

MONETARY OPERATIONS IN HUNGARY BEFORE, DURING, AND AFTER THE PANDEMIC¹

1. The Magyar Nemzeti Bank (MNB, Hungarian Central Bank) has frequently adjusted its monetary operations within its inflation-targeting framework, triggering questions about the multiplicity, and sometimes “unorthodoxy,” of its instruments. The key question is whether simple and less activist monetary operations would be more effective in achieving the MNB’s primary objective, namely medium-term price stability. The recent pickup in inflation also probes whether the current monetary instruments are efficient.

2. We look at the MNB’s complex monetary operations from an agnostic point of view. The paper does not take an a priori stance between two opposing views: (i) the extent that a central bank is privy to better information, is transparently communicating the purpose of its operations within its de jure authority, and has established a good track record, complex and more frequent operations may well be suitable; and (ii) if excess interventions instead amplify the noise and blur signals, they can be counterproductive. This is a balancing act, and a definitive conclusion cannot be drawn absent a counterfactual.

3. The paper reviews the main changes of the MNB’s monetary instruments in the last decade, the ever-changing transmission channels, and draws lessons for future monetary operations. It is organized as follows. The next section lays out the main phases of the MNB’s recent monetary operations, as background for the discussion. The following section reviews the objectives of the MNB and how they influence the monetary toolbox. The subsequent section provides an overview of the many changes of conventional and unconventional monetary operations since October 2013, when a new central bank law gave the MNB responsibility for financial sector supervision and broadened the scope of macroprudential policies and resolution of the financial intermediation system, thereby significantly broadening the scope and powers of the MNB.^{2,3,4} The penultimate section briefly surveys the ever-changing transmission channels, which influenced the design of monetary operations. The final section offers a few general takeaways.

A. Main Phases of Hungarian Monetary Operations Since 2013

4. The MNB became an inflation-targeter in 2001. The exchange rate became free floating only in 2008. Since 2005, the MNB has pursued a medium-term headline inflation target of 3 percent, complemented by an inflation-tolerance band of 2–4 percent since March 2015, to

¹ Prepared by Tonny Lybek, who would like to thank counterparts at the MNB for helpful comments during a staff presentation.

² For a comprehensive description of the changes of monetary operations, see MNB (2017), and MNB (2020 and 2021) on pandemic crisis measures, as well as the Annual Reports of the MNB.

³ The framework of the MNB’s resolution powers was established in Act XXXVII in 2014.

⁴ Hungary became an EU member on May 1, 2004, and thus transposes the EU acquis, including the *Statutes of the European System of Central Banks (ESCB) and the European Central Bank (ECB)*.

augment flexibility and better anchor expectations. As headline inflation increased and temporally exceeded the band, MNB communication emphasized core inflation excluding indirect taxes. Recently, communication has again focused on headline. Core inflation has exceeded headline since March 2022. The MNB, which is governed by a modern central bank law, believes that price stability is the best monetary policy can do to support sustainable real growth.

5. Since 2013, when the new central bank law came into force, monetary operation can be categorized into five broad phases. These phases become evident when gaging inflation, credit growth, exchange rate, country-risk premia, and inflation expectations (Figure 1).

- **The period from 2013 to February 2016 was characterized by low inflation, monetary easing, and efforts to reduce vulnerabilities and re-leverage the economy.** Inflation decelerated during the first part of this period and even briefly became negative. Although it increased during the second part of this period, it was still below the tolerance band. Accordingly, there was space to focus on a healthier financial system and stimulate the economy (Gór-Holecz et al., 2016, footnote 3). As described below, external vulnerabilities of the government were reduced by the so-called [Self-Financing Program](#), the SME credit-crunch was mitigated by the [Funding for Growth Scheme](#) (FGS), household vulnerabilities were reduced by conversion of FX loans to local currency, and policy rates were gradually reduced.
- **During March 2016–February 2020, inflation largely hovered in the inflation tolerance band, the exchange rate depreciated only moderately, and monetary policy remained accommodative.** Money market rates were kept slightly positive with absorption of excess liquidity being the operational target. The FGS was reduced and substituted by the *Market-Based Lending Scheme*. New unconventional tools were introduced, including to: (i) influence the long end of the yield curve (the MNB offered interest rate swaps); (ii) develop the mortgage bond market ([MNB purchases of mortgage bonds](#), introduced new [mortgage-bond indices at the Budapest Stock Exchange](#)); and (iii) promoted the market for corporate bonds by the MNB's [Bond Funding for Growth Scheme](#) (BGS). The MNB considered it important to maintain “loose” monetary conditions (MNB [2018](#), page 7), but “prepared for the gradual and cautious normalization” of monetary policy in September 2018, by removing some of the unconventional tools (i and ii above were abolished by end-2018). Credit growth to the private sector further strengthened, while real interest rates remained negative.
- **The COVID pandemic (March 2020 to May 2021) initially lowered inflation but caused market dysfunction.**⁵ As in other countries, monetary and fiscal policies were significantly eased. The MNB overhauled its toolkit and adjusted its operational target from excess liquidity to interest rates. While it did reduce the policy rate, it effectively tightened the money market rates to support the exchange rate. Moreover, it provided ample long-term liquidity, temporarily suspended penalization for breach of reserve requirements, enhanced the FGS, introduced an asset purchase program (APP) of government securities in the secondary market, reactivated its

⁵ The impact on inflation at the beginning of the Covid-pandemic could also be related to restricted data gathering.

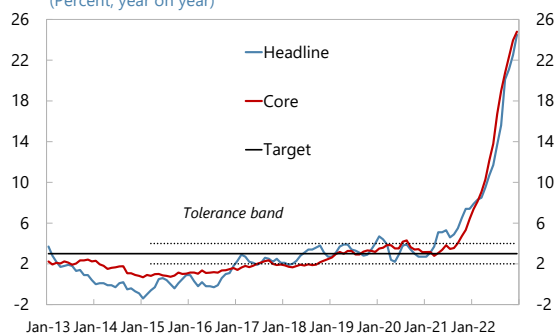
APP of mortgage bonds, and eased conditions of its APP of corporate bonds. As elsewhere, various micro and macro-prudential rules were temporarily relaxed. After an initial depreciation, the exchange rate stabilized. The negative real interest rate remained relatively stable.

Figure 1. Hungary: Inflation and Monetary Policy Stance

Price stability has recently again become the chief concern.

Headline and Core CPI Inflation

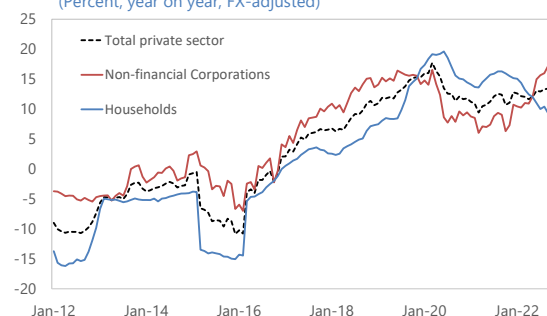
(Percent, year on year)



Bank lending to the private sector recovered slowly after the GFC, then decelerated again during the pandemic.

Credit Transactions Growth

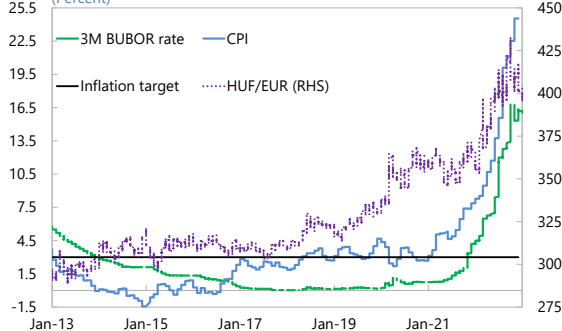
(Percent, year on year, FX-adjusted)



The increase in inflation and money market rates were preceded by a depreciating exchange.

Inflation, Exchange Rate, and Interest Rate

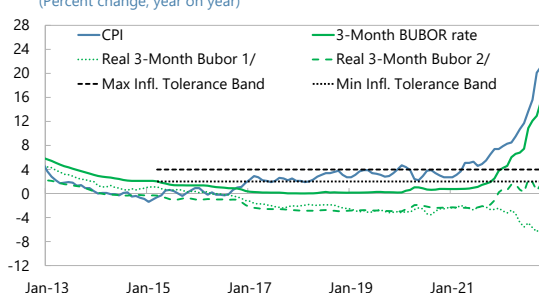
(Percent)



The recent increase of policy rates means that real rates deflated by next-year infl. expectations are now positive.

Inflation and Real Interest Rates

(Percent change, year on year)



- **The recovery (June 2021 to February 2022) was stronger than expected, inflation began to accelerate, and monetary policy tightened.** This was due to external factors (increasing commodity prices, supply chain shortages, etc.) as well as strong domestic demand, fueled by an expansionary fiscal policy up to the April 2022 elections (see companion Selected Issue Paper on *Drivers of Inflation*). The MNB refocused its efforts on fighting inflation by raising policy rates and gradually phasing-out its unconventional tools, which was achieved by end-2021.
- **Spillovers from Russia's war in Ukraine (since February 2022) necessitated a further monetary policy tightening, including through absorption of liquidity by instruments with longer maturities to counter depreciation pressures.** This was due to increasing commodity prices, supply chain shortages, and concerns about the energy supply. However, still strong

domestic demand, widening economic imbalances, and disputes with the EU increased country risk premium and contributed to depreciation pressures. The sizable monetary tightening turned the real-interest rate (deflated by next-year inflation expectations) positive. To make it more costly to shorten the HUF, the MNB enhanced its liquidity-absorption tools through daily (instead of quarterly) FX swaps, higher reserve requirements, and longer MNB deposits. It also decided to temporarily sell FX directly to importing energy companies.

B. Competing Goals, Targets, and Instruments

Framing the Debate

6. The issue of how best instruments can serve targets has been extensively debated:

- **One instrument per target?** The idea that one only needs as many instruments as policy targets, is often attributed to Tinbergen (1952). He, however, was considering broader targets and instruments, like inflation and broad money. Moreover, he was using a linear static model to make his case. It has since been proven that in case of stochastic disturbances (Brainard, 1967) and marginally increasing adjustment costs of an instrument (Turnovsky, 1977), it may be optimal to use a combination of instruments to achieve a target. Finally, transaction costs or other rigidities can impede information efficiency in a system with fragmented submarkets. Several carefully calibrated operations and instruments may thus be more efficient in achieving one target—and certainly multiple targets.
- **Rule versus Discretion?** Buiter (1981), for instance, showed, assuming rational expectations, that discretion is the optimal choice, provided the central bank is credible. This may be interpreted, as if the central bank is altruistic, fully aware of its fiduciary responsibilities and, as often is the case, is privy to better information. Otherwise, a contingent rule is preferable provided it can be credibly monitored. If these conditions are not in place, a simple fixed rule may be preferable. While these deliberations also referred to targets in a broader sense, this strain of literature can also be extrapolated to favor discretion and thus the use of a variety of instruments to achieve a target.
- **Although a well-calibrated range of instruments may be optimal, there is still much to be said for simplicity.** Plainness facilitates communication. It becomes more difficult to question whether the central bank may have side-objectives, as complex externalities from a multiplicity of instruments are more challenging to decipher. Ultimately, the success of applying a range of instruments hinges on the credibility of the central bank. Since it is difficult to be right all the time, with a continuous flow of new information and shocks, more detailed micro-management likely implies larger credibility risk.

Competing Targets and Instruments within the MNB Statutory Objectives

7. **The primary objective of the MNB is to achieve and maintain price stability.** Without prejudice to its primary objective, the MNB preserves financial stability and supports the

government's economic policy, as well as its policy on environmental sustainability.⁶ The [Monetary Council](#), as the MNB's *supreme* decision-making body (Art. 9(1) of the MNB Law), arbitrates trade-offs among potentially competing objectives within the MNB mandate.

8. The MNB's institutional framework aims to resolve potential tradeoffs between price and financial sector stability. In practice, it is difficult to have one without the other. By delegating primacy to price stability, the MNB law ensures that financial sector challenges will not be "resolved" simply by providing ample liquidity, which would ultimately result in inflation. Another example is reducing the share of variable-rate mortgages, by encouraging longer interest rate fixation periods. While this enhances financial stability, it also impedes the transmission of monetary policy. The Monetary Council ultimately decides on this tradeoff together with the [Financial Stability Council](#).

9. However, MNB objectives, including the support of government policies, may occasionally compete. The MNB is independent and cannot provide direct credit to the government,⁷ but can still balance its objectives, without prejudice to price stability. A case in point was the period mid-2021 till May 2022. The MNB tightened policy rates, phased out unconventional tools, and advised against the expansionary fiscal policy, as recovery was stronger than expected. Compared to peers, however, the MNB was slower to stop purchases of government securities, which eased funding costs of the expansionary fiscal policy. At the time, the MNB was concerned about financial stability. Some market observers began to question the consistency of these policies. With the benefit of hindsight, the MNB now considers that a faster exit from the government security purchase program would likely have been beneficial but notes that the high degree of uncertainty around the post-covid recovery justified caution.

10. Well-intended initiatives to boost intermediation in priority sectors may have long-run implications for monetary policy transmission. The MNB has often explained such interventions with market failures, the implication being that MNB interventions are more effective and faster than the market. The MNB has influenced funding costs, and encouraged market segmentation to avoid arbitrage, with a view to direct resource allocation. Examples include various versions of the *Funding for Growth Scheme* (FGS). Another example is the purchase of mortgage bonds, which resulted in mortgage bonds occasionally carrying lower interest rates than comparable government bonds. Such initiatives, however well-intended, could leave the appearance of quasi-fiscal operations that would be better performed by state-owned development banks, public guarantee schemes, or direct fiscal operations.⁸

⁶ Unofficial English translation of the [Law on the MNB](#): "Art. 3 (1): The primary objective of the MNB shall be to achieve and maintain price stability. Art. 3(2): Without prejudice to its primary objective, the MNB shall support the maintenance of the stability of the system of financial intermediation, the enhancement of its resilience, its sustainable contribution to economic growth; furthermore, the MNB shall support the government's economic policy and its policy related to environmental sustainability, using instruments at its disposal." Please note the translation of "shall" should not be understood as "must."

⁷ According to the EU Treaty, and specifically Art. 21 in the Statutes of the ECB and ESCBs, EU central banks cannot provide direct credit to national governments and EU institutions.

⁸ The state-owned Hungarian Development Bank ([MFB](#)), [Exim Bank](#), and guarantee schemes ([Garantíqa Hitelgarancia Zrt.](#), owned by MFB) for bank credits.

Competing Operations and Targets of the MNB and the Government

11. Competing operations and targets of a central bank and the government are inherent.

However, there is a traditional division of labor. The central bank anchors the short end of the yield curve, influences inflation expectations to shape its slope; and mitigate market dysfunction. The government shapes the risk along and within segments of the yield curve. Preferably, these operations are complementary but if contradictory, the institutional framework should ideally abet a resolution. To that effect, in Hungary for instance, [the MNB Governor is member of the Fiscal Council](#). Transparent information is critical for the market to gauge the implications.

12. Over the years, MNB and government policies have occasionally been complementary or conflicted. A few examples of competing objectives or inconsistent policies follow.

- The government offers various subsidized credit support to non-financial corporations (NFCs).** Subsidized bank lending—the MNB’s FGS and various government schemes—amounted to 31 percent of total bank credit to NFC (even higher for SMEs at 44 percent) as of end-September 2022. The government’s Széchenyi Program aims to assist liquidity and investment needs of SMEs and individual entrepreneurs. It began in 2002, and has since seen several versions, including [during the pandemic](#), while Széchenyi Card Max was introduced in September 2022. The state-owned Hungarian Development Bank (MFB) and Exim Bank also offers various programs, which were enhanced during the pandemic. As of September 2022, about 21.5 percent of bank lending to NFCs are backed by a guarantee from a domestic institution with a counter guarantee from the government. These initiatives alleviate credit risk and should thus have a more limited impact on the direct transmission of the MNB’s policy rates on corporate rates than subsidized lending.
- The government introduced various housing support schemes, including to incentivize families to have more children, while the MNB was seeking to reduce risks from the real estate sector.** At end-2021, about a quarter of newly issued housing loans, were subsidized by the government (MNB’s [Financial Stability Report, May 2022](#)). They included the housing benefit scheme introduced in 2016, which included both a grant and subsidized interest rates (conditions have been adjusted over time). A rural housing scheme was introduced in 2019. During 2016-19 and 2022-27, a preferential VAT rate of 5 percent instead of 27 percent was applied to sales of newly constructed residences not exceeding a certain size. Moreover, the prenatal “baby” loans, which was introduced in mid-2019 and has been extended to end-2024, became very popular owing to its low rates: the maximum loan of HUF 10 million (about €25,000) is interest free, if the family has one child within five years. The state will assume 30 percent of the remaining debt in case of two children, and the government will take over the whole remaining debt in case of three children. Finally, a program to refurbish housing was introduced in 2021 and extended in 2022. Meanwhile, the MNB introduced and gradually adjusted macro prudential policies for housing to contain risks, while aiding the fledgling market for long-term mortgage bonds to promote more efficient housing finance. Many of the government schemes have continued while the construction sector was overheating and real

estate prices rapidly accelerating, which likely counteracted higher interest rates needed to cushion demand.

- The de facto segmentation of the domestic government securities market into a wholesale (also coined “institutional”) and retail market affects monetary operations.** In 2019, a special retail bond, MAP+, was introduced, which initially offered above market yields ([IMF, 2019](#)).⁹ The government’s intention was to reduce external vulnerabilities by increasing domestic HUF funding. Following the recent increases in inflation, however, many households decided to change to inflation-indexed retail bonds or switched to the wholesale market. This was possible because MAP+ bonds can be redeemed before their 5-year maturity. Several countries have retail programs, but usually not with such sizable differences in yields and segmentation. The trade-off is between “tapping” the “consumer surplus” by segmenting the market versus facing a higher “liquidity premium” due to, all other things equal, a smaller issuance per type. This can affect both the slope and bumpiness of the yield curve and thus the transmission of monetary policy. Notably because MAP+ and other retail bonds are the main competitor to retail bank deposits. However, with a loan-to-deposit ratio well below 100, this never became a major issue.
- Like other countries, Hungary introduced a debt-service moratorium following the pandemic.** But in contrast to its peers, it was extended several times, although it was changed from opt-out to opt-in in November 2021. The participation has declined further and expired at end-2022. However, the government recently announced a moratorium for agricultural loans due to rising energy and fertilizer prices and a drought, from September 2022 to end-2023. These measures ease repayment risks of the borrowers but should be truly temporary. Continued extensions even after the triggering situation has normalized affect perceived risks, may raise moral hazard and artificially increase the net interest margin for future financial intermediation, as banks want to compensate their risks.
- Both the government and the MNB have taken several initiatives to support climate change mitigation, but other regulations appear to have impeded those efforts.** The government has supported energy insulation, required stricter energy standards for new constructions since 2019 for public buildings and 2021 for other buildings, and provided incentives for solar and wind electricity production. The MNB has its own [green initiative](#), including aiming to reduce the environmental risk costs of bank lending to green projects and support green mortgages, as part of its APP. These measures are well-intended and in line with ECB and EBA ([2022](#)) initiatives. In 2012/13, however, the government introduced significant subsidies of household utilities, which, according to Weiner and Szép ([2022](#)), likely delayed overdue investments in energy savings. Only in September 2022, was the utility subsidy reduced for above average consumption. These inconsistencies illustrate the difference between a partial and general analysis, which can undermine the effectiveness of the overall policy objectives.

⁹ The simple average annual yield of the 5-year MAP+ was 4.95 percent, compared to about 1.6 percent (average during 2019) of a 5-year benchmark government bond in the market. Since February 2022, the yield of the 5-year benchmark has exceeded yield of MAP+.

13. Recently, interest rate caps have further undermined monetary policy transmission, working at cross-purposes with the needed policy tightening to reduce inflation.

- **The government introduced temporary interest rate caps on lending rates.** It first introduced a cap on eligible variable-rate mortgages now in place until end-June 2023. Eligible mortgages with interest rate repricing during November 2021 to end-June 2022, were frozen for the first half of 2022, at the October 2021 level. The cap was later extended to end-June 2023, and its scope broadened to mortgages with up to five years interest rate fixation periods. A temporary interest cap on SME loans till end-June 2023, was subsequently introduced.¹⁰ These caps disconnect key channels of monetary policy transmission. Furthermore, they may also undermine financial stability, another key objective of the MNB, by raising moral hazard, thus incentivizing risky behaviors, and reducing bank profitability. Targeted assistance to the neediest borrower would likely be more efficient and less distortive.
- **The government also introduced interest rate caps on large deposits.** The interest rate on large retail and large institutional deposits (over €50,000, till end-March 2023) cannot exceed the average yield of 3-Month T-bills, which currently is just below 12 percent. Large depositors had been shopping around, while banks placed the funds with the MNB at up to 18 percent (the current effective marginal policy rate). This measure promptly reduced yields on treasuries and thus indirectly on mortgage bonds, undermining monetary policy tightening.

C. Hungarian Monetary Operations Since 2013

14. This section provides an overview of the many changes to the monetary operations since 2013, their motivation, refinement, and revocation. Table 1 lists various tools that were in force during part or the whole analyzed period. At the beginning of the period, the MNB used conventional tools for price stability, but then quickly introduced unconventional tools to address the consequences of the GFC, contain vulnerabilities, and re-leverage the economy—typically with the liquidity impact of these instruments largely sterilized. In the middle of the period, the MNB focused on liquidity management to maintain money market rates close to the floor of the interest rate corridor, and even tried to directly influence the longer end of the yield curve. At the beginning of the pandemic, additional long-term liquidity was provided, using a range of unconventional tools. Despite a gradual tightening since mid-2021, as the recovery proved stronger than expected, there was an “overhang” of liquidity, which was mainly absorbed by short-term instruments. With country-risks increasing and global financial conditions tightening, the MNB decided to tighten both price (policy rates) and quantity (using longer liquidity absorbing instruments) to make it more expensive to shorten the currency in October 2022.

¹⁰ They were followed by a cap on interest rate on some student loans. However, this does not impact banks, as a government agency is providing these loans.

Table 1. Hungary: Overview of Selected Monetary Instruments Since 2013

Monetary conditions / liquidity management:	Market dysfunction and crisis tools	Market development / directed lending / transparency:
Base rate	Self-financing program	FGS: Funding for Growth Scheme
Overnight deposit rate	Interest Rate Swap Tenders (IRS)	FGS Pillar I
Overnight collateralized loan	FX sale tenders (incl. for conv. of FX HH loans)	FGS Pillar II
Collateralized long-term loans	FX prov. long-term swaps (conv. of FX HH loans)	FGS Second phase
Collateral pool for MNB facilities	Unconditional interest rate swaps (MIRS)	FGS Pillar III
HUF liquidity providing FX swaps	APP: Mortgage Bonds	FX swaps provided by MNB
Overnight quick tender	FX providing short-term quarterly swaps	Conditional interest rate swaps
1-week deposit rate	Daily FX providing swaps	FGS Plus
2-week MNB bill	APP: MNB purchase of gov. securities	Growth Supporting Program (GSP)
2-week deposit facility	APP: MNB purchase of gov. guaranteed bonds	FGS Third phase
3-month deposit facility		Market-Based Lending Scheme (MLS)
Longer deposit facility (initially 2-month)		Conditional interest rate swaps (IRS)
Preferential deposit rate (sterilize FGS and FGS Go)		FGS, various previous versions of FGS
Central bank discount bills		FGS Fix (more targeted lending to SMEs)
Reserve requirements		FGS Go (enhanced for the pandemic, SMEs)
		APP: Bond Funding Scheme (BGS)
		MNB Certified Consumer-Friendly Housing Loans
		MNB Certified Consumer-Friendly Personal Loans
		FGS: Green toolkit (HPS)
		APP: Green mortgage bond purchase program
		APP: Green corporate bond purchase program
		FGS GHP: Green home program

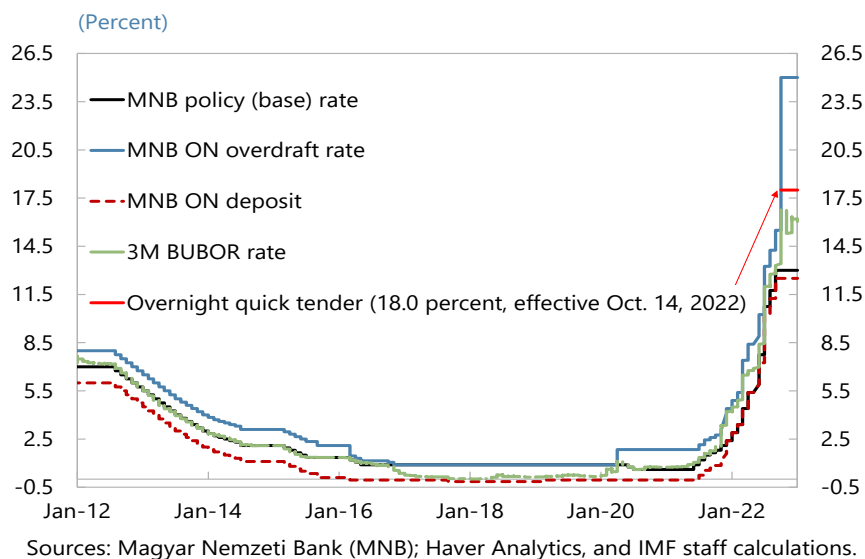
Policy and Money Market Rates

15. In Hungary, policy rates may not always be the best yardstick to gauge the monetary stance. Although the MNB has a standard setup with base rate within an interest corridor, the effective policy rate has been determined by different instruments through time with the base rate being mainly a signaling rate. At the beginning of the analyzed period, the MNB gradually reduced its policy rates, as inflation pressures waned (Figure 2). As the economy recovered, but inflation remained subdued and global financial conditions stayed lax, policy rates were kept low. The floor of the interest corridor even became slightly negative, while the ceiling was reduced to the level of the base rate. The MNB, to remain accommodative, pushed liquidity into the system. Excess liquidity became the intermediate operational target with a view to keeping short money market rates slightly positive and avoiding excess exchange rate and capital flow volatility. As the pandemic hit, the MNB refocused its operations on interest rates, while providing ample long liquidity. Although the MNB did reduce the base rate, it also increased the floor of the interest corridor, and effectively increased the money market rates.

16. The 3-month BUBOR (money market) rate is the “go-to” indicator to appraise the impact on inflation of interest rate changes. Although policy rates and open market operations are promptly visible in the very short BUBOR rates, they are quite volatile reflecting, for example, incorrect daily liquidity projections or unexpected treasury transactions. The 3-month BUBOR rate better accounts for expectations, structural liquidity changes, etc. and is thus a more reliable indicator of the de facto monetary stance. The MNB often uses this rate to estimate the impact on

inflation.¹¹ For instance, Horváth et al. (2006) found that the lags of the interest rate pass-through varied for lending and deposits to corporates (faster) and households (slower).

Figure 2. Hungary: Policy and Money Market Rates



Liquidity Management

17. The MNB has used a variety of instruments to absorb and provide liquidity to influence behaviors. For instance, by providing long-term liquidity while absorbing excess liquidity by shorter instruments, it eased concerns about a future liquidity squeeze. Moreover, some instruments (e.g., preferential deposits with the MNB) were used to incentivize certain behaviors (discussed below). Additionally, the MNB has adjusted not just the rates but also the eligibility of collateral of its standing and emergency facilities, thus strengthening the guardrails for the banking system.

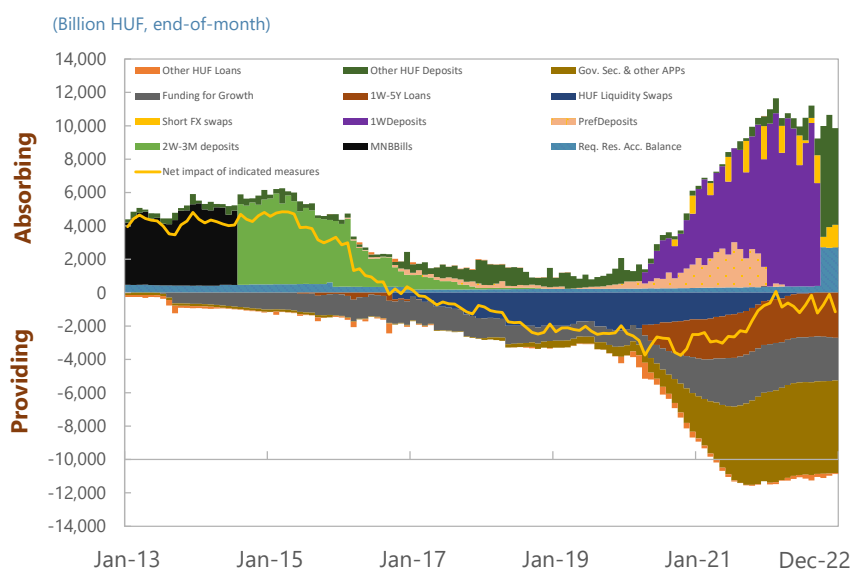
18. The net impact of various liquidity main measures varies overtime, responding to changing circumstances (Figure 3).¹² At the beginning of the analyzed period, the banking system had excess liquidity with the MNB. The middle of the period was characterized with subdued inflation and the pursuit of other objectives. The MNB thus provided more liquidity than it absorbed. During the pandemic, the MNB provided additional liquidity by increasing its liquidity providing FX swaps; introduced regular long-term collateralized loan tenders (maturities from 3 months to 5 years at the policy rate); broadening collateral eligibility (by almost 5.5 percent of GDP) to include performing corporate bank loans with a standard haircut of 30 percent, irrespective of maturity and

¹¹ For instance, the MNB Annual Reports regularly states, including the [2013 MNB Annual Report](#) (page 23): “Three-month interbank yields – the yields most relevant for interest rate transmission ...”

¹² Note that Figure 3 does not show the standard measure of excess liquidity. For instance, the treasury balance matters, not least conversion of EU funds, as does the available collateral banks can use to access MNB facilities.

currency; and temporarily suspending penalties of deficient reserve requirements. To absorb excess liquidity, regular auctions of 1-week deposits were introduced. The overnight overdraft rate was increased, so the interest corridor became symmetrical around the base rate. It was thus possible to increase the money market rates and contain exchange rate volatility, without initially changing the base rate (it was later slightly reduced), while ensuring adequate liquidity in the banking system. With a stronger-than-expected recovery from the pandemic, the MNB gradually tightened—both policy rates and its liquidity absorption, as it phased-out its crisis measures. After the beginning of Russia’s war in Ukraine, it temporarily renewed easing in response to heightened uncertainty, but accelerated its liquidity tightening again since October 2022.

Figure 3. Hungary: The MNB’s Liquidity Absorbing and Providing Operations, 2013 – 2022



Unconventional Monetary Tools

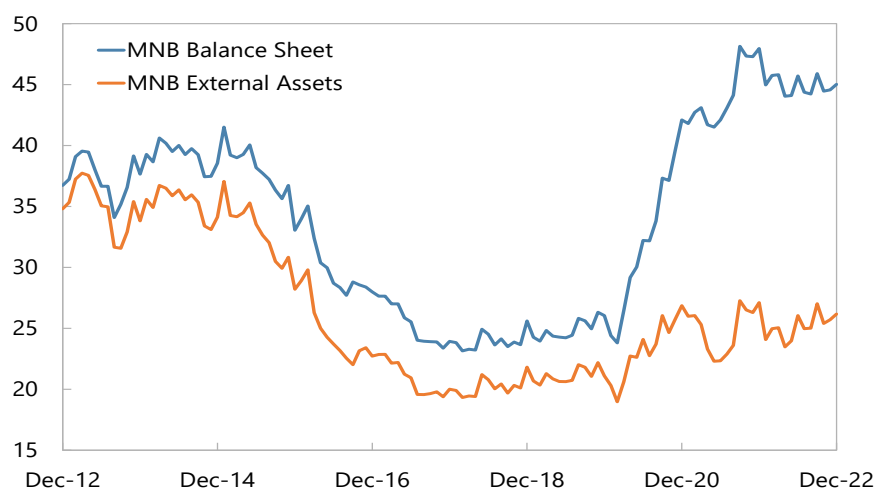
19. The MNB has frequently complemented its conventional tools with “unorthodox” instruments to incentivize credit institutions and strengthen transmission when it deemed it impaired. The purpose has typically been to mitigate perceived risks and uncertainties along and within segments of the yield curve, for instance to mitigate alleged market failures or strengthen the lending channel (MNB, [2019](#), page 5). During the first part of the analyzed period, the MNB carefully sterilized the liquidity impact of its various programs. Following the pandemic, the MNB expanded the use of unconventional tools, based on experiences from large-advanced economies that found such tools effective, provided they were clearly explained, considered temporary, and did not reintroduce fiscal dominance.¹³ The extent to which these tools is used is occasionally proxied by the size of the balance sheet of the central bank, although this measure is not comprehensive. For

¹³ For instance, Ben Bernanke, considering advanced economies, said in 2014: “Well, the problem with QE is it works in practice, but it doesn’t work in theory” In 2020, he noted: “... in retrospect it has become evident that the costs and risks attributed to the new tools, when first deployed, were overstated”.

instance, it does not capture off-balance sheet items, such as interest rate swaps. Figure 4 shows how the MNB balance sheet declined at the beginning of the analyzed period, then stabilized, and grew rapidly during the pandemic. A few of the larger unconventional tools are briefly discussed below.

Figure 4. Hungary: Size of MNB Balance Sheet, Dec. 2012–Dec. 2022

(Percent of rolling GDP, SA)



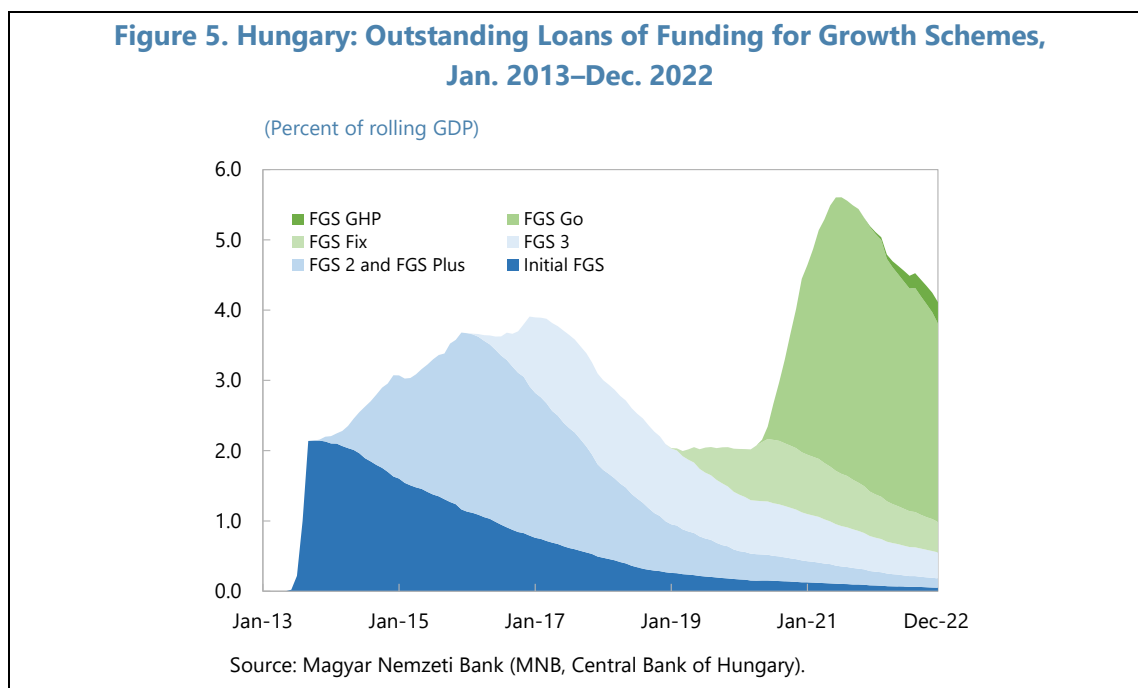
Sources: Magyar Nemzeti Bank (MNB); and Hungarian Central Statistical Office (KSH).

Funding For Growth Scheme

20. The Funding for Growth Scheme (FGS) was introduced to encourage inexpensive local-currency bank lending to credit-constrained SMEs as well as micro enterprises (e.g., [Székely 2020](#), and [MNB 2022](#)). The initial FGS was announced in April 2013. The MNB provided zero interest funding to be on-lent against collateral at a maximum of 2.5 percent, with a maximum maturity of 10 years, to facilitate conversion of FX denominated loans, and to encourage banks to reduce their foreign funding. The liquidity impact was generally absorbed by allowing participating banks to place their excess liquidity with the MNB at preferential rates, thus effectively subsidizing the lending. Endresz et al. (2015) found that the FGS effectively supported investments that would not otherwise have happened. The MNB (2017, page 7) notes that the FGS, in its various forms during 2013 and 2016, may have added about 2 percentage points to GDP and enhanced employment by around 20,000. Several refinements were made during the period, mainly to further tailor the lending. As growth and leveraging recovered, the FGS was being phased out and complemented by the *Market-Based Lending Scheme* (MLS).¹⁴ When the pandemic hit, the program was reshaped. Later, it was retailored to support the greening of the economy. Although the MNB deemed it effective, such tailored support could almost be perceived as a quasi-fiscal activity, particularly when

¹⁴ The MLS included the MNB offering banks interest rate swaps (IRS)—the MNB accepted interest rate risk of long bonds against short yields—to help banks adjust their interest rate risk and thus to lower the longer interest rates. By mid-2016, the stock of various IRS amounted to almost 7 percent of GDP.

for a very short period the MNB accepted part of the credit risk. The size of the various FGSs likely explains why it was done by the MNB rather than through the state-owned development bank and guarantee schemes. The outstanding amount of various FGS loans amounted to about 4.2 percent of GDP at end-November 2022 (Figure 5).



Self-Financing Program

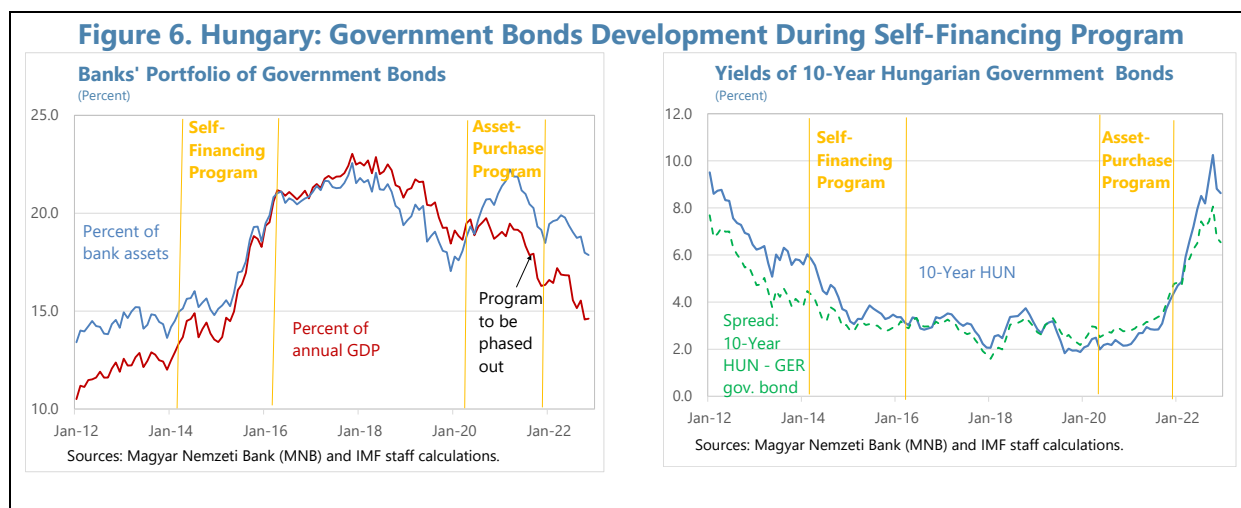
21. The Self-Financing Program (SFP) incentivized banks to move their excess liquidity with the MNB into government securities. The main objective was to reduce external vulnerabilities of government debt.¹⁵ It lasted from April 2014 to April 2016, whereupon it was phased out. Banks were encouraged by making the MNB liquidity absorbing instruments less liquid compared to government securities.^{16,17} During this period, banks increased their portfolio of government securities by almost 6 percentage points of GDP. It coincided with a declining the spread vis-à-vis German bunds, although a range of factors were likely at play (Figure 6). Bodnár et al. (2016, page 38) noted that banks' purchases of government securities exceeded the AKK's net forint issuance. Moreover, it did lessen external vulnerabilities, as it helped reduce the externally

¹⁵ For a comprehensive description of the SFP, its modalities and effectiveness, see e.g., MNB (2016).

¹⁶ The main liquidity absorbing instrument became gradually less liquid. It was no longer tradable and removed as eligible collateral for MNB facilities. Its maturity increased from 2-week to 3-month. The frequency of auctions was reduced, and the auctioned amounts gradually reduced.

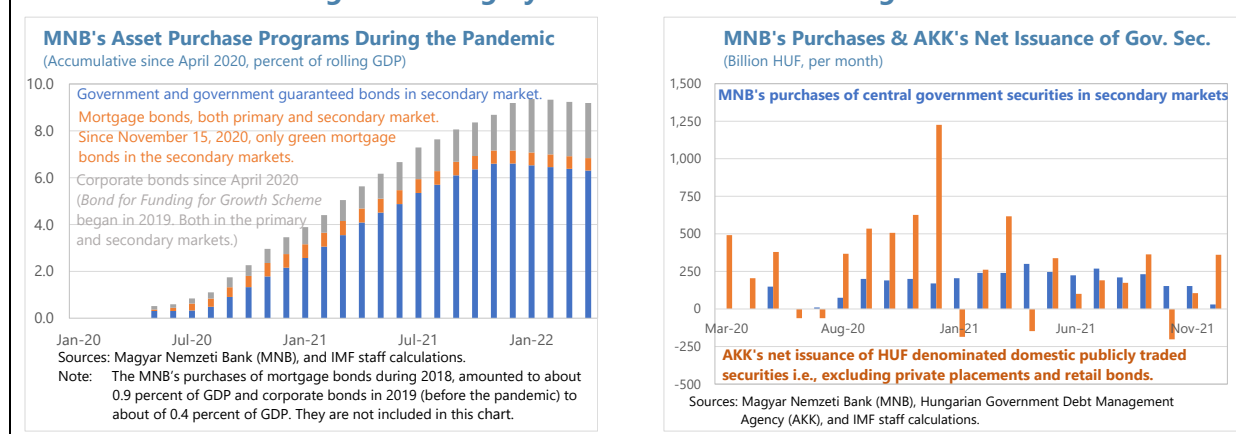
¹⁷ Concerns about day-to-day liquidity management and market turbulence were eased by adjusting the overdraft facilities and offering interest rate swaps (IRS). Around the time of the changes, the maximum use of the intraday credit line did increase for some banks, but it quickly adjusted to normal levels (Bodnár and Luspay, 2016, Chart 8). Moreover, the BUBOR (money market) system was reformed in May 2016 to enhance its transparency. The IRS program was shut down after demand moderated.

held public debt (by over €9 billion) and its share of FX denominated debt (from about 50 to below 30 percent). Furthermore, it contributed to a rating upgrade. Csávás and Kollarik (2016) found that it lowered the financing costs of the government. Given the ample liquidity in the banking system and moderate private credit demand, it did not crowd-out bank lending. To the extent the reduction of MNB liquidity absorption matched banks' purchases of government securities, the liquidity impact was neutralized. Finally, it facilitated a maturity extension of banks' bond portfolios and likely made this market more liquid.



Asset Purchase Programs

22. The MNB introduced asset purchase programs (APPs) for mortgages in 2018, corporate bonds in 2019, and government securities in 2020. The MNB provided detailed information about the motivation for its APPs of [government securities and mortgages](#) as well as [corporate bonds](#). Initially, the purpose was to spur the development of the mortgage and corporate bond markets. For instance, the liquidity impact of the purchased corporate bonds was sterilized by preferential deposits. Before the pandemic, the MNB had purchased securities for about 1.2 percent of GDP. During the pandemic till end-2021, when these programs expired, the MNB bought bonds for an additional 9.1 percent of GDP (Figure 7). The APPs were an important component of COVID-crisis measures to alleviate market dysfunction, ensure adequate liquidity support to mitigate the abiding tendency toward liquidity hoarding and shorter investments during a crisis, and later to also ease government funding costs. With the benefit of hindsight, the continuation of the APPs after mid-2021 appear not to have been consistent with the MNB's rate increases as inflation was taking off.

Figure 7. Hungary: MNB Asset Purchase Programs

23. The APP of government securities was the largest. Purchases were conducted only in the secondary market, and in longer maturities.¹⁸ To ensure that the securities remained liquid, the purchases were initially limited to 33 percent per issuance,¹⁹ but this limit was later increased to 50 percent and eventually abolished in March 2021. In late summer 2020, the scope was extended to include government guaranteed bonds, i.e., bonds issued by the state-owned Exim Bank and Hungarian Development Bank. Most government bonds (about 60 percent) were bought at the weekly tenders, while the rest as bilateral trades. The latter allowed the MNB to smooth the market daily. The program envelope was gradually increased. While the MNB was slower to initiate the purchases than its peers (Croatia, Poland, Romania), it continued for longer (Arena et al., 2021). In August 2021, the MNB began to announce targeted amounts and gradually reduced its purchases, until the program stopped in December 2021.²⁰ The MNB purchased a substantial part of new net issuances and was concerned that a rapid exit could trigger market volatility.²¹ In total, the MNB bought government bonds for about 6.4 percent of (2021) GDP. At this time, the MNB has not expressed any intention to sell these bonds as part of quantitative tightening.

24. The MNB activated its mortgage bond APP in 2018 and at the beginning of the pandemic. The initial program was active from December 2017 to December 2018, with [varying conditions](#). In addition to supporting this nascent market, one of the stated purposes was also to lower the long interest rates. Occasionally, the mortgage rates were even lower than comparable government bonds during this period (MNB, [2018](#), page 26). The MNB bought mortgage bonds in both the primary and secondary market. It was relaunched in April 2020 with the first purchases in May. Then the primary purpose was to alleviate market dysfunction and to protect the achieved

¹⁸ The EU Treaty, specifically Art. 21 of the [Statute of the ECB and European System of Central Banks](#), prohibits direct financing of the government by any EU central bank. Purchases in the secondary market, however, are permitted and government bonds are frequently used as collateral.

¹⁹ This was in line with the ECB decision to increase the share limit to 33 percent (Draghi, 2015).

²⁰ In early 2022, however, the MNB has allegedly intervened a few times in the government securities market, but solely to temporarily to smooth volatility.

²¹ The risk of a "taper tantrum", as in the USA in 2013, the Hungarian experience with the exit of one large foreign investor, and the heightened uncertainty following the pandemic likely influenced these concerns.

progress. Similar to the initial phase, the MNB announced that it intended to sterilize the liquidity impact. In mid-November 2020, the MNB stated that it would only buy green mortgages in the secondary market. During the pandemic, the MNB purchased mortgage bonds for about 0.6 percent of GDP. The program should be seen as complementing a range of other initiatives to develop the mortgage bond market.²²

25. The APP of corporate bonds—the Bond Funding for Growth Scheme (BGS)—was intended to develop the corporate bond market and animate diversification of corporate funding. It was expected to spur competition among banks, enhance the transmission mechanism, and contribute to financial stability.²³ Most of the potential issuers also had access for foreign lenders. The BGS was akin to the ECB's corporate sector purchase program launched in 2016. The BGS was announced in April 2019, launched in July, and the first purchases took place in September. The MNB could buy HUF denominated bonds issued by Hungarian non-financial corporations with maturities of 3 to 10 years, which was doubled to 20 years at the beginning of the pandemic and the envelope gradually increased. To limit the credit risk, an issuer should be rated at least B+ and maximum exposure of the MNB to one business group was initially limited to HUF 20 billion (about €61.5 million at the time), which later was increased to HUF 50 billion (about €143 million). Most issuances were rated by Scope Rating. The MNB could buy up to 70 percent of an issuance in the primary and secondary markets, which later was limited of up to 50 percent in the secondary market. From early May 2020 to end-April 2021, the MNB bought corporate bonds for about 0.9 percent of GDP, of which almost 0.7 percent of GDP in the primary market. Although the BGS expired in December 2021, a few transactions were only finalized in April 2022.

D. The Ever-Challenging Transmission Mechanism

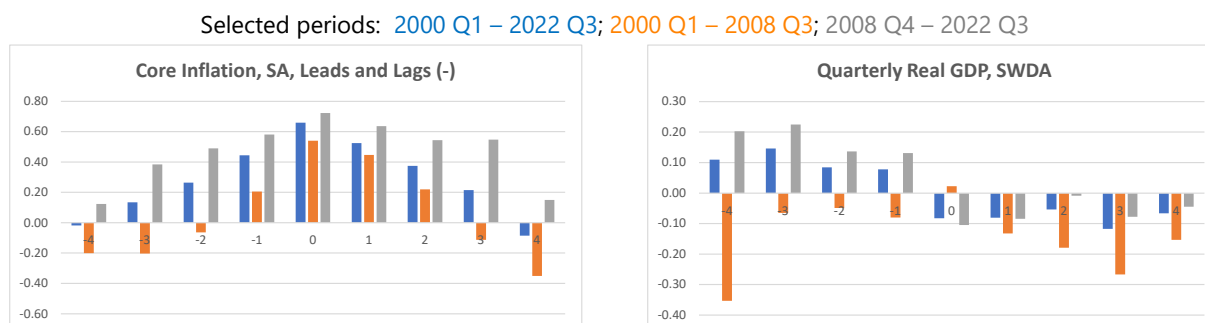
26. This section provides a brief overview of the implications for monetary operations of the ever-changing monetary transmission channels. The concept of transmission mechanism is subject to various interpretations, but there is general agreement that transmission changes over time and monetary operations need to adjust accordingly. Our prior remains that tighter monetary policy tends to contract output and to contain inflation (when driven by demand), and vice versa. Figure 8 shows the quarterly correlation of, respectively, the change of real growth and core inflation before and after a change in the 3-month BUBOR rate. The impact of an interest change seems to have become markedly weaker after the GFC. Until recently, this period was characterized by low and stable interest rates, as the economy recovered, as well as the introduction of several subsidized

²² The MNB has over time supported a more liquid market of longer fixed-term mortgage bonds. The legislative framework was amended to promote the establishment of special mortgage banks and covered mortgage bonds. The Mortgage Funding Adequacy Ratio (MFAR, a macroprudential tool) was introduced in June 2015. It has been gradually tightened to encourage longer mortgage financing. The MNB has also encouraged borrowers to borrow with longer interest-rate fixation periods. Transparent housing loans were promoted in terms of the [MNB certified Consumer Friendly Housing Loans](#) introduced in June 2017. The Budapest Stock Exchange, owned by the MNB, introduced three [mortgage bond indices](#) in December 2017 to stimulate more transparent pricing.

²³ The [MNB \(2019\) provides details](#) as well as [data about its purchases](#).

lending programs. The bottom line is that the dynamics are very complex and still not fully understood.

Figure 8. Hungary: Correlation Coefficients of Change of 3-Month BUBOR, Real Growth and Inflation

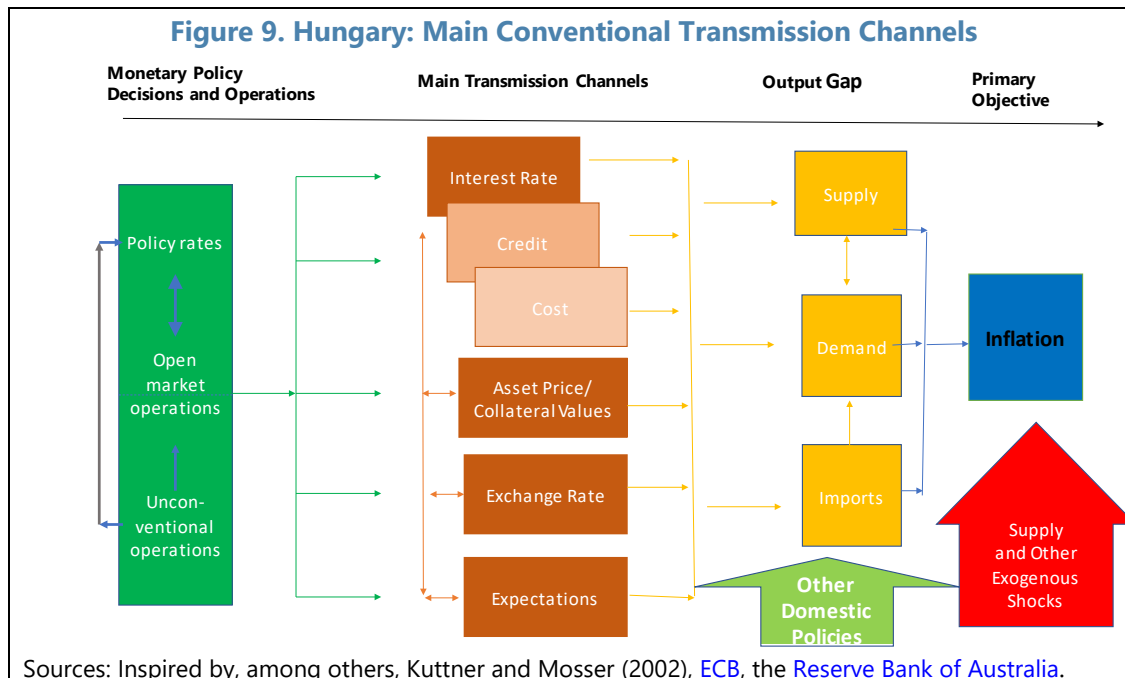


Sources: Haver and IMF staff calculations.

Note: Quarterly change of monthly average of 3-Month BUBOR and quarterly change of selected variable.

27. The literature refers to a handful of transmission channels of conventional monetary policy tools, while views the transmission of unconventional tools are still evolving.²⁴ Although overlapping and not mutually exclusive (Figure 9), a distinction is frequently made between the: (i) interest rate channel, with additional effects related to the (a) credit and (b) cost channels; (ii) asset price or balance sheet channel; (iii) exchange rate channel; and, (iv) expectation channel (e.g., Mishkin, 1995, 1996; Ireland, 2006; and Boivin et al. 2010).

Figure 9. Hungary: Main Conventional Transmission Channels



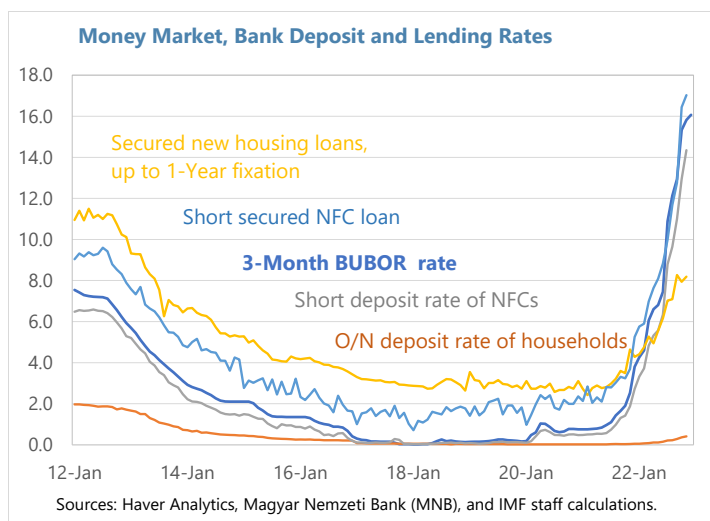
Sources: Inspired by, among others, Kuttner and Mosser (2002), [ECB](#), the [Reserve Bank of Australia](#).

²⁴ MNB papers on the transmission mechanism in Hungary are summarized by Vonnák (2006 and 2007).

Interest Rate Channel

28. The interest rate channel is a standard feature of textbook Keynesian IS/LM models.

The interest rate—the *price* on time preferences—affects the intertemporal choices of investment and consumption, thus economic activity and ultimately price levels. This channel hinges on short-term price and nominal wage stickiness rather than price illusion. Economic agents, even with rational expectation, are presumed to focus on the *real* interest rate. Close to the zero lower bound, further lowering of interest rate may still be expansionary, as it contributes to inflation and thus lowers the real interest rate.



29. The recent policy rate increases in Hungary have affected banks' lending rates with a lag, but much less deposit rates, particularly demand deposits of households (chart). This is because of the still ample liquidity in the banking system (loan-to-deposit rate about 83.4 percent in September 2022) and rigidity of small depositors. Competition for large depositors, however, has intensified. The previously discussed interest rate caps will further impede the interest channel, which may already be affected by various subsidy schemes. Monetary operations may thus need to be tightened even further than would otherwise have been the case.

Credit Channel

30. The credit channel is attributed to frictions—agency costs and asymmetric information—in credit markets. The FGS, BGS as well as the long-term collateralized lending facilities were aimed at reinstating the credit channel (MNB, 2019), which had suffered during the deleveraging following the GFC.

- **The narrow credit-channel is focused on influencing the supply of deposits and demand of loans.** Attracting deposits was a constraint before the GFC, but this is no longer the case. The loan-to-deposit rate has declined from 147 in October 2009, to 113 in January 2013, to 83 in September 2022.
- **The cost channel refers to the cost of working capital.** This cost may be higher in less competitive banking systems in countries with poorer governance practices (Jarmuzek and Lybek, 2020), particularly for newly established SMEs without “relationship banking.” While risk premia were an issue right after the GFC, the FGS and government subsidized credit and guarantee schemes, combined with a strong economic recovery, mitigated this factor.

- **The broader credit-channel refers to the importance of collateral to further lending, akin to financial accelerator (part of the balance-sheet channel).** Right after the GFC, it was a dampening factor, but recently likely an accelerating factor, although contained by prudential regulation. Bank lending (transactions) to both NFCs and households have in recent years been double-digit until the global risks increased in 2022 and credit to households decelerated (Figure 1).

Asset Price Channel

31. Asset prices—real estate and financial assets—are swayed by monetary operations, which affect wealth and thus the ability and willingness to consume and invest. Real estate is the most important household asset in Hungary with residential ownership at about 91.3 percent in 2020, compared to 70.0 percent for the EU-27 average (Eurostat). Kiss and Vadas (2007) noted that Hungarian mortgages often constitute the largest debt of most households and that, given their long maturities, they can have a profound and persistent impact on savings and consumption decisions.²⁵ However, household debt is relatively low in Hungary compared to peers. Currently, only about half of residential real estate transactions in Hungary are financed by bank credit. This in part due to foreign demand but it also reflects the relatively large saving of wealthier Hungarian households. The MNB's sophisticated housing model found that an increase of the policy rate of about 465 bp would likely decrease housing prices by about 2 percentage points in the Budapest area and 4 percentage points in the rural areas.²⁶

32. Like its peers, Hungary's capital markets are still developing. The stock market capitalization of listed companies was about 17.8 percent of GDP in 2020. The blue-chip stock market index (BUX) is dominated by three large companies (bank, energy, and pharma), which alone currently account for 87.6 percent of the BUX. Rezessy (2005), using both event studies and the heteroscedasticity method, found that a monetary tightening did have a negative impact on the stock market, but that it was not significant.

Exchange Rate Channel

33. The exchange rate is an asset price with great importance for small open economies, like Hungary. The typical real sector impact of an exchange rate *depreciation* is that it makes exports more competitive for foreign demand and imports more expensive for domestic residents. It thus boosts domestic activity, although the immediate impact on the current account could

²⁵ Kiss and Vadas (2005) found that a one percent increase of mortgage rates resulted in, respectively, about 1.0 and less than 0.3 percentage point decline of housing investments and private consumption compared to the baseline.

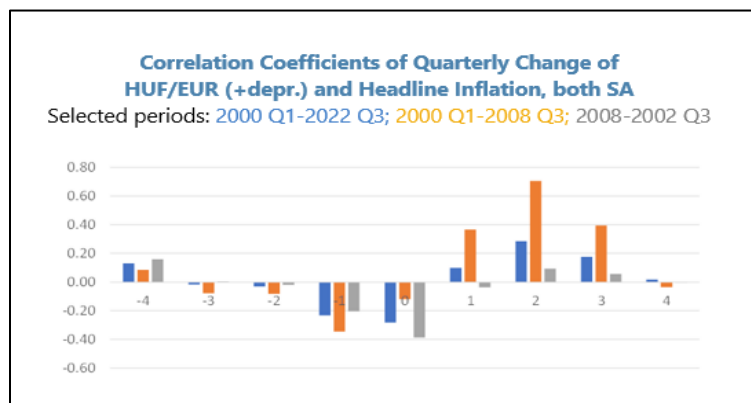
²⁶ Box 3 in the MNB's May 2022 [Housing Market Report](#) describes the simulation. Details of the model—which comprises a complete mapping of the about 4 million heterogeneous Hungarian households—are available in the following [video](#) and [Mérő et al. \(2022\)](#). The model captures the interest rate, credit, and wealth channels. The two main drivers are that higher interest rates increase the debt service and reduces the creditworthiness of the households, which curbs housing investment. In contrast, higher interest rates also tend to lower inflation, hence boosting purchasing power of households, and the accompanying stronger exchange rate tends to ease construction costs. The former driver dominates and has a more immediate impact on the housing market, while the latter smaller counteracting factors gradually reduce the impact in the following years.

temporarily be negative due to rapid price but slower quantity effects (the J-curve effect). As economic activity accelerates and import prices increase, inflation will increase, particularly if capacity constraints are breached.

34. A clear understanding of the pass-through of exchange rate changes to inflation is essential for calibrating monetary operations to achieve price stability.

Generally, the pass-through varies over time, is non-linear, depends on whether a depreciation or an appreciation, and the credibility of the central bank (Ha et al., 2019). Empirical studies

suggest that the exchange rate channel is strong in Hungary. Vonnák (2005) found that an unanticipated 25 pb increase of the interest rate promptly triggered a 1 percent appreciation of the nominal exchange rate, accompanied by 0.3 percent lower real GDP the first three years and about 0.1 to 0.15 percent lower consumer prices the following three years. Hajnal et al. (2015), applying different methods, found that a depreciation of one percent led to an increase of inflation by about 0.30 percent after two years, which is in line with earlier studies (e.g., Vonnák, 2010), but that it declined to about 0.10 to 0.20 percent after the GFC. These results are broadly in line with regional studies.²⁷ A simple analysis of correlations coefficients confirms that depreciations are correlated with higher inflation, particularly after 2–3 quarters, but also that the impact appears to have faded after the GFC (Chart).



E. Conclusion and Takeaways

35. The many changes of monetary operations by the MNB since 2013 have been within its statutory mandate. Preferences and binding constraints have evolved over time. The transmission channels have developed accordingly. As such, the frequent modifications of monetary operations have been driven by concerns about market failures and changing transmission channels. The introduction, adjustment, and revocation of monetary tools, when they no longer served their purpose, have been clearly communicated and generally smoothly implemented. The paper did not intend to assess the success of the measures, which is only possible with a counterfactual. Nonetheless, a few general lessons can be drawn.

²⁷ For instance, *María-Dolores* (2009), analyzing 11 Central Eastern European countries, noted that there appeared to be lower inflation and long-run exchange rate pass-through in inflation-targeting countries, like Hungary. *Jašová et al.* (2016) found that the exchange rate pass-through had declined in emerging markets, including Hungary, after the GFC, which was likely associated with generally declining inflation. *Ortega and Osbat* (2020) analyzing EU countries found that one percent depreciation typically resulted in headline inflation increasing on average by around 0.3 percent within a year; while somewhat higher impact on import prices (0.4–0.8 percent) for non-euro EU members.

- ***Simplicity and transparency come with a premium.*** Temporary correctly calibrated unconventional tools can be helpful, but excessive modifications and over-complex set of tools risk blurring the signaling of monetary policy and, ultimately, negatively impacting central bank credibility. Thus, clear and candid communication is critical for credible monetary operations. Then there is less need for complicated explanations, which are more likely to be misunderstood, and result in blurred signals.
- ***The case for addressing market failure needs to be weighed carefully.*** The benefits of tailored and frequent interventions to address perceived market failures, should be carefully weighed against the risk of public sector failure. Admittedly, this also hinges on one's prior about how much the "invisible hand" needs guidance. Albeit typically privy to better information, policymaking is not immune to mistakes that can durably affect the credibility of monetary operations. This demands consideration in the case for and design of new tools but should not be an excuse for not acting when monetary operations have a comparative advantage to other policies.
- ***Prompt intervention to solve immediate challenges can have long-term consequences that should be considered at the time.*** A case in point is the ample provision of long-term liquidity during the pandemic. Well-intended at the time, it entailed negative externalities that became visible during the recovery. In addition to hiking rates in October 2022, it also became necessary to lengthen the maturity of liquidity-absorbing instruments to make it more costly to speculate against the currency. Perhaps earlier tighter liquidity management (together with actions that would have helped reduce the risk premium) would have contained the pressures at an earlier stage?
- ***Continue to complement partial views with more general analysis.*** The MNB is independent and provides comprehensive explanations of its monetary operations. Occasionally, the MNB and government operations reinforce one another—for instance, the MNB's Self-Financing Program—or are contradictory—such as the government's recent temporary interest rate caps, which clearly impedes monetary policy transmission. The partial vs. general analysis is perhaps even more visible comparing the well-intended measures to green the economy with the overdue removal of the utility subsidies for households. While policy coordination is ideal, the two institutions may have different genuine objectives. The MNB should continue to point to the positive and negative externalities of the policy mix, as it has recently done in its various publications, so that the market can make informed decisions.

References

- Arena, Marco; Rudolfs Bems; Nadeem Ilahi; Jaewoo Lee; William Lindquist; and Tonny Lybek, 2021, [“Asset Purchase Programs in European Emerging Markets,”](#) *European Departmental Paper DP/2021/021*, International Monetary Fund, Washington DC
- Bernanke, Ben S. 2020. “The New Tools of Monetary Policy.” *American Economic Review* 110 (4): 943–83.
- Bernanke, Ben S. 2014. “Central Banking after the Great Recession: Lessons Learned and Challenges Ahead, A Discussion with Federal Reserve Chairman Ben Bernanke on the FED’s 100th Anniversary.” Excerpt, The Brookings Institution, Washington, DC.
- Bodnár, István; Csaba Csávás; Gabriella Csom-Bíró; Dorottya Eszes; Rita Lénárt-Odorán; Gábor Sin; and Ádam Zágnonyi, 2016, “Results of the Self-financing Programme,” in [“The First Two Years of the Self-Financing Programme,”](#) *Volume of Studies*, Magyar Nemzeti Bank, Budapest, pp. 36–66.
- Bodnár, István; and Miklós Luspay, 2016, “Impact of the Self-financing Programme on The Domestic Financial Infrastructures,” in [“The First Two Years of the Self-Financing Programme,”](#) *Volume of Studies*, Magyar Nemzeti Bank, Budapest, pp. 94–121.
- Boivin, Jean; Michael T. Kiley; and Frederic S. Mishkin, 2010, “How Has the Monetary Transmission Mechanism Evolved Over Time?” Chapter 8 in *Handbook of Monetary Economics*, Vol. 3A, Elsevier B.V., pp. 369–422.
- Brainard, William C., 1967, “Uncertainty and the Effectiveness of Policy,” *American Economic Review Proceedings*, No. 57 No. 2, pp. 411–425.
- Buiter, Willem H., 1981, “The Superiority of Contingent Rules Over Fixed Rules in Models with Rational Expectations,” *The Economic Journal*, Vol. 91 No. 363, September, Oxford University Press on behalf of the Royal Economic Society, pp. 647–670.
- Csávás, Csaba; and András Kollarik, 2016, “Effect of the Self-financing Programme on monetary conditions,” chapter 3 in, “Results of the Self-financing Programme,” in [“The First Two Years of the Self-financing Programme,”](#) *Volume of Studies*, Magyar Nemzeti Bank, Budapest, pp. 67–93.
- Draghi, Mario, (2015) ‘Introductory statement to the press conference (with Q&A) Frankfurt am Main, 3 September’, available at <http://www.ecb.europa.eu/press/pressconf/2015/html/is150903.en.html>.
- EBA, 2022, [“The Role of Environmental Risk in the Prudential Framework,”](#) *Discussion Paper EBA/DP/2022/02*, European Banking Authority, Luxembourg.
- Endrész, Marianna; Peter Harasztosi; and Robert P. Lieli, 2015, [“The Impact of the Magyar Nemzeti Bank’s Funding for Growth Scheme on Firm Level Investment,”](#) *MNB Working Papers 2015 No. 2.*, Magyar Nemzeti Bank, Budapest.

Gór-Holecz, Fatime; Pál Péter Kolozsi; Zsuzsanna Novák; and Adám Zágonyi, 2016, "Self-financing Programme: Concept and Impact Mechanism," chapter 1 in in ["The First Two Years of the Self-Financing Programme"](#), *Volume of Studies*, Magyar Nemzeti Bank, Budapest, pp. 7–34.

Ha, Jongrim; M. Mark Stocker; and Hakan Yilmazkuday, 2019, "Inflation and Exchange Rate Pass Through," *Policy Research Working Paper* No. 8780, World Bank, Washington D.C.

Hajnal, Mihály; György Molnár; and Judit Várhegyi, 2015, ["Exchange rate pass-through after the crisis: the Hungarian experience"](#), *MNB Occasional Paper* No. 121, Magyar Nemzeti Bank, Budapest.

Horváth, Csilla; Judit Krekó; and Anna Naszódi, 2006, "Interest rate pass-through: the case of Hungary," chapter 2 in ["Monetary Transmission in Hungary"](#), edited Balázs Vonnák, by Magyar Nemzeti Bank, Budapest, pp. 32–52.

Ireland, Peter, N.; 2006, "The Monetary Transmission Mechanism," *Working Paper* No. 06-1, Federal Reserve Bank Boston.

Jarmuzek, Mariusz; and Tonny Lybek, 2020, ["Can good governance lower bank intermediation costs?"](#), *Applied Economics* Vol. 52, Issue 27, Taylor & Francis, pp. 2960–2976.

Jašová, Martina; Richhild Moessner; and Előd Takáts, 2016 ["Exchange rate pass-through: What has changes since the crisis"](#), *BIS Working Papers* No. 583, Bank for International Settlement, Basel.

Kiss, Gergely; and Gábor Vadas, 2007, "The Role of Housing Prices in Monetary Transmission – Evidence from Hungary," *European Journal of Housing Policy*, Vol. 7, No. 3, September; Routledge, Taylor and Francis Group; pp. 299–317.

Kiss, Gergely; and Gábor Vadas, 2005, ["The Role of the Housing Market in Monetary Transmission"](#), *MNB Background Studies* 2005/5, Magyar Nemzeti Bank, Budapest.

Kuttner, Kenneth N.; and Patricia C. Mosser, 2002, "The Monetary Transmission Mechanism: Some Answers and Further Questions," *FRNNY Economic Policy Review*, May, Federal Reserve Bank, New York, pp. 15–26.

María-Dolores, Ramón; 2009, "Exchange Rate Pass-Through in Central and East European Countries: Does Inflation and Openness Matter?," *Eastern European Economics*, Vol. 47, No.4, M.E Sharpe Inc. pp. 42–62.

Mérő, Bence; András Borsos; Zsuzsanna Hosszú; Zsolt Oláh; and Nikolett Vágó, 2022, ["A High Resolution Agent-Based Model of the Hungarian Housing Market"](#), *MNB Working Paper* No. 2022/7, Magyar Nemzeti Bank, Budapest.

Mishkin, Frederic S., 1996, "The Channels of Monetary Transmission Mechanism: Lessons for Monetary Policy," *NBER Working Paper* No. 5464, National Bureau of Economic Research, Cambridge MA.

Mishkin, Frederic S., 1995, "Symposium on The Monetary Transmission Mechanism," *Journal of Economic Perspectives*, Vol. 9. No. 9 (Autumn), pp. 3–10.

- MNB, 2022, "[Funding for Growth Scheme](#)", *MNB FGS website*, Magyar Nemzeti Bank, Budapest.
- MNB, 2022, "[Housing Market Report May 2022](#)", Magyar Nemzeti Bank, Budapest.
- MNB, 2021, [From the Pandemic to the Restart: Crisis Management Tools of the MNB](#), Magyar Nemzeti Bank, Budapest.
- MNB, 2020, [Monetary Policy Instrument by the Magyar Nemzeti Bank during The Covid-19 Crisis: Liquidity, Safety, Flexibility](#), Magyar Nemzeti Bank, Budapest.
- MNB, 2019, [Considerations Behind the Launch of The Bond Funding for Growth Scheme \(BGS\)](#), Magyar Nemzeti Bank, Budapest.
- MNB, 2018, [MNB Annual Report: 2018 Business Report and Financial Statements of the Magyar Nemzeti Bank](#), Magyar Nemzeti Bank, Budapest.
- MNB, 2017, [The Hungarian Way – Targeted Central Bank Policy](#), Magyar Nemzeti Bank, Budapest.
- MNB, 2017, [MNB Annual Report: 2017 Business Report and Financial Statements of the Magyar Nemzeti Bank](#), Magyar Nemzeti Bank, Budapest.
- MNB, 2016, "Results of the Self-financing Programme," in ["The First Two Years of the Self-Financing Programme"](#), *Volume of Studies*, Magyar Nemzeti Bank, Budapest.
- MNB, 2006, *Monetary Transmission in Hungary*, edited Balázs Vonnák, by Magyar Nemzeti Bank, Budapest.
- Ortega, Eva; and Chiara Osbat, 2020, "Exchange rate pass-through in the euro area and EU countries," *ECB Occasional Paper Series* No. 241, April, European Central Bank, Frankfurt.
- Rezessy, András, 2005, "[Estimating the immediate impact of monetary policy shocks on the exchange rate](#) and other asset prices in Hungary," *MNB Occasional Papers* No. 38, Magyar Nemzeti Bank, Budapest.
- Szekly, Barnabás, 2020, "[Funding for Lending Schemes Should Prioritize SME Lending](#)", *Occasional Paper No. 138*, Magyar Nemzeti Bank, Budapest.
- Tinbergen, Jan, 1952, *On the Theory of Economic Policy*, New York, North-Holland.
- Turnovsky, Stephen J., 1977, *Macroeconomic Analysis and Stabilization Policy*, chapter 13.4 (pp. 337–343), Cambridge, Cambridge University Press.
- Vonnák, Balázs, 2010, "[Risk premium shocks, monetary policy and exchange rate pass-through in the Czech Republic, Hungary, and Poland](#)," *MNB Working Paper* No. 2010/1, Magyar Nemzeti Bank, Budapest.
- Vonnák, Balázs, 2007, "[The Hungarian Monetary Transmission Mechanism: An Assessment](#)," *MNB Working Paper* No. 2007/3, Magyar Nemzeti Bank, Budapest.
- Vonnák, Balázs, 2006, [Monetary Transmission in Hungary](#), edited by Balázs Vonnák, Magyar Nemzeti Bank, Budapest.

Vonnák, Balázs, 2005, "[Estimating the Effect of Hungarian Monetary Policy within a Structural VAR Framework](#)," *MNB Working Paper* No. 2005/1, Magyar Nemzeti Bank, Budapest.

Weiner, Csaba; and Tekla Szép, 2022, "[The Hungarian Utility Reduction Programme: An Impact Assessment](#)," *Energy Strategy Reviews* Vol. 40, Elsevier, pp. 1–20.