

INTERNATIONAL MONETARY FUND



Staff Country Reports

Burkina Faso: Poverty Reduction Strategy Paper—Annual Progress Report

Poverty Reduction Strategy Papers (PRSPs) are prepared by member countries in broad consultation with stakeholders and development partners, including the staffs of the World Bank and the IMF. Updated every three years with annual progress reports, they describe the country's macroeconomic, structural, and social policies in support of growth and poverty reduction, as well as associated external financing needs and major sources of financing. This country document for Burkina Faso, dated June 2007, is being made available on the IMF website by agreement with the member country as a service to users of the IMF website.

Copies of this report are available to the public from

International Monetary Fund • Publication Services
700 19th Street, N.W. • Washington, D.C. 20431
Telephone: (202) 623-7430 • Telefax: (202) 623-7201
E-mail: publications@imf.org • Internet: <http://www.imf.org>

Price: \$18.00 a copy

International Monetary Fund
Washington, D.C

This page intentionally left blank

BURKINA FASO



PROGRESS REPORT ON THE IMPLEMENTATION OF THE PRSP-PRIORITY ACTION PROGRAM FOR YEAR 2006

MINISTRY OF THE ECONOMY AND FINANCE

JUNE 2007

Table of Contents

LIST OF TABLES	iv
LIST OF FIGURES	iv
LIST OF ANNEXES	iv
INTRODUCTION	1
I. CONTENT SUMMARY OF THE 2006-2008 PRIORITY ACTION PROGRAM	2
1.1. Summary of Burkina Faso' long term development vision	2
1.2. Summary of quantitative objectives and national priorities.....	2
1.3. Reminder of the 2006-2008 PAP objectives and strategic axes.....	2
II. IMPLEMENTATION STATUS OF THE 2006 PAP	3
2.1. PAP financing in 2006	3
2.2. Implementation status of axis 1 : Accelerating equity-based growth.....	6
2.2.1. Macroeconomic results.....	6
2.2.2. Improving the business climate to promote the private sector.....	16
2.2.3. Improving the economy's competitiveness and reducing the cost factor	18
2.2.4. Promoting regional integration to develop a service-based economy	23
2.2.5. Supporting productive sectors to improve their contribution to economic growth	24
2.3. Implementation status of axis 2: Improving poor people access to basic social services and social protection	29
2.3.1. Access to education services by the poor	29
2.3.3. Access to drinking water and sanitation by the poor	36
2.3.4. Improving living conditions for the poor : Housing and the fight against pollution	38
2.3.4. Social protection for the poor.....	40
2.3.5. Promotion of women	42
2.4. Implementation status of axis 3: Increasing employment opportunities and income generating activities for the poor, based on equity.....	43
2.4.1. Reducing the vulnerability of agricultural activity	43
2.4.2. Safeguarding access to land ownership	44
2.4.3. Intensifying and diversifying crop production.....	45
2.4.4. Intensifying and diversifying livestock production	46
2.4.5. Intensifying and diversifying forest and faunal products	47
2.4.6. Fishery production intensification and diversification	49
2.4.7. Rural incomes increase and diversification	49
2.4.8. Support to producers organisations	50
2.4.9. Improving rural women life and work conditions	50
2.4.10. Promoting youth employment and vocational training.....	51
2.4.11. Improving access to rural areas and collective infrastructures	53
2.5.1 Political governance	55
2.5.1.1 Strengthening the rule of law and the republic's institutions	55
2.5.1.2 The justice sector.....	56
2.5.1.3 Promoting and protecting human rights	56
2.5.1.4 Fighting insecurity	57

2.5.2	Administrative governance	58
2.5.3	Economic governance	58
2.5.3.1	Strengthening the steering and management capacities of the economy	58
2.5.4	Fighting corruption	61
2.5.4.2	Aid coordination	61
2.5.5	Local governance.....	61
2.6	Cross-sectoral aspects	62
2.6.1	Gender issues	62
2.6.2	Capacity building	63
III.	REGIONAL PRSPs IMPLEMENTATION SUMMARY	63
3.1.	Financial statement of the regional PRSPs	63
3.2.	Results Analysis	66
IV.	MONITORING AND EVALUATION OF THE STRATEGY	70
4.1.	Institutional arrangements and appropriation of the SFPR	70
4.2.	Following-up on statistical production, and meeting the indicators	71
V.	PROSPECTS FOR 2007 – 2009	72
5.1.	Measures and priority action for each strategic axis.....	72
5.1.1.	Accelerating equity-based growth	72
5.1.2.	Accessibility to basic social services and social protection.....	77
5.1.3.	Expanding employment opportunities and income-generating activities	82
5.1.4.	Good governance promotion	85
5.2.	Regional perspectives	88
5.3.	Institutional framework and monitoring and evaluation actions.....	89
	CONCLUSION	90
	Adopt fiscal arrangements act for the acquisition of equipment needed for the emergence of small agri-business units and spinning mills.....	117

LIST OF TABLES

Table 1 : Implementation review of the year 2006 PIP for the Priority Action Program (PAP)	4
Table 2 : The contribution of demand to GDP growth (in%)	7
Table 3 : Sectoral contribution to GDP growth (in%)	8
Table 4 : Government spending (interest payments not included), redemption of the public debt, including HIPC (based on commitments and after financial audit, in billion FCFA)	11
Table 5 : Government financial transactions, 2005 – 2006 (in billion FCFA)	12
Table 6 : Compliance with WAEMU convergence criteria	13
Table 7 : Evolution of poverty indicators (from the PAMS simulation model)	15
Table 8 : Summary of the PAP CSRLP implementation reviews (millions FCFA)	64
Table 9 : Investment per axis and per region (in millions FCFA)	65
Table 10: Implementation status of local budgets in 2006	66
Table 11: Coverage rate for DTC-Hep-Hb (imunization)	68

LIST OF FIGURES

Figure 1 : Evolution of the increase in per capita income from 2000 to 2006	7
Figure 2 : Evolution of the consumer price index	9
Figure 3 : Evolution of social spending from 2003 to 2006	10
Figure 4 : Evolution of regional TBS between 2005 and 2006	67
Figure 5 : Evolution of regional TBS for girls between 2005 and 2006	67
Figure 6 : Rate of assisted childbirth by qualified personnel in the regions	69

LIST OF ANNEXES

Annex 1.1: PAP 2006 Indicators Situation	91
Annex 1.2: Poverty monitoring indicators: (base case) macroeconomic performance and competitiveness	92
Annex 1.3: Poverty monitoring indicators: additional sectoral indicators	93
Annex 1.4: Other macroeconomic and sectoral indicators	94
Annex 1.5: Other monitoring indicators of the general organizational framework for budgetary support for CSLP implementation	101
Annex 1.6: Statistical work completed	102
Annex 2.1:	103
Annex 3.1: Public Investment Program: Ministries Action Programs, in millions FCFA	165

Acronyms and abbreviations

ABG	: Appui budgétaire général (General Budget Support)
ADEN	: Appui au désenclavement numérique (Supporting Digital Inclusion)
ADF	African Development Fund
AEP	: Approvisionnement en eau potable (Drinking water supply)
AEPA	: Approvisionnement en eau potable et assainissement (Drinking water supply and sanitation)
AEPS	: Adduction d'eau potable simplifiée (Simplified water supply)
ADB	: African Development Bank
AGOA	: African growth opportunity act
AGR	: Activités génératrices de revenus (Income-generating activities)
AICB	: Association interprofessionnelle du coton du Burkina (Burkina Faso inter-trade cotton association)
ANP/PME	: Agence nationale de promotion des petites et moyennes entreprises (National Agency for the promotion of small and mid-sized enterprises)
ANPE	: Agence nationale de promotion de l'emploi (National employment agency)
APE	: Accords de partenariat économique (Economic partnership agreements)
APIM	: Association professionnelle des institutions de microfinance du (Burkina Faso microfinance institutions association)
APROCOB	: Association professionnelle des sociétés cotonnières (Cotton industry association)
ARPA	: Association des acteurs et producteurs africains (African actors and producers association)
ARTEL	: Autorité de régulation des télécommunications (Telecommunications regulatory authority)
ARV	: Anti retro viro
ASVE	: Activités de suivi et de visite des exploitations (Farm visit and follow up activities)
BCEAO:	: Banque centrale des Etats de l'Afrique de l'Ouest (Central Bank of West African States)
BCG	: Bacil de Calmet et Guérin (Calmet-Guérin bacillus)
BHBF	: Banque de l'habitat du Burkina Faso (Housing Bank of Burkina Faso)
BIC	: Bénéfice industriel et commercial (Industrial and commercial benefits)
BIP	: Banque intégrée des projets d'investissements(Integrated bank for investment projects)
BMC	: Burkina mining corporation
BOAD	: Banque Ouest africaine de développement (West African Development Bank)
BRS	: Banque régionale de solidarité (Regional solidarity bank)
BRVM	: Bourse régionale des valeurs mobilières (Regional stock exchange)
BTP:	: Bâtiments et travaux publics (Construction and public works)
BUMIGEB	: Bureau des mines et de la géologie du Burkina (Burkina Bureau of Mines and Geology)
BVA	: Bureau de vérification des véhicules automobiles (Bureau of motor vehicles verification)
CAMCO	: Centre d'arbitrage, de médiation et de conciliation de Ouagadougou (Ouagadougou arbitration, mediation and conciliation center)
CAMEG	: Centrale d'achat des médicaments essentiels générique (Generic drugs purchasing agency)
CAPES	: Centre d'analyse des politiques économiques et sociales (Center for the analysis of economic and social policies)
CASEM	: Conseil d'administration du secteur ministériel (Ministerial sector board)
CAST	: Compte d'affectation spéciale du trésor (Special treasury account)
CBC	: Conseil burkinabé des chargeurs (Burkinabé loaders council)
CBMP	: Comptoir burkinabé des métaux précieux (Burkinabé precious metals agency)
CCCP	: Commission de contrôle des compétences professionnelles (Professional skills monitoring commission)
CCFPA	: Comité de concertation de la formation professionnelle par apprentissage(Apprenticeship training concertation committee)

CCIA-BF	: Chambre de commerce, d'industrie et d'artisanat du Burkina Faso (Burkina Faso Chamber of Commerce, Industry and Crafts)
CCRD	: Cadre de concertation régional de développement (Regional consultation framework for development)
CCVA	: Centre de contrôle pour les véhicules automobiles (Control center for motor vehicles)
CDMT	: Cadre des dépenses à moyen terme (Medium Term Expenditure Framework)
CDP	: Colis douanier postal (Postal parcel customs)
CDV	: Conseil dépistage volontaire (Voluntary screening council)
CEFORE	: Centre de formalités des entreprises (National Agency for Assisting Company Creation)
CEG	: Collège d'enseignement général (General education school)
CEGECI	: Centre de gestion des cités (Cities management center)
CEMEQ	: Centre d'études des métiers et des qualifications (Center for the study of crafts and skills)
CENATRIN	: Centre national de traitement informatique (Computer processing national center)
CENI	: Commission électorale nationale indépendante (Independent national electoral commission)
CES	: Conseil économique et social (Economic and Social Council)
CESF	: Centre d'éducation spécialisé et de formation (Special education and training center)
CFPI	: Centre de formation professionnelle (Vocational training center)
CFTRA	: Centre de formation en transit routier et activités auxiliaires (Road transit and auxiliary activities training center)
CGA	: Centre de gestion agréé (Approved management centre)
CGAB	: Cadre général des appuis budgétaires (General framework for budget support)
CGCT	: Code général des collectivités territoriales (Regional authorities general code)
CGI	: Code général des impôts (General tax code)
CGU	: Centre des guichets uniques (One-stop shops center)
CHU/CHR	: Centre hospitalier universitaire/ Centre hospitalier régional (University hospital/Regional hospital)
CICL	: Compte intégré des collectivités locales (Regional authorities consolidated financial statement)
CID	: Circuit intégré de la dépense (Integrated spending package)
CIDE	: Centre d'information et de documentation économique (Economic information and documentation centre)
CIR	: Circuit intégré de la recette (Integrated revenue package)
CMA	: Centre médical avec antenne chirurgicale (Medical center with field surgical team)
CMA-BF	: Chambre des métiers de l'artisanat du Burkina Faso (Chamber of Handicrafts)
CMLS	: Comité ministériel de lutte contre le SIDA (Ministerial committee for the fight against AIDS)
CNCC	: Commission nationale de la consommation et de la concurrence (Competition and consumer commission)
CNF	: Commission nationale de fiscalisation (Fiscalisation commission)
CNLS	: Conseil national de lutte contre les IST/SIDA (National council against STI/AIDS)
CN-PAPF	: Coordination nationale du plan d'action de promotion de la femme (National coordination for the advancement of women action plan)
CNSA	: Conseil national de la sécurité alimentaire (National council for food safety)
CNSF	: Centre national de semences forestières (National centre for forest seeds)
CNSS	: Caisse Nationale de Sécurité Sociale (National Social Security Fund)
COGES	: Comité de gestion de santé (Health management committee)
CONASUR	: Conseil national de secours d'urgence (National council for emergency assistance)
COTERCE	: Commission thématique d'examen des rapports de corps constitués de l'Etat (Thematic committee for the review of government bodies relations)
COTEVE	: Comité technique sur les évaluations environnementales (Technical committee for environmental assessments)

CPAF	: Centre permanent d’alphabétisation fonctionnelle (Permanent committee for functional literacy)
CPAR	: Country Procurement Assessment Report
CPC	: Cadre permanent de concertation (Permanent framework for consultation)
CPP	: Programme national de partenariat pour la gestion durable des terres (National partnership program for sustainable land management)
CRA	: Chambre régionale d’agriculture (Regional chamber of agriculture)
CSBE	: Conseil supérieur des burkinabé de l’étranger (High council for Burkinabé citizens abroad)
CSC	: Conseil supérieur de la communication (High council for communication)
CSI	: Contribution du secteur informel (Contribution of the informal sector)
CSLP	: Cadre stratégique de lutte contre la pauvreté (Strategic Framework for the Fight against Poverty)
CSMOD	: Cadre stratégique de mise en œuvre de la décentralisation (Decentralization Implementation Strategic Framework)
CSPS	: Centre de santé et de promotion sociale (Health and social promotion center)
CSRLP :	: Cadre stratégique régional de lutte contre la pauvreté (Regional Strategic Framework for the Fight against Poverty)
CST	: Commission sectorielle et thématique (Sectoral and Thematic Committee)
CTNCHS	: Comité technique national consultatif d’hygiène et de sécurité(National Technical Committee for Sanitation and Security)
CVS	: Comité de vigilance et de surveillance (Awareness and Monitoring Committee)
DAF	: Direction de l’administration et des finances (Administration and Finance Directorate)
DAMOF	: Direction des affaires monétaires et financières (Monetary and Financial Directorate)
DCCF	: Direction centrale du contrôle financier (Central Directorate for Financial Control)
DEP	: Direction des études et de la planification (Directorate of Planning and [Economic] Studies)
DGAEP	: Direction générale des adductions d’eau potable (Directorate-General for Water Supply)
DGB:	: Direction générale du budget (Directorate-General of Budget)
DGCOOP:	: Direction générale de la coopération(Directorate-General for Cooperation)
DGD	: Direction générale des douanes(Directorate-General of Customs)
DGE	: Direction des grandes entreprises(Large Enterprise Directorate)
DGEP:	: Direction générale de l’économie et de la planification(Directorate-General of the Economy and Planning)
DGI	: Direction générale des impôts(Directorate-General of Customs)
DGPSA	: Direction générale de la prévision et des statistiques agricoles(Directorate-General of Projection Statistics)
DGTCP	: Direction générale du trésor et de la comptabilité publique(Directorate General for the Treasury and Government Accounts)
DGTTM	: Direction générale des transports terrestres et maritimes(Directorate-General for Land and Sea Transports)
DOS	: Document d’orientation stratégique (Strategic Orientation Document)
DP	: Devis programme de démarrage
DPI	: Déclaration préalable à l’importation
DRAHRH	: Direction régionale de l’agriculture, de l’hydraulique et des ressources halieutiques(Regional Directorate)
DRFP	: Direction régionale de la promotion de la femme(Regional Directorate)
DRH	: Direction des ressources humaines(Regional Directorate of Human Resources)
DRS	: Direction régionale de la santé (Regional Health Directorate)
DTC 3	: Diphtérie, tétanos, coqueluche, 3 ^{ème} passage (Diphtheria,tetanus,pertussis, 3d dose)
DTI:	: Droits et taxes à l’importation (Import duties and taxes)
EAP/QUIBB	: Enquête annuelle permanente/ questionnaire des indicateurs de base de bien être (Permanent annual survey/ basic well-being indicators questionnaire)
ECD	: Equipe cadre de district (District core team)

ECOWAS	: Economic Community of West African States
EDIC	: Etudes diagnostique d'intégration commerciale (Commercial integration diagnostic studies)
EDS	: Enquête démographique et de santé (Demographic and Health Survey)
ENAM	: Ecole nationale d'administration et de la magistrature (National college for senior civil servants and magistrates)
ENAREF	: Ecole nationale des régies financières (National college for financial control)
ENS/UK	: Ecole nationale supérieure/ université de Koudougou (National college/ Koudougou university)
EPA	: Etablissement public à caractère administratif (Public institution of administrative nature)
EPPS	: Etablissement public de prévoyance sociale (Social welfare public institution)
FAFPA	: Fonds d'appui à la formation professionnelle et à l'apprentissage (Support fund for vocational training and apprenticeship)
FAIJ	: Fonds d'appui aux initiatives des jeunes (Support fund for youth initiatives)
FAPE	: Fonds d'appui à la promotion de l'emploi (Support fund for employment promotion)
FASA	: Fonds d'appui à la sécurité alimentaire (Support fund for food security)
FASI	: Fonds d'appui au secteur informel(Support fund for the informal sector)
FCB	: Formation complémentaire de base (Further basic vocational training)
FCFA	: Franc de la communauté financière africaine (franc of the African Financial Community)
FED	: Fonds européen du développement (European Development Fund)
FILO	: Foire internationale du livre de Ouagadougou (Ouagadougou international book fair)
FILSAH	: Filature du sahel (Spinning (mill) of the Sahel)
FNUGGF	: Fédération nationale des unions des groupements de gestion forestière (Unions of forest management professional groups federation)
FONAENF	: Fonds national pour l'alphabétisation et l'éducation non formelle(National fund for literacy and informal education)
FPDCT	: Fonds permanent du développement des collectivités (Permanent fund for community development)
FPDCT	: Fonds permanent de développement des collectivités territoriales(Permanent fund for regional community development)
FSCP	: Fonds de soutien à coûts partagés (Shared-cost support fund)
GAR	: Gestion axée sur les résultats (Result-based management)
GBM	: Groupe de la Banque mondiale (World Bank Group)
GDT	: Guide de diagnostic et de traitement (Diagnosis and treatment guide)
GMB	: Grands moulins du Burkina (Burkina flour mills)
GDP	: Gross Domestic Product
GSP	: Garde de sécurité pénitentiaire (Prison gard)
HACLC	: Haute autorité de coordination de la lutte contre la corruption(Coordination authority for the fight against corruption)
HIPC	: Heavily Indebted Poor Countries
IADM	: Initiative d'allègement de la dette multilatérale(Multilateral Debt Relief Initiative)
IAP	: Instrument automatisé de prévision (Automated prevision instrument -an accounting model used in Burkina Faso to estimate economic growth over the medium term).
ICT	: Information and communication technologies
IDA	: International Development Association
IEC	: Information, éducation, communication
IFDC	: International center for soil fertility and agricultural development
IFC	: International Finance Corporation
IFU	: Identifiant financier unique (Unique financial identifier)
IGAE	: Inspection générale des affaires économiques (General economic inspectorate)
IGE	: Inspection générale d'Etat (State general inspectorate)

IGF	: Inspection générale des finances (Inspectorate General of Finance)
IMAD:	: Initiative multilatérale d'allègement de la dette (Multilateral Debt Relief Initiative)
IMF	: International Monetary Fund
IMF	Institutions de micro finance (Micro finance institutions)
INSD	: Institut national de la statistique et de la démographie (National institute for statistics and demographics)
IPSBL:	: Institutions publiques sans but lucratif (Non-profit public institutions)
IRSAT	: Institut de recherche en sciences appliquées et technologiques (Research institute for applied and technological sciences)
ISGE	: Institut supérieur de génie électrique (College of electrical engineering)
ISO	: Organisation internationale de normalisation (International Organisation for Standardisation)
ITC	International Trade Centre
JITAP	: Joint Integrated Technical Assistance Programme
LORP	: Loi d'orientation relative au pastoralisme (Pastoral activities orientation law)
LPDSP	: Lettre de politique de développement du secteur privé (Policy Paper on Private Sector Development)
MAC	: Maison d'arrêt et de correction (Correction and rehabilitation center)
MAHRH	: Ministère de l'agriculture, de l'hydraulique et des ressources halieutiques (Ministry of Agriculture, Water Resources, and Fishery)
MASSN	: Ministère de l'action sociale et de la solidarité nationale (Ministry of Social Action and National Solidarity)
MATD	: Ministère de l'administration territoriale et de la décentralisation (Ministry of Territorial Government and Decentralization)
MCAT	: Ministère de la culture des arts et du tourisme (Ministry of Culture, Arts and Tourism)
MCPEA	: Ministère du commerce, de la promotion de l'entreprise et de l'artisanat (Ministry of Commerce, Enterprise Promotion, and Crafts)
MDGs	Millennium Development Goals
MEADO	: Maison de l'enfance André Dupont d'Orodara (Children's centre)
MEBA	: Ministère de l'enseignement de base et de l'alphabétisation (Ministry of Basic Education and Literacy Training)
MEBF	: Maison de l'entreprise du Burkina Faso (Burkina Faso business centre)
MEDEV	: Ministère de l'économie et du développement (Ministry of the Economy and Development)
MEG	: Médicament essentiel générique (Essential generic drug)
MESSRS	: Ministère des enseignements secondaire, supérieur et de la recherche scientifique (Ministry of Secondary and Higher Education, and Scientific Research)
MFB	: Ministère des finances et du budget (Ministry of Finance and Budget)
MIDA	: Migration internationale pour le développement de l'Afrique (International migration for development in Africa)
MITH	: Ministère des infrastructures du transport et de l'habitat (Ministry of Infrastructures, Transport, and Housing)
MJ	: Ministère de la justice (Ministry of Justice)
MJE	: Ministère de la jeunesse et de l'emploi (Ministry of Youth and Employment)
MPTIC	: Ministère des postes et technologie de l'information et de la communication (Ministry of Posts, Information Technology and Communications)
MTSS	: Ministère du travail et de la sécurité sociale (Ministry of Labor and Social Security)
NERE	: Fichier national des entreprises et des regroupements d'entreprises (National file of enterprises and enterprise clusters)
OEV	: Orphelins et enfants vulnérables (Orphans and vulnerable children)
OHADA	: Organisation pour l'harmonisation en Afrique du droit des affaires (Organization for the harmonization of business law in Africa)
OIM	: Organisation internationale pour la migration (International Organization for Migration (IOM))
OMC	: Organisation mondiale du commerce (World Trade Organization-WTO)
ONAC	: Office national du commerce extérieur (National Foreign Trade Office)

ONATEL	: Office national des télécommunications (National telecommunications office)
ONEA	: Office national de l'eau et de l'assainissement (National water and sanitation office)
ONEF	: Observatoire National de l'Emploi et de la Formation Professionnelle (National observatory for employment and vocational training)
ONTB	: Office national du tourisme (National Tourist Office)
OP	: Organisation paysanne (Farmer's organization)
OSC	: Organisation de la société civile (Civil society organization)
OSEP	: Organisation du sport à l'école primaire (Organization for sport in primary school)
PA/FMR	: Plan d'action pour le financement du monde rural (Action plan for the financing of rural areas)
PA/FR	: Plan d'action filière riz (Action plan for the rice sector)
PAC	: Plan d'action pour les céréales (Action plan for the cereals sector)
PACDE	: Projet d'appui à la compétitivité et au développement de l'entreprise (Competitiveness and enterprise development support project)
PADSEA	: Plan d'actions pour le développement du secteur de l'eau et de l'assainissement (Action plan for the development of the water and sanitation sector)
PAGIFS	: Plan d'actions pour la gestion intégrée de la fertilité des sols (Action plan for integrated soil fertility management)
PAHRH	: Plan d'actions pour le développement de l'hydraulique et des ressources halieutiques (Action plan for the development of hydraulics and fishery resources)
PAM	: Programme alimentaire mondial (World Food Programme)
PAMA	: Plan d'actions de la mécanisation agricole (Action plan for farm mechanization)
PAMS	: Poverty Analysis Macroeconomic Simulator
PAN AEMO	: Programme d'action national/ action éducative en milieu ouvert (National action program / educational welfare work)
PANRJ	: Plan d'action national pour la réforme de la justice (National action plan for judicial reform)
PAOSA	: Plan d'action pour l'organisation du secteur agricole (Action plan for agricultural sector organization)
PAP	: Programme d'actions prioritaires (Priority Action Program)
PAPME	: Programme d'appui aux petites et moyennes entreprises (Program to support small and medium sized enterprises)
PARECAP	: Projet d'appui au renforcement de l'interface Etat – société civile – secteur privé (Project to support interface between government –civil society – private sector)
PATTEC	: Projet de création de zones libérées durablement de la mouche tsé-tsé et de la trypanosomiase (Project for the creation of sustainable Tsetse and Trypanosomiasis free areas)
PCGRFF	: Programme cadre de gestion des ressources forestières et fauniques (Framework programme for the management of faunal and forest resources)
PCIME	: Prise en charge intégrée des maladies de l'enfant (Integrated care of childhood disease)
PDDEB	: Plan décennal de développement de l'éducation de base (Basic education ten-year development plan)
PDIS	: Programme de Développement Intégré de la vallée de Samendéni (Integrated development program for the Samendeni valley)
PDSSN	: Programme de développement du système statistique national (National statistical system development program)
PEFA	: Public Expenditure and Financial Accountability
PEP-A	: Partenariat pour l'entreprise privée en Afrique (Partnership for private enterprise in Africa)
PFNL	: Produit forestier non ligneux (Non-wood forest products)
PFR/G	: Plan foncier rural / Ganzourgou (Rural land plan)
PGDRN	: Programme de gestion durable des ressources naturelles (Sustainable natural resources management program)
PGREN	: Projet de gestion de ressources naturelles dans la région de Bobo – Dioulasso

	(Natural resources management project in Bobo – Dioulasso region)
PGT	: Plan de gestion des terroirs (Local areas management plan)
PIP	: Public Investment Program
PMA	Pays les moins avancés (Least developed countries)
PME	: Petite et moyenne entreprise (Small and mid-sized enterprise)
PMI	: Petite et moyenne industrie (Small and mid-sized industry)
PN- PTF/LCP	: Programme national plateformes multifonctionnelles pour la lutte contre la pauvreté (Multifunctional platform national program for the fight against poverty)
PNAR-TD	: Programme national appui à la réinsertion des travailleurs déflatés (National support program for the reinsertion of deflated workers)
PNBG	: Plan national de bonne gouvernance (National plan for good governance)
PNCD	: Politique nationale de communication pour le développement (National communication policy for development)
PNDIPE	: Programme national du développement intégré de la petite enfance (Early childhood integrated national development program)
PNDS	: Programme national de développement sanitaire (Sanitary development national program)
PNE	: Plan national d'électrification (National electrification plan)
PNE	: Politique nationale de l'emploi (National employment policy)
PNF	: Politique nationale forestière (National forest policy)
PNGT	: Programme national de gestion des terroirs (Local areas national mangement program)
PNKT	: Parc national Kaboré Tambi (Kaboré Tambi national park)
PNSFMR	: Politique nationale de la sécurisation foncière en milieu rural (National policy for rural land securitization)
PPCB	: Périe-pneumonie contagieuse bovine (Contagious bovine peripneumonia)
PPTE	: Pays pauvres très endettés (Heavily Indebted Poor Countries)
PVVIH	People living with HIV/AIDS
PRCA	: Projet de renforcement des capacités de l'administration (Public administration capacity building project)
PRCE	: Programme de renforcement des capacités de l'entreprise (Enterprise capacity building program)
PRD	: Pôles régionaux de développement (Regional development poles)
PRGB	: Plan de renforcement de la gestion budgétaire (Budget management improvement plan)
PRIJD	: Plan de réforme institutionnel et juridique pour la décentralisation dans le secteur forestier (Institutional and legal reform plan for forest sector decentralization)
PRGF	Poverty Reduction and Growth Facility
PROFITTA	: Projet de promotion de la filière textile artisanale (Artisanal textile sector promotion project)
PSNSA	: Programme spécial national de sécurité alimentaire (Special national program for food security)
PSSA	: Programme spécial pour la sécurité alimentaire(Special program for food security)
PSSTAAOC	: Programme de sûreté et de sécurité des transports aériens en Afrique de l'Ouest et du Centre
PST2	: Programme sectoriel des transports- phase 2 (Sectoral transport program – phase2)
PTF	: Partenaires techniques et financiers (Technical and financial partners)
PTME/VIH	: Prévention de la transmission du VIH de la mère à l'enfant (Prevention of mother-to-child HIV transmission)
PV VIH	: Personne vivant avec le VIH (Person living with HIV)
PVEN	: Projet de valorisation de l'eau dans le Nord (Water valorisation project in the North)
RAF	: Réorganisation agraire et foncière (Agrarian and land reorganization)

RCCM	: Registre du commerce et du crédit mobilier (Commercial and property leasing registry)
RESINA	: Réseau informatique national de l'administration (Public administration informatics network)
RESUREP	: Réseau de surveillance épidémiologique des maladies animales (Epidemiological surveillance network of animal diseases)
RGA	: Recensement général de l'agriculture (Census of agricultural holdings)
RGCP	: Règlement général sur la comptabilité publique (Public accounting general rules)
RGPH	: Recensement général de la population et de l'habitation (Census of population and housing)
RNB	: Radio nationale du Burkina (Burkina national public radio)
ROME	: Répertoire opérationnel des métiers et emplois (Operational directory of jobs)
RSI	: Régime simplifié d'imposition (Simplified general plan of taxation)
RTB	: Radio télévision du Burkina
SAFIMA	: Salon international des fibres et matières d'Afrique (Africa fibres and materials international exhibition)
SDAU	: Schémas directeurs d'aménagement et d'urbanisme (Masterplans for planning and development)
SDR	: Stratégie de développement rural (Rural development strategy)
SEHS	: Société d'exploitation hôtelière Silmandé (Silmandé hotel operating company)
SFD	: Système financier décentralisé (Decentralized financial system)
SGBB	: Société Générale de Banque au Burkina
SGI	: Société de gestion et d'intermédiation (Management and intermediation company)
SIAO	: Salon international de l'artisanat de (Ouagadougou International Craft Fair)
SIDA	: Syndrome humino déficience acquise (Acquired Immune Deficiency Syndrome)
SIG	: Système d'information géographique (Geographical information system)
SIGASPE	: Système intégré de la gestion administrative et salariale des personnels de l'Etat (Civil service administrative and payroll management integrated system)
SIGOA	: Système informatisé de gestion des opportunités d'affaires (Computerized business opportunities management system)
SIMP	: Système d'information des marchés publics (Public procurement information system)
SINTAX	: Système informatisé de taxation (Computerized taxation system)
SITHO	: Salon international du tourisme et de l'hôtellerie de (Ouagadougou International Tourism and Hospitality Fair)
SMIG	: Salaire minimum inter professionnel garanti (Minimum guaranteed interprofessional wage)
SNAT	: Schéma national d'aménagement du territoire (National spatial planning plan)
SNC	: Semaine nationale de la culture (National culture week)
SNTR	: Stratégie nationale de transport rural (Rural transport national strategy)
SOCOMA	: Société cotonnière du gourma (Gourma cotton company)
SOFITEX	: Société burkinabé des fibres textiles (Burkinabé textile fibre company)
SOMIKA	: Société minière de Kalsaka (Kalsaka mining company)
SOMITA	: Société minière de Taparko (Taparko mining company)
SONABEL	: Société nationale burkinabé d'électricité (National electric company)
SONABHY	: Société nationale burkinabé des hydrocarbures (National oil company)
SONACIB	: Société nationale du cinéma du Burkina (National cinema company)
SONAGESS	: Société nationale de gestion du stock de sécurité (Safety stock national management company)
SONAPOST	: Société nationale des postes (National post office)
SONAR	: Société nationale d'assurances et de réassurances (National insurance company)
SOPAfer	: Société de gestion du patrimoine ferroviaire du Burkina (National railroad management company)
SOU	: Soins obstétricaux d'urgence (Emergency obstetric care)
SPAI	: Sous produit agro industriel (Agro-industrial by-product)

SRFP	: Stratégie de renforcement des finances publiques (Public finance strengthening strategy)
SYDONIA	: Système douanier harmonisé (Harmonized customs system)
SYGADE	: Système de gestion et d'analyse de la dette (Debt management and analysis system)
TBS	: Taux brut de scolarisation (Gross school enrolment ratios)
TGI	: Tribunaux de grande instance (District courts)
TIC	: Technologies de l'information et de la communication (Information and communication technologies)
TOFE	: Tableau des opérations financières de l'Etat (Government financial operations table)
TRE	: Tableau ressources-emplois (Table resources and expenditures)
TVA	: Taxe sur la valeur ajoutée (Value Added Tax)
UA	: Union africaine (African Union)
UNCTAD	United Nations Conference on Trade and Development
UNDP	United Nations Development Program
UNICEF	: Fonds des nations unies pour l'enfance (United Nations Children's Fund)
UNAIDS	United Nations Program on HIV/AIDS
UNPCB	: Union nationale des producteurs de coton du Burkina (Cotton producers association)
VIH/SIDA	: Virus d'immunodéficience humaine/Syndrome immunodéficience acquise (Human Immunodeficiency Virus/ Acquired Immunodeficiency Syndrome)
WAEMU	West African Economic and Monetary Union)
WHO	World Health Organization
WFP	World Food Programme
WTO	World Trade Organization
ZACA	Zone d'activités commerciales et administratives (Commercial and administrative area)
ZAD	: Zone d'activités diverses (Various activities area)
ZOVIC	: Zones villageoises d'intérêt cynégétique (Cynegetic areas in village zones)

INTRODUCTION

The Poverty Reduction Strategy Paper (PRSP) revised in 2003 with support from development partners must be operationalized at the sectoral policy level, even though all departments are not in its possession yet.

The purpose of the Priority Action Program for the implementation of the **Poverty Reduction Strategy Paper** (PAP/PRSP) is to fill this weakness by providing an operational framework, where the guidelines provided in the PRSP are translated into concrete actions and measures. Currently, three triennial rolling programs have been designed and implemented: 2004-2006, 2005-2007, 2006-2008.

The government has adopted the principle of an annual review in order to evaluate progress in terms of poverty reduction, and has put forward readjustment measures to improve results on the ground, as part of the PRSP periodic implementation assessment.

The present review, the seventh of its kind, presents the results for year 2006 as well as prospects for the triennial period 2007–2009, in a national context marked by the will to accelerate progress towards the achievement of the Millennium Development Goals (MDGs). The report on the PAP review for year 2006 is also useful for budgetary support, because it allows an evaluation of the performance and disbursement criteria. Thus, the seventh review will also constitute an opportunity for the government to demonstrate its firm commitment to strengthen the general organizational framework for budget support implementation budgetary support.

Several steps have marked the development of the 2006 report on PAP implementation:

- the meeting of the Steering and Follow-up Committee on January 30, 2007, which initiated the process in accordance with the guiding principles;
- the meeting of region governors to define a methodology, and to initiate the regional report process;
- the meeting with the Directors of Planning and Studies (DPS) about the methodology;
- the preparation of the Sectoral and Thematic Committee reports (CST) ; and
- the preparation of the Revue Report based on the CST reports and on the summary of various regional reports.

This report is organized around the following components :

- I. Content summary of the 2006-2008 Priority Action Program;
- II. Status of the PAP implementation for year 2006;
- III. Summary-report on the implementation of regional PRSP (sub-national);
- IV. Monitoring and evaluation of the PAP/PRSP implementation;
- V. Prospects.

I. CONTENT SUMMARY OF THE 2006-2008 PRIORITY ACTION PROGRAM

1.1. Summary of Burkina Faso' long term development vision

The fight against poverty is considered a long term strategic objective, and, accordingly, requires a prospective approach. The poverty reduction strategy revised in 2003 draws on the results of the prospective national study "Burkina 2025", which confirms the urgency to tackle this issue from a structural perspective. To achieve this objective, regional integration dynamics must be considered as an action variable that will allow Burkina Faso to better insert itself into the global economy. Moreover, the country will have: (I) to maintain good macro-economic policies in order to achieve more evenly distributed high and sustainable economic growth; (II) to increase and improve the quality of public expenditures in order to accelerate human capital development; and (III) to strengthen government departments decentralization and modernization processes.

1.2. Summary of quantitative objectives and national priorities

The major quantitative objectives of the revised PRSP are to increase per capita GDP by at least 4% starting in 2004, to reduce the incidence of poverty to less than 35% by 2015, and to increase life expectancy and bring it to at least 60 years by 2015. These objectives are part of the MDGs and the New Partnership for Africa's Development (NEPAD).

To achieve these goals, nine priority areas have been identified: basic education, health, drinking water, rural development (including food safety, and improved access to remote areas), the fight against HIV/AIDS, living environment (desertification, sanitation, rural electrification), public safety, small and medium-sized enterprises and small mining operations promotion, capacity building, and ICT promotion.

Synergy in action for all these sectors should help to fight against poverty effectively.

1.3. Reminder of the 2006-2008 PAP objectives and strategic axes

In general, the priority action plan for 2006-2008 aims to contribute to removing the constraints that restrict economic and social progress, and to reduce the poverty rate by 1.1 point compared to its level of 2005.

The PAP 2006-2008 intermediate objectives are:

- To improve the economy's fundamentals and competitiveness, in particular the investment climate for private sector development;
- To improve the effectiveness of welfare expenditures for better access to basic social services and social protection;
- To contribute to job creation and income generation for the poor, in order to reduce the incidence of rural poverty;
- To accelerate the decentralization process, and to increase public finance management efficiency and transparency for high growth in equity.

The above-mentioned objectives will be achieved through programs organized around the four PRSP strategic axes:

- Axis 1: Accelerating growth with equity.

This first axis is about consolidating previous years achievements in terms of macroeconomic stabilization, budget deficit reduction and tax system efficiency, as well as developing instruments for an equitable distribution of economic growth. The actions selected aim at: (I)

maintaining a stable macro-economic framework, (II) defining the conditions needed for equitable growth, (III) improving the business climate for private sector development, (iv) increasing the economy competitiveness and reducing the cost factor, (v) supporting the productive sectors and accelerating rural development, and (VI) promoting sub-regional integration in order to develop a service economy.

- Axis 2: Ensuring access to social services and social protection for the poor.

This axis is about supporting the poverty reduction strategy through the strengthening of human resources, the control of demographic growth, more effective actions to fight HIV/AIDS, and the implementation of a vigorous action plan designed to improve access of the poor to basic social services. The actions selected aim at: (I) strengthening human capacities, (II) promoting access of the poor to education services, (III) promoting access of the poor to health services, (iv) promoting access of the poor to drinking water and sanitation infrastructures (v) improving quality of life of the poor, in particular housing and pollution control, and (VI) improving social protection, in particular for the most underprivileged social categories.

- Axis 3: Expanding job creation and income generating opportunities with equity for the poor

This third strategic axis focuses on the creation of the conditions necessary to accelerate growth in the agricultural sector, because of its importance in the national economy performance, and economic security programs for the poorest population groups. Thus, actions to be undertaken will aim at: (I) reducing agricultural vulnerability, (II) intensifying the agricultural sector modernization, (III) increasing and diversifying rural incomes, (iv) improving access to production areas, particularly through dirt roads, rural telephony and electrification; (v) supporting producer organizations and collective infrastructures, (VI) improving the living and working conditions of rural women, and (vii) promoting employment and vocational training.

- Axis 4: Promoting good governance

Good governance is central to sustainable development because it promotes local initiatives and monitoring at the grass-roots level, ensures improved public resources management, allows to deepen the democratic culture, and strengthen the rule of law in a country. This is why the actions and measures selected must contribute to create the proper conditions for broad participation of all development actors, an enabling environment for investment, the creation of wealth, and the improvement of the national economy competitiveness in order to effectively fight poverty. In addition, best practices in terms of good political, administrative, economic and local governance must be promoted.

II. IMPLEMENTATION STATUS OF THE 2006 PAP

2.1. PAP financing in 2006

The PRSP implementation priority action plan for year 2006 includes a 516.1 billion FCFA public investment plan, quite higher than the 441.6 billion FCFA specified in the 2006 budget law. In theory, approximately 85.6% of the PAP Priority Investment Plan (PIP) has been secured (441.9 billion FCFA allocated), and 14.4% had to be found (74.1 billion FCFA). The 85.6% resource mobilization ratio was higher than the 70.4% of 2005.

The PAP comprehensive review for year 2006 has incorporated some projects mentioned in the budget law, and that were not taken into account. In addition, the PIP review transmitted by the ministries was organized by projects divided in several components. This division didn't always coincide with PAP estimates. Some restructuring had been necessary to avoid double-counting. The comprehensive review that takes into account the information communicated by the sectoral ministries is the following:

Table 1 : Implementation review of the PAP Priority Investment Plan (PIP) for year 2006¹

Axes	2006 Initial programming, in million FCFA	Amount acquired or mobilized, in million FCFA	Mobilization ratio in %	2006 Implementation, in million FCFA	Implementation ratio in %
Axis 1	201,149.8	167,310.5	83.2	118,936.0	71.1
Axis 2	121,909.22	124,677.10	102.3	106,150.8	85.1
Axis 3	142,249.87	103,927.39	73.1	98,855.6	95.1
Axis 4	50,793.41	46,079.67	90.7	39,542.4	85.8
TOTAL	516,102.28	441,994.65	85.6	36,3484.9	82.2

Source : DGCEI/MEDEV, March 2007

The amounts mobilized were allocated to the four axes as follows:

- Axis 1: For a programming of 201.1 billion FCFA, approximately 167.3 were mobilized, that is a rate of mobilization of 83.2%;
- Axis 2: For a programming of 121.9 billion, with 124.7 billion FCFA mobilized, that is a rate of mobilization of 102.3%;
- Axis 3: The programming was for an amount of 142.2 billion, and the mobilized amount was 103.9 billion FCFA, that is a rate of 73.1%;
- Axis 4: For a programming of 50.8 billion FCFA, approximately 46.1 billion FCFA were mobilized, that is a rate of 90.7%.

On a total amount of 516.1 billion FCFA, the resources mobilized for the promotion of social sectors as well as economic growth were the most significant (66.1%). The resources mobilized for employment and income generating activities promotion, and those in promotion of good governance accounted for only 33,9% of the total. Axis 3 had the lowest mobilization rate (73.1%). These financial allocations indicate that the main concerns of the priority action plan are strong economic growth and human capital development, with the purpose of reducing the incidence of poverty. In terms of end-result, 363.5 billion FCFA were spent (a financial implementation rate of 82.2%), and financial efforts were concentrated on axes 2 and 1 (66.1% of the total). The outcome per axis is the following:

Axis 1 : Accelerating growth based on equity

On a total amount envisaged of 201.1 billion FCFA, approximately 167.3 billion FCFA were mobilized and 118.9 billion FCFA spent, a rate of financial implementation of 71.1%, higher than the one of 2005 (66,8%). This result is due in particular to the achievement of the objectives mentioned below, which required that more than 45% of the total amount be spent on this axis

- Developing 1000 hectares per year from 2004 to 2006: the financial execution rate is 87.,32% for an amount spent of 44.6 billion F CFA. Performance related to this objective is proportional to the efforts associated with the integrated rural development project of Bagré, which accounts for 60% of the program, with a 161.4% rate of financial implementation.
- Generalizing and strengthening sustainable resource management: for a programming of 25.1 billion FCFA, approximately 22.8 billion FCFA were mobilized and 19.03 billion FCFA spent, which translates in 83.3% rate of implementation.

¹ The information on some projects implementation was not available

- Supporting the promotion of rural communities is a means to increase agricultural production. For this purpose, more than 100% of the resources needed were mobilized, that is 41.6 billion FCFA, with a financial rate of implementation of 60%. Regarding the activities designed to increase production and provide support for the marketing of agricultural products, 2.4 billion FCFA were envisaged, and 2.6 billion FCFA have been mobilized, with a rate of financial implementation of 90,6%.
- Increasing pluviometry: the total amount requested of 980 million FCFA has been mobilized and spent (100%).

In general, the implementation complementation report concerning this axis is satisfactory, but more efforts are needed for resource mobilization and project implementation. The rates of implementation compared to programming vary between 0% (operational capacity building of the Sports Ministry) and 95.6% (designing legal and technical instruments for sustainable management of water resources, before 2007). With a 71.1% rate of implementation, this axis shows the weakest performance.

Axis 2 : Ensuring access to basic social services and social protection for the poor

The total amount envisioned by the PAP for the implementation of this axis is 121.9 billion FCFA in 2006, approximately 124.6 billion FCFA have been mobilized and 106.1 billion FCFA spent, with a rate of financial implementation of 85.1%.

Compared to the implementation of the 2005 PAP, there is a clear improvement in terms of the implementation rate, of more than 17 points. A detailed analysis of the programs included in this axis shows that many efforts have been made to provide access to basic social services and social protection to the poor. The following subprograms show the best performance: (I) improving women's working conditions and incomes (95.5% rate of implementation), (II) improving the living conditions of the poor (94.5%), (III) promoting better education services to the poor (89,1%), (iv) promoting better access to health services and nutrition programs to the poor (88,9%). These programs represent more than 75% of all those included in axis 2. The program devoted to the strengthening of secondary education has a relatively low rate of implementation of about 32.7%, with 1.2 billion FCFA in investment expenditures. This is due to the delayed implementation of certain projects (Education V and Post Primary Education).

Axis 3 : Expanding employment and income-generating opportunities

For an envisioned amount of 142.2 billion FCFA, 103.9 billion FCFA have been mobilized for this axis, and 98.9 billion FCFA disbursed, which constitutes a rate of financial implementation of 95.1%, the highest of the four axes. The details by subprogram are:

- improved access to rural areas (86% of the axis): 90,04 billion FCFA mobilized, with a financial implementation rate of 100.3%;
- setting up the communication and information system: 748.8 million FCFA invested, representing 97%;
- rural electrification: 2.3 billion FCFA mobilized, with a rate of financial implementation of 87.7%

This axis whose purpose was to support production, had the lower rate of resource mobilization (73.1%), but is showing the best financial implementation rate of the four axes (95.1%), a manifestation of the efforts made in infrastructure, in particular by providing access to rural areas (100% implementation rate), and roads routine maintenance and rehabilitation (135%

implementation rate). However, efforts should be pursued with regard to rural dirt roads development (with only a 28% implementation rate), **animal husbandry**, job creation and youth promotion, management of faunal areas and organization of village hunting, the fight against desertification, and access to financing for small and medium-sized enterprises promoters. More specifically, recent economic growth should result in an increased improvement of the rural poor well-being. Providing rural communities with better access to economic and social centers will be essential for their improved participation to economic growth. Commercial infrastructure, telecommunications, and alternative energies should benefit from increased investment. A particular focus should be made on rural women's access to land, as well as to appropriate technologies in terms of production and transformation of agricultural products. Illiteracy in rural areas remains a strong obstacle to the economic participation of women and men to the development process. These challenges should be tackled in order to expand employment opportunities and income-generating activities for the poor.

Axe 4 : Promoting good governance

A total amount of 50.8 billion FCFA had been envisioned for this axis. The implementation report indicates that 46.1 billion FCFA were mobilized, and 39.5 billion FCFA disbursed, with a 85.8%. rate of financial implementation. All axis 4 subprograms show satisfactory rates of implementation, except for the decentralization of telecommunications and NTIC projects (28.4%). The details by subprogram are:

- improving security services operational capacity: 6.5 billion FCFA mobilized, with a rate of financial implementation of 97.6%;
- strengthening and intensifying decentralization: 5 billion FCFA mobilized, with a rate of financial implementation of 96.7%
- strengthening judicial institutions effectiveness and expanding access to justice: 1.9 billion FCFA mobilized, with a rate of financial implementation of 94,9%.
- strengthening operational capacities of the sovereignty ministries: 5 billion FCFA spent, with a rate of financial implementation of 93,4%.
- promoting good governance: 14.5 billion FCFA mobilized, with a rate of financial implementation of 71.1%.

Axis 4 shows the highest rate of implementation (85,8%) after axis 3, which represents an increase of more than 11 points compared to 2005. Good governance is considered essential for the fight against poverty, and in order to improve socio-economic performance. This may explain that axis 4 had the best rate of resource mobilization (90,7%). However, efforts will need to be sustained, in particular to support a more accessible and effective legal system, to improve public resources management in the context of decentralization, and to increase community participation in the decision-making process.

On the whole, the PAP public investment program implementation completion report for year 2006 shows substantial achievements in relation to the previous year. Indeed, with a PIP/PAP implementation rate of 66,2% for 2005, the 2006 one shows significant improvement with an increase of 16 points, and a rate of financial implementation of 82,2%. These results show that the recommendations of the 2005 report and those made by the project managers general assembly have been followed. It is necessary that these efforts be sustained to insure project effectiveness for improved contribution to poverty reduction.

2.2. Implementation status of axis 1 : Accelerating equity-based growth

2.2.1. Macroeconomic results

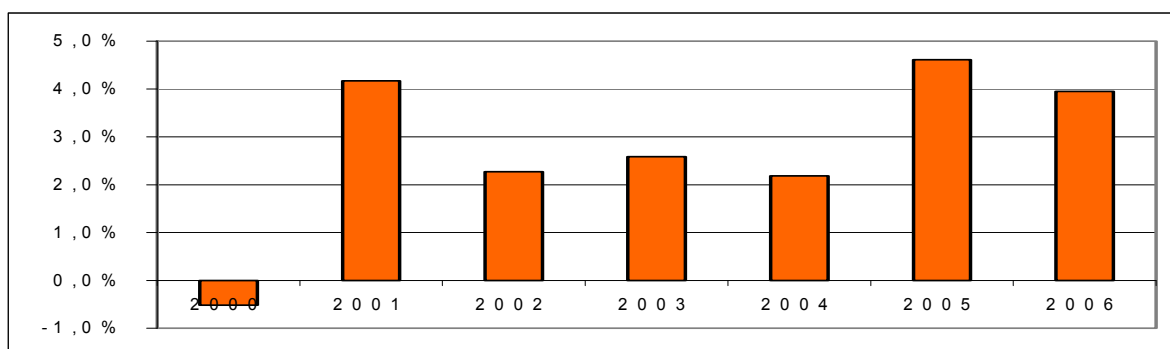
On the whole, Burkina Faso has consolidated trust with the Breton Woods institutions. Burkina's performance regarding the implementation of the macroeconomic program (with the IMF)

remains overall satisfactory, thanks to the successful implementation of structural reforms and the consolidation of private sector involvement in the country's development. In addition, the 2007-2010 program is being signed. Macroeconomic results in 2006 were also satisfactory in spite of falling prices in the international cotton market and the increase in oil prices. High levels of cotton and cereal production, as well as the strengthening of public investment made it possible to foster growth and control inflation.

The real sector

Real GDP growth rate was 6.4% in 2006 (for a forecast of 6.7%) against 7.1% in 2005, equivalent to an increase in per capita GDP of 3.9%. This growth was carried by all sectors on the supply side, as well as by demand -particularly household consumption-, and by an increase of exports. The vitality of the economy resulted in real GDP per capita growth as indicated in Chart 1 below:

Chart 1: Per capita income increase from 2000 to 2006



On the demand side, economic growth benefited significantly from an increase in exports (24.2% in 2006), as well as in consumption (10.1% in 2006), and **gross fixed capital formation** (10.4% in 2006). Table 2 below shows the contribution of demand to real GDP growth from 2003 to 2006, and the importance of private final consumption.

Table 2 : Contribution of demand to GDP growth (in %)

	2003	2004	2005	2006
Private final consumption	6,0%	6,6%	-1,8%	6,7%
Public Admin. Fin. Cons. (“ <i>Cons. Fin. Admin. Publique.</i> “)	-1,4%	2,6%	2,1%	0,8%
Gross fixed-capital formation	3,3%	2,0%	1,6%	2,1%
Exports goods+services	0,3%	1,9%	0,5%	2,4%
Imports goods+services	-1,5%	-3,5%	-1,4%	-1,6%

Source : MEDEV/DGEP/DPAM, March 2007

Production sectors on the whole recorded a positive growth between 2005 and 2006. In terms of added value, primary sector production amounted to 823.1 billion FCFA, with an increase in cereals and cotton productions due to the good pluviometry recorded during the 2006/2007 crop year. Seed cotton production estimated at 814.900 tons rose 8.5% in comparison to the previous year. With a fiber production estimated at 315.400 tons in 2006-2007, Burkina Faso remains for the third time (in four years), the leading cotton producer in Africa, before Egypt (212 000 tons) and Mali (194 000 tons). Burkina Faso, Benin, and Cameroon are the countries contributing the most to the increase of Cotton production in West and Central Africa, contrary to Mali, Togo, and Ivory Coast, which recorded a decrease in their productions.

As to the secondary sector, value added increased by 6.3% in 2006 to reach 634.1 billion FCFA, due mainly to manufacturing industries (+6.2%), but also to construction and public works (+11.8%), and mining (+7.9%) under-sectors.

The tertiary sector added value has increased from 1050.1 billion FCFA in 2005 to 1116,4 billion FCFA in 2006, raising by 6.3%. This increase was brought more by commercial than noncommercial services, increasing respectively by 8.9% and 3.3% in 2006.

Table 3 below shows that the contribution of the tertiary sector (2,6%) to GDP growth in 2006 was more important than that of the primary and secondary sectors, respectively 1.3%, and 1.5%. The contribution of the primary sector to GDP growth has declined significantly due primarily to the decline of the food agriculture and animal husbandry under-sectors contribution. The contribution of the tertiary sector in GDP increase is due to the good performance of the commercial services under-sector.

Table 3 : Sectoral contribution to GDP growth (in %)

	2 003	2 004	2 005	2 006
PRIMARY SECTOR	3,3%	-0,9%	3,5%	1,3%
Food agriculture	-2,4%	-2,0%	2,6%	0,6%
Cash crop	0,4%	0,7%	0,2%	0,2%
Animal husbandry	5,2%	0,3%	0,6%	0,3%
Forestry products	0,1%	0,1%	0,1%	0,1%
Fishing	0,0%	0,0%	0,0%	0,0%
SECONDARY SECTOR	2,0%	2,1%	1,7%	1,5%
Mining and quarrying	0,1%	0,1%	0,1%	0,0%
Modern drinks and tobacco	0,1%	0,0%	0,2%	0,0%
Cotton ginning	0,6%	0,4%	-0,7%	0,0%
Electricity, gas and water	0,8%	-0,4%	0,5%	0,1%
Other modern manufacturing industries	0,7%	0,4%	-0,1%	-0,1%
Informal manufacturing industries	-0,7%	0,7%	1,4%	0,8%
Construction work	0,5%	0,9%	0,3%	0,7%
TERTIARY SECTOR	2,9%	2,7%	1,7%	2,6%
MARKET SERVICES	1,9%	2,9%	1,2%	2,0%
Commerce	0,8%	0,8%	0,4%	0,4%
Transport	0,1%	0,3%	0,1%	0,2%
Post and telecommunications	0,1%	0,2%	0,1%	0,1%
Financial services	0,1%	0,2%	0,1%	0,2%
Other market services	0,7%	1,3%	0,6%	1,1%
NON MARKET SERVICES	1,0%	-0,2%	0,5%	0,6%

Source : MEDEV/DGEP/DPAM, March 2007

Price levels

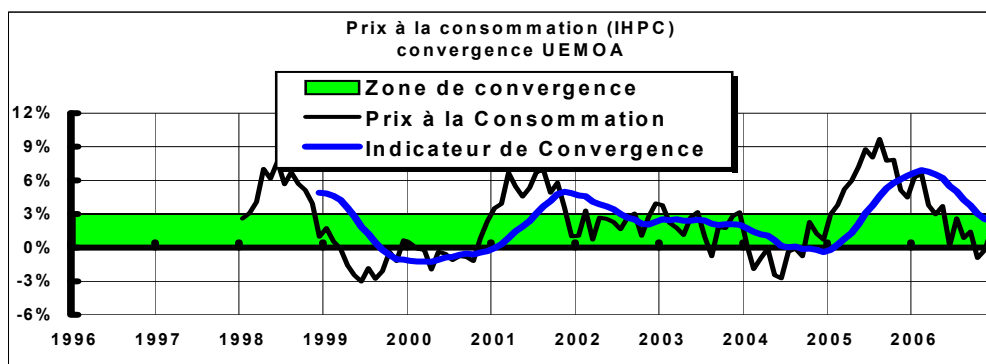
The general price level has increased moderately in 2006 compared to 2005. Indeed, the inflation rate was 2.4% in contrast to 6.4% for the previous year, which represents a reduction of 4.0 points, thanks to the 2005-2006 good crop year, which led to a reduction in cereal products prices, which in turn mitigated the effects of the increase of oil prices.

The decrease in the general price level is also the consequence of the price fluctuation of various consumption functions. Regarding the function “Foodstuff and soft drinks”, the decrease in prices is due to the ones of cereals (thanks to a good agricultural season), meat, and especially fresh vegetables. Regarding the function “Alcoholic drinks, tobaccos and narcotics”, the decrease in prices is due to a reduction in price of other “stimulants”, in spite of the increase of artisanal alcoholic drinks prices. As for the function “Housing, water, gas, electricity and other fuels”, the fall in other fuels prices combined with the rise in the price of liquid fuels (hydrocarbons price increase) better explains the decrease in prices for this function.

Transport prices increase resulted from the rise in fuel prices, whereas for restaurants and hotels, the rise is due to the increase in drinks prices. The other consumption functions remained stationary as to their prices.

Chart 2 below shows that inflation is well controlled in Burkina Faso, the evolution of price index is within WAEMU convergence zone.

Chart 2: Evolution of consumer price index



Translation :

Consumption price (IHPC)
convergence zone WAEMU

---- Convergence zone

---- Consumer price

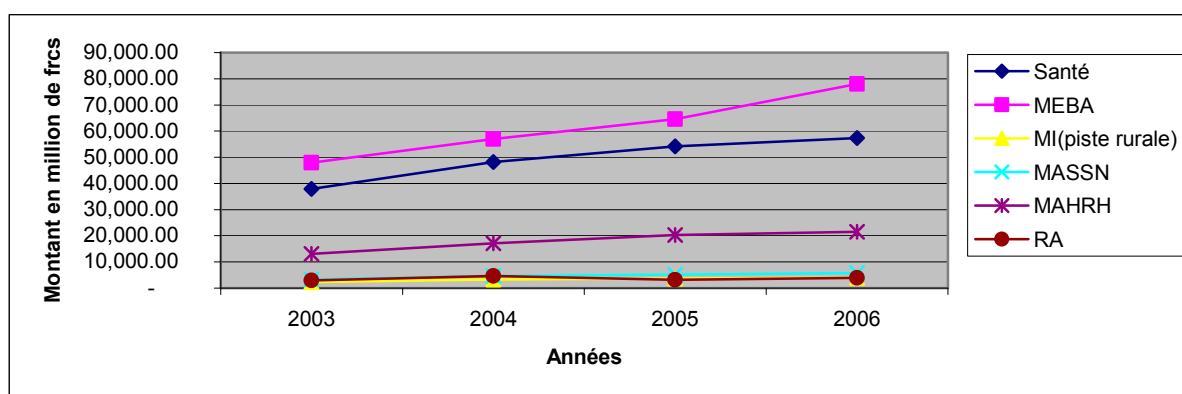
---- Convergence indicator

Evolution of public finance in 2006

In terms of public finance, the Government budget for year 2006 approved initially with an estimated financing deficit of 99.1 billion FCFA, has been modified through an **amendment to finance law** in order to take into account budgetary supports by the CGAB-CSLP partner members as confirmed by the signature of several conventions during the first nine months, and the expenditures related to wage increase, the regularization of [government employees] promotions, operating expenses (water, electricity and telephone) and the subsidy to SONABEL.

On the basis of the initial finance law capital contributions, approximately 27.6% of the total budget -not including debt, tax exemptions and externally financed projects- were allocated to the two basic social sectors of health and basic education in 2006, against 25.2% in 2005. As to the health sector's share of the budget, it increased from 10.9% to 12.3%, and the Ministry of Basic Education and Literacy Training from 14.3% in 2005 to 15.03% in 2006, representing an increase respectively of 1.4 point and 1 point. The contributions to the other priority sectors have also increased, as shown in Chart 3 below:

Chart 3: Evolution of social spending from 2003 to 2006



Translation:

Amounts in million francs

---Health ---MEBA ---MI(rural dirt road) ---MASSN

The government financial operations for year 2006 were carefully managed as was the case for previous years, because of the persistence of uncertainties in the sub-regional and international environments, characterized in particular by the weakness of cotton prices (in FCFA) and the high prices for petroleum products. However, the government accentuated its efforts in the priority sectors of poverty reduction by significantly increasing their expense ratio. The resources drawn from the implementation of the Multilateral Debt Relief Initiative (IADM) were used to support the sectors driving growth.

The Government financial transactions at the end of December 2006 are characterized by a deficit of 7.2 billion FCFA for a forecast of 99.1 billion FCFA. This deficit is explained by an important increase of total expenditures and net loans, estimated at 733.2 billion FCFA against 642 billion F CFA in 2005, which constitutes an increase of 14.2%; and by the weakness of the government own resources (in spite of a rise of 7.4%) which are lower by about 20% compared to the objective laid down in the budget law 2006 (473 billion FCFA).

Revenue evolution in 2006 is characterized by the weakness of budget covering in relation to the program objectives supported by the IMF through the Poverty Reduction and Growth Facility (PRGF). Indeed, the Government own revenue amounted to 391.9 billion FCFA, an increase of 7.4% in relation to 2005 (365.2 billion), but lower than the 443 billion objective. This poor performance is mainly explained by the difficulties encountered in the cotton sector that affected most other sectors, with a negative impact on tax revenue, in particular the VAT and the BIC. Tax revenue progression decreased, but non-tax revenue exceeded the forecasted 28.3 billion, generating instead 35.2 billion.

In terms of budgetary supports, important improvements have been recorded overall in 2006. The estimate of total budgetary supports programmed for 2006 rose to 97.876 billion FCFA, including 53.944 billion FCFA (55%) in grants and 43.932 billion FCFA CFA (45%) in loans. The situation is clearly improving compared to the forecasts provided by the CGAB-CSLP partners in 2005. As of December 31, 2006, budgetary supports effective disbursements rose to 100.952 billion FCFA; in comparison to year 2005, the amounts disbursed increased by 9.85% with a performance ratio (103,1%) higher than that of 2005 (99,1%).

Government expenditure, (not including debts, but including HIPC resources) was established at 745.7 billion FCFA in 2006; increasing by 16.4% compared to the previous year, with an overall satisfactory level of performance (89.3%). Recurrent day-to-day expenses (interest on the debt not included) increased significantly (18.2%), because of transfer expenditure (15.9%) and staff

costs (12.5%). The increase in staff costs is related to regularizations, advances, and basic social sectors employees redeployment previously paid on HIPC resources.

Table 4 : Government spending (interests not included), debt repayment, including HIPC (based on commitment determined by financial audit, and in billion FCFA)

Headings	2004	2005	2006		Implementation rate (%)	Growth rate(%)
	Commitment	Commitment	Allocations	Commitment		
Recurrent day-to-day expenses (interests not included)	275,1	326,8	375,6	386,4	102,9%	18,2%
Salaries	123,5	142,2	150,2	160,0	106,5%	12,5%
Operating expenditure	65,0	75,1	80,2	82,2	102,5%	9,5%
Current transfers	86,6	109,5	127,9	126,9	99,2%	15,9%
Investment expenditure	284,4	313,8	459,1	359,3	78,3%	14,5%
On own resources	133,9	139,3	127,7	154,8	121,2%	11,1%
On external financing	150,5	174,6	331,5	204,5	61,7%	17,1%
Total	559,5	640,7	834,7	745,7	89,3%	16,4%
including HIPC IADM	43,5	39,8	41,0	39,8	97,0%	-8,6%
including budgetary supports (IMF not included)	89,9	93,1	97,876	100,952	103,1%	9,85%

Source : SP-PPF/MFB

According to provisional data, investment spending increased by 14.5% in 2006, but implemented at only 78.3%. This rate can be explained by externally financed projects low rate of implementation (61.7%). Projects funded by internal resources have been better implemented during the same period (121.2%). In addition, the mobilization of budgetary supports, part of expenditure financing on internal resources, was more important comparatively to the programming made at the beginning of year 2006 (103.1%). This clearly emphasizes the effectiveness of this method with regards to development programs implementation, compared to the Project Approach. Investment spending has been financed by the government own revenue (154.8 billion FCFA), increasing by 11.1% in comparison to 2005. External financing amounted to 204. 5 billion FCFA, increasing by 17.1% in comparison to 2005.

As was the case for previous years, budgetary resources were allocated mainly to priority expenditures as stated in the PAP-CSLP. In terms of allocations, including HIPC and other projects externally financed and with interests not included, **repayment of debts**, and tax exemptions, the spending ministries have been agriculture, hydraulics and fishery resources, basic education, infrastructures, basic education and literacy, health, secondary education, higher education and scientific research. In examining the distribution structure according to financing sources, a great disparity appears between externally financed projects and those funded through the Government budget.

Taking into consideration these facts, the government, conscious of the necessity to bring more coherence in resource allocation, will pursue reforms aimed at improving the resource allocation process with poverty reduction as a priority, and in order to meet the Millennium Development Goals, particularly by providing appropriate tools.

On the whole, the government financial transactions in 2006 shows a deficit (grants not included) of 342 billion FCFA, against 277 billion FCFA in 2005, a difference of 65 billion FCFA. Expressed as a percentage of nominal GDP, the deficit increases from 8.6% in 2005 to 9.8% in 2006.

Absorbing the deficit has been achieved thanks to both external and internal financing. External financing has been ensured by the disbursement of 286 billion FCFA, an amortization of external

debt of 24.7 billion FCFA, with 723.5 billion cancellation debt, under the IADM and HIPC initiatives.

Table 5 : Government financial operations 2005 – 2006 (in billions FCFA)

	2005	2006	
		Budget law	Implementation
Current revenue	365	443	392
Net expenditures and loans	642	836	733
Budget balance (grants not included)	- 277	- 393	-342
External financing	268	202	286
Domestic financing	9	- 7	55
Nominal GDP	3 030	2 838	3 192

Source : SP/PPF

Status of the criteria of convergence

Based on an estimation of expenditure and revenue at the end of December 2006, the criteria of convergence profile shows that regarding the criteria of first rank, only one is not respected (budget balance to GDP), while it is the case for two second-rate criteria (wage bill to tax revenue and to tax ratio). The details of this situation are presented below, and in table 6

First rank criteria: **Budget balance**

- Basic budget balance (*solde budgétaire de base*) expressed as a percentage of nominal GDP: Burkina Faso's objective is 3.6% of deficit as stated in its 2006-2008 program. Rectified by budgetary supports and HIPC resources, this estimated deficit has been fixed at 1.1%. Based on estimates made at the end of 2006, this objective would not be achieved. Indeed, budget balance would indicate a deficit of 1.4% for a community objective of 0% minimum;
- Favorable price trend for foodstuffs following the 2005/2006 good crop year, and the stability of petroleum products prices starting in September 2006, indicate an estimated inflation of 2.4%, lower than the Community's standard of 3% ;
- Effective implementation of the G8 Multilateral Debt Relief Initiative makes it possible for Burkina Faso to benefit from a reduction of 70% in terms of its multilateral debt, starting in year 2006. According to the last estimates of the **outstanding external debt**, the indebtedness rate at the end of 2006 accounts for 17.1%, clearly below the program objective of 70%;
- For year 2006, Burkina Faso did not accumulate **arrears**, internally as well as externally, over that management period.

Second rank criteria :

- Ratio wage bill to tax revenues: the objective is not achieved because the ratio is 41.2% (rectified at 36.3%), above the Community standard of 35% maximum;
- With the government stated commitment to continue making growth-related investments, estimates in terms of implementation of financial transactions by the said government by the end of December 2006, give a 38.7% ratio investments financed on internal resources to tax revenues for an objective of 36.9%, while the Community standard is 20% minimum;

- According to the last estimates regarding the country's external status, the external deficit ratio (grants excluded) to nominal GDP was 11.3% in 2006, slightly more than the objective of 11,1%, and higher than the Community standard of 5% maximum;
- In spite of measures to improve revenue collection, the tax ratio in 2006 was 12.0%, inferior by 0.4 point to the objective laid down in the program, and by 5 points to the Community standard.

Table 6 : Status of the WAEMU convergence criteria

Criteria	2003	2004	2005	2006	Standard
First-rank criteria					
Ratio budget balance (based on commitment, including grants) to nominal GDP	-1,3%	-2,5%	-3,2%	-1,4%	Min 0
Annual inflation rate (IHPC)	2%	-0,4%	6,4%	2,4%	Max 3
Ratio total outstanding debt to nominal GDP	43,6%	39,7%	41,3%	17,1%	Max 70
Accumulated arrears (internal and external)	0	0	0	0	0
Second rank criteria					
Ratio wage bill to tax revenue	41,5%	38,1%	43,2%	36,3%	Max 35
Ratio public investments financed on own resources to tax revenue	33,2%	41,9%	41,4%	38,7%	Min 20
Ratio current external deficit (grants not included) to nominal GDP	12,6%	13,2%	11,5%	11,3%	Max 5
Tax ratio	10,8%	12,0%	11,3%	12,0	Min 17

Source : DGEP, March 2007

Public debt in 2006

Year 2006 was marked by the implementation of the Multilateral Debt Relief Initiative (MD BRI) which made it possible to bring **government debt outstanding** to 533.1 billion FCFA by the end of that year in comparison to 1,217.9 billion FCFA in 2005, which constitutes a significant decrease of 56.2%. On the whole, the country benefited from a total debt cancellation of approximately 708.1 billion FCFA by the ADF and IMF at the end of 2004, and by the IDA by the end of 2003.

This initiative considerably improved the debt viability ratios, given that **government debt outstanding** at the end of 2006 constitutes approximately 16.9% of GDP compared to 38.5% in 2005. As for total **debt service**, it accounted for approximately 10.1% of budgetary revenue against 25.0% in 2005. The external debt servicing ratio to exports of goods and services was 13.1%, compared to 39.1% in 2005

Balance of payments

Burkina Faso's **balance of payments** in 2006 is still affected by the international economic situation, marked by high petroleum products prices, and persisting decline in world cotton prices. However, thanks to satisfactory economic activity, particularly the implementation of the infrastructures work program and the revival of the mining industry, and, more important, the Multilateral Debt Relief Initiative (IADM), Burkina Faso's had exceptionally a balance of payments surplus of 50.7 billion FCFA in 2006, against a deficit of 103.7 billion FCFA in 2005.

In particular, the trade balance, although structurally passive, improved by 13.3% in 2006, compared to 2005, with 254.5 billion FCFA. This improvement is attributable to an important increase in exports (+24.5%) compared to that of imports (+4%).

At the end of December 2006, the monetary situation was characterized by an increase in net external assets, internal credit, and money supply, respectively by 29.4%, 5.8% and 10.1%, compared to 2005. The improvement of net external assets, which reached 221 billion FCFA, is mainly due to the mobilization of external resources that occurred during that period, and to a reduction of external liabilities following the cancellation of the national debt by the IMF.

Outstanding credits increased by 67.1 billion FCFA, reaching 542.4 billion FCFA by the end of December 2006, against 475.3 billion FCFA by the end of December 2005, in order to finance year 2005/2006 agricultural season of 75.5 billion FCFA by the end of December 2006, against 62.6 billion FCFA by the end of December 2005, constituting an increase of 12.9 billion FCFA. **Main estimates** increased by 45.1 billion FCFA (+18.8%), and 285.6 billion FCFA by the end of December 2006, against 240.4 billion FCFA by the end of December 2005, an increase of 60.6 billion FCFA (+10.1%) due to deposits (+11.6%) in spite of the decrease in fiduciary circulation (-7.7%).

Growth, inequality and poverty reduction in 2006

Based on the parameters derived from the last macroeconomic projections developed using the automated forecast tool (*instrument automatisé de prévision --IAP*) and under the assumption that each household income increases at the same rate as the average net income (minus taxes and plus transfers) of the household category to which it belongs, (income distribution in each group does not change), the simulations made with the PAMS model (macroeconomic and poverty analysis simulator) indicates a lowering of the incidence of poverty, from 46.4% in 2003 to 40.8% in 2006, that is a decrease of 5.6 points between 2003 and 2006. The cumulated effects of economic growth observed in 2003 (8%), 2004 (4.6%), 2005 (7.1%), and 2006 (6.4%), contributed to a reduction of the total incidence of poverty. One also observes a tendency to a more marked decrease of the incidence of poverty in rural areas (- 5.4 points) than in urban areas (- 3.6 points) between 2003 and 2006. Between 2005 and 2006, depending on socio-economic groups (GSE), the impact of growth on incomes has been positive. Indeed, the cotton farmers, food farmers and stockbreeders incomes have improved by about 6.1%, 4.9%, and 5.7%, respectively. In the same way, the incomes of public sector employees, and of those in the private structured and non structured sectors have increased by 8.5% for the first one, and 10.1% for each of the other two categories. Moreover, deep poverty has been reduced by 0.7 point, and severe poverty by 0.3 point, between 2005 and 2006. The minimum amount necessary to make up the “deficit” of resources of the poor compared to the poverty line has consequently decreased. The average deviation of the poor compared to the poverty line in 2006 appears less important than last year. Under these conditions, the efforts meant to reduce poverty were less important in 2006, compared to 2005. However, taking into consideration the current tendency and in comparison with the Millennium Development Goals (reducing by half the number of people living with less than one dollar per day before year 2015), the variation is important and the road ahead is relatively long, and relevant strategies are needed for faster reduction of the incidence of poverty.

Finally, simulations have shown that a 1% increase in real GDP in 2006 led to 0.6% in poverty reduction, all things being equal. However, inequalities between various households groups have slightly increased between 2005 (Gini index at 0.23) and 2006 (Gini index at 0.24). These satisfactory results may be due to the good policies applied since PRSP implementation.

Table 7 : Evolution of poverty indicators (based on the PAMS simulation model)

	2003 Reference	2004 Estimation	2005 Estimation	2006 Estimation
Poverty indicators				
P0 - Total incidence of poverty (%)	46,4	44,4	42,7	40,8
P0- Incidence of rural poverty (%)	52,3	50,4	48,6	46,9
P0- Incidence of urban poverty (%)	19,9	18,5	17,8	16,3
P1 – Depth of poverty, total	15,6	14,7	13,9	13,2
P2 – Severity of poverty, total	7,1	6,7	6,4	6,1
Absolute poverty line (in FCFA)	82 672	82 347	87 609	89 712
Annual variation (%)		-0,4	6,4	2,4
Inequality and incomes Gini (inter-groups)	0,22	0,22	0,23	0,24
Middle incomes (at current prices)				
Per capita and per year	123 114	127 713	140 493	148 697
Per capita and per year in US\$	212	239	269	283
Impact of growth on incomes				
Variation of real middle incomes		-2,4%	6,0%	6,7%
GSE-10 (public sector employees)		-4,6%	6,7%	8,5%
GSE-20 (structured private sector employees)		0,3%	3,5%	10,1%
GSE-30 (non-structured private sector employees)		-2,0%	6,3%	10,1%
GSE-40 (cotton farmers)		-6,3%	11,7%	6,1%
GSE-51 (food farmers)		-3,6%	5,7%	4,9%
GSE-52 (cattle raisers)		-0,7%	4,1%	5,7%
GSE-60 (independent or non-farm employers)		1,7%	4,1%	8,0%
GSE-80 (non-active)		0,7%	6,2%	8,7%
Decomposition of poverty				
Total variation of poverty (%)		-4,3%	-3,9%	-4,3%
Total variation of poverty (points)		-2,0	-1,7	-1,8
Growth impact (average variation)		-2,7	-2,3	-2,5
Redistribution impact (inequality variation) and residual		0,7	0,6	0,6
Elasticity				
Elasticity of poverty/ real middle income		1,8	-0,6	-0,6
Elasticity of poverty / real GDP growth		-0,9	-0,5	-0,7

Source : DGEP/DPAM, March 2007

2.2.2. Improving the business climate to promote the private sector

With the purpose of promoting the private sector, the government has maintained a dialogue with that sector in 2006 on the theme of the “Adequacy between increasing public revenue and providing incentives to investment through attractive taxation”. The government efforts contributed to simplify business operations, particularly in improving private sector promotional tools and the legal environment. Thus, the Ouagadougou National Agency for Assisting Company Creation (CEFORE) was launched on January 9, 2006, and made it possible to reduce by 1/3 the time needed to comply with the formalities and procedures required to create a business, which are now carried out within a maximum of 7 days instead 23 to 34 days as was previously the case. The costs of these formalities were also reduced by more than 40% under the September 15, 2006 decree. The number of administrative formalities to create a business were reduced from 8 to 4. These efforts made it possible for CEFORE to process 3.865 demands related to creating, buying, taking over, or expanding a business; and 2.582 new businesses were created with the assistance of Ouagadougou CEFORE, including 16.5% by women.

The Shared-Cost Support Fund (FSCP) and the “*chèques services*” (service vouchers) mechanisms have allowed 585 interventions to benefit the private sector during year 2006. These means of support, provided as subsidies by the World Bank and the European Union, mobilized a total budget of 850.049.145 FCFA, generated approximately 400 new jobs, allowed significant improvements in productivity, return on turnover, management, and access to markets for businesses.

Regarding the “*chèques services*” created on March 29, 2006, the following results are to be mentioned:

- Meeting of 15 approval commissions to examine requests for “*chèques services*”;
- Approval of 410 requests for financing from 17 provinces, for an amount of 160,160.090 FCFA.
- Promotion of 15 development services (“*services de développement*”) for effective use by the service beneficiaries;
- Participation of 51 service providers for business capacity building

The actions taken within the framework of the Shared-Cost Support Fund ranged from analysis to follow-up of submitted dossiers. The project selection committee held 27 sessions. In quantitative terms, the FSCP subsidized 175 projects for an amount of 690,788.379 FCFA.

The physical transfer of the one-stop shops (CGU) to the Burkina Faso Business Centre, which is not effective yet, could have contributed with the Ouagadougou CEFORE, FSCP and the “*chèques services*” (service vouchers) to even better improve the business climate.

The merits of the Trade Point and Fasonorm, created at the National Foreign Trade Office (ONAC) level, have been recognized beyond national borders in 2006. Thus, thanks to the various partnerships it has developed, Burkina Faso Trade Point has been chosen as reference for the ECOWAS Trade Opportunities Management System (SIGOA-TOPS) Web sites for electronic trade. In May 2006, Burkina Faso has been selected as the Commercial and Agricultural Information Focal Point (PICA) by the IFCD regional program MISTOWA. In the same way, the Central African Economic and Monetary Union (CEMAC) and the West African Economic and Monetary Union (UEMOA), through their collaboration with the International Trade Centre (ITC), have chosen Burkina Faso Trade Point as the focal point for their sub-regional Web site *Relais info.com*.

In 2006, Fasonorm has created in accordance with the procedure recommended by ISO (International Standardization Organization) six standards, approved by decree n°06-053/MCPEA/SG/ONAC for almonds, shea butter, nuts, cashew kernel, sesame, and cowpeas.

Other new structures have been created during year 2006 to assist the business community. One example is the Ouagadougou Arbitration, Mediation and Conciliation Center (CAMC-O) created

to provide businesses with a structure to resolve their disputes by way of arbitration. CAMC-O has now offices (that have been renovated), and the board of directors as well as the permanent secretariat are functional. An escrow fund has also been set up to support institutional measures in order to better implement employment contracts.

Finally, in year 2006, the decree on the creation, organization and operation of an Approved Management Center (CGA); the statutes and procedures of the Ouagadougou CGA pilot; the drafting of the subsidy contract; and the adoption of an implementation timing chart, have all been finalized. The CGA purpose is: (I) to assist members in terms of management and accounting tasks, (II) to keep **regular accounts** for the members who require that service, and (III) to prepare tax returns for them. The decree is being adopted to allow effective implementation of CGA centers. These centers, according to their mission statement, will contribute to the formalization of informal businesses, and thus to the improvement of **government revenue**. The setting-up of these CGA centers in Burkina Faso has many advantages, which are, among others:

- Improving businesses access to credit and competitiveness;
- eliminating the informal economy or reducing its size;
- widening the government's fiscal base by improving the quality of tax returns and reducing tax avoidance.

The decision to create commercial courts within all district courts could not be implemented because of constraints in terms of human resources, but the government had the option to strengthen the capacities of the existing commercial chambers (*chambres commerciales*); which it started doing in year 2006.

The measures and actions undertaken to improve the investment climate that were referred to in the report 'Doing Business' (as the 10 measures), have been successfully implemented in year 2006. In particular:

- The Ouagadougou CEFOR became operational, and another one has been created in Sore-Dioulasso, and in terms of business creation, the need for an administrative notice/opinion has been suspended and the license procedure simplified;
- a Urbanism Code has been adopted by the National Assembly on May 18, 2006, in order to regulate the building sector;
- a special procedure for the delivery of land titles in the cities of Ouagadougou and Sore-Dioulasso has been set up to facilitate the transfer of property;
- a ministerial study committee on the issues of the **cessation of business activities**, and the training of judges and clerks on the matter has been set up;
- a center for arbitration, mediation and conciliation for commercial disputes, and the escrow fund, in cases of labor disputes has been launched, in order to facilitate and ensure proper contracts implementation.

Fiscal reforms resulted in several significant achievements, such as: (I) the reduction of the registration, royalties and license fees from 10% to 5%; (II) the widening of the tax base thanks to the ongoing taxpayers' census, 80% of which has been achieved; (III) the cost of a company incorporation, the extension of its duration, and its merger with others, has been set at 6.000 FCFA (iv) the reduction by half (from 2% to 1%) of the BIC advance payment for the structured sector importers, and to 5% for the informal sector and occasional importers; (v) the reduction of the single tax on fire-insurance contracts from 30% to 20%, and the insurance for road public transport from 24% to 12%.

Within the framework of the program "Doing Better Business in Burkina Faso" initiated by the International Finance Corporation (IFC) through the Partnership for Private Enterprise in Africa (PEP - Africa), these achievements will be consolidated and the ongoing efforts continued, in order to improve Burkina Faso's ranking in the first quartile of African countries, where the legal

environment is favorable to investments. This program started in March 2006 will be carried out over thirty months. All the achievements made in year 2006 will make it possible for Burkina Faso to improve its ranking in the Doing Business report. The report published in 2007 has already noticed these achievements, and Burkina Faso improved its ranking by 8 and 23 positions respectively, in the indexes “ease of doing business”, and “business creation”.

In order to vigorously promote the private sector, an action plan, part of the Policy Paper on Private Sector Development (LPDSP) implementation is being prepared, and will be discussed in a round table with technical and financial partners to mobilize the necessary resources for its financing.

Some actions could not be finalized in the course of the year under review, such as the revision of the investment code, the review of the basic texts on trade for which a necessary dialogue is still taking place; the development of a new General Tax Code; and the physical transfer of the one-stop shop to the *Maison de l'Entreprise du Burkina Faso* after completion of the building renovation work. The fact that several actors are involved in the implementation of this plan, the cross-sectoral character of some measures and actions, the complexity of some administrative procedures, the sluggishness of some administrative agencies to proceed with major reforms as well as budgetary constraints are the main difficulties encountered, which resulted in the delay observed in the implementation of the actions and measures under consideration.

2.2.3. Improving the economy's competitiveness and reducing the cost factor

The Government and its partner's efforts to improve the economy's competitiveness were pursued in 2006. The Chamber of Commerce is considering the construction of an international business district in Ouagadougou, called “World Trade Center”. The *Maison de l'entreprise* has also undertaken business capacity building activities through the *cheques services* and the Shared-cost support fund.

In order to regulate the market and disseminate information about shadow prices, the government set up a system to collect and analyze the prices actually practiced on national markets. The main target cities for this purpose were: Ouagadougou, Bobo-Dioulasso, Koudougou, Ouahigouya and Koupéla, and staple products prices (food, industrial or others) are collected in these cities every two weeks. To fight fraud and promote a healthy competition, in addition to the information on staple products prices trend for consumers, periodic controls of fixed prices staple products (generic essential drugs, hydrocarbons and stationery) are also carried out. Measuring instruments, and imported or locally manufactured foodstuff, are also subjected to quality control. Thirteen rice imports companies have been controlled and all the above-mentioned cities supermarkets checked regularly. Quality control of staple products seasonings, milk, flours, oils, cooking salt, bread, etc. will intensify during year 2007.

The Chamber of Commerce, Industry, and Crafts of Burkina (CCIA-B) that contributes to the fight against fraud, set up a data bank on imported goods. This data bank is currently tested at Ouagadougou international road station. The National Competition and Consumption Commission has pursued its activities in terms of information, and training in the whole country.

As part of the efforts to *strengthen the economic information system*, CCIA-BF started setting up an Economic Intelligence Master Plan (SDIE) that aims at providing diversified economic information to CCIA-BF technical departments and other users. A study on that matter has been performed and data collection started in year 2006. Thus, the production of press kits (articles dealing with the Burkinabé business environment) was pursued. As of 12/30/2006, the data file NERE included nearly 7.329 press kits. Since February 2006, information on ship movement in the ports of Tema and Lomé is put on line on the Chamber of Commerce website (www.ccia.bf), in addition to business opportunities posted there. Moreover, the Internet site for the

international promotion of Burkinabé craft industry available at www.artisanat-burkina.com has received a substantial number of hits, thus contributing to artisanal production visibility.

In 2006, the Government continued implementing the privatization and enterprise reform program in order to provide more incentives to produce and invest. Apart from ONATEL whose first privatization stage has been completed according to schedule, the other large companies providing commercial public services have experienced problems in 2006. This situation is explained primarily by the persistence of constraints related to procedures designed to obtain **declaration of no objection** from support partners. Another factor is the slowness of the consultants/experts recruitment process. The ONEA process being halted, the situation for each company is as follows:

National Telecommunications Office (ONATEL)

The most important fact in year 2006 was the implementation of ONATEL privatization process first phase, with the signature on December 29, 2006, of the convention regarding the transfer of 51% of the company's shares. Thanks to this operation, it was possible for the Burkinabé Treasury to garner the sum of 144.310.540 000 FCFA, significantly contributing to the improvement of public revenue.

After completion of the transaction with the strategic buyer, MOROC TELECOM, the following stage will concern the transfer of 20% of ONATEL shares through a public offer for sale (*Offre publique de vente -OPV*) for public shareholding at the national and sub-regional levels, and its listing on the regional stock exchange as well as the transfer of 6% of its shares to the staff. Accordingly, the Burkinabé financial intermediation company, selected as a national intermediation and management company to implement the transaction, has prepared the required documents to that effect. The effective implementation of OPV on the money market should take place in year 2007.

The National Electricity Company of Burkina Faso (SONABEL)

Leasing is the strategy adopted for the privatization of this company. Preliminary studies (audit for fiscal years 2002 to 2005, infrastructures technical audit, assets inventory, and human resources audit) could not be carried out in 2006 because of the late release of the no objection statements. Other reasons for the delay are related to the fact that some financial partners required a review of the law on electricity, and the setting up of a regulatory body for the sector. Thus, the leasing of SONABEL initially planned for the end of 2006, will happen, at best, only in 2007 if not in 2008

The Burkinabé National Hydrocarbons Company (SONABHY)

The service contract for auditing fiscal years 2002 to 2005 was signed on November 17, 2006, and notification was made to the consultant to start his work on January 10, 2007. The assessment of the company in order to proceed with a partial opening of its capital could not be carried out in 2006

The Bureau of Mines and Geology of Burkina Faso (BUMIGEB)

The actualized final report presented by the firm SOFIDEC envisions two possible scenarios in terms of government divestiture strategy : (I) the winding up of BUMIGEB with, as a consequence, the realization of the commercial assets, in particular water well drilling, and the settlement of liabilities; (II) the **transfer of commercial assets**, including the possibility of selling a portion of the land, with the preservation of BUMIGEB as an autonomous EPA entity, and the **settlement of the liabilities** by the government, while taking into account the workers rights. These proposals still need to be refined.

The international airports of Ouagadougou and Bobo-Dioulasso

The airports privatization process as initially conceived (concession of the Ouagadougou international airport and leasing of that of Sore-Dioulasso) is suspended because of interactions

between international airports privatization and the construction project of the new Ouagadougou airport.

With regard to the new airport, the privatization strategy was presented on July 10, 2006. The conclusions of the study relating to the strategy for moving the Ouagadougou international airport, developed by the firm LUFTHANSA Consulting were presented on September 22, 2006, to the members of the Government involved in implementing the project (Minister of Transport, Minister of Trade, Enterprise Promotion and Crafts, Minister of “*Desenclavement*” (opening-up of the territory), of the Economy and Development).

The Control Center for Motor Vehicles) (CCVA)

The privatization strategy definition and evaluation report is available. The strategy envisions the opening of CCVA capital by transferring shares to the private sector, together with other measures like maintaining the monopoly status as regards to vehicle inspection for the privatized CCVA, and the creation of an entity in charge of the management of the activities related to road safety and environmental protection.

The Silmandé Hotel Operating Company (SEHS)

The board of directors met on December 28, 2006 to acknowledge the selling of their shares by the small shareholders (Groupe Accord, SONAR, SGBB) to the Government of Burkina Faso for one symbolic franc, and the signature of the deeds of transfer by the aforementioned shareholders. The Government becoming the only shareholder, the following adaptations will be carried out: (I) updating the company’s statutes; (II) developing a reorganization plan; and (III) amending the leasing-management draft contract which was submitted to the tender. The effective implementation of these adaptations will be completed in the course of year 2007

The situation of the enterprises that will be liquidated is as follows:

National Cinema Company (SONACIB)

SONACIB has been presented with several privatization schemes, among them one by the Council of Ministers following its meeting of June 25, 2003, which included an administrative liquidation of the company and cinematic projection activities to be performed by professional private operators, organized in an African Association of Actors, Producers and Directors (ARPA).

As a consequence of the multiple difficulties encountered by the liquidator and ARPA, the Council of Ministers, in its meeting of February 15, 2006, put an end to ARPA mandated, and authorized the privatization commission to complete the liquidation. Thus, the liquidator undertook the following actions: (I) sale of SONACIB movie theaters; (II) payment of the loans due to third parties and to the CNSS.

It is important to note that the lengthy search for buyers for some movie theaters contributed mostly to delay the completion of the process. In spite of this, the liquidation was implemented and a completion report was presented by the liquidator, which shows a profit in the amount of 102,946.762 FCFA.

Burkinabé Precious Metals Agency (CBMP)

The Council of Ministers has designated the AMC/SOFIDEC group as the CBMP liquidator during its December 8, 2005 meeting. The group began its work on January 31, 2006, and proceeded with workers payment on February 15, 2006. The final liquidation report is now available. The liquidation has generated some 228,327.808 FCFA

The completion report presented by the liquidator included a description of the activities performed as well as the difficulties faced during the liquidation process. The liquidation generated an amount of 10,692.924 FCFA.

On the chapter of liquidations, in spite of the recorded delays, the current liquidation process will be completed by mid-year 2007. For the privatization process to proceed efficiently, it is important to set up legal assistance and communication programs in order to increase the capacities and competences of the privatization commission, and to give more visibility to the remaining operations, which are expected to be completed by 2008.

With the aim of contributing to the diversification of export earnings, as well as the organization of **production and marketing** chains, the fruit terminal of Bobo-Dioulasso became functional. Moreover, specific areas have been created in Bittou and on the borders with Ghana and Mali, in order to respond to demand. In Dakola, an area for the reception of goods has been set up near the customs.

In terms of the energy sector reform, the Government has decided to improve the energy sector management, and cover the country's energy needs, as well as to reduce the cost of energy and create the best conditions for private sector participation in the development of energy infrastructures.

Concerning this sector management, the 2006 due dates could not be respected. As for the setting up of the energy sector regulatory entity, legal experts are being recruited who will develop its legal content. This regulatory entity should be ready by June 2008. The development of a National Electrification Plan (PNE) follows its course, and the last version has been submitted by the international experts working on this task. The Plan will have to take into account the multisectoral approach being developed with the support of ECOWAS and the European Union. The ongoing studies on the sector (BAD) are based on this document.

On the topic of energy supply to the country, during the year 2006, the Government has continued to provide subsidies in the amounts of 108 million FCFA for butane gas to contribute to preserving the environment, and 21,462 billion FCFA to SONABEL for fuel oil and DDO in order to extend the network to rural populations, and mitigate the impact of the rise in oil prices. The decrease in acquisition prices following trade negotiations, the suppression of the CPVI, and the reduction of the waste rate are also factors that contributed to attenuate the impact of the rise in the price of oil.

Moreover, CRCO benefited from an additional capacity of 18 MW, financed by Danish mixed loans and finalized in 2006, which contributed to increase its output. The construction of a 225 Kv transport line connecting Bobo-Dioulasso to Ouagadougou has started; the negotiation process (including contracts signature) is in progress and construction work should be completed by October 2008. In addition, the construction of the Ouagadougou 90 Kv loop is completed. The strengthening of the Komienga - Bagre - Ouagadougou transport lines is in progress, and the tender documents for the selection of a company to perform the work will be ready soon. Similarly, the electrification of the **agglomerations** located on the line as well as the tender documents are being finalized.

With regard to wood energy, year 2006 was devoted to pursuing capacity building actions in favor of the national federation of forest management groups, in terms of forest legislation and sensitizing campaigns on HIV-AIDS. Activities related to the wood energy component of the of Danish support program to Burkina Faso energy sector (Exit Phase, *PASE Oméga*) were also launched in 2006. Moreover, the formulation of the biomass component of the World Bank project "Access to energy" has been completed.

Concerning heating wood, and charcoal energy saving, 200 000 improved furnaces have been distributed in the towns of Ouagadougou, Bobo-Dioulasso and Koudougou, and training

provided to ten Ouagadougou craftsmen to manufacture of a new energy efficient type of furnace.

Concerning the telecommunications and ICT promotion sector, year 2006 saw the organization of this sector through the creation of a Ministry of Posts, Information Technology and Communications (MPTIC), the adoption of a letter of sectoral policy and an operational plan for the promotion of information and communication technologies, 2006-2010. Since January 1, 2006, the sector is open to competition.

In the transport sector, the requirements to gain access to the public carrier profession have been reviewed in order to increase the performance of the sector through the adoption of a regulatory framework. Thus, a *framework law (loi d'orientation)* to allow the transport sector to play its part in support of industrial and commercial activities is being developed (with an implementation rate estimated at 50%).

Moreover, Burkina air services have been strengthened through the resumption of the operations of the Gabonese airline company AVIREX, and the increase in ANTRAK AIR flights. In the same vein, an agreement on non double taxation on incomes from international air transport activities was signed with the Ethiopian authorities in anticipation of the resumption of ETHIOPIAN AIRLINES activities. The same agreement has been signed with Chad in anticipation of the opening of the Ouagadougou-N'Djamena connection

With regard to road safety, the need to improve urban and intra-urban traffic conditions has resulted in the development of a national policy for road safety, the implementation of two public awareness campaigns on road safety, and the strengthening of the regulatory framework on road traffic, including the introduction of helmet protection.

Pursuant to governmental instructions to improve traffic fluidity, it has been decided to temporarily suspend road controls on all trunk roads in Burkina Faso, in order to better organize them within the framework of the new road control system in progress. However, this measure (of control suspension) had **negative side effects**, as many carriers had a tendency to violate road safety regulations, in particular with regard to documents aboard a vehicle. Moreover, five **weighbridges** were acquired, three of which were installed at border posts allowing to control the flow of goods weight.

As part of the efforts to improve the performance of road sub-sector Small and Mid-Sized Enterprises (SME), three hundred and fifty private actors attended training seminars on modern management techniques and rules, thanks to a support from the second sectoral transport program.

With regard to the *reduction of factors cost*, efforts were made to control these costs. Thus, in terms of energy, prices at the pump decreased in January 2006 from 632 FCFA and 573 FCFA respectively for super 91 and gas oil, to 590 FCFA and 551 FCFA in December 2006, a reduction of 7% for super and 4% for gas oil. High prices of petroleum products prompted the government to diversify sources of supply and to look for products to substitute for fossil fuels. Thus, a study is currently being done to determine the possibilities for **biofuel** and bioelectricity development from the various types of biomass available in the Sourou and Bagré valleys.

In relation to *the water sector*, the efforts made by ONEA to supply drinking water allowed to reach a rate of accessibility of 67% during year 2006, with an average price of 540 FCFA per cubic meter including all taxes. The number of customers increased from 101 755 in 2005 to 127 326 in 2006, that is a rise of 25,12%. This rise can be explained in part by the promotional activities organized by ONEA in 2006, which made it possible to get an ONEA connection at a lower cost.

As to *telecommunications*, mobile communications tariffs fell in 2006 compared to 2005 for intra networks, inter networks, and local fixed communications, by respectively 22%, 30%, and 26%.

However, regarding SONABEL, the price per kWh in 2004 increased from 86 FCFA for a single-phase 2Wire Type B 5A low voltage connection, to 96 FCFA in 2006, which constitutes an increase of more than 11%. The total cost of the subscription has known an increase of 22.55% for the same type of connection in the same period. This indicates that efforts must be made in this area, since energy is an essential factor in the production process and companies operations.

For primary factors such as labor, the objectives in terms of reducing labor market rigidity (75% incidence) were almost achieved in 2006 (64% incidence). The sessions of the advisory commission on labor led to the adoption of implementing provisions regarding the Workers' Statute, in particular: (I) the decree concerning overtime payment and methods of remuneration; (II) the decree laying down implementing provisions regarding the 40 hours week in nonagricultural sectors, and (III) the decree on layoff conditions and procedure, and related compensations.

2.2.4. Promoting regional integration to develop a service-based economy

In order to promote Burkina Faso as a destination of first choice, the “Ouaga International” project was initiated by CCIA-BF. It is a structure whose purpose is to promote Ouagadougou international outreach, with regional institutions and large companies with regional activities choosing Burkina Faso’s capital as their headquarters. The CCIA-BF has worked on identifying technical and financial partners for this project, and invited them to visit Burkina Faso. These are : “Montreal International” and “Bretagne International”.

In year 2006, Burkina Faso has pursued actions in promotion of the country’s commercial interests. After the setting up of the AGOA at the national level and the adoption of appropriate regulatory texts, Burkina Faso has obtained the textile visa in July 2006, while the process for obtaining category 9 visa for handmade articles (traditional textiles and crafts) is in progress. Burkina Faso also took part in discussion meetings on the cotton issue with the West African Economic and Monetary Union (WAEMU) member states, and the C4 member countries (Benin, Burkina Faso, Mali and Chad). Burkina Faso representatives also attended various meetings dealing with trade issues, organized by regional organizations such as the Economic Community of West African States (ECOWAS), the African Union (AU), and the African, Caribbean and Pacific Group of States. In spite of the suspension of negotiations with WTO that occurred in July 2006, Burkina Faso continued, with the other countries member of the cotton sectoral initiative, to promote its views on the occasion of regional, sub-regional and international discussions.

With regard to Economic Partnership Agreements (APE), the negotiations between the European Union and West Africa benefit from a rigorous and regular follow-up by Burkina Faso. During year 2006, Burkina Faso took part in various negotiations, adding its voice to that of the other countries of the area to affirm the need for APE becoming a genuine development instrument for the region.

In order to promote a harmonious and accelerated integration of Burkina Faso into the global economy, the Diagnostic Trade Integration Study (EDIC) was launched on February 2, 2006 during a workshop organized to inform and sensitize the private sector about the program’s objectives and priorities. The EDIC provisional results have been reviewed during a technical workshop held on December 12, 2006.

The study on saving determinants and private investment in Burkina Faso, and the one on APE medium-term impact, could not be carried out in 2006 as envisaged, because of financial constraints. The same constraints applied for the study on export promotion through the upgrading of the various export channels (*filières*) and sectors, part of Burkina’s national strategy for export promotion. These studies will be renewed in 2007, given their importance.

2.2.5. Supporting productive sectors to improve their contribution to economic growth

In terms of *rural development and food safety*, crop year 2006/2007 was characterized by:

- late seeding operations in most areas, and many self-sowings;
- floods in several regions that caused losses in terms of areas under wheat (*surfaces emblavées*), in particular in the Sahel, Center-North, Top-Basins, *Boucle de Mouhoun*, South West, Center South and North regions;
- pockets of droughts, particularly in the Sahel, Center-North, the East, and Center-East regions;
- attacks by anti-crop pest groups in the Sahel and Center-East regions, which have been contained however.

In spite of these constraints, the crop year estimated results indicate a net surplus of 1,099.206 tons-cereals (approximately 43% of the country's needs) for a gross output of 3,858.224 tons-cereals, that is an increase of 6% compared to the previous year.

Other crops were estimated at: 750,502 tons for cotton, 211,029 tons for groundnut, 23,037 tons for sesame, 5,648 tons for soy, 429,818 tons for cowpeas 38,240 tons for earth pea (*voandzou*), 20,110 tons for yam, and 80,807 tons for potato.

In terms of meeting the needs of the population, an assessment of the situation in the various provinces shows that 23 provinces have reached or exceeded a coverage ratio of their needs of 120%; 14 provinces have rates ranging between 90% and 120%, and 8 provinces a rate lower than 90%.

The mechanism set up for food security management was used in year 2006. The National council for emergency assistance permanent secretariat (SP/CONASUR) provided assistance to the areas affected by floods in the forms of free food, food against work, food for training, cereals banks, and support to school canteens. Year 2006 saw the reconstitution of the national food safety stocks and the national intervention stock, up to 15,928.64 tons and 6,721 tons respectively.

In 2006, most markets have been adequately supplied, sign of a good crop year. Moreover, the information system on prices performed well, in particular: (I) the collection and dissemination of information on agricultural product prices concerning 48 markets, and (II) the publication of 52 weekly news bulletins, 4 quarterly reports on agricultural product prices and a statistical directory of cereal prices. In terms of the evolution of cereal price index, a rather substantial dispersion of prices during the year through the country can be observed. Compared to the previous year, we notice a fall in prices of about 35% on average.

The new food safety mechanism was operationalized in 2006 through:

- the official setting up of the National Council for Food Safety (CNSA) on April 7, 2006;
- the signature of the decree concerning the organization and operations of CNSA decentralized structures (November 2006);
- the preparation and finalization of a program for the appointment and training of CNSA decentralized structures members.

With regard to animal husbandry, there is a relative abundance of fodder resources and water, with, however, pluviometric deficits in the northern areas of the country. Prices trend in the country's cattle market showed an increase in the price of animals in 2006 compared to 2005.

The cotton sector of West Africa is going through a crisis without precedent in terms of duration and intensity, with falling prices on the world market combined, for more than three years, to an unfavorable exchange rate of the euro vs. the dollar. Because of the exhaustion of the internal

support funds for the cotton sector, producer prices have reached levels that are becoming discouraging, and cotton companies found themselves in an extremely critical position.

Burkina Faso's cotton sector can be considered, since September 2004, as a multi-operators sector, with mainly three companies (SOFITEX, SOCOMA and FASO COTTON) working in strong partnership with the cotton producers organized in 8 000 cotton producer groups (GPC), present in the whole country, and federated in the Burkina Cotton Producers National Association (UNPC-B). The two last crop years of 2004-2005 and 2005-2006 were marked by a crisis due to the fall of the dollar combined to the subsidies provided by industrialized countries to their producers. After considerable losses during these two consecutive crop years, the main cotton company net worth, SOFITEX, fell to zero.

This financial crisis of two consecutive years led to a reduction in the price paid to producers, from 10 FCFA per kg to 175 FCFA per kg in 2005/2006, and to 165 FCFA per kg in 2006/2007. This situation had drastic consequences for the producers in terms of living conditions, access to basic social services, cereals supply, and poverty reduction. In addition, the cotton companies had to defer their investment programs, with a 37% investment decrease in 2006 in Burkina Faso's agribusiness sector. The macroeconomic consequences of this crisis has generated a fall in tax revenue, and negatively impacted year 2006 national growth rate by about 0,7% in comparison to year 2005, because of a reduction in household consumption in the last quarter of year 2006. However, the cotton crisis has been solved and the prerequisites for its sustainable development are now in place.

The organization of the cotton sector was strengthened through the creation by the actors of an interprofessional association on February 26, 2006. This association gathers cotton producers national union and the cotton trade association of Burkina Faso. A certain number of measures were introduced, in particular a new mechanism to determine the price paid to producers based on a 'smoothing' fund designed to prevent the effect of the world market fluctuations and to proceed with the recapitalization of SOFITEX. The first phase of SOFITEX recapitalization was implemented with an amount of 34.4 billion FCFA, and the two cotton ginning private companies should be recapitalized by their shareholders.

In the area of microfinance, year 2006 saw the adoption of the national microfinance strategy 2006-2010 action plan, the organization of the microfinance week (October 3 to October 10, 2006), the dialogue on the financing of the microfinance national strategy with the technical and financial partners, and the recruitment of the implementation unit technical staff.

Public sensitization campaigns were also carried out (production of brochures, TV and radio, programs, information and sensitization of local authorities and the various actors on the Micro finance institutions (IMF) regulation). The fact that the Economic and Social Council devoted a session to this issue testifies to the interest for this mode of financing.

In addition, the national strategy objectives were pursued with more sector supervision activities and increased participation from regional treasury offices, and an authorizations was granted to eleven new operators. Indeed, the total number of microfinance institutions operating legally increased to 320, and 769 600 people benefited from their services, with outstanding credits worth 35 billion FCFA.

In the area of transport infrastructures, programmed measures and actions related to road, railway, airport and cartographic infrastructures were carried out, and their implementation improved the road network and ensured improved Burkina Faso's access to the ocean. In addition, the improvement of the feeder corridors contributed to reduce travel time and vehicles expenses. Several other initiatives for the development of airport and railway infrastructures were undertaken.

However, difficulties in programming measures and actions, the financial and technical capacities of some actors, and financing issues, somewhat limited the implementation of the programmed actions. With regard to road infrastructures, implementation results are :

- 14 161 km network roads have been maintained, representing a 100% rate of implementation;
 - 259 km dirt roads, for 901 Km scheduled, received routine maintenance, representing a 28.75% rate of implementation;
 - 301 km dirt roads have been rehabilitated for 1 079 km scheduled, that is a rate of 27.9%;
 - 195 km asphalt roads were reinforced;
 - 244 km of roads were asphalted, that is a 145.5% rate of implementation ;
- .
- The demarcation of the road network was pursued;
 - the building of the access road to the railroad station of Bobo-Dioulasso was started but is not completed;
 - the study for a road maintenance fund was initiated;
 - the payment procedures for the promotion of SME have been improved;
 - the study for “road maintenance contracts by level of service (GENiS)” in order to perform timely maintenance programs was completed.

Finally, the Ouagadougou international motor freight terminal (Ouagarinter) is being rehabilitated, to become more functional and better adapted to the needs of the business community. The CCIA-B has also started the construction works of the Bobo-Dioulasso international motor freight terminal, with a cost of more than 5 billion FCFA.

With regard to railway infrastructures, initiatives for the interconnection of the railroad network Burkina-Ghana were carried out, with the completion in November 2006 of the technical and economic feasibility study for the interconnection between Ouagadougou and Kumasi. In spite of the feasibility study pessimistic conclusions, the engineering bureau has pointed out to several possibilities in order to reduce infrastructure construction and equipment costs and to improve project effectiveness and carry out detailed technical studies, and develop tender documents.

On the institutional level, it should be noted that the 2006 consultation meeting, Burkina Faso/SITARAIL, contributed to reengage a productive dialogue between the government of Burkina Faso and SITARAIL Directorate-General in order to address the main unresolved issues, namely:

- the payment of the right of user to the SOPAFER-B;
- the implementation of the mediation and appraisal mission regarding the “Real levels” issue of the Burkinabé employees working with SITARAIL;
- the initiation of the review procedure and the adoption of the Single Statute of SITARAIL uniform Staff Regulations.

In the area of airport infrastructures, in year 2006, the studies concerning the new airport project were carried on, and contacts with various donors likely to support the government in the realization of the project were established. The following related activities should be mentioned:

- the launching of the air terminal and presidential pavilion architectural studies;
- the finalization of the access roads study ;
- the launching of the study on the impact on the environment and population resettlements;

- the finalization of the technical study;
- the presentation of the project at the international airports association annual conference held in Cape Town, South Africa, in November 2006. This presentation is part of resource mobilization efforts.

With an aim of facilitating harbor-related operations for the business community, harbor facilities are being built in the port of Téma. They consist of:

- a 6.000 m² metallic structure covered warehouse;
- a 5.000 m² maneuvering and storage area;
- a 1.200 m² office building on two levels.

The financing of the project phase 2 concerning the construction of a dry port (site preparation for the construction of manufacturing units) is also being negotiated with local banks.

About cartographic infrastructures, the programmed acquisitions (a cartographic production chain, and a plane for aerial photography) could not be completed. However,

- 200 geodetic network **boundary mounds** were rehabilitated;
- 400 leveling network **boundary mounds** were rehabilitated; and
- 3 city plans were produced.

In the mining sector, in order to allow the small-scale mining sub-sector to contribute efficiently to increasing production and reducing poverty, the government adopted in 2006 three implementing decrees of the new mining code, while eight other decrees remain to be adopted.

The organization of the mining sector was pursued in 2006. Thus, regarding large mines, a favorable opinion was issued by the national mining commission to grant three new extraction permits. They concern Mana (Mouhoun) and Inata (Soum) for gold, and Nantou Mining (Sanguié) for zinc.

With regard to small-scale mining, two hundred gold washers have been trained in ore processing. Moreover, in year 2006, social facilities have been built on three sites, Bagassi (Basle), Dano V3 (Ioba), Fandiora III (Comoé), in particular water drilling and water towers. In addition, forestation and pollution control actions were carried out on these gold bearing sites.

In the industrial and commercial sectors, the government efforts have focused on the consolidation of the industrial base through the rehabilitation of industrial companies which started in 2005, particularly FILSAH, JOSSIRA, GMB and FASOTEX, all promising companies. In addition, significant efforts were made in order to proceed with the transformation of Burkina Faso's cotton, and promotion missions were carried out in Morocco and Turkey to support partnerships. Activities to promote biofuel production in Burkina Faso were also performed, and year 2007 will see the implementation of production facilities to that effect.

In order to offer more space (industrial parks) to investors and particularly industrialists, the "Larger Ouaga" urban plan includes an industrial site at Zagtouli. However, no study has been undertaken to concretize this project yet.

With regard to small and medium-sized enterprises (SME), and small and medium-sized industries (SMI), the terms of reference for a study to define a support program for these enterprises in agriculture, animal husbandry, fishery, forest, and faunal resources are being determined (2006). The search for financing for this study is in progress. The invitations to tender are also in progress, under the supervision of the Faso Baara agency for the creation of a technopolis for the promotion of SME in the ZAD II area of Ouagadougou. Some actions programmed in the PAP 2006 - 2008 could be discarded to the benefit of others, in order to rationalize the various interventions. They concern:

- the establishment of a support fund for SME development, a concern which will find its solution with the reorganization of the support program for small and medium-sized companies (PAPME) that will become the National Agency for the Promotion of SME (ANP/PME);
- the creation of a risk-capital company, which is not needed because there will be duplication with the SME bank in project that will naturally include related financial mechanisms (subsidy funds, guarantee funds, risk-based capital system);
- the development of a national support program for SME/SMI development which lies within the scope of the support program for the promotion of SME/SMI in industry, **animal husbandry, fishery, forest, and faunal resources**;
- the legal provisions providing tax incentives for the acquisition of small agro-industrial units and spinning mills equipment, which will be included in the investment code under revision.

In the craft industry, the government efforts deployed in 2006 aimed at supporting the commercial promotion of artisanal products, the implementation of support projects to the craft industry, and the organization of the sector participants.

In terms of commercial promotion, the International Africa Fibers and Materials Exhibition (*Salon international des fibres et matières d'Afrique --SAFIMA*) was held in Ouagadougou in June 2006, and the Ouagadougou International Handicraft Exhibition (*Salon international de l'artisanat de Ouagadougou -SIAO*) in October-November 2006. The two exhibitions provided opportunities to meet professional purchasers and to reflect on the positioning of Africa on the world trade stage.

With regard to the sector's projects and programs, the implementation of the Burkina craft industry promotion program (PROM art-Burkina) and the artisanal textile promotion program (Profita) includes the following 2006 achievements:

- financing of craftsman initiatives for an amount of about 127,000.000 FCFA;
- training of 685 artisans, including 426 craftswomen and supervision of 50 artisanal units, part of the support provided to emerging artisanal micro-enterprises;
- providing new equipment to 53 artisanal manufacturing units (sewing machines, mills, welding machines, anvils, soap cutting machines, weaving machines, hand vices, screw clamps, shea butter presses, **spinning wheels**, baker's ovens, etc.

These two support programs to the craft industry will be completed in 2007.

With regard to the culture and tourism sectors, the main activities carried out in 2006 included: (I) strengthening synergy between culture and tourism, (II) valorizing the country's ecological **heritage**, (III) supporting and supervising the sectors' operators, (iv) setting up an international structure for tourism and promoting tourist companies access to credit, and (v) implementing a tourist development policy.

Concerning the activities achieved in 2006 to strengthen synergy between culture and tourism, an inventory of cultural sites with a tourist vocation, including 12 new inventoried sites, was carried out; the Bobo-Dioulasso SNC was organized, while studies about safeguarding and promoting cultural tourism in the villages of Koumi, Gani, and Tiébélé, part of the ST-EP (Sustainable Tourism-Eliminating Poverty) program, have been performed.

As to the activities related to valorizing Burkina's ecological **heritage**, the Pobé Mengao, Koro, Sindou camps, and the tourist relay of Gorom-Gorom were built, thus expanding the receptives park at the local level. Moreover, a study regarding the construction of the Bazoulé and Oursi ponds was done, and is part of the ST-EP program. The Arly camp project is being studied and will be implemented in collaboration with MECV.

. In terms of support activities, the technical services in charge of tourism provided daily assistance and supervision to the sector's actors, while ONTB helped insuring their participation to international tourism fairs and exhibitions. Moreover, other actions have been carried out, including hotel infrastructures census, developing professional competencies, and sensitizing hotel managers/owners on the regulatory framework. The third edition of the Ouagadougou International Tourism and Hotel Show (SITHO), November 30 to December 3, 2006, included a workshop on tourism financing, part of the activities promoting access to credit for tourism companies.

Finally, regarding the implementation of a tourism development policy, the reviving of relationships between Burkina Faso and the World Tourism Organization (WTO) made it possible to prepare a master plan for tourism development. In addition, a WTO regional conference has been organized on November 3, 2006, in Ouagadougou on the topic "tourism and the crafts industry for development", with 173 participants from 23 countries.

In order to *promote an off-shore economy*, the Government has organized a symposium in 2006 on migrations, with substantial participation of the Burkinabé Diaspora, an important actor in the transfers of money and material goods, and contributor to national GDP. Moreover, the guidelines for the development of a national policy on migration were formalized. Within this framework, nine studies on various dimensions of migration as they relate to Burkina Faso were carried out and the results disseminated.

2.3. Implementation status of axis 2: Improving poor people access to basic social services and social protection

2.3.1. Access to education services by the poor

In year 2006, the government started preparing the education system reform. The first education reform draft document was made available in May 2006, and has been widely disseminated at the decentralized level. The reform process will include in particular the extension of basic education to the first cycle of secondary education, in accordance with the directive law (*loi d'orientation*) on education, which stipulates that basic education concerns children from age three to sixteen. The new directive law was submitted to the educational community. The government has also adopted a Medium Term Expenditure Framework -CDMT Education (2006-2008)- to better sector allocations with the PRSP priorities. The preparation of a specific MTEF for the Ministry of Secondary and Higher Education, and Scientific Research (MESSRS) is in progress. The consolidated sectoral MTEF for the whole sector including primary, secondary and tertiary education will be designed only after the adoption of the two sub-sectoral CDMTs.

With regard to artistic education and national book policy, it is worth noticing a renewed general interest for artistic awakening in primary and secondary schools, particularly for music, dance, theater and poetry.

Thus, during year 2006, in addition to the hundred CNAA apprentices, more than 20 young people have been trained in artistic professions, and more than 40 schools benefited from initiation sessions to these professions during school holidays. In addition, 78 people (students, professionals, etc) were trained in various artistic professions (music, dance), and 137 children, boys and girls, took part in artistic holidays aiming to contribute to children's awakening and education.

Finally, in terms of book promotion, year 2006 saw the effective organization of the 6th edition of the Ouagadougou international book fair (FILO), from November 23 to 28, with 60 exhibitors in various book professions: editors, booksellers, documentalists, authors, librarians.

At the preschooling level, the preschooling rate, though low, is in constant evolution, from 1.34% in 2005 to 1.45% in 2006. As for the preschooling, non-formal structures called “Bisongo”, they are in constant demand by the communities. The number of “Bisongos” was 48 in 2005 and increased to 59 in 2006, and the number of provinces with “Bisongos”, from 9 to 14 for the same period. New texts regulating the opening and operation of these structures were finalized. They are:

- decree concerning the creation, composition, attribution and operation of the commission granting authorizations to open day-care centers;
- decree regulating day-care center;
- decree concerning the creation, organization and operation of day-care centers, and preschooling education;
- decree concerning the creation, organization and operation of a permanent committee on preschooling education;
- decree concerning the creation, composition, attributions and operation of the committee granting authorizations to teach in and manage day-care centers and other purveyors of preschooling education.

With regard to basic education, the main purpose is to implement the axes presented in the Basic Education Ten-Year Development Plan (PDDEB). These axes concern the financing of basic education, improving access to formal education, improving the quality of formal education, improving access to nonformal education, improving the quality of nonformal education, and management capacity building.

In terms of basic education financing, the sector budget increased by 8.7%, primarily because the operational budget increased by 24% compared to 2005. It accounted for 15.03% of the total budget for a forecast of 14.5%. For improved effectiveness in management, a special account (CAST) was set up for basic education.

Primary education statistics from the 2006/2007 statistical directory, indicate an improvement in the reception capacities of the primary education system. In term of infrastructures, 2 481 new classes were built for a forecast of 2 062 classes and of 298 new schools were opened, which necessitated the recruitment of 2 328 teachers (for a forecast of 3 000) in 2006, indicating a deficit in terms of teachers with a higher student-to-teacher ratio of 54 in 2006 against 52 in 2005. In order to respect student-to- teacher ratio as envisioned, approximately 1,542.662 textbooks including 640 952 calculus textbooks and 901 710 reading textbooks were distributed.

These efforts allowed an increase in school enrolment in 2006 (from 1 390.571 children in 2005/2006 to 1 561.258 in 2006/2007, including 44.8% girls) with a CP1 enrolment increase of 12.3%. This CP1 enrolment increase resulted in 7.6 points increase in gross school admission ratio (TBA), which reaches 78.3%, against 70.7% in 2005, because of the strong variation in girls enrolment (TBA increase of +8.3 points compared to 2005).

The increase in school enrolment induced a Gross School Enrolment Ratio (TBS) of 66.6% in 2006/2007 against 60.7% in 2005/2006, representing a rise of 5.9 points, with however enormous disparities between regions (43.6% in the Sahel against 99.7% in the Center). Girls enrolment rate has reached 61.2% in 2006, against 55% in 2005.

In the same way, the rate of completion increased by 2.3 points, and reached 36.4% in 2006. Inequalities in terms of gender were slightly reduced, with an increase in gender parity index of 0.84.

In the priority provinces, TBS increased by 5.6 points to reach 52.3% in 2006, and the girls rate by 5.8 points over the same period, to reach 47.3%. As for TBA, it has increased by 5.1 points to reach 65.1% (60.8% for girls).

In general, these results were reached thanks to sensitizing efforts and various complementary measures carried out within the PDDEB (meeting the cost of parents contributions for girls, providing a minimum of school books (*cartable minimum*), school funds, food rations, grants for textbooks, etc). The educational system effectiveness improvement indicators (increase in promotion rates, and decrease in repeating classes and dropping out rates) will increase the current TBS level over the next years.

With regard to the finalization of PDDEB phase II, a work committee set up by decree N°2006-0008/MEBA/CAB (July 21, 2006) prepared phase I assessment report and a framework note (*note de cadrage*) for the preparation of phase II, which were approved by the Council of Ministers of January 12, 2007. The first draft of phase II is being finalized.

With regard to post-primary education, the measures and actions taken have concerned the expansion of educational offer, improvements in teaching quality and effectiveness, and institutional capacities.

With regard to educational offer, expectations were not met in year 2005-2006. Indeed, four CEG for a forecast of fifteen were completed, sixteen classrooms for twenty forecasted were standardized, and seven schools were rehabilitated for a forecast of three. The weak performance recorded in the implementation of the CEG is explained by the fact that project Education V whose purpose was to implement ten CEG has not started. In addition to the government, efforts by communities and NGOs such as *Plan Burkina*, *Ile de Paix*, *Bornefonden* and *ADRA-FILSY* contributed to the implementation of 15 CEG, all of them opened their door at the start of school year 2006-2007, and at the same time to an increase of secondary education admission capacities. As for technical education, the project to build a technical training and further education center could not be completed because of a non-satisfactory implementation evaluation. However, a larger program for the development of technical education and vocational training whose financing agreement has been signed is about to be implemented. Lastly, concerning higher education, an amphitheatre with 500 seats, located in Bobo-Dioulasso, is completed, and will be opened for academic year 2006-2007. The government has also been able to open the University of Koudougou (UK), but the University of Ouahigouya could not be opened in 2006, and will be ready for next academic year 2007/2008, at the same time as the University of Fada Gourma.

In terms of improvement of the quality and effectiveness of post-primary education, the cost of laboratories and technical schools equipment was met, which contributed to the optimal functioning of the country's publicly-owned secondary education schools.

On the institutional level, the halls of residence construction project in Ouagadougou, has not been satisfactory, as it should have started in 2006 but will only begin in 2007. The construction of the three MESSRS regional directions could not be completed, due to delayed start of the post-primary education project II. The education projects have experienced a difficult implementation because of the many delays in the execution of the Education Project IV/BAD. With regard to project Education V, the resources which were allocated to this project were not spent because implementation didn't start according to the schedule of activities.

Harmonizing the "Education" sectoral approach with decentralization is being considered, as it will contribute to fostering ownership among all those involved in the implementation of the ten-year basic education development plan. Thus, ownership and accountability principles will have to be stressed.

With regard to secondary education, the reform process of the education system has significantly moved forward, thanks to the dialogue initiated between the government and the main partners. In the same way, a national meeting took place in January 2007 to deal with the education system legal framework. The draft of the document titled "reform of the Burkina Faso education system" as well as the new education direction law (*loi d'orientation de l'éducation*) are currently being

reviewed by the education community. The system that is described in it extends basic education to secondary education first cycle.

Concerning the formulation of a national policy on teaching, technical and vocational training, the terms of reference and the framework note (*note de cadrage*) were prepared and adopted by the coordinating committee. The policy document will be available as of September 2007.

According to the 2006 QUIBB survey, education indicators continue to improve, particularly with regard to school access time and the literacy rate of students older than 15 years.

Overall, indicators of physical accessibility show improving trends between 2005 and 2006; with +1.9 points for primary education and +4.05 points for secondary education, even if these efforts made must be sustained in urban areas for primary education (- 3 points) and in rural areas for secondary education(- 11.4 points).

Indeed, in 2006, 67.8% of households live less than 30 minutes from a primary school, against 65.9% in 2005. With regard to secondary schools, statistics show 25.2% and 21.2%, respectively for 2006 and 2005. Physical accessibility to primary schools improved in seven areas out of thirteen. Improvements are more perceptible in 2006 in the following regions: *Boucle du Mouhoun* (+2.8 points), *Sahel* (+0.99 point), *Center North* (+11.39 points), *Plateau Central* (+1.72 points), *North* (+17.41 points), *Center East* (+10.93 points), and *Cascades* (+7.86 points).

The literacy rate has reached 28.3% (36.7% for men and 21% for women) in 2006, that is an increase of 4.7 points compared to year 2005. The rate has improved by 4.7 points in rural areas and 3.7 in urban areas, reaching respectively 19.2% and 62.9% in 2006. Two regions, *Center North* and *Center South* recorded a decrease in literacy rate (respectively 16.6% and 15.9% in 2006, compared to 18.7% and 16% in 2005). Progress is more important in the *East* (+10.9 points) and *South West* regions (+6.5 points), which recorded literacy rates of 28.5% and 18.1% respectively.

2.3.2. Access to health and nutrition services by the poor - Fight against HIV/AIDS

The implementation of the programmed activities in 2006 was done in accordance with the eight PNDS intermediate objectives: (I) to increase national medical cover; (II) to improve the quality and use of health services; (III) to support the fight against transmissible and nontransmissible diseases; (iv) to reduce the transmission of the HIV; (v) to develop human resources in health; (VI) to improve the public's financial access to health services; (vii) to increase health sector financing; and (viii) to strengthen the institutional capacities of the Ministry of Health.

With regard to increasing national medical cover in 2006, five complete CSPS were built and 20 others were equipped in positive drillings. As to the standardization of incomplete infrastructures, 20 dispensaries, 13 maternities, 23 MEG storehouses, 40 houses and 21 drillings were built. Six centers for young people at Ziniaré, Gaoua, Pô, Boulsa, Tenkodogo and Batié were built, and numerous infrastructures were rehabilitated or strengthened. To these achievements in terms of infrastructures were added capacity building in terms of human resources, with the training of 19 doctors in essential surgery, and 17 doctors in district management. In terms of supervision, twenty doctors were supervised in essential surgery and 16 in district management.

The results of the 2006 QUIBB survey show that the indicators of physical accessibility have generally deteriorated in 2006, compared to 2005. Thus, 38% of households are located less than half an hour from the nearest health center, against 39.5% in 2003. The situation has deteriorated more in urban areas (- 3,5 points) than in rural settings (- 1 point), at 29.6% and 69.3% respectively. In seven areas out of the thirteen, accessibility to health centers has deteriorated compared to 2005, and more in the *Cascades* (- 13.8 points), the *Center South* (- 13.6 points) and the *Hauts bassins* (13.2 points). The best performance was recorded in the *North* where indicators increased by 11.3 points to reach 49% in 2006

The use of health services has also improved with the reduction of the childbirth at home practice (-3.1 points) compared to 2005, in rural (- 3,3 points), and urban areas (- 3.1 points). Only 41.8% childbirth took place at home in 2006 against 44.9% in 2005. The rate of childbirth at home remains very high in the Sahel (77.6%), the South West (68.7%) and Center West (53.2%) areas. In the *Hauts bassins*, East, Center West and Cascades regions, indicators deteriorated respectively by 9.5 points, 15.7 points, 5.8 points and 5 points.

With regard to the efforts to improve health services quality, the reference centers were strengthened, the structures supplied in drugs and consumables, and support for emergency care in hospitals continues. In addition, hospital pharmacy regulatory texts and the dissemination of the 2006 national drugs (authorized in Burkina Faso) nomenclature, are being finalized.

In order for urban medical districts and those in the CHR to become more operational, administrative texts and directives have been formulated. Moreover, a minimum package of community-based integrated activities has been defined.

The opening of the new “*formations sanitaires*” (health formations) requires more staff since CSPSs do not always respect the minimum standards in terms of staff. CSPSs standardization rate is 77.05% in 2005 against 75.85% in 2004 and 76.80% in 2003 (the 2006 rate is not available yet). The break rate for the 45 essential products for CAMEG is 0.74% in 2006 against 2.96% in 2005 and 1.63% in 2004. This good performance is due to an improved estimate for stock orders by CAMEG.

With regard to strengthening the fight against diseases, the various priority programs have been satisfactorily implemented. Regarding the PEV (*Programme élargi de vaccination*) immunization program, vaccine coverage has shown considerable progress for all the antigens in the past three years. Since 2004, the BCG vaccine rate has always been higher than 100%. The rate for the measles vaccine (VAR) increased, from 84% in 2005 to 88% in 2006, an increase of 4 points. As for the anti amaril vaccine (VAA), the coverage increased by 12 points, from 84.09% in 2005 to 88% in 2006. The achievements of the anti tetanus vaccine (VAT2) and the polio oral vaccine (VPO3) are also satisfactory. In year 2006, a new vaccine combined to DTC has been introduced, and is called DTC-Hep-Hb (pentavalent3); with a rate, for the first year it is used, of 95% for an objective of 85%.

In relation to the fight against tuberculosis, the combined efforts of the various partners made it possible to obtain good results in 2006, with a 25.26% rate of detection against 21.61% in 2005, a 63.8% rate of cure against 60.6% in 2005, and a rate of success in treatment of 69.7% against 67.1% in 2005. For dracunculosis or “Guinea Worm”, five cases were detected in 2006, that is an 83% decrease compared to 2005, thanks in particular to the efforts by the population and health structures for program ownership.

With regard to the fight against leprosy and malaria, many financial difficulties prevented the implementation of the activities (40.71% rate of implementation for the activities related to leprosy and 23.5% to malaria). However, two major activities were carried out concerning malaria: the supply of some districts and CHR with impregnated mosquito nets (352 100 nets) and 3 500.000 sulfadoxine-pyrimethamine tablets were made available in all the districts for malaria prevention among pregnant women.

In terms of epidemiologic monitoring, the regular follow-up of the diseases with epidemic potential trends allowed at the time of the implementation of the 2006 action plan, to detect and fight against meningitis epidemics in 34 health districts in 11 health regions. On the whole, regarding diseases with epidemic potential, a reduction of the lethality rate has been observed. Meningitis recorded 8.5% in 2006 against 21% in 2005; measles 0.57% against 2%. As for yellow fever, it did cause any death in 2006.

With regard to reproductive health, programs and strategies have been developed, particularly the 2006-2010 PTME program, the youth health intervention plan, the action plan to fight tobacco use among young people, the roadmap for the reduction of maternal and neonatal mortality, the

subsidy strategy for childbirth, SONU, and the guide and management tools (SIGL) for SR products. The result of the efforts to ensure a good geographic coverage of the prevention of mother-to-child HIV transmission (PTME) national program, is that 45 districts were covered. As to the strategy for medical care services in relation to children diseases (PCIME), 34 districts on 55 were covered. The effective implementation of the subsidy strategy for childbirth and the SOU; the Sore-Dioulasso, Fada Gourma CHU/CHR capacity building efforts to treat obstetrical fistula, and the existence of a national and regional pool of trainers (in PF/SIGL, PTME, Teenagers Health, PCIME), are all achievements worth mentioning.

With regard to the fight against HIV-AIDS in 2006, the government revised the first strategic framework for the fight against HIV-AIDS and STI (2001-2005). Thus, year 2006 was a transition period primarily devoted to advocacy actions for resource mobilization to finance the 2006-2010 CSLS, as well as to the improvement of the institutional and organizational framework for the fight against HIV-AIDS and STI, to review reference documents, and to implement the national communication strategy.

Most measures and actions envisaged in 2006 were taken into account in the ongoing process, and considered as priority components in the 2006-2010 CSLS implementation.

The general assessment shows satisfactory results, given that the recommendations of the CNLS-IST fifth session were taken into account, to a certain extent.

i) *With regard to improving HIV/AIDS and STI transmission prevention and the promotion of voluntary tracking*, the measures and actions taken made it possible to extend PTME to 45 districts. Thus, 98 358 women have received advice with a rate of adhesion to tracking that increased from 47.8% in 2005 to 49.2% in 2006. Only 4.7% tested women partners agreed to take a tracking test, and their number seems to drop compared to 2005 (5.13%). Among HIV positive women having given birth, 81% mother-child couples received a complete ARV treatment to reduce HIV transmission from mother to child, against 70,73% in 2005.

With regard to the voluntary tracking council (CDV) within the health and community structures, the promotion of CDV was done through CDV sites established as independent and autonomous sites, integrated in the health formations (*formations sanitaires*), or the mobile sites. The total number of CDV increased from 51 in 2004 to 93 in 2005, and to 116 in 2006, spread in 37 health districts, representing a coverage rate of 67.23%. Approximately 83 centers are integrated in the health formations against 33 autonomous tracking centers managed by associations, which represents 28% of total sites. The availability of reagents and consumables was assured in terms of quantity and blood transfusion standards. Thus, 100% of transfusion bags were tested seronegative, for HIV, syphilis, hepatitis B and C, and 15 313 pockets were collected in 2006, more than the expected 15 000.

With regard to prevention, 20 699.976 male condoms and 73 692 female condoms were sold, of which 3% and 5%, respectively, were distributed at the national level. A pool of trainers in infections prevention in the work environment was set up. Training of trainers on AELB prevention was carried out; 3 million people were reached by sensitizing meetings, and at least 5 000 villages and 8 500 people were trained. Programs targeting vulnerable and/or specific groups reached more than 650 000 people, 273 146 young people from the expected 105 000, and 327 445 women from the expected 28 000, as well as 53 406 handicapped from the expected 4 000.

With regard to strengthening training on the fight against HIV/AIDS and STI in the education sector and vocational training schools, programs have been developed within the framework of MAGPIE. These programs will be used for the two ministries in charge of education (MEBA and MESSRS) and the Ministry for Health.

II) *With regard to providing medical care to PVVIH*, (People living with HIV/AIDS) the number of medical structures providing ARV treatments increased by about 40.9% in comparison to year 2005, to reach 62% in 2006. There were 13 616 PVVIH in the active file at the end of 2005 with 8136 patients under ARV treatment; that number increased to 30 113 with 12 842 patients under

ARV at the end of December 2006, including 534 children (82% ratio). People living with HIV and under ARV treatment account for 42.6% of the total active file. The World Fund and TAP ensure the treatment of 41.69% of patients under ARV. The number of laboratories with a CD4 meter increased from 5 in 2004 to 22 in 2006, an increase of 77,27%.

Finally, year 2006 recorded a strong involvement at the community and association levels; which contributed to strengthening the support brought to the PVVIH in the form of income generating activities (AGR), school fees, supply for OEV, supply of milk and food, etc. In particular, the number of people having been taken care of is rather remarkable:

- 132 people by the Ministry of Health;
- 20.256 PVVIH treated by the community sector;
- more than 45 000 various community support for PVVIH.

In spite of these remarkable efforts, the PVVIH context is characterized by limited resources in time and space. Indeed, most initiatives will end in 2007, which does not allow to ensure a all PVVIH coverage in need of treatment. Thus, the government will have to pursue advocacy efforts with technical and financial partners to ensure financing the treatment over the long term.

III) With regard to strengthening partnerships, mobilizing resources and coordinating their allocation, and expanding access to health care, other partners are expected to join in 2007, such as the Clinton Foundation and UNITAID with 1500 new pediatric treatments, AXIOS for HIV1 and HIV2 tests, and the World Bank with its Support Program to the Health Sector and the Fight against HIV/AIDS.

Multisectoral coordination required, among others, the organization of a workshop on the issue of integrated CDV, the homologation of the reagents used for tracking AIDS in Burkina Faso, the finalization of the research protocol on the harmonization of medical PEC by ARV, the organization of two discussion meetings with traditional medicine practitioners in Ouagadougou and Sore-Dioulasso, the promulgation on January 23, 2006 (decree n°2006-011/PRES) of the December 21, 2005 Law on reproductive health in Burkina Faso. This law defines among others the rights and duties with regard to reproductive safety.

Efforts were carried out to strengthen the organizational and institutional capacities of the structures involved in the fight against HIV/AIDS and STI, in terms of equipment, materials and other means of operation. The setting up of the new coordination mechanism required the development of new sectoral structures, the strengthening of operational capacities, the training in planning, monitoring/evaluation in the sectors of intervention, the setting up of several frameworks for dialogue with and orientation of the main actors, the implementation of technical support missions with the sectoral coordination structures, the development of provincial action plans in the 45 provinces by the CPLS, and the setting up of two SP/CNLS-IST regional branches.

The multisectoral coordination of the actors and partners in the fight against HIV/AIDS and STI was strengthened through the ongoing creation of new structures, the organization of brainstorming meetings on specific subjects, the setting up of the national monitoring/evaluation system, and the coordination of the different projects and programs dealing with the fight against HIV/AIDS and STI on various levels.

Advocacy actions carried out at the national and international levels bore fruit, with 22.9 billion FCFA mobilized in 2006 against 21.6 billion FCFA in 2005 (15%). The estimated total budget for PNM 2006 implementation was mobilized entirely. Cumulated expenditures amount to 20.3 billion FCFA in 2006, against 17.8 billion FCFA in 2005. The absorption rate is 88.5% in 2006 against 82.3% in 2005. The number of partners involved has increased with the involvement of ten international NGOs, and bilateral partners. Thus, on 68 key partners, only 6 don't carry out specific interventions in relation to the fight against HIV/AIDS and STI.

iv) *The continuation of epidemic monitoring, as well as monitoring and evaluation and research promotion* resulted in: (I) sentinel notification of cases in the three national hospitals, the nine CHR, and the Ouagadougou CTA, (II) training of 40 agents in 2006 on AIDS cases sentinel notification, (III) the supply of sentinel notification cards for AIDS cases to 3 CHU, 9 CHR, and the Ouagadougou CTA. The monitoring of the epidemic was provided in 13 sentinel sites, including 43 health formations (*formations sanitaires*), since October 2005, which became a routine activity for these structures, using the second generation monitoring protocol. In the course of year 2006, supervision of these activities were carried out by *CMLS/Santé* in collaboration with SP/CNLS-IST and the results of the serosurveillance (of 2006) will be made available in the beginning of year 2007.

With regard to human resources development in health, the government budget allowed to recruit 1038 agents (all categories) in 2006 against 788 and 927 in 2005 and 2004 respectively. These agents are firstly affected in the health formations (*formations sanitaires*) of first level. On the 1038 agents for year 2006, 727 of them were recruited on direct contest and 311 on 'new measures'.

In terms of the population's financial access to health services, in addition to the rights and advantages acquired (free preventive care for pregnant women and children from 0 to 5 years old, mechanisms to share disease risks, and subsidies for childbirth and obstetrics emergency care), 6 DRS, 16 districts, DGHSP and 15 care private structures were controlled by the Health Services General Inspection (IGSS) to ensure that related measures are properly applied.

With regard to increasing the health sector financing, efforts were made for a better control of the sector financing needs through the development of a health financing policy and the updating of the 2006 -2010 and 2007-2010 health CDMT. In 2006, budget appropriations within the ministry of health reached 12.3% against a forecast of 11%. Moreover, the sector continues to benefit from the resources resulting from debt relief.

With regard to institutional capacity building, in 2006, the Ministry of Health prepared a 2006-2010 PNDS implementation plan, as well as several planning tools. The document regarding the requirements for NGO/Associations to intervene in the health sector was validated. Moreover, human and institutional capacity building activities of several "directions" are carried on (EPD, DAF, DRH and DGHSP).

Children nutrition indicators according to the 2006 QUIBB survey show a favorable evolution with regard to growth retardation (-15.4 points) and ponderal insufficiency (- 14.4 points), and an unfavorable evolution for wasting (+0.9 point).

Indicators relating to **growth retardation** indicate that 35.9% of children (against 51.3% in 2005) are too small for their age. Their evolution is favorable in all regions except in the Center North and the Center, where the indicator has degraded compared to 2005, from 1.8 and 2.5 points respectively, to reach 39.1% and 30.2% in 2006.

Indicators relating to ponderal insufficiency are in the same trend as those of. In 2006, 31.7% of children (against 46.1% in 2005) were found too thin for their age. Improvement of ponderal insufficiency is found in all regions except in the East (46.8% against 42.3% in 2005) and in Cascades (46.3% against 30% in 2005).

Indicators relating to **wasting** (children ratio weight/size), an improvement in urban settings (-0.9 point) is noticeable against a deterioration in rural areas (+1.8 points). Only four regions record an improvement of indicators: The Sahel (- 23.85 points), Center North (- 12.46 points), North (- 8.23 points) and Center South (- 0.97 point)

2.3.3. Access to drinking water and sanitation by the poor

With regard to drinking water, the inventory of AEPA achievements carried out in 2005 made it possible to build a base year reference frame for all the stakeholders' practices and interventions,

which in turn allowed enacting standards, criteria, and indicators to support strategic planning, design, monitoring and evaluation. The inventory enumerated approximately 48 000 modern water points and 472 AEPS. It also established new access rates for rural and urban areas, and defined the objectives to be reached by PN-AEPA up to year 2015. These results made it possible to develop and adopt the AEPA (PN-AEPA) national program, which, today, is the instrument through which Burkina Faso seeks to reach the Millennium Development Goals (MDG) in the AEPA sector. The investment program development process for 2015 came to completion with its adoption by the Council of Ministers on December, 18, 2006.

The program management tools are the following: an institutional arrangement based on the existing structures and that strengthens them, in order to ensure, on the one hand, program ownership by government agencies within the framework of their governing powers (*missions régaliennes*), and, on the other hand, the assertion of the local authorities, private sector and civil society roles. An implementation manual, as well as monitoring and evaluation tools are being developed. The principle of a common basket fund (*panier commun*) within the framework of the program budget approach is being considered by the government.

In the course of year 2006, approximately 801 new water wells were drilled, 38 rehabilitated, and 33 AEPS developed, through various projects and programs. These achievements remain however well below initial forecasts, with implementation rates of 72.4%, 47.2%, and 46.9%, respectively for drillings, rehabilitations, and AEPS. The rate of access to drinking water has only slightly improved to reach 75% in urban areas and 62% in rural settings in 2006, against respectively 74% and 60% in 2005, according to the inventory carried out that year.

Moreover, the beneficiaries involvement in the infrastructures implementation and management process through their management committee, materialized in the creation of 801 CPEs this year. Moreover, in 2006, the national AEPA program was completed. It includes four components: (I) supply to urban areas; (II) supply to rural areas; (III) sanitation in urban areas; (iv) sanitation in rural areas. In addition, the policy document regarding the sanitation component is being validated. For both the national AEPA program and the policy document, a framework for dialogue with NGOs and associations involved in the AEPA (CCEPA) field, allowed 24 NGOs and associations to participate actively in the development process. It should also be mentioned that private operators were involved in the management of AEP services in the *Hauts-Bassins*, Center North, and *Plateau Central*.

With regard to drinking water, indicators show different evolutions between 2005 and 2006, according to the 2006 QUIBB survey. Indeed, 74.3% of households use a source of drinking water against 74% in 2005. If the proportion of households using a source of drinking water improved in urban settings (91.8% against 89.8% in 2005), the situation seems to have stabilized in rural areas, 69.7% in 2005 and 2006. At the regional level, six regions recorded an unfavorable evolution between 2005 and 2006. They are: *Hauts bassins* (-2.04 points), *Boule du Mouhoun* (-15 points), East (region) (-18.1 points), Center West (-1.9 points), Centre East (-4.7 points), and Cascades (-5.5 points). A particular attention should be given to the *Boule du Mouhoun* and the *Hauts bassins* regions, where 60% and 40% of the households still don't have access to a source of drinking water in 2006, and use primarily water from ordinary wells. This situation is serious all the more because these two regions are the main cotton production areas, and are the most populated in the country with the Center region. Another specific region is the South West where 13.1% of households use water from dams and rivers for drinking water.

Similarly, access indicators have deteriorated overall with only 88% of households spending less than half an hour to reach the nearest water source, against 88.8% in 2005. The deterioration of access indicators is more important in the East (- 10.5 points) and Center West (- 5.5 points) regions, with access rates respectively of 82.3% and 77%%, against 92.8% and 82.5% in 2005.

With regard to sanitation, a national sanitation policy and strategy document is being finalized (technical committee of February 14, 2007). A draft action plan is also available. The action plans concerning the other actors (the Ministry of the Environment and Human Environment, and the

communes) will be coordinated by the ministry in charge of the environment following the adoption of the global strategy. However, the major constraints facing the sector remain the lack of human resources, including for the companies involved.

According to the results of the QUIBB 2006 survey, more than half households (56.6%) use "nature's bathroom". Although decreasing in relation to 2005 (63.5%), this indicator remains high, particularly in rural areas (70.4% in 2006). However it has been decreasing more in rural areas (- 8 points) than in urban settings (- 2 points).

At the regional level, the proportion of households using "nature's bathroom" has been decreasing in general, except for the East region with 83.7% households in 2006 against 72.2% in 2005, a reduction of 11.5 points

2.3.4 Improving living conditions for the poor : Housing and the fight against pollution

With regard to housing and urbanization, measures and actions taken were related to planning, regulation, development, housing, cities construction and modernization.

In the area of urban planning and regulation, the **planning and construction code** was adopted by the National Assembly on May 18, 2006, and promulgated on June 28, 2006, by the President of Burkina Faso, thus opening a new era in terms of efficient urban management in our country. Four new urban planning master development plans (SDAU) are being developed in Dano, Garango, Gorom-Gorom, and Boussé.

With regard to urban development, the main activities in 2006 have concerned:

- the creation of allotment sites in eight localities (Titao, Absouya, Sangha, Nagréongo, Dialgaye, Safané, Zégnédougou, Lankoué) with 5 584 plots for a total cost of 129.026.570 FCFA;
- the development of a relay (*relais/cité*) in Basséko, in the Ouagadougou commune, with 2000 fully serviced plots for a cost of about 1.5 billion FCFA
- the development of fully serviced plots (*parcelles viabilisées*) by SONATUR, with 1 000 plots in Boussé and Sore-Dioulasso, 1 500 in Ouahigouya, 2 000 in Saaba, 2000 in Ouaga, 750 in Garango, for a total cost of 4.2 billion FCFA;
- the development of building plots for the improvement of the populations' living conditions.

Sanitation efforts with regard to plots previously prepared, allowed the resurfacing of 32 Km of roads in inhabited areas (mainly in Ouagadougou), at a cost of approximately 150,000.000 FCFA.

With regard to housing, the financing tools for a vigorous housing policy were strengthened and consolidated through the creation of the housing bank -*Banque de l'habitat du Burkina Faso* (BHBf) in July 2006. The Cities Management Center (CEGECI) started a **low cost dwelling** construction program, but is mainly involved in social housing development, with a test operation planned in the Ouagadougou commune (sector 19), on a site with 144 dwelling plots. These actions are accompanied by a construction and animation program of specialized housing centers, whose animation component focuses on remedial work and training of **out-of-school youth** from age 12 to 16.

Three centers were built in 2006, in Kamboinsé, Zagtoui and Tanghin-Dassouri, and 140 learners in **structural steel**, carpentry, and building construction were involved in the works. Two other centers are envisaged for 2007 in the Sore-Dioulasso region.

With regard to our cities construction and modernization, modernization efforts materialized by the development of large **community facilities**, undeniably improving the quality of our large cities urban landscape. These efforts include:

- the construction of a National Heroes Memorial, with provisional acceptance of works scheduled for July 2007. This remarkable monument will be enhanced by the development of its immediate surroundings, called *Place de l'Afrique*, whose architectural plan has already been developed, and whose construction should be completed in the course of year 2007;
- the construction of the Martyrs' Memorial (40% completed);
- the construction of the Ouaga 2000 Sports Hall whose carcassing work is entirely completed.

With regard to housing, the indicators provided by the QUIBB 2006 survey show a general improvement in the quality of household's housing in all regions. However, a deterioration of housing quality mainly in the Center and *Hauts Bassins* regions is evident. This deterioration concerns: roofing (- 2.7 points and -2.2 points respectively), walls (- 9.5 points and -4.2 points) and lighting (- 1.5 points and +2.2 points). This degradation could be explained by high urbanization in these areas, with the two main urban centers of the country.

With regard to the fight against pollution and improvement of the living environment, the main activities implemented in 2006 included:

- the commission of two waste burial facilities in Ouagadougou and Bobo-Dioulasso;
- the fight against plastic hazard with the construction of waste storage facilities in the Bobo-Dioulasso and Ouagadougou districts, and the regions principal towns ;
- the launch of the Ouagadougou air sampling and analysis campaign, part of the « initiative on air quality in sub-Saharan Africa »;
- the training of regional forestry departments agents to familiarize them with qualifying environmental themes;
- **the development** of an action plan for the reduction of substances that deplete the ozone layer, and the effective implementation of an environmental inspection for educational purposes by sworn inspectors in the two Ouagadougou gas stations, in order for them to get acquainted with methods and inspection tools used in the case of **dangerous and nuisance-causing establishments (EDII)**;
- the promotion of eco-citizenship in schools and through information, education and communication activities targeting the general population, and through the development and dissemination of messages via the media..

In order to mitigate negative impacts of human activity on nature, the government made environmental evaluations one of its main concerns through the following activities, undertaken in 2006:

- the development of 8 technical guides for environmental evaluation, and the definition of guidelines for the development of environmental safeguard policies for Burkina Faso;
- the analysis of the impacts on the environment of projects and programs, and the follow-up of environmental and social management plans (PGES);
- the adoption of a decree concerning the creation of a technical committee on environmental evaluations (COTEVE) and the launch of the committee's activities.

With regard to legal, regulatory and institutional aspects, the actions taken to improve the living environment are the following :

- adoption by the government of a National Environment Policy (PNE), and validation of the Environmental Plan for Sustainable Development (PEDD);
- adoption of the decree n°2006-232/PRES/PM/MECV/MFB/MJ/MATD of May 30, 2006, defining the infringements of the environment code in Burkina Faso;

- adoption of the decree n°2006-347/PRES/PM/MECV/MCPEA/MATD/MCE/MFB of July 17, 2006, classifying the dangerous, unsanitary and nuisance-causing establishments in Burkina Faso;
- adoption of the decree N° 2006-222/PRES/PM//MFB/MECV/MATD/MCPEA/MS of May 19, 2006, fixing the rates of the single tax and the annual fee perceived on scheduled establishments;
- adoption of the law n° 005-2006/AN, of March 17, 2006, regarding safety policy for biotechnology in Burkina Faso

Other major challenges with regard to sanitation and the living environment are:

- reduction of pollution by ozone depleting chemical substances, the Persistent Organic Pollutants (POPs), dangerous chemicals, waste oils, waste water, and plastic waste;
- environmental inspection of dangerous, unsanitary and nuisance-causing establishments (EDII), and the promotion of regulations to reduce industrial pollution;
- reforestation and the fight against industrial pollution particularly in the gold bearing sites of Bagassi (Basle), Dano V3 (Ioba), Fandiora III (Comoé); and
- promotion of landscape design.

The growing adhesion of Burkinabé citizens to the concept of **eco-citizenship** will significantly help change people's behaviors, particularly households and youth with regard to waste management, as well as to improve hygiene in urban areas, schools, and work places.

2.3.4. Social protection for the poor

The approach with regard to social protection aims at reducing the obstacles faced by underprivileged and/or vulnerable groups to effectively participate in the development process, and is resolutely "in rupture" with the traditional notion of the welfare state, by stressing promotional and participatory social action. Moreover, social protection also refers to the improvement of working conditions.

*With regard to the promotion and protection of children and teenagers, educational counseling and monitoring of children in particularly difficult circumstances has been pursued. Approximately 1000 children and young people in difficulty are regularly monitored through the outreach education program *Action éducative en milieu ouvert* (AEMO) in the ten main cities of the country. Within this program, training in modern and traditional basket making, mechanics, and carpentry was provided for 101 street children, while seventy-seven children were placed with craftsmen or engaged in income generating activities, and eighty-one other children re-inserted into their family. The Center for Specialized Education and Training (CESF) of Gampèla and the *Maison de l'enfance André Dupont d'Orodara* (MEADO) trained 150 pupils in various courses throughout the year with a success rate of 100% at the CEPE exam for the 38 pupils who took it. In these two centers, 300 children were trained in masonry, carpentry, seam and weld, while 68 others joined the labor market with an equipment kit for each one of them according to his/her specialty, acquired for a total cost of 150 million FCFA, thanks to PPTE resources*

Safeguarding children from danger was ensured with the construction of a reception centre for abandoned children in Ouagadougou, the validation of a national program designed to look after the OEVs, the drafting of legal texts on orphanages and host families, the setting up of a central authority in charge of international adoptions, and the identification of at least 80 host families in the various provinces. The strategies adopted in favor of orphans and other vulnerable children (OEV) resulted in the placement of 267 children in host families or institutions, with government support in the amount of 35 million FCFA for food, health care, and clothing. Moreover, it should be pointed out the sponsorship of 50 children and the adoption of 71 others in

accordance to the Hague International Convention. In addition, approximately 149 requests for international adoption have been processed.

The actions undertaken within the framework of the fight against internal and trans-border traffic in children, included, in 2006, the dissemination of legal texts on traffic in children, the support for the implementation of the integrated communication plan (PIC) in 14 provinces, and the holding in Ouagadougou of the third sub-regional meeting devoted to the fight against this traffic. In 2006, nine hundred and twenty seven (927) children victims of the aforementioned traffic were intercepted and turned over to their family, against 844 children in 2005.

With regard to taking care of “social cases”, eight hundred and ninety nine (899) visits to schools and 1 541 to residences were conducted. Thus, 4 021 social cases have been recorded and taken care of. Ten thousand (10 000) vulnerable orphans and other children (OEV) benefited from the payment of their school fees, while six thousand (6 000) OEV were provided with school supplies.

In addition, children parliaments were instigated and 201 work meetings with provincial children parliaments were organized.

Finally, a permanent system for data collection on children is under development, in order to gather all experiences gained in the field, and to initiate synergies.

With regard to national solidarity promotion, the third solidarity month was officially launched in Kaya on January 5, 2007. Among the main activities carried out, pupils and teachers of eighty (80) Koranic schools were provided with food and financial support in the amount of 4 million FCFA. Support was also given to the handicapped with the distribution of fifty-nine (59) tricycles and four hundred and thirty two (432) “voiturettes”, and seven hundred (700) blood bags were collected for the national blood transfusion centre (*Centre National de Transfusion Sanguine*) was also carried out. Moreover, two hundred and three (203) bicycles were given to orphan pupils and other vulnerable children. In addition, food support was provided to children through the NGOs Compassion, and *Arche de Nongremasson*, as well as to the National council for the elderly (*Conseil national des personnes âgées*), and to other organizations supporting people with difficulties, with the supply of thirty four (34) tons of food.

With regard to the promotion and protection of specific groups, the assistance offered to vulnerable groups allowed to subsidize seven (7) micro-projects for deprived people, while spot assistance was provided to eighty seven (87) disadvantaged people. Additional assistance was given for the acquisition of old clothing, and basic pharmaceutical products. Follow-up activities were carried out with associations that benefited from subsidies. Ten (10) orthopedic prostheses, and thirty (30) tricycles “voiturettes” were provided to handicapped people. In addition, specific groups and people in distress received support in equipment and food for a value of 19,832.610 FCFA. Three hundred (300) handicapped people, among them one hundred (100) students, were equipped with mobility equipment (wheel chairs, crutches, etc). The International Day for the Elderly was organized in October, as well as the International Day for the Eradication of Poverty. Furthermore, a study on social exclusion was carried out in order to better understand this phenomenon and how it manifests itself.

With regard to the management of emergency assistance, the monitoring/evaluation of CONASUR interventions was carried out in five provinces, and nine provinces out of twenty-five were supervised as part of the termination of the emergency food aid operation (2004-2005). Fifteen (15) repatriated people were accommodated, including six (6) from Cameroon, eight (8) from Guinea Bissau and one (1) from Italy. Forty eight thousand six hundred and sixty seventeen (48 677) victims of humanitarian crises and catastrophes were recorded, in particular during the rainy season. Eleven thousand five hundred and seventy (11 570) victims were provided food and survival equipment for a cost of approximately 600 million FCFA.

In terms of social protection of workers, the main activities performed in 2006 have focused on the implementation of the health and work safety policy, and on the national social protection policy.

The national safety and health at work policy document was reviewed to take into account institutional changes. This included more precisely the development of draft laws about the composition and functioning of the national technical advisory committee for hygiene and safety, the development of draft laws regarding the safety and health at work structures within companies and corporations, and a study on the new legal framework on child labor.

With the aim of strengthening social security institutional and legal frameworks, three major texts were adopted by the National Assembly:

- law N°015-2006/AN of May 11, 2006, regarding the social security scheme applicable to salaried workers;
- law N°016-2006/AN of May 16, 2006, regarding the setting up of the category social welfare public institutions (EPPS);
- the law regarding occupational hazard prevention and reparation applicable to government employees, military personnel and magistrates.

The adoption of these legal texts made it possible to widen social security coverage to other population groups, improve the quality of the services provided, and strengthen social partners participation in the management of social welfare organizations. Moreover, two implementation laws fixing the amount of the family and prenatal allowances were adopted by an advisory commission. The reform of the social security system made it also possible to improve social security benefits and to answer working people concerns. Thus, the annual installment of the old-age pension provided by the Social Security Fund increased from 1.33% to 2% of the wages, the amount of the family allowance was multiplied by two (2), increasing from 1000 to 2000 FCFA per child, and the prenatal allowances amount from 750 FCFA to 1 000 FCFA per month. In addition to these important measures benefiting workers, which are the outcomes of negotiations between the government and the private sector, a new social security code has been adopted.

Finally, the social protection policy was finalized, and is in the process of being adopted by the Council of Ministers.

2.3.5. Promotion of women

Year 2006 was marked by the adoption of the action plan for the 2006-2010 national policy for the promotion of women, organized around 5 objectives: (I) improvement of the social and legal status of women, (II) promotion of the access of women to decision-making spheres., (III) promotion of women education, and strengthening women capacities and expertise, (iv) reducing poverty among women, and (v) strengthening the framework and institutional mechanisms for the promotion of women.

i) *With regard to improving women social and legal status*, the activities carried out in 2006 included sensitizing 7000 people on the respect of basic women and girls rights, on the Personal and Family Code (CPF), and on violence against women. More than 1500 women from the 13 DRPF were informed of their basic rights.

II) *As part of the promotion of women access to decision-making spheres*, Burkina Faso celebrated the Pan African Women's Day in the 13 regional directorates for the promotion of women (DRPF), whose theme was "obstacles and challenges to women access to decision-making spheres". Moreover, 60 policymakers (for a forecast of 250) were trained in gender and development, and 300 women (for a forecast of 200) on the notion of citizenship, in the 13 regions. The listing of women executives is under development and should contribute to better valorize Burkinabé female expertise.

III) *Promotion of women education, and strengthening women capacities and expertise* included literacy training (basic complementary training, and initial literacy training of 2164 women for a forecast of 900). In addition, approximately 510 officers/mangers in charge of women associations and members of the board of the *maisons de la femme* (women centers) were trained on the various axes

and orientations of the national policy for the promotion of women. Moreover, 14 women members of female associations were retrained, and 24 others trained (for a forecast of 130) in village hydraulic drilling equipment management and maintenance. In addition, 1647 women belonging to shea butter producer groups were trained in good quality shea butter production technique, by the National Shea Project (PNK). With regard to the *maisons de la femme* (women centers), training and production units are now functional and a guide on how to operate these centers was validated by the ministry this year.

iv) *The women poverty reduction program* provided them with appropriate production technologies. Thus, 110 grain mills, 80 motor-driven pumps, 15 soap-making units, 100 rolls of mesh, 20 zigzag sewing machines, 5 embroidery sewing machines, 100 donkey carts, 20 weaving machines and 3 positive drills (*forages positives*) were offered to women. Moreover, 7 million FCFA (against 3 million in 2005) were granted to women by the PNK. Furthermore, 4 women promotion centers were built in the localities of Tangaye, Zogoré, Youba and Poa. Finally, sensitizing meetings were held regarding the commemoration of health and forestation days for women associations, in order to improve women participation in environmental management as well as quality of life in the 13 regions.

v) *In order to strengthen the institutional framework and mechanisms for women promotion*, a 2006-2010 action plan for women promotion has been developed and is being disseminated in the 13 regions. The monitoring and evaluation system for this action plan is being finalized.

2.4. Implementation status of axis 3: Increasing employment opportunities and income generating activities for the poor, based on equity.

2.4.1. Reducing the vulnerability of agricultural activity

With regard to crop year 2006-2007, measures have been taken to reduce the vulnerability of agricultural activity. Such as:

- construction of 601 280 manure ditches (implementation rate of 100,2%);
- recuperation of 4 260 ha of degraded soil (through plowing and fixing plants) on 49 sites that became suitable to farming;
- erection of stony cordons on 270.75 ha;
- fixing sand dune on 135 ha;
- protection of 163 km long banks (367 ha), through the growth of plants;
- recuperation of 61% of degraded soil.

With regard to rural hydraulics, the implementation of the Samendéni Valley Integrated Development Program (PDIS) resulted in the construction of a storage dam, a hydroelectric power station, and a 53 km long irrigation inlet rill. The on-going construction of the Andékanda dam (since December 2006), and the Pensa and Liptougou dams envisaged in the Water Valorization Project in the North (PVEN) will also contribute to reduce agricultural vulnerability.

On an institutional level, the review of the implementation texts and the dissemination of the law on plant seeds are ongoing activities. The locust infestation vigilance device set up since 2004, is functional and covers the critical zones of the Sahel and the North. This device is reactivated at the beginning of every crop year.

The Saaga program contributed to reduce the effects of pockets of drought, the cause of poor harvests and cereal deficits. This program was strengthened in year 2006 through the acquisition

and installation of a radar covering a radius of 240 km on the program site of Sore-Dioulasso. A third aircraft (type King air 200) was also acquired.

2.4.2. Safeguarding access to land ownership

The main achievements in this area are:

- A report on titles requests and deliveries in rural areas.
- A cross study of the main legal texts regarding land and natural resources management, which was completed, and is being adopted, while a law safeguarding rural land ownership is being prepared.
- A national policy document on safeguarding rural land ownership (PNSFMR) that provides the overall orientation of a strategy and the action plan for its implementation. The terms of reference for the development of the said strategy and of its action plan are being finalized. The adoption of the law on PNSFMR will allow a review of RAF.
- Information and sensitizing sessions on the national policy to secure and safeguard land.

Along with these main results, other measures and actions were implemented, such as: land safeguarding in practice (in the field), safeguarding pastoral activities, and land policy.

With regard to land safeguarding, the achievements are:

- extension of the ‘palaver’ minutes procedure to the 26 provinces with a direct PNGT2 intervention, which is a legal tool in the process of land security;
- creation of 3 departmental and 39 village commissions to settle disputes between farmers and cattle farmers;
- organization of 3 provincial workshops on the settlement of disputes between farmers and cattle farmers, and 6 provincial information and sensitizing workshops on land security, and land management regulations;
- performance of 11 studies on land security experiences in various sectors, and on the social and land (ownership) situation in the provinces of Kénédougou and Soum

With regard to safeguarding pastoral activities, the activities undertaken include : infrastructure development, sector organization, stakeholders sensitization. The details are:

- development of 95 cattle roads (1335 km long), 22 delimited grazing grounds, 65 access passages, 19 “*boullis*”, 47 water drillings, and 23 wells;
- creation of 45 transhumant pastoralists organizations;
- organization of 654 sensitization meetings, and participation to 49 transborder meetings on transhumance;
- LORP dissemination and popularization among all categories of cattle farmers, which however only three (3) radio broadcasts and 72 documents disseminated;
- creation of a natural pastures management board;
- development of natural pastures management tools;
- development of management plans, as well as the requirements and special conditions needed for pastoral zones;
- management of conflicts related to access to natural resources (492 noted conflicts, 176 conflicts solved amicably, and 571 sensitization meetings held).

2.4.3. Intensifying and diversifying crop production

The programmed measures included primarily an action plan for the rice sector, an action plan for rural communities financing, a cereals action plan, the development of rainfed rice growing, and support for the production and dissemination of improved seeds.

- Action plan for the rice sector (PA/FR)

Started in year 2000 as part of the action plan for agricultural sector organization (PAOSA), this plan has shown relatively satisfactory results between 2000 and 2006, with a rate of implementation (in relation to forecasts) of 89% for lowlands development (ha), 60% for seeds production, 106% for the supervision of lowlands producers, and only 26% for the supervision of producers on large perimeters.

In addition to this action plan, the development of rainfed rice made it possible to develop 6 216 ha of lowlands (104% rate of implementation); to build 10 stores, 10 drying surfaces, 151 market-garden wells; and to buy 14 decorticators, 28 threshing-machines and 4 tractors.

- Action plan for the financing of rural communities (PA/FMR)

This plan aimed at ensuring continuity of support provided to microfinance institutions (IMF) during the transitional period from March to July 2006, before the effective implementation of the microfinance national strategy action plan. The plan results included, in particular, the financing of a PACT, and the preparation and financing of two business plans.

- Cereals action plan (PAC)

This plan was worked out in 1999, and brought up to date in 2002; financing was provided and implementation started in June 2004, with the first 5-year phase. The PAC overall objective is to increase the economic and financial profitability of the cereal sector in order to contribute in a sustainable way to food safety. Its specific objective is to increase performance within the sector through the development of a favorable environment, and the improvement of the main actors organizations.

The efforts aimed more specifically at supporting capacity development to gain access to credit (in terms of organization and management, financial capabilities, etc.), improving information and communication, and developing quality standards.

In terms of information and communication, the following actions were carried-out:

- development of a communication strategy for the CIC-B;
- assessment of the main actors within the cereals sector in terms of their information needs;
- publication of illustrated educational documents on the CAP and the CIC-B, in French, Mooré and Jula, and preparation of informational radio broadcasts.

With regard to the development of quality standards, the achievements are :

- development of standards for processed cereal products, in collaboration with FASONORM and the technical standardization Ad Hoc committee;
- development of technical specifications for unprocessed and processed cereal products.

- Support for the production and dissemination of improved seeds

In 2006, approximately 323.4 tons of cereals and leguminous plants improved seeds (14.4 T of millet; 38.4 T of sorghum; 128.8 T of corn; 28.6 T of groundnut; 64 T of niébé; 15.8 T of soy and 33,4 T of sesame) were provided to the poorest farmers in the 13 regions of the country, as part of the PPTE program.

- Development of small irrigation

The development of small irrigation made it possible to ensure a dry season production, thus contributing to reduce food insecurity. More than 26 000 ha have been developed and thousands of peasants trained in irrigation techniques, water management and (developed) perimeter maintenance. This resulted in a 186 000 T harvest of agricultural crops (corn, fruit and vegetables, niébé, etc) and in the improvement of producers income.

2.4.4. Intensifying and diversifying livestock production

With regard to animal husbandry, the 2006 priority actions are: 1) improving animal productivity, 2) improving competitiveness, and access to animal and animal products markets, and 3) improving the sector actors professional skills.

Improving animal productivity

In terms of animal production, year 2006 has seen the emergence of the avian flu in Burkina Faso (March 2006), affecting the poultry sector (eggs, chickens). Consequently, sanitary slaughter has been necessary, affecting 15 835 chickens, while 25 670 eggs were destroyed. In addition, 1447 producers were compensated for an amount of 20 394.000 F CFA. The human, material and financial means deployed by the government with the support of technical and financial partners made it possible to control the epizootic disease, and while it remains a threat for the country, the trend is today to resume the sector's activities.

With regard to health measures, vaccination campaigns to fight other animal diseases were pursued, with a rate of implementation of 75% for vaccination against CBPP, and 103% for the one against the Newcastle disease, which corresponds to a coverage rate of 27% and 29%, respectively. Sustainable Tsetse and Trypanosomiasis Free Areas (PATTEC) were also developed in the west of the country. The Animal Diseases Epidemiologic Monitoring Network (RESUREP) has included contagious bovine pleuro-pneumonia and the avian flu.

With regard to genetic improvement, more than 200 bovines of improved breed were introduced to the cattle farmers to improve their dairy production (between 5 and 10 liters per cow and per day). Artificial insemination was practiced on 109 cows with performing races sperm. Improved breed of sheep, pig and poultry were distributed to cattle farmers. In addition, a national policy for genetic improvement is being developed.

With regard to animal nutrition, the government facilitated producers' access to fodder cut, conditioning, and transport equipment (1 164 sickles, 481 scythes, 163 straw-pressing machines, 54 chaff cutters and 162 carts), as well as the acquisition of SPAI (715 tons of bran, and 2231 tons of oilmeals, for 30 and 1531 tons distributed). To improve accessibility to these products, six (06) storerooms were built.

With regard to livestock farming promotion, support has been provided for the improvement of farm housing through the distribution of improved house plans (1159 plans distributed), and for house sanitation through sensitization meetings (1503 meetings held).

In terms of sectoral strategy, action plans for the pig farming and milk sectors were developed and financing is being sought. In addition, a diagnostic study of the cattle/meat and small ruminants sectors was conducted, and action plans are being developed. Moreover, the study regarding the creation of a company for cattle/meat sector development is now completed. It must be supplemented by an economic survey before proceeding with the creation of the company.

Improving competitiveness and access to animal and animal products markets

Marketing and transformation facilities were built: 5 slaughter-houses, 7 slaughter areas, 3 cattle markets, 3 butcher stalls and a milk transformation unit. With the aim of strengthening market

information systems, 42 cattle markets are being monitored and 9 new investigators have been recruited and paid by the markets management boards. These achievements aim at improving animal products competitiveness and access to markets; they will contribute to increase the added-value of animal products as well as cattle farmers and other sector actors incomes (cattle meat, small ruminants, milk, leathers and skins).

In order to improve animal products competitiveness, a guide to good practices in dairy transformation was developed and distributed.

The study regarding the construction of a refrigerated slaughterhouse in line with international standards at Bobo-Dioulasso is completed. The site has been selected and the project is in search of financing in the amount of 6 billion FCFA.

Professionalisation the sector actors

The extension activities in terms of animal husbandry techniques included 3188 meetings with 38 723 participants (5 671 women), and 6 601 follow-up activities, as well as 18 030 farm visits (ASVE), with 3 735 farms belonging to women.

Actions have been carried out to support the emergence of OPs and inter-professions (388 sensitization meetings), to restructure existing OPs, to improve the participation of animal husbandry professionals in the local dialogue meetings (268 sensitization meetings).

The producers were trained on several technical topics to improve their capacities (676 training sessions for 19 455 male producers and 5 936 female producers -180 agents were also trained).

To support the diversification of service providers in the animal husbandry sector, authorizations to create businesses were granted to four (04) zootechnicians and a veterinarian.

2.4.5. Intensifying and diversifying forest and faunal products

The actions carried out in 2006 related to the regulatory and institutional framework, the production of seedlings, reforestation, forest and faunal productions, and support for small and mid-sized industry.

- In terms of regulatory and institutional framework

Legal texts concerning several areas governed by the forest code have been ready for more than a decade. These texts were supplemented by decree n°2006-007/MECV/MMCE/MATD/SECU of February 15, 2006, regulating charcoal production in Burkina Faso. The institutional and legal reform plan for decentralization in the forest sector (PRIJD) was adopted, and information workshops on the contents of the document were held in 2006. Finally, the review of the three national forest policy (PNF) sub-programs allowed the adoption of the Burkina Faso forest and faunal resources management program (PCGRFF).

- With regard to plants production, reforestation and reduction of vulnerability

Year 2006 saw a resumption of activity in all areas, compared to 2005: seedling production increased by 34%, planted areas by 41%, producers training by 14%, the number of nurseries by 25%, the recovered degraded land surface by 61%. Populations are more and more motivated by the precepts of responsible ecocitizensry, manifested not only in the plantations of trees, but also in production financing and forestation.

In terms of reforestation, the situation is as follows: production of more than 4 228 kg of forestry seed, 8 056.610 seedlings, laying of 6 837.811 seeds for reforestation (13.026 ha), setting of 1 663 km of hedges and windbreak, creation of 3 communal forests and 113 village forests on a total surface of 11.287 ha

With regard to reducing vulnerability and increasing rural incomes, we can mention the adoption of a national partnership program for sustainable land management (CP) and the test cultivation of utilitarian herbaceous plants on seven (7) sites in 3 regions, with an aim of increasing natural fodder availability for livestock feeding, and rehabilitate large perimeters of degraded land by planting herbaceous fodder from the 3 test regions.

Forest and faunal productions

Forest production for 2006 includes more than 511 600 wood steres, 4 500 billets, 209 000 wooden tools (beams and forks), more than 71 000 quintals of coal, corresponding to more than 140 000 bags and approximately 150 000 fodder bundles. With regard to emergent sectors, 1 219 ha of land have been seeded to grow gum-Arabic tree (*acacia Senegal*), 2 557 ha were devoted to grow cashew trees, 1 314 ha to local fruit-bearing species, like oil palm, baobab tree, nitta, tamarind tree, “ziziphus”, etc. In addition, 900.000 fruit-bearing species seedlings were exported to neighboring countries in 2006. Moreover, ten species of timber are exploited by craftsmen, and by two sawmills in Banfora, whose annual production reaches 2 000 m³ on average per annum, less than 7% of national demand.

: In year 2006, the faunal population included: 128 species of mammal, 477 species of birds and 60 species of reptiles, which makes Burkina Faso one of the West-African countries with the largest faunal population. In term of production, year 2006 was marked by an increase of the exploitation of faunal resources, which constitutes a great source of proteins in particular for the bordering populations, and of incomes for the game restaurants. The following results were recorded:

- 850 mammals were killed during the 2005-2006 hunting season, against 938 in 2004-2005 and 663 in 2003-2004. For the same periods respectively, 34 787, 33 293 and 19104 birds were killed;
- 1501 hunting permits were delivered for all categories (small, big, and village hunting);
- 1 432 hunters were recorded in 2005-2006 including 686 tourists, 80 expatriates resident and 666 nationals, against 1 391 in 2004-2005

Other activities carried out in year 2006 include:

- the launch of the Sustainable Natural Resources Management Program) (PGDRN);
- the launch of the Bobo-Dioulasso Natural Resources Management Project (PGREN) ;
- the design of the acacia gum (gum Arabic) ten-year development plan, and the fire management national strategy, along with an action plan;
- the construction of 15 bridges, control stations (etc.), and 2 ponds contributing to the rehabilitation of the faunal zone ecosystem in the East region.

With regard to small and mid-size industry in agriculture, animal husbandry, fishery resources, forestry and fauna

Initiatives taken in 2006 to make the population aware of its responsibilities include:

- strengthening the partnership with the private sector through the organization of a symposium on the private sector and industrialists implication in environmental management;
- carrying faunal inventories in the faunal protection areas;
- organizing of the promotional days of the fauna sector;
- creating approximately 20 small game breeding units by providing incentives and advice to the public and promoters in the East, Center-South, Center-West, and *Hauts-Bassins* regions;
- setting up two faunal resource management associations (AGEREF) to support lucrative farming of their resources by the Center-South and Cascades regions communities;
- setting up 71 hunting game management areas at the village level (ZOVIC) in 5 regions.

In addition, the development of a draft management plan for the Nazinga ranch; the effective launching of the classified Bangr Weogo forest development activities; the creation of two corridors for the passage of elephants between Nazinga and Red Volta River in Ghana, and between Nazinga and the Kaboré Tambi national park (PNKT) for tourism purposes; and the monitoring of the 24 faunal areas given to the private sector, are all part of private sector development initiatives.

2.4.6. Fishery production intensification and diversification

With regard to fishery production, in year 2006, 50 floating cages were set up, allowing a production of 9 500 tons, in conformity with forecasts. In terms of aquaculture production, 200 tons were produced, with a 133% rate of implementation.

In terms of infrastructure and organization of the sector, four regional fishing supplies and equipment centers (Sore, Di, Diébougou and Pama), and three restocking fish centers (Bilangha Yangha, Douna, Tougou) were built. The PAY of Komienga and Bagré management boards are operational, with, in particular, a joint management fishery policy.

These achievements in terms of infrastructures and organization will result in a stronger contribution of the fishery sector to the country's economy. The sector will soon be endowed with a sustainable development strategy for aquaculture, and a preliminary draft has been developed for that purpose in 2006.

2.4.7. Rural incomes increase and diversification

Rural incomes increase and diversification are a consequence of the development of the various sectors mentioned above. However, other activities resulted in rural incomes improvement.

Regarding agriculture and fishery resources, the government is implementing the small irrigation development program, part of "the national policy for the sustainable development of irrigated agriculture", adopted in 2003, whose 4 components should be implemented by 2015. The total cost of the program is estimated at 87.8 billion FCFA.

The development of small irrigation made it possible to ensure out-of-season production, and to contribute to reducing food insecurity. More than 26.000 ha have been developed and thousands of farmers trained in irrigation techniques, water management and developed perimeters maintenance. The farming of these 26 000ha resulted in the production of 186 000 T of agricultural goods (corn, fruits and vegetables, niébé, etc), and in improving producers income.

With regard to fishery resources development, year 2006 production is estimated at 9 500 tons. In spite of a stagnation in production, a significant increase in fishermen incomes has occurred.

In the area of animal husbandry development, some 91,417.000 FCFA as financial support for micro-projects benefited some 3 377 producers, including 646 women under the PPTE. Support was also provided for the implementation of livestock farming units in peri-urban and rural areas (2 807 units), and access to credit facilitated (965 micro-credit applications from 3 893 producers, including 569 women were approved).

With regard to the environment, construction and development works for the benefit of communities, contributed to an increase in the incomes of rural populations, through the development of 150 881 ha of forests, and to ensure regular supply to households and wood industries.

With regard to the promotion of saving and credit systems adapted to the needs of vulnerable groups, 259 women benefited from 23 million FCFA in micro credit for the financing of income generating activities, in substitution to timber-cutting in the Haut Bassins region. In addition, 221

other micro projects were identified in the South-Center, Haut Bassins, and Cascades, while 8 others have already started in the East

2.4.8. Support to producers organisations

The government continued its support to strengthen rural actors capacities, to set up agricultural professional organizations, and to the effective functioning of regional chambers of agriculture (CRA).

Indeed, the national budget is currently the principal source of CRA financing with 200 million per year. However, from June 2005 to June 2007, regional chambers of agriculture (CRA) are benefiting from the support of the European Union with 980 million. Thus, thanks to these financings, regional chambers of agriculture (CRA) can be equipped and are able to hire the minimum personnel required.

2.4.9. Improving rural women life and work conditions

Production technologies, as well as training activities and sensitization campaigns in favor of women's promotion have undeniably improved the living and working conditions of rural women, particularly by reducing their workload; and contribute to improve monetization of female activities.

In addition, with UNDP support, the government prepared and implemented the Multipurpose Platforms National Program for the Fight against Poverty (PN-PTF/LCP), which started its activities in January 2005 in the North, Boucle du Mouhoun, East and Center-West regions of Burkina Faso. This program main axis is the supply of energy services in rural areas to fight poverty.

Currently, the program concerns five (5) regions with approximately 120 multipurpose platforms. In February 2006, a program review has been performed regarding 19 platforms in the East and Center-East, whose purpose was to measure the level of ownership reached by the beneficiaries, as well as the contribution of these platforms to local development. Data analysis on the platforms autonomy gave the following results:

Eighty-four per cent (84%) of the platforms show proven performance on the technical level, and 75% on the economic and financial level.

- 11% of PTF show fair performance on the technical level, and 17% on the economic and financial level;
- 5% of PTF show weak performance on the technical level, and 13% on the economic and financial level.

Platforms contribute to the creation of wealth at the local level. The amount of activities or services has practically doubled in the villages, thanks to operational platforms. Time saving of two to three hours and half, reinvested in income generating activities, contributed to the improvement of women income.

Incomes, essentially for women managers, rose to approximately 3,5 million FCFA, and at least 120 women benefited from this situation. Approximately 80% of surveyed women (256) had an annual income lower than 10.000FCFA at the time of the platforms implementation, which increased to 30 000 FCFA at the time of the review. This economic-financial progress is apparent within communities.

The implementation of a platform was always accompanied by the opening of a literacy center for the benefit of the whole village community. These centers are more frequented with the reduction of home work for women. The need for collecting data on PTF operations in local

languages had an important impact on maintaining literacy levels. The results of the review indicate that, on average, the communities literacy levels increased by at least 10% in general, and by 15% with regard to the female population.

2.4.10. Promoting youth employment and vocational training

With regard to employment, year 2006 saw the implementation of the recommendations of the Extraordinary Summit on Employment and Poverty Alleviation in Africa, held in Ouagadougou in 2004. This was done through the development of a national employment policy. This policy provides Burkina Faso with an orientation framework for the promotion of employment and vocational training

Efforts aimed at promoting employment were pursued through the national fund for micro-enterprises. In this area, the Support Fund for Vocational Training and Apprenticeship (FAPA) has financed 104 companies in 2006 (in the agro-pastoral, artisanal, commercial, services provision, and transport sectors) in the amount of 371 million FCFA, while the total requested was 1,564 billion FCFA. It also pre-financed some markets for the benefit of promoters in the amount of 106 million FCFA (226 million FCFA requested). These actions generated 670 new jobs. Support funds for the informal sector (FAFI) financed 1 623 micro-projects for an amount of 755 670.000 FCFA, allowing the creation of 339 jobs and the consolidation of 4 087 others.

With regard to employment applications, the ANPE registered approximately 6 526 applications in 2006 for an annual objective of 8 000, and it was possible to find 295 jobs and offer training courses to 556 applicants. Interviews training sessions, counseling activities, and vocational guidance were organized for the benefit of 781 applicants. Training in entrepreneurship and job search techniques were organized for 704 young promoters and employment applicants. As part of the support provided for project design, 131 projects were developed, 20 of which got financing from the Regional Solidarity Bank.

In order to enhance graduates employability, the government initiated the *Top-vacances-emploi* project, and the support project for the socio-professional insertion of young graduates. The *Top-vacances-emploi* project, which was implemented in 2006, made it possible to find employment for more than 300 students from the University of Ouagadougou, in training in public and private companies. They also benefited from training in entrepreneurship and job search techniques.

With regard to professional training, quality vocational training activities in adequacy with the labor market needs were implemented, and training certification tested, in year 2006.

In addition, measures promoting an increase in training offers were pursued with the rehabilitation/building and equipment of the regional and provincial ANPE vocational training centers. The opening in 2006 of the Manga regional training center completed the coverage of all the thirteen (13) regions principal towns. These efforts made it possible to enroll 2 374 young people in initial vocational training in 2006 (against 822 in 2005), to recruit of 692 young people for the 2006-2007 session as well as the further training of 1 306 craftsmen (against 1051 in 2005). This approach, favoring decentralization of training would allow to better respond to training needs in all the country, and it was accompanied by the introduction of new training courses (rural mechanics, refrigeration and air-conditioning).

In order to identify priority areas and prepare training curricula, a study on the sectors in need of workers in Burkina Faso is available; carried out in 2005, it was supplemented by several others in 2006, among which:

- the study on labor needs in the East;
- the study on jobs in the craft industry and training possibilities;

- the study to determine the sectors to support within the “elementary vocational training” project.

Through the Support Fund for Vocational Training and Apprenticeship (FAFPA) set up in 2003, approximately 1106 people (423 of them women) benefited from training for a total cost of 126,698.843 FCFA.. In terms of **continuing vocational training**, 868 workers were trained at the cost of 95,999.164 FCFA. In terms of training through apprenticeship, FAFPA contributed to the training of 149 people at the cost of 20,678.549 FCFA. In support of rural communities, 89 people were trained at a cost of 9, 021.130 F CFA. Regarding training structures, FAFPA rehabilitated 22 of them out of forty eight (48) recorded requests, in year 2006.

On the regulatory level, decrees relating to professional training programs and the harmonization of their content were prepared. Some are in the process of being adopted:

- decree adopting dual vocational training;
- decree adopting training organizational frameworks;
- decree regarding the creation, mandate, composition and operation of the Professional Competency Audit Board (CCCP), part of the organization of certification (Decree N° 002/MJE/SG/DGFP of 02-08-07).
- decree regarding the creation, mandate, composition and operation of the Apprenticeship Training Concertation Committee (CCFPA).

In order to increase labor market visibility, the National Observatory for Employment and Vocational Training (ONEF) capacity to collect and analyze statistical data was strengthened. In 2006, this structure has developed a data bank on employment and vocational training and a Web site in order to improve access to information on employment offers, to statistics, and to other studies about employment and vocational training. Moreover, a job search guide was designed in 2006; it will be supplemented by a series of studies on job opportunities in the various regions, such as the one on the East region of 2006.

An analysis of the link between training and employment in large companies, started in 2006 thanks to the support of the National Statistical System Development Program (PDSSN), has not however been completed. This study aimed to understand the employment structure in our large companies, the downgrading, and deskilling phenomena, in order to identify the workers training needs.

With regard to youth, the government purpose is to develop an orientation and action framework in favor of young people. The national youth policy undertaken within this framework has been reviewed in 2006 to ensure consistency with the provisions of Burkina Faso’s President five-year program. Year 2006 saw the consolidation of the dialogue with young people, and other initiatives. The commemoration for the first time (August 12, 2006) of the international youth day was a great success, with the mobilization of thousands of young people in the various districts of Ouagadougou, Bobo-Dioulasso, and in other regions of Burkina Faso. Dialogue with the young people was also strengthened and pursued through the organization of the young people national forum second edition, held in Ouagadougou from December 19 to December 23, 2006, addressing the topic of “young people entrepreneurial dynamism for development”.

In order to widen young people access to micro-project financing, the government set up in 2006 the Young People Initiatives Support Fund (FAIJ). The purpose is to improve young people access to credit, particularly those trained in entrepreneurship, and will mobilize nearly five billion FCFA over five years, to support micro-projects and improve young people socio-professional insertion. The launching of the FAIJ, initially envisaged during the young people national forum, has been postponed because of the delay in adopting the legal texts pertaining to its implementation.

2.4.11. Improving access to rural areas and collective infrastructures

With regard to rural dirt roads, the following results were reached:

- the construction of 150 km rural dirt roads, part of the 1000 km rural dirt roads construction project;
- the launching of the 975 km cotton and rural dirt roads construction work in thirteen (13) provinces;
- the construction of 80 km of rural dirt roads using the “critical points” technique;
- the maintenance of 227 km rural dirt roads;
- the conduct of technical studies regarding 300 km departmental service roads, 250 km of cotton, and 250 km of rural dirt roads;
- the (ongoing) approval for the construction of 9 provincial antennas;
- the setting up of a data base within the rural dirt roads directorate general;
- the effective implementation of technical assistance.

The measures and actions concerning the 800 km construction work, as well as the detailed technical studies related to the 1238 km secondary roads and 670 km rural dirt roads, were not carried out.

With regard to road infrastructures, measures and actions taken contribute to improve the road network, and to ensure better access to the ocean. In addition, improving service road corridors contributes to reducing travel time and vehicles maintenance costs.

In addition to these activities related to road infrastructures, many other actions and measures were carried out in the areas of rural electrification and telephone services expansion. The Multipurpose Platforms National Program for the Fight against Poverty (PN-PTF/LCP) mentioned above is also a powerful means to provide access to rural areas.

The multipurpose platform made of a diesel engine able to propel various tools (cereal mills, decorticators, battery charger, etc.), to produce electricity for lighting, refrigeration and water pumps, allows to perform several activities (grinding, decortications, welding, lighting, pumping water, etc.); and is a “decentralized source of energy” adapted to rural and peri-urban areas, designed to replace human energy, in particular that of women who don’t have access to modern sources of energy yet. This program has positive effects on the OMD and CSLP targets.

With regard to posts and telecommunications, territorial coverage has improved. Three (3) new post offices (Béguédo, Titao and Bittou) were built, and a post office counter opened in Bobo-Dioulasso Polytechnic University. In addition, in order to improve the quality of services, three post offices were connected to the data-processing network (bringing to 13 the number of computerized offices), and a postal items monitoring/tracking system put in place. The various actions implemented contribute to improve mail services quality, to set up new mechanisms for the transfer of funds such as *Téliman* money order, Money Express, express international money orders, and to pursue the computerization of the postal network in connecting 10 post offices.

The TIC promotion policy and sectoral strategy document was adopted by the Council of Ministers in year 2006. This document stresses the guidelines in terms of the strategies adopted to improve access of the population to TIC. On the whole, sector reform clearly improved the offer of telecommunications services to the population. As of December 31, 2006, fixed telephony covered some 280 localities, against 152 in 2000, and 175 localities by mobile telephony against 16 in 2000. In total, fixed and mobile teledensity increased from 5.5 telephones for 100 inhabitants in 2005 to 8.5 telephones for 100 inhabitants as of December 31, 2006. The international band-width offering by ONATEL for Internet increased from 42 Mbits/s to 197 Mbits/s up-path, and from 60 Mbits/s to 215 Mbits/s down-path, by December 31, 2006.

Moreover, ADSL was introduced, and 1 483 ADSL subscriptions were recorded, increasing the number of subscribers from 314 to 1 797.

ONATEL plan to proceed with fixed telephone network *reliabilisation* (*fiabilisation*) and extension to all county towns in 2006 was not entirely carried out. Efforts will be made in 2007 to complete the 2006 plan, and to implement the 2007 plan. On the whole, 8 058 fixed telephone lines were installed, and the number of lines increased from 91 091 in 2005, to 99 149 in 2006. The number of subscribers to mobile telephony networks has increased by 62%, from 630 000 to 1 016.605.

The core of the administration/government national data-processing network (RESINA) was transformed in an integrated network, voice and data, and secured; thus creating the bases for the development of a government Intranet and electronic administration. The application decrees for the national cyberstrategy follow-up entities were adopted. In order to strengthen the government capacity to use computers as a tool, 1 691 government employees were trained in that field. The support program for TIC promotion allowed the installation of computer cabling for the National Assembly, national radio, rural radio, ENAREF, national archives, as well as the acquisition of 100 computers for the primary education system.

Efforts deployed these past years to develop the sector had a significant positive impact on the national economy, and on the government strategy to fight poverty. Access to telephone by the majority of the population contributed to stimulate economic activities. More than 35 000 indirect jobs were also created thanks to telecenters, cybercafés and cards distribution activities. Over the 2000-2006 period, the telecommunications sector contribution to an increase in GDP, from 2 to 3.9%.

The efforts deployed within the second national data-processing master plan (1996-2000) in order to foster ICT utilization in public administration, began to bear fruit. In general, the use of office technology is resulting in an improved productivity on the part of government agencies. With regard to financial matters, the use of ICT improved transparency and accuracy in financial management. Civil servant management, public expenditure management, tax and revenue management (customs in particular) are entirely computerized. With regard to territorial communities, a computerization process was also initiated on the basis of a common software platform for decentralization to be based on rigorous, transparent and efficient management.

The role that the Internet and its applications can play in regional integration processes; in improving competitiveness, good governance and the quality of services, is increasingly considered as crucial.

2.5. Implementation status of axis 4 : Promoting good governance

In terms of good governance, year 2006 was marked by:

- the local elections (May 2006) that confirmed the full “communalization” of the territory;
- the adoption and implementation of the action plan related to the national good governance policy (PA/PNBG), and the launching of the good governance permanent secretariat activities, with the appointment of the permanent secretary (Council of Ministers of May 19, 2006);
- the official launching of the African Peer Review Mechanism (MAEP) whose objective is to encourage mutual self-evaluation, monitoring and learning.

MAEP official launching was marked by the signature of a draft-agreement between Burkina Faso and this NEPAD structure (June 19, 2006), the organization of a validation workshop on the 6th African forum on good governance (June 20, 2006) for the benefit of Burkinabé political

and socio-economic actors, and the appointment of the MAEP National Council members (June 23, 2006), whose mandate is:

- to ensure that Burkina Faso MAEP monitoring and periodic evaluation activities;
- to ensure that Burkina Faso performs self-evaluation activities according to MAEP principles;
- to define Burkina Faso national action program with regard to MAEP.

All these achievements were thwarted however by the recent confrontation events (December) between police officers and soldiers, showing how fragile the democratic construct is, and stressing the need to better establish good governance principles in Burkina Faso.

In addition to these general aspects, priority actions in terms of good governance were carried out around four components: political governance, administrative governance, economic governance and local governance.

2.5.1 Political governance

2.5.1.1 Strengthening the rule of law and the republic's institutions

Efforts have been developed to strengthen advisory and mediation institutions (THESE, CSC, CENI and Mediator of Faso) autonomy, and they are enjoying a great financial autonomy. Their opinions and regulatory acts are published regularly, and their annual reports are accessible to the general public (through the Internet and the State Official Gazette, and in libraries). As to their opinions, they are not constraining by nature, and it is sometimes difficult to establish a direct link with some political orientations.

Year 2006 saw the spectacular widening of Burkina television coverage, now over the entire African continent, and most of the three other continents (Europe, America and Asia) thanks to the satellite Canalsat. This contributes to considerably strengthen Burkina's visibility and cultural radiation throughout the world. With regard to programmed measures and actions, a medium wave radio transmitter (KW) has been acquired for Ouagadougou, thanks to Chinese aid, thus improving radio broadcast coverage. Other activities made it possible to develop and decentralize the media, such as:

- the acquisition of six (06) FM transmitters (1 KW each);
- the acquisition of a Massicot stitcher for *Sidwaya Editions* printing company;
- the completion of three (03) community radios construction and equipment, at Ouargaye, Nouna and Gayéri;
- the construction of a transmitting television center in Batié, in order to extend television coverage;
- the continuation of the new television transmitting centers construction works;
- the creation of local television services, in Fada gourma, Ouahigouya, and Dori;
- the Dori regional rural radio equipment and commissioning;
- the construction of regional rural radios, in Banfora, Gaoua and Fada, as well as the *Sidwaya Editions* regional directorate in Sore-Dioulasso;
- the construction and equipment of two classrooms for the vocational training center (CFPI);
- the Sore-Dioulasso regional television feasibility study ;
- the joint study (CAPES, CSC, University, Ministry of Information) on media, public information and the fight against poverty;
- the support for government departments and institutions to develop and implement communication strategies.

The implementation of the above-mentioned activities contributed to improve the population (particularly in rural areas) access to the media, and to strengthen Burkina Faso visibility and cultural radiation. The CFPI increase in admission capacity allowed to better gather students who were dispersed in various locations. The study on “media, public information and poverty” provided relevant data to better explain the role of the media in the fight against poverty, and will help decision makers choose relevant channels of communication for information and sensitization activities targeted at the various development actors.

2.5.1.2 The justice sector

In year 2006, the sectoral policy was reviewed, and the Justice Reform Action Plan (PC -PANRJ) 2007-2009 consolidated. The action plan provisional document was discussed in September 2006 during a workshop attended by the various sector actors. Activities intended to widen access to justice, and to strengthen the justice system effectiveness and independence are being carried out.

In order to widen access to justice, the following steps were taken: creation of the Djibo, Nouna, Orodara and Diébougou jurisdictions, the Diapaga and Yako district courts (TGI), the Ouaga 2000 court of appeal, and the police academy residential center. In addition, the reconstruction of Djibo, Léo, Orodara, Nouna TGI is being completed. Moreover, “Open days” were organized in all TGI to inform citizens on legal services available (February 24 and 25, 2006). Finally, various publications, part of large information and sensitization campaigns on legal issues (radio and TV broadcasts, articles in newspapers, etc.) were carried out

In terms of justice effectiveness, the government and its partners continued with the recruitment and training of 30 magistrates, 12 clerks, 8 court clerks, 69 GSP staff, 5 drivers/mechanics, 3 interpreters, 3 liaison officers and 2 office workers. Moreover, 62 continuing vocational training sessions were organized for the legal staff. In terms of equipment, computer and office equipment, as well as 5 vehicles were acquired.

Other actions to increase the justice system effectiveness were also carried out, such as the adoption (January 2006) of a penitentiary policy and its action plan, which will be integrated in the 2007-2009 PC-PANRJ. In addition, legal assistance in prisons and correctional facilities was generalized through the provision of training and support to social workers. Moreover, the penitentiary office computerization, and the setting up of a carpentry workshop at the Ouagadougou correction facility (MACO) were completed.

2.5.1.3 Promoting and protecting human rights

A priority program (2006-2007) to promote human rights education was adopted. Human rights were introduced in the *Ecole Nationale d'Administration et de Magistrature* (ENAM) curriculum in 2006, in application of the Minister for the Promotion of Human Rights directives. Twenty-five (25) human rights “attachés” were recruited in 2006 by way of competitive examination and are in training at ENAM.

The introduction of human rights in primary and secondary education curricula is not effective yet. Curricula revision is currently carried out in the education ministries, and consultations were conducted with the actors in charge of education on this issue, particularly through a workshop dealing with the introduction of human rights teaching, organized on December 9, 2006.

The government with its partners support is participating in civil society organizations capacity building, and eighty (80) among them were trained in human rights in 2006. Financial support was also provided to these organizations in the amount of fifteen (15) million FCFA on the government budget.

In expectation of the upcoming elections, conferences were organized for the political actors, on various topics. In 2005 and the 2006, these topics were: political parties rights and duties in election time; citizens rights and duties; voting, a citizen's duty; etc. In addition, a flyer on political parties rights and duties is being finalized. All these actions will contribute to political actors capacity building in terms of elections organization and management.

With regard to the strengthening of civil and political rights, the ministry in charge of human rights put in place a special procedure to deliver lacking birth certificates on August 16, 2006 in Saaba. This procedure concerned the departments of Saaba, Koubri, Tanghin-Dassouri and Pabré. On the whole, one thousand six hundred and forty six (1 646) birth certificates (JSAN) were delivered. In addition, twenty eight (28) birth certificates and forty one (41) national identity cards were delivered to women victims of social exclusion living in the Delwendé center (in the Nongre-Massom district, Ouagadougou commune).

With regard to promoting, strengthening and consolidating children rights, in addition to the actions part of axis 2, the child protection code prepared in 2005 was largely popularized through an adapted strategy. The implementation of this strategy launched in May 2006 made it possible to put at the disposal of ten (10) localities (Ouagadougou, Tenkodogo, Manga, Po, Kombisiri, Gaoua, Banfora, Orodara, Bobo Dioulasso, Koudougou) one thousand and one hundred (1 100) child protection codes. The popularization of this code will be pursued in 2007.

Finally, with regard to consumer protection, a preliminary draft law is being developed.

2.5.1.4 Fighting insecurity

The acquisition of means of transportation and transmission contributed to improve the security services operational capacity, to reduce the police force intervention times and to improve transmission of information within the chain of command. Statistics show a remarkable reduction in armed attacks on the roads. The average of seven (7) attacks recorded per month fell to two (2).

Improvements in police force equipment was pursued in 2006 and resulted in the acquisition of means of transportation (59 four-wheeled vehicles, 158 motor bikes), transmission and other specific equipments. This made it possible for security forces to intensify their fight against organized crime.

Strengthening capacity for action also resulted in the increase in manpower and infrastructures. Year 2006 saw the recruitment of 700 police officers, 500 student gendarmes and 100 firemen, the construction of 4 police stations in Bagaré (Passoré), Nouna (Kossi), Yalgo (Namemtenga) and Tiankoura (Bougouriba), and 4 gendarmerie squads centers in Barani (Kossi), Koumbia (Tuy), Djiaro (Nahouri), and Bourzanga (Soum), the construction of two classrooms, an administrative building and a parking garage for the police academy.

In order to improve neighborhood and community policing, four (4) training, information and sensitization seminars were organized between July and August 2006 for local administrative authorities and key personnel in charge of security services in the concerned regions. Moreover, one thousand seven hundred and eighty three (1783) preparation meetings were organized for the members of local security committees. All members of society are concerned by security issues, and female police personnel has a paramount role to play with regard to women.

On the whole, twenty four thousand three hundred and sixty two (24 362) patrols were carried out, leading to the dismantling of eleven (11) gangster networks, to arrest five thousand four hundred and seventy-nine (5 479) suspects, to refer eight hundred and forty five (845) people to the Court, to find four hundred (420) stolen two-wheeled vehicle, and to confiscate fifty five (55) fire arms.

2.5.2 Administrative governance

With regard to management tools, during year 2006, the Civil Service Administrative and Payroll Management Integrated System (SIGASPE) was extended to most ministries and government institutions through their human resources directorate (DRH) or their administration and finance directorate (DAF). In terms of accompanying measures, a training course for 52 DRH and DAF agents was organized. A SIGASPE revision scheme was validated by the users group in August 2006, and will also be validated by the steering committee at a later date.

In order to control the wage bill, the efforts carried out in 2001 to resorb the delays in terms of promotion were pursued in 2006 for all categories, excluding category A, which will be dealt with in 2007.

In order to facilitate civil servants career proximity management, the Ministry of Civil Service and Administrative Reforms has opened seven regional directorates (Haut-Bassins, East, Boucle de Mouhoun, North, Center-West, Sahel and Center-East). In addition, the 11th exam center was opened (in Manga), and 18 new sites for the reception of candidates applications for public office, thus the 45 province county towns now have reception centers for candidates applications.

With regard to the government institutional framework, decree N°2005-203/PRES/PM/MFPRE/MATD/MFB of April 6, 2005, concerning Burkina Faso administrative devolution general principles, has established an interdepartmental committee for service decentralization and a regional decentralization council in every region. However, the formal setting up of these instances was not effective in 2006. The methodology for the development of a national decentralization plan was nonetheless validated and will be useful for the development of sectoral plans to decentralize the various ministries.

The deployment of government's Intranet in Ouagadougou is done through migration to Gigabits Ethernet voices and data network, and includes a secured Internet connection of 30 administrative buildings, in order to promote electronic administration. An invitation to tender is being prepared for the extension to all government buildings in Ouagadougou and Bobo by 2007. On the other hand, the support program for ICT promotion was pursued with the installation of computer cabling in the National Assembly, national radio, rural radio, and ENAREF. Finally, more than ten ministries have a master plan to introduce ICT, while it has been the case for the ministry of finance for several years already.

2.5.3 Economic governance

In order to promote economic governance the following actions were carried out: (I) strengthening the steering and management capacities of the economy, (II) fighting against corruption and (III) coordinating aid.

2.5.3.1 Strengthening the steering and management capacities of the economy

With regard to strengthening the steering and management capacities of the economy, an integrated project bank is being set up with the assistance of the firm Multi Consult, to generate an informatics network for an integrated projects database. A regional workshop on program budgeting was held in Ouagadougou and its conclusions will be used to work out an action plan, benefiting from the technical presentations that were made and the experience of other countries. In the mean time, many sectoral policy documents were prepared and validated at various levels (cabinet council, CASEM, validation workshops, etc.) but still remain to be adopted by the Council of Ministers (MCAT, MASSN, MEDEV, MFB, MESSRS, MJ, MJE). The Ministry in charge of information technologies policy document was adopted at the end of December 2006 by the Council of Ministers.

The national prospective study strategic orientation document "Burkina 2025" is being developed, and should be based on the results of the first phase of the study (constitution of an

information base, structural analysis, development of various scenarios and formulation of the vision).

Burkina Faso undertook the development of national and regional (13) planning schemes. These tools will allow to generate a coherent framework for intervention and harmonization of actions in the country. They will constitute a reference for all the actors in order to ensure development policies coordination, and consequently to contribute to good economic governance. As of September 2006, significant progress was recorded with regard to the design of the national and regional planning schemes, and the official launching will take place in April 2007. The first phase of the study dealing with the national territory diagnosis has begun and will be completed in May 2007; this will allow to design the various scenarios, establish SNAT, and develop regional planning schemes by the end of the year. The consultant recruited to carry out the study has officially started on September 4, 2006, his mission should take 21 months, and is divided in three phases: (I) phase 1: diagnoses and orientations; (II) phase 2: development of the SNAT; (III) phase 3: final setting up of the SNAT. The Sahel regional scheme, and the provincial Zoundwéogo scheme are available and in use, while eight others are being developed or about to start (Sanguié, Boulkiemdé, Sanmatenga, Yagha, Boulgou, Soum, Gourma, and Komandjari). Moreover, Burkina Faso's Atlas was published and is available.

In addition, the medium-sized towns development program is being revised to take into account urban developments located between the two metropolises (Ouagadougou and Bobo-Dioulasso) as well as the rural communes, and, on the other hand, the political and institutional changes and economic reforms of recent years. The research study is geared towards the development of a secondary centers development policy, with a framework program that can be used by the government and its partners to devise their support for secondary centers development. The other urban establishment strata, the upper (Ouagadougou and Sore-Dioulasso) and the lower strata (rural communes) will be the subject of specific programs.

With regard to operational management, the establishment of a registry of movable and immovable property constitutes a powerful control tool of government assets, and contributes to good economic governance in providing benchmarks for public expenditure. The CID task force was strengthened by the recruitment of three data processing specialists in 2006. Computerization of tax exemptions, customs management, and hydrocarbons subsidies, is being validated by the Council of Ministers

With regard to improving public finance, focus was put on the preparation of a strategy to strengthen public finance (SRFP), and its final version is now available. The strategy document prepared according to a participative process was adopted by the Council of Ministers in February 2007. This strategy is replacing the budget management strengthening plan (PRGB) which, after four years of implementation, recorded notable achievements. The strategy was developed according to a sectoral approach and is meant to consolidate PRGB achievements, and address insufficiencies in the management system. In addition, reforms and actions within the PRGB framework continued to be implemented. They relate to four main themes: (I) public finance legal and organizational framework, (II) budget formulation, (III) budget implementation, and (iv) fight against corruption.

With regard to public finance legal and organizational framework, a few years ago, the government started auditing activities, which were pursued in 2006. The audits of the Directorate-General of Budget (DGB), Directorate-General for Taxation (DGI) and the DEP/MFB are being completed. DGCOOP audit is not in conformity with the terms of reference, and repeating the audit operation is being considered. As for audits already carried out (DAF, DCCF, DRH and DGTCP), recommendations have been provided and action plans are being developed or implemented.

With regard to budget formulation, the budget process was carried out normally in 2006. Respect of the budgetary calendar allowed the adoption of the 2007 supply bill by the National Assembly

on December 14, 2006, on the basis of the 2006-2008 Medium Term Expenditure Framework sectoral ceilings. This Medium Term Expenditure Framework is built around seven key priorities: 1) deepening the fight against poverty; 2) stimulating the economy production sectors; 3) promoting employment; 4) fighting against fraud and corruption; 5) improving security and promoting human rights; 6) continuing reforming the government; and 7) implementing the national territory integral communalization.

With regard to budget implementation, the main reforms carried out in 2006 concerned the Public Expenditure Financial Assessment (PEFA), public purchase, decentralized budget management, taxation, control and accountability. Thus, consultants were recruited in November 2006 to assist with PEFA, but they work didn't start in year 2006. In the long term, a reference value/baseline will be needed to assess the performance of public finance management within the SRFP framework.

The implementation of public procurement reform measures resulted, in March 2006, in the adoption of an action plan for the Country Procurement Assessment Report (CPAR). This plan relies on four pillars: (I) legislative and regulatory framework, (II) institutional framework, and management capacities, (III) procurement operations and private sector performance, and (iv) integrity, and system transparency. The regulatory framework is being revised and will result in the creation of a Procurement Directorate-General and a procurement regulatory authority. This will allow implementing efficiently the CPAR action plan.

In terms of proximity management, programming devolution which started in 2003 was extended in 2006 to Banfora and Gaoua, and a technical and financial evaluation was conducted in Ziniaré, Ouaga and Manga. To date, the system works in five regions, and wiring operations are being completed in five other regions. The study on the implementation of the credit delegation mechanism to the peripheral level, undertaken in 2006, should facilitate the extension of this approach to all departments with decentralized structures.

Finally, with the progressive devolution of payment authorizations to regional levels, all expenditures will be dealt with at the local level in the near future. Thus, the government has started evaluating the delegation process regarding the cash advances (*regies d'avances*). For this purpose, a study was carried out, and its main recommendations are: (I) prepare a procedures manual; (II) generalize the credit delegation procedure and budget implementation; (III) set up a formal framework for dialogue; (iv) build local capacity for budget coordination and implementation; (v) build capacity of the structures in charge of ex-post control by providing them with appropriate means. An action plan was developed for the implementation of these various activities.

With regard to taxation, the modernization of the normal tax system (RSI) and large companies management was pursued with the recruitment by DGI of five (05) data processing specialists, because of the lack of qualified IT operative, which hindered the use of the computerized taxation system (SINTAX) in tax divisions others than the DGE. Moreover, the reform of the single financial identifier (IFU) was formally completed by the issuance of decree n° 2005-766/MFB/SG/DGI of December 15, 2005, revised on January 1, 2006. The fiscal census of 2006 conducted in Ouagadougou and Bobo-Dioulasso made it possible to collect respectively 82.39% and 87.36% of these two cities tax potential. The fiscal census main results are: (i) taxpayers reclassification with respectively 588 985 and 12 761 new taxpayers for the real/normal scheme, the RSI and the CSI; (ii) detection of 16 925 non-declared buildings renters income, (III) increase in local communities tax proceeds by one billion FCFA in October 2006, compared to 2005. Finally, the customs service computerization process which allowed the interconnection of the main customs office (Bobo-Gare, Bobo CDP, BVA, Ouaga Gare, Ouaga CDP, Bittou, etc.) with the DGD statistics and data processing directorate was carried out. This level of interconnection remains however beyond what is necessary for a full use of SYDONIA.

With regard to control and accountability, the revision of organic law 14/AN of May 15, 2000, organizing the Court of Auditors is effective, while the IGE organic law is still being revised. With regard to public procurement, 24 audits were carried out for an amount of 3 billion FCFA on 31.3 billion that went through CID (off convention with Faso Baara ("*hors convention avec Faso Baara*")). ABG 2005 financial flows audit was carried out and the final report was presented on May 2, 2006. As for the independent evaluation of CGAB-CSLP operations in 2005, the final report is available since May 2006. In order to validate the content of, and the methodology for bill of laws, a Joint Committee CC/MFB was set up, but its study mission to Senegal and Benin scheduled for March 2007 couldn't be conducted because of counterparts unavailability. The proposal of a jurisdictional solution regarding payment laws not produced before 1992 which concern parliamentary control was not effective, because its implementation would have required consultations between the legislative, executive and judicial powers.

2.5.4 Fighting corruption

With regard to the fight against corruption, it was necessary to develop a national anti-corruption policy, as well as an implementation action plan. Although the national anti-corruption policy was adopted in May 2006, the action plan could not be adopted. Indeed, an action plan outline was produced and used for discussions between the various stakeholders, but the final document was not available yet by the end of 2006. This is due in part to divergent views among main actors (government, PTFs, private sector and civil society).

2.5.4.2 Aid coordination

Aid coordination aims, among others, to improve public policies ownership, medium-term resources predictability, and to support capacity building. The priority of protocol CGAB-CSLP signed in January 2005 by the government and the partners supporting the budget, was, in 2006, to foster dialogue between the government and the partners in order to implement the CSLP and operationalize and promote best practices with regard to budgetary assistance.

Important achievements were recorded during year 2006 with regard to the implementation of budget reforms, as the PRGB steering committee follow-up reports shows. Moreover, the assessment of the CGAB-CSLP activities for year 2006 shows significant achievements, and adherence to the work program. In year 2006, dialogue has improved as well as short-term predictability and missions coordination.

However, some activities could not be carried out, in particular technical assistance coordination, which remains very important in terms of harmonizing and strengthening coherence between the CGAB-CSLP and the CSLP process.

2.5.5 Local governance

Decentralization was consolidated after the two local elections held in 1995 and 2000, starting a process that led to "integral communalization" with the municipal elections of April 23, 2006. More specifically, 302 rural communes were set up after these local elections, and their deliberative organs constitute a turning point in the decentralization process in Burkina Faso.

To support local and regional authorities deliberative organs, in terms of local council members capacity building, a training policy document was developed. Priority training sessions on issues such as the organization and operations of town councils, the development and implementation of local budgets, and the holding of municipal registry of births, marriages and deaths, were offered in 2006, and will be supplemented by other priority modules in 2007 (mayor attributions, regional planning, local development plans). These modular training sessions will be accompanied by functional literacy courses in easy French (*français facile*) for local councillors, since more than 15 000 among them are illiterate.

The decentralisation regulatory framework was completed with decree n°2006-209/PRES/PM/MATD/MFB/MEBA/MS/MASSN/MCAT/MSL, of May 15, 2006, dealing with competency and resources transfer to urban communes with regard to priority areas; and decree n°2006-204/PRES/PM/MFB/MATD of May 15, 2006, defining regional or local authorities financial and accounting systems, in Burkina Faso.

Several commune head offices are being built (60 on the government budget, 12 on Danish funds and 6 on their own funds). Several studies were carried out on the strengthening of local governance, including:

- the public expenditures review from the Ministry of Territorial Administration and Decentralization (MATD);
- the study about the set up of regional inspectorates;
- the completion of the strategic framework for decentralization implementation (CSMOD);
- the study about expanding agency lines to peripheral regions;
- the assessment of rural communities startup needs.

Among the actions being implemented, we can mention: the development of a government support policy for local development, and a regional investment promotion policy; the drafting of a local development guide; the setting up of a fund for local sustainable investment; the establishment of a unified government support technical system to local authorities. Moreover, other actions are being developed.

With regard to local development, the implementation of several projects and programs in the various regions, focusing either on local development (local development program in Zoundwéogo, Sanmatenga, Sanguié-Boulkiemdé, Soum, the West, etc.), on “*terroirs*” management (PNGT2), or on rural development, has been successful. With the adoption and implementation of the decentralized rural development policy document, a tendency towards harmonization of the various projects and development programs on the ground is noticeable. There is an increase in local ownership in terms of development projects and programs, driving local governance improvements.

2.6 Cross-sectoral aspects

2.6.1 Gender issues

The national gender policy (PNG) was not developed in 2006, as expected. Many constraints explain this delay, linked in particular to the consultants selection process. The participatory approach adopted requires to reach consensus at every stage of the process, conflicting with the very busy schedule of the PTFs involved in it. Moreover, after the setting up of a technical committee in charge of monitoring PNG development, (ministerial decree N°2006_07/PM/MEDEV of April 14, 2006) the national gender expert was recruited only in October 2006 and the consulting firm one month later, in November 2006.

However, the PNG process is now on track, and the first phase of the review survey was completed in January 2007. If the other activities are carried out according to schedule, the national gender policy study phase, should be available by May 2007.

In the mean time, various ministerial departments took part in the national gender policy preliminary study, performed by the consulting firm *Impact Plus*. Some departments have already integrated the gender dimension in their policy, which has been the case for several years for the Ministry for the promotion of women. It is also the case for the departments in charge of human rights promotion, education, health, rural development, etc. The Ministry of defense is also to be mentioned with many related actions carried out in 2006 2007.

Indeed, in 2006, the ministry of defense has started to increase the number of women in the armed forces, in collaboration with technical and financial partners. This project is well integrated in the fight against poverty. Moreover, it allows the armed forces to benefit from women unquestionable abilities. The ministry of defense gender policy should intensify in 2007. Already in 2006, women future officers have been recruited.

2.6.2 Capacity building

Facing human capacity building challenges effectively is necessary to deliver conclusive results in priority areas, in order to meet the Millennium Development Goals, and to efficiently manage the economy.

With regard to results-based management of the economy, many activities were organized in 2006, including two workshops for the directorates of planning and [economic] studies, and the coordination structures in charge of sectoral policies (STC - PDES, SP/PDDEB, SP/PNDS, and SP-CPSA), but their impact has not been assessed yet.

In addition, two training workshops were organized for the unit in charge of the poverty map, with the purpose to build capacity in the treatment of "spatialisable" economic and social data processing, as well as the production and archiving of poverty maps. In these workshops, the geographical information system (SIG) was used in monitoring and evaluation of actions carried out in the fight against poverty, while taking into account the spatial dimension.

III. REGIONAL PRSPs IMPLEMENTATION SUMMARY

3.1. Financial statement of the regional PRSPs

In general, the various CSRLP were successfully implemented in the regions. The average rate of implementation is estimated at 90.6%. Apart from the Center-West and Center-South regions which recorded relatively weak performances, the other regions recorded a rate of implementation of more than 50%, and very high rates were even recorded in the East, Center-North and Boucle du Mouhoun regions. The North region recorded the highest investment rate with 29.8%, and is followed by the Center-North (18.3%), and the Boucle du Mouhoun. (13.6%). The average investment amount is estimated at 23,345 FCFA (table 8). This average amount is however hiding rather important disparities, with per capita investments varying from 77,459 FCFA in the North to only 7,250 FCFA in the Center-South.

**Table 8 : Priority Action Program (PAP) of the CSRLP implementation review
(millions FCFA)**

Region	Previsions	Achievement	Rate	Achievement Region/ Achievement Total	Achievement / per capita
Boucle du Mouhoun	33 959,67	41 672,42	122,71%	13,61%	28 188
Cascades	20 336,20	16 969,83	83,45%	5,54%	39 403
Center	26 641,05	14 516,85	54,49%	4,74%	10 849
Center- East	22 826,75	16 929,01	74,16%	5,53%	16 047
Center North	22 338,93	55 954,64	250,48%	18,27%	48 448
Center-West	25 369,08	9 246,87	36,45%	3,02%	8 281
Center-South	12 094,02	4 664,51	38,57%	1,52%	7 250
East	14 130,28	9 926,71	70,25%	3,24%	8 725
Hauts - bassins	27 491,71	18 874,02	68,65%	6,16%	13 586
North	98 177,14	91 145,86	92,84%	29,76%	77 459
Plateau central	14 298,29	11 083,17	77,51%	3,62%	15 202
Sahel	14 349,82	10 026,01	69,87%	3,27%	10 705
South-West	5 985,00	5 211,23	87,07%	1,70%	9 820
TOTAL	337 997,94	306 221,15	90,6%	1,00	23 345

An analysis by strategic axis shows a very high level of achievement for axis 2 (94.8%) and axis 3 (95.6%). For axis 1, the rate is 89.7%. Axis 4 implementation rate is the weakest, estimated at 68.6%.

In terms of regions, there are strong disparities from one region to another. With regard to axis 1, two regions (Boucle du Mouhoun and South Center) have show rates of implementation above 100%. For axis 2, Center-North records a very high rate (413.4%), and Center-South a very low one (11.3%). With regard to axis 3, rates of implementation are higher in the Center-East (104.6%), Center-North (123.0%), North (127.7%), Sahel (100%) and South-West (226.7%), and very low in Plateau-central (5.1%), Cascades (6.6%), Hauts-Bassins (20.5%), and Center (21.6%). For axis 4, high rates are recorded in the South-West (70.2%), Center-West (87.8%), and Plateau-central (77.1%).

In terms of the volume of investment mobilized (cf. table 9), funds invested in axis 1 account for 43.5% of total investments. The preponderance of Axis 1 shows how important is the creation of wealth with regard to the regions poverty reduction strategies. This is explained by the fact that growth has stimulus and income redistribution impacts. Growth makes it possible to improve basic social indicators significantly. In some regions, the level of investments in axis 1 is sometimes above 70%. It is the case of the Boucle du Mouhoun, Cascades, Center and Sahel regions (respectively 77.1%, 70.5%, 75.5% and 88.9%).

Table 9 : Investments by axis and by region (en millions FCFA)

Regions	Axe 1	Axe 2	Axe 3	Axe 4	TOTAL
Boucle du Mouhoun	32 136.17	8 804.88	183.37	548,01	41 672.42
Cascades	11 956.45	3 800.38	61.78	1 151,22	16 969.83
Center	10 965.66	2 285.54	1 247.04	18,61	14 516.85
Center-East	9 991.80	5 667.22	555.10	714,89	16 929.01
Center-North	7 015.26	48 393.93	335.09	210,36	55 954.64
Center-West	5 517.72	2 731.07	610.59	387,48	9 246.87
Center-South	1 695.79	854.06	1 898.72	215,94	4 664.51
Est	3 180.16	4 448.10	711.56	1 586,90	9 926.71
Hauts-Bassins	3 310.29	13 603.57	826.69	1 133,46	18 874.02
North	32 922.36	4 455.36	42 339.48	11 428,65	91 145.86
Plateau-central	4 375.43	6 328.24	34.16	345,35	11 083.17
Sahel	8 911.09	539.23	9.34	566,34	10 026.01
South-West	1 204.32	3 438.94	288.26	279,72	5 211.23
TOTAL	133 182.51	105 350.52	49 101.18	18 586.93	306 221.15
<i>in % of the total</i>	<i>43.49%</i>	<i>34.40%</i>	<i>16.03%</i>	<i>6.07%</i>	<i>100.00%</i>

Axis 2 of the PRSP got 34.4% of the investments to cover the cost of Regional-PRSPs activities, which shows that regional actors are conscious of the strong correlation existing between Axis 1, the engine of the economy, and axis 2. Indeed, the income redistribution resulting from economic activity would allow access of the poor to basic social services and social protection, which in turn would stimulate the economy.

Axis 3 is in third position with regard to investments covering the cost of Regional PRSP activities. The North and Center-South regions mobilized relatively important resources for this axis (a little more than 40% of the amount of investments devoted to axis 3), while they were very limited for the other regions : Boucle du Mouhoun, Cascades, Center-North, Plateau central, Sahel (less than 1% of the amount of resources mobilized for axis 3).

Axis 4 occupies the last position in terms of volume of investments for year 2006 (6.1%). This low level is found in all regions. However, axis 4 position could be explained by the fact that most activities in this axis are difficult to encapsulate (thus to capitalize), and allocated credits originate from national budget.

With regard to local development funds, the average collection ratio is estimated at 54.5%. This figure is hiding deep disparities. Indeed, the rate is very low in the Haut-Bassins (0.3%), South-West (2%), and North (12,2%) regions, but remains close to 50% in most regions areas; it is only in the Center-North and Center-South that it exceeds 80%.

Table10: Implementation status of local budgets in 2006

Region	Previsions	Recoveries	General Rate	Rural Rate	Urban Rate	Province Rate
Boucle du Mouhoun	857,80	548,39	0,64	54,00%	65,90%	66,60%
Center	8 597,71	6 783,68	0,79	61,90%	80,10%	70,40%
Center-North	63,69	56,52	0,89	-	-	88,70%
Center-East	1 236,63	652,14	0,53	107,30%	47,80%	62,00%
Center-North	950,45	531,67	0,56	84,80%	40,00%	83,50%
Center-West	920,03	711,49	0,77	60,10%	77,20%	82,90%
Center-South	413,80	341,76	0,83	90,30%	71,00%	98,70%
East	705,92	517,74	0,73	78,20%	69,80%	75,60%
Hauts-Bassins	3 736,55	9,57	0,00	0,00%	0,30%	0,00%
Cascades	1 026,76	538,44	0,52	68,80%	46,50%	78,80%
North	713,61	87,35	0,12	21,40%	0,00%	30,00%
Plateau central	1 021,40	435,89	0,43	73,70%	20,90%	87,60%
Sahel	427,75	301,64	0,71	82,30%	47,40%	88,90%
South-West	465,75	9,33	0,02	22,50%	0,00%	0,00%
Total	21 137,88	11 525,61	54,50%	58,70%	52,30%	61,90%

3.2. Results Analysis

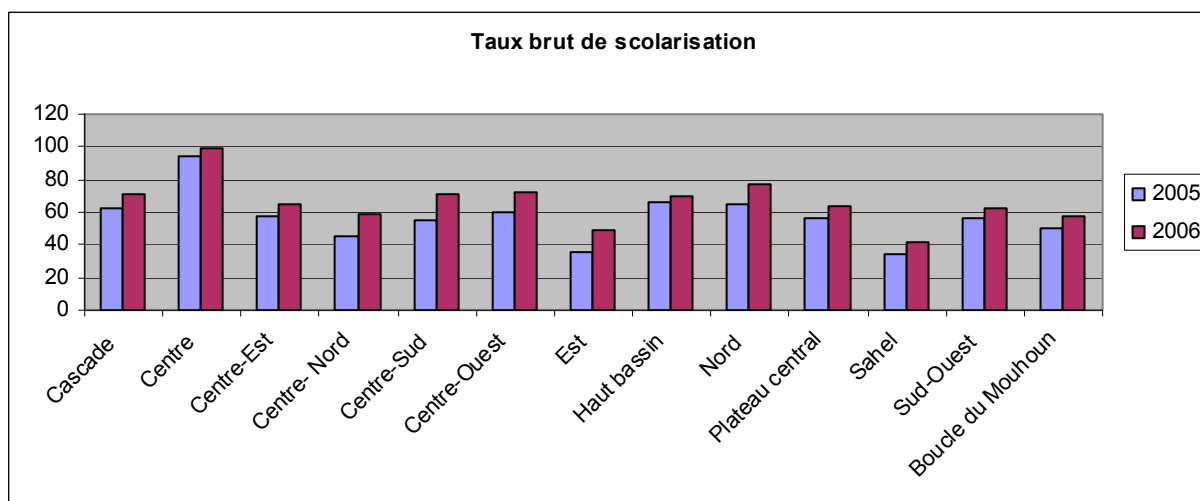
This section provides a sectoral analysis of the main results, and deals with the education, health, employment and vocational training, rural development, sanitation, and energy sectors.

With regard to the education sector, the December 2006 Rapid survey results indicate an overall positive evolution of the gross enrolment rate in all the 13 regions of the country as shown in chart 4 below.

Five (5) regions have achieved the best performance with regard to TBS progression, with more than 10 percentage points between 2005 and 2006. They are in particular the Center-South (+15.62), East (+13.8), Center-North (+12.85), North (+12.80) and Center-West (+12.18) regions. The lowest evolution was recorded in the Center with a TBS progression of +4.20 points compared to its 2005 (the Center region having a TBS close to 100%). It is worth noticing that these results recorded in 2006 in the 13 regions are all higher than anticipated, because of the policy aiming at giving special consideration to the 20 priority provinces.

Chart 4 : Regional TBS evolution between 2005 and 2006

Taux Brut de scolarisation: Gross enrollment rate

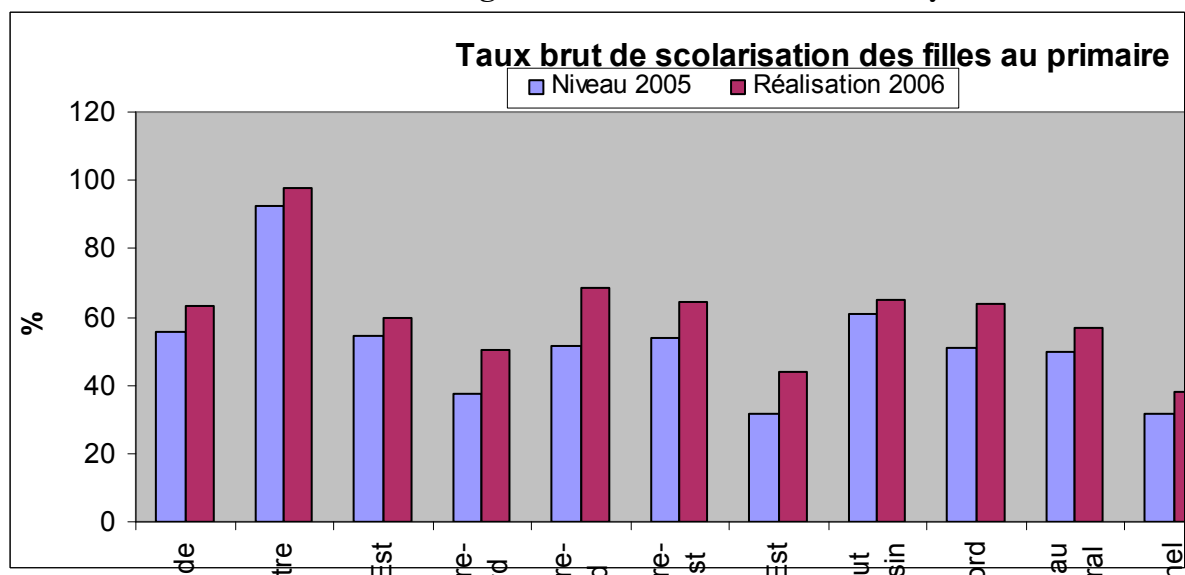


Six (6) regions out of thirteen have a TBS lower than the national average (66.3%), according to graph 2 below. These are in particular the Sahel (41.59%), Boucle du Mouhoun (57.13%), Center-North (58.65%), Plateau central (63.7%) and Center-East (64.38%).

TBS overall positive progression in the 13 regions of Burkina Faso was accompanied by a positive evolution of girls' gross enrollment rate (ref. graph 5). The strongest progressions were made in the Center-South (+16.79 points), Center-North (+13.38 points) and North (+12.76 points) regions, while the weakest were recorded in the Center and Center-East regions, with respectively a progression of (+4.92 points) and (+5.2 points).

Chart 5 : Regional TBS evolution for girls between 2005 and 2006

Taux brut de scolarisation: Girls' gross enrollment rate in secondary education



The above report must be considered in time in order to see an improvement in the ratio girls/boys resulting from measures taken by the government to encourage girls' enrollment, particularly the suppression of tuition fees.

With regard to the health sector, excellent performances were recorded in 2006 with a noticeable improvement of all health indicators, in particular in terms of quality of health care services and geographical and financial access to these services.

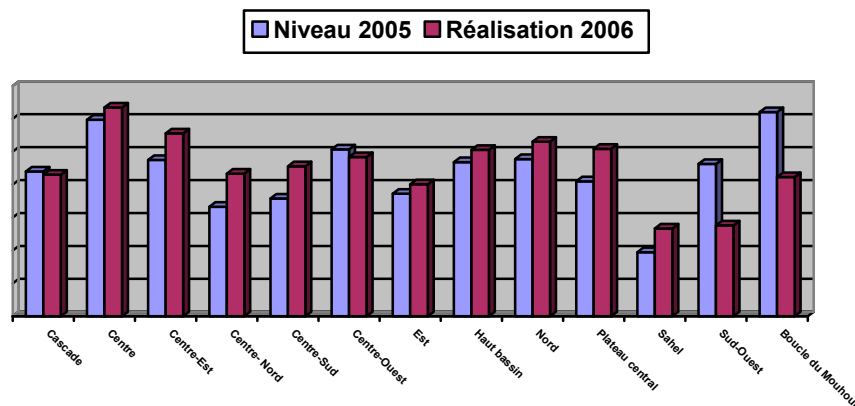
With regard to the fight against transmissible and nontransmissible diseases, immunization coverage has progressed significantly these past three years for practically all the antigens. BCG recorded a rate of implementation higher than 100% in all regions except the Center, which recorded a rate of 82.07%. The three best performances for the measles vaccine (VAR) were recorded in the East (98.8%), Center-North (95.82%) and Center-East (90.68%) regions. As for the anti-amaril (VAA) immunization, coverage improved in all regions in 2006 compared to 2005. The new DTC-Hep-Hb immunization (pentavalent3) recorded a rate of 95% for a 85% objective. The Center-North (101.68%), Center-West (98%), East (107%) and South-West (98%) recorded higher rates than the national average. The situation for each region is shown in table 11.

Table 11: DTC-Hep-Hb immunization coverage rate

REGIONS	2005 Level	2006	
		Previsions	Achievement
Cascade	-	-	90,76
Center	79,97	91	83,68
Center -East	100,99		74,36
Center-North	109,08	100	101,68
Centre-South	90,61	87	86,06
Center -West	101	100	98
East	101,4	98	107,6
Haut bassin	88,92	-	70,16
North	87,15	90	73,05
Plateau central	88,4	95	75,6
Sahel	105,33	98	77 ,47
South-West	98	100	98
Boucle du Mouhoun	90	96	75,25

In order to improve the population's financial accessibility to health services, and within a context characterized by the scarcity of resources for the health sector, some measures were taken to increase the efficiency of these services and promote risks sharing mechanisms. Moreover, the implementation of the childbirth subsidy and obstetric emergency care strategy, as well as the continuation of free preventive care services for pregnant women, and children from age 0 to 5 years, in all public health centers, made it possible to improve indicators such as the rate of childbirth assisted by qualified personnel in all Burkina Faso regions, as shown in graph 6.

Chart 6 : Rate of childbirth assisted by qualified personnel in the regions



In spite of regional disparities, there is an overall improvement with regard to CSPS conditions in terms of personnel, in all regions. In the North we notice an increase of almost 19 percent, from 63.11% in 2005 to 82% in 2006. In the same way, in the Boucle du Mouhoun, a progression of 7.38 percent was recorded, from 44.68% in 2005 to 52.06% in 2006. The Center-West (79%) and Center-North (65.26%) regions show slight improvement with increases of 1 and 2.11 percent, respectively. The East and Sahel regions recorded poor performance in 2006 compared to 2005, with a decrease of 15 and 13.81 percent respectively, with 70% and 72.13%. In spite of a slight decrease of 0.36 percent, the Center (90%) remains, as in 2005, the region which has the greatest number of CSPS with standardized personnel characteristics. It is followed by the North (82%) Center-West (79%), Sahel (72.13%) and East (70%) regions. The Center-South (45.57%) and Plateau central (47%), show the poorest performance with less than half of the CSPS with standardized personnel characteristics.

With regard to the fight against AIDS, there is a noticeable increase in the proportion of people infected with the virus who are under antiretroviral treatment, in the various regions. In the North, more than 60% of infected people are under antiretroviral treatment, while for most regions the proportion varies between 35 and 50%, with the Plateau Central in the back of the pack with only 36%.

With regard to MEG stock outages, the corresponding rate varies much from one region to another. As in 2005, the Cascades, Center-North, East and Sahel, regions did not record stock outages in 2006. Whereas in the Center-West the stock outage rate was 20%, and 14% in the Center. We notice a significant progress in all regions in comparison to 2005. Indeed, the Center-West reduced by 60 percent its stock outage rate, from 80% in 2005 to 20% in 2006

With regard to the employment and vocational training sector, the regions undertook various actions thanks to support funds, which resulted in job creation and the training of several people. In the Boucle du Mouhoun, 1680 jobs were created in year 2006, an increase of almost 200%, while 366 new jobs were generated in Hauts-Bassins, 286 in Center-West, 119 in Cascades, and only 2 in the Sahel region.

In the area of vocational training and apprenticeship, the efforts deployed resulted in noticeable improvements. In the Cascades, 160 people were trained, and 88 in the Center-West. Compared to 2005, the number of trained people increased everywhere. It increased by 44% in the Sahel, 36% in the North and 13% in Cascades. On the other hand, in the Center - North, the situation got worse in 2006, compared to 2005 (- 30%).

With regard to rural development, the initiatives taken for the reduction of agricultural vulnerability, and a good pluviometry on the whole country resulted in a significant increase in agricultural

production. With an increase rate of more than 70%, the North recorded the best performance, followed by Cascades (37%), the Center (27%), the Boucle du Mouhoun (27%), and the Hauts bassins (23.82%). However, the Center-South had a modest performance, with an increase of 5%. Apart from the Boucle du Mouhoun (where it remained stable at 213%) and the Center-West (where it dropped by 11 percent), the cereal coverage rate improved. In the Center it improved from 13% in 2005 to 16% in 2006, an increase of 3 percent. In the Hauts-Bassins it increased by 40 percent to reach 221% in 2006.

The search for optimal animal productivity lead to an increase in the fight against certain pathologies. This resulted in an improvement of the Newcastle disease immunization coverage rate, which progressed in all regions; from 108% in 2005 to 191% in Center-West, while in Center-North it reached 150% in 2006 against 15% in 2005. In the Boucle du Mouhoun (83% in 2006) a progression of 73 percent is recorded. In spite of the efforts deployed, the immunization coverage rate against contagious pleuro-pneumonia remains very weak in all regions (less than 50%). The Boucle du Mouhoun which had the best performance, reached only 45% of coverage rate. With a rate of 7%, the Center-South had the weakest performance. Compared to 2005, some regions experienced improvements, while in others the situation worsened. Thus, in the Center-North, and the Boucle du Mouhoun, the increase is higher than 7 percent, whereas in the Center a decrease of 8 percent is recorded.

With regard to drinking water and sanitation, the various initiatives implemented with partners support resulted in significant improvements. In most regions, an increase in the number of water holes resulted in an improvement of the access rate. Thus, in the Center region, the rate increased from 68% to 70% between 2005 and 2006. In Cascades, it increased by one percent to reach 54%. In the Boucle du Mouhoun, it increased from 75% in 2005 to 84% in 2006, an increase of 9 percent. However, it should be stressed that population growth rate in some regions will result in a deterioration of accessibility to water indicators. Indeed, projections show a decrease in potable water coverage from 53% in 2006 to 52% en 2007, in the Cascades region.

IV. MONITORING AND EVALUATION OF THE STRATEGY

4.1. Institutional arrangements and appropriation of the SFPR

The institutional arrangements set up within the PRSP monitoring framework functioned fairly well compared to 2005, with the ministerial orientation and monitoring committee meeting in February in order to assess the guiding principles. During this session, it reaffirmed the role of the sectoral and thematic commissions presidents in the process, and recommended that measures be taken to regionalize the said process. The sectoral thematic commissions met at least twice to prepare the review.

However, it should be noted that the work of the commissions has focused only on activities related to PRSP implementation assessment, but according to the spirit which guided their creation, the aforementioned work should not be limited to these assessment activities only. Each year, the CSLP implementation guiding principles are adopted by the Government; they concern the various tasks to carry out during the year by the CST. Moreover, the ministries Directorate of Planning and Studies (EPD) as well as the sectoral policies coordination committees, providing important contributions in terms for CST operations, lack adequate means to work effectively, and would need technical and financial support.

On the organizational level, after three years of implementation of the CSLP monitoring and evaluation system, some weaknesses persist characterized by the:

- weak ownership of the process by the various actors;
- insufficient link between the PRSP and the budget;
- multitude of consultation and dialogue frameworks.

In order to deal with these constraints, **active discussions** were held throughout year 2006 so as to proceed with the revision of the PRSP institutional monitoring and evaluation system, on the MEDEV and MFB levels. The broad outline of this revision consists of:

- establishing stronger links between sectoral dialogue frameworks and the PRSP;
- improving processes ownership (at the sectoral, PRSP and CGAB-PRSP levels) by the actors (civil service, civil society and PTFs);
- harmonizing agendas, and better defining working tools

Already in September 2006, at the time of the first CST meetings, the draft directives for year 2007 and the **draft texts** regarding the institutional PRSP monitoring system, were presented in order to obtain recommendations and amendments.

In June 2006, the CGAB-PRSP group went on a visit to Mozambique to share experiences about donors coordination in terms of budgetary support, PRSP process and public finance management. A workshop with all the partners and the administration was organized on September 7, 2006, in order to review the results and recommendations resulting from the mission.

During the CGAB session of September 28, 2006, an action plan was adopted in order to implement the recommendations of the Mozambique study trip, and two working groups were set up, one on the CSLP process and the other on the CGAB-PRSP process. These working groups purpose was to make specific proposals in terms of policy implementation, national institutions accountability and aid effectiveness. In order for the members of the working groups to better implement the established agenda, a technical retreat was organized in Kaya from November 22 to 24, 2006, with representatives of various government agencies, CGAB-CSLP partners, and some PTFs such the UNDP and Canada. At the end of the retreat, each group submitted a report including recommendations and the conclusions that they have reached. The recommendations are to:

- align the CGAB-PRSP process on the PRSP process;
- make the sectoral dialogue frameworks the basis of ownership, by adopting a bottom-up approach.

A meeting meant to present the conclusions was organized on December 18, 2006, with the Minister for Finance and Budget, the MEDEV Secretary General, and the lead PRSP and CGAB-PRSP partners. Although the proposals made by the various groups are pertinent, it is necessary to prioritize actions for an efficient implementation of reforms.

The implementation of the action plan with the recommendations resulting from the various evaluations and studies conducted in 2006, and the reforms suggested at the Kaya technical workshop, should help to better structure the PRSP and CGAB-PRSP processes, and rationalize the sectoral consultation frameworks. The main challenges remain CSLP monitoring and evaluation, PRSP institutional monitoring system revision in order to adapt it to the new situation, and the testing of the working tools for the 2007 review.

4.2. Following-up on statistical production, and meeting the indicators

Year 2006 saw the creation of a permanent secretariat for the National Statistics Council, and the conduct of the general population and housing census.

With regard to agricultural statistics, the agricultural permanent survey was carried out as usual, and provided an estimate of the 2006 cereal production. The 2006-2007 survey on **market gardening** is being prepared with the inventory of the main sites, and will start soon. Taking into account nutritional aspects in the permanent agricultural survey showed a 14.4% malnutrition

prevalence for children aged 6 to 59 months (brachial perimeter considerations). Thus, in year 2006, the achievements are:

- the agricultural permanent survey, whose provisional results are known;
- the startup of the agriculture general census within the framework of PA-SISA;
- the conduct of specific surveys, such as on cereals poverty incidence in 2005;
- the conduct of a survey regarding “the evaluation of the alimentary situation in 2005”.

With regard to the National Institute for Statistics and Demographics, although a statistical data production program is available, in particular within the framework of the national statistical system development project, statistical monitoring of the strategic framework for the fight against poverty still suffers from many constraints. Thus, the yearly QUIBB survey, and the surveys on the users of health and education decentralized services could not be made available for this review.

Other on going efforts include the 2006 MICS3 survey, with field work having started in April 2006 and the data processing activity in June 2006. The revision of the processing programs, in accordance with the recommendations of the MICS3 project are ongoing. The publication of the analysis reports are scheduled for May 2007.

Concerning the 2006 RGPH, the enumeration activity was carried out in December 2006 and the project is currently at the stage of data processing (examination, coding and entry); and the preliminary results should be published in April 2007

V. PROSPECTS FOR 2007 – 2009

5.1. Measures and priority action for each strategic axis

5.1.1. Accelerating equity-based growth

With regard to public finance management, the 2007-2009 period will see the implementation of the public finance strengthening strategy. Thus, focus will be put on forecasting, programming and budgetary tools in order to better channel the resources towards priority sectors. Measures like the progressive adoption of sectoral policies within the various departments, the implementation of a new strategy for budget program (*budget programme*) and sectoral MTEF, the dissemination of a manual on MTEF, and the carrying-out of some public expenditure reviews, will allow to reach the above-mentioned objective.

In order to strengthen the internal resources mobilization system, the government will pursue the modernization of the tax authority with the progressive implementation of a computerized tax system. The deployment of the software for computerized taxation (SINTAX) will allow to improve tax arrears management and the data-gathering activity needed for the implementation of the integrated circuit used for tax revenue (CIR), which is being finalized. With regard to the dynamization of the import tax revenues (*“recettes de porte”*), SYDONIA++ will continue to be implemented in all its functionalities, and the interconnection of border offices and commission agents will be finalized. Data processing from the tax census undertaken in 2006 will have an impact on fiscal revenue with the widening of the tax basis, and the monitoring of taxpayers.

In order to improve public expenditure management, it will be necessary to (I) improve the debt management system by completing the integrated circuit software for external financings, (II) speed up procedures and improve transparency in terms of procurement by implementing the CPAR action plan, (III) continue the renovation of the public finance legal framework, (iv) finalize CID and revise SIGASPE, (v) improve the quality and transparency of the finance law, and (VI) pursue the decentralization process through the completion and implementation of the

new communities financial system, and finalize the financial management software and its deployment.

With regard to improving the business climate to promote the private sector, in spite of the requirements to optimize tax revenues, the government will reduce certain taxes having to provide incentives for investors in Burkina Faso. Thus, the government will:

- reduce certain taxes;
- facilitate the acquisition of titles for use of property in extending the acquisition period (currently from February 1 to December 31, 2007), and is considering setting up a one-stop shop for land related matters;
- complete the revision of the general tax code during year 2007; and
- continue to reduce administrative procedures.

In addition, the other actions implemented or anticipated in the short or mid term are :

- extend CEFORE competences to include businesses modification and removal from register (*radiation*);
- accelerate the transfer of the one-stop shop centers (CGU) to the *Maison de l'entreprise* by completing the repair of the CGU headquarters;
- open Bobo-Dioulasso CEFORE (expected for early 2007);
- set up a one-stop shop for construction permits;
- set up the national file for the commercial registry office and for credits based on personal property (*crédit mobilier*) (RCCM);
- combining in one form the CEFORE single form and that of the tax authorities;
- proceed with the interconnection between CEFORE and partner agencies;
- accelerate the creation and implementation of the approved management centers;
- proceed with the creation of an observatory of the business climate;
- proceed with the creation of a Bank for SME;
- set up a special fund for business start-up;
- complete the revision of the investments code;
- complete the revision of the basic [legal] texts on commerce (*textes de base sur le commerce*)

With regard to improving the economy competitiveness and reducing the factor cost, the main measures and actions considered in the mid-term relate to the improvement of the labor market, the reduction of cost factors in transport, energy, telecommunications, etc.

With regard to the labor market, the actions and measures aim at improving the legal and regulatory framework through the promotion of basic labor rights and a greater legal texts flexibility, as well as the dynamization of dialogue frameworks between social partners. This implies :

- the drafting of the Employment Code application texts;
- the consensual adoption of a social charter with the social partners
- the institution on a regular basis of the government/trade unions and government/private sector meetings, and the improvement of working people education
- the dynamization of collective bargaining through the inter-professional collective agreement (CCI) of July 9, 1974 revision, the negotiation of new sectoral conventions in the new sectors or those that are not covered by specific conventions such as for banks, bakeries, road transport, press, etc. (expected in 2007);
- the setting up of the national council for employment and vocational training in 2007, after the adoption of the national employment policy;

- the actualization of the vocational training centers directory in 2007.

In order to allow young people to have access in 2007 to social services at a reduced cost, as well as to commercial and recreational centers, the government will engage in a dialogue with **retailers** organizations, the Chamber of Commerce, employers, and the ministries interested in operationalizing the project “carte jeune”.

In the field of transport, the actions and measures aim at creating a legal framework favorable to exercising the transport profession, developing frameworks for dialogue with the sector actors and at continuing to improve access in the country through:

- the revision of the access conditions to and exercise of public road carrier;
- the implementation of actions and measures to facilitate **transit traffic**;
- the continuation of the multiannual training program for transport SMEs in management of their activities;
- the dynamization of the existing dialogue frameworks, involving users, transport operators and the government, in order to develop a better synergy among them;
- the operationalization of the measure concerning the renewal of the taxi fleet, decided by the government at the time of the consultation meeting between the government and the private sector;
- the continuation of the activities carried out in terms of standardization and improvement of the national automobile park;
- the completion of the “Road safety improvement project”;
- the (new) Ouagadougou airport rail Link;
- the follow-up of the ECOWAS and NEPAD interconnection projects aimed at improving the country external access and its connection to the maritime coast;
- the continuation of the “Air Transports Safety Program in Center and West Africa” (PSSTAAOC);
- the study regarding the development of the current Ouagadougou airport site, and to create consistency among all the studies already carried out;
- the organization of an audit for the certification of Ouagadougou and Sore-Dioulasso airports in order to conform them to ICAO standards.

In the energy sector, the activities carried out relate to sector regulation and investments implementation aiming at ensuring the availability of **least cost** energy through the following measures and actions:

- revision of the law regulating electric power supply to Burkina Faso;
- drafting of (legal) texts implementing the law;
- drafting of (legal) texts regulating the electricity sector;
- implementation of the new project regarding rural and peri-urban areas access to energy services;
- effective launching of the electric interconnection Bobo-Dioulasso-Ouagadougou preparation work;
- actualization of the feasibility studies regarding the electric interconnection Ghana - Burkina;
- isolated centers electric connection to the network;
- completion of thirty localities electrification work.

In the telecommunications sector, year 2007 is marked by the development of legal and regulatory frameworks regulating the post and telecommunications department and the ICT sector various activities. The focus will also be on pursuing the implementation of basic infrastructures for

networks and telecommunications services convergence. With regard to the postal sector, a precise diagnosis of the sector will be performed in order to define an adapted reform strategy and a legal and institutional framework to accompany the strategy. Thus, the following actions are envisioned :

- development of the legal and regulatory framework regarding electronic transactions and the fight against cybercriminality;
- deployment of government Intranet in Ouagadougou and other cities;
- development of sectoral CyberStrategies;
- organization of information and training activities in the ICT area;
- improve administrative staff capacities in the use of office system tools, with the objective to train 2000 staff members;
- continuation of the ADEN project;
- revision of the bill of law on networks and electronic communication services
- launching of the technical, economic, legal and institutional survey for the construction of the infrastructure for voice, data and video transport;
- revision of the telecommunications sector regulation procedures;
- operators tariff supervision;
- diagnostic study of the postal sector, development of a reform strategy for the sector and definition of a legal and institutional framework of the postal sector;
- strengthening SONAPOST

With regard to market liberalization and privatization, the government will continue during the 2007-2009 period the privatization and liberalization of existing public enterprises from the state residual portfolio.

With regard to promoting regional integration and develop a service economy, the efforts to promote and diversify exports will continue in 2007, particularly through the adoption of the law on standardization (which could not be done in 2006), and the formulation of the Burkina Faso national strategy for export promotion, part of the diagnostic study financed by the World Bank, about the commercial integration (EDIC) of Burkina Faso. Thus, the following studies will be carried out:

- the study on export promotion to upgrade export capacity in 2007;
- the study on the determinants of savings and private investment in Burkina Faso, and the analysis on the medium-term impact of the Economic Partnership Agreements (APE) in 2007

In terms of support for the productive sectors in order to improve their contribution to economic growth, the focus will be on the development of the tourist sector, the promotion of microfinance and the development of economic infrastructures.

The development of the tourist sector will include:

- the development of a master plan for tourism development. The study and the TDR (done by OMT) are available and the partners contribution is requested to finalize the financing estimated at 340 000.000 FCFA;
- the implementation of the ST-EP program (Sustainable Tourism - Eliminated Poverty): It is a development program of five (05) tourist sites: Bazoulé, Koumi, Tiébélé, Oursi, and Gani financed by the ST-EP program in order to fight poverty at the local level;
- the training/recycling of one hundred (100) tourist guides by ONTB, in order to learn the reception and communication techniques, for an amount of 2 647.500F

In the area of microfinance, a national strategy was adopted by the government. The micro finance action will be operational in 2007, and it concerns:

- building capacity of Burkina Faso institutions of microfinance association (APIM-BF) in order to be able to better play its role in the interface with and single interlocutor of the sector;
- setting up an institutional system for the implementation, coordination and technical and financial management of the action plan

Promoting economic infrastructures will necessitate:

- the construction of the consular campus: Component 2: *HEC, Ecole Supérieure de Commerce*, and Component 3: **hotel industry**, tourism and catering;
- the setting up of the apprentice training center;
- the achievement of feasibility studies (2009) for the construction, development and transfer of Ouagarinter on a site outside the city, for users safety and CCIA-BF revenue;
- the provision of architectural plans for the business district “World Trade Center”
- the construction of the free port of Sore-Dioulasso

With regard to telecommunications, in addition to the above-mentioned actions, the support productive sectors will be done through:

- the development and implementation of a plan for the improvement of the institutions and ministries Web sites;
- the setting up of 13 CISCO pilot academies;
- the development of a national policy for the safety and for the improvement of the networks quality;
- the conception of a development strategy for networks and electronic communication services, opened to the public;
- the construction of a new frequencies control center;
- the implementation of the South-West universal service strategy;
- the construction of eight (8) new post offices on SONAPOST own funds;
- the construction of 4 new post offices within the framework of the State/SONAPOST Contract-Plan
- the setting up of a semi-mechanized exchange office;
- the finalization of ten(10) post offices data-processing connection;
- the setting up of 10 cyber posts;
- the setting up of a computerized management operating system for postal operations.

With regard to the transformation of agricultural products, the government will provide incentives in promotion of small agro-business units and spinning mills.

With regard to the development and promotion of the craft industry, the creation of Burkina-Faso craft guild (CMA-BF) in 2007 will contribute to the setting up of an appropriate framework in order to better organize the sector actors for their full contribution to national development efforts.

The creation of the Bobo-Dioulasso Artisanal Village will contribute to the development of Burkinabé craft industry in general, and to the Hauts Bassins craft industry in particular, by providing the sector actors with a framework, the organization, training, financial means and workshops equipment in terms of tools and machines. For this purpose, the intermittent regrouping of approximately 300 craftsmen from various trade associations is considered

Within the framework of the promotion of extraterritorial economy, the government policy will consist on the one hand, to better control migratory movements and their destination, and on the other hand, to create an enabling environment for the repatriation of remittances. Thus, the government is considering the following actions:

- development of a migration policy;
- creation of a Burkinabé agency for technical and cultural co-operation to contribute to the valorization of national expertise;
- creation of a migration observatory to provide tools for migration policy;
- opening of the *Maison du Burkina Faso* in Paris to be used for the promotion of Burkina Faso culture and tourism, before the end of 2007;
- carry out a feasibility study of the Dakolé project whose purpose is to provide an irrigated perimeter in the department of Dissin (Ioba) for qualified farm laborers from the diaspora;
- design and set up a data bank on Burkinabe expertise abroad and organize a round table on resources mobilization before the end of 2007

5.1.2. Accessibility to basic social services and social protection

With regard to education, the government intends to promote the development of artistic and literary education, as well as primary and post primary education.

In terms of artistic and literary education, the government will launch pilot classes with the purpose of integrating artistic disciplines in curricula. In addition, the construction of a national library and the development and implementation of a national book policy are envisioned.

With regard to basic education, the general objective is to ensure an accelerated development of basic education in quantitative and qualitative terms. Prospects under consideration over the 2007 - 2009 period are those defined in PDDEB phase II, and are in conformity with universal education objectives. The quantitative objectives are an 80% TBA in 2007 and 83% in 2008, a 70% and 74% TBS in 2007 and 2008 respectively, and to reach 90% parity indices in 2008. Thus, the following actions are considered:

- continuation and acceleration of the educational infrastructures construction, rehabilitation and equipment program;
- pursuing the profitable use of existing infrastructures (school infrastructures for adapted literacy campaigns);
- continuing to improve equity by reducing inequalities between provinces and between the sexes;
- construction of infrastructures/equipment for early childhood education;
- controlled recruitment of teachers, pedagogical advisors, and administration and management personnel;
- initial training and continuing education for teachers, pedagogical advisors, and principals;
- promoting the provision of basic education by local communities through effective transfer of competences;
- continuing to implement decentralization and devolution measures with new responsibilities transferred to regional directorates;
- widening basic education in accordance with the law promoting increased number of post-primary education establishments;
- promoting the professionalisation of basic teaching

With regard to post-primary education, the government will insure the increase of educational offer, and develop training in technical and professional education establishments, with the following quantitative objectives:

- bring the gross enrolment rate in secondary education to 22,34%;
- increase professional technical teaching staff, so that they account for 10% of total secondary education staff in 2009;
- bring to 34,79% the 6th grade admission rate;
- bring to 3,74% the gross enrolment rate in higher education

The following priority actions are being carried out :

- construction and equipment of 296 high schools (“colleges d’enseignement general”-CEG);
- the construction and the equipment of ten (10) CEG, including six (06) in the districts of Bogodogo, Signoghin, Nongremassom, Boulmiougou (Kadiogo), Dô, and Dafra (Houet) ;
- construction and equipment of seven (07) high schools with six classrooms, including three (03) in Sapouy (Ziro), Gayéri (Komondjari), and Sebba (Yagha);
- construction and equipment of three (03) high schools with twelve classrooms in Dori (Séno), Ziniaré (Oubritenga), and Toma (Nayala);
- construction and equipment of 300 classrooms, part of the standardization process;
- rehabilitation/repair of 73 already functional educational establishments;
- construction and equipment of five (05) technical education establishments for the 1st cycle and 2nd cycle; the first three will be located in Garango, Manga and Bingo;
- construction and equipment of four (04) vocational *lycées*, part of bilateral co-operation with China;
- setting up teaching infrastructures for the University of Ouagadougou, Bobo Polytechnic University (UPB) and the University of Koudougou;
- digging one hundred five (105) (drillings) holes;
- acquisition of eighty (80) teaching material sets for the CEGs;
- acquisition forty-five (45) bindings kits for various establishments;
- acquisition of specific equipment for laboratories;
- production of information documents and decision-making aid tools;
- construction and equipment of three storerooms in Ouagadougou, Sore-Dioulasso and Koupèla;
- implementation of the evaluation and testing system;
- actualization of the “professor handbook” (*livre du professeur*) in EMP;
- development of on line teaching modules;
- acquisition of secondary education textbooks, including 700 000 for the first cycle and 175 000 for the second cycle;
- support for initial training and continuing education of teachers;
- support for supervisory staff continuing education;
- conduct of studies and analyses;
- acquisition of specific equipment for technical and professional education establishments;
- digging of five (05) drilling holes for five technical education establishments;
- reforming the curricula with regard to technical and professional teaching programs;
- support to pedagogic monitoring and management;
- support for training in health and HIV AIDS;
- training, sensitization activities, and studies;
- construction and equipment of three (03) UVA centers at the University of Ouagadougou, Polytechnic University of Bobo-Dioulasso, and the University of Koudougou;
- construction and equipment of administrative and learning infrastructures within the Sciences Institute (IDS);
- acquisition of equipment for initial training at IDS;
- acquisition of equipment for continuing education at the *Ecole normale supérieure de Koudougou* (ENS/UK)
- investments in the student support center ‘*Centre national des œuvres universitaires*’ CENOU);
- construction and equipment of a large library with 1000 seats at the University of Ouagadougou

With regard to the health sector, the activities to be implemented within the next three years will be defined in accordance to the eight PNDS intermediate objectives: (I) increase national medical coverage; (II) improve the quality and the use of health services; (III) improve the fight against transmissible and nontransmissible diseases; (iv) reduce HIV transmission; (v) develop human resources in health; (VI) improve the population financial accessibility to health services; (vii) increase the financing of the health sector; (viii) build the institutional capacity of the Ministry of Health. This is done through the continuation of the efforts to develop health infrastructures, operationalize medical districts, and develop community-based services:

- building 40 new CSPS
- building 3 new CMA
- building 2 maternities and the lacking annexes
- building 14 medical clinics and the lacking annexes
- building 65 MEG store houses
- building 80 houses
- constructing 4 DRD
- constructing 2 imaging rooms in 2 CMA
- rehabilitating 22 CSPS
- reconstructing 2 CHR in Ouahigouya and Tenkodogo
- constructing an integrated care and traditional medicine center
- constructing 5 office buildings for the ECD
- construire 1 administrative building for DEP
- constructing 1 CAMEG régional store house
- setting up an infrastructures data base regularly updated
- training 30 doctors in district mangement and 5 in essential surgery

With regard to the fight against HIV/AIDS and STIs, meeting the objectives implies to improve prevention measures in terms of STI and HIV transmission, as well as the quality of medical and psycho-social care services. Thus, the actions to be implemented over the next three years include:

- monitor and evaluate IEC activities concerning HIV/AIDS and STIs;
- ensure the passage to PTME;
- ensure a regular supply of screening reagents and PvHIV biological follow-up;
- implement a national protocol for the delivery of HIV/AIDS care including for pediatric cases;
- make available quality medicine at reduced prices (anti retroviral and medicine for the opportunist infections);
- organize meetings of dialogue with recognized tradipraticians regarding the provision of health care to people living with HIV/ AIDS
- promote prevention and the provision of health care to people infected and affected by HIV/AIDS and STIs
- ensure that interventions benefit vulnerable and high-risk specific target groups;
- build the technical and operational capacity of coordination structures in charge of implementing missions and attributions;
- set up an effective monitoring and coordination system for resources mobilization;
- strengthen dialogue among actors for synergy of interventions;
- implement a monitoring and evaluation national system, and the promotion of research on HIV/AIDS and STIs;
- build coordination and monitoring evaluation capacity of the SP/CNLS- STI.

With regard to potable water and sanitation, the focus will be on the implementation of the drinking water supply and sanitation national program (PN/AEPA), and the finalization of the sanitation national strategy. The reforms already started will be pursued through:

- the creation of modern water holes and the rehabilitation of existing water holes;
- the construction of simplified potable water supply systems (AEPS);
- the implication of the beneficiaries in the infrastructures building process and in their management, through their management boards;
- the implication of private operators (or associations) in the management and maintenance of water holes;
- the correction of regional disparities with regard to availability of drinking water;
- the supply of drinking water to schools;
- the effective implementation of the hydraulic works management and maintenance system reform;
- the continuation of latrines construction in schools, health centers and households.

With regard to living environment and sanitation, the main actions concern:

- the implementation of the atmospheric pollution control project in Ouagadougou, the PCB and mercury use elimination projects, and the action plan for the elimination of POPs;
- the development of a national strategy for plastic waste sustainable management, and of a procedures manual for environmental inspections;
- the implementation of the national strategy for used oils ecologically rational management;
- the creation of a data base on industrial facilities;
- the production and the popularization of biodegradable packaging in the Ouagadougou five districts;
- the setting up in every commune of a management mechanism for plastic bags, and support for the development of communal environmental plans;
- the sensitizing and training of the population in the field of 'living environment and sanitation' which will intensify in 2007 with the emergence of an increasing number of small waste collection enterprises, and the need for protecting the living environment against the proliferation of garbage sites;
- the creation of a national authority on nuclear safety and protection against radiation.

With regard to housing and urban development, the development of the housing and urban development policy will be accompanied by a large scale action plan to set the bases of a harmonious modernization of our urban centers, and, in general, to improve their contribution to the economic and social development process of Burkina Faso. In the short term, the plan will proceed with:

- the promotion of local construction material, as well as their standardization;
- the construction of social housing on a large scale, in partnership with private developers and the *Banque de l'habitat du Burkina Faso* (BHBF);
- the popularization of the law implementing the urban planning code;
- the organization of an effective control of urban planning operations and construction activities on the whole national territory;
- the setting up of a relevant support mechanism to local communities for their urban and rural centers development and management operations.

With regard to the promotion of the practice of sport for all for social wellbeing, the government will continue the implementation of the national sport policy. Over the 2007 - 2009 period, the actions to be carried-out aim to forge a culture stressing the practice of physical and sporting activity in communities (districts, villages, communes) through incentive measures, in order to develop competitive sports. This will require that sporting infrastructures be developed in secondary schools, within the framework of school education and training programs, in order to ensure high quality sport.

In the area of social protection of the poor, the focus will be on improving social workers work environment through the construction of three (3) regional directorates and eight (8) provincial directorates. The large scale construction works started in 2006 will be completed during the 2007-2009 period and will concern:

- the finalization of the social action national policy;
- the development of the orientation law about social action;
- the setting up of a social information system for the development of the social sector key indicators;
- the development of a youth begging prevention national program;
- the development of a social reinsertion support program for repatriates, and of a contingency and emergency help plan;
- the promotion of proximity social action and prevention, through social centers dynamization and the opening of social services in schools and other public structures at risk.

These actions will contribute to improve coherence and harmonization with regard to the various interventions, and the monitoring and evaluation of the actions carried-out in the short, medium and long terms.

With regard to women promotion, the measures and actions to implement are part of the 2006 – 2010 action plan. These actions concern:

- the conduct of a study on violence against women in the 13 regions;
- the dissemination of the legal texts relating to women and girls rights, translated in the national languages, as well as the constitution, RAF and the Beijing platform;
- the training of at least 200 people on gender issues;
- training in citizenship of at least 200 women;
- training in political, civic and trade-union education, of at least 150 women;
- training in leadership of at least 300 women belonging to women associations and groups
- training of the *coordinations provinciales*, management committees, and appointed female **supervisory staff in planning**, monitoring and evaluation of their activities;
- strengthening the permanent dialogue framework for women promotion;
- dissemination of the illustrated information and sensitization guide on gender among partners on the ground;
- the construction of women centers (*maisons de la femme*) in the last two districts of Ouagadougou (Baskuy and Nongremassom) and Sore-Dioulasso (2007 - 2009);
- the architectural design of the regional directorates for the promotion of women followed by their construction
- development of a directory about the structures which intervene in the promotion of women and girls education in the 13 regions;
- development of a data bank on women and girls promotion projects within other government departments.

5.1.3. Expanding employment opportunities and income-generating activities

The important reforms undertaken in the agricultural sector by the Government since 1997 will be pursued. The government will go on with the agriculture general census started in 2006 in order to better evaluate agricultural potential. The management and prevention of food crisis (through improved management of the national inventory of food safety and the early-warning systems) will be essential concerns. In addition, the government intends to continue the implementation of a certain number of measures having resulted in important achievements with regard to harmonization and coordination of interventions in the agricultural sector. This, in order to provide the sector with an operational investment plan and an expenditure framework. With regard to processing agricultural products, the government will provide incentives to favor the emergence of small agro-industrial units, and spinning mills.

With regard to food safety, the operationalization of the new food safety mechanism linked to the general framework for ‘government and partners’ co-operation in matters of food safety will be pursued in 2007. The urgent actions to carry out are, among others:

- the setting up of CNSA decentralized structures;
- the organization of the CNSA statutory general assembly first session;
- the search for the financing of PA-SISA activities;
- the effective setting up of the entities recommended by PA-SISA, in particular the national coordination, and the management units;
- the strengthening/dynamization of the sectoral information systems, in order to implement their priority activities mentioned in the PA-SISA

An efficient coordination of all activities carried out by food safety actors at the central and decentralized levels, will be important during year 2007. This will result in the progressive implementation of the various structures, in order for them to play their part effectively.

The measures and actions to reduce agricultural activity vulnerability will concern:

- the production of 20 million tons of organic manure during the crop year 2007-2008;
- the production of 10.000 tons of certified improved seeds;
- the strengthening of the ‘saaga’ operation;
- the development of 200 ha of irrigated perimeters;
- the development of 2 805 ha of irrigated perimeters;
- the development of 400 ha of low lands;
- the improvement of epidemio-monitoring;
- the increase by 1 000 ha of the agro-forester parks areas, developed through assisted natural regeneration.
- the setting up of the rural bushfire management committees in each village;
- the protection of 150 km of rivers and water bodies banks through the plantation of trees and herbaceous plants;
- the development of 500 km of stony cords on degraded lands, and vegetalization through the plantation of herbaceous perennials;
- the development of 3 000 ha of degraded land using the zai technique.

In order to improve land securization, the suggested program for the 2007-2009 period envisions the adoption of a document on national policy for land securization, the action plan for land securization in rural areas, the drafting and adoption of related regulatory texts, the adoption of land key words lexicon, the continuation of pastoral development, and the setting up of conflict management mechanisms between producers in each rural district.

In order to intensify and diversify crop and fishery productions, the following actions are carried out:

- the development of food crops (4 million tons of cereals);
- the development of **cash crop** for a value of 1 million tons of cotton granulates;
- the production of 600 000 tons of agricultural products through irrigation;
- the setting up of an irrigation committee on each irrigated perimeter;
- the production of 11 500 tons of fish

With regard to livestock production intensification and diversification, the priority actions for the next three years will concern: (I) pastoral activity security, (II) animal husbandry improvement, (III) improvement of competitiveness and access to markets, (iv) professionalisation of the actors, and (v) strengthening of the institutional framework.

For year 2007, this will result in the construction of a regional laboratory, the creation of a company to promote the cattle/meat sector, the development of an action plan for the **poultry industry** and of a policy document for genetic improvement, the revision of the legal and regulatory framework concerning the (private) exercise of the veterinary and zootechnician professions, the development of five (5) bills of law on pastoralism, and the finalization of a capacity building and training plans.

For the 2007 – 2009 period, the results will concern:

- the information and sensitizing of 10 000 people, including 200 transhumants per year;
- the development each year of 200 km of dirt roads, 03 delimited pastoral zones, 12 delimited grazing zones, 20 “*boulis*”, 5 dams, 6 deep (*surcreusées*) ponds, 10 immunization parks, 15 drilled wells, 03 provincial plans for the development of 1000 ha of restored pastures;
- the annual construction of 03 feedstuff manufacturing plants, 25 feedstuff stores, and 05 modern slaughter-houses;
- the immunization every year of 2 000.000 bovine animals against PPCB, 30 000 animals against rabies, and 8 million poultries against the Newcastle disease;
- the yearly construction or improvement of slaughtering, processing and marketing infrastructures at a rate of 05 slaughtering infrastructures, 05 mini-dairies, and 04 cattle markets;
- the yearly training of 25.000 producers, 10 veterinary surgeons, and 50 agents, at ENESA

With regard to forest and faunal productions intensification and diversification, a particular focus will be put on the adoption of the 10-year action program, the operationalization of the decentralized forest and faunal resources management, the revision or finalization of the forest code implementation texts, the promotion of non-wood forest products, the promotion of reforestation activities among rural communities, the implementation of faunal communal zones, the intensification of commercial faunal productions through the promotion of ranching, controlled breeding of wild animals, valorization of faunal products, etc.

In terms of promoting and facilitating the marketing of forest and faunal products, the setting up of a forest and fauna management office is planned for 2007, in order to better monitor compliance with policy management guidelines regarding these resources, and promote related profitable activities. The emerging forest and faunal sectors and products include: gum Arabic, cashew nut, oil palm tree, non-woody products, ecotourism (in privately owned areas), breeding of small game, and biofuel. These products and sectors are expected to develop rapidly in the next few years. In order to support this process while ensuring protection and sustainable resources development, the following actions are programmed:

- development of a handbook on local utility species of great socio-economic value and their plantation techniques;
- development of a 10-year gum Arabic development plan;

- development of a national strategy for seedlings production;
- development of a national strategy for the production of **biofuel** from *Jatropha Curcas*;
- development of an anti-poaching national strategy;
- development of a national strategy for the monitoring and control of forest, faunal, fish, and environmental resources;
- opening of 3 000 km of dirt roads in faunal areas;
- implementation of 221 identified projects in the South-Center, Hauts Bassins, and Cascades regions;
- production of 5 500 kg seeds of 80 forest species, and 100 kg of 10 herbaceous species;
- production of 8 000.000 seedlings, and forestation of at least 10 000 ha;
- setting up of a support fund for micro finance institutions in the South-West, Center-East and East regions, within the PROGEREF framework;
- support to income generating activities in the Hauts Bassins within the PAGEN framework;
- financing of twenty business plans for the promotion of non wood forest products, within the framework of the ARSA program

With regard to youth employment, the work started in 2006 will be pursued in 2007. Thus, the government is committed to finalize the national employment policy, translating its employment sector vision into action, after its adoption, by setting up the national employment and vocational training council, in 2007.

Moreover, the launching on February 13, 2007 of the national voluntary participation program in Burkina Faso is meant to mobilize the youth for the development of our country. Initiated in collaboration with the UNDP, this program will maximize volunteers commitment, in particular young people, (men and female), in the fight against poverty, and to support good governance by establishing exchange and systematic dialogue mechanisms between national and regional authorities with civil society. The program will create a legal status for national volunteers, and define all the provisions necessary to a national volunteers management system. The *Top Vacances Emploi* project, which was a great success, will be extended in 2007 to other universities and institutions of higher education in Burkina Faso. Other projects are planed to start in 2007, they are:

- the initiation to a profession project;
- the socio-professional insertion program for students competing their higher education;
- the training for job skills program (horizon2010 vision);
- the employability development project for young people through communication and information technologies.
- the project to train 5 000 young people per year in the techniques of business creation, and entrepreneurial spirit;
- the 5 000 computers project for youth movements and associations;
- the project 'card for young people' (*carte jeunes*);
- the youth hostel construction project;
- the listening and dialogue centers construction project

These projects aim, on the one hand, to build youth movements and associations capacity, and, on the other hand, to provide young people access to Burkina Faso's modern socio-educational infrastructures, as well as to social, commercial, and transport services, and to **leisure activity** for their **personality development**, at reduced cost.

Finally, the government will strive to lead to its term the survey about the adequacy between training and employment in large companies, started in 2006. Other investigations will be

initiated in 2007 in order to create, in the mid term, an efficient information system on employment, and vocational training, on national and regional levels. These investigations will be supplemented by thematic studies that will allow to build decision-making tools, and contribute to the definition, evaluation, and improvement of employment policy and social dialogue measures.

5.1.4. Good governance promotion

In general, the 2007-2009 period will be marked by the implementation of the national policy for good governance (PNBG), which will be supported by a communication policy strengthened by the development and implementation of a communication plan.

With regard to political governance, the government priority is to guarantee the continuation of the ongoing democratic process started in 1991, through the organization of municipal and legislative elections in 2007.

Conscious of the irreplaceable role of information and communication in public life and the development process, the government will be also endeavor to improve the television and radio coverage in order to reach the rates of 90% and 95% respectively, to enhance listening comfort thanks to AM and FM broadcasting, to promote proximity information, and to ensure the creation of a new and better equipped framework for training.

In spite of budgetary constraints, the role and importance of information and communication require that priority actions for year 2007 cover the following activities:

- extension of FM broadcast radio coverage through the installation and operation of six (06) transmitters acquired in 2006, in the localities of Koudougou, Dédougou, Bogandé, Mangodara, Bobo-Dioulasso and Ouagadougou. Community radios of Nouna, Ouargaye and Gayéri ready in 2006 will be operational in 2007, and new FM transmitters will also be acquired in 2007;
- expansion of television coverage to the uncovered areas (*zones d'ombres*), through a TV transmitter in Batié
- completion of the construction and equipment of the rural radio regional directorates in Fada gourma, Banfora, and Gaoua;
- completion of the construction and equipment of the publishing company *Sidwaya Editions* regional branch in Bobo Dioulasso;
- continuation of the Ministry of information computerization and Internet connection of the other related departments/divisions (CFPI, RTB);
- building of new classrooms for CFPI;
- completion of the feasibility study regarding the cultural and educational television channel;
- activation of the local television broadcasting (in Fada, Dori and Ouahigouya);
- renewal of the television studios equipment

Implementing these activities would lead to:

- an increase in the radio coverage, thanks to the activation of six (06) transmitters in the localities of Koudougou, Dédougou, Bogandé, Mangodara, Bobo-Dioulasso and Ouagadougou;
- improving proximity communication through the activation of the community radios of Nouna, Ouargaye and Gayéri, completed in 2006;
- improving coverage and listening comfort through six new FM transmitters acquired in 2007;
- take care of the uncovered areas (*zones d'ombres*) through the installation and activation of a TV transmitter in Batié;
- the construction and equipment of the regional directorates of Fada gourma, Banfora and Gaoua rural radios, and contribute to the decentralization of Rural Radio;

- the completion of the construction and equipment of the regional directorate of Sidwaya Editions in Bobo-Dioulasso, part of its in the decentralization efforts;
- the computerization of the Ministry for Information and the Internet connection of related departments/divisions (CFPI, RTB);
- the building of two new classrooms for CFPI, increasing its reception capacity.
- the completion of the feasibility study for the TV cultural channel;
- the activation of the regional television broadcasting in Fada, Dori and Ouahigouya, bringing TV closer to the populations of these regions;
- the renewal of TV studio equipment leading to an improvement in working conditions, and television programs quality.

With regard to justice, focus will be on the finalization and implementation of the national action plan for the reform of Justice (PC - PANRJ) 2007-2009. The overall objective is to strengthen the judicial system within the confine of the rule of law.

With regard to human rights promotion and protection, the Government will pursue during the 2007-2009 period the implementation of the operational programs in promotion and protection of human rights. These programs aim at strengthening the institutional and normative mechanisms of human rights promotion and protection, to put national legislation more in conformity with ratified international and regional agreements protecting human rights; to enforce women, children, handicapped and old people rights; to build capacity of civil society organizations working on human rights. Moreover, a national strategy to promote a culture of peace and tolerance will be developed as well as its action plan (2007).

With regard to the fight against insecurity, the main actions considered are about increasing the national security forces means (in terms of transport, transmission, protection equipment, infrastructures, and staff). The setting up of permanent consultation frameworks will also be pursued.

In terms of administrative governance, in 2007-2009, the main activities will concern the continuation of the thematic committee for the review of government bodies relations (COTERCE) work; the continuation of the efforts deployed to implement the new performance evaluation system; the implementation of the devolution policy through the operationalization of the entities in charge of policy monitoring; and the development of the national devolution plan.

During this period, management instruments will be deployed through the SIGASPE extension to the thirteen (13) administrative regions, and a forward-looking employment chart (*tableau prévisionnel des emplois et des effectifs* -TPEE) will be developed in each ministry and institution in order to consolidate the rationalization and modernization of our public-sector human resources management system. Moreover, in order to strengthen the capacity of the main actors involved, a large support and training program will be implemented.

These government programs will be supported by the ministry in charge of civil service sectoral devolution plan implementation, through the construction of the regional directorates headquarters in 2006, and the opening of six (6) regional directorates (three in 2007).

In terms of economic governance, the priority actions are:

- finalization in 2007 of the national anti-corruption policy action plan;
- adoption by the Council of Ministers of the strategy to improve public finance in 2007;
- implementation of the strategy to improve public finance;
- implementation of the project to strengthen government-private sector-civil society interface (PARECAP) which will enter its operational phase in 2007;
- strengthening public investments programming national capacity;
- improving budgetary support legibility system in order to ensure relevance and effectiveness when targeting the poor;

- improving anti-corruption mechanisms by strengthening human and physical resources of the various control and monitoring entities (*Inspection générale d'Etat, Inspection générale des finances, Inspections techniques des départements ministériels*, etc);
- performing studies, audits and public expenditure reviews in order to improve budgetary arbitrage favorable to priority sectors with regard to the fight against poverty
 - o audit in 2007 the of 2006 public procurements;
 - o public expenditure review of the ministry of finance and budget in 2007;
 - o independent evaluation of the 2006 CGAB-CSLP in 2007;
 - o preparation of the PEFA study.
- continuing to include external supports in the annual finance law, and ensuring the follow-up of the finance law execution in a regular and systematic way with an appropriate software, in order to improve quality and monitoring of finance law;
- continuing the setting up of a **materials accounting** system for the budgetary execution follow-up activity and the compliance with the “end of management” obligations (*obligations de fin de gestion*) ;
- continuing the application of the revised single financial identifier and the periodic information on performance indicators defined for DGI, in order to improve revenues.

With regard to aid coordination, the government intends to improve the quality of the dialogue on policies through the various aid coordination mechanisms such as round tables, bilateral consultations and joint committees, co-operation programs reviews. This will also help to improve sectoral policies coherence with the poverty reduction strategy. The participation of all development actors at the national level in the definition, implementation and evaluation of policies and strategies will be pursued, in order to ensure a greater impact of the policies and sectoral programs on the living conditions of the population.

In the same way, the benefits from the implementation of the general organization framework budgetary support will be consolidated. Thus, the following actions will be pursued:

- regular dialogue with the government on CSLP implementation;
- partners support to development in the form of budgetary supports;
- joint annual reviews based on results;
- joint disbursements mechanisms, and reports and audits.

With regard to local governance, the purpose is to consolidate achievements in infrastructure, and strengthen capacities in terms of **territorial communities** human resources. Thus, approximately 120 rural communes seats will be built in 2007. With regard to strengthening local councilors capacities, priority training started in 2006 will continue in 2007 with the following modules: **municipal registry of births, marriages and deaths**; powers of the mayor; regional planning and resource mobilization; operations of special committees advising local authorities; local elected officials **literacy training**. Moreover, the permanent fund for the development of local communities (FPDCT), as well as the evaluation and monitoring mechanism for territorial administration and decentralization will be functional in 2007.

The regional development poles project (PRD) initiated by the government in 2005 and that should be implemented with the support of the World Bank and various partners involved in the area of decentralization is currently being prepared. It should be noted that PRD and FPDCT implementation are complementary. PRD aims at creating the appropriate conditions for the socio-economic revival of Burkina Faso urban centers, through, on the one hand, perennial programming, financing, and management of priority investments, and, on the other hand, to

strengthen the technical, financial and institutional capacity of the communes, in order to manage and stimulate urban development. The project will implement programs aiming at :

- improving programming and implementation of priority urban investments, mobilizing local resources, and improving the communes administrative and financial management;
- building the institutions' capacity and the actors' ability to develop, implement and evaluate strategies and programs for decentralized urban development.

The formulation process has been reviewed in February-March 2007, and should be completed with the technical discussions and legal negotiations in April 2007, while implementation should take place during the second half of 2007 (October/November). The total cost of the project is estimated at 35 billion FCFA

5.2. Regional perspectives

The regions development prospects depend on local economies stimulation programs (ECOLOG), the development of regional planning schemes, the Millennium Challenge Account (MCA) assistance, the continuation of the ongoing projects and programs, the implementation of new projects and programs, as well as the deepening of the decentralization process, with, among others, the formulation of communal and regional development plans. In addition, the CSRLPs, considered reference documents in matters of poverty reduction at the regional level, aim at considerably improving development indicators by 2009. Thus, the various regions plan to implement actions designed to reduce significantly poverty, during the next three years.

Regional PRSP financial programming for 2007-2009 is estimated at 690,076 billion FCFA of which 54.59% are secured. Thus, 45.41% of the programs costs need financing, approximately 313,387 billion FCFA. The annual analysis shows the prevalence of 2007 programs with 44% of the total cost against 38% and 18% respectively for years 2008 and 2009. Decreasing projections show the limits of some actors in the formulation of projections in the medium and long terms. This is also perceived in the resource mobilization disparity with 58,86% of the amount necessary for year 2007 against 40,41% for 2008 and 40,89% for 2009.

With regard to basic education, assuming a gross enrolment ratio (TBS) of 70% for 2008/2009, six (6) regions show higher objectives: Center, Plateau Central, Center-South, Cascades, Hauts-Bassins, and North. For the other regions for which data are available, the objectives range between 62% and 65%

In terms of gender analysis, TBS estimated evolution for girls over the period is between 2.93 points (Hauts-Bassins) and 15.59 points (Cascades). In addition to Cascades, the Center-South and North regions show objectives higher than 10 points. The other regions expect progressions to vary between 2.93 and 3.7 points. In terms of the evolution of differences between girls TBS and total TBS, the regions can be classified in three groups: regions expected to reach a variation ranging between 1 and 2 points (Center and Cascades); regions whose objectives consist in bringing these variations back, between 4 and 6 points (Plateau Central, Center-South, Hauts-Bassins and Center-East); and the Center-North which expects to bring the variation from 8.5 points in 2006 to 12.37 in 2009.

With regard to health, four indicators were used for statistical analysis: three indicators for immunization coverage by antigen (BCG, DTCP3, VAR), and the rate of frequentation of health services.

With regard to BCG, projections over the period are in the range of 100%, at the national level. Six regions have similar objectives (Cascades, Center-East, Center-North, Center-South, Hauts-Bassins and Sahel). The other regions expect rates between 90% and 97%. Regarding DTCP3, by 2009, national projections are established at 97%. Four regions expect to reach a rate of 100% (Center, Cascades, Center-East, Center-South). The Boucle du Mouhoun expects a rate similar to the national rate. As for VAR, projections at the national level by 2009 are at 91%. Two regions

prepared projections higher than the national average, Center-South and Center-East with a rate of 100%. Boucle du Mouhoun, Cascades and Center regions laid down objectives similar to the national rate.

Regarding health facilities rate of frequentation, the national objective laid down in 2009 is 45%. Two regions (Boucle du Mouhoun and Center) expect rates to increase from 70% in 2006 to 85% in 2009, that is an increase of 15 points. The rate for Cascades will increase from 33% to 45%, an increase of 12 points. As for the Sahel region, the rate will increase from 18.74% to 25%, a progression of 6.26 points, and the Center-East expected result is 50.7%.

With regard to Regional PRSPs implementation conditions of success, the lessons drawn from the PAP 204-2006 implementation suggest that provisions be taken to effectively assist the regions in the formulation, execution and monitoring of their projects and programs, in order to meet the objectives related to the fight against poverty at the regional level. These are, among others:

- support for decentralized services to build their capacities in terms of planning techniques;
- effective devolution of procurement activities to the decentralized structures;
- budgeting the regional advisory councils for development (CCRD) operations;
- taking into account spatial planning in all projects and programs in their design stage;
- exempting regions investment budgets, in terms of credit regulation.

5.3. Institutional framework and monitoring and evaluation actions

Discussions held during year 2006 will be pursued in order to revise the framework by 2007, to make it more functional and coherent.

With regard to monitoring and evaluation, as well as capacity building, the main actions expected to be implemented over that period are:

- the organization of a round table discussion, part of the efforts to strengthen support to PTFs through the implementation of a capacity building national program for improved monitoring and evaluation of the poverty reduction strategy. The terms of reference for a related action plan are being finalized;
- a training workshop in results-based management techniques designed for the actors involved in PRSP monitoring and evaluation, at the sectoral and regional levels.

It will also be necessary to initiate synergy between researchers and those actors involved in CSLP monitoring and evaluation activities, in order to define research themes, with the purpose of refining analyses of the poverty phenomenon. It will also be necessary to include topics geared toward poverty monitoring and evaluation capacity building.

Activities carried out by the cartography unit included data spatialization, with the purpose of contributing to refine analyses necessary for effective implementation of the poverty reduction policies. Thus, twenty charts related to poverty are being prepared, and need to be finalized.

With regard to statistical monitoring, the statistical calendar implementation within the times limits will be a priority. Thus, the first results of the QUIBB investigation of year (N) should be made available in February, of year (n+1). The following actions will be pursued, in particular the finalization of year 2006 RGPH, year 2006 MICS3, and the RGA. The 2007 QUIBB survey, and the surveys regarding the decentralized education and health services users should be made available in 2007. The government is counting on the participation of its partners to assist in carrying out these operations.

CONCLUSION

In general, the implementation of the poverty reduction strategy has improved, with overall satisfactory results. The growth rate for 2006 (6.4%), although lower than in 2005 (7.1%) remains satisfactory in general. Prices have increased moderately (2.4% in 2006, against 6.4% in 2005)

Budgetary reforms contributed to the macroeconomic framework consolidation and stabilization. The business climate has improved and the economy competitiveness was strengthened.

Structural reforms were pursued, and sectoral investments improved, with a 82.2% PIP rate of implementation in 2006. The PAP assessment is estimated at 363,484.9 billion FCFA, with a 85.6%. rate of mobilization.

The results of these efforts are:

- meeting of practically all the agricultural production targets, with a surplus of more than one million tons of cereals;
- progress in terms of access to school and health care systems;
- gradual implementation of the pillars of economic growth, in particular infrastructures;
- improvements in governance;
- consolidation of the decentralization process.

Meeting the OMDs requires an appropriate program that is being prepared.

The national poverty reduction strategy monitoring and evaluation system, which is now being revised, benefited from the implementation of a minimal statistical program and a capacity building approach concerning the various actors, at the central, decentralized, and sectoral levels.

The ongoing PAP/CSLP substantial revision will require:

- PAP ownership by sectoral stakeholders, and coordination of the process at the regional and decentralized levels;
- promoting CST activities;
- harmonizing aid and budget support with PRSP priorities;
- improving disbursements **predictability**;
- harmonizing PAP/CSLP with the budget;
- improving financial resources absorption rate for projects and programs;
- improving procurement procedures;
- implementing effectively the public finance strengthening strategy;
- implementing the **administrative devolution** program.

Annex 1.1: PAP 2006 Indicators Situation

Dimension	Indicators	2004	2005	2006		Level of desegregation	Observations
		Results	Results	Objective	Level		
Education	Gross enrolment rate for primary education	56,84%	60,72%	63,00%	66,55%	Region, Province, Gender, Level of education	Directory of statistics on basic education in 2006/2007
	Including girls	51,0%	55,05%	57,6%	61,17%		
	Gross admission rate to CP1	70,0%	70,74%	74,7%	78,3%	"	
	Girls	64,1%	64,9%	69,5%	73,2%		
	Completion rate for primary education	32,8%	34,10%	36,1%	36,4%	"	
	Girls	28,7%	30,37%	32,4%	32,4%		
	Adult literacy rate	28,4%	30,5%	Non informed	Non informed	"	
Health	Rate of immunization coverage by antigen					Region, Health District	
	BCG	110,95%	111,72%	100%	103%		
	DTCP3	88,39%	96,29%	85%	-		
	Measles	78,34%	84,00%	82% (contractual)	88%		
	Yellow fever	76,02%	84,09%	85%	88%		
	Percentage of childbirth assisted by qualified personnel	33,49%	37,67%	43% (contractual)	42,9	"	
	Infanto-youthful death rate		Non informed	---	Nd	"	Indicator provided by EDS in 2003.
	Seroprevalence rate of HIV infection	1,8% EDS	2% UNAIDS	--	2,01%	Sentinel site	
	Children less than 5 years with prevalence of ponderal insufficiency	38%	34,9%	Less than 35%	Nd	"	Indicator provided by EDS in 2003..

Water-sanitation	Potable water coverage rate ²					Region, Province	PN – AEPA
	Rural	70%	60%	75%	62%		
	Urban (ONEA)	80%	74%	87%	75%		
	% of households with access to functional latrines s	33,3%	Non informed	Non informed		Region, Province	Non informed
Quality of life	Global rural electrification rate	14%	15%	17,5%	16,5%	Region, Province	
		-	-	—	3,1%		

Annex 1.2: Poverty monitoring indicators: (base case) macroeconomic performance and competitiveness

Sector	Indicators	Implem ent. 2004	Implem ent.. 2005	Obj. 2006	Implem ent. 2006	Level of desegregation	Source
Macroeconomics and budget	Real GDP growth rate	4,6%	7,1%	6,7%	6,4%	--	DGEP/IAP
	Average annual inflation rate	-0,4	6,4%	2,9%	2,4%	--	DGEP/IAP
	Basic budget balance in percentage of GDP	-2.5%	-4,3%	-3,3%	-4,7%	--	DGEP/IAP
Private sector and competitiveness	Export contribution to GDP	9,4%	8,4 %	10,9%	9,7%	IAP – at current prices	DGEP/IAP

² The 2005 and 2006 data come from the inventory performed in 2005 and estimations of 2006.

Annex 1.3: Poverty monitoring indicators: additional sectoral indicators

Sector	Indicators	Implement.. 2004	Implement.. 2005	Obj. 2006	Implement.. 2006	Level of desegregation	Source
Health, nutrition and demographics	Percentage of CSPS in conformity with standards in terms of personnel	75,8%	77,05%	76%	75,39	Region Health District	MS-SNIS
	Rate of Rupture in key generic medicines at the CAMEG level for pour 45 essential products	1,63%	2,96%	<5%	0,74%	Region Health District	CAMEG
	Proportion of individuals with AIDS under ARV	7,1%	33,9%	nd	42,6%	Region Health District	SP/CNLS
	Contraceptive prevalence rate	16,39%	nd	nd	Nd		
Employment and Professional training	number of jobs created thanks to projects financed through support funds	1030	1203	1265	10093		DEP/MJE
Agriculture	Apparent cereal coverage rate	127,6%	96%	112,4%	125%		
	Cereal production increase rate	-19,4%	24,7%	2%	5,7 %		DGEP/IAP
Private sector and the economy competitiveness	Tax ratio	12%	11,3 %	12,3%	12,0%	--	DGEP/IAP
Macroeconomics, budget, living conditions, and DHD	Non- accumulation of internal external payment arrears	0	0	0	0	--	
Good governance (economic, democratic and local).	rate of spending audited a posteriori	Nombre 10	24	15	25	--	
	Implementation rate of priority ministries budget	70%	-	Non informed	-	--	

³ Les emplois créés sont ceux résultant du FAPE et du FASI

Annex 1.4: Other macroeconomic and sectoral indicators

INDICATORS	SOURCES	RESULTS 2003	LEVEL 2004	LEVEL 2005	OBJECTIVE 2006	LEVEL2006
AXIS: INCREASING GROWTH BASED ON EQUITY						
Poverty	Sources	Results 2003	Level 2004	Level 2005	Objectives2006	Level 2006
Incidence of total poverty	INSD	46,4%	44,4%	42,7%	41,0%	40,8% ⁴
Incidence of urban poverty	INSD	19,9%	18,5%	17,8%	15%	16,3%
Incidence of rural poverty	INSD	52,3%	50,4%	48,6%	45,6%	46,9%
Support to productive sectors						
Agricultural sectors						
Yearly increase in niébé and vandzou production	SP/CPSA	34,2%	-38,1%	59,7%	3	-3,7 %
Yearly increase in cotton seed	SP/CPSA	19,1%	32,8%	16,9%	6,6%	8,5%
Yearly increase in Arabic gum	SP/CPSA		-	-	-	-
Yearly increase in agricultural products export	MCPEA	13,3% en 1998-2003	34,9%	2,4%	49,2%	25,9%
Yearly increase in animal husbandry export	MCPEA	- 25,5%	27,8%	14,7%	7%	7,4%%
Mines						
Yearly increase in gold (g per year)	DG/Mines		247 kg	190 kg	-	225 kg
AXIS 2 : ACCESS TO BASIC SOCIAL SERVICES AND SOCIAL PROTECTION						
Strengthening budgetary allocations to social services	Sources	Results 2003	Level 2004	Level 2005	Objective 2006	Level 2006
Education (in % of total public spending)	SP/PPF	13,8%	15,4%	14,7%	14,4%	15%
Health (including HIV/AIDS) (in % of total public spending)	SP/PPF	11,8%	10,4%	13,60%	11%	12,3%
HIV/AIDS (in % of total public spending)	SP/PPF			3,3%	3,4%	Nd

⁴ Résultats des simulations PAMS (DGEP)

INDICATORS	SOURCES	RESULTS 2003	LEVEL 2004	LEVEL 2005	OBJECTIVE 2006	LEVEL2006
Improving access to education services						
Gross pre schooling rate	DEP/MASSN		1,17%	1,34%	2%	1,45%
Gross primary education rate in 20 priority provinces	DEP/MEBA	37,62%	42,19%	46,74%	56%	52,27%
- including girls	DEP/MEBA	32,04%	36,71%	41,50 %	42%	47,32%
Gross primary admission rate in CP1 in 20 priority provinces	DEP/MEBA	52,43%	57,00%	60,00%	68,8%	65,07%
- including girls	DEP/MEBA	48,52%	52,15%	54,63%	50,9%	60,8%
Ratio student/ teacher	DEP/MEBA			52	progrès	54
Ratio calculus book / student	DEP/MEBA		0,58%	0,74	progrès	0,9
Ratio reading book / student	DEP/MEBA		0,68%	0,63	progrès	0,58
non seating students (%)	DEP/MEBA			36,04%	progrès	21,4% ⁵
Gross secondary education rate	DEP/MESSRS	14,35%	15,55%	16,42%	17,32%	Nd
Including girls	DEP/MESSRS	11,49%	12,60%	13,48%		Nd
Improving access to health services						
% of the population living in a radius of less than 10 Km from a health center	EDS 1998			87%	Plus de 87%	Nd
Number of new contacts /inhabitant / year in 1st level structures (CSPS et CMA)	MS-SNIS			0,33	0,36	0,37
% of MEG without rupture (10 MEG) (%) CSPS level	MS-SNIS		90%	91,28%	Plus de 90%	92,92%
Rate of coverage in CPN2	MS-SNIS		62,05%	63,31%	63%	61,2
Improving access to potable water						

⁵ Correspond au déficit en places assises

INDICATORS	SOURCES	RESULTS 2003	LEVEL 2004	LEVEL 2005	OBJECTIVE 2006	LEVEL2006
Number of provinces with a coverage rate superior to 75%	DGRE			24	30	Nd
Number of new drillings	DGRE			1890	1200	801
Improving poor people social protection						
% of children from rehabilitation centers monitored and installed	DEP/MASSN		44,3%	50%	50%	50%
Number of supervised children	DEP/MASSN		800	1072	1152	1152
Excision practice prevalence rate (0-20 year)	DEP/MASSN		42%	43%	36%	
Number of children reintegrated	DEP/MASSN		2285	2128	3532	3532
Number of vulnerable persons cared for through government budget	DEP/MASSN		365918	383500	39206	39206
AXE 3 : PROMOTION OF INCOME GENERATING ACTIVITES FOR THE POOR, IN EQUITY						
Decrease of agricultural vulnerability						
Rehabilitated land per ha/year	SP/CPSA		115 000 ha	276 800 ha		4 260 ha
Hydro agricultural zones developed per ha/year	SP/CPSA		1 360 ha	1 180 ha of low lands with rice cultivation		5 528 ha
Number of manure holes built/ year	SP/CPSA		24 0476	536 835	600 000	601 280
Intensification and diversification of animal production						
Immunization coverage rate (Newcastle disease)	DEP/MRA		12,7%	19,5%	26%	27%
Immunization coverage rate (contagious bovine peripneumonia)	DEP/MRA		26%	28%	74%	29%
Number of vaccinated	DEP/MRA		2 542	4 031 306	6.000 000	6 183 565

INDICATORS	SOURCES	RESULTS 2003	LEVEL 2004	LEVEL 2005	OBJECTIVE 2006	LEVEL2006
poultry			143			
Number of poultry	DEP/MRA					Non informed
Intensification and diversification of fishery production						
Alevin production, per year	DG/RH		300 000	1 200 000	2 000 000	1 300 000
Creation de fishery equipment centers	DG/RH		01	4		Non informed
Creation of fish food production units	DG/RH		0	02		Non informed
Environment and fight against desertification						
Increase in forest areas devoted to the production of dendroenergy (wood for energy) per year	DEP/MECV SP/CPSA		115 000 ha	276 800 ha	120 000 ha	150 881 ha
Improving rural women living and working conditions						
Number of women having benefited from micro -credit	FAARF		54 920			Non informed
Amount of micro - credits provided to women	FAARF		2,269 milliards			Non informed
Promotion of employment and professional training						
Number of jobs created from projects financed through Support Funds	DEP/MJE		1 030	1 203	1 265	1 009
Number of projects to be financed by FAPE	DEP/MJE		100		Non informed	104 enterprises
Amount for projects financed by FAPE	DEP/MJE		297 millions	459,547 millions	Non informed	371 millions
Permanent jobs created – PNAR-TD	DEP/MJE		115	128	70	92
Non permanent jobs created – PNAR-TD	DEP/MJE		375	183	200	204
Access to rural zones						

INDICATORS	SOURCES	RESULTS 2003	LEVEL 2004	LEVEL 2005	OBJECTIVE 2006	LEVEL2006
Road infrastructures						
Number of Km of subsidiary roads (routes départementales) built	DG/Roads		0 km	200 km	150 km	0 km
Number of Km of subsidiary roads maintained	DG/Roads		4300 km	4450	4600 km	4450 km
Number of Km of cotton (dirt) roads built	DG/PR		0 km	0 km	450 km	0 km
Number of Km of cotton (dirt) roads maintained	DG/PR		546 km	50 km	1770	1400 km
Other rural dirt roads maintained			433 km	227 km	2850	227 km
Other rural dirt roads built (in Km)	DG/PR		463 km	136 km	479 km	577 km
Electrification						
Number of schools equipped with lighting system per province	DGE	149 district main towns in solar energy in 2000-2001	0	0	45	0
Number of health centers equipped with lighting system per province	DGE	149 district main towns in solar energy in 2000-2001	0	0	45	0
Number of recreation centers equipped with lighting system per province	DGE	149 district main towns in solar energy in 2000-2001	0	0	45	0
Telecommunications						
Number of department main towns equipped with rural telephony	ARTEL		17	Non informed		19
Number of provinces main towns equipped with community telecenters	DEP/MPT		0	0	Non informed	Non informed
Rate of coverage of the country by radio	DEP/Min Info		80%	80%	Non informed	Non informed
Rate of overage of the country by television	DEP/Min Info		70%	80%	85%	80%

INDICATORS	SOURCES	RESULTS 2003	LEVEL 2004	LEVEL 2005	OBJECTIVE 2006	LEVEL2006
AXIS 4 : PROMOTION OF GOOD GOVERNANCE						
Promotion of administrative governance						
Existence of a national strategy for government reform	DEP/MFPRE					Ongoing
Existence of an updated data base SISGAPE	Government personnel management /MFPRE			Regular updating	Regular updating	Regular update
Existence of an action plan document for the extension of SIGASPE to sectoral ministries and decentralization of personnel management	<i>"Direction de la Solde"</i> /MFB					Ongoing
Promotion of political governance						
Decrease in armed robberies	DEP/Security		284 cas	265 cas	Reduce armed robberies	169 cases
Radius of intervention of security forces	DEP/Security		60 km	60 km	40 km	Nd
Number of civil society organizations having benefited from training on human rights protection	MPDH		49	Non informed	81	-
Number of new jurisdictions	DEP/Justice		1	6	3	4
Number of inhabitants per magistrate	DEP/Justice		1/56.000	1/45.000	1/40.000	Non informed
Number of recruited magistrates	DEP/Justice		30	30	30	30
Strengthening local governance						
Number of rural communes implemented	DGCL				302	302
Number of trained local elected officials	DGCL	1092		1.200	18.000	Non informed
Strengthening economic governance						

INDICATORS	SOURCES	RESULTS 2003	LEVEL 2004	LEVEL 2005	OBJECTIVE 2006	LEVEL2006
Number of audited public contracts	SP/PPF		10	24	15	25
External resources absorption rate	DGCEI-MEDEV		-	-	-	82,2%
Implementation rate of "PRGB" budget line (%)	SP/PPF		≥ 85%	99%	≥ 90%	99%
Time needed to process government orders (days)	SP/PPF		29	28	≤ 55	28
Respect for production delay: management accounts (respect : 30/06 - N+1) bill of law (respect 31/12 N+1)	SP/PPF		Respect	Respect	Respect	Respect

**Annex 1.5: Other monitoring indicators of the general organizational framework
for budgetary support for CSLP implementation**

• Indicators	Sources	Implement. 2004	Implement. 2005	Obj. 2006	Implement. 2006
•Social action (in % of total public spending)	DEP/MASSN		0,9%	1,1%	1,2%
Export growth rate (%) cotton fiber	DGEP	19,9%	31,6	30,0%	18,2%
Time needed to comply with legal formalities for business creation (days)	MCPEA	15	7	7	7
Number of administrative formalities for business creation	MCPEA	13	4	4	4
Budget implementation rate MEBA (% base liquidation)	SP-PPF		93,5%	≥ 90%	113,1%
Budget implementation rate MS (% base liquidation)	SP-PPF		97%	≥ 90%	119%
Coverage rate for sanitation Ouagadougou Bobo-dioulasso Other urban centers Rural and semi urban	MAHRH	40% 20% NR NR	44% 22 ND ND	Non informed	
Rate of income increase for cotton producers (%)	DGEP / IAP	-6,3%	11,7%		6,1%
Rate of agricultural production increase (fruits and vegetable)	DGEP / IAP	5,0%	5,0%	6,0%	7%
Share of local communities spending in relation to government/state spending	SP-PPF				NR
Rate of integration of loan projects and budgetary support in SYGADE (%)	SP-PPF			100%	Non due
Tax revenue implementation rate	SP-PPF		88%	≥ 90%	90,2% with shortfalls TPC non included

• Indicators	Sources	Implement. 2004	Implement. 2005	Obj. 2006	Implement. 2006
Increase rate of total export	DGEP / IAP	35%	-2,2%	36,9%	24,5%
Markets audited by IGF					
Number	SP-PPF		24	24	25
Value			3 billions	5%	8,03%

Annex 1.6: Statistical work completed

Measures / actions		Implementation status
Conduct survey on poverty incidence (QUIBB survey) in 2006	CGAB	Completed
Conduct survey on the monitoring of health and basic education decentralized services	CGAB	Non Completed
Supply of the survey results on poverty incidence (QUIBB survey)	PAP	Completed
Implementation of the work program for the general census of population and housing	PAP	Implemented in conformity with the program
Implementation of the work program for the general census of agriculture	PAP	Implemented in conformity with the program

Annex 2.1:

PROGRAMS	MEASURES/ACTIONS	STRUCTURES IN CHARGE	PARTNERS	IMPLEMENTATION STATUS	COMMENTARIES
Consolidating macroeconomic stability	ORIENTATION 1 : Build capacity of the structures in charge of budgetary management				
	DAF, DEP organizational audit	DEP/DAF/DRH/DGFP		PARTIALLY COMPLETED	DAF organizational audit was performed. DEP contract is being formalized
	DGB organizational audit	DGB		ON GOING	Market notification made to the firm CAFECKA. The personnel answers to questionnaires are being processed by the firm
	DCCF organizational audit	DCCF		COMPLETED	DCCF audit performed by the firm DELOITTE & TOUCH
	DGI organizational audit	DGI		BEING IMPLEMENTED	Market notification completed and works are being started in 2007
	ABG 2005 financial flows audit			COMPLETED	Report submitted during the month of May 2006
	Completion of the public finance strengthening strategy (SRFP) and adoption of its action plan			COMPLETED	strategie adopted by council of ministers on fevrier 2, 2007 and action is plan being developed
	Implementation of recommendations from organizational audits already performed (capacity building plan and investment plan)	DGTCP/DRH/DG-COOP		COMPLETED	Actions carried out are about improving staff skills and reorganizing DGTCP
	Design the archives rehabilitation plan and start its implementation	SG/MFB SG/MEDEV		ON GOING	Amendments from the structures were taken into account in the TORs, as part of consultation procedure
	Set up CP/PRGB technical secretariat	SP-PPF		COMPLETED	
	Develop RFP, CBMT and PTAS sectoral strategy	SP-PPF		ON GOING	SRFP adopted. PTAS is being finalized

PROGRAMS	MEASURES/ACTIONS	STRUCTURES IN CHARGE	PARTNERS	IMPLEMENTATION STATUS	COMMENTARIES
	Prepare MFB public expenditures review	SP/PPF/DAF/DEP		ON GOING	TORs transmitted to PRCA to start the process in 2007
	Develop program and begin implementation	DRH / all structures		COMPLETED	Integrated plan completed, MFB employees trained
	Improve initial training at ENAREF (CIE SIGASPE CID modules + training infrastructure)	ENAREF/DSI/DRH		COMPLETED	Provisional report available
	Support to research on public finance	SP-PPF/ENAREF/UO		COMPLETED	Two support operations performed in 2006.
	ORIENTATION 2 : Improve legal framework for budget management and implementation				
	Insure dissemination and training with regard to financial legislation and continue with the development of application texts	DGTCP		COMPLETED	Documents produced. Training program being implemented.
	Revision of the various public procurement texts			ON GOING	
	Insure training of the various actors in the field of public procurement	DCMP		COMPLETED	Training of civil servants, economic operators
	Adopt action plan for the implementation of CPAR recommendations	DCMP		COMPLETED	action plan adopted March 1 2006
	Develop and adopt specific regulation regarding delegated project supervision	DGTCP		BEING IMPLEMENTED	Draft decree completed
	Adapt regulation for compliance with international standards	DCMP			No programmed activity
	Computerizing public procurement procedures (SIMP)	DSI/DCMP		COMPLETED	Draft decrees signed and TDR validated
	ORIENTATION 3 : Improve quality and transparency of finance law				
	Finalize investment projects integrated	DGEP		ONGOING	A contract is being finalized with

PROGRAMS	MEASURES/ACTIONS	STRUCTURES IN CHARGE	PARTNERS	IMPLEMENTATION STATUS	COMMENTARIES
	bank				the firm MULTI CONSULT
	Implementation of the program budget (framework document, organizational texts, support for sectoral policies design, etc...)	DGB/DGEP		ONGOING	Regional workshop held ; its conclusions will help develop DGB action plan
	Design pilot manual for sectoral CDMT "Public finance"	SP-PPF		COMPLETED	
	Design and disseminate CDMT manual	SP-PPF		ONGOING	Financial difficulties led to reprogramming of the activity
	Change MPB for user-friendly software	SP-PPF		ONGOING	Activity will be implemented after development of the CDMT manual
	Extend CDMT ownership	SP-PPF		COMPLETED	CDMT for education, health, infrastructures and finance are available (CMDT for other sectors will follow)
	Design revenue estimates model	DEP/MFB		ONGOING	TORS developed and technical dossier is being developed
	Adopt finance law (2007) based on sectoral ceilings (2007-2009) in conformity with CSLP priorities			COMPLETED	
	Design 2007-2009 CDMTs for finance and budget sectors as well as an implementation strategy for sectoral CDMT			ONGOING	Experimental CDMT of the MFB has been developed
	Implement CID functional classification with codification for social spending monitoring				
	Finalize tax code revision				

PROGRAMS	MEASURES/ACTIONS	STRUCTURES IN CHARGE	PARTNERS	IMPLEMENTATION STATUS	COMMENTARIES
	Revise DCMP attribution, composition and operation and determine market monitoring mechanism for the main contracting government agencies			ONGOING	Reform will lead to the creation of public procurement directorate
	Adopt sectoral strategy to improve public finance, and a three-year action plan			ONGOING	Document available, CASEM/MFB validated. Should be adopted by the council of ministers
	Develop public finance reports on a regular basis	MFB		PERMANENT ACTIVITY	
Consolidating macroeconomic stability	ORIENTATION 4 : Improve year-end budget execution obligation				
	Set up a stock records keeping	DGB		ONGOING	Physical census completed. Ongoing software development
	Develop and disseminate trial balance reports (treasury)	DGTCP		ONGOING	Balance of accounts (BGCT) 2005 published on August 17 2006. Ongoing preparation for BGCT 2006
	Develop 2005 administration of accounts for state, local authorities, and EPEs	DGTCP		COMPLETED	The revenue and expenditure account for the state, local authorities completed. 48 EPE accounts on 61
	Administration of accounts for CL, and EPE (for 2001, 2002, 2003 and 2004)	DGTCP		COMPLETED	As of September 30, 2006, 76 accounts (2000 to 2004) are due.
	Implement CODEP action plan	DGTCP		ONGOING	Action plan implemented: training, sensitization and reforms
	Strengthen control entities (IGE, IGF, CC, <i>Inspections techniques</i>) in relation to public finance management				

PROGRAMS	MEASURES/ACTIONS	STRUCTURES IN CHARGE	PARTNERS	IMPLEMENTATION STATUS	COMMENTARIES
	Adopt decree regarding regulatory authority creation, attribution, composition and operations (ARMP)				
	Implement CODEP communication plan	DGTCP		COMPLETED	Communication strategy adopted on March 1, 2005, and implemented
	ORIENTATION 5 : Increase budget decentralization				
	Continue implementation of EPEs financial system	DGTCP		ONGOING	A project was conceived and submitted to a commission comprised of DGTCP, DCCF, and DGB
	Develop EPE accounting software on pilot sites and insure generalization to other EPEs	DGTCP/EPA		NON COMPLETED	Implementation will occur after finalization of EPE financial management framework
	Implement decentralization programming procedures for sectoral ministries	DGB		NON COMPLETED	Activity postponed to 2007
	Conduct study on assigned funds management	DGB		COMPLETED	Report by IMPACT PLUS on credit management is available
	Deploy CICL software in local communities	DGTCP		ONGOING	CICL software completed, and DGI computer experts trained in software maintenance
	Design local communities financial system to complement local communities code	DGTCP		ONGOING	Notable progress in terms of regulatory system applicable to regional authorities.
	Implement consultation mechanism on imprest account procedure	DGTCP			
	Extend programming decentralization to the 13 regions	DGB		COMPLETED	Decentralization conducted in BANFORA and GAOUA; technical and financial evaluation in ZINIARE, OUAGA and MANGA; system functionality in

PROGRAMS	MEASURES/ACTIONS	STRUCTURES IN CHARGE	PARTNERS	IMPLEMENTATION STATUS	COMMENTARIES
					5 regions and cabling in 5 others are being finalized
	Conduct study on MFB structures decentralization for harmonization with decentralization process	SG/MFB		NON COMPLETED	
	ORIENTATION 6 : Improve specific expenditures management				
	Implement general organizational framework for budget support (CGAB-CSLP)	SP-PPF		COMPLETED	CGAB-CSLP is created and functional
	Complete project regulations revision	DGCOOP		ONGOING	Texts completed and introduced
	Continue with SYGADE implementation taking into account all structures concerned external financing process	DSI/DGTCP/DGEP/DGTCP/CNDP		ONGOING	Works have started and several dossiers validated
	Implement action plan to improve monitoring of expenditures on external financing	MFB		ONGOING	
	Revise indebtedness strategy	DGTCP/CNDP		ONGOING	Draft policy document on indebtedness completed and will be submitted to CNDP for validation, before adoption
	Proceed with internal debt audit	DGTCP		ONGOING	Propositions for a strategy on internal debt developed with a first restitution of results
	Implement capacity building action plan for public debt management	DGTCP		ONGOING	Requests introduced by DGTCP to "Arab funds" have not been considered yet.
	Disburse money to	DGB/MFPRE		COMPLETED	Audit report is ongoing

PROGRAMS	MEASURES/ACTIONS	STRUCTURES IN CHARGE	PARTNERS	IMPLEMENTATION STATUS	COMMENTARIES
	MEBA,HEALTH,"MESSRS"				
Consolidating macroeconomic stability	ORIENTATION 7 : Improve information process quality and sustainability within ministries in charge of the economy and finance				
	Accelerate development of the CIE executive summary module	DGTCP/DSI		ONGOING	Documents completed and validated. The transfer of competences is ongoing.
	Finalize government integrated accounting software (CIE)			ONGOING	
	Develop specifications and begin SIGASPE revision of the	DSI/DGB/DGFP		COMPLETED	Specifications validated by users group in August 2006
	Continue CID revision	DSI		COMPLETED	
	Update 390 users with regard to the new CID version			COMPLETED	
	Implement audit based on records				
	Pursue activities relating to the revised SDI	DSI		ONGOING	Reports for phases 2 and 3 validated. Phase 4 is being implemented
	ORIENTATION 8 : Improve budget management control				
	Revise IGE texts			ONGOING	
	Revise organic law no.14/AN of 05/15/2000 organizing the court of auditors	Court of auditors		ONGOING	Bill of law about the revision of the Court of Auditors regulations adopted by the national assembly
	Modify organic law no.036-2001/AN of 12-13- 2001 on judiciary statute	Court of auditors		COMPLETED	

PROGRAMS	MEASURES/ACTIONS	STRUCTURES IN CHARGE	PARTNERS	IMPLEMENTATION STATUS	COMMENTARIES
	Validate project design methodology for bill of law	Cour des Comptes		ONGOING	Implementation of a joint committee CC/MFB for the development and validation of the methodology
	Harmonize and disseminate UEMOA audit manual	Court of auditors		NON COMPLETED	
	Revise texts relating to General Inspectorate of the State	IGE/PM		ONGOING	The dossier should be reinitialized
	Adopt a new statute for Inspector of Finance	DRH/IGF		ONGOING	Statute of inspector of finance will be considered within the framework of the decree about discretionary positions (emplois discrétionnaires) category
	Adopt and implement IGE training program	IGE		COMPLETED	Training program adopted and the 2006 sessions implemented
	Adopt and implement IGF training program	IGF		COMPLETED	Training program adopted and the 2006 sessions implemented
	Develop proposal for legal solution concerning payment laws not produced before 1992	CC/DGB/DGTCP		NON COMPLETED	Consultation among the three branches, executive, legislative and judicial is needed.
	Implement consultation framework for a posteriori monitoring structures	IGE		COMPLETED	
	Apply unit-price reference in pre-audit	IGE			
	Apply unit-price reference in post-audit	DCCF			
	Support IGF in markets audit	IGF		COMPLETED	24 public procurement and 14 projects audited
	II/ Improve DGI collection of revenue				
	Develop and SSDI for DGI	DGI/DSI		ONGOING	DGI took administrative steps to restructure or implement the various computer management structures
		SG/MFB		EXECUTE	CSI officially transferred January

PROGRAMS	MEASURES/ACTIONS	STRUCTURES IN CHARGE	PARTNERS	IMPLEMENTATION STATUS	COMMENTARIES
	Implement CSI transfer plan				1st 2007 by DGTCP
	Revise the tax code			REALISE	Finalization scheduled for 2007
	Apply revised IFU	DGI/DSI		COMPLETED	IFU renovated and officially operational by January 2006 (decree no. 2005-766/MFB/SG/DGI – December 15 2005.
	Tax audit of 60 larges companies	DGI		COMPLETED	236 random checks and 114 general verifications done in 2006
	Develop communication program (CGI, taxpayer's charter, CNF, JPO, brochures, etc.)	DGI		ONGOING	
	Finalize large companies census in Ouaga and Bobo	DGI		COMPLETED	82.39 % and 87.36% of Ouaga and Bobo tax potential processed
	Inform effectively the 10 identified indicators to measure productivity (at DGE, K1 and H1)	DGI		COMPLETED	SINTAX software tested for management indicators
	Implement training program	DGI/DRH		COMPLETED	10 training modules for the employees of Ouaga and Bobo implemented
	Tax management computerization			ONGOING	
	With regard to DGD				
	Pursue SYDONIA ++ implementation in all its functionalities (remote data acquisition, release warrant ...)	DGD/DSI/MFB		ONGOING	Customs treatment units on vehicles installed in BITTOU and DAKOLA
	Develop management software for "value file" (<i>fichier valeur</i>)	DGD/DSI/MFB		ONGOING	Committee to define evaluation of motor vehicles
	Develop management software for remissions and accounting	DGD/DSI/MFB		ONGOING	

PROGRAMS	MEASURES/ACTIONS	STRUCTURES IN CHARGE	PARTNERS	IMPLEMENTATION STATUS	COMMENTARIES
Consolidating macroeconomic stability	Support DGD departments interconnection (networking of Bobo gare, BOBO CDP, BVA, Ouaga CDP, Bittou, Dakola, Koudougou, Niangoloko, DRO, DRC with DSI)	DGD		COMPLETED	Insufficient connexion for a full use of SYDONIA
	Install a radio communication system and a PC in the border offices of Koloko, Faramana, Niangoloko, Fada, Kantchari, Ouessa, Léo, and Dakola)	DGD		ONGOING	20 vehicles acquired, 15 equipped with communication material. Equipment for frontier posts acquired, and is being prepared
	Install a scanner at Ouagadougou airport	DGD			
	Implement single customs declaration	DGD		ONGOING	Personnel trained for effective implementation
	Improve customs clearance system for vehicles	DGD			
	With regard to DGTCP				
	Pursue CIR development	DGTCP/DSI/DGD/MFB		ONGOING	Software development phase completed. Interfacing with other applications is ongoing.
	EPE internal auditors training in submission of accounts			COMPLETED	
	Improve service revenue collection	DGTCP		COMPLETED	
Improving the economy competitively and reducing factors cost	ONATEL privatization: completion of financial offers	MCPEA	MPT	COMPLETED	Signature of the convention to transfer 51% of the company shares to "Maroc télécom" on December 29 2006; 20% of ONATEL remain through a public offering of shares

PROGRAMS	MEASURES/ACTIONS	STRUCTURES IN CHARGE	PARTNERS	IMPLEMENTATION STATUS	COMMENTARIES
	Recruitment of a consultant to implement ONATEL privatization			COMPLETED	
	Recruitment of a consultant to implement SONABHY privatization			COMPLETED	
	Recruitment of a consultant to conduct a comparative study on business environment in WAEMU and ECOWAS areas			COMPLETED	
	Recruitment of a consultant to conduct a study on factors cost in Burkina Faso			COMPLETED	
	Recruitment of a consultant to conduct a study on business legal framework and practices in Burkina Faso,			COMPLETED	
	Recruitment of a consultant to develop a strategy to open the telecommunications sector to competition			COMPLETED	
	Recruitment of a consultant for the code on civil aircraft revision			COMPLETED	
	Recruitment of a consultant to provide technical assistance in the provision of authorizations to telecommunications operators in rural areas			COMPLETED	
	SONABEL privatization: business-partner search and financial offers evaluation	MCPEA	MMCE	NON COMPLETED	Preliminary studies not completed yet
	Opening SONABHY capital to the private sector	MCPEA	MMCE	NON COMPLETED	Preliminary studies not completed yet
	Opening ONEA capital to the private sector	MCPEA	MAHRH	NON COMPLETED	Process has been suspended
	Develop analysis on mechanism to determine petroleum products price	MCPEA	MFB, MCEM		

PROGRAMS	MEASURES/ACTIONS	STRUCTURES IN CHARGE	PARTNERS	IMPLEMENTATION STATUS	COMMENTARIES
	structure				
	Implement unit price reference	MCPEA	Chamber of agriculture		
	Adopt and implement reform strategy for the energy sector:	MMCE	Private sector		
	Prepare and adopt strategy to structure electricity sub-sector	MMCE	World Bank - PTF	NON COMPLETED	Linked to preliminary studies
	Prepare and adopt strategy for the hydrocarbons sub-sector	MMCE	Danida/ADB/ World Bank	NON COMPLETED	Linked to preliminary studies
	Finalize study on regulations	MMCE		NON COMPLETED	Legal expert being recruited
	Adopt legal and regulatory framework adapted to the selected strategy	MMCE		NON COMPLETED	Linked to study on regulation
	Prepare and adopt strategy document on rural electrification	MMCE		NON COMPLETED	
	Implement electricity sub-sector regulation		World Bank - PTF	NON COMPLETED	Linked to study on regulation. Delivery date is June 2008
	Adopt legal and regulatory framework for the electricity and hydrocarbons sub-sectors	MMCE	MCPEA		
	Prepare and adopt national electrification plan	MMCE	UER, DGE, WB, AFD, BEI,NDF, DANIDA	NON COMPLETED	Ongoing. Final version of the international consultant report submitted
	Electric interconnection Bobo-Dioulasso - Ouagadougou	MMCE	UER, DGE, WB, AFD, BEI,NDF, DANIDA	ONGOING	The 225 kV line from Bobo-Dioulasso to Ouagadougou is being built, and should be completed by October 2008
	Set up commercial courts in all district courts	MJ	MCPEA	NON COMPLETED	The option chosen by the relevant Ministry is to build the

PROGRAMS	MEASURES/ACTIONS	STRUCTURES IN CHARGE	PARTNERS	IMPLEMENTATION STATUS	COMMENTARIES
					chambers of commerce capacity
	Implement two public awareness campaigns on safety			COMPLETED	
	Design national policy on road safety			COMPLETED	
Improving the economy competitively and reducing factors cost	Set up an interdepartmental technical committee under the aegis of the ministry of transport			COMPLETED	
	Launch study on environmental impact and population resettlements			COMPLETED	
	Continue implementing CBC data base to improve road transport services			COMPLETED	
	Continue to support the Burkinabé freighter council (CBC) to improve services			COMPLETED	
	Complete the study on obstacles to road traffic fluidity			COMPLETED	Inter-ministerial committee recommended suspension on all network roads while an improved organization of the new control system is being prepared
	Adopt legal texts redefining new conditions for exercising the profession of road transporter			COMPLETED	
	Adop an orientation law for the	MT/DGTTM	Unions, MFB,	NON	Required texts are being

PROGRAMS	MEASURES/ACTIONS	STRUCTURES IN CHARGE	PARTNERS	IMPLEMENTATION STATUS	COMMENTARIES
	transport sector		MEDEV	COMPLETED	prepared (50% remain).
	Adopt a national policy of road safety	MITH/DGTTM	MSECU, Carriers, M defense, Drivers, PTF	EXECUTE	
	Reduce transport costs for public investments effectiveness and private investments promotion	MFB MEDEV MT	Private sector	NON COMPLETED	To be researched
	Train carriers in order to increase their management capacity and their access to the backstop facility for small and mid-sized businesses set up by WAEMU	MT DGTTM	Carriers union M Defense M safety PTF	REALISE	350 private actors benefited from training seminars on management techniques
	Follow-up study on roadblocks and illicit levies	MT DGTTM	Union carriers M Defense M safety PTF	EXECUTE	Suspension of traffic control on all Burkina Faso roads
Improving the economy competitively and reducing factors cost	Create a venture capital company	MCPEA, METJ, MFB	Social partners, PTF Burkinabé employers, BCEAO	NON COMPLETED	Overlap with the creation SME Bank in project
	Adoption of a sectoral policy for post offices and financial postal services	MPT	SONAPOST, PACDE, PTF	NON COMPLETED	
	Develop a bill of law on postal sector reform	MPT	SONAPOST, PACDE, PTF	NON COMPLETED	
	Develop a legislation and regulations for the telecommunications and CIT sector	MPTIC	ARTEL, PACDE, PTF	EXECUTE	Adoption of a sectoral policy document and an operational plan MPTIC 2006-2010
	Develop and adopt a strategy to open the telecommunication sector taking into account the end of ONATEL monopoly	MPT	ARTEL, PACDE, PTF	EN COURS	The consultants report is being validated at MPTIC

PROGRAMS	MEASURES/ACTIONS	STRUCTURES IN CHARGE	PARTNERS	IMPLEMENTATION STATUS	COMMENTARIES
	Adopt the urban planning code by the National Assembly (law of 05/18/06)				
	Creation of the CEFORE of Bobo Dioulasso			REALISE	Decree no.06-136/MCPEA/MFB/MJ/MTSS of December 15, 2006
	Reduce the number of formalities needed for business creation (from 8 to 4)	MCPEA	GPI Burkinabé employers	REALISE	
	Conduct a study on export promotion to improve export sectors (within APE)	MCPEA	MEDEV	NON COMPLETED	Left for 2007
	Conduct a study on savings and private investment determinants in Burkina Faso (within APE)	MCPEA	MEDEV	ONGOING	
	Conduct a study on medium-term APE impact on main poverty indicators	MCPEA	MEDEV	NON COMPLETED	
	Prepare standards and labels for oleaginous products (sesame, cashew nut, shea tree) and niébé	MCPEA	FASONORM	EXECUTE	6 approved norms (decree no.06-053/MCPEA/SG/ONAC
	Launch "Ouaga international" to promote Ouagadougou as an international business center	CCIA	MCPEA PTF	NON COMPLETED	Left for 2007
	<i>Adopt fiscal arrangements act for the acquisition of equipment needed for the emergence of small agri-business units and spinning mills</i>	MFB	MCPEA CCIA-B	NON COMPLETED	Will be taken into account in the revision of the investment code
	Construct a dry port in Bobo	CCIA	MCPEA PTF	NON	Programmed for 2008

PROGRAMS	MEASURES/ACTIONS	STRUCTURES IN CHARGE	PARTNERS	IMPLEMENTATION STATUS	COMMENTARIES
				COMPLETED	
	Conduct study for developments in Bittou and the border region of Mali and Ghana	CCIA	MCPEA PTF	COMPLETED	Special zones have been developed in Bittou and the border areas with Ghana and Mali
	With regard to railway infrastructure				
	Rehabilitation of the railroad Ouagadougou- Kaya				
	Construction of the railroad Ouagadougou-Sikasso-Bamako, Dori-Tera-Niamey, Tambao-Ansongo, Ouagadougou-Pama-Niamey, Pama-Sananné-Blita.				
	With regard to airport infrastructures				
	Conduct studies for the construction of Ouagadougou international airport (environmental impact, resettlements, access roads to the airport , technical studies, and preparation of bidding documents)				
	Launch the 1st construction phase in partnership with private sector				
	With regard to road infrastructures				
	Routine maintenance of 14 161 km classified road network			COMPLETED	
	Routine maintenance of 901 km dirt roads			COMPLETED	Only 259 km roads have maintained
	Rehabilitation of 1 079 km dirt roads (that follow natural landscape)			COMPLETED	Only 301 km dirt roads have been rehabilitated

PROGRAMS	MEASURES/ACTIONS	STRUCTURES IN CHARGE	PARTNERS	IMPLEMENTATION STATUS	COMMENTARIES
	Improvement of 241 km asphalted roads with very heavy traffic			COMPLETED	Only 195 Km asphalted roads maintained
	Set up a fund for road maintenance			ONGOING	
	Complete construction of the access road to Bobo Dioulasso train station			ONGOING	
	Improve payment procedures to small and medium-sized enterprises				
	Subcontract road maintenance using the maintenance management by level of service method (<i>Gestion de l'Entretien par Niveau de Service - GENiS</i>).			COMPLETED	
	With regard to cartographic infrastructures				
	Cartography for emergency area (<i>cartography de la zone de première urgence</i>) by the production of maps on 1/50 000 scale			COMPLETED	
	Densification of the geodetic network in order to install 2nd order geodetic benchmarks on the national territory			COMPLETED	
	Acquisition of a cartographic production chain				
	Acquisition of a photographic aircraft			COMPLETED	

PROGRAMS	MEASURES/ACTIONS	STRUCTURES IN CHARGE	PARTNERS	IMPLEMENTATION STATUS	COMMENTARIES
	Production of town plans			COMPLETED	
	With regard to telecommunications				
	Completion of government Intranet deployment in Ouaga; through migration toward 'Gigabits Ethernet voice and data' and secured connection to Internet			COMPLETED	
	Adoption of application decrees concerning the cyberstrategy monitoring entities			COMPLETED	
	Support ICT promotion program			COMPLETED	through: computer cabling of the National Parliament, National Radio, Rural Radio , l'ENAREF, RNB, <i>Centre National des Archives</i> , implementation of 3 new community radios, 16 ADEN centers
	Joint study (CAPES, CSC, Universities, Ministry of Information) on media, public information and the fight against poverty			COMPLETED	
	Support communication strategies of ministerial departments and institutions.			COMPLETED	
	Design sectoral cyberstrategy			ONGOING	
	With regard to the postal sector				
	Continue postal network computerization			REALISE	
	Feasibility study for an international motor freight terminal in Ouaga	CCIA	MCPEA PTF	EN COURS	
	Feasibility study for a dry port in Ouagadougou	CCIA	MCPEA PTF	NON COMPLETED	
	Feasibility study and implementation	CCIA	MCPEA PTF	NON	

PROGRAMS	MEASURES/ACTIONS	STRUCTURES IN CHARGE	PARTNERS	IMPLEMENTATION STATUS	COMMENTARIES
Support to productive sectors	regarding an industrial park in Ouagadougou			COMPLETED	
	Feasibility study and implementation regarding a " WORLD TRADE CENTER"	CCIA	MCPEA PTF	ONGOING	
	Infrastructures for processing and storage in Dakola	CCIA	MCPEA PTF	REALISE	
	Creation of a technopolis for the promotion of SME in Ouagadougou ZAD	CCIA	MCPEA PTF	ONGOING	
	Creation of a multimode platform in Bobo	CCIA	MCPEA PTF	ONGOING	Bobo international road station construction works. Ongoing negotiation regarding financing of dry port phase 2
	Rehabilitation of Ouagainter and implementation of a terminal container	CCIA	MCPEA PTF	EN COURS	Ongoing rehabilitation works
	Implementation of processing infrastructures and storage in Tema	CCIA	MCPEA PTF	EN COURS	Construction works for covered warehouse (6000 square meter); storage (5000 m2); administrative building R+2 with 1200 m of offices
	Construction of seven weighbridges in frontier posts	CCIA	MCPEA PTF	ONGOING	Five weigh bridges acquired and three installed
	Study for a data base on flow of the goods	CCIA	MCPEA PTF	EXECUTE	Chamber of commerce has set up data base on imported goods, which is being tested at the Ouagadougou road station.
	Start the activities of the Ouagadougou Center for arbitration, mediation and conciliation	CCIA	MCPEA PTF	NON COMPLETED	CAMCO was created, with headquarters and a functioning board of directors and permanent secretariat. Activities will start in 2007

PROGRAMS	MEASURES/ACTIONS	STRUCTURES IN CHARGE	PARTNERS	IMPLEMENTATION STATUS	COMMENTARIES
	Set up the approved management centers	CCIA	MCPEA PTF	ONGOING	finalization of the decree about the creation, organization and operation of a CGA
	Creation of a professional skills study center (CEMEQ)	CCIA	MCPEA PTF	COMPLETED	Le CEMEQ has performed study on the adequacy between employment and training in agribusiness and electrical engineering
	Feasibility study for the creation of a training center for apprentices	CCIA	MCPEA PTF	COMPLETED	
	" <i>Campus consulaire</i> " (commerce, hotel management, tourism, restaurant business, ICT)	CCIA	MCPEA PTF	NON COMPLETED	
	Setting up a quality control system for agricultural inputs	MAHRH, MCPEA	OPA , PTF		
	Development of an agro pastoral investment code	MAHRH, MRA, MECV	MCPEA-MFB-MEDEV, PTF-OPF et OPA		
	Setting up an arbitration center for commercial disputes	CCIAB	MFB-ONAC Ministry of	COMPLETED	CAMCO was created, with headquarters and a functioning board of directors and permanent secretariat. Activities start in 2007
	Development of the main axes for preparation and review of environmental impact analyses.	MECV	MAHRH, World Bank	COMPLETED	Design of 8 technical guides for environmental assessment. Guidelines for environmental protection policy
	Setting up the National Council for Food Safety (CNSA)			COMPLETED	

PROGRAMS	MEASURES/ACTIONS	STRUCTURES IN CHARGE	PARTNERS	IMPLEMENTATION STATUS	COMMENTARIES
	Signature of the joint decree regarding the attribution, organization and operations of CNSA decentralized structures			COMPLETED	
	Collecting and disseminating information on agricultural products prices about 48 markets			COMPLETED	
	Financing the methodological evaluation of the national survey on herds monitoring (ENST);			COMPLETED	
	Financing the development of estimated costs for the <i>Centrale d'Information</i> (DGPSA).			COMPLETED	
	Publication of 52 weekly news bulletins, 4 quarterly bulletins on agricultural product prices and a directory of cereals prices			COMPLETED	
	Weekly broadcasting of cereals prices			COMPLETED	
	Implementation of the action plan for the information system on food safety (PA-SISA)			COMPLETED	
	Preparation and finalization of a program for the installation and training of CNSA decentralized structures members.			COMPLETED	
	Creation and operation of environmental units	MECV	MAHRH, World Bank	ONGOING	
Micro credit	Organization of a micro finance week to celebrate the end of the international micro credit year (AIM-2005)	MFB		REALISE	From October 3 to October 10, 2006

PROGRAMS	MEASURES/ACTIONS	STRUCTURES IN CHARGE	PARTNERS	IMPLEMENTATION STATUS	COMMENTARIES
	Complete implementation of the national micro finance strategy action plan	MFB		REALISE	The action plan is available and implemented
	Information and sensitization of local authorities and various actors on the IMFs regulation	MFB		REALISE	Production of flyers, TV and radio broadcasts; information and sensitization of local authorities and the various actors on the IMF regulations; organization by the Economic and Social Council of a session about microfinance
	Conduct IMFs inspection mission and / or recommendations monitoring	MFB		COMPLETED	Permanent activity
	Organization of a consultation on the national micro finance strategy financing with technical and financial partners			COMPLETED	
	Creation of a directorate in charge of micro finance at the <i>Direction Générale du Trésor et de la Comptabilité Publique</i> (Directorate General of Public Accounts and the Treasury) and set up the said <i>Direction</i> , and recruit its staff			COMPLETED	
	Organization by the Social and Economic Council of a session on micro finance			COMPLETED	
	Pursue supervision of the sector with more involvement of regional treasuries	MFB		COMPLETED	Permanent activity

PROGRAMS	MEASURES/ACTIONS	STRUCTURES IN CHARGE	PARTNERS	IMPLEMENTATION STATUS	COMMENTARIES
Support to productive sectors	Supervision of the IDA projects environmental management plans	MECV	MAHRH, World Bank	ONGOING	PGES follow up is ongoing.
	Implemented the capacity building plan for environmental evaluation	MECV	MAHRH, World Bank	ONGOING	Decree on COTEVE adopted; COTEVE has started its activities
	Inventory of woody forest resources and preparation of an investment plan for sustainable management	MECV	MAHRH, World Bank		
	Creation of support funds for SME development	MCPEA- MFB	CCIA-B et PTF	NON COMPLETED	
	Adoption of texts aiming at reducing the amount of taxes paid by artisans	MCPEA- MFB	CCIA-B	NON COMPLETED	Will be dealt with in the investment code
Extraterritorial economy development	Reorganization of the Higher Council of Burkinabé Abroad (CSBE)	MAET/CR			
	Set up a data bank on Burkinabé expertise abroad	MAET/CR			
	Finalization of the Dakole project feasibility study	MAET/CR	MASSN MAHRA		
	Implementation of MIDA project second phase	MAET/CR	MFB;MECV;MEBA;MAHRA;OIM;MFB;MECV;MEBA;MAHRA;OIM		
	Creation of an observatory for migration	MAECR/MEDEV		PARTIALLY COMPLETED	

PROGRAMS	MEASURES/ACTIONS	STRUCTURES IN CHARGE	PARTNERS	IMPLEMENTATION STATUS	COMMENTARIES
	Update the inventory of cultural sites of tourist interest			COMPLETED	
	Implement an international tourist structure, and promote tourist companies access to credit			COMPLETED	
	Design a policy for tourism development			COMPLETED	
	Creation of a Burkinabé agency for technical and cultural cooperation	MAECR/ MFB/ MEDEV			
	Develop a sectoral Policy for the Ministry for Foreign Affairs and Regional Co-operation, and an action plan	MAECR			
	Opening of the <i>Maison du Burkina</i> in Paris	MAECR/ MCAT			
	Design a policy document of policy on migration	MAET/CR	MEJT MASSN Associations of burk. abroad		
2. Improving poor people access to basic social services and to social protection					
Education	Adoption of regulatory measures to extend basic education to the 1st cycle of secondary education	MESSRS- MEBA	MFB-MATD Social partners in education, PTF	COMPLETED	Improved access in the 6th grade (<i>classe de sixieme</i>) of the 1st cycle of secondary education

PROGRAMS	MEASURES/ACTIONS	STRUCTURES IN CHARGE	PARTNERS	IMPLEMENTATION STATUS	COMMENTARIES
	Preparation and adoption of regulatory texts about compulsory and free basic education	MEBA, MFB	PTF- Local communities, Social partners in education, National Assembly	PARTIALLY COMPLETED	
	Extension of the experimentation regarding the regionalization of recruitments			ONGOING	
	Finalization of the transfer of responsibility for teachers recruitment and assignment, to DREBA	MEBA	MATD, Local communities	ONGOING	
	Preparation of an action plan for the implementation of the transfer of responsibilities with regard to teachers and relevant budgetary resources management, to DPEBA	MEBA		ONGOING	
	Promotion for endogenous canteens in schools where there is no assisted canteens			ONGOING	
Education	Continuation of the school subsidies policy in the 20 provinces with the weakest schooling rate (distribution of handbooks and school stationery, food for canteens, etc.)	MEBA, MFB	PTF, Local communities	EXECUTE	
	Adoption of the national policy on teaching and technical and professional training	MESSRS	MTEJ	COMPLETED	
	Implementation of the national policy on teaching and technical and	MESSRS	MTEJ	NON COMPLETED	

PROGRAMS	MEASURES/ACTIONS	STRUCTURES IN CHARGE	PARTNERS	IMPLEMENTATION STATUS	COMMENTARIES
	professional training				
	Finalization of the sectoral CDMT (MEBA, MESSRS) including necessary measures to meet PDDEB and MDG objectives	MEBA, MESSRS	MFB	COMPLETED	
	Extension of pre-school education to the poorest provinces	MASSN			
	Expand educational offer				
	Construction and equipment of 2062 new classrooms in 2006, 2418 in 2007, and 2623 in 2008	MEBA		ONGOING	1693 new classrooms
	Construction and equipment of 20 inspection offices in 2006, 20 in 2007 and 20 in 2008 ;	MEBA		ONGOING	
	Construction and equipment of 70 permanent functional literacy centers per year, starting in 2006 ;	MEBA		COMPLETED	70 more CPAFs
	Construction and equipment of 32 non formal basic education centers per year, starting in 2006 ;	MEBA		COMPLETED	32 more CEBNFs
	Construction and equipment of 50 satellites schools per year in communities expressing the need for them, starting in 2006 ;	MEBA		ONGOING	
	Construction of 638 drillings in 2006, 700 in 2007 and 750 in 2008 ;	MEBA		ONGOING	
	Construction of 211 latrines in 2006, 700 in 2007 and 750 in 2008 ;	MEBA		ONGOING	
	Construction of 769 houses for teachers in 2006, 2418 in 2007, and 2623 in 2008	MEBA		EXECUTE	1388 new houses

PROGRAMS	MEASURES/ACTIONS	STRUCTURES IN CHARGE	PARTNERS	IMPLEMENTATION STATUS	COMMENTARIES
	Continue the annual enrolment increase (+9,4% in 2005/2006)			REALISE	
	Schools equipment with learning materiel, with one reading book and one calculus book per student	MEBA		ONGOING	
Education	Recruitment of 3000 teachers in 2006, 3 488 in 2007, and 3 743 in 2008	MEBA		ONGOING	
	Improving quality, relevance and effectiveness of basic education				
	Reorganization of the various levels of basic education	MEBA		COMPLETED	
	Increase training period	MEBA		COMPLETED	
	Improve evaluation system, and renovate curricula	MEBA		ONGOING	
	Initial training of 20670 new teachers from now to 2010	MEBA		ONGOING	
	training /re training of supervisory staff (8530 principals, 160 inspectors, 160 itinerant educational advisers, and 2130 class teachers per year	MEBA		COMPLETED	
	Ministry of secondary and higher education, and scientific research				
	Improving higher education capacity			COMPLETED	
	Construction and equipment of an amphitheatre in Bobo			COMPLETED	
	Construction of the university of Ouahigouya and Fada			NON COMPLETED	2007/2008 PROGRAM
	Production and provision of didactic handbooks and materials	MEBA		ONGOING	
	Continuing education for 7.255 principals, 20.708 teachers, 696	MEBA		COMPLETED	

PROGRAMS	MEASURES/ACTIONS	STRUCTURES IN CHARGE	PARTNERS	IMPLEMENTATION STATUS	COMMENTARIES
	supervisory staff, and support to 1.280 GAP				
	Intensification and improvement of literacy and training activities				
	Training of 5 183 supervisory staff members in the literacy centers and monitoring and evaluation of 1 635 CPAF	MEBA		ONGOING	Literacy rate has improved
Health-Nutrition-HIV/AIDS	Strengthen CDMT including the connection with the budgetary nomenclature	Ministry of Health		ONGOING	
	Finalize the health sector CDMT	Ministry of Health	MFB	COMPLETED	Annual updating is effective
	Implement decentralization	Ministry of Health		ONGOING	
	Assess the operation of credit delegation and the <i>régie (régies d'avance)</i> and to adopt an action plan to raise the rate of execution of the assigned funds (<i>credits délégués</i>)	Ministry of Health		ONGOING	
	Implement performance contract for the Ministry for Health and the decentralized structures (CHU and CHR)	Ministry of Health		SHOULD START SOON	Activity scheduled for 2007
	Assess the bonus system for personnel in distant areas	Ministry of Health		NON COMPLETED	Activate scheduled for 2008
	Strengthen public health structures	Ministry of Health		COMPLETED	
	Design and dissemination among the various actors of technical documents (handbook on dealing with tuberculosis/HIV, chronic cases of tuberculosis, drugs management, national tuberculosis program)	Ministry of health		COMPLETED	

PROGRAMS	MEASURES/ACTIONS	STRUCTURES IN CHARGE	PARTNERS	IMPLEMENTATION STATUS	COMMENTARIES
	Strengthen collaboration with CMLS/Health regarding co-infection tuberculosis/HIV care	Ministry of Health		COMPLETED	
	Train managers of the central directorates, health regions, regional accountants; the directors of administration and finance departments; and hospital accountants, on national health accounts	Ministry of Health		COMPLETED	
	Distribution and verification of filters in all endemic villages before the transmission period	Ministry of Health		COMPLETED	
	Training and re-training of village volunteers in endemic villages	Ministry of Health		COMPLETED	
	treatment on time of eligible pounds	Ministry of Health		COMPLETED	
	Preparation of programs and strategy documents (Program PTME 2006-2010, Intervention plan regarding young people health, anti-smoking campaign for young people, roadmap for the reduction of maternal and neonatal mortality; Strategy for childbirth subsidy and SONU, guide and management tools (SIGL) for SR products)	Ministry of health		COMPLETED	
		Ministry of Health		COMPLETED	
		Ministry of Health		COMPLETED	
	2006-2010 strategic plan for the fight against diseases with endemic potential	Ministry of Health		COMPLETED	
	Response plan to potential meningitis epidemics	Ministry of Health		COMPLETED	

PROGRAMS	MEASURES/ACTIONS	STRUCTURES IN CHARGE	PARTNERS	IMPLEMENTATION STATUS	COMMENTARIES
	Care with regard to diseases with endemic potential	Ministry of Health		COMPLETED	
	Implementation of a technical committee for epidemiological surveillance for HIV/AIDS and STD	Ministry of Health		COMPLETED	
		Ministry of Health		COMPLETED	
	Protocol for the surveillance of primary resistance of HIV to ARV.	Ministry of Health		COMPLETED	
	adoption et dissemination of legal texts organizing specific employments with the Ministry of Health	Ministry of Health		COMPLETED	
	Continuing the free supply of preventive care for pregnant women and children from 0 to 5 year old in all public health centers	Ministry of Health		COMPLETED	
	Prepare the health financing policy project ;	Ministry of Health		COMPLETED	
	Training the central directorates, health regions, , Administration and Finance Directorates managers, as well as regional accountants and hospital accountants, on national health funding	Ministry of Health		COMPLETED	
	Preparation of the 2006-2010 implementation plan (PNDS)	Ministry of Health		COMPLETED	
	Preparation / revision of action plan for health districts, regional directorates, hospitals and central directorates	Ministry of Health			
	Develop a minimum package of integrated community activities (nutrition, malaria, reproductive health, AIDS, sanitation) and implementation	Ministry of Health		ONGOING	

PROGRAMS	MEASURES/ACTIONS	STRUCTURES IN CHARGE	PARTNERS	IMPLEMENTATION STATUS	COMMENTARIES
	mechanisms				
	Implement community activities in all regions	Ministry of Health		COMPLETED	Community health workers
	Assigning graduates from national schools to DRS and health districts	Ministry of Health		COMPLETED	Ongoing implementation since 2003
	Verify application of tariffs by health professionals and hospitals	Ministry of Health		COMPLETED	
	Reorganize payment process (conduct study on current health care cost, define payment process/circuit for health care)	Ministry of Health		NON COMPLETED	
	Define corrective measures to insure implementation of price structure	Ministry of Health		COMPLETED	
	Budgetary allocation to implement price structure			Completed since 2004	
	Assessment of actual prices			Completed since 2004	
Health-Nutrition-HIV/AIDS	Implementation of price structure			COMPLETED	
	Verify the Implementation of price structure through sampling			Completed since 2004	
	Implement subsidy system for obstetric care, and cost for assisted childbirth	Ministry of Health		Ongoing since October 1st 2006	
	Implement care system for infantile disease in 15 health districts	Ministry of Health		COMPLETED	Done in 45 health districts
	Increase assigned funds by 10% minimum for FY 2005	Ministry of Health		COMPLETED	

PROGRAMS	MEASURES/ACTIONS	STRUCTURES IN CHARGE	PARTNERS	IMPLEMENTATION STATUS	COMMENTARIES
	Implement voluntary and confidential screening for HIV in all CMA and hospitals	Ministry of Health		COMPLETED	
	Training of all service suppliers of all CMA and hospitals in antiretroviral prescription	Ministry of Health		COMPLETED	Done in 45 health districts
	Revision of texts concerned with support to poor people in terms of diseases posing a threat to public health, including malaria	Ministry of Health		COMPLETED	
	Create a multisectoral consultation framework for nutrition and food security, including health care, agriculture, education, the economy, and development	Ministry of Health		COMPLETED	
	Improve measures to prevent HIV/AIDS and STI transmission and the promotion of voluntary screening	Ministry of Health		COMPLETED	
	Improve access to health and medical care service of PVVIH	Ministry of Health		ONGOING	12.842 PvHIV are being treated with ARV in 2006 against 8.136 in 2005
	Strengthen protection and support to PVVIH and persons affected or other specific groups	Ministry of Health		COMPLETED	Support to health workers infected (50,000 FCFA every quarter of a calendar year)
	Strengthen partnership, coordination, and resources mobilization	Ministry of Health		ONGOING	Signature of financing convention with the World Bank (Health/HIV-AIDS)
	Strengthen surveillance of the epidemic, monitoring and evaluation, and promotion of research	Ministry of Health		ONGOING	
Potable water-Sanitation	Creation of modern water holes, essentially drillings	MAHRH		COMPLETED	801 new drillings (1107 expected) 72.36%

PROGRAMS	MEASURES/ACTIONS	STRUCTURES IN CHARGE	PARTNERS	IMPLEMENTATION STATUS	COMMENTARIES
	Rehabilitation of existing water holes	MAHRH		COMPLETED	38 new drillings for 81 expected (46.91%)
	Equipment secondary centers with simplified potable water supply systems (AEPS)	MAHRH		COMPLETED	33 AEPS for 53 expected (62.26%)
	Involvement of beneficiaries in the implementation of infrastructures and their management through management committees	MAHRH		COMPLETED	801 CPE created and 33 school equipment management committees in place
	Involvement of private operators or associations	MAHRH		COMPLETED	Creation of consultation frameworks for NGOs and other associations Many associations intervene in waste management in urban areas
	Correction of regional disparities with regard to drinking water availability	MAHRH		COMPLETED	
	Supplying schools with drinking water	MAHRH		COMPLETED	
	Effective implementation of the water structures management and maintenance system reform	MAHRH		COMPLETED	
	Preparation of a sanitation national policy and strategies document	MAHRH		ONGOING	

PROGRAMS	MEASURES/ACTIONS	STRUCTURES IN CHARGE	PARTNERS	IMPLEMENTATION STATUS	COMMENTARIES
	Adoption of the national sanitation strategy and preparation of an action plans for concerned institutions	MAHRH			
	Implementation of the national sanitation strategy action plan	MAHRH			
	Implementation of the activities mentioned in the roadmap prepared by the government to reach the MDGs in terms of water and sanitation	MAHRH			
Environment and quality of life: Housing					
	Implementation of the <i>Banque de l'habitat</i>	MFB		COMPLETED	
	Preparation of urban planning masterplans for province capitals and some districts (nine) having reached a certain level of development	MEDEV, MUH		NON COMPLETED	Activity not performed for lack of financing
	Preparation of an urbanism and construction code	MHU		COMPLETED	Urban Development Code adopted by National Assembly on May 18 2006, promulgated on June 28 2006
	Adoption by the Government of the national environment policy (PNE) and validation of the environment plan for sustainable development (PEDD).			COMPLETED	
	Startup of two waste technical burial centers operations in Ouagadougou and Bobo-Dioulasso			COMPLETED	
	Prevention of plastic hazard through the construction of waste storage enclosures in the districts of Bobo-Dioulasso and Ouagadougou and in			COMPLETED	

PROGRAMS	MEASURES/ACTIONS	STRUCTURES IN CHARGE	PARTNERS	IMPLEMENTATION STATUS	COMMENTARIES
	the regions capitals				
	Training regional forest services employees to familiarize them with qualitative environment themes			COMPLETED	
	Development of an action plan for the control and reduction of emissions of substances that deplete the ozone layer			COMPLETED	
	Adoption of decree no. 2006-232/PRES/PM/MECV/MFB/MJ/MATD of May 30, 2006, defining the procedures and scales of transaction applicable in case of infringements of the environment code of Burkina Faso			COMPLETED	
	Adoption of decree no. 2006-347/PRES/PM/MECV/MCPEA/MATD/MCE/MFB of July 17, 2006, regarding categorization of dangerous unsanitary and nuisance-causing establishments in Burkina Faso			COMPLETED	
	Effective implementation of an environmental inspection by sworn inspectors in two Ouagadougou gas stations, to test inspection methods and tools with regard to dangerous unsanitary and nuisance-causing establishments (EDII			COMPLETED	

PROGRAMS	MEASURES/ACTIONS	STRUCTURES IN CHARGE	PARTNERS	IMPLEMENTATION STATUS	COMMENTARIES
	promotion of eco citizenship through information, education and communication activities targeting the general public and schools, and conception and of spots and messages in the media			COMPLETED	
	adoption of law no.005-2006/AN of March 17, 2006, regarding biotechnology security in Burkina Faso			COMPLETED	
Social protection of the poor	Protection and promotion of children and adolescents	MASSN			
	Implementation of the project PSADO « Promotion of adolescents reproductive health »			ONGOING	PSADO project is being implemented.
	Preparation of the action plan regarding birth registration.			COMPLETED	
	Strengthening operational capacities of the structures in charge of protection and promotion of children's rights	MASSN		ONGOING	
	Implementation of a permanent system for data collection, processing and dissemination, with regard to care provided to children in difficulty	MASSN		NON COMPLETED	
	Finalization and implementation of the AP against internal and transborder traffic in children	MASSN		ONGOING	Has to be adopted by the government
	family promotion and protection	MASSN		NON COMPLETED	
	Adoption of a national action plan to	MASSN		ONGOING	

PROGRAMS	MEASURES/ACTIONS	STRUCTURES IN CHARGE	PARTNERS	IMPLEMENTATION STATUS	COMMENTARIES
	fight children sexual exploitation				
	Conduct study on violence against children	MASSN		NON COMPLETED	Decree regarding the committee to prevent sexual violence against children signed
	Development and implementation of a new national program to popularize the family code	MASSN		NON COMPLETED	
	support the children parliament			COMPLETED	
	development and implementation of a national program for OEV			COMPLETED	
	Finalization of the action plan for the promotion of family	MASSN			
Social protection of the poor	Promotion of solidarity and protection of the specific groups	MASSN		COMPLETED	
	Organization every year of the solidarity month	MASSN		COMPLETED	
	Preparation of a study on the situation of older people on a national scale	MASSN		NON COMPLETED	
	Preparation of the social action national policy	MASSN		COMPLETED	draft project completed
	Preparation of the social protection national policy	MTSS		COMPLETED	Laws aiming at social protection adopted
	Development of the orientation law on social action	MASSN		COMPLETED	
	promotion of adolescent and young people sexual and reproductive health	MASSN			
	rehabilitation or construction of education and social promotion centers	MASSN			
	Preparation of a study on the impact of a decade of fight against the practice of	MASSN			

PROGRAMS	MEASURES/ACTIONS	STRUCTURES IN CHARGE	PARTNERS	IMPLEMENTATION STATUS	COMMENTARIES
	excision				
	Finalization and implementation of the “tolerance zero for female genital mutilation” action plan	MASSN			
	Development of a “social dashboard”	MASSN		NON COMPLETED	
	Institutional capacity building of the ministry, and monitoring and evaluation of the decennial plan	MASSN		NON COMPLETED	
	Preparation of surveys and studies on emerging social themes	MASSN		NON COMPLETED	
	Conduct research on the begging phenomenon and social exclusion	MASSN		PARTIALLY COMPLETED	
	Conduct a multisectoral study on handicapped people	MASSN		NON COMPLETED	
	Provide 900 handicapped with mobility equipment every year	MASSN		COMPLETED	
	Organization of emergency relief	MASSN		COMPLETED	
	Organization of communication campaigns for behavioral change with regard to catastrophes, and risks attenuation techniques	MASSN		ONGOING	
	“Carte jeune” project			ONGOING	
	direct support to victims of natural disasters	MASSN		COMPLETED	No financial means
Social protection of the poor	capacity building of the ministry of social action and national solidarity	MASSN		NON COMPLETED	
	Development of the social action decennial plan	MASSN			

PROGRAMS	MEASURES/ACTIONS	STRUCTURES IN CHARGE	PARTNERS	IMPLEMENTATION STATUS	COMMENTARIES
	Prepare public expenditure review for the ministry of social action and national solidarity	MASSN		NON COMPLETED	
	Implementation of a permanent system of data collection, processing and dissemination				
	Construction and equipment of 3 DR. and 6 DP	MASSN		COMPLETED	
	Implementation of continuing education program for MASSN staff	MASSN		ONGOING	
Promotion of women	Actualization of the monitoring and evaluation action for women promotion	MPF	MEDEV/ MASSN		
	Ratification of the African chart for human and peoples rights and the convention on the elimination of all forms of discrimination against women	MPF	MPDH MAECR	NON COMPLETED	Scheduled for 2007
	Adoption of the 2006-2010 action plan for the promotion of women			COMPLETED	2006-2010 action plan adopted
	Preparation of a survey on professional women in Burkina Faso in order to promote their candidacy to international positions	MPF	MAECR MFPRE	ONGOING	32% supervisory staff in government agencies are women, and 4% high level managers in the center-west region are also women
Promotion of women	Actualization of the action plan monitoring plan for the promotion of women	MPF	Government		
	Preparation of a statistical program for women promotion	MPF	MEDEV	COMPLETED	Scheduled for 2007
	Implementation of a permanent consultation framework for women promotion	MPF	All ministries. Other intervening parties	COMPLETED	

PROGRAMS	MEASURES/ACTIONS	STRUCTURES IN CHARGE	PARTNERS	IMPLEMENTATION STATUS	COMMENTARIES
	Construction of women centers (<i>maisons de la femme</i>) in Ouagadougou and Bobo Dioulasso and in the most populated districts	MPF	MFB	ONGOING	Two ' <i>maisons de la femme</i> ' built in Boulmiougou and Sig-Noghin, and the one in Zorgho is being restored
	Construction of DRPF	MPF	MFB	COMPLETED	Scheduled for 2008
	Prepare a strategy to increase women presence in decision-making spheres	MPF	MFB PTF gender, Consulting firms	NON COMPLETED	Scheduled for 2007
	Implementation of a data base on the intervening entities with regard to women promotion	MPF	Consulting firms, MFB and other partners, Ministerial departments, civil society, PTF/gender	COMPLETED	
3. Extending opportunities in terms of employment and income generating activities					
Access to land	Strengthen the actors in terms of environmental management and desertification			COMPLETED	Producers information, training and supervision
	Ensure a better management of shea tree				Non informed
	Revise the RAF, drafting and adoption of some application texts	MEDEV DGAT		NON COMPLETED	
	Operationalize vigilance device with			COMPLETED	

PROGRAMS	MEASURES/ACTIONS	STRUCTURES IN CHARGE	PARTNERS	IMPLEMENTATION STATUS	COMMENTARIES
	regard to locust invasion				
	Prepare draft project application texts regarding the orientation law on pastoralism				Non informed
	Promotion and participation to meetings on transhumance				Non informed
	Contribution to the implementation of pastoral infrastructures				Non informed
	Improve land security by implementing pilot program in PNGT provinces				
	studies on experiments in terms of land security in various sectors (land conflicts judicial settlement, regional planning, fishing, animal husbandry, mining, "terroirs" management (PNGT2, PDRDP-Bazèga/Kadiogo, PFR-Ganzourgou) forestry, fauna, hydro-agricultural, etc.)			COMPLETED	
	Preparation of an action plan implementation strategy on land security in rural areas			COMPLETED	
	Study on title request and provision in rural areas			COMPLETED	
	Cross study of the main legal texts about land and natural resources management			COMPLETED	
	Revision of RAF and application texts			COMPLETED	
	Development of pastoral areas	MRA			
Animal production	Construction of immunization parks			COMPLETED	

PROGRAMS	MEASURES/ACTIONS	STRUCTURES IN CHARGE	PARTNERS	IMPLEMENTATION STATUS	COMMENTARIES
intensification and diversification					
	Conflict prevention and management with regard to access to natural resources				Non informed
	Prevention of diseases				
	Implement prevention campaigns against epizootic diseases				Non informed
	Construction of laboratories				Non informed
	Preparation of a national policy document for genetic improvement				Non informed
	Disseminate improved livestock				Non informed
	Strengthen infrastructures for multiplication and dissemination of improved livestock				
	Monitoring and evaluation of fodder stocks			COMPLETED	
	Facilitate SPAI supply				
	Construction of cattlefeed units				
Animal production intensification and diversification	Reduction of poultry mortality				
	Dissemination of the orientation law on pastoralism				
	ACSAs training at ENSA				
	Training of veterinary surgeons			COMPLETED	
	Development of regional programs for the Center and the South				

PROGRAMS	MEASURES/ACTIONS	STRUCTURES IN CHARGE	PARTNERS	IMPLEMENTATION STATUS	COMMENTARIES
	Actualization of RESUREP				
	Revise the texts on animal health				
	Create cattle markets in border areas (Cote d'Ivoire, Ghana, Togo and Bénin) and in other localities with a need				
	Implementation of the company in charge of promoting the cattle-meat sector			ONGOING	Study regarding the creation of a company in charge of promoting the cattle-meat sector completed
	Definition of a national policy with regard to genetic improvement	MRA			
	Definition of quality standards for animal products	MRA	MCPEA		
	Conduct a survey on herd monitoring	MRA	MCPEA	NON COMPLETED	Scheduled for 2007
	Preparation of an action plan for the milk sub-sector	MRA	MCPEA	NON COMPLETED	Scheduled for 2007
	Implementation of the action plan for the pig sub-sector	MRA	MCPEA	NON COMPLETED	Scheduled for 2007
	Preparation of an action plan for the milk, cattle and meat sector	MRA	MCPEA	NON COMPLETED	Scheduled for 2007
Animal production intensification and diversification	Preparation of an action plan for the small ruminants sub-sector			NON COMPLETED	Scheduled for 2007
	Preparation of an action plan for the leather and skins sub-sector			NON COMPLETED	Scheduled for 2007
	Support the construction of slaughtering, processing and marketing infrastructures				Study regarding construction of refrigerated slaughter-house in Bobo Dioulasso completed. The project is looking for financing in the amount of 6 billions FCFA.

PROGRAMS	MEASURES/ACTIONS	STRUCTURES IN CHARGE	PARTNERS	IMPLEMENTATION STATUS	COMMENTARIES
	Contribution to the preparation of quality standards for animal products				
	Ensure the organization of fairs and promotional events				
	Construction and equipment veterinary posts in the borders			NON COMPLETED	Scheduled for 2007
	Support the emergence inter-professional organizations				
	MRA organizational and institutional audit	MRA			
	Construction of a slaughter-house in conformity to international standards in Bobo-Dioulasso, and refrigerated slaughter-house in 10 towns			NON COMPLETED	Scheduled for 2008
	Creation of a training and applied research center in aquaculture	MAHRH	UUPB (IDR), MAHRH PTF		
Forest and faunal production intensification and diversification	Implementation of an institutional and legal reform program for decentralization in the forest sector	MECV	MATD	COMPLETED	The decentralization forest sector " <i>Plan de Réforme Institutionnel et Juridique pour la Décentralisation dans le secteur forestier (PRIJD)</i> " has been adopted
	Development of a management program for the shea tree park of Dakola		PTF OPA	NON COMPLETED	Scheduled for 2008
	Preparation of a sectoral strategy for export promotion	MCPEA	OPA		
	Adoption of a national partnership program for sustainable land management (CP);				
	Herbaceous seeds production and promotion by the Forest Seeds National Center (CNSF).				

PROGRAMS	MEASURES/ACTIONS	STRUCTURES IN CHARGE	PARTNERS	IMPLEMENTATION STATUS	COMMENTARIES
	Adoption of the program: Management Framework for Forest and Faunal Resources in Burkina Faso (PCGRFF)				
	Capacity building of the main actors in environmental management and the fight against desertification				
	Preparation and adoption of an information system on agricultural products markets	MAHRH, MRA	MEDEV/INSD-ONAC-CBC-CCIA/B		
Forest and faunal production intensification and diversification	Design and implementation of a plan to support the promotion of SME in agriculture, animal husbandry, and fishery, in the forestry and fauna sector	MCPEA	MAHRH-MEDEV - MFB - MRA-PTF		
	Complete the drafting of the forest code and environment code application texts, and revise the national forest policy	MECV	MAHRH-MRA		
Employment and vocational training promotion	Implementation of the multipurpose platforms project	MEDEV	All ministries and institutions, private sector	ONGOING	Financial constraints
	Development of an operational repertory of professional skills and employment (ROME)	MTEJ	MCPEA, social partners, PTF		
	Development of consultation frameworks on employment and the vocational training	MTEJ	All ministries and institutions, private sector		

PROGRAMS	MEASURES/ACTIONS	STRUCTURES IN CHARGE	PARTNERS	IMPLEMENTATION STATUS	COMMENTARIES
	Creation of a network of services and support providers to promoters and applicants for work	METJ/DGFP	MCPEA		
Access to rural areas	Operationalization of the electrification development fund	MMCE	MFB	COMPLETED	Works have started in 26 localities and are being completed
	Development of a national strategy for the access to energy services by rural and periurban populations	MMCE	MEDEV- MERSS- MEBA- MAHRH- MCPEA- MFB- MATD- MID- MP	COMPLETED	
	Development of an investment plan for the implementation of the national strategy for the access to energy services by rural and periurban populations	MMCE	MEDEV- MERSS- MEBA- MAHRH- MCPEA- MFB- MATD- MID- MP	ONGOING	
	Implementation of the rural transport national strategy	MITH/DGPR	-MATD, Collectivités locales, PTF		
	Funding electrification projects by the electrification development fund	FDE	DGE, DGCOOP		
	electrification of 10 localities per year	FDE	DGE, DGCOOP		
	Access to departments main towns and implementation of community telecenters	MPT DELGI	ONATEL – ARTEL- Information PTF- Private sector	COMPLETED	14701 community telecenters have been set up
4. Promoting					

PROGRAMS	MEASURES/ACTIONS	STRUCTURES IN CHARGE	PARTNERS	IMPLEMENTATION STATUS	COMMENTARIES
good governance					
Administrative Governance	Sectoral decentralization plans for the ministries	MFPRE	All ministries and institutions		
	Legal texts on specific employment in various ministries t	MFPRE	All ministries	COMPLETED	All departments have a TOES except ministry of post and technology (expected in 2007).
	Launch PNBG permanent secretariat	MFPRE		COMPLETED	permanent secretariat is functional
	Good governance national action plan	MFPRE -MFB		COMPLETED	
	Extension of the integrated administrative management system for civil servants (<i>Système Intégré de Gestion Administrative et Salariale du Personnel de l'Etat</i> -SIGASPE) to most ministries and government institutions, though DRHs or DAAFs ;			COMPLETED	
Political Governance	Institute annual social dialogue forum between government /and civil society	MFPRE	All ministries, OSC	NON COMPLETED	For 2008
	Political actors capacity building in terms of election organization and management	MFPRE / MATD	MATD, CENI, OSC, AN, Political society	NON COMPLETED	For 2008
	Disseminate legal texts on human rights among the police, the military and prison workers	MPDH et MJ	Ministry of defense, Ministry of security, MPF-MASSN		Non informed
	Implement RDP recommendations	MJ	MFB	ONGOING	Agency line was not implemented in 2006

PROGRAMS	MEASURES/ACTIONS	STRUCTURES IN CHARGE	PARTNERS	IMPLEMENTATION STATUS	COMMENTARIES
	Develop the PANRJ consolidation plan	MJ	MEDEV, MFB, Ministry of security, Ministry of defense, and PTF	NON COMPLETED	project adopted, and will be finalized in 2007
	Develop a national gender policy	MEDEV	MPF	ONGOING	Provisional report expected for mid 2007
	Develop a judicial map	MJ	PTF	NON COMPLETED	Postponed to 2007
	Develop a legal data base	MJ	DELGI et PTF	NON COMPLETED	Postponed to 2007
	Implement the public expenditures review (RDP) in the Justice sector recommendations	MJ	MFB	Ongoing	Credit delegation was not implemented in 2006
	Humanization of prisons and other detention centers				
	Design a penitentiary policy	Ministry of Justice	MPDH-MASSN – Ministry of security		Non informed
	Non formal education in human rights				
	Sub-program: Training				
	Launching the program	MPDH		NON COMPLETED	
	Production of pedagogical material.	MPDH		NON COMPLETED	
	Training	MPDH		NON COMPLETED	
	Search of partners for phase 2	MPDH		NON COMPLETED	

PROGRAMS	MEASURES/ACTIONS	STRUCTURES IN CHARGE	PARTNERS	IMPLEMENTATION STATUS	COMMENTARIES
	Post-literacy materiel	MPDH		NON COMPLETED	
	Sensitization campaign	MPDH		NON COMPLETED	
	Workshop on «education in human rights»	MPDH		COMPLETED	Definition of the main actions in relation to human rights.
	Sub-program: Information and sensitization				
	Incentives for cultural production on human rights	MPDH		COMPLETED	attribution of a special prize with regard to "human rights", to "édition du Galian" in 2006.
					diffusion de 24 radio spots, 16 TV spots, on human rights, and a movie "l'état de la démocratie et des droits humains au Burkina Faso";
	Incentives for cultural production and dissemination (on human rights)	MPDH		COMPLETED	
	Capacity building of main actors	MPDH		COMPLETED	
	human rights promotion through mobile cinema	MPDH		COMPLETED	theater performance, March 26 to March 30, 2006 in : uaga-Kombissiri-Toécé-Nobéré-Manga-Pô

PROGRAMS	MEASURES/ACTIONS	STRUCTURES IN CHARGE	PARTNERS	IMPLEMENTATION STATUS	COMMENTARIES
					theater tour: Pouni – Thyou – Sourgou - Komki-Ipala – Bingo, Zawara – Ouri – Safané – Ouarkoye - Dédougou.
	human rights promotion through theater production				theater tour with themes dealing with « communalisation et l'état civil » Fada N'Gourma- Koupéla – Zorgho- Kaya – Ouagadougou.
					theater performance with themes dealing with violence against women Boussé – La- Todin – Yako – Koudougou – Ouagadougou,
	Organization of the 3rd edition of the national week on citizenship	MPDH		COMPLETED	Organization of 6 conferences ; radio and TV broadcasts on human rights
	Sub-program: OSC capacity building				
	Common tools for the promotion of human rights	MPDH		NON COMPLETED	
	Training	MPDH		COMPLETED	81 civil society organizations benefited
	Strengthening CIDDH	MPDH		NON COMPLETED	
	Strengthening human rights legal framework				

PROGRAMS	MEASURES/ACTIONS	STRUCTURES IN CHARGE	PARTNERS	IMPLEMENTATION STATUS	COMMENTARIES
	Preparation of TORs and recruitment of consultants	MPDH		NON COMPLETED	
	adaptating national legislation	MPDH		NON COMPLETED	
	national prosecution policy	MPDH		NON COMPLETED	
	publication of thematic documents	MPDH		COMPLETED	MPDH has published a data base on the agreements
					Burkina Faso has ratified international agreements on human rights
	Sub-program 2.2: justice rehabilitation and consolidation with regard to human rights				
	Initial training of magistrates and judicial staff on human rights	MPDH		NON COMPLETED	
	continual education of magistrates on human rights	MPDH		NON COMPLETED	
	Burkinabè fund for judicial support to vulnerable people.	MPDH		NON COMPLETED	
	Sub-program : institutional capacity building in terms of human rights	MPDH			
	Preparation of expected reports	MPDH		NON COMPLETED	

PROGRAMS	MEASURES/ACTIONS	STRUCTURES IN CHARGE	PARTNERS	IMPLEMENTATION STATUS	COMMENTARIES
	International meetings	MPDH		COMPLETED	participation to the UN General Assembly 61st session on human rights ; the 41st, 42nd and 43rd sessions of the Children's rights committee; to the 41st and 42 nd session of CADHP.
	Support to CNDH	MPDH		NON COMPLETED	
	Humanization of prisons and other detention centers	MPDH			
	Humanization of prisons	MPDH			
	Training in human rights of prison workers	MPDH		NON COMPLETED	
	Support to professionals working in prisons	MPDH		NON COMPLETED	
	Humanization of gendarmeries and police stations cells	MPDH			
	Revision of the Code of Criminal Procedure	MPDH		NON COMPLETED	
	Training police officers in human rights	MPDH		NON COMPLETED	
	Strengthening control mechanisms	MPDH		NON COMPLETED	
	Strengthening political and civil rights				
	Strengthening registries of births, marriages and deaths				

PROGRAMS	MEASURES/ACTIONS	STRUCTURES IN CHARGE	PARTNERS	IMPLEMENTATION STATUS	COMMENTARIES
	Strengthening main registries of births, marriages and deaths	MPDH		NON COMPLETED	
	Decentralizing registries of births, marriages and deaths	MPDH		NON COMPLETED	
	Workshop to reflect on conditions of attribution of non-peremptory judgments	MPDH		NON COMPLETED	
	Operation registry of births, marriages and deaths			COMPLETED	
	Strengthen economic, social and cultural rights	MPDH			
	Strengthen and extend right to education	MPDH		NON COMPLETED	Launching of « human rights» program at ENAM. 25 human rights “attachés » have been recruited in 2006 and are being trained
	Introduce human rights learning in schools				
	Strengthen right to health care				
	Set up an interdepartmental screening unit	MPDH		NON COMPLETED	
	Organize three seminars to reflect on related issues	MPDH		ONGOING	Study on judicial assistance for people infected and affected by HIV/AIDS

PROGRAMS	MEASURES/ACTIONS	STRUCTURES IN CHARGE	PARTNERS	IMPLEMENTATION STATUS	COMMENTARIES
	Promote the fight against stigmatization and discriminations with regard to PVVIH	MPDH		ONGOING	
	Promote improved access to drugs for PVVIH	MPDH		NON COMPLETED	
	Strengthen and extend labor law				
	Promote house workers rights				
	Promote employment contracts	MPDH		NON COMPLETED	
	Promote and protect various categories rights	MPDH		NON COMPLETED	
	Sub-program: Promotion, strengthening and consolidation of women's rights.	MPDH			
	Dissemination of legal texts in favor of women rights	MPDH		NON COMPLETED	
	Strengthen economic social and cultural rights	MPDH		NON COMPLETED	
	Promote the notion of citizenship and the participation of women Background legal document on violence against women	MPDH		ONGOING	
	Sub-program: Promoting, strengthening and consolidating children rights	MPDH			

PROGRAMS	MEASURES/ACTIONS	STRUCTURES IN CHARGE	PARTNERS	IMPLEMENTATION STATUS	COMMENTARIES
	Monitor the new laws conformity to CDE	MPDH			
	Finalize and disseminate the child protection code.	MPDH		ONGOING	1 100 copies distributed in 10 localities.
	Regulations on arrest of a minor	MPDH		NON COMPLETED	
	Sub-program: strengthening and consolidation handicapped rights				
	Implement a MASSN-MPDH screening unit	MPDH		COMPLETED	
	Finalize report on the rights of handicapped people.				
	Proceed with information and sensitization of handicapped people, their families, and the population as a whole	MPDH		COMPLETED	The report is finalized and will be published soon
	Rehabilitate judicial power within institutions	MPDH		NON COMPLETED	
	Swearing-in and court uniform and dress obligations				
	Judicial reorganization			COMPLETED	
	Create the jurisdictions of Djibo, Nouna, Orodara, and Diébougou			COMPLETED	
	Hierarchical control and disciplinary action			COMPLETED	
	Promote information and communication on legal matters			COMPLETED	
	"Open doors" days on legal services			COMPLETED	

PROGRAMS	MEASURES/ACTIONS	STRUCTURES IN CHARGE	PARTNERS	IMPLEMENTATION STATUS	COMMENTARIES
	Public awareness campaigns on judicial issues on national television			COMPLETED	
	Proceed with construction of new infrastructures for legal services			COMPLETED	
	Proceed with creation of a Police Training Institute			COMPLETED	
	Hierarchical control and disciplinary action			COMPLETED	
	Promote information and communication on legal matters			COMPLETED	
	Continue implementation of proximity police			ONGOING	Operationalization of the proximity police in Fada N'Gourma, with a 1871 local committees on security in the East, Center East and Center South regions
	Revise the soldier general statute, general discipline rules, and schools and training centers internal regulations while including the gender issue			ONGOING	
	Build dormitories in schools and training centers			ONGOING	
	Build dormitories in military camps to accommodate women after their training course			NON COMPLETED	
	Recruit and train thirty women for the national armed forces			NON COMPLETED	
	Promote employment contracts	MPDH	METJ/MI		
Local Governance	Proceed with transfer of competences and resources to communes	MATD	MFB		

PROGRAMS	MEASURES/ACTIONS	STRUCTURES IN CHARGE	PARTNERS	IMPLEMENTATION STATUS	COMMENTARIES
	Finalize resources and competences transfer to the communes	MATD	All ministries	ONGOING	Adoption of decree n°2006-209/PRES/PM/MATD/MFB/MEB A/MS/MASSN/MCAT/MSL on transfer of competences and resources to urban communes
	Implement the 302 communes	MATD	All ministries	COMPLETED	
	Develop and implement regional programming law	MEDEV	Local communities	Interim bill of law available	Ongoing consultation between MEDEV/MFB/ Ministry of health and MATD to finalize document before submission to government and parliament
	Complete revision of the 2005 2006 medium size cities development program and implement it	MEDEV		Interim report available	New program developed titled "secondary centers development policy" A validation workshop is scheduled
	Design policy promoting competitiveness poles at the regional level	MEDEV		ONGOING	Study started in collaboration with CAPES
	Develop government support policy for local development	MEDEV		ONGOING	
	Develop support policy for investment promotion in the regions	MEDEV		NON COMPLETED	Financial resources non available. TDRs and a methodology exist
	Design policy to modernize public services development activities	MEDEV		NON COMPLETED	TDRs and a methodology exist
	Develop guide for local development	MEDEV		ONGOING	The study has been revised following discussions within the government civil service capacity building project: " <i>Formulation d'une stratégie de soutien du MEDEV au développement</i> "
	Conceive methodology for regional development strategy	MEDEV		Interim report available	Workshop with regional councils, MATD, and DRED scheduled, to

PROGRAMS	MEASURES/ACTIONS	STRUCTURES IN CHARGE	PARTNERS	IMPLEMENTATION STATUS	COMMENTARIES
					validate the study
	Develop city and urban economies observatory	MEDEV		NON COMPLETED	
	Develop and implemented a law promoting local economies	MATD	MFB, MEDEV		Non informed
	Develop and implement SNAT and SRAT	MEDEV	MFB, MATD, MAHRH	Study started in September 2006	Diagnostic assessment performed. Regional work scheduled for December 2007
	"Local communities integrated account" deployment	MATD, MFB	PTF -MEDEV		Non-informed
	Implement legal framework for decentralization extension	MATD	Private sector	ONGOING	
	Preparation and monitoring of communes elections	MATD	Associations-NGO	COMPLETED	
	Finalize and adopt strategic framework for decentralization implementation	MATD		COMPLETED	
	Monitor decentralization progress	MATD			Non-informed
	Decentralization of financial and budgetary services	MFB	MATD		Non-informed
	Create special regional delegations	MATD	MFB, MFPRE		Non-informed
	Develop administrative authorities knowledge in terms of technical and financial supervision	MFB			Non-informed
	Proceed with identification and control of the total cost and expenses related to decentralized government services	MFB			Non-informed
	Proceed with exploitation and dissemination of administrative census data	MATD	MEDEV,MFB		Non-informed
	Transfer assets to urban communes	MATD	MFB		Non-informed
	Computerization of territorial communities (communautés	MATD	MFB, MFPRE	COMPLETED	Ongoing with "inforoute communale"

PROGRAMS	MEASURES/ACTIONS	STRUCTURES IN CHARGE	PARTNERS	IMPLEMENTATION STATUS	COMMENTARIES
	territoriales)				
	Develop rural communes needs assessment	MATD		COMPLETED	
	Develop didactic tools for social ownership of control activities	MATD			Non-informed
	Set up data base on local actors	MATD			Non-informed
	Disseminate experiences gained in control activities	MATD			Non-informed
	Implementation of a unified system for government technical support to local authorities	MATD		ONGOING	
	Create investment funds for local authorities	MATD	MEDEV, MFB	ONGOING	Document is finalized, and being discussed by MATD and PTF
	Implement financial system for local authorities	MATD		COMPLETED	Adoption of decree no.2006-204/PRES/PM/MFB/MATD on the financial system of Burkina Faso's local authorities (May 15, 2006)
	Implement decentralization monitoring and evaluation unified system	MATD		COMPLETED	Creation of a monitoring /evaluation center
	Conduct studies on 'socio-economic configuration'	MATD			Non-informed
	Train rural communes support staff	MATD			Non-informed
	Micro-projects financing assessment	MATD			Non-informed
	Implementation local civil service	MATD		ONGOING	Adoption of law no. 027-2006 on legal status of local authorities personnel
Economic Governance	Improve budget management control				
	Institute court of auditors as the higher legal authority for financial affairs	CC			Non-informed

PROGRAMS	MEASURES/ACTIONS	STRUCTURES IN CHARGE	PARTNERS	IMPLEMENTATION STATUS	COMMENTARIES
	Revise organic law 14/AN of 05/5/2000 organizing the court of auditors	CC			Non-informed
	Adopt financial judges statute	CC			Non-informed
	Adopt and implement training program for the court of auditors	CC			Non-informed
	Adopt state inspector (inspecteur d'Etat) new statute	IGE/PM			Non-informed
	Adopt inspector of finance (inspecteur des finances) new statute	IGF/DRH			Non-informed
	Adopt and implement training program for IGE	IGE			Non-informed
	Adopt and implement training program for IGF	IGF			Non-informed
	Validate the contents and methodology for the development of payment laws	CC/DGTCP			Non-informed
	Develop proposal for legal solution concerning payment laws not produced before 1992	CC/DGB/DGTCP			Non-informed
	Finalize the "jurisdictional solution" concerning accounts management prior to year 2000	CC/DGTCP			Non-informed
	Implement workshop on consultation framework for a posteriori monitoring structures	IGE	Concerned Ministries (with revenue office)		
	Generate the court of auditors report	CC			
	MASSN public expenditure review	MFB	Concerned Ministries		Non-informed
	MATD public expenditure review	MFB	Concerned Ministries	COMPLETED	

PROGRAMS	MEASURES/ACTIONS	STRUCTURES IN CHARGE	PARTNERS	IMPLEMENTATION STATUS	COMMENTARIES
	Finalize CIR development and start the tests			NON COMPLETED	Planed for 2007
	Allocate staff and adequate credit for the various monitoring entities (<i>Inspection générale de l'Etat, Inspection générale des finances, Inspections techniques</i> of the various ministries, etc.) in order to fight corruption	MFB	Ministry and concerned institutions		
	Finalize the anti-corruption national strategy	Prime ministry	MFB-MEDEV-MJ-MCPEA-MPDH PTF-ONG-Private sector- Civil society	COMPLETED	Action plan is being finalized
	Develop a public finance statistical directory	MFB			
Statistical monitoring	Make available the results of the incidence of poverty (QUIBB survey)	INSD - STC/PDES		ONGOING	
	Implement work program of the general census of population and housing	INSD		COMPLETED	
	Implement work program of the general census of agriculture	INSD - DGPSA		ONGOING	
	Prepare survey regarding the monitoring of health and basic education decentralized services expenditures	INSD		COMPLETED	INFORMATION NON AVAILABLE
Fishery production intensification	Install floating cages in various large lakes and dams				50 floating cages installed

PROGRAMS	MEASURES/ACTIONS	STRUCTURES IN CHARGE	PARTNERS	IMPLEMENTATION STATUS	COMMENTARIES
and diversification					
	Create regional fishing centers				Construction of 4 regional fisheries structures (Bobo, Di, Diébogou, Pama)
	Create Alevin production centers				Construction of 3 Alevin production centers (Bilangha Yangha, Douna, Tougou)
	Develop strategy and action plan for aquaculture development				Sustainable development draft strategy for aquaculture is completed
	Operationalize fisheries joint management policy				Fisheries joint management is operational with regard to the PAEI of Kompienga and Bagré

Annex 3.1: Public Investment Program: Ministries Action Programs, in millions FCFA

	AXES/PROGRAMS/SUB-COMPONENTS	Programation 2006	Amount acquired or mobilized	Expenditure 31/06/2006	Implementation rate (expenditure/ amount acquiredX100)	Implementati on rate (implementati on/ programation X100)
	AXIS 1: ACCELERATING GROWTH BASED ON EQUITY					
	<u>Objective : Increase GDP per capita by at least 4% per year, starting in year 2004</u>					
1	Consolidating macroeconomic stability	125.0	97.0	57.0	58.8	45.6
1.1	Support design and updating of sectoral policies	50.0	22.0	22.0	100.0	44.0
1.2	Yearly monitoring of PIP	50.0	50.0	35.0	70.0	70.0
1.3	Support to DEP	25.0	25.0	0.0	0.0	0.0
2	Increase competitiveness and reduce production factors cost	73,032.3	33,028.7	16,067.9	48.6	22.0
2.1	Rural electrification study	531.5	0.0	0.0		0.0
2.2	Support program for the energy sector, exit phase	3,427.9	250.0	250.0	100.0	7.3
2.3	Electricity sector development project	42,256.0	22,725.3	14,620.6	64.3	34.6
2.4	Rehabilitation, extension of the Ministry of Mining, Quarrying, and Energy building	15.0	8.5	0.0	0.0	0.0
2.5	Acquisition of specific equipment	17.6	17.6	9.0	51.1	51.1
2.6	Build interconnection Bobo-Dioulasso / Ouagadougou	14,000.0	350.0	350.0	100.0	2.5
2.7	Electrification of 10 localities per year and connection of various cities to national network	3,000.0	0.0	0.0		0.0
2.8	Promote distribution of petroleum products in agricultural areas	2.0	0.0	0.0		0.0
2.9	Implement enabling tax system for mining investments	105.0	0.0	0.0		
2.10	Provide small-scale mining operators with production equipment for gold sites	85.0	85.0	85.0	100.0	100.0
2.11	Set up 5 gold production units (PRECAGEME)	774.5	774.5	119.5	15.4	15.4

	AXES/PROGRAMS/SUB-COMPONENTS	Programation 2006	Amount acquired or mobilized	Expenditure 31/06/2006	Implementation rate (expenditure/ amount acquiredX100)	Implementati on rate (implementati on/ programation X100)
2.12	Promote metal construction, and mechanical enterprises in rural areas	116.9	116.9	116.9	100.0	100.0
2.14	Support project for enterprise competitiveness and development	8,701.0	8,701.0	517.0	5.9	5.9
3	Increase agricultural production by 30% a year from 2004 to 2006.				61.9	70.4
3.1	Promoting sectors	1,500.0	3,392.5	2,712.4	80.0	180.8
3.1.1	Action plan for cereals	0.0	414.5	263.3	63.5	
3.1.2	Action plan for rice	0.0	1,655.4	1,554.5	93.9	
3.1.3	Promotion of the wheat sector	1,500.0	1,322.6	894.6	67.6	59.6
3.2	Support for rural communities	38,113.4	41,643.1	25,167.6	60.4	66.0
3.2.2	Organization of farmer's day	200.0	200.0	200.0	100.0	100.0
3.2.3	FEER II Program	174.0	196.0	166.7	85.1	95.8
3.2.4	Local Development Program in the provinces of Tapoa, Gnagna, Ganzourgou, Loroum, Yatenga	2,519.0	2,210.0	2,083.0	94.3	82.7
3.2.5	Support development of rural structures (PAM)	968.4	968.4	956.5	98.8	98.8
3.2.6	Contribution to development of seed producer farms	150.0	150.0	150.0	100.0	100.0
3.2.7	PAD kouritenga II	512.0	190.0	176.6	92.9	34.5
	Support project for local development LERABA COMOE KENEDOUGOU	3,799.6	3,086.8	2,020.9	65.5	53.2
	Support Program for local development of the West region	463.1	664.7	246.8	37.1	53.3
	Support Program for local development in KOMPIENGA	131.4	131.4	119.9	91.3	91.3
	Sustainable development program in the North	638.2	1,430.8	953.4	66.6	149.4
	PICOFA	1,514.9	2,323.4	1,539.3	66.3	101.6
	Agriculture development program (PDA)	0.0	1,673.4	880.9	52.6	
	210 HA SONO					

	AXES/PROGRAMS/SUB-COMPONENTS	Programation 2006	Amount acquired or mobilized	Expenditure 31/06/2006	Implementation rate (expenditure/ amount acquiredX100)	Implementati on rate (implementati on/ programation X100)
3.2.8	Support Program for local development of Koulpélogo (PADL/K)	240.3	240.3	119.6	49.8	49.8
3.2.9	PDR poni Noumbiel/PDR South West	0.0	393.8	414.8	105.3	0.0
3.2.10	PDRDP for Bazèga and Kadiogo	5,320.2	4,138.3	1,589.0	38.4	29.9
	Local development fund for the Center-East / KOULPELOGO	394.174	240.328	119.594	49.8	30.3
	Local development fund for BALES and LE HOUET	463.1	664.7	246.8	37.1	53.3
3.2.11	PDRI Namentenga	2,815.4	2,815.4	1,426.4	50.7	50.7
3.2.12	PPRP rain-fed rice	556.7	1,477.8	569.3	38.5	102.3
3.2.13	Development program for small-scale village irrigation (PPIV)	726.6	1,057.0	327.9	31.0	45.1
3.2.14	Local development program (PDL)/Zoundwéogo	822.7	769.4	769.2	100.0	93.5
3.2.15	Local development program (PDL)-Sanmatenga	1,194.8	1,660.7	1,660.7	100.0	139.0
3.2.16	Local development program (PDL)-Oudalan	1,051.3	1,624.7	1,485.6	91.4	141.3
3.2.17	Local development program (PDL)- Sanguié Boulkiemdé	1,328.4	1,631.6	1,622.9	99.5	122.2
	PDL support unit	57.9	93.6	91.3	97.5	157.8
3.2.18	Project ADELE	375.2	310.2	288.6	93.0	76.9
	Action plan for agriculture sector organization	2,825.6	2,825.6	0.0	0.0	0.0
	PADSEA II (Institutional Support, Rural EHA-, Support to PAGIRE, Support to Private Sector) end of 2010	2,176.8	4,155.6	1,579.1	38.0	72.5
	Forestry and stock raising support program -End 2012	0.0	806.6	271.3	33.6	
3.2.19	PNDSA II	4,201.1	1,026.0	1,026.0	100.0	24.4
3.2.20	Special contribution to the development of rural communities	1,240.6	1,240.6	1,192.9	96.2	96.2
3.2.21	CES AGF 2nd phase	678.6	678.6	434.0	64.0	64.0
3.2.22	Forestry and stock raising support project in Namentenga (PAPNA)	443.6	437.7	308.8	70.5	69.6
3.2.23	Support project for the settlement of the youth in their home region	130.0	130.0	130.0	100.0	100.0
4.	Promotion of commerce, industry and handcraft	2,045.2	1,157.1	904.1	78.1	44.2

	AXES/PROGRAMS/SUB-COMPONENTS	Programation 2006	Amount acquired or mobilized	Expenditure 31/06/2006	Implementation rate (expenditure/ amount acquiredX100)	Implementati on rate (implementati on/ programation X100)
4.1	Projet for the promotion of artisan textile sub-sector (PROFITA)	119.8	99.5	85.9	86.3	71.7
4.2	Internal fair project	93.9	26.4	0.0	0.0	0.0
4.3	Promo'Art Burkina	191.1	365.2	306.7	84.0	160.5
4.4	Capacity Building Program	897.0	178.788	87.895	49.2	9.8
4.5	Conducting Studies	88.0	88.0	88.0	100.0	100.0
4.6	Constructing offices (IGAE)	333.5	210.6	210.6	100.0	63.1
4.7	Various developments	50.0	50.0	50.0	100.0	100.0
4.8	<i>Salon Fibres et matiere d'Afrique pour une Mode Equitable</i> (Textile and fashion fair)	0.0	66.7	53.0	79.4	
4.9	CAR acquisition	50.0	50.0	0.0	0.0	0.0
4.10	Achieve better trade balance	22.0	22.0	22.0	100.0	100.0
4.11	Create the artisans office	200.0	0.0	0.0		0.0
5	Promoting the mining sector	919.5	919.5	829.5	90.2	90.2
5.1	Training supervisory staff to perform information activities on the ground	45.0	45.0	45.0	100.0	100.0
5.2	Training small-scale miners in management techniques	100.0	100.0	10.0	10.0	10.0
5.3	PRECAGEME	774.5	774.5	774.5	100.0	100.0
6	Increasing farmers income by 3% a year and per farmer from 2004 to 2006				90.6	95.4
6.1	Increasing production and support training in agricultural products marketing	2,493.9	2,623.5	2,378.0	90.6	95.4
6.1.1	Improving standard of living (PDR – Boulgou)	1,206.0	1,206.0	1,370.6	113.6	113.6
6.1.2	ECOSOC- PPOKK Project	551.6	873.1	754.9	86.5	136.8
6.1.3	Application reform/system...	618.2	318.8	93.2	29.2	15.1
6.1.4	Bioorganic support	118.0	225.6	159.3	70.6	135.0

	AXES/PROGRAMS/SUB-COMPONENTS	Programation 2006	Amount acquired or mobilized	Expenditure 31/06/2006	Implementation rate (expenditure/ amount acquiredX100)	Implementati on rate (implementati on/ programation X100)
7	Create the conditions for population access to sufficient and balanced food				62.0	129.8
7.1	Strengthening food security and reserve stock management					
7.1.1	Support to SP/CNSA-PA food security	119.7	49.7	50.6	101.8	42.3
7.1.2	Support to reserve stock	1,500.0	1,500.0	1,500.0	100.0	100.0
7.1.3	SONAGESS reserve stock	90.0	90.0	45.0	50.0	50.0
	Agricultural mechanization national program (in 2006)	0.0	51.3	39.4	76.8	
7.1.4	Desert locust project control in Africa	0.0	2,537.0	637.7	25.1	
7.1.5	Agricultural statistics and early warning system	80.0	80.0	80.0	100.0	100.0
	General agriculture census	500.0	250.0	249.9	99.9	50.0
	Onchocerciasis free Ghana-BF border zone socio-economic development program (end 2006)	0.0	56.4	42.3	75.0	
7.1.6	Food program support (PAM)	186.1	569.4	569.4	100.0	305.9
8	Generalize and strengthen natural resources sustainable management 2002 to 2006				83.3	75.6
8.1	Protection of natural resources and Ecosystems	24,783.0	22,626.8	18,879.2	83.4	76.2
8.1.1	Dung pits development	50.0	50.0	50.0	100.0	100.0
	Dung pits program	0.0	65.0	65.0	100.0	

	AXES/PROGRAMS/SUB-COMPONENTS	Programation 2006	Amount acquired or mobilized	Expenditure 31/06/2006	Implementation rate (expenditure/ amount acquiredX100)	Implementati on rate (implementati on/ programation X100)
8.1.2	Project food safety recovery of degraded land in the North	557.0	751.203	371.040	49.4	66.6
	Forestation	143.250	112.059	112.059	100.0	78.2
8.1.3	PATECORE	789.0	947.0	457.8	48.3	58.0
8.1.4	PNGT II	16,950.0	12,834.0	11,554.0	90.0	68.2
8.1.5	Acquisition of PIV/input Programs	114.0	114.0	114.0	100.0	100.0
8.1.6	PAGEN	971.0	1,684.0	1,504.0	89.3	154.9
8.1.7	Natural resources management project/Séno-Yagha	1,058.0	1,058.0	866.8	81.9	81.9
8.1.8	PDL- Komandjari	1,046.6	1,598.5	1,088.5	68.1	104.0
	Regional programs PARC/W/ECOPAS-PROJET 7 ACP BK/143	0	422.129	336.202	79.6	
	Partnership for the development of environment legislations and institutions in Africa (PADELIA/BF)	52.3	80.4	0.0	0.0	0.0
	Program against sand bar formation in NIGER RIVER PLCE/BN	559.6	559.6	500.5	89.5	89.5
8.1.9	Forest resources sustainable management project in South-West, Center-East and East	1,572.2	1,572.2	1,179.6	75.0	75.0
8.1.10	Support project to PSB/UNDP	148.6	7.2	2.6	36.7	1.8
8.1.11	Support project for fauna conservation units (PAUCOF)	771.6	771.6	677.1	87.8	87.8
8.2	Strengthening operational capacities of the Ministry of the Environment	404.3	226.7	155.1	68.4	38.4
8.2.1	Construction and rehabilitation	322.8	150.7	129.7	86.1	40.2
8.2.1.1	CONSTRUCTION REGIONAL DIRECTORATES	129.683	129.683	129.683	100.0	100.0
8.2.1.2	BUILDINGS REHABILITATION PROGRAM	28.4				0.0
8.2.1.3	Various repairs	72.5	16.0	0.0	0.0	0.0
8.2.1.4	STUDY FOR BUILDING REHABILITATION	10.7	5.0	0.0	0.0	0.0
8.2.2	Equipment program	81.5	76.0	25.5	33.5	31.2

	AXES/PROGRAMS/SUB-COMPONENTS	Programation 2006	Amount acquired or mobilized	Expenditure 31/06/2006	Implementation rate (expenditure/ amount acquiredX100)	Implementati on rate (implementati on/ programation X100)
9	Set up instruments for sustainable management of water resources (legal and technical instruments) by 2007				95.6	224.6
9.1	Inventory and planning of water resources	370.4	870.3	831.9	95.6	224.6
9.1.1	Water defenses national inventory	340.4	840.3	801.9	95.4	235.6
9.1.2	Inventory and planning of water resources	30.0	30.0	30.0	100.0	100.0
10	Develop 1000 ha per year from 2004 to 2006				87.2	85.8
10.1	Hydroagricultural developments	51950.5	51118.1	44578.4	87.2	85.8
10.2	BuildingYakouta 1	336.0	336.0	300.6	89.5	89.5
10.3	Small dam in the South West 1	275.6	30.0	25.7	85.5	9.3
10.4	Small perimeters development and management	275.6	275.6		0.0	0.0
10.5	Construction of various dams	640.0	640.0	609.9	95.3	95.3
	SOUM hydroagricultural development project	2,917.0	1,500.0	511.5	34.1	17.5
	Hydroagricultural development DOUROU TOECE dam	584.9	584.9	274.9	47.0	47.0
10.6	Bagré integrated rural development project	5,177.0	7,198.0	11,620.0	161.4	224.5
10.7	AEP Ouaga ZIGA Project	28,096.8	30,486.1	26,248.0	86.1	93.4
10.8	Development of 910 ha in DEBE (AMVS)	1,450.5	1,115.1	816.1	73.2	56.3
10.9	Dam project (Samandeni)	1,803.0	2,103.0	1,175.9	55.9	65.2
10.10	Water resources integrated management	434.5	434.5	278.4	64.1	64.1
10.11	Private irrigation and connected activities development pilot project	173.1	173.1	4.1	2.4	2.4
10.12	Hydro. Liptako Gourma III development project	1,125.2	626.6	327.0	74.0	29.1
10.13	Agricultural development project downstream of small dams in the East	4,400.7	2,188.6	2,386.4	109.0	54.2
10.14	Water resources valorization program in the West	1,142.2	570.4	493.5	86.5	43.2
10.15	Small dams sustainable development project	2,050.0	1,591.0	180.7	11.4	8.8
	Boullis project and village irrigation	645.8	842.5	398.6	47.3	61.7

	AXES/PROGRAMS/SUB-COMPONENTS	Programation 2006	Amount acquired or mobilized	Expenditure 31/06/2006	Implementation rate (expenditure/ amount acquiredX100)	Implementati on rate (implementati on/ programation X100)
	Economic and technical feasibility study	203.7	203.7	215.4	105.7	105.7
10.16	Small irrigation development program	219.0	219.0	0.0	0.0	0.0
11	Increase pluviometry				100.0	100.0
11.1	Provoked rain operation - SAAGA	980.0	980.0	980.0	100.0	100.0
11.1.1	SAAGA Program	980.0	980.0	980.0	100.0	100.0
12	Exploitation and valorization of catches	575.4	1,794.9	884.2	49.3	153.7
12.1	ACQUISITION OF 500 FLOATING CAGES	50.0	50.0	0.0	0.0	0.0
12.2	FISH FARMING PROJECT (PEP)	0.0	721.6	221.5	30.7	
12.3	Project fishery products supply and distribution center (CADIPP)	59.7	180.0	78.5	43.6	131.3
12.4	Development of 3 alevin production centers	100.0	100.0	100.0	100.0	100.0
12.5	Fish farming pilot project	100.0	100.0	100.0	100.0	100.0
12.7	Building MAHRH operational capacities	265.7	643.3	384.2	59.7	144.6
12.7.1	BUILDINGS CONSTRUCTION AND REHABILITATION	108.7	383.3	165.8	43.3	152.6
12.7.2	EQUIPMENT HEADQUARTER OUAGA 2000	0.0	130.0	88.5	68.1	
12.7.3	TECHNICAL ASSISTANCE TO DGAEP	157.0	130.0	130.0	100.0	82.8
	Promotion of culture	740.4	1,229.8	1,067.1	86.8	144.1
13.0	Building cultural infrastructures	740.4	1,229.8	1,067.1	86.8	144.1
13.1	Construction program	480.4	354.4	223.5	63.1	46.5

	AXES/PROGRAMS/SUB-COMPONENTS	Programation 2006	Amount acquired or mobilized	Expenditure 31/06/2006	Implementation rate (expenditure/ amount acquiredX100)	Implementati on rate (implementati on/ programation X100)
13.2	<i>Théâtre populaire de Gaoua</i>	45.0	0.0	0.0		0.0
13.2	BBDA headquarter	60.0	50.0	50.0	100.0	83.3
13.3	Construction national museum ("salle des reserves")	101.0	89.6	71.7	80.0	71.0
13.4	Mausoleum Naba OUBRI		20.0	20.0	100.0	
13.5	Mausoleum Naba YADEGA		13.6	13.6	100.0	
13.6	Mausoleum Naba AMORO		10.5	10.5	100.0	
13.7	<i>Campement de Sindou</i>		27.0	27.0	100.0	
13.8	<i>Campement de Koro</i>		20.9	20.9	100.0	
13.9	<i>Campement de Pobe Mengao</i>		18.5	18.5	100.0	
13.10	Accommodation centre (SNC)		100.0	100.0	100.0	
13.11	<i>Campement de Gorom-Gorom</i>		80.0	80.0	100.0	
13.12	Capacity building: "ensembles artistiques nationaux"		182.0	182.0	100.0	
13.13	CULTURAL INITIATIVES SUPPORT PROGRAM	14.0	14.0	0.0	0.0	0.0
13.14	Kaya regional directorate	40.0	40.0	40.0	100.0	100.0
13.15	Acquisition of 3 buses (with 32 seats and 3 doubles cabins) and 1 small vehicle		202.5	202.5	100.0	
13.16	Acquisition of a generator for Toma		6.9	6.9	100.0	
14	Development of cinema activities	154.9	30.0	30.0	100.0	19.4
14.1	Administrative building for Fespaco	154.9	30.0	30.0	100.0	19.4
15	Construction of sports facilities and specific equipment acquisition	328.2	292.2	199.3	68.2	60.7
15.1	Support construction of sports infrastructures	112.4	92.9	0.0	0.0	0.0
15.2	Acquisition of power generating sets	215.8	199.3	199.3	100.0	92.3

	AXES/PROGRAMS/SUB-COMPONENTS	Programation 2006	Amount acquired or mobilized	Expenditure 31/06/2006	Implementation rate (expenditure/ amount acquiredX100)	Implementati on rate (implementati on/ programation X100)
16	Capacity building of ministry of sports	157.6	96.4	0.0	0.0	0.0
16.1	CONSTRUCTION/REPAIR OF CENTRAL DIRECTORATES	9.5	9.5	0.0	0.0	0.0
16.2	CONSTRUCTION / REGIONAL DIRECTORATES	148.1	86.9	0.0	0.0	0.0
	TOTAL SUB- PROGRAM 1	201,149.8	167,310.5	118,936.0	71.1	59.1
	SUB- PROGRAM 2: INSURE POOR PEOPLE ACCESS TO BASIC SOCIAL SERVICES AND SOCIAL PROTECTION					
	Objective: Improve poor people offer and access to basic social services and social protection					
1	Project access to education services by the poor	38,097	52,254	46,577	89.1	122.3
1.1	SUPPORT TO BASIC EDUCATION	1,692.2	909.5	817.9	89.92	48.33
1.2	GIRLS BASIC EDUCATION PROMOTION PROJECT	0.0	3,612.0	2,832.8	78.43	
1.3	School hydraulic project	1,159.4	1,159.4	1,320.8	113.9	113.9
1.4	Basic education project (ES- CEBENF)	1,886.7	1,837.9	1,481.1	80.6	78.5
1.5	School canteen project (cathwell)	47.3	3,255.2	3,246.2	99.7	6,870.3
1.6	School canteen (PAM)	793.0	79.5	26.6	33.5	3.4
1.7	Common basket (PDDEB)	20,591.7	23,147.0	21,633.9	93.5	105.1
1.8	PPOKK/ education	1,170.8	1,170.8	877.7	75.0	75.0
1.9	Partnership for nonformal education (PENF)	72.8	292.2	257.5	88.1	353.9
1.10	Integrated education pilot project on HIV/AIDS	0.0	32.2	32.2	100.0	
1.11	PRIMARY SCHOOL/PHASE III CONSTRUCTION PROJECT	0.0	4,330.4	3,798.5	87.7	
1.12	Programs for construction of school infrastructures	7,265.2	7,045.4	5,759.7	81.8	79.3
1.13	DREBA Construction/ rehabilitation	228.4	178.4	168.4	94.4	73.7
1.14	CONSTRUCTION OFFICES/DIRECTORATES	215.7	387.9	354.7	91.4	164.4

	AXES/PROGRAMS/SUB-COMPONENTS	Programation 2006	Amount acquired or mobilized	Expenditure 31/06/2006	Implementation rate (expenditure/ amount acquiredX100)	Implementati on rate (implementati on/ programation X100)
1.15	CONSTRUCTION INSPECTORATES	52.3	52.3	52.3	100.0	100.0
1.16	Support for basic education /PAM BKF 6130	168.4	168.4	0.0	0.0	0.0
	support project for the training of basic education supervisory staff	53.2	53.2	51.7	97.2	97.2
	Project primary education education III	1,208.1	2,062.4	1,883.8	91.3	155.9
	support Project for literacy BKF 010	0.0	570.8	499.7	87.5	
	Literacy and training program	478.5	592.0	320.0	54.1	66.9
	national education support project (PAEN)	336.9	336.9	329.9	97.9	97.9
	Equipment classrooms	675.9	979.9	830.9	84.8	122.9
2	Strengthening secondary education	13,470.6	3,709.1	1,212.1	32.7	9.0
2.1	Construction and equipment of 60 CEG (construction and equipment of 60 classes (standardization))	1,680.0	1,680.0	241.0	14.3	14.3
2.2	Construction and equipment of classrooms		155.0	152.6	98.5	
2.3	Equipment for laboratory and ETP		95.0	94.8		
2.4	Drilling water holes		105.0	104.4		
2.5	Repair administrative buildings		160.0	160.0		
	Construction and equipment of 20 laboratories, SVT and PC	425.0	0.0	0.0		0.0
	Creation of 3 resources centers; construction of 3 EET P/18	1,200.0	852.0	119.6	14.0	10.0
	Rehabilitation of 6 EET	1,761.0	17.2	17.2	100.0	1.0
	Experimentation and establishment of a modular system in Burkina Faso	717.9	94.9	18.5	19.5	2.6
	education project IV/BAD	850.9	303.9	303.9	100.0	35.7
	education project V	4,375.6	0.0	0.0		0.0
	Project to support basic education and capacity building	2,460.3	246.0	0.0	0.0	0.0
	Strengthening higher education and research					
3	Strengthening secondary education	12,405.5	8,212.6	7,514.0	91.5	60.6
	Construction and equipment of an amphitheater(500 seats) at Bobo	225.4	0.0	0.0		0.0

	AXES/PROGRAMS/SUB-COMPONENTS	Programation 2006	Amount acquired or mobilized	Expenditure 31/06/2006	Implementation rate (expenditure/ amount acquiredX100)	Implementati on rate (implementati on/ programation X100)
	Construction and equipment of 2 amphitheatres (1000 seats) in Ouagadougou	1,200.0	525.4	525.4	100.0	43.8
	Construction and equipment of a large library of 1500 seats: university of Ouagadougou	1,300.0	0.0	0.0		0.0
	TRAINING TEACHERS, TECH. PROGRAM K PAB 7	46.0	0.0	0.0		0.0
	TECHNICAL TRAINING PROGRAMS: OUAGA AND BOBO	199.0				0.0
	post-primary education Project	2,704.0	2,611.0	2,710.0	103.8	100.2
	PNDSA/ INERA Part	2,331.7	2,331.7	2,306.8	98.9	98.9
	PNDSA/ IRSAT Part	657.9	657.9	172.5	26.2	26.2
	Technical center for training	202.9	202.9	63.3	31.2	31.2
	Construction and equipment/University of Ouagadougou	129.2	292.9	292.9	100.0	226.7
	ENSK: various construction and equipment	0.0	217.0	216.2	99.6	
	UPB: various constructions	162.5	162.5	162.5	100.0	100.0
	CENOU construction, equipment	100.0	100.0	100.0	100.0	100.0
	Construction of a campus in Ouagadougou	1,457.9	48.7	48.7	100.0	3.3
	Student center		35.0	35.0	100.0	
	Acquisition, construction,... of CNRST	0.0	151.0	150.4	99.6	
	SCHOOL INFRASTRUCTURES	745.7	696.0	615.9	88.5	82.6
	CONSTRUCTION PROGRAM DRESSRS	495.0	19.2	19.2	100.0	3.9
	ACQUISITION SPECIAL EQUIPMENT	198.0	94.8	94.8	100.0	47.9
3.2	Central government	250.3	66.6	0.4	0.6	0.2
4	Improving the living environment of the poor	14,589.5	14,569.5	13,770.1	94.5	94.4
4.1	Construction of hangars, day-care centers	22.0	22.0	22.0	100.0	100.0
3.2	Construction of latrines					
3.3	Construction of pharmaceutical storehouses on gold sites					
3.4	Acquisition of security and hygiene material for the miners					

	AXES/PROGRAMS/SUB-COMPONENTS	Programation 2006	Amount acquired or mobilized	Expenditure 31/06/2006	Implementation rate (expenditure/ amount acquiredX100)	Implementati on rate (implementati on/ programation X100)
3.5	Construction of cereal banks on gold sites					
3.6	Forestation and control of pollution on gold sites	2.0	2.0	2.0	100.0	100.0
3.7	Develop water holes on gold sites	104.5	104.5	9.5	9.1	9.1
3.8	3rd PDU activities	12,543.0	12,543.0	12,543.0	100.0	100.0
3.9	Establishment of the SDAU	68.0	48.0	46.7	97.3	68.7
3.10	Various allotments	150.0	150.0	146.9	97.9	97.9
3.11	Urban road system 15 km (in 5 cities)	1,700.0	1,700.0	1,000.0	58.8	58.8
5	5. Promoting poor people access to health care services and nutrition programs	33,369.6	34,251.7	30,439.6	88.9	91.2
5.1	5.1. Increasing health coverage	11,176.3	10,887.6	8,870.6	81.5	79.4
5.1.1	ASSISTANCE TO VULNERABLE GROUPS	1,154.5	1,217.5	1,188.8	97.6	103.0
5.1.2	CSPS construction project	490.6	214.6	214.6	100.0	43.7
5.1.3	Kaya CHR construction project	671.5	671.5	671.5	100.0	100.0
5.1.4	Normalization of health centers	1,798.3	1,798.3	1,798.3	100.0	100.0
5.1.5	Rehabilitation of health centers	161.1	161.1	161.1	100.0	100.0
5.1.6	Construction of Banfora CHR	980.0	980.0	980.0	100.0	100.0
5.1.7	CONSTRUCTION OF HEALTH CENTERS IN RURAL AREA PROJECT	2,534.0	350.0	251.3	71.8	9.9
5.1.8	HEALTH DEVELOPMENT PROGRAM IN THE <i>PLATEAU CENTRAL</i> REGION	0.0	562.0	417.7	74.3	
5.1.9	HEALTH CARE SERVICES DEVELOPMENT PROGRAM IN THE NORTH AND CENTER-EAST REGIONS	0.0	1,931.6	217.8	11.3	
5.1.10	Spiriline Nayalgué project	206.6	206.6	175.0	84.7	84.7
5.1.11	REPAIR / REHABILITATION OF CHU SS	5.0	5.0	5.0	100.0	100.0
5.1.12	REPAIR / REHABILITATION OF EMERGENCY SERVICE NO. 1	117.9	117.9	117.9	100.0	82.2
5.1.13	CONSTRUCTION OF BUILDINGS	2,159.2	1,773.9	1,773.9	100.0	100.0
5.1.14	CONSTRUCTION OF YOUTH CENTERS	425.0	425.0	425.0		

	AXES/PROGRAMS/SUB-COMPONENTS	Programation 2006	Amount acquired or mobilized	Expenditure 31/06/2006	Implementation rate (expenditure/ amount acquiredX100)	Implementati on rate (implementati on/ programation X100)
5.1.15	Construction of ECD office	65.9	65.9	65.9	100.0	100.0
5.1.13	Strengthening urban CMA	406.6	406.6	406.6	100.0	100.0
5.2	Improving quality and use of health services	0.0	0.0	0.0		
5.3	Improve the fight against transmissible diseases and nontransmissible diseases					
5.3.1	Support project to fight tuberculosis	785.0	880.0	552.0	62.7	70.3
5.4	Reduction of HIV/AIDS transmission	7,672.3	10,496.5	6,818.4	65.0	88.9
5.4.1	support project to associations and community organizations (PAMAC)	0.0	1,922.1	1,871.1	97.3	
5.4.2	ANTI TUBERCULOSIS, AIDS AND PALUDISM PROJECT	0.0	3,037.8	1,504.4	49.5	
5.4.3	INSTITUTIONAL SUPPORT PROGRAMS / CNLS/IST					
5.4.4	MULTISECTOR PROGRAMS TO FIGHT HIV-AIDS					
5.4.5	FINANCING COMMUNITY ACTION PLANS TO FIGHT HIV/AIDS (2005-2006)					
5.4.6	Support at the multisectoral national level of the fight against AIDS					
5.4.7	Support project to fight HIV /AIDS -ADB					
5.4.8	PROMACO					
5.5	Human resources development in health	PM				
5.6	Improving financial accessibility to health services	PM				

	AXES/PROGRAMS/SUB-COMPONENTS	Programation 2006	Amount acquired or mobilized	Expenditure 31/06/2006	Implementation rate (expenditure/ amount acquiredX100)	Implementati on rate (implementati on/ programation X100)
5.7	Increase health sector financing	PM				
5.8.	Increase operational capacities of the Ministry of Health	914.7	914.7	914.7	100.0	100.0
5.8.1	ACQUISITION OF MEANS OF TRANSPORT	148.5	148.5	148.5	100.0	100.0
5.8.2	ACQUISITION OF HOSPITAL FACILITIES	627.1	627.1	627.1	100.0	100.0
5.8.3	ACQUISITION OF SPECIFIC EQUIPMENTS	139.050	139.050	139.050	100.0	100.0
5.9	Institutional capacity building of the Ministry of health				115.8	101.7
5.9.2	HEALTH DEVELOPMENT SUPPORT PROGRAM	12,113.0	9,039.0	12,113.0	8,520.0	100.0
5.9.3	Health services improvement project	1,207.5	2,749.1	1,515.8	55.1	125.5
5.9.4	MINISTRY OF HEALTH COMPUTERIZATION PROJECT	176.9	0.0	98.2		55.5
5.9.5	'DAF' SUPPORT PROJECT	109	164.9	109.0	34.0	100.0
6	Promoting access of the poor to drinking water and sanitation	12,080.8	13,777.5	8,689.1	63.1	71.9
5.1	SUPPORT PROJECT TO 1000 WATERHOLES	1,300.0	1,300.0	1,168.9	89.9	89.9
	310 drillings in Mouhoun and Kossi	730.6	730.6	612.3	83.8	83.8
5.2	Support for PIHVES II A Project	581.4	581.4	238.5	41.0	41.0
5.3	Program Water and environment in the North	92.0	92.0	91.3	99.2	99.2
5.4	Construction of 400 drillings/BIDs	181.8	181.8	158.9	87.4	87.4
5.5	Construction of 500 waterholes in the South West	793.8	793.8	748.4	94.3	94.3
	WATER FOR AFRICAN CITIES PROGRAM	0.0	62.5	0.0	0.0	
	VILLAGE HYDRAULICS IN THE EAST PROJECT	0.0	1,110.0	166.0	15.0	
5.6	Village hydraulics Mouhoun/Basle	1,902.1	1,902.1	1,291.9	67.9	67.9
5.7	Construction of various drillings	100.0	100.0	85.0	85.0	85.0
5.8	Construction of waterholes in Kenedougou	939.1	1,150.2	704.6	61.3	75.0

	AXES/PROGRAMS/SUB-COMPONENTS	Programation 2006	Amount acquired or mobilized	Expenditure 31/06/2006	Implementation rate (expenditure/ amount acquiredX100)	Implementati on rate (implementati on/ programation X100)
5.9	AEP of semi urban centers	350.0	350.0	251.1	71.7	71.7
	REFORM IMPLEMENTATION PROGRAM FOR AEP HYDRAULIC INFRASTRUCTURES IN RURAL AND SEMI URBAIN AREAS MANAGEMENT SYSTEM	715.6	1,028.6	572.4	55.7	80.0
	DRINKING WATER SUPPLY AND SANITATION PROGRAM	3,675.0	3,675.0	2,383.9	64.9	64.9
5.11	Water drillings on gold sites	16.0	16.0	9.5	59.4	59.4
5.12	Draft study for Bobo-Dioulasso drinking water supply and sanitation (secondary centers) project	703.5	703.5	206.4	29.3	29.3
6	6. Improving poor people access to social protection	9,005.7	4,775.0	4,180.6	87.6	46.4
6.1	6.1. Improve quality of early childhood education	63.8	55.2	49.8	90.2	78.1
6.1.1	National policy for early childhood integrated development	10.6	12.0	6.6	54.9	62.0
6.1.2	Consolidation and extension of the experiment regarding nonformal supervision structures called Bisongo, from six to thirty three (33) provinces.	53.2	43.2	43.2	100.0	81.3
6.2	6.2. Improving orphans and other vulnerable children living conditions and schooling	359.6	425.6	425.6	100.0	118.4
6.2.1	Development of the strategic framework for orphans and other vulnerable children care (OEV).	60.0	60.0	60.0	100.0	100.0
6.2.2	Implementation of the support program to orphans and other vulnerable children.	130.0	180.0	180.0	100.0	138.5
6.2.3	Strengthening the fight against traffic in children	16.0	16.0	16.0	100.0	100.0
6.2.4	Strengthening the care system of social cases in school	3.6	14.6	14.6	100.0	405.6

	AXES/PROGRAMS/SUB-COMPONENTS	Programation 2006	Amount acquired or mobilized	Expenditure 31/06/2006	Implementation rate (expenditure/ amount acquiredX100)	Implementati on rate (implementati on/ programation X100)
6.2.5	Implementation of the project for the prevention of juvenile delinquency and the reintegration of street children and young people living in the street.	150.0	155.0	155.0	100.0	103.3
6.3	Strengthen dissemination and information mechanisms about the rights of children	99.5	97.0	75.6	77.9	76.0
6.3.1	Set up a permanent system for data collection on children	88.3	88.3	66.9	75.8	75.8
6.3.2	Monitoring the strategy to introduce children rights in teaching programs	2.5	0.0	0.0		0.0
6.3.3	Organization of training sessions and conferences on children rights	3.0	3.0	3.0	100.0	100.0
6.3.4	Strengthen dissemination and information mechanisms on children rights	5.7	5.7	5.7	100.0	100.0
6.4	Ensure protection and socio-economic promotion of the family	3,342.4	1,867.7	1,450.8	77.7	43.4
6.4.1	Training of 1000 out-of-school girls and members of the handicapped association	212.5	212.5	212.5	100.0	100.0
6.4.2	Supply to 20 women groups with grain mills	14.0	14.0	14.0	100.0	100.0
6.4.3	Support to 30.000 households to create income generating activities.	500.0	500.0	500.0	100.0	100.0
6.4.4	Training of 200 MASSN employees in marital counseling and in gender and development	10.0	0.0	0.0		0.0
6.4.5	Implementation of the sectoral national program for education in social life	169.0	0.0	0.0		0.0
6.4.6	Extension of the project 'family code' activities to 10 provinces	57.5	0.0	0.0		0.0

	AXES/PROGRAMS/SUB-COMPONENTS	Programation 2006	Amount acquired or mobilized	Expenditure 31/06/2006	Implementation rate (expenditure/ amount acquiredX100)	Implementati on rate (implementati on/ programation X100)
6.4.7	Implementation of the project to fight forced marriage	538.5				0.0
6.4.8	Promote family rights	920.5				0.0
6.4.9	Commemoration of the international and national days (family, excision, African child.)	27.5	27.5	27.5	100.0	100.0
6.4.10	Program for the fight against excision	376.5	376.5	307.0	81.6	81.6
6.4.11	Education in a community (<i>milieu ouvert</i>)	16.4	16.4	10.4	63.6	63.6
6.4.12	Center for girls training	45.2	45.2	21.0	46.4	46.4
6.4.13	REPAJE	253.2	379.8	164.8	43.4	65.1
	CONSTRUCTION OF OUAGADOUGOU "HOTEL MATERNELLE"	0.0	164.0	123.0	75.0	
6.4.14	Information and sensitization on family code project	70.0	0.0	0.0		0.0
6.4.15	Promotion of teenagers sexual and reproductive health	131.8	131.8	70.6	53.6	53.6
6.5	Revitalize existing solidarity mechanisms	2,290.3	0.0	0.0		0.0
6.5.1	Implementation of a reception and assistance plan for repatriated Burkinabés.	2,000.0				0.0
6.5.2	Development and implementation of a socio-economic plan for the reintegration of repatriates	186.0				0.0
6.5.3	Implementation of information collection system on repatriates	17.0				0.0
6.5.4	Support to 6 COPROSUR for taking care of repatriates	47.4				0.0
6.5.5	Implementation of the food aid to repatriates intermediate program in 14 provinces.	39.9				0.0
6.6	Ensure socio-economic integration of underprivileged groups	1,641.5	1,621.5	1,505.8	92.9	91.7
6.6.1	National study on older people.	20.0	0.0			0.0
6.6.2	Support income generating activities for handicapped and underprivileged people	1,621.5	1,621.5	1,505.8	92.9	92.9

	AXES/PROGRAMS/SUB-COMPONENTS	Programation 2006	Amount acquired or mobilized	Expenditure 31/06/2006	Implementation rate (expenditure/ amount acquiredX100)	Implementati on rate (implementati on/ programation X100)
	Promote equal opportunities for handicapped					
6.7	Conduct national study on older people.	133.5	55.5	55.5	100.0	41.6
6.7.1	multisectoral research study on handicapped	78.0	0.0			0.0
6.7.2	Provision of 900 tricycles to handicapped	39.0	39.0	39.0	100.0	100.0
6.7.3	Conduct audio-metric study	16.5	16.5	16.5	100.0	100.0
6.8	Improving employees competences and institutional capacities through initial training and continuing education of the personnel, the implementation of infrastructures and equipment, and the adoption of normative texts	678.1	578.1	575.8	99.6	84.9
6.8.1	Implementation of the personnel continuing education program	100.0	0.0			0.0
6.8.2	CONSTRUCTION/REPAIR "DIRECTIONS PROV. D'ACTION SOCIALE" (PROVINCE DIRECTORATES)	25.0	25.0	25.0	100.0	100.0
6.8.3	DR & DP CONSTRUCTION PROGRAM	402.0	402.0	402.0	100.0	100.0
6.8.4	DR & DP No.2 CONSTRUCTION PROGRAM	16.1	16.1	16.1	100.0	100.0
6.8.5	REPAIR CENTRAL SERVICES	82.5	82.5	82.5	100.0	100.0
6.8.5	Construction of three (3) regional directorates and six (6) provincial directorates		52.5	50.2	95.7	95.7
6.9	6.9.Support creation of health microinsurance	280.0	0.0	0.0		0.0
6.9.1	Support creation of 'mutual insurance' and health microinsurance systems	90.0				0.0
6.9.2	Organization of campaigns to promote 'mutual insurance' and health microinsurance systems	40.0				0.0
6.9.3	Implementation of technical support unit for the creation of 'mutual insurance' and health microinsurance systems	45.0				0.0
6.9.4	Capacity building of health microinsurance actors	15.0				0.0

	AXES/PROGRAMS/SUB-COMPONENTS	Programation 2006	Amount acquired or mobilized	Expenditure 31/06/2006	Implementation rate (expenditure/ amount acquiredX100)	Implementati on rate (implementati on/ programation X100)
6.9.5	Promotion access to basic social services through microinsurance by the poor	45.0				0.0
6.9.6	Definition and identification of poor people	40.0				0.0
6.9.7	Design framework for taking care of poor people	5.0				0.0
6.10	Improve intervention in relation to early childhood	117.0	74.5	41.6	55.9	35.6
6.10.1	Improving the operations of formal and informal supervision structures	23.4	23.4	3.4	14.6	14.6
6.10.2	Promotion of early childhood supervision	4.0	0.0			0.0
6.10.3	Improving quality of didactic material and supervisory staff working conditions in early childhood, to conceive teaching documents and data bases	15.2	15.5	2.7	17.1	17.5
6.10.4	Improving capacities of early childhood supervisory staff	69.9	34.1	34.1	100.0	48.8
6.10.5	Pedagogical and structural monitoring and evaluation of childcare services and Bisongo	4.5	1.5	1.5	100.0	33.3
7	Improving women income and working conditions	1,296.3	1,340.3	1,282.7	95.7	99.0
7.1	contribute to the implementation of infrastructures and equipment to reduce women work load	1,052.6	1,052.6	1,045.6	99.3	99.3
7.2	Karité national project (PNK)	120.7	174.7	146.0	83.6	121.0
7.3	Train political decision makers, projects leaders, association leaders, technical services supervisory staff and opinion leaders, in gender and development	10.0		0.0		0.0

	AXES/PROGRAMS/SUB-COMPONENTS	Programation 2006	Amount acquired or mobilized	Expenditure 31/06/2006	Implementation rate (expenditure/ amount acquiredX100)	Implementati on rate (implementati on/ programation X100)
7.4	MPF staff technical capacity building	15.0	15.0	3.0	19.9	19.9
7.5	Design national policy for the women promotion	31.4	31.4	28.0	89.2	89.2
7.6	Provide ministry with needed equipment	66.6	66.6	60.2	90.4	90.4
7.7	National program 'multifunctional platform for the fight against poverty'	0	214.15	172.31	80.5	
7.8	Engine and equipment (platforms)	0.0	109.1	109.1	100.0	
8	Improving poor people quality of life: Housing					
8.1	PACVU Actions					
8.2	Development and urban development blueprint for all Burkina cities (design, revision, approbation)					
	TOTAL SUB- PROGRAM 2	121,909.2	124,677.1	106,150.8	85.1	87.1
	SUB- PROGRAM 3: INCREASE OPPORTUNITES IN TERMS OF EMPLOYMENT AND REVENUE GENERATING ACTIVITIES					
	Objective : Contribute to job (and revenue) creation for the poor					
1	Increase plantation fields from 68000 to 100000 ha	55.0	0.0	0.0		0.0
	Support production and dissemination of agroforestry seeds					

	AXES/PROGRAMS/SUB-COMPONENTS	Programation 2006	Amount acquired or mobilized	Expenditure 31/06/2006	Implementation rate (expenditure/ amount acquiredX100)	Implementati on rate (implementati on/ programation X100)
1.2	Support production of quality seedlings by villagers	10.0				0.0
1.3	Valorization of local species	15.0				0.0
1.4	Production and diffusion of quality forest seeds	10.0				0.0
1.5	Increase plantation fields from 68000 to 100000 ha	20.0				0.0
2	Increasing development of natural forest areas from 170 000 to 500 000 ha	1,633.0	1,000.0	869.0	86.9	53.2
2.1	National forest inventory	538.0	0.0			0.0
2.2	Development and implementation of three execution plans (120 000 ha/year)	600.0	600.0	600.0	100.0	100.0
2.3	Nonwood forest product (gum Arabic, néré, shea tree, etc)	30.0	0.0			0.0
2.4	Promotion of wood energy	20.0	0.0			0.0
2.5	Study on the contribution of this sector to national economy	30.0				0.0
2.6	Capacity building for forest revenue collection	15.0				0.0
2.7	AIJ RPTES project	400.0	400.0	269.0	67.3	67.3
3	Reduction of forest areas burned by wild fires by 30%	241.2	231.2	196.5	85.0	81.5
3.1	Populations sensitization and training	5.0				0.0
3.2	Design of didactic materials	5.0				0.0
3.3	Managing fires in rural areas project	231.2	231.2	196.5	85.0	

	AXES/PROGRAMS/SUB-COMPONENTS	Programation 2006	Amount acquired or mobilized	Expenditure 31/06/2006	Implementation rate (expenditure/ amount acquiredX100)	Implementati on rate (implementati on/ programation X100)
4	Management of faunal areas and organization of village hunting	117.0	0.0	0.0		0.0
4.1	Regeneration of faunal livestock and monitoring of animal populations	37.0				0.0
4.2	Valorization of faunal resources and their products	35.0				0.0
4.3	Development of village hunting zones / sensitizing populations	15.0				0.0
4.4	Promotion of ranching and small-scale animal husbandry	15.0				0.0
4.5	Development of village hunting zones / sensitizing populations	15.0				0.0
5	Access roads to rural areas	125,157.5	90,047.8	90,294.6	100.3	72.1
5.1	Road infrastructures	45,696.3	42,377.6	34,538.8	81.5	75.6
5.1.1	Road surveys	1,964.6	1,493.8	637.7	42.7	32.5
5.1.1.3	Survey on dirt roads periodic maintenance (2317 Km)	543.2	543.2	128.0	23.6	23.6
5.1.1.5	Survey on dirt roads rehabilitation (1412 Km)	609.0	209.0	0.0	0.0	0.0
5.1.1.6	Survey and rehabilitation of infrastructures	58.0	58.0	0.0	0.0	0.0
5.1.1.7	Institutional support to DGR	393.6	393.6	393.6	100.0	100.0
5.1.1.8	Estimated cost DGR program	360.8	290.0	116.1	40.0	32.2
5.1.2	Institutional support	12,235.2	11,905.6	9,411.4	79.1	76.9

	AXES/PROGRAMS/SUB-COMPONENTS	Programation 2006	Amount acquired or mobilized	Expenditure 31/06/2006	Implementation rate (expenditure/ amount acquiredX100)	Implementati on rate (implementati on/ programation X100)
5.1.1.9	Road infrastructures	11,295.4	11,295.4	8,831.2	78.2	78.2
5.1.1.1 0	Audit road maintenance	30.0	30.0	0.0	0.0	0.0
5.1.1.1 1	Estimated cost DGR program	393.6	393.6	393.6	100.0	100.0
5.1.1.1 2	Other program	516.2	186.6	186.6	100.0	36.2
5.1.1.1 0	Support to BDR					
5.1.3	Roads construction	31,496.5	28,978.2	24,489.7	84.5	77.8
5.1.3.1	Kaya-Dori and two dams	7,655.0	7,730.0	5,547.1	71.8	72.5
5.1.3.2	Ouaga-Koungoussi	7,015.0	5,000.0	6,057.5	121.2	86.4
5.1.3.3	Ouaga-Pont Nazinon-Fr Ghana	1,035.1	1,232.1	2,549.5	206.9	246.3
5.1.3.4	Bobo-Dédougou	10,775.6	6,000.2	4,940.9	82.3	45.85
5.1.3.5	Ouaga-Nazinon	1,035.1	1,035.1	2,549.5	246.3	246.31
5.1.3.6	Bobo-Dinderesso	0.0	5,000.0	410.0	8.2	
5.1.3.7	Compensation to populations	1,500.0	1,500.0	1,231.0	82.1	82.07
5.1.3.8	Expressway and interchange at Ouaga 2000	1,000.0	0.0	0.0		0.00
5.1.3.9	Asphalting roads in 5 cities	654.0	654.0	377.4	57.7	57.71
5.1.3.1 0	3rd PDU project	826.7	826.7	826.7	100.0	100.00
5.1.2	Maintenance of road networks	69,440.1	38,545.5	53,130.5	137.8	76.51
5.1.2.1	Routine maintenance of the national road network	8,850.0	7,301.4	6,965.7	95.4	78.71
5.1.2.2	Asphalted roads	1,100.0	1,071.5	7,521.0	701.9	683.73

	AXES/PROGRAMS/SUB-COMPONENTS	Programation 2006	Amount acquired or mobilized	Expenditure 31/06/2006	Implementation rate (expenditure/ amount acquiredX100)	Implementati on rate (implementati on/ programation X100)
5.1.2.3	Dirt roads	7,750.0	5,778.5	5,762.2	99.7	74.35
5.1.2.4	Materiel	0.0	451.4	451.4	100.0	
5.1.2.4	Maintenance routine and rehabilitation	51,740.1	23,942.7	32,430.2	135.4	62.68
	Maintenance routine of the dirt roads (804 km)					
5.1.2.4. 1	routine Maintenance of 2617 km dirt roads	5,597.3	1,501.0	2351.16	156.64	42.01
5.1.2.4. 2	Rehabilitation of dirt roads (546 km)	4,000.0	500.0	0.0	0.00	0.00
5.1.2.4. 3	Rehabilitation dirt roads (1612 km)	7,740.9	603.7	176.3	29.2	2.28
5.1.2.4. 4	sectoral transport program (PST II)	3,597.0	3,597.0	4,003.2	111.3	111.29
5.1.2.4. 5	Improvement of the Ouaga-Koupéla road	1,351.0	1,441.0	1,531.0	106.2	113.32
5.1.2.4. 6	Improvement of the Sakoinché-Sore road	6,249.0	6,249.0	12,325.3	197.2	197.24
5.1.2.4. 7	Improvement of the road Ouaga-Po-Border with Ghana	15,000.0	8,000.0	11,191.7	139.9	74.61
5.1.2.4. 8	Rehabilitation of 200 km local road	5,900.0	35.0	34.3	97.9	0.58
5.1.2.4. 9	Construction of a surrounding wall and CFP parking	200.0	150.0	150.0	100.0	75.00
5.1.2.4. 10	Acquisition of 4public works vehicles and dump trucks	66.6	51.7	51.7	100.0	77.63
5.1.2.4. 11	Building of schools	0.0	109.0	109.0	100.0	
5.1.2.4. 12	urban development program	43.3	21.8	21.5	98.6	49.65
5.1.2.4. 13	Maintenance routine and rehabilitations	450.0	273.0	132.4	48.5	29.42
5.1.2.4. 14	CONSTRUTION MEMORIAL "HEROS NATIONAUX"	500.0	370.8	0.00	0.0	0.00
5.1.2.4.	CONSTRUCTION "MONUMENT AUX MARTYR"	400.0	0.0	0.00		0.00

	AXES/PROGRAMS/SUB-COMPONENTS	Programation 2006	Amount acquired or mobilized	Expenditure 31/06/2006	Implementation rate (expenditure/ amount acquiredX100)	Implementati on rate (implementati on/ programation X100)
15						
5.1.2.4. 16	CONSTRUCTION « PALAIS DES SPORTS » OUAGA 2000	600.0	867.8	219.8	25.3	36.63
5.1.2.4. 17	EQUIPEMENT for MHU	0.0	127.0	56.5	44.5	
5.1.2.4. 18	Demarcation of the road network	45.0	45.0	76.5	170.0	170.0
5.2	Development rural dirt roads	10,021.1	9,124.8	2,625.3	28.8	26.20
5.2.1	Construction of dirt roads	10,021.1	9,124.8	2,625.3	0.0	0.0
5.2.1.1	departmental dirt roads	0.0	0.0	0.0	0.0	0.0
5.2.1.2	cotton dirt roads	0.0	0.0	0.0	0.0	0.0
5.2.1.3	rural dirt roads (1000 km)	3,991.7	2,786.4	1,071.0	38.4	26.8
5.2.1.4		0.0	300.0	0.0	0.0	0.0
5.2.1.5	Crossing					
5.2.1.6	Maintenance of departmental cotton dirt roads network, etc	0.0	733.4	0.0	0.0	0.0
5.2.1.7	dirt roads construction PPTE (975 km of cotton track)	2,713.1	2,713.1	255.2	9.4	9.41
5.2.1.8	Repair of 3000 km of service tracks	1,500.0	1,500.0	688.7	45.9	45.91
5.2.1.9	Servicing 3.700 km of rural dirt roads	266.4	325.5	325.5	100.0	122.18
5.2.1.1 0	Acquisition and arrears, DAF and EPD of MITH	1,062.6	569.1	98.4	17.3	9.26
5.2.1.1 1	Various constructions DR. and repair programs	487.3	197.3	186.6	94.6	38.29
6	Transport	930.2	1,197.2	94.9	7.9	10.20
6.1	Road Transport	0.0	0.0	0.0		
6.2	Air Transport	930.2	930.2	0.0	0.0	0.00

	AXES/PROGRAMS/SUB-COMPONENTS	Programation 2006	Amount acquired or mobilized	Expenditure 31/06/2006	Implementation rate (expenditure/ amount acquiredX100)	Implementati on rate (implementati on/ programation X100)
6.2.1	STUDIES RELACOTION OUAGA AEROPRT	630.2	630.2	0.0	0.0	0.00
6.2.2	COMPENSATION AND RESETTLEMENT OF AIRPORT SITE POPULATION	300.0	300.0	0.0	0.0	0.00
6.3	Meteo	0.000	267.000	94.910	35.5	
6.3.1	Repair meteorology services directorate building	0.0	267.0	94.9	35.5	
7	Rural electrification	8,422.4	2,713.0	2,378.4	87.7	28.24
7.1	Support access to lighting of at least 20.000 households per year through photovoltaic solar systems or connection to the network	3,000.0				0.00
7.2	SOLAR REGIONAL PROGRAM II	1,350.0	2,350.0	2,128.4	90.6	157.66
7.3	Project of a blueprint for the electrification of Ouahigouya	113.0	113.0	0.0	0.0	0.0
7.4	support programs to the energy sector	3,427.9	250.0	250.0	100.0	7.3
7.5	Rural electrification study	531.5	0.0	0.0		0.0
8	Improve access to financing for micro, small and mid-sized enterprises promoters	1,655.0	655.0	655.0	100.0	39.6
8.1	Increase operational capacities of the financing structures	655.0	655.0	655.0	100.0	100.0
8.1.1	Decentralize financing structures (FASI, FAPE, PNAR-TD, etc.)	5.0	5.0	5.0	100.0	100.0
8.1.2	Increase financial capacities	650.0	650.0	650.0	100.0	
8.1.2.1	FAPE	100.0	100.0	100.0	100.0	100.0
8.1.2.2	FASI	100.0	100.0	100.0	100.0	100.0
8.1.2.3	PNAR-TD	100.0	100.0	100.0	100.0	100.0
8.1.2.4	FAFPA	350.0	350.0	350.0	100.0	100.0

	AXES/PROGRAMS/SUB-COMPONENTS	Programation 2006	Amount acquired or mobilized	Expenditure 31/06/2006	Implementation rate (expenditure/ amount acquiredX100)	Implementati on rate (implementati on/ programation X100)
8.2	Design a capital investment project	1,000.0	0.0	0.0		0.0
9	Creation of a support/council service to promoters and job-seekers	27.0	0.0			0.0
9.1	Identification of potential members: research studies in the thirteen regions	12.0	0.0	0.0		0.0
9.2	Organization of a workshop on how to create a network	5.0	0.0	0.0		0.0
9.3	Implement the network: operational budget	10.0	0.0	0.0		0.0
				0.0		
10	Create jobs to reduce poverty in rural, urban, and peri-urban areas	88.3	0.0			0.0
10.1	Development of integration of young people into employment programs	42.2	0.0	0.0		0.0
10.2	Support to the creation of the micro, small and medium-sized companies (MPME)	7.6	0.0	0.0		0.0
10.3	Support of local communities in the implementation of HIMO programs	38.5	0.0	0.0		0.0
11	Strengthening partnership with businesses and other actors	36.5	0.0			0.0
11.1	Website design	19.0	0.0	0.0		0.0
11.2	Assessment of companies staff competences	2.5	0.0	0.0		0.0
11.3	Training of companies employees	15.0	0.0	0.0		0.0
12	Implementation of an information and communication system	806.1	772.0	748.8	97.0	92.9

	AXES/PROGRAMS/SUB-COMPONENTS	Programation 2006	Amount acquired or mobilized	Expenditure 31/06/2006	Implementation rate (expenditure/ amount acquiredX100)	Implementati on rate (implementati on/ programation X100)
12.1	Development of a communication plan	1.0	0.0	0.0		0.0
12.2	Various constructions for Min of information	60.0	0.0	0.0		0.0
12.3	Infrastructures for Min for information (DAF)	99.9	0.0	0.0		0.0
12.4	Administrative equipment for Min of information	322.6	386.0	374.4		
12.4.1	ACQUISITION OF TECHNICAL EQUIPMENTS	100.0	100.0	100.0	100.0	100.0
12.4.2	DCE-TNB	222.6	38.3	29.1	75.9	13.1
12.4.3	CONSTRUCTION AND VARIOUS Works	0.0	190.4	190.3	99.9	
12.4.4	VARIOUS ACQUISITIONS	0.0	57.3	55.0	96.0	
13	Setting up vocational training system	471.2	0.0	0.0		0.0
13.1	Normalization of the professional training system	21.0	0.0			0.0
13.2	Construction and equipment of the center	440.0	0.0			0.0
13.3	Training of supervisory staff and apprenticeship trainers in professional training techniques	10.2	0.0			0.0
14	Improving professional training and apprenticeship offer	2,677.9	2,401.1	1,787.7	74.5	66.8
	Support unit for employment	183.9	183.9	137.8	74.9	74.9
	Youth initial training, continuing training services to workers and artisans	57.0	57.0	0.0	0.0	0.0
14.2	Ouagadougou CEFEP extension and modernization project	1,155.7	1,068.2	896.1	47.8	47.8
14.3	Pa CEFEP	349.2				0.0
14.4	Rehabilitation and modernization of regional branches	302.0	302.0	302.0	100.0	100.0

	AXES/PROGRAMS/SUB-COMPONENTS	Programation 2006	Amount acquired or mobilized	Expenditure 31/06/2006	Implementation rate (expenditure/ amount acquiredX100)	Implementati on rate (implementati on/ programation X100)
14.5	Rehabilitation and extension of ONPE services	100.0	100.0		0.0	0.0
14.6	Equipment of Bobo CEFP	230.0	230.0		0.0	0.0
14.7	Equipment of the regional branches	300.0	460.0	451.8	98.2	150.6
15	Improving human resources	102.1	0.0	0.0		0.0
15.1	Recruitment of the personnel needed for recruitment programs implementation	17.0	0.0	0.0		0.0
15.2	Recruitment of the personnel needed for the development of vocational training and apprenticeship programs	37.1	0.0	0.0		0.0
15.3	Design and implementation of a continuing education Program for the personnel	48.0	0.0	0.0		0.0
16	Supply of office equipment to services in charge of employment, and professional training	140.0	0.0	0.0		0.0
16.1	Acquisition of office equipment	140.0	0.0	0.0		0.0
17	Equipment of services in charge of employment, professional training and logistics	299.0	0.0	0.0		0.0
17.1	Acquisition and assignment of rolling stock	299.0	0.0	0.0		0.0
18	Design of a national youth policy	10.0	11.3	11.3	100.0	113.0
18.1	Development and validation of a draft project	10.0	11.3	11.3	100.0	113.0
19	Design, implementation and assessment of youth national policies	64.0	0.0	0.0		0.0

	AXES/PROGRAMS/SUB-COMPONENTS	Programation 2006	Amount acquired or mobilized	Expenditure 31/06/2006	Implementation rate (expenditure/ amount acquiredX100)	Implementati on rate (implementati on/ programation X100)
19.1	Production and ventilation of the adopted document on youth national policy	5.0				0.0
19.2	Design and submission for adoption of regulatory application texts	2.0				0.0
19.3	Tour to present youth national policy results					
19.4	Field visit to implement local structures					
19.5	Acquisition of specific work material	10.0				0.0
19.6	Organization of workshop to draft regulatory texts on socioeducational institutions	7.0				0.0
19.7	Organization of workshops to evaluate and adapt actions carried out with regard to requirements (supervisory staff and facilitators training, camps vacations, camps, etc.)	40.0				0.0
20	Supervisory youth staff continuing education	45.0	0.0	0.0		0.0
20.1	Supervisory youth staff training in the fight against AIDS	10.0				0.0
20.2	Training supervisory youth staff training in youth council and supervision	20.0				0.0
20.3	Conduct of a study on problems faced by young people and actions needed in that regard	15.0				0.0
21	Advocacy for inclusion of youth dimension in development programs	2.0				0.0
21.1	Production of documents and participation at all authorized meetings for the development of advocacy activities	2.0				0.0

	AXES/PROGRAMS/SUB-COMPONENTS	Programation 2006	Amount acquired or mobilized	Expenditure 31/06/2006	Implementation rate (expenditure/ amount acquiredX100)	Implementati on rate (implementati on/ programation X100)
22	Promotion of youth structures	1,796.0	58.9	58.9		3.3
22.1	Support the setting up of youth organizations repertory in the regions and at the national level	25.0	0.0			0.0
22.2	Support the setting up of youth organizations coordination structures	30.0	0.0			0.0
22.3	Ownership workshop regarding "youth in CSLP"	18.0	0.0			0.0
22.4	Organization of leadership training courses for youth associations leaders	6.0	0.0			0.0
22.5	Support youth structures operations by providing office equipment, etc	20.0	0.0			0.0
22.6	Organization of young people for the restoration and environmental protection	30.0	0.0			0.0
22.7	Creation of forestry development units	20.0	0.0			0.0
22.8	Organization of youth merit contest	30.0	0.0			0.0
22.9	Organization of camps for young people and teenagers	50.0	6.4	6.4	100.0	12.7
22.10	Training of organizers and leaders of youth centers	20.0	0.0			0.0
22.11	Subsidy to the work programs of youth centers	50.0	0.0			0.0
22.12	Organization of public awareness campaign for young people on the harm of narcotics	50.0	0.0			0.0
22.13	Communication program to induce change of behavior with regard to reproductive health	100.0	0.0			0.0
22.14	Organization of training seminars for civic organizers	15.0	0.0			0.0
22.15	Creation of a body of volunteers to perform civic services	40.0	4.6	4.6	100.0	11.5
22.16	Organization of activities of community interest	10.0	0.0			0.0
22.17	Organization of dialogue meetings for young people organizations and the partners	140.0	0.0			0.0
22.18	Celebration of the world youth day of	20.0	0.0			0.0
22.19		15.0	7.5	7.5	100.0	49.9

	AXES/PROGRAMS/SUB-COMPONENTS	Programation 2006	Amount acquired or mobilized	Expenditure 31/06/2006	Implementation rate (expenditure/ amount acquiredX100)	Implementati on rate (implementati on/ programation X100)
22.20	Construction of three reception centers for young people per year	240.0				0.0
22.21	Rehabilitation youth centers	150.0	12.5	12.5	100.0	8.3
22.22	Equipment of youth centre socioeducational animation equipment	100.0	16.5	16.5	100.0	16.5
22.23	Launching of book clubs, cine-clubs, theatres, etc. in youth centers	50.0	0.0	0.0		0.0
22.24	Subsidies to youth structures	30.0	0.0	0.0		0.0
22.25	Training of supervisory staff for socio-educational activities	10.0	0.0	0.0		0.0
22.26	Organization of sensitization activities on juvenile scourges (through discussions, films, forums, etc.)	0.0	0.0	0.0		
22.27	Establishment of a repertory of growing niches for young people micro-enterprises	50.0	0.0	0.0		0.0
22.28	Annual training meeting for the members of the FIJ national committee	5.0	0.0	0.0		0.0
22.29	Annual training meeting /statutory and CNSS/FIJ functioning	15.0	0.0	0.0		0.0
22.30	Creation of support funds for young people initiatives	50.0	0.0	0.0		0.0
22.31	Creation of Web sites	15.0	0.0	0.0		0.0
22.32	Setting up of a data-processing network	50.0	0.0			0.0
22.33	Training of young promoters advisers	50.0	4.5	4.5	100.0	8.9
22.34	Acquisition of equipment to assist/monitor young promoters	50.0	0.0	0.0		0.0
22.35	Training of 500 young people per year in entrepreneurship	100.0	7.0	7.0	100.0	7.0
22.36	Training of 100 young people per year in professional skills	20.0	0.0	0.0		0.0
22.37	Financing young people projects	100.0	0.0	0.0		0.0
22.38	Support/assistance and monitoring of young people projects	22.0	0.0	0.0		0.0

	AXES/PROGRAMS/SUB-COMPONENTS	Programation 2006	Amount acquired or mobilized	Expenditure 31/06/2006	Implementation rate (expenditure/ amount acquiredX100)	Implementati on rate (implementati on/ programation X100)
23	Participation to national and international meetings on youth	40.0	0.0			0.0
23.1	Implementation of all missions decided within this framework	20.0				0.0
23.2	Participation to the forum on youth and NEPAD	20.0				0.0
24	Managing relations with institutions and organizations promoting young people	15.0	0.0	0.0		0.0
24.1	Dialogue on youth issue, particularly with cooperation partners	10.0				0.0
24.2	Round tables with donors on the financing of youth projects	5.0				0.0
25	Support for production and collective infrastructures development organizations	557.1	210.0	210.0	100.0	37.7
25.1	Carry out a geological cartography of 3 square degrees on 1/50 000 scale	323.3	0.0	0.0		0.0
25.2	Carry out a geochemical coverage of 9 prospective square to the thousand 400mx400m	117.5	0.0	0.0		0.0
25.3	Carry out a control on the ground of airborne geophic anomalies	106.3	0.0	0.0		0.0
25.4	Evaluate mining reserves mines on horpailage sites	10.0	10.0	10.0	100.0	100.0
25.5	Regional Chambers of Agriculture	0.0	200.0	200.0	100.0	
26	Development of bovine cattle raising	3,798.2	6,206.1	3,414.2	55.0	89.9
26.1	Pan African program to control epizooties	80.0	80.0	74.5	93.1	93.1
26.2	Nouhao valley development project, phase II (PMVVN-II)	237.6	237.6		0.0	0.0
26.3	Azawak zebu dissemination support project, phase II (PSDZA-II)	263.0	566.4	307.7	54.3	117.0

	AXES/PROGRAMS/SUB-COMPONENTS	Programation 2006	Amount acquired or mobilized	Expenditure 31/06/2006	Implementation rate (expenditure/ amount acquiredX100)	Implementati on rate (implementati on/ programation X100)
26.4	Animal husbandry support project in Western Burkina Faso (PAEOB)	409.2	406.5	177.2	43.6	43.3
	Animal husbandry project in LIPTAKO GOURMA region	1,125.2	626.6	327.0	52.2	29.1
26.5	Animal husbandry extension support project	50.4	50.4	50.4	100.0	100.0
26.6	Animal husbandry development in Soum phase II	1,584.8	4,238.6	2,477.4	58.4	156.3
26.7	Mangodara pastoral dam	48.0	0.0			0.0
27	Short cycle animal husbandry development	660.3	307.8	258.6	84.0	39.2
27.1	Increasing and diversifying rural income	660.3	307.8	258.6	84.0	39.2
27.1.1	Promoting village poultry farming	125.7	114.9	66.4	57.8	52.8
27.1.2	SUPPORT TO RURAL COMMUNITIES	25.0	25.0	24.4	97.5	97.5
27.1.3	CONSTRUCTION SLAUGHTER ZONES	27.6				0.0
27.1.4	CONSTRUCTION VETERINARY SERVICES	20.0	19.1	19.1	100.0	95.4
27.1.5	Project for the creation of sustainable Tsetse and Trypanosomiasis free areas	462.0	148.9	148.8	99.9	32.2
28	peri-urban animal husbandry development	541.4	541.4	53.7	9.9	9.9
28.1	Animal resources development project in Gourma, phase II (PDRAG-II)	541.4	541.4	53.7	9.9	9.9
29	Operational capacity building, "Min. an. res".	284.0	287.6	202.4	70.4	71.2
29.1	CONSTRUCTION REGIONAL DIRECTORATES	75.0	75.0	75.0	100.0	100.0
	CONSTRUCTION DR AN. RES.	0.0	127.9	42.9	33.6	
	CONSTRUCTION PROVINCIAL DIRECTORATES	120.0	35.7	35.4	99.2	29.5
2	CONSTRUCTION REGIONAL LABORATORIES	89.020	49.036	49.036	100.0	55.1

	AXES/PROGRAMS/SUB-COMPONENTS	Programation 2006	Amount acquired or mobilized	Expenditure 31/06/2006	Implementation rate (expenditure/ amount acquiredX100)	Implementati on rate (implementati on/ programation X100)
	TOTAL SUB-PROGRAM 3	142,249.9	103,927.4	98,855.6	95.1	69.5
	SUB-PROGRAM 4: PROMOTING GOOD GOVERNANCE					
	Objective: Improve public policy effectiveness					
1	Improving judicial institutions effectiveness and extending access to justice	7,140.5	1,940.6	1,838.7	94.8	25.8
1.1	Support program for the consolidation of the democratic process, the rule of law and good governance (PADEG)	5,164.8	0.0	0.0		0.0
1.2	Project of support with reforms legal	74.0	74.0	70.5	95.3	95.3
0	Project of support at the legal institution	800.0	800.0	800.0	100.0	100.0
1.4	Support the national action plan for the reform of justice (PANRJ)	226.8	656.7	638.3	97.2	281.5
	CONSTRUCTION TGI ORODARA/DIEBOUGOU/OUAHIGOUYA	465.000	195.862	195.862	100.0	42.1
	CONSTRUCTION AND EQUIPEMENT MAC ORADARA/DIEBOUGOU/GAOUA	285.0	134.0	134.0	100.0	47.0
	ACQUISITION OF TECHNICAL EQUIPMENT	125.000	79.992	0.000	0.0	0.0
2	Promotion of human rights	2552.982	2842.2617	2466.217094	86.8	96.6
2.1	Information and sensitizing actions					
2.2	OSCs capacity building	360	360	0.000	0.0	0.0
2.3	Consolidation of human rights in justice	2192.982	2482.2617	2466.217094	99.4	112.5
2.3.1	SUPPORT PROJECT FOR HUMAN RIGHTS	2192.982	2192.982	2192.982	100.0	100.0
	DESIGN OF A NATIONAL STRATEGY FOR CULTURE, PEACE AND TOLERANCE	0	66.302	65.819	99.3	

	AXES/PROGRAMS/SUB-COMPONENTS	Programation 2006	Amount acquired or mobilized	Expenditure 31/06/2006	Implementation rate (expenditure/ amount acquiredX100)	Implementati on rate (implementati on/ programation X100)
	SUPPORT PROJECT TO HUMAN RIGHTS END 2006 (COMMUNICATION ACTIVITIES)	0	222.978	207.416	93.0	
3	National communication policy for development (PNCD)	6,154.5	5,023.0	4,702.5	93.6	76.4
3.1	PNCD dissemination	48.5	0.0	0.0		0.0
3.2	legal and institutional reform	151.7	0.0	0.0		0.0
3.3	Training and research in communication for development	842.7	25.0	25.0	100.0	3.0
3.4	development and decentralization of the media	4,073.3	4,563.0	4,478.0	98.1	109.9
3.5	Development and decentralization of telecommunications and NTIC	523.5	15.0	15.0	100.0	2.9
3.6	Development of channels and means of proximity communication	72.9	0.0	0.0		0.0
3.7	Support to PNCD implementation	21.8	0.0	0.0		0.0
3.8	support project for the promotion of NTIC for human development	420.0	420.0	184.5	43.9	43.9
4	Telecommunication and NTIC decentralization development	2,320.0	1,600.0	455.1	28.4	19.6
4.1	Support project for NTIC promotion for human development	260.0				0.0
4.2	Supporting Digital Inclusion	60.0				0.0
4.3	ADMINISTRATIVE NETWORK	2,000.0	1,600.0	455.1	28.4	22.8
5	local governance	6,407.3	7,201.0	5,913.3	82.1	92.3
5.1	Various constructions	1,327.7	1,118.9	999.1		
5.1.1	construction communes headquarters	135.0	0.0	0.0		0.0
5.1.2	Construction governorate	745.3	786.1	730.2	92.9	98.0
5.1.3	CONSTRUCTION AND EQUIPMENT / PROVINCIAL DIRECTORATES	175.1	100.0	82.0	81.9	46.8

	AXES/PROGRAMS/SUB-COMPONENTS	Programation 2006	Amount acquired or mobilized	Expenditure 31/06/2006	Implementation rate (expenditure/ amount acquiredX100)	Implementati on rate (implementati on/ programation X100)
5.1.4	CONSTRUCTION ET EQUIPMENT / DEPARTMENTS	200.3	173.6	173.4	99.9	86.6
5.1.5	ENASAP	72.0	59.2	13.5	22.9	18.8
5.2	Strengthening, deepening decentralization	2,762.8	5,039.3	4,874.0	96.7	176.4
5.2.1	Delineating 360 rural communes	41.8	41.8	41.8	100.0	100.0
5.2.2	Setting up legal framework for decentralization extension on	75.0	75.0	68.9	91.9	91.9
5.2.3	Equipment / military firefighter	285.0	229.0	69.8		
5.2.4	Equipment central government	31.5	31.5	31.5		
5.2.5	Demarcation border	80.0	0.0	0.0		0.0
5.2.6	Demarcation border(remaining part of border BF- Mali)	114.0	114.0	114.0	100.0	100.0
5.2.7	Support to urban communes regarding administrative, financial and budgetary management	1.0	0.4	0.4	100.0	35.0
5.2.8	Creation of a liaison newspaper, information and education on decentralization	2.5	0.5	0.5	100.0	20.0
5.2.9	PRPC	1,908.9	4,318.7	4,318.7	100.0	226.2
5.2.10	Programs urban communes capacity building	199.5	204.8	204.8	100.0	102.7
5.2.11	Local investment fond Séno-Yagha	23.7	23.7	23.7	100.0	100.0
5.3	Urban and regional development	2,316.8	1,042.8	40.3	3.9	1.7
5.3.1	SNAT study and implementation	942.8	942.8	40.3	4.3	4.3
5.3.2	SRAT / CENTER-EAST study and implementation	106.0	100.0	0.0	0.0	0.0
5.3.3	SRAT / EAST study and implementation	106.0	0.0	0.0		0.0
5.3.4	Study and implementation: SRAT / Ht.BASS., North, Center & Center-West regions	420.0	0.0	0.0		0.0
5.3.5	Study and implementation: SRAT / PLATEAU CENTRAL, CENTER-NORTH, BOUCLE DU MOUHOUN	530.0	0.0	0.0		0.0

	AXES/PROGRAMS/SUB-COMPONENTS	Programation 2006	Amount acquired or mobilized	Expenditure 31/06/2006	Implementation rate (expenditure/ amount acquiredX100)	Implementati on rate (implementati on/ programation X100)
5.3.6	Study and implementation: SRAT / SAHEL	106.0	0.0			0.0
5.3.7	Study and implementation: SRAT / South-West	106.0	0.0	0.0		0.0
6	Improving security services operational capacity	6,388.8	6,520.8	6,363.9	97.6	99.6
6.1	Increasing means of transportation	1,358.9	1,320.8	1,277.7	96.7	94.0
6.1.1	Strengthening support and control capacity	25.0	0.0	0.0		0.0
6.1.2	Strengthening police operational capacity	387.0	302.0	274.9	91.0	71.0
6.1.3	Acquisition of operational vehicles for Internal Security Forces	794.8	965.8	965.8	100.0	121.5
6.1.4	Acquisition of transmission equipment for Internal Security Forces	89.2				0.0
6.1.5	Improving mobility	53.0	53.0	37.0	69.8	69.8
6.1.6	Improving transmission means	10.0	0.0	0.0		0.0
6.2	Improving security coverage	1,673.8	1,841.3	1,727.5	93.8	103.2
6.2.1	Increasing accommodation capacity (capacity d'accueil) ENP	420.7	420.7	360.3	85.6	85.6
6.2.2	Coordination Internal Security Forces	979.1	1,089.1	1,076.6	98.8	110.0
6.2.3	Strengthening infrastructures (security)	57.3	57.3	51.1	89.2	89.2
6.2.4	Support Project to Criminal Police Division	216.7	274.2	239.6	87.4	110.6
6.3	Strengthening operational capacity (defense)	3,356.0	3,358.7	3,358.7	100.0	100.1
6.3.1	Strengthening infrastructures (defense)	3,356.0	3,358.7	3,358.7	100.0	100.1
6.3.1.1	Gendarmerie (regions)	20.0	20.0	20.0	100.0	100.0

	AXES/PROGRAMS/SUB-COMPONENTS	Programation 2006	Amount acquired or mobilized	Expenditure 31/06/2006	Implementation rate (expenditure/ amount acquiredX100)	Implementati on rate (implementati on/ programation X100)
6.3.1.2	GENDARMERIE NATIONALE	200.0	200.0	200.0	100.0	100.0
6.3.1.3	Equipment acquisition / common services	414.5	88.5	88.5	100.0	21.4
6.3.1.4	Joint chiefs of staff	1,440.2	2,178.9	2,178.9	100.0	151.3
6.3.1.5	AIR FORCE	492.7	182.7	182.7	100.0	37.1
6.3.1.6	Training centers	196.6	196.6	196.6	100.0	100.0
6.3.1.7	Army	592.0	492.0	492.0	100.0	83.1
7	Promoting good economic governance	11,158.2	14,511.9	12,695.0	87.5	113.8
7.1	Setting up of support fund for mining sector development	350.0				0.0
7.1	PAMER	1,482.0	1,100.5	1,100.5	100.0	74.3
7.1	Direct support to private operators project	641.0	1,015.0	1,015.0	100.0	158.4
7.1	Support project for PAP implementation and coordination	114.3	114.3	94.7	82.9	82.9
7.1	Capacity building support project for PAP management in 3 DRED	166.9	4.2	4.2	100.0	2.5
7.1	CEDO	739.5	308.5	287.0	93.0	38.8
7.1	PRGE	990.3	990.3	603.9	61.0	61.0
7.1	<i>Strengthening statistical function by 2006</i>	2,064.6	2,217.1	1,962.7	88.5	95.1
7.1						
7.1	National statistical system project (PDSSN)	2,064.6	2,217.1	1,962.7	88.5	95.1
7.1	t General population census	2,000.0	6,000.0	5,431.4	90.5	271.6
7.1	Support program for good governance	544.9	544.9	233.0	42.8	42.8
8	Strengthening operational capacity of sovereignty ministries	6,354.4	5,397.3	5,067.3	93.9	79.7
8.1	Infrastructures for Burkina Faso Presidency	1,538.0	1,445.0	1,445.0	100.0	94.0
8.2	Administrative equipment for Burkina Faso Presidency	488.1	195.0	128.9	66.1	26.4
8.3	Infrastructures for the Government Sec. Gen. and Council of	73.6	45.6	31.6	69.2	43.0

	AXES/PROGRAMS/SUB-COMPONENTS	Programation 2006	Amount acquired or mobilized	Expenditure 31/06/2006	Implementation rate (expenditure/ amount acquiredX100)	Implementati on rate (implementati on/ programation X100)
	Ministers					
	Administrative equipment for the Government Sec. Gen. and Council of Ministers	40.0	45.2	31.6	69.9	79.0
	Infrastructures for Prime Minister	500.0	396.0	396.0	100.0	79.2
	Administrative equipment for Prime Minister	20.0	20.0	18.8	94.2	94.2
	Administrative equipment for Parliament	410.4	410.4	410.4	100.0	100.0
	Infrastructures for CES	718.8	718.8	718.8	100.0	100.0
	Infrastructures for Ministry of Foreign Affairs	1,743.7	1,443.7	1,443.7	100.0	82.8
	Administrative equipment for Ministry of Foreign Affairs	63.0	1.7	0.0	0.0	0.0
	Infrastructures for Constitutional Council	235.0	188.0	45.0	23.9	19.1
	Infrastructures for Council of State	100.0	100.0	80.0	80.0	80.0
	Infrastructures for Court of Auditors	18.0	16.0	16.0	100.0	88.9
	Administrative equipment for Court of Auditors	48.0	35.0	35.0	100.0	72.9
	Infrastructures for Court of Appeal	253.2	253.2	185.6	73.3	73.3
	Infrastructures for Information Council	77.9	62.3	62.3	100.0	80.0
	Infrastructures for Inspectorate of Government	26.674	21.340	18.553	86.9	69.6
	TOTAL SUB-PROGRAMME 4	50,793.4	46,079.7	39,542.4	85.8	77.8
	TOTAL	516,102.3	441,994.7	363,484.9	82.2	70.4