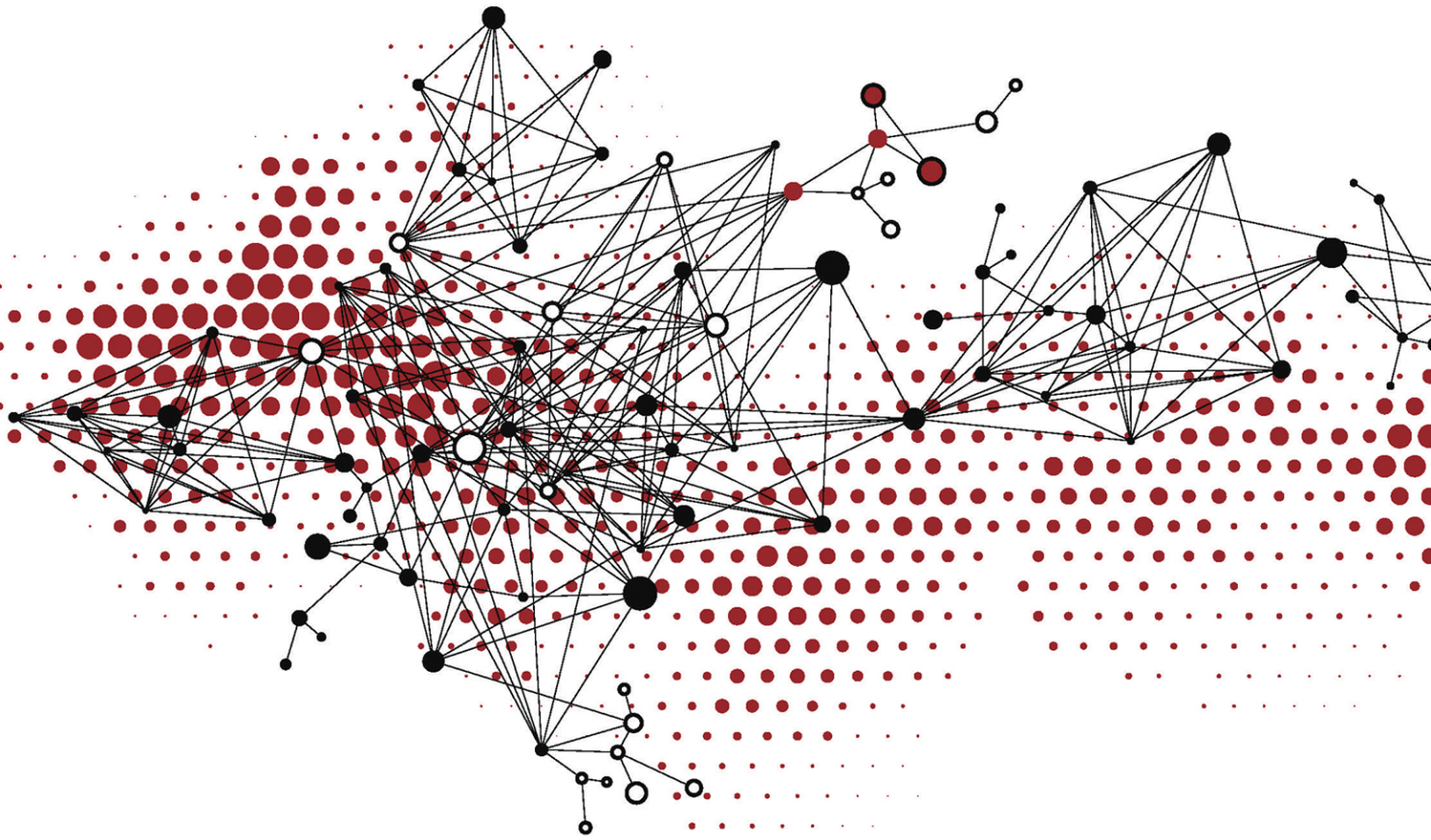


QUARTERLY **09/2018**



DIRECTION OF TRADE STATISTICS

INTERNATIONAL MONETARY FUND

**DIRECTION OF
TRADE
STATISTICS
QUARTERLY**

© 2018 International Monetary Fund

**Cataloging-in-Publication Data
Joint Bank-Fund Library**

Names: International Monetary Fund | International Monetary Fund. Statistics Department.

Title: Direction of trade statistics quarterly.

Other titles: DOTS

Description: Washington, DC : International Monetary Fund. | Prepared by the IMF Statistics Department. | Quarterly | Began with January 1981.

Identifiers: ISSN 0252-306X.

Subjects: LCSH: Commercial statistics—Periodicals. | International finance—Statistics—Periodicals.

Classification: LCC HF1016 .I652a

ISBN 978-1-48435-436-0 (paper)

978-1-48435-440-7 (PDF)

ISSN 0252-306X (serial)

For information related to this publication, please:

fax the Statistics Department at (202) 623-6460,

or write Statistics Department

International Monetary Fund

Washington, DC 20431

or refer to the **IMF Data Help** page at <http://datahelp.imf.org> for further assistance

For copyright inquiries, please fax the Editorial Division at (202) 623-6579.

For purchases only, please contact Publication Services (see information below).

The yearbook and quarterly issues of the *Direction of Trade* publication provide tables with current reported data (or estimates) on the value of merchandise trade statistics (exports and imports) by partner country for all IMF member states and other non-member countries. Summary tables are also presented for the world and major areas.

Last update of data: August 21, 2018

Please send orders to:

International Monetary Fund, Publications Services

P.O. Box 92780, Washington, DC 20090, U.S.A.

Tel.: (202) 623-7430 Fax: (202) 623-7201

E-mail: publications@imf.org

www.bookstore.imf.org

www.elibrary.imf.org

QUARTERLY 09/2018



DIRECTION OF TRADE STATISTICS

I N T E R N A T I O N A L M O N E T A R Y F U N D

Selection of Statistical Publications

International Financial Statistics (IFS)

Acknowledged as a standard source of statistics on all aspects of international and domestic finance, IFS publishes, for most countries of the world, current data on exchange rates, international liquidity, international banking, money and banking, interest rates, prices, production, international transactions (including balance of payments and international investment position), government finance, and national accounts. Information is presented in tables for specific countries and in tables for area and world aggregates. IFS is published monthly and annually. Price: Subscription price is US\$992 a year (US\$645 to university faculty and students) for 12 monthly issues and the yearbook. Single copy price is US\$201 for a yearbook issue.

Balance of Payments Statistics Yearbook (BOPSY)

Balance of Payments Statistics Yearbook (BOPSY): Contains two sections: World and Regional Tables, and Country Tables. The first section presents 21 world and regional tables for major components of the balance of payments, net International Investment Position (IIP), and total financial assets and total liabilities for the IIP. The second section provides detailed tables on balance of payments statistics for 192 economies and IIP data for 164 economies. Price: US\$180.

Direction of Trade Statistics (DOTS)

The yearbook and quarterly issues of the *Direction of Trade* publication provide tables with current reported data (or estimates) on the value of merchandise trade statistics (exports and imports) by partner country for all IMF member states and other non-member countries. Summary tables are also presented for the world and major areas. Price: Subscription price is US\$290 a year (US\$248 to university faculty and students) for the quarterly issues and the yearbook. Price for the yearbook is US\$128.

Government Finance Statistics Yearbook (GFSY)

This annual publication provides detailed data on transactions in revenue, expense, net acquisition of assets and liabilities, other economic flows, and balances of assets and liabilities of general government and its subsectors. The data are compiled according to the framework of the *2001 Government Finance Statistics Manual*, which provides for several summary measures of government fiscal performance. Price: US\$119.

DVD-ROM Subscriptions

International Financial Statistics (IFS), *Balance of Payments Statistics* (BOPS), *Direction of Trade Statistics* (DOTS), and *Government Finance Statistics* (GFS) are available on DVD-ROM by annual subscription. The DVD-ROMs incorporate a Windows-based browser facility, as well as a flat file of the database in scientific notation. Price of each subscription: US\$279 a year for single-user PC license (US\$140 for university faculty and students). Network and redistribution licenses are negotiated on a case-by-case basis. Please visit www.bookstore.imf.org/pricing for information.

Subscription Packages

Combined Subscription Package

The combined subscription package includes all issues of IFS, DOTS, GFS, and BOPSY. Combined subscription price: US\$1,580 a year (US\$1,264 for university faculty and students). Expedited delivery available at additional cost; please inquire.

Combined Statistical Yearbook Subscription

This subscription comprises BOPSY, IFSY, GFSY, and DOTSY at a combined rate of US\$627. Because of different publication dates of the four yearbooks, it may take up to one year to service an order. Expedited delivery available at additional cost; please inquire.

IFS, BOPS, DOTS, and GFS on the Internet

The Statistics Department of the IMF is pleased to make available to users the *International Financial Statistics* (IFS), *Balance of Payments Statistics* (BOPS), *Direction of Trade Statistics* (DOTS), and *Government Finance Statistics* (GFS) databases through the data.IMF.org online service. New features include Data Portals, which provide quick access to predefined tables, maps, graphs, and charts aimed at visualizing many common data searches. Data.IMF.org lets you create a basic custom-built data query using the Query tool, which offers great flexibility to create larger and more complex queries. Once you have defined your query, you can structure the table the way you want it, and then convert your data into a chart or download it. A number of personalization options are available in the "My data" section such as accessing your favorites and saved queries. Free registration for My data can be obtained by clicking on the Sign In or Register link on the data.IMF.org home page.

Address orders to

Publication Services, International Monetary Fund, PO Box 92780, Washington, DC 20090,
USA

Telephone: (202) 623-7430 Fax: (202) 623-7201 E-mail: publications@imf.org
Internet: <http://www.bookstore.imf.org>

Note: Prices include the cost of delivery by surface mail. Expedited delivery is available for an additional charge.

Contents

Introduction.....	xi	China, P.R.: Mainland (924).....	151	India (534).....	296
World And Area Tables.....	1	China, P.R.: Hong Kong (532).....	155	Indonesia (536).....	300
World (001).....	2	China, P.R.: Macao (546).....	159	Iran, Islamic Republic of (429).....	304
Advanced Economies (110).....	6	Colombia (233).....	161	Iraq (433).....	307
Emerging and Developing Economies (200).....	10	Comoros (632).....	165	Ireland (178).....	310
Emerging and Developing Asia (505).....	14	Congo, Democratic Republic of (636).....	167	Israel (436).....	314
Europe (170).....	18	Congo, Republic of (634).....	170	Italy (136).....	318
Sub-Saharan Africa (603).....	22	Costa Rica (238).....	173	Jamaica (343).....	322
Middle East, North Africa, and Pakistan (440).....	26	Côte d'Ivoire (662).....	176	Japan (158).....	325
Western Hemisphere (205).....	30	Croatia (960).....	179	Jordan (439).....	329
European Union (998).....	34	Cuba (928).....	183	Kazakhstan (916).....	332
Country Tables.....	39	Curaçao (354).....	186	Kenya (664).....	335
Afghanistan, Islamic Republic of (512).....	40	Cyprus (423).....	188	Kiribati (826).....	339
Albania (914).....	42	Czech Republic (935).....	192	Korea, Democratic People's Rep. of (954).....	340
Algeria (612).....	45	Denmark (128).....	196	Korea, Republic of (542).....	343
American Samoa (859).....	49	Djibouti (611).....	200	Kosovo, Republic of (967).....	347
Angola (614).....	51	Dominica (321).....	203	Kuwait (443).....	350
Anguilla (312).....	54	Dominican Republic (243).....	205	Kyrgyz Republic (917).....	353
Antigua and Barbuda (311).....	56	Ecuador (248).....	208	Lao People's Democratic Republic (544).....	355
Argentina (213).....	58	Egypt (469).....	212	Latvia (941).....	357
Armenia, Republic of (911).....	62	El Salvador (253).....	214	Lebanon (446).....	361
Aruba (314).....	65	Equatorial Guinea (642).....	217	Lesotho (666).....	365
Australia (193).....	67	Eritrea (643).....	219	Liberia (668).....	367
Austria (122).....	71	Estonia (939).....	221	Libya (672).....	370
Azerbaijan, Republic of (912).....	75	Ethiopia (644).....	224	Lithuania (946).....	373
Bahamas, The (313).....	78	Falkland Islands (323).....	227	Luxembourg (137).....	377
Bahrain, Kingdom of (419).....	81	Faroe Islands (816).....	228	Macedonia, FYR (962).....	381
Bangladesh (513).....	84	Fiji (819).....	230	Madagascar (674).....	384
Barbados (316).....	87	Finland (172).....	233	Malawi (676).....	387
Belarus (913).....	90	France (132).....	237	Malaysia (548).....	390
Belgium (124).....	94	French Territories: French Polynesia (887).....	241	Maldives (556).....	394
Belize (339).....	98	French Territories: New Caledonia (839).....	243	Mali (678).....	396
Benin (638).....	100	Gabon (646).....	246	Malta (181).....	399
Bermuda (319).....	103	Gambia, The (648).....	249	Marshall Islands, Republic of (867).....	403
Bhutan (514).....	105	Georgia (915).....	251	Mauritania (682).....	405
Bolivia (218).....	107	Germany (134).....	254	Mauritius (684).....	408
Bosnia and Herzegovina (963).....	110	Ghana (652).....	258	Mexico (273).....	411
Botswana (616).....	113	Gibraltar (823).....	261	Micronesia, Federated States of (868).....	415
Brazil (223).....	115	Greece (174).....	263	Moldova (921).....	416
Brunei Darussalam (516).....	119	Greenland (326).....	267	Mongolia (948).....	419
Bulgaria (918).....	121	Grenada (328).....	269	Montenegro (943).....	421
Burkina Faso (748).....	125	Guam (829).....	271	Montserrat (351).....	424
Burundi (618).....	128	Guatemala (258).....	273	Morocco (686).....	425
Cabo Verde (624).....	130	Guinea (656).....	276	Mozambique (688).....	429
Cambodia (522).....	132	Guinea-Bissau (654).....	279	Myanmar (518).....	432
Cameroon (622).....	135	Guyana (336).....	281	Namibia (728).....	436
Canada (156).....	139	Haiti (263).....	284	Nauru (836).....	439
Central African Republic (626).....	143	Honduras (268).....	286	Nepal (558).....	440
Chad (628).....	145	Hungary (944).....	289	Netherlands (138).....	443
Chile (228).....	147	Iceland (176).....	293	New Zealand (196).....	447

“Country” in this publication does not always refer to a territorial entity that is a state as understood by international law and practice; the term also covers the euro area, the Eastern Caribbean Currency Union, and some nonsovereign territorial entities, for which statistical data are provided internationally on a separate basis.

Nicaragua (278).....	451	Seychelles (718).....	525	Timor-Leste, Dem. Rep. of (537).....	595
Niger (692).....	452	Sierra Leone (724).....	528	Togo (742).....	597
Nigeria (694).....	454	Singapore (576).....	531	Tonga (866).....	600
Norway (142).....	458	Sint Maarten (352).....	535	Trinidad and Tobago (369).....	602
Oman (449).....	462	Slovak Republic (936).....	536	Tunisia (744).....	605
Pakistan (564).....	465	Slovenia (961).....	540	Turkey (186).....	609
Palau (565).....	469	Solomon Islands (813).....	544	Turkmenistan (925).....	613
Panama (283).....	470	Somalia (726).....	546	Tuvalu (869).....	615
Papua New Guinea (853).....	473	South Africa (199).....	548	Uganda (746).....	616
Paraguay (288).....	475	South Sudan (733).....	552	Ukraine (926).....	618
Peru (293).....	477	Spain (184).....	554	United Arab Emirates (466).....	622
Philippines (566).....	481	Sri Lanka (524).....	558	United Kingdom (112).....	626
Poland (964).....	485	St. Kitts and Nevis (361).....	562	United States (111).....	630
Portugal (182).....	489	St. Lucia (362).....	564	Uruguay (298).....	634
Qatar (453).....	493	St. Vincent and the Grenadines (364).....	566	Uzbekistan (927).....	637
Romania (968).....	497	Sudan (732).....	568	Vanuatu (846).....	639
Russian Federation (922).....	501	Suriname (366).....	570	Vatican (187).....	641
Rwanda (714).....	505	Swaziland (734).....	573	Venezuela, Republica Bolivariana de (299).....	642
Samoa (862).....	508	Sweden (144).....	575	Vietnam (582).....	645
San Marino (135).....	510	Switzerland (146).....	579	West Bank and Gaza (487).....	648
São Tomé and Príncipe (716).....	512	Syrian Arab Republic (463).....	583	Yemen, Republic of (474).....	650
Saudi Arabia (456).....	514	Tajikistan (923).....	586	Zambia (754).....	653
Senegal (722).....	518	Tanzania (738).....	588	Zimbabwe (698).....	656
Serbia, Republic of (942).....	521	Thailand (578).....	591	Notes.....	651

“Country” in this publication does not always refer to a territorial entity that is a state as understood by international law and practice; the term also covers the euro area, the Eastern Caribbean Currency Union, and some nonsovereign territorial entities, for which statistical data are provided internationally on a separate basis.

Country and Area Codes

001	World	576	Singapore
110	Advanced Economies	144	Sweden ¹
163	Euro Area	146	Switzerland
122	Austria ¹	112	United Kingdom ¹
124	Belgium ¹	111	United States
423	Cyprus ¹	187	Vatican
939	Estonia ¹	200	Emerging and Developing Economies
172	Finland ¹	505	Emerging and Developing Asia
132	France ^{1, 3}	859	American Samoa
134	Germany ¹	513	Bangladesh
174	Greece ¹	514	Bhutan
178	Ireland ¹	516	Brunei Darussalam ²
136	Italy ¹	522	Cambodia
941	Latvia ¹	924	China, P.R.: Mainland
946	Lithuania ¹	819	Fiji
137	Luxembourg ¹	887	French Territories: French Polynesia
181	Malta ¹	839	French Territories: New Caledonia
138	Netherlands ¹	829	Guam
182	Portugal ¹	534	India
936	Slovak Republic ¹	536	Indonesia
961	Slovenia ¹	826	Kiribati
184	Spain ¹	544	Lao People's Democratic Republic
193	Australia	548	Malaysia
156	Canada	556	Maldives
532	China, P.R.: Hong Kong SAR	867	Marshall Islands, Republic of
546	China, P.R.: Macao SAR	868	Micronesia, Federated States of
935	Czech Republic ¹	948	Mongolia
128	Denmark ¹	518	Myanmar
176	Iceland	836	Nauru
436	Israel	558	Nepal
158	Japan	565	Palau
542	Korea, Republic of	853	Papua New Guinea
196	New Zealand	566	Philippines
142	Norway	862	Samoa
135	San Marino	813	Solomon Islands

¹ The data for the European Union (EU) for all periods cover Austria, Belgium, Belgium-Luxembourg, Bulgaria, Croatia, Cyprus, Czech Republic, Denmark, Estonia, Finland, France, Germany, Greece, Hungary, Ireland, Italy, Latvia, Lithuania, Luxembourg, Malta, Netherlands, Poland, Portugal, Romania, Slovak Republic, Slovenia, Spain, Sweden, and the United Kingdom.

² The Export Earnings: Fuel Countries are Algeria, Angola, the Republic of Azerbaijan, the Kingdom of Bahrain, Bolivia, Brunei Darussalam, Chad, Colombia, the Republic of Congo, Ecuador, Equatorial Guinea, Gabon, the Islamic Republic of Iran, Iraq, Kazakhstan, Kuwait, Libya, Nigeria, Oman, Qatar, Russian Federation, Saudi Arabia, the Republic of South Sudan, Timor-Leste, Trinidad and Tobago, Turkmenistan, United Arab Emirates, the República Bolivariana de Venezuela, and the Republic of Yemen.

³ Beginning in 1997, data for France include trade of French Guiana, Guadeloupe, Martinique, and Reunion. French trade data includes trade of Mayotte.

Country and Area Codes

524	Sri Lanka	926	Ukraine
578	Thailand	927	Uzbekistan
537	Timor-Leste ²	884	Europe not specified
866	Tonga	440	Middle East, North Africa, and Pakistan
869	Tuvalu	512	Afghanistan, Islamic Republic of
846	Vanuatu	612	Algeria ²
582	Vietnam	419	Bahrain, Kingdom of ²
598	Asia not specified	611	Djibouti
170	Europe	469	Egypt
903	Emerging and Developing Europe	429	Iran, Islamic Republic of ²
914	Albania	433	Iraq ²
963	Bosnia and Herzegovina	439	Jordan
918	Bulgaria ¹	443	Kuwait ²
960	Croatia ¹	446	Lebanon
816	Faroe Islands	672	Libya ²
823	Gibraltar	682	Mauritania
944	Hungary ¹	686	Morocco
967	Kosovo	449	Oman ²
962	Macedonia, FYR	564	Pakistan
943	Montenegro	453	Qatar ²
964	Poland ¹	456	Saudi Arabia ²
968	Romania ¹	726	Somalia
942	Serbia, Republic of	732	Sudan
186	Turkey	463	Syrian Arab Republic
901	CIS	744	Tunisia
911	Armenia	466	United Arab Emirates ²
912	Azerbaijan, Republic of ²	487	West Bank and Gaza
913	Belarus	474	Yemen, Republic of ²
915	Georgia	489	Middle East not specified
916	Kazakhstan ²	603	Sub-Saharan Africa
917	Kyrgyz Republic	614	Angola ²
921	Moldova	638	Benin
922	Russian Federation ²	616	Botswana
923	Tajikistan	748	Burkina Faso
925	Turkmenistan ²	618	Burundi

¹ The data for the European Union (EU) for all periods cover Austria, Belgium, Belgium-Luxembourg, Bulgaria, Croatia, Cyprus, Czech Republic, Denmark, Estonia, Finland, France, Germany, Greece, Hungary, Ireland, Italy, Latvia, Lithuania, Luxembourg, Malta, Netherlands, Poland, Portugal, Romania, Slovak Republic, Slovenia, Spain, Sweden, and the United Kingdom.

² The Export Earnings: Fuel Countries are Algeria, Angola, the Republic of Azerbaijan, the Kingdom of Bahrain, Bolivia, Brunei Darussalam, Chad, Colombia, the Republic of Congo, Ecuador, Equatorial Guinea, Gabon, the Islamic Republic of Iran, Iraq, Kazakhstan, Kuwait, Libya, Nigeria, Oman, Qatar, Russian Federation, Saudi Arabia, the Republic of South Sudan, Timor-Leste, Trinidad and Tobago, Turkmenistan, United Arab Emirates, the República Bolivariana de Venezuela, and the Republic of Yemen.

³ Beginning in 1997, data for France include trade of French Guiana, Guadeloupe, Martinique, and Reunion. French trade data includes trade of Mayotte.

Country and Area Codes

624	Cabo Verde	734	Swaziland
622	Cameroon	738	Tanzania
626	Central African Republic	742	Togo
628	Chad ²	746	Uganda
632	Comoros	754	Zambia
636	Congo, Democratic Republic of	698	Zimbabwe
634	Congo, Republic of ²	799	Africa not specified
662	Côte d'Ivoire	205	Western Hemisphere
642	Equatorial Guinea ²	312	Anguilla
643	Eritrea	311	Antigua and Barbuda
644	Ethiopia	213	Argentina
646	Gabon ²	314	Aruba
648	Gambia, The	313	Bahamas, The
652	Ghana	316	Barbados
656	Guinea	339	Belize
654	Guinea-Bissau	319	Bermuda
664	Kenya	218	Bolivia ²
666	Lesotho	223	Brazil
668	Liberia	228	Chile
674	Madagascar	233	Colombia ²
676	Malawi	238	Costa Rica
678	Mali	354	Curaçao
684	Mauritius	321	Dominica
688	Mozambique	243	Dominican Republic
728	Namibia	248	Ecuador ²
692	Niger	253	El Salvador
694	Nigeria ²	323	Falkland Islands
696	Reunion ³	326	Greenland
714	Rwanda	328	Grenada
716	São Tomé & Príncipe	258	Guatemala
722	Senegal	336	Guyana
718	Seychelles	263	Haiti
724	Sierra Leone	268	Honduras
199	South Africa	343	Jamaica
733	South Sudan, Republic of ²	273	Mexico

¹ The data for the European Union (EU) for all periods cover Austria, Belgium, Belgium-Luxembourg, Bulgaria, Croatia, Cyprus, Czech Republic, Denmark, Estonia, Finland, France, Germany, Greece, Hungary, Ireland, Italy, Latvia, Lithuania, Luxembourg, Malta, Netherlands, Poland, Portugal, Romania, Slovak Republic, Slovenia, Spain, Sweden, and the United Kingdom.

² The Export Earnings: Fuel Countries are Algeria, Angola, the Republic of Azerbaijan, the Kingdom of Bahrain, Bolivia, Brunei Darussalam, Chad, Colombia, the Republic of Congo, Ecuador, Equatorial Guinea, Gabon, the Islamic Republic of Iran, Iraq, Kazakhstan, Kuwait, Libya, Nigeria, Oman, Qatar, Russian Federation, Saudi Arabia, the Republic of South Sudan, Timor-Leste, Trinidad and Tobago, Turkmenistan, United Arab Emirates, the República Bolivariana de Venezuela, and the Republic of Yemen.

³ Beginning in 1997, data for France include trade of French Guiana, Guadeloupe, Martinique, and Reunion. French trade data includes trade of Mayotte.

Country and Area Codes

351	Montserrat	299	Venezuela, República Bolivariana de ²
353	Netherlands Antilles	399	Western Hemisphere not specified
278	Nicaragua	898	Countries and Areas not specified
283	Panama	899	Special Categories
288	Paraguay	910	Other Countries not included elsewhere
293	Peru	928	Cuba
352	Sint Maarten	954	Korea, Democratic People's Republic of
361	St. Kitts and Nevis	Memorandum Items	
362	St. Lucia	605	Africa
364	St. Vincent and the Grenadines	405	Middle East
366	Suriname	998	European Union ¹
369	Trinidad and Tobago ²	080	Export earnings: fuel ²
298	Uruguay	092	Export earnings: nonfuel

¹ The data for the European Union (EU) for all periods cover Austria, Belgium, Belgium-Luxembourg, Bulgaria, Croatia, Cyprus, Czech Republic, Denmark, Estonia, Finland, France, Germany, Greece, Hungary, Ireland, Italy, Latvia, Lithuania, Luxembourg, Malta, Netherlands, Poland, Portugal, Romania, Slovak Republic, Slovenia, Spain, Sweden, and the United Kingdom.

² The Export Earnings: Fuel Countries are Algeria, Angola, the Republic of Azerbaijan, the Kingdom of Bahrain, Bolivia, Brunei Darussalam, Chad, Colombia, the Republic of Congo, Ecuador, Equatorial Guinea, Gabon, the Islamic Republic of Iran, Iraq, Kazakhstan, Kuwait, Libya, Nigeria, Oman, Qatar, Russian Federation, Saudi Arabia, the Republic of South Sudan, Timor-Leste, Trinidad and Tobago, Turkmenistan, United Arab Emirates, the República Bolivariana de Venezuela, and the Republic of Yemen.

³ Beginning in 1997, data for France include trade of French Guiana, Guadeloupe, Martinique, and Reunion. French trade data includes trade of Mayotte.



Introduction

The quarterly issues, yearbook, DVD-ROM, and online portal of the *Direction of Trade Statistics* (DOTS) present, for all member countries of the International Monetary Fund (the IMF) and other non-member countries, the value of merchandise exports and imports by partner country. DOTS republish monthly, quarterly, and annual trade statistics as submitted by countries to the IMF. Furthermore, reported data are supplemented by estimates whenever such data are not current or are not available on a monthly basis. Monthly estimates are consistent with quarterly and annual reported data, when available.

Data reported to DOTS follow the concepts and definitions of the United Nations' *International Merchandise Trade Statistics* (IMTS 2010), which provides the conceptual framework and guidance for recording physical movements of goods between countries and areas. The term "merchandise" has the same meaning as the term "goods."

The quarterly issues (DOTSQ) and the yearbook (DOTSY) present figures for the most recent quarters and years, respectively. The DVD-ROM presents information from 1980 onwards for monthly, quarterly, and annual data. The online portal, accessible from the IMF data page (<http://data.imf.org/>), presents monthly and quarterly series starting 1960, and annual data starting 1941. Area and world aggregates showing trade flows between major areas of the world are also presented.

World and area tables present (1) world aggregates comprising all countries, including countries that do not report to the IMF and are estimated based on trade partner data; (2) advanced economies aggregates derived from the figures for the countries classified as advanced economies with a subgroup of the Euro Area; (3) emerging and developing countries aggregates and subgroups, namely, Developing Asia, Europe with a subgroup of Commonwealth of Independent States (CIS), Middle East North Africa and Pakistan, Sub-Saharan Africa, and Western Hemisphere; and (4) Africa, Middle East, and European Union aggregates. Aggregates for the World table are calculated as the sum of aggregates from the tables for the Advanced Economies and Emerging and Developing Economies. It also includes trade of countries comprising the group "other countries n.i.e." and data for a country or area not specified and for "special categories."

The term "country," as used in this publication, does not in all cases refer to a territorial entity that is a state as understood by international law and practice; the

term also covers some nonsovereign territorial entities for which statistical data are maintained and provided internationally on a separate and independent basis. The information on exports and imports by trading partners that countries report to the IMF varies in terms of frequency and timeliness. Monthly data are made available on a regular and current basis (i.e., with a delay of four months or less from the current month) by all of the advanced countries plus developing and emerging economies with large shares of world trade. Together, these countries have represented more than 90 percent of the value of recorded world exports and imports in recent years (Table 1). Other countries may report monthly data that are less current, or the information may be compiled and made available in quarterly or annual frequency.

Coverage of DOTS is augmented by using trade statistics available from other international organizations. Monthly data for all European Union member countries are sourced from the COMEXT database maintained by EUROSTAT. Annual data reported to the United Nations COMTRADE database are incorporated in DOTS for countries that do not report to the IMF. Furthermore, the availability of partner data makes it possible to calculate estimates of countries for which data are not obtainable from other sources.

Estimation procedure

The estimation procedure is described in the IMF working paper "New Estimates for Direction of Trade Statistics" (IMF, Working Paper No. 18/16, January 2018).¹ Reported data at the monthly, quarterly, and annual frequencies are the basis of all estimates in DOTS. When monthly data are unavailable, the DOTS database is supplemented with estimates. Briefly, the estimation procedure proceeds as follows:

Estimation occurs if a reporting country does not report trade with its partners for a specific period. Data are estimated for all partners. In the absence of some or all of the monthly DOTS, quarterly or annual reported DOTS are used. Annual reported data to the UN COMTRADE database are treated as reported to the IMF. When only annual or quarterly data are available, the monthly trade between country A and B is distributed over the relevant months using the following

¹ The current methodology is used to estimate periods starting January 2000. Estimates from January 1981 to December 1999 are based on the previous methodology, described in *A Guide to Direction of Trade Statistics* (1993) and available from the IMF's Publications Section (www.imf.org/external/pubs/cat/longres.cfm?sk=154.0).

information (in order of priority): (1) the monthly value of the partner trade reported by country B; (2) the monthly total value of imports and exports reported in the IMF's *International Financial Statistics* (IFS) by country A; or (3) the monthly value of trade that all other partner countries have reported with country A for the specific month. The monthly distribution is done through a time-series procedure that reproduces at the best the month-to-month changes of the information available at the monthly level and, simultaneously, produces estimates that are consistent with quarterly or annual data reported by countries. Estimates are computed for months, and then quarterly and annual totals are obtained by summation.

The sum of the DOTS may not coincide with the IFS totals. This happens, for example, when countries do not report all their trade by geographic destination due to confidentiality reasons. Official reported data to DOTS are not adjusted to comply with the IFS totals. The IFS totals are used in the validation checks to verify the quality of trade statistics by partner countries in DOTS. Furthermore, IFS totals are also used in the estimation of bilateral trade when no information is available on the bilateral trade. For comparison purposes, total exports and total imports are shown in the lines IFS World Total and DOTS World Total for each country.

Only for countries that have never reported data by trade partners to the IMF or to the United Nations COMTRADE, estimates are obtained by using directly the corresponding bilateral flow reported by counterpart countries. For example, if country B has never reported trade statistics with a geographical breakdown, but country A has reported imports from country B, then A's data for imports are used to estimate B's exports. Because imports are valued on a cost, insurance, and freight (CIF) basis and exports on a free on board (FOB) basis, the data are adjusted for the cost of freight and insurance. A CIF/FOB factor of 1.06 is currently used. Reported imports CIF are divided by 1.06 (i.e., the CIF/FOB factor) to give partner country estimates of exports FOB. Similarly, reported exports FOB are multiplied by 1.06 to give partner country imports CIF. Given the absence of timely data on cost, insurance, and freight, the 6 percent CIF/FOB factor

represents a simplified estimate of these costs, which vary widely across countries and transactions. Further details on the choice of the CIF/FOB factor are provided in IMF 2017.

Overall, only a small portion of world trade is omitted from DOTS; this portion may comprise (1) unreported trade among developing countries; (2) unreported trade between developing countries and the countries comprising the group "other countries n.i.e."; and (3) unreported trade among "other countries n.i.e." No estimates, however, are compiled for periods prior to 1981 or based on benchmark data referring to 1980 or earlier. Moreover, data reported from countries' own records, even with longer delays, continually broaden the base of reported data, thereby replacing previously estimated figures. Area and world totals are compiled from reported data and estimates. The share of estimates in world and area totals increases over time due to the increased recourse to estimation for countries that report their trade statistics with delay (see Table 1).

Symbols

Figures shown without symbols are data reported from the respective country's own records.

Figures followed by the letter "r" indicate that data are estimated on a monthly basis, but reconciled with official monthly, quarterly, and/or annual information available by the reporting country.

Figures followed by the letter "e" indicate that data are estimated using counterpart information only.

The following symbols are used throughout DOTS as well:

All figures are rounded to one decimal place.

An ellipse (...) indicates a lack of data.

A "0" indicates that a figure is zero or less than half a significant digit.

Composition of country, world, and area pages

Country pages are shown for all countries with both reported and estimated data. Estimated figures—which

Table 1. DATA COVERAGE FOR RECENT PERIODS

Period	World Trade			
	Data Reported		Data Estimated	
	Number of Countries	Percent of World Trade	Number of Countries	Percent of World Trade
2015	155	95.9	55	4.1
2016	149	96.1	61	3.9
2017	145	96	65	4
2017 Q1	102	92.2	108	7.8
2017 Q2	102	92.4	108	7.6
2017 Q3	102	92.3	108	7.7
2017 Q4	102	92.1	108	7.9
2018 Q1	98	92.2	112	7.8

are clearly indicated in the tables—should be intended as IMF staff estimates and not as data officially reported by countries. Both reported and estimated trade are included in the calculation of world and area totals.

Country pages include lines for all partner countries that have been reported or estimated. Where relevant, these pages also include lines for country or area data not specified and for “special categories.” Trade included under “special categories” may cover military trade, transactions in free zones, or transactions in aircraft or ships. These data have not been designated to a partner country by the trade statistics compilers, nor have they been included by item in the reported data as an area not specified.

Country pages also include memorandum item lines for Africa, Middle East, the European Union (EU), Export Earnings: Fuel, and Export Earnings: Non-Fuel Countries. Data in these memorandum lines show trade by all members of the group with the respective country. Similarly, these memorandum lines appear on the area and world pages. The memorandum line represents trade by all individual members of the group. For example, the EU line on the world page represents trade by all EU members with the world, including trade among members. It does not present the EU data as if the EU was a single country. Users interested in such statistics would need to subtract intra-EU trade.

Summary tables for the world and areas are calculated from the data shown on the country page. They show the trade by a group of countries to and from the individual countries listed in the table. This is analogous to stacking all the pages for the individual countries in an area and adding vertically to yield an aggregate table on the top of the stack.

Currency

All data are expressed in terms of US dollars. As most of the countries report in their national currency, US dollar equivalents are obtained by converting data at period average exchange rates published in lines rf or rh on the country pages in IFS. Data are generally converted at their highest available frequency and are subsequently aggregated to longer periods: for example, monthly data are converted at monthly exchange rates and the resulting US dollar equivalents are aggregated to quarterly and annual values.

Consistency between partner country data

It is sometimes assumed that corresponding export and import data between partner countries should be consistent. That is, the exports from Country A to B should be equal to the imports of Country B from A, after taking into account the insurance and freight costs under the generally observed case that Country B imports are valued on a CIF basis. The DOTS estimation system uses this assumption in the few cases where one partner has never reported data.

However, in addition to the inclusion of insurance and freight in imports CIF, it should be noted that there are several complications that can cause inconsistency between exports to a partner and the partner's recorded imports FOB, or between

imports FOB from a partner and the partner's recorded exports. The principal reasons for inconsistent statistics on destination and origin for a given shipment are differences in (1) classification concepts and detail, (2) time of recording, (3) valuation, and (4) coverage, as well as (5) processing errors.

Classification concepts and detail

Destination/origin classification concepts in the presence of transshipment: Much trade is consigned via other countries; for example, a substantial volume of German trade passes through the Netherlands. An inconsistency in reported trade data can arise when the trade of the originating country is classified as going to either a first or proximate destination that is a transshipment point, whereas the ultimate destination country classifies the same trade according to its ultimate source. Sometimes, the final destination country is unknown at the point of exports.

Alternatively, the originating country may classify the shipment as going to the ultimate destination country, whereas the ultimate destination country classifies the same trade according to a proximate source that is a transshipment point. The lack of uniformity in the classification may also result from the application of different national customs instructions used in determining origin, transshipment, and destination countries.

Lack of destination/source country detail in published statistics: These conditions cause immediate problems in identifying trade counterparty information from published data. Destination/origin country for military and other confidential items and government goods may not be published or may be published only by regional aggregates. A destination can also be indeterminate and thus not be published, because the transshipment dispatcher may lack knowledge about the ultimate destination at the time of consignment. Regional aggregates without country detail may also be published when the trade of individual partners in a region is below a threshold level.

Time of recording

A lag occurs between shipment of an export and receipt of an import, especially for goods that are shipped over long distances. To avoid timing inconsistencies, international national accounts and balance of payments accounting standards recommend a change of ownership principle to assign a date to transactions. Under this principle, an exported good changes ownership at shipment from the exporting country, at which time the exporting country records an export and the destination country records an import (FOB). However, for practical reasons in accordance with *IMTS 2010*, the customs authorities of the importing country record the receipt of these goods later, when they arrive at the receiving country's frontier. This can cause a timing inconsistency. The result is that the same shipment can appear in an importing

country's statistics for a month, quarter, and/or year that is later than the period that appears in the exporting country's statistics.

Valuation

Apart from the CIF and FOB valuations, possible reasons for inconsistent valuation of a given shipment between source and destination include inconsistent currency conversion, evasion, anti-evasion procedures, values not known at the time of consignment, and differences in treatment of particular costs or procedures for assessment.

Coverage

Shipments to and from free-trade zones and bonded warehouses, exclusion of military and other confidential items and government goods, value thresholds for customs registration of shipments, returned goods, and other goods missed by customs (or surveys) are examples of coverage differences that can result in inconsistencies.

Processing errors

As a result of reporting and processing lags, trade data for a given period are often released before all customs documents for the period have been processed. These data are sometimes not revised, or, if data are revised, errors are nevertheless made in assigning the date on which goods

are shipped or received and the late data are assigned to the wrong month, quarter, and/or year. Errors can also be made in assigning a destination to exports and an origin to imports during customs clearances, or in cases when the ultimate destination is changed after the initial consignment during transshipment, the change is not incorporated into published statistics via the release of revised data.

These issues should be considered in interpreting the data. International cooperation in harmonizing and reconciling customs procedures and definitions may assist in reducing differences, and, in a few cases, countries have reconciled data or have used partner data to make their own estimates.

Suppression of partner country data lines

A partner country is not shown in a table if for all periods present in the publication figures for the partner country are less than 50,000 in tables expressed in millions of US dollars, or less than 50,000,000 in tables expressed in billions of US dollars. Please note that all data is available online at <http://data.imf.org/dot>.



Introduction

Les numéros trimestriels, l'annuaire, le disque optique compact (CD-ROM) et le portail en ligne des statistiques sur la répartition géographique des échanges (*Direction of Trade Statistics* — DOTS) présentent pour l'ensemble des pays membres du Fonds monétaire international (FMI) et pour d'autres pays non membres, la valeur des marchandises qu'ils ont exportées et importées ventilée par pays partenaire. DOTS republie les statistiques sur les échanges communiquées par les pays au FMI sur une base mensuelle, trimestrielle ou annuelle. En outre, lorsque les données ne sont pas actualisées ou disponibles tous les mois, elles sont complétées par des estimations. Les estimations mensuelles cadrent avec les données trimestrielles et les données annuelles, lorsqu'elles sont disponibles.

Les données sont communiquées à DOTS suivant les concepts et les définitions des *International Merchandise Trade Statistics* (IMTS 2010 — traduction française à paraître) des Nations Unies. Ce manuel propose un cadre conceptuel et des orientations pour l'enregistrement des déplacements physiques de marchandises d'un pays et d'une région à l'autre. Les termes « marchandise » et « bien » ont la même signification.

Les numéros trimestriels (DOTSQ) et l'annuaire (DOTSY) présentent, respectivement, les chiffres disponibles pour les trimestres et années les plus récentes. Le CD-ROM présente des informations sur les données mensuelles, trimestrielles et annuelles à partir de 1980. Le portail en ligne, accessible sur le site Web du FMI (<http://data.imf.org/>), propose des séries mensuelles et annuelles à partir de 1960 et des données annuelles à partir de 1941. Des agrégats mondiaux et régionaux des flux commerciaux entre les principales régions du monde sont aussi présentés.

Les tableaux établis pour le monde et les régions présentent 1) les agrégats mondiaux couvrant l'ensemble des pays, y compris des pays qui ne communiquent pas de données au FMI, pour lesquels des estimations sont établies à partir des données des partenaires commerciaux ; 2) les agrégats des économies avancées dérivés des données transmises par les pays faisant partie de cette catégorie, avec un sous-groupe pour la zone euro ; 3) les agrégats et sous-groupes des pays émergents ou en développement, à savoir : Afrique subsaharienne, Europe (avec le sous-groupe de la Communauté des États indépendants (CEI), Hémisphère occidental, Moyen-Orient, Afrique du Nord et Pakistan

et pays d'Asie en développement, — et 4) les agrégats de l'Afrique, du Moyen-Orient et de l'Union européenne. Les agrégats du tableau mondial correspondent à la somme des agrégats des tableaux des économies avancées et des pays émergents ou en développement. Le tableau présente également les données sur les échanges d'un ensemble de pays regroupés sous la rubrique « Other countries n.i.e. » (Autres pays n.i.a.), ainsi que les données de pays ou de régions non identifiées et celles appartenant aux « Catégories spéciales ».

Dans la présente publication, le terme « pays » ne recouvre pas toujours une entité territoriale constituant un État tel qu'il est défini selon la pratique et le droit internationaux. Ce terme recouvre également certaines entités territoriales qui ne sont pas des États souverains, mais sur lesquelles des données statistiques sont tenues à jour et fournies, séparément et indépendamment, au niveau international. Les données que les pays communiquent au FMI sur leurs exportations et importations ventilées par partenaires commerciaux ne sont pas toutes communiquées avec la même fréquence et n'ont pas toutes le même degré d'actualité. Toutes les économies avancées et les pays émergents ou en développement qui représentent une part importante des échanges mondiaux, transmettent des données mensuelles sur une base régulière et pour la période en cours (c'est-à-dire, dans un délai de quatre mois ou moins). Ces dernières années, les échanges commerciaux de ces pays ont représenté ensemble plus de 90 % de la valeur des exportations et importations mondiales enregistrées (tableau 1). D'autres pays communiquent des données mensuelles moins récentes, ou n'établissent et ne transmettent des données que sur une base trimestrielle ou annuelle.

La couverture DOTS est amplifiée grâce aux statistiques sur les échanges recueillies par d'autres organisations internationales. Des données mensuelles pour tous les pays membres de l'Union européenne sont tirées de la base de données COMEXT, qui est gérée par EUROSTAT. Les données communiquées à COMTRADE (base de données des Nations Unies) sont ajoutées à DOTS dans le cas des pays qui ne communiquent pas de données au FMI. Par ailleurs, les renseignements communiqués par les partenaires commerciaux permettent d'établir des estimations pour les pays dont on ne dispose pas de statistiques d'autres sources.

Méthodes d'estimation

La méthode d'estimation est décrite dans le document de travail du FMI intitulé *New Estimates for Direction of Trade Statistics* (FMI Document de Travail No. 18/16, Janvier 2018).¹ Les données mensuelles, trimestrielles et annuelles qui sont déclarées servent de base à toutes les estimations contenues dans DOTS. La base de données tout entière est régulièrement mise à jour avec de nouvelles estimations. La méthode d'estimation est la suivante :

On procède à une estimation lorsqu'un pays déclarant n'indique pas le montant de ses échanges avec un de ses partenaires commerciaux pour une période donnée. Les chiffres sont estimés pour tous les partenaires. Lorsque les statistiques mensuelles de DOTS font partiellement ou entièrement défaut, ce sont les statistiques trimestrielles ou annuelles communiquées pour DOTS qui sont utilisées. Les données annuelles communiquées à la base de données COMTRADE des Nations Unies sont considérées comme étant communiquées au FMI. Lorsque seules des données annuelles ou trimestrielles sont disponibles, les échanges mensuels entre les pays A et B sont ventilés entre les mois respectifs en utilisant les informations suivantes (en ordre de priorité) : 1) la valeur mensuelle des échanges des partenaires communiqués par le pays B, 2) la valeur mensuelle totale des importations et des exportations déclarées dans les Statistiques financières internationales (SFI) du FMI par le pays A ou 3) la valeur mensuelle des échanges que tous les pays partenaires ont déclarés avec le pays B pour le mois en question. La ventilation mensuelle s'effectue au moyen d'une

¹ La méthodologie actuelle est utilisée afin de produire des estimations pour les périodes à partir de janvier 2000. Les estimations pour les périodes à partir de janvier 1981 jusqu'à décembre 1999 sont basées sur la méthodologie précédente, décrite dans le Guide pour l'établissement des statistiques sur la répartition géographique des échanges (A Guide to Direction of Trade Statistics, 1993), disponible à la Section des publications du FMI (www.imf.org/external/pubs/cat/longres.cfm?sk=154.0).

procédure qui reproduit au mieux les variations d'un mois sur l'autre des informations disponibles au niveau mensuel et, simultanément, produit des estimations qui cadrent avec les données trimestrielles ou annuelles communiquées par les pays. Les estimations sont calculées pour chaque mois, et ensuite des totaux trimestriels et annuels sont calculés.

La somme dans DOTS ne coïncide peut-être pas avec les totaux des SFI. C'est le cas, par exemple, lorsque les pays ne déclarent pas tous leurs échanges par destination géographique pour des raisons de confidentialité. Les données officielles qui sont communiquées à DOTS ne sont pas ajustées pour correspondre aux totaux des SFI. Ces derniers sont utilisés pour vérifier la qualité des statistiques commerciales des pays partenaires dans DOTS. Ils sont aussi utilisés dans l'estimation des échanges bilatéraux lorsqu'aucune information n'est disponible à ce sujet. À des fins de comparaison, les exportations totales et les importations totales figurent dans les lignes IFS World Total et DOTS World Total pour chaque pays.

Uniquement pour les pays qui n'ont jamais communiqué de données par partenaires commerciaux au FMI ou à la base de données COMTRADE des Nations Unies, on obtient des estimations en utilisant directement les flux bilatéraux correspondants qui sont communiqués par les pays de contrepartie. Par exemple, si le pays B n'a jamais communiqué de statistiques commerciales avec une ventilation géographique, mais que le pays A a déclaré des importations en provenance du pays B, les données du pays A pour les importations sont utilisées pour estimer les exportations du pays B. Comme les importations sont évaluées en base coût, assurance et fret (c.a.f.) et les exportations en base franco à bord (f.à.b.), les données sont ajustées de manière à tenir compte du coût du fret et de l'assurance. Un coefficient c.a.f./f.à.b. de 1,06 est utilisé actuellement. Les importations c.a.f. sont divisées par 1,06 (c'est-à-dire le coefficient c.a.f./f.à.b.) pour donner des estimations des exportations f.à.b. pour le pays partenaire.

TABLEAU 1 : COUVERTURE DES DONNEES DE PERIODES RECENTES

Période	Commerce mondial			
	Données communiquées		Données estimées	
	Nombre de pays	Part du commerce mondial, en pourcentage	Nombre de pays	Part du commerce mondial, en pourcentage
2015	155	95.9	55	4.1
2016	149	96.1	61	3.9
2017	145	96	65	4
2017 Q1	102	92.2	108	7.8
2017 Q2	102	92.4	108	7.6
2017 Q3	102	92.3	108	7.7
2017 Q4	102	92.1	108	7.9
2018 Q1	98	92.2	112	7.8

De la même manière, les exportations f.à.b. sont multipliées par 1,06 pour donner des estimations des importations c.a.f. pour le pays partenaire. En l'absence de données à jour sur le coût, assurance et fret, le coefficient c.a.f./f.à.b. de 6 % représente une estimation simplifiée de ces coûts, qui varie fortement d'un pays à l'autre et d'une opération à l'autre. Des détails supplémentaires sur le choix de ce coefficient sont fournis dans FMI (2017).

Globalement, seule une faible part des échanges mondiaux est omise dans DOTS; il peut s'agir des éléments suivants : 1) échanges non déclarés entre pays en développement; 2) échanges non déclarés entre pays en développement et pays du groupe « Autres pays n.i.a. » et 3) échanges non déclarés entre « Autres pays n.i.a. ».

Toutefois, aucune estimation n'a été établie pour les périodes antérieures à 1981, et aucune n'est fondée sur des données de référence correspondant à 1980 où aux années antérieures. De plus, les données tirées des documents des pays, même si elles couvrent des périodes plus longues, enrichissent continuellement la base de données communiquées et viennent remplacer les estimations antérieures. Les totaux régionaux et mondiaux sont calculés à partir des données communiquées et des estimations. La part des estimations dans les totaux mondiaux et régionaux augmente au fil du temps en raison du recours accru aux estimations pour les pays qui déclarent leurs statistiques commerciales avec retard (voir Tableau 1).

Symboles

Les chiffres qui ne sont pas suivis d'un symbole sont des données tirées des documents des pays en question.

La lettre « r » indique que les données sont estimées sur une base mensuelle, mais sont rapprochées avec les données officielles trimestrielles et annuelles qui sont communiquées par le pays déclarant.

La lettre « e » indique que les données sont estimées à l'aide d'informations soumises par le pays de contrepartie uniquement.

Les symboles ci-après sont utilisés aussi dans DOTS :

Tous les chiffres sont arrondis à une décimale près.

Une ellipse (. . .) indique l'absence de données.

Un « 0 » indique une valeur égale à zéro ou inférieure à la moitié d'un chiffre significatif..

Composition des pages consacrées aux pays, aux régions et au monde entier

Il existe des pages pour tous les pays ayant des données déclarées ou estimées. Les chiffres estimés, qui sont clairement indiqués dans les tableaux, doivent être considérés comme des estimations des services du FMI et non comme des données officiellement déclarées par les pays. Tant les échanges déclarés et que les échanges estimés sont inclus dans le calcul des totaux mondiaux et régionaux.

Les pages consacrées aux pays comportent pour chacun

des partenaires commerciaux du pays concerné des lignes de données communiquées directement ou obtenues par estimation. Le cas échéant, on ajoute une ligne se rapportant aux pays ou groupes de pays non spécifiés (Country/area not specified) ou pour des catégories spéciales (Special categories). Les échanges classés dans cette dernière catégorie peuvent recouvrir les opérations à caractère militaire, celles des zones franches ou celles qui concernent les aéronefs ou les navires. Ces données ne sont pas attribuées à un partenaire commercial déterminé par les statisticiens du commerce extérieur, et elles ne sont pas ventilées non plus sous un poste spécifique dans les données transmises pour la catégorie des groupes de pays non spécifiés.

Les pages consacrées aux pays comportent aussi des lignes de postes pour mémoire pour l'Afrique, le Moyen-Orient et l'Union européenne (UE), les pays exportateurs de combustibles et les autres pays. Les chiffres qui y figurent couvrent les échanges de l'ensemble des membres du groupe avec le pays concerné. Des postes pour mémoire similaires figurent aux pages des tableaux régionaux et mondiaux. Les chiffres inscrits à ces postes représentent la somme des échanges de tous les pays appartenant au groupe. Par exemple, le poste pour mémoire du tableau « World » qui se rapporte à l'UE recouvre les échanges de l'ensemble des pays membres de l'UE avec le reste du monde, y compris les échanges entre ces mêmes pays. Les données de l'UE n'y sont pas traitées comme s'il s'agissait d'un pays unique. Les utilisateurs intéressés par ces statistiques doivent donc soustraire du total les chiffres se rapportant aux échanges intra-UE.

Des tableaux récapitulatifs sont établis pour le monde et les régions à partir des données figurant sur les pages consacrées aux pays. Ils indiquent la répartition des échanges globaux d'un groupe de pays à destination et en provenance de chacun des pays figurant dans le tableau. Le calcul s'apparente à empiler les pages de tous les pays d'une région et à ajouter verticalement tous les chiffres de façon à obtenir un tableau global au sommet de la pile.

Monnaie

Toutes les données sont exprimées en dollars EU. Comme la plupart des pays communiquent leurs données en monnaie nationale, il convient d'obtenir leurs équivalents en dollars EU en utilisant les moyennes périodiques des taux de change des séries rf ou rh publiées aux pages consacrées aux pays dans SFI. Les données sont généralement converties à leur fréquence la plus élevée, et sont ensuite agrégées sur des périodes plus longues : ainsi, les données mensuelles sont converties à l'aide des valeurs mensuelles du taux de change, et les équivalents en dollars EU qui en découlent sont ensuite agrégés en valeurs trimestrielles et annuelles.

Cohérence des données entre pays partenaires

On présume parfois que les chiffres d'exportations et d'importations correspondants entre pays partenaires sont censés concorder. C'est-à-dire que le chiffre des exportations du pays A à destination du pays B devrait être égal à celui

des importations du pays B en provenance du pays A, après ajustement pour coûts de fret et d'assurance, étant entendu que les importations du pays B sont généralement évaluées sur la base c.a.f. Le système d'estimation de DOTS se fonde sur cette hypothèse dans les quelques cas où l'un des partenaires n'a jamais communiqué de données.

Il convient toutefois de noter que, outre l'inclusion des coûts d'assurance et de fret dans les importations c.a.f., diverses autres difficultés peuvent provoquer une incohérence entre les chiffres des exportations à destination d'un pays partenaire et ceux des importations f.à.b. recensées par ledit partenaire, ou entre les chiffres des importations f.à.b. en provenance d'un pays partenaire et les exportations recensées par ledit partenaire. Le manque de concordance des statistiques entre le point d'origine et celui de destination d'une expédition donnée tient essentiellement à des différences dans 1) les critères et le niveau de détail de la classification; 2) les dates d'enregistrement; 3) les méthodes d'évaluation; 4) le champ couvert par les données; et 5) des erreurs de traitement..

Critères et niveaux de classification

Critères de classification en fonction de la destination ou de l'origine en cas de réexpédition : De nombreuses marchandises sont expédiées par l'intermédiaire d'autres pays (par exemple, un volume substantiel du commerce extérieur de l'Allemagne transite par les Pays-Bas). Une asymétrie peut se faire jour dans les chiffres recensés si l'opération commerciale du pays d'origine est classée en tant qu'expédition vers une première destination, ou destination la plus proche, qui constitue un point de réexpédition, alors que le pays de destination finale classe cette même opération sur la base de l'origine. Parfois, le pays de destination finale est inconnu au point de l'exportation.

À l'inverse, le pays d'origine peut classer l'opération en tant qu'expédition vers le pays de destination finale, tandis que ce dernier l'enregistre sur la base de la provenance la plus proche qui constitue un point de réexpédition. Ce manque d'uniformité dans les méthodes de classement s'explique par les règles diverses qu'appliquent les administrations douanières nationales pour déterminer le pays d'origine, de réexpédition et de destination.

Absence de ventilation par pays de destination ou d'origine (ou de provenance) dans les statistiques publiées : Cette situation crée d'emblée des difficultés lorsqu'il s'agit d'identifier les informations sur les échanges entre pays partenaires à partir des données publiées. La ventilation, par pays de destination ou d'origine, des biens militaires et autres articles à caractère confidentiel et biens des administrations publiques peut ne pas être publiée, ou bien ne l'être qu'au niveau des agrégats régionaux. Il est possible aussi que la destination soit indéterminée, et donc non publiée, parce que le réexpéditeur ne connaît pas nécessairement la destination finale au moment de l'expédition. Enfin, les agrégats régionaux peuvent être publiés sans ventilation par pays lorsque les transactions commerciales de certains partenaires n'atteignent pas une valeur minimale donnée..

Date d'enregistrement

Un délai s'écoule entre la date d'expédition d'une exportation et celle de la réception de l'importation, surtout lorsque les marchandises parcourent de grandes distances. Pour éviter les décalages entre les dates d'enregistrement des transactions, les normes internationales en matière de comptabilité nationale et de balance des paiements recommandent de dater les transactions sur la base du critère de changement de propriété. En vertu de ce principe, la marchandise exportée change de propriétaire au moment où elle est expédiée par le pays exportateur, date à laquelle celui-ci la comptabilise en tant qu'exportation et le pays destinataire, en tant qu'importation (f.à.b.).

Or, pour des raisons pratiques, les autorités douanières du pays importateur n'enregistrent la réception desdites marchandises qu'à une date ultérieure, lors de leur arrivée à la frontière du pays concerné, ce qui crée une asymétrie dans les dates d'enregistrement. La même expédition se trouve par conséquent enregistrée dans les statistiques du pays importateur au titre d'une période (mois, trimestre ou année) postérieure à celle où elle est recensée dans les statistiques du pays exportateur.

Évaluation

Outres les évaluations c.a.f. et f.à.b., les causes possibles du manque d'homogénéité entre l'évaluation d'une expédition donnée à son point d'origine et celui de destination sont notamment les suivantes : application de conversions différentes du taux de change, fraude et manque de cohérence des dispositifs de lutte contre la fraude, valeur non encore connue au moment de la réexpédition et manières diverses de traiter certains coûts spécifiques ou de calculer la valeur.

Champ couvert par les données

Les expéditions à destination et en provenance de zones franches et d'entrepôts sous douane, l'exclusion des biens militaires et autres articles à caractère confidentiel et biens des administrations publiques, l'application de valeurs minimales pour l'immatriculation des expéditions en douane, les marchandises renvoyées et autres biens échappant à l'administration douanière (ou aux enquêtes) sont autant d'exemples de différences du champ couvert qui peuvent conduire à des anomalies.

Erreurs de traitement

En raison des décalages de communication et de traitement, les données du commerce extérieur d'une période donnée sont souvent diffusées avant que la documentation douanière de la période considérée n'ait été entièrement traitée. De telles données ne sont parfois pas révisées, ou, même si elles se sont, des erreurs se produisent néanmoins lorsqu'il s'agit de déterminer la date de l'expédition des biens ou celle de leur livraison, et les données tardives sont attribuées à un mois, trimestre ou année erronés. D'autres erreurs sont commises lorsqu'il convient d'attribuer une destination aux exportations ou une origine aux importations à l'occasion du dédouanement, ou encore

lorsque la destination finale est modifiée postérieurement à la date d'expédition initiale, en cours de réexpédition, auquel cas le changement n'est pas diffusé sous forme de révision et n'est donc pas pris en considération dans les statistiques publiées.

Ces difficultés doivent donc être prises en compte pour l'interprétation des données. Un effort concerté d'harmonisation et d'alignement des réglementations et définitions douanières à l'échelon international peut aider à combler ces lacunes; dans quelques cas, les pays ont en outre procédé à un rapprochement des données ou se sont inspiré des statistiques des pays partenaires pour établir

leurs propres estimations.

Suppression des lignes de données des partenaires commerciaux

Un partenaire commercial n'est pas représenté dans un tableau si, pour toutes les périodes présentes les chiffres publiés pour le partenaire commercial, représentent moins de 50.000 dans les tableaux exprimés en millions de dollars américains ou moins de 50.000.000 dans des tableaux exprimés en milliards de dollars américains. Veuillez noter que toutes les données sont disponibles en ligne à <http://data.imf.org/dot>.



Introducción

En los números trimestrales, el anuario, el CD-ROM y el portal en línea de *Direction of Trade Statistics* (DOTS) se presentan, para todos los países miembros del Fondo Monetario Internacional (el Fondo) y otros países que no son miembros, el valor de las exportaciones e importaciones de mercancías por país con que se comercia. DOTS vuelve a publicar estadísticas de comercio mensuales, trimestrales y anuales conforme los países las suministran al Fondo. Además, cuando los datos suministrados están desactualizados o no están disponibles mensualmente, se complementan con estimaciones. Las estimaciones mensuales son coherentes con los datos suministrados trimestral y anualmente, cuando estos están disponibles.

Los datos suministrados a DOTS siguen los conceptos y las definiciones de *Estadísticas del comercio internacional de mercancías* (ECIM 2010), documento que aporta el marco conceptual y las directrices para el registro de los movimientos físicos de bienes entre países y regiones. El término “mercancías” tiene el mismo significado que el término “bienes”.

En los números trimestrales (DOTSQ) y en el anuario (DOTSY) se presentan cifras de los trimestres y años más recientes, respectivamente. En el CD-ROM se presenta información de 1980 en adelante, correspondiente a datos mensuales, trimestrales y anuales. En el portal en línea, al que se puede acceder a través de la página de datos del Fondo (<http://data.imf.org/>), se presentan series mensuales y trimestrales de 1960 en adelante, y datos anuales de 1941 en adelante. También se presentan los agregados mundiales y regionales que muestran los flujos comerciales entre las principales regiones del mundo.

En los cuadros mundiales y regionales se presentan: 1) agregados mundiales que abarcan todos los países, incluidos países que suministran información al Fondo y cuyos agregados se estiman a partir de datos de sus socios comerciales; 2) agregados sobre las economías avanzadas, derivados de las cifras correspondientes a los países clasificados como tales, con un subgrupo correspondiente a la zona del euro; 3) agregados de los países emergentes y en desarrollo y de una serie de subgrupos, a saber: África subsahariana, América, Europa con un subgrupo de la Comunidad de Estados

Independientes (CEI), los Países en desarrollo de Asia y Oriente Medio Norte de África y Pakistán, y 4) agregados de África, Oriente Medio y la Unión Europea. Los agregados correspondientes al cuadro mundial se calculan como la suma de los agregados de los cuadros sobre las economías avanzadas y las economías emergentes y en desarrollo. También se incluye el comercio de los países comprendidos en el grupo de “otros países no incluidos separadamente”, así como datos sobre países o regiones no especificados y algunas “categorías especiales”.

En esta publicación, el término “país” no siempre se refiere a una entidad territorial que sea un Estado, conforme al Derecho y a la práctica internacionales; dicho término abarca asimismo algunas entidades territoriales que no son Estados soberanos, sobre las cuales se declaran y mantienen estadísticas internacionales por separado y de forma independiente. La información que los países suministran al Fondo en relación con sus exportaciones e importaciones, clasificada por países con que comercian, varía en cuanto a su frecuencia y puntualidad. Todos los países avanzados y las economías emergentes y en desarrollo que representan proporciones importantes del comercio mundial facilitan datos mensuales de forma periódica y con carácter actualizado (es decir, en un plazo no superior a cuatro meses a partir del mes al que se refieren). En los últimos años estos países, en conjunto, han representado más del 90% del valor de las exportaciones e importaciones registradas a escala mundial (cuadro 1). Otros países declaran datos mensuales menos actualizados, o compilan y suministran información de forma trimestral o anual.

Para ampliar la cobertura de DOTS se utilizan estadísticas de comercio de otras organizaciones internacionales. Los datos mensuales de todos los Estados miembros de la Unión Europea provienen de la base de datos COMEXT, gestionada por EUROSTAT. En el caso de países que no suministran datos al Fondo, se incorporan a DOTS los datos anuales declarados a la base de datos COMTRADE de las Naciones Unidas. Además, la información disponible sobre los países con que se comercia permite preparar estimaciones sobre los países cuyos datos no pueden obtenerse de otras fuentes.

Procedimiento de estimación

El procedimiento de estimación se describe en un documento de trabajo del Fondo acerca de las nuevas estimaciones de las estadísticas sobre distribución geográfica del comercio, *New Estimates for Direction of Trade Statistics* (FMI Documento de Trabajo No. 18/16, Enero 2018).¹ Todas las estimaciones que aparecen en DOTS se basan en datos declarados con frecuencia mensual, trimestral y anual. Cuando no se dispone de datos mensuales, la base de datos de DOTS se complementa con estimaciones. La manera en se llevan a cabo los procedimientos de estimación puede resumirse del modo siguiente:

Cuando un país no declara cifras sobre el comercio con alguno de sus socios comerciales en determinado período, se realiza una estimación. Los datos estimados corresponden a la totalidad de los socios comerciales. Si no se dispone de todos o de algunos datos mensuales de DOTS, se utilizan los datos trimestrales o anuales declarados de DOTS. Los datos anuales declarados a la base de datos COMTRADE de las Naciones Unidas se consideran como si fueran declarados al Fondo. Si solo se dispone de datos anuales o trimestrales, el comercio mensual entre los países A y B se distribuye entre los meses pertinentes utilizando la siguiente información (en orden de prioridad): 1) el valor mensual del comercio realizado con el socio, declarado por el país B; 2) el valor mensual total de las importaciones y exportaciones declaradas por el país A en *International Financial Statistics* (IFS) del Fondo; o 3) el valor mensual del comercio que todos los otros países socios declararon haber realizado con el país A en el mes en cuestión. La distribución mensual se realiza mediante un procedimiento de series

1 La metodología actual se usa para estimar períodos desde enero de 2000. Las estimaciones correspondientes a períodos entre enero de 1981 y diciembre de 1999 se basan en la metodología anterior, descrita en la *Guía de las estadísticas sobre la distribución geográfica del comercio* (1993), que puede solicitarse a la Sección de Publicación del Fondo (www.imf.org/external/pubs/cat/longres.cfm?sk=154.0).

temporales que reproduce de la mejor manera posible las variaciones ocurridas de un mes a otro en la información disponible a nivel mensual, y que simultáneamente genera estimaciones que son coherentes con los datos trimestrales o anuales declarados por los países. Se calculan las estimaciones correspondientes a los meses, y luego se suman los datos mensuales para obtener totales trimestrales y anuales.

Es posible que la suma de DOTS no coincida con los totales de IFS. Esto ocurre, por ejemplo, cuando un país no declara todo su comercio por destino geográfico por motivos de confidencialidad. Los datos oficiales declarados a DOTS no se modifican para que coincidan con los totales de IFS. Los totales de IFS se emplean en los controles de validación para verificar la calidad de las estadísticas de comercio de los países socios en DOTS. Además, los totales de IFS también se utilizan para estimar el comercio bilateral cuando no se dispone de información al respecto. Para fines de comparación, las exportaciones e importaciones totales aparecen en las líneas de total mundial de IFS y total mundial de DOTS correspondientes a cada país.

Solo en el caso de países que nunca han declarado datos por socios comerciales al Fondo o a la base de datos COMTRADE de las Naciones Unidas, las estimaciones se obtienen utilizando directamente el flujo bilateral correspondiente declarado por los países de contraparte. Por ejemplo, si el país B nunca ha declarado estadísticas de comercio desglosadas geográficamente, pero el país A ha declarado importaciones del país B, entonces los datos de A correspondientes a importaciones se utilizan para estimar las exportaciones de B. Dado que las importaciones se valoran según el criterio costo, seguro y flete (c.i.f.) y las exportaciones se valoran según el criterio franco a bordo (f.o.b.), los datos se ajustan en función de costo del flete y seguro. En la actualidad se utiliza un factor c.i.f./f.o.b. de 1,06. Los datos declarados con respecto a las importaciones c.i.f. se dividen por 1,06 (es decir, el factor c.i.f./f.o.b.) para obtener las estimaciones de las exportaciones f.o.b. del país con que se comercia.

CUADRO 1: COBERTURA DE LOS DATOS DE PERÍODOS RECIENTES

Período	Comercio mundial			
	Datos declarados		Datos estimados	
	Número de países	Porcentaje del comercio mundial	Número de países	Porcentaje del comercio mundial
2015	155	95.9	55	4.1
2016	149	96.1	61	3.9
2017	145	96	65	4
2017 Q1	102	92.2	108	7.8
2017 Q2	102	92.4	108	7.6
2017 Q3	102	92.3	108	7.7
2017 Q4	102	92.1	108	7.9
2018 Q1	98	92.2	112	7.8

Análogamente, los datos declarados con respecto a las exportaciones f.o.b. se multiplican por 1,06 para obtener las importaciones c.i.f. Dado que no se dispone de datos puntuales con respecto al costo, seguro y flete, el factor c.i.f./f.o.b. de 6% constituye una estimación simplificada de estos costos, que varían mucho de un país a otro y según el tipo de transacción. En FMI (2017) se proporcionan más detalles sobre la manera de decidir el factor c.i.f./f.o.b.

En general, solo una pequeña proporción del comercio mundial no queda incluida en DOTS; la misma que puede comprender 1) el comercio no declarado entre los países en desarrollo; 2) el comercio no declarado entre los países en desarrollo y los países pertenecientes al grupo “otros países no incluidos separadamente”; y 3) el comercio no declarado entre los países que componen este último grupo.

No obstante, no se han elaborado estimaciones para los períodos anteriores a 1981 o basadas en datos de referencia correspondientes a 1980 o años anteriores. Por otra parte, los datos provenientes de los registros propios de los países, aun los declarados después de un plazo prolongado, amplían continuamente la base de los datos declarados, sustituyendo las cifras de las estimaciones previas. Los totales mundiales y regionales se compilan tomando como base los datos declarados y las estimaciones. La proporción de estimaciones en los totales mundiales y regionales aumenta con el transcurso del tiempo debido a que se recurre a las estimaciones en el caso de países que declaran su estadísticas de comercio con retraso (véase el cuadro 1).

Símbolos

Las cifras que aparecen sin símbolos se refieren a datos provenientes de los registros propios de los países respectivos.

Las cifras seguidas de la letra ‘r’ corresponden a datos estimados con frecuencia mensual, pero conciliados con información oficial trimestral y anual disponible por parte del país declarante.

Las cifras seguidas de la letra ‘e’ corresponden a datos estimados utilizando solo información de la contraparte.

En DOTS se utilizan asimismo las siguientes convenciones y los siguientes símbolos:

Todas las cifras se redondean a un decimal.

Los puntos suspensivos (...) indican que no se dispone de datos.

Un “0” indica que la cifra es cero o inferior a la mitad de un dígito significativo.

Composición de las páginas de países, del mundo y de las regiones

Se presentan páginas de países relativas a todos los países, con datos tanto declarados como estimados. Las

cifras estimadas—indicadas claramente en los cuadros—deben considerarse estimaciones del personal técnico del Fondo y no datos declarados oficialmente por los países. Los cálculos de los totales mundiales y regionales incluyen comercio tanto declarado como estimado.

En las páginas de países figuran líneas relativas a todos los países con los que se comercia que se hayan declarado o estimado. En los casos en que sea pertinente, se incluyen asimismo las líneas correspondientes a los datos de países o regiones no especificados y a “categorías especiales”. El comercio incluido en estas últimas puede abarcar el comercio militar, las transacciones en las zonas francas o las transacciones de aeronaves o buques. Los compiladores de las estadísticas sobre el comercio no han asignado estos datos a ningún país con que se comercia, ni se han incluido por partidas en los datos declarados como región no especificada.

Las páginas de países también incluyen partidas informativas correspondientes a África, Oriente Medio y la Unión Europea (UE), los países exportadores de combustibles y los otros países. Los datos que figuran en esas partidas presentan el comercio exterior de todos los países miembros del grupo con el país respectivo. De igual forma, esas partidas aparecen en las páginas de las regiones y del mundo. La partida informativa representa el comercio exterior de cada uno de los países miembros del grupo. Por ejemplo, la línea UE de la página del mundo representa el comercio exterior de todos los países de la UE con el mundo, incluidos los intercambios entre los países miembros de la Unión. En esta línea no se presentan los datos de la UE como si ésta fuera un solo país. Los usuarios que deseen obtener estas estadísticas deberán restar el comercio interior entre los países de la UE.

Los cuadros resumidos del mundo y las regiones se calculan a partir de los datos que figuran en las páginas de países. En esos cuadros se registra el comercio de un grupo de países con cada uno de los países enumerados en el cuadro. Esto equivale a colocar una sobre otra todas las páginas de los distintos países de una región y sumar todas las cifras verticalmente en una página superior que viene a ser un cuadro agregado.

Moneda

Todos los datos se presentan en dólares de EE.UU. Puesto que la mayoría de los países declaran datos en su moneda nacional, los equivalentes en dólares de EE.UU. se obtienen convirtiendo los datos a los tipos de cambio medios del período publicados en las líneas rf o rh de las páginas de países de in IFS. Por lo general, las conversiones se basan en los datos disponibles correspondientes al período más corto y luego son agregados para obtener datos con respecto a períodos más largos: por ejemplo, los datos mensuales se convierten usando los tipos de cambio mensuales y los equivalentes en dólares de EE.UU. se agregan para obtener los valores trimestrales y anuales.

Coherencia de los datos que proporcionan los países que comercian entre sí

Se da por supuesto a veces que los datos de exportación e importación correspondientes de los países que comercian entre sí deberán ser coherentes. Es decir, el monto de las exportaciones del país A al país B deberá ser igual al de las importaciones del país B provenientes del país A, tras los ajustes por concepto de los costos de flete y del seguro conforme al criterio de que las importaciones del país B se valoran generalmente sobre la base c.i.f.. El sistema de estimación de DOTS se basa en este supuesto en los pocos casos en que uno de los dos países nunca ha declarado datos.

Sin embargo, cabe señalar que, además de la inclusión de los costos del flete y del seguro en las importaciones c.i.f., existen otras dificultades de diversa índole que pueden dar lugar a incoherencias entre las exportaciones con destino a un país con que se comercia y las importaciones f.o.b. registradas por ese país, o entre las importaciones f.o.b. provenientes del país con que se comercia y las exportaciones registradas por dichos países. La falta de coherencia de las estadísticas entre el punto de origen y el de destino de un envío determinado se debe principalmente a las diferencias en 1) los criterios y desglose de la clasificación, 2) el momento de registro, 3) la valoración y 4) la cobertura, así como 5) a los errores de procesamiento.

Criterios y desglose de la clasificación

Criterios de clasificación en función del origen o del destino en caso de reexportación: Muchas mercancías se envían a través de otros países, por ejemplo, un gran volumen del comercio de Alemania se envía a través de los Países Bajos. Es posible que los datos declarados no sean coherentes si el comercio del país de origen se clasifica como comercio hacia un primer destino o a un destino más próximo que constituye el punto de reexportación, mientras que el país de destino final clasifica el mismo comercio de acuerdo con el país de origen. A veces, el país de destino final no es conocido en el punto de exportación.

Por otra parte, el país de origen puede clasificar la operación como un envío hacia el país de destino final, mientras que este último clasifica dicha operación de acuerdo con el origen más próximo, que constituye un punto de reexportación. La falta de uniformidad en lo que respecta a la clasificación también puede ser el resultado de las diferentes normas que aplican las administraciones aduaneras nacionales para determinar el país de origen, de reexportación y de destino.

Falta de desglose por país de origen o de destino en las estadísticas publicadas: Esta situación crea inmediatamente problemas para identificar la información sobre el comercio entre los países a partir de los datos publicados. Es posible que no se publique información sobre el país de origen y de destino de los bienes militares y otros artículos de carácter confidencial y de los bienes públicos,

o que esta información se publique en forma de agregados regionales. También es posible que no se determine el destino y que, por lo tanto, éste no se publique porque la persona encargada de la reexportación no conoce el destino final en el momento del envío. Además, es posible que se publiquen agregados regionales sin un desglose por países si las transacciones comerciales de algunos países con que se comercia no alcanzan un nivel mínimo.

Momento de registro

Transcurre algún tiempo entre el envío de una exportación y el recibo de una importación, sobre todo si las mercancías se transportan lejos. Para evitar estas incoherencias en el momento de registro, las normas internacionales en materia de contabilidad nacional y de balanza de pagos recomiendan basarse en el criterio del traspaso de propiedad para asignar una fecha a las transacciones. Conforme a este criterio, un bien exportado cambia de propietario en el momento en que el país exportador envía dicho bien, fecha en que el país exportador registra dicha transacción como una exportación y el país de destino como una importación (f.o.b.). Sin embargo, por razones prácticas conforme a ECIM 2010, las autoridades aduaneras del país importador contabilizan el recibo de estos bienes en una fecha posterior, cuando llegan a la frontera del país receptor, lo que puede crear una incoherencia en cuanto al momento de registro. Por lo tanto, el mismo envío puede aparecer en las estadísticas del país importador correspondientes a un período (un mes, un trimestre o un año) posterior al período en dicho envío aparece en las estadísticas del país exportador.

Valoración

Aparte de las valoraciones c.i.f. y f.o.b., entre las causas posibles de la falta de coherencia entre la valoración un envío determinado en el punto de origen y en el punto de destino cabe señalar la aplicación de conversiones diferentes del tipo de cambio, el fraude, los procedimientos contra el fraude, los valores desconocidos en el momento del envío y los diferentes tratamientos de algunos costos específicos o procedimientos de evaluación.

Cobertura

Los envíos destinados a las zonas francas y a los almacenes bajo control aduanero y provenientes de éstos, salvo los bienes militares u otros artículos de carácter confidencial y los bienes públicos, los valores mínimos para el registro aduanero de los envíos, y los bienes devueltos y otros bienes no registrados por la administración aduanera (ni incluidos en las encuestas) son algunos ejemplos de las diferencias en materia de cobertura que pueden dar lugar a incoherencias.

Errores de procesamiento

Debido a los desfases de declaración y de procesamiento, en muchos casos los datos sobre

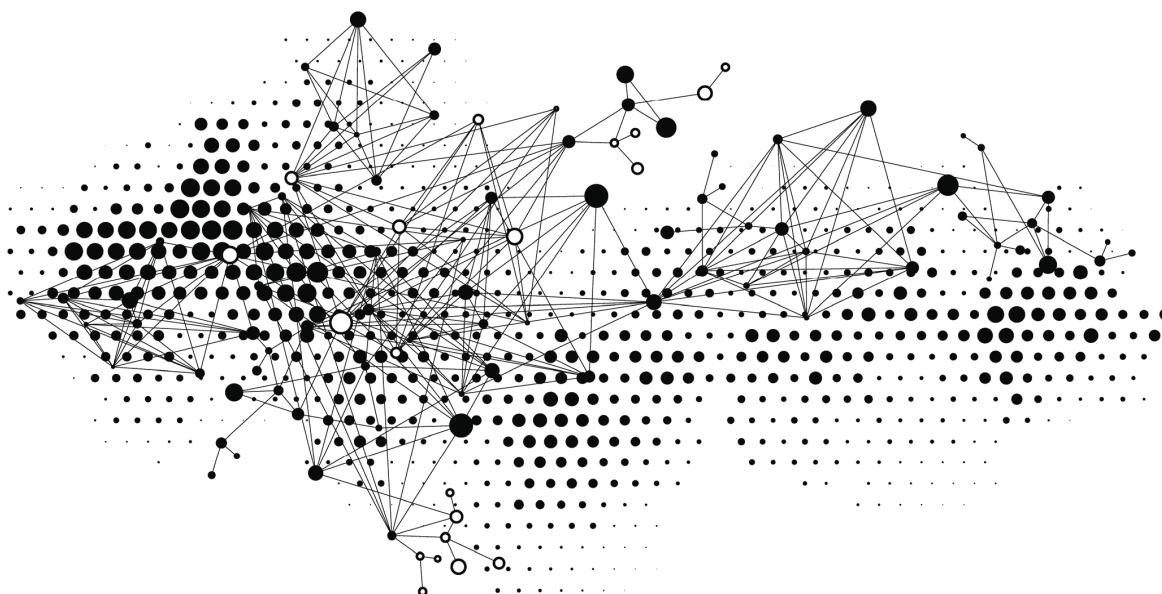
el comercio exterior correspondientes a un período determinado se divulgan antes de que se hayan procesado todos los documentos aduaneros correspondientes a dicho período. Estos datos a veces no se revisan o, si se revisan, se cometen errores al asignar la fecha en que se envían o se reciben los bienes y los datos desfasados se incluyen en el mes, el trimestre o el año equivocado. También pueden cometerse errores al asignar el destino de las exportaciones y el origen de las importaciones durante el despacho de aduana, o en los casos en que se modifica el destino final después del envío inicial durante la reexpedición, pero no se revisan los datos y, por lo tanto, el cambio no se incorpora en las estadísticas publicadas.

Estas cuestiones deberán considerarse al momento de interpretar los datos. La cooperación internacional

en materia de armonización y conciliación de los procedimientos aduaneros y las definiciones podría contribuir a reducir las diferencias; en algunos casos, los países han conciliado los datos o han utilizado los datos de los países con que comercian para preparar sus propias estimaciones.

Supresión de líneas de datos de países socios

Un país socio no está representado en una tabla, si para todos los períodos presentes las cifras publicadas para el país socio, son menos de 50.000 en las tablas expresadas en millones de dólares E.E.U.U., o menos de 50.000.000 en las tablas expresadas en billones de dólares E.E.U.U. Tenga en cuenta que todos los datos están disponibles en línea en <http://data.imf.org/dot>.



World *and* Area Tables

World (001)

In Billions of U.S. Dollars

		Exports (FOB)						Imports (CIF)					
		2016	2017Q1	2017Q2	2017Q3	2017Q4	2018Q1	2016	2017Q1	2017Q2	2017Q3	2017Q4	2018Q1
IFS World		15,928.5	4,062.8	16,006.4	4,141.6
World	001	15,834.2	4,091.9	4,298.2	4,425.7	4,707.5	4,694.5	16,188.7	4,167.1	4,332.6	4,488.2	4,784.7	4,772.7
Advanced Economies	110	10,002.6	2,566.9	2,667.8	2,747.2	2,904.1	2,941.2	9,290.1	2,387.2	2,478.5	2,532.5	2,703.5	2,718.9
Euro Area	163	3,818.8	1,007.3	1,030.6	1,054.0	1,129.6	1,198.8	4,086.6	1,035.1	1,086.8	1,118.2	1,205.6	1,230.0
Austria	122	151.2	39.6	40.1	42.7	44.9	47.5	157.9	39.9	42.3	44.6	47.0	49.0
Belgium	124	355.0	93.4	93.9	94.4	100.2	109.2	362.6	91.7	94.7	96.1	103.1	107.9
Cyprus	423	9.0	2.5	2.3	2.7	3.1	3.1	3.6	0.9	0.9	0.9	1.0	1.0
Estonia	939	17.6	4.7	4.7	4.7	5.1	5.1	13.7	3.2	3.5	3.7	3.8	3.7
Finland	172	62.2	16.5	17.5	17.7	18.7	20.0	64.4	16.4	17.6	19.2	20.2	20.1
France	132	582.3	151.7	155.8	155.5	171.5	177.4	525.9	131.7	137.9	140.2	156.0	151.9
Germany	134	1,041.2	274.7	276.5	290.1	301.5	321.7	1,305.6	326.8	343.0	359.3	374.9	388.4
Greece	174	49.1	13.3	13.4	13.9	14.9	16.4	25.5	6.8	7.2	7.3	8.3	8.3
Ireland	178	71.4	17.0	19.1	18.8	21.6	22.7	163.0	41.0	43.2	41.8	46.2	49.5
Italy	136	415.1	111.7	115.0	112.0	123.3	133.5	463.7	115.4	127.2	128.2	138.5	137.9
Latvia	941	20.1	5.4	5.4	5.6	5.6	5.7	11.9	2.8	3.0	3.3	3.6	3.6
Lithuania	946	25.4	6.6	7.2	7.7	8.3	8.5	21.6	5.6	6.1	6.5	7.4	7.1
Luxembourg	137	22.3	5.6	6.1	5.8	6.7	7.2	18.9	4.7	4.7	4.8	5.1	5.4
Malta	181	13.8	3.8	4.3	4.0	3.9	5.0	6.0	1.2	1.4	1.2	1.1	1.3
Netherlands	138	506.6	134.9	138.6	144.4	157.3	165.3	508.1	133.9	135.5	142.7	159.2	163.1
Portugal	182	68.2	18.2	19.5	19.8	21.0	22.0	55.0	14.4	14.8	15.3	16.1	16.8
Slovak Republic	936	72.0	18.2	18.9	20.0	21.0	21.7	75.2	18.9	20.1	20.3	22.7	21.8
Slovenia	961	31.2	8.4	9.1	9.2	10.0	11.0	30.0	7.6	8.3	8.7	9.2	9.6
Spain	184	305.0	81.2	83.3	84.9	91.0	95.7	274.1	72.3	75.5	74.0	82.1	83.6
Australia	193	181.8	45.2	52.3	54.5	54.5	52.7	203.4	62.3	62.9	62.3	64.3	66.4
Canada	156	397.1	99.9	107.9	107.5	109.1	110.9	385.2	103.3	106.6	102.0	109.0	109.3
China,P.R.: Hong Kong	532	605.6	141.7	149.5	159.1	179.8	156.1	92.4	20.3	22.9	20.2	20.1	18.7
China,P.R.: Macao	546	10.8	2.7	2.5	2.7	3.7	3.7	1.5	0.8	0.8	0.9	1.1	1.0
Czech Republic	935	135.8	35.0	37.2	38.8	42.1	43.4	159.2	40.9	43.0	43.8	49.2	50.0
Denmark	128	86.2	22.8	23.3	23.8	26.2	26.8	89.6	22.5	23.3	25.0	25.5	26.3
Iceland	176	5.7	1.5	1.8	1.5	1.7	1.8	4.6	1.2	1.3	1.3	1.5	1.5
Israel	436	67.3	16.5	16.8	16.9	18.6	19.2	60.9	16.1	16.4	15.7	16.1	16.9
Japan	158	560.5	147.3	147.3	154.7	165.0	166.8	710.4	174.5	178.5	186.7	191.2	187.9
Korea, Republic of	542	405.3	110.1	114.3	117.0	124.5	123.8	533.3	141.6	145.4	155.3	164.6	154.7
New Zealand	196	32.0	8.0	8.5	9.5	10.0	9.1	35.3	9.3	10.3	10.3	9.4	10.4
Norway	142	73.2	17.5	19.4	21.6	19.9	21.1	93.6	28.7	25.8	26.9	30.0	33.1
San Marino	135	0.3	0.1	0.1	0.1	0.1	0.1	0.2	0.0	0.0	0.0	0.0	0.0
Singapore	576	277.7	73.9	74.9	78.7	83.5	80.1	211.9	55.3	56.9	61.4	65.4	64.4
Sweden	144	135.2	35.2	36.3	36.4	39.3	41.8	142.0	36.9	38.1	38.5	43.0	43.1
Switzerland	146	259.6	67.6	66.6	69.6	68.3	71.8	311.4	74.2	77.7	74.4	82.9	84.4
Taiwan Prov.of China	528	212.9	54.9	57.0	58.3	61.9	59.9	382.7	94.8	100.9	113.3	118.2	109.5
United Kingdom	112	647.0	155.9	160.9	171.0	169.5	173.6	394.0	103.6	102.9	108.0	117.5	117.0
United States	111	2,089.6	523.8	560.6	571.6	596.8	579.6	1,391.9	365.6	377.9	368.2	389.1	394.3
Emerg. & Dev. Economies	200	5,728.5	1,495.8	1,599.7	1,647.0	1,769.9	1,720.4	6,578.7	1,725.1	1,792.8	1,887.0	2,014.0	1,991.2
Emerg. & Dev. Asia	505	2,688.8	728.0	768.6	798.2	876.3	844.1	3,573.1	896.4	944.9	1,026.9	1,079.4	1,028.5
American Samoa	859	0.2	0.0	0.0	0.0	0.0	0.0	0.0	0.0	0.0	0.0	0.0	0.0
Bangladesh	513	44.5	11.9	12.4	12.8	14.3	13.9	34.7	9.4	8.4	9.8	8.4	10.1
Bhutan	514	0.5	0.1	0.1	0.1	0.2	0.2	0.3	0.1	0.0	0.1	0.1	0.1
Brunei Darussalam	516	3.4	0.6	0.7	0.7	0.7	0.9	4.7	1.4	1.3	1.2	1.5	1.6
Cambodia	522	16.3	5.1	5.1	5.1	6.0	5.8	16.2	3.9	3.5	5.0	4.0	4.5
China,P.R.: Mainland	924	1,381.4	380.2	400.0	418.4	460.2	441.5	2,234.8	543.5	580.8	638.7	665.0	619.3
Fiji	819	2.0	0.5	0.5	0.6	0.6	0.6	0.7	0.2	0.2	0.2	0.2	0.2
F.T. French Polynesia	887	1.3	0.3	0.4	0.4	0.4	0.4	0.2	0.1	0.0	0.1	0.1	0.1
F.T. New Caledonia	839	2.0	0.5	0.5	0.5	0.6	0.6	1.4	0.4	0.4	0.4	0.4	0.5
Guam	829	0.7	0.3	0.3	0.3	0.3	0.3	0.1	0.0	0.0	0.1	0.1	0.0
India	534	348.6	101.0	107.1	102.8	114.1	114.9	250.3	70.8	71.9	69.2	75.7	77.0
Indonesia	536	140.4	32.8	34.9	39.8	43.5	43.2	166.4	45.2	45.8	47.9	52.3	52.2
Kiribati	826	0.1	0.0	0.0	0.0	0.0	0.0	0.1	0.0	0.0	0.1	0.1	0.1
Lao People's Dem.Rep	544	6.0	1.6	1.6	1.6	1.9	1.8	4.4	1.2	1.3	1.3	1.5	1.6
Malaysia	548	173.2	47.3	49.5	50.1	55.4	52.2	260.4	68.8	70.8	74.3	80.8	79.0
Maldives	556	1.9	0.5	0.5	0.5	0.6	0.6	0.3	0.1	0.1	0.1	0.1	0.1

World (001)

In Billions of U.S. Dollars

		Exports (FOB)						Imports (CIF)					
		2016	2017Q1	2017Q2	2017Q3	2017Q4	2018Q1	2016	2017Q1	2017Q2	2017Q3	2017Q4	2018Q1
Marshall Islands	867	4.5	3.2	3.5	4.3	2.9	4.3	0.4	0.1	0.1	0.2	0.1	0.1
Micronesia	868	0.3	0.0	0.1	0.1	0.1	0.1	0.0	0.0	0.0	0.0	0.0	0.0
Mongolia	948	3.1	0.8	1.1	1.1	1.2	1.0	4.6	1.2	1.7	1.5	1.6	1.3
Myanmar	518	22.1	6.0	5.7	5.9	6.9	6.7	11.6	2.8	3.1	3.5	3.6	3.7
Nepal	558	6.6	2.1	1.9	1.9	2.2	2.4	0.8	0.2	0.2	0.2	0.2	0.2
Palau	565	0.2	0.0	0.0	0.0	0.0	0.0	0.0	0.0	0.0	0.0	0.0	0.0
Papua New Guinea	853	4.5	1.0	1.1	1.2	1.2	1.1	9.1	2.4	2.6	2.7	2.8	2.4
Philippines	566	108.5	28.0	29.5	31.4	33.8	31.1	76.9	20.1	21.5	23.3	23.7	22.9
Samoa	862	0.3	0.1	0.1	0.1	0.1	0.1	0.1	0.0	0.0	0.0	0.0	0.0
Solomon Islands	813	0.4	0.1	0.1	0.1	0.1	0.1	0.6	0.2	0.2	0.2	0.2	0.3
Sri Lanka	524	18.1	4.9	4.6	5.0	5.5	5.8	10.2	2.7	2.5	2.8	2.8	2.8
Thailand	578	180.2	47.1	49.7	52.2	55.0	55.4	237.4	59.4	61.8	67.6	66.9	65.9
Timor-Leste	537	0.3	0.1	0.2	0.1	0.2	0.1	0.0	0.0	0.0	0.0	0.1	0.0
Tonga	866	0.2	0.0	0.0	0.0	0.0	0.0	0.0	0.0	0.0	0.0	0.0	0.0
Tuvalu	869	0.1	0.0	0.0	0.0	0.0	0.0	0.0	0.0	0.0	0.0	0.0	0.0
Vanuatu	846	0.4	0.1	0.1	0.2	0.1	0.1	0.3	0.1	0.1	0.1	0.1	0.1
Vietnam	582	202.1	51.6	57.0	60.4	67.6	58.7	211.7	55.1	62.1	68.5	72.4	68.4
Asia n.s.	598	14.4	0.3	0.3	0.3	0.3	0.3	34.2	7.2	4.4	7.8	14.7	13.9
Europe	170	979.5	252.9	282.6	295.9	311.0	314.4	1,012.6	278.4	290.8	296.6	325.0	332.6
Emerg. & Dev. Europe	903	659.3	171.7	187.2	194.4	206.4	216.4	586.7	152.0	161.2	165.4	178.0	180.1
Albania	914	4.5	1.0	1.4	1.3	1.4	1.2	2.1	0.5	0.6	0.6	0.7	0.7
Bosnia and Herzegovina	963	7.8	2.0	2.2	2.4	2.4	2.4	5.8	1.5	1.6	1.8	1.9	1.8
Bulgaria	918	29.8	7.9	8.4	8.8	9.9	9.9	26.0	7.0	7.4	7.9	8.3	8.3
Croatia	960	21.6	5.9	6.4	6.7	6.7	7.4	12.6	3.1	3.5	3.6	4.0	3.7
Faroe Islands	816	0.9	0.2	0.2	0.3	0.3	0.3	1.5	0.4	0.4	0.4	0.4	0.4
Gibraltar	823	7.9	2.2	2.2	1.9	2.3	2.5	0.3	0.1	0.1	0.1	0.2	0.1
Hungary	944	93.3	24.4	25.8	26.7	27.3	29.3	102.8	26.2	28.2	28.6	30.5	31.2
Kosovo	967	1.7	0.4	0.5	0.5	0.5	0.5	0.2	0.0	0.1	0.1	0.1	0.1
Macedonia, FYR	962	6.4	1.6	1.7	1.8	2.1	2.0	5.3	1.4	1.5	1.6	1.8	1.8
Montenegro	943	2.5	0.5	0.7	0.6	0.5	0.5	0.4	0.1	0.1	0.1	0.1	0.1
Poland	964	213.7	56.2	58.7	62.3	67.0	71.1	199.9	51.7	54.5	57.6	62.8	62.7
Romania	968	73.3	18.7	20.5	21.5	22.7	24.2	64.1	16.6	17.3	18.8	19.6	20.8
Serbia, Republic of	942	16.8	4.4	4.9	5.1	5.6	5.6	15.4	3.8	4.5	4.7	4.6	4.7
Turkey	186	179.0	46.3	53.6	54.5	57.8	59.5	150.2	39.5	41.4	39.6	43.1	43.7
CIS	901	317.1	80.6	94.5	100.6	103.6	97.1	423.4	125.5	128.7	130.2	146.0	151.5
Armenia	911	2.5	0.6	0.7	0.8	1.0	0.9	1.8	0.4	0.6	0.6	0.6	0.6
Azerbaijan, Rep. of	912	7.7	1.5	2.4	2.0	2.2	2.0	12.9	4.4	4.4	4.4	4.9	5.3
Belarus	913	23.2	6.1	7.1	7.3	8.3	7.9	18.8	5.0	5.7	6.1	5.8	6.2
Georgia	915	7.5	1.6	2.0	2.2	2.4	2.1	2.0	0.6	0.6	0.6	0.7	0.7
Kazakhstan	916	28.6	7.2	8.8	9.2	9.9	8.4	30.4	9.9	10.3	9.9	12.0	12.4
Kyrgyz Republic	917	8.2	1.8	2.1	3.0	2.0	2.0	1.0	0.3	0.4	0.3	0.4	0.4
Moldova	921	4.3	1.1	1.2	1.3	1.5	1.5	2.3	0.6	0.6	0.7	1.0	0.9
Russian Federation	922	178.3	46.0	53.6	57.4	57.4	54.8	298.1	89.3	89.5	90.7	102.6	107.4
Tajikistan	923	3.7	0.6	0.8	0.9	1.0	0.8	0.9	0.3	0.4	0.2	0.3	0.3
Turkmenistan	925	4.9	1.0	1.6	1.1	0.7	0.4	8.0	2.1	2.1	2.0	1.8	2.2
Ukraine	926	38.7	10.7	11.5	12.4	13.8	12.9	39.0	11.2	11.8	11.6	13.4	13.0
Uzbekistan	927	9.5	2.3	2.7	3.1	3.5	3.5	8.2	1.6	2.3	3.2	2.6	2.2
Europe n.s.	884	3.1	0.7	0.9	0.9	1.0	0.9	2.6	0.8	0.8	1.0	1.0	1.0
Mid East, N Africa, Pak	440	862.1	214.5	225.2	218.4	241.0	224.8	742.1	222.7	210.8	209.8	240.9	256.3
Afghanistan, I.R. of	512	7.0	1.4	1.9	2.1	2.0	2.2	1.1	0.2	0.2	0.3	0.4	0.2
Algeria	612	48.1	10.4	12.4	10.6	12.3	11.4	29.9	9.2	8.9	8.0	9.4	10.1
Bahrain, Kingdom of	419	13.8	3.7	3.9	3.8	4.5	4.3	7.7	2.6	2.7	2.4	2.9	2.6
Djibouti	611	5.3	1.2	1.5	1.5	1.4	1.2	0.2	0.1	0.1	0.1	0.1	0.0
Egypt	469	71.6	17.0	18.1	19.2	21.5	19.1	25.0	7.2	7.5	6.9	7.6	7.7
Iran, I.R. of	429	64.1	16.1	17.6	17.5	20.1	17.1	49.5	18.6	15.2	16.9	18.8	20.4
Iraq	433	28.8	7.4	8.1	8.2	8.8	7.6	49.2	17.2	16.4	16.8	17.7	22.4
Jordan	439	18.2	5.1	4.7	4.8	5.3	4.7	7.3	1.8	1.8	2.0	2.2	1.9
Kuwait	443	26.8	7.2	7.6	7.4	7.8	7.1	44.3	13.5	12.1	12.4	14.8	16.0
Lebanon	446	17.7	4.7	4.6	4.7	4.9	4.6	3.5	0.9	1.0	0.9	1.1	1.0
Libya	672	9.0	2.0	2.0	2.1	2.4	2.3	9.6	4.0	3.7	5.1	6.6	7.5

World (001)

In Billions of U.S. Dollars

		Exports (FOB)						Imports (CIF)					
		2016	2017Q1	2017Q2	2017Q3	2017Q4	2018Q1	2016	2017Q1	2017Q2	2017Q3	2017Q4	2018Q1
Mauritania	682	2.9	0.7	0.9	0.8	0.9	0.9	2.3	0.6	0.7	0.7	0.7	0.7
Morocco	686	36.9	9.5	10.0	9.3	11.2	11.5	24.9	7.0	6.9	6.2	7.5	7.8
Oman	449	31.5	8.2	7.9	8.5	10.0	8.9	27.8	7.9	7.3	7.9	9.3	10.0
Pakistan	564	52.5	14.6	15.2	14.7	16.0	15.6	21.7	5.7	5.4	5.8	6.0	6.2
Qatar	453	29.0	6.8	6.2	7.1	8.4	8.4	56.0	15.9	14.4	15.3	17.3	19.9
Saudi Arabia	456	128.5	29.4	31.9	29.7	31.6	30.4	176.0	53.7	50.4	48.4	58.6	61.7
Somalia	726	2.3	0.6	0.7	0.7	0.7	0.7	0.7	0.1	0.1	0.2	0.1	0.1
Sudan	732	8.5	2.1	2.5	2.1	2.5	2.0	4.1	1.3	1.5	1.1	1.2	1.2
Syrian Arab Republic	463	4.4	1.3	1.2	1.2	1.3	1.3	0.8	0.2	0.2	0.2	0.2	0.2
Tunisia	744	18.4	4.9	4.6	4.3	5.4	5.7	13.7	3.4	3.6	3.3	4.0	4.3
United Arab Emirates	466	228.4	58.1	59.4	56.3	59.8	55.5	183.3	50.4	49.6	47.8	53.2	53.0
West Bank and Gaza	487	0.8	0.2	0.2	0.2	0.3	0.2	0.1	0.0	0.0	0.0	0.0	0.0
Yemen, Republic of	474	7.4	1.7	1.9	1.8	2.0	1.9	1.0	0.7	0.6	0.6	0.6	0.5
Middle East n.s.	489	0.0	0.0	0.0	0.0	0.0	0.0	2.3	0.6	0.7	0.5	0.6	0.5
Sub-Saharan Africa	603	304.9	74.8	82.7	81.1	85.6	84.1	294.2	79.2	82.4	84.9	91.4	95.7
Angola	614	11.4	3.0	3.1	3.2	2.9	2.5	28.6	8.3	8.6	9.0	9.1	10.3
Benin	638	5.3	1.1	1.4	1.5	1.3	1.5	1.4	0.3	0.5	0.4	0.3	0.4
Botswana	616	5.6	1.3	1.5	1.4	1.5	1.5	7.3	1.9	1.9	1.6	2.0	1.7
Burkina Faso	748	2.5	0.8	0.8	0.7	0.7	0.9	2.0	0.6	0.7	0.7	0.7	0.8
Burundi	618	0.4	0.1	0.1	0.1	0.1	0.1	0.2	0.0	0.0	0.0	0.1	0.1
Cabo Verde	624	0.7	0.1	0.2	0.2	0.2	0.2	0.3	0.0	0.0	0.0	0.0	0.0
Cameroon	622	5.6	1.2	1.5	1.5	1.7	1.7	4.2	1.2	1.2	1.2	1.2	1.1
Central African Rep.	626	0.2	0.1	0.1	0.1	0.1	0.1	0.1	0.0	0.0	0.0	0.0	0.0
Chad	628	0.6	0.1	0.1	0.2	0.2	0.2	1.7	0.3	0.2	0.3	0.5	0.4
Comoros	632	0.5	0.1	0.1	0.1	0.1	0.1	0.1	0.0	0.0	0.0	0.0	0.0
Congo, Dem. Rep. of	636	4.8	1.0	1.4	1.2	1.4	1.4	6.1	1.6	1.9	2.3	2.5	2.8
Congo, Republic of	634	5.1	0.7	0.7	0.7	0.7	0.6	5.6	1.5	1.6	2.1	2.2	2.5
Côte d'Ivoire	662	8.9	2.3	2.7	2.6	2.7	2.7	11.1	3.3	3.1	2.9	2.7	3.3
Equatorial Guinea	642	1.2	0.2	0.2	0.2	0.2	0.2	5.0	1.4	1.3	1.2	1.5	1.7
Eritrea	643	0.3	0.1	0.1	0.1	0.1	0.1	0.4	0.1	0.1	0.1	0.1	0.1
Ethiopia	644	11.1	2.5	3.3	2.5	2.7	2.1	3.1	0.7	0.9	0.9	0.7	0.8
Gabon	646	2.2	0.6	0.5	0.6	0.6	0.5	5.3	1.7	1.4	1.7	1.7	2.2
Gambia, The	648	0.9	0.3	0.3	0.3	0.3	0.3	0.2	0.0	0.0	0.1	0.1	0.0
Ghana	652	15.1	3.6	4.1	4.2	4.4	4.2	12.5	3.4	3.3	2.9	3.2	3.8
Guinea	656	3.5	1.0	1.1	1.0	1.0	1.2	3.5	1.5	1.8	1.6	1.5	1.5
Guinea-Bissau	654	0.4	0.1	0.1	0.1	0.1	0.1	0.4	0.0	0.0	0.2	0.1	0.0
Kenya	664	18.0	4.4	4.9	4.5	4.7	4.8	5.7	1.5	1.4	1.4	1.5	1.6
Lesotho	666	1.4	0.3	0.5	0.4	0.4	0.4	1.0	0.3	0.3	0.3	0.3	0.4
Liberia	668	10.0	2.8	2.3	1.8	1.8	2.2	1.1	0.2	0.2	0.4	0.5	0.4
Madagascar	674	3.2	0.8	0.9	1.0	1.1	0.9	2.7	0.9	0.9	0.8	1.0	1.1
Malawi	676	1.5	0.4	0.5	0.4	0.4	0.4	1.0	0.2	0.3	0.3	0.2	0.3
Mali	678	3.7	0.8	0.9	0.8	0.9	1.0	2.8	0.3	0.5	0.4	0.5	0.8
Mauritius	684	4.2	1.1	1.1	1.0	1.4	1.0	2.5	0.5	0.6	0.7	0.7	0.6
Mozambique	688	8.0	2.3	2.0	2.5	2.7	2.6	4.5	1.5	1.7	1.5	1.7	1.5
Namibia	728	6.4	1.3	1.3	1.4	1.5	1.5	3.9	1.0	1.2	1.1	1.3	1.5
Niger	692	1.0	0.3	0.3	0.3	0.3	0.4	0.7	0.2	0.2	0.1	0.1	0.2
Nigeria	694	32.2	8.2	9.7	8.9	11.4	10.2	37.8	11.1	11.3	12.1	14.1	15.8
Rwanda	714	1.5	0.3	0.4	0.3	0.3	0.3	0.5	0.1	0.1	0.2	0.2	0.2
São Tomé & Príncipe	716	0.1	0.0	0.0	0.0	0.0	0.0	0.0	0.0	0.0	0.0	0.0	0.0
Senegal	722	8.7	2.2	2.5	2.5	2.7	2.7	3.1	0.8	0.9	0.8	1.0	0.9
Seychelles	718	1.0	0.3	0.3	0.3	0.3	0.3	0.6	0.1	0.2	0.2	0.1	0.1
Sierra Leone	724	1.0	0.3	0.3	0.3	0.3	0.3	0.7	0.2	0.2	0.2	0.3	0.2
South Africa	199	82.6	20.4	22.1	22.7	21.9	22.4	104.2	26.1	27.5	29.4	30.8	29.6
South Sudan, Rep. of	733	0.4	0.2	0.2	0.2	0.2	0.2	1.5	0.4	0.3	0.2	0.4	0.5
Swaziland	734	1.4	0.4	0.4	0.4	0.5	0.4	1.8	0.5	0.4	0.5	0.5	0.5
Tanzania	738	10.6	2.4	2.4	2.6	2.9	2.7	5.3	1.5	1.3	1.1	1.2	1.3
Togo	742	7.8	2.1	2.4	2.2	2.2	2.7	2.1	0.7	0.7	0.8	0.7	0.7
Uganda	746	3.7	0.9	0.9	1.1	1.2	1.0	2.1	0.7	0.7	0.7	0.7	0.7
Zambia	754	5.9	1.4	1.7	1.9	2.0	2.0	7.2	1.8	2.0	2.1	2.4	2.5
Zimbabwe	698	3.6	0.8	1.0	1.0	1.0	1.0	2.3	0.7	0.7	0.6	0.6	0.7

World (001)

In Billions of U.S. Dollars

		Exports (FOB)						Imports (CIF)					
		2016	2017Q1	2017Q2	2017Q3	2017Q4	2018Q1	2016	2017Q1	2017Q2	2017Q3	2017Q4	2018Q1
Africa n.s.	799	0.5	0.3	0.3	0.4	0.4	0.4	0.2	0.1	0.0	0.0	0.0	0.0
Western Hemisphere	205	893.2	225.6	240.6	253.4	256.0	252.9	956.7	248.4	263.9	268.7	277.4	278.1
Antigua and Barbuda	311	1.1	0.3	0.3	0.3	0.4	0.3	0.3	0.1	0.1	0.1	0.1	0.1
Argentina	213	52.0	13.4	16.3	17.2	16.4	16.4	61.1	14.1	15.3	17.2	16.7	15.0
Aruba	314	2.0	0.5	0.5	0.5	0.5	0.4	0.2	0.0	0.1	0.0	0.1	0.0
Bahamas, The	313	7.3	2.0	2.4	2.3	2.3	2.3	1.6	0.3	0.3	0.4	0.3	0.3
Barbados	316	1.2	0.3	0.4	0.4	0.4	0.3	0.3	0.1	0.1	0.1	0.1	0.1
Belize	339	0.9	0.2	0.3	0.3	0.3	0.2	0.4	0.1	0.2	0.1	0.2	0.1
Bermuda	319	3.1	0.8	0.6	0.3	0.5	0.7	0.5	0.0	0.0	0.1	0.1	0.1
Bolivia	218	7.6	1.8	1.8	1.9	2.0	1.8	7.0	1.5	1.9	2.0	2.1	2.1
Brazil	223	143.8	36.0	40.5	45.0	44.8	43.6	201.3	51.2	60.7	62.1	60.9	57.9
Chile	228	56.2	14.2	15.0	16.0	16.3	15.9	62.5	18.4	16.5	17.6	18.8	22.4
Colombia	233	41.6	10.9	10.4	11.1	11.1	11.0	37.3	11.1	10.1	10.5	11.3	11.6
Costa Rica	238	13.5	3.3	3.4	3.4	3.7	3.3	12.8	3.2	3.7	3.4	3.5	3.5
Curacao	354	0.8	0.2	0.3	0.3	0.4	0.6	0.9	0.1	0.1	0.1	0.1	0.1
Dominica	321	0.5	0.1	0.1	0.1	0.2	0.2	0.2	0.0	0.0	0.0	0.0	0.0
Dominican Republic	243	16.1	4.0	4.0	3.9	4.5	4.3	8.9	2.0	2.4	2.3	2.4	2.2
Ecuador	248	14.3	3.9	4.3	4.7	5.1	4.8	17.9	5.2	5.0	4.6	5.0	5.2
El Salvador	253	8.0	2.0	2.1	2.1	2.2	2.2	5.5	1.4	1.5	1.5	1.5	1.4
Falkland Islands	323	0.1	0.0	0.0	0.0	0.0	0.0	0.3	0.0	0.1	0.0	0.1	0.0
Greenland	326	0.7	0.2	0.2	0.2	0.2	0.1	0.9	0.2	0.2	0.3	0.3	0.2
Grenada	328	0.2	0.1	0.1	0.1	0.1	0.1	0.0	0.0	0.0	0.0	0.0	0.0
Guatemala	258	14.6	3.7	4.0	4.2	4.3	4.0	10.8	3.0	3.1	2.9	2.7	2.9
Guyana	336	1.4	0.3	0.4	0.4	0.4	0.5	1.6	0.4	0.4	0.4	0.4	0.4
Haiti	263	3.4	0.9	1.0	1.1	1.1	1.0	1.1	0.3	0.3	0.3	0.3	0.3
Honduras	268	9.9	2.5	2.6	2.7	2.7	2.6	8.3	2.1	2.3	2.3	2.0	2.2
Jamaica	343	4.4	1.2	1.4	1.3	1.4	1.4	1.1	0.3	0.3	0.3	0.3	0.4
Mexico	273	360.0	90.4	95.6	99.6	100.5	99.5	401.2	102.9	108.8	107.7	115.1	114.5
Netherlands Antilles	353	3.9	0.8	0.8	0.7	0.7	0.7	0.9	0.2	0.2	0.3	0.2	0.1
Nicaragua	278	6.1	1.4	1.5	1.5	1.7	1.5	5.8	1.3	1.4	1.4	1.4	1.4
Panama	283	35.3	10.0	9.6	9.5	9.9	10.3	5.7	1.8	1.8	1.8	1.8	1.8
Paraguay	288	8.6	2.4	2.6	2.8	2.8	2.7	6.6	1.4	2.0	1.8	1.8	1.4
Peru	293	33.0	8.5	8.8	9.4	9.7	9.6	37.4	11.1	10.5	11.7	12.4	12.7
Sint Maarten	352	0.2	0.1	0.1	0.1	0.2	0.2	0.1	0.0	0.0	0.0	0.0	0.0
St. Kitts and Nevis	361	0.4	0.1	0.1	0.1	0.1	0.1	0.1	0.0	0.0	0.0	0.0	0.0
St. Lucia	362	1.1	0.4	0.3	0.5	0.5	0.6	0.2	0.0	0.0	0.0	0.0	0.0
St. Vincent & Grens.	364	0.3	0.1	0.1	0.1	0.1	0.1	0.2	0.0	0.1	0.1	0.0	0.0
Suriname	366	1.1	0.3	0.3	0.3	0.4	0.4	1.5	0.5	0.5	0.6	0.6	0.5
Trinidad and Tobago	369	5.9	1.3	1.3	1.4	1.6	1.4	8.6	2.5	2.5	2.4	2.6	3.2
Uruguay	298	10.7	2.7	2.8	2.8	3.1	2.9	9.3	2.1	2.3	2.9	2.8	2.5
Venezuela, Rep. Bol.	299	15.2	2.8	2.8	2.6	2.3	3.0	29.2	8.5	8.0	7.7	8.0	9.9
Western Hem. n.s.	399	6.8	1.4	1.6	2.0	1.4	1.8	7.0	0.9	1.2	1.3	1.4	1.2
Other Countries n.i.e	910	11.2	2.7	2.9	2.9	3.0	2.2	4.9	1.1	1.2	1.1	0.7	0.5
Cuba	928	7.7	1.9	1.9	1.9	2.1	1.8	1.7	0.5	0.7	0.5	0.4	0.4
Korea, Dem. People's Rep.	954	3.5	0.8	1.0	0.9	0.9	0.5	3.1	0.6	0.5	0.7	0.3	0.1
Special Categories	899	39.4	9.3	11.1	11.9	12.6	13.1	143.5	2.7	2.6	2.7	3.3	3.0
Countries & Areas n.s.	898	52.5	17.2	16.7	16.8	17.9	17.6	171.6	51.1	57.5	64.9	63.2	59.1
Memorandum Items													
Africa	605	426.9	104.1	115.2	110.2	119.8	117.3	368.5	100.5	103.8	104.1	114.0	119.5
Middle East	405	680.2	169.1	175.3	172.3	188.6	173.6	643.5	195.2	183.5	184.3	211.5	225.5
European Union	998	5,254.7	1,369.4	1,408.2	1,450.0	1,540.2	1,626.4	5,276.8	1,343.6	1,405.0	1,449.9	1,566.0	1,593.2
Export earnings: fuel	080	976.5	241.2	261.4	259.0	276.8	257.9	1,174.1	354.1	340.9	343.7	390.4	418.6
Export earnings: nonfuel	092	14,857.7	3,850.8	4,036.8	4,166.7	4,430.7	4,436.5	15,014.6	3,813.0	3,991.7	4,144.5	4,394.3	4,354.0

Advanced Economies (110)

In Billions of U.S. Dollars

		Exports (FOB)						Imports (CIF)					
		2016	2017Q1	2017Q2	2017Q3	2017Q4	2018Q1	2016	2017Q1	2017Q2	2017Q3	2017Q4	2018Q1
IFS World		9,537.1	2,457.7	9,994.2	2,580.5
World	001	9,712.6	2,516.0	2,610.2	2,680.6	2,835.8	2,876.7	10,185.3	2,601.4	2,690.6	2,775.4	2,935.6	2,981.5
Advanced Economies	110	6,358.6	1,644.6	1,692.4	1,722.5	1,811.8	1,887.8	6,188.9	1,578.0	1,632.3	1,652.1	1,759.1	1,808.5
Euro Area	163	2,810.2	732.8	748.2	758.9	815.8	869.7	3,096.1	785.6	817.2	832.1	903.5	936.7
Austria	122	128.9	33.8	33.9	35.5	37.5	39.2	121.0	30.8	32.4	34.1	35.8	37.9
Belgium	124	285.4	74.6	74.8	74.3	80.1	87.0	302.2	76.9	78.1	79.8	86.0	91.2
Cyprus	423	7.1	1.9	1.8	2.1	2.5	2.4	2.1	0.5	0.5	0.5	0.5	0.6
Estonia	939	11.9	3.2	3.3	3.3	3.6	3.6	11.0	2.6	2.7	2.9	3.0	3.0
Finland	172	47.7	12.4	13.0	13.5	14.3	14.8	47.4	11.9	12.7	14.0	14.4	14.7
France	132	472.2	122.0	125.0	124.6	137.7	141.6	394.1	98.3	102.5	103.2	115.3	113.7
Germany	134	764.3	201.4	201.5	209.5	217.4	234.5	930.4	234.1	243.2	250.5	263.8	278.1
Greece	174	28.3	7.3	7.4	7.8	7.9	8.7	14.1	3.7	4.0	3.9	4.2	4.7
Ireland	178	62.9	15.0	17.0	16.4	19.1	20.0	142.8	35.1	37.3	35.5	40.1	43.1
Italy	136	276.0	73.1	74.4	72.8	80.7	88.2	325.7	81.3	89.2	88.1	96.6	98.1
Latvia	941	11.1	2.7	3.2	3.6	3.3	3.4	9.1	2.3	2.3	2.6	2.8	2.8
Lithuania	946	16.2	4.2	4.6	4.9	5.0	5.1	16.5	4.3	4.5	4.9	5.4	5.4
Luxembourg	137	20.1	5.2	5.7	5.4	6.1	6.5	16.7	4.1	4.1	4.2	4.3	4.7
Malta	181	8.4	1.8	2.2	2.1	2.3	2.8	4.2	0.8	0.9	0.8	0.7	0.8
Netherlands	138	329.7	85.5	88.1	91.3	98.4	105.4	438.2	115.2	115.5	122.2	136.5	140.3
Portugal	182	53.8	14.1	15.1	15.3	16.4	17.5	42.5	11.0	11.3	11.5	12.2	13.0
Slovak Republic	936	52.7	13.0	13.8	14.5	15.1	15.7	54.3	13.6	14.6	14.5	16.3	15.8
Slovenia	961	21.0	5.7	6.0	6.0	6.6	7.1	20.3	5.1	5.6	5.8	6.1	6.4
Spain	184	212.5	55.8	57.3	56.1	62.0	66.3	203.5	53.9	55.7	53.1	59.4	62.3
Australia	193	106.2	27.1	32.7	33.1	31.1	31.5	91.9	25.4	26.4	26.7	25.6	28.0
Canada	156	328.4	83.0	89.9	87.4	89.6	92.1	332.0	88.5	91.5	87.2	92.9	93.0
China,P.R.: Hong Kong	532	249.1	66.5	66.3	69.6	73.4	71.7	47.1	10.6	11.4	10.4	8.9	8.5
China,P.R.: Macao	546	7.3	1.9	1.7	1.9	2.2	2.3	1.2	0.3	0.3	0.3	0.4	0.3
Czech Republic	935	99.8	25.6	27.1	28.1	30.7	31.8	126.0	32.1	33.6	34.1	38.2	38.9
Denmark	128	68.5	17.7	18.2	18.4	20.2	20.7	70.6	18.0	18.3	19.7	20.1	21.0
Iceland	176	5.1	1.2	1.5	1.3	1.4	1.5	4.0	1.0	1.2	1.2	1.3	1.3
Israel	436	43.7	10.5	10.5	10.5	11.7	12.0	44.9	12.1	12.0	11.3	11.6	12.0
Japan	158	243.6	64.3	66.3	70.0	72.1	74.8	380.0	90.3	90.3	93.6	95.0	95.3
Korea, Republic of	542	191.0	51.8	56.3	56.0	57.7	58.9	215.6	56.9	58.5	59.5	64.8	60.8
New Zealand	196	21.4	5.4	5.5	6.5	6.6	6.0	19.7	4.5	5.5	5.5	4.7	5.0
Norway	142	63.4	15.2	16.9	18.6	17.2	18.5	80.8	25.7	22.5	23.5	26.5	29.4
San Marino	135	0.2	0.1	0.1	0.1	0.1	0.1	0.1	0.0	0.0	0.0	0.0	0.0
Singapore	576	131.6	34.8	36.0	37.0	39.5	38.2	107.5	25.6	27.0	29.3	29.0	30.0
Sweden	144	111.3	29.0	30.0	29.8	32.5	34.2	111.0	28.8	29.4	29.7	33.3	33.4
Switzerland	146	192.6	53.7	52.8	53.1	53.9	56.0	216.6	50.1	52.4	52.8	54.6	56.9
Taiwan Prov.of China	528	132.1	35.4	35.1	35.9	37.7	37.2	177.0	45.5	47.6	52.1	52.5	50.1
United Kingdom	112	492.6	119.7	121.6	128.1	126.7	133.1	308.7	81.3	79.8	83.4	91.0	91.9
United States	111	1,060.4	269.1	275.8	278.3	291.6	297.6	758.3	195.7	207.3	199.5	205.2	216.0
Emerg. & Dev. Economies	200	3,304.5	857.2	902.6	941.3	1,006.4	972.1	3,956.8	1,013.3	1,044.7	1,107.3	1,165.2	1,161.2
Emerg. & Dev. Asia	505	1,631.2	434.0	458.9	484.5	522.2	493.0	2,253.7	550.3	579.5	634.5	656.5	624.5
American Samoa	859	0.1	0.0	0.0	0.0	0.0	0.0	0.0	0.0	0.0	0.0	0.0	0.0
Bangladesh	513	12.9	3.6	3.6	4.0	4.1	4.0	28.5	7.6	6.7	8.1	6.6	8.1
Bhutan	514	0.1	0.0	0.0	0.0	0.0	0.0	0.0	0.0	0.0	0.0	0.0	0.0
Brunei Darussalam	516	2.0	0.3	0.4	0.3	0.3	0.3	3.1	0.8	0.7	0.7	1.0	1.2
Cambodia	522	4.4	1.9	1.6	1.5	2.0	1.8	12.5	2.9	2.6	3.7	3.0	3.3
China,P.R.: Mainland	924	1,017.7	272.3	286.2	304.3	330.9	306.4	1,528.3	363.3	385.0	426.6	447.3	409.7
Fiji	819	1.3	0.3	0.3	0.4	0.4	0.4	0.5	0.1	0.1	0.2	0.2	0.1
F.T. French Polynesia	887	1.2	0.3	0.3	0.3	0.3	0.3	0.2	0.0	0.0	0.1	0.1	0.0
F.T. New Caledonia	839	1.8	0.4	0.5	0.5	0.6	0.5	0.8	0.1	0.2	0.2	0.2	0.2
Guam	829	0.7	0.2	0.1	0.2	0.2	0.2	0.0	0.0	0.0	0.0	0.0	0.0
India	534	136.8	39.9	43.0	40.6	44.2	43.8	126.5	35.1	35.9	35.8	35.8	38.8
Indonesia	536	73.1	15.4	17.3	21.2	21.9	22.5	89.5	22.0	23.0	24.6	25.3	26.2
Kiribati	826	0.1	0.0	0.0	0.0	0.0	0.0	0.0	0.0	0.0	0.0	0.0	0.0
Lao People's Dem.Rep	544	0.5	0.1	0.1	0.2	0.2	0.1	0.6	0.1	0.1	0.2	0.2	0.2
Malaysia	548	99.6	26.0	27.6	28.4	30.9	29.6	146.2	39.2	40.0	41.8	46.3	46.2
Maldives	556	0.5	0.1	0.2	0.1	0.2	0.2	0.1	0.0	0.0	0.0	0.0	0.0

Advanced Economies (110)

In Billions of U.S. Dollars

		Exports (FOB)						Imports (CIF)					
		2016	2017Q1	2017Q2	2017Q3	2017Q4	2018Q1	2016	2017Q1	2017Q2	2017Q3	2017Q4	2018Q1
Marshall Islands	867	2.3	1.7	2.5	3.6	2.3	3.1	0.3	0.1	0.0	0.1	0.1	0.1
Mongolia	948	1.0	0.3	0.3	0.3	0.3	0.3	0.9	0.0	0.3	0.3	0.2	0.1
Myanmar	518	5.5	1.6	1.3	1.3	1.4	1.4	3.1	0.9	0.8	1.3	1.1	1.2
Nepal	558	0.6	0.4	0.2	0.2	0.2	0.2	0.3	0.1	0.1	0.1	0.1	0.1
Palau	565	0.1	0.0	0.0	0.0	0.0	0.0	0.0	0.0	0.0	0.0	0.0	0.0
Papua New Guinea	853	2.9	0.6	0.7	0.7	0.7	0.7	6.6	1.6	1.9	1.8	1.8	1.6
Philippines	566	53.8	14.4	15.1	16.2	16.7	15.8	47.4	12.7	13.4	14.2	14.5	14.4
Samoa	862	0.2	0.1	0.1	0.1	0.1	0.1	0.0	0.0	0.0	0.0	0.0	0.0
Solomon Islands	813	0.2	0.1	0.1	0.1	0.1	0.1	0.1	0.0	0.0	0.0	0.0	0.0
Sri Lanka	524	5.9	1.7	1.7	1.8	1.9	2.0	7.0	1.8	1.7	1.9	1.9	1.9
Thailand	578	92.8	25.3	26.1	27.8	29.2	28.9	118.4	28.9	30.0	33.4	31.9	31.8
Timor-Leste	537	0.1	0.0	0.0	0.0	0.0	0.0	0.0	0.0	0.0	0.0	0.1	0.0
Tonga	866	0.1	0.0	0.0	0.0	0.0	0.0	0.0	0.0	0.0	0.0	0.0	0.0
Vanuatu	846	0.2	0.0	0.0	0.0	0.1	0.0	0.1	0.0	0.0	0.0	0.0	0.0
Vietnam	582	101.7	26.9	29.5	30.0	32.7	30.0	129.9	32.7	36.7	39.4	38.8	39.0
Asia n.s.	598	10.8	0.1	0.1	0.2	0.2	0.1	2.7	0.1	0.0	0.0	0.0	0.0
Europe	170	585.6	149.9	165.1	172.9	181.2	186.7	613.5	168.2	172.6	176.0	189.3	203.1
Emerg. & Dev. Europe	903	449.4	114.9	124.9	130.4	137.9	144.1	410.9	105.0	110.7	114.0	123.4	128.2
Albania	914	2.8	0.6	0.8	0.8	0.8	0.8	1.5	0.4	0.4	0.4	0.5	0.5
Bosnia and Herzegovina	963	4.0	1.0	1.1	1.2	1.2	1.2	3.5	0.9	1.0	1.0	1.1	1.1
Bulgaria	918	16.4	4.1	4.6	4.7	5.3	5.3	15.4	3.9	4.3	4.6	4.9	4.9
Croatia	960	14.8	3.9	4.2	4.5	4.3	4.8	8.4	2.1	2.3	2.4	2.7	2.6
Faroe Islands	816	0.8	0.2	0.2	0.2	0.3	0.3	0.9	0.2	0.2	0.2	0.2	0.2
Gibraltar	823	5.9	1.8	1.8	1.7	1.8	2.1	0.2	0.1	0.0	0.0	0.1	0.0
Hungary	944	70.5	18.6	19.4	19.9	20.4	22.0	76.7	19.3	20.5	21.0	22.2	23.0
Kosovo	967	0.7	0.2	0.2	0.2	0.2	0.2	0.1	0.0	0.0	0.0	0.0	0.0
Macedonia, FYR	962	4.0	1.0	1.1	1.1	1.3	1.3	3.7	0.9	1.0	1.1	1.2	1.2
Montenegro	943	1.0	0.2	0.2	0.3	0.3	0.2	0.1	0.0	0.0	0.0	0.0	0.0
Poland	964	167.2	43.3	45.4	48.2	51.4	54.3	164.1	42.5	44.3	46.6	51.0	51.6
Romania	968	48.6	12.5	13.5	14.0	15.0	15.8	43.2	11.3	11.6	12.7	13.3	14.4
Serbia, Republic of	942	9.6	2.5	2.7	2.8	2.9	3.2	8.3	2.0	2.3	2.3	2.3	2.6
Turkey	186	103.1	24.9	29.7	30.7	32.7	32.6	84.9	21.3	22.7	21.6	24.0	25.8
CIS	901	134.7	34.7	39.8	42.1	42.9	42.1	202.5	63.1	61.8	61.9	65.8	74.8
Armenia	911	0.7	0.2	0.2	0.3	0.3	0.3	0.6	0.2	0.2	0.2	0.2	0.2
Azerbaijan, Rep. of	912	3.3	0.5	0.9	0.7	0.7	0.7	9.2	3.1	3.2	3.2	3.5	4.1
Belarus	913	4.6	1.1	1.4	1.5	1.6	1.5	2.8	0.6	0.8	0.8	0.8	1.1
Georgia	915	2.4	0.5	0.6	0.7	0.7	0.7	0.7	0.2	0.2	0.2	0.2	0.2
Kazakhstan	916	7.2	1.5	1.8	1.7	2.0	1.9	14.9	5.2	5.2	4.9	5.8	6.4
Kyrgyz Republic	917	0.4	0.1	0.1	0.1	0.1	0.1	0.1	0.1	0.2	0.0	0.2	0.1
Moldova	921	1.2	0.3	0.3	0.4	0.4	0.4	0.9	0.2	0.2	0.3	0.4	0.4
Russian Federation	922	94.4	25.0	28.5	30.7	30.7	30.3	157.2	49.1	46.6	46.8	49.8	56.6
Tajikistan	923	0.2	0.0	0.0	0.1	0.1	0.1	0.2	0.0	0.1	0.0	0.0	0.0
Turkmenistan	925	2.1	0.4	0.5	0.3	0.2	0.1	0.6	0.1	0.1	0.0	0.0	0.0
Ukraine	926	15.0	4.3	4.5	4.8	5.2	5.1	12.2	3.8	4.1	3.8	4.1	4.9
Uzbekistan	927	3.2	0.7	0.8	0.9	0.9	1.0	3.1	0.5	0.9	1.7	0.9	0.9
Europe n.s.	884	1.5	0.3	0.4	0.4	0.4	0.4	0.1	0.0	0.0	0.0	0.0	0.0
Mid East, N Africa, Pak	440	389.5	96.1	95.0	94.1	107.5	97.3	352.2	104.8	96.4	97.1	111.3	121.7
Afghanistan, I.R. of	512	1.4	0.3	0.4	0.5	0.3	0.4	0.1	0.0	0.0	0.0	0.0	0.0
Algeria	612	26.9	5.3	7.1	5.4	6.5	5.8	24.0	7.4	6.8	5.7	7.1	8.2
Bahrain, Kingdom of	419	4.8	1.2	1.4	1.4	1.7	1.5	2.5	0.7	0.9	0.8	1.1	1.0
Djibouti	611	0.7	0.2	0.2	0.2	0.2	0.1	0.1	0.0	0.0	0.0	0.0	0.0
Egypt	469	30.9	7.8	7.1	7.3	8.3	7.5	10.1	2.9	3.0	2.8	2.8	3.3
Iran, I.R. of	429	14.6	4.2	4.1	4.7	5.5	4.5	15.7	7.1	4.5	5.9	6.8	6.9
Iraq	433	7.5	2.0	1.8	1.8	1.8	1.8	24.2	8.6	8.3	7.7	9.0	10.4
Jordan	439	8.0	2.3	2.0	2.1	2.4	2.0	2.5	0.7	0.6	0.7	0.7	0.7
Kuwait	443	13.7	3.9	4.1	3.8	4.0	3.6	23.7	7.1	6.0	6.6	7.0	7.4
Lebanon	446	9.7	2.6	2.5	2.8	2.8	2.5	0.8	0.3	0.2	0.2	0.2	0.3
Libya	672	4.7	1.0	1.0	1.1	1.3	1.2	6.0	3.0	2.8	4.1	5.6	6.0
Mauritania	682	0.9	0.2	0.2	0.2	0.3	0.3	1.0	0.3	0.3	0.3	0.3	0.3
Morocco	686	25.8	6.7	7.0	6.5	7.9	8.1	17.4	5.1	4.9	4.2	5.2	5.9

Advanced Economies (110)

In Billions of U.S. Dollars

		Exports (FOB)						Imports (CIF)					
		2016	2017Q1	2017Q2	2017Q3	2017Q4	2018Q1	2016	2017Q1	2017Q2	2017Q3	2017Q4	2018Q1
Oman	449	11.2	2.9	2.9	3.2	4.0	3.5	7.1	2.1	1.7	1.8	2.0	2.4
Pakistan	564	14.0	4.1	3.9	3.9	4.6	4.3	12.0	3.2	3.1	3.4	3.2	3.4
Qatar	453	19.2	4.3	3.5	4.9	5.5	5.6	33.9	9.2	8.0	8.9	10.3	12.1
Saudi Arabia	456	73.1	16.5	17.3	16.4	18.8	16.6	89.3	26.5	25.3	23.3	27.5	29.4
Somalia	726	0.2	0.1	0.1	0.1	0.1	0.1	0.0	0.0	0.0	0.0	0.0	0.0
Sudan	732	1.9	0.4	0.4	0.3	0.4	0.3	0.6	0.0	0.1	0.1	0.1	0.0
Syrian Arab Republic	463	0.7	0.2	0.2	0.2	0.3	0.3	0.1	0.0	0.0	0.0	0.0	0.0
Tunisia	744	12.5	3.4	3.3	3.0	3.7	3.9	10.9	2.7	2.9	2.6	3.2	3.5
United Arab Emirates	466	105.8	26.2	24.2	23.9	26.8	22.9	70.1	17.9	16.9	17.8	19.3	20.2
West Bank and Gaza	487	0.3	0.1	0.1	0.1	0.1	0.1	0.0	0.0	0.0	0.0	0.0	0.0
Yemen, Republic of	474	1.2	0.3	0.3	0.3	0.3	0.3	0.1	0.0	0.0	0.0	0.0	0.0
Sub-Saharan Africa	603	114.2	28.5	30.2	29.8	32.4	31.7	123.6	30.9	31.2	34.7	36.1	37.1
Angola	614	6.1	1.6	1.5	1.6	1.4	1.2	9.1	1.1	1.3	2.2	1.8	1.4
Benin	638	1.0	0.2	0.2	0.2	0.3	0.3	0.1	0.0	0.0	0.0	0.0	0.0
Botswana	616	0.8	0.1	0.1	0.2	0.1	0.1	3.8	0.7	0.8	0.7	1.0	0.7
Burkina Faso	748	0.8	0.3	0.2	0.3	0.3	0.3	1.5	0.4	0.4	0.4	0.5	0.6
Burundi	618	0.1	0.0	0.0	0.0	0.0	0.0	0.0	0.0	0.0	0.0	0.0	0.0
Cabo Verde	624	0.5	0.1	0.2	0.1	0.2	0.1	0.3	0.0	0.0	0.0	0.0	0.0
Cameroon	622	2.2	0.4	0.5	0.5	0.6	0.6	2.2	0.8	0.6	0.5	0.5	0.5
Central African Rep.	626	0.1	0.0	0.0	0.0	0.0	0.0	0.0	0.0	0.0	0.0	0.0	0.0
Chad	628	0.3	0.0	0.0	0.1	0.1	0.1	1.1	0.1	0.1	0.2	0.4	0.3
Comoros	632	0.1	0.0	0.0	0.0	0.0	0.0	0.0	0.0	0.0	0.0	0.0	0.0
Congo, Dem. Rep. of	636	1.2	0.3	0.3	0.2	0.4	0.3	1.8	0.5	0.5	0.6	0.6	0.7
Congo, Republic of	634	3.1	0.3	0.3	0.3	0.3	0.2	1.9	0.3	0.4	0.4	0.5	0.5
Côte d'Ivoire	662	3.3	0.8	1.0	1.0	1.1	1.1	7.0	2.0	1.8	1.7	1.5	2.1
Equatorial Guinea	642	0.8	0.1	0.1	0.1	0.1	0.1	2.6	0.9	0.7	0.4	0.7	0.7
Eritrea	643	0.1	0.0	0.0	0.0	0.0	0.0	0.0	0.0	0.0	0.0	0.1	0.0
Ethiopia	644	3.5	0.9	1.3	0.7	1.2	0.8	1.5	0.4	0.5	0.5	0.3	0.3
Gabon	646	1.2	0.3	0.3	0.3	0.3	0.3	2.2	0.4	0.4	0.5	0.4	0.6
Gambia, The	648	0.2	0.1	0.1	0.1	0.1	0.1	0.0	0.0	0.0	0.0	0.0	0.0
Ghana	652	5.0	1.2	1.2	1.6	1.3	1.4	5.7	1.4	1.2	1.4	1.3	1.6
Guinea	656	1.3	0.4	0.4	0.4	0.4	0.5	0.9	0.2	0.2	0.2	0.2	0.2
Guinea-Bissau	654	0.1	0.0	0.0	0.0	0.0	0.0	0.0	0.0	0.0	0.0	0.0	0.0
Kenya	664	3.9	1.0	1.2	0.9	1.2	1.1	2.4	0.6	0.6	0.6	0.6	0.6
Lesotho	666	0.1	0.0	0.0	0.0	0.0	0.0	0.5	0.1	0.2	0.1	0.2	0.3
Liberia	668	7.6	2.0	1.3	1.1	1.2	1.6	0.5	0.1	0.1	0.3	0.4	0.3
Madagascar	674	0.8	0.2	0.3	0.3	0.3	0.3	1.9	0.6	0.6	0.6	0.8	0.8
Malawi	676	0.2	0.1	0.1	0.1	0.1	0.1	0.4	0.1	0.2	0.1	0.1	0.2
Mali	678	1.4	0.3	0.4	0.3	0.4	0.4	0.6	0.1	0.1	0.1	0.2	0.3
Mauritius	684	1.7	0.4	0.4	0.4	0.7	0.4	1.5	0.3	0.4	0.4	0.4	0.3
Mozambique	688	1.3	0.3	0.3	0.4	0.4	0.4	1.7	0.6	0.6	0.6	0.6	0.6
Namibia	728	0.8	0.1	0.1	0.1	0.2	0.2	1.5	0.5	0.5	0.4	0.5	0.5
Niger	692	0.4	0.1	0.1	0.1	0.1	0.1	0.4	0.1	0.2	0.0	0.0	0.0
Nigeria	694	14.6	3.9	4.2	4.1	6.0	5.1	19.4	6.3	5.9	7.1	8.4	8.8
Rwanda	714	0.6	0.1	0.2	0.1	0.1	0.1	0.1	0.0	0.0	0.0	0.0	0.0
São Tomé & Príncipe	716	0.1	0.0	0.0	0.0	0.0	0.0	0.0	0.0	0.0	0.0	0.0	0.0
Senegal	722	3.3	0.9	0.9	1.0	1.1	1.1	0.9	0.3	0.3	0.2	0.3	0.4
Seychelles	718	0.4	0.1	0.1	0.1	0.1	0.1	0.4	0.1	0.1	0.1	0.1	0.1
Sierra Leone	724	0.3	0.1	0.1	0.1	0.1	0.1	0.2	0.1	0.1	0.1	0.1	0.1
South Africa	199	36.7	9.3	10.1	10.4	10.0	10.3	45.0	10.6	11.5	13.4	12.6	12.4
South Sudan, Rep. of	733	0.1	0.0	0.0	0.0	0.0	0.0	0.0	0.0	0.0	0.0	0.0	0.0
Swaziland	734	0.1	0.0	0.0	0.0	0.0	0.0	0.2	0.0	0.0	0.0	0.0	0.0
Tanzania	738	1.8	0.5	0.4	0.4	0.5	0.4	1.8	0.4	0.3	0.2	0.3	0.4
Togo	742	4.0	1.2	1.4	1.4	1.2	1.7	0.2	0.0	0.1	0.0	0.1	0.1
Uganda	746	0.9	0.2	0.3	0.3	0.3	0.2	0.6	0.2	0.2	0.2	0.2	0.2
Zambia	754	0.6	0.1	0.2	0.2	0.2	0.2	1.0	0.2	0.2	0.2	0.3	0.3
Zimbabwe	698	0.3	0.1	0.1	0.1	0.1	0.1	0.4	0.2	0.1	0.2	0.2	0.1
Africa n.s.	799	0.2	0.0	0.0	0.1	0.0	0.0	0.0	0.0	0.0	0.0	0.0	0.0
Western Hemisphere	205	584.1	148.7	153.5	160.0	163.0	163.4	613.9	159.2	165.0	165.0	172.0	174.8
Antigua and Barbuda	311	0.6	0.2	0.1	0.2	0.2	0.2	0.1	0.0	0.0	0.0	0.0	0.0

Advanced Economies (110)

In Billions of U.S. Dollars

		Exports (FOB)						Imports (CIF)					
		2016	2017Q1	2017Q2	2017Q3	2017Q4	2018Q1	2016	2017Q1	2017Q2	2017Q3	2017Q4	2018Q1
Argentina	213	21.7	5.3	6.5	6.5	6.3	6.3	18.2	4.1	4.3	5.0	5.2	4.7
Aruba	314	1.0	0.4	0.3	0.3	0.3	0.2	0.1	0.0	0.1	0.0	0.1	0.0
Bahamas, The	313	5.6	1.6	1.7	1.9	2.0	1.8	0.4	0.2	0.1	0.2	0.2	0.1
Barbados	316	0.8	0.2	0.2	0.3	0.2	0.2	0.1	0.1	0.0	0.0	0.0	0.0
Belize	339	0.4	0.1	0.1	0.1	0.1	0.1	0.2	0.1	0.1	0.1	0.2	0.1
Bermuda	319	2.8	0.7	0.5	0.2	0.4	0.7	0.5	0.0	0.0	0.0	0.1	0.0
Bolivia	218	1.7	0.5	0.5	0.5	0.5	0.5	2.5	0.5	0.6	0.6	0.6	0.7
Brazil	223	79.7	20.3	22.0	24.8	24.4	24.1	79.9	20.3	22.1	22.6	23.3	22.9
Chile	228	27.9	6.7	6.9	7.6	7.9	7.4	30.7	9.4	8.6	8.5	8.5	11.5
Colombia	233	22.8	6.3	5.6	5.8	6.2	6.1	22.4	6.3	5.7	5.7	5.7	6.2
Costa Rica	238	8.2	2.1	2.1	2.0	2.3	2.0	8.4	2.1	2.5	2.2	2.2	2.3
Curacao	354	0.5	0.1	0.2	0.3	0.3	0.5	0.7	0.0	0.0	0.1	0.0	0.1
Dominica	321	0.4	0.1	0.1	0.1	0.1	0.1	0.1	0.0	0.0	0.0	0.0	0.0
Dominican Republic	243	10.6	2.6	2.5	2.4	3.0	2.7	7.3	1.6	1.9	1.9	1.8	1.8
Ecuador	248	7.3	2.1	2.1	2.2	2.5	2.4	10.1	2.8	2.8	2.6	2.8	2.8
El Salvador	253	4.0	1.0	1.0	1.1	1.1	1.1	3.0	0.7	0.8	0.8	0.7	0.7
Falkland Islands	323	0.1	0.0	0.0	0.0	0.0	0.0	0.2	0.0	0.1	0.0	0.1	0.0
Greenland	326	0.6	0.1	0.2	0.2	0.2	0.1	0.7	0.1	0.2	0.2	0.2	0.1
Grenada	328	0.1	0.0	0.0	0.0	0.1	0.0	0.0	0.0	0.0	0.0	0.0	0.0
Guatemala	258	7.9	2.2	2.2	2.3	2.4	2.2	6.1	1.6	1.7	1.6	1.4	1.6
Guyana	336	0.7	0.1	0.2	0.1	0.2	0.2	1.3	0.3	0.3	0.3	0.3	0.3
Haiti	263	1.5	0.4	0.5	0.5	0.5	0.5	1.0	0.2	0.3	0.3	0.3	0.2
Honduras	268	5.8	1.5	1.5	1.6	1.5	1.5	6.2	1.6	1.8	1.7	1.4	1.6
Jamaica	343	2.5	0.7	0.8	0.7	0.9	0.8	0.8	0.2	0.2	0.2	0.2	0.2
Mexico	273	303.0	76.7	79.7	82.1	83.4	83.8	358.2	92.0	97.2	95.9	101.6	102.0
Netherlands Antilles	353	1.4	0.0	0.0	0.0	0.0	0.0	0.3	0.1	0.0	0.2	0.1	0.0
Nicaragua	278	2.1	0.6	0.5	0.5	0.6	0.6	4.0	0.9	1.0	1.0	0.9	1.0
Panama	283	21.3	6.2	5.5	5.0	5.3	6.3	2.0	0.7	0.5	0.5	0.6	0.7
Paraguay	288	3.0	1.0	1.0	1.0	1.0	1.0	1.5	0.3	0.5	0.5	0.4	0.3
Peru	293	15.6	4.1	3.9	4.3	4.3	4.2	20.0	5.7	4.9	5.5	6.3	6.2
Sint Maarten	352	0.1	0.1	0.1	0.1	0.2	0.2	0.1	0.0	0.0	0.0	0.0	0.0
St. Kitts and Nevis	361	0.3	0.1	0.1	0.1	0.1	0.1	0.1	0.0	0.0	0.0	0.0	0.0
St. Lucia	362	0.5	0.1	0.1	0.2	0.2	0.1	0.0	0.0	0.0	0.0	0.0	0.0
St. Vincent & Grens.	364	0.2	0.0	0.0	0.0	0.1	0.1	0.2	0.0	0.0	0.1	0.0	0.0
Suriname	366	0.7	0.2	0.2	0.2	0.2	0.2	0.8	0.3	0.4	0.5	0.5	0.4
Trinidad and Tobago	369	3.6	0.7	0.7	0.8	0.8	0.8	4.1	1.4	1.4	1.2	1.4	1.8
Uruguay	298	3.6	0.9	1.1	1.0	1.0	0.9	3.0	0.7	0.7	0.7	0.7	0.8
Venezuela, Rep. Bol.	299	7.9	1.5	1.5	1.2	1.2	1.7	16.3	4.6	3.9	3.7	3.6	3.3
Western Hem. n.s.	399	5.6	1.0	1.1	1.7	1.0	1.5	2.2	0.0	0.3	0.5	0.6	0.2
Other Countries n.i.e	910	3.0	0.6	0.8	0.8	0.9	0.8	0.9	0.3	0.3	0.3	0.3	0.2
Cuba	928	2.9	0.6	0.8	0.8	0.9	0.8	0.9	0.3	0.3	0.3	0.3	0.2
Special Categories	899	24.3	6.5	7.3	7.9	8.5	8.7	2.2	0.4	0.4	0.3	0.6	0.5
Countries & Areas n.s.	898	22.2	7.1	7.0	8.1	8.2	7.3	36.4	9.4	13.0	15.4	10.4	11.1
Memorandum Items													
Africa	605	182.9	44.8	48.4	45.5	51.4	50.3	177.7	46.5	46.1	47.7	52.0	55.1
Middle East	405	305.3	75.4	72.5	74.0	83.5	73.9	286.1	86.0	78.4	80.8	92.2	100.2
European Union	998	3,899.9	1,007.3	1,032.0	1,054.7	1,122.3	1,191.8	4,020.1	1,025.0	1,061.3	1,086.3	1,180.1	1,218.5
Export earnings: fuel	080	461.3	113.0	116.7	117.6	129.6	119.0	573.4	172.6	160.2	163.1	181.9	199.4
Export earnings: nonfuel	092	9,251.4	2,403.0	2,493.5	2,563.0	2,706.2	2,757.6	9,611.8	2,428.8	2,530.4	2,612.3	2,753.7	2,782.1

Emerging and Developing Economies (200)

In Billions of U.S. Dollars

		Exports (FOB)						Imports (CIF)					
		2016	2017Q1	2017Q2	2017Q3	2017Q4	2018Q1	2016	2017Q1	2017Q2	2017Q3	2017Q4	2018Q1
IFS World		6,419.0	1,622.1	6,061.8	1,573.0
World	001	6,117.2	1,574.9	1,687.1	1,744.1	1,871.1	1,817.4	5,991.5	1,563.1	1,638.9	1,709.8	1,845.9	1,788.8
Advanced Economies	110	3,643.5	922.1	975.2	1,024.5	1,092.2	1,053.3	3,097.8	808.5	845.3	879.5	943.3	909.5
Euro Area	163	1,008.3	274.4	282.3	294.9	313.7	329.0	988.2	248.9	269.1	285.4	301.4	292.6
Austria	122	22.3	5.8	6.2	7.2	7.4	8.3	36.9	9.1	9.8	10.5	11.2	11.1
Belgium	124	69.6	18.8	19.0	20.1	20.1	22.2	60.4	14.8	16.5	16.3	17.1	16.7
Cyprus	423	1.8	0.5	0.5	0.6	0.7	0.7	1.5	0.3	0.4	0.4	0.4	0.4
Estonia	939	5.6	1.4	1.3	1.4	1.5	1.5	2.7	0.6	0.8	0.8	0.9	0.7
Finland	172	14.5	4.1	4.5	4.2	4.5	5.3	16.9	4.4	4.9	5.2	5.8	5.4
France	132	110.0	29.6	30.8	30.9	33.7	35.8	131.6	33.3	35.3	36.9	40.7	38.1
Germany	134	276.9	73.2	75.0	80.5	84.1	87.2	374.9	92.6	99.7	108.7	111.1	110.2
Greece	174	20.7	6.0	6.1	6.1	7.0	7.7	11.4	3.1	3.2	3.4	4.0	3.6
Ireland	178	8.5	2.0	2.1	2.4	2.5	2.7	20.2	5.9	6.0	6.3	6.0	6.4
Italy	136	139.0	38.6	40.6	39.2	42.6	45.2	137.6	34.0	38.0	40.0	41.8	39.7
Latvia	941	9.1	2.7	2.2	2.1	2.3	2.4	2.7	0.6	0.7	0.7	0.8	0.8
Lithuania	946	9.2	2.3	2.5	2.9	3.3	3.4	5.1	1.3	1.6	1.7	2.0	1.7
Luxembourg	137	2.2	0.4	0.4	0.4	0.6	0.6	2.2	0.5	0.6	0.6	0.8	0.7
Malta	181	5.4	2.0	2.1	1.9	1.6	2.2	1.8	0.4	0.5	0.3	0.4	0.5
Netherlands	138	176.9	49.4	50.5	53.1	59.0	59.9	69.8	18.7	19.9	20.5	22.7	22.7
Portugal	182	14.4	4.1	4.3	4.5	4.6	4.6	12.5	3.5	3.5	3.8	3.9	3.8
Slovak Republic	936	19.4	5.2	5.2	5.6	5.9	6.0	20.9	5.3	5.5	5.8	6.4	6.0
Slovenia	961	10.2	2.7	3.1	3.2	3.4	3.9	9.7	2.4	2.8	2.9	3.1	3.1
Spain	184	92.4	25.3	25.9	28.7	29.0	29.4	69.5	18.1	19.5	20.6	22.3	21.0
Australia	193	75.6	18.1	19.6	21.4	23.4	21.1	111.5	36.9	36.5	35.6	38.7	38.4
Canada	156	68.8	16.9	18.0	20.1	19.6	18.8	52.9	14.7	15.1	14.7	15.9	16.2
China,P.R.: Hong Kong	532	356.5	75.2	83.2	89.5	106.4	84.3	45.3	9.8	11.4	9.8	11.2	10.3
China,P.R.: Macao	546	3.5	0.8	0.8	0.8	1.5	1.4	0.3	0.6	0.5	0.6	0.7	0.7
Czech Republic	935	36.1	9.4	10.1	10.7	11.4	11.6	33.2	8.8	9.4	9.7	11.0	11.1
Denmark	128	17.7	5.0	5.1	5.4	6.0	6.1	19.0	4.5	5.0	5.3	5.4	5.3
Iceland	176	0.6	0.2	0.2	0.2	0.3	0.3	0.6	0.1	0.1	0.1	0.2	0.2
Israel	436	23.6	6.0	6.2	6.5	6.8	7.2	15.9	4.0	4.4	4.3	4.4	4.9
Japan	158	316.9	83.1	81.0	84.7	92.9	92.0	330.4	84.2	88.2	93.1	96.1	92.6
Korea, Republic of	542	214.3	58.4	58.0	61.0	66.8	64.9	317.6	84.7	86.8	95.8	99.8	93.9
New Zealand	196	10.6	2.6	3.0	3.1	3.3	3.2	15.6	4.8	4.8	4.8	4.6	5.3
Norway	142	9.9	2.3	2.5	3.0	2.7	2.6	12.8	3.0	3.3	3.4	3.6	3.7
San Marino	135	0.1	0.0	0.0	0.0	0.0	0.0	0.1	0.0	0.0	0.0	0.0	0.0
Singapore	576	146.0	39.1	38.8	41.7	44.0	41.9	104.4	29.7	29.9	32.0	36.4	34.4
Sweden	144	23.8	6.2	6.4	6.6	6.8	7.6	30.9	8.1	8.6	8.9	9.6	9.6
Switzerland	146	67.0	13.9	13.9	16.5	14.4	15.8	94.8	24.1	25.4	21.6	28.2	27.5
Taiwan Prov.of China	528	80.8	19.5	21.9	22.3	24.3	22.8	205.7	49.3	53.3	61.2	65.7	59.4
United Kingdom	112	154.4	36.2	39.3	42.9	42.8	40.5	85.3	22.3	23.1	24.5	26.5	25.1
United States	111	1,029.2	254.7	284.8	293.3	305.2	282.1	633.3	169.9	170.5	168.6	183.8	178.1
Emerg. & Dev. Economies	200	2,420.2	637.8	696.4	704.8	763.1	748.0	2,613.2	709.9	746.0	777.6	846.6	828.5
Emerg. & Dev. Asia	505	1,054.9	293.5	309.2	313.1	353.8	351.0	1,313.1	344.8	363.9	391.0	421.3	403.3
American Samoa	859	0.1	0.0	0.0	0.0	0.0	0.0	0.0	0.0	0.0	0.0	0.0	0.0
Bangladesh	513	31.5	8.2	8.8	8.8	10.3	9.9	6.2	1.8	1.6	1.7	1.7	1.9
Bhutan	514	0.4	0.1	0.1	0.1	0.1	0.2	0.3	0.1	0.0	0.1	0.1	0.1
Brunei Darussalam	516	1.4	0.3	0.4	0.4	0.4	0.6	1.6	0.6	0.6	0.6	0.5	0.5
Cambodia	522	11.9	3.3	3.5	3.6	4.0	4.0	3.7	1.0	1.0	1.2	1.0	1.2
China,P.R.: Mainland	924	361.1	107.4	113.5	113.5	129.1	135.1	700.7	179.1	194.3	210.8	216.3	208.9
Fiji	819	0.7	0.1	0.1	0.2	0.2	0.2	0.2	0.0	0.0	0.1	0.1	0.0
F.T. French Polynesia	887	0.1	0.0	0.0	0.0	0.0	0.0	0.0	0.0	0.0	0.0	0.0	0.0
F.T. New Caledonia	839	0.2	0.0	0.0	0.1	0.0	0.1	0.6	0.2	0.2	0.2	0.2	0.3
Guam	829	0.0	0.1	0.1	0.1	0.1	0.1	0.1	0.0	0.0	0.1	0.1	0.0
India	534	211.7	61.2	64.1	62.2	69.9	71.1	123.7	35.7	36.0	33.3	39.8	38.2
Indonesia	536	67.3	17.4	17.6	18.5	21.6	20.7	76.9	23.2	22.8	23.3	27.0	26.0
Kiribati	826	0.1	0.0	0.0	0.0	0.0	0.0	0.1	0.0	0.0	0.1	0.0	0.0
Lao People's Dem.Rep	544	5.5	1.4	1.5	1.4	1.8	1.6	3.8	1.0	1.2	1.1	1.4	1.4
Malaysia	548	73.6	21.3	21.9	21.7	24.6	22.6	114.2	29.5	30.7	32.5	34.5	32.8
Maldives	556	1.3	0.3	0.4	0.3	0.4	0.4	0.1	0.1	0.1	0.1	0.1	0.1

Emerging and Developing Economies (200)

In Billions of U.S. Dollars

		Exports (FOB)						Imports (CIF)					
		2016	2017Q1	2017Q2	2017Q3	2017Q4	2018Q1	2016	2017Q1	2017Q2	2017Q3	2017Q4	2018Q1
Marshall Islands	867	2.1	1.5	1.0	0.7	0.6	1.2	0.1	0.0	0.1	0.0	0.0	0.0
Micronesia	868	0.3	0.0	0.0	0.1	0.1	0.1	0.0	0.0	0.0	0.0	0.0	0.0
Mongolia	948	2.2	0.5	0.8	0.8	0.9	0.6	3.6	1.1	1.4	1.2	1.4	1.2
Myanmar	518	16.5	4.4	4.4	4.6	5.5	5.2	8.5	1.9	2.3	2.3	2.5	2.4
Nepal	558	6.0	1.7	1.7	1.7	2.0	2.2	0.5	0.1	0.1	0.1	0.1	0.1
Palau	565	0.1	0.0	0.0	0.0	0.0	0.0	0.0	0.0	0.0	0.0	0.0	0.0
Papua New Guinea	853	1.6	0.4	0.4	0.5	0.5	0.4	2.5	0.7	0.7	0.9	1.0	0.9
Philippines	566	54.6	13.6	14.3	15.2	17.0	15.3	29.5	7.4	8.1	9.1	9.2	8.6
Samoa	862	0.1	0.0	0.0	0.0	0.0	0.0	0.0	0.0	0.0	0.0	0.0	0.0
Solomon Islands	813	0.2	0.1	0.1	0.1	0.1	0.1	0.5	0.1	0.2	0.2	0.2	0.2
Sri Lanka	524	12.2	3.2	2.9	3.3	3.6	3.7	3.2	0.9	0.8	0.9	0.9	0.9
Thailand	578	87.4	21.8	23.6	24.4	25.8	26.4	118.9	30.5	31.8	34.2	34.9	34.1
Timor-Leste	537	0.3	0.1	0.1	0.1	0.2	0.0	0.0	0.0	0.0	0.0	0.0	0.0
Tonga	866	0.1	0.0	0.0	0.0	0.0	0.0	0.0	0.0	0.0	0.0	0.0	0.0
Vanuatu	846	0.2	0.0	0.0	0.2	0.0	0.0	0.2	0.0	0.0	0.0	0.0	0.0
Vietnam	582	100.4	24.8	27.6	30.4	34.9	28.7	81.6	22.3	25.4	29.0	33.6	29.4
Asia n.s.	598	3.6	0.2	0.2	0.2	0.1	0.2	31.5	7.1	4.3	7.8	14.6	13.9
Europe	170	393.6	102.9	117.5	123.0	129.8	127.7	398.6	110.0	118.0	120.5	135.6	129.4
Emerg. & Dev. Europe	903	209.9	56.8	62.3	64.0	68.5	72.3	175.6	47.0	50.5	51.4	54.5	51.9
Albania	914	1.7	0.4	0.5	0.5	0.5	0.5	0.5	0.2	0.2	0.2	0.2	0.2
Bosnia and Herzegovina	963	3.8	0.9	1.1	1.2	1.2	1.1	2.3	0.6	0.7	0.7	0.8	0.7
Bulgaria	918	13.3	3.8	3.8	4.0	4.6	4.6	10.6	3.1	3.1	3.3	3.5	3.4
Croatia	960	6.9	2.1	2.2	2.2	2.3	2.6	4.2	1.0	1.2	1.3	1.3	1.1
Faroe Islands	816	0.1	0.0	0.0	0.0	0.0	0.0	0.6	0.2	0.1	0.1	0.2	0.2
Gibraltar	823	2.0	0.3	0.4	0.2	0.5	0.4	0.1	0.0	0.1	0.0	0.0	0.1
Hungary	944	22.8	5.8	6.4	6.7	6.9	7.3	26.1	6.9	7.7	7.6	8.3	8.2
Kosovo	967	1.0	0.2	0.3	0.3	0.3	0.3	0.1	0.0	0.0	0.0	0.0	0.0
Macedonia, FYR	962	2.4	0.6	0.7	0.7	0.8	0.8	1.7	0.4	0.5	0.6	0.6	0.5
Montenegro	943	1.5	0.3	0.5	0.3	0.3	0.3	0.3	0.1	0.1	0.1	0.1	0.1
Poland	964	46.5	12.8	13.4	14.1	15.6	16.8	35.7	9.1	10.2	10.9	11.8	11.0
Romania	968	24.7	6.2	7.0	7.5	7.7	8.4	20.9	5.3	5.7	6.1	6.3	6.4
Serbia, Republic of	942	7.2	1.9	2.2	2.3	2.6	2.4	7.2	1.9	2.2	2.4	2.3	2.1
Turkey	186	75.9	21.4	23.9	23.8	25.1	26.8	65.3	18.2	18.7	18.0	19.1	17.9
CIS	901	182.1	45.8	54.7	58.5	60.7	54.9	220.5	62.3	66.8	68.2	80.1	76.5
Armenia	911	1.7	0.4	0.5	0.6	0.7	0.6	1.2	0.3	0.4	0.4	0.4	0.4
Azerbaijan, Rep. of	912	4.4	1.0	1.5	1.3	1.6	1.3	3.7	1.3	1.2	1.2	1.5	1.3
Belarus	913	18.6	5.0	5.7	5.7	6.7	6.4	16.0	4.4	4.9	5.3	5.0	5.1
Georgia	915	5.1	1.2	1.4	1.5	1.7	1.4	1.3	0.4	0.4	0.4	0.5	0.5
Kazakhstan	916	21.4	5.7	7.0	7.5	7.9	6.5	15.5	4.7	5.1	5.0	6.2	6.0
Kyrgyz Republic	917	7.8	1.7	2.0	2.8	1.9	1.9	0.8	0.2	0.3	0.3	0.3	0.2
Moldova	921	3.1	0.8	0.8	0.9	1.1	1.0	1.4	0.4	0.4	0.5	0.6	0.5
Russian Federation	922	83.6	20.9	25.0	26.7	26.6	24.5	140.5	40.0	42.8	43.8	52.7	50.7
Tajikistan	923	3.4	0.6	0.8	0.9	0.9	0.7	0.7	0.2	0.2	0.2	0.3	0.3
Turkmenistan	925	2.8	0.5	1.0	0.7	0.5	0.3	7.4	2.0	2.1	1.9	1.7	2.2
Ukraine	926	23.8	6.5	7.0	7.6	8.6	7.8	26.8	7.3	7.7	7.8	9.3	8.1
Uzbekistan	927	6.3	1.5	1.9	2.2	2.6	2.5	5.1	1.1	1.5	1.5	1.7	1.3
Europe n.s.	884	1.6	0.4	0.5	0.5	0.6	0.5	2.5	0.8	0.8	0.9	0.9	0.9
Mid East, N Africa, Pak	440	472.5	118.3	130.1	124.3	133.5	127.5	389.9	117.9	114.4	112.7	129.6	134.5
Afghanistan, I.R. of	512	5.6	1.1	1.6	1.6	1.7	1.7	1.0	0.2	0.2	0.3	0.4	0.2
Algeria	612	21.2	5.0	5.3	5.2	5.8	5.6	5.9	1.7	2.1	2.2	2.4	1.9
Bahrain, Kingdom of	419	9.0	2.5	2.5	2.4	2.7	2.8	5.2	2.0	1.8	1.6	1.8	1.6
Djibouti	611	4.6	1.0	1.4	1.3	1.2	1.1	0.1	0.0	0.0	0.1	0.0	0.0
Egypt	469	40.7	9.2	11.0	11.8	13.3	11.6	15.0	4.3	4.5	4.1	4.8	4.4
Iran, I.R. of	429	49.5	12.0	13.5	12.9	14.5	12.6	33.9	11.6	10.7	11.0	11.9	13.5
Iraq	433	21.3	5.4	6.4	6.4	6.9	5.9	25.0	8.7	8.1	9.1	8.7	12.0
Jordan	439	10.2	2.8	2.8	2.7	2.9	2.7	4.8	1.2	1.2	1.3	1.6	1.2
Kuwait	443	13.1	3.3	3.5	3.6	3.8	3.5	20.6	6.4	6.0	5.8	7.8	8.5
Lebanon	446	8.0	2.1	2.0	1.9	2.1	2.1	2.6	0.6	0.8	0.7	0.9	0.7
Libya	672	4.3	1.0	1.0	0.9	1.1	1.0	3.7	1.0	1.0	1.0	1.0	1.6
Mauritania	682	2.0	0.5	0.6	0.6	0.6	0.6	1.4	0.4	0.4	0.4	0.3	0.4

Emerging and Developing Economies (200)

In Billions of U.S. Dollars

		Exports (FOB)						Imports (CIF)					
		2016	2017Q1	2017Q2	2017Q3	2017Q4	2018Q1	2016	2017Q1	2017Q2	2017Q3	2017Q4	2018Q1
Morocco	686	11.0	2.8	3.1	2.8	3.4	3.4	7.4	1.9	2.0	2.0	2.3	2.0
Oman	449	20.3	5.3	5.0	5.2	6.0	5.5	20.8	5.8	5.6	6.1	7.3	7.6
Pakistan	564	38.5	10.4	11.3	10.8	11.4	11.3	9.7	2.5	2.3	2.4	2.9	2.8
Qatar	453	9.9	2.5	2.7	2.2	2.9	2.8	22.0	6.6	6.4	6.4	7.1	7.9
Saudi Arabia	456	55.4	13.0	14.7	13.2	12.8	13.8	86.7	27.1	25.1	25.2	31.1	32.3
Somalia	726	2.1	0.5	0.6	0.6	0.6	0.6	0.7	0.1	0.1	0.2	0.1	0.1
Sudan	732	6.7	1.7	2.1	1.8	2.0	1.7	3.5	1.3	1.4	1.0	1.2	1.2
Syrian Arab Republic	463	3.7	1.1	1.0	1.0	1.1	1.0	0.7	0.2	0.2	0.2	0.2	0.2
Tunisia	744	5.9	1.5	1.4	1.4	1.7	1.8	2.8	0.7	0.7	0.7	0.8	0.8
United Arab Emirates	466	122.6	31.9	35.1	32.4	33.0	32.6	113.2	32.4	32.6	29.9	33.9	32.8
West Bank and Gaza	487	0.5	0.1	0.1	0.1	0.2	0.1	0.1	0.0	0.0	0.0	0.0	0.0
Yemen, Republic of	474	6.2	1.5	1.6	1.5	1.7	1.7	1.0	0.6	0.5	0.6	0.6	0.5
Middle East n.s.	489	0.0	0.0	0.0	0.0	0.0	0.0	2.3	0.6	0.7	0.5	0.6	0.5
Sub-Saharan Africa	603	190.6	46.3	52.5	51.2	53.2	52.4	170.5	48.3	51.2	50.2	55.3	58.6
Angola	614	5.3	1.3	1.6	1.6	1.5	1.4	19.5	7.2	7.3	6.8	7.3	8.9
Benin	638	4.3	0.9	1.2	1.3	1.1	1.2	1.3	0.3	0.5	0.4	0.3	0.3
Botswana	616	4.8	1.1	1.3	1.2	1.4	1.4	3.4	1.2	1.2	0.9	1.0	1.0
Burkina Faso	748	1.7	0.5	0.6	0.4	0.5	0.7	0.5	0.2	0.3	0.3	0.2	0.2
Burundi	618	0.3	0.1	0.1	0.1	0.1	0.1	0.2	0.0	0.0	0.0	0.0	0.0
Cabo Verde	624	0.1	0.0	0.0	0.0	0.0	0.0	0.0	0.0	0.0	0.0	0.0	0.0
Cameroon	622	3.4	0.8	1.0	1.0	1.1	1.1	2.1	0.5	0.6	0.7	0.7	0.5
Central African Rep.	626	0.1	0.0	0.0	0.0	0.1	0.1	0.1	0.0	0.0	0.0	0.0	0.0
Chad	628	0.3	0.1	0.1	0.1	0.1	0.1	0.5	0.2	0.2	0.1	0.1	0.1
Comoros	632	0.4	0.1	0.1	0.1	0.1	0.1	0.1	0.0	0.0	0.0	0.0	0.0
Congo, Dem. Rep. of	636	3.6	0.8	1.0	0.9	1.0	1.1	4.3	1.1	1.4	1.8	1.9	2.1
Congo, Republic of	634	2.0	0.4	0.4	0.4	0.4	0.4	3.7	1.2	1.2	1.6	1.8	2.0
Côte d'Ivoire	662	5.6	1.5	1.6	1.6	1.6	1.7	4.1	1.2	1.3	1.3	1.2	1.2
Equatorial Guinea	642	0.4	0.1	0.1	0.1	0.1	0.1	2.4	0.5	0.6	0.8	0.8	0.9
Eritrea	643	0.2	0.0	0.1	0.1	0.1	0.0	0.4	0.1	0.1	0.1	0.0	0.1
Ethiopia	644	7.6	1.6	2.0	1.7	1.5	1.3	1.6	0.3	0.4	0.4	0.3	0.4
Gabon	646	1.0	0.4	0.2	0.3	0.3	0.2	3.1	1.3	0.9	1.2	1.3	1.6
Gambia, The	648	0.7	0.2	0.3	0.3	0.2	0.3	0.2	0.0	0.0	0.1	0.1	0.0
Ghana	652	10.2	2.4	2.9	2.7	3.0	2.8	6.8	2.0	2.1	1.6	1.9	2.2
Guinea	656	2.3	0.6	0.7	0.6	0.6	0.7	2.6	1.3	1.6	1.4	1.3	1.3
Guinea-Bissau	654	0.2	0.0	0.0	0.1	0.1	0.0	0.4	0.0	0.0	0.2	0.1	0.0
Kenya	664	14.0	3.3	3.7	3.6	3.5	3.7	3.3	0.9	0.8	0.8	0.9	0.9
Lesotho	666	1.3	0.3	0.5	0.3	0.4	0.4	0.4	0.1	0.1	0.1	0.2	0.2
Liberia	668	2.4	0.8	1.0	0.6	0.6	0.6	0.6	0.1	0.1	0.1	0.1	0.1
Madagascar	674	2.4	0.6	0.6	0.7	0.8	0.6	0.8	0.2	0.3	0.2	0.2	0.3
Malawi	676	1.3	0.3	0.4	0.4	0.4	0.3	0.6	0.1	0.1	0.1	0.1	0.1
Mali	678	2.3	0.5	0.5	0.5	0.5	0.6	2.2	0.2	0.3	0.2	0.3	0.4
Mauritius	684	2.5	0.7	0.7	0.6	0.7	0.6	1.1	0.2	0.2	0.3	0.3	0.3
Mozambique	688	6.7	1.9	1.7	2.1	2.3	2.2	2.8	0.9	1.1	0.9	1.1	0.9
Namibia	728	5.6	1.2	1.2	1.3	1.4	1.3	2.4	0.6	0.7	0.7	0.9	1.1
Niger	692	0.6	0.2	0.2	0.2	0.2	0.3	0.4	0.1	0.1	0.1	0.1	0.2
Nigeria	694	17.6	4.3	5.5	4.8	5.4	5.1	18.3	4.8	5.4	5.0	5.6	7.0
Rwanda	714	0.8	0.2	0.2	0.2	0.2	0.2	0.4	0.1	0.1	0.1	0.2	0.2
São Tomé & Príncipe	716	0.1	0.0	0.0	0.0	0.0	0.0	0.0	0.0	0.0	0.0	0.0	0.0
Senegal	722	5.4	1.3	1.6	1.5	1.6	1.6	2.1	0.6	0.7	0.6	0.8	0.6
Seychelles	718	0.6	0.2	0.1	0.2	0.2	0.2	0.2	0.0	0.0	0.0	0.0	0.0
Sierra Leone	724	0.7	0.2	0.2	0.2	0.2	0.2	0.4	0.1	0.1	0.1	0.2	0.1
South Africa	199	45.9	11.0	12.0	12.3	11.9	12.1	59.1	15.5	15.9	16.0	18.2	17.2
South Sudan, Rep. of	733	0.3	0.2	0.2	0.1	0.1	0.1	1.5	0.4	0.3	0.2	0.4	0.5
Swaziland	734	1.3	0.3	0.3	0.4	0.4	0.4	1.6	0.5	0.4	0.5	0.5	0.5
Tanzania	738	8.8	1.9	1.9	2.2	2.4	2.3	3.6	1.0	1.0	0.9	0.9	0.9
Togo	742	3.7	0.9	1.1	0.8	1.1	1.0	1.9	0.6	0.7	0.7	0.6	0.7
Uganda	746	2.8	0.6	0.7	0.8	0.9	0.8	1.4	0.5	0.5	0.5	0.5	0.5
Zambia	754	5.3	1.3	1.5	1.7	1.9	1.8	6.1	1.6	1.7	1.9	2.1	2.3
Zimbabwe	698	3.4	0.7	0.9	0.9	0.9	0.9	1.8	0.6	0.5	0.4	0.5	0.6
Africa n.s.	799	0.3	0.2	0.3	0.3	0.4	0.4	0.2	0.0	0.0	0.0	0.0	0.0

Emerging and Developing Economies (200)

In Billions of U.S. Dollars

		Exports (FOB)						Imports (CIF)					
		2016	2017Q1	2017Q2	2017Q3	2017Q4	2018Q1	2016	2017Q1	2017Q2	2017Q3	2017Q4	2018Q1
Western Hemisphere	205	308.6	76.7	87.0	93.3	92.8	89.4	341.1	88.8	98.5	103.2	104.9	102.7
Antigua and Barbuda	311	0.5	0.1	0.1	0.1	0.1	0.1	0.2	0.1	0.1	0.1	0.1	0.1
Argentina	213	30.3	8.0	9.8	10.6	10.2	10.0	42.5	9.9	10.9	12.1	11.4	10.2
Aruba	314	1.0	0.2	0.3	0.2	0.2	0.2	0.1	0.0	0.0	0.0	0.0	0.0
Bahamas, The	313	1.6	0.4	0.7	0.4	0.4	0.6	1.1	0.1	0.2	0.2	0.1	0.2
Barbados	316	0.4	0.1	0.1	0.1	0.1	0.1	0.2	0.1	0.1	0.1	0.1	0.1
Belize	339	0.5	0.1	0.1	0.1	0.1	0.1	0.2	0.0	0.0	0.0	0.0	0.0
Bermuda	319	0.3	0.1	0.0	0.1	0.0	0.1	0.0	0.0	0.0	0.1	0.0	0.0
Bolivia	218	5.8	1.3	1.3	1.4	1.4	1.3	4.5	1.0	1.3	1.4	1.5	1.4
Brazil	223	64.0	15.8	18.5	20.1	20.4	19.5	121.0	30.8	38.5	39.4	37.4	34.9
Chile	228	28.2	7.4	8.2	8.4	8.3	8.5	31.8	9.1	7.9	9.1	10.3	10.9
Colombia	233	18.7	4.6	4.8	5.3	4.9	4.9	14.8	4.8	4.3	4.8	5.6	5.4
Costa Rica	238	5.3	1.2	1.3	1.3	1.4	1.3	4.4	1.0	1.2	1.2	1.3	1.1
Curacao	354	0.3	0.1	0.1	0.1	0.1	0.1	0.2	0.1	0.1	0.1	0.0	0.1
Dominica	321	0.1	0.0	0.0	0.0	0.0	0.1	0.1	0.0	0.0	0.0	0.0	0.0
Dominican Republic	243	5.5	1.4	1.5	1.5	1.5	1.6	1.6	0.4	0.4	0.4	0.5	0.4
Ecuador	248	7.0	1.9	2.2	2.5	2.6	2.4	7.8	2.4	2.2	2.0	2.2	2.4
El Salvador	253	4.0	1.0	1.0	1.0	1.1	1.1	2.5	0.6	0.8	0.7	0.7	0.7
Greenland	326	0.1	0.0	0.0	0.0	0.0	0.0	0.2	0.1	0.1	0.1	0.1	0.1
Grenada	328	0.1	0.0	0.0	0.0	0.0	0.0	0.0	0.0	0.0	0.0	0.0	0.0
Guatemala	258	6.6	1.5	1.7	1.9	1.9	1.8	4.7	1.4	1.4	1.3	1.3	1.3
Guyana	336	0.7	0.2	0.2	0.2	0.2	0.3	0.3	0.1	0.1	0.1	0.1	0.1
Haiti	263	1.8	0.4	0.6	0.6	0.6	0.5	0.1	0.0	0.0	0.0	0.0	0.0
Honduras	268	4.1	1.0	1.1	1.1	1.2	1.1	2.1	0.5	0.5	0.6	0.6	0.6
Jamaica	343	1.9	0.5	0.6	0.5	0.6	0.6	0.3	0.1	0.1	0.1	0.1	0.1
Mexico	273	57.0	13.7	15.9	17.6	17.0	15.7	42.7	10.8	11.5	11.7	13.4	12.4
Netherlands Antilles	353	2.5	0.8	0.7	0.7	0.7	0.7	0.6	0.1	0.1	0.2	0.2	0.1
Nicaragua	278	4.0	0.9	1.0	1.0	1.1	0.9	1.8	0.4	0.4	0.4	0.4	0.4
Panama	283	14.0	3.8	4.1	4.5	4.6	4.0	3.7	1.0	1.3	1.3	1.3	1.1
Paraguay	288	5.6	1.4	1.6	1.9	1.8	1.6	5.1	1.1	1.5	1.4	1.4	1.1
Peru	293	17.4	4.4	4.9	5.1	5.4	5.4	17.4	5.4	5.5	6.2	6.1	6.5
St. Kitts and Nevis	361	0.1	0.0	0.0	0.0	0.0	0.0	0.0	0.0	0.0	0.0	0.0	0.0
St. Lucia	362	0.6	0.3	0.2	0.3	0.3	0.4	0.1	0.0	0.0	0.0	0.0	0.0
St. Vincent & Grens.	364	0.1	0.0	0.0	0.1	0.0	0.0	0.1	0.0	0.1	0.0	0.0	0.0
Suriname	366	0.5	0.1	0.1	0.1	0.1	0.1	0.7	0.2	0.1	0.1	0.1	0.1
Trinidad and Tobago	369	2.3	0.6	0.5	0.6	0.8	0.7	4.4	1.0	1.1	1.2	1.2	1.4
Uruguay	298	7.1	1.8	1.7	1.8	2.1	2.0	6.3	1.4	1.6	2.2	2.1	1.7
Venezuela, Rep. Bol.	299	7.1	1.2	1.2	1.3	1.0	1.3	12.7	3.9	4.1	3.9	4.3	6.6
Western Hem. n.s.	399	1.2	0.4	0.5	0.3	0.4	0.3	4.7	0.9	0.9	0.8	0.9	1.0
Other Countries n.i.e	910	8.3	2.1	2.2	2.1	2.0	1.5	4.0	0.8	0.9	0.9	0.4	0.3
Cuba	928	4.8	1.2	1.2	1.1	1.2	1.0	0.9	0.2	0.4	0.2	0.1	0.2
Korea, Dem. People's Rep.	954	3.5	0.8	1.0	0.9	0.8	0.5	3.1	0.6	0.4	0.7	0.3	0.1
Special Categories	899	15.1	2.8	3.7	4.0	4.1	4.4	141.3	2.3	2.2	2.3	2.7	2.6
Countries & Areas n.s.	898	30.2	10.1	9.6	8.8	9.7	10.3	135.2	41.7	44.6	49.5	52.8	48.0
Memorandum Items													
Africa	605	243.9	59.3	66.8	64.7	68.4	67.0	190.8	54.0	57.7	56.5	62.0	64.4
Middle East	405	374.8	93.6	102.8	98.4	105.0	99.7	357.4	109.1	105.1	103.5	119.3	125.3
European Union	998	1,354.5	361.9	376.0	395.1	417.9	434.6	1,254.2	318.0	343.0	363.0	385.1	374.0
Export earnings: fuel	080	514.6	128.0	144.5	141.3	147.2	138.8	599.9	181.2	180.5	180.4	208.4	219.0
Export earnings: nonfuel	092	5,602.6	1,446.9	1,542.6	1,602.8	1,724.0	1,678.6	5,391.6	1,381.9	1,458.5	1,529.4	1,637.6	1,569.9

Emerging and Developing Asia (505)

In Millions of U.S. Dollars

		Exports (FOB)						Imports (CIF)					
		2016	2017Q1	2017Q2	2017Q3	2017Q4	2018Q1	2016	2017Q1	2017Q2	2017Q3	2017Q4	2018Q1
IFS World		3,334,517.7	805,072.3	944,594.8	2,871,233.9	770,446.5
World	001	3,256,820.1	789,419.7	877,662.9	924,335.2	976,863.6	891,706.1	2,865,415.3	771,813.0	801,340.6	845,207.8	924,602.8	909,283.5
Advanced Economies	110	2,032,054.8	484,467.0	533,409.9	572,248.9	601,817.6	540,932.4	1,520,475.9	405,077.3	421,467.1	444,685.9	476,771.2	462,751.4
Euro Area	163	365,729.0	92,286.5	99,826.2	106,997.6	109,789.7	105,099.2	260,803.0	66,181.1	73,016.5	79,404.7	80,513.1	78,494.5
Austria	122	5,800.6	1,421.8	1,590.2	2,172.4	1,958.0	2,211.3	7,845.2	1,864.6	2,210.6	2,382.7	2,356.2	2,344.6
Belgium	124	27,896.9	7,413.8	7,270.8	7,929.9	7,778.8	7,849.9	17,756.3	4,026.2	4,684.0	4,126.5	4,567.4	4,013.7
Cyprus	423	704.6	210.8	157.9	251.7	228.8	199.4	288.5	29.7	93.0	105.8	80.6	66.6
Estonia	939	1,223.2	301.5	305.9	357.7	336.5	322.3	359.0	114.1	89.3	88.2	104.0	98.8
Finland	172	3,713.4	897.2	975.6	953.5	943.4	934.6	5,868.8	1,605.9	1,818.4	1,843.9	1,905.6	2,019.9
France	132	40,009.9	9,856.9	10,977.3	11,493.9	11,826.3	11,535.4	36,881.2	9,729.0	10,881.0	12,285.0	12,627.8	11,506.2
Germany	134	99,635.6	24,655.2	26,575.9	28,523.1	29,135.9	27,689.1	119,659.6	29,243.9	32,443.8	35,932.5	36,298.4	35,475.7
Greece	174	5,430.0	1,269.8	1,421.4	1,449.2	1,834.1	1,882.7	716.0	218.4	195.0	231.5	272.1	273.6
Ireland	178	4,434.6	941.3	1,053.9	1,204.1	1,247.2	1,175.4	8,156.0	2,708.0	2,600.1	2,789.5	2,563.1	3,064.0
Italy	136	40,576.5	10,663.2	11,836.2	11,175.4	11,299.2	11,544.5	28,814.7	7,216.0	8,326.7	9,229.6	8,875.9	8,588.2
Latvia	941	1,497.7	388.8	407.3	425.8	461.4	442.9	244.6	65.0	77.0	77.2	82.0	82.9
Lithuania	946	1,536.2	381.9	461.8	482.2	513.4	470.9	554.5	143.3	155.8	123.9	175.6	156.9
Luxembourg	137	1,358.7	164.3	153.6	212.1	282.9	197.3	475.0	115.0	111.7	121.0	110.6	115.5
Malta	181	2,046.1	768.0	1,032.6	696.9	603.1	429.0	593.5	129.7	135.5	125.0	121.2	111.2
Netherlands	138	84,762.6	22,006.4	22,953.6	26,220.5	28,612.2	25,586.2	16,634.2	4,551.1	4,759.7	4,919.8	5,086.9	5,565.2
Portugal	182	5,428.3	1,127.3	1,467.6	1,621.9	1,393.2	1,261.5	1,946.5	548.4	617.9	717.9	750.1	665.3
Slovak Republic	936	3,666.5	934.3	892.8	1,074.0	1,010.2	930.2	2,582.3	640.3	650.2	695.6	808.6	650.1
Slovenia	961	3,213.6	904.2	1,044.2	1,132.1	1,244.0	1,544.5	656.2	138.6	182.9	197.7	207.6	208.9
Spain	184	32,793.8	7,979.8	9,247.6	9,621.2	9,081.1	8,892.1	10,770.9	3,093.8	2,983.8	3,411.4	3,519.5	3,487.2
Australia	193	66,948.1	16,071.9	17,175.4	18,823.7	20,415.7	18,250.1	98,546.1	33,369.8	32,256.0	31,578.1	34,678.2	34,972.5
Canada	156	37,305.0	8,887.6	10,432.0	11,771.4	11,237.5	9,807.0	26,003.8	7,853.2	7,761.1	7,313.2	8,163.4	8,391.6
China,P.R.: Hong Kong	532	343,477.9	71,751.5	79,471.2	85,926.7	101,896.8	80,468.4	36,843.8	7,622.0	9,053.8	7,508.7	8,639.3	7,777.1
China,P.R.: Macao	546	3,445.3	615.3	708.3	696.8	1,281.0	689.7	260.2	55.5	58.4	52.3	51.4	35.3
Czech Republic	935	10,166.6	2,400.7	2,468.6	2,830.7	3,151.9	2,841.3	4,403.9	1,158.2	1,234.8	1,382.7	1,493.0	1,531.9
Denmark	128	7,883.9	2,219.0	2,190.2	2,385.7	2,480.7	2,519.1	6,195.6	1,429.2	1,508.1	1,717.5	1,700.4	1,584.2
Iceland	176	170.9	34.2	29.2	32.5	37.4	63.4	123.3	24.9	35.0	40.0	52.4	43.5
Israel	436	12,761.8	3,162.2	3,612.4	3,565.6	3,627.3	3,614.5	6,712.5	1,584.2	1,896.1	1,820.1	1,901.9	2,176.6
Japan	158	216,848.7	54,868.5	56,054.4	58,477.4	62,575.9	60,415.3	244,308.1	62,202.8	66,357.4	71,349.5	72,563.1	70,126.4
Korea, Republic of	542	131,098.1	34,107.4	36,028.6	36,531.6	39,007.1	36,868.1	236,661.9	63,791.3	65,670.7	74,621.4	76,814.1	73,930.9
New Zealand	196	8,462.3	1,985.1	2,267.1	2,455.4	2,572.9	2,386.1	11,838.5	3,612.4	3,780.7	3,726.9	3,645.2	4,324.8
Norway	142	3,496.7	824.9	940.2	1,141.8	875.8	829.6	5,244.0	1,203.6	1,412.5	1,372.5	1,425.8	1,417.4
San Marino	135	1.6	1.1	1.6	1.2	2.1	1.5	3.1	0.5	0.8	1.7	1.9	2.4
Singapore	576	111,814.7	28,342.6	29,285.4	30,297.9	31,352.9	29,969.4	90,423.6	26,388.8	25,889.3	28,268.9	31,545.9	30,328.5
Sweden	144	9,583.2	2,338.2	2,694.7	2,843.4	2,721.9	2,669.9	9,698.3	2,571.7	2,995.9	3,129.5	3,277.7	3,495.9
Switzerland	146	13,506.9	3,131.0	2,889.5	4,037.7	2,140.9	3,078.9	63,327.5	15,741.5	16,052.8	11,436.8	18,049.3	18,815.6
Taiwan Prov.of China	528	56,835.6	14,418.5	16,665.3	16,916.8	18,448.6	16,587.9	181,200.7	43,237.8	46,843.1	54,348.7	58,644.6	52,800.6
United Kingdom	112	84,279.2	18,577.9	21,449.7	23,625.6	22,176.1	19,514.7	29,297.8	7,878.8	8,450.1	8,739.0	9,511.4	8,985.9
United States	111	548,239.1	128,443.1	149,219.9	162,889.3	166,025.2	145,258.3	208,580.2	59,170.1	57,193.6	56,873.7	64,099.2	63,515.6
Vatican	187	0.1	0.0	0.0	0.0	0.2	0.1	0.2	0.0	0.2	0.0	0.1	0.1
Emerg. & Dev. Economies	200	1,210,180.7	301,816.3	340,819.1	348,731.9	371,667.9	347,928.2	1,194,031.9	334,778.0	343,980.1	358,856.9	404,728.7	408,237.1
Emerg. & Dev. Asia	505	608,354.4	160,175.0	170,903.9	179,189.9	200,943.2	188,907.5	681,907.1	179,370.1	186,206.3	200,822.3	227,181.6	219,937.8
American Samoa	859	45.6	6.6	7.9	8.3	6.8	6.8	9.2	0.8	1.6	3.8	2.3	18.5
Bangladesh	513	24,592.2	6,430.8	6,967.3	6,482.6	8,036.1	8,024.1	2,092.5	537.2	444.5	495.7	530.8	604.7
Bhutan	514	440.0	95.2	119.8	74.0	140.6	171.7	249.4	52.2	35.2	84.7	65.7	70.1
Brunei Darussalam	516	1,368.2	282.4	362.8	352.1	430.1	554.5	1,618.9	621.1	589.4	551.2	495.2	459.0
Cambodia	522	11,721.5	3,224.6	3,493.0	3,521.9	3,924.0	3,988.9	2,765.0	739.0	733.6	910.0	740.6	874.5
China,P.R.: Mainland	924	114,359.2	32,703.5	33,168.6	36,898.5	44,838.6	41,498.5	265,020.0	66,962.6	73,560.8	77,394.2	81,451.0	80,320.8
Fiji	819	656.3	128.1	146.1	164.0	178.9	167.0	183.4	33.4	43.1	45.6	47.0	37.9
F.T. French Polynesia	887	104.8	31.0	36.1	40.0	37.0	37.7	21.1	2.8	4.3	3.2	3.2	4.0
F.T. New Caledonia	839	148.7	29.1	37.5	43.7	36.0	48.4	542.8	230.0	190.7	184.4	195.5	248.1
Guam	829	38.2	109.4	107.7	110.0	106.5	107.1	94.6	25.2	33.5	50.0	56.3	34.8
India	534	89,358.3	23,726.1	26,675.4	27,094.8	27,264.7	27,327.5	43,885.5	14,118.7	13,137.9	12,305.9	17,653.1	16,684.3
Indonesia	536	54,329.2	13,584.9	14,472.4	14,506.7	16,668.2	16,466.5	57,996.6	17,995.0	17,506.5	17,974.0	21,070.6	20,794.2
Kiribati	826	71.4	12.2	14.2	16.8	15.1	14.8	123.2	28.6	32.3	48.3	34.3	40.4
Lao People's Dem.Rep	544	5,512.6	1,440.3	1,474.5	1,405.0	1,742.6	1,640.8	3,798.5	1,019.5	1,136.8	1,097.3	1,344.6	1,359.1
Malaysia	548	60,181.7	17,088.2	17,905.0	18,291.7	20,858.2	18,781.8	88,400.6	23,012.6	23,659.6	25,343.0	27,019.5	26,057.9

Emerging and Developing Asia (505)

In Millions of U.S. Dollars

		Exports (FOB)						Imports (CIF)					
		2016	2017Q1	2017Q2	2017Q3	2017Q4	2018Q1	2016	2017Q1	2017Q2	2017Q3	2017Q4	2018Q1
Maldives	556	892.9	220.7	233.0	208.0	253.9	279.8	134.0	72.8	57.9	64.0	73.8	89.6
Marshall Islands	867	1,024.6	1,289.5	804.2	533.7	463.2	1,089.5	36.5	15.7	38.4	22.6	17.3	16.2
Micronesia	868	300.6	24.8	35.2	50.0	57.1	80.5	46.9	23.0	22.5	35.8	22.5	31.6
Mongolia	948	1,062.1	238.8	394.4	427.3	367.3	306.5	3,589.8	1,131.7	1,430.6	1,182.0	1,348.6	1,224.5
Myanmar	518	15,688.5	4,186.8	4,098.7	3,956.3	4,603.0	4,722.1	8,208.6	1,781.7	2,198.8	2,169.0	2,371.5	2,328.8
Nauru	836	6.7	3.8	2.8	1.9	1.7	2.4	0.4	0.1	0.1	0.2	0.3	0.2
Nepal	558	5,672.6	1,643.4	1,614.5	1,617.3	1,857.4	2,107.1	458.4	133.4	75.6	93.5	112.9	116.5
Palau	565	94.1	5.7	10.6	15.1	16.6	8.1	0.9	0.2	1.3	1.2	1.1	0.8
Papua New Guinea	853	1,506.5	368.3	409.6	444.6	457.2	418.7	2,407.5	709.0	648.7	863.1	924.0	834.7
Philippines	566	49,470.0	12,005.6	13,129.3	13,748.3	15,185.2	12,999.4	24,190.1	5,942.9	6,646.1	7,520.9	7,481.8	6,988.6
Samoa	862	135.9	25.4	28.9	33.0	29.2	28.9	25.8	3.1	4.2	4.9	3.6	2.8
Solomon Islands	813	224.0	53.8	65.3	65.1	70.7	64.3	504.9	144.7	168.4	179.8	211.2	215.3
Sri Lanka	524	9,845.4	2,485.5	2,366.6	2,616.3	2,707.4	2,679.2	1,367.0	368.1	314.5	391.0	376.9	420.1
Thailand	578	68,187.8	16,750.7	17,999.4	19,218.9	19,672.9	19,576.0	88,535.4	22,531.2	23,366.6	25,181.4	25,552.4	25,571.5
Timor-Leste	537	242.2	48.2	140.7	108.7	148.6	38.2	10.6	1.2	0.7	1.2	1.3	0.5
Tonga	866	80.9	9.0	8.5	11.6	9.1	7.3	1.0	0.2	0.1	0.4	0.4	0.2
Tuvalu	869	15.7	3.9	6.0	14.4	5.0	4.9	0.1	0.1	0.0	0.0	0.0	5.4
Vanuatu	846	154.8	33.5	39.9	53.6	39.0	38.2	57.8	10.7	21.1	22.1	17.7	15.3
Vietnam	582	87,757.2	21,841.6	24,471.8	27,011.1	30,688.2	25,593.6	57,782.5	14,630.8	16,467.1	19,518.1	24,129.3	21,303.0
Asia n.s.	598	3,063.6	43.8	56.2	44.7	26.8	26.7	27,747.7	6,491.0	3,634.0	7,079.9	13,825.5	13,163.8
Europe	170	134,190.2	31,468.4	38,890.3	42,442.0	42,027.6	39,378.3	85,223.6	24,871.0	25,743.3	26,083.5	30,479.5	29,802.8
Emerg. & Dev. Europe	903	62,759.5	14,991.0	18,053.3	18,589.5	19,512.3	19,293.3	19,390.6	5,253.2	5,422.2	5,947.4	6,182.7	6,068.5
Albania	914	581.8	102.2	148.3	126.4	133.8	130.0	144.6	80.3	63.3	47.7	47.6	44.3
Bosnia and Herzegovina	963	88.1	19.6	26.7	26.2	26.3	34.0	49.5	12.5	17.8	21.0	19.2	22.2
Bulgaria	918	1,555.3	332.1	392.0	417.3	472.4	547.7	1,178.6	371.1	320.0	359.2	385.1	418.0
Croatia	960	1,282.2	335.2	393.0	391.0	375.3	399.3	322.0	73.0	77.7	84.8	78.0	91.5
Faroe Islands	816	3.7	0.7	0.9	0.8	0.8	1.0	104.6	21.1	27.1	28.3	24.3	28.7
Gibraltar	823	1,219.0	33.1	1.0	36.2	97.0	104.7	0.2	0.0	0.1	0.7	0.0	0.8
Hungary	944	6,850.9	1,700.0	2,018.8	1,981.1	2,081.1	2,038.9	4,289.1	1,181.7	1,202.3	1,255.3	1,381.6	1,340.0
Kosovo	967	16.7	5.3	3.2	5.2	4.3	5.7	0.0	0.0	0.0
Macedonia, FYR	962	78.5	20.5	26.1	23.7	26.8	29.7	72.7	30.6	36.4	30.9	30.9	33.6
Montenegro	943	151.7	29.7	49.2	36.7	64.1	88.3	40.3	9.8	20.4	15.8	21.9	12.9
Poland	964	18,918.7	4,838.5	5,369.9	6,165.3	6,258.5	6,148.3	4,535.5	1,100.2	1,220.4	1,410.6	1,537.5	1,447.9
Romania	968	4,197.8	992.3	1,205.7	1,267.8	1,282.4	1,320.9	2,763.6	620.3	688.9	786.3	736.4	741.7
Serbia, Republic of	942	504.5	117.1	158.7	175.9	175.4	189.2	257.1	64.5	68.7	81.2	65.5	66.7
Turkey	186	27,310.4	6,464.8	8,259.8	7,936.0	8,514.0	8,255.5	5,632.7	1,688.3	1,679.0	1,825.5	1,854.6	1,820.1
CIS	901	71,157.0	16,409.0	20,724.8	23,702.7	22,371.1	19,935.4	65,737.8	19,594.9	20,293.0	20,089.2	24,267.6	23,690.8
Armenia	911	155.2	37.0	48.0	59.9	47.2	55.7	276.8	31.9	97.3	73.1	102.1	64.7
Azerbaijan, Rep. of	912	457.6	104.8	130.7	146.5	144.2	153.5	1,525.8	674.1	405.9	401.0	458.1	372.8
Belarus	913	1,160.8	155.7	246.3	302.8	296.5	212.5	1,047.7	379.5	310.5	299.7	293.2	346.2
Georgia	915	960.2	211.2	289.2	292.3	300.6	275.9	102.4	42.0	16.9	23.2	23.0	20.1
Kazakhstan	916	8,635.7	2,245.6	2,969.1	3,320.8	3,574.7	2,480.2	5,235.0	1,505.1	1,778.7	1,816.8	2,486.4	1,924.9
Kyrgyz Republic	917	5,775.2	1,104.4	1,333.4	2,090.4	1,184.0	1,325.1	74.9	32.2	51.8	15.5	19.3	19.6
Moldova	921	87.2	22.3	24.5	28.0	34.6	28.2	58.6	21.7	14.5	18.1	41.0	22.2
Russian Federation	922	44,138.9	10,287.7	13,051.0	14,261.7	13,808.3	12,426.9	42,967.8	13,165.8	13,940.1	13,519.3	16,225.2	17,113.5
Tajikistan	923	1,741.8	213.2	334.5	428.7	387.8	267.3	81.2	37.1	24.5	27.4	32.0	54.5
Turkmenistan	925	435.9	79.6	162.0	139.5	83.9	51.6	5,745.9	1,695.7	1,787.4	1,717.9	1,516.6	1,958.0
Ukraine	926	5,312.5	1,382.5	1,504.2	1,688.1	1,623.9	1,727.0	6,487.6	1,613.7	1,364.7	1,739.4	2,410.9	1,385.5
Uzbekistan	927	2,295.9	564.9	632.1	944.0	885.3	931.5	2,134.0	396.1	500.7	437.8	659.8	408.7
Europe n.s.	884	273.7	68.4	112.2	149.8	144.2	149.6	95.1	23.0	28.1	46.9	29.2	43.5
Mid East, N Africa, Pak	440	226,770.0	52,877.0	62,328.5	55,724.2	57,057.4	54,505.4	199,535.1	64,790.7	60,100.2	59,604.5	71,101.5	79,123.3
Afghanistan, I.R. of	512	1,072.2	272.3	359.5	358.7	386.0	393.9	301.0	82.5	41.9	96.2	159.5	105.3
Algeria	612	9,317.5	2,356.4	2,325.3	1,955.2	1,689.9	2,610.3	1,543.5	246.8	536.0	642.0	787.6	608.8
Bahrain, Kingdom of	419	1,624.0	347.0	493.2	453.2	458.5	461.2	777.9	360.8	239.8	191.9	258.0	285.2
Djibouti	611	2,884.6	619.0	861.7	790.0	655.1	678.1	3.6	1.1	2.4	0.7	1.0	2.2
Egypt	469	15,616.4	3,246.3	3,895.7	3,669.8	3,952.4	3,672.5	2,237.9	761.0	767.1	756.4	1,003.3	892.8
Iran, I.R. of	429	20,419.3	5,129.2	6,150.7	5,554.6	6,219.9	5,469.1	23,667.5	8,416.1	7,192.0	7,229.0	8,145.2	9,573.1
Iraq	433	9,163.6	2,128.6	2,983.9	2,626.1	2,513.8	2,688.2	20,715.1	7,468.2	6,942.8	7,114.2	7,787.0	10,707.9
Jordan	439	4,051.8	879.5	1,084.8	942.4	929.4	975.6	1,344.0	332.3	363.7	388.7	520.3	377.9
Kuwait	443	5,371.5	1,254.6	1,312.0	1,247.8	1,481.0	1,371.7	13,234.6	4,110.9	4,119.4	4,014.2	5,807.9	6,583.1

Emerging and Developing Asia (505)

In Millions of U.S. Dollars

		Exports (FOB)						Imports (CIF)					
		2016	2017Q1	2017Q2	2017Q3	2017Q4	2018Q1	2016	2017Q1	2017Q2	2017Q3	2017Q4	2018Q1
Lebanon	446	2,841.4	628.0	789.4	616.6	679.8	660.4	98.0	27.1	16.5	22.0	30.6	27.5
Libya	672	1,607.7	310.0	322.9	367.4	387.7	356.7	440.7	350.5	415.2	415.1	497.7	1,082.5
Mauritania	682	1,123.2	245.3	349.4	277.1	254.9	307.1	765.1	226.5	220.6	200.4	174.3	203.4
Morocco	686	4,009.0	877.6	1,141.9	897.4	1,120.3	1,108.1	1,685.4	382.0	435.8	457.2	480.0	447.7
Oman	449	5,752.0	1,660.0	1,597.7	1,536.1	1,557.8	1,409.8	13,821.5	4,283.1	3,934.4	4,273.9	4,698.6	5,498.1
Pakistan	564	24,192.7	6,195.4	6,660.2	6,241.1	6,743.1	6,449.7	3,930.0	1,063.6	874.1	952.6	1,229.5	1,145.8
Qatar	453	2,913.7	685.3	697.4	983.1	1,170.0	1,219.3	15,804.5	4,680.8	4,353.8	4,760.9	5,431.7	6,276.8
Saudi Arabia	456	29,803.2	6,599.8	8,372.4	6,893.0	6,609.6	6,496.9	55,309.6	17,534.6	15,475.6	15,936.0	19,871.2	21,400.2
Somalia	726	1,049.5	247.9	310.2	297.5	273.5	250.8	29.4	3.6	2.9	3.8	5.8	2.9
Sudan	732	3,215.7	723.5	1,015.9	803.0	834.5	674.7	669.2	296.3	373.4	228.6	291.0	346.7
Syrian Arab Republic	463	1,275.2	319.4	374.6	372.7	392.5	352.2	43.7	8.5	12.6	9.2	5.5	4.8
Tunisia	744	1,874.8	439.1	500.7	440.7	476.6	535.0	483.9	113.5	147.0	100.1	118.9	137.8
United Arab Emirates	466	75,003.8	17,160.2	19,986.7	17,739.9	17,645.3	15,719.6	42,422.2	13,762.2	13,489.3	11,541.5	13,594.3	13,258.3
West Bank and Gaza	487	75.4	14.3	26.3	21.6	20.6	20.7	0.9	0.2	0.2	0.2	0.5	1.3
Yemen, Republic of	474	2,511.9	538.2	716.0	639.3	605.1	623.7	205.8	278.1	143.9	269.7	202.1	153.1
Middle East n.s.	489	0.4	0.3	0.4
Sub-Saharan Africa	603	95,274.1	22,478.5	26,819.8	25,680.2	27,052.8	24,152.0	86,170.6	27,656.9	28,187.7	26,488.1	31,216.2	34,434.8
Angola	614	2,309.4	627.3	812.0	820.6	837.9	686.0	16,243.3	6,295.4	6,405.6	5,957.7	6,304.6	7,982.6
Benin	638	3,555.3	739.4	959.3	1,059.8	872.1	875.9	403.2	55.1	186.7	173.0	83.6	127.1
Botswana	616	298.9	70.4	83.9	93.1	87.6	94.9	1,100.1	482.3	527.2	416.7	429.7	369.1
Burkina Faso	748	292.7	81.7	111.0	86.8	97.2	98.1	344.8	167.8	279.0	274.0	221.8	188.8
Burundi	618	77.1	24.9	23.1	22.2	23.5	14.8	4.0	1.4	2.3	4.1	12.3	8.8
Cabo Verde	624	59.2	14.9	17.0	25.9	22.7	17.6	2.0	0.7	0.7	0.7	0.8	0.9
Cameroon	622	2,052.2	403.7	524.8	496.0	586.2	467.0	1,219.1	170.0	248.5	359.2	474.6	313.2
Central African Rep.	626	32.4	7.3	6.8	9.5	28.0	7.5	63.6	13.1	18.2	17.2	18.0	27.6
Chad	628	137.2	31.9	33.7	37.3	41.6	52.2	325.0	148.1	115.9	108.7	24.1	100.4
Comoros	632	88.4	26.6	32.2	19.3	23.8	34.0	25.1	8.8	12.7	4.1	12.3	18.8
Congo, Dem. Rep. of	636	1,284.9	255.6	338.1	324.2	306.5	393.9	2,243.5	774.4	924.1	1,062.8	1,127.6	1,388.1
Congo, Republic of	634	1,078.4	181.9	203.3	183.7	221.8	166.6	2,834.0	839.6	802.6	1,240.9	1,296.7	1,609.8
Côte d'Ivoire	662	2,551.1	646.3	757.1	733.6	706.7	585.8	1,640.6	550.7	556.4	597.0	506.2	495.8
Equatorial Guinea	642	182.7	40.8	48.0	58.6	55.7	43.7	1,630.2	454.8	400.9	533.8	684.2	823.5
Eritrea	643	80.8	13.1	15.8	15.2	14.5	10.8	231.0	50.5	49.6	60.0	13.0	82.1
Ethiopia	644	4,299.1	893.4	1,042.4	961.7	746.0	655.0	528.5	102.3	134.1	109.9	96.4	171.7
Gabon	646	563.8	232.9	126.2	134.7	103.2	88.8	1,656.1	972.5	634.5	768.7	880.3	1,284.8
Gambia, The	648	463.2	110.1	184.2	180.3	160.0	157.5	145.0	21.4	21.6	74.7	53.6	13.6
Ghana	652	6,407.9	1,380.3	1,713.7	1,592.5	1,813.5	1,371.5	3,123.8	1,353.8	1,505.5	886.3	1,343.3	1,458.0
Guinea	656	1,660.4	414.6	488.0	448.7	414.5	433.8	1,062.8	406.7	678.6	580.3	587.4	756.8
Guinea-Bissau	654	54.0	11.7	17.9	12.8	15.7	8.9	286.7	20.2	22.0	213.5	84.7	20.2
Kenya	664	8,799.8	1,830.3	2,192.7	1,759.1	1,925.3	1,881.5	326.7	68.7	76.8	82.7	83.8	75.6
Lesotho	666	97.6	27.0	26.6	26.4	30.9	26.2	33.4	21.2	34.8	12.5	30.9	42.0
Liberia	668	1,900.7	706.0	785.6	493.1	493.7	490.8	91.6	13.3	44.4	74.6	21.6	21.9
Madagascar	674	1,304.0	369.5	382.2	389.7	407.4	377.6	363.7	118.7	158.7	102.1	117.8	161.6
Malawi	676	457.0	114.4	161.9	141.6	125.2	105.9	97.6	16.9	32.6	16.8	12.8	24.5
Mali	678	493.7	121.1	116.9	122.5	125.6	137.5	494.5	118.1	195.0	131.4	73.0	97.9
Mauritius	684	1,679.2	436.3	467.5	383.9	489.4	378.5	136.2	25.7	31.1	35.0	35.2	40.0
Mozambique	688	2,669.2	697.0	619.2	701.8	911.8	677.6	961.5	384.8	428.0	359.5	459.3	348.9
Namibia	728	375.1	101.0	83.3	88.9	77.7	109.1	211.4	66.9	68.8	71.4	161.1	66.0
Niger	692	218.6	60.6	63.1	76.3	58.4	75.4	126.8	50.7	20.1	30.1	19.7	98.5
Nigeria	694	13,372.8	3,113.9	4,292.5	3,756.5	4,212.1	3,782.9	10,011.6	2,809.3	3,339.7	2,796.6	3,583.6	4,427.4
Rwanda	714	212.7	46.6	58.3	61.3	72.5	56.8	89.9	18.5	22.4	23.6	29.7	32.7
São Tomé & Príncipe	716	8.3	2.1	3.0	2.1	2.2	2.0	0.3	0.3	0.0	0.0	0.0	0.0
Senegal	722	3,175.2	713.0	881.8	808.6	805.1	786.3	549.1	105.1	170.2	138.7	316.2	89.1
Seychelles	718	151.3	28.2	29.3	36.4	45.2	43.0	49.8	17.1	7.5	11.4	17.8	4.3
Sierra Leone	724	393.8	109.5	109.1	102.0	109.1	125.4	254.4	93.2	107.9	67.0	108.0	65.0
South Africa	199	20,875.9	5,278.6	5,936.4	6,348.4	6,441.9	5,773.7	29,719.9	8,379.8	7,717.0	7,258.0	9,596.1	8,838.9
South Sudan, Rep. of	733	45.8	7.3	18.1	13.8	18.5	18.1	1,448.9	403.9	264.7	228.1	415.8	446.7
Swaziland	734	90.1	21.8	18.6	17.6	20.0	16.5	55.6	26.1	7.8	8.1	13.6	32.0
Tanzania	738	6,029.6	1,173.3	1,280.8	1,407.6	1,483.0	1,338.8	1,553.8	590.8	328.6	292.9	429.7	452.0
Togo	742	2,639.7	603.6	808.4	573.8	762.5	626.5	283.4	105.9	99.9	93.5	72.1	112.2
Uganda	746	1,386.9	236.3	279.0	362.7	467.8	312.7	156.7	48.8	48.8	43.4	25.2	44.8

Emerging and Developing Asia (505)

In Millions of U.S. Dollars

		Exports (FOB)						Imports (CIF)					
		2016	2017Q1	2017Q2	2017Q3	2017Q4	2018Q1	2016	2017Q1	2017Q2	2017Q3	2017Q4	2018Q1
Zambia	754	755.3	169.0	230.9	280.4	316.2	328.9	3,171.2	830.7	1,080.0	1,081.1	1,184.4	1,336.3
Zimbabwe	698	546.6	109.6	184.5	147.8	195.3	126.7	826.9	417.7	353.1	85.3	152.1	333.7
Africa n.s.	799	66.2	194.0	251.9	261.4	277.5	289.5	43.3	34.9	23.4	1.0	1.4	1.0
Western Hemisphere	205	145,592.1	34,817.4	41,876.6	45,695.5	44,586.9	40,985.0	141,195.5	38,089.3	43,742.6	45,858.4	44,749.9	44,938.3
Anguilla	312	0.4	0.1	0.1	0.1	0.4	0.2	0.7	0.1	0.1	0.2	0.5	0.2
Antigua and Barbuda	311	173.0	27.7	33.9	35.1	33.8	29.1	4.8	0.1	2.7	0.1	0.2	0.1
Argentina	213	9,628.7	2,197.1	3,019.2	3,542.1	3,253.2	3,073.8	14,177.1	2,808.1	3,288.1	4,071.8	3,748.0	2,913.6
Aruba	314	37.2	6.2	7.8	10.1	9.0	8.9	4.7	0.1	0.2	0.9	0.0	0.1
Bahamas, The	313	434.6	79.7	139.2	65.4	86.4	236.5	320.2	6.8	13.8	11.5	44.6	5.6
Barbados	316	107.3	29.6	26.7	47.9	43.5	28.5	19.9	9.6	11.0	10.9	10.0	9.9
Belize	339	129.6	20.7	30.9	33.1	28.7	23.1	123.8	5.6	2.7	2.8	3.5	5.9
Bermuda	319	239.8	83.4	6.9	44.7	5.5	68.8	1.9	0.0	0.1	0.0	0.0	0.0
Bolivia	218	761.0	195.2	234.4	247.3	235.2	234.0	510.9	192.1	293.7	175.3	304.1	257.0
Brazil	223	29,378.6	7,542.1	9,350.5	10,463.4	10,377.4	9,758.2	59,277.2	14,737.3	21,191.9	20,767.5	17,729.9	17,390.8
Chile	228	15,298.2	3,760.4	4,516.4	4,569.8	4,673.3	4,364.2	20,495.7	6,051.1	4,859.2	5,833.7	6,952.8	7,875.1
Colombia	233	8,423.4	1,996.8	2,354.1	2,459.5	2,442.1	2,134.7	3,113.8	1,238.0	919.8	1,083.4	1,453.4	1,488.4
Costa Rica	238	2,152.6	466.7	517.0	544.0	551.6	493.6	839.6	187.7	261.6	263.3	253.2	244.0
Curacao	354	124.7	38.0	41.6	49.7	44.9	43.2	2.2	0.1	0.1	4.0	0.6	0.1
Dominica	321	48.0	8.0	21.8	18.2	8.6	11.8	2.8	14.5	0.1	0.3	0.2	9.5
Dominican Republic	243	2,079.8	459.6	554.7	577.8	590.5	559.0	816.8	171.3	204.4	154.6	299.6	236.2
Ecuador	248	2,791.8	756.1	953.4	985.8	1,031.7	1,001.5	1,309.6	574.9	313.3	418.5	389.3	484.7
El Salvador	253	950.0	202.2	247.4	254.9	252.1	228.3	80.9	19.2	69.9	60.4	55.4	60.0
Falkland Islands	323	0.0	0.0	0.0	0.0	0.9	0.0	0.0	0.9	0.3	0.0
Greenland	326	1.1	0.9	1.2	0.3	0.2	0.1	105.7	29.6	31.3	33.5	47.5	49.2
Grenada	328	24.3	4.9	6.5	6.0	8.6	5.8	0.4	0.4	0.2	0.1	0.1	0.1
Guatemala	258	2,361.5	494.6	639.4	688.5	658.2	599.6	219.6	119.7	106.3	59.4	34.2	46.9
Guyana	336	240.7	49.6	61.6	61.1	58.7	55.1	47.6	15.4	12.2	15.0	13.2	14.7
Haiti	263	678.9	151.0	218.5	222.0	218.9	171.5	15.0	4.5	5.1	6.0	6.9	9.0
Honduras	268	1,005.4	234.8	265.5	297.2	310.3	239.8	70.7	12.1	15.7	23.8	25.8	21.5
Jamaica	343	681.7	134.4	185.5	176.9	185.7	147.0	22.8	28.4	12.7	5.5	18.8	31.2
Mexico	273	44,198.6	10,378.6	12,109.1	13,633.6	12,929.5	11,826.5	14,510.5	3,795.7	3,924.5	3,879.0	5,172.8	4,757.8
Montserrat	351	0.1	0.2	0.1	0.1	0.4	0.5	0.1	0.1	0.1	0.0	0.1	0.1
Netherlands Antilles	353	116.0	18.7	30.8	36.0	25.2	26.6	114.3	2.7	2.1	3.6	1.3	3.0
Nicaragua	278	883.6	150.6	224.6	212.5	188.8	172.8	27.9	9.3	15.0	18.6	13.5	35.1
Panama	283	7,433.8	1,702.6	1,977.6	2,083.2	1,972.7	1,581.7	206.8	175.4	47.4	53.9	47.8	45.5
Paraguay	288	1,374.6	320.2	463.0	553.2	482.6	409.7	477.0	103.8	91.7	136.1	139.5	97.0
Peru	293	7,792.6	1,933.5	2,181.4	2,259.0	2,403.2	2,275.6	10,720.7	3,782.8	3,884.8	4,015.8	4,077.7	4,607.6
Sint Maarten	352	0.0	1.8	1.5	1.5	3.8	3.9	0.0	0.0	0.0
St. Kitts and Nevis	361	9.0	2.1	3.0	4.5	2.8	2.5	3.3	15.1	10.7	6.5	13.0	8.5
St. Lucia	362	22.4	4.6	4.5	6.8	5.6	6.0	4.9	1.3	1.3	1.4	1.3	1.5
St. Vincent & Grens.	364	20.7	3.8	4.3	31.8	5.6	2.7	2.1	1.7	1.7	1.2	1.1	0.4
Suriname	366	185.6	38.5	58.5	64.9	60.4	62.0	74.0	21.3	20.3	33.9	43.1	36.0
Trinidad and Tobago	369	622.2	124.2	143.8	223.2	200.8	146.3	368.2	118.3	13.8	78.3	89.2	204.4
Uruguay	298	2,088.5	536.5	591.5	725.7	674.1	563.8	2,256.2	421.6	513.8	1,124.8	803.1	582.3
Venezuela, Rep. Bol.	299	2,780.6	545.3	520.2	439.3	426.4	364.4	10,750.0	3,408.6	3,596.2	3,492.0	2,949.7	3,402.6
Western Hem. n.s.	399	311.4	116.7	128.2	19.3	96.5	23.9	94.5	5.0	2.7	9.6	4.4	2.7
Other Countries n.i.e	910	5,214.6	1,020.8	1,307.3	1,250.5	1,295.6	628.1	3,164.3	573.7	657.5	690.6	318.7	134.0
Cuba	928	1,867.9	279.6	342.7	350.2	464.4	201.5	286.4	62.4	258.3	82.7	66.4	56.3
Korea, Dem. People's Rep.	954	3,346.7	741.2	964.5	900.3	831.2	426.5	2,877.9	511.3	399.2	607.8	252.3	77.7
Special Categories	899	6,408.9	1,367.8	1,404.5	1,379.3	1,437.9	1,471.5	132,295.4	817.7	807.3	784.7	893.5	937.8
Countries & Areas n.s.	898	2,961.1	747.8	722.1	724.6	644.7	745.9	15,447.8	30,566.3	34,428.5	40,189.7	41,890.8	37,223.2
Memorandum Items													
Africa	605	118,702.5	27,980.1	33,306.8	31,127.4	32,339.2	30,297.9	89,901.8	28,522.7	29,641.1	27,892.9	32,659.1	35,737.8
Middle East	405	178,030.9	40,900.4	48,803.9	43,663.4	44,623.4	41,497.9	190,124.0	62,374.8	57,466.2	56,922.8	67,853.9	76,122.6
European Union	998	510,446.7	126,020.3	138,008.8	148,905.5	150,790.0	143,099.3	323,487.4	82,565.2	90,714.8	98,269.6	100,614.1	98,131.7
Export earnings: fuel	080	251,835.8	59,071.3	71,514.1	67,685.3	68,355.5	62,850.4	295,248.3	96,610.7	92,445.0	91,277.9	106,638.9	119,768.2
Export earnings: nonfuel	092	3,004,984.3	730,348.4	806,148.8	856,649.9	908,508.1	828,855.6	2,570,166.9	675,202.3	708,895.6	753,929.9	817,963.9	789,515.3

Europe (170)

In Millions of U.S. Dollars

		Exports (FOB)						Imports (CIF)					
		2016	2017Q1	2017Q2	2017Q3	2017Q4	2018Q1	2016	2017Q1	2017Q2	2017Q3	2017Q4	2018Q1
IFS World		1,094,586.7	288,757.2	1,110,041.5	280,767.1
World	001	996,399.1	271,733.7	283,716.5	289,738.0	320,783.2	327,818.4	992,150.7	253,880.1	285,883.9	302,701.9	324,461.8	313,784.7
Advanced Economies	110	606,710.6	167,718.0	169,967.0	173,987.9	187,368.5	202,681.4	565,692.7	141,050.1	161,745.9	168,096.7	179,998.4	175,292.5
Euro Area	163	423,361.1	118,937.0	119,004.1	120,118.0	131,305.6	145,622.7	401,194.4	100,387.5	112,145.4	117,600.6	127,166.3	125,194.6
Austria	122	15,089.2	4,014.9	4,224.8	4,591.1	5,020.0	5,690.2	21,081.3	5,102.1	5,581.9	5,948.6	6,550.3	6,412.2
Belgium	124	17,767.9	5,227.7	5,169.7	5,373.5	5,723.8	6,971.4	19,639.2	5,188.9	5,691.2	6,047.6	6,027.7	6,346.8
Cyprus	423	784.6	235.4	252.8	208.1	222.3	257.4	372.4	74.5	83.4	164.7	122.2	144.7
Estonia	939	3,987.9	992.7	898.8	912.3	1,006.3	1,040.7	1,512.7	296.4	502.8	479.8	475.8	402.1
Finland	172	9,416.7	2,880.1	3,039.1	2,842.9	3,016.6	3,813.3	6,205.2	1,575.9	1,906.0	2,054.2	2,262.8	1,940.0
France	132	36,489.6	10,407.1	9,868.9	9,694.3	11,191.3	12,293.1	38,695.9	9,444.7	10,231.8	10,199.5	12,110.2	12,077.5
Germany	134	147,328.3	40,330.6	39,447.2	42,558.7	45,261.5	50,012.2	159,986.6	39,805.9	44,134.7	47,272.5	49,329.4	49,966.0
Greece	174	9,655.4	2,713.5	3,031.3	2,784.7	2,877.6	3,168.8	6,787.9	1,724.8	1,958.1	2,082.1	2,571.5	2,281.9
Ireland	178	2,095.1	538.1	538.8	568.1	693.9	732.1	4,778.7	1,279.3	1,358.3	1,427.3	1,497.9	1,401.0
Italy	136	61,737.1	16,781.9	18,173.2	16,768.4	19,070.8	20,049.0	56,687.1	13,882.3	16,260.8	16,454.3	18,045.6	16,912.0
Latvia	941	7,372.6	2,256.1	1,781.1	1,609.2	1,702.2	1,851.3	1,657.0	350.4	437.4	461.2	497.2	488.2
Lithuania	946	7,416.9	1,875.6	1,986.9	2,315.6	2,653.5	2,872.3	3,693.8	960.1	1,232.0	1,270.9	1,431.6	1,308.6
Luxembourg	137	571.3	151.6	175.9	183.3	182.2	321.7	1,125.3	277.0	305.8	331.3	490.2	373.0
Malta	181	3,033.1	1,028.3	872.8	1,016.6	637.5	1,428.8	264.2	80.4	69.4	71.8	99.5	129.5
Netherlands	138	53,739.8	16,236.0	16,284.2	14,898.8	17,185.2	19,330.7	30,382.7	7,907.5	8,872.1	9,192.4	9,941.2	9,891.6
Portugal	182	3,803.2	1,516.6	1,087.9	1,260.1	1,243.8	1,394.6	2,716.6	694.2	726.7	844.6	779.0	895.2
Slovak Republic	936	15,514.0	4,223.9	4,241.3	4,446.8	4,822.8	5,029.4	16,590.3	4,166.4	4,352.7	4,656.1	5,062.6	4,778.6
Slovenia	961	6,284.9	1,658.2	1,828.6	1,870.8	1,959.7	2,106.8	8,243.3	2,085.4	2,381.3	2,463.7	2,652.1	2,696.4
Spain	184	21,273.4	5,868.9	6,100.7	6,214.5	6,834.6	7,258.7	20,774.3	5,491.1	6,059.0	6,178.1	7,219.6	6,749.3
Australia	193	1,733.7	459.0	428.5	434.7	519.9	504.7	1,708.2	534.2	1,043.0	931.0	1,002.9	781.4
Canada	156	3,546.1	1,107.6	1,094.9	1,051.1	1,056.7	1,211.6	2,741.3	934.8	1,299.1	1,180.4	1,175.7	1,270.0
China,P.R.: Hong Kong	532	2,136.3	530.8	595.9	541.5	761.3	734.1	661.1	166.9	171.9	184.6	219.7	277.2
China,P.R.: Macao	546	9.1	1.0	0.9	12.6	10.8	3.2	12.6	1.9	1.3	1.8	0.7	0.9
Czech Republic	935	25,020.2	6,783.1	7,271.6	7,589.0	7,979.6	8,453.7	23,407.9	6,083.9	6,606.6	6,657.8	7,875.6	7,896.5
Denmark	128	7,520.1	2,339.0	2,332.2	2,450.7	2,920.7	3,047.6	6,507.4	1,529.6	1,917.2	1,970.6	1,929.9	1,949.5
Iceland	176	281.9	96.7	152.2	87.0	101.5	54.8	381.6	71.3	69.9	75.1	121.1	104.8
Israel	436	7,402.2	1,911.7	1,853.2	1,957.3	2,359.1	2,554.7	3,209.5	907.3	939.2	839.7	842.7	1,077.7
Japan	158	12,042.6	2,978.7	3,431.5	3,716.3	3,608.5	3,562.8	16,544.7	3,764.2	4,528.4	4,625.4	4,916.9	4,544.5
Korea, Republic of	542	12,614.8	3,640.5	4,036.2	4,230.7	4,023.4	3,689.4	19,006.1	4,451.5	5,655.6	5,847.4	5,645.0	5,544.4
New Zealand	196	386.9	87.5	129.7	134.3	92.5	124.6	392.1	111.2	108.9	98.4	98.7	139.4
Norway	142	4,492.2	1,051.4	1,052.3	1,331.7	1,374.1	1,293.2	3,360.7	907.1	1,034.0	1,155.0	1,027.5	912.1
San Marino	135	61.1	18.0	19.8	13.4	13.7	21.8	33.8	9.3	9.0	8.7	11.5	7.4
Singapore	576	3,390.8	1,606.0	1,141.1	993.6	1,093.2	1,054.4	2,120.2	423.2	553.9	510.5	1,015.2	425.5
Sweden	144	11,970.3	3,245.1	3,009.6	3,194.7	3,439.2	4,137.3	11,046.6	2,751.3	2,992.7	2,994.2	3,384.7	3,436.0
Switzerland	146	15,933.5	3,666.2	3,822.0	5,047.4	4,445.4	3,811.5	8,824.3	2,317.0	3,920.0	4,486.5	3,815.4	2,832.2
Taiwan Prov.of China	528	4,121.7	1,240.5	1,072.7	999.5	1,107.4	1,478.7	5,581.6	1,403.5	1,588.9	1,785.6	1,849.0	1,679.7
United Kingdom	112	43,028.2	10,698.2	11,032.4	11,696.5	12,326.8	13,029.5	22,602.5	5,694.2	6,152.2	6,513.3	7,293.0	7,231.6
United States	111	27,657.4	7,320.0	8,486.2	8,388.0	8,829.1	8,291.0	36,356.1	8,600.1	11,008.9	10,630.0	10,606.8	9,987.2
Vatican	187	0.2	0.0	0.0	0.0	0.0	0.0	0.0	0.0	0.0	0.0	0.0	0.0
Emerg. & Dev. Economies	200	385,409.3	102,828.8	112,527.7	114,464.0	132,072.2	123,671.2	416,735.5	109,549.6	121,570.5	132,313.6	141,270.3	135,296.0
Emerg. & Dev. Asia	505	73,600.8	20,254.1	21,655.5	21,805.7	27,713.7	25,254.5	148,631.9	36,706.2	40,206.9	47,659.7	48,123.2	45,159.3
American Samoa	859	1.6	0.1	0.1	0.5	0.1	0.2	0.3	0.0	0.0	0.0	0.0	0.0
Bangladesh	513	2,150.5	444.3	411.0	565.4	617.1	315.2	2,213.5	675.2	651.8	657.0	605.3	715.6
Bhutan	514	0.4	0.0	0.0	0.0	0.0	0.0	0.2	0.3	1.1	0.2	1.7	0.9
Brunei Darussalam	516	17.2	2.1	1.9	2.1	2.4	4.1	0.5	0.0	0.0	0.1	0.5	0.0
Cambodia	522	33.9	7.0	7.3	14.4	35.3	7.8	375.6	81.0	85.8	126.8	107.0	148.9
China,P.R.: Mainland	924	49,471.4	14,759.5	15,924.3	15,007.4	19,125.4	18,581.1	111,157.6	26,957.6	29,253.7	36,160.0	34,905.5	33,656.0
Fiji	819	3.5	1.6	0.9	0.6	0.6	2.2	0.4	0.1	0.1	1.3	1.4	0.1
F.T. French Polynesia	887	8.9	2.2	3.2	3.0	3.4	5.4	27.2	6.1	6.7	10.2	6.1	6.7
F.T. New Caledonia	839	21.4	5.9	5.1	3.8	4.8	5.5	0.0	0.0	0.0	0.1	0.0	0.2
Guam	829	1.2	0.4	1.1	0.9	0.4	0.3	0.0	0.0	0.0	0.0	0.0	0.0
India	534	10,374.6	2,839.0	2,586.2	3,157.0	3,891.5	3,188.2	13,462.0	3,131.1	3,475.6	3,368.7	4,077.7	3,904.2
Indonesia	536	1,549.3	335.3	349.8	645.1	790.5	566.7	4,789.1	1,183.0	1,153.3	1,341.0	1,650.5	1,185.5
Kiribati	826	0.1	0.0	0.2	0.0	0.0	0.0	0.1	0.0	0.0	0.0	0.0	0.0
Lao People's Dem.Rep	544	23.1	2.0	4.3	7.4	7.8	2.6	33.9	1.9	20.6	3.0	6.8	4.8
Malaysia	548	1,879.6	328.6	433.1	412.3	364.0	581.6	4,609.3	1,456.0	1,565.5	1,618.8	1,757.9	1,483.6

Europe (170)

In Millions of U.S. Dollars

		Exports (FOB)						Imports (CIF)					
		2016	2017Q1	2017Q2	2017Q3	2017Q4	2018Q1	2016	2017Q1	2017Q2	2017Q3	2017Q4	2018Q1
Maldives	556	48.4	15.6	10.1	10.5	12.8	19.7	0.9	0.2	0.1	0.2	0.1	0.2
Marshall Islands	867	1,086.2	157.4	170.9	130.0	106.3	96.7	20.4	5.0	27.1	1.6	13.8	4.0
Mongolia	948	1,091.3	261.6	368.1	380.1	516.4	334.3	44.1	8.7	9.5	13.3	16.2	12.1
Myanmar	518	391.7	36.8	139.6	35.7	66.7	35.9	47.7	21.8	19.8	37.1	38.1	47.1
Nauru	836	0.0	0.0	0.1	0.0	0.1	0.1	0.1	0.1
Nepal	558	37.0	11.5	22.8	18.4	20.7	22.1	33.1	11.1	18.1	16.4	14.4	14.2
Palau	565	0.1	0.0	0.0	0.0	0.0	0.0	0.0	0.0	0.0	0.0	0.0	0.0
Papua New Guinea	853	34.6	2.5	1.8	1.4	2.6	3.2	3.7	2.0	1.4	2.1	1.4	0.9
Philippines	566	543.5	84.3	109.9	151.4	326.9	261.3	876.6	219.8	279.9	297.9	352.2	318.5
Samoa	862	1.0	0.0	0.9	0.1	0.5	0.3	0.0	0.1	0.0	0.0	0.0	0.0
Solomon Islands	813	0.1	0.0	0.0	0.2	0.0	0.1	0.0	0.0	0.0	0.1	0.0
Sri Lanka	524	279.3	74.3	54.6	72.3	100.4	95.6	574.1	143.7	161.5	170.8	174.6	165.6
Thailand	578	1,751.1	262.2	410.4	329.9	566.0	513.0	4,304.9	1,195.5	1,393.5	1,440.8	1,646.2	1,293.0
Timor-Leste	537	0.3	0.0	0.1	0.1	0.2	0.0	0.0	0.0	0.0	0.0	0.0	0.0
Tonga	866	0.2	0.1	0.0	0.1	0.0	0.1	0.0	0.0	0.0	0.0
Tuvalu	869	0.3	0.1	0.1	0.1	0.0	0.1	0.3	0.2	0.0	0.0	0.0	0.0
Vanuatu	846	7.1	0.2	0.1	135.9	1.1	0.5	15.4	2.3	0.0	0.0	3.1	0.0
Vietnam	582	2,660.6	569.7	616.9	710.6	1,134.7	588.6	5,933.8	1,597.0	2,062.3	2,377.8	2,728.0	2,179.2
Asia n.s.	598	131.5	49.6	20.6	9.1	14.8	22.0	107.0	6.3	19.1	14.3	14.5	17.8
Europe	170	220,303.0	59,213.3	65,635.6	67,235.3	75,260.5	74,384.9	219,026.8	58,679.0	64,805.5	67,985.2	77,037.9	73,156.5
Emerg. & Dev. Europe	903	118,247.9	32,306.0	34,525.9	35,296.3	39,488.2	41,906.1	96,445.8	24,640.6	27,858.3	28,881.7	32,095.8	30,087.4
Albania	914	955.2	225.9	327.9	298.9	363.3	297.0	351.7	92.6	132.8	124.7	135.8	100.7
Bosnia and Herzegovina	963	3,715.9	921.2	1,034.1	1,194.5	1,202.1	1,094.8	2,075.5	554.7	598.2	670.3	703.4	645.1
Bulgaria	918	10,794.1	3,107.7	3,203.8	3,151.1	3,549.1	3,566.9	7,542.5	1,887.6	2,114.9	2,345.7	2,357.6	2,179.4
Croatia	960	4,815.3	1,513.4	1,565.1	1,584.4	1,648.4	1,948.3	3,239.2	787.4	888.1	1,023.5	1,051.9	909.5
Faroe Islands	816	78.8	3.3	22.0	25.5	5.7	11.6	352.4	121.9	88.7	83.0	163.4	117.0
Gibraltar	823	534.8	163.7	274.6	169.1	372.6	299.3	62.0	10.1	15.9	5.4	0.0	8.6
Hungary	944	14,972.5	3,922.6	4,220.8	4,509.1	4,560.0	4,995.1	17,596.6	4,690.9	5,121.3	5,145.0	5,739.1	5,630.3
Kosovo	967	993.5	205.9	285.8	308.4	303.5	258.4	122.8	27.1	38.9	47.7	46.6	38.4
Macedonia, FYR	962	2,318.4	565.9	622.4	672.0	734.8	724.7	1,548.6	374.2	463.3	510.0	512.1	469.2
Montenegro	943	1,306.4	287.3	409.1	263.2	210.9	172.6	231.4	52.8	58.2	50.4	65.1	50.1
Poland	964	23,012.8	6,572.2	6,661.5	6,658.2	7,964.1	8,904.3	24,196.7	6,013.9	6,928.7	7,402.2	8,132.2	7,335.2
Romania	968	19,392.6	4,991.8	5,489.5	5,839.7	6,154.3	6,739.8	12,545.5	3,286.0	3,508.9	3,630.4	4,139.0	4,234.2
Serbia, Republic of	942	6,342.2	1,724.2	1,891.8	1,954.4	2,292.9	2,130.5	6,548.4	1,716.1	2,047.6	2,232.0	2,088.9	1,946.6
Turkey	186	29,010.5	8,101.0	8,517.5	8,667.8	10,126.6	10,762.9	20,003.0	5,025.3	5,852.7	5,611.4	6,960.8	6,423.0
CIS	901	101,142.3	26,681.5	30,851.5	31,648.8	35,438.4	32,197.1	122,292.7	33,968.4	36,828.6	38,922.1	44,783.5	42,931.3
Armenia	911	1,322.9	335.0	380.2	403.4	565.2	485.6	698.3	174.5	220.9	245.8	266.2	285.3
Azerbaijan, Rep. of	912	3,664.4	816.9	1,322.3	1,049.7	1,307.8	1,043.5	1,895.3	504.0	712.2	666.1	865.9	761.1
Belarus	913	17,199.6	4,778.4	5,333.8	5,379.0	6,244.8	6,112.8	14,224.6	3,766.0	4,312.5	4,698.2	4,402.8	4,552.8
Georgia	915	3,611.3	812.1	1,004.6	1,035.7	1,167.8	1,015.1	997.6	313.2	348.5	367.6	395.9	414.0
Kazakhstan	916	12,450.5	3,377.6	3,976.4	4,068.6	4,240.9	3,918.8	9,203.0	2,991.9	2,996.3	2,864.1	3,377.7	3,758.0
Kyrgyz Republic	917	1,997.7	549.5	637.3	728.6	677.9	593.9	703.5	152.4	197.9	220.5	225.2	189.4
Moldova	921	2,968.5	754.9	786.5	913.3	1,038.6	1,012.2	1,312.3	348.3	361.8	426.8	550.3	467.4
Russian Federation	922	32,524.9	8,626.2	9,978.4	10,483.9	10,909.3	10,047.7	74,894.6	20,931.9	22,162.2	23,907.2	28,518.3	26,622.8
Tajikistan	923	1,421.5	340.3	395.0	368.0	441.2	411.6	426.3	149.3	132.0	111.5	177.1	149.2
Turkmenistan	925	2,357.7	456.1	509.6	351.4	394.4	213.1	1,255.2	254.1	266.5	194.9	213.1	196.7
Ukraine	926	17,644.9	4,853.9	5,286.9	5,637.5	6,695.7	5,786.1	14,264.0	3,810.5	4,308.7	4,385.6	4,901.7	4,790.6
Uzbekistan	927	3,978.3	980.8	1,240.7	1,229.7	1,754.7	1,556.7	2,417.8	572.5	809.3	833.8	889.2	744.1
Europe n.s.	884	912.8	225.9	258.2	290.2	333.9	281.7	288.3	70.0	118.5	181.3	158.6	137.8
Mid East, N Africa, Pak	440	71,235.9	18,102.4	19,109.0	19,312.1	22,861.4	17,955.9	24,478.4	7,958.9	9,073.7	9,151.3	8,107.1	8,981.9
Afghanistan, I.R. of	512	1,664.9	340.0	391.5	383.4	466.3	428.1	78.7	9.1	11.7	15.3	18.1	14.4
Algeria	612	7,106.6	1,349.8	1,739.3	2,183.8	2,754.4	1,549.9	617.8	169.9	565.3	510.1	310.4	251.0
Bahrain, Kingdom of	419	294.4	70.8	65.2	67.4	110.2	101.1	148.6	44.4	54.5	62.7	40.9	63.2
Djibouti	611	210.5	42.2	45.1	56.4	40.3	61.5	0.2	0.1	0.1	4.7	3.5	0.0
Egypt	469	10,611.6	2,273.6	2,477.8	2,867.3	4,303.2	3,025.1	2,682.9	893.9	1,080.0	866.6	975.3	1,093.5
Iran, I.R. of	429	9,057.8	1,611.3	1,473.6	1,710.7	1,955.5	1,600.2	5,988.4	2,150.2	2,382.2	2,357.5	2,148.9	2,372.7
Iraq	433	9,454.9	2,613.1	2,655.1	2,718.8	3,431.2	2,332.2	1,854.7	621.1	688.4	1,292.0	460.9	674.6
Jordan	439	1,562.3	315.6	386.5	314.0	381.9	424.9	194.8	64.4	41.3	44.2	60.8	35.1
Kuwait	443	1,097.6	306.4	323.1	348.4	375.0	412.1	129.2	47.1	47.5	46.4	43.0	57.2
Lebanon	446	2,267.4	635.3	593.3	607.8	677.5	607.5	174.9	49.2	107.0	77.1	63.4	105.9

Europe (170)

In Millions of U.S. Dollars

		Exports (FOB)						Imports (CIF)					
		2016	2017Q1	2017Q2	2017Q3	2017Q4	2018Q1	2016	2017Q1	2017Q2	2017Q3	2017Q4	2018Q1
Libya	672	1,590.6	394.3	392.7	316.9	433.8	423.1	267.9	92.3	114.7	124.4	106.1	233.0
Mauritania	682	142.4	74.0	71.2	85.6	93.2	95.7	32.6	12.1	11.9	17.4	24.0	15.6
Morocco	686	3,628.7	1,006.2	1,004.2	871.4	1,249.0	1,350.6	2,011.3	538.2	431.8	482.7	642.0	519.1
Oman	449	518.1	109.0	113.2	144.6	199.5	191.3	139.2	30.3	51.1	43.8	29.4	31.4
Pakistan	564	1,000.0	245.9	252.8	288.6	313.9	414.8	888.6	274.0	228.1	263.1	257.9	344.6
Qatar	453	677.4	169.1	187.4	267.9	354.7	343.3	657.0	248.9	245.3	185.3	238.0	298.1
Saudi Arabia	456	5,681.0	1,273.7	1,361.9	1,506.8	1,353.1	1,238.2	2,996.5	736.0	899.1	983.5	1,017.5	971.0
Somalia	726	138.0	35.4	52.4	50.0	46.3	52.6	16.1	1.4	1.8	3.2	2.9	6.5
Sudan	732	838.7	236.3	275.2	225.4	318.7	218.1	106.4	40.2	30.8	37.8	12.8	21.8
Syrian Arab Republic	463	1,683.5	498.5	452.7	416.1	461.2	408.4	89.9	19.3	14.9	23.1	30.9	36.5
Tunisia	744	2,245.3	614.3	508.6	512.2	664.5	647.4	684.7	164.8	149.9	204.9	202.2	173.2
United Arab Emirates	466	8,890.2	3,548.3	4,017.7	3,179.2	2,554.5	1,700.5	4,702.9	1,734.6	1,881.3	1,486.5	1,402.6	1,650.4
West Bank and Gaza	487	129.2	38.0	37.2	23.5	31.5	31.0	11.5	3.4	4.4	2.3	4.4	3.7
Yemen, Republic of	474	744.8	301.4	231.2	165.7	292.3	298.3	3.6	13.9	30.4	16.6	11.3	9.1
Middle East n.s.	489	0.1	0.0	0.0	0.0	0.0	0.0
Sub-Saharan Africa	603	8,424.4	2,071.4	2,352.9	2,505.2	2,459.3	2,156.1	5,900.3	1,359.8	1,722.2	1,841.7	1,832.0	1,739.5
Angola	614	788.3	123.5	184.2	107.0	114.8	69.3	8.8	0.7	1.0	1.1	2.1	1.0
Benin	638	120.1	30.6	39.8	38.1	44.5	41.9	38.9	13.6	10.1	18.4	4.3	2.7
Botswana	616	28.6	7.9	5.6	6.3	5.1	6.0	1.8	0.2	0.4	1.1	1.2	1.1
Burkina Faso	748	42.0	12.3	22.1	21.2	20.4	25.4	72.3	10.3	23.2	31.4	3.1	1.9
Burundi	618	8.7	1.4	3.8	1.5	2.2	3.8	5.2	1.2	0.3	0.6	1.2	0.6
Cabo Verde	624	18.7	2.0	1.8	1.9	3.2	1.7	3.0	0.7	0.0	0.1	0.4	0.4
Cameroon	622	173.5	40.1	60.9	59.9	69.7	73.2	87.1	14.4	21.6	21.8	13.4	9.8
Central African Rep.	626	4.2	0.2	1.5	1.2	1.0	0.9	37.7	1.7	0.3	0.3	0.3	0.4
Chad	628	22.7	5.6	6.5	7.9	8.4	10.4	23.7	5.4	7.7	10.4	4.0	5.7
Comoros	632	6.8	1.7	2.2	2.5	2.4	3.0	0.8	0.9	0.8	0.0	2.3	0.4
Congo, Dem. Rep. of	636	93.1	16.3	18.1	27.3	19.0	24.4	54.5	2.3	4.3	3.2	8.9	3.8
Congo, Republic of	634	160.1	22.7	27.2	33.7	37.4	35.1	11.2	2.1	5.0	1.9	2.6	1.3
Côte d'Ivoire	662	262.9	106.3	85.4	86.6	93.4	87.9	741.5	206.5	185.9	171.2	205.9	182.6
Equatorial Guinea	642	32.2	8.4	6.4	6.5	8.6	8.4	3.6	0.2	0.2	0.1	0.3	0.2
Eritrea	643	19.0	4.6	3.0	4.4	5.2	4.7	25.2	0.0	0.0	0.0	0.0	0.0
Ethiopia	644	912.4	148.4	130.4	178.7	134.1	117.6	71.1	14.7	20.2	16.5	21.0	22.3
Gabon	646	51.5	21.4	14.4	11.8	20.2	18.1	74.6	4.0	2.8	45.2	49.3	34.7
Gambia, The	648	28.9	10.1	16.2	17.5	17.0	23.1	0.0	0.0	0.0	0.0	0.4	0.1
Ghana	652	635.9	145.6	136.1	117.4	116.4	130.4	470.0	106.8	92.9	112.1	117.0	114.3
Guinea	656	120.9	34.4	41.8	41.0	49.5	55.4	147.6	45.2	56.8	47.0	46.1	81.5
Guinea-Bissau	654	7.4	1.0	2.8	2.0	1.4	1.6	35.1	0.0	0.4	0.0	0.5	0.2
Kenya	664	388.6	89.3	162.5	154.5	127.9	70.0	257.6	75.0	69.4	69.9	72.8	85.1
Lesotho	666	0.4	0.1	0.0	0.5	0.8	0.1	0.2	0.1	0.1	0.0	0.1	0.1
Liberia	668	280.1	43.1	114.5	103.4	34.9	32.1	234.3	11.5	13.5	8.2	18.9	26.9
Madagascar	674	69.5	22.8	16.5	24.1	21.3	19.0	24.5	7.8	20.5	7.6	6.3	7.3
Malawi	676	17.3	3.0	6.9	1.8	7.9	3.5	125.5	35.4	28.2	27.0	44.8	35.6
Mali	678	128.7	29.4	34.8	82.3	58.2	49.2	34.7	2.8	15.0	7.4	11.6	4.1
Mauritius	684	57.7	32.5	17.1	18.7	21.1	17.6	26.5	5.4	6.0	6.7	4.7	6.6
Mozambique	688	113.6	41.9	16.2	46.5	39.9	15.6	245.6	52.6	100.0	49.5	90.0	85.1
Namibia	728	125.7	40.2	62.3	42.2	68.0	44.5	5.0	1.3	1.5	1.5	1.5	3.1
Niger	692	28.9	8.8	13.3	13.6	13.1	10.3	0.2	0.1	0.1	0.1	1.8	2.5
Nigeria	694	965.8	224.2	307.0	264.8	298.2	224.6	260.0	80.4	53.4	59.1	47.5	49.0
Rwanda	714	48.5	18.9	20.6	18.9	11.9	13.2	7.1	0.9	2.6	2.3	1.3	3.5
São Tomé & Príncipe	716	0.9	0.1	0.4	0.2	0.4	0.6	0.1	0.0	0.0	0.0	0.2	0.0
Senegal	722	376.2	148.0	156.0	175.4	232.6	234.2	43.8	9.2	5.0	4.3	5.5	13.7
Seychelles	718	20.1	4.8	7.8	8.2	6.4	5.2	7.5	1.9	3.6	3.6	7.7	2.4
Sierra Leone	724	52.4	15.1	15.7	16.5	18.1	15.9	86.9	14.9	14.6	21.9	20.9	26.5
South Africa	199	1,695.1	451.2	429.7	582.5	475.1	482.4	2,249.8	545.8	840.1	967.8	897.1	838.1
South Sudan, Rep. of	733	4.7	0.8	1.3	2.0	1.2	1.9	1.1	0.8	0.4	0.7	0.1	0.1
Swaziland	734	1.7	0.9	0.3	14.3	0.5	0.6	10.9	0.2	0.3	0.5	0.3	0.1
Tanzania	738	264.6	68.3	75.0	93.7	130.4	96.9	126.6	38.1	52.5	66.2	50.5	31.7
Togo	742	91.5	52.3	28.8	23.4	56.6	28.7	12.1	3.1	4.5	4.7	0.9	1.2
Uganda	746	94.4	18.4	27.9	30.5	41.6	30.1	60.3	12.2	21.0	14.7	22.4	13.8
Zambia	754	25.9	5.6	7.8	4.3	7.4	10.3	23.8	2.2	7.9	12.7	8.7	3.1

Europe (170)

In Millions of U.S. Dollars

		Exports (FOB)						Imports (CIF)					
		2016	2017Q1	2017Q2	2017Q3	2017Q4	2018Q1	2016	2017Q1	2017Q2	2017Q3	2017Q4	2018Q1
Zimbabwe	698	30.0	6.3	18.7	6.6	9.6	5.9	142.7	27.2	28.0	22.8	32.2	34.8
Africa n.s.	799	4.4	1.1	1.3	1.5	2.1	1.4	0.1	0.0	0.0	0.0	0.0	0.1
Western Hemisphere	205	11,845.3	3,187.6	3,774.7	3,605.6	3,777.4	3,919.8	18,698.0	4,845.8	5,762.1	5,675.7	6,170.1	6,258.8
Anguilla	312	0.1	0.0	0.0	0.1	3.7	0.0	0.6	0.1	0.1	0.1	0.3	0.1
Antigua and Barbuda	311	192.4	37.5	48.6	34.4	57.0	56.1	144.7	22.5	49.2	11.5	23.9	29.0
Argentina	213	482.9	176.4	267.0	171.8	131.3	149.3	2,055.1	554.9	641.9	611.7	561.3	528.4
Aruba	314	24.1	0.6	4.7	0.5	0.8	0.7	0.0	0.0	0.0	0.0	0.0	0.0
Bahamas, The	313	349.1	38.7	176.7	117.5	47.8	175.5	274.7	54.4	130.2	61.3	43.4	124.3
Barbados	316	13.3	2.1	21.9	2.1	4.3	2.5	7.2	19.5	0.3	0.2	1.4	0.1
Belize	339	18.8	2.5	7.6	4.0	7.7	3.1	3.8	0.1	6.1	0.8	0.3	0.4
Bermuda	319	1.9	0.4	0.5	2.6	2.9	0.5	0.3	0.1	0.2	5.0	0.1	0.0
Bolivia	218	38.0	12.6	14.4	22.0	12.0	18.7	40.3	18.2	20.1	30.9	28.4	23.9
Brazil	223	3,416.5	782.1	1,052.8	927.9	1,041.3	960.8	6,628.9	1,755.7	1,979.4	2,213.5	2,345.7	1,995.1
Chile	228	502.8	149.5	146.3	143.9	148.0	195.5	1,103.0	286.5	357.8	311.0	425.6	388.4
Colombia	233	730.5	250.7	182.2	337.7	178.8	205.3	1,403.0	508.4	377.1	498.9	623.9	598.9
Costa Rica	238	158.8	28.8	66.8	33.0	33.0	58.8	186.3	47.6	58.1	46.7	99.3	63.4
Curacao	354	13.0	1.0	1.1	0.5	0.9	1.5	12.5	8.6	0.0	0.0	0.9	0.0
Dominica	321	1.7	1.0	0.5	0.4	0.6	1.0	19.6	0.2	0.1	0.2	0.2	0.1
Dominican Republic	243	113.0	39.3	32.3	29.4	30.7	73.5	42.5	9.4	14.6	16.5	17.6	14.3
Ecuador	248	272.3	72.6	67.6	99.7	91.0	111.3	1,780.7	521.4	496.9	413.7	457.6	557.4
El Salvador	253	20.2	3.6	12.3	13.0	28.3	11.2	7.1	2.2	19.4	1.8	1.9	1.9
Falkland Islands	323	0.0	1.8	0.0	0.0	0.1	5.9	0.3	3.2	2.6	1.4	0.6
Greenland	326	82.0	46.7	1.9	2.1	1.7	1.8	94.8	22.1	21.5	42.1	31.7	30.7
Grenada	328	1.1	0.4	1.1	0.3	0.4	0.3	0.1	0.1	0.1	0.4	0.9	0.2
Guatemala	258	101.3	31.1	41.5	27.3	23.3	33.5	161.7	57.5	39.4	38.8	46.2	18.5
Guyana	336	27.2	5.8	5.3	9.4	7.5	10.1	45.2	15.0	23.5	5.5	23.2	16.9
Haiti	263	34.6	25.3	22.9	35.4	29.8	21.7	0.7	0.1	0.3	0.2	0.2	0.2
Honduras	268	35.4	7.7	23.5	12.8	9.5	13.8	32.5	11.3	11.5	20.5	9.2	7.8
Jamaica	343	31.1	15.1	29.1	8.9	18.2	24.2	109.2	17.4	25.6	29.5	40.7	35.3
Mexico	273	3,002.1	972.4	959.3	1,011.8	1,093.8	1,115.2	2,486.3	549.0	710.3	739.8	785.5	686.3
Netherlands Antilles	353	34.3	13.1	12.3	0.1	0.0	0.0	0.0	0.0
Nicaragua	278	38.6	12.5	13.3	16.4	12.8	5.0	23.2	5.7	11.4	13.5	11.2	7.5
Panama	283	225.3	73.8	70.7	78.0	113.3	116.1	46.1	15.8	8.9	9.2	8.2	7.2
Paraguay	288	51.3	14.2	32.9	16.0	19.5	20.3	1,148.5	101.0	401.3	289.8	294.6	230.9
Peru	293	442.4	122.5	134.6	164.8	127.1	141.0	236.1	78.3	83.1	71.6	84.4	99.3
Sint Maarten	352	3.3	0.3	0.4	0.8	1.7	1.2	0.1	0.0	0.1	0.0	0.1	0.0
St. Kitts and Nevis	361	9.6	0.7	1.8	0.3	2.8	3.8	16.9	0.0	0.4	12.3	4.5	4.0
St. Lucia	362	2.7	0.7	31.9	0.8	1.4	0.7	0.2	0.1	0.0	0.1	0.0	0.0
St. Vincent & Grens.	364	8.3	1.7	0.7	2.7	1.0	2.0	9.0	0.0	0.0	2.5	0.6	0.6
Suriname	366	19.8	5.0	4.2	6.0	10.0	5.8	1.5	0.2	1.0	0.5	0.3	0.1
Trinidad and Tobago	369	773.2	179.6	140.8	146.8	334.6	287.1	17.1	5.5	8.4	3.7	9.1	0.6
Uruguay	298	107.1	28.5	46.8	27.8	28.5	24.7	428.0	123.1	208.7	110.8	154.9	219.7
Venezuela, Rep. Bol.	299	384.8	28.4	25.8	62.2	50.5	53.0	107.1	32.9	48.9	56.8	29.6	565.7
Western Hem. n.s.	399	80.5	14.0	83.0	21.6	57.5	13.1	17.2	0.4	2.8	1.4	1.7	0.9
Other Countries n.i.e	910	377.1	153.0	130.3	87.9	85.2	102.1	173.0	37.9	67.4	49.9	14.9	19.8
Cuba	928	307.4	121.1	102.2	76.0	81.5	96.7	151.7	36.4	64.1	47.0	12.6	18.1
Korea, Dem. People's Rep.	954	69.8	31.9	28.1	11.9	3.7	5.4	21.3	1.5	3.3	2.9	2.3	1.7
Special Categories	899	2,062.7	550.4	515.3	606.4	640.4	637.0	1,465.7	338.7	380.7	434.7	431.1	383.7
Countries & Areas n.s.	898	1,839.3	483.5	576.2	591.7	616.9	726.6	8,083.8	2,903.7	2,119.4	1,807.0	2,747.1	2,792.7
Memorandum Items													
Africa	605	22,729.9	5,428.7	6,047.5	6,488.2	7,624.3	6,130.0	9,368.3	2,285.7	2,913.3	3,101.8	3,029.7	2,726.7
Middle East	405	54,260.7	14,158.5	14,768.6	14,655.3	16,915.0	13,137.3	20,042.0	6,749.0	7,642.4	7,612.1	6,633.3	7,635.6
European Union	998	583,887.2	162,110.1	163,790.7	166,791.2	181,847.6	200,445.2	529,879.4	133,112.4	148,375.9	155,283.4	169,069.3	165,996.8
Export earnings: fuel	080	100,352.4	25,976.6	29,327.0	29,668.4	31,825.1	26,460.7	108,485.5	31,750.8	34,119.2	35,863.7	40,039.1	39,788.8
Export earnings: nonfuel	092	896,046.6	245,757.1	254,389.5	260,069.6	288,958.1	301,357.7	883,665.2	222,129.3	251,764.7	266,838.2	284,422.7	273,995.9

Sub-Saharan Africa (603)

In Millions of U.S. Dollars

		Exports (FOB)						Imports (CIF)					
		2016	2017Q1	2017Q2	2017Q3	2017Q4	2018Q1	2016	2017Q1	2017Q2	2017Q3	2017Q4	2018Q1
IFS World		263,098.1
World	001	251,198.1	69,948.4	74,483.7	73,045.4	79,812.0	88,053.8	296,173.5	74,658.9	80,562.1	79,508.4	84,982.3	83,188.2
Advanced Economies	110	101,387.8	27,591.3	28,076.2	29,507.2	31,092.5	32,928.8	114,452.9	28,528.2	30,077.8	29,770.4	32,668.0	31,199.0
Euro Area	163	45,408.0	13,147.4	13,295.7	14,067.1	13,939.9	15,851.7	55,826.8	14,605.3	15,724.2	15,918.1	16,052.2	16,217.1
Austria	122	107.8	17.4	14.7	19.5	18.4	24.2	738.9	188.6	189.5	200.2	206.1	220.7
Belgium	124	5,996.4	1,668.4	1,723.6	1,525.3	1,482.2	1,677.2	7,551.5	1,882.1	2,192.2	2,238.8	2,102.4	2,398.1
Cyprus	423	54.0	5.3	15.0	15.1	10.3	7.2	212.0	17.2	36.2	16.7	25.5	25.2
Estonia	939	231.8	75.5	75.6	78.3	79.8	96.1	110.3	23.4	20.7	32.2	23.6	44.7
Finland	172	306.0	121.2	133.7	135.8	181.8	268.5	876.8	179.1	154.6	204.3	249.4	254.6
France	132	7,464.7	1,927.6	2,107.3	2,037.5	2,241.5	2,577.4	11,524.8	3,035.9	3,157.2	2,769.3	3,410.5	3,003.1
Germany	134	8,432.8	2,390.5	2,473.1	2,451.5	2,545.3	2,464.4	14,211.5	3,687.1	3,859.9	4,087.2	3,631.6	3,702.7
Greece	174	224.6	59.2	76.3	54.2	49.2	63.6	317.9	87.9	84.0	112.1	146.2	123.0
Ireland	178	663.7	177.0	189.9	177.8	169.2	167.9	991.9	265.4	336.6	298.9	311.1	293.4
Italy	136	5,338.5	1,695.9	1,533.9	1,609.5	1,542.8	2,168.4	5,404.2	1,419.2	1,514.2	1,542.8	1,595.0	1,600.8
Latvia	941	11.0	3.0	4.0	11.8	31.9	5.4	131.5	30.7	37.9	49.3	77.4	82.2
Lithuania	946	66.7	12.1	21.2	26.8	14.0	18.7	263.2	34.8	66.4	71.5	82.7	74.7
Luxembourg	137	32.5	20.2	20.9	15.0	22.6	69.9	98.4	27.1	28.4	28.0	35.4	25.7
Malta	181	31.7	33.5	27.3	20.7	2.7	28.9	56.7	12.3	12.9	13.0	14.2	18.1
Netherlands	138	8,541.1	2,321.5	2,588.1	2,593.1	3,003.5	3,496.1	5,833.6	1,597.1	1,716.1	1,725.6	1,743.1	2,130.3
Portugal	182	1,423.9	385.0	437.5	271.3	444.0	414.9	3,149.3	876.7	890.8	952.9	957.7	857.4
Slovak Republic	936	4.5	1.5	2.0	1.4	1.8	1.5	225.7	55.1	81.2	72.1	81.0	79.3
Slovenia	961	77.0	33.1	37.3	26.0	41.7	22.2	83.3	26.8	23.6	22.4	31.8	25.7
Spain	184	6,399.4	2,199.6	1,814.0	2,996.3	2,057.2	2,279.3	4,045.6	1,158.9	1,321.6	1,480.9	1,327.7	1,257.6
Australia	193	1,597.0	380.5	411.8	535.0	615.1	480.4	2,373.7	500.1	550.5	658.0	741.4	584.2
Canada	156	3,336.6	910.2	611.4	754.6	781.4	716.1	1,701.9	457.0	556.0	545.8	493.8	450.0
China,P.R.: Hong Kong	532	2,353.7	611.7	796.8	763.8	685.2	589.6	1,573.8	319.6	391.4	387.6	446.9	387.6
China,P.R.: Macao	546	1.8	0.4	0.3	0.5	0.4	0.3	2.9	0.5	0.4	0.4	0.4	0.6
Czech Republic	935	204.0	69.8	60.9	60.2	66.7	67.5	813.4	199.8	257.9	238.4	207.3	254.6
Denmark	128	294.7	33.4	91.1	41.9	75.6	54.1	905.0	254.5	272.7	232.6	243.0	276.7
Iceland	176	16.5	9.0	2.7	5.4	25.7	71.4	28.5	5.7	8.1	9.7	9.6	24.1
Israel	436	1,026.2	315.1	234.2	238.0	304.8	284.1	649.3	172.6	166.6	206.1	213.8	251.5
Japan	158	5,160.8	1,569.2	1,375.5	1,582.5	1,402.2	1,568.3	8,020.1	2,203.9	1,992.4	1,972.4	2,010.0	2,348.8
Korea, Republic of	542	3,652.2	1,116.5	929.9	783.6	1,260.7	1,120.8	9,333.2	1,758.4	1,282.1	1,111.5	3,022.9	1,060.1
New Zealand	196	103.0	25.3	26.4	32.9	39.0	23.8	415.9	141.8	114.5	107.7	129.2	127.4
Norway	142	584.2	103.5	128.8	153.2	157.6	158.4	2,064.0	196.4	317.7	241.9	233.7	431.6
San Marino	135	0.0	0.0	0.0	0.0	0.0	0.1	0.1	0.1	0.1	0.0	0.0	0.0
Singapore	576	2,498.7	619.8	629.9	504.8	594.7	832.7	3,821.3	1,066.0	1,185.7	1,060.3	1,178.6	1,253.7
Sweden	144	305.4	95.9	86.1	92.3	91.3	108.8	1,535.2	371.3	374.8	377.4	448.7	438.9
Switzerland	146	10,983.9	2,594.8	2,753.6	2,527.5	2,960.4	3,679.6	1,805.4	435.6	427.4	498.4	585.6	524.2
Taiwan Prov.of China	528	2,174.3	292.7	448.0	290.4	425.1	398.3	1,515.0	415.5	472.1	457.5	452.1	449.5
United Kingdom	112	6,430.4	1,602.4	1,583.6	2,096.9	1,984.5	1,972.2	7,605.8	1,947.6	1,931.2	1,833.2	2,314.8	2,325.1
United States	111	15,256.3	4,093.7	4,608.1	4,976.3	5,682.1	4,950.5	14,461.1	3,476.3	4,052.1	3,913.5	3,884.1	3,793.1
Vatican	187	0.0	1.4	0.3	0.0	0.3	0.1	0.1	0.1	0.1	0.1
Emerg. & Dev. Economies	200	144,236.0	40,572.5	44,258.1	41,632.4	46,266.4	52,396.2	173,310.3	44,420.8	48,485.9	47,990.1	50,556.6	50,152.4
Emerg. & Dev. Asia	505	66,485.5	21,307.6	23,071.4	21,380.9	25,245.3	28,827.0	78,886.5	20,122.3	22,481.9	21,483.3	22,763.4	21,838.1
American Samoa	859	36.9	5.0	3.4	0.8	0.7	0.4	9.2	1.6	1.4	1.2	1.2	1.1
Bangladesh	513	439.8	94.0	169.0	236.2	161.4	202.2	152.8	39.3	39.0	46.1	49.7	53.5
Bhutan	514	3.1	0.4	0.0	0.0	0.2	0.0	0.1	0.0	0.1	0.0	0.2	0.1
Brunei Darussalam	516	6.5	2.9	0.6	1.0	1.0	1.7	11.6	2.8	3.0	2.9	6.6	2.8
Cambodia	522	4.9	0.8	1.0	4.1	2.6	2.2	29.3	6.9	6.4	7.8	8.6	11.9
China,P.R.: Mainland	924	32,773.0	11,411.6	12,139.4	11,677.8	12,854.7	15,458.6	48,751.4	12,174.4	14,122.0	12,871.7	13,937.3	13,325.9
Fiji	819	4.1	0.7	0.5	0.4	0.4	0.7	2.4	0.1	0.2	0.1	0.1	0.1
F.T. French Polynesia	887	1.9	0.5	0.1	0.5	0.3	0.2	0.3	0.1	0.1	0.1	0.1	0.1
F.T. New Caledonia	839	2.5	0.4	1.0	1.6	1.3	0.3	40.9	8.1	14.3	3.8	10.5	14.9
Guam	829	0.0	0.0	0.0	0.7	0.2	0.2	0.2	0.3	0.2
India	534	25,390.3	7,486.9	8,761.6	7,194.7	9,499.3	10,400.3	16,104.1	4,226.8	4,306.5	4,398.9	4,452.8	4,177.5
Indonesia	536	2,981.3	799.0	669.0	944.3	1,167.3	1,234.0	2,887.5	819.7	857.2	813.4	827.5	832.5
Kiribati	826	2.4	0.0	0.1	0.0	0.0	0.0	0.8	0.5	0.5	0.5	0.5	0.5
Lao People's Dem.Rep	544	0.6	0.0	0.1	0.1	0.1	0.0	1.9	0.6	0.7	0.7	1.0	1.0
Malaysia	548	1,547.6	538.4	466.7	421.2	430.7	466.1	2,697.4	774.9	803.0	792.0	880.4	898.7

Sub-Saharan Africa (603)

In Millions of U.S. Dollars

		Exports (FOB)						Imports (CIF)					
		2016	2017Q1	2017Q2	2017Q3	2017Q4	2018Q1	2016	2017Q1	2017Q2	2017Q3	2017Q4	2018Q1
Maldives	556	16.6	2.2	3.6	5.1	3.0	2.7	0.6	0.0	1.4	0.0	0.1	0.5
Marshall Islands	867	13.3	7.4	10.8	18.7	14.6	12.5	24.8	0.7	0.9	0.7	0.7	3.5
Micronesia	868	0.2	0.1	0.1	0.2	0.3	0.1	0.0	0.0	0.0	0.0	0.0	0.0
Mongolia	948	0.7	0.2	0.1	0.5	0.3	0.3	1.2	0.3	0.8	0.3	0.4	0.3
Myanmar	518	12.7	8.0	6.9	8.5	5.6	5.5	20.3	8.8	12.1	10.6	11.3	11.5
Nauru	836	0.0	0.4	3.7	4.2	3.8	3.8	4.0
Nepal	558	13.4	1.1	1.8	1.2	19.2	1.7	2.7	1.9	0.6	0.6	0.5	0.5
Palau	565	0.2	0.0	0.1	0.0	0.0	0.0	0.0	0.0	0.0	0.0	0.0	0.0
Papua New Guinea	853	12.1	3.6	5.2	4.1	5.3	8.6	12.5	1.1	0.9	1.0	1.0	0.9
Philippines	566	98.6	26.8	37.7	26.9	26.1	46.6	323.0	55.8	60.1	63.6	63.0	48.6
Samoa	862	0.4	0.1	0.0	0.0	0.0	0.9	0.2	0.0	0.3	0.1	0.7
Solomon Islands	813	0.4	0.1	0.1	0.1	0.2	0.3	1.0	0.0	0.0	0.5	0.0	0.4
Sri Lanka	524	169.1	99.9	12.7	21.1	102.4	102.4	86.6	26.1	23.5	24.8	27.2	21.6
Thailand	578	820.7	248.8	288.2	287.7	278.5	363.7	4,578.4	1,309.6	1,403.1	1,662.5	1,675.6	1,631.3
Timor-Leste	537	0.1	0.0	0.0	0.0	0.1	0.1	2.9	0.5	0.5	0.5	0.5	0.5
Tonga	866	0.2	0.1	0.0	0.0	0.0	0.0	0.0	0.0	0.0	0.0	0.0	0.0
Tuvalu	869	1.1	1.3	0.1	0.4	0.4	0.3	0.2	0.1	0.1	0.0	0.1	0.1
Vanuatu	846	3.3	0.6	0.4	0.4	0.4	0.3	0.0	0.0	0.0	0.0	0.0	0.1
Vietnam	582	2,082.8	557.5	480.2	462.4	653.2	506.2	2,257.3	440.9	589.7	543.1	552.3	557.4
Asia n.s.	598	44.9	9.4	10.9	60.9	15.7	8.8	883.2	216.7	229.3	231.5	250.0	235.4
Europe	170	2,858.7	724.7	786.0	827.2	726.3	795.6	9,521.9	2,510.7	2,885.6	3,106.3	2,986.2	3,022.0
Emerg. & Dev. Europe	903	1,831.0	470.6	506.9	494.4	494.1	527.8	5,869.3	1,581.1	1,781.7	1,755.8	1,717.5	1,855.0
Albania	914	13.3	0.3	1.1	1.6	1.2	0.4	12.3	1.5	2.4	2.6	2.4	2.2
Bosnia and Herzegovina	963	10.5	2.3	3.7	3.8	0.5	2.0	11.2	2.0	2.3	1.8	2.0	2.5
Bulgaria	918	62.8	40.3	19.4	19.6	26.0	32.4	255.1	82.7	160.2	153.8	234.7	229.4
Croatia	960	9.9	5.8	7.3	3.6	5.0	8.6	82.9	11.3	17.6	13.4	10.8	14.5
Faroe Islands	816	0.9	0.2	0.2	0.3	0.3	0.3	104.4	20.6	22.6	20.1	20.2	21.5
Gibraltar	823	20.2	3.2	5.1	4.7	4.7	8.8	29.0	6.7	7.1	7.0	7.2	7.0
Hungary	944	88.2	55.2	17.7	32.1	14.7	19.6	448.2	99.8	167.1	102.7	119.2	121.1
Kosovo	967	0.6	0.4	0.3	0.5	0.4	0.3	0.9	0.3	0.1	0.2	0.5	0.1
Macedonia, FYR	962	2.1	0.7	0.4	0.6	0.6	3.0	5.0	0.6	0.8	1.7	2.0	1.8
Montenegro	943	1.9	0.1	0.2	0.4	0.4	0.2	2.1	0.1	1.2	0.2	0.3	0.1
Poland	964	533.4	108.5	115.4	101.7	140.7	139.9	1,474.4	400.1	400.9	372.3	366.7	400.0
Romania	968	87.3	19.4	19.7	17.4	17.4	20.8	479.9	122.6	162.1	258.4	101.4	147.9
Serbia, Republic of	942	55.6	1.6	3.6	5.5	4.9	5.2	39.2	8.9	6.3	7.4	10.8	14.2
Turkey	186	944.3	232.8	312.9	302.5	277.6	286.3	2,924.6	823.8	830.9	814.3	839.3	892.7
CIS	901	994.3	241.6	263.4	317.3	216.8	252.6	3,517.3	856.8	1,018.0	1,257.3	1,168.5	1,049.1
Armenia	911	5.7	1.4	2.4	1.7	1.6	3.3	3.3	0.4	0.2	0.1	0.3	0.6
Azerbaijan, Rep. of	912	3.4	1.3	2.0	0.7	1.5	0.6	2.9	0.3	0.6	15.8	0.3	0.5
Belarus	913	175.9	16.0	12.5	5.5	2.7	2.5	103.0	28.3	44.3	20.4	29.9	30.9
Georgia	915	15.1	5.1	3.6	6.7	1.7	12.9	14.8	2.7	3.2	3.5	12.9	7.1
Kazakhstan	916	77.7	14.8	9.4	12.3	13.5	11.0	17.8	0.6	4.1	0.4	5.4	13.1
Kyrgyz Republic	917	1.5	0.4	0.3	0.2	0.2	0.3	1.5	0.3	0.5	0.3	0.3	0.2
Moldova	921	0.4	0.0	0.1	0.1	0.4	0.2	5.2	1.4	1.5	1.7	2.3	2.5
Russian Federation	922	489.3	139.2	161.4	199.6	110.4	144.7	2,458.3	576.4	693.3	928.8	862.2	739.5
Tajikistan	923	0.1	0.0	0.0	0.0	0.0	0.0	0.1	0.0	0.1	0.0	0.0	0.5
Turkmenistan	925	0.2	0.0	0.3	0.3	0.4	0.4	0.3	0.0
Ukraine	926	223.8	62.7	71.3	90.1	81.5	74.4	909.3	245.9	269.5	285.6	253.8	253.9
Uzbekistan	927	1.1	0.7	0.6	0.4	3.3	2.7	0.8	0.2	0.2	0.3	0.8	0.2
Europe n.s.	884	33.5	12.5	15.7	15.5	15.3	15.2	135.2	72.8	85.9	93.1	100.2	118.0
Mid East, N Africa, Pak	440	12,786.7	3,560.2	3,598.8	3,497.6	3,729.0	4,360.4	24,980.3	7,057.8	7,269.4	6,954.8	8,122.0	8,308.9
Afghanistan, I.R. of	512	106.8	8.7	11.0	9.0	4.1	5.3	4.4	0.7	1.0	0.9	1.0	0.7
Algeria	612	148.1	38.8	46.8	29.1	38.9	51.3	93.8	16.6	14.5	36.5	33.9	11.1
Bahrain, Kingdom of	419	35.3	7.9	13.7	14.7	5.1	9.4	467.7	231.0	128.2	147.7	147.4	137.4
Djibouti	611	173.0	45.1	55.2	56.0	51.2	50.3	14.8	2.9	3.7	4.1	4.4	2.7
Egypt	469	519.4	130.4	121.6	132.3	125.1	184.7	1,101.5	323.2	299.4	298.3	338.8	296.6
Iran, I.R. of	429	62.6	19.5	40.0	44.6	57.8	54.1	231.4	77.6	84.6	80.1	87.1	77.8
Iraq	433	17.3	3.6	5.3	2.6	2.1	2.1	2.7	0.7	0.6	0.6	0.6	0.5
Jordan	439	272.4	119.2	97.4	49.5	108.3	105.6	75.6	25.1	30.3	14.0	33.8	31.3
Kuwait	443	95.9	19.4	35.7	30.9	17.6	21.6	1,841.0	415.5	513.7	411.1	387.5	372.2

Sub-Saharan Africa (603)

In Millions of U.S. Dollars

		Exports (FOB)						Imports (CIF)					
		2016	2017Q1	2017Q2	2017Q3	2017Q4	2018Q1	2016	2017Q1	2017Q2	2017Q3	2017Q4	2018Q1
Lebanon	446	127.8	38.8	42.6	33.4	35.9	78.8	262.0	59.3	64.0	61.1	61.9	64.9
Libya	672	14.6	5.9	6.3	6.9	6.0	6.9	10.3	3.8	4.8	4.4	7.8	4.1
Mauritania	682	121.6	32.0	38.9	24.3	35.8	29.0	542.0	113.5	128.3	119.6	124.6	117.2
Morocco	686	240.3	59.1	58.8	50.7	52.6	69.5	1,097.4	299.7	406.1	252.4	436.1	338.6
Oman	449	74.1	19.8	20.5	24.9	41.3	25.4	609.4	122.0	88.1	200.0	495.7	395.0
Pakistan	564	906.2	393.2	433.6	372.7	405.8	538.8	1,074.6	350.0	301.7	312.8	422.8	354.3
Qatar	453	104.0	60.3	20.7	49.3	67.7	38.3	686.5	116.5	125.9	123.0	170.3	129.4
Saudi Arabia	456	1,179.8	135.0	178.7	181.7	153.4	146.3	6,852.6	2,289.7	2,229.5	1,975.9	2,312.0	2,723.9
Somalia	726	476.2	120.8	129.8	135.5	106.2	124.6	29.1	6.3	7.3	6.3	6.7	7.1
Sudan	732	1,093.6	290.2	302.2	297.3	306.3	323.4	38.9	17.9	20.1	41.3	22.3	20.3
Syrian Arab Republic	463	22.9	5.4	5.9	6.4	6.2	5.6	12.7	2.9	3.3	2.9	2.9	2.8
Tunisia	744	52.2	26.5	21.1	14.2	7.1	8.2	307.7	85.9	87.7	86.7	99.5	91.3
United Arab Emirates	466	6,820.0	1,944.1	1,862.8	1,887.1	2,044.8	2,434.3	7,343.5	1,961.6	2,067.2	2,261.9	2,356.2	2,666.9
West Bank and Gaza	487	2.0	0.5	0.5	0.6	0.5	0.6	0.0	0.0	0.0	0.0	0.0	0.2
Yemen, Republic of	474	118.0	34.3	45.9	41.2	44.7	42.4	23.6	7.5	9.1	7.6	8.3	7.0
Middle East n.s.	489	2.7	1.9	3.7	2.8	4.4	3.9	2,257.2	527.7	650.2	505.6	560.5	455.3
Sub-Saharan Africa	603	57,503.1	13,997.8	15,758.8	14,786.9	15,376.4	17,167.1	51,004.9	12,504.8	13,600.6	13,856.9	14,356.3	14,645.8
Angola	614	1,124.3	283.6	294.5	328.5	319.2	340.6	1,939.5	495.7	470.7	372.0	546.8	416.4
Benin	638	341.8	85.8	91.9	77.8	79.8	143.6	439.8	96.7	107.1	103.0	107.6	110.8
Botswana	616	4,486.1	955.1	1,239.2	1,106.7	1,288.0	1,283.7	1,043.5	318.6	247.5	243.8	209.0	233.9
Burkina Faso	748	1,270.7	398.3	425.4	282.2	331.2	525.8	49.2	13.5	12.7	14.4	15.1	13.3
Burundi	618	208.1	46.1	63.9	55.2	40.3	47.0	38.5	6.2	6.0	5.3	14.0	14.1
Cabo Verde	624	5.3	2.3	1.8	1.9	8.2	2.2	6.9	0.1	0.1	0.2	0.1	0.1
Cameroon	622	884.3	243.9	255.1	306.2	346.0	402.8	360.3	168.2	100.0	109.5	115.2	99.6
Central African Rep.	626	58.8	26.0	24.8	30.2	28.4	27.8	2.1	2.2	2.1	1.9	2.7	2.1
Chad	628	141.1	48.7	44.4	52.5	48.8	55.2	2.6	2.3	2.8	2.7	3.0	2.7
Comoros	632	198.2	5.7	13.3	6.8	7.8	8.5	8.0	0.1	0.2	0.1	0.1	0.3
Congo, Dem. Rep. of	636	2,130.9	472.7	656.3	571.1	604.1	690.7	1,294.0	331.9	432.2	636.1	668.4	624.5
Congo, Republic of	634	539.1	117.0	118.7	118.6	121.4	129.2	120.2	32.5	37.4	41.4	43.0	42.7
Côte d'Ivoire	662	2,104.0	529.3	596.4	612.6	670.5	777.3	1,373.6	377.9	432.7	381.4	407.0	428.3
Equatorial Guinea	642	92.8	37.5	33.2	29.8	32.9	41.4	459.3	80.3	104.1	121.5	107.1	76.7
Eritrea	643	14.8	5.2	3.4	2.5	4.3	3.8	0.4	0.2	0.2	0.2	0.2	0.2
Ethiopia	644	159.2	26.6	54.4	38.5	34.6	64.9	30.9	6.9	17.0	12.5	7.0	6.5
Gabon	646	232.8	70.5	71.0	86.2	90.7	92.0	350.9	68.3	70.6	65.8	71.1	65.1
Gambia, The	648	112.4	52.4	28.0	34.4	22.5	30.8	4.1	1.2	1.5	1.0	2.7	3.2
Ghana	652	2,235.8	679.3	747.8	719.6	790.0	998.6	851.3	223.7	283.6	227.2	231.6	315.8
Guinea	656	201.0	56.2	73.0	59.3	63.3	104.4	119.7	31.2	58.3	34.6	36.4	44.4
Guinea-Bissau	654	115.2	17.3	20.5	26.1	23.1	14.6	28.2	10.3	9.3	8.0	9.3	7.2
Kenya	664	1,580.7	424.2	563.2	459.9	502.0	567.0	1,576.7	369.5	359.8	305.7	366.7	379.6
Lesotho	666	1,163.1	290.3	435.2	301.3	343.0	332.2	371.5	89.6	89.9	106.0	107.3	103.3
Liberia	668	89.1	28.9	37.7	26.9	27.5	34.1	124.1	15.9	16.2	13.6	14.0	13.9
Madagascar	674	327.6	77.5	83.3	86.0	106.5	78.1	217.8	77.0	58.0	44.2	45.3	47.4
Malawi	676	571.0	136.3	169.7	163.3	162.1	133.5	232.0	50.5	59.1	61.5	61.0	64.9
Mali	678	1,448.1	323.4	340.8	251.9	273.6	371.9	107.6	28.6	32.9	30.4	33.5	31.7
Mauritius	684	432.1	134.9	134.6	118.8	131.4	129.3	872.6	157.1	144.5	204.7	250.2	207.4
Mozambique	688	2,834.6	917.6	794.3	910.4	960.5	1,090.8	1,369.3	350.6	413.3	416.9	390.3	377.4
Namibia	728	4,772.3	969.0	1,004.6	1,090.5	1,120.7	1,084.0	2,008.5	424.3	580.9	526.7	584.9	605.1
Niger	692	270.4	82.4	105.5	89.1	98.3	149.3	71.1	20.6	19.6	20.5	19.6	21.3
Nigeria	694	1,219.0	359.6	377.9	325.3	370.0	518.7	4,438.8	1,268.7	1,276.2	1,128.7	1,008.4	1,598.3
Rwanda	714	447.7	100.3	103.1	119.9	104.3	115.4	83.4	20.2	25.0	27.7	35.3	40.4
São Tomé & Príncipe	716	34.3	5.8	6.0	6.2	6.1	7.0	0.3	0.2	0.2	0.2	0.3	0.2
Senegal	722	1,055.4	271.2	358.0	283.9	319.8	340.5	1,330.2	401.8	408.3	387.3	398.1	419.9
Seychelles	718	104.8	22.4	27.7	29.8	25.8	27.4	93.7	24.1	24.5	21.1	12.9	25.1
Sierra Leone	724	95.3	34.0	32.0	33.7	26.9	33.1	33.5	11.8	15.5	17.4	13.5	14.3
South Africa	199	14,164.4	3,060.0	3,497.1	2,980.8	2,766.6	3,297.4	22,519.0	5,220.3	5,759.1	5,970.5	6,130.6	5,980.3
South Sudan, Rep. of	733	236.3	138.1	131.9	117.3	105.6	109.4	0.1	0.0	0.1	0.1	0.1	0.2
Swaziland	734	1,210.8	307.0	322.0	368.3	370.5	373.0	1,430.0	371.8	352.7	438.3	479.8	406.0
Tanzania	738	1,015.3	272.7	230.8	223.9	239.8	227.5	919.4	153.9	346.8	222.7	217.3	208.8
Togo	742	740.2	226.7	163.6	149.5	167.2	170.5	1,002.1	296.3	304.8	465.1	359.9	391.3
Uganda	746	836.8	209.3	198.2	199.6	205.3	244.9	756.3	283.5	295.3	298.1	368.6	361.1

Sub-Saharan Africa (603)

In Millions of U.S. Dollars

		Exports (FOB)						Imports (CIF)					
		2016	2017Q1	2017Q2	2017Q3	2017Q4	2018Q1	2016	2017Q1	2017Q2	2017Q3	2017Q4	2018Q1
Zambia	754	3,601.6	850.7	1,070.0	1,216.7	1,297.1	1,199.2	2,294.4	507.0	527.5	637.1	721.0	732.4
Zimbabwe	698	2,558.2	585.4	695.2	669.3	672.0	735.3	618.7	88.1	88.7	123.1	123.7	99.4
Africa n.s.	799	37.2	10.5	19.8	18.1	18.8	12.5	11.2	5.6	5.3	6.8	16.3	7.9
Western Hemisphere	205	4,602.0	982.1	1,043.1	1,139.8	1,189.5	1,246.2	8,916.9	2,225.2	2,248.3	2,588.8	2,328.8	2,337.6
Anguilla	312	0.0	0.0	0.0	0.0	0.0	0.0	0.1	0.1	0.1	0.1	0.1	0.1
Antigua and Barbuda	311	5.3	1.5	1.6	1.7	1.5	2.7	37.6	27.3	33.3	32.6	36.2	31.9
Argentina	213	374.9	67.4	141.2	176.5	71.0	98.2	1,436.0	421.2	314.6	357.3	296.7	343.5
Aruba	314	0.4	0.2	0.2	0.0	0.1	0.1	1.7	0.1	0.1	0.1	0.1	0.2
Bahamas, The	313	15.5	4.7	1.9	3.9	5.6	4.2	202.1	14.3	12.9	12.6	7.9	5.5
Barbados	316	3.9	0.4	0.7	0.3	0.4	0.6	7.1	0.9	14.5	5.6	8.7	21.7
Belize	339	3.3	0.9	0.7	1.1	2.4	1.8	62.2	11.0	12.5	11.4	12.0	10.9
Bermuda	319	52.5	1.8	0.2	1.0	0.7	0.6	4.3	2.4	4.1	2.5	2.8	2.6
Bolivia	218	9.1	2.3	0.6	0.3	0.8	0.1	6.5	0.9	0.6	1.1	1.0	0.8
Brazil	223	2,389.8	357.6	432.5	523.4	391.7	546.0	3,598.0	1,063.5	1,048.1	1,274.2	968.8	1,002.5
Chile	228	78.4	13.9	36.9	20.7	15.8	36.2	261.0	35.7	69.7	77.8	77.1	105.7
Colombia	233	67.8	15.4	14.4	17.3	21.6	18.8	248.3	43.9	47.5	41.2	51.0	35.3
Costa Rica	238	6.0	2.0	0.9	1.0	1.6	2.6	23.5	4.7	5.1	4.7	5.9	5.0
Curacao	354	79.6	21.1	20.7	21.3	22.0	25.5	19.0	3.4	2.6	2.3	2.2	2.3
Dominica	321	1.1	0.0	0.0	0.2	0.0	0.0	0.9	0.3	0.1	0.1	0.1	0.1
Dominican Republic	243	106.7	66.6	66.3	77.9	87.8	97.2	32.3	9.3	9.9	8.9	8.0	9.9
Ecuador	248	14.5	2.7	3.0	4.1	33.8	4.0	18.5	6.2	6.4	4.7	4.0	3.2
El Salvador	253	2.1	0.6	0.8	1.2	0.6	0.6	3.7	1.3	4.7	1.7	1.2	1.2
Falkland Islands	323	6.7	1.5	1.4	1.4	1.3	1.3	25.8	1.9	1.8	2.0	2.1	2.1
Greenland	326	0.0	0.0	0.0	0.0	0.0	0.0	0.4	0.1	0.1	0.1	0.1	0.5
Grenada	328	0.4	0.1	0.0	0.1	0.1	0.1	0.2	5.3	6.0	5.5	5.9	5.8
Guatemala	258	5.2	3.0	2.4	1.1	0.8	2.9	161.0	31.1	70.0	34.8	25.1	29.6
Guyana	336	12.8	0.3	5.7	0.9	0.9	4.1	13.6	0.3	0.4	5.6	0.6	0.4
Haiti	263	4.6	1.5	1.4	1.6	1.7	2.0	1.4	0.4	0.5	0.5	0.6	0.5
Honduras	268	5.8	0.6	1.5	0.9	1.4	0.8	5.2	3.6	1.5	1.8	1.7	1.2
Jamaica	343	4.1	1.3	1.0	2.0	1.6	1.9	25.1	6.9	8.2	8.2	9.0	8.5
Mexico	273	270.9	70.6	68.9	47.9	80.7	76.3	962.3	148.9	182.8	271.0	254.3	191.9
Montserrat	351	0.0	0.0	0.0	0.1	0.0	0.0	0.0	0.0	0.0	0.0	0.1	0.0
Netherlands Antilles	353	3.3	1.0	0.9	0.7	0.7	0.6	0.6	0.2	0.1	0.1	0.1	5.9
Nicaragua	278	2.2	0.7	0.4	0.5	0.7	0.8	8.5	3.7	14.5	1.1	1.0	1.3
Panama	283	461.2	142.5	147.9	151.5	159.1	154.8	375.6	79.2	79.8	86.8	137.8	88.9
Paraguay	288	10.1	3.0	3.3	2.3	1.5	3.8	145.0	8.3	7.8	8.3	15.5	9.4
Peru	293	201.9	165.0	40.6	42.3	43.8	38.9	135.9	53.4	51.8	52.3	64.0	98.3
St. Kitts and Nevis	361	0.6	0.1	0.1	0.1	0.1	0.1	0.3	0.1	0.1	0.1	0.1	0.1
St. Lucia	362	0.3	0.1	0.1	0.0	0.0	0.1	0.1	0.0	0.0	0.0	0.0	0.0
St. Vincent & Grens.	364	5.2	1.5	1.3	1.1	1.7	1.8	10.4	0.6	0.7	0.6	0.7	0.7
Suriname	366	18.9	5.2	4.1	3.1	2.0	3.7	4.1	0.8	0.9	0.9	1.0	1.1
Trinidad and Tobago	369	17.8	2.1	3.9	3.0	2.5	4.6	77.3	14.4	20.6	12.6	22.1	21.4
Uruguay	298	257.6	6.2	10.4	9.4	210.5	96.7	192.6	37.2	54.9	64.5	54.5	36.3
Venezuela, Rep. Bol.	299	14.6	0.3	4.1	0.3	0.4	7.2	66.9	32.3	11.9	11.2	11.1	11.5
Western Hem. n.s.	399	87.0	16.5	21.4	17.6	20.5	4.7	741.9	150.0	147.0	182.0	237.7	239.7
Other Countries n.i.e	910	26.7	5.2	4.2	6.5	5.6	4.3	112.6	29.9	28.4	28.5	28.3	25.1
Cuba	928	12.2	2.5	0.4	0.8	2.7	0.9	19.7	6.2	5.1	5.5	5.4	4.7
Korea, Dem. People's Rep.	954	14.5	2.7	3.8	5.7	2.9	3.5	92.9	23.7	23.3	22.9	22.9	20.4
Special Categories	899	4,289.1	720.2	1,584.7	1,319.2	1,718.8	1,824.5	584.5	25.7	79.5	35.9	89.2	70.7
Countries & Areas n.s.	898	1,258.5	1,059.3	560.6	580.1	728.6	900.0	7,713.2	1,654.3	1,890.5	1,683.5	1,640.2	1,741.0
Memorandum Items													
Africa	605	59,571.9	14,472.1	16,279.7	15,276.7	15,869.0	17,714.0	53,128.4	13,047.7	14,268.3	14,403.6	15,083.7	15,234.0
Middle East	405	9,468.6	2,545.9	2,501.3	2,508.8	2,720.9	3,160.0	21,777.7	6,164.2	6,299.0	6,094.3	6,970.6	7,365.5
European Union	998	53,423.9	15,178.1	15,296.7	16,532.8	16,361.7	18,275.6	69,426.7	18,095.1	19,468.7	19,500.3	20,098.7	20,425.3
Export earnings: fuel	080	12,956.0	3,524.5	3,547.3	3,609.9	3,753.6	4,311.4	28,385.1	7,868.9	8,017.4	8,000.6	8,750.9	9,556.0
Export earnings: nonfuel	092	238,242.1	66,424.0	70,936.5	69,435.5	76,058.4	83,742.4	267,788.4	66,790.0	72,544.7	71,507.8	76,231.5	73,632.2

Middle East, North Africa, and Pakistan (440)

In Millions of U.S. Dollars

		Exports (FOB)						Imports (CIF)					
		2016	2017Q1	2017Q2	2017Q3	2017Q4	2018Q1	2016	2017Q1	2017Q2	2017Q3	2017Q4	2018Q1
IFS World	
World	001	742,410.7	216,986.4	205,043.5	209,034.1	238,887.9	254,049.0	899,343.6	225,847.0	223,987.9	220,502.7	240,379.8	220,334.8
Advanced Economies	110	341,536.4	99,243.4	90,916.6	93,628.3	109,609.9	117,011.1	361,831.1	96,230.7	91,952.4	91,493.1	102,093.1	92,186.3
Euro Area	163	97,432.8	30,530.8	29,345.5	30,528.6	35,383.0	38,073.0	165,017.1	41,645.5	40,481.3	42,075.6	47,329.2	42,341.8
Austria	122	846.7	217.4	217.6	292.2	247.4	268.5	4,122.3	1,102.4	956.7	999.7	1,159.5	1,057.4
Belgium	124	9,358.8	2,272.1	2,524.0	2,682.5	2,735.3	3,304.4	10,524.9	2,507.9	2,574.7	2,420.0	3,050.9	2,628.0
Cyprus	423	202.8	82.2	61.8	61.6	131.4	78.0	602.0	188.2	172.4	156.7	181.5	162.2
Estonia	939	91.4	15.7	17.1	22.4	57.7	13.6	236.7	45.2	82.0	78.2	172.7	88.2
Finland	172	174.7	39.9	51.4	30.4	42.2	38.8	2,093.9	544.2	441.0	540.0	806.2	717.2
France	132	19,024.9	5,774.3	6,120.4	5,945.7	6,692.8	7,440.7	30,330.5	8,071.6	7,645.4	8,007.3	8,914.1	8,082.1
Germany	134	7,385.0	1,940.0	2,225.6	2,499.8	2,455.9	2,588.8	44,653.1	10,710.1	9,677.5	10,558.7	11,578.7	10,099.7
Greece	174	4,882.7	1,829.6	1,389.8	1,658.9	2,079.5	2,480.7	3,059.3	968.4	885.5	827.5	950.0	836.6
Ireland	178	311.4	92.3	74.9	72.3	79.7	252.2	3,345.2	901.5	891.5	980.2	898.2	850.3
Italy	136	22,510.8	7,283.1	6,587.7	7,110.7	8,302.1	9,110.9	30,531.7	7,495.5	7,769.3	8,198.1	8,722.4	8,001.2
Latvia	941	36.8	9.4	11.2	11.2	9.5	11.7	606.4	110.6	99.7	101.9	140.8	114.8
Lithuania	946	64.4	14.2	16.7	17.5	103.3	17.5	440.9	129.4	131.9	138.3	271.8	91.4
Luxembourg	137	84.8	7.1	10.8	11.5	12.1	13.8	242.0	69.9	75.3	76.5	82.8	90.4
Malta	181	262.2	123.9	114.2	93.5	138.4	153.4	761.6	145.5	216.4	109.7	117.8	171.6
Netherlands	138	11,289.4	4,662.2	4,206.5	4,112.8	4,714.7	4,496.8	9,968.6	2,626.6	2,541.1	2,658.3	3,612.2	2,893.4
Portugal	182	2,147.2	639.5	727.0	569.5	856.0	886.4	2,932.6	816.0	779.5	739.0	806.0	737.3
Slovak Republic	936	82.0	26.2	24.6	21.4	29.0	33.3	941.3	292.3	267.3	250.7	277.3	255.2
Slovenia	961	162.0	37.0	42.2	42.7	42.9	46.6	489.9	126.8	110.8	109.9	134.9	119.2
Spain	184	18,514.7	5,464.8	4,922.2	5,271.9	6,653.0	6,836.8	19,134.0	4,793.4	5,163.1	5,124.9	5,451.4	5,345.6
Australia	193	2,712.7	549.0	798.0	803.6	962.2	1,088.9	6,542.5	1,636.8	1,984.6	1,805.8	1,543.9	1,531.7
Canada	156	5,246.1	1,126.8	899.8	1,125.2	1,045.3	1,206.2	5,915.2	1,598.4	1,330.5	1,211.4	1,614.1	1,891.5
China,P.R.: Hong Kong	532	4,852.3	1,393.4	1,220.1	1,047.4	1,677.4	1,205.7	4,151.7	1,193.3	1,246.5	1,107.8	1,282.0	1,212.7
China,P.R.: Macao	546	0.8	195.1	132.9	74.3	213.9	747.9	3.0	491.1	449.3	531.9	691.4	697.6
Czech Republic	935	305.0	89.0	225.4	98.9	104.2	117.2	2,444.7	842.3	680.4	759.0	780.0	712.8
Denmark	128	334.0	93.8	78.3	84.3	171.1	125.9	2,430.0	675.0	637.2	668.1	814.3	760.3
Iceland	176	5.5	21.1	0.6	1.3	1.9	1.8	18.9	1.5	3.2	3.6	6.5	1.8
Israel	436	831.0	212.5	208.0	205.4	208.8	211.3	3,152.0	817.3	822.7	829.7	830.1	832.8
Japan	158	65,579.1	18,780.9	15,342.6	15,889.1	19,416.8	21,361.0	29,633.0	8,130.2	7,272.0	6,867.0	8,099.6	7,666.7
Korea, Republic of	542	53,581.4	16,439.1	13,491.2	15,504.3	17,866.9	18,932.1	23,904.9	7,423.8	6,725.9	6,603.0	6,604.9	6,146.7
New Zealand	196	1,132.5	419.4	456.7	316.7	496.5	461.1	2,020.6	723.8	553.0	602.7	529.7	515.2
Norway	142	250.7	53.3	104.8	50.8	40.4	38.7	823.3	404.8	276.0	314.9	575.5	585.4
San Marino	135	14.3	4.2	2.9	2.4	1.6	2.8
Singapore	576	22,875.2	7,066.4	6,862.3	7,701.9	9,219.2	8,767.1	5,542.2	1,326.0	1,615.8	1,444.0	1,702.4	1,721.6
Sweden	144	625.5	202.1	233.8	166.6	237.2	312.5	5,029.2	1,370.5	1,201.7	1,346.0	1,482.4	1,247.6
Switzerland	146	17,462.8	2,834.9	2,820.4	3,043.8	2,993.2	3,252.5	14,623.0	4,072.9	3,489.2	3,516.3	4,172.1	3,782.1
Taiwan Prov.of China	528	13,958.1	2,498.6	2,574.8	2,645.0	3,083.5	3,291.4	5,926.6	1,326.4	1,383.7	1,413.4	1,437.5	1,336.4
United Kingdom	112	10,680.8	3,142.9	2,857.6	3,314.8	3,807.2	3,334.1	17,773.7	5,002.3	4,572.6	5,164.2	5,177.8	4,533.9
United States	111	43,670.3	13,594.5	13,263.8	11,026.4	12,681.4	14,482.8	66,864.6	17,544.9	17,223.8	15,226.3	17,418.0	14,665.0
Vatican	187	0.0	0.4	0.0	0.0	0.0	0.1	0.0
Emerg. & Dev. Economies	200	381,844.1	111,702.1	108,283.9	109,894.7	122,988.7	130,518.2	434,123.6	123,888.9	126,957.3	124,078.2	132,810.5	122,846.8
Emerg. & Dev. Asia	505	192,027.2	58,522.7	54,278.1	55,052.6	64,679.3	71,679.1	187,010.1	56,419.0	58,613.1	57,247.9	58,349.5	54,858.2
American Samoa	859	23.8	0.0	0.0	0.0	0.0	0.0	1.4	1.2	1.1	1.1	1.1	1.4
Bangladesh	513	2,602.0	860.8	738.0	734.1	882.5	917.2	1,014.6	359.1	324.5	326.8	328.2	309.7
Bhutan	514	4.0	0.7	1.3	0.5	1.0	1.3	0.3	0.0	0.0	0.0	0.1	0.1
Brunei Darussalam	516	8.0	1.6	3.3	1.9	2.5	2.4	0.3	0.1	0.0	0.1	0.6	0.1
Cambodia	522	58.9	13.0	12.1	13.8	18.3	15.0	267.7	91.8	86.5	109.8	89.7	87.5
China,P.R.: Mainland	924	86,359.5	25,743.2	24,128.4	25,271.5	28,529.6	33,210.5	111,046.7	33,891.1	35,258.6	35,776.9	36,957.5	34,844.2
Fiji	819	8.6	1.5	1.4	1.9	2.1	2.2	5.5	1.7	1.3	1.8	1.2	1.0
F.T. French Polynesia	887	2.1	0.5	0.8	0.4	0.4	0.7	0.5	0.0	0.0	0.0	0.0	0.0
F.T. New Caledonia	839	13.2	3.1	3.4	3.4	3.3	3.0	0.1	0.0	0.0	0.1	0.0	0.0
Guam	829	0.0	0.0	0.0	0.0	0.1	0.0	0.1	0.0	0.1	0.0	0.0	0.0
India	534	71,090.3	22,196.4	20,608.6	19,343.7	23,412.9	25,114.9	38,380.0	11,078.3	11,543.5	9,409.8	9,735.0	9,789.1
Indonesia	536	4,744.9	1,880.6	1,379.3	1,592.7	1,862.3	1,760.6	7,021.2	2,080.1	2,137.7	2,023.0	2,077.3	1,905.5
Kiribati	826	0.1	0.1	0.0	0.2	0.0	0.0
Lao People's Dem.Rep	544	1.3	0.2	0.3	0.4	0.2	0.2	7.5	6.8	5.4	6.4	5.4	3.9
Malaysia	548	6,105.3	1,869.2	1,730.9	1,613.1	1,838.2	2,047.6	7,346.3	1,793.6	1,952.7	1,899.0	1,872.2	1,690.4

Middle East, North Africa, and Pakistan (440)

In Millions of U.S. Dollars

		Exports (FOB)						Imports (CIF)					
		2016	2017Q1	2017Q2	2017Q3	2017Q4	2018Q1	2016	2017Q1	2017Q2	2017Q3	2017Q4	2018Q1
Maldives	556	336.3	93.5	101.0	98.7	105.9	116.6	11.2	3.0	1.2	1.2	1.0	0.9
Marshall Islands	867	0.8	1.1	0.0	0.0	0.3	0.2	0.7	0.0	0.0	0.0	0.0	0.0
Mongolia	948	3.9	0.8	0.2	0.3	1.8	1.3	10.5	2.4	1.9	4.5	6.9	2.6
Myanmar	518	219.0	85.2	58.8	555.7	766.4	446.9	181.0	48.4	43.7	42.4	44.1	40.2
Nauru	836	0.4	0.1	0.0	0.0	0.0	0.0	0.0
Nepal	558	256.2	52.0	48.3	54.4	55.0	57.0	4.0	2.2	1.3	1.3	1.3	1.3
Palau	565	0.0	0.0	0.0	0.0	0.0	0.0	1.0	0.1
Papua New Guinea	853	4.4	25.6	0.6	0.7	48.7	5.1	3.0	0.1	1.1	1.2	1.3	1.4
Philippines	566	3,392.8	1,064.3	753.6	922.9	1,041.6	1,538.7	1,200.1	420.4	411.5	422.9	437.6	388.7
Samoa	862	0.3	0.1	0.1	0.0	0.1	0.2	8.0	1.7	2.3	2.9	2.3	2.7
Solomon Islands	813	0.1	0.1	0.1	0.1	0.4	0.5	0.5	0.6	0.5
Sri Lanka	524	1,704.8	521.4	408.9	526.8	668.4	844.6	762.0	235.9	236.4	229.6	233.6	210.0
Thailand	578	13,293.5	3,657.9	3,820.2	3,727.3	4,690.5	4,996.2	9,968.5	2,609.8	2,680.9	2,697.2	2,669.0	2,341.4
Timor-Leste	537	3.5	0.1	0.2	0.0	0.9	1.4	1.5	0.2	0.2	0.2	0.2	0.2
Tonga	866	0.1	0.0	0.0	0.0	0.1	0.0	0.0	0.0	0.0	0.0	0.0	0.0
Tuvalu	869	0.0	0.0	0.0	0.0	0.0	0.0	0.0	0.2	0.0	0.0	0.0	0.0
Vanuatu	846	0.5	0.1	0.1	0.2	0.2	0.1	108.5	17.8	18.8	15.5	18.2	18.8
Vietnam	582	1,603.0	393.1	421.0	541.8	691.6	496.7	7,041.5	3,418.1	3,529.0	3,898.9	3,418.9	2,838.0
Asia n.s.	598	185.7	56.5	57.3	46.2	54.2	98.3	2,616.5	354.4	372.9	374.7	446.1	378.4
Europe	170	21,749.0	7,483.4	7,904.0	8,296.6	7,381.3	8,698.6	69,242.2	19,815.9	19,912.2	18,544.8	20,558.5	18,267.6
Emerg. & Dev. Europe	903	19,107.5	6,779.2	6,765.3	7,387.8	6,340.0	7,713.9	46,093.8	13,358.9	12,990.3	12,255.6	12,141.4	11,190.3
Albania	914	44.7	12.6	15.1	14.3	8.4	11.3	26.8	6.5	7.9	9.4	7.5	5.8
Bosnia and Herzegovina	963	15.6	5.4	5.9	5.8	7.5	8.2	108.3	28.0	27.5	25.0	30.2	24.9
Bulgaria	918	233.0	78.7	63.5	111.7	122.2	84.4	1,415.2	686.7	486.5	384.7	443.0	514.3
Croatia	960	553.5	157.3	183.5	213.2	236.3	223.0	485.1	125.0	150.3	92.9	137.4	79.9
Faroe Islands	816	0.2	0.1	0.1	0.1	0.1	0.1	1.5	0.2	0.1	0.0	0.3	0.3
Gibraltar	823	85.1	72.1	76.6	33.2	4.7	4.4	26.0	23.2	36.8	30.6	31.8	34.3
Hungary	944	347.8	52.4	81.9	108.4	132.8	175.4	1,813.1	399.6	440.4	380.2	443.2	402.3
Kosovo	967	3.5	0.7	1.1	2.3	22.9	3.3	0.9	0.4	0.5	0.4	0.3	0.2
Macedonia, FYR	962	15.0	1.7	3.0	2.8	3.4	6.0	23.3	6.7	6.0	5.6	6.9	7.9
Montenegro	943	4.8	0.3	0.6	2.1	1.8	0.5	43.8	2.0	0.5	2.4	0.5	0.4
Poland	964	2,158.7	827.4	664.2	731.0	704.6	978.2	3,555.9	1,086.0	1,048.3	1,127.8	1,227.0	1,190.0
Romania	968	643.9	97.8	126.9	231.6	162.7	163.3	4,178.1	983.1	1,099.1	1,126.0	1,095.2	990.2
Serbia, Republic of	942	222.6	85.2	90.2	185.4	154.4	72.4	268.1	74.9	67.4	102.1	74.3	58.6
Turkey	186	14,779.3	5,387.7	5,452.6	5,745.9	4,778.1	5,983.2	34,147.8	9,936.7	9,619.1	8,968.3	8,643.9	7,881.3
CIS	901	2,601.5	685.1	1,123.1	891.3	985.7	930.1	21,342.0	5,857.7	6,459.6	5,742.9	7,826.4	6,501.0
Armenia	911	211.9	55.7	62.4	76.5	70.7	69.6	224.3	49.6	78.3	60.6	75.5	67.8
Azerbaijan, Rep. of	912	286.4	71.6	74.5	59.0	90.1	75.1	319.3	107.6	47.5	102.6	132.5	133.9
Belarus	913	50.0	18.2	62.6	24.0	81.3	17.9	185.3	54.6	44.2	74.1	89.4	77.5
Georgia	915	247.3	55.1	66.1	76.3	125.9	72.7	170.9	54.8	55.8	47.8	29.0	29.4
Kazakhstan	916	140.0	47.3	72.6	56.6	47.8	68.2	922.4	210.4	264.9	301.0	340.2	310.0
Kyrgyz Republic	917	11.7	3.7	4.0	6.5	4.4	4.6	44.3	8.2	17.3	37.6	6.2	17.2
Moldova	921	4.1	1.5	1.2	1.5	1.7	1.9	65.8	12.9	12.5	13.9	15.5	14.5
Russian Federation	922	1,176.4	345.1	313.1	197.0	400.9	500.0	13,571.8	3,614.1	4,094.8	3,560.5	5,278.9	4,070.3
Tajikistan	923	223.9	30.3	43.3	55.7	55.1	42.6	173.2	49.5	71.3	45.6	42.7	46.7
Turkmenistan	925	12.8	0.9	366.2	252.2	1.1	1.1	386.8	9.6	12.9	8.5	15.7	4.8
Ukraine	926	230.4	54.9	55.8	83.4	104.9	75.2	4,753.6	1,562.4	1,605.3	1,311.8	1,643.6	1,560.9
Uzbekistan	927	6.6	0.8	1.3	2.5	1.8	1.3	524.2	124.0	154.8	178.8	157.0	168.0
Europe n.s.	884	39.9	19.1	15.6	17.5	55.6	54.7	1,806.4	599.4	462.2	546.4	590.7	576.3
Mid East, N Africa, Pak	440	138,338.4	37,846.1	38,321.2	38,091.1	42,131.1	40,756.0	132,072.5	35,445.5	35,341.1	34,445.3	39,402.1	35,223.6
Afghanistan, I.R. of	512	2,763.2	518.9	795.0	820.5	848.3	883.6	644.2	77.2	111.8	199.4	170.4	92.3
Algeria	612	2,185.3	489.6	478.9	469.6	542.7	482.0	1,753.6	431.1	422.9	561.7	637.7	486.4
Bahrain, Kingdom of	419	6,744.7	1,924.0	1,865.0	1,750.7	2,044.2	2,123.4	3,711.1	1,254.6	1,317.2	1,188.1	1,265.6	1,079.4
Djibouti	611	1,249.1	318.2	391.2	366.2	459.7	286.0	115.8	32.7	32.3	42.3	32.6	28.3
Egypt	469	10,422.6	3,167.5	3,465.0	3,689.4	3,910.8	3,984.3	8,687.2	2,271.4	2,215.8	2,116.1	2,421.6	2,053.0
Iran, I.R. of	429	17,264.2	4,443.3	4,918.0	4,815.3	5,582.4	4,746.2	3,824.1	858.0	1,024.6	1,344.8	1,506.6	1,479.0
Iraq	433	1,927.3	473.7	488.6	694.6	628.6	693.2	2,306.4	561.8	370.5	658.9	400.1	426.4
Jordan	439	3,867.3	1,362.8	1,025.4	1,224.4	1,292.7	1,082.4	3,123.6	720.1	731.7	843.6	928.0	751.7
Kuwait	443	6,116.8	1,610.8	1,766.8	1,885.0	1,826.8	1,571.7	5,050.0	1,760.2	1,322.0	1,298.6	1,518.4	1,389.0
Lebanon	446	2,344.2	683.8	471.7	486.0	635.8	600.1	2,065.9	492.4	554.7	542.1	758.8	534.0

Middle East, North Africa, and Pakistan (440)

In Millions of U.S. Dollars

		Exports (FOB)						Imports (CIF)					
		2016	2017Q1	2017Q2	2017Q3	2017Q4	2018Q1	2016	2017Q1	2017Q2	2017Q3	2017Q4	2018Q1
Libya	672	867.7	207.8	180.2	179.0	224.5	202.3	2,913.8	556.7	448.3	406.2	386.7	218.1
Mauritania	682	496.3	130.6	155.0	136.2	165.9	161.9	29.6	19.4	28.3	31.8	23.0	18.7
Morocco	686	2,107.5	464.4	486.1	520.9	616.6	587.4	1,449.9	356.8	360.5	341.3	347.4	310.0
Oman	449	13,362.0	3,319.5	3,018.3	3,353.5	4,013.3	3,635.8	6,007.9	1,303.6	1,424.4	1,538.3	1,996.9	1,645.4
Pakistan	564	11,659.5	3,395.7	3,619.7	3,635.1	3,796.2	3,705.8	3,327.8	695.2	815.5	704.1	814.9	799.7
Qatar	453	5,736.0	1,484.1	1,606.5	834.4	1,154.2	1,053.1	3,836.6	1,434.2	1,392.2	966.7	1,037.6	1,024.6
Saudi Arabia	456	15,064.5	3,883.0	3,823.3	3,667.6	3,800.9	4,988.5	19,558.9	6,014.4	5,835.5	5,697.0	7,168.0	6,187.6
Somalia	726	360.5	114.6	115.1	122.5	140.7	162.9	581.9	73.3	79.4	156.1	86.1	80.2
Sudan	732	1,479.6	459.7	482.7	449.4	558.0	464.4	2,641.7	928.9	998.2	731.7	837.8	762.5
Syrian Arab Republic	463	569.9	203.4	137.3	149.4	166.4	161.4	595.1	147.5	140.9	124.7	155.7	144.5
Tunisia	744	1,346.5	324.0	211.7	228.7	453.9	452.4	1,177.9	253.3	286.8	250.3	315.1	338.7
United Arab Emirates	466	27,860.8	8,303.0	8,303.2	8,051.1	8,534.7	7,981.9	57,834.4	14,822.9	15,040.8	14,416.0	16,229.0	15,046.1
West Bank and Gaza	487	256.2	75.5	66.7	90.5	98.1	90.6	70.9	20.9	22.1	18.0	32.6	20.8
Yemen, Republic of	474	2,270.8	484.1	446.1	465.6	627.0	648.5	754.9	332.7	363.2	266.7	329.7	305.3
Middle East n.s.	489	15.9	4.0	3.7	5.6	8.6	6.2	9.5	26.0	1.4	1.0	1.9	1.8
Sub-Saharan Africa	603	22,329.5	5,871.3	5,686.4	6,227.0	6,585.2	7,002.9	21,827.3	5,682.8	6,172.9	6,313.5	6,127.6	5,785.3
Angola	614	414.4	135.8	123.7	123.2	124.8	113.5	963.7	215.7	271.1	378.2	365.1	395.4
Benin	638	158.2	40.3	60.8	53.9	45.8	81.6	424.8	154.0	176.3	91.8	100.1	77.8
Botswana	616	22.0	107.9	7.0	6.5	7.4	10.2	1,302.3	413.9	393.7	245.3	364.9	412.7
Burkina Faso	748	91.3	20.5	25.6	31.2	29.5	29.5	36.5	1.5	13.3	3.4	1.5	1.1
Burundi	618	42.7	13.1	12.9	11.1	16.0	9.0	121.0	17.3	24.9	26.6	21.6	14.2
Cabo Verde	624	2.6	0.9	0.6	0.5	1.1	0.7	3.3	0.7	1.6	1.5	0.1	0.0
Cameroon	622	177.8	62.2	63.6	62.4	73.1	64.0	377.7	97.0	266.4	194.0	109.9	92.6
Central African Rep.	626	12.2	2.3	2.9	3.5	3.1	20.9	8.1	3.8	3.6	3.8	5.4	4.8
Chad	628	14.7	1.8	2.3	1.8	2.5	1.9	173.0	28.9	28.6	21.6	23.7	21.7
Comoros	632	84.5	23.5	24.0	25.3	24.0	25.9	16.7	3.3	1.0	0.8	4.3	5.2
Congo, Dem. Rep. of	636	33.0	9.5	11.9	4.7	7.8	11.6	648.1	27.7	42.5	52.0	64.7	96.0
Congo, Republic of	634	153.9	34.4	34.4	36.7	37.4	34.3	727.0	281.0	381.5	353.8	424.6	383.2
Côte d'Ivoire	662	470.7	107.2	127.6	108.2	132.6	150.7	182.4	51.6	72.8	39.7	27.7	28.9
Equatorial Guinea	642	26.1	5.4	5.4	3.2	7.5	3.3	5.0	5.0	10.3	1.2	6.2	0.3
Eritrea	643	87.5	21.1	25.1	30.7	30.8	19.0	96.7	51.4	32.7	25.0	33.5	27.4
Ethiopia	644	2,235.4	548.3	712.5	525.7	612.5	493.4	931.5	217.1	253.0	230.6	200.5	214.6
Gabon	646	111.7	28.8	23.1	28.1	24.9	26.9	48.2	11.2	14.5	18.1	17.0	14.2
Gambia, The	648	37.1	10.9	10.5	9.1	14.3	13.2	4.0	2.0	2.1	0.7	1.7	1.4
Ghana	652	531.1	140.4	154.3	162.3	246.7	205.5	2,217.4	217.4	100.3	337.9	212.0	201.8
Guinea	656	230.6	64.0	63.4	71.1	72.8	74.4	1,282.9	785.2	801.3	754.2	663.0	407.6
Guinea-Bissau	654	25.6	7.5	4.8	8.9	10.6	4.5	6.8	0.0	0.0	0.0	0.0	0.2
Kenya	664	3,144.1	911.8	723.0	1,041.5	836.6	1,080.7	1,165.7	366.3	304.4	350.0	368.3	387.0
Lesotho	666	6.1	1.3	1.6	1.6	2.4	2.3	25.5	7.9	11.1	16.6	22.9	20.2
Liberia	668	39.8	10.6	12.0	7.4	7.3	9.8	141.1	30.5	33.6	33.5	32.9	47.7
Madagascar	674	647.6	127.7	123.2	171.2	234.8	138.3	187.5	40.9	34.6	36.5	39.8	34.7
Malawi	676	215.7	50.0	57.5	55.5	50.3	41.8	100.0	10.2	5.3	6.9	6.0	6.6
Mali	678	142.1	29.8	34.8	36.5	39.4	34.2	1,537.8	42.0	86.3	63.2	203.1	289.7
Mauritius	684	273.5	38.8	32.3	47.6	68.7	52.5	31.0	7.2	11.2	8.8	8.1	9.8
Mozambique	688	948.6	267.3	238.6	368.4	353.1	361.4	164.2	68.7	44.4	56.4	69.1	52.0
Namibia	728	63.1	26.3	27.9	28.1	35.7	31.0	110.3	62.6	51.5	71.1	52.6	47.2
Niger	692	53.9	15.6	15.6	16.0	17.5	18.6	167.7	26.2	18.1	17.4	28.5	33.2
Nigeria	694	1,089.4	276.7	299.6	258.3	297.7	290.9	1,370.0	322.5	344.4	346.4	328.4	309.8
Rwanda	714	107.6	27.1	20.7	25.2	21.8	17.9	214.7	62.4	75.9	93.1	116.0	113.5
São Tomé & Príncipe	716	12.9	2.7	2.2	1.4	0.9	0.9	0.1	0.0	0.0	0.0	0.0	0.0
Senegal	722	500.2	104.4	121.8	130.0	133.0	140.7	197.7	68.8	64.2	50.7	49.7	40.0
Seychelles	718	271.3	111.6	76.9	94.6	122.6	144.0	15.6	1.9	3.8	3.9	2.9	1.9
Sierra Leone	724	125.5	31.6	27.1	26.0	35.0	35.8	30.3	3.9	7.8	1.5	1.4	2.0
South Africa	199	6,506.2	1,592.7	1,566.8	1,671.6	1,649.4	1,937.2	3,656.3	1,059.5	1,271.9	1,440.5	1,251.6	1,162.0
South Sudan, Rep. of	733	38.6	14.1	7.5	7.6	18.0	6.1	7.4	2.8	5.9	5.5	4.7	3.7
Swaziland	734	8.5	5.6	1.9	2.0	16.6	2.9	115.6	51.8	25.7	25.5	16.2	25.2
Tanzania	738	1,436.4	372.6	323.6	417.8	515.5	592.9	953.4	244.3	281.4	276.7	242.1	204.6
Togo	742	125.9	28.2	42.0	38.4	59.3	99.2	601.2	202.2	263.9	162.2	161.3	152.7
Uganda	746	435.5	140.5	155.2	185.8	196.9	194.9	452.7	121.3	140.5	174.1	123.2	96.6
Zambia	754	859.5	228.2	195.7	196.0	235.3	265.6	659.3	224.8	119.5	161.4	197.3	204.2

Middle East, North Africa, and Pakistan (440)

In Millions of U.S. Dollars

		Exports (FOB)						Imports (CIF)					
		2016	2017Q1	2017Q2	2017Q3	2017Q4	2018Q1	2016	2017Q1	2017Q2	2017Q3	2017Q4	2018Q1
Zimbabwe	698	151.8	34.3	42.7	40.9	45.2	46.6	229.8	64.2	68.6	127.6	149.1	121.4
Africa n.s.	799	162.9	35.9	39.5	49.7	66.5	62.9	115.2	4.0	7.2	3.8	5.0	18.8
Western Hemisphere	205	7,400.0	1,978.7	2,094.2	2,227.5	2,211.8	2,381.5	23,971.5	6,525.7	6,918.1	7,526.7	8,372.9	8,712.1
Anguilla	312	0.2	0.1	0.0	0.1	0.1	0.1	0.4	0.0	0.0	0.1	0.0	0.0
Antigua and Barbuda	311	0.6	0.7	0.8	0.7	1.0	1.2	3.4	0.3	0.1	0.2	0.1	0.0
Argentina	213	580.6	114.3	259.6	151.3	105.6	112.5	5,225.9	1,339.2	1,424.9	1,557.4	1,371.3	1,203.8
Aruba	314	9.5	2.3	2.3	2.4	2.7	2.6	8.7	0.9	3.2	2.7	2.7	1.6
Bahamas, The	313	45.2	0.1	0.1	0.2	0.1	0.0	26.4	0.4	1.7	0.8	0.8	0.7
Barbados	316	1.1	0.2	0.2	0.1	0.1	0.1	0.7	0.1	0.1	0.3	0.2	0.3
Belize	339	5.5	0.4	1.1	0.6	1.2	0.3	2.7	0.6	1.1	1.2	0.3	0.8
Bermuda	319	0.1	0.0	0.0	0.0	0.0	0.0	0.1	0.0	0.1	24.0	24.9	26.7
Bolivia	218	4.2	2.4	2.9	1.2	2.6	2.1	205.3	51.0	19.4	214.1	128.7	164.3
Brazil	223	5,242.6	1,500.9	1,406.1	1,515.6	1,532.6	1,715.1	12,417.3	3,527.0	3,520.5	3,797.1	4,066.0	3,393.7
Chile	228	189.5	29.4	31.6	36.7	39.6	30.5	529.5	157.9	174.3	154.0	116.0	122.4
Colombia	233	105.5	30.8	27.7	29.9	32.0	34.2	318.4	57.6	123.7	95.1	71.7	72.9
Costa Rica	238	25.3	5.0	5.5	6.4	7.9	6.3	88.7	23.9	22.6	23.7	25.9	25.3
Curacao	354	0.0	0.0	0.0	0.0	0.0	4.7	11.8	6.5	5.6	0.0	0.1
Dominica	321	1.5	1.0	0.9	1.2	2.1	2.8	9.8	3.4	4.3	4.9	4.9	5.7
Dominican Republic	243	29.4	10.3	14.9	15.0	8.9	10.5	29.7	11.0	10.2	10.8	11.7	9.8
Ecuador	248	32.5	9.4	11.0	12.4	13.2	13.5	460.4	117.7	129.4	131.6	132.3	132.7
El Salvador	253	18.4	5.0	4.7	6.4	10.3	8.5	10.3	2.0	3.2	2.5	2.7	3.9
Falkland Islands	323	0.3	0.5	0.8	0.6	0.4	1.0
Greenland	326	0.1	0.0	0.0	0.1	0.1	0.0	13.6	0.6	0.0	0.2	0.0	0.7
Grenada	328	0.5	0.1	0.1	0.1	0.1	0.1	0.1	0.0	0.0	0.0	0.0	0.0
Guatemala	258	13.1	12.1	9.0	15.4	17.5	19.5	107.6	104.0	92.1	58.3	70.3	81.2
Guyana	336	5.1	1.0	0.5	3.7	0.9	2.3	5.4	2.9	3.8	20.3	26.2	14.7
Haiti	263	9.3	2.4	3.8	1.8	4.1	1.5	9.5	1.3	1.1	1.0	0.9	6.0
Honduras	268	12.4	3.0	1.2	1.5	1.9	4.5	16.7	6.6	8.9	3.6	5.3	4.9
Jamaica	343	10.8	1.4	1.7	1.8	1.7	1.6	9.2	1.0	1.4	27.3	2.5	1.0
Mexico	273	573.7	160.5	203.6	217.5	273.5	239.5	2,762.9	693.3	704.5	759.8	873.0	679.1
Montserrat	351	0.1	0.0	0.0	0.0	0.0	0.1	0.0	0.0	0.0	0.0	0.0	0.0
Netherlands Antilles	353	0.2	0.3	0.1	0.0	0.9	0.0	0.0	1.1	0.3	0.1	0.3	0.1
Nicaragua	278	7.6	3.1	2.1	2.8	1.4	2.1	8.5	2.6	3.3	4.1	3.4	3.1
Panama	283	17.9	3.2	4.4	17.7	7.4	6.3	7.7	19.4	233.7	7.2	13.1	7.6
Paraguay	288	13.0	3.6	4.5	6.5	6.7	5.2	190.8	19.6	95.8	94.9	96.6	68.9
Peru	293	220.0	36.8	50.1	105.0	79.1	113.6	546.5	132.3	109.4	345.6	144.7	93.4
Sint Maarten	352	0.0	0.1	0.1	0.1	0.1	0.1	0.1	0.1
St. Kitts and Nevis	361	2.2	0.0	0.0	0.0	0.0	0.0	0.1	0.0	0.0	0.1	0.8	0.0
St. Lucia	362	0.6	0.0	0.1	0.1	0.0	0.0	0.1	0.0	0.0	0.0	0.0	0.0
St. Vincent & Grens.	364	0.4	0.0	0.1	0.0	0.1	0.1	11.1	5.0	48.1	0.0	0.0	23.0
Suriname	366	2.5	0.6	0.5	0.7	0.7	0.6	439.1	98.8	16.9	4.3	3.5	4.4
Trinidad and Tobago	369	14.1	3.9	3.4	2.7	4.3	2.6	63.0	25.4	43.9	37.4	30.9	23.6
Uruguay	298	141.6	24.3	30.8	52.1	40.8	31.0	152.5	41.1	67.3	87.2	86.8	124.1
Venezuela, Rep. Bol.	299	61.0	10.0	8.6	17.6	10.1	8.3	139.4	39.6	17.1	24.7	1,032.0	2,393.7
Western Hem. n.s.	399	2.2	0.2	0.1	0.3	0.3	2.2	145.4	25.7	24.5	23.9	21.9	16.9
Other Countries n.i.e	910	267.7	202.4	66.6	42.1	25.5	4.8	98.2	51.7	31.9	16.4	15.8	12.3
Cuba	928	262.6	163.0	65.7	42.0	25.4	4.7	55.8	41.5	22.0	4.0	4.8	4.0
Korea, Dem. People's Rep.	954	5.1	39.3	0.9	0.1	0.1	0.1	42.4	10.2	9.9	12.4	11.0	8.4
Special Categories	899	479.0	139.2	59.1	118.3	59.7	222.2	4,446.4	438.7	335.9	393.4	436.8	369.0
Countries & Areas n.s.	898	18,283.6	5,699.2	5,717.3	5,350.6	6,204.2	6,292.7	98,844.2	5,237.1	4,710.3	4,521.7	5,023.6	4,920.3
Memorandum Items													
Africa	605	31,515.7	8,158.4	7,999.6	8,512.9	9,504.7	9,593.9	29,570.3	7,775.5	8,375.4	8,423.2	8,402.6	7,806.5
Middle East	405	114,690.9	31,630.3	31,585.7	31,342.0	34,549.0	33,569.6	120,350.2	32,577.6	32,205.4	31,426.6	36,137.0	32,306.7
European Union	998	113,314.9	35,271.9	33,860.5	35,589.0	41,061.4	43,586.9	204,142.2	52,815.9	50,797.7	53,124.6	58,929.4	52,773.1
Export earnings: fuel	080	103,093.3	27,642.9	28,274.5	27,255.7	30,097.8	29,312.5	127,234.4	34,430.8	34,771.7	33,943.4	40,809.7	37,722.1
Export earnings: nonfuel	092	639,317.4	189,343.5	176,769.0	181,778.4	208,790.1	224,736.5	772,109.2	191,416.3	189,216.2	186,559.3	199,570.1	182,612.7

Western Hemisphere (205)

In Millions of U.S. Dollars

		Exports (FOB)						Imports (CIF)					
		2016	2017Q1	2017Q2	2017Q3	2017Q4	2018Q1	2016	2017Q1	2017Q2	2017Q3	2017Q4	2018Q1
IFS World		874,730.5	225,774.0	958,388.5	240,370.1
World	001	870,409.3	226,837.3	246,205.9	247,988.4	254,801.1	255,804.8	938,444.1	236,935.8	247,171.4	261,858.6	271,515.3	262,256.1
Advanced Economies	110	561,813.7	143,113.5	152,879.6	155,140.1	162,307.4	159,744.9	535,351.6	137,580.2	140,086.8	145,486.7	151,801.8	148,044.2
Euro Area	163	76,373.2	19,451.7	20,847.2	23,204.8	23,251.5	24,371.0	105,388.9	26,118.1	27,698.2	30,408.8	30,292.7	30,381.1
Austria	122	479.4	109.8	114.4	112.3	139.5	119.1	3,119.8	840.9	886.0	1,009.7	915.6	1,086.8
Belgium	124	8,591.1	2,235.4	2,341.4	2,565.8	2,371.6	2,414.8	4,880.5	1,205.4	1,379.4	1,453.2	1,356.2	1,275.2
Cyprus	423	75.1	16.2	16.6	17.1	57.7	130.1	9.2	2.5	8.7	1.8	4.1	5.8
Estonia	939	112.6	54.5	42.7	24.4	21.7	20.6	462.7	112.7	63.6	161.1	77.0	82.9
Finland	172	915.9	210.9	289.1	208.4	291.5	239.6	1,897.5	506.4	548.1	512.3	572.6	475.0
France	132	7,058.7	1,661.6	1,729.3	1,732.9	1,797.6	1,955.6	14,180.3	3,041.9	3,373.0	3,644.1	3,617.4	3,394.1
Germany	134	14,125.2	3,931.8	4,248.4	4,485.1	4,738.8	4,448.7	36,370.6	9,156.9	9,569.6	10,803.2	10,255.8	10,959.3
Greece	174	543.7	140.7	152.5	140.5	124.8	150.0	513.9	89.5	95.8	100.3	87.8	129.8
Ireland	178	986.2	279.1	244.8	377.6	353.2	342.8	2,933.3	743.2	780.0	807.9	760.3	761.7
Italy	136	8,867.7	2,164.5	2,425.4	2,533.1	2,392.1	2,354.8	16,122.0	3,960.3	4,114.4	4,582.3	4,524.0	4,601.5
Latvia	941	143.5	21.2	23.6	21.9	47.9	54.6	74.8	18.4	42.7	29.1	37.8	55.2
Lithuania	946	115.6	56.2	56.8	37.2	37.3	44.4	165.4	48.4	46.9	51.7	46.8	70.8
Luxembourg	137	162.8	47.9	55.8	15.7	88.8	23.9	255.6	59.8	72.5	80.1	77.5	79.4
Malta	181	42.2	6.5	5.5	34.1	172.5	153.7	112.0	33.3	24.5	21.6	20.2	22.1
Netherlands	138	18,571.6	4,161.2	4,487.6	5,286.3	5,470.7	7,030.8	6,979.7	2,035.6	2,032.0	2,005.8	2,290.0	2,267.9
Portugal	182	1,574.9	434.4	614.5	814.5	658.2	599.0	1,728.6	522.2	438.6	529.5	606.3	652.4
Slovak Republic	936	107.2	31.7	29.0	26.2	28.0	27.7	562.9	116.3	140.1	147.0	152.9	192.3
Slovenia	961	503.7	113.7	147.6	130.6	133.2	143.6	265.5	70.4	85.7	86.4	85.6	89.9
Spain	184	13,396.1	3,774.4	3,822.2	4,641.2	4,326.4	4,117.3	14,754.7	3,553.7	3,996.8	4,382.0	4,804.7	4,178.9
Australia	193	2,651.6	634.6	772.8	761.8	884.7	800.3	2,336.4	842.3	627.1	630.8	730.0	524.4
Canada	156	19,322.4	4,821.9	4,961.1	5,423.0	5,439.2	5,880.4	16,548.0	3,903.5	4,130.5	4,480.7	4,487.8	4,240.2
China,P.R.: Hong Kong	532	3,647.7	936.9	1,093.7	1,252.1	1,382.1	1,332.0	2,066.5	462.0	582.5	610.7	646.3	608.1
China,P.R.: Macao	546	1.0	1.6	1.0	0.5	1.1	1.0	5.4	1.8	1.3	1.3	1.3	1.2
Czech Republic	935	366.6	99.5	101.4	126.8	110.5	129.3	2,151.4	529.1	622.4	670.6	630.8	710.3
Denmark	128	1,622.7	348.0	405.9	435.2	395.5	378.0	2,931.5	599.2	647.6	716.0	696.8	718.8
Iceland	176	133.3	81.8	62.1	89.5	90.8	92.2	44.0	13.5	11.2	17.7	17.7	18.4
Israel	436	1,533.0	403.4	341.9	519.5	340.0	530.1	2,214.8	548.8	558.7	653.1	652.5	552.0
Japan	158	17,269.4	4,878.6	4,781.5	4,997.0	5,878.0	5,065.9	31,855.5	7,870.1	8,014.8	8,272.9	8,521.3	7,948.7
Korea, Republic of	542	13,380.8	3,083.1	3,552.2	3,959.3	4,629.3	4,307.1	28,741.6	7,252.7	7,483.2	7,645.5	7,667.6	7,177.7
New Zealand	196	496.8	118.2	138.2	126.2	147.8	165.5	908.2	237.9	270.3	222.7	210.9	211.9
Norway	142	1,035.2	247.4	275.4	289.8	266.3	283.7	1,334.3	318.1	254.8	285.7	301.5	311.2
San Marino	135	0.1	0.2	0.1	0.1	0.1	0.1	4.8	3.6	1.7	3.3	4.2	3.2
Singapore	576	5,469.4	1,494.9	889.0	2,181.1	1,691.6	1,298.8	2,492.7	521.8	660.7	731.5	977.9	690.8
Sweden	144	1,363.6	336.0	344.3	344.0	322.2	412.8	3,623.0	1,012.8	1,065.2	1,039.6	1,032.4	1,030.9
Switzerland	146	9,130.0	1,722.6	1,575.7	1,804.8	1,819.4	1,964.1	6,227.0	1,517.0	1,464.1	1,625.6	1,624.0	1,544.3
Taiwan Prov.of China	528	3,691.0	1,060.0	1,143.2	1,454.4	1,193.9	1,010.6	11,445.2	2,927.9	2,968.2	3,228.5	3,350.6	3,177.6
United Kingdom	112	9,932.2	2,153.0	2,344.4	2,156.6	2,488.5	2,641.8	8,032.8	1,798.5	1,989.0	2,289.8	2,180.9	2,004.3
United States	111	394,393.1	101,240.1	109,248.7	106,013.6	111,974.8	109,080.1	306,999.1	81,101.5	81,035.2	81,951.8	87,774.5	86,189.0
Vatican	187	0.5	0.0	0.0	0.0	0.3	0.0	0.0	0.2	0.0	0.1
Emerg. & Dev. Economies	200	298,507.8	80,878.9	90,472.2	90,120.1	90,079.7	93,504.8	395,044.4	97,243.0	104,957.3	114,316.6	117,264.9	112,007.5
Emerg. & Dev. Asia	505	114,395.8	33,246.0	39,330.7	35,635.3	35,236.6	36,349.2	216,654.2	52,225.3	56,356.9	63,738.6	64,859.9	61,480.1
American Samoa	859	2.1	0.0	0.0	0.5	0.1	2.8	1.1	0.4	0.3	0.3	0.8
Bangladesh	513	1,743.7	399.1	522.5	778.4	560.4	460.3	687.8	185.7	163.8	198.3	210.9	241.6
Bhutan	514	0.2	0.1	0.0	0.0	0.0	0.1	0.1	0.1	0.1	0.1	0.2	0.0
Brunei Darussalam	516	9.6	5.0	2.9	1.8	6.8	3.3	3.6	0.3	1.2	0.5	3.5	2.4
Cambodia	522	38.5	7.7	5.8	7.4	7.2	7.4	254.8	61.6	59.0	85.9	87.3	79.1
China,P.R.: Mainland	924	78,127.6	22,752.9	28,134.7	24,670.6	23,774.9	26,304.9	164,745.6	39,137.7	42,108.8	48,575.6	49,060.6	46,779.7
Fiji	819	4.4	0.8	0.9	1.0	0.9	0.8	13.2	2.4	2.3	2.2	2.8	3.4
F.T. French Polynesia	887	8.8	1.6	2.6	3.2	3.1	3.3	0.1	0.1	0.1	0.0	0.0	1.0
F.T. New Caledonia	839	7.5	4.0	2.0	1.5	2.5	2.3	0.3	0.1	0.7	0.3	1.3	0.5
Guam	829	2.8	1.5	0.5	0.8	1.7	0.6	0.2	0.1	0.1	0.2	0.1	0.3
India	534	15,508.4	4,926.9	5,472.8	5,403.6	5,808.8	5,024.9	11,889.8	3,116.6	3,492.6	3,819.2	3,912.3	3,624.1
Indonesia	536	3,699.1	815.1	696.9	858.1	1,062.8	702.0	4,178.2	1,161.4	1,132.4	1,184.8	1,327.3	1,239.8
Kiribati	826	0.4	0.1	0.1	0.0	0.0	1.2	6.3	0.0	3.0	8.7	9.9	7.5
Lao People's Dem.Rep	544	1.5	0.4	0.7	1.3	1.3	4.0	3.7	1.0	0.8	1.8	1.2	3.4
Malaysia	548	3,904.7	1,473.2	1,329.5	964.3	1,078.9	750.3	11,167.5	2,494.2	2,763.3	2,876.8	3,009.3	2,682.1

Western Hemisphere (205)

In Millions of U.S. Dollars

		Exports (FOB)						Imports (CIF)					
		2016	2017Q1	2017Q2	2017Q3	2017Q4	2018Q1	2016	2017Q1	2017Q2	2017Q3	2017Q4	2018Q1
Maldives	556	20.4	5.9	5.3	5.2	6.1	6.0	0.2	0.0	0.0	0.0	1.4	0.2
Marshall Islands	867	2.9	1.2	1.2	1.3	2.5	2.1	8.8	1.4	0.0	0.1	0.1	0.1
Micronesia	868	0.5	0.0	0.1	0.1	0.1	0.1	0.3	0.2	0.1	3.5	0.9	2.4
Mongolia	948	6.1	2.4	2.8	1.9	2.1	2.6	0.3	0.1	0.1	0.1	0.2	0.1
Myanmar	518	206.6	103.8	46.2	18.0	9.8	11.5	20.3	4.5	5.5	6.1	8.4	6.4
Nepal	558	15.3	11.0	0.8	3.3	2.8	2.1	3.3	0.5	0.8	0.8	1.4	1.4
Palau	565	1.4	0.0	0.2	0.1	0.1	0.0	0.1	0.1	0.0	0.1	0.0	0.1
Papua New Guinea	853	4.5	0.8	6.2	4.9	1.9	1.3	118.9	32.6	37.5	43.5	41.2	39.9
Philippines	566	1,134.3	379.0	319.5	334.1	456.9	490.1	2,905.2	735.8	705.3	829.5	874.0	815.6
Samoa	862	1.0	0.2	0.3	0.4	0.2	0.2	4.0	0.4	0.3	1.8	0.6	2.2
Solomon Islands	813	0.4	0.2	0.0	0.1	0.1	0.1	0.6	0.1	0.1	0.3	0.1	1.9
Sri Lanka	524	185.7	31.2	37.1	15.5	37.9	20.0	387.7	101.8	99.2	106.8	126.5	114.8
Thailand	578	3,358.7	887.0	1,108.5	859.1	601.4	978.3	11,505.9	2,864.4	2,972.9	3,191.3	3,355.9	3,250.9
Timor-Leste	537	6.7	1.8	2.8	3.5	2.6	1.7	0.1	0.0	0.0	0.0	0.0	0.0
Tonga	866	2.3	0.5	0.6	0.7	0.6	0.6	0.0	0.0	0.0	0.0	0.0	0.0
Tuvalu	869	0.0	0.0	0.0	2.7	0.1	0.0	0.3	0.0	0.0	0.1	0.1	3.8
Vanuatu	846	1.4	0.4	0.4	0.5	0.3	0.6	5.5	3.9	4.8	6.0	5.6	1.1
Vietnam	582	6,259.2	1,391.4	1,564.3	1,657.1	1,765.8	1,515.2	8,544.0	2,242.4	2,727.0	2,711.6	2,722.4	2,490.7
Asia n.s.	598	129.2	40.5	62.6	34.6	35.5	51.1	194.5	74.4	74.4	82.0	94.4	82.7
Europe	170	14,480.1	4,033.5	4,275.9	4,197.2	4,364.2	4,477.2	15,600.1	4,149.0	4,666.7	4,768.7	4,510.3	5,157.9
Emerg. & Dev. Europe	903	7,952.2	2,252.2	2,438.8	2,276.7	2,709.0	2,849.8	7,847.9	2,117.8	2,416.0	2,528.7	2,367.8	2,729.1
Albania	914	60.6	15.1	23.2	26.6	21.6	25.0	9.6	2.0	1.9	2.3	3.6	3.2
Bosnia and Herzegovina	963	7.4	1.5	1.1	2.1	2.3	1.7	22.2	6.5	6.9	7.1	7.9	8.8
Bulgaria	918	698.2	206.4	126.1	326.0	388.1	349.8	196.7	64.5	53.8	66.1	64.3	70.6
Croatia	960	230.5	43.0	49.1	46.7	44.6	30.6	60.5	14.6	26.7	36.6	15.2	41.9
Faroe Islands	816	2.1	0.5	0.5	0.7	0.7	0.6	0.8	0.3	0.3	0.3	0.3	0.2
Gibraltar	823	167.5	42.4	3.6	4.4	5.8	27.8	4.3	0.1	0.0	0.2	0.1	0.2
Hungary	944	514.2	114.3	107.3	100.7	116.4	96.9	1,987.3	516.2	734.5	698.0	653.2	733.1
Kosovo	967	0.2	0.0	0.0	0.1	0.1	0.0	0.0	0.0	0.0	0.0	0.0	0.0
Macedonia, FYR	962	25.4	6.5	7.3	11.0	9.8	11.3	11.5	3.0	3.5	4.1	9.8	8.0
Montenegro	943	40.4	7.3	7.2	7.6	6.7	4.7	0.8	0.3	0.1	0.1	0.1	0.1
Poland	964	1,891.2	468.0	563.4	476.0	551.2	601.7	1,981.9	503.7	596.0	631.6	557.0	649.4
Romania	968	388.1	120.1	189.0	106.6	125.7	150.9	933.0	296.5	229.8	256.9	247.4	287.9
Serbia, Republic of	942	55.9	12.6	15.4	14.5	12.5	13.0	58.7	15.5	14.8	15.2	16.0	17.0
Turkey	186	3,870.4	1,214.6	1,345.5	1,153.8	1,423.6	1,535.9	2,580.6	694.6	747.4	810.3	793.0	908.7
CIS	901	6,178.8	1,738.7	1,761.7	1,914.6	1,646.9	1,618.1	7,610.5	1,999.3	2,193.4	2,178.8	2,076.5	2,361.2
Armenia	911	43.1	5.5	4.4	8.9	14.0	6.3	1.3	0.2	0.3	0.5	0.3	0.2
Azerbaijan, Rep. of	912	28.2	6.3	10.5	68.3	7.3	9.2	0.8	0.2	0.0	0.2	0.1	0.3
Belarus	913	54.2	16.1	24.1	23.0	46.8	26.1	484.7	134.7	172.4	195.1	143.0	77.8
Georgia	915	304.6	68.9	70.2	82.5	57.1	41.6	24.2	7.9	5.7	7.1	9.0	2.2
Kazakhstan	916	77.6	23.9	14.3	20.1	10.3	15.2	126.0	19.9	32.5	13.4	13.2	27.4
Kyrgyz Republic	917	2.6	0.7	0.3	0.1	0.2	0.0	0.2	0.1	0.1	0.1	0.0	0.1
Moldova	921	9.3	2.5	1.9	3.3	3.9	3.4	3.9	1.5	1.8	2.0	2.2	2.8
Russian Federation	922	5,252.2	1,506.9	1,525.1	1,584.9	1,373.2	1,398.7	6,592.2	1,728.0	1,871.0	1,867.6	1,804.8	2,126.1
Tajikistan	923	35.0	4.7	6.9	10.0	9.8	7.9	0.1	0.1	0.0	0.1	0.4	0.8
Turkmenistan	925	1.9	0.6	2.7	0.3	3.3	6.5	2.6	9.0	6.6	0.4	0.2	0.1
Ukraine	926	349.4	100.4	98.4	110.1	117.8	99.4	365.5	96.7	101.9	89.8	99.4	121.3
Uzbekistan	927	20.8	2.2	3.1	3.1	3.3	3.7	9.0	0.9	1.1	2.6	3.8	2.0
Europe n.s.	884	349.1	42.6	75.4	5.8	8.4	9.3	141.7	31.8	57.4	61.2	66.0	67.5
Mid East, N Africa, Pak	440	23,352.8	5,934.5	6,754.8	7,680.2	7,730.4	9,932.1	8,871.9	2,636.5	2,597.8	2,552.9	2,868.0	2,903.5
Afghanistan, I.R. of	512	11.9	4.2	5.7	2.9	1.5	5.6	2.7	1.7	0.9	1.3	1.4	2.8
Algeria	612	2,415.7	790.0	709.2	538.6	811.5	884.9	1,869.4	856.9	536.2	485.8	616.5	519.0
Bahrain, Kingdom of	419	279.9	120.1	94.0	114.4	107.1	124.2	124.4	62.3	31.8	31.4	59.5	32.9
Djibouti	611	94.5	19.6	8.7	22.8	13.0	9.3	1.1	0.3	0.2	0.3	0.2	0.0
Egypt	469	3,540.8	393.4	997.4	1,481.7	974.8	779.7	265.9	75.0	110.2	106.8	70.6	74.3
Iran, I.R. of	429	2,743.1	749.9	925.2	735.1	715.2	732.0	141.8	67.7	53.1	15.3	40.2	11.7
Iraq	433	730.2	230.4	225.5	364.5	353.1	166.0	122.5	0.1	52.6	25.2	57.8	175.4
Jordan	439	434.0	100.8	188.5	144.5	165.7	122.9	41.8	11.9	12.5	16.6	16.2	14.6
Kuwait	443	395.2	120.6	105.5	81.6	87.3	118.2	328.7	107.8	31.5	20.5	29.4	137.9
Lebanon	446	436.5	122.8	122.4	135.8	114.8	140.3	14.2	5.2	17.9	1.6	2.0	2.9

Western Hemisphere (205)

In Millions of U.S. Dollars

		Exports (FOB)						Imports (CIF)					
		2016	2017Q1	2017Q2	2017Q3	2017Q4	2018Q1	2016	2017Q1	2017Q2	2017Q3	2017Q4	2018Q1
Libya	672	203.7	48.9	74.9	67.7	46.9	49.7	33.8	0.0	0.0	45.5	2.1	22.0
Mauritania	682	149.3	14.7	25.7	35.7	42.6	38.4	5.6	7.4	0.6	0.4	3.6	3.8
Morocco	686	1,040.1	347.2	381.1	422.4	339.6	303.2	1,177.5	331.6	375.0	468.1	396.7	347.3
Oman	449	636.6	238.0	213.0	173.6	216.9	198.4	173.1	31.5	74.1	25.0	97.6	73.3
Pakistan	564	770.2	194.0	329.6	265.4	163.3	207.2	518.3	133.6	123.0	143.6	139.1	135.8
Qatar	453	421.5	87.9	175.4	100.5	131.6	97.8	1,062.8	167.2	326.3	332.3	178.7	140.6
Saudi Arabia	456	3,695.6	1,092.3	917.5	992.2	890.9	909.9	1,952.4	574.1	630.5	563.1	763.1	968.8
Somalia	726	82.3	9.4	23.0	20.7	17.2	17.0	0.4	0.1	0.1	0.0	0.0	0.0
Sudan	732	59.9	21.6	5.2	15.4	29.4	9.5	13.0	1.5	1.7	0.8	0.8	1.4
Syrian Arab Republic	463	184.0	46.3	27.0	41.6	34.9	31.4	5.3	1.3	1.0	3.1	2.7	2.1
Tunisia	744	412.8	142.0	133.2	170.4	101.7	126.0	143.4	41.7	62.8	40.2	47.8	29.9
United Arab Emirates	466	4,033.9	938.1	936.5	1,540.8	2,202.8	4,792.0	873.4	156.8	155.7	225.8	341.8	207.0
West Bank and Gaza	487	28.3	5.4	7.2	9.2	6.0	6.5	0.3	0.7	0.1	0.0	0.3	0.0
Yemen, Republic of	474	552.7	97.0	123.2	202.7	162.6	61.9	0.2	0.0	0.0	0.0	0.0	0.0
Sub-Saharan Africa	603	7,111.7	1,882.0	1,912.9	2,021.9	1,702.0	1,899.7	5,587.5	1,111.0	1,532.5	1,672.0	1,719.0	1,972.0
Angola	614	656.6	177.3	176.7	229.7	152.5	140.7	389.2	156.5	108.7	90.3	122.2	117.4
Benin	638	85.0	21.7	43.0	34.1	40.4	53.5	2.4	0.0	0.3	0.1	0.1	0.0
Botswana	616	4.3	0.1	0.6	1.0	0.3	0.4	1.2	0.3	0.3	0.3	0.3	0.2
Burkina Faso	748	10.3	5.7	4.3	7.4	3.8	6.1	0.1	0.0	0.1	0.0	0.0	0.6
Burundi	618	0.4	2.8	0.4	0.0	0.0	0.8	0.1	0.0	0.0	0.1	0.1	0.0
Cabo Verde	624	24.5	5.5	9.3	8.3	6.7	8.1	0.6	0.6	0.3	2.1	0.0	1.0
Cameroon	622	118.0	50.8	83.7	76.1	62.7	70.5	9.0	2.2	2.7	2.6	2.9	2.8
Central African Rep.	626	7.7	0.5	0.6	0.6	0.6	0.5	0.4	0.1	0.0	0.0	0.0	0.1
Chad	628	2.5	0.2	0.0	0.4	0.4	0.4	0.2	0.0	0.0	0.1	0.1	0.1
Comoros	632	4.8	1.0	1.1	1.4	2.0	1.0	0.7	0.3	0.1	0.1	0.2	0.0
Congo, Dem. Rep. of	636	79.8	18.3	12.5	10.6	27.7	20.2	12.6	0.7	3.7	0.5	5.0	24.1
Congo, Republic of	634	67.1	15.7	10.2	9.0	9.7	12.4	5.0	7.3	3.8	0.1	0.2	0.2
Côte d'Ivoire	662	228.0	98.5	70.0	32.8	35.6	65.7	150.4	46.8	58.0	62.4	47.7	37.3
Equatorial Guinea	642	27.7	3.7	3.4	4.2	5.0	4.0	312.0	1.8	104.3	135.1	23.9	19.7
Eritrea	643	22.7	0.0	10.2	5.3	0.0	0.1	0.3	0.0	0.0	0.5	0.1	0.1
Ethiopia	644	20.1	10.4	11.9	21.4	14.4	9.4	3.7	1.5	2.3	2.5	1.4	1.2
Gabon	646	54.3	13.5	12.2	17.7	17.6	19.1	1,017.7	206.6	222.7	255.8	251.8	223.6
Gambia, The	648	90.5	24.9	31.9	29.3	15.5	38.6	0.5	0.1	0.1	0.4	0.4	1.2
Ghana	652	370.2	77.6	121.8	68.1	79.3	70.3	163.6	57.5	100.5	7.4	39.4	83.0
Guinea	656	52.7	29.9	26.3	12.8	10.4	30.5	0.8	18.3	3.2	2.9	2.4	0.9
Guinea-Bissau	654	5.3	1.3	1.4	1.0	0.8	0.5	1.4	0.0	0.0	0.0	0.0	0.9
Kenya	664	100.6	66.7	82.2	168.7	79.5	112.2	20.2	3.0	4.0	3.5	14.0	5.4
Lesotho	666	2.1	0.0	1.5	0.3	0.0	0.0	3.5	0.8	0.7	1.0	1.1	0.8
Liberia	668	51.4	13.1	13.2	14.9	14.3	13.7	8.7	1.1	6.2	1.5	2.1	1.3
Madagascar	674	49.8	20.6	27.5	23.9	19.2	8.1	13.8	2.1	3.0	3.4	2.3	3.2
Malawi	676	6.4	0.1	0.1	0.4	5.8	0.1	4.1	1.2	2.4	1.4	1.9	1.5
Mali	678	62.0	4.4	11.7	4.2	3.0	5.9	2.1	2.1	0.4	0.5	0.7	2.0
Mauritius	684	91.3	49.3	24.3	44.8	21.2	6.6	13.4	3.1	2.1	3.0	2.0	3.0
Mozambique	688	163.9	16.0	20.3	50.3	26.9	41.3	68.3	13.6	91.8	15.9	55.9	59.6
Namibia	728	305.9	26.6	42.6	41.4	56.8	75.4	28.8	2.4	27.8	16.0	50.7	339.2
Niger	692	5.9	0.7	0.7	0.8	3.3	2.4	1.4	0.2	0.4	0.5	0.8	1.8
Nigeria	694	961.5	295.1	271.9	232.0	206.7	253.8	2,266.1	276.1	388.7	666.2	661.2	583.2
Rwanda	714	3.3	7.5	0.5	0.1	0.4	3.7	7.0	0.0	0.2	0.1	0.1	0.0
São Tomé & Príncipe	716	4.0	0.5	0.6	0.9	0.8	0.8	0.3	0.0	1.7	0.0	0.0	0.0
Senegal	722	294.9	56.4	113.2	115.8	112.7	83.5	19.8	3.5	18.5	5.8	13.6	10.1
Seychelles	718	10.9	3.8	2.1	2.4	2.1	1.4	1.2	0.5	0.4	0.2	5.4	7.0
Sierra Leone	724	46.5	20.2	13.1	18.0	15.3	12.0	8.9	0.9	3.7	10.3	16.6	1.7
South Africa	199	2,707.5	665.3	606.9	693.1	600.4	626.8	990.1	281.0	350.8	362.7	372.0	420.1
South Sudan, Rep. of	733	1.9	0.3	0.1	0.3	1.3	0.2	0.0	0.0	0.0	0.0
Swaziland	734	13.9	0.7	1.7	5.8	1.0	0.3	17.3	6.3	5.9	5.6	5.9	4.4
Tanzania	738	47.6	13.6	25.0	9.6	21.1	28.6	6.3	1.1	2.3	1.0	0.8	1.0
Togo	742	140.0	30.3	12.6	7.9	5.3	44.8	0.1	6.3	6.3	6.4	6.3	9.3
Uganda	746	15.3	23.6	1.7	7.3	12.7	19.4	7.7	2.3	0.6	0.4	2.0	1.1
Zambia	754	14.5	3.6	5.1	3.7	4.0	2.1	0.3	0.0	2.6	2.0	3.6	0.2
Zimbabwe	698	64.7	3.4	2.4	3.4	2.6	2.9	22.3	2.1	0.4	0.8	1.6	1.1

Western Hemisphere (205)

In Millions of U.S. Dollars

		Exports (FOB)						Imports (CIF)					
		2016	2017Q1	2017Q2	2017Q3	2017Q4	2018Q1	2016	2017Q1	2017Q2	2017Q3	2017Q4	2018Q1
Africa n.s.	799	13.3	1.0	0.5	0.7	0.5	1.0	3.8	0.4	0.8	0.4	0.3	0.6
Western Hemisphere	205	139,167.5	35,782.9	38,197.9	40,585.5	41,046.5	40,846.5	148,330.7	37,121.2	39,803.4	41,584.5	43,307.7	40,494.1
Anguilla	312	22.1	5.8	6.0	5.6	5.4	4.4	21.2	4.9	1.3	0.5	0.6	0.9
Antigua and Barbuda	311	123.5	39.1	39.0	37.9	39.8	50.6	42.5	7.6	6.7	6.0	6.7	11.5
Argentina	213	19,264.4	5,455.9	6,110.3	6,599.3	6,604.5	6,609.9	19,558.7	4,768.6	5,195.1	5,494.1	5,438.7	5,194.2
Aruba	314	958.1	142.6	239.3	204.2	211.5	185.6	103.3	6.5	22.0	7.3	12.3	17.7
Bahamas, The	313	794.6	228.8	392.9	203.9	231.9	140.5	289.7	38.0	33.4	71.3	36.7	35.9
Barbados	316	295.6	93.4	76.2	84.6	99.4	89.2	214.7	48.8	49.2	52.7	56.6	50.9
Belize	339	319.8	82.8	90.9	88.8	91.0	90.6	39.4	8.8	9.8	13.5	12.2	11.5
Bermuda	319	18.9	9.5	13.4	7.7	7.4	9.1	10.2	31.7	19.7	21.2	21.8	19.7
Bolivia	218	4,978.4	1,057.2	1,018.9	1,149.3	1,198.2	1,031.3	3,767.6	747.4	965.5	1,028.0	1,032.7	949.3
Brazil	223	23,577.3	5,578.3	6,227.9	6,712.5	7,070.4	6,517.8	39,082.6	9,717.5	10,777.7	11,370.5	12,314.6	11,120.7
Chile	228	12,180.2	3,493.6	3,438.4	3,672.7	3,455.4	3,831.3	9,385.9	2,524.0	2,470.0	2,703.7	2,692.9	2,447.2
Colombia	233	9,412.6	2,301.1	2,227.0	2,498.4	2,250.8	2,479.0	9,667.8	2,930.2	2,867.6	3,058.4	3,430.0	3,205.5
Costa Rica	238	2,953.9	728.9	757.5	754.8	789.6	758.4	3,251.5	758.5	837.9	850.0	873.0	806.0
Curacao	354	73.6	16.9	20.0	19.3	27.3	33.3	149.7	47.1	46.2	58.3	36.4	66.3
Dominica	321	56.9	21.7	23.0	21.2	21.7	35.3	23.3	5.3	5.5	5.2	5.6	8.5
Dominican Republic	243	3,216.5	798.5	790.1	794.4	795.8	860.8	645.6	160.9	189.9	186.6	172.9	171.0
Ecuador	248	3,917.1	1,022.3	1,146.3	1,356.4	1,392.2	1,314.1	4,210.9	1,222.7	1,282.0	1,023.2	1,247.1	1,238.7
El Salvador	253	2,984.1	771.0	780.8	744.6	850.5	827.7	2,397.0	618.3	676.2	665.2	679.0	660.8
Falkland Islands	323	0.0	0.0	0.0	0.0	0.0	0.0	0.1	0.0	0.0	0.0	0.0	0.0
Greenland	326	1.2	0.0	0.1	0.0	0.0	0.0	0.1	0.0	0.0	0.2	0.0	0.0
Grenada	328	78.9	21.6	21.6	20.3	22.4	25.8	16.1	3.9	4.7	4.1	4.6	4.9
Guatemala	258	4,157.9	1,008.7	1,054.1	1,148.8	1,168.2	1,104.8	4,020.4	1,055.1	1,099.4	1,118.7	1,145.2	1,094.6
Guyana	336	411.3	137.3	151.6	153.6	139.3	188.9	217.9	43.9	60.3	66.4	70.0	43.5
Haiti	263	1,120.8	260.8	313.3	310.3	332.0	288.2	91.1	20.1	18.4	18.8	19.1	20.0
Honduras	268	3,014.8	779.4	824.3	836.1	839.4	840.9	1,946.3	484.6	497.2	542.4	516.3	535.9
Jamaica	343	1,133.8	389.2	371.8	345.3	366.1	410.2	121.3	31.1	30.7	32.3	34.7	34.9
Mexico	273	8,944.1	2,123.2	2,605.4	2,661.0	2,651.8	2,424.8	21,943.4	5,577.0	5,998.8	6,093.1	6,357.6	6,075.8
Montserrat	351	4.3	1.1	1.4	0.9	1.0	1.3	1.2	1.6	9.7	2.8	2.6	2.3
Netherlands Antilles	353	2,360.8	730.5	703.2	684.3	625.6	676.9	499.4	112.6	121.2	149.9	155.0	111.0
Nicaragua	278	3,091.8	727.6	760.1	773.6	874.7	741.9	1,700.6	350.5	353.1	352.4	377.0	348.4
Panama	283	5,889.6	1,923.9	1,909.2	2,149.8	2,352.5	2,130.9	3,084.3	743.6	912.1	1,179.2	1,048.7	947.1
Paraguay	288	4,101.2	1,056.3	1,116.2	1,292.3	1,276.1	1,206.0	3,183.8	892.0	902.9	826.2	859.9	704.8
Peru	293	8,700.9	2,119.8	2,520.1	2,561.4	2,744.0	2,810.3	5,755.6	1,373.8	1,401.9	1,714.3	1,683.7	1,563.9
Sint Maarten	352	15.9	5.0	8.3	7.2	7.2	10.3	1.3	0.9	0.9	0.9	1.3	1.5
St. Kitts and Nevis	361	52.3	13.8	14.2	13.0	13.7	19.8	9.9	1.9	2.5	3.3	1.8	2.6
St. Lucia	362	587.7	258.3	154.3	328.1	289.2	417.5	136.8	27.3	23.6	14.7	16.4	16.5
St. Vincent & Grens.	364	66.9	21.4	19.7	17.8	19.2	25.4	35.9	8.9	8.9	8.2	10.1	11.6
Suriname	366	230.6	62.6	67.7	65.4	72.8	77.9	161.5	47.2	37.7	52.8	40.1	63.0
Trinidad and Tobago	369	917.1	252.3	230.4	222.0	263.0	249.2	3,851.4	878.8	973.0	1,053.9	1,019.3	1,146.2
Uruguay	298	4,510.9	1,187.7	1,010.0	1,005.0	1,142.5	1,273.5	3,304.3	745.7	771.5	775.5	967.7	762.8
Venezuela, Rep. Bol.	299	3,870.3	608.0	681.3	795.5	497.7	820.1	1,637.9	375.0	397.3	336.8	318.9	231.4
Western Hem. n.s.	399	756.6	246.8	262.0	238.6	205.5	233.4	3,748.6	699.0	721.6	622.0	587.7	755.1
Other Countries n.i.e	910	2,372.0	671.5	659.2	686.4	618.5	716.9	439.9	114.0	84.8	77.0	68.8	98.6
Cuba	928	2,341.1	657.7	640.3	669.8	608.0	698.6	366.4	102.0	70.5	63.9	57.4	88.1
Korea, Dem. People's Rep.	954	30.9	13.7	18.9	16.6	10.5	18.3	73.5	11.9	14.3	13.0	11.4	10.5
Special Categories	899	1,813.2	22.6	145.3	536.3	271.7	221.2	2,544.4	638.1	625.2	687.6	865.4	794.2
Countries & Areas n.s.	898	5,902.7	2,150.8	2,049.6	1,505.4	1,523.8	1,617.1	5,063.9	1,360.6	1,417.4	1,290.7	1,514.4	1,311.6
Memorandum Items													
Africa	605	11,364.4	3,226.2	3,199.0	3,247.6	3,055.8	3,287.9	8,797.9	2,350.5	2,509.1	2,667.6	2,784.5	2,873.4
Middle East	405	18,316.0	4,391.9	5,133.3	6,185.9	6,210.6	8,330.9	5,140.5	1,261.7	1,497.4	1,412.4	1,662.0	1,863.5
European Union	998	93,380.5	23,339.9	25,078.1	27,323.2	27,794.3	29,162.9	127,287.1	31,453.1	33,663.4	36,814.0	36,370.7	36,628.4
Export earnings: fuel	080	46,351.3	11,804.4	11,836.6	13,105.4	13,124.3	15,894.0	40,533.5	10,584.3	11,116.9	11,299.9	12,115.9	12,160.1
Export earnings: nonfuel	092	824,058.0	215,032.8	234,369.4	234,883.0	241,676.7	239,910.8	897,910.6	226,351.5	236,054.5	250,558.6	259,399.4	250,096.0

European Union (998)

In Billions of U.S. Dollars

		Exports (FOB)						Imports (CIF)					
		2016	2017Q1	2017Q2	2017Q3	2017Q4	2018Q1	2016	2017Q1	2017Q2	2017Q3	2017Q4	2018Q1
IFS World	
World	001	5,379.8	1,391.6	1,440.0	1,484.0	1,585.0	1,655.2	5,268.5	1,374.8	1,407.8	1,460.4	1,561.3	1,636.6
Advanced Economies	110	4,049.4	1,050.4	1,074.6	1,101.3	1,174.3	1,249.8	3,804.2	982.2	1,008.3	1,033.4	1,111.4	1,162.3
Euro Area	163	2,491.4	651.4	670.5	682.8	732.1	786.9	2,589.7	668.3	689.5	706.7	767.7	804.1
Austria	122	125.4	31.8	33.7	35.2	36.9	38.9	109.5	28.4	29.2	31.1	33.0	34.9
Belgium	124	227.9	60.5	61.4	61.8	65.7	72.5	275.2	71.4	72.0	73.9	78.7	84.9
Cyprus	423	5.7	1.5	1.6	1.6	1.8	2.1	1.8	0.4	0.5	0.5	0.5	0.5
Estonia	939	12.5	3.4	3.5	3.4	3.7	3.7	9.3	2.3	2.4	2.5	2.7	2.7
Finland	172	44.1	11.4	12.3	12.7	13.3	13.8	37.5	9.7	9.8	10.9	11.1	11.2
France	132	413.7	108.2	111.3	109.5	121.2	127.3	302.1	76.7	78.9	78.7	87.3	89.2
Germany	134	707.9	186.7	188.3	196.7	203.3	222.3	764.7	196.7	203.1	210.9	222.8	238.8
Greece	174	26.9	6.7	7.2	7.6	7.7	8.5	14.3	3.6	3.9	3.9	4.3	4.6
Ireland	178	48.7	11.8	13.3	13.2	15.0	16.3	75.9	18.5	19.8	19.8	22.9	23.1
Italy	136	251.3	66.7	68.4	67.3	74.3	81.6	245.5	62.1	67.9	66.8	72.7	75.7
Latvia	941	11.7	2.8	3.2	3.6	3.5	3.5	8.7	2.2	2.2	2.3	2.6	2.7
Lithuania	946	17.5	4.5	5.0	5.2	5.4	5.5	15.0	3.9	4.2	4.6	5.1	5.0
Luxembourg	137	18.0	4.8	5.1	4.9	5.3	6.1	15.9	3.8	3.9	4.1	4.3	4.6
Malta	181	5.1	1.2	1.4	1.5	1.7	1.7	2.2	0.4	0.6	0.6	0.6	0.6
Netherlands	138	247.8	64.4	66.2	69.5	75.9	80.5	410.1	108.7	109.5	115.7	130.0	132.4
Portugal	182	51.0	13.4	14.2	14.6	15.5	16.5	37.5	9.7	10.0	10.0	10.8	11.6
Slovak Republic	936	59.4	14.9	15.7	16.5	17.5	18.1	61.9	15.6	16.3	16.6	18.4	18.2
Slovenia	961	21.9	5.8	6.1	6.3	6.8	7.2	23.0	6.0	6.5	6.8	7.2	7.7
Spain	184	194.7	50.9	52.7	51.5	57.5	60.8	179.4	48.4	48.9	46.9	52.9	55.5
Australia	193	35.9	8.7	9.5	10.3	10.7	11.0	14.5	3.6	3.5	4.0	3.5	4.0
Canada	156	39.0	10.0	10.7	10.8	11.2	12.2	32.2	8.8	8.6	9.0	9.2	9.5
China,P.R.: Hong Kong	532	38.8	10.0	9.5	10.9	11.3	10.4	20.2	3.2	3.5	3.0	2.8	2.7
China,P.R.: Macao	546	0.7	0.2	0.1	0.2	0.2	0.2	0.1	0.0	0.0	0.0	0.0	0.0
Czech Republic	935	110.8	28.6	30.1	31.1	33.9	35.2	130.4	33.6	34.9	35.5	40.0	41.1
Denmark	128	63.9	16.2	16.8	17.1	18.4	18.9	55.1	14.1	14.5	15.9	16.1	16.7
Iceland	176	4.0	1.0	1.2	1.0	1.0	1.1	3.2	0.9	1.0	1.0	1.0	1.0
Israel	436	23.4	5.8	5.8	6.0	6.6	6.5	14.7	4.2	4.2	4.1	4.2	4.3
Japan	158	64.2	16.1	16.2	17.9	18.4	19.5	73.8	19.1	19.4	20.0	19.2	21.6
Korea, Republic of	542	48.8	12.3	14.2	14.6	14.9	15.0	46.1	13.6	14.1	13.8	14.9	14.8
New Zealand	196	5.2	1.2	1.4	1.7	1.6	1.6	3.7	0.8	1.1	1.1	0.9	1.0
Norway	142	53.5	13.5	14.4	14.1	15.3	15.3	70.0	23.1	19.8	20.7	23.8	26.4
San Marino	135	0.3	0.1	0.1	0.1	0.1	0.1	0.1	0.0	0.0	0.0	0.0	0.0
Singapore	576	34.8	8.9	9.2	8.9	10.5	10.6	21.6	4.8	5.2	5.9	6.8	6.3
Sweden	144	103.3	27.0	27.8	27.6	30.5	32.2	87.8	22.7	23.2	23.3	26.4	26.6
Switzerland	146	158.6	42.3	41.6	42.9	44.4	46.3	136.1	30.4	30.3	33.1	32.2	33.7
Taiwan Prov.of China	528	21.0	5.6	5.6	5.8	6.2	6.4	28.7	7.8	8.3	8.9	8.4	9.0
United Kingdom	112	349.3	87.8	87.6	91.9	94.4	97.9	198.9	51.9	53.3	56.3	61.1	60.8
United States	111	402.6	103.8	102.3	105.7	112.6	122.4	277.2	71.2	74.1	71.1	73.1	78.6
Emerg. & Dev. Economies	200	1,290.1	329.5	352.6	368.4	396.0	390.9	1,439.4	386.7	394.0	421.4	443.6	468.1
Emerg. & Dev. Asia	505	299.3	78.2	84.5	88.3	96.6	92.8	561.4	145.8	148.0	168.0	167.2	173.0
Bangladesh	513	2.9	0.7	0.8	1.0	1.2	1.0	18.2	4.9	4.4	5.4	4.4	5.5
Brunei Darussalam	516	0.3	0.1	0.0	0.1	0.0	0.0	0.0	0.0	0.0	0.0	0.0	0.0
Cambodia	522	0.7	0.3	0.3	0.2	0.2	0.2	5.1	1.3	1.2	1.7	1.5	1.5
China,P.R.: Mainland	924	187.7	50.7	54.5	57.5	61.3	58.8	381.6	97.4	98.2	114.0	114.8	116.2
Fiji	819	0.1	0.0	0.0	0.0	0.0	0.0	0.1	0.0	0.0	0.0	0.0	0.0
F.T. French Polynesia	887	0.8	0.2	0.2	0.2	0.2	0.2	0.0	0.0	0.0	0.0	0.0	0.0
F.T. New Caledonia	839	1.1	0.2	0.2	0.3	0.3	0.3	0.2	0.0	0.0	0.0	0.0	0.1
India	534	41.8	10.8	11.5	11.4	13.6	13.5	43.6	12.5	12.7	12.2	12.5	14.4
Indonesia	536	11.6	2.7	2.8	2.9	3.0	3.0	16.3	4.7	4.7	4.8	4.7	4.8
Lao People's Dem.Rep	544	0.1	0.0	0.0	0.1	0.1	0.1	0.3	0.1	0.1	0.1	0.1	0.1
Malaysia	548	14.7	3.6	3.6	4.1	5.0	4.3	24.2	6.3	6.6	7.4	8.0	7.7
Maldives	556	0.2	0.0	0.1	0.0	0.1	0.1	0.1	0.0	0.0	0.0	0.0	0.0
Marshall Islands	867	1.8	0.2	0.3	0.3	0.5	0.6	0.3	0.0	0.0	0.1	0.1	0.1
Mongolia	948	0.3	0.1	0.1	0.1	0.1	0.1	0.1	0.0	0.0	0.0	0.0	0.0
Myanmar	518	0.6	0.2	0.1	0.1	0.2	0.2	1.1	0.4	0.3	0.6	0.5	0.6
Nepal	558	0.2	0.2	0.0	0.1	0.1	0.1	0.1	0.0	0.0	0.0	0.0	0.0

European Union (998)

In Billions of U.S. Dollars

		Exports (FOB)						Imports (CIF)					
		2016	2017Q1	2017Q2	2017Q3	2017Q4	2018Q1	2016	2017Q1	2017Q2	2017Q3	2017Q4	2018Q1
Papua New Guinea	853	0.2	0.0	0.1	0.0	0.1	0.0	0.8	0.2	0.3	0.3	0.2	0.2
Philippines	566	6.8	1.6	2.0	2.0	1.8	1.9	7.4	2.0	2.1	2.3	2.2	2.3
Solomon Islands	813	0.0	0.0	0.0	0.0	0.0	0.0	0.1	0.0	0.0	0.0	0.0	0.0
Sri Lanka	524	1.5	0.4	0.5	0.5	0.5	0.5	2.8	0.7	0.7	0.8	0.8	0.9
Thailand	578	15.1	3.7	4.2	4.5	4.6	4.9	22.5	6.0	6.2	6.5	6.5	6.9
Vietnam	582	10.5	2.4	3.1	2.8	3.8	3.0	36.7	9.1	10.3	11.6	10.9	11.8
Asia n.s.	598	0.1	0.0	0.0	0.0	0.0	0.0	0.0	0.0	0.0	0.0	0.0	0.0
Europe	170	563.8	145.4	157.7	166.1	175.9	181.3	576.5	159.1	162.2	165.7	181.4	194.7
Emerg. & Dev. Europe	903	442.1	113.8	122.0	127.5	136.1	143.1	401.1	103.3	109.0	112.9	122.6	127.7
Albania	914	3.0	0.7	0.9	0.9	0.9	0.9	1.4	0.4	0.4	0.4	0.5	0.5
Bosnia and Herzegovina	963	5.8	1.5	1.6	1.8	1.8	1.7	4.2	1.1	1.2	1.3	1.3	1.4
Bulgaria	918	19.3	5.0	5.4	5.6	6.2	6.3	17.1	4.3	4.8	5.2	5.3	5.3
Croatia	960	16.1	4.4	4.7	5.0	4.9	5.5	8.4	2.1	2.3	2.5	2.7	2.6
Faroe Islands	816	0.7	0.2	0.2	0.2	0.2	0.2	0.8	0.2	0.2	0.2	0.2	0.2
Gibraltar	823	4.2	1.5	1.5	1.4	1.6	1.9	0.3	0.1	0.1	0.0	0.1	0.0
Hungary	944	72.0	18.8	19.8	20.5	20.9	22.8	77.6	19.9	21.2	21.7	23.1	24.2
Kosovo	967	0.9	0.2	0.3	0.3	0.3	0.3	0.1	0.0	0.0	0.0	0.0	0.0
Macedonia, FYR	962	4.9	1.2	1.3	1.4	1.6	1.6	4.1	1.1	1.1	1.2	1.4	1.4
Montenegro	943	1.1	0.2	0.3	0.3	0.3	0.3	0.2	0.0	0.0	0.1	0.1	0.1
Poland	964	158.1	41.2	43.0	45.5	48.8	51.5	158.7	41.0	42.8	45.3	49.6	50.5
Romania	968	56.6	14.5	15.6	16.7	17.5	18.6	44.8	11.8	12.2	13.2	14.1	15.2
Serbia, Republic of	942	12.9	3.5	3.7	3.8	4.2	4.3	9.7	2.6	2.9	2.9	2.9	3.2
Turkey	186	86.2	20.9	23.7	24.2	26.9	27.4	73.9	18.8	19.8	18.8	21.3	23.2
CIS	901	120.4	31.3	35.3	38.2	39.4	37.8	175.3	55.8	53.1	52.8	58.7	67.0
Armenia	911	0.7	0.1	0.2	0.2	0.2	0.2	0.4	0.1	0.1	0.1	0.1	0.1
Azerbaijan, Rep. of	912	2.1	0.4	0.5	0.5	0.5	0.5	8.4	2.5	2.6	2.6	2.9	3.3
Belarus	913	5.5	1.4	1.7	1.8	1.9	1.8	3.3	0.8	1.0	1.0	1.0	1.3
Georgia	915	2.2	0.4	0.6	0.6	0.6	0.6	0.6	0.2	0.2	0.2	0.2	0.2
Kazakhstan	916	5.6	1.2	1.5	1.4	1.6	1.5	14.1	5.1	4.8	4.7	5.3	6.4
Kyrgyz Republic	917	0.3	0.1	0.1	0.1	0.1	0.1	0.1	0.0	0.0	0.0	0.2	0.1
Moldova	921	2.3	0.6	0.7	0.7	0.8	0.8	1.5	0.4	0.4	0.5	0.6	0.6
Russian Federation	922	80.2	21.2	23.8	26.2	26.2	25.3	131.5	42.0	39.2	39.1	43.2	49.1
Tajikistan	923	0.2	0.0	0.0	0.1	0.1	0.1	0.1	0.0	0.0	0.0	0.0	0.0
Turkmenistan	925	1.3	0.2	0.3	0.2	0.2	0.1	0.7	0.1	0.1	0.0	0.0	0.0
Ukraine	926	18.3	5.1	5.4	5.8	6.5	6.2	14.6	4.5	4.8	4.5	5.0	5.8
Uzbekistan	927	1.8	0.4	0.5	0.5	0.5	0.5	0.2	0.1	0.1	0.1	0.1	0.1
Europe n.s.	884	1.3	0.3	0.3	0.4	0.4	0.4	0.1	0.0	0.0	0.0	0.0	0.0
Mid East, N Africa, Pak	440	230.1	57.1	57.0	57.3	67.5	59.0	125.0	37.3	37.3	37.7	44.0	46.9
Afghanistan, I.R. of	512	0.3	0.1	0.1	0.1	0.1	0.1	0.0	0.0	0.0	0.0	0.0	0.0
Algeria	612	22.6	4.3	6.2	4.9	5.8	4.9	18.2	5.7	5.2	4.1	5.8	6.5
Bahrain, Kingdom of	419	1.9	0.5	0.5	0.6	0.9	0.6	0.7	0.2	0.3	0.2	0.3	0.4
Djibouti	611	0.4	0.1	0.1	0.1	0.1	0.1	0.0	0.0	0.0	0.0	0.0	0.0
Egypt	469	22.9	5.7	5.2	5.2	6.2	4.8	7.4	2.3	2.3	2.3	2.3	2.5
Iran, I.R. of	429	9.1	2.7	2.7	3.1	3.9	2.9	6.1	3.0	2.4	2.7	3.4	3.6
Iraq	433	3.9	0.9	1.1	1.0	1.0	0.9	11.5	3.8	3.3	3.9	3.7	4.1
Jordan	439	4.5	1.1	1.0	1.2	1.3	1.1	0.4	0.1	0.1	0.1	0.1	0.1
Kuwait	443	6.0	1.6	1.5	1.6	1.8	1.8	3.6	1.1	1.2	1.3	1.0	0.9
Lebanon	446	7.4	1.9	2.0	2.2	2.1	2.0	0.5	0.1	0.1	0.1	0.1	0.2
Libya	672	3.8	0.9	1.0	1.1	1.2	1.1	5.4	2.6	2.3	3.7	4.7	5.3
Mauritania	682	0.7	0.2	0.2	0.2	0.2	0.2	0.5	0.2	0.2	0.1	0.2	0.2
Morocco	686	23.2	6.0	6.2	6.0	7.2	7.3	15.3	4.5	4.3	3.6	4.6	5.1
Oman	449	4.6	1.3	1.3	1.7	2.3	1.7	0.4	0.1	0.1	0.1	0.1	0.2
Pakistan	564	5.9	1.7	1.7	1.6	2.0	1.8	7.0	1.9	1.8	2.0	1.9	2.1
Qatar	453	10.6	2.8	2.4	3.0	3.5	3.3	6.1	1.5	1.5	2.0	2.3	1.8
Saudi Arabia	456	37.5	9.1	8.8	8.6	10.8	9.2	21.0	5.0	6.5	6.0	7.2	7.3
Somalia	726	0.1	0.0	0.0	0.0	0.0	0.0	0.0	0.0	0.0	0.0	0.0	0.0
Sudan	732	1.0	0.3	0.3	0.3	0.3	0.2	0.2	0.0	0.0	0.1	0.0	0.0
Syrian Arab Republic	463	0.5	0.1	0.1	0.1	0.2	0.2	0.1	0.0	0.0	0.0	0.0	0.0
Tunisia	744	11.7	3.1	3.1	2.8	3.6	3.7	10.3	2.5	2.7	2.4	3.0	3.2
United Arab Emirates	466	50.6	12.3	11.3	11.7	12.7	10.7	10.2	2.6	2.8	2.9	3.0	3.5

European Union (998)

In Billions of U.S. Dollars

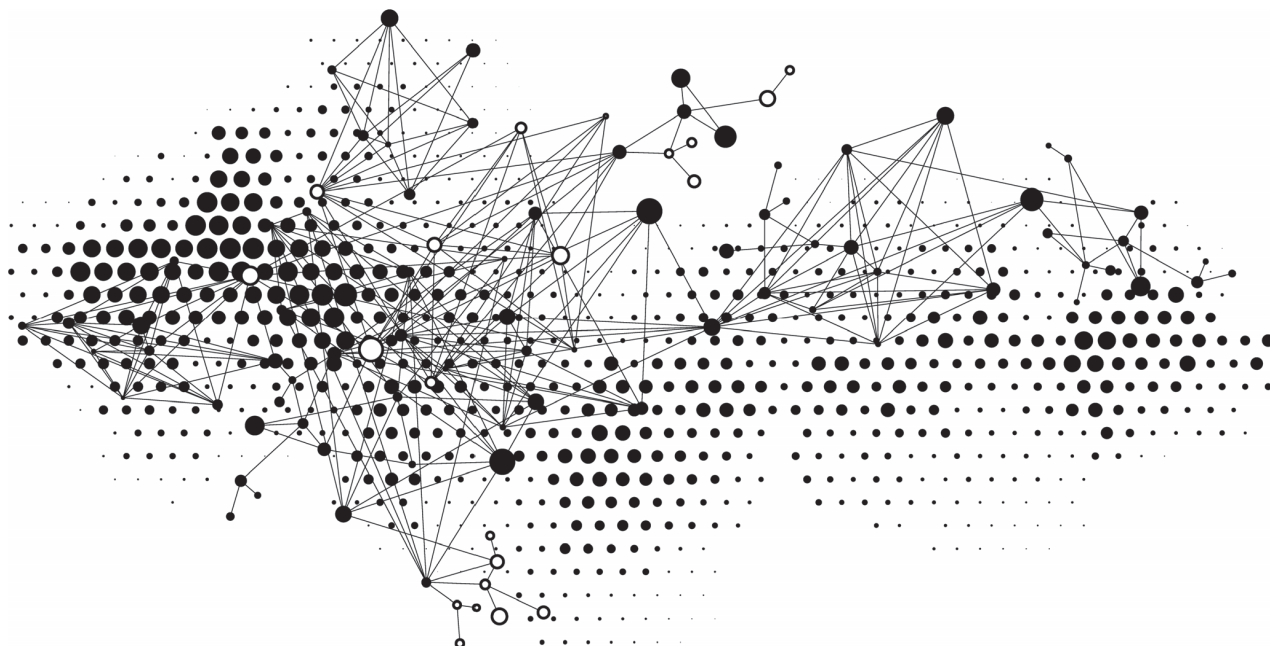
		Exports (FOB)						Imports (CIF)					
		2016	2017Q1	2017Q2	2017Q3	2017Q4	2018Q1	2016	2017Q1	2017Q2	2017Q3	2017Q4	2018Q1
West Bank and Gaza	487	0.3	0.1	0.1	0.1	0.1	0.1	0.0	0.0	0.0	0.0	0.0	0.0
Yemen, Republic of	474	0.7	0.2	0.2	0.2	0.1	0.1	0.0	0.0	0.0	0.0	0.0	0.0
Sub-Saharan Africa	603	73.3	19.0	20.5	20.0	20.4	21.4	71.8	17.5	18.0	20.4	20.1	22.2
Angola	614	3.8	1.1	1.1	1.1	1.0	0.9	4.6	0.6	0.4	0.9	0.8	0.9
Benin	638	0.7	0.1	0.2	0.2	0.2	0.2	0.0	0.0	0.0	0.0	0.0	0.0
Botswana	616	0.4	0.1	0.1	0.1	0.1	0.1	2.4	0.4	0.4	0.4	0.4	0.4
Burkina Faso	748	0.7	0.2	0.2	0.2	0.2	0.2	0.1	0.1	0.0	0.0	0.1	0.1
Burundi	618	0.1	0.0	0.0	0.0	0.0	0.0	0.0	0.0	0.0	0.0	0.0	0.0
Cabo Verde	624	0.5	0.1	0.1	0.1	0.2	0.1	0.1	0.0	0.0	0.0	0.0	0.0
Cameroon	622	1.7	0.4	0.4	0.4	0.5	0.4	2.0	0.7	0.5	0.5	0.4	0.5
Central African Rep.	626	0.1	0.0	0.0	0.0	0.0	0.0	0.0	0.0	0.0	0.0	0.0	0.0
Chad	628	0.2	0.0	0.0	0.1	0.1	0.1	0.1	0.0	0.0	0.1	0.1	0.1
Comoros	632	0.1	0.0	0.0	0.0	0.0	0.0	0.0	0.0	0.0	0.0	0.0	0.0
Congo, Dem. Rep. of	636	1.0	0.2	0.3	0.2	0.3	0.2	1.0	0.3	0.3	0.4	0.4	0.5
Congo, Republic of	634	1.3	0.2	0.2	0.2	0.2	0.2	1.2	0.2	0.3	0.3	0.4	0.2
Côte d'Ivoire	662	2.7	0.7	0.9	0.8	0.9	0.9	5.0	1.3	1.3	1.4	1.2	1.4
Equatorial Guinea	642	0.5	0.1	0.1	0.1	0.1	0.1	1.5	0.5	0.3	0.2	0.4	0.3
Eritrea	643	0.1	0.0	0.0	0.0	0.0	0.0	0.0	0.0	0.0	0.0	0.0	0.0
Ethiopia	644	2.3	0.7	0.9	0.5	0.6	0.7	0.8	0.2	0.2	0.3	0.2	0.2
Gabon	646	0.9	0.2	0.2	0.3	0.2	0.3	1.2	0.2	0.2	0.3	0.2	0.2
Gambia, The	648	0.2	0.0	0.1	0.1	0.0	0.0	0.0	0.0	0.0	0.0	0.0	0.0
Ghana	652	3.2	0.7	0.9	1.0	0.9	0.9	2.5	0.6	0.5	0.7	0.6	0.8
Guinea	656	1.0	0.3	0.3	0.4	0.3	0.4	0.6	0.1	0.1	0.1	0.1	0.1
Guinea-Bissau	654	0.1	0.0	0.0	0.0	0.0	0.0	0.0	0.0	0.0	0.0	0.0	0.0
Kenya	664	2.1	0.5	0.6	0.5	0.6	0.6	1.4	0.4	0.4	0.3	0.4	0.4
Lesotho	666	0.0	0.0	0.0	0.0	0.0	0.0	0.2	0.1	0.1	0.0	0.1	0.1
Liberia	668	0.9	0.1	0.2	0.2	0.2	0.2	0.5	0.0	0.1	0.2	0.3	0.2
Madagascar	674	0.6	0.2	0.2	0.2	0.2	0.2	1.1	0.3	0.3	0.3	0.4	0.4
Malawi	676	0.1	0.0	0.0	0.1	0.0	0.0	0.3	0.1	0.1	0.1	0.1	0.1
Mali	678	1.2	0.3	0.3	0.3	0.3	0.4	0.0	0.0	0.0	0.0	0.0	0.0
Mauritius	684	1.0	0.2	0.3	0.3	0.5	0.3	1.0	0.2	0.3	0.3	0.2	0.2
Mozambique	688	0.8	0.2	0.1	0.2	0.2	0.2	1.5	0.5	0.5	0.4	0.5	0.5
Namibia	728	0.4	0.1	0.1	0.1	0.2	0.1	1.2	0.4	0.4	0.3	0.4	0.4
Niger	692	0.3	0.1	0.1	0.1	0.1	0.1	0.2	0.1	0.2	0.0	0.0	0.0
Nigeria	694	10.0	3.0	2.9	2.8	2.7	3.7	12.0	3.7	4.0	4.6	4.9	6.1
Rwanda	714	0.5	0.0	0.1	0.1	0.1	0.1	0.1	0.0	0.0	0.0	0.0	0.0
São Tomé & Príncipe	716	0.1	0.0	0.0	0.0	0.0	0.0	0.0	0.0	0.0	0.0	0.0	0.0
Senegal	722	2.6	0.8	0.8	0.8	1.0	1.0	0.5	0.1	0.1	0.1	0.1	0.2
Seychelles	718	0.3	0.1	0.1	0.1	0.1	0.1	0.3	0.1	0.1	0.1	0.1	0.1
Sierra Leone	724	0.2	0.1	0.1	0.1	0.1	0.1	0.2	0.1	0.1	0.1	0.1	0.1
South Africa	199	25.5	6.5	7.0	7.3	6.8	7.2	25.5	5.7	6.2	7.4	6.4	6.8
Swaziland	734	0.1	0.0	0.0	0.0	0.0	0.0	0.1	0.0	0.0	0.0	0.0	0.0
Tanzania	738	1.1	0.2	0.2	0.2	0.3	0.2	0.7	0.2	0.1	0.1	0.1	0.2
Togo	742	2.9	0.9	1.0	0.6	0.6	0.9	0.1	0.0	0.0	0.0	0.0	0.0
Uganda	746	0.6	0.1	0.2	0.1	0.1	0.1	0.5	0.1	0.1	0.1	0.2	0.2
Zambia	754	0.4	0.1	0.1	0.1	0.1	0.1	0.5	0.1	0.1	0.1	0.1	0.1
Zimbabwe	698	0.2	0.0	0.1	0.1	0.1	0.1	0.4	0.1	0.1	0.2	0.1	0.1
Western Hemisphere	205	123.6	29.8	33.0	36.6	35.7	36.4	104.7	27.0	28.5	29.6	31.0	31.3
Antigua and Barbuda	311	0.3	0.1	0.1	0.1	0.1	0.1	0.2	0.0	0.1	0.0	0.0	0.0
Argentina	213	9.4	2.4	2.8	3.0	2.9	3.0	9.1	2.2	2.0	2.5	2.6	2.3
Aruba	314	0.2	0.0	0.0	0.1	0.1	0.1	0.0	0.0	0.1	0.0	0.0	0.0
Bahamas, The	313	0.9	0.2	0.4	0.3	0.3	0.4	0.4	0.1	0.1	0.1	0.1	0.1
Barbados	316	0.2	0.0	0.1	0.0	0.0	0.0	0.0	0.0	0.0	0.0	0.0	0.0
Belize	339	0.1	0.0	0.0	0.1	0.0	0.0	0.1	0.0	0.0	0.0	0.0	0.1
Bermuda	319	0.2	0.0	0.1	0.0	0.0	0.0	0.3	0.0	0.0	0.0	0.1	0.0
Bolivia	218	0.7	0.2	0.3	0.3	0.3	0.3	0.6	0.1	0.2	0.2	0.1	0.2
Brazil	223	34.2	7.9	8.6	10.3	9.7	10.2	32.9	8.4	9.0	8.9	8.9	9.8
Chile	228	9.5	2.2	2.3	2.6	2.8	2.6	8.2	2.2	2.3	2.4	2.5	2.5
Colombia	233	6.0	1.5	1.6	1.8	1.9	1.8	6.0	1.8	1.4	1.5	1.6	1.4
Costa Rica	238	1.2	0.3	0.3	0.3	0.3	0.3	2.6	0.7	0.8	0.7	0.7	0.8

European Union (998)

In Billions of U.S. Dollars

		Exports (FOB)						Imports (CIF)					
		2016	2017Q1	2017Q2	2017Q3	2017Q4	2018Q1	2016	2017Q1	2017Q2	2017Q3	2017Q4	2018Q1
Curacao	354	0.3	0.1	0.1	0.1	0.1	0.1	0.1	0.0	0.0	0.0	0.0	0.0
Dominican Republic	243	2.0	0.5	0.4	0.5	0.6	0.6	1.1	0.2	0.3	0.3	0.3	0.2
Ecuador	248	1.8	0.5	0.6	0.7	0.7	0.6	3.0	0.8	0.9	0.8	0.8	0.9
El Salvador	253	0.5	0.1	0.1	0.1	0.1	0.1	0.2	0.1	0.1	0.1	0.1	0.1
Falkland Islands	323	0.1	0.0	0.0	0.0	0.0	0.0	0.2	0.0	0.1	0.0	0.1	0.0
Greenland	326	0.6	0.1	0.2	0.2	0.2	0.1	0.6	0.1	0.1	0.2	0.2	0.1
Guatemala	258	1.0	0.2	0.3	0.3	0.3	0.3	1.0	0.3	0.3	0.3	0.3	0.3
Guyana	336	0.1	0.0	0.0	0.0	0.0	0.0	0.2	0.1	0.1	0.1	0.1	0.1
Haiti	263	0.2	0.1	0.1	0.1	0.1	0.1	0.0	0.0	0.0	0.0	0.0	0.0
Honduras	268	0.5	0.1	0.1	0.1	0.1	0.1	1.2	0.4	0.4	0.4	0.3	0.4
Jamaica	343	0.4	0.1	0.1	0.1	0.1	0.1	0.2	0.1	0.1	0.1	0.1	0.1
Mexico	273	37.5	9.5	10.8	11.6	11.1	11.4	22.0	5.9	6.4	6.8	7.9	7.8
Nicaragua	278	0.3	0.1	0.1	0.1	0.1	0.1	0.4	0.1	0.1	0.1	0.1	0.1
Panama	283	2.4	0.6	0.6	0.6	0.6	0.7	0.7	0.1	0.1	0.1	0.2	0.3
Paraguay	288	0.6	0.2	0.2	0.2	0.2	0.2	1.2	0.2	0.4	0.4	0.3	0.2
Peru	293	4.0	1.1	1.1	1.2	1.2	1.1	5.7	1.8	1.5	1.7	2.0	1.8
Sint Maarten	352	0.1	0.0	0.0	0.0	0.0	0.0	0.1	0.0	0.0	0.0	0.0	0.0
St. Kitts and Nevis	361	0.1	0.0	0.0	0.0	0.0	0.0	0.0	0.0	0.0	0.0	0.0	0.0
St. Lucia	362	0.1	0.0	0.0	0.0	0.0	0.0	0.0	0.0	0.0	0.0	0.0	0.0
St. Vincent & Grens.	364	0.0	0.0	0.0	0.0	0.0	0.0	0.1	0.0	0.0	0.1	0.0	0.0
Suriname	366	0.3	0.1	0.1	0.1	0.1	0.1	0.3	0.1	0.1	0.1	0.1	0.1
Trinidad and Tobago	369	0.7	0.1	0.1	0.2	0.2	0.2	0.8	0.3	0.3	0.3	0.4	0.4
Uruguay	298	1.8	0.4	0.4	0.5	0.5	0.4	1.9	0.4	0.4	0.4	0.4	0.5
Venezuela, Rep. Bol.	299	1.7	0.3	0.2	0.2	0.2	0.2	1.4	0.5	0.4	0.5	0.4	0.4
Western Hem. n.s.	399	3.4	0.5	0.6	0.6	0.6	1.0	1.9	0.0	0.3	0.5	0.5	0.2
Other Countries n.i.e	910	2.3	0.5	0.6	0.6	0.7	0.6	0.5	0.1	0.1	0.2	0.1	0.1
Cuba	928	2.3	0.5	0.5	0.6	0.7	0.6	0.5	0.1	0.1	0.2	0.1	0.1
Special Categories	899	23.2	6.2	7.1	7.7	8.4	8.8	1.5	0.3	0.4	0.3	0.6	0.5
Countries & Areas n.s.	898	14.7	4.9	5.1	6.0	5.5	5.1	23.0	5.4	5.0	5.1	5.5	5.6
Memorandum Items													
Africa	605	132.9	33.0	36.5	34.4	37.6	38.0	116.3	30.5	30.4	30.7	33.8	37.2
Middle East	405	164.2	41.3	39.2	41.2	48.1	40.5	73.5	22.4	23.1	25.3	28.4	29.8
European Union	998	3,440.8	894.8	921.3	943.8	1,007.7	1,075.7	3,368.5	869.8	898.7	925.6	1,006.2	1,047.0
Export earnings: fuel	080	268.5	67.1	70.7	73.6	80.2	72.9	270.5	84.1	80.7	83.0	93.4	103.5
Export earnings: nonfuel	092	5,111.3	1,324.4	1,369.3	1,410.5	1,504.8	1,582.3	4,998.0	1,290.7	1,327.1	1,377.4	1,467.9	1,533.1

This page intentionally left blank



Country Tables

Afghanistan, Islamic Republic of (512)

In Millions of U.S. Dollars

		Exports (FOB)						Imports (CIF)					
		2016	2017Q1	2017Q2	2017Q3	2017Q4	2018Q1	2016	2017Q1	2017Q2	2017Q3	2017Q4	2018Q1
IFS World	
World	001	615.0	151.6	143.4	265.3	291.6	178.7	6,558.9	1,308.6	1,775.6	1,821.4	1,920.9	1,973.2
Advanced Economies	110	12.5	2.3	3.7	2.6	2.9	4.3	465.6	103.6	119.0	133.6	133.6	128.3
Euro Area	163	8.1	1.6	2.9	1.8	2.1	2.9	63.2	17.5	19.9	18.0	27.8	18.5
Austria	122	0.9	r 0.2	r 0.3	r 0.2	r 0.3	r 0.2
Belgium	124	1.2	r 0.1	r 2.1	r 0.0	r 0.0	r 0.1	1.0	r 0.3	r 0.2	r 0.2	r 0.2	r 0.2
Estonia	939	e 0.1	e 0.0	e 0.0	e 0.0	e 0.0	0.1	r 0.0	r 0.0	r 0.0	r 0.0	r 0.1
Finland	172	0.5	r 0.3	r 0.1	r 0.0	r 0.1	r 0.2	0.2	r 0.0	r 0.0	r 0.0	r 0.0	r 0.0
France	132	1.4	r 0.1	r 0.1	r 0.1	r 0.3	r 0.1	5.4	r 1.1	r 1.5	r 1.3	r 1.7	r 1.3
Germany	134	4.4	r 0.6	r 0.4	r 1.5	r 1.4	r 2.2	29.4	r 9.6	r 9.7	r 8.6	r 17.9	r 10.1
Ireland	178	e 0.2	e 0.5	e 0.0	e 0.0	e 0.0	e 0.0	6.8	r 0.8	r 1.6	r 2.0	r 1.0	r 1.1
Italy	136	0.1	r 0.0	r 0.0	r 0.0	r 0.1	r 0.1	5.4	r 1.8	r 3.4	r 1.9	r 2.2	r 1.7
Lithuania	946	0.0	r 0.1	r 0.0	1.4	r 0.8	r 0.8	r 1.6	r 1.3	r 1.1
Malta	181	e 0.0	e 0.0	e 0.0	e 4.6	e 1.0	e 0.0
Netherlands	138	0.1	r 0.0	r 0.0	r 0.0	r 0.0	r 0.1	5.1	r 1.1	r 1.2	r 1.1	r 1.3	r 1.6
Portugal	182	0.0	r 0.0	r 0.0	r 0.1	r 0.0	0.3	r 0.1	r 0.0	r 0.2	r 0.0	r 0.0
Slovak Republic	936	0.0	r 0.0	r 0.0	r 0.0	r 0.0	0.4	r 0.1	r 0.1	r 0.1	r 0.1	r 0.1
Slovenia	961	e 0.0	e 0.0	e 0.2	e 0.2	e 0.2	e 0.0	e 0.2	e 0.2
Spain	184	0.0	r 0.0	r 0.0	r 0.0	r 0.1	r 0.0	1.9	r 0.3	r 0.8	r 0.9	r 1.4	r 0.9
Australia	193	0.5	r 0.1	r 0.1	r 0.1	r 0.2	r 0.2	5.6	r 0.6	r 1.4	r 4.1	r 0.0	r 0.8
Canada	156	0.6	r 0.2	r 0.1	r 0.1	r 0.2	r 0.3	6.7	r 2.2	r 1.0	r 1.1	r 1.6	r 0.3
China,P.R.: Hong Kong	532	1.3	r 0.2	r 0.2	r 0.1	r 0.2	r 0.1
Czech Republic	935	0.2	r 0.0	r 0.0	r 0.0	r 0.0	r 0.0
Denmark	128	0.0	r 0.0	r 0.0	r 0.0	r 0.0	r 0.0	1.0	r 0.4	r 0.5	r 0.3	r 0.5	r 0.4
Iceland	176	e 0.0	e 0.0	e 0.1	e 0.0	e 0.0	0.0
Japan	158	0.1	r 0.0	r 0.0	r 0.0	r 0.0	r 0.0	248.7	r 54.2	r 53.3	r 55.3	r 59.4	r 56.7
Korea, Republic of	542	41.2	r 10.5	r 16.8	r 16.2	r 23.3	r 18.3
New Zealand	196	0.0	r 0.0	r 0.0	r 0.0	r 0.0	r 0.0	0.8	r 0.0	r 0.1	r 0.2	r 0.5
Norway	142	0.0	r 0.0	r 0.0	r 0.0	r 0.0	r 0.0	0.1	r 0.0	r 0.1	r 0.0	r 0.0	r 0.0
Singapore	576	0.1	r 0.0	r 0.0	r 0.0	r 0.0	r 0.1	5.6	r 1.7	r 1.4	r 1.4	r 1.7	r 2.1
Sweden	144	0.0	r 0.0	r 0.0	r 0.0	r 0.0	r 0.0	3.4	r 2.2	r 1.3	r 0.7	r 1.6	r 0.6
Switzerland	146	0.0	r 0.0	r 0.0	r 0.0	r 0.0	r 0.0	5.4	r 1.0	r 1.1	r 0.9	r 0.9	r 1.0
Taiwan Prov.of China	528	e 0.0	e 1.1	e 0.2	e 0.3	e 0.3	e 0.3	e 0.3
United Kingdom	112	1.7	r 0.2	r 0.4	r 0.3	r 0.3	r 0.4	8.0	r 1.5	r 2.3	r 2.3	r 4.0	r 4.0
United States	111	1.3	r 0.2	r 0.2	r 0.1	r 0.2	r 0.4	73.4	r 11.3	r 19.4	r 32.6	r 12.0	r 24.8
Emerg. & Dev. Economies	200	602.5	149.3	139.6	262.7	288.6	174.4	6,093.3	1,205.0	1,656.6	1,687.8	1,787.3	1,845.0
Emerg. & Dev. Asia	505	236.6	68.8	32.5	73.3	124.4	79.6	1,641.9	412.1	569.2	540.7	570.4	551.9
Bangladesh	513	0.2	r 0.1	r 0.1	r 0.2	r 0.0	r 0.1	2.9	r 0.8	r 0.6	r 0.7	r 0.5	r 0.6
China,P.R.: Mainland	924	4.8	r 0.4	r 0.5	r 0.9	r 1.6	r 2.2	1,092.7	r 241.5	r 382.9	r 355.7	r 392.5	r 362.8
India	534	230.0	r 68.2	r 31.8	r 72.0	r 122.5	r 77.1	152.9	r 42.0	r 51.4	r 52.3	r 54.0	r 58.8
Indonesia	536	36.8	r 19.4	r 16.6	r 15.3	r 15.9	r 16.4
Malaysia	548	0.1	264.9	r 89.8	r 94.6	r 89.0	r 84.0	r 87.1
Maldives	556	e 0.0	e 0.0	e 0.0	e 0.0	e 0.0	e 0.0	0.1	r 0.0	r 0.0	r 0.0	r 0.0	r 0.0
Nepal	558	e 0.8	e 0.0	e 0.0	e 0.0	e 0.0	e 0.0
Philippines	566	e 0.1	e 0.0	e 0.0	0.3	r 0.0	r 0.0	r 0.0	r 0.0	r 0.0
Samoa	862	e 0.0	7.9	r 1.7	r 2.3	r 2.8	r 2.2	r 2.6
Sri Lanka	524	2.2	r 0.4	r 0.4	r 0.4	r 0.4	r 0.4
Thailand	578	0.0	r 0.0	r 0.0	r 0.0	r 0.0	r 0.0	18.5	r 2.9	r 1.7	r 2.0	r 3.2	r 2.5
Vietnam	582	0.6	r 0.2	r 0.1	r 0.2	r 0.3	r 0.2	57.7	r 12.4	r 17.1	r 20.7	r 16.3	r 19.0
Asia n.s.	598	5.1	r 1.1	r 1.5	r 1.8	r 1.4	r 1.7
Europe	170	33.2	3.7	3.2	4.6	7.3	7.5	1,714.1	336.4	392.3	387.0	461.1	439.4
Emerg. & Dev. Europe	903	12.3	2.6	2.1	2.9	4.0	4.8	82.5	22.4	23.5	24.2	30.0	20.3
Bulgaria	918	0.1	r 0.0	r 0.0	r 0.0	r 0.0	r 0.0
Croatia	960	e 0.0	e 0.0	e 0.1	e 0.0	e 0.1	e 0.1	e 0.1	e 0.0
Hungary	944	0.0	r 0.0	r 0.0	r 0.0	r 0.0	0.5	r 0.2	r 0.1	r 0.1	r 0.1	r 0.1
Kosovo	967	e 0.0	e 0.0	e 0.0	e 0.0	e 0.0	e 0.1	e 0.0
Macedonia, FYR	962	e 0.0	e 0.0	e 0.0	e 0.0	e 0.1	e 0.0	e 0.0	e 0.0	e 0.0
Montenegro	943	e 0.0	e 0.0	e 1.2	e 0.0
Poland	964	0.0	r 0.0	r 0.0	r 0.0	r 0.0	r 0.0	3.4	r 1.5	r 1.7	r 0.7	r 1.3	r 1.7
Romania	968	0.1	r 0.0	r 0.0	r 0.0	r 0.0	r 0.0	0.0	r 0.0	r 0.0	r 0.0	r 0.0	r 0.0

Afghanistan, Islamic Republic of (512)

In Millions of U.S. Dollars

		Exports (FOB)						Imports (CIF)					
		2016	2017Q1	2017Q2	2017Q3	2017Q4	2018Q1	2016	2017Q1	2017Q2	2017Q3	2017Q4	2018Q1
Turkey	186	12.1	r 2.5	r 2.0	r 2.8	r 4.0	r 4.8	78.3	r 19.4	r 21.5	r 23.3	r 28.5	r 18.4
CIS	901	20.9	1.1	1.1	1.7	3.3	2.6	1,631.6	314.0	368.9	362.8	431.1	419.1
Armenia	911	e 0.1	e 0.0	e 0.0	e 0.0	e 0.0	e 0.0	r 0.1	r 0.0
Azerbaijan, Rep. of	912	14.7	r 2.3	r 2.0	r 1.6	r 11.4	r 7.4
Belarus	913	e 10.3	e 0.0	e 0.1	e 0.8	e 0.1	e 16.5	e 8.1	e 5.1	e 10.1	e 7.1	e 12.1
Kazakhstan	916	4.0	r 0.6	r 0.6	r 0.9	r 1.0	r 1.5	621.6	r 144.3	r 170.1	r 152.8	r 252.3	r 216.2
Kyrgyz Republic	917	0.1	r 0.0	r 0.0	r 0.0	r 0.0	r 0.0
Moldova	921	e 0.0	e 0.0	e 0.0	e 0.0	e 0.0	e 0.0	e 0.0	e 0.3	e 0.3	e 0.3	e 0.4	e 0.4
Russian Federation	922	3.5	r 0.1	r 0.3	r 0.3	r 0.9	r 0.5	138.8	r 55.9	r 49.9	r 26.0	r 23.1	r 22.9
Tajikistan	923	0.9	r 0.2	r 0.1	r 0.3	r 0.4	r 0.3	79.7	r 17.1	r 23.5	r 28.6	r 22.5	r 26.3
Turkmenistan	925	1.8	355.4
Ukraine	926	0.0	r 0.0	r 0.0	r 0.0	5.6	r 0.3	r 1.6	r 2.4
Uzbekistan	927	0.4	r 0.1	r 0.1	r 0.1	r 0.2	r 0.1	399.1	r 85.9	r 117.9	r 143.1	r 112.6	r 131.5
Mid East, N Africa, Pak	440	326.3	74.6	102.3	182.8	154.8	84.3	2,678.4	448.9	685.2	753.4	752.4	846.1
Algeria	612	e 0.0	e 0.0	e 0.0	e 0.0	e 10.1	e 3.6	e 9.7	e 9.9
Bahrain, Kingdom of	419	e 0.2	e 0.1	e 0.1	e 0.2	e 0.1	e 0.0	e 0.4	e 0.1	e 0.1	e 0.1	e 0.1	e 0.1
Egypt	469	0.0	r 0.0	r 0.0	r 0.0	r 0.0	r 0.0	0.6	r 0.1	r 0.2	r 0.2	r 0.2	r 0.2
Iran, I.R. of	429	18.8	r 4.7	r 2.8	r 5.8	r 10.2	r 7.7	1,265.1	r 242.9	r 355.3	r 454.2	r 373.6	r 451.5
Iraq	433	11.2	r 2.9	r 1.6	r 3.2	r 5.4	r 4.0
Jordan	439	1.4	r 0.9	r 0.6	r 0.3	r 1.7	r 1.7	0.9	r 0.1	r 0.1	r 0.4	r 0.4	r 0.2
Kuwait	443	e 0.1	e 0.0	e 0.0	e 0.0	e 0.0	e 0.0
Lebanon	446	0.5	r 0.4	r 0.3	r 0.3	r 0.7	r 0.9	1.5	r 0.3	r 0.3	r 0.1	r 0.1	r 0.4
Pakistan	564	283.3	r 58.2	r 59.9	r 126.6	r 130.8	r 67.2	1,198.8	r 150.8	r 268.7	r 222.0	r 310.3	r 317.2
Qatar	453	e 0.1	e 0.2	e 0.6	e 0.1	e 0.0	e 0.1
Saudi Arabia	456	1.1	r 0.3	r 0.2	r 0.1	r 0.3	r 0.4	9.8	r 1.2	r 1.2	r 0.9	r 1.3	r 0.4
Sudan	732	0.1	r 0.0	r 0.0	r 0.0	r 0.0	r 0.0
Tunisia	744	e 0.2	e 0.0	e 0.0	e 0.0	e 0.1	e 0.1	e 0.1	e 0.1	e 0.1	e 0.1
United Arab Emirates	466	9.4	r 7.0	r 36.7	r 46.3	r 5.5	r 2.4	200.4	r 43.1	r 59.2	r 71.8	r 56.5	r 66.0
Sub-Saharan Africa	603	4.0	0.6	0.9	0.8	0.9	0.7	48.2	4.0	5.0	4.1	1.9	2.6
Angola	614	e 0.2	e 0.1	e 0.0	e 0.0	e 0.0	e 0.0
Central African Rep.	626	e 1.8	e 0.4	e 0.4	e 0.5	e 0.6	e 0.4
Kenya	664	e 0.0	e 0.0	e 0.0	e 0.0	e 0.0	e 0.0	47.3	r 3.1	r 4.8	r 3.9	r 1.8	r 2.5
Mali	678	e 0.1	e 0.0	e 0.0	e 0.0	e 0.0	e 0.0
Mauritius	684	e 0.0	e 0.0	e 0.0	e 0.0	e 0.0	e 0.1	e 0.0
Mozambique	688	e 0.4	e 0.0	e 0.0	e 0.0	e 0.1	e 0.1	e 0.0
Nigeria	694	e 0.2	e 0.0	e 0.0	e 0.0	e 0.0	e 0.0
Senegal	722	e 1.0	e 0.1	e 0.1	e 0.1	e 0.1	e 0.0	e 0.0	e 0.0
Seychelles	718	e 0.1	e 0.0	e 0.0	e 0.0	e 0.0	e 0.0
South Africa	199	0.1	r 0.0	r 0.0	r 0.0	r 0.0	r 0.0	0.7	r 0.8	r 0.1	r 0.1	r 0.1	r 0.1
Tanzania	738	e 0.0	e 0.0	e 0.1	0.0	r 0.0	r 0.0	r 0.0	r 0.0	r 0.0
Western Hemisphere	205	2.5	1.6	0.8	1.2	1.2	2.4	10.7	3.7	4.9	2.6	1.5	4.9
Argentina	213	e 0.0	e 0.0	e 0.0	e 0.0	e 0.0	e 0.0	0.1	r 0.0	r 0.0	r 0.0	r 0.0	r 0.0
Bolivia	218	e 0.0	e 0.0	e 0.0	e 0.1	e 0.0	e 0.1	e 0.2	e 0.1
Brazil	223	8.4	r 3.2	r 3.2	r 1.6	r 0.8	r 3.9
Chile	228	e 0.0	e 0.2	e 0.0
Colombia	233	e 0.1	e 0.9	e 0.1	e 0.0	e 0.0	e 0.0	0.0
Dominican Republic	243	e 0.1	e 0.0	e 0.0	e 0.0	e 0.0	e 0.0	e 0.0	e 0.0	e 0.0	e 0.0	e 0.0
Guatemala	258	e 0.0	e 0.0	e 0.0	0.4	r 0.1	r 0.1	r 0.6	r 0.3	r 0.5
Mexico	273	e 2.1	e 0.6	e 0.6	e 0.7	e 1.1	e 2.4	1.1	r 0.1	r 0.1	r 0.0
Peru	293	e 0.0	e 0.0	e 0.0	e 0.0	e 0.0	e 0.0	e 1.2
Trinidad and Tobago	369	e 0.0	e 0.0	e 0.0	e 0.0	e 0.0	e 0.0	e 0.7	e 0.2	e 0.2	e 0.2	e 0.2	e 0.3
Uruguay	298	e 0.0	e 0.0	e 0.0	e 0.1	e 0.0	e 0.0	0.0	r 0.0	r 0.0	r 0.0	r 0.0	r 0.0
Other Countries n.i.e	910	0.1	0.0	0.0	0.0	0.0	0.0
Cuba	928	e 0.1	e 0.0	e 0.0	e 0.0	e 0.0	e 0.0
Memorandum Items													
Africa	605	4.3	0.6	0.9	0.8	1.0	0.7	48.4	14.2	5.0	7.7	11.7	12.6
Middle East	405	42.7	16.3	42.4	56.2	23.9	17.0	1,479.4	287.9	416.5	527.8	432.2	518.9
European Union	998	9.9	1.9	3.3	2.2	2.4	3.4	79.9	23.4	26.0	22.3	35.4	25.4
Export earnings: fuel	080	50.6	16.7	42.7	57.0	23.4	16.6	2,607.6	500.4	638.0	711.5	728.4	774.9
Export earnings: nonfuel	092	564.4	134.8	100.7	208.3	268.1	162.1	3,951.3	808.3	1,137.6	1,109.9	1,192.5	1,198.4

Albania (914)

In Millions of U.S. Dollars

		Exports (FOB)						Imports (CIF)					
		2016	2017Q1	2017Q2	2017Q3	2017Q4	2018Q1	2016	2017Q1	2017Q2	2017Q3	2017Q4	2018Q1
IFS World		1,962.1	491.5	579.6	593.9	636.4	4,669.2	1,044.8	1,331.0	1,392.5	1,525.6
World	001	1,961.5	501.6	567.3	672.3	722.0	743.0	4,666.1	1,065.9	1,300.1	1,574.3	1,730.1	1,457.5
Advanced Economies	110	1,493.4	386.0	413.6	502.4	547.9	595.1	2,921.9	656.6	816.7	951.2	1,052.0	907.5
Euro Area	163	1,419.3	365.1	390.0	463.5	510.2	553.5	2,577.6	570.1	727.2	817.8	899.6	779.8
Austria	122	9.6	r 2.4	r 3.9	r 4.0	r 6.5	r 4.9	51.4	r 8.7	r 13.8	r 18.8	r 30.2	r 13.9
Belgium	124	2.7	r 0.6	r 0.6	r 0.7	r 3.7	r 1.1	26.4	r 6.6	r 7.6	r 7.4	r 9.8	r 8.2
Cyprus	423	0.2	r 0.1	r 2.5	r 0.0	r 0.1	2.8	r 0.4	r 0.6	r 0.5	r 0.5	r 0.3
Estonia	939	3.5	r 0.9	r 1.7	r 2.0	r 1.5	r 1.5	3.1	r 0.2	r 0.2	r 0.1	r 0.1	r 0.3
Finland	172	0.1	r 0.0	r 0.2	r 0.1	r 0.1	r 0.2	10.9	r 1.9	r 5.9	r 3.7	r 3.9	r 2.7
France	132	20.9	r 6.0	r 4.8	r 8.7	r 7.1	r 8.1	92.5	r 16.5	r 24.5	r 25.9	r 32.6	r 29.7
Germany	134	66.7	r 21.1	r 22.5	r 18.0	r 27.2	r 36.1	442.7	r 95.5	r 109.2	r 124.0	r 127.4	r 130.9
Greece	174	89.8	r 21.9	r 25.5	r 27.6	r 29.3	r 33.6	367.8	r 83.0	r 109.3	r 139.5	r 119.0	r 118.5
Ireland	178	0.2	r 0.1	r 0.0	r 0.2	r 0.1	r 0.0	15.9	r 5.1	r 4.9	r 6.4	r 6.9	r 3.8
Italy	136	1,070.5	r 286.5	r 295.1	r 348.3	r 385.4	r 376.9	1,366.1	r 308.5	r 391.2	r 423.1	r 495.1	r 410.9
Latvia	941	0.6	r 0.1	r 0.1	r 0.1	r 0.4	r 0.0	1.2	r 0.2	r 0.4	r 0.5	r 0.6	r 0.4
Lithuania	946	0.6	r 0.2	r 0.3	r 0.2	r 0.5	r 0.3	2.9	r 0.7	r 1.0	r 1.2	r 1.9	r 0.7
Luxembourg	137	0.1	r 0.0	r 0.1	r 1.0	0.5	r 0.1	r 0.2	r 0.7	r 0.5	r 0.4
Malta	181	64.6	r 0.9	r 1.0	r 1.1	r 1.2	r 0.8	0.0	r 0.0	r 0.0	r 0.0	r 0.1	r 0.0
Netherlands	138	10.7	r 2.1	r 2.5	r 3.6	r 3.5	r 10.1	36.8	r 9.0	r 11.3	r 9.8	r 11.7	r 14.9
Portugal	182	0.5	r 0.0	r 0.0	r 0.1	r 0.1	r 0.1	11.1	r 2.9	r 3.5	r 3.4	r 5.0	r 2.7
Slovak Republic	936	2.6	r 0.5	r 0.7	r 0.5	r 0.9	r 1.1	13.3	r 2.6	r 3.1	r 4.1	r 7.1	r 3.7
Slovenia	961	11.0	r 0.2	r 0.4	r 0.6	r 2.4	r 14.7	30.2	r 6.7	r 11.1	r 10.8	r 14.2	r 11.2
Spain	184	64.4	r 21.5	r 30.7	r 44.3	r 40.4	r 63.9	102.1	r 21.4	r 29.3	r 37.9	r 33.0	r 26.7
Australia	193	0.6	r 0.5	r 0.1	r 0.2	r 0.4	r 0.2	0.9	r 0.3	r 0.2	r 0.2	r 0.3	r 0.3
Canada	156	1.3	r 0.2	r 0.5	r 0.5	r 0.3	r 0.2	14.7	r 3.7	r 6.8	r 10.5	r 11.0	r 6.8
China,P.R.: Hong Kong	532	6.7	r 1.8	r 1.0	r 3.3	r 2.4	r 0.2	4.0	r 0.6	r 0.5	r 0.7	r 1.1	r 0.7
Czech Republic	935	11.7	r 3.7	r 5.2	r 12.1	r 6.7	r 8.6	44.8	r 8.6	r 10.8	r 15.6	r 15.4	r 12.6
Denmark	128	6.9	r 0.7	r 1.6	r 0.1	r 1.0	r 2.5	8.1	r 4.0	r 4.0	r 7.3	r 10.9	r 4.0
Iceland	176	0.1	r 0.0	r 0.0	r 0.0	r 0.1	r 0.0
Israel	436	0.2	r 0.1	r 0.1	r 0.3	r 0.5	r 0.2	7.1	r 1.4	r 2.0	r 2.9	r 3.0	r 15.4
Japan	158	3.1	r 3.5	r 0.3	r 0.2	r 1.4	r 1.2	24.3	r 5.2	r 7.6	r 6.0	r 9.5	r 5.4
Korea, Republic of	542	0.1	r 0.0	r 0.1	r 0.0	r 0.0	r 0.0	30.7	r 9.4	r 3.9	r 6.7	r 6.6	r 6.5
New Zealand	196	0.0	r 0.0	r 0.0	r 0.0	r 0.0	0.6	r 0.0	r 0.1	r 0.0	r 0.0	r 0.0
Norway	142	0.1	r 0.1	r 0.0	r 0.0	r 0.0	r 0.1	3.2	r 2.1	r 1.6	r 1.0	r 1.7
San Marino	135	r 0.1	r 0.1	r 0.1	r 0.1	r 0.1	0.3	r 0.1	r 0.0	r 0.0	r 0.1	r 0.1
Singapore	576	0.7	r 0.0	r 0.0	1.4	r 0.1	r 0.5	r 0.2	r 0.3	r 0.1
Sweden	144	4.4	r 1.7	r 5.4	r 10.3	r 6.0	r 4.6	17.2	r 3.0	r 3.2	r 3.6	r 5.7	r 5.4
Switzerland	146	20.7	r 2.3	r 3.3	r 2.7	r 3.8	r 7.7	55.0	r 18.8	r 14.4	r 45.0	r 44.3	r 31.4
Taiwan Prov.of China	528	0.2	r 0.0	r 0.0	r 1.3	10.7	r 1.5	r 1.8	r 2.7	r 3.1	r 2.5
United Kingdom	112	4.3	r 0.6	r 1.1	r 1.1	r 1.6	r 1.6	33.5	r 9.5	r 11.9	r 11.5	r 17.2	r 11.9
United States	111	12.9	r 5.6	r 4.8	r 7.8	r 13.5	r 13.1	87.8	r 18.2	r 20.0	r 20.5	r 22.8	r 23.0
Emerg. & Dev. Economies	200	468.0	115.6	153.7	169.9	173.3	147.9	1,736.4	408.9	482.6	622.4	677.4	549.4
Emerg. & Dev. Asia	505	67.7	22.0	17.6	22.9	17.6	24.9	504.1	107.7	121.1	158.1	178.6	152.8
Bangladesh	513	0.0	5.9	r 2.0	r 2.3	r 2.3	r 2.1	r 2.8
Bhutan	514	r 0.1	r 0.0
Cambodia	522	r 0.0	0.9	r 0.3	r 0.3	r 0.8	r 0.4	r 0.6
China,P.R.: Mainland	924	60.0	r 20.1	r 15.8	r 22.1	r 16.9	r 23.9	409.3	r 84.6	r 93.7	r 126.9	r 144.8	r 114.5
India	534	5.0	r 1.8	r 0.8	r 0.3	r 0.5	r 0.9	41.3	r 7.5	r 9.8	r 10.2	r 13.1	r 16.7
Indonesia	536	0.0	r 0.0	12.9	r 3.4	r 2.3	r 3.3	r 4.2	r 5.0
Malaysia	548	0.0	r 0.0	r 0.0	6.7	r 2.8	r 3.7	r 5.0	r 3.9	r 2.8
Marshall Islands	867	2.4	r 0.9	r 0.4	0.0
Myanmar	518	0.1	r 0.0	r 0.0	r 0.1	r 0.1	r 0.2
Philippines	566	0.7	r 0.1	r 0.2	r 0.2	r 0.2	r 0.1
Sri Lanka	524	0.1	r 0.0	r 0.0	r 0.0	r 0.0	0.4	r 0.3	r 0.2	r 0.4	r 0.6	r 0.4
Thailand	578	0.1	r 0.0	r 0.0	r 0.0	r 0.0	11.1	r 2.0	r 3.5	r 3.3	r 3.6	r 3.3
Vietnam	582	0.0	r 0.0	r 0.0	r 0.0	r 0.0	14.8	r 4.7	r 5.0	r 5.6	r 5.6	r 6.4
Europe	170	373.4	88.7	128.8	137.6	149.2	115.7	1,058.9	253.8	305.5	391.4	432.6	336.4
Emerg. & Dev. Europe	903	370.3	87.2	127.6	135.3	147.8	114.5	940.3	229.9	272.9	345.8	389.4	305.9
Bosnia and Herzegovina	963	7.4	r 1.6	r 5.2	r 2.2	r 2.6	r 1.3	29.2	r 6.1	r 8.2	r 8.9	r 7.0	r 4.6
Bulgaria	918	23.8	r 4.5	r 6.3	r 7.3	r 9.7	r 5.3	61.9	r 16.3	r 16.5	r 22.4	r 26.7	r 22.2

Albania (914)

In Millions of U.S. Dollars

		Exports (FOB)						Imports (CIF)					
		2016	2017Q1	2017Q2	2017Q3	2017Q4	2018Q1	2016	2017Q1	2017Q2	2017Q3	2017Q4	2018Q1
Croatia	960	7.6	r 1.2	r 2.1	r 1.9	r 2.4	r 1.8	35.5	r 7.2	r 9.8	r 10.5	r 12.5	r 12.7
Faroe Islands	816	r 0.1
Hungary	944	19.4	r 6.3	r 6.8	r 6.4	r 7.4	r 6.4	39.7	r 10.7	r 11.0	r 12.1	r 12.6	r 10.5
Kosovo	967	133.8	r 32.9	r 47.0	r 56.0	r 53.5	r 40.6	46.9	r 12.8	r 17.9	r 23.2	r 22.9	r 16.1
Macedonia, FYR	962	51.7	r 13.0	r 18.2	r 25.2	r 20.1	r 15.1	62.5	r 13.5	r 18.6	r 23.0	r 24.5	r 17.7
Montenegro	943	35.3	r 8.3	r 12.3	r 10.0	r 14.4	r 11.3	21.8	r 3.3	r 3.2	r 10.2	r 19.1	r 7.5
Poland	964	3.2	r 1.6	r 0.9	r 1.8	r 3.6	r 2.0	72.8	r 15.5	r 19.4	r 26.7	r 30.0	r 22.4
Romania	968	27.7	r 7.7	r 8.8	r 10.4	r 16.2	r 9.6	56.6	r 14.1	r 14.4	r 17.3	r 22.8	r 29.5
Serbia, Republic of	942	37.9	r 6.3	r 15.8	r 7.6	r 13.1	r 17.6	145.6	r 43.1	r 45.2	r 69.7	r 70.0	r 45.2
Turkey	186	22.6	r 3.9	r 4.2	r 6.5	r 4.8	r 3.5	367.8	r 87.3	r 108.5	r 121.9	r 141.4	r 117.5
CIS	901	3.1	1.5	1.2	2.3	1.4	1.2	118.6	23.9	32.6	45.6	43.2	30.5
Armenia	911	0.0	r 0.1	r 0.0	0.0	r 0.0	r 0.0	r 0.0	r 0.0
Azerbaijan, Rep. of	912	0.1	r 0.0	r 0.0	r 0.1	r 0.0	r 0.0	0.1	r 0.1	r 0.0
Belarus	913	0.0	r 0.0	r 0.5	r 0.2	r 0.0	0.3	r 0.0	r 0.0	r 0.1	r 0.1	r 0.1
Georgia	915	0.1	r 0.0	r 0.0	r 0.2	r 0.0	0.1	r 0.0	r 0.0	r 0.0	r 0.0	r 0.0
Kazakhstan	916	r 0.1	r 0.1	r 0.1	r 0.1	0.1	r 1.4	r 1.7	r 1.9	r 0.0	r 0.0
Kyrgyz Republic	917	0.0	r 0.0	r 0.0	r 0.0	0.1	r 0.0	r 0.3	r 0.0
Moldova	921	0.2	r 0.0	r 0.0	r 0.0	r 0.2	r 0.2	0.6	r 0.1	r 0.0	r 0.1	r 0.4	r 0.1
Russian Federation	922	0.5	r 0.1	r 0.3	r 0.4	r 0.0	r 0.1	87.7	r 15.1	r 21.0	r 38.3	r 34.3	r 24.8
Turkmenistan	925	0.7	r 0.1	0.7	r 0.4	r 0.9
Ukraine	926	1.6	r 1.4	r 0.8	r 1.1	r 0.7	r 0.6	28.9	r 6.8	r 8.8	r 4.5	r 8.1	r 5.4
Uzbekistan	927	0.1	r 0.1	r 0.1	r 0.5	r 0.0	r 0.0
Mid East, N Africa, Pak	440	19.0	3.8	6.5	7.8	6.0	5.4	84.9	25.5	31.1	32.4	37.9	29.5
Algeria	612	0.0	r 0.0	r 0.0	r 0.0	9.3	r 0.9	r 4.2	r 6.0	r 10.2	r 3.6
Bahrain, Kingdom of	419	0.0	r 0.0	r 0.0	0.1	r 0.0	r 0.1	r 0.0
Egypt	469	3.4	r 2.3	r 2.0	r 3.1	r 1.9	r 0.2	30.8	r 12.1	r 12.1	r 14.5	r 12.9	r 12.5
Iran, I.R. of	429	0.1	r 0.1	2.5	r 0.3	r 0.5	r 1.2	r 0.5	r 0.8
Iraq	433	2.3	r 0.3	r 0.6	r 0.2	r 1.6	r 0.1	0.5	r 0.2	r 0.0	r 0.0
Jordan	439	0.2	r 0.0	r 0.0	r 0.0	r 0.0	r 0.0	0.5	r 0.1	r 0.0	r 0.0	r 0.2	r 0.0
Kuwait	443	0.2	r 0.0	r 0.1	r 0.2	r 0.0	0.0	r 0.0	r 0.0	r 0.0	r 0.0	r 0.0
Lebanon	446	0.3	r 0.1	r 0.0	r 0.2	r 0.2	r 0.2	0.1	r 0.0	r 0.2	r 0.0	r 0.1	r 0.0
Libya	672	5.0	r 0.6	r 0.5	r 2.5	r 0.3	r 0.4	10.9	r 3.9	r 6.8	r 0.3	r 1.8	r 5.1
Mauritania	682	r 0.0	0.0	r 0.0	r 0.0	r 0.1	r 0.0	r 0.0
Morocco	686	0.1	r 0.0	r 0.1	r 0.0	r 0.6	r 1.2	2.9	r 0.6	r 0.3	r 1.0	r 0.9	r 0.7
Oman	449	0.0	r 0.0	r 0.0	r 0.2	r 0.1	0.0	r 0.0	r 0.0	r 0.0	r 0.0	r 0.0
Pakistan	564	0.0	r 0.0	r 0.0	r 0.0	5.8	r 1.7	r 1.5	r 1.5	r 2.0	r 1.8
Qatar	453	0.0	r 0.0	r 0.0	r 0.1	2.6	r 0.2	r 0.4	r 1.0	r 1.4	r 0.5
Saudi Arabia	456	0.4	r 0.1	r 0.2	r 0.1	r 0.1	r 0.2	5.4	r 1.0	r 1.3	r 1.0	r 1.1	r 1.0
Somalia	726	r 1.2
Sudan	732	0.0	r 0.0	0.0	r 0.0	r 0.0	r 0.1	r 0.0
Tunisia	744	0.5	r 0.0	r 0.1	r 0.0	r 0.2	r 0.1	8.2	r 3.0	r 2.6	r 4.2	r 4.4	r 2.0
United Arab Emirates	466	6.3	r 0.4	r 1.6	r 1.4	r 0.9	r 2.5	5.4	r 1.4	r 1.0	r 1.4	r 2.3	r 1.4
Sub-Saharan Africa	603	2.1	0.1	0.5	0.2	0.3	0.7	4.6	0.9	0.8	3.1	2.2	1.0
Cabo Verde	624	0.2	r 0.0
Cameroon	622	0.3	r 0.0	r 0.0	0.3	r 0.1	r 0.1	r 0.1	r 0.2	r 0.1
Chad	628	0.1	r 0.0
Congo, Republic of	634	0.0	0.1	r 0.0	r 0.0	r 0.0
Côte d'Ivoire	662	0.3	r 0.1	r 0.1	r 0.1	r 0.1	r 0.1	0.3	r 0.1	r 0.0	r 0.1	r 0.1	r 0.2
Ethiopia	644	0.0	r 0.0	0.2	r 0.0	r 0.0	r 0.0	r 0.0	r 0.0
Gabon	646	0.3	r 0.1	r 0.0	r 0.9	r 0.8	r 0.0
Ghana	652	0.0	r 0.0	0.2	r 0.0	r 0.1	r 0.0	r 0.0	r 0.0
Kenya	664	0.0	r 0.0	r 0.0	0.3	r 0.0	r 0.0	r 0.1	r 0.0	r 0.1
Mali	678	r 0.3	0.0	r 0.0	r 0.0	r 0.0	r 0.0
Mauritius	684	0.0	r 0.0	r 0.0	r 0.0	r 0.0	0.1	r 0.0	r 0.0	r 0.0	r 0.0	r 0.0
Nigeria	694	0.1	r 0.0	r 0.0	r 0.0	0.0	r 0.0	r 0.0	r 0.0	r 0.0
Rwanda	714	r 0.1
Senegal	722	0.0	r 0.1	r 0.0	r 0.2	0.0	r 0.0	r 0.0	r 0.1	r 0.0	r 0.0
Sierra Leone	724	r 0.1	r 0.0	r 0.1	r 0.0	0.0	r 0.0	r 0.0	r 0.0	r 0.1	r 0.0
South Africa	199	1.1	r 0.0	r 0.0	r 0.0	r 0.0	2.2	r 0.5	r 0.3	r 1.5	r 0.6	r 0.3
Tanzania	738	0.0	r 0.0	r 0.0	0.1	r 0.0	r 0.0	r 0.1	r 0.0	r 0.1

Albania (914)

In Millions of U.S. Dollars

		Exports (FOB)						Imports (CIF)					
		2016	2017Q1	2017Q2	2017Q3	2017Q4	2018Q1	2016	2017Q1	2017Q2	2017Q3	2017Q4	2018Q1
Uganda	746	0.0	r 0.0	r 0.0	r 0.0	0.2	r 0.0	r 0.1	r 0.2	r 0.2	r 0.1
Western Hemisphere	205	5.7	1.0	0.3	1.4	0.3	1.3	83.9	21.0	24.0	37.3	26.0	29.7
Argentina	213	0.0	7.4	r 1.7	r 1.8	r 3.5	r 2.0	r 2.7
Brazil	223	0.1	r 0.0	r 0.6	r 0.0	45.8	r 9.5	r 9.2	r 15.2	r 13.0	r 12.5
Chile	228	0.2	0.3	r 0.0	r 0.1	r 0.1	r 0.1	r 0.1
Colombia	233	0.1	r 0.0	4.9	r 2.3	r 1.3	r 1.8	r 1.9	r 4.2
Costa Rica	238	r 0.0	r 0.0	r 0.0	0.3	r 0.1	r 0.1	r 0.1	r 0.4	r 0.3
Dominican Republic	243	0.1	r 0.0	r 0.0	r 0.0	r 0.1	r 0.0
Ecuador	248	16.0	r 4.2	r 4.2	r 6.7	r 3.7	r 5.0
El Salvador	253	0.1	r 0.0	r 0.0	r 0.0
Falkland Islands	323	0.2	r 0.1	r 0.1	r 0.0
Greenland	326	1.1	r 1.4	r 4.5	r 3.6	r 1.0	r 2.1
Guatemala	258	0.4	r 0.0	r 0.1	r 0.3	r 0.7	r 0.0
Honduras	268	0.1	r 0.1	r 0.0	r 0.0	r 0.2	r 0.0
Mexico	273	0.2	r 0.0	r 0.0	r 0.9	4.8	r 1.1	r 2.1	r 1.9	r 2.0	r 2.1
Panama	283	r 0.0	r 0.0	r 0.3	r 0.3	0.7	r 0.1	r 0.0	r 0.0	r 0.0	r 0.0
Paraguay	288	0.3	r 0.1	r 0.0	r 0.3	r 0.2	r 0.4
Peru	293	0.1	r 0.2	0.7	r 0.1	r 0.0	r 0.1	r 0.2	r 0.2
Trinidad and Tobago	369	r 0.1	r 0.0	0.0	r 0.0
Uruguay	298	r 0.0	0.2	r 0.1	r 0.3	r 1.2	r 0.5	r 0.0
Venezuela, Rep. Bol.	299	0.1	r 0.1	r 0.2	r 2.6	r 0.1	r 0.1
Western Hem. n.s.	399	5.0	r 0.7	r 0.2	r 0.8	r 0.1	0.0	r 0.0	r 0.0	r 0.0	r 0.0
Other Countries n.i.e	910	1.2	0.0	0.1	0.1	0.1	0.0
Cuba	928	1.2	r 0.0	r 0.1	r 0.1	r 0.1	r 0.0
Countries & Areas n.s.	898	0.1	r 0.8	6.5	r 0.5	r 0.8	r 0.6	r 0.6	r 0.5
Memorandum Items													
Africa	605	2.8	0.2	1.9	0.3	1.1	2.0	25.0	5.5	8.0	14.6	17.7	7.3
Middle East	405	18.3	3.6	5.1	7.7	5.2	4.0	58.7	19.3	22.4	19.4	20.4	21.4
European Union	998	1,528.4	393.0	428.2	515.0	564.8	595.9	2,947.7	659.1	828.3	944.8	1,053.3	911.0
Export earnings: fuel	080	15.9	1.5	3.4	5.0	3.2	3.9	146.8	31.5	43.7	63.2	58.2	46.6
Export earnings: nonfuel	092	1,945.6	500.1	563.9	667.3	718.8	739.1	4,519.3	1,034.5	1,256.4	1,511.2	1,671.9	1,410.9

Algeria (612)

In Millions of U.S. Dollars

		Exports (FOB)						Imports (CIF)					
		2016	2017Q1	2017Q2	2017Q3	2017Q4	2018Q1	2016	2017Q1	2017Q2	2017Q3	2017Q4	2018Q1
IFS World		29,676.2	9,015.4	8,309.2	8,254.2	9,510.1	10,409.3	46,727.4	11,796.0	11,045.2	10,953.5	11,820.4	11,271.2
World	001	29,308.7	8,693.6	8,096.7	8,094.9	9,486.8	10,123.9	46,723.4	11,599.6	11,305.9	10,628.0	11,199.9	10,549.8
Advanced Economies	110	22,599.6	6,660.9	6,052.4	5,652.7	7,345.4	8,169.7	26,127.0	5,921.6	5,739.5	5,662.3	6,208.1	6,271.6
Euro Area	163	16,375.1	5,200.5	4,359.7	4,031.1	5,276.0	5,909.3	19,262.7	3,966.1	4,050.6	4,210.5	4,775.2	5,086.6
Austria	122	0.4	r 0.1	r 0.0	r 0.0	r 0.0	339.3	r 88.9	r 86.5	r 58.0	r 71.1	r 63.9
Belgium	124	1,029.0	r 209.4	r 208.1	r 295.0	r 230.4	r 215.6	605.5	r 120.3	r 175.4	r 173.0	r 150.8	r 116.3
Cyprus	423	10.8	r 0.4	r 6.1	r 6.7	r 19.6	3.4	r 0.4	r 0.4	r 1.3	r 0.6	r 0.8
Estonia	939	r 0.1	29.2	r 5.8	r 0.6	r 9.6	r 13.0	r 18.1
Finland	172	0.0	r 0.0	227.4	r 50.5	r 42.0	r 31.0	r 48.1	r 57.4
France	132	3,358.6	r 925.0	r 919.8	r 992.3	r 1,262.8	r 1,440.3	4,751.1	r 965.0	r 944.0	r 1,110.2	r 1,056.5	r 1,105.8
Germany	134	55.5	r 2.8	r 3.2	r 5.3	r 2.6	r 2.6	3,009.0	r 776.1	r 795.6	r 690.8	r 878.9	r 1,316.3
Greece	174	172.9	r 227.5	r 29.6	r 64.5	r 104.6	r 161.8	240.8	r 51.0	r 30.3	r 17.7	r 47.3	r 59.5
Ireland	178	8.8	r 0.0	r 0.0	r 1.6	r 1.5	r 4.4	165.8	r 44.7	r 46.4	r 82.1	r 68.3	r 32.9
Italy	136	5,223.6	r 1,697.5	r 1,400.3	r 1,282.0	r 1,600.9	r 2,083.8	4,645.5	r 790.9	r 826.3	r 920.0	r 1,047.7	r 1,031.7
Latvia	941	63.9	r 0.3	r 0.4	r 0.1	r 19.1	r 0.0
Lithuania	946	0.0	76.0	r 69.4	r 52.8	r 77.4	r 169.3	r 42.7
Luxembourg	137	0.0	r 0.0	r 0.0	26.5	r 6.7	r 4.5	r 6.4	r 6.1	r 7.7
Malta	181	56.5	r 63.2	r 20.9	r 2.4	r 14.4	1.0	r 0.2	r 0.1	r 0.9	r 0.8	r 2.0
Netherlands	138	1,572.7	r 591.1	r 557.4	r 410.0	r 313.6	r 463.1	693.4	r 146.4	r 153.7	r 139.1	r 246.1	r 276.3
Portugal	182	896.1	r 173.5	r 265.0	r 154.7	r 349.4	r 397.8	612.3	r 110.3	r 82.6	r 92.8	r 112.0	r 122.1
Slovak Republic	936	0.0	52.1	r 15.3	r 15.1	r 8.8	r 12.6	r 12.4
Slovenia	961	1.0	r 1.4	r 0.3	r 1.1	124.0	r 19.8	r 11.8	r 9.4	r 18.0	r 13.5
Spain	184	3,989.2	r 1,309.2	r 955.0	r 816.9	r 1,388.1	r 1,120.1	3,596.4	r 704.2	r 782.1	r 781.8	r 808.8	r 807.0
Australia	193	175.4	r 112.5	r 57.3	r 1.5	16.5	r 3.1	r 23.7	r 6.5	r 8.3	r 6.8
Canada	156	1,300.3	r 269.0	r 134.7	r 171.7	r 49.2	r 0.6	521.5	r 198.9	r 0.8	r 21.8	r 125.5	r 127.4
China,P.R.: Hong Kong	532	0.3	r 0.1	r 0.1	r 0.3	r 0.1	r 0.0	10.5	r 0.7	r 0.8	r 1.0	r 1.4	r 0.0
Czech Republic	935	0.0	r 0.3	r 0.1	r 0.0	r 0.0	r 0.0	190.3	r 67.2	r 39.4	r 53.3	r 55.7	r 41.4
Denmark	128	0.8	r 0.0	r 0.0	r 0.0	r 0.0	138.7	r 23.7	r 32.7	r 29.1	r 47.7	r 39.9
Iceland	176	0.7	r 0.0	r 0.2	r 0.1	r 0.2	r 0.2
Japan	158	173.9	r 66.8	r 26.5	r 50.2	r 90.3	r 197.4	477.0	r 155.5	r 124.6	r 80.4	r 74.0	r 76.8
Korea, Republic of	542	237.5	r 18.7	r 101.0	r 145.9	r 608.7	r 407.7	1,036.5	r 540.5	r 468.9	r 353.9	r 277.2	r 264.4
New Zealand	196	0.1	r 0.0	r 0.0	390.1	r 246.8	r 115.7	r 154.0	r 26.6	r 31.4
Norway	142	4.9	r 0.0	r 32.4	r 0.0	53.3	r 5.4	r 5.5	r 4.2	r 6.0	r 5.3
San Marino	135	r 0.4	r 0.0	r 0.1
Singapore	576	189.4	r 83.3	r 116.4	r 70.5	r 0.0	57.5	r 17.1	r 15.8	r 17.6	r 21.7	r 18.4
Sweden	144	14.7	r 1.0	r 4.3	r 1.0	r 0.1	461.7	r 86.2	r 71.4	r 69.6	r 81.5	r 74.3
Switzerland	146	0.9	r 0.2	r 0.3	r 0.2	r 0.5	r 0.7	290.2	r 77.5	r 109.9	r 59.7	r 88.0	r 93.7
Taiwan Prov.of China	528	52.8	r 0.0	r 53.1	r 0.0	r 0.0	111.9	r 28.5	r 27.8	r 39.8	r 28.1	r 33.7
United Kingdom	112	736.9	r 281.9	r 293.9	r 306.8	r 450.7	r 479.0	766.1	r 122.2	r 144.7	r 125.6	r 166.2	r 92.3
United States	111	3,336.5	r 739.0	r 817.3	r 817.7	r 868.4	r 1,175.0	2,341.7	r 382.1	r 506.7	r 435.2	r 424.8	r 279.2
Emerg. & Dev. Economies	200	6,440.7	1,871.7	1,985.0	2,402.7	2,118.8	1,953.7	20,593.6	5,677.5	5,560.6	4,965.5	4,981.0	4,276.7
Emerg. & Dev. Asia	505	1,437.8	310.5	551.7	811.8	632.1	551.8	10,303.1	2,987.7	2,630.3	2,442.2	2,089.9	1,668.4
Bangladesh	513	0.9	r 0.8	r 0.1	r 0.0	r 0.3	r 0.6	18.7	r 5.2	r 7.3	r 7.4	r 4.1	r 2.4
Cambodia	522	0.0	r 0.0	5.6	r 1.7	r 1.7	r 7.8	r 1.2	r 0.5
China,P.R.: Mainland	924	361.1	r 0.7	r 204.2	r 297.0	r 185.8	r 141.1	8,399.2	r 2,456.5	r 2,071.3	r 1,956.6	r 1,664.7	r 1,360.9
F.T. French Polynesia	887	0.2	r 0.1
India	534	480.9	r 145.6	r 244.7	r 295.7	r 184.7	r 8.5	920.0	r 272.0	r 279.6	r 200.2	r 208.1	r 154.7
Indonesia	536	305.0	r 65.7	r 47.2	r 112.3	r 75.8	r 0.1	189.7	r 58.5	r 60.1	r 66.8	r 64.1	r 45.8
Malaysia	548	102.3	r 0.5	r 0.3	r 0.3	r 95.5	r 281.3	147.0	r 42.8	r 44.2	r 33.2	r 34.3	r 29.8
Maldives	556	0.0	r 0.0	0.3	r 0.0	r 0.0	r 0.0	r 0.0
Myanmar	518	0.0	0.2	r 0.1	r 0.0	r 0.1	r 0.3	r 0.1
Philippines	566	0.0	r 36.9	r 71.2	r 0.0	13.0	r 5.6	r 5.3	r 6.0	r 3.0	r 2.3
Sri Lanka	524	0.0	r 0.3	r 0.5	2.6	r 0.6	r 0.5	r 0.4	r 0.6	r 0.1
Thailand	578	186.7	r 96.6	r 18.0	r 34.5	r 89.0	r 119.4	173.1	r 29.4	r 38.5	r 23.5	r 32.4	r 29.0
Vietnam	582	0.6	r 0.4	r 0.2	r 0.9	r 0.9	433.7	r 115.3	r 121.8	r 140.3	r 77.1	r 42.9
Europe	170	1,425.3	526.9	574.9	559.8	419.9	331.1	4,268.7	1,299.0	1,307.0	1,174.0	1,427.7	1,238.5
Emerg. & Dev. Europe	903	1,413.1	524.7	207.2	298.5	417.3	327.8	3,386.9	800.0	930.0	791.5	828.4	704.6
Albania	914	8.1	r 1.8	r 1.8	r 4.1	0.8	r 0.2	r 0.1	r 0.1	r 0.0	r 0.1
Bosnia and Herzegovina	963	0.0	r 0.0	4.5	r 0.5	r 5.2	r 0.2	r 0.7	r 0.4
Bulgaria	918	2.4	r 0.0	r 0.0	r 0.7	r 0.0	136.7	r 16.7	r 62.4	r 32.5	r 15.4	r 15.3

Algeria (612)

In Millions of U.S. Dollars

		Exports (FOB)						Imports (CIF)					
		2016	2017Q1	2017Q2	2017Q3	2017Q4	2018Q1	2016	2017Q1	2017Q2	2017Q3	2017Q4	2018Q1
Croatia	960	3.8	r 0.9	r 0.5	r 1.5	r 0.7	r 0.0	51.0	r 6.9	r 4.4	r 4.4	r 6.0	r 3.2
Gibraltar	823	84.9	r 20.1	r 13.8	r 11.9
Hungary	944	0.0	r 0.0	r 0.0	156.2	r 31.8	r 35.1	r 26.1	r 22.0	r 15.8
Macedonia, FYR	962	0.7	r 0.2	r 0.1	r 0.1	r 0.0
Poland	964	16.2	r 7.0	r 6.0	r 4.0	r 4.4	r 5.8	458.5	r 87.4	r 103.8	r 119.3	r 131.0	r 114.4
Romania	968	0.1	r 0.0	r 0.0	r 0.0	569.6	r 137.8	r 147.7	r 150.1	r 176.0	r 174.4
Serbia, Republic of	942	0.0	74.2	r 6.7	r 12.0	r 24.5	r 15.5	r 12.6
Turkey	186	1,297.7	r 494.7	r 185.1	r 276.3	r 412.1	r 322.0	1,934.7	r 511.8	r 559.3	r 434.2	r 461.7	r 368.4
CIS	901	12.1	2.2	367.8	261.3	2.6	3.3	881.7	499.0	377.0	382.5	599.3	533.9
Armenia	911	0.0	0.1	r 0.0
Azerbaijan, Rep. of	912	0.1	r 0.0	r 0.1	r 0.1	r 0.1	0.1	r 0.0	r 0.0	r 0.0
Belarus	913	0.0	r 0.0	r 0.0	r 0.0	r 0.4	r 0.6	1.6	r 0.2	r 0.5	r 0.6	r 0.0	r 0.0
Georgia	915	0.7	r 0.2	r 0.3	r 0.0	r 0.0	r 0.0	1.2	r 0.0	r 1.4	r 0.0	r 0.0
Kazakhstan	916	r 0.0	r 0.0	r 0.1	7.5	r 3.2	r 6.0	r 1.5	r 1.6	r 0.7
Kyrgyz Republic	917	0.8	r 1.2	r 0.0	r 0.2	r 1.0	r 1.0
Moldova	921	r 0.0	2.2	r 0.2	r 0.0	r 0.0	r 0.0	r 0.0
Russian Federation	922	8.0	r 1.8	r 1.7	r 0.7	r 1.8	r 2.0	562.1	r 336.9	r 246.7	r 238.4	r 350.1	r 313.3
Tajikistan	923	0.0	r 0.1	r 0.0	r 0.2	r 0.4	53.2	r 21.2	r 41.0	r 10.6	r 9.9	r 6.6
Turkmenistan	925	r 364.8	r 251.1
Ukraine	926	3.3	r 0.1	r 0.8	r 9.5	r 0.0	r 0.1	252.4	r 136.1	r 81.3	r 130.9	r 236.5	r 212.3
Uzbekistan	927	r 0.0	0.4	r 0.0	r 0.1	r 0.1
Europe n.s.	884	0.1	r 0.0	r 0.0
Mid East, N Africa, Pak	440	1,574.1	412.0	290.1	482.5	488.0	476.2	2,680.9	506.9	555.4	520.8	547.5	466.2
Afghanistan, I.R. of	512	r 9.5	r 3.4	r 9.2	r 9.3	0.0	r 0.0	r 0.0	r 0.0
Bahrain, Kingdom of	419	0.1	r 0.0	r 0.1	85.8	r 11.6	r 4.9	r 6.2	r 11.4	r 3.9
Egypt	469	284.9	r 64.9	r 94.9	r 137.5	r 119.1	r 114.6	481.3	r 95.0	r 114.6	r 111.9	r 92.0	r 80.0
Iran, I.R. of	429	0.0	r 0.0	r 0.0	r 0.0	22.5	r 9.9	r 5.4	r 1.5	r 2.7	r 3.1
Iraq	433	0.4	r 0.1	r 0.1	r 0.0	r 0.2	r 0.4	0.1	r 0.1	r 0.0	r 0.0	r 0.1
Jordan	439	55.7	r 42.2	r 50.2	r 47.4	r 9.2	r 7.6	148.6	r 27.0	r 25.9	r 29.0	r 21.4	r 26.0
Kuwait	443	0.2	r 1.9	r 0.2	r 56.7	r 21.8	17.1	r 3.9	r 4.2	r 4.1	r 3.0	r 0.3
Lebanon	446	17.9	r 13.6	r 6.7	r 8.3	r 19.9	r 1.9	43.8	r 6.9	r 10.3	r 11.3	r 10.9	r 8.6
Libya	672	30.7	r 4.9	r 8.8	r 2.7	r 2.4	r 1.7	0.0	r 0.2	r 0.0	r 0.0
Mauritania	682	38.4	r 14.1	r 21.3	r 3.5	r 11.1	r 1.6	0.2	r 0.0	r 0.1	r 0.0	r 0.1	r 0.0
Morocco	686	488.6	r 101.8	r 95.2	r 119.6	r 113.6	r 113.6	269.7	r 63.4	r 72.5	r 66.3	r 55.9	r 39.9
Oman	449	0.0	r 0.0	r 0.1	r 0.0	r 0.1	r 0.0	74.7	r 20.9	r 24.6	r 18.8	r 16.1	r 10.5
Pakistan	564	0.1	r 0.1	r 0.0	r 0.0	r 0.0	27.0	r 8.4	r 6.4	r 4.6	r 5.2	r 4.1
Qatar	453	1.8	r 1.7	r 0.3	r 0.4	r 0.8	r 1.2	79.1	r 11.8	r 15.0	r 11.1	r 12.5	r 11.6
Saudi Arabia	456	7.4	r 1.3	r 0.7	r 0.2	r 1.5	r 1.4	646.5	r 122.1	r 116.8	r 124.8	r 155.8	r 133.0
Sudan	732	19.8	r 0.0	r 7.3	7.1	r 2.2	r 4.1	r 1.5	r 1.4	r 0.6
Syrian Arab Republic	463	5.5	r 2.9	r 0.1	r 3.5	23.1	r 8.9	r 8.5	r 7.6	r 7.5	r 6.2
Tunisia	744	602.7	r 149.8	r 63.1	r 173.5	r 221.6	427.0	r 61.8	r 89.5	r 67.5	r 94.8	r 80.5
United Arab Emirates	466	19.9	r 3.2	r 3.9	r 39.4	r 2.1	r 1.4	325.1	r 52.6	r 51.4	r 54.0	r 56.5	r 57.6
West Bank and Gaza	487	2.0	r 0.1	r 1.0	r 0.5	r 0.2	r 0.3
Yemen, Republic of	474	r 0.1	r 0.1	r 0.0	0.0	r 0.0
Sub-Saharan Africa	603	52.2	8.2	15.2	51.0	39.2	62.7	238.2	40.6	220.0	132.7	34.1	28.8
Angola	614	6.9	r 0.0	r 0.0	r 0.0	0.6	r 0.0	r 0.0	r 0.1	r 0.0	r 0.0
Benin	638	1.3	r 0.0	r 1.0	r 0.3	r 0.4	r 0.5	0.0	r 0.0	r 0.0	r 0.0	r 0.0
Botswana	616	0.3	r 0.0	r 0.0	r 0.0	r 0.0	r 0.0
Burkina Faso	748	0.0	r 0.1	r 0.0	r 0.0	r 0.2	0.2	r 0.1	r 0.0	r 0.0
Burundi	618	r 0.0	r 0.2	0.1	r 0.0	r 0.1	r 0.5
Cabo Verde	624	0.3	r 0.6	r 0.2	0.2	r 0.4	r 0.9	r 1.1	r 0.1
Cameroon	622	0.4	r 0.0	r 0.1	r 0.1	r 0.2	9.0	r 0.8	r 160.9	r 93.7	r 6.4	r 4.9
Central African Rep.	626	r 0.0	0.0	r 0.1	r 0.1	r 0.3
Chad	628	0.0	0.0	r 0.1	r 0.0	r 0.0
Comoros	632	r 0.0	0.2
Congo, Dem. Rep. of	636	0.1	r 0.0	1.3	r 0.3
Congo, Republic of	634	r 0.0	r 0.1	r 0.0	r 0.0	r 0.1	r 0.5	r 0.2	r 0.2
Côte d'Ivoire	662	8.0	r 0.4	r 5.2	r 0.3	119.6	r 24.1	r 25.5	r 18.4	r 12.1	r 11.9
Equatorial Guinea	642	r 0.1	r 0.0	r 0.0	r 0.0
Eritrea	643	r 1.1	0.0	r 0.0	r 0.0

Algeria (612)

In Millions of U.S. Dollars

		Exports (FOB)						Imports (CIF)					
		2016	2017Q1	2017Q2	2017Q3	2017Q4	2018Q1	2016	2017Q1	2017Q2	2017Q3	2017Q4	2018Q1
Ethiopia	644	r 15.3	1.5	r 0.3	r 0.8	r 0.0	r 0.3	r 0.2
Gabon	646	0.0	r 0.0	r 0.0	r 0.1	r 0.0	r 0.1	0.0	r 0.0	r 0.0
Gambia, The	648	0.4	r 0.3	r 0.1	r 0.1	r 0.4	r 0.3	0.0	r 0.0	r 0.0
Ghana	652	2.5	r 1.5	r 1.8	r 10.7	r 1.7	r 0.6	0.8	r 0.1	r 0.5	r 0.2	r 1.1	r 1.7
Guinea	656	2.3	r 0.0	r 0.8	r 2.0	r 2.8	r 2.1	0.4	r 0.6	r 0.8
Kenya	664	4.2	r 0.2	r 0.5	r 0.0	0.9	r 0.1	r 0.0	r 0.2	r 0.2	r 0.1
Lesotho	666	0.1	r 0.0	r 0.0	r 0.0
Liberia	668	0.2	r 0.0	r 0.1	r 0.2	r 0.5	13.7
Madagascar	674	r 0.0	r 0.0	1.0	r 0.1	r 0.1	r 0.2	r 0.2	r 0.3
Malawi	676	r 0.0	1.3	r 0.7	r 0.3	r 0.0
Mali	678	1.0	r 0.4	r 0.1	r 0.5	r 0.2	r 0.0	0.1	r 0.1	r 0.1	r 0.0
Mauritius	684	0.0	r 0.0	r 0.0	r 0.1	1.4	r 0.1	r 0.1	r 0.1	r 0.0	r 0.0
Namibia	728	0.3	r 0.1	r 0.0	r 0.1	r 0.1
Niger	692	0.2	r 0.2	r 0.1	r 0.0	r 0.1	r 0.0	0.0	r 0.0	r 0.0	r 0.0
Nigeria	694	8.0	r 0.1	r 0.0	r 0.1	r 0.1	1.3	r 0.7	r 0.8	r 0.3	r 0.1
Senegal	722	7.8	r 2.6	r 4.8	r 19.1	r 0.9	r 1.5	0.9	r 0.3	r 0.0	r 0.8	r 0.5
Seychelles	718	0.0	3.0	r 1.1	r 2.0	r 0.6
Sierra Leone	724	0.6	r 0.4	r 0.1	r 0.4	r 0.3	0.0	r 0.0	r 0.0	r 0.0	r 0.0
South Africa	199	0.3	r 0.1	r 0.1	r 0.1	r 0.1	r 0.1	62.2	r 10.1	r 12.6	r 8.7	r 8.0	r 2.8
South Sudan, Rep. of	733	r 10.9	r 0.0
Swaziland	734	1.1	r 0.0	r 0.0	r 0.2	r 0.0	r 0.0
Tanzania	738	6.3	r 1.2	r 0.6	r 1.7	8.5	r 0.9	r 0.0	r 0.6	r 0.0	r 0.0
Togo	742	1.2	r 0.0	r 18.8	r 55.2	0.2	r 0.0	r 13.4	r 0.6	r 0.3	r 0.6
Uganda	746	3.9	r 0.7	r 1.6	r 2.9	r 3.6	r 5.7
Zambia	754	r 0.5	r 1.5	0.0	r 0.5	r 0.0
Zimbabwe	698	r 0.0	4.0	r 0.0	r 0.0	r 0.7	r 0.0	r 0.0
Africa n.s.	799	0.1	r 0.0	0.0	r 0.0
Western Hemisphere	205	1,951.4	614.1	553.1	497.6	539.7	531.8	3,102.8	843.4	847.9	695.7	881.8	874.8
Antigua and Barbuda	311	0.0	0.2	r 0.0	r 0.0	r 0.0
Argentina	213	43.9	r 17.3	1,333.9	r 381.9	r 404.5	r 307.6	r 400.7	r 349.7
Bahamas, The	313	44.5	0.0	r 0.0
Belize	339	r 0.0	0.1	r 0.0	r 0.0	r 0.2
Bolivia	218	0.1	r 0.0	r 0.0	r 0.0
Brazil	223	1,805.6	r 614.0	r 528.3	r 472.2	r 529.7	r 507.5	1,209.2	r 391.3	r 358.2	r 291.5	r 315.0	r 366.0
Chile	228	7.9	r 3.0	r 1.6	r 1.8	r 2.2	r 2.4
Colombia	233	0.0	r 0.0	r 2.6	r 7.6	5.9	r 0.3	r 0.3	r 0.1	r 0.2	r 0.1
Costa Rica	238	0.0	r 0.0	1.7	r 0.3	r 0.1	r 0.2	r 0.2	r 0.3
Dominican Republic	243	r 7.0	r 6.8	r 0.1	r 0.1	r 0.1	r 0.1
Ecuador	248	138.9	r 2.8	r 27.7	r 5.3	r 26.5	r 22.4
El Salvador	253	2.0	r 0.2	r 0.7	r 0.4	r 0.1
Falkland Islands	323	r 0.0	r 0.1
Greenland	326	r 0.0	r 0.1
Guatemala	258	0.1	r 0.0	r 0.0	r 0.0	r 0.0	r 0.1	0.3	r 0.2	r 0.2	r 0.2	r 0.1	r 0.1
Haiti	263	7.0	r 0.5	r 0.5	r 0.0	r 0.0	r 0.0
Honduras	268	0.1	r 0.0	r 0.0	r 0.0	r 0.2	r 0.4
Mexico	273	49.3	r 0.0	r 0.0	r 5.0	r 5.7	r 16.7	271.2	r 26.2	r 15.3	r 45.3	r 49.2	r 24.5
Panama	283	r 13.0	0.3	r 0.1	r 0.0
Paraguay	288	28.3	r 0.0	r 4.7	r 19.5	r 30.5	r 27.9
Peru	293	16.7	r 2.5	r 3.0	r 3.5	r 3.9	r 3.5
St. Kitts and Nevis	361	2.1	r 0.0	0.0	r 0.0	r 0.0
St. Vincent & Grens.	364	0.1
Uruguay	298	5.8	r 1.7	57.8	r 25.4	r 30.8	r 4.5	r 52.8	r 77.4
Venezuela, Rep. Bol.	299	0.0	r 0.5	r 0.5	21.1	r 9.0	r 0.0	r 15.2	r 0.0
Other Countries n.i.e	910	251.7	161.0	59.3	39.4	22.0	2.1	0.1	0.3	0.7	1.4
Cuba	928	251.7	r 161.0	r 59.3	r 39.4	r 22.0	2.1	r 0.1	r 0.3	r 0.7	r 1.4
Countries & Areas n.s.	898	16.6	r 0.1	r 0.6	r 0.5	0.6	r 0.4	r 5.6	r 0.2	r 10.0	r 0.0
Memorandum Items													
Africa	605	1,201.7	273.9	139.0	237.3	326.5	399.5	942.2	168.1	386.1	268.1	186.3	149.8
Middle East	405	424.5	136.7	166.3	292.8	180.6	130.2	1,949.8	370.9	383.0	380.9	390.1	341.1
European Union	998	17,150.1	5,491.7	4,664.6	4,345.1	5,732.0	6,394.1	22,191.6	4,546.0	4,692.1	4,820.5	5,476.8	5,657.5

Algeria (612)

In Millions of U.S. Dollars

		Exports (FOB)						Imports (CIF)					
		2016	2017Q1	2017Q2	2017Q3	2017Q4	2018Q1	2016	2017Q1	2017Q2	2017Q3	2017Q4	2018Q1
Export earnings: fuel	080	83.6	15.1	381.7	352.1	44.5	15.9	1,988.7	585.9	504.4	482.2	636.8	556.8
Export earnings: nonfuel	092	29,225.0	8,678.5	7,715.1	7,742.8	9,442.3	10,108.0	44,734.7	11,013.7	10,801.5	10,145.8	10,563.1	9,993.0

American Samoa (859)

In Millions of U.S. Dollars

		Exports (FOB)						Imports (CIF)					
		2016	2017Q1	2017Q2	2017Q3	2017Q4	2018Q1	2016	2017Q1	2017Q2	2017Q3	2017Q4	2018Q1
IFS World	
World	001	46.7	10.3	8.0	9.6	8.6	22.9	238.1	33.9	43.8	38.3	41.0	37.9
Advanced Economies	110	25.2	5.9	3.8	3.5	4.0	2.3	121.5	21.5	31.6	28.2	32.4	30.0
Euro Area	163	5.9	2.1	0.0	0.4	0.0	0.1	2.0	0.2	0.8	0.8	1.1	0.9
Belgium	124	e 0.0	e 0.0	e 0.0	e 0.0	e 0.1	e 0.0	e 0.0
France	132	e 0.1	e 0.0	e 0.0	e 0.0	e 0.0	e 0.0	e 0.8	e 0.0	e 0.3	e 0.3
Germany	134	e 0.0	e 0.1	e 0.0	e 0.0	e 0.0
Italy	136	e 0.0	e 0.0	e 0.0	e 0.2	e 0.0	e 0.1	e 0.1	e 0.4	e 0.1
Netherlands	138	e 5.4	e 0.0	e 0.0	e 0.4	e 0.0	e 0.1	e 0.1	e 0.0	e 0.1	e 0.1	e 0.0	e 0.1
Portugal	182	e 0.4	e 2.1	e 0.0	e 0.0
Spain	184	e 0.0	e 0.0	e 0.0	e 0.0	e 0.0	e 0.7	e 0.1	e 0.7	e 0.4	e 0.4	e 0.7
Australia	193	e 10.1	e 2.8	e 2.5	e 2.0	e 2.9	e 1.5	e 8.0	e 2.9	e 1.8	e 1.6	e 1.9	e 1.5
Canada	156	e 0.9	e 0.1	e 0.1	e 0.2	e 0.2	e 0.3	e 1.1	e 0.4	e 0.3	e 0.4	e 0.3	e 0.6
China,P.R.: Hong Kong	532	e 0.0	e 0.0	e 0.0	e 0.0	e 0.0	e 0.0	e 1.7	e 0.1	e 0.0	e 0.1	e 0.1	e 0.1
Denmark	128	e 0.0	e 0.0	e 0.0	e 0.1	e 0.0	e 0.0	e 0.7	e 0.6	e 0.7	e 0.3	e 0.0
Japan	158	e 1.0	e 0.4	e 0.4	e 0.4	e 0.5	e 1.7	e 0.3	e 0.6	e 0.6	e 0.7	e 0.2
Korea, Republic of	542	e 3.7	e 0.3	e 0.5	e 0.0	e 0.0	e 0.0	e 13.0	e 0.8	e 8.0	e 1.3	e 4.6	e 1.7
New Zealand	196	e 1.2	e 0.2	e 0.3	e 0.1	e 0.2	e 0.1	e 33.5	e 3.3	e 3.9	e 4.7	e 4.6	e 4.3
Singapore	576	e 0.3	e 0.0	e 0.0	e 0.1	e 0.0	e 0.0	e 39.7	e 1.8	e 4.0	e 5.2	e 5.5	e 8.1
Switzerland	146	e 0.0	e 0.0	e 0.0	e 0.0	e 0.0	e 0.0	e 0.1
Taiwan Prov. of China	528	e 1.9	e 18.5	e 10.6	e 11.4	e 12.9	e 13.5	e 12.5
United Kingdom	112	e 0.1	e 0.0	e 0.1	e 0.0	e 0.0	e 0.0	e 1.6	e 0.4	e 0.0	e 0.2	e 0.0	e 0.1
Emerg. & Dev. Economies	200	21.6	4.4	4.2	6.1	4.6	20.6	116.6	12.4	12.1	10.2	8.6	8.0
Emerg. & Dev. Asia	505	8.6	0.7	1.5	3.6	2.2	17.5	48.3	7.0	8.4	8.8	7.2	7.2
Bangladesh	513	e 0.3
Fiji	819	e 0.0	e 0.0	e 0.0	e 0.0	e 0.0	e 0.0	e 13.3	e 2.5	e 2.9	e 3.5	e 2.6	e 3.5
F.T. French Polynesia	887	e 0.4	e 0.1	e 0.1	e 0.1	e 0.1	e 0.1
F.T. New Caledonia	839	e 0.4	e 0.1	e 0.1	e 0.1	e 0.1	e 0.1
India	534	e 0.0	e 0.0	e 0.0	e 0.2	e 0.1	e 0.0	e 0.0	e 0.1	e 0.1	e 0.1
Indonesia	536	e 2.0	e 0.3	e 0.8	e 3.2	e 1.8	e 11.3	e 1.3	e 0.2	e 0.5	e 0.3	e 0.2	e 0.2
Kiribati	826	e 0.1	e 0.0	e 0.0	e 0.0	e 0.0	e 0.0
Malaysia	548	e 0.3	e 0.0	e 0.0	e 0.0	e 0.0	e 0.0	e 14.3	e 1.1	e 1.1	e 1.1	e 1.1	e 1.1
Myanmar	518	e 3.8	e 0.1	e 0.1	e 0.1	e 0.1	e 0.1
Nepal	558	e 0.0	e 0.1
Philippines	566	e 0.5	e 0.0	e 5.9	e 2.7	e 0.1	e 0.1
Samoa	862	e 0.3	e 0.2	e 0.2	e 0.2	e 0.2	e 0.2	e 15.3	e 2.9	e 3.5	e 3.5	e 2.7	e 2.0
Sri Lanka	524	e 1.6	e 0.1	e 0.1	e 0.0	e 0.0	e 0.0	e 0.0
Tonga	866	e 0.0	e 0.0	e 0.0	e 0.0	e 0.0	e 0.0	e 0.3	e 0.1	e 0.0	e 0.0	e 0.1	e 0.1
Europe	170	0.3	0.0	0.0	0.0	0.0	0.0	1.7	0.1	0.1	0.5	0.2	0.2
Emerg. & Dev. Europe	903	0.1	0.0	0.0	0.0	0.0	0.0	1.7	0.1	0.1	0.0	0.1	0.2
Hungary	944	e 0.0	e 0.0	e 0.0	e 0.0	e 0.0	e 0.0	e 0.0	e 0.0	e 0.2
Romania	968	e 0.5	e 0.0	e 0.1	e 0.0
Turkey	186	e 0.1	e 0.0	e 0.0	e 0.0	e 0.0	e 0.0	e 1.2	e 0.1	e 0.0	e 0.0	e 0.1	e 0.0
CIS	901	0.1	0.0	0.0	0.0	0.0	0.0	0.5	0.1
Kazakhstan	916	e 0.1
Russian Federation	922	e 0.0	e 0.0	e 0.0	e 0.0	e 0.5	e 0.1
Mid East, N Africa, Pak	440	1.3	1.2	1.0	1.0	1.0	1.3	25.2	0.0	0.0	0.0	0.0	0.0
Bahrain, Kingdom of	419	e 0.1
Iran, I.R. of	429	e 0.7	e 0.2	e 0.2	e 0.2	e 0.2	e 0.2
Kuwait	443	e 0.0	e 0.7	e 0.8	e 0.7	e 0.8	e 0.7
Morocco	686	e 0.1	e 0.2
Oman	449	e 25.1
Pakistan	564	e 0.3	e 0.0	e 0.0	e 0.0	e 0.4	e 0.2
Tunisia	744	e 0.2	e 0.0	e 0.0	e 0.0	e 0.0	e 0.0
United Arab Emirates	466	e 0.0	e 0.0	e 0.1	e 0.0
Yemen, Republic of	474	e 0.1	e 0.0	e 0.0	e 0.0	e 0.0	e 0.0	e 0.0	e 0.0	e 0.0	e 0.0	e 0.0	e 0.0
Sub-Saharan Africa	603	8.7	1.5	1.3	1.2	1.1	1.1	39.1	5.3	3.6	0.8	0.7	0.5
Angola	614	e 0.6	e 0.2	e 0.2	e 0.2	e 0.2	e 0.1
Cameroon	622	e 0.0	e 0.0	e 0.1	e 0.1	e 0.1	e 0.1
Ghana	652	e 7.6	e 1.0	e 0.9	e 0.7	e 0.7	e 0.7

American Samoa (859)

In Millions of U.S. Dollars

		Exports (FOB)						Imports (CIF)					
		2016	2017Q1	2017Q2	2017Q3	2017Q4	2018Q1	2016	2017Q1	2017Q2	2017Q3	2017Q4	2018Q1
Kenya	664	e 0.1	e 0.0	e 0.0	e 0.0	e 37.8	e 5.3	e 3.6	e 0.8	e 0.7	e 0.5
Mauritius	684	e 0.0	e 0.2
Mozambique	688	e 0.0	e 0.1	e 0.1	e 0.1	e 0.1	e 0.1	e 0.1
South Africa	199	e 0.1	e 0.0	e 0.0	e 0.0	e 0.0	e 0.0	e 0.0
Tanzania	738	e 0.2	e 0.0	e 0.0	e 0.0	e 1.0
Western Hemisphere	205	2.6	1.0	0.4	0.3	0.3	0.7	2.2	0.0	0.0	0.5	0.1
Brazil	223	e 0.0	e 0.1	e 0.0	e 0.1
Colombia	233	e 2.2	e 0.5	e 0.3	e 0.1	e 0.0
Ecuador	248	e 0.1	e 0.0	e 0.1	e 0.1	e 0.4	e 0.4
Guatemala	258	e 0.3	e 0.5
Panama	283	e 1.0	e 0.0	e 0.4	e 0.1
Peru	293	e 0.0	e 0.0	e 0.2	e 0.3	e 0.8
Memorandum Items													
Africa	605	8.9	1.6	1.3	1.2	1.1	1.1	39.1	5.3	3.6	0.8	0.7	0.5
Middle East	405	0.8	1.0	1.0	1.0	1.0	0.9	25.1	0.0	0.0	0.0	0.0	0.0
European Union	998	6.1	2.1	0.1	0.5	0.0	0.2	4.9	1.2	1.6	1.4	1.2	1.2
Export earnings: fuel	080	3.8	1.7	1.5	1.5	1.3	1.5	25.5	0.0	0.0	0.5	0.1	0.0
Export earnings: nonfuel	092	42.9	8.6	6.5	8.1	7.3	21.4	212.7	33.9	43.8	37.9	41.0	37.9

Angola (614)

In Millions of U.S. Dollars

		Exports (FOB)						Imports (CIF)					
		2016	2017Q1	2017Q2	2017Q3	2017Q4	2018Q1	2016	2017Q1	2017Q2	2017Q3	2017Q4	2018Q1
IFS World		29,256.9	8,283.3	8,076.9	8,340.3	12,368.1	3,680.7	3,233.2	3,274.9
World	001	23,867.6	7,368.3	7,528.1	7,699.1	7,938.1	9,207.2	11,055.5	3,023.8	3,068.2	3,155.5	2,852.4	2,440.8
Advanced Economies	110	6,834.9	909.9	1,005.8	1,594.8	1,382.7	1,146.5	6,474.4	1,735.2	1,655.4	1,709.3	1,525.6	1,305.2
Euro Area	163	3,627.9	512.2	250.2	744.6	680.0	815.9	3,591.9	946.2	1,014.8	1,110.2	1,033.7	879.0
Austria	122	e 26.0	e 0.0	e 0.0	e 0.3	e 1.4	42.8	r 17.8	r 5.5	r 5.5	r 6.9	r 4.2
Belgium	124	26.2	r 2.2	r 4.4	r 9.0	r 8.8	r 9.9	688.0	r 102.5	r 141.5	r 99.1	r 123.4	r 110.6
Cyprus	423	0.0	r 0.0	r 0.0	0.1	r 0.1	r 0.0	r 0.0	r 0.0
Estonia	939	5.8	r 11.1	r 0.1	r 0.1	r 0.1	r 0.1
Finland	172	0.0	r 0.0	r 0.0	r 0.0	r 0.0	3.1	r 0.6	r 2.1	r 1.0	r 0.2	r 24.1
France	132	1,033.3	r 77.4	r 121.4	r 2.0	r 170.8	r 160.5	233.3	r 59.7	r 58.5	r 100.6	r 91.3	r 100.6
Germany	134	171.6	r 28.1	r 44.0	r 69.0	r 40.9	r 19.7
Greece	174	e 0.0	e 0.1	e 0.1	e 0.0	e 0.0	e 0.2	2.3	r 0.3	r 0.4	r 0.3	r 0.3	r 0.3
Ireland	178	17.6	r 6.1	r 5.9	r 5.4	r 7.9	r 3.0
Italy	136	520.6	r 77.6	r 3.2	r 233.3	r 141.7	r 193.4	237.5	r 63.4	r 135.6	r 89.6	r 46.4	r 66.3
Latvia	941	14.3	r 3.9	r 5.9	r 4.4	r 1.8	r 1.3
Lithuania	946	e 0.0	e 0.2	e 0.0	e 0.0	34.3	r 5.3	r 3.8	r 4.4	r 31.9	r 4.9
Luxembourg	137	e 0.0	e 0.0	1.6	r 0.7	r 3.1	r 2.4	r 0.5	r 0.7
Malta	181	e 0.4	e 0.0	1.9	r 1.7	r 1.1	r 2.2	r 1.3	r 0.6
Netherlands	138	306.5	r 0.5	r 1.7	r 0.6	r 2.0	r 5.1	224.1	r 62.4	r 42.2	r 57.7	r 57.0	r 55.6
Portugal	182	827.9	r 60.4	r 52.2	r 54.9	r 119.5	r 137.7	1,732.7	r 506.9	r 499.7	r 559.5	r 587.5	r 459.3
Slovak Republic	936	e 0.0	3.9	r 0.0	r 1.2	r 0.1	r 0.0	r 0.2
Slovenia	961	0.0	r 0.0	r 0.0	r 0.0	r 0.0	1.1	r 0.0	r 1.2	r 0.2	r 0.1	r 0.2
Spain	184	886.9	r 294.0	r 67.1	r 444.8	r 236.9	r 307.7	175.9	r 75.4	r 62.8	r 108.8	r 36.1	r 27.3
Australia	193	8.5	r 0.3	r 0.0	r 0.1	r 0.0	r 0.0	4.5	r 2.0	r 1.6	r 4.4	r 1.9	r 26.8
Canada	156	5.5	r 52.1	r 106.6	r 98.2	r 0.6	r 0.1	49.4	r 24.4	r 15.2	r 16.2	r 24.0	r 13.6
China,P.R.: Hong Kong	532	3.8	r 1.5	r 150.6	r 63.5	r 129.0	r 17.1	100.9	r 25.9	r 19.5	r 11.8	r 19.9	r 9.5
China,P.R.: Macao	546	0.5	r 0.1	r 0.1	r 0.1	r 0.1	r 0.1
Czech Republic	935	e 1.0	e 1.0	e 0.0	e 0.0	0.4	r 0.1	r 0.1	r 0.0	r 0.0	r 0.0
Denmark	128	42.2	r 0.1	r 0.1	r 0.0	r 0.1	20.8	r 4.0	r 3.4	r 3.2	r 4.0	r 6.1
Israel	436	50.3	r 11.2	r 10.9	r 10.6	r 10.3	r 10.1	34.5	r 9.5	r 9.7	r 9.9	r 10.1	r 10.2
Japan	158	11.2	r 13.0	r 33.5	r 79.1	r 19.6	r 0.0	62.5	r 14.8	r 16.6	r 17.1	r 11.0	r 8.7
Korea, Republic of	542	83.0	r 26.4	r 35.7	r 21.2	r 17.2	r 25.6	328.9	r 169.9	r 43.7	r 10.6	r 25.4	r 33.3
New Zealand	196	e 0.0	12.3	r 11.6	r 8.4	r 5.4	r 6.6	r 1.5
Norway	142	255.5	r 41.2	r 29.4	r 18.7	r 19.6	r 5.9
Singapore	576	80.1	r 36.6	r 0.1	r 7.6	r 60.4	r 37.1	140.3	r 58.6	r 28.5	r 39.4	r 34.4	r 43.6
Sweden	144	11.4	r 2.9	r 3.9	r 2.7	r 3.8	r 2.6
Switzerland	146	102.1	r 25.5	r 25.6	r 25.5	r 25.5	r 25.5	7.7	r 1.0	r 0.6	r 0.3	r 1.1	r 0.5
Taiwan Prov.of China	528	e 1,158.1	e 50.4	e 52.6	e 53.8	e 58.0	e 54.6	e 9.3	e 65.0	e 70.0	e 78.7	e 82.6	e 76.6
United Kingdom	112	333.1	r 9.1	r 52.4	r 4.3	r 54.6	r 24.8	472.6	r 244.0	r 80.4	r 76.6	r 83.8	r 66.0
United States	111	1,328.2	r 170.6	r 287.5	r 486.2	r 327.4	r 135.6	1,371.0	r 114.2	r 309.4	r 303.9	r 163.5	r 121.1
Emerg. & Dev. Economies	200	17,032.6	6,458.5	6,522.3	6,104.3	6,555.4	8,060.6	4,534.9	1,274.8	1,400.7	1,433.9	1,314.7	1,125.5
Emerg. & Dev. Asia	505	14,732.4	5,724.2	5,845.9	5,442.3	5,751.9	7,237.8	1,956.0	535.6	639.7	660.1	646.6	528.6
American Samoa	859	0.7	r 0.2	r 0.2	r 0.2	r 0.2	r 0.1
Bangladesh	513	e 0.0	e 0.0	e 0.1	3.4	r 0.9	r 0.9	r 0.9	r 0.9	r 0.9
Cambodia	522	e 0.0	e 0.0	e 0.0	e 0.0	e 0.0	e 0.0	0.2	r 0.0	r 0.0	r 0.0	r 0.0	r 0.0
China,P.R.: Mainland	924	12,657.3	r 4,747.6	r 5,168.7	r 4,386.6	r 4,238.2	r 5,868.0	1,334.7	r 298.2	r 460.2	r 422.5	r 446.6	r 333.3
F.T. New Caledonia	839	0.2	r 0.1	r 0.1	r 0.1	r 0.1	r 0.1
India	534	1,795.5	r 880.3	r 635.7	r 951.8	r 1,298.7	r 1,124.2	177.3	r 61.4	r 66.2	r 79.5	r 64.4	r 58.7
Indonesia	536	208.1	r 63.8	r 0.0	r 77.5	r 193.5	r 163.6	82.7	r 26.2	r 24.3	r 38.2	r 32.6	r 27.1
Lao People's Dem.Rep	544	0.1	r 0.0	r 0.0	r 0.0	r 0.0	r 0.0
Malaysia	548	11.8	r 2.8	r 3.0	r 2.8	r 2.8	r 2.8	91.3	r 49.0	r 32.2	r 36.2	r 36.6	r 31.1
Marshall Islands	867	9.4	r 2.7	r 2.6	r 2.7	r 2.8	r 3.2	0.1	r 0.0	r 0.0	r 0.0	r 0.0	r 0.0
Myanmar	518	e 2.1	e 1.7	e 1.8	e 2.1	e 2.1	0.0	r 0.0	r 0.0	r 0.0	r 0.0	r 0.0
Papua New Guinea	853	3.0	r 0.9	r 0.8	r 0.8	r 0.8	r 0.6
Philippines	566	e 0.1	e 0.0	e 4.1	e 0.7	e 4.6	0.0	r 0.1	r 0.1	r 0.1	r 0.0	r 0.1
Sri Lanka	524	e 0.0	e 0.1	4.5	r 1.3	r 0.1	r 0.7	r 1.0	r 1.0
Thailand	578	47.7	r 24.1	r 29.5	r 18.3	r 12.3	r 68.3	215.8	r 83.9	r 42.7	r 68.6	r 51.2	r 65.4
Timor-Leste	537	0.4	r 0.1	r 0.1	r 0.1	r 0.1	r 0.1
Vietnam	582	2.5	r 0.7	r 0.7	r 0.7	r 0.7	r 0.9	34.1	r 10.8	r 9.7	r 10.0	r 10.0	r 8.4
Asia n.s.	598	7.7	r 2.4	r 2.1	r 2.2	r 2.1	r 1.8

Angola (614)

In Millions of U.S. Dollars

		Exports (FOB)						Imports (CIF)					
		2016	2017Q1	2017Q2	2017Q3	2017Q4	2018Q1	2016	2017Q1	2017Q2	2017Q3	2017Q4	2018Q1
Europe	170	12.0	0.7	0.8	0.6	2.1	0.7	269.1	72.1	107.1	69.6	81.7	67.8
Emerg. & Dev. Europe	903	11.4	0.7	0.7	0.6	0.7	0.6	187.7	62.8	98.0	59.8	73.5	63.2
Albania	914	0.3	r 0.1	r 0.1	r 0.1	r 0.1	r 0.1
Bosnia and Herzegovina	963	e 0.0	e 0.0	1.6	r 0.5	r 0.1	r 0.0	r 0.0	r 0.0
Bulgaria	918	e 0.0	e 0.0	e 0.0	e 0.0	1.7	r 0.3	r 0.6	r 0.5	r 0.3	r 0.3
Croatia	960	e 0.0	0.2	r 0.1	r 0.1	r 0.2	r 0.1	r 0.1
Gibraltar	823	0.3	r 0.1	r 0.1	r 0.1	r 0.1	r 0.1
Hungary	944	e 0.0	e 0.0	e 0.0	3.2	r 0.5	r 48.0	r 0.9	r 0.4	r 0.5
Montenegro	943	0.2	r 0.0	r 0.1	r 0.0	r 0.0	r 0.0
Poland	964	12.2	r 5.0	r 2.7	r 2.3	r 2.3	r 2.1
Romania	968	0.1	r 0.0	r 0.0	r 0.0	r 0.0	0.9	r 0.2	r 0.1	r 0.3	r 1.0	r 0.1
Serbia, Republic of	942	e 0.0	e 0.0	e 0.0	0.1	r 0.0	r 0.2	r 0.1	r 0.1	r 0.0
Turkey	186	11.3	r 0.7	r 0.7	r 0.6	r 0.7	r 0.6	166.9	r 56.0	r 45.9	r 55.2	r 69.1	r 59.9
CIS	901	0.6	0.0	0.0	0.0	1.3	0.1	81.4	9.3	9.1	9.9	8.3	4.6
Armenia	911	e 0.0	e 1.3	e 0.1	0.0	r 0.0	r 0.0	r 0.0	r 0.0	r 0.0
Azerbaijan, Rep. of	912	e 0.0	e 0.0	e 0.0	e 0.0	0.2	r 0.0	r 0.0	r 0.0	r 0.0	r 0.0
Belarus	913	0.5	r 0.3	r 0.2	r 0.2	r 0.1	r 0.0
Georgia	915	2.0	r 1.5	r 1.9	r 1.6	r 1.2	r 1.5
Kazakhstan	916	e 0.3	0.1	r 0.0	r 0.0	r 0.1	r 0.0	r 0.0
Kyrgyz Republic	917	0.2	r 0.0	r 0.0	r 0.0	r 0.0	r 0.0
Russian Federation	922	70.5	r 3.4	r 4.6	r 3.3	r 3.6	r 0.7
Ukraine	926	e 0.3	e 0.0	e 0.0	7.9	r 4.0	r 2.4	r 4.7	r 3.3	r 2.2
Mid East, N Africa, Pak	440	533.1	175.3	215.7	295.3	284.7	405.5	528.4	193.7	179.1	184.5	180.0	155.9
Afghanistan, I.R. of	512	0.2	r 0.1	r 0.1	r 0.1	r 0.1	r 0.0
Algeria	612	e 0.6	e 0.0	e 0.0	e 0.1	e 0.0	e 0.0	8.0	r 0.3	r 0.3	r 0.3	r 0.3	r 0.3
Bahrain, Kingdom of	419	e 0.0	e 0.0	e 0.0	0.5	r 0.1	r 0.1	r 0.1	r 0.1	r 0.1
Djibouti	611	0.1	r 0.0	r 0.0	r 0.0	r 0.0	r 0.0
Egypt	469	33.0	r 8.9	r 7.6	r 7.5	r 7.3	r 6.0
Iraq	433	1.7	r 0.5	r 0.4	r 0.5	r 0.4	r 0.4
Jordan	439	e 0.0	e 0.0	e 25.2	0.6	r 0.4	r 0.2	r 1.4	r 0.0
Kuwait	443	e 0.1	e 0.0	e 0.0	e 0.0	e 0.0	e 0.0	1.3	r 0.4	r 0.3	r 0.3	r 0.3	r 0.3
Lebanon	446	1.2	r 0.3	r 0.1	r 0.1	r 0.0	r 0.0	17.3	r 2.5	r 3.9	r 4.0	r 5.1	r 5.5
Mauritania	682	e 1.0	e 0.1	e 0.1	e 0.0	e 0.0	e 0.0	48.9	r 13.0	r 11.0	r 10.9	r 10.5	r 8.5
Morocco	686	0.0	r 0.0	r 0.0	r 0.7	r 0.6	r 0.9	22.9	r 6.7	r 15.7	r 8.3	r 12.7	r 16.5
Oman	449	34.4	r 26.7	r 29.5	r 28.7	r 27.4	r 22.1
Pakistan	564	e 2.9	e 0.0	e 0.0	e 0.0	e 51.8	30.0	r 18.7	r 8.1	r 16.3	r 7.6	r 4.9
Qatar	453	5.3	r 4.4	r 1.5	r 1.2	r 1.8	r 1.0
Saudi Arabia	456	e 0.5	e 0.7	e 0.0	e 0.0	e 0.0	e 0.0	15.8	r 5.0	r 2.5	r 2.4	r 1.5	r 2.0
Sudan	732	e 0.0	0.7	r 0.2	r 0.2	r 0.2	r 0.2	r 0.2
Syrian Arab Republic	463	e 0.0	e 0.0	e 0.0	e 0.0	e 0.0	e 0.0	0.1	r 0.1	r 0.0	r 0.1	r 0.1	r 0.0
Tunisia	744	e 0.7	e 0.0	e 0.0	12.5	r 0.9	r 1.3	r 2.6	r 0.7	r 0.6
United Arab Emirates	466	526.1	r 174.1	r 215.5	r 294.3	r 258.8	r 352.7	295.1	r 104.8	r 96.4	r 101.1	r 102.5	r 87.5
Sub-Saharan Africa	603	1,285.3	360.6	329.2	244.2	394.5	290.3	883.7	236.5	246.6	228.7	198.7	184.8
Benin	638	0.5	r 0.2	r 0.1	r 0.1	r 0.1	r 0.1
Botswana	616	e 0.1	e 0.1	0.6	r 0.1	r 0.1	r 0.1	r 0.1	r 0.3
Burkina Faso	748	e 8.6	e 2.6	e 2.9	e 2.8	e 2.8	e 2.8	0.0	r 0.0	r 0.0	r 0.0	r 0.0	r 0.0
Cameroon	622	0.7	r 0.2	r 0.2	r 0.2	r 0.2	r 0.1
Congo, Dem. Rep. of	636	0.5	r 0.1	r 0.1	r 0.1	r 0.1	r 0.2	4.4	r 1.3	r 1.2	r 1.2	r 1.2	r 1.0
Congo, Republic of	634	6.6	r 1.9	r 1.7	r 1.7	r 1.7	r 1.4
Côte d'Ivoire	662	3.7	r 0.9	r 0.7	r 0.7	r 0.7	r 0.5
Ethiopia	644	e 0.0	e 0.0	e 0.0	e 0.0	e 0.0	e 0.0	0.3	r 0.1	r 0.1	r 0.1	r 0.1	r 0.1
Gabon	646	e 2.4	e 0.7	e 0.6	e 0.6	e 0.6	e 0.5	1.6	r 0.5	r 0.4	r 0.4	r 0.4	r 0.3
Ghana	652	1.1	r 0.3	r 0.3	r 0.3	r 0.3	r 0.4	3.8	r 1.4	r 1.3	r 1.4	r 1.4	r 1.2
Guinea-Bissau	654	2.0	r 0.6	r 0.5	r 0.5	r 0.5	r 0.4
Kenya	664	e 0.6	e 0.3	e 1.2	e 0.0	7.4	r 1.8	r 1.7	r 1.7	r 1.9	r 2.2
Liberia	668	0.8	r 0.2	r 0.1	r 0.1	r 0.1	r 0.1
Madagascar	674	0.1	r 0.0	r 0.0	r 0.0	r 0.0	r 0.0
Mali	678	e 0.0	e 0.0	e 0.0	e 0.0	e 0.0	e 0.0	0.1	r 0.0	r 0.0	r 0.0	r 0.0	r 0.0
Mauritius	684	e 0.1	e 0.1	e 0.0	e 0.0	0.8	r 0.1	r 0.3	r 0.2
Mozambique	688	e 1.0	e 0.4	e 0.4	e 0.4	e 0.5	e 0.4	2.1	r 0.5	r 0.5	r 0.4	r 0.4	r 0.3

Angola (614)

In Millions of U.S. Dollars

		Exports (FOB)						Imports (CIF)					
		2016	2017Q1	2017Q2	2017Q3	2017Q4	2018Q1	2016	2017Q1	2017Q2	2017Q3	2017Q4	2018Q1
Namibia	728	1.9	r 0.5	r 0.5	r 0.5	r 0.6	r 0.7	66.2	r 22.4	r 20.4	r 21.2	r 21.4	r 18.1
Nigeria	694	e 6.4	e 1.4	e 1.5	e 1.4	e 1.4	e 1.5	1.4	r 0.4	r 0.4	r 0.4	r 0.4	r 0.3
Rwanda	714	e 0.0	e 0.0	e 1.5	e 0.0	r 0.0
São Tomé & Príncipe	716	19.3	r 5.3	r 5.1	r 5.3	r 5.4	r 6.2	0.2	r 0.1	r 0.0	r 0.0	r 0.0	r 0.0
Senegal	722	e 1.4	e 0.0	e 0.1	e 0.1	0.3	r 0.1	r 1.4	r 0.4	r 0.3	r 0.5
Seychelles	718	0.0	r 0.0	r 0.0	r 0.0	r 0.0	r 0.0	0.3	r 0.1	r 0.1	r 0.1	r 0.1	r 0.1
Sierra Leone	724	e 0.0	e 0.3	e 0.3	e 0.3	e 0.3	e 0.3	0.0	r 0.0	r 0.0	r 0.0	r 0.0	r 0.0
South Africa	199	1,240.5	r 348.9	r 317.0	r 229.5	r 382.5	r 277.2	742.4	r 193.5	r 205.9	r 188.3	r 157.5	r 146.1
Swaziland	734	7.9	r 2.4	r 2.1	r 2.1	r 2.1	r 1.7
Tanzania	738	e 0.0	e 0.0	e 0.0	e 0.0	e 0.0	0.1	r 0.0	r 0.0	r 0.0	r 0.0	r 0.0
Togo	742	27.4	r 6.8	r 6.8	r 6.9	r 7.0	r 7.2
Uganda	746	0.1	r 0.0	r 0.0	r 0.0	r 0.0	r 0.0
Zambia	754	e 1.4	e 0.1	e 0.2	e 0.0	e 0.0	0.4	r 0.4	r 0.2	r 0.2	r 0.5	r 2.2
Zimbabwe	698	e 0.0	e 0.0	e 0.0	e 0.0	e 0.0	e 0.0	1.4	r 0.3	r 0.3	r 0.2	r 0.2	r 0.2
Western Hemisphere	205	469.8	197.6	130.7	121.9	122.1	126.2	897.7	236.9	228.1	291.0	207.7	188.4
Antigua and Barbuda	311	e 0.0	e 0.0	e 0.0	e 0.0	e 0.0	5.1	r 1.5	r 1.3	r 1.4	r 1.3	r 1.1
Argentina	213	e 0.1	e 6.3	e 0.0	e 0.0	97.8	r 31.0	r 21.6	r 25.9	r 32.9	r 25.5
Bahamas, The	313	0.2	r 0.0	r 0.0	r 0.0	r 0.0	r 0.0
Bolivia	218	e 0.0	e 0.0	e 0.0	e 0.0	0.2	r 0.0	r 0.0	r 0.0	r 0.0	r 0.0
Brazil	223	600.2	r 175.0	r 180.2	r 235.8	r 151.2	r 140.0
Chile	228	2.5	r 2.1	r 4.4	r 1.8	r 1.1	r 1.8	4.1	r 0.4	r 1.5	r 3.8	r 0.7	r 2.6
Colombia	233	2.3	r 1.1	r 0.1	r 0.0	r 0.4	r 0.3
Curacao	354	73.0	r 20.7	r 20.1	r 20.8	r 21.5	r 25.0	0.2	r 0.0	r 0.0	r 0.0	r 0.0	r 0.0
Dominican Republic	243	e 1.2	e 1.6	e 1.6	e 1.6	e 1.9	e 1.8	0.0	r 0.0	r 0.0	r 0.0	r 0.0	r 0.0
Ecuador	248	1.2	r 0.1	r 0.3	r 0.2	r 0.1	r 0.1
Guatemala	258	16.7	r 0.0	r 0.0	r 0.0	r 0.0	r 0.0
Guyana	336	0.4	r 0.1	r 0.1	r 0.1	r 0.1	r 0.1
Honduras	268	e 0.0	0.1	r 0.0	r 0.0	r 0.0	r 0.0	r 0.0
Mexico	273	101.9	r 8.7	r 5.9	r 4.4	r 2.4	r 2.0
Nicaragua	278	0.2	r 0.1	r 0.1	r 0.1	r 0.1	r 0.1
Panama	283	388.9	r 97.2	r 97.2	r 97.2	r 97.2	r 97.2	46.8	r 11.7	r 11.7	r 11.7	r 11.7	r 11.7
Paraguay	288	12.2	r 3.4	r 2.9	r 2.9	r 2.8	r 2.3
Peru	293	2.7	r 75.7	r 0.6	r 0.0	r 0.0	r 0.0	0.3	r 0.2	r 0.2	r 0.1	r 0.0	r 0.0
St. Kitts and Nevis	361	0.2	r 0.1	r 0.0	r 0.0	r 0.0	r 0.0
St. Vincent & Grens.	364	0.1	r 0.0	r 0.0	r 0.0	r 0.0	r 0.0
Suriname	366	e 0.0	0.2	r 0.1	r 0.1	r 0.1	r 0.1	r 0.1
Trinidad and Tobago	369	e 1.4	e 0.3	e 0.3	e 0.3	e 0.3	e 0.3	0.0	r 0.0	r 0.0	r 0.0	r 0.0	r 0.0
Uruguay	298	0.0	r 0.0	4.1	r 2.4	r 1.2	r 3.6	r 2.7	r 1.6
Western Hem. n.s.	399	3.1	r 0.9	r 0.8	r 0.8	r 0.8	r 0.7
Other Countries n.i.e	910	0.0	0.0	0.0	0.0	0.0	0.0	46.2	13.7	12.1	12.2	12.1	10.1
Cuba	928	e 0.0	e 0.0	e 0.0	e 0.0	e 0.0	e 0.0	14.1	r 4.2	r 3.7	r 3.7	r 3.7	r 3.1
Korea, Dem. People's Rep.	954	32.0	r 9.5	r 8.4	r 8.5	r 8.4	r 7.0
Countries & Areas n.s.	898	0.1	r 0.0	r 0.0	r 0.0	r 0.0	r 0.0
Memorandum Items													
Africa	605	1,287.6	360.8	329.3	245.0	395.2	291.3	976.8	257.6	275.1	250.9	223.0	210.9
Middle East	405	527.9	175.2	215.7	294.5	284.0	352.7	405.1	153.8	142.5	145.9	148.0	124.9
European Union	998	4,004.2	522.3	302.7	749.0	734.6	840.8	4,115.4	1,203.3	1,154.1	1,197.0	1,129.4	956.9
Export earnings: fuel	080	537.9	177.2	217.9	296.8	261.2	355.0	446.6	149.9	138.7	140.9	141.2	117.0
Export earnings: nonfuel	092	23,329.7	7,191.1	7,310.1	7,402.3	7,676.9	8,852.2	10,608.9	2,873.9	2,929.5	3,014.6	2,711.2	2,323.9

Anguilla (312)

In Millions of U.S. Dollars

		Exports (FOB)						Imports (CIF)					
		2016	2017Q1	2017Q2	2017Q3	2017Q4	2018Q1	2016	2017Q1	2017Q2	2017Q3	2017Q4	2018Q1
IFS World		7.2	1.0	1.0	0.6	0.4	193.3	51.2	50.0	47.1	34.3
World	001	30.1	7.1	4.8	4.6	4.8	4.9	260.8	66.0	84.8	74.8	86.8	84.3
Advanced Economies	110	3.3	1.1	2.3	2.8	2.7	3.0	201.0	50.0	68.9	59.6	73.5	74.9
Euro Area	163	0.2	0.2	1.2	0.1	0.1	0.1	13.8	3.1	18.0	4.3	2.8	2.9
Belgium	124	e 0.1	0.4	r 0.1	r 0.1	r 1.2	r 0.1	r 0.0
France	132	0.2	r 0.1	r 0.0	r 0.1	r 0.1	r 0.0	7.4	r 1.8	r 16.9	r 2.1	r 1.6	r 1.5
Germany	134	0.6	r 0.0	r 0.1	r 0.0	r 0.0
Greece	174	e 1.2
Ireland	178	r 0.0	0.1
Italy	136	0.0	r 0.0	r 0.0	r 0.0	r 0.0	r 0.0	3.6	r 0.8	r 0.7	r 0.7	r 0.7	r 1.2
Latvia	941	e 0.0	e 0.0	e 0.0	e 0.1
Netherlands	138	r 0.0	r 0.0	r 0.0	r 0.0	r 0.0	1.7	r 0.4	r 0.1	r 0.3	r 0.2	r 0.1
Slovak Republic	936	e 0.1	e 0.0
Spain	184	0.0	r 0.0	r 0.0	0.1	r 0.0	r 0.0	r 0.0	r 0.0	r 0.0
Australia	193	0.0	r 0.2	r 0.0	r 0.1	0.0	r 0.0	r 0.0	r 0.0	r 0.0	r 0.0
Canada	156	0.1	r 0.0	r 0.0	r 0.1	r 0.0	r 0.0	6.0	r 1.7	r 1.5	r 1.6	r 2.1	r 2.7
China,P.R.: Hong Kong	532	0.1	r 0.0	r 0.0	r 0.0	r 0.0	r 0.0
Czech Republic	935	0.0	r 0.0	r 0.1	r 0.1	r 0.0	r 0.1
Israel	436	0.1	r 0.0	r 0.0	r 0.0	r 0.0	r 0.0	0.5	r 0.1	r 0.1	r 0.1	r 0.1	r 0.1
Japan	158	0.0	r 0.0	r 0.0	r 0.0	r 0.0	r 0.0	4.1	r 1.6	r 1.8	r 1.6	r 1.6	r 1.8
Korea, Republic of	542	0.0	r 0.0	r 0.1	r 0.1	0.3	r 0.1	r 0.1	r 0.1	r 0.1	r 0.1
New Zealand	196	e 0.1	e 0.0	e 0.0	e 0.0	e 0.0	e 0.0
Singapore	576	e 0.0	e 0.0	e 0.0	e 1.0	e 0.0
Sweden	144	e 0.0	e 0.0	e 0.0	e 0.2	e 0.0	e 0.0	0.1	r 0.0	r 0.0	r 0.0	r 0.1	r 0.0
Switzerland	146	0.0	r 0.0	r 0.0	r 0.0	r 0.0	r 0.0	0.0	r 0.0	r 0.0	r 0.0	r 0.0	r 0.2
Taiwan Prov.of China	528	e 0.1	e 0.0
United Kingdom	112	0.1	r 0.0	r 0.0	r 0.2	r 0.0	r 0.1	2.9	r 0.1	r 0.2	r 0.2	r 0.4	r 0.3
United States	111	2.7	r 0.9	r 1.0	r 1.9	r 1.5	r 2.5	173.1	r 43.4	r 47.2	r 51.6	r 66.3	r 66.6
Emerg. & Dev. Economies	200	26.8	5.9	2.5	1.7	2.1	1.8	59.8	16.0	15.9	15.2	13.3	9.4
Emerg. & Dev. Asia	505	0.7	0.1	0.1	0.2	0.4	0.2	1.9	0.5	0.4	0.4	0.8	0.6
Brunei Darussalam	516	0.3	r 0.1	r 0.1	r 0.1	r 0.1	r 0.1
China,P.R.: Mainland	924	0.0	r 0.0	r 0.0	r 0.0	r 0.0	r 0.0	1.2	r 0.3	r 0.3	r 0.3	r 0.3	r 0.3
India	534	r 0.1	r 0.1	0.1	r 0.0	r 0.0	r 0.0	r 0.4	r 0.1
Indonesia	536	0.1	r 0.0	r 0.0	r 0.0	r 0.1	r 0.0	0.2	r 0.0	r 0.0	r 0.0	r 0.0	r 0.0
Myanmar	518	e 0.1	e 0.1	e 0.1	e 0.1	e 0.1	e 0.0
Palau	565	e 0.3	e 0.0	e 0.0	e 0.1	e 0.1	e 0.0
Philippines	566	e 0.0	e 0.0	e 0.0	e 0.0	e 0.0	e 0.0	0.0	r 0.1	r 0.0	r 0.0	r 0.0	r 0.0
Sri Lanka	524	e 0.3	e 0.0	e 0.0	e 0.0	e 0.0	0.0	r 0.0	r 0.0	r 0.0	r 0.0	r 0.0
Europe	170	0.5	0.1	0.1	0.1	0.3	0.1	1.1	0.2	0.2	0.3	0.3	0.3
Emerg. & Dev. Europe	903	0.0	0.0	0.0	0.0	0.0	0.0	1.1	0.2	0.2	0.3	0.3	0.3
Turkey	186	0.0	r 0.0	r 0.0	r 0.0	1.1	r 0.2	r 0.2	r 0.3	r 0.3	r 0.2
CIS	901	0.5	0.1	0.1	0.1	0.3	0.1	0.0	0.0	0.0	0.0	0.0	0.0
Armenia	911	e 0.1	e 0.1	e 0.1	e 0.0	e 0.0	e 0.1
Azerbaijan, Rep. of	912	e 0.0	e 0.0	e 0.0	e 0.1
Kyrgyz Republic	917	e 0.1	e 0.0	e 0.0	e 0.0	e 0.0	e 0.0
Tajikistan	923	e 0.3	e 0.0	e 0.1	e 0.1	e 0.1	e 0.0
Mid East, N Africa, Pak	440	0.4	0.0	0.0	0.1	0.0	0.0	0.2	0.0	0.0	0.1	0.0	0.0
Bahrain, Kingdom of	419	e 0.0	e 0.0	e 0.0	0.1	r 0.0	r 0.0	r 0.0	r 0.0	r 0.0
Mauritania	682	e 0.2	e 0.0
United Arab Emirates	466	e 0.1	e 0.0	e 0.0	e 0.0	e 0.0
Yemen, Republic of	474	e 0.1	e 0.0	e 0.0	e 0.0	e 0.0	e 0.0	0.0	r 0.0	r 0.0	r 0.0	r 0.0	r 0.0
Sub-Saharan Africa	603	0.1	0.1	0.1	0.1	0.1	0.1	1.3	0.3	0.3	0.3	0.3	0.3
Botswana	616	0.9	r 0.2	r 0.2	r 0.2	r 0.2	r 0.2
Cameroon	622	e 0.1	e 0.1	e 0.1	e 0.1	e 0.1
Nigeria	694	e 0.1	e 0.0
Africa n.s.	799	0.5	r 0.1	r 0.1	r 0.1	r 0.1	r 0.1
Western Hemisphere	205	25.1	5.6	2.2	1.3	1.3	1.3	55.3	14.9	14.8	14.2	11.8	8.3
Antigua and Barbuda	311	0.0	r 0.0	r 0.0	r 0.0	r 0.0	r 0.0	0.3	r 0.1	r 0.1	r 0.1	r 0.1	r 0.0
Barbados	316	0.0	r 0.0	r 0.0	r 0.0	r 0.0	r 0.0	1.7	r 0.8	r 1.0	r 1.0	r 1.1	r 0.9
Belize	339	0.1	r 0.0	r 0.0	r 0.0	r 0.0	r 0.0

Anguilla (312)

In Millions of U.S. Dollars

		Exports (FOB)						Imports (CIF)					
		2016	2017Q1	2017Q2	2017Q3	2017Q4	2018Q1	2016	2017Q1	2017Q2	2017Q3	2017Q4	2018Q1
Brazil	223	0.0	r 0.0	r 0.1	r 0.0	r 0.0	0.6	r 0.2	r 0.3	r 0.3	r 0.6	r 0.2
Chile	228	e 0.0	e 0.0	e 0.0	e 0.0	e 0.0	e 0.0	0.1	r 0.0	r 0.0	r 0.0	r 0.0	r 0.0
Dominica	321	0.3	r 0.1	r 0.1	r 0.1	r 0.1	r 0.0
Dominican Republic	243	0.0	r 0.0	r 0.0	r 0.0	r 0.0	r 0.0	2.9	r 0.8	r 0.8	r 0.7	r 0.5	r 0.3
El Salvador	253	0.1	r 0.0	r 0.0	r 0.0	r 0.0	r 0.0
Guatemala	258	0.1	r 0.0
Guyana	336	4.4	r 1.1	r 1.1	r 1.1	r 1.1	r 1.1	5.4	r 1.4	r 1.4	r 1.4	r 1.5	r 1.4
Jamaica	343	0.7	r 0.2	r 0.2	r 0.2	r 0.1	r 0.1
Mexico	273	0.0	r 0.0	1.8	r 0.4	r 0.4	r 0.4	r 0.5	r 0.5
Montserrat	351	0.3	r 0.1	r 0.1	r 0.1	r 0.0	r 0.0
Netherlands Antilles	353	2.6	r 0.4	r 0.4	r 0.2	r 0.1	r 0.2	14.5	r 3.9	r 3.8	r 3.5	r 2.6	r 1.7
Panama	283	0.2	r 0.1	r 0.1	r 0.1	r 0.1	r 0.1
Peru	293	0.1	r 0.0	r 0.0	r 0.0	r 0.0	r 0.0
St. Kitts and Nevis	361	0.0	r 0.0	r 0.0	r 0.0	r 0.0	r 0.0	0.3	r 0.1	r 0.1	r 0.1	r 0.1	r 0.0
St. Vincent & Grens.	364	0.0	r 0.0	r 0.0	r 0.0	r 0.0	r 0.0	0.2	r 0.1	r 0.1	r 0.1	r 0.0	r 0.0
Trinidad and Tobago	369	0.0	r 0.0	r 0.0	r 0.0	r 0.0	r 0.0	25.0	r 6.6	r 6.5	r 6.1	r 4.4	r 2.9
Uruguay	298	e 18.1	e 4.1	e 0.6	e 0.0	e 0.0	0.0	r 0.0	r 0.0	r 0.0	r 0.0	r 0.0
Western Hem. n.s.	399	0.3	r 0.1	r 0.1	r 0.1	r 0.1	r 0.0
Memorandum Items													
Africa	605	0.3	0.1	0.1	0.1	0.1	0.1	1.4	0.4	0.4	0.4	0.3	0.3
Middle East	405	0.2	0.0	0.0	0.1	0.0	0.0	0.1	0.0	0.0	0.0	0.0	0.0
European Union	998	0.3	0.2	1.2	0.5	0.1	0.1	16.9	3.2	18.2	4.6	3.3	3.3
Export earnings: fuel	080	0.4	0.0	0.0	0.1	0.2	0.1	25.5	6.7	6.6	6.2	4.6	3.0
Export earnings: nonfuel	092	29.8	7.1	4.8	4.5	4.7	4.8	235.3	59.3	78.2	68.6	82.2	81.3

Antigua and Barbuda (311)

In Millions of U.S. Dollars

		Exports (FOB)						Imports (CIF)					
		2016	2017Q1	2017Q2	2017Q3	2017Q4	2018Q1	2016	2017Q1	2017Q2	2017Q3	2017Q4	2018Q1
IFS World		61.0	12.9	42.6	2.3	4.6	494.2	148.3	129.5	143.4	208.6
World	001	254.8	57.3	98.3	45.8	69.9	58.9	490.9	156.7	131.4	147.2	195.2	179.3
Advanced Economies	110	79.7	9.0	11.4	6.0	14.2	2.2	301.0	102.8	78.0	85.1	119.6	94.2
Euro Area	163	35.9	5.2	6.6	4.1	2.5	0.7	22.7	4.3	6.7	6.0	11.1	8.2
Austria	122	0.2	r 0.0	r 0.1	r 0.0	r 0.0	r 0.0
Belgium	124	0.0	r 0.0	r 0.0	0.9	r 0.1	r 0.3	r 0.6	r 0.5	r 0.7
Cyprus	423	0.4	r 0.1	r 0.1	r 0.2	r 0.2	r 0.2
Estonia	939	0.0	r 0.3	r 0.0
Finland	172	1.0	r 0.1	r 0.0	r 0.0	r 0.0
France	132	0.1	r 0.1	r 0.0	r 0.0	r 0.1	r 0.1	3.9	r 1.1	r 2.2	r 0.7	r 1.8	r 1.6
Germany	134	2.6	r 0.0	r 0.0	r 0.1	r 0.0	r 0.0	2.3	r 0.5	r 1.9	r 0.9	r 0.8	r 2.3
Greece	174	0.0	0.1	r 0.0	r 0.0	r 0.0	r 0.0	r 0.0
Ireland	178	0.0	r 0.0	r 0.0	r 0.0	0.1	r 0.0	r 0.0	r 0.2	r 0.1
Italy	136	0.1	r 0.6	r 1.1	r 0.4	r 0.1	r 0.3	3.8	r 0.8	r 0.8	r 1.6	r 2.6	r 0.8
Luxembourg	137	e 0.0	0.4	r 0.1	r 0.1	r 0.3	r 0.1
Netherlands	138	1.0	r 0.5	r 0.4	r 0.3	r 0.6	r 0.2	3.5	r 1.3	r 0.9	r 1.2	r 1.4	r 2.1
Portugal	182	0.0	0.2	r 0.0	r 0.0	r 0.1	r 0.1	r 0.1
Spain	184	32.2	r 4.0	r 5.0	r 3.3	r 1.5	r 0.0	5.6	r 0.1	r 0.2	r 0.4	r 3.3	r 0.2
Australia	193	0.0	r 0.0	r 0.0	r 0.0	r 0.0	r 0.0	0.9	r 0.3	r 0.1	r 0.4	r 0.2	r 0.0
Canada	156	0.2	r 0.1	r 0.0	r 0.0	r 0.1	r 0.0	6.8	r 1.9	r 1.5	r 2.4	r 2.3	r 2.1
China,P.R.: Hong Kong	532	0.1	r 0.0	r 0.0	r 0.0	r 0.0	r 0.0	0.4	r 0.4	r 0.6	r 0.7	r 0.7	r 0.6
Denmark	128	0.8	r 0.2	r 0.1	r 0.2	r 0.2	r 0.2
Israel	436	0.3	r 0.0	r 0.0	r 0.0	r 0.0	r 0.0
Japan	158	0.0	22.9	r 6.9	r 6.8	r 6.5	r 3.1
Korea, Republic of	542	0.0	r 0.0	r 0.0	r 0.0	r 0.0	5.3	r 0.7	r 1.6	r 2.2	r 0.7	r 1.4
New Zealand	196	0.0	r 0.0	r 0.0	r 0.0	r 0.0	r 0.0	0.6	r 0.2	r 0.0	r 0.1	r 0.2	r 0.4
Norway	142	0.0	r 0.0	r 0.0	r 0.1	r 0.0
Singapore	576	0.0	r 1.3	r 1.3	r 1.2	r 1.0	r 1.2
Sweden	144	0.3	r 0.0	r 0.1	r 0.0	r 0.4	r 0.0
Switzerland	146	0.0	r 0.0	r 0.0	r 0.0	r 0.0	r 0.0	3.5	r 1.1	r 0.3	r 0.3	r 1.3	r 0.9
Taiwan Prov.of China	528	e 0.2	e 0.1	e 0.1	e 0.1	e 0.1	e 0.1	e 0.2	e 0.2	e 0.2	e 0.2	e 0.2	e 0.2
United Kingdom	112	30.9	r 0.7	r 1.0	r 0.9	r 10.4	r 0.7	19.0	r 6.2	r 4.5	r 5.9	r 17.8	r 8.6
United States	111	12.4	r 2.9	r 3.7	r 0.9	r 1.0	r 0.6	217.3	r 78.8	r 54.2	r 59.1	r 80.2	r 70.4
Emerg. & Dev. Economies	200	175.1	48.3	86.9	39.7	55.7	56.7	109.9	29.9	32.4	38.8	41.7	43.8
Emerg. & Dev. Asia	505	1.1	0.1	0.3	0.1	0.1	0.1	33.0	7.4	11.7	11.5	10.0	9.1
China,P.R.: Mainland	924	0.2	r 0.0	r 0.0	r 0.0	r 0.0	20.3	r 4.5	r 8.0	r 7.4	r 7.1	r 5.4
F.T. French Polynesia	887	0.2	r 0.1	r 0.2	r 0.0	r 0.0	r 0.0
India	534	3.2	r 0.4	r 1.2	r 0.7	r 0.2	r 0.6
Indonesia	536	1.1	r 0.1	r 0.2	r 1.0	r 0.3	r 0.5
Malaysia	548	0.2	r 0.0	r 0.0	r 0.0	r 0.0	r 0.0	0.8	r 0.3	r 0.3	r 0.3	r 0.3	r 0.3
Nepal	558	e 0.3	e 0.0	e 0.0	e 0.0	e 0.0	e 0.0	0.0
Philippines	566	0.1	r 0.1	r 0.0	r 0.0	r 0.0
Sri Lanka	524	e 0.0	e 0.0	e 0.1	e 0.0	e 0.0	e 0.0	0.0	r 0.0	r 0.0	r 0.0	r 0.0	r 0.0
Thailand	578	0.1	r 0.0	r 0.0	r 0.0	r 0.0	r 0.0	6.2	r 1.7	r 1.8	r 1.8	r 1.8	r 1.8
Vietnam	582	0.7	r 0.2	r 0.2	r 0.2	r 0.2	r 0.3
Asia n.s.	598	0.4	r 0.1	r 0.1	r 0.1	r 0.1	r 0.2
Europe	170	135.7	21.2	45.9	10.8	22.6	27.3	4.0	0.4	0.3	0.8	0.5	0.5
Emerg. & Dev. Europe	903	135.7	21.2	45.9	10.8	22.6	27.3	3.9	0.3	0.3	0.8	0.5	0.5
Hungary	944	0.0	r 0.0	0.8	r 0.1	r 0.0	r 0.5	r 0.1	r 0.1
Poland	964	e 135.7	e 21.2	e 45.9	e 10.8	e 22.6	e 27.3	2.5	r 0.1	r 0.1	r 0.1	r 0.1	r 0.1
Turkey	186	0.6	r 0.1	r 0.1	r 0.3	r 0.2	r 0.2
Mid East, N Africa, Pak	440	2.7	0.0	0.1	0.0	0.0	0.0	0.7	0.8	1.0	0.8	1.1	1.4
Algeria	612	e 0.2	e 0.0	e 0.0	e 0.0	e 0.0
Egypt	469	0.1	r 0.0	r 0.0	r 0.0	r 0.0	r 0.0
Morocco	686	0.0	r 0.3
Syrian Arab Republic	463	0.1
Tunisia	744	e 2.5	0.0	r 0.0	r 0.0	r 0.0	r 0.0	r 0.0
United Arab Emirates	466	0.0	r 0.0	r 0.0	r 0.0	0.5	r 0.8	r 0.7	r 0.7	r 1.1	r 1.3
Sub-Saharan Africa	603	18.8	23.3	28.9	28.1	31.6	27.8	1.3	0.3	0.4	0.4	0.4	0.6
Benin	638	e 0.1	e 0.0	e 0.0	e 0.0	e 0.0	e 0.0

Antigua and Barbuda (311)

In Millions of U.S. Dollars

		Exports (FOB)						Imports (CIF)					
		2016	2017Q1	2017Q2	2017Q3	2017Q4	2018Q1	2016	2017Q1	2017Q2	2017Q3	2017Q4	2018Q1
Cameroon	622	e 16.7	e 23.2	e 28.9	e 28.1	e 31.5	e 27.7	r 0.0	r 0.0	r 0.0	r 0.0	r 0.0
Ethiopia	644	e 0.2	e 0.0	e 0.1	e 0.0	e 0.0	e 0.0	r 0.0	r 0.0	r 0.0	r 0.0	r 0.0
Kenya	664	0.4	0.0	r 0.0	r 0.0	r 0.0
Mozambique	688	e 0.1	e 0.0	e 0.0	e 0.0	e 0.0	e 0.0	e 0.1	e 0.0	e 0.0	e 0.0	e 0.0	e 0.0
Niger	692	0.1	r 0.0	r 0.0	r 0.0	r 0.0	r 0.0
Nigeria	694	0.1	r 0.0	r 0.0	r 0.0	r 0.0	r 0.0
South Africa	199	0.9	r 0.1	r 0.3	r 0.3	r 0.2	r 0.4
Swaziland	734	0.0	r 0.1	r 0.0	r 0.1	r 0.1	r 0.1
Tanzania	738	e 1.2	e 0.0	r 0.0
Western Hemisphere	205	16.7	3.6	11.7	0.7	1.4	1.5	70.9	21.1	19.1	25.3	29.6	32.3
Anguilla	312	0.2	r 0.0	r 0.1	r 0.0	r 0.0	r 0.0	0.0	r 0.0	r 0.0	r 0.0	r 0.0	r 0.0
Argentina	213	0.0	r 0.0	r 0.0	r 0.0	0.2	r 0.1	r 0.1	r 0.1	r 0.1	r 0.1
Bahamas, The	313	0.0	r 0.0	r 0.0	r 0.0	r 0.0	r 0.0	0.7	r 0.1	r 0.1	r 0.1	r 0.2	r 0.2
Barbados	316	0.4	r 0.2	r 0.1	r 0.1	r 0.1	r 0.2	4.7	r 1.5	r 1.4	r 1.8	r 2.2	r 2.1
Belize	339	0.2	r 0.2	r 0.0	0.1	r 0.0	r 0.0	r 0.1	r 0.1
Bermuda	319	8.5	r 1.8	r 5.9	r 0.3	r 0.6	r 0.7	r 0.0	r 0.0	r 0.0	r 0.0	r 0.0
Brazil	223	6.6	r 1.9	r 1.7	r 2.0	r 2.5	r 2.3
Chile	228	1.5	r 0.3	r 0.4	r 0.5	r 0.7	r 1.0
Colombia	233	4.0	r 0.8	r 1.0	r 1.0	r 1.5	r 1.1
Costa Rica	238	1.0	r 0.2	r 0.2	r 0.1	r 0.3	r 0.5
Curacao	354	0.2	r 0.0	r 0.1	r 0.0	r 0.0	r 0.0	0.5	r 0.6	r 0.5	r 0.5	r 0.8	r 1.0
Dominica	321	2.2	r 0.5	r 1.5	r 0.1	r 0.2	r 0.2	2.1	r 0.5	r 0.4	r 0.4	r 0.5	r 0.7
Dominican Republic	243	0.1	r 0.0	r 0.0	r 0.0	r 0.0	r 0.0	4.6	r 1.4	r 1.3	r 1.5	r 2.2	r 2.6
Ecuador	248	0.1	r 0.1	r 0.0	r 0.0	r 0.0	r 0.0
El Salvador	253	r 0.0	0.0	r 0.1
Grenada	328	0.0	r 0.0	r 0.0	r 0.0	r 0.0	r 0.0	1.8	r 0.5	r 0.4	r 0.4	r 0.6	r 0.7
Guatemala	258	r 0.0	r 0.0	1.0	r 0.4	r 0.3	r 0.3	r 0.3	r 0.1
Guyana	336	0.0	r 0.0	r 0.1	r 0.0	r 0.0	r 0.0	3.3	r 1.1	r 0.6	r 0.8	r 0.4	r 0.4
Honduras	268	0.0	r 0.0	r 0.0	r 0.0	r 0.0	1.3	r 0.2	r 0.3	r 0.3	r 0.2	r 0.2
Jamaica	343	0.0	r 0.0	r 0.0	r 0.0	r 0.0	r 0.0	5.8	r 1.7	r 1.4	r 1.6	r 2.3	r 2.8
Mexico	273	0.0	r 0.0	r 0.0	r 0.0	r 0.0	r 0.0	3.7	r 0.4	r 0.9	r 1.4	r 1.7	r 0.4
Montserrat	351	0.6	r 0.1	r 0.4	r 0.0	r 0.0	r 0.0	0.1	r 1.3	r 1.1	r 1.2	r 1.8	r 2.2
Panama	283	0.0	r 0.0	r 0.0	r 0.0	r 0.0	r 0.0	1.9	r 3.4
Peru	293	0.7	r 0.2	r 0.1	r 0.2	r 0.3	r 0.4
Sint Maarten	352	0.5	r 0.1	r 0.3	r 0.0	r 0.0	r 0.0	r 0.6	r 0.6	r 0.6	r 0.9	r 1.1
St. Kitts and Nevis	361	2.2	r 0.5	r 1.5	r 0.1	r 0.2	r 0.2	0.8	r 0.2	r 0.1	r 0.2	r 0.2	r 0.3
St. Lucia	362	0.9	r 0.2	r 0.7	r 0.0	r 0.1	r 0.1	1.2	r 0.4	r 0.4	r 0.4	r 0.6	r 0.7
St. Vincent & Grens.	364	0.4	r 0.1	r 0.3	r 0.0	r 0.0	r 0.0	5.0	r 1.5	r 1.4	r 1.6	r 2.3	r 2.8
Suriname	366	0.5	r 0.1	r 0.1	r 0.1	r 0.1	r 0.2
Trinidad and Tobago	369	0.3	r 0.1	r 0.2	r 0.0	r 0.0	r 0.0	16.3	r 4.6	r 4.0	r 4.3	r 6.3	r 7.8
Uruguay	298	0.1	r 0.0	r 0.0	r 0.0
Venezuela, Rep. Bol.	299	0.0	r 0.0	r 0.0	r 0.0	r 0.0	r 0.0	0.0	r 0.1	r 0.0	r 0.1	r 0.1	r 0.1
Western Hem. n.s.	399	1.4	r 0.2	r 0.2	r 0.2	r 0.3	r 0.4
Other Countries n.i.e	910	0.0	0.0	0.0	0.0	0.0	0.0	3.5	0.0	0.0	0.0	0.0	0.1
Cuba	928	0.0	r 0.0	r 0.0	r 0.0	r 0.0	r 0.0	0.1	r 0.0	r 0.0	r 0.0	r 0.0	r 0.0
Korea, Dem. People's Rep.	954	0.0	r 0.0	r 0.0	r 0.0	r 0.0	r 0.0	3.4	r 0.0	r 0.0	r 0.0	r 0.0	r 0.0
Special Categories	899	71.2
Countries & Areas n.s.	898	5.3	r 24.0	r 21.0	r 23.3	r 33.8	r 41.2
Memorandum Items													
Africa	605	21.5	23.3	28.9	28.1	31.6	27.8	1.4	0.3	0.7	0.4	0.4	0.6
Middle East	405	0.1	0.0	0.1	0.0	0.0	0.0	0.6	0.8	0.7	0.8	1.1	1.3
European Union	998	202.5	27.1	53.4	15.8	35.5	28.7	46.1	11.0	11.6	12.7	29.7	17.3
Export earnings: fuel	080	0.6	0.1	0.2	0.0	0.0	0.0	21.0	6.4	5.7	6.2	9.1	10.4
Export earnings: nonfuel	092	254.2	57.2	98.0	45.8	69.8	58.9	469.9	150.3	125.7	141.0	186.1	169.0

Argentina (213)

In Millions of U.S. Dollars

		Exports (FOB)						Imports (CIF)					
		2016	2017Q1	2017Q2	2017Q3	2017Q4	2018Q1	2016	2017Q1	2017Q2	2017Q3	2017Q4	2018Q1
IFS World		57,732.0	55,608.0
World	001	57,674.1	12,671.4	15,321.5	15,664.7	14,459.4	14,629.4	59,517.2	13,738.8	16,921.3	18,308.7	18,494.4	17,283.5
Advanced Economies	110	17,525.0	3,530.5	4,387.2	4,878.7	4,744.6	4,711.4	20,876.4	4,818.8	5,767.3	6,040.5	6,180.1	6,064.4
Euro Area	163	6,783.8	1,332.2	1,573.0	1,928.9	1,899.9	1,653.0	8,517.3	2,093.3	2,257.7	2,459.9	2,779.8	2,680.9
Austria	122	11.6	r 4.5	r 3.0	r 2.7	r 2.7	r 3.0	177.2	r 44.8	r 43.4	r 60.0	r 52.9	r 64.1
Belgium	124	411.4	r 85.6	r 80.1	r 137.3	r 83.6	r 78.9	336.7	r 67.0	r 114.8	r 96.9	r 80.6	r 81.2
Cyprus	423	28.6	r 6.1	r 5.8	r 4.7	r 8.5	r 10.2	0.2	r 0.0	r 0.0	r 0.1	r 0.0	r 0.0
Estonia	939	3.4	r 0.3	r 0.3	r 0.6	r 0.5	r 0.3	27.5	r 5.1	r 1.6	r 1.0	r 1.6	r 4.5
Finland	172	121.7	r 25.5	r 64.5	r 2.5	r 1.5	r 2.8	144.9	r 113.7	r 68.2	r 33.2	r 39.0	r 44.9
France	132	388.7	r 60.8	r 83.0	r 76.9	r 94.9	r 53.3	1,363.9	r 298.1	r 314.4	r 345.9	r 339.8	r 291.9
Germany	134	1,211.1	r 268.2	r 248.5	r 283.2	r 315.8	r 315.0	3,131.9	r 710.2	r 767.2	r 932.8	r 878.9	r 919.4
Greece	174	126.9	r 28.9	r 47.1	r 39.6	r 31.7	r 35.6	21.4	r 1.6	r 2.0	r 15.2	r 2.8	r 2.8
Ireland	178	224.0	r 62.7	r 47.4	r 85.3	r 67.1	r 57.2	208.4	r 44.6	r 52.8	r 70.6	r 63.2	r 66.6
Italy	136	1,070.8	r 229.8	r 259.5	r 321.1	r 234.7	r 153.1	1,530.4	r 405.0	r 393.2	r 441.3	r 425.2	r 497.9
Latvia	941	80.8	r 11.5	r 11.7	r 13.4	r 37.1	r 24.5	4.0	r 1.6	r 2.3	r 0.9	r 1.7	r 2.3
Lithuania	946	26.4	r 10.5	r 19.1	r 8.5	r 10.3	r 11.3	7.9	r 0.9	r 6.3	r 2.7	r 3.7	r 13.7
Luxembourg	137	0.6	r 0.1	r 0.1	r 0.1	r 0.1	r 0.0	9.0	r 4.4	r 2.5	r 3.1	r 3.4	r 2.2
Malta	181	1.1	r 0.2	r 0.3	r 0.3	r 165.0	r 136.1	2.6	r 0.4	r 0.5	r 0.5	r 0.6	r 0.3
Netherlands	138	1,185.1	r 236.7	r 283.1	r 349.0	r 494.5	r 543.1	354.8	r 122.4	r 134.9	r 74.6	r 127.0	r 240.6
Portugal	182	135.8	r 13.5	r 20.8	r 43.7	r 14.1	r 22.6	84.6	r 21.6	r 34.2	r 29.0	r 49.4	r 29.8
Slovak Republic	936	24.8	r 7.6	r 7.1	r 7.5	r 5.9	r 9.5	74.7	r 14.4	r 17.5	r 20.8	r 21.2	r 13.2
Slovenia	961	3.2	r 0.3	r 3.1	r 0.8	r 0.6	r 0.5	20.4	r 3.7	r 5.0	r 8.6	r 7.6	r 8.7
Spain	184	1,727.9	r 279.4	r 388.6	r 551.9	r 331.4	r 196.1	1,016.8	r 234.0	r 296.9	r 322.6	r 681.4	r 396.8
Australia	193	548.4	r 103.7	r 188.3	r 183.5	r 128.2	r 155.6	201.5	r 103.3	r 45.9	r 81.6	r 56.0	r 59.3
Canada	156	1,215.0	r 320.1	r 250.1	r 333.1	r 396.7	r 434.5	494.8	r 114.8	r 203.5	r 233.4	r 92.5	r 131.0
China,P.R.: Hong Kong	532	240.7	r 62.1	r 66.7	r 60.5	r 78.9	r 77.7	15.3	r 3.6	r 3.5	r 4.4	r 2.9	r 2.9
China,P.R.: Macao	546	0.0	0.3	r 0.1	r 0.1	r 0.0	r 0.0	r 0.0
Czech Republic	935	82.3	r 16.3	r 11.6	r 14.8	r 12.2	r 13.4	161.7	r 39.5	r 45.9	r 46.3	r 51.8	r 55.8
Denmark	128	245.7	r 59.8	r 70.6	r 69.4	r 24.2	r 69.9	171.6	r 44.9	r 45.3	r 43.3	r 64.3	r 46.5
Iceland	176	1.8	r 1.0	r 0.3	r 0.3	r 0.4	r 0.5	1.0	r 0.2	r 0.2	r 0.2	r 0.2	r 2.9
Israel	436	215.2	r 57.3	r 31.7	r 66.5	r 32.0	r 89.1	132.9	r 31.1	r 26.1	r 50.3	r 38.7	r 35.7
Japan	158	693.6	r 97.4	r 203.8	r 185.8	r 149.5	r 137.8	988.4	r 228.9	r 254.0	r 291.6	r 321.2	r 281.6
Korea, Republic of	542	986.9	r 56.7	r 90.0	r 218.8	r 181.2	r 58.0	919.9	r 183.9	r 209.4	r 229.4	r 214.3	r 249.3
New Zealand	196	111.6	r 32.0	r 41.6	r 37.8	r 28.6	r 29.6	21.6	r 2.6	r 5.2	r 4.8	r 4.3	r 4.2
Norway	142	13.7	r 7.6	r 4.3	r 2.8	r 2.3	r 3.6	80.2	r 5.3	r 8.1	r 15.5	r 12.9	r 12.9
San Marino	135	0.1	r 0.1	r 0.1	r 0.1
Singapore	576	47.6	r 6.0	r 11.2	r 8.4	r 14.6	r 20.0	95.9	r 21.1	r 27.4	r 26.7	r 49.8	r 28.3
Sweden	144	69.7	r 11.0	r 15.3	r 13.1	r 8.8	r 8.7	312.5	r 104.9	r 205.0	r 74.9	r 66.7	r 61.3
Switzerland	146	1,103.7	r 270.1	r 320.3	r 323.7	r 312.8	r 382.9	508.7	r 156.8	r 137.4	r 149.2	r 149.4	r 150.0
Taiwan Prov.of China	528	85.1	r 15.2	r 27.3	r 25.3	r 30.1	r 55.4	435.0	r 100.2	r 105.8	r 127.6	r 113.0	r 139.8
United Kingdom	112	685.8	r 197.3	r 216.3	r 188.4	r 206.5	r 223.1	493.8	r 112.8	r 115.9	r 141.5	r 128.5	r 170.2
United States	111	4,394.5	r 884.7	r 1,264.7	r 1,217.7	r 1,237.7	r 1,298.6	7,323.9	r 1,471.5	r 2,070.8	r 2,059.7	r 2,033.6	r 1,951.5
Vatican	187	0.0	r 0.0	0.0	r 0.0	r 0.1
Emerg. & Dev. Economies	200	39,125.0	8,895.0	10,686.9	10,502.6	9,446.3	9,592.0	38,183.1	8,790.3	11,010.6	12,127.3	12,166.8	11,070.4
Emerg. & Dev. Asia	505	12,258.2	2,541.2	3,766.6	3,134.9	2,488.6	2,496.3	14,570.7	3,083.5	3,701.8	4,564.2	4,798.0	4,478.0
Bangladesh	513	586.8	r 103.3	r 124.1	r 181.0	r 148.8	r 169.0	15.8	r 4.7	r 3.4	r 4.9	r 4.4	r 10.4
Brunei Darussalam	516	6.8	r 2.2	r 2.1	r 1.0	r 4.0	0.0	r 0.0
Cambodia	522	16.8	r 4.7	r 3.3	r 4.0	r 3.2	r 3.9	14.7	r 3.9	r 3.3	r 4.4	r 5.3	r 6.3
China,P.R.: Mainland	924	4,117.2	r 521.6	r 1,696.2	r 1,253.4	r 850.0	r 548.7	11,472.7	r 2,338.1	r 2,811.7	r 3,622.7	r 3,728.1	r 3,537.8
Fiji	819	0.3	r 0.0	r 0.1	r 0.1	0.0	r 0.0	r 0.0	r 0.0
India	534	2,217.7	r 595.5	r 625.2	r 544.6	r 332.2	r 255.6	745.7	r 154.7	r 213.8	r 227.3	r 251.5	r 194.2
Indonesia	536	1,163.5	r 298.3	r 226.1	r 260.9	r 258.4	r 280.8	292.6	r 74.7	r 81.0	r 87.9	r 108.0	r 103.7
Lao People's Dem.Rep	544	0.1	r 0.1	r 0.0	r 0.0	r 0.2	r 0.0	0.2	r 0.1	r 0.1	r 0.1	r 0.0	r 0.2
Malaysia	548	893.0	r 217.3	r 254.9	r 186.2	r 206.3	r 137.0	306.9	r 63.4	r 88.4	r 83.4	r 87.5	r 92.2
Maldives	556	0.6	r 0.1	r 0.2	r 0.2	r 0.1	r 0.2	0.0	r 0.0	r 0.0
Marshall Islands	867	r 0.1	0.0	r 0.0
Mongolia	948	1.1	r 0.7	r 0.3	r 0.5	r 0.5	r 0.9	0.0	r 0.0	r 0.0
Myanmar	518	8.3	r 1.2	r 2.3	r 1.2	r 0.3	r 1.0	10.7	r 1.1	r 1.6	r 1.3	r 2.6	r 1.9
Nepal	558	6.0	r 1.3	r 0.4	r 1.3	r 1.7	r 0.9	0.4	r 0.1	r 0.3	r 0.2	r 0.0	r 0.0
Papua New Guinea	853	0.0	r 0.0	r 0.4	r 0.1	0.0	r 0.0	r 0.0	r 0.0

Argentina (213)

In Millions of U.S. Dollars

		Exports (FOB)						Imports (CIF)					
		2016	2017Q1	2017Q2	2017Q3	2017Q4	2018Q1	2016	2017Q1	2017Q2	2017Q3	2017Q4	2018Q1
Philippines	566	346.2	r 39.3	r 59.7	r 73.0	r 72.3	r 95.7	112.6	r 29.4	r 32.0	r 35.9	r 40.7	r 30.9
Solomon Islands	813	0.1	r 0.0	r 0.0	r 0.0	r 0.0	r 0.0	r 0.0
Sri Lanka	524	4.8	r 0.8	r 2.2	r 1.9	r 1.8	r 1.1	10.7	r 3.3	r 3.0	r 2.8	r 3.0	r 3.0
Thailand	578	596.3	r 177.9	r 83.4	r 120.5	r 136.1	r 294.8	1,157.1	r 276.4	r 319.6	r 317.2	r 377.4	r 307.8
Vietnam	582	2,289.9	r 576.8	r 685.0	r 504.4	r 472.0	r 705.7	430.7	r 133.6	r 143.7	r 176.3	r 189.4	r 189.3
Asia n.s.	598	2.6	r 0.2	r 0.7	r 0.6	r 0.8	r 0.9	0.0	r 0.0	r 0.1
Europe	170	1,941.6	483.8	531.2	540.1	508.3	392.9	1,129.6	217.0	461.2	346.6	284.0	307.6
Emerg. & Dev. Europe	903	1,384.3	340.3	325.7	387.4	339.2	240.2	720.4	166.0	312.7	232.5	221.9	234.7
Albania	914	4.3	r 0.4	r 1.2	r 0.9	r 3.1	r 1.0	0.0	r 0.0	r 0.0	r 0.0	r 0.4	r 0.1
Bosnia and Herzegovina	963	3.3	r 0.6	r 0.6	r 0.6	r 1.2	r 0.5	0.7	r 0.1	r 0.2	r 0.1	r 0.3	r 0.2
Bulgaria	918	110.6	r 12.4	r 13.7	r 78.4	r 14.4	r 2.9	18.3	r 22.2	r 5.1	r 6.7	r 4.4	r 6.3
Croatia	960	75.5	r 14.4	r 16.0	r 19.4	r 11.6	r 6.6	3.3	r 0.6	r 1.0	r 0.7	r 1.8	r 1.9
Hungary	944	10.2	r 2.3	r 2.1	r 4.2	r 1.9	r 2.5	261.5	r 41.6	r 132.7	r 76.7	r 63.5	r 80.5
Macedonia, FYR	962	5.6	r 0.5	r 1.8	r 2.0	r 2.4	r 2.0	0.2	r 0.0	r 0.0	r 0.1	r 0.0	r 0.1
Montenegro	943	1.3	r 0.1	r 0.8	r 0.2	r 0.0	r 0.1	0.0	r 0.0	r 0.0	r 0.0	r 0.0
Poland	964	637.3	r 143.3	r 152.7	r 145.2	r 152.7	r 162.8	168.4	r 45.4	r 101.4	r 60.0	r 59.7	r 58.6
Romania	968	63.2	r 14.0	r 28.2	r 19.1	r 24.9	r 2.7	70.7	r 11.5	r 20.5	r 22.7	r 28.0	r 21.9
Serbia, Republic of	942	12.7	r 1.4	r 3.0	r 2.0	r 1.7	r 1.8	5.3	r 2.0	r 2.3	r 2.1	r 1.9	r 2.5
Turkey	186	460.2	r 150.9	r 105.6	r 115.4	r 125.2	r 57.3	191.9	r 42.6	r 49.4	r 63.4	r 61.9	r 62.6
CIS	901	557.3	143.4	205.5	152.7	169.1	152.6	408.8	50.1	148.4	114.2	61.8	73.0
Armenia	911	3.1	r 1.3	r 0.1	r 0.1	r 4.0	r 0.1	0.0	r 0.0	r 0.0	r 0.0	r 0.1
Azerbaijan, Rep. of	912	1.6	r 0.4	r 0.4	r 0.6	r 0.3	r 0.5	0.0	r 0.0
Belarus	913	34.8	r 13.0	r 18.9	r 16.1	r 37.4	r 17.8	9.8	r 1.3	r 1.0	r 4.2	r 6.9	r 0.5
Georgia	915	2.6	r 2.0	r 0.7	r 0.9	r 0.6	r 0.8	0.3	r 0.1	r 0.0	r 0.0	r 0.0	r 0.2
Kazakhstan	916	7.3	r 1.5	r 3.6	r 2.6	r 1.4	r 2.5	2.8	r 3.0	r 0.0	r 0.0	r 0.2	r 0.1
Kyrgyz Republic	917	0.1	r 0.1	r 0.0	0.0	r 0.0	r 0.0
Moldova	921	3.8	r 0.5	r 0.7	r 1.3	r 0.6	r 0.4	0.0	r 0.0	r 0.0	r 0.0	r 0.0	r 0.0
Russian Federation	922	454.4	r 117.9	r 165.7	r 120.4	r 111.6	r 124.5	381.7	r 43.6	r 143.0	r 104.2	r 47.6	r 68.7
Turkmenistan	925	0.4	r 0.1	r 0.1	0.0	r 0.0	r 0.0	r 0.0
Ukraine	926	45.1	r 6.5	r 15.2	r 10.7	r 13.2	r 5.8	11.6	r 2.0	r 4.3	r 5.6	r 7.0	r 3.4
Uzbekistan	927	3.9	r 0.2	r 0.0	r 0.0	r 0.1	2.6	r 0.1	r 0.0	r 0.0	r 0.0	r 0.1
Europe n.s.	884	0.1	r 0.0	r 0.0	0.4	r 0.8	r 0.0	r 0.0	r 0.3	r 0.0
Mid East, N Africa, Pak	440	5,712.0	1,379.7	1,676.1	1,498.6	1,250.4	1,554.2	876.0	53.8	302.8	351.2	188.2	111.6
Afghanistan, I.R. of	512	1.6	r 0.5	r 0.9	r 0.3	r 0.1	r 0.6	0.0	r 0.0	r 0.0	r 0.0	r 0.0	r 0.0
Algeria	612	1,084.1	r 425.9	r 322.1	r 268.2	r 383.2	r 584.1	17.4	r 0.0	r 17.0	r 0.0	r 0.0
Bahrain, Kingdom of	419	3.8	r 0.9	r 1.7	r 1.5	r 1.0	r 1.8	6.3	r 0.3	r 0.7	r 6.0	r 0.1	r 1.6
Djibouti	611	0.3	r 0.1	r 0.1	r 0.1	r 0.4	0.1	r 0.0
Egypt	469	1,559.1	r 150.5	r 520.4	r 341.4	r 244.6	r 256.7	26.6	r 1.9	r 5.7	r 21.0	r 11.0	r 2.0
Iran, I.R. of	429	455.4	r 130.6	r 152.5	r 103.0	r 74.0	r 110.3	4.3	r 0.9	r 2.5	r 0.9	r 0.0	r 0.3
Iraq	433	164.3	r 37.6	r 26.7	r 90.5	r 42.7	r 31.1	0.0	r 0.0	r 0.0	r 0.0	r 0.1
Jordan	439	184.3	r 32.5	r 77.6	r 74.2	r 64.8	r 22.9	1.2	r 0.6	r 0.3	r 0.4	r 1.0	r 0.5
Kuwait	443	21.4	r 14.9	r 17.8	r 1.0	r 9.6	r 31.7	0.0	r 0.0	r 7.4	r 0.0	r 11.8
Lebanon	446	81.4	r 34.7	r 38.2	r 15.3	r 11.3	r 31.8	3.8	r 0.1	r 0.1	r 0.0	r 0.0	r 0.1
Libya	672	55.6	r 1.8	r 13.0	r 13.5	r 3.9	r 18.1	4.1	r 0.0	r 4.1	r 0.9	r 0.0
Mauritania	682	6.8	r 0.1	r 0.1	r 0.8	r 30.3	0.0	r 0.0
Morocco	686	449.8	r 115.0	r 122.6	r 172.6	r 101.9	r 100.6	84.4	r 8.0	r 46.6	r 26.9	r 49.4	r 26.0
Oman	449	46.4	r 32.4	r 15.2	r 11.1	r 16.1	r 21.2	32.9	r 1.4	r 1.6	r 4.5	r 24.4	r 9.1
Pakistan	564	253.2	r 59.8	r 52.1	r 39.5	r 11.4	r 20.6	54.2	r 11.9	r 11.4	r 10.1	r 14.0	r 11.2
Qatar	453	8.3	r 6.9	r 2.4	r 2.6	r 4.7	r 6.0	364.5	r 3.3	r 198.2	r 221.0	r 14.7	r 13.9
Saudi Arabia	456	751.3	r 180.9	r 168.5	r 188.8	r 148.6	r 183.3	237.1	r 20.9	r 24.0	r 27.8	r 21.5	r 30.8
Somalia	726	0.5	r 0.1	r 0.1	r 0.1	0.0	r 0.0	r 0.0	r 0.0
Sudan	732	20.7	r 17.2	r 0.8	r 0.8	r 5.4	r 5.8	0.4	r 0.1	r 0.0	r 0.1	r 0.2	r 0.3
Syrian Arab Republic	463	56.9	r 17.5	r 19.6	r 15.1	r 11.1	r 11.5	0.0	r 0.0	r 0.0	r 0.0	r 0.0
Tunisia	744	129.1	r 46.8	r 24.6	r 49.8	r 12.4	r 3.3	7.6	r 1.9	r 1.7	r 1.7	r 3.2	r 3.1
United Arab Emirates	466	212.8	r 47.4	r 63.1	r 48.9	r 45.1	r 81.8	31.2	r 2.3	r 2.6	r 9.6	r 36.0	r 12.6
Yemen, Republic of	474	165.0	r 25.6	r 36.3	r 59.4	r 58.0	r 0.6	0.0	r 0.0	r 0.0
Sub-Saharan Africa	603	1,271.2	305.0	274.1	349.2	283.6	351.5	716.1	88.4	266.7	323.1	182.8	237.5
Angola	614	33.9	r 10.7	r 7.5	r 8.9	r 11.4	r 9.1	0.1	r 6.7	r 0.0	r 0.0
Benin	638	3.1	r 0.5	r 0.4	r 1.1	r 0.5	r 0.1
Burkina Faso	748	2.2	r 0.0	r 1.0	r 1.3	r 0.0	r 2.8	0.0

Argentina (213)

In Millions of U.S. Dollars

		Exports (FOB)						Imports (CIF)					
		2016	2017Q1	2017Q2	2017Q3	2017Q4	2018Q1	2016	2017Q1	2017Q2	2017Q3	2017Q4	2018Q1
Burundi	618	0.4	r 2.8	r 0.8	0.0	r 0.0
Cabo Verde	624	3.2	r 0.1	r 2.8	r 2.1	r 0.1	r 2.9	0.0
Cameroon	622	24.0	r 6.0	r 15.5	r 13.0	r 5.4	r 11.8	0.3	r 0.0	r 0.0	r 0.0	r 0.2
Central African Rep.	626	1.0	r 0.1	r 0.2	r 0.3	r 0.1	r 0.1	r 0.0
Comoros	632	2.5	r 0.4	r 0.7	r 0.7	r 0.5	r 0.5	0.0	r 0.0	r 0.0	r 0.0	r 0.0	r 0.0
Congo, Dem. Rep. of	636	14.1	r 2.3	r 3.5	r 4.7	r 6.6	r 5.4	0.0	r 0.0	r 0.0	r 0.0	r 0.0
Congo, Republic of	634	14.9	r 4.2	r 3.0	r 4.9	r 3.3	r 3.4	0.0	r 0.0	r 0.0	r 0.0
Côte d'Ivoire	662	23.4	r 2.9	r 13.9	r 11.2	r 7.3	r 14.5	3.0	r 0.7	r 1.8	r 1.7	r 10.4	r 0.7
Equatorial Guinea	642	2.7	r 0.3	r 0.2	r 0.7	r 1.0	r 0.6	112.9	r 47.8	r 99.8
Eritrea	643	0.1
Ethiopia	644	2.0	r 0.1	r 0.8	r 0.8	r 0.3	r 0.1	0.0	r 0.0	r 0.0	r 0.0
Gabon	646	5.1	r 1.8	r 2.0	r 1.6	r 1.5	r 2.0	1.1	r 0.3	r 0.3	r 0.1	r 0.4	r 0.1
Gambia, The	648	2.7	r 1.9	r 0.1	r 0.0	r 0.1	r 2.2	0.0	r 0.0	r 0.0
Ghana	652	39.3	r 17.5	r 9.0	r 6.2	r 14.1	r 11.1	0.1	r 0.0	r 0.0	r 0.1	r 0.1
Guinea	656	0.7	r 0.2	r 0.2	r 0.1	r 0.2	r 0.2	0.0	r 15.2	r 0.0	r 0.0	r 0.0
Kenya	664	24.7	r 54.7	r 1.8	r 2.5	r 21.6	r 67.3	0.2	r 0.0	r 0.0	r 0.0	r 0.1	r 0.2
Lesotho	666	1.5	r 0.3	0.0	r 0.0	r 0.0
Liberia	668	1.4	r 0.4	r 0.3	r 0.3	r 0.2	r 0.2	r 0.0
Madagascar	674	14.0	r 3.3	r 6.0	r 3.2	r 7.9	r 0.0	1.3	r 0.1	r 0.2	r 0.3	r 0.2	r 0.5
Malawi	676	5.2	r 5.5	0.6	r 0.1	r 0.0	r 0.0
Mali	678	3.5	r 3.0	r 6.1	r 2.9	r 0.1	r 2.7	0.0	r 0.0	r 0.0	r 0.0	r 0.0
Mauritius	684	52.1	r 11.5	r 10.5	r 15.4	r 13.9	r 0.8	0.5	r 0.2	r 0.1	r 0.3	r 0.0	r 0.5
Mozambique	688	84.0	r 7.2	r 12.3	r 43.5	r 6.9	r 28.1	11.1	r 2.8	r 0.1	r 0.0	r 0.0
Namibia	728	5.2	r 2.5	r 0.4	r 0.3	r 0.2	r 1.9	0.1	r 0.0
Niger	692	5.1	r 0.5	r 0.4	r 0.6	r 2.8	r 1.2	0.0	r 0.0	r 0.0	r 0.0
Nigeria	694	71.1	r 14.6	r 14.1	r 41.4	r 6.5	r 17.1	396.1	r 26.5	r 138.1	r 175.0	r 119.9	r 175.9
Rwanda	714	1.5	r 7.2	r 3.1	0.0	r 0.0	r 0.0	r 0.0
Senegal	722	64.3	r 4.1	r 35.3	r 25.2	r 22.3	r 15.3	0.1	r 0.7	r 10.2	r 0.0	r 0.0	r 0.0
Seychelles	718	0.3	r 0.0	r 0.0	r 0.0	r 0.0	r 0.0	0.0	r 0.0	r 0.0	r 0.0	r 0.0
Sierra Leone	724	1.0	r 0.1	r 0.3	r 0.0	r 0.0	r 0.3	0.2	r 0.0	r 0.0	r 0.0	r 0.0	r 0.0
South Africa	199	736.2	r 119.4	r 121.5	r 155.4	r 120.7	r 92.6	186.9	r 41.7	r 61.3	r 45.4	r 50.4	r 59.4
South Sudan, Rep. of	733	0.0	r 0.1
Swaziland	734	0.1	r 0.1	0.0	r 0.0	r 0.0	r 0.0	r 0.0	r 0.2
Tanzania	738	13.6	r 2.9	r 3.6	r 0.1	r 15.4	r 19.7	1.1	r 0.0	r 0.2	r 0.0	r 0.1	r 0.0
Togo	742	0.3	r 0.1	r 0.1	r 0.2	r 16.0	0.0	r 0.0
Uganda	746	10.2	r 21.6	r 0.3	r 0.3	r 7.2	r 17.3	0.0	r 0.0
Zambia	754	0.6	r 0.2	r 0.0	r 0.1	r 0.0	r 0.1	0.0	r 0.1
Zimbabwe	698	0.1	r 0.0	r 0.0	0.4	r 0.1	r 0.1	r 0.6	r 0.0
Western Hemisphere	205	17,942.0	4,185.2	4,438.9	4,979.7	4,915.3	4,797.2	20,890.6	5,347.6	6,278.0	6,542.1	6,713.9	5,935.7
Antigua and Barbuda	311	0.3	r 0.1	r 0.0	r 0.1	r 0.1	r 0.1	0.0	r 0.0	r 0.0	r 0.0
Aruba	314	2.0	r 0.6	r 0.9	r 0.8	r 1.1	r 0.6	0.0	r 0.0
Bahamas, The	313	48.1	r 0.8	r 3.9	r 7.0	r 0.5	r 0.6	3.9	r 1.1	r 1.0	r 1.5	r 2.0	r 0.9
Barbados	316	0.7	r 0.2	r 0.1	r 0.2	r 0.2	r 0.2	0.0	r 0.0	r 0.0	r 0.0
Belize	339	0.6	r 0.1	r 0.1	r 0.3	r 0.2	r 0.3	0.0
Bolivia	218	562.1	r 154.6	r 138.4	r 146.6	r 170.6	r 153.7	951.5	r 283.0	r 314.8	r 335.4	r 304.3	r 361.1
Brazil	223	9,151.8	r 2,082.5	r 2,333.4	r 2,404.8	r 2,557.5	r 2,393.2	15,035.9	r 3,807.0	r 4,555.8	r 4,778.5	r 4,969.9	r 4,339.1
Chile	228	2,352.1	r 656.8	r 584.3	r 676.8	r 653.5	r 674.7	770.3	r 187.7	r 210.6	r 259.8	r 211.6	r 179.4
Colombia	233	555.9	r 136.6	r 104.2	r 174.4	r 121.1	r 110.0	214.8	r 48.2	r 58.8	r 67.8	r 64.7	r 62.6
Costa Rica	238	55.5	r 27.3	r 36.0	r 21.9	r 28.2	r 19.5	14.9	r 4.2	r 4.0	r 4.6	r 5.3	r 4.0
Dominica	321	0.2	r 0.1	r 0.0	r 0.0	0.0	r 0.0	r 0.0	r 0.0	r 0.0
Dominican Republic	243	134.0	r 27.6	r 35.1	r 29.1	r 16.6	r 16.6	3.4	r 0.8	r 1.0	r 0.9	r 1.4	r 1.3
Ecuador	248	275.3	r 78.3	r 83.1	r 88.6	r 120.9	r 165.5	289.9	r 76.3	r 66.2	r 83.4	r 96.0	r 112.7
El Salvador	253	18.5	r 7.1	r 7.1	r 7.5	r 9.7	r 9.5	0.6	r 0.1	r 0.2	r 0.1	r 0.3	r 0.5
Grenada	328	0.4	r 0.0	r 0.1	r 0.1	r 0.1	r 0.0	0.3	r 0.2	r 0.6
Guatemala	258	101.9	r 29.5	r 38.3	r 46.1	r 34.9	r 37.1	2.6	r 0.6	r 0.6	r 0.6	r 0.4	r 0.6
Guyana	336	2.8	r 0.9	r 0.7	r 0.9	r 1.1	r 1.6	0.1	r 0.0	r 0.0	r 0.0	r 0.0
Haiti	263	8.3	r 2.9	r 4.3	r 3.6	r 4.3	r 2.7	0.1	r 0.0	r 0.1	r 0.0	r 0.0	r 0.0
Honduras	268	31.3	r 11.1	r 17.5	r 17.6	r 25.9	r 16.6	12.0	r 2.5	r 2.9	r 3.3	r 2.7	r 0.9
Jamaica	343	4.5	r 1.8	r 1.0	r 1.4	r 1.4	r 0.6	0.1	r 0.0	r 0.0	r 0.1	r 0.0	r 0.2
Mexico	273	713.7	r 138.2	r 176.1	r 186.0	r 136.9	r 149.3	1,848.7	r 459.6	r 535.3	r 540.9	r 544.9	r 549.9

Argentina (213)

In Millions of U.S. Dollars

		Exports (FOB)						Imports (CIF)					
		2016	2017Q1	2017Q2	2017Q3	2017Q4	2018Q1	2016	2017Q1	2017Q2	2017Q3	2017Q4	2018Q1
Netherlands Antilles	353	19.5	r 1.9	r 1.6	r 15.5	r 32.9	r 7.3	3.0	r 1.2	r 0.3	r 0.0	r 0.0
Nicaragua	278	51.4	r 9.3	r 20.7	r 27.2	r 18.9	r 9.8	0.4	r 0.0	r 0.2	r 0.1	r 0.0	r 0.1
Panama	283	103.5	r 35.3	r 35.0	r 34.6	r 25.1	r 48.2	1.5	r 0.1	r 0.0	r 0.0	r 0.0	r 0.1
Paraguay	288	1,028.3	r 236.8	r 259.3	r 306.4	r 329.7	r 296.0	748.7	r 331.3	r 279.4	r 218.1	r 275.6	r 155.6
Peru	293	894.0	r 253.7	r 222.6	r 322.8	r 267.6	r 284.1	134.0	r 33.5	r 43.2	r 41.0	r 39.1	r 51.3
St. Kitts and Nevis	361	0.1	r 0.0	r 0.0	r 0.1	0.0	r 0.0	r 0.0	r 0.0	r 0.0
St. Lucia	362	8.9	r 0.1	r 0.1	r 8.3	r 0.1	r 0.1	0.0	r 0.0	r 0.0
St. Vincent & Grens.	364	0.1	r 0.0	r 0.1	r 0.0	r 0.1
Suriname	366	3.6	r 0.9	r 1.4	r 1.6	r 1.0	r 0.1	0.0	r 0.0	r 0.0
Trinidad and Tobago	369	12.1	r 1.9	r 2.3	r 3.5	r 3.9	r 2.1	277.1	r 0.2	r 68.7	r 61.8	r 33.9	r 0.1
Uruguay	298	1,158.6	r 253.1	r 273.2	r 326.2	r 319.9	r 294.2	518.2	r 109.6	r 134.0	r 130.2	r 160.1	r 114.8
Venezuela, Rep. Bol.	299	641.8	r 35.3	r 57.9	r 119.6	r 31.5	r 102.7	58.6	r 0.4	r 0.9	r 13.7	r 0.9	r 0.6
Other Countries n.i.e	910	290.5	50.3	41.8	66.6	39.1	65.0	11.8	1.0	1.6	1.4	2.1	3.4
Cuba	928	290.5	r 50.3	r 41.8	r 66.6	r 39.1	r 65.0	11.8	r 1.0	r 1.6	r 1.4	r 2.1	r 3.4
Special Categories	899	0.1	r 0.0	r 0.0	r 0.0	r 0.0	r 0.1
Countries & Areas n.s.	898	733.5	r 195.6	r 205.5	r 216.8	r 229.4	r 260.9	445.9	r 128.7	r 141.8	r 139.6	r 145.4	r 145.3
Memorandum Items													
Africa	605	2,962.5	910.2	744.4	841.6	786.8	1,075.6	825.9	98.4	315.1	368.9	235.5	267.0
Middle East	405	3,765.8	714.4	1,152.9	966.4	735.7	808.8	711.9	31.8	243.1	295.3	121.4	70.9
European Union	998	8,764.2	1,802.9	2,099.5	2,480.9	2,357.2	2,145.6	10,179.2	2,516.6	2,930.6	2,932.7	3,248.5	3,183.9
Export earnings: fuel	080	5,613.9	1,465.1	1,403.8	1,503.5	1,376.0	1,763.9	3,384.3	510.7	1,082.4	1,232.3	777.3	850.0
Export earnings: nonfuel	092	52,060.2	11,206.2	13,917.7	14,161.2	13,083.4	12,865.5	56,132.9	13,228.1	15,838.9	17,076.4	17,717.2	16,433.5

Armenia, Republic of (911)

In Millions of U.S. Dollars

		Exports (FOB)						Imports (CIF)					
		2016	2017Q1	2017Q2	2017Q3	2017Q4	2018Q1	2016	2017Q1	2017Q2	2017Q3	2017Q4	2018Q1
IFS World		1,791.7	445.3	548.6	584.3	3,273.5	806.6	1,014.5	1,097.1
World	001	1,797.4	444.5	546.9	606.6	644.8	597.4	3,225.6	805.3	1,009.1	1,057.1	1,311.0	1,124.5
Advanced Economies	110	611.9	149.5	176.5	169.2	198.0	216.3	830.0	208.3	329.9	334.1	404.0	353.6
Euro Area	163	276.0	71.8	82.3	80.9	89.0	93.3	555.5	117.7	172.4	197.5	231.1	192.1
Austria	122	1.3	r 0.2	r 0.1	r 0.4	r 1.2	r 0.6	18.0	r 2.8	r 4.3	r 6.1	r 8.3	r 5.1
Belgium	124	41.3	r 9.9	r 11.9	r 10.5	r 13.5	r 15.0	57.0	r 12.1	r 10.3	r 9.9	r 11.6	r 9.8
Cyprus	423	0.0	r 0.0	r 0.0	r 0.0	r 0.1	2.5	r 0.5	r 0.5	r 0.4	r 0.2	r 0.2
Estonia	939	0.6	r 0.1	r 0.3	r 0.1	r 0.2	r 0.0	10.0	r 0.1	r 2.1	r 4.7	r 7.2	r 11.7
Finland	172	0.1	r 1.7	r 0.0	r 0.0	r 0.0	r 0.0	18.9	r 5.7	r 7.9	r 3.3	r 7.4	r 5.5
France	132	4.1	r 0.9	r 1.0	r 1.2	r 1.4	r 1.2	52.5	r 12.0	r 14.4	r 22.4	r 28.9	r 17.3
Germany	134	135.1	r 34.2	r 30.9	r 31.0	r 36.4	r 37.3	160.4	r 30.3	r 50.4	r 59.2	r 66.6	r 63.0
Greece	174	0.5	r 0.0	r 0.0	r 0.0	r 0.1	r 0.1	21.3	r 4.2	r 10.2	r 14.9	r 20.3	r 12.2
Ireland	178	0.0	r 0.0	r 0.0	r 0.0	r 0.0	r 0.0	9.2	r 2.2	r 2.1	r 2.5	r 3.4	r 3.6
Italy	136	31.5	r 5.9	r 10.6	r 12.5	r 8.4	r 8.7	127.4	r 28.5	r 43.9	r 47.1	r 43.9	r 37.9
Latvia	941	1.7	r 0.4	r 0.9	r 0.4	r 1.3	r 0.8	1.6	r 0.7	r 0.5	r 0.7	r 0.8	r 0.6
Lithuania	946	2.5	r 0.4	r 0.7	r 0.3	r 0.6	r 0.4	4.8	r 1.4	r 1.6	r 1.0	r 1.4	r 1.6
Luxembourg	137	1.1	r 0.2	r 0.5	r 0.2	r 0.3	r 0.3	0.8	r 0.2	r 0.2	r 0.3	r 0.1	r 0.3
Malta	181	0.0	r 0.0	r 0.0	r 0.0	r 0.0	0.2	r 0.0	r 0.0	r 0.1	r 0.1	r 0.0
Netherlands	138	55.5	r 17.9	r 25.2	r 22.5	r 25.2	r 28.5	28.0	r 7.0	r 9.0	r 9.0	r 11.4	r 8.6
Portugal	182	0.0	r 0.0	r 0.0	r 0.2	r 0.2	r 0.0	5.9	r 1.2	r 1.4	r 1.9	r 2.0	r 1.8
Slovak Republic	936	0.2	r 0.0	r 0.0	r 0.0	r 0.1	r 0.1	4.4	r 1.6	r 1.9	r 3.2	r 2.5	r 2.1
Slovenia	961	0.0	r 0.0	r 0.0	r 0.0	r 0.0	r 0.0	6.9	r 1.5	r 2.2	r 2.0	r 2.7	r 3.0
Spain	184	0.1	r 0.1	r 0.1	r 1.4	r 0.1	r 0.2	25.8	r 5.6	r 9.4	r 8.9	r 12.4	r 8.0
Australia	193	0.2	r 0.1	r 0.0	r 0.0	r 0.0	r 0.0	2.6	r 1.0	r 0.6	r 0.6	r 2.1	r 0.7
Canada	156	133.1	r 3.1	r 4.0	r 3.7	r 2.4	r 1.1	11.9	r 5.2	r 58.1	r 7.7	r 5.7	r 7.1
China,P.R.: Hong Kong	532	57.6	r 0.3	r 0.2	r 0.3	r 0.1	r 1.7	2.8	r 0.5	r 1.5	r 2.5	r 1.9	r 2.8
Czech Republic	935	2.3	r 0.4	r 0.4	r 0.9	r 1.0	r 0.6	15.1	r 6.1	r 4.8	r 9.5	r 6.5	r 5.3
Denmark	128	0.3	r 0.1	r 0.3	r 0.3	r 0.1	r 0.1	5.2	r 0.5	r 2.5	r 1.3	r 1.5	r 2.6
Iceland	176	0.2	r 0.1	r 0.0	r 0.3	r 0.1	r 0.2
Israel	436	3.8	r 0.4	r 0.6	r 1.3	r 1.4	r 1.3	4.7	r 0.9	r 1.7	r 2.0	r 2.8	r 2.2
Japan	158	0.4	r 0.2	r 0.2	r 0.1	r 0.0	r 0.1	32.4	r 10.5	r 18.6	r 26.3	r 25.6	r 25.6
Korea, Republic of	542	0.8	r 1.6	r 0.1	r 0.1	r 0.1	r 0.0	16.7	r 4.2	r 5.5	r 5.5	r 7.4	r 7.9
New Zealand	196	0.0	r 0.0	12.8	r 3.4	r 3.9	r 4.2	r 2.1	r 3.3
Norway	142	0.0	r 0.0	r 0.0	r 0.0	r 0.0	1.8	r 0.5	r 0.4	r 0.6	r 0.6	r 0.6
Singapore	576	1.5	r 0.5	r 0.4	r 0.3	r 0.6	r 0.3	1.1	r 0.4	r 1.8	r 0.5	r 0.5	r 0.2
Sweden	144	0.1	r 0.5	r 0.1	r 0.0	r 0.2	r 0.0	14.0	r 4.4	r 5.3	r 7.7	r 11.9	r 7.4
Switzerland	146	95.0	r 56.5	r 70.8	r 61.8	r 80.3	r 97.6	37.6	r 25.7	r 17.6	r 16.8	r 37.4	r 37.4
Taiwan Prov. of China	528	0.0	r 0.0	r 0.0	r 0.0	r 0.0	r 0.0	8.6	r 1.4	r 2.3	r 1.6	r 2.1	r 1.7
United Kingdom	112	1.6	r 1.7	r 0.9	r 0.9	r 1.6	r 1.1	28.0	r 5.7	r 8.8	r 9.5	r 12.3	r 8.9
United States	111	39.2	r 12.4	r 16.2	r 18.5	r 21.3	r 19.1	79.1	r 20.0	r 24.1	r 40.1	r 52.2	r 47.8
Emerg. & Dev. Economies	200	1,173.9	291.1	366.5	432.4	441.1	376.3	2,374.5	591.6	670.5	717.0	899.9	758.0
Emerg. & Dev. Asia	505	103.9	24.9	26.6	37.0	47.5	27.3	536.8	128.1	148.8	185.1	194.5	183.6
Bangladesh	513	11.8	r 3.0	r 3.7	r 4.8	r 3.5	r 5.8
Cambodia	522	1.9	r 0.4	r 0.5	r 0.8	r 0.9	r 2.1
China,P.R.: Mainland	924	99.7	r 22.8	r 21.3	r 34.8	r 44.8	r 26.8	363.5	r 93.4	r 104.2	r 141.7	r 141.4	r 136.5
India	534	1.4	r 0.0	r 1.0	r 0.8	r 1.5	r 0.1	69.4	r 8.8	r 13.2	r 11.7	r 17.2	r 15.7
Indonesia	536	23.9	r 6.5	r 6.7	r 7.5	r 9.0	r 6.0
Malaysia	548	0.1	r 0.0	r 0.0	r 0.1	r 0.0	13.1	r 3.8	r 2.3	r 3.6	r 4.2	r 2.3
Mongolia	948	0.0	r 0.0	r 0.1	r 0.0	r 0.0	r 0.1
Myanmar	518	r 0.0	0.2	r 0.1	r 0.0	r 0.1	r 0.2	r 0.3
Papua New Guinea	853	r 0.1
Philippines	566	0.0	r 0.0	r 0.0	r 0.0	1.4	r 0.3	r 0.5	r 0.6	r 0.6	r 0.3
Sri Lanka	524	1.8	r 0.4	r 0.4	r 0.4	r 0.5	r 0.6
Thailand	578	2.6	r 2.0	r 4.1	r 1.5	r 1.0	r 0.3	15.2	r 6.2	r 8.4	r 4.8	r 4.9	r 5.3
Vietnam	582	0.0	r 0.1	r 0.0	r 0.1	r 0.0	24.3	r 5.2	r 8.9	r 8.9	r 12.1	r 8.8
Asia n.s.	598	10.3
Europe	170	756.9	199.9	242.4	304.4	285.1	250.2	1,483.3	367.9	415.6	431.2	571.0	461.3
Emerg. & Dev. Europe	903	204.8	59.2	83.5	78.5	79.7	77.3	265.3	62.6	85.7	87.5	111.4	80.3
Albania	914	0.0	r 0.0	r 0.0	r 0.0	0.2	r 0.0	r 0.0	r 0.2	r 0.1	r 0.4
Bosnia and Herzegovina	963	0.2	r 0.0	r 0.1	r 0.1	r 0.1	r 0.1

Armenia, Republic of (911)

In Millions of U.S. Dollars

		Exports (FOB)						Imports (CIF)					
		2016	2017Q1	2017Q2	2017Q3	2017Q4	2018Q1	2016	2017Q1	2017Q2	2017Q3	2017Q4	2018Q1
Bulgaria	918	163.4	r 56.2	r 77.7	r 75.2	r 77.1	r 63.0	32.0	r 5.9	r 9.4	r 11.0	r 14.1	r 10.7
Croatia	960	0.2	r 0.1	r 0.0	r 0.0	r 0.0	1.4	r 0.1	r 0.1	r 0.1	r 0.6	r 0.2
Faroe Islands	816	0.1	r 0.0	r 0.0	r 0.0	r 0.1	r 0.0
Hungary	944	0.8	r 0.8	r 0.1	r 0.4	r 0.4	r 0.1	10.8	r 2.1	r 3.1	r 3.2	r 4.6	r 3.3
Macedonia, FYR	962	r 0.0	0.3	r 0.1	r 0.1	r 0.1	r 0.1	r 0.3
Poland	964	17.3	r 1.8	r 1.9	r 2.6	r 1.8	r 2.4	36.7	r 7.5	r 11.3	r 13.6	r 18.1	r 9.7
Romania	968	22.6	r 3.5	r 0.0	r 0.0	r 11.6	12.5	r 1.5	r 2.2	r 2.8	r 3.0	r 4.3
Serbia, Republic of	942	0.0	r 0.1	r 0.0	r 0.1	r 0.0	2.2	r 0.3	r 0.7	r 0.6	r 0.8	r 0.4
Turkey	186	0.5	r 0.3	r 0.3	r 0.2	r 0.2	r 0.1	169.0	r 45.1	r 58.6	r 55.7	r 69.8	r 50.9
CIS	901	552.0	140.7	158.9	225.9	205.4	172.9	1,217.9	305.3	330.0	343.8	459.6	381.1
Azerbaijan, Rep. of	912	2.4	2.2
Belarus	913	13.1	r 1.0	r 2.2	r 1.5	r 2.3	r 2.3	23.2	r 7.4	r 7.9	r 10.2	r 12.2	r 9.8
Georgia	915	141.2	r 32.5	r 34.5	r 45.9	r 42.3	r 13.3	95.0	r 14.5	r 33.5	r 22.1	r 23.7	r 15.6
Kazakhstan	916	5.3	r 0.9	r 0.9	r 1.3	r 1.8	r 2.5	0.7	r 0.2	r 0.4	r 1.4	r 2.1	r 0.5
Kyrgyz Republic	917	1.1	r 0.3	r 0.1	r 0.6	r 0.8	r 0.2	0.1	r 0.0	r 0.1	r 0.0
Moldova	921	0.4	r 0.2	r 0.1	r 0.1	r 0.2	r 0.3	1.0	r 0.1	r 0.3	r 0.3	r 0.6	r 0.4
Russian Federation	922	373.0	r 102.4	r 117.1	r 171.4	r 150.6	r 149.3	990.6	r 261.1	r 258.2	r 273.4	r 378.6	r 324.3
Tajikistan	923	0.8	r 0.2	r 0.2	r 0.1	r 0.4	r 0.3	r 0.0	r 0.0	r 0.1	r 0.0	r 0.0
Turkmenistan	925	4.8	r 1.6	r 1.0	r 1.6	r 1.9	r 0.5	4.7	r 0.1	r 0.0	r 6.9	r 3.2	r 0.4
Ukraine	926	8.2	r 1.5	r 2.1	r 2.6	r 4.3	r 3.4	98.9	r 21.7	r 29.4	r 29.0	r 38.4	r 29.6
Uzbekistan	927	1.8	r 0.2	r 0.6	r 0.7	r 0.7	r 0.7	1.6	r 0.3	r 0.1	r 0.3	r 0.8	r 0.4
Mid East, N Africa, Pak	440	310.7	66.3	97.2	90.8	108.2	98.2	247.3	62.3	70.1	84.4	79.8	79.7
Afghanistan, I.R. of	512	r 0.1	r 0.0	0.1	r 0.0	r 0.0	r 0.0	r 0.0	r 0.0
Algeria	612	0.1	r 0.0	r 0.0	r 0.0	r 0.0	r 0.0	r 0.0
Bahrain, Kingdom of	419	r 0.0	r 0.0	r 0.0	r 0.0	r 0.0	r 0.1
Egypt	469	0.0	r 0.0	r 0.0	r 0.0	r 0.0	7.7	r 1.0	r 1.9	r 0.6	r 2.0	r 1.6
Iran, I.R. of	429	69.6	r 13.4	r 21.2	r 28.1	r 21.4	r 24.8	164.9	r 34.4	r 45.4	r 55.1	r 44.4	r 45.8
Iraq	433	140.5	r 20.6	r 40.2	r 27.3	r 32.9	r 29.3	0.1	r 0.0	r 0.1	r 0.1
Jordan	439	0.0	r 0.0	r 0.0	0.2	r 0.1	r 0.0	r 0.0	r 0.0	r 0.1
Kuwait	443	0.5	r 0.1	r 0.0	r 0.0	r 0.1	r 0.1	0.0	r 0.0	r 0.0	r 0.0
Lebanon	446	0.2	r 0.0	r 0.0	r 0.1	r 0.1	r 0.0	1.0	r 0.2	r 0.1	r 0.2	r 0.3	r 0.3
Libya	672	0.8	r 0.7	r 0.1	r 0.2
Morocco	686	r 0.0	1.9	r 0.5	r 0.5	r 0.7	r 0.7	r 0.6
Oman	449	0.1	r 0.0	r 0.0	r 0.0	0.2	r 0.2	r 0.1	r 0.0	r 0.0
Pakistan	564	0.0	r 0.0	r 0.0	3.6	r 0.9	r 0.7	r 0.7	r 1.1	r 1.6
Qatar	453	0.0	r 0.0	r 1.2	r 0.1	r 0.1	0.4	r 0.0	r 0.0	r 0.1	r 0.4	r 0.1
Saudi Arabia	456	2.1	r 0.3	r 0.1	r 0.0	r 0.0	r 0.1	7.9	r 0.4	r 0.4	r 0.7	r 0.5	r 1.3
Sudan	732	0.2	r 0.1	0.0	r 0.0	r 0.0	r 0.0	r 0.0	r 0.0
Syrian Arab Republic	463	27.6	r 11.6	r 8.2	r 14.0	r 17.1	r 14.4	0.6	r 0.1	r 0.2	r 0.1	r 0.4	r 0.0
Tunisia	744	r 0.0	r 0.0	0.9	r 0.2	r 0.1	r 0.5	r 0.2	r 0.7
United Arab Emirates	466	68.8	r 19.5	r 27.4	r 19.9	r 36.0	r 29.3	57.8	r 24.4	r 20.4	r 25.4	r 29.7	r 27.3
West Bank and Gaza	487	0.0	0.1	r 0.0	r 0.1	r 0.1	r 0.0
Yemen, Republic of	474	0.1	r 0.1	r 0.0	r 0.1	r 0.0	0.0	r 0.0	r 0.0	r 0.0
Sub-Saharan Africa	603	0.5	0.1	0.1	0.3	0.5	30.1	8.3	6.1	4.4	16.9	14.4
Angola	614	0.0	r 1.4	r 0.1
Botswana	616	1.7	r 0.2	r 0.4	r 0.6	r 1.1
Cameroon	622	0.0	0.0	r 0.0	r 0.0	r 0.1	r 0.0	r 0.0
Congo, Republic of	634	0.1	r 0.0	r 0.0
Côte d'Ivoire	662	r 0.0	1.4	r 0.5	r 0.6	r 1.1	r 0.1	r 0.2
Ethiopia	644	r 0.0	0.4	r 0.1	r 0.1	r 0.1	r 0.1	r 0.1
Gabon	646	0.2	r 0.1	r 0.2	r 0.2	0.0	r 0.0
Ghana	652	1.0	r 0.1	r 0.2	r 0.3	r 0.1	r 0.3
Kenya	664	0.0	r 0.0	0.0	r 0.0	r 0.0	r 0.0	r 0.1	r 0.0
Madagascar	674	0.1	r 0.0	r 0.0	r 0.1	r 0.0	r 0.1
Malawi	676	0.0	2.8	r 0.6	r 1.3	r 0.0	r 0.0	r 2.5
Mauritius	684	0.2	r 0.0	r 0.0	r 0.2	r 0.1	r 0.5
Namibia	728	0.1	0.1	r 0.0	r 0.0
Nigeria	694	0.0	r 0.0	r 0.0	0.6	r 0.1	r 0.2	r 0.2	r 0.2	r 0.2
Senegal	722	r 0.1	r 0.0	0.0	r 0.0	r 0.0	r 0.0
Seychelles	718	r 0.2	r 0.0

Armenia, Republic of (911)

In Millions of U.S. Dollars

		Exports (FOB)						Imports (CIF)					
		2016	2017Q1	2017Q2	2017Q3	2017Q4	2018Q1	2016	2017Q1	2017Q2	2017Q3	2017Q4	2018Q1
Sierra Leone	724	r 0.0	r 0.1	r 0.0	0.7	r 0.0	r 0.1	r 0.2	r 0.2
South Africa	199	0.0	r 0.0	r 0.0	r 0.0	r 0.0	13.0	r 1.8	r 0.8	r 1.1	r 8.4	r 3.5
Tanzania	738	0.0	r 0.0	r 0.0	r 0.0	0.2	r 0.0	r 0.3	r 0.0	r 0.0	r 0.1
Togo	742	0.9	r 0.1	r 0.1	r 0.3	r 0.2	r 0.1
Uganda	746	0.0	r 0.0	0.0	r 0.1	r 0.1	r 0.0
Zimbabwe	698	6.8	r 4.7	r 1.7	r 0.0	r 5.9	r 5.5
Western Hemisphere	205	1.9	0.0	0.2	0.1	0.1	0.2	77.1	25.0	29.9	11.9	37.7	18.9
Anguilla	312	0.1	r 0.1	r 0.1	r 0.0	r 0.0	r 0.1
Argentina	213	0.0	r 0.0	r 0.1	r 0.0	9.1	r 2.3	r 1.5	r 0.6	r 1.8	r 1.9
Belize	339	1.8	r 0.0	r 0.1	r 0.0
Brazil	223	0.0	r 0.0	r 0.1	48.9	r 16.5	r 21.5	r 6.9	r 28.6	r 10.3
Chile	228	1.0	r 0.2	r 0.3	r 0.2	r 0.7	r 0.1
Colombia	233	r 0.0	r 0.0	0.3	r 0.1	r 0.1	r 0.0	r 0.1	r 0.7
Costa Rica	238	0.6	r 0.2	r 0.1	r 0.1	r 0.5	r 0.3
Dominican Republic	243	r 0.0	0.1	r 0.0	r 0.0	r 0.0	r 0.0	r 0.0
Ecuador	248	r 0.0	8.5	r 2.7	r 3.4	r 1.1	r 2.6	r 2.7
El Salvador	253	0.1	r 0.0	r 0.1	r 0.0	r 0.1	r 0.0
Honduras	268	0.2	r 0.0	r 0.1	r 0.0	r 0.0	r 0.0
Mexico	273	0.1	r 0.0	r 0.1	r 0.0	r 0.0	7.6	r 2.8	r 2.3	r 2.4	r 3.0	r 2.2
Nicaragua	278	0.0	r 0.0	0.0	r 0.0	r 0.0	r 0.1	r 0.1	r 0.0
Panama	283	r 0.0	r 0.0	0.1	r 0.0	r 0.0	r 0.0	r 0.0	r 0.0
Paraguay	288	0.2	r 0.1	r 0.1
Peru	293	r 0.0	0.2	r 0.0	r 0.2	r 0.2	r 0.2	r 0.5
Western Hem. n.s.	399	r 0.0	0.0	r 0.1	r 0.0	r 0.2	r 0.0
Other Countries n.i.e	910	0.1	0.1	0.1	0.4	0.2	0.2
Cuba	928	0.1	r 0.0	r 0.1	r 0.0	r 0.1	r 0.0
Korea, Dem. People's Rep.	954	0.0	r 0.0	r 0.0	r 0.4	r 0.1	r 0.1
Countries & Areas n.s.	898	11.6	r 3.9	r 3.9	r 5.0	r 5.6	r 4.8	21.0	r 5.4	r 8.5	r 5.6	r 6.8	r 12.8
Memorandum Items													
Africa	605	0.8	0.1	0.1	0.3	0.5	32.8	9.0	6.8	5.6	17.8	15.8
Middle East	405	310.4	66.3	97.2	90.7	108.1	98.2	240.9	60.7	68.7	82.4	77.8	76.7
European Union	998	484.6	133.3	167.2	161.3	171.2	172.2	711.1	151.4	219.9	256.2	303.8	244.3
Export earnings: fuel	080	668.5	159.5	208.1	251.0	245.4	236.2	1,238.9	323.5	328.7	364.5	463.2	403.5
Export earnings: nonfuel	092	1,129.0	284.9	338.9	355.6	399.4	361.2	1,986.7	481.8	680.3	692.6	847.8	721.0

Aruba (314)

In Millions of U.S. Dollars

		Exports (FOB)						Imports (CIF)					
		2016	2017Q1	2017Q2	2017Q3	2017Q4	2018Q1	2016	2017Q1	2017Q2	2017Q3	2017Q4	2018Q1
IFS World		94.1	19.2	23.2	23.2	1,129.9	281.3	279.8	275.8
World	001	94.1	19.2	23.0	23.0	23.8	17.3	1,130.1	281.4	279.6	279.9	347.7	298.9
Advanced Economies	110	40.7	9.9	12.8	7.6	8.3	9.7	897.2	224.7	224.9	214.4	274.6	244.8
Euro Area	163	17.3	2.7	3.2	1.7	2.4	2.1	181.1	43.6	46.7	47.4	59.3	52.2
Austria	122	0.1	r 0.1	0.3	r 0.1	r 0.0	r 0.0	r 0.0	r 0.0
Belgium	124	0.1	r 0.3	r 0.1	r 0.0	r 0.0	1.4	r 0.3	r 0.5	r 0.2	r 0.3	r 0.3
Cyprus	423	0.0	r 0.1	0.1	r 0.0	r 0.0	r 0.0	r 0.0	r 0.0
Finland	172	0.0	r 0.0	0.2	r 0.0	r 0.0	r 0.0	r 0.0	r 0.4
France	132	0.8	r 0.2	r 0.1	r 0.1	r 0.1	r 0.1	8.6	r 2.1	r 2.3	r 1.8	r 2.2	r 2.3
Germany	134	0.1	r 0.0	r 0.1	r 0.0	r 0.0	r 0.0	6.4	r 1.8	r 1.4	r 1.3	r 2.2	r 2.2
Greece	174	0.0	r 0.0	r 0.0	r 0.0	r 0.0	r 0.0	0.1	r 0.0	r 0.0	r 0.0	r 0.1
Ireland	178	r 0.0	0.7	r 0.3	r 0.2	r 0.1	r 0.1	r 0.0
Italy	136	0.0	r 0.0	r 0.0	r 0.0	r 0.0	r 0.0	6.3	r 1.5	r 1.6	r 1.5	r 2.0	r 1.8
Latvia	941	0.0	0.0	r 0.0	r 0.0	r 0.1
Netherlands	138	15.9	r 2.2	r 2.7	r 1.6	r 2.1	r 1.9	142.9	r 32.7	r 35.6	r 38.2	r 48.4	r 40.7
Portugal	182	0.0	r 0.0	r 0.0	1.9	r 0.4	r 0.4	r 0.1	r 0.1	r 0.2
Spain	184	0.2	r 0.0	r 0.1	r 0.0	r 0.0	r 0.1	12.1	r 4.4	r 4.4	r 4.1	r 4.0	r 4.0
Australia	193	0.0	r 0.0	0.3	r 0.1	r 0.1	r 0.1	r 0.1	r 0.2
Canada	156	0.0	r 0.0	r 0.0	r 0.0	r 0.0	r 0.0	10.5	r 2.5	r 1.8	r 1.3	r 1.8	r 4.7
China,P.R.: Hong Kong	532	1.0	r 0.3	r 1.1	r 0.5	r 0.1	r 0.0	4.4	r 1.6	r 1.0	r 1.6	r 2.1	r 1.5
Denmark	128	0.0	r 0.0	r 0.0	r 0.0	r 0.0	r 0.0	1.1	r 0.6	r 0.4	r 0.4	r 0.5	r 0.5
Israel	436	0.1	0.3	r 0.0	r 0.0	r 0.0	r 0.0	r 0.0
Japan	158	0.0	r 0.0	r 0.0	10.2	r 2.6	r 3.8	r 2.7	r 4.0	r 3.5
Korea, Republic of	542	0.0	r 0.7	r 0.9	r 0.8	r 0.1	18.2	r 3.4	r 4.4	r 4.0	r 3.3	r 3.1
New Zealand	196	0.8	r 0.1	r 0.2	r 0.3	r 0.1	r 0.2
Singapore	576	0.1	r 0.0	r 0.1	r 0.0	r 0.5	0.2	r 0.2	r 0.0	r 0.1	r 0.2	r 0.0
Sweden	144	0.0	r 0.0	r 0.0	r 0.0	r 0.0	r 0.0	1.1	r 0.6	r 0.5	r 0.5	r 0.8	r 0.1
Switzerland	146	0.1	r 0.0	15.3	r 2.7	r 3.5	r 2.7	r 4.3	r 2.9
Taiwan Prov.of China	528	3.5	r 1.6	r 2.3	r 0.7	r 0.1	r 0.0	0.8	r 0.0	r 0.1	r 0.1	r 0.1	r 0.2
United Kingdom	112	0.1	r 0.0	r 0.0	r 0.0	r 0.0	r 0.0	26.1	r 8.4	r 6.5	r 1.9	r 6.3	r 4.4
United States	111	18.6	r 5.2	r 5.5	r 3.7	r 4.8	r 7.0	626.6	r 158.2	r 155.9	r 151.3	r 191.7	r 171.3
Emerg. & Dev. Economies	200	53.0	9.3	10.2	15.5	15.6	7.6	232.8	56.7	54.7	65.4	70.3	54.0
Emerg. & Dev. Asia	505	1.1	0.2	0.5	4.3	0.9	0.6	43.7	9.4	9.8	10.8	12.0	11.7
China,P.R.: Mainland	924	0.9	r 0.1	r 0.4	r 0.2	r 0.5	r 0.1	27.2	r 5.4	r 6.8	r 6.7	r 8.3	r 7.7
India	534	0.1	r 0.0	r 0.0	r 0.1	r 0.0	r 0.1	7.3	r 1.7	r 1.3	r 1.3	r 1.9	r 1.5
Indonesia	536	r 0.0	r 0.0	1.0	r 0.4	r 0.1	r 0.1	r 0.1	r 0.2
Malaysia	548	r 0.0	0.6	r 0.1	r 0.2	r 0.1	r 0.1	r 0.0
Philippines	566	0.0	0.2	r 0.0	r 0.0	r 0.3	r 0.1	r 0.1
Thailand	578	r 0.0	r 0.0	r 4.1	r 0.4	r 0.4	6.1	r 1.2	r 1.2	r 1.5	r 1.3	r 1.5
Vietnam	582	1.4	r 0.6	r 0.2	r 0.7	r 0.1	r 0.6
Europe	170	0.0	0.0	0.3	0.0	0.0	0.0	2.7	0.4	0.8	0.6	0.8	0.7
Emerg. & Dev. Europe	903	0.0	0.3	0.0	0.0	0.0	2.6	0.4	0.8	0.6	0.7	0.7
Bulgaria	918	r 0.0	r 0.0	r 0.0	0.2	r 0.1	r 0.3	r 0.0	r 0.0	r 0.2
Hungary	944	r 0.0	0.5	r 0.0	r 0.2	r 0.2	r 0.2	r 0.1
Montenegro	943	r 0.3
Poland	964	r 0.0	0.5	r 0.1	r 0.0	r 0.2	r 0.1	r 0.0
Turkey	186	r 0.0	1.4	r 0.2	r 0.3	r 0.2	r 0.4	r 0.3
CIS	901	0.0	0.0	0.1	0.0	0.0	0.0	0.0
Mid East, N Africa, Pak	440	0.0	0.0	0.0	0.0	0.9	0.2	0.1	0.2	0.4	0.7
Oman	449	0.0	r 0.1	r 0.0	r 0.0	r 0.1	r 0.4
Pakistan	564	r 0.0	0.0	r 0.0	r 0.0	r 0.0	r 0.1	r 0.0
Qatar	453	0.0	0.1	r 0.0	r 0.0
United Arab Emirates	466	0.0	r 0.0	r 0.0	0.7	r 0.0	r 0.1	r 0.1	r 0.2	r 0.3
Sub-Saharan Africa	603	0.1	0.0	0.0	0.0	0.0	0.0	1.1	0.3	0.1	0.1	0.1	0.1
Ethiopia	644	0.1
South Africa	199	0.0	r 0.0	r 0.0	r 0.0	r 0.0	0.9	r 0.3	r 0.1	r 0.1	r 0.0	r 0.1
Swaziland	734	r 0.0	0.1	r 0.0	r 0.0
Western Hemisphere	205	51.9	9.0	9.4	11.1	14.6	6.9	184.4	46.4	43.9	53.8	57.1	40.9
Antigua and Barbuda	311	0.0	r 0.0	r 0.0	0.1	r 0.0	r 0.1	r 0.0	r 0.1	r 0.0
Argentina	213	r 0.0	r 0.0	r 0.0	r 0.0	1.5	r 0.2	r 0.8	r 0.7	r 0.5	r 0.4

Aruba (314)

In Millions of U.S. Dollars

		Exports (FOB)						Imports (CIF)					
		2016	2017Q1	2017Q2	2017Q3	2017Q4	2018Q1	2016	2017Q1	2017Q2	2017Q3	2017Q4	2018Q1
Bahamas, The	313	0.0	r 0.0	r 0.0	r 0.0	r 0.0	1.5	r 0.5	r 0.8	r 0.5	r 0.5	r 0.0
Barbados	316	0.0	r 0.0	r 0.0	1.6	r 0.6	r 0.6	r 0.2	r 0.6	r 0.3
Belize	339	r 0.0	0.0	r 0.0	r 0.1
Bermuda	319	r 0.0	r 0.0	0.1	r 0.0
Bolivia	218	0.0	r 0.0	r 0.0	0.1	r 0.0	r 0.0
Brazil	223	0.0	r 0.0	r 0.0	18.9	r 3.7	r 4.9	r 5.4	r 7.3	r 6.4
Chile	228	0.1	r 0.0	r 0.0	2.5	r 0.5	r 0.6	r 0.5	r 0.8	r 0.5
Colombia	233	22.0	r 3.2	r 2.6	r 4.9	r 7.0	r 2.6	27.1	r 6.8	r 7.1	r 7.5	r 6.4	r 5.5
Costa Rica	238	0.0	r 0.0	r 0.0	r 0.1	6.0	r 1.8	r 1.7	r 1.9	r 1.9	r 2.6
Curacao	354	8.3	r 0.8	r 1.7	r 2.1	r 3.3	r 1.8	15.5	r 3.6	r 3.3	r 3.6	r 4.7	r 3.0
Dominica	321	0.0	r 0.0	r 0.0	0.0	r 0.0	r 0.1
Dominican Republic	243	0.2	r 0.0	r 0.0	r 0.0	r 0.0	r 0.0	9.3	r 1.8	r 2.2	r 2.4	r 2.6	r 2.5
Ecuador	248	0.0	r 0.0	r 0.0	r 0.1	r 0.2	0.2	r 0.0	r 0.1	r 0.1	r 0.1	r 0.0
El Salvador	253	0.0	0.2	r 0.1	r 0.0	r 0.0	r 0.0	r 0.1
Grenada	328	0.0	r 0.0	r 0.0	r 0.0	r 0.0	r 0.2	0.0	r 0.0	r 0.0	r 0.0	r 0.0	r 0.0
Guatemala	258	0.0	r 0.0	r 0.0	1.0	r 0.3	r 0.3	r 0.4	r 0.1	r 0.2
Haiti	263	0.2	r 0.0	r 0.0	r 0.0	r 0.0	r 0.0	0.0	r 0.0	r 0.0	r 0.0	r 0.0	r 0.0
Honduras	268	0.0	2.7	r 0.8	r 0.2	r 0.8	r 1.5	r 0.9
Jamaica	343	0.0	r 0.0	r 0.0	r 0.0	r 0.0	r 0.0	2.6	r 0.7	r 0.5	r 0.3	r 0.4	r 0.3
Mexico	273	1.2	r 0.5	r 0.0	r 0.1	r 0.0	r 0.0	11.4	r 2.7	r 3.0	r 3.4	r 5.5	r 4.0
Netherlands Antilles	353	0.8	r 0.1	r 0.1	r 0.2	r 0.1	r 0.2	2.0	r 1.4	r 0.6	r 1.1	r 2.4	r 0.9
Nicaragua	278	0.0	r 0.0	0.2	r 0.0	r 0.0	r 0.0	r 0.0
Panama	283	3.6	r 0.3	r 1.7	r 1.0	r 0.8	r 0.5	35.7	r 7.7	r 7.0	r 7.7	r 10.6	r 8.0
Paraguay	288	0.0	6.6	r 1.4	r 2.1	r 5.6	r 1.7	r 0.6
Peru	293	0.0	r 0.0	r 0.0	3.8	r 1.2	r 0.8	r 1.4	r 0.9	r 0.9
St. Kitts and Nevis	361	0.1	0.0	r 0.0	r 0.0	r 0.0
St. Lucia	362	0.0	r 0.0	r 0.0	r 0.0	0.0	r 0.0	r 0.2	r 0.0	r 0.0
St. Vincent & Grens.	364	0.0	r 0.0	r 0.0	r 0.0	r 0.0	0.1	r 0.1	r 0.0	r 0.0
Suriname	366	1.1	r 0.3	r 0.0	r 0.1	r 0.0	r 0.4	1.4	r 0.2	r 0.4	r 0.5	r 0.5	r 0.5
Trinidad and Tobago	369	0.1	r 0.0	r 0.0	r 0.2	r 0.1	8.2	r 2.5	r 1.3	r 1.6	r 1.4	r 1.7
Uruguay	298	1.0	r 0.0	r 0.3	r 0.3	1.4	r 0.5	r 0.3	r 0.9	r 0.7	r 0.6
Venezuela, Rep. Bol.	299	13.0	r 3.7	r 2.8	r 2.4	r 3.0	r 0.6	22.3	r 7.2	r 4.9	r 7.0	r 5.6	r 1.0
Western Hem. n.s.	399	0.0	r 0.0	r 0.0	r 0.1	r 0.0	r 0.0	0.1	r 0.0	r 0.0	r 0.0	r 0.0	r 0.0
Other Countries n.i.e	910	0.2	0.0	0.0	0.0	0.0	0.1	0.0	0.0	0.0	0.0	0.0
Cuba	928	0.2	r 0.0	r 0.0	r 0.0	r 0.0	0.1	r 0.0	r 0.0	r 0.0	r 0.0	r 0.0
Countries & Areas n.s.	898	0.2	r 0.0	r 0.0	r 0.0	r 0.0	r 0.0	0.0	r 0.0	r 0.0	r 0.0	r 2.9	r 0.0
Memorandum Items													
Africa	605	0.1	0.0	0.0	0.0	0.0	0.0	1.1	0.3	0.1	0.1	0.1	0.1
Middle East	405	0.0	0.0	0.0	0.8	0.2	0.1	0.2	0.3	0.7
European Union	998	17.3	2.7	3.2	1.7	2.4	2.1	210.7	53.3	54.7	50.6	67.3	57.5
Export earnings: fuel	080	35.2	6.9	5.5	7.4	10.1	3.5	58.7	16.8	13.4	16.5	13.8	8.9
Export earnings: nonfuel	092	58.9	12.3	17.5	15.6	13.7	13.9	1,071.3	264.6	266.2	263.4	334.0	289.9

Australia (193)

In Millions of U.S. Dollars

		Exports (FOB)						Imports (FOB)					
		2016	2017Q1	2017Q2	2017Q3	2017Q4	2018Q1	2016	2017Q1	2017Q2	2017Q3	2017Q4	2018Q1
IFS World		192,488.7	56,525.6	56,133.5	59,638.8	58,751.8	60,450.5	198,645.1	54,037.6	53,454.8	56,661.8	57,135.7	60,199.9
World	001	191,276.6	55,118.2	56,583.7	59,333.7	58,255.6	60,324.4	190,330.8	47,905.8	52,400.0	58,348.5	55,985.3	55,651.3
Advanced Economies	110	89,298.8	23,846.1	24,979.2	26,068.8	25,400.8	27,781.1	99,772.1	25,281.2	25,653.9	27,518.3	27,906.0	28,875.2
Euro Area	163	11,867.0	1,889.3	1,731.8	1,695.4	1,612.1	2,251.1	27,047.1	6,136.7	6,786.4	7,540.9	7,465.6	7,935.3
Austria	122	315.9	r 9.6	r 5.8	r 10.7	r 18.1	r 8.4	1,080.4	r 271.7	r 300.7	r 337.5	r 328.9	r 382.9
Belgium	124	908.4	r 228.2	r 270.1	r 136.8	r 221.7	r 257.1	1,279.1	r 97.8	r 413.1	r 406.3	r 407.1	r 383.4
Cyprus	423	8.0	r 0.4	r 1.7	r 0.6	r 1.2	r 0.6	18.9	r 4.6	r 5.4	r 5.2	r 6.2	r 7.7
Estonia	939	19.3	r 1.9	r 3.0	r 1.7	r 1.6	r 1.6	53.5	r 12.5	r 17.7	r 24.6	r 19.5	r 19.8
Finland	172	178.8	r 8.8	r 6.6	r 9.1	r 20.9	r 8.4	569.8	r 148.0	r 151.4	r 169.5	r 194.4	r 236.8
France	132	1,630.3	r 281.4	r 238.8	r 248.1	r 229.6	r 308.3	3,355.2	r 877.4	r 800.7	r 953.1	r 1,048.8	r 1,006.7
Germany	134	3,925.4	r 566.6	r 439.0	r 420.3	r 384.9	r 691.3	10,157.0	r 2,346.2	r 2,605.5	r 2,837.7	r 2,708.5	r 2,885.8
Greece	174	50.9	r 1.7	r 7.4	r 3.5	r 2.2	r 4.8	159.8	r 41.0	r 38.9	r 48.7	r 47.5	r 47.2
Ireland	178	684.4	r 13.6	r 14.0	r 16.9	r 29.4	r 22.7	2,018.1	r 330.7	r 312.7	r 377.2	r 359.1	r 366.2
Italy	136	1,517.5	r 119.0	r 139.8	r 146.5	r 123.0	r 169.8	4,429.4	r 1,071.5	r 1,160.9	r 1,276.4	r 1,269.7	r 1,320.3
Latvia	941	6.9	r 3.2	r 0.9	r 2.8	r 2.1	r 3.4	12.5	r 3.2	r 3.6	r 3.9	r 4.4	r 5.4
Lithuania	946	13.2	r 0.6	r 1.3	r 2.0	r 1.1	r 0.9	35.1	r 13.3	r 14.8	r 10.2	r 11.0	r 19.7
Luxembourg	137	4.6	r 0.1	r 1.1	r 0.3	r 0.4	r 0.3	16.6	r 1.5	r 6.5	r 7.7	r 6.2	r 5.3
Malta	181	8.0	r 0.8	r 1.0	r 0.5	r 0.9	r 0.6	15.8	r 2.5	r 3.6	r 2.9	r 3.5	r 2.9
Netherlands	138	1,779.6	r 482.8	r 444.5	r 550.0	r 441.2	r 589.1	1,701.3	r 429.9	r 421.8	r 457.7	r 443.3	r 583.3
Portugal	182	51.3	r 30.0	r 3.7	r 3.3	r 3.7	r 15.3	160.2	r 37.5	r 39.6	r 63.7	r 46.2	r 52.5
Slovak Republic	936	79.4	r 0.3	r 0.4	r 0.8	r 0.5	r 0.5	233.7	r 51.7	r 68.3	r 64.1	r 74.5	r 32.7
Slovenia	961	43.3	r 25.2	r 24.7	r 23.5	r 21.0	r 26.6	107.6	r 26.2	r 32.2	r 32.1	r 34.7	r 29.8
Spain	184	641.8	r 115.1	r 128.0	r 117.9	r 108.8	r 141.3	1,642.9	r 369.5	r 389.0	r 462.5	r 452.1	r 546.8
Canada	156	1,385.2	r 300.5	r 315.3	r 294.2	r 335.3	r 346.2	1,451.2	r 372.8	r 392.4	r 434.0	r 439.9	r 383.9
China,P.R.: Hong Kong	532	3,855.1	r 2,583.6	r 2,828.7	r 1,807.2	r 1,981.4	r 2,483.4	714.3	r 131.2	r 139.7	r 160.2	r 148.7	r 259.9
China,P.R.: Macao	546	49.6	r 9.8	r 12.8	r 15.2	r 16.6	r 18.2	13.3	r 1.3	r 1.6	r 6.1	r 6.3	r 7.6
Czech Republic	935	228.1	r 27.2	r 20.8	r 33.4	r 51.0	r 29.8	555.2	r 130.6	r 153.5	r 133.1	r 132.4	r 126.6
Denmark	128	280.6	r 56.6	r 27.6	r 21.6	r 15.2	r 15.2	901.0	r 274.0	r 271.5	r 217.3	r 245.6	r 316.8
Iceland	176	127.0	r 35.1	r 64.2	r 47.7	r 62.6	r 59.0	10.3	r 0.8	r 1.6	r 2.3	r 2.6	r 1.3
Israel	436	295.8	r 36.5	r 33.3	r 44.3	r 48.8	r 47.0	591.2	r 167.3	r 133.0	r 160.1	r 162.1	r 157.1
Japan	158	23,692.9	r 7,981.4	r 8,147.7	r 8,646.0	r 8,741.5	r 9,897.4	14,907.8	r 3,984.1	r 3,679.3	r 4,337.0	r 4,179.6	r 4,308.5
Korea, Republic of	542	11,724.7	r 3,677.6	r 3,802.6	r 3,860.8	r 3,724.8	r 4,045.7	8,239.3	r 2,317.9	r 2,220.9	r 2,220.0	r 2,900.3	r 2,537.0
New Zealand	196	6,236.3	r 1,557.1	r 1,587.0	r 1,917.3	r 1,846.0	r 1,681.9	5,686.0	r 1,353.8	r 1,367.1	r 1,609.3	r 1,559.3	r 1,454.7
Norway	142	87.4	r 12.3	r 11.3	r 21.6	r 14.5	r 22.8	237.7	r 48.5	r 61.6	r 127.3	r 69.6	r 64.5
Singapore	576	4,509.2	r 1,055.4	r 1,213.4	r 1,353.0	r 1,556.5	r 1,471.6	5,206.6	r 1,852.2	r 1,459.2	r 1,396.0	r 1,552.1	r 2,048.0
Sweden	144	531.8	r 27.4	r 59.4	r 77.2	r 19.3	r 40.4	1,523.4	r 455.5	r 440.5	r 438.9	r 414.5	r 530.1
Switzerland	146	1,179.5	r 220.2	r 288.2	r 282.1	r 315.7	r 254.5	2,375.5	r 573.4	r 568.4	r 598.6	r 570.7	r 651.4
Taiwan Prov. of China	528	4,759.8	r 1,404.3	r 1,681.1	r 1,753.1	r 1,777.1	r 1,634.0	3,213.7	r 792.1	r 754.3	r 847.1	r 881.1	r 811.4
United Kingdom	112	6,146.2	r 850.2	r 781.5	r 1,788.6	r 1,189.5	r 1,346.2	5,289.2	r 1,225.2	r 1,179.1	r 1,399.4	r 1,457.8	r 1,492.9
United States	111	12,342.6	r 2,121.6	r 2,372.5	r 2,410.4	r 2,092.8	r 2,136.7	21,809.3	r 5,464.1	r 6,043.8	r 5,890.8	r 5,717.9	r 5,788.2
Emerg. & Dev. Economies	200	97,085.4	29,908.9	30,098.1	31,861.8	31,306.0	31,274.2	88,175.1	22,010.2	22,526.6	24,561.8	27,243.2	25,344.6
Emerg. & Dev. Asia	505	85,946.1	26,749.1	26,792.5	28,579.1	27,989.9	28,273.6	77,187.5	19,513.2	19,527.5	21,400.7	23,764.4	21,973.3
American Samoa	859	7.6	r 2.8	r 1.7	r 1.5	r 1.8	r 1.5	10.1	r 2.8	r 2.5	r 2.0	r 2.9	r 1.5
Bangladesh	513	615.9	r 242.9	r 214.6	r 262.8	r 188.9	r 192.1	650.7	r 190.1	r 148.5	r 165.6	r 147.9	r 202.2
Bhutan	514	0.4	r 0.1	r 0.0	r 0.1	r 0.1	r 0.0	0.8	r 0.1	r 0.3	r 0.3	r 0.2	r 0.2
Brunei Darussalam	516	103.2	r 6.2	r 8.4	r 10.6	r 6.7	r 11.2	216.2	r 55.1	r 0.3	r 59.3	r 92.6	r 166.4
Cambodia	522	86.1	r 7.9	r 6.2	r 9.3	r 7.1	r 10.6	134.0	r 38.4	r 30.8	r 32.3	r 32.9	r 32.2
China,P.R.: Mainland	924	58,383.3	r 18,876.5	r 18,434.9	r 19,904.5	r 19,471.5	r 19,862.4	44,490.1	r 11,239.4	r 11,012.7	r 12,455.6	r 14,451.4	r 12,462.5
Fiji	819	265.3	r 71.1	r 76.7	r 84.4	r 96.3	r 90.9	142.6	r 26.4	r 35.2	r 37.6	r 35.5	r 33.2
F.T. French Polynesia	887	27.3	r 10.0	r 10.2	r 10.3	r 9.1	r 10.2	1.3	r 0.6	r 0.3	r 0.3	r 0.3	r 0.3
F.T. New Caledonia	839	200.8	r 71.2	r 67.6	r 78.9	r 86.5	r 83.5	21.7	r 2.4	r 3.0	r 5.0	r 12.7	r 4.6
Guam	829	6.0	r 2.1	r 1.9	r 1.8	r 1.6	r 3.8	0.3	r 0.0	r 0.5	r 0.0	r 0.0
India	534	6,673.8	r 2,796.6	r 2,838.2	r 2,809.1	r 2,925.7	r 2,993.3	3,270.5	r 753.7	r 1,012.9	r 1,067.3	r 1,083.3	r 1,183.5
Indonesia	536	4,039.6	r 1,223.1	r 1,260.0	r 1,509.7	r 1,162.1	r 1,142.1	3,678.2	r 753.0	r 810.8	r 762.8	r 864.7	r 837.6
Kiribati	826	14.1	r 5.0	r 4.7	r 4.6	r 5.3	r 4.2	0.2	r 0.2	r 0.0	r 0.0	r 0.0	r 0.0
Lao People's Dem.Rep	544	16.6	r 4.4	r 4.1	r 4.6	r 6.2	r 5.3	8.0	r 1.4	r 4.1	r 2.8	r 3.6	r 3.2
Malaysia	548	4,165.2	r 900.7	r 1,195.3	r 1,129.9	r 1,176.7	r 1,238.4	7,021.3	r 2,284.0	r 1,996.6	r 2,012.6	r 2,231.6	r 2,272.0
Maldives	556	21.1	r 7.1	r 7.8	r 8.1	r 9.7	r 9.3	1.1	r 0.6	r 0.2	r 0.1	r 0.5	r 0.3
Marshall Islands	867	6.6	r 4.7	r 0.4	r 0.9	r 0.8	r 0.6	0.3	r 0.0	r 0.1	r 0.0	r 0.3
Micronesia	868	5.1	r 0.6	r 0.4	r 0.9	r 1.2	r 1.1	0.0	r 0.0	r 0.0

Australia (193)

In Millions of U.S. Dollars

		Exports (FOB)						Imports (FOB)					
		2016	2017Q1	2017Q2	2017Q3	2017Q4	2018Q1	2016	2017Q1	2017Q2	2017Q3	2017Q4	2018Q1
Mongolia	948	8.5	r 4.3	r 5.4	r 6.8	r 6.0	r 6.0	1.3	r 0.1	r 0.1	r 0.1	r 0.1	r 0.1
Myanmar	518	98.4	r 32.1	r 36.1	r 34.6	r 31.8	r 27.0	24.6	r 8.7	r 6.0	r 7.4	r 7.3	r 6.6
Nauru	836	33.8	r 8.2	r 6.6	r 7.1	r 10.3	r 7.3	4.7	r 0.1	r 2.8	r 0.1	r 2.9	r 0.1
Nepal	558	30.5	r 11.3	r 7.3	r 8.6	r 12.2	r 10.4	6.1	r 1.4	r 1.4	r 1.4	r 1.5	r 1.2
Palau	565	1.4	r 0.2	r 0.3	r 0.2	r 0.2	r 0.2	0.0	r 0.2	r 0.0	r 0.0
Papua New Guinea	853	1,612.1	r 290.6	r 335.4	r 391.5	r 339.1	r 357.0	2,704.3	r 625.9	r 687.8	r 548.9	r 683.9	r 553.7
Philippines	566	1,148.0	r 454.8	r 561.1	r 356.9	r 383.5	r 317.2	573.3	r 123.7	r 136.1	r 130.6	r 127.5	r 133.1
Samoa	862	23.4	r 5.1	r 5.9	r 6.3	r 7.5	r 7.1	23.7	r 4.0	r 5.7	r 3.7	r 1.0	r 0.5
Solomon Islands	813	63.0	r 13.6	r 23.5	r 27.5	r 24.6	r 20.6	2.4	r 7.0	r 1.0	r 2.1	r 1.3	r 1.4
Sri Lanka	524	167.4	r 54.6	r 50.7	r 60.3	r 49.7	r 39.8	165.4	r 44.8	r 43.4	r 51.6	r 47.8	r 47.4
Thailand	578	5,041.2	r 781.7	r 671.8	r 842.7	r 1,096.2	r 1,042.3	10,681.0	r 2,543.0	r 2,533.7	r 3,050.5	r 2,900.4	r 2,900.7
Timor-Leste	537	19.4	r 2.3	r 6.3	r 7.1	r 7.0	r 3.6	1.4	r 0.1	r 0.3	r 1.0	r 0.3	r 0.1
Tonga	866	11.8	r 2.9	r 2.7	r 3.1	r 3.0	r 4.5	1.5	r 0.4	r 0.4	r 0.4	r 0.3	r 0.3
Tuvalu	869	1.7	r 0.8	r 0.7	r 0.7	r 0.7	r 0.5	0.1	r 0.0	r 0.1	r 0.0	r 0.0	r 0.0
Vanuatu	846	49.5	r 11.9	r 12.3	r 15.5	r 18.5	r 13.8	1.2	r 0.3	r 0.3	r 0.4	r 0.4	r 0.6
Vietnam	582	2,943.2	r 821.2	r 912.1	r 956.7	r 828.2	r 737.7	3,345.1	r 805.1	r 1,050.1	r 996.8	r 1,029.5	r 1,126.7
Asia n.s.	598	55.0	r 20.5	r 21.0	r 21.3	r 14.1	r 18.3	3.8	r 0.1	r 0.1	r 1.4	r 0.1	r 0.6
Europe	170	1,471.3	369.1	508.1	570.3	496.6	336.0	2,347.3	613.3	640.6	661.6	597.4	636.5
Emerg. & Dev. Europe	903	1,114.3	270.1	388.8	456.7	383.5	181.5	2,136.8	524.3	540.9	568.4	532.0	586.7
Albania	914	2.0	r 0.3	r 0.5	r 1.9	r 0.4	r 0.4	1.9	r 0.7	r 0.3	r 0.4	r 0.3	r 0.6
Bosnia and Herzegovina	963	6.5	r 0.0	r 0.0	r 0.5	r 0.0	r 0.1	18.7	r 4.5	r 4.3	r 4.4	r 4.5	r 3.4
Bulgaria	918	57.1	r 3.5	r 2.0	r 5.3	r 4.7	r 2.6	52.1	r 12.2	r 11.9	r 13.3	r 14.0	r 14.4
Croatia	960	17.1	r 0.1	r 0.4	r 1.3	r 0.9	r 0.3	23.2	r 7.7	r 5.0	r 9.4	r 5.7	r 6.7
Gibraltar	823	0.0	r 0.0	r 0.0	r 0.0	r 0.0	0.0	r 0.1
Hungary	944	118.6	r 4.7	r 5.5	r 6.2	r 5.3	r 6.7	439.6	r 141.1	r 114.5	r 116.2	r 102.0	r 106.5
Macedonia, FYR	962	2.3	r 0.1	r 0.2	r 0.1	r 0.2	r 0.2	6.7	r 1.7	r 1.2	r 1.3	r 2.1	r 2.5
Montenegro	943	0.1	r 1.6	r 0.0	0.3	r 0.1	r 0.1	r 0.1	r 0.1	r 0.1
Poland	964	372.7	r 95.1	r 69.5	r 69.6	r 48.7	r 92.7	660.0	r 185.4	r 201.6	r 206.1	r 199.0	r 209.3
Romania	968	55.9	r 9.1	r 31.6	r 8.3	r 8.9	r 8.9	190.4	r 26.3	r 32.9	r 35.6	r 35.8	r 41.7
Serbia, Republic of	942	5.5	r 0.4	r 0.4	r 0.2	r 0.1	r 0.2	16.8	r 1.7	r 3.4	r 5.3	r 7.1	r 5.0
Turkey	186	476.6	r 156.8	r 278.8	r 361.6	r 314.1	r 69.3	727.0	r 142.8	r 165.5	r 176.3	r 161.1	r 196.6
CIS	901	357.0	99.1	119.3	113.6	113.1	154.5	210.5	89.1	99.7	93.1	65.4	49.7
Armenia	911	0.6	r 0.4	r 0.6	r 0.4	r 0.2	r 0.2	0.2	r 0.0	r 0.2	r 0.2	r 0.2	r 0.2
Azerbaijan, Rep. of	912	2.5	r 0.5	r 2.0	r 0.4	r 0.6	r 0.4	0.6	r 0.0	r 0.1	r 0.1	r 0.1	r 0.2
Belarus	913	0.8	r 0.0	r 0.1	r 0.1	r 0.1	r 0.0	2.2	r 0.7	r 1.0	r 0.7	r 1.5	r 8.9
Georgia	915	2.9	r 1.2	r 1.6	r 2.5	r 3.2	r 2.1	3.2	r 2.4	r 0.5	r 0.5	r 0.3	r 0.5
Kazakhstan	916	9.0	r 1.5	r 2.1	r 3.3	r 2.6	r 3.0	1.5	r 0.6	r 0.4	r 0.6	r 0.2	r 0.6
Kyrgyz Republic	917	1.4	r 0.3	r 0.4	r 0.6	r 0.4	r 0.3	0.0	r 0.0	r 0.0	r 0.1	r 0.2	r 0.0
Moldova	921	0.2	r 0.1	r 0.0	r 0.0	r 0.1	0.9	r 0.3	r 0.5	r 0.5	r 0.3	r 0.3
Russian Federation	922	316.3	r 92.2	r 90.6	r 86.6	r 103.1	r 146.8	162.6	r 77.9	r 90.8	r 83.8	r 55.8	r 24.5
Tajikistan	923	0.1	r 0.0	r 0.2	0.0	r 0.0	r 0.0	r 0.0	r 0.0
Turkmenistan	925	0.3	r 0.0	r 0.1	r 0.7	r 0.0	1.6	r 1.7	r 0.0
Ukraine	926	22.8	r 2.9	r 21.6	r 16.9	r 2.6	r 1.5	37.5	r 5.3	r 6.2	r 6.7	r 6.9	r 14.5
Uzbekistan	927	0.1	r 2.0	r 0.1	r 0.0	0.0	r 0.0	r 0.1	r 0.0	r 0.0	r 0.0
Mid East, N Africa, Pak	440	5,701.8	1,793.6	1,883.4	1,626.8	1,696.9	1,632.9	3,267.7	562.2	877.1	866.2	956.4	1,129.8
Afghanistan, I.R. of	512	8.4	r 1.0	r 2.1	r 6.2	r 0.0	r 1.2	0.2	r 0.0	r 0.0	r 0.1	r 0.1	r 0.1
Algeria	612	57.6	r 9.8	r 0.8	r 1.1	r 13.1	r 7.4	241.3	r 18.5	r 148.2	r 130.9	r 45.2	r 67.9
Bahrain, Kingdom of	419	430.8	r 183.8	r 185.3	r 145.6	r 171.5	r 195.6	46.0	r 12.3	r 12.2	r 14.5	r 29.4	r 17.9
Djibouti	611	3.3	r 0.8	r 1.3	r 0.6	r 0.5	r 0.2	0.6	r 0.1	r 0.2	r 1.0	r 0.2	r 0.0
Egypt	469	250.0	r 114.9	r 86.7	r 99.8	r 100.6	r 129.3	25.9	r 11.4	r 8.0	r 7.5	r 10.8	r 13.6
Iran, I.R. of	429	55.2	r 21.5	r 17.1	r 15.6	r 61.1	r 34.0	73.4	r 9.6	r 11.7	r 6.6	r 6.1	r 29.6
Iraq	433	24.1	r 5.3	r 6.9	r 43.3	r 15.0	r 23.1	0.0	r 0.0	r 0.0	r 0.0	r 0.0	r 0.1
Jordan	439	124.9	r 27.3	r 26.6	r 33.2	r 20.5	r 23.3	23.4	r 3.8	r 2.7	r 7.3	r 2.5	r 20.6
Kuwait	443	399.1	r 102.9	r 145.2	r 95.1	r 87.0	r 71.6	7.5	r 8.5	r 17.7	r 5.7	r 0.1	r 8.5
Lebanon	446	27.6	r 9.3	r 12.3	r 8.3	r 6.7	r 6.3	13.0	r 3.8	r 4.8	r 2.4	r 2.9	r 3.6
Libya	672	1.6	r 0.0	r 0.4	r 0.3	r 0.4	0.0	r 98.1	r 139.2
Mauritania	682	7.0	r 3.8	r 2.3	r 2.4	r 3.4	r 1.7	0.1	r 0.0	r 0.0	r 0.0	r 0.0
Morocco	686	22.3	r 11.5	r 10.7	r 5.5	r 2.8	r 2.7	47.8	r 18.5	r 10.0	r 7.5	r 7.7	r 8.0
Oman	449	287.6	r 85.0	r 106.2	r 51.3	r 44.2	r 100.0	37.2	r 16.9	r 30.6	r 16.2	r 9.3	r 2.5
Pakistan	564	435.3	r 213.6	r 116.4	r 128.6	r 86.7	r 72.6	243.1	r 57.9	r 60.1	r 64.0	r 48.8	r 55.4

Australia (193)

In Millions of U.S. Dollars

		Exports (FOB)						Imports (FOB)					
		2016	2017Q1	2017Q2	2017Q3	2017Q4	2018Q1	2016	2017Q1	2017Q2	2017Q3	2017Q4	2018Q1
Qatar	453	376.0	r 101.8	r 92.6	r 77.8	r 121.6	r 136.1	237.3	r 43.1	r 118.1	r 60.9	r 76.6	r 65.1
Saudi Arabia	456	974.0	r 276.5	r 295.2	r 241.7	r 157.8	r 131.9	323.6	r 84.7	r 112.3	r 63.9	r 89.9	r 167.0
Somalia	726	0.4	r 1.2	r 0.3	r 0.4	r 0.3	r 0.1	0.4	r 0.0	r 0.0	r 0.1	r 0.0	r 0.0
Sudan	732	5.6	r 1.0	r 3.7	r 1.2	r 3.0	r 1.2	380.6	r 0.0	r 0.0	r 0.0	r 0.0	r 0.1
Syrian Arab Republic	463	1.1	r 0.2	r 0.1	r 0.1	r 0.4	r 0.3	1.1	r 0.2	r 0.3	r 0.1	r 0.1	r 0.1
Tunisia	744	12.6	r 0.8	r 0.8	r 1.4	r 0.9	r 0.1	22.5	r 5.5	r 6.1	r 7.5	r 5.3	r 7.3
United Arab Emirates	466	2,056.0	r 562.1	r 681.5	r 637.9	r 770.0	r 655.4	1,542.3	r 267.4	r 334.2	r 470.0	r 523.3	r 523.3
Yemen, Republic of	474	141.6	r 59.5	r 89.0	r 29.4	r 29.3	r 38.8	0.0	r 0.0	r 0.0	r 0.0
Sub-Saharan Africa	603	1,587.4	478.8	473.9	560.1	620.9	535.6	1,401.3	374.2	430.7	560.2	703.5	453.8
Angola	614	2.6	r 1.1	r 0.9	r 2.5	r 1.1	r 15.5	10.0	r 0.4	r 0.0	r 0.1	r 0.0	r 0.0
Benin	638	0.6	r 0.2	r 0.1	r 0.3	r 0.1	r 0.3	0.0	r 0.0	r 0.0
Botswana	616	0.7	r 0.5	r 0.7	r 0.6	r 0.1	r 0.1	0.6	r 0.1	r 6.1	r 0.0	r 0.0	r 0.0
Burkina Faso	748	7.3	r 1.6	r 4.7	r 2.9	r 1.9	r 2.9	0.0	r 0.2	r 0.0	r 0.0	r 0.0	r 0.0
Burundi	618	0.1	r 0.0	0.4	r 0.1	r 0.0	r 0.1	r 0.4
Cabo Verde	624	0.1	r 0.0	158.6	r 0.0	r 0.0	r 0.2	r 0.0
Cameroon	622	2.8	r 0.4	r 0.2	r 0.2	r 1.0	r 0.4	0.6	r 0.2	r 0.2	r 0.3	r 0.1	r 0.3
Central African Rep.	626	2.7	r 0.3	r 0.1	r 0.0	r 0.0	r 0.2	r 0.0	r 0.0	r 0.1
Chad	628	1.3	r 0.0	r 0.0	r 1.0	r 0.0	r 0.0	0.0	r 0.0	r 0.0	r 0.0
Congo, Dem. Rep. of	636	2.1	r 1.0	r 0.6	r 0.6	r 0.8	r 0.7	0.2	r 0.1	r 0.0	r 0.0	r 0.1	r 0.0
Congo, Republic of	634	45.3	r 0.2	r 0.2	r 0.3	r 0.3	r 0.4	239.9	r 76.0	r 47.8	r 46.4	r 46.7	r 74.9
Côte d'Ivoire	662	15.2	r 6.7	r 15.6	r 11.6	r 11.6	r 8.1	15.2	r 4.1	r 4.9	r 3.9	r 3.0	r 2.6
Equatorial Guinea	642	27.8	r 0.1	r 0.1	r 0.0	r 0.2	r 0.1	65.3	r 19.7
Eritrea	643	1.4	r 0.3	r 0.3	r 0.6	r 0.8	r 0.5	0.0	r 0.0	r 0.0	r 0.0
Ethiopia	644	10.6	r 0.6	r 0.3	r 0.6	r 0.4	r 0.5	17.4	r 2.8	r 4.2	r 10.3	r 4.8	r 2.3
Gabon	646	137.8	r 0.3	r 0.2	r 0.6	r 0.5	r 0.1	461.4	r 67.8	r 122.9	r 103.5	r 119.1	r 44.8
Ghana	652	63.2	r 14.6	r 19.7	r 26.3	r 17.2	r 14.3	8.2	r 1.5	r 2.2	r 1.4	r 0.9	r 0.7
Guinea	656	2.5	r 0.8	r 1.1	r 1.9	r 2.2	r 1.8	0.1	r 0.0	r 0.0	r 0.0	r 0.0
Kenya	664	40.6	r 23.4	r 25.4	r 18.6	r 26.5	r 14.8	23.4	r 4.5	r 6.7	r 7.0	r 6.0	r 6.6
Lesotho	666	0.5	r 0.0	r 0.0	r 0.0	0.8	r 0.2	r 0.2	r 0.2	r 0.2	r 0.3
Liberia	668	0.6	r 0.2	r 0.4	r 0.3	r 0.1	r 0.1	0.0	r 0.0	r 0.3	r 0.0	r 0.1	r 0.0
Madagascar	674	6.4	r 3.5	r 3.5	r 4.3	r 3.7	r 7.9	7.8	r 2.3	r 1.8	r 2.6	r 7.6	r 3.3
Malawi	676	9.3	r 0.0	r 4.8	r 0.0	r 0.0	r 0.0	0.0	r 0.0	r 0.3	r 0.9	r 0.0	r 0.0
Mali	678	6.8	r 2.0	r 3.0	r 2.7	r 2.7	r 2.5	3.4	r 0.1	r 0.4	r 0.1	r 0.3	r 0.1
Mauritius	684	52.1	r 18.9	r 20.1	r 17.8	r 23.1	r 15.4	20.7	r 5.0	r 3.0	r 2.6	r 2.3	r 11.4
Mozambique	688	215.3	r 103.3	r 82.3	r 100.1	r 144.4	r 126.4	0.8	r 0.3	r 0.8	r 10.0	r 9.9	r 6.7
Namibia	728	6.8	r 3.5	r 0.8	r 1.3	r 1.9	r 2.1	7.1	r 1.7	r 1.3	r 2.5	r 2.2	r 2.5
Niger	692	1.8	r 0.0	r 0.1	r 2.9	r 0.0	r 0.1	1.2	r 0.2	r 0.3	r 0.5	r 0.5	r 0.6
Nigeria	694	113.5	r 22.9	r 51.9	r 46.3	r 46.3	r 20.6	0.9	r 0.5	r 0.2	r 110.2	r 262.7	r 93.8
Rwanda	714	1.5	r 0.0	r 0.0	r 0.3	r 0.1	r 0.2	1.1	r 0.3	r 0.0	r 0.4	r 0.3	r 0.3
São Tomé & Príncipe	716	0.0	r 0.1	r 0.1	0.1	r 0.0	r 0.0	r 0.0	r 0.0
Senegal	722	12.6	r 6.6	r 14.5	r 12.8	r 4.3	r 4.5	1.8	r 0.2	r 0.8	r 0.2	r 0.1	r 0.3
Seychelles	718	4.1	r 1.0	r 1.7	r 1.1	r 1.4	r 1.0	1.5	r 0.6	r 0.5	r 0.4	r 0.3	r 0.4
Sierra Leone	724	1.6	r 0.9	r 0.3	r 0.5	r 1.0	r 0.3	1.8	r 9.1	r 0.6	r 0.4	r 2.1	r 2.1
South Africa	199	742.3	r 245.8	r 203.0	r 285.5	r 310.4	r 277.0	331.3	r 166.7	r 212.9	r 253.1	r 223.6	r 193.4
South Sudan, Rep. of	733	0.2	r 0.0	r 0.0	r 0.2	r 0.0	0.1	r 0.0	r 0.0	r 0.0	r 0.0
Swaziland	734	0.8	r 0.0	r 0.0	r 0.0	r 0.0	r 0.0	2.5	r 1.2	r 1.3	r 0.7	r 0.6	r 0.6
Tanzania	738	30.9	r 6.7	r 8.4	r 8.0	r 11.9	r 9.3	4.2	r 1.6	r 1.3	r 1.3	r 1.3	r 1.4
Togo	742	2.8	r 0.6	r 0.3	r 2.4	r 0.8	r 2.6	7.8	r 5.5	r 8.7	r 0.0	r 7.3	r 3.2
Uganda	746	4.7	r 7.4	r 2.5	r 1.2	r 1.4	r 1.0	2.4	r 0.5	r 0.2	r 0.5	r 0.5	r 0.2
Zambia	754	5.9	r 3.0	r 5.6	r 3.1	r 2.4	r 2.6	0.4	r 0.1	r 0.1	r 0.1	r 0.1	r 0.4
Zimbabwe	698	1.5	r 0.2	r 0.3	r 0.5	r 0.1	r 1.0	0.3	r 0.1	r 0.1	r 0.0	r 0.1	r 0.1
Africa n.s.	799	0.4	r 0.1	r 0.2	r 0.1	r 0.2	r 0.0	1.8	r 0.4	r 0.5	r 0.0	r 0.3	r 0.1
Western Hemisphere	205	2,378.8	518.3	440.2	525.6	501.8	496.2	3,971.3	947.3	1,050.6	1,073.2	1,221.4	1,151.3
Anguilla	312	0.0	r 0.2	r 0.0	r 0.1
Antigua and Barbuda	311	0.4	r 0.2	r 0.1	r 0.3	r 0.1	r 0.0	0.8	r 1.2	r 0.7	r 4.2	r 0.3	r 1.3
Argentina	213	270.9	r 70.0	r 48.9	r 57.5	r 59.9	r 58.3	455.8	r 124.8	r 154.4	r 144.1	r 137.5	r 124.3
Bahamas, The	313	3.4	r 1.1	r 0.7	r 0.7	r 5.4	r 0.6	1.9	r 0.3	r 1.5	r 1.1	r 1.2	r 1.4
Barbados	316	2.8	r 0.3	r 0.2	r 0.4	r 0.2	r 0.3	1.7	r 0.3	r 0.2	r 0.2	r 0.3	r 0.2
Belize	339	0.7	r 0.0	r 0.0	r 0.1	r 0.0	0.6	r 0.8	r 0.1	r 0.0	r 0.3	r 0.1
Bermuda	319	0.5	r 0.3	r 0.1	r 0.1	r 0.0	r 0.0	0.3	r 0.0	r 0.0	r 0.0	r 0.0	r 0.0

Australia (193)

In Millions of U.S. Dollars

		Exports (FOB)						Imports (FOB)					
		2016	2017Q1	2017Q2	2017Q3	2017Q4	2018Q1	2016	2017Q1	2017Q2	2017Q3	2017Q4	2018Q1
Bolivia	218	3.4	r 0.8	r 0.3	r 0.5	r 0.1	r 0.4	10.2	r 3.1	r 3.2	r 3.7	r 2.7	r 2.2
Brazil	223	742.5	r 300.9	r 196.4	r 267.9	r 242.1	r 261.6	578.8	r 136.8	r 130.3	r 138.3	r 161.3	r 158.9
Chile	228	351.6	r 49.9	r 84.3	r 76.0	r 75.2	r 60.8	450.6	r 98.0	r 87.8	r 93.7	r 67.6	r 87.3
Colombia	233	43.3	r 20.3	r 7.4	r 4.2	r 7.4	r 7.8	55.3	r 17.5	r 17.7	r 20.0	r 21.8	r 18.1
Costa Rica	238	32.2	r 0.8	r 0.8	r 1.2	r 1.3	r 0.7	85.3	r 18.9	r 16.7	r 28.0	r 27.7	r 27.5
Dominica	321	0.3	r 0.0	r 0.0	r 0.0	0.2	r 0.0	r 0.0	r 0.0	r 0.0	r 0.0
Dominican Republic	243	14.2	r 2.1	r 2.7	r 1.6	r 1.2	r 2.4	53.7	r 11.1	r 8.6	r 11.4	r 16.8	r 10.4
Ecuador	248	16.2	r 3.2	r 1.5	r 3.9	r 6.7	r 3.0	28.4	r 5.1	r 7.1	r 5.8	r 4.7	r 4.6
El Salvador	253	14.3	r 4.8	r 1.9	r 3.3	r 2.2	r 4.7	7.7	r 1.4	r 2.0	r 2.9	r 1.7	r 1.5
Falkland Islands	323	0.1	r 0.0	r 0.0	r 0.0	r 0.1	r 0.0	0.0	r 0.0	r 0.0	r 0.0	r 0.0	r 0.0
Grenada	328	0.0	r 0.2	r 0.1	r 0.0	r 0.0	0.1	r 0.0	r 0.1	r 0.0
Guatemala	258	7.6	r 0.9	r 0.8	r 0.4	r 0.5	r 1.6	14.0	r 2.4	r 4.0	r 6.7	r 3.5	r 2.4
Guyana	336	1.5	r 0.5	r 0.7	r 1.1	r 1.0	r 0.2	0.3	r 0.0	r 0.1	r 0.2	r 0.0	r 0.1
Haiti	263	2.1	r 0.1	r 0.0	r 0.0	r 0.0	r 0.2	1.8	r 0.7	r 0.4	r 0.5	r 0.5	r 0.6
Honduras	268	6.8	r 0.1	r 0.3	r 0.3	r 0.7	r 0.2	18.8	r 5.2	r 6.3	r 9.1	r 10.2	r 19.6
Jamaica	343	8.4	r 2.8	r 2.5	r 3.9	r 4.5	r 3.7	1.4	r 0.3	r 0.2	r 0.3	r 0.5	r 0.4
Mexico	273	697.9	r 37.7	r 49.0	r 47.6	r 33.9	r 38.6	1,889.9	r 418.6	r 504.5	r 555.9	r 655.0	r 637.4
Netherlands Antilles	353	1.3	r 0.2	r 0.5	r 0.1	r 0.3	r 0.1	0.1	r 17.9	r 0.1	r 0.1	r 0.8	r 0.1
Nicaragua	278	5.8	r 0.1	r 0.5	r 0.5	r 0.7	r 0.3	16.5	r 3.3	r 4.6	r 4.6	r 4.6	r 3.1
Panama	283	25.7	r 8.1	r 15.9	r 30.7	r 35.0	r 35.7	5.2	r 0.3	r 0.7	r 2.1	r 2.7	r 1.5
Paraguay	288	1.3	r 0.2	r 0.8	r 1.1	r 0.2	r 0.1	3.0	r 1.2	r 0.7	r 0.8	r 0.7	r 0.4
Peru	293	95.3	r 8.0	r 15.8	r 10.5	r 15.4	r 9.2	259.8	r 70.3	r 91.2	r 30.8	r 78.4	r 39.4
St. Kitts and Nevis	361	0.4	r 0.1	r 0.1	r 0.1	r 0.1	0.1	r 0.1	r 0.1	r 0.1	r 0.1
St. Lucia	362	0.7	r 0.2	r 0.5	r 0.4	r 0.1	r 0.2	0.0	r 0.0	r 0.0	r 0.0	r 0.0
St. Vincent & Grens.	364	0.1	r 0.1	r 0.1	r 0.1	r 0.4	r 0.1	0.0	r 0.0	r 0.1	r 0.0
Suriname	366	0.7	r 0.4	r 1.0	r 0.4	r 0.8	r 0.8	0.4	r 0.2	r 0.1	r 0.1	r 0.0	r 0.2
Trinidad and Tobago	369	11.3	r 2.5	r 4.5	r 7.6	r 4.3	r 2.6	6.7	r 0.5	r 1.5	r 1.6	r 3.0	r 2.9
Uruguay	298	10.6	r 1.0	r 1.6	r 2.1	r 1.4	r 1.0	16.2	r 5.8	r 4.6	r 4.7	r 1.0	r 2.6
Venezuela, Rep. Bol.	299	2.2	r 0.1	r 0.5	r 0.2	r 0.2	r 0.2	0.7	r 0.2	r 0.2	r 0.2	r 0.4	r 0.2
Western Hem. n.s.	399	2.4	r 0.3	r 0.1	r 0.7	r 0.1	r 0.1	5.1	r 0.9	r 1.1	r 1.7	r 15.8	r 2.5
Other Countries n.i.e	910	3.1	0.2	0.0	0.3	0.2	0.1	8.6	2.3	2.2	1.6	3.3	2.8
Cuba	928	3.1	r 0.2	r 0.0	r 0.3	r 0.2	r 0.1	8.6	r 2.3	r 2.2	r 1.6	r 3.3	r 2.8
Special Categories	899	1,035.7	r 324.9	r 298.4	r 301.6	r 113.2	618.5	r 47.9
Countries & Areas n.s.	898	3,853.6	r 1,038.1	r 1,208.0	r 1,101.2	r 1,435.4	r 1,268.9	1,756.6	r 564.2	r 4,217.4	r 6,266.8	r 832.8	r 1,428.7
Memorandum Items													
Africa	605	1,695.9	507.6	493.7	572.5	644.8	549.0	2,094.6	416.8	595.1	707.1	762.0	537.1
Middle East	405	5,149.4	1,550.3	1,745.1	1,479.3	1,586.1	1,545.7	2,330.9	461.7	652.5	655.1	849.1	991.0
European Union	998	19,674.9	2,963.1	2,729.9	3,706.8	2,955.8	3,794.1	36,681.2	8,594.7	9,197.0	10,110.3	10,072.5	10,780.3
Export earnings: fuel	080	5,659.1	1,562.6	1,797.0	1,515.2	1,658.1	1,609.9	3,771.8	787.4	1,077.2	1,205.0	1,488.2	1,454.3
Export earnings: nonfuel	092	185,617.5	53,555.6	54,786.8	57,818.6	56,597.5	58,714.4	186,559.0	47,118.4	51,322.8	57,143.5	54,497.2	54,197.0

Austria (122)

In Millions of U.S. Dollars

		Exports (FOB)						Imports (CIF)					
		2016	2017Q1	2017Q2	2017Q3	2017Q4	2018Q1	2016	2017Q1	2017Q2	2017Q3	2017Q4	2018Q1
IFS World		145,139.0	37,823.0	39,006.5	40,308.3	43,130.9	45,773.0	150,123.1	39,809.5	39,930.7	42,322.9	44,638.1	46,838.1
World	001	152,089.8	39,621.3	40,720.4	42,546.2	45,138.6	47,972.6	157,696.8	41,635.2	41,959.7	44,947.9	47,212.1	49,756.5
Advanced Economies	110	118,309.6	31,141.4	31,578.7	33,013.6	34,933.4	37,443.7	128,460.6	33,973.4	34,021.6	35,681.8	37,973.7	39,830.0
Euro Area	163	80,527.3	21,731.0	21,743.2	22,685.0	24,167.0	26,206.6	100,982.3	25,676.4	27,237.7	28,401.9	29,962.4	31,329.1
Belgium	124	1,894.2	r 506.4	r 537.3	r 503.0	r 594.0	r 729.7	3,441.8	r 851.2	r 909.0	r 972.4	r 972.6	r 1,080.7
Cyprus	423	59.1	r 12.9	r 15.8	r 28.5	r 20.1	r 16.9	34.4	r 7.6	r 8.3	r 7.8	r 5.6	r 9.6
Estonia	939	174.0	r 37.1	r 38.3	r 41.1	r 49.6	r 40.0	50.0	r 10.3	r 17.9	r 15.2	r 15.1	r 16.6
Finland	172	611.6	r 145.5	r 169.8	r 186.1	r 174.0	r 196.6	498.3	r 114.7	r 125.2	r 129.5	r 150.5	r 142.9
France	132	6,049.6	r 2,379.8	r 1,859.3	r 1,470.8	r 2,321.3	r 2,245.7	3,921.7	r 980.1	r 1,018.5	r 1,028.5	r 1,103.5	r 1,145.1
Germany	134	45,503.9	r 11,887.8	r 12,019.0	r 12,681.9	r 12,966.9	r 14,184.5	66,991.9	r 17,009.5	r 17,969.0	r 19,004.8	r 19,608.2	r 20,539.8
Greece	174	475.3	r 110.2	r 123.7	r 128.6	r 121.0	r 139.4	169.2	r 41.3	r 49.0	r 54.2	r 70.4	r 66.1
Ireland	178	291.3	r 88.5	r 90.1	r 75.9	r 81.5	r 103.1	597.8	r 154.2	r 150.2	r 155.9	r 222.2	r 198.1
Italy	136	9,441.4	r 2,455.2	r 2,543.9	r 2,605.6	r 2,868.6	r 3,101.4	9,390.2	r 2,311.5	r 2,554.0	r 2,578.8	r 2,774.2	r 2,856.0
Latvia	941	148.6	r 28.0	r 31.8	r 38.8	r 51.3	r 40.0	37.4	r 8.0	r 10.7	r 10.7	r 13.1	r 15.5
Lithuania	946	214.9	r 54.5	r 61.6	r 68.2	r 67.1	r 74.3	105.5	r 30.3	r 27.2	r 36.3	r 39.4	r 42.3
Luxembourg	137	173.9	r 47.9	r 52.6	r 47.4	r 43.0	r 57.0	402.8	r 127.9	r 118.7	r 109.9	r 127.3	r 135.9
Malta	181	43.7	r 9.5	r 14.2	r 13.6	r 16.2	r 12.6	17.9	r 11.8	r 2.8	r 3.2	r 4.0	r 4.9
Netherlands	138	2,637.0	r 715.3	r 720.7	r 751.4	r 812.3	r 900.8	6,394.3	r 1,756.3	r 1,811.5	r 1,854.4	r 2,028.5	r 2,187.8
Portugal	182	359.8	r 102.5	r 107.7	r 121.4	r 124.1	r 128.9	325.8	r 70.3	r 71.5	r 73.5	r 73.7	r 85.8
Slovak Republic	936	6,729.1	r 1,676.2	r 1,817.8	r 2,391.8	r 2,199.6	r 2,518.2	4,016.9	r 1,074.6	r 1,172.5	r 1,152.9	r 1,421.6	r 1,342.0
Slovenia	961	3,004.0	r 757.9	r 822.2	r 861.9	r 925.5	r 879.5	2,371.5	r 603.9	r 670.1	r 682.6	r 675.0	r 763.3
Spain	184	2,715.9	r 715.9	r 717.5	r 668.9	r 730.9	r 837.8	2,214.9	r 512.8	r 551.7	r 531.2	r 657.5	r 696.5
Australia	193	1,181.1	r 278.7	r 306.3	r 345.8	r 408.5	r 372.4	100.0	r 26.9	r 37.1	r 36.3	r 37.5	r 26.3
Canada	156	1,085.5	r 266.3	r 300.2	r 353.3	r 353.7	r 348.1	249.2	r 141.2	r 49.2	r 35.2	r 73.7	r 94.4
China,P.R.: Hong Kong	532	534.7	r 133.4	r 137.2	r 147.3	r 168.3	r 148.0	112.4	r 16.9	r 20.7	r 24.0	r 32.9	r 26.7
China,P.R.: Macao	546	2.3	r 0.4	r 0.4	r 0.6	r 0.8	r 1.7	0.3	r 0.7	r 0.0	r 0.2	r 0.1	r 0.0
Czech Republic	935	5,335.2	r 1,388.9	r 1,461.3	r 1,546.0	r 1,589.3	r 1,663.2	6,908.3	r 1,851.2	r 1,844.9	r 1,926.4	r 2,134.3	r 2,177.5
Denmark	128	817.6	r 201.1	r 207.1	r 208.2	r 211.2	r 227.4	679.8	r 177.0	r 187.2	r 201.2	r 225.7	r 227.5
Iceland	176	26.6	r 7.4	r 9.1	r 9.5	r 13.3	r 11.9	2.9	r 1.3	r 0.3	r 3.0	r 0.4	r 0.4
Israel	436	373.2	r 118.7	r 121.8	r 98.3	r 111.9	r 112.2	100.5	r 29.3	r 34.6	r 24.7	r 29.9	r 35.3
Japan	158	1,469.8	r 363.2	r 338.4	r 366.4	r 414.9	r 471.7	1,101.3	r 281.0	r 285.1	r 312.8	r 287.8	r 334.4
Korea, Republic of	542	964.5	r 267.2	r 268.9	r 281.8	r 266.0	r 274.9	687.0	r 186.6	r 155.2	r 180.1	r 213.6	r 198.5
New Zealand	196	128.0	r 38.3	r 37.2	r 43.5	r 44.4	r 41.5	23.5	r 8.5	r 9.8	r 7.9	r 9.2	r 6.1
Norway	142	465.6	r 120.9	r 132.4	r 146.1	r 154.4	r 157.2	86.0	r 9.7	r 13.7	r 15.3	r 15.9	r 23.8
San Marino	135	10.3	r 3.7	r 2.4	r 2.4	r 2.2	r 2.5	16.9	r 2.9	r 3.1	r 2.3	r 2.5	r 2.5
Singapore	576	417.0	r 94.6	r 104.2	r 106.1	r 121.6	r 109.4	108.3	r 30.0	r 20.2	r 16.3	r 30.5	r 30.0
Sweden	144	1,657.4	r 463.2	r 481.6	r 423.3	r 501.2	r 545.9	1,388.6	r 368.8	r 384.9	r 403.8	r 454.1	r 466.6
Switzerland	146	8,651.7	r 1,869.7	r 2,207.8	r 2,311.6	r 2,248.9	r 2,356.5	8,834.1	r 2,395.5	r 2,185.6	r 2,476.7	r 2,648.6	r 2,563.2
Taiwan Prov.of China	528	456.1	r 108.0	r 122.2	r 118.3	r 122.7	r 142.0	516.8	r 147.9	r 144.9	r 163.9	r 154.5	r 169.7
United Kingdom	112	4,695.5	r 1,128.7	r 1,103.1	r 1,178.6	r 1,164.0	r 1,384.4	2,933.4	r 662.2	r 652.4	r 691.6	r 829.7	r 948.1
United States	111	9,509.2	r 2,557.9	r 2,493.9	r 2,641.3	r 2,868.9	r 2,865.9	3,629.0	r 1,959.8	r 754.7	r 758.2	r 830.7	r 1,170.0
Vatican	187	0.9	r 0.1	r 0.1	r 0.1	r 0.1	r 0.1	0.1	r 0.0	r 0.0	r 0.0	r 0.0	r 0.0
Emerg. & Dev. Economies	200	33,693.6	8,449.5	9,113.2	9,501.3	10,170.5	10,487.9	29,233.7	7,661.1	7,937.5	9,265.6	9,237.5	9,926.5
Emerg. & Dev. Asia	505	6,224.3	1,559.0	1,842.4	1,867.3	1,991.6	1,974.0	9,912.9	2,518.3	2,695.6	3,483.4	3,137.9	3,643.7
Bangladesh	513	88.6	r 19.4	r 22.5	r 17.0	r 28.9	r 20.7	228.1	r 68.4	r 78.0	r 70.6	r 62.2	r 70.3
Bhutan	514	0.4	r 0.1	r 2.1	r 0.6	r 0.4	r 0.1	0.0	r 0.0	r 0.0	r 0.0
Brunei Darussalam	516	1.2	r 0.1	r 0.1	r 0.1	r 0.2	r 0.0	0.0	r 0.0	r 0.0	r 0.0	r 0.0
Cambodia	522	9.1	r 0.4	r 0.6	r 0.4	r 1.1	r 1.4	76.5	r 27.0	r 22.2	r 34.3	r 26.7	r 22.9
China,P.R.: Mainland	924	3,667.9	r 901.3	r 1,132.8	r 1,173.8	r 1,248.4	r 1,188.9	5,282.5	r 1,356.1	r 1,400.4	r 1,552.8	r 1,498.7	r 1,652.1
Fiji	819	1.1	r 0.1	r 0.2	r 0.2	r 0.1	r 0.4	0.0	r 0.0	r 0.0	r 0.1	r 0.0	r 0.0
F.T. French Polynesia	887	0.7	r 0.3	r 0.2	r 0.3	r 0.3	r 0.5	0.1	r 0.1	r 0.2	r 0.0	r 0.0	r 0.1
F.T. New Caledonia	839	3.3	r 0.6	r 3.7	r 0.7	r 1.9	r 1.6	0.0	r 0.0	r 0.0	r 0.0	r 0.0	r 0.0
Guam	829	0.1	r 0.0	r 0.0	r 0.0	r 0.0	r 0.0	r 0.0	r 0.0
India	534	891.2	r 204.3	r 238.0	r 198.9	r 239.6	r 253.8	531.7	r 133.8	r 142.0	r 161.9	r 141.6	r 175.6
Indonesia	536	253.5	r 70.9	r 61.4	r 74.9	r 64.4	r 70.6	79.2	r 23.2	r 22.8	r 25.9	r 24.9	r 25.1
Lao People's Dem.Rep	544	9.7	r 5.6	r 0.4	r 28.4	r 21.1	r 11.2	0.3	r 0.0	r 0.1	r 0.1	r 0.0	r 0.0
Malaysia	548	536.4	r 131.8	r 124.0	r 154.0	r 160.6	r 208.2	178.0	r 44.0	r 42.8	r 48.2	r 45.3	r 46.6
Maldives	556	8.1	r 1.8	r 1.5	r 1.4	r 1.8	r 1.4	0.0	r 0.0	r 0.0	r 0.0	r 0.0	r 0.0
Marshall Islands	867	0.3	r 0.0	r 0.1	r 0.2	r 0.1	r 0.0	0.0	r 0.0
Mongolia	948	13.1	r 4.0	r 2.0	r 2.9	r 3.2	r 2.3	3.0	r 0.9	r 0.7	r 0.4	r 0.7	r 1.1

Austria (122)

In Millions of U.S. Dollars

		Exports (FOB)						Imports (CIF)					
		2016	2017Q1	2017Q2	2017Q3	2017Q4	2018Q1	2016	2017Q1	2017Q2	2017Q3	2017Q4	2018Q1
Myanmar	518	16.3	r 6.8	r 3.8	r 1.9	r 4.5	r 3.2	37.9	r 8.9	r 8.9	r 21.3	r 14.8	r 11.0
Nepal	558	5.6	r 0.8	r 1.7	r 1.2	r 2.1	r 1.3	2.9	r 0.4	r 0.7	r 1.1	r 0.5	r 0.5
Papua New Guinea	853	1.9	r 0.1	r 0.2	r 0.2	r 0.5	r 2.0	0.8	r 0.2	r 0.2	r 0.3	r 0.2	r 0.4
Philippines	566	132.5	r 54.5	r 53.9	r 47.5	r 44.3	r 40.8	99.4	r 32.1	r 31.8	r 34.3	r 34.8	r 34.1
Samoa	862	0.5	r 0.1	r 0.0	r 0.1	r 0.0	0.0	r 0.1
Solomon Islands	813	0.1	r 0.0	r 0.0	r 0.0	r 0.0	r 0.0
Sri Lanka	524	54.4	r 14.7	r 7.1	r 13.7	r 12.7	r 14.7	40.2	r 11.4	r 14.2	r 14.1	r 10.9	r 16.5
Thailand	578	310.5	r 63.0	r 86.3	r 80.3	r 101.3	r 85.7	447.6	r 102.4	r 116.6	r 119.7	r 123.2	r 123.2
Timor-Leste	537	r 0.0	r 0.9	r 0.0	r 0.0
Vanuatu	846	r 0.0	r 0.1	r 0.0	0.0
Vietnam	582	217.4	r 78.3	r 98.6	r 68.7	r 53.8	r 65.0	2,904.4	r 709.3	r 813.9	r 1,398.1	r 1,153.3	r 1,464.1
Asia n.s.	598	0.3	r 0.2	r 0.1	r 0.0	r 0.0	0.1	r 0.0	r 0.1	r 0.0	r 0.0	r 0.0
Europe	170	20,543.9	5,155.7	5,460.5	5,811.1	6,302.0	6,492.3	16,709.9	4,455.3	4,727.1	5,041.3	5,239.8	5,567.9
Emerg. & Dev. Europe	903	17,292.3	4,326.6	4,528.7	4,922.8	5,230.1	5,472.0	13,018.5	3,231.6	3,651.8	3,808.8	3,966.2	4,032.9
Albania	914	57.9	r 10.0	r 15.5	r 17.6	r 25.3	r 15.5	8.7	r 1.5	r 3.5	r 2.7	r 3.3	r 4.5
Bosnia and Herzegovina	963	394.5	r 96.6	r 106.4	r 112.1	r 110.6	r 118.4	562.7	r 138.6	r 161.6	r 169.9	r 165.5	r 178.0
Bulgaria	918	754.1	r 186.9	r 199.1	r 202.5	r 226.3	r 228.0	485.0	r 129.5	r 150.5	r 149.2	r 155.0	r 149.5
Croatia	960	1,425.7	r 352.4	r 367.8	r 386.7	r 359.4	r 415.7	732.4	r 186.4	r 196.5	r 209.8	r 207.7	r 224.5
Faroe Islands	816	1.7	r 0.5	r 0.5	r 0.1	r 0.3	r 0.3	0.0	r 0.0	r 0.0	r 0.0	r 0.0
Gibraltar	823	1.6	r 0.7	r 0.1	r 0.1	r 0.3	r 2.5	0.1	r 0.1	r 0.0	r 0.0	r 0.0	r 0.0
Hungary	944	5,065.6	r 1,295.6	r 1,386.7	r 1,471.4	r 1,496.6	r 1,590.0	4,129.3	r 1,041.7	r 1,234.0	r 1,238.2	r 1,250.2	r 1,301.7
Kosovo	967	51.6	r 11.8	r 15.8	r 15.0	r 13.8	r 11.1	8.1	r 1.8	r 6.1	r 2.7	r 1.9	r 1.6
Macedonia, FYR	962	125.7	r 29.2	r 28.8	r 30.9	r 31.8	r 34.9	70.4	r 13.4	r 15.9	r 14.6	r 20.1	r 14.1
Montenegro	943	46.4	r 8.9	r 12.1	r 15.2	r 20.5	r 11.4	11.4	r 0.5	r 0.2	r 0.8	r 1.0	r 1.5
Poland	964	4,637.2	r 1,178.2	r 1,186.2	r 1,350.8	r 1,581.7	r 1,578.1	3,412.1	r 838.7	r 872.7	r 995.7	r 1,084.9	r 1,067.3
Romania	968	2,500.3	r 635.5	r 627.3	r 709.6	r 746.9	r 839.1	1,426.3	r 366.1	r 404.5	r 455.8	r 458.9	r 503.0
Serbia, Republic of	942	694.8	r 177.2	r 199.4	r 203.1	r 200.7	r 205.2	468.4	r 110.7	r 139.3	r 152.4	r 131.1	r 142.7
Turkey	186	1,535.3	r 343.3	r 383.0	r 407.7	r 416.0	r 421.7	1,703.4	r 402.4	r 467.2	r 416.9	r 486.6	r 444.6
CIS	901	3,245.7	828.0	930.8	886.1	1,069.1	1,018.6	3,691.2	1,223.7	1,075.1	1,232.5	1,273.4	1,534.1
Armenia	911	16.4	r 3.4	r 3.2	r 5.9	r 7.3	r 5.5	1.9	r 0.2	r 0.1	r 0.4	r 1.1	r 0.6
Azerbaijan, Rep. of	912	65.1	r 9.7	r 16.6	r 10.5	r 30.6	r 17.2	176.6	r 98.5	r 133.6	r 88.2	r 87.8	r 177.0
Belarus	913	128.3	r 25.8	r 32.3	r 43.3	r 51.5	r 31.5	31.1	r 9.0	r 9.7	r 8.5	r 10.8	r 13.2
Georgia	915	74.9	r 12.5	r 16.2	r 13.9	r 22.4	r 17.4	1.4	r 1.6	r 1.7	r 1.3	r 1.7	r 2.3
Kazakhstan	916	155.0	r 42.8	r 49.4	r 36.6	r 43.5	r 42.4	721.5	r 315.6	r 140.3	r 272.2	r 331.6	r 478.4
Kyrgyz Republic	917	11.2	r 2.0	r 1.5	r 3.5	r 3.5	r 2.0	0.3	r 0.0	r 0.0	r 1.1	r 0.2	r 0.0
Moldova	921	83.4	r 19.8	r 21.8	r 26.2	r 26.8	r 28.1	34.5	r 8.1	r 8.8	r 10.2	r 20.9	r 12.4
Russian Federation	922	2,159.6	r 562.7	r 630.9	r 591.0	r 694.6	r 678.9	2,228.3	r 618.7	r 606.5	r 683.0	r 652.5	r 661.6
Tajikistan	923	5.7	r 5.0	r 1.4	r 2.4	r 1.5	r 1.5	0.0	r 0.0	r 0.0	r 0.0	r 0.0
Turkmenistan	925	39.9	r 9.4	r 7.8	r 5.7	r 10.9	r 9.9	1.6	r 0.0	r 0.4	r 0.6	r 0.1
Ukraine	926	461.4	r 129.3	r 140.6	r 132.8	r 154.9	r 165.2	493.0	r 171.6	r 174.1	r 166.6	r 165.6	r 188.0
Uzbekistan	927	44.8	r 5.7	r 9.1	r 14.1	r 21.7	r 19.1	1.1	r 0.4	r 0.2	r 0.6	r 0.6	r 0.4
Europe n.s.	884	6.0	r 1.2	r 1.1	r 2.1	r 2.8	r 1.6	0.3	r 0.0	r 0.1	r 0.0	r 0.1	r 0.8
Mid East, N Africa, Pak	440	3,322.4	762.3	781.5	762.7	833.4	811.9	1,605.5	334.0	297.1	471.6	547.4	494.5
Afghanistan, I.R. of	512	8.1	r 1.8	r 2.7	r 2.1	r 3.1	r 1.7	0.3	r 0.0	r 0.1	r 0.0	r 0.1	r 0.1
Algeria	612	226.2	r 57.8	r 84.8	r 75.8	r 77.9	r 74.8	167.9	r 26.2	r 10.2	r 62.7	r 80.1	r 22.1
Bahrain, Kingdom of	419	32.5	r 4.7	r 5.0	r 10.7	r 21.5	r 25.6	33.4	r 6.8	r 10.1	r 8.7	r 7.3	r 9.4
Djibouti	611	0.9	r 0.2	r 0.2	r 0.1	r 0.1	r 0.3	0.0	r 0.0
Egypt	469	313.0	r 64.9	r 92.3	r 75.1	r 62.5	r 57.6	26.0	r 4.8	r 4.8	r 6.7	r 5.7	r 8.2
Iran, I.R. of	429	310.9	r 97.9	r 66.0	r 89.2	r 87.9	r 98.8	104.4	r 84.5	r 30.6	r 5.6	r 3.9	r 79.9
Iraq	433	107.4	r 24.0	r 18.7	r 30.4	r 24.4	r 19.8	231.9	r 18.1	r 66.1	r 189.0	r 119.7	r 50.3
Jordan	439	65.4	r 12.8	r 12.1	r 10.6	r 23.8	r 11.9	3.4	r 1.0	r 1.5	r 0.7	r 0.6	r 0.7
Kuwait	443	133.5	r 25.9	r 24.6	r 25.7	r 20.5	r 34.1	0.8	r 0.4	r 0.0	r 0.1	r 0.2	r 0.5
Lebanon	446	71.2	r 17.2	r 17.1	r 14.1	r 14.0	r 15.1	4.2	r 0.8	r 1.0	r 0.5	r 1.4	r 1.3
Libya	672	46.4	r 8.3	r 5.3	r 9.3	r 4.7	r 6.4	352.3	r 93.3	r 41.3	r 102.3	r 187.0	r 207.3
Mauritania	682	17.0	r 4.5	r 5.9	r 3.8	r 3.0	r 7.0	0.0
Morocco	686	128.0	r 37.6	r 34.8	r 30.1	r 45.1	r 46.4	81.5	r 26.5	r 23.2	r 19.0	r 25.2	r 33.3
Oman	449	99.4	r 22.3	r 27.7	r 31.5	r 22.4	r 26.7	1.4	r 0.2	r 0.2	r 0.4	r 0.4	r 0.4
Pakistan	564	130.8	r 35.0	r 38.8	r 39.4	r 61.4	r 57.0	76.6	r 15.8	r 20.1	r 24.5	r 22.7	r 17.5
Qatar	453	152.4	r 28.6	r 25.4	r 27.5	r 40.7	r 40.4	11.5	r 6.2	r 6.3	r 4.6	r 5.3	r 2.3
Saudi Arabia	456	648.1	r 109.0	r 94.1	r 103.3	r 122.4	r 108.6	182.2	r 3.1	r 29.7	r 2.1	r 22.6	r 2.1

Austria (122)

In Millions of U.S. Dollars

		Exports (FOB)						Imports (CIF)					
		2016	2017Q1	2017Q2	2017Q3	2017Q4	2018Q1	2016	2017Q1	2017Q2	2017Q3	2017Q4	2018Q1
Somalia	726	0.7	r 0.2	r 0.1	r 0.1	r 0.5	r 0.3	0.0	r 0.0	r 0.0	r 0.0	r 0.0	r 0.0
Sudan	732	14.8	r 3.9	r 2.8	r 6.1	r 4.6	r 4.1	0.0	r 0.0	r 0.0	r 0.0
Syrian Arab Republic	463	4.7	r 1.5	r 3.6	r 2.7	r 0.9	r 0.8	0.9	r 0.2	r 0.2	r 0.2	r 0.1	r 0.1
Tunisia	744	89.8	r 25.5	r 20.7	r 19.8	r 19.6	r 26.5	137.6	r 24.1	r 24.6	r 22.2	r 32.1	r 35.8
United Arab Emirates	466	710.6	r 176.4	r 196.3	r 153.3	r 167.0	r 146.1	188.9	r 21.8	r 27.0	r 22.3	r 33.2	r 23.1
West Bank and Gaza	487	1.9	r 0.7	r 0.8	r 0.2	r 2.3	r 0.6	0.5	r 0.1	r 0.0	r 0.1	r 0.1
Yemen, Republic of	474	8.8	r 1.7	r 1.4	r 1.9	r 3.0	r 1.4	0.0	r 0.0	r 0.1
Sub-Saharan Africa	603	958.1	226.6	250.3	246.7	257.5	282.7	269.4	163.1	48.5	89.5	136.8	56.5
Angola	614	56.5	r 23.5	r 7.3	r 7.2	r 9.0	r 5.5	27.6	r 0.0	r 0.0	r 0.3	r 1.5
Benin	638	14.8	r 2.5	r 3.3	r 2.7	r 5.2	r 4.9	0.0	r 0.0	r 0.0	r 0.0	r 0.0
Botswana	616	1.4	r 0.3	r 0.2	r 0.5	r 0.2	r 0.1	0.0	r 0.0	r 0.0	r 0.0	r 0.0	r 0.0
Burkina Faso	748	2.4	r 0.5	r 0.6	r 0.6	r 0.6	r 0.3	0.0	r 0.0	r 0.0	r 0.0	r 0.0	r 0.0
Burundi	618	0.3	r 0.0	r 0.1	r 0.0	r 0.0	r 0.0	0.4	r 0.5	r 0.3	r 0.0
Cabo Verde	624	1.3	r 0.1	r 0.1	r 0.1	r 0.1	r 0.1	0.0	r 0.0	r 0.0
Cameroon	622	5.9	r 0.6	r 1.0	r 0.8	r 1.4	r 4.5	0.2	r 0.0	r 0.0	r 0.1	r 0.0	r 0.0
Central African Rep.	626	0.6	r 0.0	r 0.1	r 0.1	r 0.3	r 0.1	0.0	r 0.0
Chad	628	5.4	r 0.2	r 1.2	r 0.2	r 0.1	r 1.0	0.0
Comoros	632	0.1	r 0.0	r 0.0	r 0.0
Congo, Dem. Rep. of	636	4.3	r 1.4	r 0.3	r 0.6	r 0.8	r 0.2	0.8	r 0.0	r 0.2	r 0.2	r 2.9
Congo, Republic of	634	3.1	r 0.5	r 0.9	r 0.3	r 0.2	r 0.1	43.2	r 0.0	r 0.0	r 0.0
Côte d'Ivoire	662	24.3	r 4.8	r 5.1	r 6.7	r 6.3	r 5.0	0.8	r 0.0	r 0.1	r 0.1	r 0.3	r 0.1
Equatorial Guinea	642	0.2	r 0.3	r 0.0	r 0.0	r 0.0	r 0.1	r 0.0	r 0.0
Eritrea	643	0.1	r 3.1	r 0.3	r 0.0	r 0.0	0.0	r 0.0	r 0.0
Ethiopia	644	22.2	r 1.6	r 6.6	r 5.8	r 4.7	r 0.8	1.5	r 0.2	r 0.4	r 0.1	r 0.3	r 0.2
Gabon	646	4.9	r 0.6	r 0.5	r 0.5	r 0.6	r 0.5	0.1	r 0.0	r 0.0	r 0.0	r 0.0
Gambia, The	648	0.5	r 0.2	r 0.1	r 0.1	r 0.3	r 3.8	0.0	r 0.0	r 0.0	r 0.0	r 0.0	r 0.0
Ghana	652	21.0	r 7.1	r 6.0	r 4.8	r 5.1	r 8.3	0.6	r 0.3	r 0.1	r 0.0	r 0.2	r 0.1
Guinea	656	3.2	r 0.3	r 1.3	r 5.4	r 0.4	r 0.6	0.0	r 0.0	r 0.0	r 0.0	r 0.0
Guinea-Bissau	654	0.1	r 1.6	r 0.6	r 1.0	r 0.6	r 0.1	r 0.0
Kenya	664	18.7	r 2.9	r 4.4	r 6.6	r 6.2	r 4.9	1.2	r 0.2	r 0.2	r 0.1	r 0.1	r 0.4
Lesotho	666	0.0	r 0.0	r 0.0	r 0.2	0.0	r 0.0	r 0.0	r 0.0	r 0.0
Liberia	668	3.7	r 0.7	r 0.7	r 0.5	r 0.4	r 0.8	0.6	r 0.0	r 0.0	r 0.0	r 0.0
Madagascar	674	1.6	r 0.4	r 0.4	r 0.6	r 0.7	r 0.4	0.4	r 0.2	r 0.0	r 0.2	r 0.1	r 0.4
Malawi	676	2.3	r 0.1	r 5.3	r 5.9	r 0.6	r 0.3	0.0	r 0.4	r 0.0	r 0.0	r 0.0
Mali	678	88.6	r 19.8	r 23.1	r 23.2	r 37.0	r 36.7	0.0	r 0.0	r 0.0	r 0.0	r 0.0
Mauritius	684	7.6	r 1.9	r 1.6	r 2.0	r 3.6	r 2.4	3.0	r 0.7	r 0.7	r 0.6	r 1.4	r 1.2
Mozambique	688	6.0	r 1.8	r 0.6	r 1.1	r 2.2	r 2.5	0.3	r 0.1	r 0.1	r 0.1	r 0.4	r 0.0
Namibia	728	7.6	r 1.7	r 1.0	r 2.6	r 2.0	r 1.0	0.7	r 0.1	r 0.2	r 0.1	r 0.3	r 0.1
Niger	692	0.6	r 0.1	r 0.1	r 0.1	r 0.2	r 0.2	0.1	r 0.0	r 0.0	r 0.0
Nigeria	694	75.5	r 16.1	r 30.3	r 20.8	r 26.4	r 19.4	0.9	r 113.3	r 0.1	r 43.9	r 89.5	r 0.2
Rwanda	714	1.2	r 0.2	r 0.1	r 0.1	r 0.1	r 0.2	6.5	r 1.5	r 2.0	r 1.7	r 2.9	r 1.6
São Tomé & Príncipe	716	0.3	r 0.0	r 0.0	r 0.0	r 0.1	r 0.0	r 0.0	r 0.0
Senegal	722	41.6	r 12.5	r 11.3	r 7.6	r 8.8	r 11.4	0.2	r 0.0	r 0.1	r 0.2	r 0.1	r 0.1
Seychelles	718	1.0	r 0.8	r 0.5	r 0.2	r 0.2	r 0.4	0.0	r 0.0	r 0.0	r 0.0	r 0.0	r 0.0
Sierra Leone	724	1.6	r 0.2	r 0.1	r 0.3	r 0.3	r 0.7	0.0	r 0.0	r 0.0	r 0.0	r 0.0	r 0.0
South Africa	199	492.1	r 109.9	r 124.8	r 129.0	r 123.4	r 156.6	178.6	r 46.2	r 43.6	r 41.2	r 39.7	r 47.2
South Sudan, Rep. of	733	1.9	r 0.1	r 0.1	r 0.0	r 0.6	r 0.2
Swaziland	734	0.2	r 0.0	r 0.0	r 0.4	r 0.0	0.1	r 0.0	r 0.0	r 0.0	r 0.0	r 0.0
Tanzania	738	10.4	r 5.5	r 2.5	r 2.5	r 2.7	r 2.0	0.9	r 0.1	r 0.2	r 0.1	r 0.4	r 0.1
Togo	742	1.6	r 0.3	r 0.5	r 0.3	r 0.6	r 0.8	0.0	r 0.0	r 0.0	r 0.0	r 0.0
Uganda	746	7.5	r 1.1	r 1.4	r 1.7	r 1.9	r 1.7	0.1	r 0.0	r 0.1	r 0.0	r 0.1	r 0.1
Zambia	754	11.3	r 3.6	r 2.1	r 3.2	r 1.7	r 1.8	0.1	r 0.0	r 0.0	r 0.0	r 0.0	r 0.0
Zimbabwe	698	2.5	r 0.6	r 0.8	r 0.6	r 1.5	r 2.3	0.4	r 0.0	r 0.0	r 0.2	r 0.2	r 0.0
Western Hemisphere	205	2,644.8	745.9	778.4	813.5	786.0	927.0	735.9	190.5	169.3	179.9	175.6	164.0
Anguilla	312	0.1	r 0.0	r 0.0	0.0	r 0.0	r 0.0	r 0.0	r 0.0	r 0.0
Antigua and Barbuda	311	0.3	r 0.1	r 1.2	r 0.0	r 0.1	r 0.1	0.0	r 0.0	r 0.0	r 0.0	r 0.0
Argentina	213	143.3	r 35.9	r 41.4	r 43.5	r 54.7	r 48.3	76.9	r 19.8	r 16.9	r 20.0	r 16.5	r 9.1
Aruba	314	0.6	r 0.1	r 0.1	r 0.3	r 0.1	r 0.3	0.1	r 0.0	r 0.0	r 0.1
Bahamas, The	313	10.1	r 1.4	r 1.8	r 1.2	r 1.6	r 3.7	0.0	r 0.0	r 0.0	r 0.0	r 0.0	r 0.0
Barbados	316	8.8	r 0.2	r 0.1	r 0.1	r 0.3	r 0.1	0.0	r 0.0	r 0.0	r 0.0	r 0.0	r 0.0

Austria (122)

In Millions of U.S. Dollars

		Exports (FOB)						Imports (CIF)					
		2016	2017Q1	2017Q2	2017Q3	2017Q4	2018Q1	2016	2017Q1	2017Q2	2017Q3	2017Q4	2018Q1
Belize	339	4.0	r 0.8	r 0.8	r 1.0	r 0.9	r 1.0	0.0	r 0.0	r 0.0	r 0.0	r 0.3
Bermuda	319	0.7	r 0.6	r 0.2	r 0.2	r 0.1	r 0.2	0.0	r 0.0	r 0.0	r 0.2	r 0.0
Bolivia	218	41.5	r 74.5	r 19.4	r 50.4	r 18.0	r 17.2	7.0	r 1.1	r 0.5	r 1.7	r 1.9	r 1.5
Brazil	223	641.7	r 172.5	r 225.9	r 213.3	r 210.1	r 269.3	150.7	r 48.3	r 54.5	r 58.6	r 58.6	r 46.7
Chile	228	206.7	r 57.7	r 51.9	r 57.8	r 47.4	r 57.5	76.2	r 19.8	r 25.7	r 21.9	r 25.9	r 32.7
Colombia	233	110.7	r 28.7	r 33.9	r 49.4	r 36.7	r 35.2	9.9	r 0.7	r 0.4	r 0.6	r 0.8	r 1.0
Costa Rica	238	25.2	r 5.8	r 3.4	r 6.0	r 7.0	r 4.4	0.6	r 0.2	r 0.1	r 0.1	r 0.2	r 0.2
Curacao	354	1.5	r 0.4	r 0.2	r 0.2	r 0.3	r 0.2	0.0	r 0.0	r 0.0	r 0.0	r 0.0
Dominica	321	0.4	r 0.1	r 0.0	r 0.5	r 0.1	0.0	r 0.0
Dominican Republic	243	13.0	r 4.6	r 5.3	r 5.0	r 3.9	r 4.2	0.7	r 0.1	r 0.2	r 0.3	r 0.2	r 0.2
Ecuador	248	36.1	r 13.3	r 9.7	r 8.9	r 12.2	r 15.0	0.8	r 0.0	r 0.3	r 0.7	r 0.2	r 1.2
El Salvador	253	6.9	r 1.4	r 1.9	r 1.5	r 2.3	r 2.3	0.3	r 0.0	r 0.2	r 0.6	r 0.2	r 0.0
Falkland Islands	323	0.3	r 0.0	r 0.0
Greenland	326	0.4	r 0.1	r 0.0	r 0.2	r 0.0	r 0.0	r 0.0
Grenada	328	0.1	r 0.0	r 0.0	r 0.0	r 0.0	r 0.0	0.0	r 0.0	r 0.0	r 0.0	r 0.0
Guatemala	258	21.6	r 5.5	r 4.6	r 5.2	r 8.6	r 4.1	1.0	r 0.3	r 0.2	r 0.8	r 0.2	r 0.2
Guyana	336	0.7	r 0.1	r 0.0	r 0.0	r 0.1	r 0.0	0.0	r 0.0	r 0.0	r 0.3	r 0.6	r 0.6
Haiti	263	1.5	r 0.2	r 0.3	r 0.2	r 0.4	r 0.2	0.1	r 0.0	r 0.1	r 0.1	r 0.0	r 0.1
Honduras	268	15.1	r 1.8	r 3.1	r 2.7	r 1.1	r 3.5	3.1	r 0.5	r 0.9	r 1.0	r 0.7	r 1.3
Jamaica	343	2.3	r 0.6	r 0.8	r 1.1	r 0.7	r 0.9	0.1	r 0.0	r 0.0	r 0.0	r 0.0	r 0.0
Mexico	273	1,067.4	r 291.7	r 330.4	r 317.6	r 339.0	r 399.7	285.3	r 69.0	r 36.0	r 41.0	r 41.7	r 37.0
Montserrat	351	0.1	r 0.0	r 0.0	r 0.0	r 0.0	0.0	r 0.0	r 0.0
Nicaragua	278	6.7	r 4.0	r 5.6	r 1.3	r 0.5	r 0.7	1.0	r 0.1	r 0.3	r 0.2	r 0.2	r 0.2
Panama	283	53.1	r 9.6	r 3.9	r 8.3	r 8.4	r 4.3	1.0	r 0.2	r 0.2	r 0.4	r 0.3	r 0.3
Paraguay	288	12.7	r 4.0	r 3.2	r 3.4	r 3.0	r 4.5	1.9	r 0.7	r 0.5	r 0.2	r 0.6	r 1.9
Peru	293	98.7	r 17.9	r 19.7	r 14.7	r 17.8	r 19.0	31.5	r 10.9	r 10.4	r 12.8	r 12.4	r 13.3
Sint Maarten	352	1.0	r 0.2	r 0.5	r 0.0	r 0.1	r 0.3	0.0	r 0.0	r 0.7
St. Kitts and Nevis	361	0.2	r 0.0	r 0.0	r 0.0	r 0.1	r 0.0	r 0.0	r 0.0
St. Lucia	362	0.2	r 0.1	r 0.0	r 0.0	r 0.1	r 0.0	0.0	r 0.0	r 0.0
St. Vincent & Grens.	364	1.2	r 0.0	r 0.0	r 0.0	r 0.1	0.0	r 0.1	r 0.0	r 0.0
Suriname	366	1.2	r 0.9	r 0.1	r 0.1	r 0.2	r 0.4	0.0	r 0.0	r 0.0	r 0.0	r 0.0	r 0.1
Trinidad and Tobago	369	5.5	r 0.4	r 0.9	r 4.9	r 1.2	r 1.3	0.6	r 0.1	r 0.0	r 0.0	r 0.0	r 0.5
Uruguay	298	17.5	r 7.4	r 4.8	r 7.2	r 6.8	r 6.0	77.5	r 18.2	r 21.1	r 18.2	r 14.1	r 14.7
Venezuela, Rep. Bol.	299	52.4	r 2.6	r 2.7	r 6.5	r 1.2	r 5.7	0.6	r 0.2	r 0.8	r 0.1	r 0.0	r 0.0
Western Hem. n.s.	399	33.5	r 0.6	r 0.4	r 1.0	r 0.7	r 17.2	9.0	r 0.1	r 0.0	r 0.0	r 0.0
Other Countries n.i.e	910	11.9	5.8	3.8	3.4	3.7	8.2	2.6	0.7	0.6	0.5	0.9	0.0
Cuba	928	9.9	r 5.8	r 3.8	r 3.4	r 3.7	r 8.2	2.0	r 0.7	r 0.6	r 0.3	r 0.2	r 0.0
Korea, Dem. People's Rep.	954	2.1	r 0.0	r 0.0	0.6	r 0.0	r 0.0	r 0.3	r 0.7
Special Categories	899	74.7	r 24.6	r 24.7	r 27.9	r 30.9	r 32.9
Countries & Areas n.s.	898	0.1	r 0.0	0.0	r 0.0
Memorandum Items													
Africa	605	1,433.7	356.3	399.6	382.5	407.8	441.9	656.4	239.8	106.5	193.5	274.1	147.6
Middle East	405	2,706.1	595.7	590.6	585.3	618.0	593.9	1,141.6	241.4	218.9	343.0	387.3	385.8
European Union	998	107,415.9	28,561.5	28,763.5	30,162.0	32,043.5	34,678.4	123,077.4	31,298.0	33,165.3	34,673.7	36,762.8	38,394.7
Export earnings: fuel	080	5,290.7	1,341.8	1,361.9	1,351.8	1,478.4	1,432.1	4,493.2	1,409.0	1,104.3	1,488.7	1,624.8	1,720.5
Export earnings: nonfuel	092	146,799.2	38,279.5	39,358.6	41,194.4	43,660.2	46,540.6	153,203.7	40,226.3	40,855.5	43,459.2	45,587.3	48,036.0

Azerbaijan, Republic of (912)

In Millions of U.S. Dollars

		Exports (FOB)						Imports (CIF)					
		2016	2017Q1	2017Q2	2017Q3	2017Q4	2018Q1	2016	2017Q1	2017Q2	2017Q3	2017Q4	2018Q1
IFS World		9,143.3	3,067.6	2,086.3	2,144.0	1,792.1	8,532.4	1,293.1	1,107.7	1,627.2	1,531.7
World	001	9,143.1	2,605.8	2,662.3	2,876.4	3,046.9	3,355.0	8,531.7	1,522.7	1,887.3	2,767.8	2,604.1	2,191.1
Advanced Economies	110	5,340.3	1,594.2	1,429.2	1,560.5	1,842.1	2,244.8	3,397.5	464.6	565.5	1,151.9	880.2	748.7
Euro Area	163	3,356.6	1,094.3	1,102.0	943.3	1,165.7	1,270.2	1,247.6	233.5	301.9	345.5	446.3	394.9
Austria	122	112.7	r 37.6	r 35.0	r 25.5	r 39.4	r 171.6	63.1	r 10.5	r 14.4	r 12.6	r 25.0	r 13.3
Belgium	124	6.5	r 3.8	r 2.9	r 2.7	r 3.8	r 4.4	55.0	r 11.8	r 12.9	r 14.8	r 22.5	r 11.3
Cyprus	423	1.1	r 2.5	r 12.4	r 10.8	r 14.8	r 0.0	0.6	r 0.2	r 0.2	r 0.3	r 0.2	r 0.1
Estonia	939	0.7	r 0.1	r 0.2	r 0.2	r 0.1	r 0.3	2.4	r 0.7	r 0.4	r 0.8	r 0.7	r 1.7
Finland	172	0.3	r 0.1	r 0.2	r 0.3	r 0.1	r 0.2	12.6	r 1.8	r 6.7	r 5.4	r 4.4	r 4.3
France	132	493.6	r 99.3	r 35.8	r 0.5	r 0.7	r 43.8	150.4	r 27.2	r 37.3	r 33.9	r 56.3	r 30.0
Germany	134	610.8	r 117.0	r 80.0	r 136.4	r 117.0	r 187.4	399.2	r 74.6	r 96.0	r 111.4	r 161.6	r 193.1
Greece	174	0.5	r 30.7	r 94.4	r 0.1	r 34.4	r 77.1	15.3	r 1.0	r 1.8	r 3.6	r 5.7	r 1.6
Ireland	178	23.4	r 0.0	r 0.0	r 0.0	r 0.0	r 0.0	17.6	r 2.5	r 2.8	r 2.5	r 3.0	r 7.9
Italy	136	1,560.0	r 538.7	r 678.8	r 591.6	r 816.4	r 645.6	332.2	r 61.4	r 76.3	r 93.1	r 87.9	r 72.5
Latvia	941	0.9	r 0.3	r 0.1	r 1.3	r 0.4	r 0.4	7.9	r 2.3	r 1.6	r 2.2	r 7.0	r 3.8
Lithuania	946	2.4	r 0.3	r 0.5	r 0.5	r 1.0	r 0.7	14.9	r 2.3	r 3.9	r 5.0	r 12.7	r 9.9
Luxembourg	137	9.6	r 0.0	r 0.0	r 15.5	r 0.0	r 17.1	3.4	r 0.7	r 1.1	r 0.9	r 1.1	r 1.0
Malta	181	106.3	r 5.4	r 31.5	r 0.0	0.1	r 0.0	r 0.0	r 0.0	r 0.1	r 0.0
Netherlands	138	38.3	r 5.4	r 4.4	r 7.7	r 4.5	r 3.0	75.6	r 18.4	r 23.8	r 24.1	r 21.6	r 15.9
Portugal	182	257.1	r 179.7	r 85.2	r 80.4	r 65.3	r 74.1	11.0	r 2.2	r 2.2	r 3.0	r 3.4	r 3.3
Slovak Republic	936	0.1	r 0.0	r 0.1	r 0.0	21.5	r 1.8	r 4.8	r 8.5	r 7.9	r 4.3
Slovenia	961	4.2	r 1.6	r 2.6	r 1.0	14.1	r 3.3	r 4.5	r 3.9	r 5.9	r 2.7
Spain	184	128.2	r 73.3	r 70.6	r 35.6	r 66.8	r 44.3	50.7	r 10.8	r 11.3	r 19.5	r 19.2	r 18.3
Australia	193	0.2	r 0.2	r 0.3	r 0.1	r 0.1	r 0.1	7.8	r 0.8	r 1.5	r 1.0	r 1.6	r 0.8
Canada	156	62.2	r 95.0	r 107.8	r 96.2	r 108.8	r 164.5	14.0	r 3.9	r 3.5	r 3.5	r 4.7	r 2.8
China,P.R.: Hong Kong	532	0.1	r 0.0	r 0.0	r 0.0	r 0.0	r 0.0	1.0	r 0.6	r 0.6	r 0.1	r 1.3	r 0.6
Czech Republic	935	214.4	r 71.3	r 97.0	r 179.8	r 208.8	r 207.7	101.9	r 9.6	r 23.1	r 21.8	r 53.1	r 50.0
Denmark	128	0.1	r 0.2	r 0.1	r 0.3	r 0.4	r 0.3	22.2	r 4.7	r 5.3	r 6.9	r 5.6	r 4.1
Iceland	176	0.0	r 0.0	r 0.0	4.1	r 0.6	r 0.3	r 1.4	r 1.6	r 0.0
Israel	436	664.1	r 149.4	r 63.0	r 162.9	r 263.7	r 308.2	15.6	r 5.3	r 11.3	r 8.2	r 7.9	r 6.7
Japan	158	1.7	r 0.4	r 0.0	r 1.6	r 2.3	r 2.6	282.7	r 21.7	r 27.5	r 42.2	r 79.0	r 39.1
Korea, Republic of	542	0.1	r 0.0	r 0.1	r 0.0	r 0.1	r 0.0	72.0	r 11.6	r 12.3	r 33.2	r 28.2	r 31.8
New Zealand	196	0.1	r 0.0	r 0.1	r 0.0	r 0.1	40.0	r 9.5	r 13.0	r 12.2	r 13.2	r 13.2
Norway	142	3.1	r 0.4	r 0.5	r 0.5	r 0.3	r 0.3	275.6	r 8.3	r 8.3	r 108.1	r 30.8	r 4.7
San Marino	135	0.2	r 0.1	r 0.1	r 0.1	r 0.2	r 0.0
Singapore	576	0.9	r 0.1	r 0.1	r 0.1	r 0.1	r 0.7	201.5	r 6.2	r 2.8	r 6.2	r 6.7	r 5.9
Sweden	144	0.3	r 0.2	r 0.2	r 0.1	r 0.2	67.9	r 10.8	r 6.0	r 5.0	r 6.8	r 6.1
Switzerland	146	101.7	r 11.5	r 54.8	r 18.3	r 85.3	r 33.8	63.1	r 5.5	r 12.4	r 23.0	r 16.1	r 34.7
Taiwan Prov.of China	528	796.9	r 168.6	r 0.1	r 98.6	r 0.1	r 136.1	13.5	r 1.8	r 5.5	r 7.3	r 2.9	r 3.0
United Kingdom	112	57.2	r 1.7	r 2.1	r 2.8	r 3.2	r 2.7	495.2	r 56.2	r 54.7	r 63.8	r 65.2	r 45.7
United States	111	80.7	r 0.9	r 1.1	r 55.8	r 3.4	r 117.3	471.6	r 73.8	r 75.6	r 462.3	r 109.1	r 104.6
Emerg. & Dev. Economies	200	3,802.0	1,011.3	1,232.6	1,315.4	1,204.4	1,109.9	5,134.2	1,057.9	1,321.8	1,615.3	1,723.9	1,442.3
Emerg. & Dev. Asia	505	937.6	243.2	376.7	376.0	244.0	354.6	955.9	214.8	254.8	357.9	345.3	324.0
Bangladesh	513	0.0	r 0.0	r 0.3	r 0.5	8.5	r 1.8	r 2.3	r 3.0	r 2.3	r 2.7
Brunei Darussalam	516	0.0	r 0.0	r 0.1	r 0.0	r 0.0
Cambodia	522	r 0.4	r 0.0	2.3	r 0.6	r 0.4	r 0.9	r 0.6	r 0.7
China,P.R.: Mainland	924	271.5	r 125.9	r 214.6	r 96.6	r 6.8	r 12.4	703.9	r 148.6	r 186.8	r 262.1	r 257.0	r 219.6
Fiji	819	0.2	r 0.0
India	534	437.2	r 116.7	r 57.1	r 98.4	r 61.7	r 140.5	59.8	r 28.4	r 26.1	r 15.8	r 26.7	r 30.0
Indonesia	536	77.5	r 0.0	r 0.0	r 176.9	r 115.3	r 200.3	46.1	r 9.1	r 1.4	r 28.5	r 10.3	r 11.8
Malaysia	548	1.3	r 0.1	r 0.2	r 3.9	r 0.3	r 0.2	36.4	r 3.7	r 7.1	r 6.5	r 13.4	r 30.8
Mongolia	948	0.1	r 0.1	r 0.1	0.0	r 0.0	r 0.0
Myanmar	518	r 0.0	0.2	r 0.1	r 0.2	r 0.2	r 0.2	r 0.2
Philippines	566	0.0	r 0.0	r 0.0	r 0.0	1.4	r 0.6	r 0.4	r 0.6	r 0.5	r 0.4
Sri Lanka	524	0.0	44.2	r 9.5	r 10.3	r 18.8	r 12.5	r 10.0
Thailand	578	101.1	r 0.0	r 49.8	r 0.0	r 59.6	r 0.0	25.4	r 5.3	r 7.8	r 7.6	r 8.4	r 6.2
Vietnam	582	48.9	r 0.1	r 54.9	r 0.1	r 0.0	r 0.6	27.2	r 6.9	r 11.9	r 13.8	r 13.5	r 11.6
Europe	170	2,462.9	632.2	797.8	858.9	887.6	669.6	3,687.7	722.8	959.2	1,047.6	1,239.7	1,006.0
Emerg. & Dev. Europe	903	1,455.8	348.8	374.6	571.9	489.2	380.8	1,474.5	281.3	380.2	393.2	444.2	350.0
Albania	914	0.0	r 0.0	r 0.1	r 0.0	0.2	r 0.1	r 0.1	r 0.1	r 0.2	r 0.1

Azerbaijan, Republic of (912)

In Millions of U.S. Dollars

		Exports (FOB)						Imports (CIF)					
		2016	2017Q1	2017Q2	2017Q3	2017Q4	2018Q1	2016	2017Q1	2017Q2	2017Q3	2017Q4	2018Q1
Bosnia and Herzegovina	963	r 0.0	0.3	r 0.3	r 0.1	r 0.2	r 0.2	r 0.3
Bulgaria	918	0.4	r 0.0	r 0.0	r 0.1	r 0.0	r 38.1	39.4	r 2.4	r 4.0	r 25.1	r 5.9	r 2.8
Croatia	960	233.5	r 38.0	r 35.7	r 30.2	r 36.1	51.2	r 0.4	r 0.3	r 0.4	r 0.4	r 0.6
Faroe Islands	816	0.5	r 0.1	r 0.1	r 0.0	r 0.0
Gibraltar	823	r 34.7	0.1	r 0.0	r 0.0	r 0.0
Hungary	944	0.9	r 0.3	r 0.1	r 0.2	r 1.4	r 0.5	40.1	r 6.5	r 9.4	r 11.9	r 13.5	r 10.2
Macedonia, FYR	962	0.0	0.4	r 0.2	r 0.1	r 0.1	r 0.5	r 0.2
Montenegro	943	0.0	r 0.0	0.0	r 0.0	r 0.0	r 0.1
Poland	964	4.8	r 1.7	r 1.6	r 2.5	r 2.9	r 2.1	70.2	r 11.1	r 14.9	r 18.1	r 25.0	r 16.1
Romania	968	83.3	r 0.1	r 30.4	r 90.7	r 146.0	r 44.6	86.5	r 15.2	r 19.5	r 15.8	r 17.6	r 5.6
Serbia, Republic of	942	0.0	r 0.0	r 0.0	r 0.0	4.0	r 1.0	r 1.4	r 0.9	r 2.2	r 1.7
Turkey	186	1,132.8	r 308.7	r 306.8	r 448.1	r 302.8	r 260.7	1,181.6	r 244.0	r 330.3	r 320.7	r 378.5	r 312.4
CIS	901	1,007.0	283.4	423.2	287.1	398.3	288.8	2,213.2	441.6	578.9	654.4	795.5	656.0
Belarus	913	48.2	r 3.9	r 2.7	r 4.7	r 6.2	r 5.2	76.3	r 15.0	r 44.8	r 30.9	r 39.6	r 84.1
Georgia	915	343.4	r 108.0	r 129.6	r 115.9	r 117.9	r 96.5	51.5	r 16.0	r 16.8	r 23.2	r 18.1	r 14.9
Kazakhstan	916	26.3	r 4.9	r 8.8	r 8.0	r 12.5	r 9.9	98.1	r 16.7	r 44.0	r 20.0	r 27.1	r 48.0
Kyrgyz Republic	917	5.6	r 0.0	r 0.1	r 0.3	r 0.2	r 0.2	1.1	r 0.3	r 0.2	r 0.2	r 0.5	r 0.6
Moldova	921	0.5	r 0.0	r 0.0	r 0.1	r 0.1	r 0.2	4.0	r 1.3	r 1.4	r 0.9	r 3.1	r 1.4
Russian Federation	922	409.3	r 79.0	r 210.7	r 102.9	r 194.4	r 117.6	1,641.8	r 297.3	r 364.2	r 380.2	r 512.6	r 380.0
Tajikistan	923	12.1	r 0.2	r 0.2	r 0.9	r 0.6	r 0.3	0.2	r 0.0	r 0.0	r 0.1
Turkmenistan	925	113.8	r 12.4	r 20.9	r 10.2	r 10.5	r 5.1	38.5	r 25.7	r 9.1	r 37.2	r 38.1	r 34.0
Ukraine	926	44.4	r 74.4	r 49.2	r 43.2	r 54.0	r 52.6	289.8	r 67.0	r 94.9	r 154.4	r 143.6	r 86.5
Uzbekistan	927	3.4	r 0.5	r 0.8	r 0.7	r 1.9	r 1.3	11.9	r 2.2	r 3.7	r 7.4	r 12.7	r 6.4
Mid East, N Africa, Pak	440	389.1	135.0	56.9	66.1	72.6	85.4	254.2	73.7	81.5	64.9	91.4	83.6
Afghanistan, I.R. of	512	44.3	r 7.1	r 6.0	r 4.9	r 34.3	r 22.4	0.0	r 0.0
Algeria	612	11.2	r 0.0	r 0.0	r 0.0	r 0.0	r 0.0	0.4	r 0.2	r 0.6	r 0.1	r 0.1	r 0.3
Bahrain, Kingdom of	419	0.1	r 0.0	r 0.0	r 0.0	r 0.0	0.1	r 0.0	r 0.0	r 0.0	r 0.0	r 0.0
Djibouti	611	r 0.3	0.1
Egypt	469	11.9	r 0.0	r 1.0	r 0.4	r 0.0	r 0.1	4.9	r 1.2	r 2.1	r 1.2	r 2.0	r 2.0
Iran, I.R. of	429	49.7	r 6.0	r 3.4	r 3.0	r 4.4	r 6.1	161.1	r 59.3	r 65.8	r 45.3	r 69.9	r 62.3
Iraq	433	17.8	r 4.6	r 3.6	r 5.4	r 2.1	r 1.6	0.0	r 0.0	r 0.1
Jordan	439	2.7	r 2.8	r 0.9	r 0.4	r 0.1	r 1.4	2.1	r 0.8	r 0.9	r 0.4	r 0.4	r 1.3
Kuwait	443	0.2	r 0.0	r 0.0	r 0.0	r 0.0	r 0.1	3.5	r 0.9	r 1.1	r 2.7	r 2.3	r 0.6
Lebanon	446	42.7	r 32.8	r 0.0	r 0.1	r 14.1	0.6	r 0.3	r 0.3	r 0.1	r 0.4	r 0.3
Libya	672	r 0.0	0.1	r 0.0
Morocco	686	r 0.0	2.8	r 0.9	r 0.8	r 1.1	r 1.0	r 1.0
Oman	449	0.1	r 0.0	r 0.0	r 0.0	r 0.0	r 0.0	0.1	r 0.1	r 0.1	r 0.1	r 0.1	r 0.4
Pakistan	564	1.4	r 0.5	r 0.3	r 0.7	r 0.4	r 0.3	5.9	r 1.8	r 1.7	r 1.8	r 1.1	r 3.7
Qatar	453	0.1	r 0.5	r 1.5	r 1.7	r 1.0	r 1.9	0.1	r 0.0	r 0.0	r 0.0	r 0.0	r 0.0
Saudi Arabia	456	0.5	r 0.1	r 0.1	r 0.1	r 1.0	r 0.2	12.1	r 4.0	r 1.9	r 5.9	r 4.6	r 4.1
Sudan	732	r 0.0	r 0.0	0.0	r 0.0	r 0.1
Syrian Arab Republic	463	0.3	r 0.1	r 0.1	r 0.0	r 0.0	r 0.1
Tunisia	744	194.8	r 78.6	r 35.0	r 44.0	r 24.7	r 32.0	2.3	r 0.7	r 0.8	r 0.5	r 0.5	r 0.8
United Arab Emirates	466	11.6	r 1.9	r 4.6	r 5.5	r 4.6	r 5.2	57.8	r 3.3	r 5.2	r 5.4	r 8.8	r 6.5
West Bank and Gaza	487	r 0.0	r 0.2
Sub-Saharan Africa	603	8.7	0.2	0.3	14.3	0.1	0.1	8.7	1.3	3.3	4.5	1.3	1.1
Angola	614	0.2	r 0.0	r 0.0	r 0.0	r 0.0	r 0.0	0.0	r 0.0	r 0.0	r 0.0
Benin	638	0.2
Cabo Verde	624	7.8
Congo, Dem. Rep. of	636	r 0.0	r 0.1
Ethiopia	644	0.1	r 0.1	r 0.1	r 0.2	r 0.1	r 0.1
Ghana	652	0.0	r 0.0	r 0.0	0.2	r 0.0	r 0.0	r 0.0	r 0.0	r 0.0
Kenya	664	0.0	r 0.1	r 0.0	0.7	r 0.1	r 0.2	r 0.2	r 0.3	r 0.4
Madagascar	674	0.3	r 0.1	r 0.0	r 0.2	r 0.1	r 0.2
Malawi	676	r 0.2
Mauritius	684	0.1	r 0.0	r 0.0	r 0.0	r 0.0	r 0.0
Mozambique	688	0.1	r 0.0	r 0.0	r 0.0	r 0.0
Niger	692	0.1	r 0.0	r 0.0	r 0.0	r 0.0
Nigeria	694	0.0	r 0.0	r 0.3	r 0.1	r 0.1	r 0.0	0.0	r 0.0	r 0.0	r 0.0	r 0.0	r 0.0
Seychelles	718	0.0	0.0	r 0.1	r 0.0	r 0.0

Azerbaijan, Republic of (912)

In Millions of U.S. Dollars

		Exports (FOB)						Imports (CIF)					
		2016	2017Q1	2017Q2	2017Q3	2017Q4	2018Q1	2016	2017Q1	2017Q2	2017Q3	2017Q4	2018Q1
South Africa	199	0.3	r 0.0	r 0.0	6.2	r 0.7	r 2.7	r 3.4	r 0.4	r 0.3
Swaziland	734	r 14.1	0.2	r 0.0	r 0.0	r 0.0
Tanzania	738	0.0	0.3	r 0.2	r 0.0	r 0.1	r 0.1	r 0.0
Zambia	754	0.2	0.1	r 0.0	r 0.0	r 0.0	r 0.0	r 0.0
Zimbabwe	698	0.0	r 0.1	r 0.1	r 0.1	r 0.2	r 0.0
Western Hemisphere	205	3.8	0.7	1.0	0.1	0.2	0.2	227.7	45.2	23.0	140.5	46.2	27.6
Anguilla	312	0.0	r 0.0	r 0.0	r 0.1
Argentina	213	0.0	r 0.0	r 0.0	r 0.0	12.9	r 3.0	r 7.4	r 7.9	r 3.9	r 1.4
Barbados	316	0.1	r 0.0	r 0.0
Belize	339	r 0.6	r 0.8	0.0	r 0.0	r 0.0
Brazil	223	2.9	r 0.0	r 0.0	r 0.0	r 0.1	162.0	r 31.9	r 6.7	r 119.3	r 14.6	r 11.2
Chile	228	3.4	r 0.2	r 0.5	r 1.2	r 0.4	r 0.8
Colombia	233	0.1	r 0.0	r 0.0	r 0.0	r 0.0	0.2	r 0.1	r 0.1	r 0.0	r 0.1	r 0.2
Costa Rica	238	0.0	r 0.0	1.1	r 0.2	r 0.2	r 0.2	r 0.6	r 0.4
Curacao	354	0.1	r 0.0	r 0.0
Dominican Republic	243	0.1	r 0.0	r 0.1	r 0.0	r 0.0	r 0.0
Ecuador	248	0.0	r 0.0	r 0.0	21.1	r 6.8	r 5.1	r 3.7	r 6.7	r 8.3
El Salvador	253	0.1	r 0.0	r 0.0	r 0.0
Falkland Islands	323	0.1
Guatemala	258	0.2	r 0.0	r 0.0	r 0.1	r 0.0	r 0.0
Guyana	336	0.1
Jamaica	343	0.0	2.8	r 0.0	r 0.0	r 4.4	r 7.3
Mexico	273	0.3	r 0.0	r 0.0	r 0.0	r 0.1	r 0.0	20.8	r 2.8	r 2.6	r 2.9	r 10.9	r 4.8
Panama	283	0.0	r 0.0	r 0.1	r 0.0	r 0.0
Paraguay	288	0.6	r 0.1	r 0.1	r 0.4	r 0.1	r 0.1
Peru	293	0.2	r 0.0	0.6	r 0.0	r 0.1	r 0.2	r 0.2	r 0.4
Trinidad and Tobago	369	0.0	r 0.0	r 0.0	r 0.0	r 0.0	0.1	r 0.0	r 0.0	r 0.0
Uruguay	298	1.1	r 0.0	r 0.0	r 0.0	r 0.0
Venezuela, Rep. Bol.	299	0.2	r 0.1	r 0.0	r 0.0	r 0.0	r 0.0	r 1.0
Western Hem. n.s.	399	r 0.1	r 0.0	r 0.0
Other Countries n.i.e	910	0.0	0.1	0.1	0.0	0.1	0.0	0.1
Cuba	928	0.0	0.1	r 0.1	r 0.0	r 0.1	r 0.0	r 0.1
Korea, Dem. People's Rep.	954	0.0	r 0.0	r 0.0	r 0.1	r 0.0	r 0.0
Countries & Areas n.s.	898	0.9	r 0.3	r 0.4	r 0.5	r 0.4	r 0.4	r 0.0	r 0.5
Memorandum Items													
Africa	605	214.7	78.8	35.6	58.3	24.7	32.1	14.3	3.2	5.6	6.3	2.9	3.3
Middle East	405	137.4	48.8	15.3	16.5	13.3	30.7	242.8	70.0	77.5	61.3	88.7	77.8
European Union	998	3,951.6	1,207.7	1,269.2	1,250.0	1,564.5	1,566.5	2,222.3	350.3	439.0	514.2	639.3	536.2
Export earnings: fuel	080	641.3	109.6	254.1	137.2	230.7	147.7	2,035.0	414.5	497.3	500.7	671.3	544.9
Export earnings: nonfuel	092	8,501.8	2,496.1	2,408.1	2,739.1	2,816.2	3,207.3	6,496.7	1,108.1	1,390.0	2,267.1	1,932.8	1,646.2

Bahamas, The (313)

In Millions of U.S. Dollars

		Exports (FOB)						Imports (CIF)					
		2016	2017Q1	2017Q2	2017Q3	2017Q4	2018Q1	2016	2017Q1	2017Q2	2017Q3	2017Q4	2018Q1
IFS World		402.7	114.2	155.3	82.1	117.7	2,931.7	810.7	932.7	807.9	876.5
World	001	544.3	125.8	170.6	106.3	129.2	116.9	3,044.7	850.7	951.0	812.9	881.3	868.0
Advanced Economies	110	231.8	109.0	149.0	80.4	102.1	99.1	2,689.0	780.2	852.8	736.3	807.3	790.1
Euro Area	163	54.1	5.5	23.5	3.1	13.1	3.8	151.3	37.0	25.3	22.2	33.5	21.6
Austria	122	0.2	r 0.0	r 0.0	r 0.0	r 0.0	r 0.0	0.1	r 0.0	r 0.0	r 0.0	r 0.1	r 0.0
Belgium	124	10.2	r 0.7	r 3.0	r 0.0	r 0.0	r 0.0	4.7	r 1.4	r 1.3	r 1.5	r 1.1	r 1.1
Cyprus	423	0.0	r 0.0	r 0.0	r 0.0	r 0.0	r 0.0	0.1	r 0.0	r 0.0	r 0.1	r 0.0
Estonia	939	e 0.0	e 0.0	e 0.0	e 0.0	e 0.0	e 1.5	e 0.1	e 0.3	e 0.5	e 1.0
Finland	172	0.2	r 0.1	r 0.2	r 0.1	r 0.3	0.9	r 0.1	r 5.3	r 1.0	r 0.3	r 0.2
France	132	32.3	r 2.6	r 17.8	r 2.5	r 8.2	r 2.7	24.2	r 6.2	r 3.7	r 4.2	r 5.3	r 5.5
Germany	134	4.5	r 0.3	r 0.1	r 0.3	r 0.4	r 0.0	74.0	r 11.2	r 2.5	r 3.0	r 4.0	r 2.7
Greece	174	0.2	r 0.1	r 0.1	r 0.1	r 0.1	r 0.0	0.4	r 0.0	r 0.1	r 0.0	r 0.0	r 0.1
Ireland	178	0.5	r 0.1	r 0.2	r 0.0	r 0.0	3.2	r 1.1	r 0.9	r 0.4	r 0.9	r 0.6
Italy	136	1.9	r 0.1	r 0.1	r 0.1	r 0.1	r 0.4	8.6	r 1.8	r 3.6	r 2.3	r 2.7	r 3.4
Lithuania	946	e 0.0	e 1.1	e 0.0	e 0.0	e 0.0	e 0.3	e 1.1
Malta	181	0.0	r 0.0	r 0.1	r 0.0	r 0.0	0.0	r 0.0	r 0.0	r 0.0	r 0.0	r 0.1
Netherlands	138	3.1	r 0.8	r 1.9	r 0.1	r 4.1	r 0.1	19.1	r 11.2	r 3.1	r 3.3	r 9.3	r 3.0
Portugal	182	0.1	r 0.0	r 0.0	r 0.0	r 0.0	10.8	r 2.1	r 0.0	r 0.1	r 0.0	r 0.1
Slovak Republic	936	e 0.0	e 0.0	e 0.2	e 0.0	e 0.0
Spain	184	1.0	r 0.7	r 0.1	r 0.0	r 0.2	2.4	r 1.8	r 4.7	r 6.0	r 9.0	r 2.7
Australia	193	2.1	r 0.3	r 1.9	r 1.5	r 1.7	r 0.6	0.3	r 0.1	r 0.2	r 0.1	r 0.4	r 0.3
Canada	156	1.6	r 1.2	r 0.4	r 0.4	r 0.5	r 0.2	7.7	r 5.9	r 6.3	r 5.4	r 9.2	r 5.6
China,P.R.: Hong Kong	532	0.2	r 0.1	r 0.1	r 0.1	r 0.0	r 0.0	1.0	r 2.0	r 23.7	r 2.1	r 1.4	r 1.5
China,P.R.: Macao	546	e 0.1	e 0.0	e 0.0	e 0.0	e 0.0	e 0.0
Czech Republic	935	0.0	r 0.0	r 0.0	0.0	r 0.0	r 0.1	r 0.0	r 0.0
Denmark	128	0.0	r 0.0	r 0.0	r 0.0	r 0.0	r 0.0	4.0	r 1.0	r 0.7	r 0.7	r 1.0	r 0.6
Iceland	176	0.0	r 0.0	r 0.0	r 0.0	r 0.0	r 0.0	0.2	r 0.0	r 0.0	r 0.0	r 0.0
Israel	436	0.0	r 0.0	r 0.0	r 0.0	r 0.0	r 0.0	1.2	r 0.1	r 0.0	r 0.1	r 0.0	r 0.0
Japan	158	3.9	r 0.0	r 0.0	r 3.5	55.1	r 14.1	r 14.4	r 13.3	r 12.4	r 10.0
Korea, Republic of	542	0.0	r 0.0	r 0.0	r 0.0	r 0.0	r 0.1	6.3	r 1.9	r 2.6	r 0.9	r 1.6	r 1.5
New Zealand	196	0.5	r 0.1	r 0.2	r 0.1	r 0.0	r 0.1
Norway	142	0.4	r 0.0	r 0.1	r 0.1	r 0.1	r 0.0	0.0	r 0.0	r 1.0	r 0.0	r 0.0	r 0.1
Singapore	576	0.2	r 0.0	r 0.1	r 0.0	r 0.0	r 0.3	0.2	r 0.1	r 0.7	r 0.1	r 0.1	r 0.2
Sweden	144	0.1	r 0.1	r 1.0	r 0.3	r 0.0	r 0.0	10.8	r 3.4	r 0.3	r 1.0	r 1.5	r 0.1
Switzerland	146	0.7	r 0.1	r 0.1	r 0.0	r 0.0	19.9	r 5.5	r 7.4	r 5.2	r 9.2	r 5.5
Taiwan Prov.of China	528	e 0.2	e 0.0	e 0.0	e 0.0	e 0.0	e 0.0	e 0.7
United Kingdom	112	5.1	r 2.5	r 3.2	r 1.5	r 2.1	r 2.3	14.9	r 4.3	r 5.4	r 5.4	r 6.2	r 6.5
United States	111	163.1	r 99.1	r 118.6	r 73.4	r 84.4	r 88.3	2,414.9	r 704.7	r 764.6	r 679.9	r 730.8	r 736.6
Emerg. & Dev. Economies	200	312.6	16.0	21.1	25.3	26.6	17.5	272.0	47.7	72.9	46.1	50.6	61.0
Emerg. & Dev. Asia	505	46.0	0.4	0.3	0.3	2.4	0.4	51.6	10.6	18.3	9.6	8.0	8.1
China,P.R.: Mainland	924	3.9	r 0.2	r 0.1	r 0.0	r 2.1	r 0.1	31.5	r 5.4	r 14.5	r 6.5	r 4.7	r 5.5
India	534	41.2	r 0.0	r 0.0	r 0.0	r 0.1	r 0.0	7.6	r 1.9	r 1.6	r 1.5	r 1.4	r 0.7
Indonesia	536	0.5	r 0.2	r 0.2	r 0.1	r 0.1	r 0.1
Malaysia	548	5.8	r 0.8	r 0.1	r 0.1	r 0.1	r 0.1
Maldives	556	e 0.1	e 0.0	e 0.0	e 0.0	e 0.0	e 0.0
Thailand	578	0.0	r 0.0	r 0.0	r 0.0	r 0.0	r 0.0	5.0	r 2.0	r 1.8	r 1.1	r 1.5	r 1.3
Vietnam	582	0.9	r 0.2	r 0.2	r 0.2	r 0.2	r 0.2	1.0	r 0.3	r 0.2	r 0.3	r 0.2	r 0.2
Europe	170	3.6	0.2	0.3	1.6	1.6	0.3	3.3	0.6	14.3	0.8	0.9	15.2
Emerg. & Dev. Europe	903	2.7	0.0	0.0	0.0	0.0	0.1	3.3	0.6	0.3	0.8	0.9	14.8
Bulgaria	918	e 2.6	e 0.0	e 0.0	0.2	r 0.0	r 0.0	r 0.0
Croatia	960	e 0.0	e 0.4	e 0.0	e 0.0
Faroe Islands	816	e 0.2	e 0.1	e 0.1	e 0.1	e 0.1	e 0.1
Poland	964	0.1	r 0.0	r 0.0	r 0.0	r 0.0	r 0.0	0.1	r 0.0	r 0.0	r 0.3	r 0.3	r 0.2
Romania	968	e 0.0	e 0.0	e 0.0	e 0.0	0.1	r 0.0	r 0.0	r 0.0	r 0.0	r 14.3
Serbia, Republic of	942	0.1	r 0.0
Turkey	186	0.0	r 0.0	r 0.0	r 0.0	2.1	r 0.5	r 0.2	r 0.4	r 0.4	r 0.2
CIS	901	0.9	0.2	0.2	1.6	1.6	0.2	0.0	0.0	14.0	0.0	0.0	0.4
Belarus	913	e 0.2	e 0.0	e 0.1	e 0.1	e 0.1	e 0.0	e 0.0
Georgia	915	e 1.3	e 1.4	0.0	r 0.0	r 0.0	r 0.0	r 0.0	r 0.0
Moldova	921	e 0.1	e 0.0	e 0.0	e 0.0	e 0.0	e 0.0

Bahamas, The (313)

In Millions of U.S. Dollars

		Exports (FOB)						Imports (CIF)					
		2016	2017Q1	2017Q2	2017Q3	2017Q4	2018Q1	2016	2017Q1	2017Q2	2017Q3	2017Q4	2018Q1
Russian Federation	922	0.0	r 0.0	r 0.0	r 0.0	r 0.0	r 0.4
Tajikistan	923	0.6	r 0.1	r 0.1	r 0.2	r 0.1	r 0.1
Ukraine	926	e 14.0	e 0.0	e 0.0
Mid East, N Africa, Pak	440	18.9	0.2	0.4	0.7	0.7	0.7	45.0	0.2	0.1	0.1	0.2	0.1
Algeria	612	e 0.0	e 0.0	44.5
Egypt	469	0.2	r 0.0	r 0.0	r 0.0	r 0.1	r 0.0
Oman	449	0.0	r 0.1	r 0.1	r 0.1	r 0.1	r 0.1	0.0	r 0.0	r 0.0	r 0.0	r 0.0	r 0.0
Pakistan	564	r 0.1	r 0.0	r 0.0	r 0.0	r 0.0
Qatar	453	e 0.0	0.1	r 0.0	r 0.0	r 0.0	r 0.0	r 0.0
Saudi Arabia	456	0.3	r 0.0	r 0.0	r 0.0	r 0.0	r 0.0	0.0	r 0.0	r 0.0	r 0.0	r 0.0	r 0.0
Tunisia	744	18.2	0.0	r 0.0	r 0.0	r 0.0
United Arab Emirates	466	e 0.3	e 0.1	e 0.2	e 0.6	e 0.6	e 0.5
Sub-Saharan Africa	603	171.5	9.1	9.8	8.3	6.4	4.7	4.5	1.9	0.2	0.4	0.1	0.3
Cameroon	622	e 0.1	e 0.0	e 0.0	e 0.0	e 0.0	e 0.0
Côte d'Ivoire	662	e 0.3	e 0.1	e 0.1	e 0.1	e 0.1	e 0.1
Ethiopia	644	e 4.9	e 6.2	e 4.6	e 5.1	e 4.0	0.0	r 0.0	r 0.0	r 0.0	r 0.0
Kenya	664	0.0	r 0.0	r 0.0	r 0.0	r 0.0	3.7	r 1.7	r 0.0	r 0.0	r 0.0
Mozambique	688	e 2.6	e 0.0	e 0.0	e 0.0	e 0.1	e 0.0	e 0.0	e 0.0	e 0.0	e 0.0	e 0.0	e 0.0
Namibia	728	e 152.2	e 0.4	e 0.4	e 0.4	e 0.5	e 0.4	0.0	r 0.0	r 0.0	r 0.0	r 0.0	r 0.0
São Tomé & Príncipe	716	e 1.4
Seychelles	718	e 0.1	e 0.0	e 0.0	e 0.0	e 0.0	e 0.0
South Africa	199	15.0	r 3.7	r 1.8	r 2.9	r 0.6	r 0.0	0.4	r 0.1	r 0.1	r 0.3	r 0.0	r 0.2
Tanzania	738	r 1.2	r 0.0
Zambia	754	e 0.0	e 0.0	e 0.2	e 0.1	0.0
Western Hemisphere	205	72.5	6.0	10.3	14.3	15.5	11.4	167.7	34.4	40.0	35.2	41.4	37.3
Antigua and Barbuda	311	4.9	r 1.1	r 1.2	r 1.3	r 1.1	r 1.4	0.0	r 0.0	r 0.1	r 0.0	r 4.3
Argentina	213	3.5	r 1.1	r 1.3	r 1.2	r 0.6	r 1.2	22.7	r 0.4	r 0.8	r 1.2	r 0.4	r 0.5
Barbados	316	0.0	r 0.1	r 0.0	r 0.0	r 0.0	6.7	r 1.1	r 0.8	r 2.3	r 1.4	r 1.0
Bermuda	319	0.3	r 0.1	r 0.1	r 0.0	r 0.0	r 0.0	0.2	r 0.0	r 0.0	r 0.0	r 0.1	r 0.0
Brazil	223	0.7	r 0.5	r 0.4	r 0.7	r 0.3	r 0.5	20.3	r 4.8	r 4.5	r 2.9	r 10.8	r 8.0
Chile	228	0.6	r 0.0	r 0.0	r 0.0	r 0.0	1.4	r 0.5	r 0.4	r 0.3	r 0.3	r 0.7
Colombia	233	11.6	r 0.1	r 0.0	r 0.1	r 0.1	0.9	r 0.3	r 0.5	r 0.3	r 0.7	r 0.4
Costa Rica	238	8.9	r 0.1	r 0.2	r 0.0	r 0.2	r 0.4	8.0	r 2.5	r 3.1	r 3.7	r 1.3	r 2.2
Curacao	354	0.0	r 0.0	r 0.0	r 0.0	r 0.0	r 0.0	0.9	r 0.2	r 0.2	r 0.2	r 0.3	r 0.2
Dominica	321	0.0	r 0.0	r 0.8	r 0.7	8.5	r 2.5	r 2.5	r 1.8	r 1.8	r 2.8
Dominican Republic	243	0.2	r 0.0	r 0.0	r 0.0	r 0.2	r 0.1	11.3	r 3.7	r 4.7	r 2.4	r 2.4	r 2.8
Ecuador	248	0.1	r 0.0	r 0.0	r 8.7	r 0.0	r 0.0	0.6	r 0.1	r 0.2	r 0.1	r 0.7	r 0.4
Grenada	328	0.0	r 0.0	r 0.0	r 0.0	r 0.0	r 0.0	0.1	r 0.0	r 0.0	r 0.0	r 0.0
Guatemala	258	2.0	r 0.8	r 0.1	r 0.1	r 0.1	r 0.3	3.9	r 2.1	r 2.3	r 1.1	r 1.0	r 1.9
Guyana	336	0.0	r 0.0	r 0.0	r 0.0	r 0.1	r 0.1	r 0.0	r 0.0	r 0.0	r 0.1
Haiti	263	0.1	r 0.0	r 0.0	r 0.3	r 0.2	r 0.0	0.2	r 0.1	r 0.1	r 0.1	r 0.0	r 0.1
Honduras	268	0.0	r 0.0	r 0.0	1.2	r 0.4	r 0.4	r 0.7	r 0.6	r 0.3
Jamaica	343	0.4	r 0.0	r 0.1	r 0.3	r 0.1	r 0.0	2.6	r 0.7	r 0.8	r 1.0	r 1.1	r 0.6
Mexico	273	35.0	r 0.0	r 2.1	r 0.4	r 0.1	r 0.0	50.1	r 3.4	r 4.3	r 4.3	r 6.4	r 3.0
Nicaragua	278	0.1	r 0.0	r 0.0	r 0.0	r 0.0	r 0.0	0.1	r 0.0	r 0.0	r 0.0	r 0.0	r 0.0
Panama	283	0.4	r 0.0	r 3.3	r 0.1	r 0.0	15.6	r 7.2	r 8.2	r 8.8	r 7.7	r 5.6
Paraguay	288	0.4	r 0.1	r 0.1	r 0.1	r 0.1	r 0.1	0.0	r 0.0	r 0.0	r 0.0	r 0.0	r 0.0
Peru	293	0.7	r 0.1	r 0.0	r 0.1	r 0.0	2.6	r 1.7	r 0.9	r 0.7	r 1.2	r 1.3
St. Lucia	362	0.1	r 0.0	r 0.0	r 0.0	r 0.0	r 0.0	0.0	r 0.0	r 0.7	r 0.0	r 0.0
St. Vincent & Grens.	364	0.0	r 0.0	r 0.0	r 0.0	r 0.0	r 0.0	0.3	r 0.1	r 0.1	r 0.1	r 0.1	r 0.1
Suriname	366	2.5	r 0.5	r 0.6	r 0.6	r 0.6	r 0.5
Trinidad and Tobago	369	0.0	r 0.0	r 0.0	r 0.0	r 0.0	r 0.0	0.5	r 0.1	r 0.3	r 0.3	r 1.9	r 0.4
Uruguay	298	0.0	r 0.0	0.1	r 0.0	r 0.0	r 0.1	r 0.2	r 0.1
Venezuela, Rep. Bol.	299	0.0	r 0.0	r 0.0	r 0.0	r 0.0	r 0.0	0.9	r 0.2	r 3.7	r 0.3	r 0.6	r 0.1
Western Hem. n.s.	399	r 1.3	r 0.7	r 0.3	r 10.8	r 5.7	8.0	r 2.1	r 0.1	r 2.2	r 0.2	r 0.5
Other Countries n.i.e	910	0.0	0.0	0.0	0.0	0.0	0.0	0.1	0.0	0.0	0.1	0.0	0.2
Korea, Dem. People's Rep.	954	0.0	r 0.0	r 0.0	r 0.0	r 0.0	r 0.0	0.1	r 0.0	r 0.0	r 0.1	r 0.0	r 0.1
Countries & Areas n.s.	898	r 0.8	r 0.5	r 0.6	r 0.6	r 0.3	83.6	r 22.8	r 25.2	r 30.4	r 23.4	r 16.8
Memorandum Items													
Africa	605	189.7	9.1	9.8	8.3	6.4	4.7	49.0	1.9	0.2	0.4	0.2	0.3

Bahamas, The (313)

In Millions of U.S. Dollars

		Exports (FOB)						Imports (CIF)					
		2016	2017Q1	2017Q2	2017Q3	2017Q4	2018Q1	2016	2017Q1	2017Q2	2017Q3	2017Q4	2018Q1
Middle East	405	0.7	0.2	0.4	0.7	0.7	0.7	0.4	0.1	0.1	0.1	0.1	0.1
European Union	998	62.0	8.2	27.7	4.9	15.3	6.2	181.8	45.6	31.8	29.5	42.4	43.3
Export earnings: fuel	080	12.5	0.3	0.4	9.5	0.9	0.8	47.6	0.8	4.9	1.2	4.0	1.7
Export earnings: nonfuel	092	531.9	125.5	170.2	96.8	128.4	116.1	2,997.1	849.9	946.1	811.7	877.3	866.3

Bahrain, Kingdom of (419)

In Millions of U.S. Dollars

		Exports (FOB)						Imports (CIF)					
		2016	2017Q1	2017Q2	2017Q3	2017Q4	2018Q1	2016	2017Q1	2017Q2	2017Q3	2017Q4	2018Q1
IFS World		6,699.3	1,928.8	1,687.7	1,577.2	1,770.9	1,744.6	11,601.2	2,989.6	3,393.6	3,201.0	3,574.7	3,439.3
World	001	12,765.5	3,838.9	3,872.6	3,505.3	3,967.5	3,943.5	14,804.2	2,989.4	3,393.1	3,200.2	3,574.1	3,438.7
Advanced Economies	110	3,855.0	929.0	1,163.7	989.5	1,243.5	1,205.7	5,666.9	1,376.8	1,412.1	1,409.1	1,773.2	1,612.2
Euro Area	163	394.2	128.8	240.1	186.8	235.5	283.8	1,566.7	441.0	439.8	505.2	693.2	608.4
Austria	122	8.8	r 1.8	r 2.7	r 2.3	r 1.9	r 2.5	42.1	r 9.7	r 8.1	r 11.2	r 17.2	r 23.6
Belgium	124	40.2	r 9.2	r 20.4	r 14.1	r 21.5	r 5.6	59.0	r 16.2	r 14.5	r 22.9	r 14.7	r 16.5
Cyprus	423	0.6	r 0.2	r 0.2	r 0.2	r 0.2	r 0.2	7.4	r 16.3	r 2.4	r 1.4	r 11.2	r 5.9
Estonia	939	0.4	r 0.0	r 0.2	r 0.1	r 0.2	r 0.1	1.9	r 4.0	r 3.8	r 3.2	r 2.2	r 0.9
Finland	172	0.8	r 0.2	r 0.3	r 0.2	r 0.2	r 0.2	19.7	r 2.8	r 3.3	r 5.8	r 8.4	r 3.3
France	132	45.5	r 21.4	r 21.3	r 7.7	r 67.8	r 34.5	264.5	r 71.8	r 75.9	r 79.6	r 176.7	r 174.9
Germany	134	17.2	r 4.5	r 3.7	r 3.1	r 3.5	r 5.5	464.1	r 135.1	r 153.6	r 128.7	r 184.5	r 170.7
Greece	174	0.4	r 0.0	r 0.0	r 0.0	r 0.0	r 0.0	9.8	r 2.8	r 2.0	r 1.8	r 25.9	r 3.0
Ireland	178	2.0	r 0.6	r 0.3	r 0.3	r 0.2	r 0.3	63.8	r 15.2	r 17.4	r 15.4	r 18.1	r 12.9
Italy	136	49.6	r 12.6	r 15.6	r 20.1	r 21.6	r 63.5	326.8	r 89.5	r 82.4	r 92.1	r 104.9	r 107.8
Latvia	941	0.0	r 0.0	r 0.0	r 0.0	0.5	r 0.2	r 0.1	r 0.2	r 0.1	r 0.1
Lithuania	946	1.0	r 0.5	r 0.4	r 0.0	r 0.0	r 0.0	2.1	r 0.4	r 0.3	r 0.2	r 0.2	r 0.2
Luxembourg	137	0.2	r 0.0	r 0.0	r 0.0	3.0	r 6.6	r 1.8	r 4.4	r 4.1	r 2.6
Malta	181	0.8	r 0.1	r 0.0	r 0.0	r 0.0	r 0.0	1.6	r 0.4	r 0.9	r 0.1	r 16.2	r 0.4
Netherlands	138	182.4	r 65.5	r 162.8	r 129.4	r 104.3	r 162.0	130.4	r 26.9	r 26.0	r 68.8	r 43.0	r 32.7
Portugal	182	0.4	r 0.0	r 0.0	r 0.0	r 0.0	r 0.0	17.4	r 4.7	r 4.8	r 19.6	r 20.1	r 5.8
Slovak Republic	936	0.0	r 0.0	r 0.0	r 0.0	r 0.0	r 0.0	17.3	r 3.7	r 2.5	r 3.4	r 4.6	r 5.1
Slovenia	961	2.7	r 0.8	r 0.8	r 0.8	r 0.7	r 0.8	3.9	r 0.8	r 1.0	r 3.9	r 7.7	r 2.0
Spain	184	41.2	r 11.5	r 11.5	r 8.6	r 13.3	r 8.6	131.2	r 34.0	r 38.9	r 42.5	r 33.6	r 39.9
Australia	193	92.9	r 29.2	r 28.6	r 33.8	r 68.1	r 41.2	567.8	r 162.4	r 193.3	r 121.1	r 109.5	r 184.3
Canada	156	15.6	r 2.9	r 1.5	r 1.4	r 0.8	r 11.3	49.9	r 11.5	r 10.3	r 39.1	r 36.9	r 19.4
China,P.R.: Hong Kong	532	14.3	r 2.2	r 4.9	r 4.2	r 10.6	r 4.9	6.5	r 1.7	r 2.3	r 2.1	r 5.1	r 1.5
China,P.R.: Macao	546	0.1	r 0.0	r 0.0	r 0.0	r 0.0	r 0.0	0.3	r 0.0	r 0.0	r 0.0	r 0.0	r 0.0
Czech Republic	935	0.2	r 0.0	r 0.0	r 0.0	r 0.1	r 0.1	34.9	r 8.2	r 13.9	r 9.3	r 12.3	r 13.7
Denmark	128	2.1	r 0.6	r 0.2	r 0.5	r 0.5	r 0.4	32.3	r 8.9	r 10.7	r 8.6	r 7.6	r 11.8
Iceland	176	r 0.0	r 0.0	r 0.0	0.1	r 0.0	r 0.0	r 0.0	r 0.1	r 0.1
Japan	158	1,116.0	r 149.0	r 154.2	r 121.9	r 236.7	r 293.7	895.9	r 184.3	r 195.4	r 188.1	r 239.7	r 232.6
Korea, Republic of	542	78.6	r 16.2	r 42.4	r 39.0	r 24.4	r 28.7	229.5	r 86.9	r 99.2	r 116.0	r 87.0	r 73.0
New Zealand	196	37.5	r 7.0	r 6.5	r 6.5	r 6.2	r 11.1	56.7	r 8.5	r 7.5	r 12.0	r 6.2	r 11.7
Norway	142	8.6	r 8.4	r 7.1	r 7.7	r 2.9	r 2.5	54.1	r 2.6	r 1.9	r 1.8	r 2.8	r 3.4
Singapore	576	298.0	r 105.6	r 177.7	r 106.5	r 173.6	r 91.2	76.1	r 28.2	r 18.5	r 20.9	r 15.1	r 29.7
Sweden	144	1.0	r 0.2	r 0.6	r 0.1	r 0.4	r 0.1	29.6	r 9.3	r 7.9	r 9.2	r 10.2	r 6.0
Switzerland	146	8.0	r 4.8	r 4.8	r 0.8	r 13.7	r 9.0	255.2	r 84.4	r 64.5	r 64.0	r 109.4	r 76.0
Taiwan Prov.of China	528	e 170.0	e 21.9	e 22.9	e 23.4	e 25.2	e 23.7	55.6	r 17.2	r 20.9	r 26.1	r 22.2	r 19.2
United Kingdom	112	205.9	r 30.9	r 32.6	r 66.6	r 14.7	r 51.7	480.1	r 99.8	r 89.9	r 92.0	r 92.2	r 95.8
United States	111	1,412.1	r 421.4	r 439.6	r 390.1	r 430.0	r 352.3	1,275.1	r 221.8	r 236.0	r 193.5	r 323.7	r 225.7
Vatican	187	0.4	r 0.0	r 0.0	r 0.0	r 0.0	r 0.0
Emerg. & Dev. Economies	200	8,909.7	2,909.6	2,708.7	2,515.7	2,723.8	2,737.6	5,981.5	1,610.2	1,978.9	1,773.2	1,797.5	1,809.8
Emerg. & Dev. Asia	505	1,671.8	833.5	466.3	410.8	376.7	499.7	2,632.7	658.7	744.1	801.9	752.5	777.2
American Samoa	859	0.1
Bangladesh	513	40.8	r 8.6	r 18.3	r 5.1	r 3.9	r 7.4	34.8	r 6.8	r 11.0	r 8.9	r 6.9	r 7.7
Brunei Darussalam	516	0.0	r 0.0	r 0.0	0.1	r 0.0	r 0.0	r 0.0	r 0.0	r 0.0
Cambodia	522	0.3	r 0.1	r 0.1	r 0.1	r 0.1	r 0.1	7.6	r 1.4	r 1.2	r 2.2	r 2.0	r 2.3
China,P.R.: Mainland	924	534.6	r 614.7	r 155.4	r 167.2	r 81.9	r 218.3	1,429.7	r 357.9	r 404.6	r 441.2	r 450.2	r 426.8
Fiji	819	0.1	r 0.0	r 0.0	r 0.0	r 0.1	r 0.1
F.T. French Polynesia	887	0.4	r 0.0	r 0.0
Guam	829	0.1	r 0.0	r 0.0	r 0.0	r 0.0
India	534	458.8	r 78.8	r 137.9	r 95.3	r 177.8	r 152.4	500.6	r 143.4	r 167.9	r 181.4	r 154.4	r 195.1
Indonesia	536	54.4	r 33.7	r 11.2	73.5	r 30.3	r 22.0	r 24.5	r 20.8	r 26.7
Malaysia	548	264.9	r 43.5	r 72.6	r 4.8	r 5.4	r 5.3	92.0	r 24.7	r 37.4	r 34.6	r 23.1	r 24.4
Marshall Islands	867	0.2	r 0.1	r 0.0	r 0.0	r 0.1	r 0.0	0.0
Myanmar	518	4.9	r 1.5	r 1.3	r 1.5	r 1.7	r 1.4
Nepal	558	0.1	r 0.0	r 0.0	r 0.0	r 0.0	r 0.0	0.2	r 0.0	r 0.0	r 0.0	r 0.0	r 0.0
Philippines	566	1.9	r 0.2	r 0.8	r 18.7	r 28.2	r 26.1	27.2	r 6.9	r 8.5	r 9.6	r 9.2	r 6.1
Samoa	862	0.1	r 0.0	r 0.0	r 0.0	r 0.0	r 0.0	0.0	r 0.0	r 0.0	r 0.0	r 0.0
Sri Lanka	524	3.4	r 0.9	r 0.9	r 1.0	r 1.2	r 1.3	11.9	r 5.2	r 5.6	r 7.9	r 4.2	r 2.4

Bahrain, Kingdom of (419)

In Millions of U.S. Dollars

		Exports (FOB)						Imports (CIF)					
		2016	2017Q1	2017Q2	2017Q3	2017Q4	2018Q1	2016	2017Q1	2017Q2	2017Q3	2017Q4	2018Q1
Thailand	578	304.1	r 50.5	r 78.2	r 116.6	r 76.0	r 75.5	217.1	r 42.1	r 44.8	r 52.1	r 49.1	r 40.8
Vanuatu	846	0.1	r 0.0	r 0.0	r 0.0	r 0.0	r 0.0	0.0	r 0.0	r 0.0
Vietnam	582	8.0	r 2.3	r 2.0	r 1.9	r 2.1	r 2.1	149.6	r 38.1	r 39.6	r 37.5	r 30.7	r 43.1
Asia n.s.	598	82.8	r 0.3	r 0.1	r 0.3	r 0.2	r 0.0
Europe	170	105.2	29.0	36.9	45.2	32.1	50.5	340.6	89.7	115.8	105.1	145.8	169.9
Emerg. & Dev. Europe	903	95.2	26.4	34.3	42.7	28.3	48.2	323.2	84.9	99.7	95.3	130.8	135.6
Albania	914	0.3	r 0.2	r 0.1	r 0.1	r 0.1	r 0.2
Bosnia and Herzegovina	963	0.7	r 0.1	r 0.1	r 0.1	r 0.1	r 0.2
Bulgaria	918	0.0	r 0.0	r 0.1	r 0.0	r 0.0	r 0.0	6.1	r 1.2	r 1.2	r 1.3	r 1.3	r 3.1
Croatia	960	1.3	r 0.3	r 0.3	r 0.3	r 0.3	r 0.8	1.3	r 0.2	r 1.0	r 3.3	r 0.5	r 0.3
Hungary	944	2.5	r 0.1	r 0.2	r 0.5	r 0.1	r 1.9	16.1	r 3.9	r 5.5	r 5.1	r 5.0	r 4.2
Macedonia, FYR	962	r 0.0	0.2	r 0.1	r 0.0	r 0.2	r 0.1	r 0.2
Montenegro	943	0.2	r 0.0	r 0.0	0.1	r 0.1	r 0.0	r 0.0	r 0.0
Poland	964	7.4	r 1.3	r 0.9	r 1.0	r 1.6	r 2.3	46.8	r 13.5	r 13.7	r 12.6	r 28.4	r 39.5
Romania	968	0.6	r 0.0	r 0.0	r 0.1	r 0.1	r 0.1	13.1	r 8.4	r 5.6	r 6.3	r 6.7	r 3.8
Serbia, Republic of	942	0.0	r 0.0	r 0.0	r 0.0	r 0.0	r 0.0	1.0
Turkey	186	83.2	r 24.7	r 32.7	r 40.8	r 26.2	r 43.2	237.4	r 57.4	r 72.5	r 66.3	r 88.5	r 84.0
CIS	901	10.0	2.5	2.6	2.5	3.8	2.3	15.8	4.7	16.1	9.8	15.1	34.3
Azerbaijan, Rep. of	912	3.1	r 2.0	r 2.0	r 2.1	r 2.0	r 2.0	0.2	r 0.0	r 0.4	r 0.0	r 0.0	r 0.0
Belarus	913	0.0	r 0.0	r 0.0	r 0.0	r 0.0	r 0.0	0.3	r 0.1	r 0.0	r 0.2	r 0.1	r 0.0
Georgia	915	0.5	r 0.0	r 0.0	0.3	r 0.1	r 0.1	r 0.0	r 0.3	r 0.5
Kazakhstan	916	0.7	r 0.0	r 0.1	r 0.0	r 1.5	0.0	r 0.0	r 0.0	r 0.6	r 0.2	r 0.3
Kyrgyz Republic	917	e 0.0	e 0.0	e 0.0	e 0.0	e 0.0	0.0	r 0.0	r 10.0
Moldova	921	0.3	r 0.0	r 0.0	r 0.1	r 0.2	r 0.1
Russian Federation	922	1.9	r 0.4	r 0.4	r 0.4	r 0.3	r 0.3	8.4	r 1.2	r 13.4	r 4.4	r 2.9	r 20.2
Turkmenistan	925	3.7	0.1	r 0.0	r 0.0	r 0.0	r 0.0	r 0.0
Ukraine	926	6.3	r 3.3	r 2.1	r 4.4	r 11.4	r 3.1
Uzbekistan	927	0.1	r 0.0	r 0.0	r 0.0	r 0.0	r 0.0	0.1	r 0.0	r 0.0	r 0.0	r 0.0	r 0.1
Europe n.s.	884	1.6
Mid East, N Africa, Pak	440	6,671.0	1,881.8	2,095.3	1,946.0	2,182.4	2,074.2	2,476.0	684.5	731.8	689.0	711.2	703.0
Afghanistan, I.R. of	512	0.4	r 0.1	r 0.1	r 0.1	r 0.1	r 0.1	0.2	r 0.1	r 0.1	r 0.2	r 0.1	r 0.0
Algeria	612	127.0	r 18.5	r 8.0	r 10.5	r 19.5	r 6.6	0.2	r 0.0	r 0.0	r 0.0	r 0.1	r 0.0
Djibouti	611	0.3	r 0.1	r 0.1	r 0.1	r 0.1	r 0.1	0.0	r 0.0	r 0.2	r 0.2	r 0.0	r 0.1
Egypt	469	218.5	r 72.5	r 69.9	r 70.6	r 84.1	r 86.8	78.4	r 23.3	r 35.7	r 20.8	r 23.0	r 20.1
Iran, I.R. of	429	1.9	r 0.5	r 0.5	r 0.4	r 0.5	r 0.5	18.7	r 2.8	r 3.3	r 3.1	r 3.3	r 4.0
Iraq	433	43.8	r 12.6	r 11.0	r 10.3	r 11.6	r 11.4	0.1	r 0.1	r 0.1	r 0.0	r 0.1	r 0.1
Jordan	439	58.7	r 9.8	r 9.9	r 11.9	r 10.5	r 11.0	42.8	r 7.0	r 12.7	r 11.6	r 11.5	r 10.0
Kuwait	443	380.2	r 104.0	r 87.6	r 79.0	r 86.1	r 82.8	130.9	r 23.2	r 18.2	r 22.3	r 26.5	r 31.6
Lebanon	446	29.4	r 9.3	r 10.2	r 7.3	r 37.2	r 6.8	19.9	r 3.3	r 5.3	r 6.5	r 8.8	r 4.9
Libya	672	5.3	r 1.5	r 1.3	r 1.2	r 1.4	r 1.4	0.0	r 0.0	r 0.0	r 0.0	r 0.0
Mauritania	682	0.1	r 0.0	r 0.0	r 0.0	r 0.0	r 0.0	0.0	r 10.0	r 5.0	r 5.1	r 0.0	r 0.1
Morocco	686	85.0	r 19.3	r 17.6	r 52.1	r 29.2	r 28.3	12.6	r 3.0	r 4.1	r 2.6	r 2.5	r 2.3
Oman	449	445.7	r 185.4	r 263.7	r 309.6	r 407.2	r 449.2	73.9	r 20.6	r 27.8	r 33.9	r 25.6	r 32.6
Pakistan	564	23.9	r 7.3	r 12.3	r 7.3	r 4.2	r 16.0	77.4	r 16.5	r 16.2	r 16.5	r 15.8	r 17.9
Qatar	453	611.9	r 186.8	r 243.0	r 10.8	r 24.2	r 17.5	97.0	r 26.0	r 19.6	r 0.0	r 0.0	r 0.0
Saudi Arabia	456	2,337.9	r 572.7	r 505.6	r 530.9	r 504.7	r 593.2	809.4	r 214.1	r 222.4	r 209.2	r 248.6	r 262.5
Somalia	726	0.4	r 0.1	r 0.1	r 0.1	r 0.1	r 0.1	8.1	r 1.2	r 1.0	r 3.1	r 1.0	r 1.4
Sudan	732	13.5	r 2.0	r 1.4	r 7.7	r 3.5	r 0.3	2.7	r 2.2	r 2.6	r 2.1	r 2.2	r 2.7
Syrian Arab Republic	463	0.0	r 0.0	r 0.0	r 0.0	r 0.0	r 0.0	2.6	r 0.7	r 0.7	r 0.7	r 0.5	r 0.6
Tunisia	744	23.0	r 2.3	r 6.7	r 4.5	r 1.3	r 1.5	5.2	r 1.8	r 1.4	r 1.7	r 1.3	r 1.2
United Arab Emirates	466	2,233.9	r 668.1	r 838.5	r 824.5	r 948.8	r 752.9	1,092.4	r 327.7	r 354.1	r 348.4	r 338.3	r 308.2
West Bank and Gaza	487	1.7	r 0.5	r 0.4	r 0.4	r 0.5	r 0.4	0.2	r 0.0	r 0.2	r 0.0	r 0.0	r 0.0
Yemen, Republic of	474	28.4	r 8.2	r 7.2	r 6.7	r 7.5	r 7.4	3.2	r 0.8	r 0.8	r 1.0	r 1.8	r 2.7
Sub-Saharan Africa	603	395.4	131.3	98.1	104.7	97.4	96.5	64.9	13.9	20.9	21.7	17.5	17.8
Angola	614	0.3	r 0.1	r 0.1	r 0.1	r 0.1	r 0.1	r 0.0	r 0.0	r 0.0
Burkina Faso	748	6.4	r 0.0	r 0.4	r 2.0	r 0.0	r 0.0
Cameroon	622	3.7	r 1.1	r 0.9	r 0.9	r 1.0	r 1.0	0.2	r 0.0	r 0.0	r 0.2	r 0.1	r 0.0
Chad	628	2.9	r 0.0	r 0.0
Comoros	632	0.5	r 0.0	r 0.0	r 0.0	r 0.0	r 0.0
Congo, Dem. Rep. of	636	0.1	r 0.0	r 0.0	r 0.0	r 0.0	r 0.0	0.0	r 0.0	r 0.0	r 0.0	r 0.0	r 0.0

Bahrain, Kingdom of (419)

In Millions of U.S. Dollars

		Exports (FOB)						Imports (CIF)					
		2016	2017Q1	2017Q2	2017Q3	2017Q4	2018Q1	2016	2017Q1	2017Q2	2017Q3	2017Q4	2018Q1
Congo, Republic of	634	0.1	r 0.0	r 0.0	r 0.0
Côte d'Ivoire	662	0.7	r 0.2	r 0.2	r 0.2	r 0.2	r 0.2	0.0	r 0.0	r 0.9	r 1.0	r 0.0	r 0.0
Ethiopia	644	1.8	r 0.5	r 0.5	r 0.4	r 0.5	r 0.5	3.5	r 1.8	r 2.6	r 1.5	r 1.2	r 1.2
Gabon	646	0.6	r 0.2	r 0.1	r 0.1	r 0.2	r 0.2	0.1	r 0.0	r 0.1	r 0.0	r 0.0	r 0.2
Ghana	652	0.1	r 0.0	r 0.0	r 0.0	r 0.0	r 0.0	0.2	r 0.1	r 0.1	r 0.0	r 0.1	r 0.1
Kenya	664	85.8	r 26.4	r 27.5	r 17.6	r 20.8	r 25.4	4.0	r 1.7	r 0.8	r 0.7	r 1.5	r 2.0
Lesotho	666	0.0	r 0.0	r 0.1	r 0.1	r 0.0	r 0.0
Liberia	668	0.5	r 0.1	r 0.1	r 0.1	r 0.1	r 0.1	0.0
Madagascar	674	13.0	r 3.7	r 3.3	r 3.1	r 3.4	r 3.4	1.2	r 0.4	r 0.3	r 0.2	r 0.2	r 0.7
Mali	678	0.8	r 0.0	r 0.0	r 0.0	r 0.0	r 2.9
Mauritius	684	7.3	r 1.7	r 1.0	r 0.2	r 0.2	r 0.1	0.9	r 0.3	r 0.2	r 0.2	r 0.2	r 0.2
Mozambique	688	57.1	r 16.4	r 14.4	r 13.5	r 15.1	r 14.9	1.7	r 1.0	r 1.6	r 1.5	r 0.0	r 0.0
Namibia	728	0.0	r 0.0	r 0.0	r 0.0	r 0.0	r 0.0	0.6	r 0.1	r 0.1	r 0.0	r 0.4	r 0.3
Nigeria	694	7.8	r 2.2	r 2.0	r 1.8	r 2.1	r 2.0	7.3	r 2.8	r 2.5	r 2.5	r 1.8	r 1.8
Senegal	722	0.4	r 0.2	r 0.0	r 0.5	r 0.4	0.1	r 0.0	r 0.0	r 0.0	r 2.3	r 0.0
Seychelles	718	22.3	r 6.4	r 5.6	r 5.2	r 5.9	r 5.8	0.1	r 0.0	r 0.0	r 0.0	r 0.0	r 0.0
Sierra Leone	724	0.0	r 0.0	r 0.0	r 0.0	r 0.0	r 0.0	0.3	r 0.1	r 0.1	r 0.1	r 0.0	r 0.0
South Africa	199	57.4	r 47.5	r 16.9	r 23.5	r 27.7	r 22.5	32.0	r 5.3	r 9.9	r 11.1	r 7.6	r 7.6
Tanzania	738	135.7	r 24.3	r 25.3	r 37.2	r 19.7	r 20.3	0.4	r 0.0	r 0.2	r 0.2	r 0.1	r 0.3
Togo	742	0.5	r 0.1	r 0.1	r 0.1	0.0	r 0.0
Uganda	746	0.2	r 0.0	r 0.0	r 0.0	r 0.0	r 0.0	1.0	r 0.1	r 0.9	r 0.5	r 0.3	r 0.2
Zambia	754	0.1	r 0.0	r 0.0	r 0.0	r 1.5	r 0.0
Africa n.s.	799	0.2	r 0.0	r 0.0	r 0.0	r 0.0	r 0.0
Western Hemisphere	205	66.2	34.0	12.1	9.0	35.2	16.7	467.3	163.4	366.3	155.4	170.4	142.0
Argentina	213	0.3	r 0.0	r 0.0	r 0.3	r 0.0	r 0.1	9.8	r 2.2	r 2.8	r 2.3	r 2.8	r 3.2
Aruba	314	e 0.0	0.0	r 0.0	r 0.1	r 0.1
Belize	339	0.7	r 0.1	r 0.8	r 0.9	r 0.2	r 0.4
Bolivia	218	0.3	r 0.0	r 0.0	r 0.1	r 0.0	r 0.1
Brazil	223	56.8	r 28.2	r 6.9	r 3.9	r 31.0	r 13.7	317.4	r 125.4	r 86.3	r 107.7	r 119.4	r 92.4
Chile	228	0.1	r 0.8	r 0.0	r 0.1	r 0.1	r 0.0	76.8	r 15.5	r 27.2	r 23.3	r 28.4	r 28.5
Colombia	233	1.9	r 1.3	r 1.3	r 1.6	r 2.0	r 0.6	2.0	r 0.5	r 0.8	r 0.6	r 0.4	r 0.7
Costa Rica	238	0.0	r 0.0	r 0.0	r 0.0	r 0.0	1.0	r 0.3	r 0.1	r 0.2	r 0.2	r 0.2
Dominican Republic	243	0.1	r 0.0	r 0.0	r 0.0	r 0.0	r 0.0	0.6	r 0.4	r 0.1	r 0.1	r 0.1	r 0.1
Ecuador	248	0.3	r 0.2	r 0.7	r 0.2	r 0.1	r 0.2	1.9	r 0.7	r 0.8	r 1.0	r 0.6	r 0.6
El Salvador	253	0.1	r 0.0	r 0.0	r 0.0	r 0.0	r 0.1
Guatemala	258	r 0.0	1.9	r 0.6	r 0.7	r 0.9	r 0.3	r 0.8
Guyana	336	0.0	r 0.2	r 0.1	r 0.2	r 0.1	r 0.0	0.0	r 0.0	r 0.0	r 0.0	r 0.0	r 0.0
Haiti	263	0.2	r 0.1	r 0.0	r 0.0	r 0.0	r 0.0
Honduras	268	0.3	r 0.1	r 0.0	r 0.1	r 0.0	r 0.0
Mexico	273	6.2	r 3.0	r 2.9	r 2.3	r 1.7	r 1.8	37.2	r 11.1	r 12.9	r 15.5	r 16.6	r 12.8
Nicaragua	278	0.1	r 0.0	r 0.1	r 0.0	r 0.0	r 0.0
Panama	283	0.1	r 0.0	r 0.0	r 0.0	r 0.0	r 0.0	0.1	r 0.0	r 225.4	r 0.0	r 0.0	r 0.0
Paraguay	288	0.1	r 0.0	r 0.0	r 0.0	r 0.0	r 0.0	3.2	r 0.5	r 1.1	r 1.7	r 0.5	r 0.8
Peru	293	0.0	r 0.1	r 0.0	r 0.0	r 0.0	r 0.0	1.9	r 0.6	r 0.7	r 0.6	r 0.3	r 0.5
St. Vincent & Grens.	364	0.0	r 0.0	r 0.0	r 0.0	r 0.0	r 0.0	11.0	r 5.0	r 5.0
Suriname	366	0.1	r 0.0	r 0.0	r 0.0	r 0.0	r 0.0
Trinidad and Tobago	369	0.1	r 0.0	r 0.0	r 0.0	r 0.0	r 0.0	0.0	r 0.0
Uruguay	298	0.0	r 0.0	r 0.0	r 0.2	r 0.0	r 0.0	0.6	r 0.2	r 0.6	r 0.2	r 0.3	r 0.4
Venezuela, Rep. Bol.	299	0.1	r 0.0	r 0.0	r 0.0	r 0.0	r 0.0	0.1	r 0.0	r 0.7	r 0.0	r 0.1	r 0.1
Western Hem. n.s.	399	0.0	r 0.1	r 0.0	r 0.0	r 0.0	r 0.2
Other Countries n.i.e	910	0.8	0.2	0.2	0.2	0.2	0.2	0.5	0.1	0.2	0.1	0.1	0.0
Cuba	928	0.8	r 0.2	r 0.2	r 0.2	r 0.2	r 0.2	0.5	r 0.1	r 0.2	r 0.1	r 0.1	r 0.0
Countries & Areas n.s.	898	3,155.2	r 2.2	r 1.9	r 17.7	r 3.3	r 16.7
Memorandum Items													
Africa	605	644.8	173.8	132.1	179.6	151.2	133.4	93.8	32.3	35.3	36.5	24.8	25.6
Middle East	405	6,397.3	1,831.9	2,048.9	1,863.6	2,124.3	2,021.2	2,369.5	649.6	701.1	657.5	688.0	677.2
European Union	998	615.1	162.3	275.1	255.9	253.3	341.2	2,227.0	594.3	589.2	652.8	857.3	786.6
Export earnings: fuel	080	6,236.5	1,764.9	1,973.2	1,790.4	2,019.8	1,928.2	2,249.2	620.7	665.2	627.2	650.3	665.6
Export earnings: nonfuel	092	6,529.0	2,074.0	1,899.4	1,714.9	1,947.6	2,015.3	12,555.0	2,368.7	2,727.8	2,573.0	2,923.8	2,773.1

Bangladesh (513)

In Millions of U.S. Dollars

		Exports (FOB)						Imports (CIF)					
		2016	2017Q1	2017Q2	2017Q3	2017Q4	2018Q1	2016	2017Q1	2017Q2	2017Q3	2017Q4	2018Q1
IFS World		30,187.9	7,887.0	7,471.9	8,201.2	7,806.9	41,249.8	11,646.2	11,050.5	11,900.0	13,146.1
World	001	30,195.3	7,844.4	7,475.2	8,201.2	7,806.9	8,246.5	41,248.2	11,660.3	11,045.1	11,900.0	13,146.1	13,883.1
Advanced Economies	110	20,446.6	5,257.7	4,893.7	5,634.8	5,187.1	5,510.6	12,170.8	3,305.5	3,389.0	3,644.4	3,459.0	3,668.4
Euro Area	163	9,851.6	2,579.0	2,408.9	2,846.0	2,636.3	2,794.2	2,171.5	545.6	526.6	683.1	706.4	864.4
Austria	122	56.2	r 15.3	r 10.2	r 10.5	r 9.2	r 8.7	82.0	r 18.0	r 28.4	r 24.0	r 20.7	r 24.2
Belgium	124	698.6	r 152.3	r 144.1	r 158.8	r 154.3	r 162.0	160.2	r 48.7	r 58.0	r 42.3	r 51.3	r 46.2
Cyprus	423	4.2	r 1.7	r 1.0	r 1.7	r 1.2	r 1.5	1.3	r 0.8	r 0.2	r 0.0	r 2.1	r 1.2
Estonia	939	1.0	r 0.6	r 0.2	r 0.1	r 0.2	r 0.3	r 1.7	r 1.9	r 4.1	r 0.9	r 0.2
Finland	172	23.9	r 9.0	r 6.2	r 7.3	r 7.0	r 8.0	57.6	r 17.8	r 6.0	r 34.8	r 38.4	r 79.8
France	132	1,549.9	r 401.3	r 371.4	r 422.4	r 390.0	r 415.9	197.3	r 38.7	r 36.9	r 51.3	r 35.6	r 53.8
Germany	134	3,837.9	r 978.1	r 922.9	r 1,123.9	r 1,005.8	r 1,054.4	823.7	r 226.5	r 192.4	r 223.7	r 231.4	r 291.0
Greece	174	31.0	r 8.4	r 6.6	r 14.6	r 12.1	r 13.3	18.4	r 11.4	r 3.3	r 3.1	r 24.4	r 13.6
Ireland	178	210.8	r 39.7	r 33.8	r 32.7	r 38.5	r 38.4	17.3	r 4.0	r 10.9	r 8.8	r 7.5	r 5.5
Italy	136	1,159.3	r 354.2	r 271.7	r 343.6	r 308.0	r 382.8	522.0	r 102.7	r 112.0	r 165.1	r 185.1	r 236.0
Latvia	941	3.5	r 1.9	r 1.1	r 1.4	r 0.2	r 0.1
Lithuania	946	1.5	r 1.2	r 0.5	r 0.0	r 0.5	r 0.4
Luxembourg	137	1.1	r 0.3	r 0.2	r 5.5	r 0.9	r 1.6
Malta	181	6.0	r 1.4	r 1.1	r 1.0	r 0.8	r 0.4	5.8	r 3.6	r 1.6	r 0.6	r 1.9	r 4.3
Netherlands	138	608.1	r 201.9	r 182.0	r 235.5	r 211.9	r 208.6	154.7	r 39.7	r 40.7	r 87.5	r 39.3	r 48.5
Portugal	182	58.4	r 17.9	r 13.8	r 20.8	r 22.0	r 20.4	3.3	r 1.2	r 0.9	r 1.0	r 0.8	r 3.4
Slovak Republic	936	57.1	r 14.6	r 18.0	r 15.7	r 16.5	r 15.1	0.8	r 0.2	r 0.3	r 1.6	r 0.1	r 0.9
Slovenia	961	53.7	r 15.8	r 13.1	r 15.1	r 17.5	r 11.9	4.7	r 0.6	r 1.0	r 0.5	r 0.4	r 0.1
Spain	184	1,495.5	r 366.9	r 412.7	r 442.4	r 441.4	r 452.5	116.4	r 26.4	r 30.4	r 27.9	r 65.2	r 53.7
Australia	193	533.5	r 159.0	r 117.0	r 128.3	r 134.4	r 152.2	611.3	r 179.3	r 234.2	r 261.0	r 197.8	r 162.7
Canada	156	770.0	r 198.3	r 188.5	r 229.1	r 170.6	r 186.7	713.3	r 144.5	r 155.8	r 92.2	r 180.6	r 96.6
China,P.R.: Hong Kong	532	312.8	r 58.2	r 35.3	r 49.1	r 75.0	r 53.1	878.6	r 229.3	r 237.0	r 200.2	r 152.4	r 206.4
China,P.R.: Macao	546	31.6	r 15.8	r 5.6	r 5.5	r 5.4	r 2.1
Czech Republic	935	68.3	r 25.7	r 24.1	r 26.7	r 23.0	r 32.6	25.1	r 5.1	r 10.3	r 10.6	r 7.3	r 6.5
Denmark	128	554.4	r 141.8	r 122.1	r 172.8	r 155.3	r 140.9	80.6	r 17.4	r 15.0	r 22.8	r 32.1	r 23.3
Iceland	176	4.5	r 0.2	r 0.4	r 1.5	r 0.2	r 0.5	0.3	r 0.4	r 0.1	r 0.0	r 0.2	r 0.1
Japan	158	692.4	r 188.7	r 152.0	r 159.3	r 165.7	r 188.5	1,835.9	r 454.6	r 407.0	r 379.0	r 431.3	r 477.9
Korea, Republic of	542	159.6	r 40.8	r 34.9	r 36.8	r 31.9	r 46.0	1,206.0	r 358.3	r 291.8	r 285.2	r 296.9	r 332.3
New Zealand	196	53.6	r 12.3	r 12.3	r 14.2	r 14.1	r 19.5	136.0	r 45.9	r 49.2	r 27.1	r 56.9	r 51.9
Norway	142	118.6	r 33.9	r 18.9	r 22.7	r 24.6	r 18.3	31.7	r 6.8	r 2.6	r 8.0	r 21.0	r 30.6
San Marino	135	r 0.3	r 0.3	r 0.1
Singapore	576	95.0	r 36.1	r 22.0	r 22.9	r 24.5	r 27.5	2,101.5	r 630.9	r 683.7	r 817.1	r 608.2	r 644.4
Sweden	144	496.2	r 120.9	r 113.9	r 146.4	r 117.6	r 130.8	47.1	r 13.3	r 10.1	r 19.0	r 17.7	r 15.3
Switzerland	146	130.4	r 29.7	r 21.7	r 21.9	r 18.2	r 33.7	335.9	r 102.1	r 105.8	r 99.9	r 101.4	r 69.7
Taiwan Prov.of China	528	54.7	r 15.0	r 14.6	r 10.8	r 13.5	r 11.2	782.8	r 193.8	r 197.0	r 209.1	r 190.6	r 183.7
United Kingdom	112	2,588.7	r 639.7	r 693.0	r 709.1	r 685.1	r 677.8	320.2	r 87.1	r 70.5	r 85.5	r 118.2	r 104.8
United States	111	3,962.3	r 977.9	r 914.0	r 1,037.2	r 897.0	r 997.0	861.3	r 275.3	r 386.8	r 438.8	r 334.4	r 395.4
Emerg. & Dev. Economies	200	4,360.1	1,191.3	1,151.6	1,157.5	1,155.5	1,239.0	25,813.0	7,466.3	6,809.4	7,422.7	8,749.3	9,232.8
Emerg. & Dev. Asia	505	1,743.1	436.3	418.5	392.2	414.8	428.4	18,849.6	5,325.4	5,033.1	5,530.9	6,220.2	6,926.4
American Samoa	859	r 0.4
Bhutan	514	2.6	r 0.8	r 0.7	r 0.7	r 1.1	r 1.1	23.8	r 14.2	r 6.6	r 6.3	r 6.1	r 11.4
Brunei Darussalam	516	1.3	r 0.5	r 0.3	r 0.2	r 0.2	r 0.4	0.1	r 0.0	r 0.1	r 0.4	r 0.1
Cambodia	522	4.5	r 1.0	r 1.5	r 1.2	r 2.2	r 1.4	0.7	r 0.1	r 0.2	r 0.3	r 0.2
China,P.R.: Mainland	924	716.1	r 195.6	r 181.1	r 172.2	r 142.5	r 125.1	10,028.8	r 2,535.9	r 2,519.3	r 2,689.6	r 2,689.0	r 3,073.2
Fiji	819	0.1	r 0.1	r 0.1	r 0.0
India	534	642.8	r 142.1	r 132.5	r 118.9	r 164.4	r 194.9	5,530.2	r 1,757.9	r 1,641.3	r 1,744.0	r 2,138.5	r 2,488.9
Indonesia	536	39.5	r 12.0	r 7.3	r 10.2	r 9.3	r 10.7	1,088.9	r 309.6	r 294.2	r 314.5	r 439.5	r 452.2
Kiribati	826	4.6	r 0.4	r 0.2	r 0.2	r 0.4	r 0.3
Lao People's Dem.Rep	544	0.1	r 0.1	r 1.0	r 0.4
Malaysia	548	137.9	r 37.7	r 43.4	r 37.2	r 42.9	r 48.9	957.2	r 353.4	r 200.0	r 233.3	r 409.2	r 317.5
Maldives	556	0.8	r 4.2	r 4.4	r 2.2	r 2.6	r 6.8
Mongolia	948	r 0.0	r 0.6	r 0.0	r 0.1	r 0.0
Myanmar	518	26.5	r 5.8	r 5.8	r 4.6	r 3.5	r 3.9	43.4	r 16.0	r 14.3	r 40.4	r 59.4	r 60.1
Nepal	558	36.4	r 7.1	r 6.9	r 10.6	r 9.1	r 9.0	12.6	r 1.8	r 1.5	r 3.4	r 2.5	r 2.4
Papua New Guinea	853	2.7	r 0.8	r 0.8	r 0.7	r 0.6	r 1.1	5.9	r 0.2	r 1.5	r 1.4	r 1.5	r 3.2
Philippines	566	29.1	r 8.0	r 8.8	r 9.8	r 9.5	r 7.7	13.7	r 2.0	r 2.1	r 3.4	r 4.7	r 5.1

Bangladesh (513)

In Millions of U.S. Dollars

		Exports (FOB)						Imports (CIF)					
		2016	2017Q1	2017Q2	2017Q3	2017Q4	2018Q1	2016	2017Q1	2017Q2	2017Q3	2017Q4	2018Q1
Solomon Islands	813	r 0.2
Sri Lanka	524	20.5	r 5.2	r 6.7	r 6.6	r 6.6	r 5.4	44.8	r 13.1	r 14.8	r 13.6	r 11.4	r 10.2
Thailand	578	29.6	r 5.9	r 6.7	r 7.2	r 8.0	r 7.1	731.7	r 197.6	r 210.3	r 249.8	r 321.4	r 340.0
Vanuatu	846	r 0.2
Vietnam	582	53.5	r 13.9	r 16.0	r 12.1	r 14.8	r 11.8	362.4	r 118.3	r 122.0	r 227.1	r 133.6	r 154.1
Europe	170	1,488.7	445.7	438.3	441.3	427.9	482.9	1,854.7	460.1	435.1	328.8	643.6	463.8
Emerg. & Dev. Europe	903	1,177.8	336.3	322.3	330.5	324.5	362.8	355.7	75.6	76.7	82.2	129.9	85.3
Albania	914	1.6	r 0.7	r 0.2	r 0.7	r 0.1	r 0.0	r 0.0	r 0.0	r 0.0	r 0.2
Bosnia and Herzegovina	963	r 0.1	r 0.8	r 0.1	r 0.7
Bulgaria	918	2.2	r 0.4	r 0.7	r 0.7	r 0.7	r 0.5	40.7	r 2.7	r 2.7	r 4.4	r 19.6	r 7.3
Croatia	960	14.8	r 3.6	r 3.1	r 4.8	r 3.5	r 3.5	15.2	r 1.1	r 1.0	r 1.2	r 5.4	r 1.3
Hungary	944	5.4	r 1.8	r 0.8	r 0.4	r 1.0	r 0.9	7.8	r 1.5	r 1.4	r 2.6	r 3.7	r 4.9
Poland	964	594.0	r 180.3	r 171.9	r 216.4	r 195.7	r 235.8	61.3	r 13.8	r 20.2	r 8.4	r 26.4	r 8.1
Romania	968	8.9	r 2.7	r 4.1	r 6.1	r 5.4	r 3.6	10.0	r 0.7	r 1.4	r 4.9	r 1.7	r 3.0
Serbia, Republic of	942	21.1	r 0.1	r 0.7	r 1.2	r 2.2	r 1.1
Turkey	186	550.9	r 146.7	r 141.6	r 101.4	r 118.1	r 118.6	199.7	r 55.7	r 49.1	r 58.8	r 70.6	r 58.7
CIS	901	310.9	109.4	116.0	110.8	103.3	120.1	1,499.0	384.5	358.4	246.7	513.7	378.5
Azerbaijan, Rep. of	912	r 0.3
Belarus	913	1.9	r 0.5	r 0.6	r 0.7	r 0.7	r 1.0	78.8	r 22.9	r 17.8	r 6.4	r 35.7	r 21.3
Georgia	915	1.5	r 0.7	r 0.4	r 0.5	r 0.4	r 0.3	r 0.1
Kazakhstan	916	2.9	r 1.8	r 1.4	r 1.8	r 1.9	r 1.7	5.1	r 15.6	r 7.7	r 5.2	r 4.4	r 6.1
Moldova	921	0.6	r 0.5	r 0.2	r 0.6	r 0.1	r 0.4	r 0.8	r 0.0
Russian Federation	922	278.1	r 97.8	r 105.5	r 98.3	r 91.2	r 106.6	412.0	r 103.5	r 69.8	r 77.7	r 264.8	r 169.9
Tajikistan	923	1.1	r 0.1	r 0.0	r 0.1	r 0.2	r 0.3	35.1	r 13.2	r 4.6	r 2.6	r 9.3	r 25.3
Turkmenistan	925	154.7	r 38.6	r 34.0	r 20.9	r 25.7	r 32.2
Ukraine	926	8.7	r 2.4	r 2.9	r 3.0	r 2.9	r 3.1	371.8	r 58.3	r 99.7	r 95.3	r 129.6	r 59.3
Uzbekistan	927	16.2	r 5.5	r 4.9	r 5.8	r 5.9	r 6.7	441.5	r 132.4	r 124.7	r 38.4	r 43.3	r 64.0
Mid East, N Africa, Pak	440	728.4	201.7	195.1	198.0	181.1	187.5	2,876.2	882.7	729.4	666.5	857.6	1,022.9
Afghanistan, I.R. of	512	8.9	r 2.4	r 1.8	r 2.1	r 1.5	r 1.7	10.0	r 1.8	r 2.2	r 4.4	r 0.7	r 2.1
Algeria	612	4.2	r 0.7	r 2.4	r 2.6	r 2.7	r 3.0	1.1	r 0.4	r 0.5	r 0.1	r 0.1	r 1.2
Bahrain, Kingdom of	419	4.1	r 1.1	r 1.4	r 1.8	r 1.3	r 1.1	24.6	r 9.3	r 19.7	r 5.5	r 4.1	r 7.9
Djibouti	611	2.5	r 0.5	r 1.7	r 0.6	r 0.4	r 0.3
Egypt	469	30.7	r 8.6	r 9.6	r 9.1	r 7.1	r 6.9	44.2	r 13.8	r 16.7	r 9.1	r 6.8	r 20.6
Iran, I.R. of	429	39.0	r 5.8	r 6.8	r 8.4	r 9.0	r 11.1	0.3	r 0.1	r 0.0	r 0.1	r 0.0
Iraq	433	0.6	r 0.5	r 0.4	r 0.5	r 0.3	r 0.3	8.4	r 1.2	r 2.7	r 0.1	r 1.2	r 10.6
Jordan	439	6.3	r 1.2	r 1.4	r 1.8	r 1.7	r 1.6	17.4	r 0.3	r 3.4	r 0.4	r 6.0	r 3.3
Kuwait	443	20.9	r 6.1	r 5.9	r 5.7	r 4.7	r 5.2	478.3	r 194.8	r 126.8	r 152.1	r 198.8	r 177.6
Lebanon	446	28.3	r 7.1	r 0.0	r 2.6	r 10.5	r 0.1
Morocco	686	6.1	r 1.4	r 2.3	r 4.0	r 1.6	r 2.8	128.4	r 20.7	r 17.0	r 7.6	r 41.5	r 17.1
Oman	449	19.2	r 6.2	r 6.9	r 6.1	r 3.9	r 4.9	82.9	r 27.4	r 30.9	r 24.7	r 24.3	r 34.2
Pakistan	564	48.3	r 21.7	r 13.5	r 10.3	r 15.2	r 23.3	509.4	r 125.2	r 91.8	r 118.2	r 120.0	r 128.8
Qatar	453	18.2	r 4.1	r 4.3	r 5.4	r 6.6	r 6.7	119.3	r 61.2	r 55.5	r 18.0	r 47.1	r 44.5
Saudi Arabia	456	159.9	r 37.5	r 41.5	r 47.0	r 44.2	r 41.3	620.1	r 169.1	r 127.4	r 134.8	r 196.8	r 338.3
Sudan	732	20.6	r 20.8	r 15.1	r 4.3	r 10.8	r 3.3	1.5	r 1.5
Syrian Arab Republic	463	0.3	r 0.3	r 0.0	r 0.1	r 0.4	r 0.1
Tunisia	744	4.2	r 1.9	r 0.6	r 0.8	r 1.1	r 0.7	115.6	r 15.2	r 15.6	r 0.3	r 31.4	r 28.6
United Arab Emirates	466	333.3	r 80.2	r 78.9	r 86.8	r 67.8	r 73.0	685.6	r 235.0	r 217.5	r 188.3	r 167.9	r 207.6
Yemen, Republic of	474	1.2	r 0.8	r 0.6	r 0.6	r 0.9	r 0.3	0.8	r 0.1	r 0.2	r 0.2	r 0.2	r 0.1
Sub-Saharan Africa	603	94.0	28.6	24.9	31.5	30.3	25.7	611.2	221.8	249.1	299.1	245.5	252.6
Angola	614	0.0	r 0.0	r 0.1
Benin	638	1.1	r 0.7	r 0.1	r 0.2	r 0.3	50.9	r 7.2	r 28.1	r 32.8	r 13.1	r 57.8
Burkina Faso	748	40.6	r 29.5	r 52.4	r 53.1	r 27.2	r 35.7
Cameroon	622	1.7	r 1.0	r 0.2	r 0.6	r 0.8	r 1.2	67.2	r 8.4	r 23.9	r 28.5	r 22.2	r 9.6
Central African Rep.	626	r 0.1	r 0.1
Chad	628	54.5	r 2.1	r 6.9	r 16.6	r 22.2	r 7.7
Congo, Republic of	634	r 0.1	r 0.5	r 0.2
Côte d'Ivoire	662	14.5	r 3.6	r 5.1	r 5.4	r 5.1	r 2.2	35.4	r 14.6	r 17.9	r 14.5	r 7.8	r 12.5
Equatorial Guinea	642	0.8	r 0.4	r 0.0	r 1.2	r 1.4
Ethiopia	644	2.3	r 0.7	r 0.9	r 2.4	r 1.9	r 1.1	r 0.4	r 1.2	r 0.3
Gabon	646	1.5	r 0.1	r 2.9	r 3.7	r 0.2	r 0.1

Bangladesh (513)

In Millions of U.S. Dollars

		Exports (FOB)						Imports (CIF)					
		2016	2017Q1	2017Q2	2017Q3	2017Q4	2018Q1	2016	2017Q1	2017Q2	2017Q3	2017Q4	2018Q1
Gambia, The	648	r 0.1
Ghana	652	1.1	r 0.5	r 0.4	r 0.3	r 0.6	r 0.4	1.5	r 0.1	r 0.7	r 0.3	r 0.4	r 0.4
Guinea	656	0.8	r 0.3	r 0.6	r 0.5	r 0.5	r 0.5	r 0.3	r 0.1	r 0.4
Guinea-Bissau	654	2.0	r 0.3	r 0.2	r 0.2	r 0.0	r 0.4
Kenya	664	9.3	r 2.8	r 2.0	r 3.0	r 2.1	r 2.1	2.4	r 0.4	r 0.7	r 0.4	r 0.9	r 0.3
Liberia	668	10.1	r 3.5	r 1.1	r 10.4	r 0.4	r 10.3
Madagascar	674	0.8	r 0.2	r 0.2	r 0.3	r 0.3	r 0.5	1.6	r 0.0	r 0.0	r 0.0	r 0.7	r 0.3
Malawi	676	7.6	r 0.8	r 1.2	r 2.1	r 0.9
Mali	678	113.4	r 56.5	r 66.7	r 52.0	r 33.5	r 46.5
Mauritius	684	12.3	r 3.6	r 3.9	r 3.0	r 3.3	r 4.8
Mozambique	688	0.3	r 0.2	r 0.1	r 0.2	r 0.2	r 0.1	6.5	r 2.6	r 1.4	r 3.6	r 9.8	r 1.8
Namibia	728	r 0.3	r 0.9	r 0.7
Nigeria	694	2.6	r 1.1	r 0.4	r 0.8	r 0.8	r 0.7	1.8	r 1.2	r 1.5	r 0.6	r 1.5	r 4.7
Senegal	722	9.8	r 2.2	r 2.9	r 2.9	r 1.6	r 0.9
South Africa	199	53.3	r 16.1	r 14.0	r 16.0	r 16.9	r 16.0	140.1	r 26.8	r 21.9	r 41.3	r 72.0	r 19.1
Swaziland	734	r 0.2	r 0.0
Tanzania	738	1.9	r 0.3	r 0.6	r 1.3	r 0.6	r 0.1	7.1	r 0.6	r 0.7	r 10.5	r 9.0	r 2.8
Togo	742	r 53.5	r 5.6	r 6.8	r 1.2	r 7.7
Uganda	746	2.3	r 0.7	r 0.2	r 0.3	r 0.3	r 0.3	6.9	r 2.9	r 6.0	r 9.8	r 1.5	r 2.9
Zambia	754	21.2	r 2.9	r 2.0	r 4.3	r 7.2	r 23.8
Zimbabwe	698	17.9	r 1.6	r 0.4	r 4.8	r 0.7
Western Hemisphere	205	305.9	79.0	74.8	94.5	101.4	114.4	1,621.2	576.3	362.8	597.3	782.3	567.1
Argentina	213	3.1	r 1.1	r 1.2	r 1.2	r 1.9	r 2.5	382.1	r 167.8	r 94.7	r 115.8	r 179.6	r 200.7
Belize	339	r 0.5	0.0	r 0.0
Bermuda	319	r 0.1
Bolivia	218	r 0.0	r 0.1
Brazil	223	91.9	r 29.7	r 26.6	r 27.0	r 36.5	r 54.3	1,081.0	r 346.5	r 198.7	r 429.1	r 532.3	r 298.4
Chile	228	42.8	r 10.8	r 12.6	r 14.8	r 16.5	r 12.5	8.7	r 4.9	r 5.9	r 9.3	r 4.7	r 3.9
Colombia	233	8.7	r 3.6	r 3.3	r 6.4	r 8.4	r 5.4	r 0.5	r 0.2	r 0.2	r 0.5
Costa Rica	238	r 0.1	r 0.1	r 0.1	r 0.2	r 0.0
Dominican Republic	243	4.5	r 0.2	r 0.2	r 1.4	r 1.2	r 0.7
Ecuador	248	0.7	r 1.1	r 1.2	r 0.4	r 0.2	r 0.3
El Salvador	253	3.1	r 0.6	r 0.5	r 0.5	r 0.7	r 0.4
Guatemala	258	18.9	r 3.9	r 4.1	r 5.4	r 3.2	r 6.1
Guyana	336	r 0.1
Honduras	268	2.2	r 0.0	r 0.2	r 0.6	r 1.4	r 0.3
Jamaica	343	0.2	r 3.2	r 0.0	r 0.1
Mexico	273	121.4	r 24.7	r 22.9	r 35.1	r 26.7	r 30.3	6.7	r 3.5	r 2.5	r 2.3	r 2.9	r 4.9
Netherlands Antilles	353	0.2	r 0.0
Panama	283	8.3	r 2.2	r 1.1	r 2.4	r 1.5	r 2.2	2.3	r 1.6	r 17.5
Paraguay	288	70.9	r 21.1	r 37.0	r 22.1	r 30.0	r 21.5
Peru	293	26.4	r 6.3	r 6.5	r 7.1	r 9.1	r 6.2	3.1	r 1.2	r 0.5	r 1.3	r 0.6	r 1.0
St. Kitts and Nevis	361	2.8	r 15.0	r 10.6	r 6.4	r 12.7	r 8.2
Suriname	366	5.2	r 1.0	r 1.8	r 2.0	r 1.3	r 2.7
Uruguay	298	32.0	r 5.3	r 4.7	r 0.8	r 11.6	r 0.5
Other Countries n.i.e	910	12.6	1.5	1.3	1.0	2.4	0.6	3.5	1.1	1.1	1.0	0.9
Korea, Dem. People's Rep.	954	12.6	r 1.5	r 1.3	r 1.0	r 2.4	r 0.6	3.5	r 1.1	r 1.1	r 1.0	r 0.9
Special Categories	899	5,277.0	r 1,367.7	r 1,404.5	r 1,379.2	r 1,437.8	r 1,471.4	3,025.4	r 817.7	r 807.3	r 784.7	r 893.5	r 937.8
Countries & Areas n.s.	898	98.9	r 26.1	r 24.1	r 28.7	r 24.1	r 24.9	235.5	r 69.7	r 38.2	r 48.2	r 43.3	r 43.2
Memorandum Items													
Africa	605	131.6	53.9	46.9	43.8	47.0	35.8	857.8	258.2	283.7	307.2	318.6	299.5
Middle East	405	633.7	152.3	157.7	173.4	147.7	152.5	2,110.2	719.3	600.8	535.8	663.8	845.0
European Union	998	14,184.5	3,696.2	3,542.6	4,129.4	3,823.7	4,020.6	2,779.4	688.3	659.2	842.5	938.6	1,038.9
Export earnings: fuel	080	894.3	247.7	260.0	272.5	243.7	261.6	2,652.7	861.2	705.8	649.8	961.6	1,045.7
Export earnings: nonfuel	092	29,300.9	7,596.7	7,215.3	7,928.8	7,563.2	7,984.8	38,595.5	10,799.1	10,339.2	11,250.2	12,184.5	12,837.3

Barbados (316)

In Millions of U.S. Dollars

		Exports (FOB)						Imports (CIF)					
		2016	2017Q1	2017Q2	2017Q3	2017Q4	2018Q1	2016	2017Q1	2017Q2	2017Q3	2017Q4	2018Q1
IFS World		516.8	130.1	103.8	112.2	139.3	1,621.5	395.7	390.4	358.5	455.5
World	001	448.3	130.1	103.8	112.2	139.3	125.4	1,626.8	395.9	390.4	358.5	457.2	383.3
Advanced Economies	110	225.3	44.3	39.3	47.5	51.2	40.0	1,031.0	249.4	247.1	213.9	276.1	228.4
Euro Area	163	18.3	2.7	5.6	3.7	6.0	3.2	141.5	29.0	26.5	25.5	30.8	23.6
Austria	122	0.0	r 0.0	r 0.0	r 0.0	1.9	r 0.4	r 0.2	r 0.3	r 0.4	r 0.2
Belgium	124	0.1	r 0.0	r 0.6	r 0.0	r 0.3	r 0.4	5.0	r 1.1	r 1.6	r 1.0	r 1.6	r 1.2
Cyprus	423	0.0	r 0.0	r 0.0	r 0.0	r 0.0	0.3	r 0.1	r 0.2	r 0.1	r 0.1	r 0.1
Estonia	939	r 0.0	0.6	r 0.0	r 0.0	r 0.0	r 0.0	r 0.0
Finland	172	0.0	r 0.0	r 0.1	r 0.0	0.4	r 0.0	r 0.2	r 0.1	r 0.1	r 0.0
France	132	11.0	r 1.2	r 2.4	r 2.7	r 4.1	r 1.6	31.7	r 5.9	r 8.4	r 8.9	r 7.4	r 5.9
Germany	134	2.1	r 0.3	r 0.9	r 0.1	r 0.2	r 0.2	33.2	r 5.7	r 5.6	r 4.1	r 6.5	r 4.2
Greece	174	0.0	r 0.0	r 0.0	r 0.0	r 0.0	0.2	r 0.0	r 0.0	r 0.2	r 0.0	r 0.0
Ireland	178	0.1	r 0.0	r 0.0	r 0.0	r 0.0	r 0.0	3.7	r 1.1	r 1.1	r 0.6	r 0.8	r 0.4
Italy	136	0.4	r 0.5	r 0.0	r 0.0	r 0.2	r 0.2	19.4	r 3.2	r 2.6	r 3.0	r 4.1	r 2.7
Latvia	941	0.0	r 0.0	r 0.0	r 0.0	0.1	r 0.1	r 0.1	r 0.0	r 0.1	r 0.1
Lithuania	946	0.0	r 0.0	r 0.0	r 0.0	0.3	r 0.1	r 0.1	r 0.1	r 0.0	r 0.1
Netherlands	138	3.1	r 0.7	r 1.5	r 0.5	r 0.8	r 0.7	30.1	r 8.3	r 4.3	r 3.7	r 6.9	r 6.4
Portugal	182	0.0	r 0.0	r 0.0	r 0.0	1.2	r 0.2	r 0.3	r 0.3	r 0.5	r 0.2
Slovak Republic	936	0.2	r 0.1	r 0.0	r 0.1	r 0.3	r 0.1	0.1	r 0.0	r 0.0	r 0.0	r 0.0	r 0.0
Slovenia	961	0.0	r 0.0	0.1	r 0.0	r 0.0	r 0.0	r 0.0	r 0.1
Spain	184	1.2	r 0.0	r 0.0	r 0.2	r 0.1	r 0.1	13.1	r 2.9	r 1.8	r 3.1	r 2.1	r 1.8
Australia	193	0.0	r 0.0	r 0.2	r 0.0	r 0.0	r 0.0	5.2	r 1.0	r 0.4	r 0.3	r 0.9	r 0.6
Canada	156	9.1	r 1.9	r 2.0	r 2.8	r 2.0	r 2.1	36.6	r 12.7	r 8.6	r 7.9	r 8.9	r 7.8
China,P.R.: Hong Kong	532	0.2	r 0.9	r 2.2	r 2.0	r 2.6	r 1.8	8.8	r 1.4	r 0.7	r 1.5	r 1.2	r 1.1
Czech Republic	935	0.2	r 0.0	r 0.3	r 0.0	r 0.0	r 0.0	0.5	r 0.1	r 0.4	r 0.1	r 0.0	r 0.0
Denmark	128	0.2	r 0.0	r 0.5	r 0.0	r 0.0	r 0.0	5.9	r 1.3	r 1.9	r 1.5	r 1.7	r 1.0
Iceland	176	0.1	0.0	r 0.0	r 0.0	r 0.0	r 0.0	r 0.0
Israel	436	0.2	r 0.0	r 0.0	r 0.0	1.9	r 0.1	r 0.5	r 0.3	r 2.2	r 0.1
Japan	158	0.1	r 0.0	r 0.0	r 0.0	r 0.0	r 0.0	43.3	r 12.8	r 11.9	r 8.7	r 12.0	r 12.1
Korea, Republic of	542	0.6	r 0.2	r 0.2	r 0.3	r 0.2	r 0.1	14.4	r 3.9	r 2.8	r 3.1	r 3.6	r 2.4
New Zealand	196	0.0	r 0.0	r 0.9	r 0.0	r 0.0	r 0.0	18.1	r 5.0	r 8.4	r 4.3	r 3.8	r 4.6
Norway	142	0.0	r 0.0	r 0.0	r 0.0	r 0.0	r 0.0	0.7	r 0.2	r 0.3	r 0.3	r 0.2	r 0.5
Singapore	576	0.0	r 0.0	r 0.0	r 0.0	r 0.0	r 0.0	2.1	r 0.5	r 0.3	r 0.2	r 0.3	r 0.3
Sweden	144	0.5	r 0.1	r 0.4	r 0.1	r 0.8	r 0.1	12.9	r 6.6	r 4.7	r 2.6	r 2.6	r 3.4
Switzerland	146	0.9	r 0.0	r 1.3	r 0.1	r 0.4	r 0.0	20.8	r 4.6	r 3.7	r 3.1	r 5.3	r 4.5
Taiwan Prov.of China	528	0.8	r 0.2	r 0.1	r 0.1	r 0.2	r 0.1	5.5	r 1.8	r 1.3	r 1.1	r 1.4	r 0.9
United Kingdom	112	16.2	r 2.2	r 3.3	r 2.1	r 8.3	r 2.2	78.0	r 13.5	r 17.6	r 15.6	r 18.1	r 13.8
United States	111	178.0	r 35.8	r 22.4	r 36.4	r 30.8	r 30.2	634.7	r 154.8	r 157.1	r 137.8	r 183.1	r 151.4
Emerg. & Dev. Economies	200	218.9	53.3	48.0	49.0	56.3	48.8	594.4	145.8	143.1	144.6	181.0	154.8
Emerg. & Dev. Asia	505	30.5	2.0	2.3	1.3	0.5	0.6	179.2	33.7	33.2	36.0	48.7	34.9
Bangladesh	513	0.0	r 0.0	r 0.0	r 0.0	r 0.0	r 0.0	0.3	r 0.0	r 0.1	r 0.0	r 0.1	r 0.1
Cambodia	522	r 0.0	r 0.0	0.1	r 0.0	r 0.0	r 0.0	r 0.0	r 0.1
China,P.R.: Mainland	924	22.1	r 1.8	r 2.2	r 1.2	r 0.4	r 0.5	119.1	r 19.0	r 20.8	r 21.8	r 30.9	r 22.0
Fiji	819	0.0	r 0.0	r 0.0	r 0.8
Guam	829	0.0	r 0.1	r 0.0	r 0.0	r 0.1	r 0.2
India	534	7.4	r 0.0	r 0.0	r 0.0	r 0.0	r 0.0	17.5	r 4.2	r 2.8	r 4.8	r 4.9	r 2.2
Indonesia	536	0.0	r 0.0	r 0.0	r 0.0	3.3	r 1.6	r 1.7	r 1.3	r 1.6	r 1.1
Malaysia	548	0.0	r 0.0	3.2	r 1.0	r 0.4	r 0.8	r 1.1	r 0.9
Philippines	566	0.0	r 0.0	r 0.0	r 0.0	r 0.0	0.6	r 0.1	r 0.1	r 0.3	r 0.4	r 0.1
Sri Lanka	524	0.0	0.4	r 0.1	r 0.1	r 0.0	r 0.1	r 0.1
Thailand	578	0.4	r 0.0	r 0.1	r 0.0	r 0.0	r 0.1	25.5	r 6.5	r 6.3	r 5.6	r 8.2	r 6.4
Vanuatu	846	0.2	r 0.0	0.0
Vietnam	582	0.4	r 0.1	r 0.1	r 0.0	r 0.0	3.9	r 1.0	r 0.9	r 1.3	r 1.3	r 0.9
Asia n.s.	598	r 0.0	r 0.0	r 0.0	5.3	r 0.0	r 0.0	r 0.0	r 0.1	r 0.0
Europe	170	0.7	0.6	0.5	0.0	0.2	0.2	12.9	1.9	2.3	2.0	3.5	3.2
Emerg. & Dev. Europe	903	0.7	0.6	0.5	0.0	0.2	0.2	12.4	1.8	2.1	1.9	3.2	3.1
Bulgaria	918	0.0	r 0.0	r 0.0	r 0.0	r 0.0	0.1	r 0.0	r 0.0	r 0.0	r 0.0	r 0.0
Hungary	944	r 0.0	0.6	r 0.2	r 0.2	r 0.2	r 0.3	r 0.1
Poland	964	0.1	r 0.0	r 0.0	r 0.0	r 0.0	1.8	r 0.4	r 0.5	r 0.4	r 0.5	r 0.4
Romania	968	0.0	r 0.0	r 0.0	r 0.0	r 0.0	r 0.0	0.3	r 0.0	r 0.0	r 0.0	r 0.0	r 0.1

Barbados (316)

In Millions of U.S. Dollars

		Exports (FOB)						Imports (CIF)					
		2016	2017Q1	2017Q2	2017Q3	2017Q4	2018Q1	2016	2017Q1	2017Q2	2017Q3	2017Q4	2018Q1
Turkey	186	0.6	r 0.6	r 0.4	r 0.2	r 0.2	9.7	r 1.1	r 1.4	r 1.3	r 2.3	r 2.5
CIS	901	0.0	0.0	0.1	0.0	0.0	0.0	0.4	0.0	0.2	0.1	0.3	0.1
Georgia	915	0.0	r 0.0	r 0.0	r 0.0	0.1	r 0.0	r 0.0	r 0.0	r 0.2	r 0.0
Moldova	921	0.0	r 0.1	r 0.0
Russian Federation	922	0.0	r 0.1	r 0.0	0.3	r 0.0	r 0.1	r 0.1	r 0.0	r 0.1
Ukraine	926	0.0	r 0.0	r 0.0	r 0.0	0.0	r 0.0	r 0.0	r 0.0	r 0.1	r 0.0
Mid East, N Africa, Pak	440	1.5	0.4	0.4	0.3	3.0	0.3	1.9	0.4	0.4	0.4	0.3	0.3
Egypt	469	r 0.0	r 0.0	0.2	r 0.0	r 0.1	r 0.0	r 0.0	r 0.0
Iraq	433	0.1	r 0.0	r 0.0
Jordan	439	0.0	r 0.0	r 0.0	r 0.0	0.0	r 0.1	r 0.0	r 0.0	r 0.0	r 0.0
Lebanon	446	r 0.1	r 0.1	r 0.1	r 0.0	0.0	r 0.0	r 0.0
Morocco	686	r 0.0	r 0.0	r 0.0	0.0	r 0.1	r 0.0	r 0.0	r 0.0	r 0.0
Oman	449	0.1	r 0.0	r 0.0	r 0.0
Pakistan	564	0.0	r 0.0	r 0.0	r 0.0	r 0.0	r 0.0	0.4	r 0.1	r 0.1	r 0.2	r 0.1	r 0.1
Saudi Arabia	456	0.0	r 0.0	r 0.0	r 0.0	0.3	r 0.0	r 0.1	r 0.1	r 0.0	r 0.1
United Arab Emirates	466	1.2	r 0.3	r 0.4	r 0.2	r 2.9	r 0.3	0.7	r 0.1	r 0.0	r 0.0	r 0.0	r 0.0
Sub-Saharan Africa	603	0.1	0.0	0.1	0.0	0.0	0.0	4.0	0.7	0.6	0.4	0.7	0.5
Cabo Verde	624	0.0	r 0.0	0.0	r 0.0	r 0.0	r 0.1	r 0.0
Cameroon	622	0.2	r 0.0	r 0.0	r 0.0	r 0.0
Côte d'Ivoire	662	r 0.0	r 0.0	0.3	r 0.1	r 0.0	r 0.1	r 0.0
Gabon	646	0.0	r 0.0	0.1	r 0.0	r 0.0
Ghana	652	0.0	r 0.0	r 0.0	0.2	r 0.1	r 0.1	r 0.0	r 0.1	r 0.0
South Africa	199	0.0	r 0.0	r 0.0	r 0.0	r 0.0	r 0.0	2.3	r 0.4	r 0.4	r 0.3	r 0.4	r 0.3
Swaziland	734	0.0	r 0.0	r 0.0	0.8	r 0.0	r 0.0	r 0.0	r 0.0	r 0.0
Africa n.s.	799	r 0.1	r 0.0	r 0.0	r 0.0
Western Hemisphere	205	186.1	50.3	44.7	47.2	52.6	47.7	396.4	109.1	106.7	105.7	127.9	116.0
Anguilla	312	1.7	r 0.4	r 0.6	r 0.6	r 0.7	r 0.4	0.0	r 0.0	r 0.0	r 0.0	r 0.0
Antigua and Barbuda	311	13.0	r 2.3	r 2.4	r 3.2	r 4.0	r 3.9	0.3	r 0.1	r 0.1	r 0.0	r 0.0	r 0.1
Argentina	213	0.0	r 0.0	r 0.0	r 0.0	r 0.0	r 0.0	1.3	r 0.3	r 0.4	r 0.3	r 0.3	r 0.4
Aruba	314	1.2	r 0.3	r 0.5	r 0.1	r 0.5	r 0.2	0.0	r 0.0	r 0.0	r 0.0	r 0.0	r 0.0
Bahamas, The	313	5.0	r 1.5	r 1.1	r 1.1	r 0.7	r 1.1	0.1	r 2.6	r 11.2	r 8.6	r 10.8	r 13.1
Belize	339	1.6	r 0.4	r 0.6	r 0.5	r 0.3	r 0.2	2.2	r 0.1	r 0.6	r 0.4	r 0.6	r 0.8
Bermuda	319	0.6	r 0.6	r 0.8	r 0.4	r 0.6	r 0.5	0.0	r 0.0	r 0.0	r 0.1	r 0.0	r 0.0
Brazil	223	0.6	r 0.0	r 0.1	r 0.0	r 0.0	r 0.2	22.5	r 4.3	r 4.3	r 4.5	r 4.0	r 3.9
Chile	228	0.0	r 0.1	r 0.0	r 0.0	r 0.0	r 0.1	4.1	r 1.2	r 0.9	r 0.8	r 0.8	r 1.0
Colombia	233	0.1	r 0.1	r 0.0	r 0.0	r 0.0	r 0.0	5.3	r 1.4	r 1.3	r 1.3	r 1.3	r 1.2
Costa Rica	238	0.1	r 0.0	r 0.0	r 0.0	r 0.0	r 0.0	8.2	r 1.8	r 2.3	r 2.1	r 2.7	r 3.1
Curacao	354	3.1	r 0.6	r 0.6	r 0.4	r 0.2	r 0.2	1.7	r 0.1	r 0.1	r 0.0	r 0.0	r 0.1
Dominica	321	4.5	r 0.9	r 1.2	r 1.0	r 1.5	r 2.0	0.4	r 0.0	r 0.0	r 0.0	r 0.1	r 0.1
Dominican Republic	243	2.4	r 0.2	r 0.7	r 0.8	r 0.3	r 0.3	10.8	r 1.8	r 2.3	r 2.4	r 3.0	r 2.6
Ecuador	248	0.0	1.9	r 0.2	r 0.2	r 0.3	r 0.2	r 0.2
El Salvador	253	0.2	r 0.0	r 0.0	r 0.0	r 0.0	0.8	r 0.2	r 0.1	r 0.2	r 0.1	r 0.1
Grenada	328	10.6	r 2.3	r 2.6	r 2.2	r 3.4	r 2.5	1.1	r 0.2	r 0.3	r 0.1	r 0.3	r 0.2
Guatemala	258	1.1	r 1.1	r 0.0	r 0.0	r 0.0	4.3	r 0.7	r 1.1	r 0.8	r 0.8	r 0.5
Guyana	336	23.3	r 5.9	r 5.2	r 6.6	r 6.2	r 7.2	14.0	r 2.4	r 4.1	r 3.3	r 5.7	r 3.0
Haiti	263	0.4	r 0.2	r 0.1	r 0.1	r 0.2	r 0.3	0.1	r 0.0	r 0.0	r 0.0	r 0.0	r 0.0
Honduras	268	0.0	r 0.0	r 0.0	r 0.0	r 0.0	2.6	r 0.6	r 0.6	r 0.3	r 0.4	r 0.3
Jamaica	343	21.6	r 9.4	r 6.0	r 6.5	r 6.6	r 5.8	13.4	r 3.3	r 3.9	r 3.1	r 3.6	r 2.6
Mexico	273	0.1	r 0.0	r 0.2	r 0.0	r 0.0	r 0.0	26.8	r 6.5	r 6.5	r 6.6	r 7.1	r 6.8
Montserrat	351	0.4	r 0.1	r 0.1	r 0.1	r 0.1	r 0.1	0.0	r 0.0	r 0.0	r 0.0	r 0.0	r 0.0
Netherlands Antilles	353	r 0.3	r 0.5	r 0.2	r 0.4	r 0.5	r 0.4	r 1.0	r 0.3	r 0.4	r 0.1
Nicaragua	278	1.3	r 0.2	r 0.3	r 0.6	r 0.4	r 0.6	0.1	r 0.8	r 0.0	r 0.0	r 0.0	r 0.0
Panama	283	4.9	r 3.3	r 1.0	r 2.5	r 1.0	r 1.0	6.2	r 1.1	r 1.2	r 1.5	r 1.6	r 1.6
Paraguay	288	r 0.0	r 0.1	r 0.3	0.1
Peru	293	0.0	r 0.0	r 0.0	r 0.0	2.7	r 0.2	r 0.1	r 0.7	r 0.4	r 0.5
Sint Maarten	352	0.3	r 0.1	r 0.2	r 0.2	r 0.0	r 0.0	0.1	r 0.0	r 0.0	r 0.0	r 0.0	r 0.0
St. Kitts and Nevis	361	7.7	r 1.9	r 1.9	r 1.9	r 2.3	r 2.2	0.1	r 0.0	r 0.0	r 0.3	r 0.0	r 0.0
St. Lucia	362	19.4	r 3.8	r 4.7	r 4.5	r 5.3	r 4.7	28.8	r 4.3	r 0.9	r 1.0	r 0.9	r 0.9
St. Vincent & Grens.	364	13.7	r 3.6	r 2.3	r 2.7	r 4.0	r 2.6	8.0	r 2.0	r 1.8	r 1.3	r 1.9	r 1.6
Suriname	366	3.8	r 1.0	r 0.5	r 0.7	r 2.0	r 1.4	6.8	r 1.7	r 1.9	r 1.2	r 1.2	r 2.1

Barbados (316)

In Millions of U.S. Dollars

		Exports (FOB)						Imports (CIF)					
		2016	2017Q1	2017Q2	2017Q3	2017Q4	2018Q1	2016	2017Q1	2017Q2	2017Q3	2017Q4	2018Q1
Trinidad and Tobago	369	39.9	r 8.5	r 8.8	r 9.2	r 10.0	r 8.6	217.7	r 69.0	r 58.7	r 62.0	r 78.7	r 67.9
Uruguay	298	0.0	r 0.0	r 0.0	3.6	r 1.5	r 0.8	r 1.9	r 0.8	r 1.1
Venezuela, Rep. Bol.	299	0.2	r 0.0	r 0.2	r 0.0	r 0.0	r 0.1	0.0	r 0.0	r 0.0	r 0.0	r 0.0	r 0.0
Western Hem. n.s.	399	3.4	r 1.2	r 1.5	r 0.9	r 1.4	r 1.0	0.3	r 0.0	r 0.0	r 0.0	r 0.0	r 0.0
Other Countries n.i.e	910	4.1	0.2	0.1	0.0	0.0	1.4	0.7	0.1	0.0	0.1	0.1
Cuba	928	4.1	r 0.2	r 0.1	r 0.0	r 0.0	0.2	r 0.1	r 0.1	r 0.0	r 0.1	r 0.1
Korea, Dem. People's Rep.	954	0.0	r 0.0	1.2	r 0.6	r 0.1	r 0.0	r 0.0	r 0.0
Countries & Areas n.s.	898	r 32.3	r 16.4	r 15.7	r 31.8	r 36.5	0.0	r 0.0	r 0.0	r 0.0	r 0.0	r 0.0
Memorandum Items													
Africa	605	0.1	0.0	0.1	0.0	0.0	0.0	4.1	0.8	0.6	0.4	0.7	0.5
Middle East	405	1.4	0.4	0.4	0.3	3.0	0.3	1.3	0.3	0.3	0.2	0.1	0.2
European Union	998	35.4	5.2	10.0	5.9	15.1	5.6	241.5	51.2	51.9	45.9	54.0	42.4
Export earnings: fuel	080	41.6	8.9	9.4	9.5	12.9	9.0	226.6	70.8	60.5	63.9	80.3	69.6
Export earnings: nonfuel	092	406.7	121.1	94.4	102.7	126.4	116.4	1,400.2	325.1	329.9	294.6	377.0	313.7

Belarus (913)

In Millions of U.S. Dollars

		Exports (FOB)						Imports (CIF)					
		2016	2017Q1	2017Q2	2017Q3	2017Q4	2018Q1	2016	2017Q1	2017Q2	2017Q3	2017Q4	2018Q1
IFS World		23,537.3	6,256.6	7,427.7	7,460.0	8,063.0	7,907.1	27,609.9	7,203.8	8,364.8	8,601.7	10,064.4	8,974.1
World	001	23,537.4	6,254.0	7,437.3	7,481.6	8,094.2	7,903.7	27,609.9	7,204.5	8,358.3	8,598.4	10,069.5	8,980.4
Advanced Economies	110	5,108.8	1,514.1	1,793.9	1,630.9	2,218.4	2,508.7	5,367.7	1,189.3	1,538.0	1,708.6	1,872.3	1,561.1
Euro Area	163	3,454.1	802.2	929.7	1,007.2	1,260.3	1,374.0	3,586.7	811.2	1,085.4	1,253.6	1,308.6	1,111.6
Austria	122	15.5	r 4.8	r 3.9	r 4.2	r 6.1	r 7.2	128.8	r 26.1	r 33.2	r 38.9	r 60.2	r 32.2
Belgium	124	205.5	r 35.0	r 47.2	r 38.7	r 48.1	r 51.7	162.8	r 31.9	r 49.7	r 57.7	r 60.5	r 46.9
Cyprus	423	0.5	r 0.1	r 0.1	r 0.3	r 0.2	r 0.1	1.5	r 0.2	r 0.4	r 0.2	r 0.3	r 0.2
Estonia	939	64.8	r 14.4	r 19.7	r 17.7	r 32.8	r 42.9	41.2	r 7.1	r 4.9	r 7.9	r 8.3	r 7.1
Finland	172	16.5	r 5.3	r 6.6	r 4.5	r 3.1	r 4.0	84.7	r 21.4	r 24.8	r 24.7	r 32.0	r 26.8
France	132	43.2	r 13.0	r 12.8	r 22.0	r 19.2	r 13.3	243.3	r 60.0	r 78.1	r 75.1	r 86.5	r 70.4
Germany	134	944.3	r 250.6	r 265.4	r 289.3	r 312.7	r 337.4	1,332.6	r 324.8	r 411.4	r 505.0	r 485.7	r 449.0
Greece	174	0.7	r 0.2	r 0.2	r 0.3	r 1.7	r 1.4	34.3	r 5.5	r 9.5	r 17.7	r 11.4	r 7.6
Ireland	178	6.9	r 3.5	r 1.1	r 0.7	r 0.7	r 5.5	33.3	r 4.2	r 5.7	r 9.7	r 11.8	r 7.7
Italy	136	83.9	r 20.1	r 25.1	r 25.8	r 27.4	r 29.3	576.4	r 118.0	r 165.2	r 193.3	r 217.2	r 167.1
Latvia	941	269.9	r 72.9	r 100.0	r 81.5	r 96.5	r 125.2	70.1	r 20.7	r 23.5	r 21.9	r 22.4	r 21.1
Lithuania	946	767.0	r 174.2	r 195.0	r 232.2	r 248.6	r 270.4	265.5	r 58.9	r 85.9	r 82.1	r 91.4	r 77.0
Luxembourg	137	2.5	r 0.7	r 0.6	r 0.8	r 0.7	r 0.4	6.3	r 0.9	r 3.5	r 1.9	r 1.8	r 1.9
Malta	181	0.0	r 0.0	r 0.0	r 0.0	r 0.0	r 0.0	0.5	r 0.3	r 0.1	r 0.4	r 0.2	r 0.1
Netherlands	138	926.9	r 185.4	r 226.6	r 264.8	r 431.5	r 454.6	209.9	r 44.5	r 86.7	r 91.3	r 77.9	r 70.7
Portugal	182	1.5	r 0.1	r 0.0	r 0.0	r 3.7	r 0.1	17.5	r 5.3	r 5.5	r 8.3	r 6.5	r 10.0
Slovak Republic	936	69.7	r 12.4	r 15.1	r 14.6	r 16.6	r 18.6	92.9	r 22.2	r 23.0	r 25.7	r 30.2	r 27.4
Slovenia	961	10.1	r 2.7	r 3.5	r 3.3	r 3.3	r 3.4	60.1	r 11.6	r 16.5	r 18.5	r 20.4	r 20.4
Spain	184	24.6	r 6.9	r 6.6	r 6.5	r 7.6	r 8.5	225.0	r 47.8	r 57.6	r 73.1	r 84.0	r 67.8
Australia	193	3.0	r 1.3	r 4.9	r 0.8	r 8.1	r 8.0	13.2	r 0.8	r 0.9	r 1.2	r 1.8	r 2.0
Canada	156	53.8	r 1.8	r 2.6	r 6.0	r 2.8	r 14.6	19.5	r 2.9	r 30.2	r 6.7	r 7.4	r 5.8
China,P.R.: Hong Kong	532	6.6	r 2.7	r 2.9	r 3.4	r 3.2	r 2.9	7.1	r 1.0	r 0.9	r 1.3	r 3.1	r 1.3
China,P.R.: Macao	546	r 0.0	r 0.1	0.0	r 0.0	r 0.0
Czech Republic	935	84.5	r 18.9	r 23.6	r 25.4	r 24.8	r 28.1	192.5	r 40.9	r 46.2	r 54.7	r 55.7	r 52.1
Denmark	128	5.8	r 1.6	r 1.7	r 2.6	r 5.8	r 3.6	89.0	r 18.9	r 25.5	r 18.3	r 26.2	r 25.6
Iceland	176	3.2	r 1.0	r 3.0	r 1.3	r 3.1	36.1	r 9.6	r 9.8	r 9.8	r 19.3	r 15.2
Israel	436	45.2	r 12.0	r 29.4	r 13.1	r 22.2	r 17.4	48.5	r 13.5	r 17.4	r 15.3	r 17.9	r 14.3
Japan	158	11.9	r 3.2	r 2.9	r 5.7	r 4.9	r 4.7	112.4	r 26.7	r 31.0	r 28.3	r 36.1	r 31.2
Korea, Republic of	542	34.1	r 9.8	r 19.1	r 3.8	r 9.2	r 9.1	85.4	r 25.1	r 29.5	r 29.3	r 34.0	r 29.5
New Zealand	196	18.8	r 7.0	r 0.1	r 6.7	r 7.1	r 6.9	2.9	r 0.8	r 1.2	r 0.6	r 0.9	r 0.7
Norway	142	106.7	r 24.5	r 22.2	r 34.8	r 43.7	r 32.3	161.9	r 35.2	r 38.6	r 41.1	r 54.6	r 33.8
San Marino	135	0.0	r 0.0	r 0.0	5.1	r 1.4	r 0.4	r 0.5	r 1.3	r 0.5
Singapore	576	18.3	r 5.5	r 4.0	r 5.3	r 4.6	r 4.8	18.5	r 2.7	r 4.7	r 3.8	r 7.1	r 4.8
Sweden	144	33.1	r 8.4	r 5.7	r 7.1	r 8.7	r 12.2	91.1	r 23.8	r 27.1	r 27.4	r 27.1	r 27.1
Switzerland	146	5.5	r 2.4	r 11.0	r 4.9	r 5.6	r 6.4	150.9	r 30.3	r 25.4	r 36.6	r 44.0	r 29.0
Taiwan Prov.of China	528	14.0	r 13.1	r 8.8	r 0.4	r 6.1	r 5.6	72.2	r 18.7	r 20.2	r 23.6	r 24.8	r 20.7
United Kingdom	112	1,079.7	r 534.9	r 687.6	r 440.4	r 735.9	r 906.2	159.4	r 50.4	r 58.6	r 61.6	r 78.8	r 60.8
United States	111	130.6	r 63.8	r 34.4	r 63.4	r 63.9	r 68.7	515.3	r 75.5	r 85.0	r 95.0	r 123.6	r 95.2
Emerg. & Dev. Economies	200	18,224.2	4,641.5	5,534.0	5,741.5	5,760.8	5,287.2	22,159.0	5,992.3	6,779.3	6,875.7	8,181.6	7,404.4
Emerg. & Dev. Asia	505	1,341.1	277.8	288.2	249.1	376.5	344.7	2,457.0	640.5	664.3	905.8	917.5	821.5
Bangladesh	513	135.1	r 0.2	r 15.0	r 47.0	r 26.4	r 0.9	19.9	r 5.4	r 5.6	r 8.9	r 14.2	r 15.2
Brunei Darussalam	516	r 0.1	r 0.3	r 0.5	r 0.0	0.0	r 0.0
Cambodia	522	0.3	r 0.1	r 0.1	r 3.2	r 3.7	r 0.2	1.6	r 0.5	r 0.4	r 1.0	r 0.7	r 0.9
China,P.R.: Mainland	924	472.7	r 88.6	r 76.7	r 88.4	r 107.7	r 111.1	2,129.5	r 560.0	r 572.9	r 806.5	r 805.6	r 717.6
Fiji	819	0.6	r 0.5	r 0.5
India	534	272.5	r 68.2	r 74.3	r 39.9	r 124.7	r 95.0	134.1	r 32.1	r 36.0	r 40.2	r 38.8	r 39.0
Indonesia	536	175.4	r 39.0	r 36.5	r 19.4	r 39.9	r 45.6	20.3	r 4.9	r 4.9	r 5.8	r 8.3	r 5.8
Lao People's Dem.Rep	544	2.5	r 0.1	0.0	r 0.0	r 0.0	r 0.0	r 0.0	r 0.0
Malaysia	548	105.4	r 44.3	r 33.0	r 25.9	r 16.2	r 47.2	55.5	r 14.9	r 12.8	r 12.4	r 13.3	r 14.2
Mongolia	948	9.8	r 2.7	r 1.3	r 2.5	r 7.0	r 4.0	0.1	r 0.0	r 0.1	r 0.0
Myanmar	518	10.5	r 0.5	r 1.3	r 1.4	r 0.2	r 1.3	0.2	r 0.2	r 0.1	r 0.3	r 0.2	r 0.4
Nepal	558	r 0.4	r 0.3	0.0	r 0.0	r 2.4	r 0.0	r 0.0	r 0.0
Papua New Guinea	853	0.0	r 0.3	r 0.3	r 0.0	r 0.4	0.0	r 0.0	r 0.0	r 0.0	r 0.0
Philippines	566	9.6	r 2.3	r 2.2	r 3.9	r 0.9	r 2.0	11.7	r 3.1	r 3.4	r 3.1	r 5.3	r 5.3
Samoa	862	r 0.1
Sri Lanka	524	15.7	r 2.8	r 3.7	r 4.4	r 6.5	r 7.1	5.1	r 1.4	r 2.0	r 1.7	r 1.3	r 1.9

Belarus (913)

In Millions of U.S. Dollars

		Exports (FOB)						Imports (CIF)					
		2016	2017Q1	2017Q2	2017Q3	2017Q4	2018Q1	2016	2017Q1	2017Q2	2017Q3	2017Q4	2018Q1
Thailand	578	54.1	r 18.1	r 20.5	r 1.7	r 10.3	r 20.7	34.7	r 6.9	r 9.9	r 9.6	r 12.0	r 7.8
Vietnam	582	76.7	r 10.3	r 22.6	r 11.1	r 32.2	r 8.8	44.2	r 11.1	r 14.0	r 16.2	r 17.7	r 13.2
Europe	170	15,840.9	4,100.1	4,894.3	5,157.9	5,040.5	4,666.0	18,810.9	5,105.0	5,778.2	5,736.1	6,972.5	6,360.3
Emerg. & Dev. Europe	903	1,135.0	300.7	444.7	443.3	434.2	470.6	2,221.2	627.7	666.8	548.6	654.8	620.7
Albania	914	0.3	r 0.0	r 0.0	r 0.3	r 0.1	r 0.0	0.7	r 0.2	r 0.2	r 0.3	r 0.8	r 0.2
Bosnia and Herzegovina	963	7.8	r 3.7	r 1.2	r 1.2	r 4.7	r 2.1	1.9	r 0.9	r 0.8	r 0.8	r 1.2	r 1.0
Bulgaria	918	52.4	r 12.9	r 26.3	r 23.7	r 10.2	r 18.6	30.6	r 6.9	r 8.3	r 10.7	r 13.1	r 9.1
Croatia	960	5.5	r 0.7	r 0.5	r 2.4	r 2.8	r 5.1	9.1	r 2.2	r 3.1	r 2.5	r 2.4	r 3.1
Faroe Islands	816	3.9	r 4.9	r 2.6	r 0.2	r 1.2	r 2.4
Hungary	944	51.7	r 17.4	r 14.1	r 18.3	r 21.3	r 14.6	104.4	r 25.8	r 28.4	r 28.0	r 32.1	r 29.6
Macedonia, FYR	962	2.4	r 0.2	r 0.6	r 0.3	r 0.4	r 0.3	32.7	r 8.4	r 8.7	r 10.2	r 5.4	r 1.4
Montenegro	943	0.0	r 0.0	r 0.0	r 0.0	r 0.0	r 0.1	0.8	r 0.0	r 0.0	r 0.0	r 0.0
Poland	964	814.5	r 190.9	r 291.9	r 307.2	r 294.0	r 335.3	1,185.2	r 327.3	r 393.3	r 288.3	r 330.0	r 315.1
Romania	968	75.2	r 18.6	r 23.2	r 29.3	r 26.7	r 20.2	43.5	r 7.7	r 11.3	r 12.0	r 12.9	r 9.9
Serbia, Republic of	942	40.3	r 28.4	r 47.3	r 27.0	r 40.2	r 14.3	73.6	r 26.1	r 30.0	r 25.1	r 15.5	r 13.5
Turkey	186	84.8	r 27.8	r 39.4	r 33.4	r 33.8	r 59.9	734.9	r 217.3	r 180.0	r 170.5	r 240.1	r 235.6
CIS	901	14,705.9	3,799.4	4,449.6	4,714.6	4,605.5	4,195.4	16,561.5	4,475.0	5,110.6	5,185.3	6,316.6	5,715.1
Armenia	911	22.0	r 5.6	r 7.1	r 9.0	r 12.9	r 9.1	10.1	r 1.0	r 2.2	r 2.0	r 2.9	r 2.1
Azerbaijan, Rep. of	912	135.4	r 19.9	r 43.2	r 30.8	r 56.6	r 35.0	36.3	r 1.9	r 1.8	r 3.2	r 3.4	r 2.3
Georgia	915	58.1	r 28.7	r 16.1	r 14.6	r 14.4	r 11.9	15.8	r 3.8	r 4.6	r 4.7	r 6.6	r 4.1
Kazakhstan	916	363.9	r 103.5	r 148.1	r 174.4	r 166.2	r 163.6	55.4	r 25.6	r 16.3	r 18.6	r 36.3	r 26.4
Kyrgyz Republic	917	48.7	r 13.9	r 36.8	r 47.7	r 25.0	r 28.2	4.6	r 1.4	r 1.8	r 2.0	r 1.3	r 1.7
Moldova	921	117.7	r 29.7	r 29.8	r 38.0	r 35.8	r 25.3	109.0	r 16.9	r 23.3	r 20.9	r 25.9	r 20.8
Russian Federation	922	10,948.0	r 2,821.3	r 3,294.7	r 3,391.9	r 3,389.4	r 3,105.6	15,306.8	r 4,173.2	r 4,734.8	r 4,816.2	r 5,872.0	r 5,308.3
Tajikistan	923	17.6	r 6.8	r 11.8	r 7.3	r 13.6	r 10.9	2.6	r 1.1	r 0.9	r 0.5	r 0.9	r 0.7
Turkmenistan	925	112.8	r 34.7	r 10.3	r 7.6	r 8.8	r 5.3	7.8	r 0.4	r 1.0	r 1.6	r 0.7	r 1.2
Ukraine	926	2,845.7	r 722.5	r 829.5	r 969.9	r 845.3	r 767.3	985.4	r 242.7	r 316.5	r 306.1	r 355.4	r 337.5
Uzbekistan	927	35.9	r 12.9	r 22.4	r 23.3	r 37.6	r 33.2	27.9	r 7.0	r 7.3	r 9.3	r 11.1	r 10.1
Europe n.s.	884	0.0	r 0.0	r 0.0	r 0.8	r 0.0	28.2	r 2.3	r 0.9	r 2.1	r 1.1	r 24.5
Mid East, N Africa, Pak	440	341.7	80.8	95.2	114.3	187.4	101.0	232.1	76.4	152.4	65.6	126.0	80.3
Afghanistan, I.R. of	512	15.5	r 7.7	r 4.8	r 9.5	r 6.7	r 11.4	10.9	r 0.0	r 0.1	r 0.8	r 0.2
Algeria	612	1.9	r 0.1	r 0.4	r 0.0	r 0.3	r 0.2	0.0	r 0.0	r 0.1	r 1.0	r 0.3
Bahrain, Kingdom of	419	0.1	r 0.0	r 0.1	r 0.1	r 0.0	0.0	r 0.0	r 0.0	r 0.0	r 0.0	r 0.0
Djibouti	611	r 0.6	r 0.0	r 1.4	r 3.3
Egypt	469	43.5	r 15.1	r 12.7	r 16.3	r 32.1	r 10.3	14.5	r 10.4	r 6.0	r 2.3	r 2.7	r 10.8
Iran, I.R. of	429	48.9	r 14.2	r 13.3	r 12.6	r 32.4	r 19.7	5.6	r 2.8	r 31.2	r 1.6	r 46.1	r 1.6
Iraq	433	39.7	r 0.3	r 0.9	r 0.7	r 0.8	r 1.0
Jordan	439	15.0	r 0.4	r 6.2	r 0.4	r 7.3	r 1.4	9.0	r 0.0	r 0.1	r 0.0	r 0.0	r 0.0
Kuwait	443	4.7	r 1.0	r 0.9	r 0.9	r 0.5	r 1.7	1.5	r 0.1	r 0.1	r 0.0	r 0.2
Lebanon	446	0.3	r 0.1	r 0.1	r 0.3	r 10.4	r 0.3	29.1	r 3.2	r 56.8	r 17.2	r 15.2	r 12.9
Libya	672	0.5	r 0.3	r 0.2	r 0.0	r 0.1	r 0.1	0.0
Mauritania	682	0.9	r 2.1	r 2.2	r 1.2	2.1	r 0.6	r 0.9	r 1.3	r 1.1	r 0.6
Morocco	686	21.0	r 6.0	r 15.8	r 16.6	r 19.0	r 7.9	21.0	r 9.5	r 5.4	r 2.2	r 12.5	r 17.7
Oman	449	0.5	r 1.2	r 0.6	r 0.8	r 0.9	r 0.3	0.2	r 0.1	r 0.1	r 0.1	r 0.1	r 0.1
Pakistan	564	50.4	r 14.8	r 14.2	r 13.3	r 22.0	r 3.7	13.4	r 2.7	r 2.4	r 2.1	r 3.4	r 3.9
Qatar	453	0.7	r 0.0	r 0.2	r 1.2	r 0.1	r 0.0	3.8	r 1.1	r 0.9	r 1.3	r 1.3	r 0.8
Saudi Arabia	456	1.7	r 0.2	r 0.8	r 1.4	r 4.8	r 1.5	75.6	r 16.2	r 12.6	r 13.8	r 16.5	r 17.5
Somalia	726	0.1	13.7	r 0.0	r 0.0
Sudan	732	34.3	r 2.3	r 3.2	r 1.0	r 3.4	r 1.3	3.9	r 12.1
Syrian Arab Republic	463	31.5	r 4.8	r 5.6	r 8.6	r 17.8	r 19.8	8.6	r 0.3	r 0.6	r 1.0	r 5.6	r 0.1
Tunisia	744	1.0	r 0.3	r 0.2	r 0.6	r 1.7	r 0.7	2.6	r 0.6	r 0.6	r 0.7	r 0.6	r 0.7
United Arab Emirates	466	29.4	r 11.7	r 12.9	r 30.0	r 24.2	r 18.3	8.5	r 2.1	r 3.3	r 3.2	r 3.3	r 3.3
West Bank and Gaza	487	5.7	r 1.3	r 2.0	r 1.4	r 1.8	r 1.7
Yemen, Republic of	474	0.2	r 0.1	r 0.1	r 0.0	r 0.1	r 0.1	2.3	r 13.2	r 29.3	r 15.9	r 10.6	r 7.9
Sub-Saharan Africa	603	130.2	63.1	65.3	47.7	42.3	43.6	399.5	74.3	95.4	72.1	63.5	51.6
Angola	614	40.3	r 30.6	r 13.8	r 16.7	r 11.9	r 1.7
Benin	638	0.2	r 0.0	r 1.0	r 0.2	34.8	r 13.3	r 9.9	r 0.7
Burkina Faso	748	0.2	r 0.0	r 2.4	r 1.1	r 0.3	27.0	r 3.8	r 0.0
Burundi	618	2.6	r 0.0	r 0.0	r 0.0
Cameroon	622	2.2	r 2.6	r 1.7	r 1.3	r 2.8	r 1.8	28.8	r 0.1	r 0.3	r 0.1	r 0.0	r 0.0

Belarus (913)

In Millions of U.S. Dollars

		Exports (FOB)						Imports (CIF)					
		2016	2017Q1	2017Q2	2017Q3	2017Q4	2018Q1	2016	2017Q1	2017Q2	2017Q3	2017Q4	2018Q1
Central African Rep.	626	r 0.0	r 0.2	34.7	r 1.5
Chad	628	0.1	r 0.0	r 0.0	r 0.6
Congo, Dem. Rep. of	636	1.2	r 0.5	r 0.5	r 0.0	r 0.3	1.0	r 0.0	r 0.0
Congo, Republic of	634	0.3	r 0.5	r 0.1	r 0.1	r 0.5	0.2	r 0.0	r 0.0	r 0.0	r 0.0
Côte d'Ivoire	662	15.2	r 7.4	r 6.2	r 11.1	r 4.6	r 1.6	55.6	r 11.6	r 9.3	r 10.9	r 11.1	r 12.8
Equatorial Guinea	642	0.0	2.1
Ethiopia	644	3.4	r 0.5	r 0.5	r 0.4	r 0.4	r 2.2	0.8	r 0.3	r 0.2	r 0.3	r 0.4	r 0.3
Gabon	646	0.2	r 0.1	r 0.2	r 0.1	r 0.1
Gambia, The	648	r 0.1	r 0.0	r 0.3	r 0.1
Ghana	652	2.4	r 0.8	r 2.4	r 0.9	r 0.0	r 1.3	25.1	r 4.7	r 5.3	r 2.8	r 3.4	r 2.6
Guinea	656	0.7	r 1.6	r 0.2	r 0.1	r 0.1	r 0.3	40.7	r 17.6	r 24.4	r 16.4	r 13.9	r 8.8
Guinea-Bissau	654	r 0.2	33.4	r 0.0	r 0.0	r 0.0
Kenya	664	1.9	r 0.2	r 1.0	r 0.2	r 0.1	r 0.8	20.7	r 7.9	r 7.1	r 8.7	r 9.9	r 11.1
Liberia	668	0.1	r 0.0	r 0.0	r 0.2	r 0.0	18.2	r 0.4	r 0.3	r 0.6	r 0.1
Madagascar	674	r 0.3	r 0.0	r 0.0	r 0.2	2.0	r 4.1	r 16.8	r 1.9	r 0.0	r 0.0
Malawi	676	0.0	r 0.0	r 0.1	r 0.1	r 0.0	1.4	r 0.8	r 0.7	r 0.2	r 0.6	r 0.9
Mali	678	21.2	r 3.2	r 5.8	r 0.0	r 7.8	r 7.1	24.5	r 0.0	r 0.0
Mauritius	684	0.0	r 0.0	r 0.0	r 0.4	r 0.1	r 0.3	0.2	r 0.0	r 0.1	r 0.5	r 0.5	r 0.9
Mozambique	688	0.1	r 0.0	r 0.0	r 0.2	r 0.0	0.5
Namibia	728	r 0.0	r 0.0	0.1	r 0.1	r 0.0	r 0.0	r 0.0
Nigeria	694	10.1	r 3.4	r 11.5	r 4.2	r 2.9	r 10.9	9.2	r 0.6	r 1.1	r 2.7	r 0.6	r 1.1
Rwanda	714	0.0	0.1	r 0.0	r 0.0	r 0.0
Senegal	722	7.7	r 6.8	r 1.4	r 3.0	r 0.4	r 4.4	0.2	r 0.0	r 0.1	r 0.0	r 0.0	r 0.1
Seychelles	718	0.0	r 0.1	0.1	r 0.1
Sierra Leone	724	1.9	r 0.4	r 0.2	r 0.2	r 0.7	r 0.2	16.4	r 0.0	r 0.0	r 0.0	r 0.0	r 0.0
South Africa	199	3.3	r 0.4	r 3.8	r 3.0	r 2.0	r 0.8	6.4	r 1.3	r 1.6	r 2.4	r 2.2	r 0.9
South Sudan, Rep. of	733	r 0.0	r 0.1	r 0.0
Swaziland	734	r 0.1	0.1	r 0.0	r 0.1	r 0.0	r 0.0
Tanzania	738	0.3	r 0.3	r 0.0	r 0.4	r 0.6	r 0.3	6.3	r 5.9	r 15.5	r 15.3	r 10.1	r 7.8
Togo	742	1.4	r 0.8	r 0.8	r 3.9
Uganda	746	12.9	r 0.0	r 0.1	r 0.0	r 1.9	r 6.0	2.5	r 0.1	r 0.0	r 0.6	r 5.3	r 1.1
Zambia	754	2.6	r 0.0	r 0.1	r 0.1	r 0.1	r 0.6	0.0	r 0.0	r 1.6	r 7.8	r 3.9	r 1.9
Zimbabwe	698	0.2	r 4.6	r 13.8	r 0.5	r 0.1	r 0.9	3.9	r 0.3	r 1.0	r 0.1	r 1.1	r 0.8
Western Hemisphere	205	570.3	119.7	191.0	172.5	114.0	131.8	259.4	96.1	89.1	96.1	102.2	90.7
Argentina	213	13.8	r 1.7	r 1.8	r 4.2	r 0.2	r 0.7	57.3	r 19.5	r 31.1	r 36.4	r 32.6	r 20.2
Bahamas, The	313	r 0.0	0.2	r 0.0	r 0.1	r 0.1	r 0.1	r 0.0
Belize	339	0.6	r 0.0	r 0.4	r 0.0	r 0.0
Bolivia	218	0.2	r 0.0	r 0.0	0.4	r 0.1	r 0.0	r 0.2	r 0.1	r 0.1
Brazil	223	441.0	r 87.7	r 144.9	r 122.6	r 84.7	r 89.2	82.8	r 35.4	r 18.3	r 7.7	r 11.2	r 8.3
Chile	228	0.8	r 0.5	r 0.0	r 1.5	r 0.9	r 0.3	10.6	r 2.2	r 3.7	r 4.4	r 4.3	r 5.0
Colombia	233	34.0	r 10.9	r 14.7	r 15.9	r 10.2	r 17.8	14.1	r 4.7	r 5.1	r 6.3	r 5.3	r 5.5
Costa Rica	238	4.3	r 0.5	r 2.9	r 1.0	r 0.5	r 3.1	13.2	r 3.4	r 2.0	r 1.7	r 2.7	r 3.1
Dominica	321	0.0	0.0	r 0.0	r 0.1	r 0.0	r 0.1	r 0.0
Dominican Republic	243	5.4	r 0.0	r 0.1	r 0.2	r 0.2	r 0.2	1.0	r 0.1	r 0.3	r 0.2	r 0.5	r 0.3
Ecuador	248	18.9	r 4.2	r 1.0	r 3.3	r 6.6	r 7.3	43.3	r 20.2	r 17.5	r 27.6	r 31.5	r 37.3
Greenland	326	0.1	r 0.1	r 0.2
Guatemala	258	9.9	r 3.9	r 3.3	r 0.0	r 6.0	r 2.5	0.8	r 0.5	r 0.5	r 0.2	r 0.2	r 0.1
Guyana	336	1.3	r 0.0	r 0.0	r 0.1	r 0.6	0.0	r 0.0	r 0.0	r 0.0	r 0.0	r 0.0
Honduras	268	0.3	r 0.2	r 0.1	r 0.0	r 0.2	r 0.0	0.0	r 0.1	r 0.0	r 0.1	r 0.0	r 0.0
Jamaica	343	0.2	r 0.1	r 0.2	r 0.1	r 0.0	r 0.0
Mexico	273	3.1	r 0.6	r 1.1	r 0.8	r 1.3	r 2.2	23.3	r 7.1	r 6.6	r 7.0	r 7.5	r 7.5
Nicaragua	278	3.2	r 0.6	r 1.4	r 1.1	r 1.7	r 0.5	0.3	r 0.0	r 0.0	r 0.0	r 0.0	r 0.0
Panama	283	3.0	r 0.9	r 1.1	r 0.1	r 0.2	r 0.1	2.6	r 0.3	r 1.1	r 1.1	r 1.6	r 0.3
Paraguay	288	9.6	r 1.4	r 4.1	r 0.1	r 1.8	0.1	r 0.1	r 0.0	r 0.2	r 0.1	r 0.1
Peru	293	5.9	r 0.0	r 1.3	r 8.2	r 0.3	r 2.9	4.3	r 1.3	r 0.9	r 1.1	r 1.9	r 1.7
Suriname	366	0.1	r 0.2	0.5	r 0.1	r 0.8	r 0.4	r 0.2	r 0.0
Trinidad and Tobago	369	0.1	r 0.0	r 0.0	0.2	r 0.0	r 0.0	r 0.1	r 0.0	r 0.0
Uruguay	298	10.5	r 6.2	r 7.8	r 8.6	r 2.5	1.8	r 0.6	r 0.2	r 0.2	r 1.1	r 0.2
Venezuela, Rep. Bol.	299	2.0	r 0.3	r 4.7	r 4.8	r 0.2	r 0.0	0.0	r 0.2	r 0.0	r 0.0	r 0.0	r 0.0
Western Hem. n.s.	399	2.3	r 0.2	r 0.8	r 0.1	r 0.0	r 0.2	2.3	r 0.2	r 0.7	r 0.9	r 1.0	r 0.8

Belarus (913)

In Millions of U.S. Dollars

		Exports (FOB)						Imports (CIF)					
		2016	2017Q1	2017Q2	2017Q3	2017Q4	2018Q1	2016	2017Q1	2017Q2	2017Q3	2017Q4	2018Q1
Other Countries n.i.e	910	19.2	2.6	8.0	2.8	8.4	6.0	48.5	13.2	24.4	0.5	0.7	0.8
Cuba	928	18.8	r 2.6	r 8.0	r 2.8	r 8.4	r 6.0	48.3	r 12.9	r 24.3	r 0.4	r 0.6	r 0.6
Korea, Dem. People's Rep.	954	0.4	0.2	r 0.2	r 0.0	r 0.1	r 0.1	r 0.2
Countries & Areas n.s.	898	185.2	r 95.8	r 101.4	r 106.4	r 106.6	r 101.8	34.7	r 9.7	r 16.6	r 13.7	r 15.0	r 14.1
Memorandum Items													
Africa	605	189.3	71.9	86.9	65.9	69.6	54.8	442.8	97.2	102.4	77.7	81.9	71.0
Middle East	405	216.7	49.5	54.6	73.3	131.3	74.6	164.5	50.8	143.0	57.9	103.4	56.8
European Union	998	5,656.4	1,606.6	2,004.6	1,863.7	2,390.5	2,717.9	5,491.6	1,315.1	1,687.3	1,757.0	1,886.8	1,643.9
Export earnings: fuel	080	11,794.5	3,058.0	3,573.1	3,697.9	3,717.6	3,391.4	15,573.4	4,262.6	4,855.3	4,912.6	6,029.0	5,413.8
Export earnings: nonfuel	092	11,742.8	3,196.0	3,864.3	3,783.7	4,376.7	4,512.3	12,036.5	2,941.9	3,503.0	3,685.8	4,040.5	3,566.6

Belgium (124)

In Millions of U.S. Dollars

		Exports (FOB)						Imports (CIF)					
		2016	2017Q1	2017Q2	2017Q3	2017Q4	2018Q1	2016	2017Q1	2017Q2	2017Q3	2017Q4	2018Q1
IFS World		397,892.8	103,201.9	106,109.0	107,469.6	113,304.0	123,266.1	379,017.2	99,335.9	100,398.3	100,340.6	106,286.8	115,871.6
World	001	398,212.6	103,201.9	106,137.6	107,453.6	113,349.3	121,857.3	379,077.5	99,336.0	100,425.4	100,326.4	106,328.7	117,350.3
Advanced Economies	110	322,263.1	82,955.0	84,295.5	85,687.0	90,345.3	98,387.2	297,995.5	77,723.5	78,348.1	78,169.3	83,226.6	90,965.3
Euro Area	163	224,910.2	58,744.0	60,154.5	60,798.0	64,306.3	69,700.3	202,295.7	53,142.8	53,012.7	52,945.1	58,226.8	63,269.0
Austria	122	3,969.0	r 1,032.0	r 1,070.2	r 1,100.3	r 1,168.6	r 1,267.6	2,032.3	r 520.6	r 552.8	r 537.1	r 603.7	r 670.7
Cyprus	423	212.7	r 57.5	r 70.6	r 62.5	r 56.3	r 81.5	89.4	r 6.1	r 14.3	r 12.4	r 8.0	r 7.7
Estonia	939	369.6	r 93.2	r 92.3	r 100.4	r 114.2	r 123.3	213.5	r 58.4	r 48.4	r 46.2	r 48.5	r 58.6
Finland	172	2,201.8	r 538.3	r 583.3	r 597.5	r 646.6	r 709.5	2,454.4	r 690.1	r 628.5	r 666.9	r 819.5	r 750.9
France	132	61,096.1	r 15,822.3	r 15,636.6	r 15,729.5	r 16,779.9	r 17,750.2	35,868.6	r 9,138.8	r 9,648.8	r 9,507.5	r 10,270.7	r 10,672.0
Germany	134	65,985.6	r 17,535.2	r 17,739.2	r 17,965.6	r 18,080.2	r 21,172.3	51,548.3	r 13,604.4	r 14,304.7	r 13,855.7	r 14,458.3	r 15,689.3
Greece	174	1,763.8	r 490.8	r 442.3	r 501.2	r 454.8	r 521.2	466.0	r 135.6	r 136.5	r 122.5	r 81.7	r 104.1
Ireland	178	2,200.6	r 565.6	r 571.2	r 513.8	r 620.6	r 739.6	16,567.3	r 4,127.2	r 3,895.9	r 3,842.8	r 4,720.4	r 5,965.4
Italy	136	20,619.3	r 5,275.0	r 5,230.0	r 5,107.5	r 5,478.5	r 6,620.8	14,757.2	r 3,448.8	r 3,600.2	r 3,717.7	r 3,758.0	r 4,076.8
Latvia	941	392.1	r 93.1	r 99.1	r 92.7	r 93.9	r 105.1	141.0	r 23.4	r 28.8	r 28.2	r 38.3	r 42.1
Lithuania	946	852.4	r 238.3	r 249.1	r 258.4	r 250.0	r 295.5	357.1	r 117.0	r 88.9	r 99.5	r 295.2	r 211.8
Luxembourg	137	5,870.0	r 1,596.4	r 1,674.1	r 1,551.4	r 1,761.0	r 1,861.3	2,985.7	r 687.7	r 729.3	r 717.0	r 687.4	r 825.4
Malta	181	138.3	r 36.2	r 32.7	r 37.8	r 116.1	r 44.5	77.4	r 17.3	r 10.2	r 16.0	r 18.3	r 21.1
Netherlands	138	44,722.5	r 11,660.3	r 12,587.8	r 13,144.5	r 14,333.9	r 13,722.2	63,095.9	r 17,456.6	r 16,201.4	r 16,984.8	r 19,316.5	r 20,768.6
Portugal	182	2,176.5	r 542.6	r 590.3	r 606.4	r 622.8	r 688.1	1,327.4	r 335.5	r 362.4	r 307.5	r 362.1	r 386.9
Slovak Republic	936	1,204.4	r 289.3	r 306.6	r 305.1	r 326.7	r 359.6	969.8	r 235.9	r 258.0	r 204.9	r 247.7	r 269.5
Slovenia	961	632.6	r 161.9	r 182.9	r 185.6	r 188.2	r 205.8	330.6	r 90.5	r 89.8	r 98.2	r 112.6	r 100.8
Spain	184	10,502.9	r 2,716.2	r 2,996.0	r 2,937.8	r 3,214.1	r 3,432.1	9,013.7	r 2,448.7	r 2,413.8	r 2,180.3	r 2,379.9	r 2,647.0
Australia	193	2,010.7	r 481.7	r 533.8	r 565.5	r 540.6	r 598.3	699.6	r 335.7	r 373.8	r 178.1	r 143.4	r 276.7
Canada	156	2,222.1	r 583.1	r 664.2	r 749.3	r 993.5	r 1,020.8	2,811.7	r 812.7	r 664.3	r 762.9	r 755.4	r 857.0
China,P.R.: Hong Kong	532	2,416.0	r 859.7	r 514.5	r 421.6	r 588.6	r 950.9	846.5	r 181.9	r 143.1	r 131.5	r 204.0	r 309.1
China,P.R.: Macao	546	3.8	r 1.4	r 2.2	r 1.6	r 1.1	r 0.8	6.1	r 1.3	r 1.0	r 0.5	r 0.1	r 1.0
Czech Republic	935	3,442.8	r 892.6	r 938.2	r 958.8	r 981.2	r 1,041.5	4,171.0	r 1,091.5	r 1,137.1	r 1,028.2	r 1,149.9	r 1,238.7
Denmark	128	3,069.9	r 745.2	r 772.2	r 848.6	r 857.9	r 860.9	1,463.1	r 447.1	r 385.1	r 451.0	r 392.9	r 459.0
Iceland	176	110.3	r 29.2	r 33.9	r 27.9	r 73.2	r 45.3	65.8	r 14.3	r 14.4	r 18.4	r 19.9	r 19.5
Israel	436	2,635.2	r 687.8	r 688.7	r 598.5	r 706.5	r 626.3	1,865.6	r 571.3	r 519.3	r 360.3	r 427.8	r 488.9
Japan	158	3,940.6	r 890.2	r 974.5	r 892.9	r 942.3	r 952.0	9,272.8	r 2,366.2	r 2,444.6	r 2,590.0	r 2,530.4	r 2,861.6
Korea, Republic of	542	1,601.2	r 446.2	r 457.4	r 427.4	r 430.9	r 566.3	2,263.8	r 650.3	r 725.2	r 750.6	r 704.5	r 722.3
New Zealand	196	247.1	r 57.3	r 62.6	r 89.7	r 70.8	r 71.8	324.9	r 29.5	r 123.2	r 145.7	r 74.4	r 37.2
Norway	142	1,840.7	r 436.2	r 469.7	r 479.7	r 480.6	r 497.8	3,762.4	r 1,182.2	r 1,143.3	r 1,205.7	r 1,425.3	r 1,613.1
San Marino	135	19.5	r 6.1	r 1.4	r 8.6	r 2.3	r 6.2	0.8	r 0.1	r 0.1	r 0.1	r 0.1	r 0.1
Singapore	576	1,747.7	r 411.7	r 384.5	r 347.3	r 386.5	r 407.0	6,201.1	r 1,332.7	r 1,183.5	r 1,153.6	r 1,241.7	r 1,550.9
Sweden	144	6,737.1	r 1,807.7	r 1,855.0	r 1,787.6	r 2,050.2	r 2,252.4	7,572.7	r 1,935.2	r 2,280.4	r 1,844.5	r 2,130.0	r 2,168.5
Switzerland	146	5,922.2	r 1,638.2	r 1,738.0	r 2,185.3	r 1,630.7	r 1,781.7	4,959.9	r 1,304.2	r 1,439.0	r 1,475.6	r 1,716.2	r 1,706.8
Taiwan Prov.of China	528	782.5	r 215.8	r 228.1	r 195.5	r 216.1	r 247.4	1,204.6	r 339.4	r 345.2	r 443.8	r 358.3	r 449.9
United Kingdom	112	35,392.3	r 9,021.4	r 8,421.2	r 9,134.7	r 9,665.5	r 10,188.9	18,078.3	r 4,394.1	r 4,876.0	r 5,518.0	r 4,872.4	r 5,405.7
United States	111	23,210.9	r 4,999.4	r 5,400.8	r 5,168.5	r 5,420.3	r 6,570.6	30,128.9	r 7,591.0	r 7,536.5	r 7,165.9	r 6,853.2	r 7,530.3
Vatican	187	0.1	r 0.0	r 0.0	r 0.0	r 0.0	0.0	r 0.0	r 0.0	r 0.0	r 0.0
Emerg. & Dev. Economies	200	73,504.7	19,546.5	21,055.1	20,830.2	21,988.0	22,477.4	80,627.7	21,593.1	22,068.8	22,140.9	23,093.7	26,376.5
Emerg. & Dev. Asia	505	20,506.3	5,412.6	5,808.1	5,292.5	5,924.5	5,981.4	29,441.1	7,649.7	7,807.7	8,411.8	7,638.9	8,796.6
American Samoa	859	0.1	r 0.0	r 0.0	0.0	r 0.0	r 0.0	r 0.0
Bangladesh	513	212.2	r 65.3	r 57.9	r 82.6	r 64.6	r 70.0	1,145.5	r 243.4	r 235.6	r 282.6	r 228.6	r 273.3
Bhutan	514	1.5	r 0.0	r 0.1	r 0.1	r 0.1	r 0.1	0.8	r 0.0	r 0.0	r 0.2
Brunei Darussalam	516	7.4	r 0.7	r 0.5	r 1.1	r 0.9	r 0.5	0.0	r 0.0	r 0.0	r 0.0	r 0.0
Cambodia	522	72.9	r 17.3	r 10.4	r 14.5	r 22.4	r 18.0	366.9	r 116.7	r 105.5	r 153.4	r 134.2	r 145.3
China,P.R.: Mainland	924	7,727.9	r 2,210.7	r 2,222.0	r 2,263.0	r 2,445.2	r 2,236.4	16,297.2	r 4,033.5	r 4,160.7	r 4,679.6	r 4,058.4	r 4,792.1
Fiji	819	2.5	r 0.8	r 0.6	r 0.8	r 0.6	r 1.1	0.0	r 0.0	r 0.0	r 0.0	r 0.0	r 0.0
F.T. French Polynesia	887	24.9	r 5.1	r 5.0	r 5.8	r 4.9	r 6.2	0.9	r 0.4	r 0.1	r 0.2	r 0.0	r 0.7
F.T. New Caledonia	839	25.4	r 5.6	r 4.6	r 6.3	r 7.3	r 8.3	37.6	r 6.0	r 20.9	r 11.4	r 14.7	r 6.3
Guam	829	0.9	r 0.2	r 0.2	r 0.3	r 0.1	r 0.3	0.0	r 0.0	r 0.0	r 0.0	r 0.0
India	534	9,013.1	r 2,238.5	r 2,543.7	r 1,949.4	r 2,253.2	r 2,697.6	4,865.2	r 1,414.9	r 1,421.8	r 1,211.5	r 1,391.8	r 1,536.1
Indonesia	536	612.6	r 131.7	r 139.6	r 163.3	r 168.9	r 150.9	1,411.0	r 405.1	r 402.8	r 410.4	r 350.6	r 444.7
Kiribati	826	0.2	r 0.1	r 0.0	r 0.0	r 0.0
Lao People's Dem.Rep	544	26.4	r 5.6	r 5.7	r 5.9	r 4.9	r 5.6	18.8	r 2.4	r 1.2	r 4.2	r 2.8	r 4.0
Malaysia	548	639.8	r 147.0	r 154.7	r 160.2	r 195.1	r 197.4	1,044.3	r 281.8	r 305.5	r 305.0	r 300.2	r 298.3
Maldives	556	8.0	r 1.9	r 1.7	r 1.7	r 1.8	r 1.7	0.8	r 0.3	r 0.2	r 0.2	r 0.7	r 0.2

Belgium (124)

In Millions of U.S. Dollars

		Exports (FOB)						Imports (CIF)					
		2016	2017Q1	2017Q2	2017Q3	2017Q4	2018Q1	2016	2017Q1	2017Q2	2017Q3	2017Q4	2018Q1
Marshall Islands	867	0.2	r 0.0	r 0.1	r 0.0	r 0.1	r 0.0	0.0	r 0.1
Mongolia	948	10.6	r 2.7	r 2.6	r 2.3	r 3.1	r 3.9	4.6	r 1.1	r 1.3	r 2.6	r 0.5	r 0.7
Myanmar	518	27.6	r 13.2	r 8.1	r 14.8	r 8.6	r 15.2	69.9	r 28.9	r 32.0	r 43.6	r 34.5	r 36.9
Nepal	558	20.0	r 6.7	r 4.4	r 3.4	r 6.3	r 6.4	2.9	r 0.8	r 1.0	r 0.8	r 0.6	r 0.8
Papua New Guinea	853	10.6	r 4.2	r 1.6	r 1.7	r 4.8	r 3.3	55.4	r 15.6	r 10.2	r 15.6	r 15.6	r 11.3
Philippines	566	406.4	r 101.5	r 133.0	r 147.2	r 112.5	r 110.6	225.3	r 50.2	r 53.4	r 56.7	r 41.1	r 45.7
Samoa	862	0.7	r 0.0	r 0.0	r 0.0	r 0.0	0.0	r 0.0	r 0.0
Solomon Islands	813	0.7	r 0.6	r 0.4	r 0.2	r 0.0	r 0.5	0.0	r 0.0	r 0.0	r 0.0	r 0.0	r 0.0
Sri Lanka	524	76.0	r 17.4	r 20.5	r 20.9	r 42.0	r 28.5	332.6	r 84.9	r 87.3	r 96.2	r 92.7	r 95.0
Thailand	578	1,068.3	r 298.5	r 314.9	r 306.3	r 415.3	r 285.0	1,614.9	r 408.7	r 438.5	r 436.0	r 364.6	r 422.2
Timor-Leste	537	0.7	r 0.3	r 0.1	r 0.1	r 0.1	r 0.0	3.0	r 0.5	r 0.5
Tonga	866	0.1	r 0.0	r 0.0	r 0.0	0.0	r 0.1	r 0.0	r 0.0	r 0.0	r 0.0
Vanuatu	846	0.4	r 0.1	r 0.0	r 0.3	r 0.0	r 0.0	0.0	r 0.0	r 0.0	r 0.1
Vietnam	582	506.4	r 136.6	r 175.4	r 139.9	r 161.4	r 133.4	1,940.0	r 554.3	r 529.1	r 701.7	r 607.3	r 682.0
Asia n.s.	598	2.0	r 0.4	r 0.2	r 0.3	r 0.4	r 0.4	3.4	r 0.1	r 0.0	r 0.0	r 0.1	r 0.6
Europe	170	24,132.5	6,632.5	6,838.8	7,235.6	7,497.6	8,044.5	22,211.0	6,902.2	6,886.1	6,208.0	7,069.3	8,413.0
Emerg. & Dev. Europe	903	18,897.6	5,166.3	5,280.7	5,753.0	5,995.1	6,412.1	13,219.4	3,779.6	3,850.0	3,801.4	4,241.2	4,487.4
Albania	914	31.0	r 7.3	r 10.5	r 9.4	r 10.1	r 7.9	11.9	r 0.4	r 0.8	r 0.5	r 0.6	r 1.4
Bosnia and Herzegovina	963	70.1	r 30.9	r 23.4	r 23.4	r 24.8	r 23.7	48.2	r 8.1	r 8.2	r 8.0	r 10.4	r 12.4
Bulgaria	918	809.6	r 184.5	r 218.8	r 221.5	r 229.7	r 247.7	740.9	r 282.9	r 286.7	r 329.8	r 417.0	r 342.4
Croatia	960	415.5	r 123.2	r 124.7	r 142.0	r 136.0	r 116.4	146.2	r 31.4	r 118.1	r 137.1	r 83.3	r 70.3
Faroe Islands	816	3.4	r 0.8	r 1.4	r 1.0	r 3.0	r 1.6	0.7	r 0.0	r 0.0	r 0.0	r 0.0	r 0.0
Gibraltar	823	147.6	r 96.2	r 35.8	r 97.2	r 142.7	r 90.9	27.9	r 5.0	r 0.2	r 2.0	r 2.7	r 1.3
Hungary	944	2,284.7	r 583.3	r 635.8	r 630.1	r 644.9	r 803.7	1,958.6	r 528.5	r 582.5	r 550.2	r 607.6	r 642.4
Kosovo	967	10.5	r 3.0	r 2.5	r 1.9	r 2.6	r 3.5	1.1	r 0.1	r 0.3	r 0.6	r 0.5	r 0.6
Macedonia, FYR	962	120.4	r 29.8	r 35.5	r 34.5	r 50.6	r 44.7	226.4	r 50.7	r 49.1	r 47.4	r 58.9	r 55.2
Montenegro	943	10.8	r 3.2	r 3.1	r 2.3	r 3.6	r 3.3	22.1	r 5.8	r 8.8	r 5.1	r 5.1	r 4.6
Poland	964	7,917.2	r 2,129.3	r 2,233.3	r 2,386.7	r 2,487.0	r 2,611.3	4,267.6	r 1,160.9	r 1,129.7	r 1,183.4	r 1,348.0	r 1,419.8
Romania	968	1,800.4	r 467.4	r 459.4	r 542.9	r 527.8	r 626.6	1,216.0	r 286.7	r 321.5	r 360.2	r 374.7	r 365.5
Serbia, Republic of	942	297.2	r 86.8	r 97.3	r 103.0	r 110.8	r 126.4	154.3	r 41.4	r 50.8	r 37.3	r 44.0	r 47.6
Turkey	186	4,979.1	r 1,420.6	r 1,399.1	r 1,557.2	r 1,621.7	r 1,704.6	4,397.4	r 1,377.6	r 1,293.4	r 1,139.6	r 1,288.5	r 1,524.0
CIS	901	5,223.1	1,461.1	1,554.9	1,478.2	1,498.3	1,628.8	8,991.2	3,122.6	3,035.8	2,406.5	2,828.1	3,925.3
Armenia	911	76.4	r 15.5	r 17.3	r 20.6	r 16.7	r 17.3	42.4	r 9.4	r 6.8	r 10.7	r 11.3	r 14.9
Azerbaijan, Rep. of	912	44.8	r 15.5	r 10.7	r 9.5	r 13.9	r 10.1	2.3	r 0.1	r 0.0	r 2.5	r 1.0	r 6.5
Belarus	913	164.3	r 32.8	r 47.7	r 51.7	r 58.0	r 52.7	102.3	r 24.9	r 33.1	r 40.7	r 31.9	r 49.7
Georgia	915	120.7	r 23.0	r 22.7	r 20.9	r 21.7	r 20.2	28.6	r 5.2	r 6.5	r 23.3	r 7.2	r 5.8
Kazakhstan	916	171.3	r 54.8	r 55.1	r 40.6	r 50.7	r 92.9	76.9	r 25.9	r 17.3	r 46.8	r 58.6	r 133.4
Kyrgyz Republic	917	17.7	r 8.3	r 7.2	r 5.1	r 4.4	r 8.9	0.8	r 0.1	r 0.2	r 0.1	r 0.2	r 0.2
Moldova	921	33.2	r 9.1	r 10.8	r 11.4	r 12.5	r 11.0	10.3	r 3.0	r 3.0	r 2.4	r 3.8	r 3.8
Russian Federation	922	3,884.3	r 1,085.5	r 1,164.3	r 1,112.2	r 1,124.0	r 1,222.8	8,363.1	r 2,968.2	r 2,866.9	r 2,124.4	r 2,528.1	r 3,606.9
Tajikistan	923	3.5	r 1.4	r 0.5	r 2.6	r 3.5	r 1.8	7.2	r 3.0	r 2.9	r 6.1	r 2.6	r 2.1
Turkmenistan	925	32.2	r 4.0	r 3.3	r 4.9	r 3.1	r 1.7	1.3	r 0.3	r 0.0	r 0.0	r 0.0	r 0.1
Ukraine	926	627.8	r 182.3	r 207.5	r 180.8	r 173.8	r 178.2	348.9	r 81.0	r 97.3	r 147.8	r 181.3	r 99.8
Uzbekistan	927	46.8	r 28.9	r 7.8	r 18.0	r 16.2	r 11.0	7.0	r 1.6	r 1.8	r 1.5	r 2.1	r 2.1
Europe n.s.	884	11.9	r 5.2	r 3.2	r 4.4	r 4.2	r 3.6	0.5	r 0.1	r 0.3	r 0.1	r 0.0	r 0.4
Mid East, N Africa, Pak	440	13,024.8	3,351.3	3,598.5	3,201.3	4,121.7	3,535.7	9,003.1	2,199.9	2,334.9	2,340.0	2,855.6	3,330.0
Afghanistan, I.R. of	512	62.1	r 21.4	r 13.5	r 14.2	r 15.4	r 11.5	0.3	r 0.1	r 2.1	r 0.0	r 0.0	r 0.1
Algeria	612	1,066.2	r 288.5	r 323.0	r 274.8	r 322.6	r 299.2	1,088.4	r 360.6	r 303.4	r 359.5	r 200.2	r 408.7
Bahrain, Kingdom of	419	91.0	r 16.0	r 18.7	r 40.8	r 20.1	r 23.5	90.5	r 20.8	r 45.9	r 31.7	r 48.5	r 12.6
Djibouti	611	23.3	r 5.4	r 9.9	r 12.6	r 24.8	r 12.2	6.2	r 0.2	r 0.0	r 0.0	r 0.1	r 0.1
Egypt	469	1,336.2	r 382.0	r 347.9	r 293.8	r 403.6	r 323.9	292.1	r 96.4	r 82.8	r 83.0	r 109.1	r 116.5
Iran, I.R. of	429	547.1	r 165.8	r 163.7	r 166.1	r 179.0	r 163.0	180.1	r 47.6	r 27.3	r 40.0	r 39.6	r 48.4
Iraq	433	252.5	r 50.3	r 52.3	r 49.6	r 51.1	r 58.9	62.8	r 0.7	r 1.8	r 83.4	r 0.4	r 0.7
Jordan	439	281.8	r 54.0	r 68.7	r 61.9	r 93.6	r 65.0	40.7	r 11.9	r 18.1	r 13.6	r 22.4	r 15.9
Kuwait	443	261.0	r 61.4	r 87.4	r 61.3	r 98.1	r 74.9	46.5	r 7.9	r 11.4	r 13.5	r 9.9	r 8.8
Lebanon	446	446.0	r 125.7	r 153.3	r 160.2	r 163.3	r 122.5	50.1	r 11.4	r 10.7	r 11.0	r 10.6	r 11.7
Libya	672	134.5	r 25.7	r 32.2	r 20.2	r 46.0	r 36.3	8.9	r 12.9	r 0.9	r 12.0	r 1.3	r 0.2
Mauritania	682	105.5	r 29.2	r 38.4	r 41.2	r 41.0	r 50.9	0.7	r 0.0	r 1.1	r 2.2	r 1.7	r 1.2
Morocco	686	946.8	r 210.9	r 256.0	r 225.9	r 314.7	r 265.2	338.3	r 95.9	r 104.0	r 87.1	r 87.5	r 96.2
Oman	449	178.1	r 43.4	r 32.0	r 32.7	r 54.3	r 49.6	13.8	r 2.3	r 3.2	r 2.5	r 5.4	r 9.6

Belgium (124)

In Millions of U.S. Dollars

		Exports (FOB)						Imports (CIF)					
		2016	2017Q1	2017Q2	2017Q3	2017Q4	2018Q1	2016	2017Q1	2017Q2	2017Q3	2017Q4	2018Q1
Pakistan	564	474.7	r 134.7	r 128.2	r 132.2	r 194.5	r 154.6	467.4	r 104.3	r 112.2	r 131.0	r 130.3	r 137.5
Qatar	453	297.8	r 80.4	r 92.1	r 83.5	r 109.6	r 103.4	747.5	r 170.6	r 156.4	r 103.4	r 114.8	r 131.1
Saudi Arabia	456	1,905.1	r 448.3	r 530.2	r 480.2	r 579.8	r 489.7	2,561.7	r 607.6	r 641.9	r 665.5	r 1,410.0	r 1,248.5
Somalia	726	6.3	r 0.5	r 0.6	r 0.8	r 1.1	r 1.1	r 0.0	r 0.1	r 0.0	r 0.0
Sudan	732	91.2	r 25.4	r 31.9	r 17.3	r 28.1	r 23.9	9.8	r 2.6	r 3.7	r 4.5	r 1.8	r 3.5
Syrian Arab Republic	463	29.1	r 8.4	r 11.3	r 10.3	r 19.9	r 13.0	1.7	r 0.5	r 0.5	r 0.8	r 0.5	r 0.6
Tunisia	744	393.1	r 103.5	r 104.7	r 92.9	r 120.4	r 128.5	322.6	r 75.9	r 70.6	r 55.7	r 69.4	r 74.8
United Arab Emirates	466	4,026.8	r 1,052.1	r 1,090.7	r 909.6	r 1,227.9	r 1,043.3	2,667.8	r 568.1	r 735.8	r 638.1	r 590.9	r 1,001.7
West Bank and Gaza	487	5.4	r 1.2	r 1.4	r 1.1	r 1.2	r 2.3	3.0	r 0.6	r 0.4	r 0.5	r 0.8	r 0.8
Yemen, Republic of	474	63.3	r 17.3	r 10.5	r 18.1	r 11.6	r 19.2	2.1	r 1.0	r 0.8	r 0.9	r 0.2	r 1.0
Sub-Saharan Africa	603	8,828.1	2,506.1	2,685.5	2,593.4	2,431.4	2,862.0	9,490.5	2,047.0	2,260.9	2,158.2	2,282.4	2,514.9
Angola	614	279.0	r 44.5	r 62.5	r 44.5	r 56.2	r 50.9	461.4	r 28.4	r 55.3	r 106.8	r 101.0	r 109.9
Benin	638	79.2	r 14.7	r 24.3	r 22.5	r 24.3	r 29.2	3.7	r 0.4	r 0.2	r 0.3	r 0.7	r 3.0
Botswana	616	142.0	r 35.8	r 36.5	r 28.4	r 18.3	r 24.5	2,122.0	r 342.5	r 431.9	r 355.5	r 358.9	r 348.7
Burkina Faso	748	93.2	r 26.0	r 31.9	r 31.1	r 28.3	r 24.2	4.9	r 0.6	r 1.1	r 0.6	r 0.3	r 0.6
Burundi	618	34.6	r 11.9	r 10.3	r 4.5	r 6.8	r 9.2	5.8	r 1.5	r 1.3	r 1.0	r 1.6	r 1.8
Cabo Verde	624	20.7	r 2.8	r 2.7	r 5.2	r 5.8	r 4.1	0.0	r 0.0	r 0.0	r 0.0	r 0.0	r 0.0
Cameroon	622	268.0	r 61.4	r 85.3	r 76.1	r 83.6	r 81.7	292.8	r 68.4	r 60.2	r 66.8	r 75.6	r 70.2
Central African Rep.	626	17.5	r 3.8	r 12.2	r 4.0	r 3.8	r 5.5	6.4	r 1.8	r 2.0	r 1.3	r 1.5	r 2.0
Chad	628	26.9	r 4.6	r 4.1	r 5.4	r 8.4	r 6.1	0.0	r 0.0	r 0.1	r 0.0	r 0.0
Comoros	632	4.2	r 1.3	r 1.3	r 0.8	r 1.3	r 0.9	0.0
Congo, Dem. Rep. of	636	391.3	r 109.4	r 136.6	r 83.3	r 119.5	r 92.3	313.7	r 73.5	r 75.7	r 52.3	r 52.6	r 60.2
Congo, Republic of	634	110.1	r 28.7	r 22.8	r 31.7	r 29.6	r 26.3	49.0	r 7.4	r 4.3	r 10.7	r 13.8	r 17.7
Côte d'Ivoire	662	326.6	r 95.8	r 105.3	r 98.6	r 95.9	r 146.5	765.1	r 172.9	r 142.2	r 187.0	r 195.4	r 133.1
Equatorial Guinea	642	31.6	r 6.0	r 10.0	r 7.1	r 6.7	r 6.4	0.2	r 0.1	r 0.5	r 0.0	r 0.0	r 0.3
Eritrea	643	11.0	r 1.2	r 3.5	r 1.1	r 0.7	r 0.8	0.1	r 0.0	r 0.0	r 0.0
Ethiopia	644	195.5	r 40.6	r 57.6	r 34.1	r 37.8	r 34.9	27.2	r 9.2	r 7.1	r 5.9	r 7.8	r 13.6
Gabon	646	129.2	r 28.1	r 38.2	r 54.8	r 42.5	r 33.3	80.8	r 15.8	r 14.4	r 13.9	r 15.2	r 18.5
Gambia, The	648	18.1	r 5.3	r 6.5	r 8.3	r 5.2	r 4.7	1.1	r 0.6	r 1.1	r 1.0	r 0.3	r 1.2
Ghana	652	290.1	r 74.2	r 91.0	r 120.4	r 108.9	r 133.8	272.6	r 49.1	r 37.7	r 45.0	r 38.7	r 27.9
Guinea	656	170.9	r 47.1	r 72.7	r 83.2	r 70.0	r 95.2	41.5	r 3.9	r 4.0	r 3.7	r 2.9	r 15.2
Guinea-Bissau	654	4.9	r 2.0	r 2.3	r 0.6	r 1.2	r 2.3	0.9	r 0.0	r 0.0	r 0.0	r 0.0
Kenya	664	165.1	r 40.4	r 39.3	r 36.0	r 35.3	r 39.3	55.1	r 12.7	r 12.8	r 14.9	r 10.6	r 10.3
Lesotho	666	3.5	r 1.1	r 0.2	r 0.9	r 0.8	r 0.3	226.4	r 70.9	r 89.3	r 47.1	r 90.2	r 147.3
Liberia	668	24.1	r 3.9	r 11.1	r 4.0	r 8.3	r 7.9	15.0	r 2.0	r 2.4	r 2.4	r 8.4	r 6.4
Madagascar	674	77.4	r 29.6	r 31.2	r 33.7	r 30.2	r 28.9	84.2	r 10.6	r 17.6	r 9.8	r 24.3	r 10.7
Malawi	676	30.1	r 15.9	r 3.2	r 16.4	r 2.0	r 8.2	125.1	r 44.9	r 58.3	r 64.8	r 26.6	r 98.5
Mali	678	150.4	r 38.7	r 36.8	r 38.9	r 34.1	r 48.4	0.6	r 0.1	r 0.7	r 0.2	r 0.1	r 6.0
Mauritius	684	103.5	r 28.1	r 21.9	r 28.4	r 32.5	r 30.0	43.1	r 9.1	r 8.3	r 11.6	r 6.3	r 9.2
Mozambique	688	65.6	r 9.3	r 10.6	r 20.0	r 10.8	r 3.9	101.3	r 33.4	r 16.1	r 7.2	r 21.8	r 43.9
Namibia	728	14.6	r 5.3	r 2.4	r 6.0	r 5.6	r 3.9	351.8	r 160.5	r 204.8	r 66.1	r 118.0	r 159.4
Niger	692	58.7	r 9.0	r 11.2	r 21.5	r 23.4	r 21.6	0.1	r 0.0	r 0.1	r 0.0	r 0.0	r 0.0
Nigeria	694	2,133.2	r 666.0	r 732.5	r 784.7	r 646.2	r 939.1	101.2	r 40.1	r 50.8	r 50.1	r 45.9	r 49.8
Rwanda	714	65.0	r 14.7	r 19.3	r 11.6	r 14.2	r 16.4	8.9	r 2.9	r 0.7	r 1.3	r 2.2	r 1.9
São Tomé & Príncipe	716	2.2	r 0.4	r 0.6	r 0.3	r 0.4	r 0.5	2.5	r 0.8	r 0.1	r 0.1	r 0.2	r 0.5
Senegal	722	323.4	r 130.9	r 108.3	r 126.0	r 173.5	r 249.0	36.5	r 11.4	r 11.4	r 11.1	r 10.6	r 61.3
Seychelles	718	8.9	r 2.3	r 3.0	r 3.0	r 4.0	r 2.8	3.8	r 0.5	r 0.2	r 1.1	r 0.1	r 1.6
Sierra Leone	724	32.5	r 11.1	r 10.8	r 14.5	r 10.4	r 8.8	120.1	r 22.5	r 35.1	r 28.9	r 45.8	r 33.7
South Africa	199	1,531.7	r 353.8	r 410.3	r 410.5	r 382.5	r 441.1	3,045.9	r 698.1	r 828.8	r 900.2	r 845.6	r 877.3
South Sudan, Rep. of	733	2.5	r 0.6	r 0.8	r 0.6	r 0.2	r 0.2	0.0	r 0.0	r 0.0
Swaziland	734	3.8	r 0.3	r 0.8	r 1.0	r 0.7	r 0.4	1.0	r 0.4	r 0.4	r 0.4	r 0.2	r 0.1
Tanzania	738	124.0	r 41.6	r 19.0	r 38.5	r 44.7	r 21.2	269.2	r 85.0	r 41.9	r 9.3	r 32.3	r 82.1
Togo	742	1,138.8	r 430.2	r 359.4	r 224.9	r 178.1	r 124.9	27.4	r 4.7	r 3.6	r 4.3	r 3.5	r 9.6
Uganda	746	57.3	r 8.3	r 13.8	r 8.3	r 23.1	r 25.9	59.6	r 19.6	r 15.8	r 20.0	r 22.5	r 21.0
Zambia	754	41.1	r 9.8	r 11.9	r 13.5	r 13.9	r 13.2	304.7	r 15.2	r 10.0	r 41.4	r 95.2	r 45.0
Zimbabwe	698	25.9	r 9.6	r 9.7	r 4.6	r 1.7	r 13.0	57.7	r 25.3	r 12.7	r 13.8	r 5.8	r 15.6
Africa n.s.	799	0.0	r 0.0	r 0.0	r 0.0	r 0.3	0.0	r 0.0	r 0.0
Western Hemisphere	205	7,012.9	1,644.0	2,124.2	2,507.4	2,012.9	2,053.7	10,481.9	2,794.4	2,779.2	3,022.9	3,247.5	3,321.9
Anguilla	312	0.4	r 0.0	r 0.1	r 1.2	r 0.1	r 0.0	r 0.1
Antigua and Barbuda	311	1.0	r 0.1	r 0.2	r 0.5	r 0.4	r 0.6	0.7	r 3.6	r 0.0	r 0.0

Belgium (124)

In Millions of U.S. Dollars

		Exports (FOB)						Imports (CIF)					
		2016	2017Q1	2017Q2	2017Q3	2017Q4	2018Q1	2016	2017Q1	2017Q2	2017Q3	2017Q4	2018Q1
Argentina	213	559.7	r 101.7	r 256.6	r 201.1	r 165.8	r 134.4	388.4	r 113.2	r 69.1	r 76.2	r 131.5	r 136.7
Aruba	314	2.9	r 0.5	r 0.8	r 0.5	r 0.7	r 0.8	0.3	r 0.0	r 0.0	r 0.0	r 0.0
Bahamas, The	313	3.2	r 0.8	r 0.7	r 1.2	r 0.8	r 0.9	19.9	r 1.4	r 5.8	r 0.0	r 5.5	r 1.4
Barbados	316	3.5	r 0.8	r 1.2	r 0.9	r 1.2	r 0.8	0.0	r 0.0	r 0.0	r 0.0	r 0.0	r 0.0
Belize	339	2.1	r 0.6	r 0.4	r 0.6	r 0.6	r 0.5	0.2	r 0.0	r 0.1	r 0.6	r 0.8	r 1.2
Bermuda	319	1.6	r 0.2	r 0.1	r 0.1	r 0.2	r 0.1	0.0	r 0.0	r 0.0	r 0.0	r 0.0	r 0.1
Bolivia	218	34.0	r 9.2	r 11.0	r 7.6	r 6.7	r 9.8	177.4	r 56.6	r 55.7	r 21.8	r 34.2	r 51.1
Brazil	223	2,898.2	r 678.4	r 969.3	r 1,410.0	r 955.6	r 1,014.1	2,943.9	r 759.6	r 692.1	r 761.0	r 791.7	r 761.0
Chile	228	479.3	r 121.2	r 126.5	r 134.8	r 146.5	r 157.1	568.2	r 138.3	r 151.9	r 151.0	r 143.8	r 163.1
Colombia	233	400.9	r 107.4	r 109.1	r 108.7	r 119.1	r 115.4	521.3	r 182.4	r 158.5	r 138.2	r 151.2	r 138.6
Costa Rica	238	66.2	r 10.3	r 9.9	r 11.6	r 11.2	r 9.1	588.0	r 198.1	r 206.2	r 181.2	r 187.0	r 202.4
Curacao	354	9.7	r 1.6	r 3.1	r 2.2	r 2.8	r 2.7	13.5	r 1.9	r 2.8	r 8.0	r 16.0	r 2.1
Dominica	321	1.0	r 0.4	r 0.8	r 0.1	r 0.1	r 0.2	0.0	r 0.1	r 0.0	r 0.7	r 0.0	r 6.2
Dominican Republic	243	86.2	r 33.3	r 18.9	r 25.3	r 21.1	r 22.2	197.8	r 45.5	r 54.2	r 44.8	r 46.4	r 37.5
Ecuador	248	100.1	r 23.8	r 28.6	r 28.2	r 28.7	r 28.2	261.8	r 81.9	r 68.6	r 61.0	r 63.7	r 86.7
El Salvador	253	20.9	r 6.3	r 5.6	r 8.3	r 5.6	r 5.7	11.3	r 3.5	r 3.3	r 2.0	r 1.9	r 3.8
Falkland Islands	323	0.0	r 0.0	r 0.2	r 0.0	r 0.0	0.0	r 0.2
Greenland	326	1.3	r 0.3	r 0.5	r 0.5	r 0.5	r 0.4	0.0	r 0.0	r 0.0
Grenada	328	0.5	r 0.1	r 0.2	r 0.2	r 0.4	r 0.6	0.2	r 0.1	r 0.0	r 0.0	r 0.0	r 0.1
Guatemala	258	53.6	r 10.1	r 22.2	r 8.3	r 15.3	r 9.6	90.0	r 21.8	r 23.6	r 9.4	r 10.1	r 11.6
Guyana	336	7.3	r 0.9	r 0.9	r 1.8	r 2.0	r 4.7	37.6	r 12.7	r 12.5	r 26.4	r 38.0	r 26.1
Haiti	263	17.9	r 3.1	r 4.9	r 4.7	r 6.6	r 4.4	9.0	r 2.1	r 6.2	r 2.4	r 1.2	r 1.2
Honduras	268	51.5	r 3.1	r 5.0	r 7.6	r 6.4	r 4.9	111.8	r 42.0	r 47.8	r 48.0	r 33.1	r 38.3
Jamaica	343	36.2	r 6.5	r 10.8	r 7.4	r 4.6	r 5.3	5.9	r 0.3	r 0.5	r 1.2	r 0.7	r 1.2
Mexico	273	1,418.7	r 364.9	r 349.9	r 370.1	r 340.5	r 351.9	3,418.5	r 767.5	r 923.7	r 1,197.5	r 1,241.3	r 1,334.2
Montserrat	351	0.2	r 0.1	r 0.0	r 0.0	r 0.3	0.5	r 0.1	r 0.1	r 0.1	r 0.1	r 0.1
Nicaragua	278	19.6	r 6.2	r 2.2	r 5.5	r 1.7	r 2.9	47.4	r 6.9	r 8.1	r 13.6	r 17.7	r 11.2
Panama	283	143.7	r 33.4	r 34.9	r 30.8	r 35.8	r 40.2	8.6	r 2.6	r 1.9	r 1.1	r 2.3	r 6.4
Paraguay	288	37.6	r 10.1	r 6.2	r 11.6	r 8.5	r 11.4	4.9	r 1.5	r 1.2	r 1.2	r 1.9	r 1.8
Peru	293	211.3	r 54.3	r 66.8	r 53.4	r 60.0	r 62.8	630.1	r 205.4	r 126.6	r 113.7	r 223.3	r 148.9
Sint Maarten	352	2.9	r 1.1	r 0.5	r 0.3	r 0.5	r 0.7	32.5	r 7.8	r 29.2	r 25.8	r 3.7
St. Kitts and Nevis	361	0.6	r 0.1	r 0.2	r 0.1	r 0.2	r 0.3	0.1	r 0.0	r 0.1	r 0.1	r 0.0	r 0.0
St. Lucia	362	1.7	r 0.3	r 0.5	r 1.3	r 0.3	r 0.9	0.0
St. Vincent & Grens.	364	0.2	r 0.0	r 0.2	r 0.1	r 0.0	r 0.1	0.0	r 0.0	r 0.0
Suriname	366	21.1	r 5.9	r 7.9	r 6.0	r 6.5	r 7.5	156.9	r 45.4	r 42.0	r 54.4	r 53.0	r 40.0
Trinidad and Tobago	369	35.1	r 8.9	r 9.6	r 10.6	r 9.5	r 15.8	108.4	r 41.2	r 47.9	r 46.4	r 37.1	r 90.6
Uruguay	298	144.0	r 20.8	r 36.0	r 26.1	r 39.4	r 15.3	16.3	r 4.9	r 4.0	r 6.3	r 5.4	r 4.3
Venezuela, Rep. Bol.	299	132.8	r 16.8	r 21.1	r 17.8	r 6.6	r 10.8	109.7	r 48.5	r 31.6	r 28.5	r 4.5	r 13.3
Western Hem. n.s.	399	4.2	r 0.6	r 0.8	r 0.2	r 0.4	r 0.6	0.5	r 0.8	r 0.2	r 0.0	r 0.0	r 0.6
Other Countries n.i.e	910	63.0	21.3	24.7	28.8	18.6	20.9	32.9	3.4	8.5	14.6	8.5	8.5
Cuba	928	59.1	r 21.3	r 24.7	r 28.8	r 18.6	r 20.9	32.9	r 3.4	r 8.5	r 14.6	r 8.5	r 8.5
Korea, Dem. People's Rep.	954	4.0	r 0.1	r 0.0	r 0.0	r 0.0	0.0	r 0.0	r 0.0	r 0.0	r 0.0	r 0.0
Special Categories	899	2,381.5	r 679.0	r 762.3	r 907.3	r 997.3	r 971.7	14.7	r 9.6	r 1.6	r 0.0
Countries & Areas n.s.	898	0.3	r 0.2	r 0.0	r 0.3	r 0.1	r 0.2	406.8	r 6.4	r 0.0	r 0.0
Memorandum Items													
Africa	605	11,457.8	3,168.7	3,449.1	3,258.3	3,283.9	3,642.8	11,256.5	2,582.2	2,743.6	2,667.3	2,643.2	3,099.3
Middle East	405	9,855.7	2,532.0	2,692.4	2,389.5	3,059.1	2,588.5	6,769.5	1,560.4	1,738.0	1,699.9	2,364.4	2,608.1
European Union	998	286,779.8	74,698.6	75,813.2	77,450.9	81,886.5	88,449.7	241,910.2	63,301.0	64,129.9	64,347.6	69,602.6	75,381.2
Export earnings: fuel	080	16,379.8	4,354.4	4,716.9	4,406.8	4,853.2	4,931.5	17,788.3	5,297.5	5,301.3	4,601.9	5,475.3	7,194.6
Export earnings: nonfuel	092	381,832.8	98,847.5	101,420.7	103,046.8	108,496.0	116,925.8	361,289.3	94,038.5	95,124.0	95,724.6	100,853.4	110,155.7

Belize (339)

In Millions of U.S. Dollars

		Exports (FOB)						Imports (CIF)					
		2016	2017Q1	2017Q2	2017Q3	2017Q4	2018Q1	2016	2017Q1	2017Q2	2017Q3	2017Q4	2018Q1
IFS World	
World	001	201.0	65.1	73.1	49.8	34.9	52.8	952.7	215.8	231.4	220.9	245.2	214.4
Advanced Economies	110	155.3	50.7	58.5	37.5	23.4	38.1	445.5	99.9	107.9	95.4	121.4	105.8
Euro Area	163	30.5	6.5	9.6	20.8	4.8	6.0	23.2	5.0	9.0	5.8	8.1	6.1
Austria	122	3.7	r 0.8	r 0.7	r 0.9	r 0.7	r 0.9
Belgium	124	0.0	1.2	r 0.3	r 0.4	r 0.2	r 0.4	r 0.4
Estonia	939	0.0	r 0.0	r 0.1
Finland	172	0.0	r 0.0	r 0.0	r 0.0	r 0.6
France	132	0.3	r 0.3	r 0.1	r 0.0	r 0.5	r 0.5	1.1	r 0.2	r 0.1	r 0.2	r 0.5	r 0.5
Germany	134	2.0	r 0.8	r 1.0	r 0.0	r 0.0	r 0.8	6.5	r 1.2	r 1.2	r 0.9	r 1.0	r 2.3
Greece	174	0.1	r 0.0	r 0.0
Ireland	178	11.3	r 3.8	r 2.7	r 2.6	r 3.3	r 2.7	0.7	r 0.1	r 0.2	r 0.2	r 0.2	r 0.2
Italy	136	r 14.2	1.0	r 0.4	r 0.3	r 0.4	r 0.5	r 0.1
Luxembourg	137	r 0.0	r 0.2
Netherlands	138	11.5	r 1.2	r 5.4	r 2.2	r 0.8	r 1.5	7.0	r 1.4	r 1.3	r 1.8	r 2.5	r 1.4
Portugal	182	0.2	r 0.1	r 0.0	0.0	r 0.0	r 0.0	r 0.3	r 0.0
Spain	184	5.2	r 0.4	r 0.5	r 1.9	r 0.3	r 0.6	1.7	r 0.4	r 4.7	r 0.8	r 1.7	r 0.4
Australia	193	0.3	r 0.1	r 0.2	0.3	r 0.0	r 0.0	r 0.0	r 0.0	r 0.3
Canada	156	0.5	r 0.0	r 0.3	r 0.1	r 0.0	r 0.2	9.1	r 2.6	r 3.3	r 1.6	r 2.6	r 1.2
China,P.R.: Hong Kong	532	0.9	r 0.1	r 0.5	16.0	r 3.2	r 3.4	r 5.7	r 7.4	r 4.5
Czech Republic	935	0.4	r 0.0	r 0.0	r 0.0	r 0.1
Denmark	128	3.2	r 0.9	r 0.8	r 0.9	r 0.7	r 0.9
Israel	436	0.6	r 0.2	r 0.3	r 0.0	r 0.1	r 0.4
Japan	158	1.1	r 0.1	r 0.6	r 0.4	r 0.2	r 0.3	6.6	r 0.9	r 1.3	r 0.8	r 1.9	r 1.3
Korea, Republic of	542	0.0	7.8	r 2.8	r 3.1	r 1.0	r 1.8	r 1.4
New Zealand	196	0.4	r 0.0	r 0.2	r 0.1	r 0.1	r 0.2
Norway	142	0.0	r 0.0	r 0.1	r 0.0	r 0.1	r 0.2
Singapore	576	0.2	r 0.0	r 0.1	r 0.0	0.8	r 0.3	r 0.3	r 0.5	r 0.5	r 0.2
Sweden	144	r 0.0	0.4	r 0.0	r 0.0	r 0.0	r 0.4
Switzerland	146	0.1	2.4	r 0.3	r 1.4	r 0.9	r 1.0	r 0.5
Taiwan Prov.of China	528	1.0	r 0.5	r 0.3	r 0.3	r 0.2	r 0.6	5.2	r 0.9	r 1.5	r 1.8	r 1.9	r 0.7
United Kingdom	112	69.3	r 31.6	r 27.7	r 6.7	r 9.6	r 23.1	12.7	r 2.0	r 2.2	r 3.5	r 3.9	r 2.6
United States	111	51.4	r 11.7	r 20.0	r 8.7	r 8.5	r 7.8	356.5	r 80.7	r 81.2	r 72.7	r 90.9	r 85.7
Emerg. & Dev. Economies	200	45.6	14.3	14.6	12.2	11.5	14.7	507.2	115.9	123.4	125.5	123.8	108.6
Emerg. & Dev. Asia	505	1.8	1.3	1.0	0.5	0.5	0.3	139.3	25.6	27.3	35.7	38.0	29.3
Bangladesh	513	r 0.0	0.3	r 0.1	r 0.0	r 0.1
Cambodia	522	0.1	r 0.0	r 0.0
China,P.R.: Mainland	924	r 0.0	r 0.0	r 0.0	r 0.1	111.6	r 19.9	r 20.6	r 30.4	r 31.8	r 24.7
India	534	0.1	r 1.0	r 0.2	r 0.0	r 0.2	12.8	r 3.1	r 3.8	r 2.4	r 3.5	r 2.7
Indonesia	536	r 0.0	2.1	r 0.2	r 0.1	r 0.1	r 0.2	r 0.4
Lao People's Dem.Rep	544	0.2	r 0.1
Malaysia	548	3.0	r 0.5	r 0.8	r 0.6	r 0.9	r 0.4
Myanmar	518	r 0.1
Philippines	566	1.1	r 0.6	r 0.1	r 0.4	r 0.5	r 0.3
Sri Lanka	524	0.2	0.2	r 0.1	r 0.0	r 0.1	r 0.0	r 0.1
Thailand	578	0.7	r 0.8	r 0.1	4.0	r 0.4	r 1.0	r 0.7	r 0.4	r 0.5
Vietnam	582	0.8	r 0.3	r 0.3	r 0.4	3.8	r 0.7	r 0.8	r 1.0	r 0.6	r 0.3
Europe	170	0.1	0.1	5.0	3.4	0.1	1.1	0.3	0.9	0.4
Emerg. & Dev. Europe	903	0.1	0.1	5.0	3.3	0.1	1.1	0.3	0.9	0.4
Bulgaria	918	0.8	r 0.0	r 0.5	r 0.0	r 0.5
Gibraltar	823	0.8	r 0.0
Poland	964	0.1	r 0.0	r 0.0	r 0.0	r 0.3
Romania	968	r 5.0	0.0	r 0.0
Turkey	186	0.1	r 0.1	1.5	r 0.1	r 0.6	r 0.2	r 0.3	r 0.1
CIS	901	0.1	0.0	0.0	0.0	0.0
Russian Federation	922	0.1	r 0.0	r 0.0
Mid East, N Africa, Pak	440	1.8	0.1	0.2	0.0	5.8	0.5	1.2	0.6	1.4	0.5
Egypt	469	0.4	r 0.1	r 0.0
Jordan	439	r 0.1
Kuwait	443	0.1

Belize (339)

In Millions of U.S. Dollars

		Exports (FOB)						Imports (CIF)					
		2016	2017Q1	2017Q2	2017Q3	2017Q4	2018Q1	2016	2017Q1	2017Q2	2017Q3	2017Q4	2018Q1
Pakistan	564	0.5	0.1	r 0.0	r 0.0	r 0.0
Saudi Arabia	456	0.2	r 0.1	0.0	r 0.0	r 0.0
United Arab Emirates	466	0.8	r 0.1	5.7	r 0.4	r 1.2	r 0.6	r 1.3	r 0.4
Sub-Saharan Africa	603	0.0	0.0	1.4	0.2	0.4	0.4	0.1	0.1
Mozambique	688	r 0.0	0.1	r 0.0	r 0.0	r 0.0
South Africa	199	1.3	r 0.2	r 0.4	r 0.4	r 0.1	r 0.1
Western Hemisphere	205	42.0	12.8	8.5	11.7	10.9	14.4	357.3	89.5	93.5	88.4	83.5	78.5
Antigua and Barbuda	311	0.1	r 0.0	r 0.0	r 0.0	r 0.1	0.2	r 0.2	r 0.0
Argentina	213	0.9	r 0.2	r 0.0	r 0.2	r 0.3	r 0.3
Barbados	316	13.3	r 5.9	r 0.4	r 3.1	r 3.7	r 4.4	1.7	r 0.2	r 0.2	r 0.2	r 0.3	r 0.2
Brazil	223	6.1	r 1.7	r 1.8	r 1.2	r 1.6	r 1.5
Chile	228	r 0.0	3.1	r 0.6	r 0.9	r 0.8	r 0.7	r 0.5
Colombia	233	3.0	r 0.7	r 0.7	r 0.9	r 0.6	r 0.5
Costa Rica	238	0.0	r 0.0	r 0.0	11.9	r 2.9	r 3.0	r 2.0	r 3.2	r 1.8
Curacao	354	70.7	r 20.5	r 20.3	r 21.4	r 11.7	r 15.1
Dominica	321	0.0	r 0.1	0.6	r 0.1	r 0.1	r 0.1	r 0.1
Dominican Republic	243	0.1	r 0.0	r 0.1	r 0.0	2.4	r 0.1	r 0.1	r 1.4	r 0.6	r 0.1
Ecuador	248	0.2	r 0.1	r 0.1	r 0.1	r 0.2	r 0.1
El Salvador	253	0.2	r 0.0	r 0.1	r 0.2	r 0.0	9.8	r 3.6	r 2.8	r 2.8	r 3.1	r 3.4
Grenada	328	0.0	r 0.0	r 0.0	r 0.1	1.6	r 0.4	r 0.4	r 0.2	r 0.1	r 0.2
Guatemala	258	2.8	r 0.7	r 0.8	r 0.8	r 2.1	r 2.2	66.9	r 14.9	r 17.1	r 15.0	r 16.4	r 15.1
Guyana	336	1.0	r 0.2	r 0.3	r 0.2	r 0.4	r 0.1	0.9	r 0.4	r 0.3	r 0.1	r 0.6	r 0.1
Haiti	263	0.2	r 0.2	r 0.3	r 0.1	0.0
Honduras	268	0.1	r 0.0	r 0.0	r 0.0	r 0.0	17.1	r 5.4	r 5.7	r 5.3	r 5.0	r 4.8
Jamaica	343	13.5	r 3.8	r 3.7	r 4.7	r 2.7	r 3.6	7.0	r 1.6	r 1.6	r 1.4	r 1.6	r 1.0
Mexico	273	0.3	r 0.2	r 0.1	r 0.0	r 0.3	r 0.8	103.3	r 24.4	r 25.7	r 25.2	r 26.6	r 23.2
Nicaragua	278	0.4	r 0.2	r 0.1	r 0.1	r 0.0	r 0.1
Panama	283	0.2	r 0.0	r 0.0	r 0.0	r 0.0	31.8	r 8.2	r 8.4	r 5.8	r 7.4	r 7.5
Paraguay	288	1.1	r 0.0	r 0.1	r 0.0	r 0.0
Peru	293	0.1	0.6	r 0.1	r 0.2	r 0.1	r 0.1	r 0.1
St. Kitts and Nevis	361	0.1	r 0.0	r 0.0	r 0.0	r 0.0	0.6	r 0.1	r 0.1	r 0.1	r 0.1	r 0.1
St. Lucia	362	0.1	r 0.0	r 0.0	r 0.0	r 0.0	r 0.1	1.6	r 0.2	r 0.4	r 0.3	r 0.4	r 0.4
St. Vincent & Grens.	364	0.0	r 0.0	1.7	r 0.4	r 0.3	r 0.0	r 0.2
Suriname	366	0.0	r 0.0	r 0.1	r 0.3	r 0.3	0.0
Trinidad and Tobago	369	9.8	r 1.6	r 2.4	r 2.3	r 1.3	r 3.0	11.0	r 2.4	r 2.6	r 3.4	r 2.7	r 2.6
Uruguay	298	1.1	r 0.4	r 0.1	r 0.3	r 0.1	r 0.2
Other Countries n.i.e	910	0.1	0.0	0.0	0.0	0.0
Cuba	928	0.1	r 0.0	r 0.0	r 0.0
Memorandum Items													
Africa	605	0.0	0.0	1.4	0.2	0.4	0.4	0.2	0.1
Middle East	405	1.3	0.1	0.2	0.0	5.8	0.4	1.2	0.6	1.3	0.5
European Union	998	99.8	38.2	42.3	27.5	14.5	29.1	40.9	8.0	12.5	10.3	13.6	9.8
Export earnings: fuel	080	10.8	1.6	2.6	2.3	1.3	3.0	20.1	3.6	4.5	5.0	4.7	3.6
Export earnings: nonfuel	092	190.2	63.5	70.5	47.5	33.6	49.8	932.7	212.2	226.8	215.9	240.5	210.9

Benin (638)

In Millions of U.S. Dollars

		Exports (FOB)						Imports (CIF)					
		2016	2017Q1	2017Q2	2017Q3	2017Q4	2018Q1	2016	2017Q1	2017Q2	2017Q3	2017Q4	2018Q1
IFS World		368.9	157.2	278.0	2,172.6	568.1	575.2
World	001	441.6	73.6	190.9	205.1	106.4	185.6	2,630.5	543.9	730.5	782.3	656.5	731.9
Advanced Economies	110	52.5	9.8	12.5	17.2	19.8	20.6	890.5	159.6	199.6	203.6	211.5	219.6
Euro Area	163	25.8	3.8	4.1	3.9	6.7	8.0	668.3	117.8	150.9	153.7	157.7	160.7
Austria	122	0.0	r 0.0	r 0.0	r 0.0	r 0.0	0.5	r 0.1	r 0.1	r 0.1	r 0.2	r 0.2
Belgium	124	4.5	r 0.5	r 0.3	r 0.3	r 0.9	r 3.6	122.6	r 22.1	r 33.1	r 28.0	r 28.0	r 31.2
Cyprus	423	r 0.0	0.0	r 0.0	r 0.1	r 0.1	r 0.2
Estonia	939	0.1	r 0.0	r 0.0	r 0.0	r 0.0	r 0.0
Finland	172	0.0	r 0.0	r 0.0	r 0.0	r 0.0	r 0.0	1.5	r 0.0	r 0.2	r 0.0	r 0.1	r 0.0
France	132	8.4	r 1.4	r 1.6	r 1.4	r 1.6	r 1.6	264.9	r 45.9	r 57.5	r 58.8	r 64.2	r 60.9
Germany	134	1.1	r 0.3	r 0.1	r 0.1	r 0.2	r 0.3	52.0	r 7.0	r 8.9	r 7.8	r 10.2	r 7.7
Greece	174	0.0	r 0.0	r 0.0	r 0.0	r 0.0	r 0.0	2.4	r 0.0	r 2.2	r 0.1	r 0.1	r 0.2
Ireland	178	0.0	r 0.0	r 0.0	r 0.0	r 0.0	2.7	r 0.7	r 1.1	r 0.3	r 0.2	r 0.5
Italy	136	3.9	r 0.8	r 1.1	r 0.4	r 0.7	r 0.8	25.8	r 4.6	r 6.9	r 6.5	r 5.8	r 7.4
Latvia	941	0.1	r 0.0	r 0.1	r 0.0	r 0.0	r 0.0
Lithuania	946	0.0	r 0.0	r 0.0	2.9	r 0.2	r 0.6	r 1.0	r 1.2	r 1.0
Luxembourg	137	r 0.0	r 0.0	0.1	r 0.0	r 0.0	r 0.0	r 0.0	r 0.0
Netherlands	138	3.5	r 0.6	r 0.5	r 0.5	r 2.4	r 1.1	125.3	r 26.7	r 24.0	r 31.1	r 32.6	r 30.2
Portugal	182	1.3	r 0.0	r 0.4	r 0.2	r 0.5	r 0.6	13.6	r 2.1	r 2.4	r 2.8	r 2.3	r 0.7
Slovak Republic	936	0.4	r 0.2	r 0.3	r 0.3	r 0.4	r 0.4
Spain	184	3.0	r 0.1	r 0.1	r 0.9	r 0.3	r 0.0	53.1	r 8.1	r 13.6	r 16.7	r 12.3	r 20.1
Australia	193	0.0	r 0.0	r 0.0	0.7	r 0.3	r 0.1	r 0.3	r 0.2	r 0.3
Canada	156	0.4	r 0.0	r 0.0	r 0.1	r 0.2	r 0.1	6.8	r 1.6	r 2.8	r 2.5	r 2.6	r 2.8
China,P.R.: Hong Kong	532	1.3	r 0.3	r 0.7	r 0.4	r 0.3	r 0.8	10.0	r 1.1	r 1.0	r 0.7	r 0.8	r 0.6
Czech Republic	935	0.0	r 0.0	r 0.0	0.2	r 0.0	r 0.1	r 0.1	r 0.1	r 0.1
Denmark	128	8.4	r 0.0	r 3.2	r 5.9	r 3.1	r 2.2	7.4	r 1.4	r 1.3	r 1.4	r 1.6	r 2.0
Iceland	176	1.6	r 0.4	r 0.2	r 0.6	r 0.2	r 0.5
Israel	436	0.1	r 0.0	r 0.0	r 0.0	r 0.0	r 0.0
Japan	158	0.1	r 0.0	r 0.0	r 0.0	r 0.0	r 0.0	9.8	r 1.4	r 2.0	r 2.1	r 2.4	r 3.7
Korea, Republic of	542	2.9	r 0.6	r 0.2	r 0.6	r 1.8	r 2.5	16.8	r 4.6	r 4.8	r 8.0	r 6.7	r 8.6
New Zealand	196	r 0.0	r 0.1	r 0.0	0.2	r 0.0	r 0.0	r 0.0	r 0.0
Norway	142	10.5	r 0.7	r 0.6	r 0.3	r 0.8	r 0.7
Singapore	576	2.7	r 0.0	r 0.8	r 0.1	r 0.8	r 0.1	25.0	r 4.1	r 6.4	r 4.2	r 8.0	r 8.0
Sweden	144	0.0	r 0.0	r 0.0	r 0.0	r 0.0	r 0.0	11.3	r 2.2	r 1.4	r 1.7	r 4.5	r 3.3
Switzerland	146	3.5	r 0.7	r 0.9	r 0.9	r 1.2	r 0.6	29.5	r 3.3	r 3.8	r 3.6	r 4.0	r 3.4
Taiwan Prov.of China	528	0.3	0.3	r 0.1	r 0.1	r 0.1	r 0.1	r 0.1
United Kingdom	112	0.1	r 0.0	r 0.0	r 0.0	r 0.0	r 0.0	33.5	r 4.9	r 7.9	r 7.3	r 7.0	r 6.1
United States	111	7.0	r 4.3	r 2.5	r 5.3	r 5.6	r 6.2	58.7	r 15.8	r 16.1	r 17.0	r 14.7	r 18.8
Emerg. & Dev. Economies	200	389.0	63.8	178.4	187.9	86.5	165.0	1,739.9	384.3	530.8	578.7	445.0	512.2
Emerg. & Dev. Asia	505	207.1	23.7	99.4	102.3	39.9	113.3	1,023.2	219.0	300.9	372.1	246.8	275.9
Bangladesh	513	41.9	r 11.8	r 46.0	r 53.8	r 21.4	r 94.7	0.1	r 0.1	r 0.0	r 0.0	r 0.0
China,P.R.: Mainland	924	27.3	r 3.5	r 14.8	r 18.7	r 8.2	r 6.6	221.4	r 40.7	r 55.1	r 52.9	r 51.7	r 44.5
India	534	63.1	r 4.8	r 30.0	r 21.9	r 6.3	r 8.2	391.7	r 96.7	r 122.2	r 166.1	r 60.7	r 84.0
Indonesia	536	4.5	r 0.9	r 0.9	r 0.7	r 0.2	r 0.5	12.2	r 4.0	r 2.9	r 4.2	r 1.2	r 3.1
Malaysia	548	54.0	66.5
Marshall Islands	867	0.2	r 0.0	r 0.1	r 0.1	r 0.0	r 0.1
Myanmar	518	0.3	r 0.0	r 0.1	r 0.1	r 0.1	r 0.1
Nepal	558	e 0.3	e 0.4	e 0.4	e 0.4	e 0.4	e 0.5	0.0	r 0.0	r 0.0	r 0.0	r 0.0	r 0.0
Philippines	566	0.0	r 0.2	r 0.1	r 0.0	r 0.0
Sri Lanka	524	0.3	0.5	r 0.1	r 0.0	r 0.1	r 0.1	r 0.3
Thailand	578	2.1	r 0.9	r 1.1	r 0.7	r 0.9	r 0.2	326.5	r 76.4	r 119.5	r 147.5	r 131.9	r 142.9
Vietnam	582	13.2	r 1.4	r 6.0	r 6.1	r 2.6	r 2.6	3.0	r 0.6	r 0.8	r 0.9	r 0.8	r 0.8
Asia n.s.	598	1.2	r 0.2	r 0.3	r 0.3	r 0.3	r 0.3
Europe	170	51.3	26.1	22.9	32.6	17.9	16.1	82.9	29.7	37.3	32.1	34.7	34.2
Emerg. & Dev. Europe	903	11.9	0.3	0.3	18.7	4.6	2.8	54.7	11.2	15.9	17.9	19.9	19.6
Albania	914	8.9	0.1
Bosnia and Herzegovina	963	r 0.0	r 0.0	0.1
Bulgaria	918	0.0	r 0.0	r 0.0	0.4	r 0.1	r 0.2	r 0.2	r 0.2	r 0.2
Croatia	960	r 0.0	0.1	r 0.0	r 0.0	r 0.0	r 0.1
Gibraltar	823	0.2	r 0.0	r 0.1	r 0.1	r 0.0	r 0.0

Benin (638)

In Millions of U.S. Dollars

		Exports (FOB)						Imports (CIF)					
		2016	2017Q1	2017Q2	2017Q3	2017Q4	2018Q1	2016	2017Q1	2017Q2	2017Q3	2017Q4	2018Q1
Hungary	944	0.5	r 0.2	r 0.2	r 0.3	r 0.2	r 0.4
Poland	964	0.0	r 0.0	r 0.0	r 0.0	r 0.0	r 0.0	18.7	r 4.9	r 6.3	r 5.7	r 4.9	r 6.2
Romania	968	0.5	r 0.2	r 0.1	r 1.3	r 0.0	r 0.1
Turkey	186	3.0	r 0.2	r 0.2	r 18.6	r 4.6	r 2.8	33.9	r 5.6	r 9.1	r 10.3	r 14.4	r 12.8
CIS	901	39.3	25.8	22.6	14.0	13.3	13.3	28.3	18.5	21.3	14.2	14.9	14.6
Azerbaijan, Rep. of	912	e 0.2
Belarus	913	e 32.8	e 12.5	e 9.3	e 0.7
Russian Federation	922	0.2	r 0.0	r 0.0	r 0.0	r 0.0	r 0.0	26.7	r 15.4	r 21.0	r 14.0	r 14.8	r 14.1
Ukraine	926	6.1	r 13.3	r 13.3	r 13.3	r 13.3	r 13.3	1.5	r 3.1	r 0.3	r 0.1	r 0.1	r 0.5
Mid East, N Africa, Pak	440	27.9	3.3	11.7	7.5	3.8	11.9	190.8	43.8	67.7	52.0	47.0	74.9
Algeria	612	2.2	r 0.0	r 1.6	r 0.5	r 0.7	r 0.8
Bahrain, Kingdom of	419	0.0	r 0.0	r 0.0	r 0.0	r 0.0	r 0.0	0.1	r 0.0	r 0.0	r 0.0	r 0.0	r 0.0
Djibouti	611	0.0	r 0.0	r 0.0	r 0.0	r 0.0	r 0.0	0.5	r 0.1	r 0.1	r 0.1	r 0.1	r 0.1
Egypt	469	13.5	r 1.4	r 6.1	r 6.3	r 2.6	r 2.7	4.0	r 0.8	r 1.1	r 1.2	r 1.0	r 1.1
Iran, I.R. of	429	1.0	r 0.2	r 0.3	r 0.3	r 0.3	r 0.3
Kuwait	443	0.0	r 0.0	r 0.0	r 0.0	r 0.0	r 0.0	0.4	r 0.1	r 0.1	r 0.1	r 0.1	r 0.1
Lebanon	446	0.3	r 0.1	r 0.1	r 0.0	r 0.0	r 0.0	6.2	r 0.6	r 0.7	r 0.5	r 0.5	r 0.7
Libya	672	0.0	r 0.0	r 0.0	r 0.0	r 0.0	r 0.0	0.2	r 0.0	r 0.1	r 0.1	r 0.1	r 0.1
Mauritania	682	0.4	r 0.0	r 0.2	r 0.2	r 0.1	r 0.1	35.9	r 7.2	r 9.4	r 9.5	r 8.1	r 7.9
Morocco	686	0.2	r 0.0	r 0.1	r 0.0	r 0.0	r 0.0	40.0	r 14.4	r 29.9	r 7.5	r 10.5	r 34.1
Pakistan	564	7.1	r 0.5	r 3.8	r 0.5	r 0.5	r 8.5	20.4	r 4.3	r 3.6	r 7.2	r 4.8	r 8.5
Qatar	453	0.2	r 0.1	r 0.0	r 0.0	r 0.1	r 0.2
Saudi Arabia	456	0.5	r 0.1	r 0.1	r 0.1	r 0.1	r 0.1	10.7	r 2.3	r 2.3	r 3.2	r 2.3	r 2.2
Tunisia	744	0.6	r 0.5	r 0.5	4.4	r 0.9	r 1.0	r 2.9	r 1.7	r 1.7
United Arab Emirates	466	5.1	r 0.6	r 0.7	r 0.4	r 0.4	r 0.4	64.6	r 12.8	r 17.6	r 18.7	r 16.8	r 17.0
Yemen, Republic of	474	0.1	r 0.0	r 0.0	r 0.0	r 0.0	r 0.0
Sub-Saharan Africa	603	100.5	10.6	44.1	45.2	24.8	23.6	371.9	74.0	92.0	96.0	85.8	88.1
Angola	614	1.2	r 0.1	r 0.5	r 0.5	r 0.2	r 0.2	33.2	r 6.6	r 9.0	r 9.6	r 8.6	r 8.7
Burkina Faso	748	4.6	r 0.5	r 2.1	r 2.1	r 0.9	r 0.9	1.1	r 0.2	r 0.3	r 0.3	r 0.3	r 0.3
Cameroon	622	0.7	r 0.1	r 0.3	r 0.3	r 0.1	r 0.1	5.3	r 1.1	r 1.5	r 1.5	r 1.4	r 1.4
Central African Rep.	626	0.4	r 0.0	r 0.2	r 0.2	r 0.1	r 0.1
Chad	628	0.7	r 0.1	r 0.3	r 0.3	r 0.1	r 0.1	0.0	r 0.0	r 0.0	r 0.0	r 0.0	r 0.0
Congo, Dem. Rep. of	636	0.1	r 0.0	r 0.0	r 0.0	r 0.0	r 0.0	0.4	r 0.1	r 0.1	r 0.1	r 0.1	r 0.1
Congo, Republic of	634	0.2	r 0.0	r 0.1	r 0.1	r 0.0	r 0.0	2.1	r 0.4	r 0.6	r 0.6	r 0.5	r 0.6
Côte d'Ivoire	662	12.1	r 1.3	r 5.5	r 5.6	r 2.4	r 2.4	24.9	r 5.0	r 7.2	r 7.9	r 7.3	r 7.6
Equatorial Guinea	642	0.1	r 0.0	r 0.0	r 0.0	r 0.0	r 0.0	11.6	r 2.3	r 3.1	r 3.3	r 3.0	r 3.0
Ethiopia	644	0.0	r 0.0	r 0.0	r 0.0	r 0.0	r 0.0	1.6	r 0.3	r 0.4	r 0.5	r 0.4	r 0.4
Gabon	646	1.1	r 0.1	r 0.5	r 0.5	r 0.2	r 0.2	0.8	r 0.2	r 0.2	r 0.2	r 0.2	r 0.2
Ghana	652	4.9	r 0.5	r 2.2	r 2.2	r 0.9	r 1.0	19.8	r 3.9	r 5.4	r 5.7	r 5.1	r 5.2
Guinea	656	2.0	r 0.2	r 0.9	r 0.9	r 0.4	r 0.4	1.5	r 0.3	r 0.4	r 0.4	r 0.4	r 0.4
Guinea-Bissau	654	0.6	r 0.1	r 0.2	r 0.2	r 0.1	r 0.1
Kenya	664	1.0	r 0.0	0.0	r 0.0	r 0.0	r 0.0	r 0.0	r 0.0
Liberia	668	0.0	r 0.0	r 0.0	r 0.0	r 0.0	r 0.0	0.1	r 0.0	r 0.0	r 0.0	r 0.0	r 0.0
Madagascar	674	0.0	r 0.0	r 0.0	r 0.0	r 0.0	r 0.0	0.2	r 0.0	r 0.1	r 0.1	r 0.1	r 0.1
Mali	678	0.6	r 0.1	r 0.3	r 0.3	r 0.1	r 0.1	0.9	r 0.2	r 0.2	r 0.3	r 0.2	r 0.2
Mauritius	684	0.7	r 0.0	r 0.0	0.0	r 0.0
Namibia	728	0.0	r 0.0	r 0.0	r 0.0	r 0.0	r 0.0	9.2	r 1.8	r 2.5	r 2.7	r 2.4	r 2.4
Niger	692	24.7	r 3.0	r 14.0	r 14.8	r 6.5	r 6.9	0.7	r 0.1	r 0.2	r 0.2	r 0.2	r 0.2
Nigeria	694	27.1	r 2.9	r 12.8	r 13.1	r 5.6	r 5.7	39.0	r 7.6	r 11.0	r 12.2	r 11.3	r 11.8
Rwanda	714	0.1	r 0.4	r 0.4	r 0.4	r 0.4	r 0.4
Senegal	722	0.6	r 0.1	r 0.0	r 0.0	r 0.1	r 0.1	11.4	r 2.8	r 3.4	r 1.6	r 2.6	r 3.3
Seychelles	718	0.1	r 0.0	r 0.0	r 0.0	r 0.0	r 0.0
Sierra Leone	724	0.3	r 0.0	r 0.1	r 0.1	r 0.1	r 0.1	0.1	r 0.0	r 0.0	r 0.0	r 0.0	r 0.0
South Africa	199	2.5	r 0.3	r 1.9	r 1.0	r 1.4	r 0.8	15.7	r 3.7	r 4.2	r 1.4	r 2.1	r 5.9
Swaziland	734	0.2	r 0.0	r 0.1	r 0.1	r 0.0	r 0.0
Tanzania	738	0.0	r 0.0	r 0.0	r 0.0	r 0.0	r 0.0	0.1	r 0.1	r 0.0	r 0.0	r 0.0	r 0.1
Togo	742	14.9	r 1.4	r 2.2	r 2.9	r 5.1	r 4.3	191.3	r 36.8	r 41.5	r 46.6	r 38.9	r 35.5
Zambia	754	0.0	r 0.0	r 0.5	0.0	r 0.0	r 0.0
Western Hemisphere	205	2.3	0.0	0.4	0.2	0.1	0.0	71.1	17.9	32.9	26.5	30.6	39.0
Antigua and Barbuda	311	0.1	r 0.0	r 0.0	r 0.0	r 0.0	r 0.0

Benin (638)

In Millions of U.S. Dollars

		Exports (FOB)						Imports (CIF)					
		2016	2017Q1	2017Q2	2017Q3	2017Q4	2018Q1	2016	2017Q1	2017Q2	2017Q3	2017Q4	2018Q1
Argentina	213	0.0	r 0.0	r 0.0	r 0.0	r 0.0	r 0.0	2.4	r 0.4	r 0.3	r 0.8	r 0.4	r 0.0
Brazil	223	0.0	r 0.0	52.1	r 14.2	r 28.7	r 21.4	r 26.6	r 35.5
Chile	228	0.4	r 0.0	r 0.0	r 0.1	r 0.0	r 0.0
Colombia	233	2.0	r 0.0	r 0.0	7.0	r 1.7	r 1.6	r 1.8	r 1.6	r 1.5
Ecuador	248	r 0.2	r 0.1	0.0	r 0.0	r 0.0	r 0.0
Mexico	273	0.0	r 0.0	r 0.0	r 0.0	0.1	r 0.0	r 0.1	r 0.0	r 0.0	r 0.1
Panama	283	0.1	r 0.0	r 0.0
Peru	293	0.5	r 0.0	r 0.1	r 0.1	r 0.1	r 0.1
Trinidad and Tobago	369	0.2	r 0.0	r 0.1	r 0.1	r 0.0	r 0.0	3.6	r 0.7	r 1.0	r 1.1	r 0.9	r 1.0
Uruguay	298	e 0.0	1.8	r 0.2	r 0.3	r 0.3	r 0.1
Venezuela, Rep. Bol.	299	2.8	r 0.5	r 0.8	r 0.8	r 0.7	r 0.7
Western Hem. n.s.	399	0.1	r 0.0	r 0.0	r 0.0	r 0.0	r 0.0
Other Countries n.i.e	910	0.0	0.0	0.0	0.0	0.0	0.0	0.1	0.0	0.0	0.0	0.0	0.0
Korea, Dem. People's Rep.	954	0.0	r 0.0	r 0.0	r 0.0	r 0.0	r 0.0	0.1	r 0.0	r 0.0	r 0.0	r 0.0	r 0.0
Memorandum Items													
Africa	605	101.8	11.2	44.9	45.5	24.9	23.7	454.8	96.6	133.9	116.6	106.9	132.8
Middle East	405	19.5	2.2	7.1	6.8	3.3	3.3	87.4	16.8	22.1	24.2	21.1	21.7
European Union	998	34.3	3.9	7.4	9.8	9.9	10.2	741.0	131.8	168.4	171.7	176.3	178.9
Export earnings: fuel	080	38.7	4.0	15.5	15.3	6.9	7.0	206.2	50.9	70.3	66.7	62.0	62.4
Export earnings: nonfuel	092	402.8	69.6	175.4	189.9	99.5	178.7	2,424.3	493.0	660.1	715.5	594.4	669.5

Bermuda (319)

In Millions of U.S. Dollars

		Exports (FOB)						Imports (FOB)					
		2016	2017Q1	2017Q2	2017Q3	2017Q4	2018Q1	2016	2017Q1	2017Q2	2017Q3	2017Q4	2018Q1
IFS World	
World	001	42.8	34.4	25.7	53.8	113.9	47.9	1,329.8	313.8	274.6	239.2	259.7	292.4
Advanced Economies	110	29.0	2.3	3.1	4.5	67.4	1.7	1,242.5	292.8	255.5	217.7	244.5	271.5
Euro Area	163	18.3	0.0	0.5	0.2	64.7	0.0	17.7	8.3	3.9	5.2	2.7	3.2
Austria	122	0.0	r 0.0	r 0.0	r 0.0	0.8	r 0.7	r 0.3	r 0.2	r 0.1	r 0.3
Belgium	124	0.0	r 0.0	r 0.0	r 0.0	r 0.0	r 0.0	1.5	r 0.2	r 0.1	r 0.1	r 0.2	r 0.1
Finland	172	r 0.0	1.6	r 0.1	r 0.0	r 0.2	r 0.3	r 0.0
France	132	0.0	r 0.0	r 0.0	r 0.0	r 0.0	r 0.0	0.5	r 0.2	r 0.1	r 0.1	r 0.1	r 0.3
Germany	134	0.0	r 0.0	r 0.0	r 0.0	r 0.0	r 0.0	7.2	r 6.3	r 1.7	r 2.9	r 1.2	r 1.2
Greece	174	0.0	r 0.0	r 0.0	r 0.0	r 0.0	r 0.0	0.2	r 0.0	r 0.1	r 0.1	r 0.0	r 0.0
Ireland	178	r 0.0	r 0.0	r 0.0	r 0.0	r 0.0	0.6	r 0.2	r 0.4	r 1.1	r 0.1	r 0.2
Italy	136	r 0.0	r 0.0	r 0.2	r 0.1	r 0.0	2.2	r 0.1	r 0.1	r 0.0	r 0.0	r 0.3
Latvia	941	e 18.3	1.1	r 0.0	r 0.0	r 0.0	r 0.0
Lithuania	946	e 0.0	0.1	r 0.0	r 0.0	r 0.0	r 0.0	r 0.0
Luxembourg	137	e 0.0	e 0.0	e 64.6	e 0.0	0.0	r 0.0	r 0.0	r 0.0	r 0.0	r 0.0
Malta	181	e 0.0	e 0.5	0.0	r 0.0	r 0.0	r 0.0	r 0.0	r 0.0
Netherlands	138	r 0.0	r 0.0	r 0.0	r 0.0	r 0.0	0.5	r 0.1	r 0.3	r 0.1	r 0.1	r 0.1
Portugal	182	r 0.0	r 0.0	r 0.0	r 0.0	0.8	r 0.1	r 0.5	r 0.2	r 0.5	r 0.5
Spain	184	r 0.0	r 0.0	r 0.0	r 0.0	r 0.0	0.7	r 0.2	r 0.4	r 0.1	r 0.1	r 0.2
Australia	193	r 0.0	r 0.0	r 0.0	r 0.0	r 0.0	0.4	r 0.2	r 0.1	r 0.1	r 0.0	r 0.0
Canada	156	0.2	r 0.1	r 0.1	r 0.1	r 0.2	r 0.1	65.4	r 19.5	r 10.5	r 7.5	r 8.2	r 11.8
China,P.R.: Hong Kong	532	1.7	r 0.4	r 0.4	r 0.4	r 0.4	r 0.4
Denmark	128	r 0.0	r 0.0	r 0.0	r 0.0	r 0.0	0.2	r 0.0	r 0.1	r 0.1	r 0.0	r 0.1
Iceland	176	0.8	r 0.0	r 0.0	r 0.2	r 0.1	r 0.3
Israel	436	e 2.6	e 0.5	e 0.3	0.1	r 0.1
Japan	158	r 0.0	r 0.1	r 0.0	237.7	r 1.8	r 2.5	r 2.5	r 2.2	r 1.8
Korea, Republic of	542	183.1	r 54.5	r 24.6	r 0.4	r 25.4	r 51.4
New Zealand	196	r 0.0	r 0.0	r 0.0	r 0.0	3.8	r 1.8	r 2.3	r 0.5	r 0.6	r 2.5
Norway	142	0.0	r 0.0	r 0.1	r 0.2	r 0.1	r 0.3	0.0	r 0.0	r 0.0	r 0.0	r 0.0	r 0.0
Singapore	576	r 0.0	r 0.0	r 0.0	r 0.0	r 0.0	0.2	r 0.1	r 0.1	r 0.1	r 0.1	r 0.1
Sweden	144	0.0	r 0.0	r 0.0	r 0.0	1.4	r 0.2	r 0.4	r 0.1	r 1.9	r 0.2
Switzerland	146	r 0.0	r 0.0	r 0.0	r 0.0	r 0.0	0.8	r 0.1	r 0.3	r 0.2	r 0.1	r 0.2
Taiwan Prov.of China	528	0.8	r 0.2	r 0.2	r 0.2	r 0.2	r 0.2
United Kingdom	112	0.4	r 0.1	r 0.2	r 0.1	r 0.1	r 0.1	7.6	r 2.3	r 31.5	r 1.8	r 1.9	r 2.0
United States	111	7.5	r 1.6	r 2.1	r 3.7	r 2.2	r 0.8	720.7	r 203.0	r 178.7	r 198.5	r 200.7	r 197.4
Emerg. & Dev. Economies	200	13.5	32.0	22.6	49.3	46.5	46.2	82.8	20.0	18.1	20.7	14.5	20.0
Emerg. & Dev. Asia	505	0.1	0.0	0.0	0.0	0.0	0.0	22.3	6.2	2.8	5.4	1.4	5.2
Bangladesh	513	r 0.0	0.1	r 0.0	r 0.0	r 0.0	r 0.0	r 0.0
China,P.R.: Mainland	924	0.0	r 0.0	r 0.0	r 0.0	r 0.0	r 0.0	12.1	r 4.3	r 0.2	r 2.2	r 0.2	r 3.5
Fiji	819	0.1	r 0.0	r 0.0	r 0.0	r 0.0	r 0.0
India	534	0.1	r 0.0	2.7	r 0.6	r 0.5	r 1.0	r 0.3	r 0.3
Indonesia	536	r 0.0	r 0.0	r 0.0	r 0.0	r 0.0	2.9	r 0.5	r 0.7	r 1.1	r 0.4	r 0.4
Myanmar	518	e 0.0	e 0.0	e 0.0	e 0.0	e 0.0	e 0.2
Philippines	566	0.1	r 0.0	r 0.0	r 0.0	r 0.0	r 0.0
Thailand	578	0.0	2.8	r 0.5	r 1.0	r 0.9	r 0.3	r 0.7
Vietnam	582	r 0.0	r 0.0	r 0.0	r 0.0	r 0.0	0.3	r 0.1	r 0.1	r 0.1	r 0.0	r 0.1
Asia n.s.	598	0.9	r 0.2	r 0.2	r 0.2	r 0.1	r 0.2
Europe	170	0.2	0.1	0.2	4.7	0.1	0.0	1.6	0.2	0.4	2.6	2.4	0.4
Emerg. & Dev. Europe	903	0.2	0.1	0.1	0.0	0.0	0.0	1.2	0.1	0.3	0.5	0.3	0.3
Hungary	944	e 0.1	e 0.0	e 0.0	e 0.0	e 0.0	e 0.0	1.2	r 0.1	r 0.3	r 0.5	r 0.3	r 0.3
Serbia, Republic of	942	e 0.1	e 0.0	e 0.1	0.0	r 0.0	r 0.0	r 0.0	r 0.0	r 0.0
CIS	901	0.1	0.1	0.0	4.7	0.1	0.0	0.4	0.1	0.1	2.1	2.1	0.1
Kazakhstan	916	e 0.0	e 4.6	e 0.0	e 0.0
Russian Federation	922	e 0.1	e 0.0	e 0.0	e 0.0	e 0.1	e 0.0	0.0	r 0.0	r 0.0	r 2.0	r 2.0	r 0.0
Ukraine	926	0.4	r 0.1	r 0.1	r 0.1	r 0.1	r 0.1
Mid East, N Africa, Pak	440	0.1	0.0	0.0	22.7	23.3	25.2	0.5	0.1	0.1	0.1	0.1	0.1
Morocco	686	e 0.1	0.1	r 0.0	r 0.0	r 0.0	r 0.0	r 0.0
Pakistan	564	e 0.0	e 22.6	e 23.3	e 25.2	0.1	r 0.0	r 0.0	r 0.1	r 0.0	r 0.0
Saudi Arabia	456	e 0.0	e 0.0	e 0.0	e 0.0	0.1	r 0.0	r 0.0	r 0.0	r 0.0	r 0.0
Tunisia	744	e 0.0	e 0.0	0.1	r 0.0	r 0.0	r 0.0	r 0.0	r 0.0

Bermuda (319)

In Millions of U.S. Dollars

		Exports (FOB)						Imports (FOB)					
		2016	2017Q1	2017Q2	2017Q3	2017Q4	2018Q1	2016	2017Q1	2017Q2	2017Q3	2017Q4	2018Q1
Sub-Saharan Africa	603	3.7	2.3	3.9	2.1	2.6	2.5	2.8	0.0	0.0	0.0	0.0	0.0
Ethiopia	644	e 0.0	e 0.0	e 0.0	e 0.0	e 0.0	e 0.0	0.1	r 0.0	r 0.0	r 0.0	r 0.0	r 0.0
Kenya	664	e 0.0	e 0.1	e 0.0	0.0	r 0.0
Mauritius	684	e 0.0	e 0.0	e 0.0	2.1
Nigeria	694	e 1.4	e 1.6	e 1.5	e 1.5	e 1.6	0.0	r 0.0	r 0.0	r 0.0	r 0.0	r 0.0
South Africa	199	r 0.0	r 0.0	r 0.0	0.5	r 0.0	r 0.0	r 0.0	r 0.0	r 0.0
Tanzania	738	e 0.0	e 0.3	e 0.3	e 0.0	e 0.4	e 0.2	0.0	r 0.0	r 0.0	r 0.0	r 0.0	r 0.0
Zambia	754	e 1.3	e 0.0	e 1.2	0.0	r 0.0	r 0.0	r 0.0	r 0.0	r 0.0
Zimbabwe	698	e 2.3	e 0.5	e 0.7	e 0.6	e 0.7	e 0.7
Western Hemisphere	205	9.4	29.6	18.6	19.8	20.5	18.5	55.7	13.5	14.7	12.5	10.5	14.3
Argentina	213	0.3	r 0.1	r 0.1	r 0.1	r 0.1	r 0.1
Aruba	314	e 0.1	e 0.0	r 0.0	r 0.0
Bahamas, The	313	r 0.0	r 0.0	r 0.0	r 0.0	r 0.0	0.1	r 0.0	r 0.0	r 0.0	r 0.0	r 0.0
Barbados	316	r 0.0	r 0.0	r 0.0	r 0.0	r 0.0	1.2	r 1.2	r 1.6	r 0.9	r 1.3	r 1.1
Brazil	223	r 0.0	r 0.0	0.7	r 0.2	r 0.2	r 0.1	r 0.2	r 0.2
Chile	228	r 0.0	r 0.0	r 0.0	r 0.0	r 0.0	0.7	r 0.2	r 0.2	r 0.2	r 0.2	r 0.2
Colombia	233	e 0.0	e 0.0	e 0.0	0.4	r 0.1	r 0.1	r 0.1	r 0.1	r 0.1
Costa Rica	238	e 0.0	e 0.0	e 0.0	e 0.0	1.5	r 0.3	r 0.2	r 1.1	r 0.3	r 1.2
Dominican Republic	243	e 0.0	e 0.0	e 0.0	e 0.0	e 0.0	e 0.0	2.3	r 0.5	r 0.5	r 0.4	r 0.3	r 0.5
Guatemala	258	e 0.0	0.0	r 0.0	r 0.0	r 0.1	r 0.1	r 0.0
Guyana	336	e 0.0	e 0.0	e 0.0	e 0.0	0.0	r 0.2	r 0.1	r 0.3	r 0.0	r 0.1
Jamaica	343	e 8.8	e 29.5	e 18.5	e 19.7	e 20.3	e 18.5	0.6	r 0.1	r 0.1	r 0.1	r 0.1	r 0.1
Mexico	273	r 0.0	r 0.0	r 0.0	1.2	r 0.3	r 1.2	r 0.5	r 0.4	r 1.1
Netherlands Antilles	353	e 0.3	e 0.0	e 0.0	e 0.0	e 0.0	e 0.0	0.1	r 0.0	r 0.0	r 0.0	r 0.0	r 0.0
Panama	283	4.8	r 1.2	r 1.2	r 1.2	r 1.2	r 1.2
Peru	293	e 0.0	e 0.0	0.1	r 0.0	r 0.0	r 0.0	r 0.0	r 0.0
Trinidad and Tobago	369	e 0.1	e 0.0	e 0.0	e 0.0	e 0.0	e 0.0	1.5	r 0.3	r 0.3	r 0.3	r 0.2	r 0.3
Venezuela, Rep. Bol.	299	39.2	r 8.4	r 8.6	r 6.9	r 5.8	r 7.9
Western Hem. n.s.	399	0.8	r 0.2	r 0.2	r 0.1	r 0.1	r 0.2
Other Countries n.i.e	910	0.3	0.1	0.1	0.1	0.1	0.1	0.2	0.1	0.1	0.0	0.0	0.0
Cuba	928	e 0.3	e 0.1	e 0.1	e 0.1	e 0.1	e 0.1	0.2	r 0.1	r 0.1	r 0.0	r 0.0	r 0.0
Countries & Areas n.s.	898	4.3	r 0.9	r 0.9	r 0.8	r 0.6	r 0.9
Memorandum Items													
Africa	605	3.7	2.3	3.9	2.1	2.6	2.5	3.0	0.1	0.1	0.1	0.1	0.1
Middle East	405	0.0	0.0	0.0	0.0	0.0	0.1	0.0	0.0	0.0	0.0	0.0
European Union	998	18.8	0.2	0.8	0.4	64.8	0.1	28.1	11.0	36.2	7.8	6.8	5.7
Export earnings: fuel	080	0.1	1.5	1.7	6.2	1.6	1.6	41.2	8.9	9.1	9.4	8.2	8.3
Export earnings: nonfuel	092	42.6	32.9	24.1	47.7	112.4	46.3	1,288.6	304.9	265.5	229.8	251.5	284.1

Bhutan (514)

In Millions of U.S. Dollars

		Exports (FOB)						Imports (CIF)					
		2016	2017Q1	2017Q2	2017Q3	2017Q4	2018Q1	2016	2017Q1	2017Q2	2017Q3	2017Q4	2018Q1
IFS World		524.7	1,002.5
World	001	499.0	79.8	59.8	165.9	127.2	124.9	1,715.0	371.0	461.0	320.3	537.1	651.2
Advanced Economies	110	5.6	1.2	2.3	4.9	6.5	5.4	106.4	23.9	24.2	49.0	24.0	24.1
Euro Area	163	3.0	1.2	1.9	4.0	5.4	4.9	21.5	3.9	8.9	4.7	3.3	5.8
Austria	122	6.4	r 1.5	r 3.6	r 2.1	r 1.9	r 1.6
Belgium	124	2.1	r 0.0	r 0.1	r 0.1	r 0.1	r 0.1
Finland	172	0.5	r 0.3	r 0.0	r 0.0
France	132	0.0	r 0.0	r 0.0	r 0.0	r 0.0	r 0.0	0.2	r 0.0	r 0.0	r 0.1	r 0.0	r 0.1
Germany	134	0.7	r 0.3	r 0.4	r 0.3	r 1.1	r 0.7	5.7	r 1.3	r 0.3	r 0.7	r 0.4	r 0.9
Italy	136	0.1	r 0.5	r 0.6	r 0.6	r 1.2	r 1.1	4.7	r 0.6	r 2.8	r 1.2	r 0.4	r 1.8
Luxembourg	137	0.3	r 0.1	r 0.1	r 0.1	r 0.1	r 0.1	0.0	r 0.0	r 0.0
Netherlands	138	1.9	r 0.0	r 0.5	r 3.0	r 3.1	r 3.1	0.8	r 0.3	r 1.5	r 0.4	r 0.4	r 1.3
Slovak Republic	936	e 0.9	e 0.2	e 0.0
Slovenia	961	r 0.3	r 0.3	r 0.0	0.0	r 0.0	r 0.0	r 0.0	r 0.0	r 0.0
Spain	184	r 0.0	r 0.0	r 0.0	r 0.0	0.2	r 0.1	r 0.0	r 0.1	r 0.1	r 0.0
Australia	193	0.0	r 0.0	r 0.0	r 0.0	r 0.0	r 0.0	0.5	r 0.1	r 0.0	r 0.2	r 0.2	r 0.1
Canada	156	0.1	r 0.0	r 0.1	r 0.1	r 0.2	r 0.2
China,P.R.: Hong Kong	532	0.1	r 0.0	r 0.0	r 0.0	r 0.0	r 0.0	2.7	r 0.5	r 0.6	r 0.6	r 2.6	r 0.6
Denmark	128	1.6	r 0.8	r 0.4	r 0.1	r 0.3	r 0.1
Israel	436	0.3	r 0.1	r 0.1	r 0.1	r 0.1	r 0.1
Japan	158	0.9	r 0.0	r 0.1	r 0.2	r 0.9	r 0.3	18.9	r 0.7	r 3.3	r 2.1	r 4.0	r 7.2
Korea, Republic of	542	0.0	r 0.0	r 0.0	r 0.0	13.3	r 5.5	r 3.1	r 32.5	r 3.3	r 1.3
New Zealand	196	0.4	r 0.1	r 0.3	r 0.0	r 0.2	r 0.2
Norway	142	0.4	r 0.0	r 0.0
Singapore	576	0.1	r 0.1	r 0.2	r 0.4	r 0.1	r 0.2	32.3	r 5.4	r 5.7	r 6.9	r 6.8	r 6.9
Sweden	144	e 0.0	e 0.0	e 0.0	6.1	r 5.0	r 0.2	r 0.2	r 0.8	r 0.5
Switzerland	146	0.0	r 0.0	r 0.0	r 0.0	r 0.0	3.2	r 0.3	r 0.6	r 0.1	r 0.3	r 0.1
Taiwan Prov.of China	528	e 0.0	e 0.2	e 0.0	e 0.0	e 0.0	e 0.0	e 0.0
United Kingdom	112	0.0	r 0.0	r 0.0	r 0.0	r 0.0	r 0.0	2.8	r 0.8	r 0.3	r 1.0	r 0.8	r 0.3
United States	111	1.4	r 0.0	r 0.1	r 0.2	r 0.0	r 0.0	2.0	r 0.7	r 0.6	r 0.4	r 0.9	r 0.9
Emerg. & Dev. Economies	200	493.4	78.5	57.4	160.9	120.7	119.4	1,597.8	344.8	433.9	269.5	509.7	623.0
Emerg. & Dev. Asia	505	493.0	78.3	56.9	160.8	120.4	118.9	1,585.4	342.0	431.0	267.3	506.7	620.0
Bangladesh	513	26.0	r 2.9	r 1.3	r 1.3	r 1.2	r 2.3	2.9	r 0.9	r 0.7	r 0.8	r 1.2	r 1.2
China,P.R.: Mainland	924	0.3	r 0.1	r 0.1	r 0.1	r 0.0	r 0.0	8.6	r 3.5	r 3.0	r 1.4	r 2.6	r 1.9
India	534	464.5	r 74.9	r 55.1	r 158.7	r 118.5	r 116.0	1,537.2	r 329.1	r 417.4	r 257.1	r 492.7	r 605.6
Indonesia	536	r 0.0	r 0.0	r 0.0	r 0.0	0.1	r 0.0	r 0.6	r 0.0	r 0.0	r 0.2
Malaysia	548	0.3	r 0.1	r 0.1	r 0.1	r 0.1	r 0.1	1.0
Nepal	558	1.8	r 0.3	r 0.2	r 0.6	r 0.5	r 0.5	13.8	r 3.0	r 3.7	r 2.3	r 4.3	r 5.2
Philippines	566	0.0	r 0.0	r 0.0	r 0.0	r 0.1	r 0.0
Sri Lanka	524	0.0	r 0.0	r 0.0	0.0	r 0.0	r 0.0	r 0.3	r 0.0
Thailand	578	0.1	r 0.0	r 0.0	r 0.0	r 0.0	r 0.0	20.0	r 5.1	r 5.1	r 5.1	r 5.1	r 5.1
Vietnam	582	0.1	r 0.0	r 0.0	r 0.0	r 0.0	r 0.0	1.4	r 0.3	r 0.4	r 0.2	r 0.4	r 0.5
Asia n.s.	598	0.4	r 0.1	r 0.1	r 0.1	r 0.1	r 0.2
Europe	170	0.0	0.2	0.4	0.1	0.2	0.4	2.8	0.7	0.6	0.7	0.7	0.7
Emerg. & Dev. Europe	903	0.0	0.2	0.4	0.1	0.2	0.4	0.3	0.0	0.0	0.0	0.1	0.0
Albania	914	e 0.1	e 0.0
Macedonia, FYR	962	e 0.2	e 0.1	e 0.1	e 0.0
Poland	964	0.0	r 0.1	r 0.1	r 0.1	r 0.3	0.1	r 0.0	r 0.0
Turkey	186	0.0	r 0.0	r 0.0	r 0.0	r 0.0	r 0.0	0.1	r 0.0	r 0.0	r 0.0	r 0.0	r 0.0
CIS	901	2.5	0.6	0.6	0.6	0.6	0.6
Russian Federation	922	2.2	r 0.6	r 0.6	r 0.6	r 0.6	r 0.6
Ukraine	926	0.3	r 0.1	r 0.1	r 0.1	r 0.1	r 0.1
Mid East, N Africa, Pak	440	0.1	0.0	0.0	0.0	0.0	0.1	6.3	1.7	2.3	1.5	2.1	2.3
Kuwait	443	0.0	r 0.0	r 0.0	r 0.0	r 0.0	r 0.0	0.1	r 0.0	r 0.0	r 0.0	r 0.0	r 0.0
Morocco	686	e 0.1	e 0.0
Qatar	453	e 0.0	2.5	r 0.8	r 1.3	r 0.7	r 1.0	r 1.1
Saudi Arabia	456	e 0.0	e 0.0	e 0.1	1.5	r 0.4	r 0.4	r 0.4	r 0.4	r 0.4
United Arab Emirates	466	2.2	r 0.5	r 0.6	r 0.4	r 0.7	r 0.8
Sub-Saharan Africa	603	0.1	0.0	0.1	0.0	0.0	0.0	3.2	0.4	0.0	0.0	0.2	0.0
Kenya	664	e 0.0	3.0	r 0.4	r 0.0	r 0.0	r 0.0	r 0.0

Bhutan (514)

In Millions of U.S. Dollars

		Exports (FOB)						Imports (CIF)					
		2016	2017Q1	2017Q2	2017Q3	2017Q4	2018Q1	2016	2017Q1	2017Q2	2017Q3	2017Q4	2018Q1
Namibia	728	e 0.0	e 0.0	e 0.0	e 0.0	e 0.0	e 0.0	e 0.2
South Africa	199	r 0.0	r 0.0	0.0	r 0.2
Zambia	754	e 0.1	e 0.0	e 0.0	e 0.0	e 0.1
Western Hemisphere	205	0.1	0.0	0.0	0.0	0.0	0.0	0.2	0.1	0.0	0.1	0.0	0.0
Brazil	223	0.0	r 0.0	r 0.0	r 0.0	r 0.0	0.2	r 0.1	r 0.0	r 0.1	r 0.0	r 0.0
Peru	293	e 0.1	e 0.0	e 0.0	e 0.0
Countries & Areas n.s.	898	10.8	r 2.3	r 2.9	r 1.8	r 3.4	r 4.1
Memorandum Items													
Africa	605	0.2	0.0	0.1	0.0	0.0	0.0	3.2	0.4	0.0	0.0	0.2	0.0
Middle East	405	0.0	0.0	0.0	0.0	0.0	0.1	6.3	1.7	2.3	1.5	2.1	2.3
European Union	998	3.0	1.2	2.0	4.1	5.5	5.3	32.2	10.4	9.9	6.0	5.3	6.7
Export earnings: fuel	080	0.0	0.1	0.1	0.0	0.0	0.1	8.4	2.2	2.8	2.0	2.6	2.9
Export earnings: nonfuel	092	498.9	79.7	59.7	165.9	127.1	124.7	1,706.6	368.8	458.2	318.3	534.5	648.3

Bolivia (218)

In Millions of U.S. Dollars

		Exports (FOB)						Imports (CIF)					
		2016	2017Q1	2017Q2	2017Q3	2017Q4	2018Q1	2016	2017Q1	2017Q2	2017Q3	2017Q4	2018Q1
IFS World		7,000.0	1,652.4	1,922.0	2,164.5	2,013.6	2,028.3	8,479.3	2,238.2	2,185.6	2,417.2	2,462.7	2,239.1
World	001	7,095.8	1,690.8	1,931.5	2,203.9	2,026.1	2,061.8	8,515.1	2,243.0	2,185.6	2,417.2	2,462.7	2,239.1
Advanced Economies	110	2,847.5	632.3	717.5	770.7	748.6	733.9	2,453.4	595.6	584.8	646.9	618.8	633.7
Euro Area	163	670.3	130.7	197.4	226.4	152.6	194.6	720.7	180.0	211.1	185.8	201.9	259.8
Austria	122	3.1	r 0.8	r 0.7	r 0.9	r 1.0	r 0.9	77.4	r 32.0	r 31.0	r 17.8	r 13.2	r 5.8
Belgium	124	324.0	r 59.0	r 65.2	r 73.1	r 50.9	r 48.8	28.8	r 4.9	r 7.7	r 8.0	r 7.5	r 7.2
Cyprus	423	0.0	r 0.1	r 0.0	r 0.0	r 0.0	r 0.0
Estonia	939	0.0	1.2	r 0.1	r 0.1	r 1.1	r 0.4	r 0.1
Finland	172	26.3	r 0.0	r 14.1	r 17.2	r 0.0	r 0.1	6.6	r 2.5	r 3.6	r 1.6	r 2.0	r 1.5
France	132	23.2	r 4.6	r 3.2	r 5.2	r 4.1	r 3.5	161.7	r 20.9	r 37.2	r 14.4	r 22.5	r 57.4
Germany	134	62.9	r 11.4	r 35.9	r 14.8	r 6.0	r 11.3	180.9	r 48.4	r 48.4	r 47.6	r 64.8	r 55.3
Greece	174	0.2	r 0.1	r 0.1	r 0.0	r 0.1	r 0.3	1.7	r 0.2	r 0.4	r 0.1	r 0.9	r 0.1
Ireland	178	1.3	r 0.4	r 0.0	4.6	r 0.8	r 1.0	r 1.3	r 0.9	r 0.7
Italy	136	40.8	r 8.3	r 10.7	r 10.1	r 10.5	r 9.5	99.8	r 35.5	r 38.7	r 38.2	r 33.1	r 56.1
Latvia	941	0.2	r 0.0	1.0	r 0.2	r 0.1	r 0.1	r 0.1	r 0.2
Lithuania	946	1.1	r 0.2	r 0.4	r 0.3	r 0.0	r 0.8	0.2	r 0.2	r 0.1	r 0.1	r 0.3	r 0.1
Luxembourg	137	r 0.0	r 0.0	0.1	r 0.1	r 0.0	r 0.0	r 0.3	r 0.0
Malta	181	r 0.0	0.1	r 0.0	r 0.0	r 0.0	r 0.0	r 0.0
Netherlands	138	89.6	r 24.9	r 48.5	r 62.3	r 26.8	r 80.4	21.0	r 4.3	r 6.3	r 3.4	r 6.4	r 21.7
Portugal	182	1.3	r 0.1	r 0.3	r 0.4	r 0.2	r 0.6	5.4	r 1.5	r 1.6	r 1.0	r 1.6	r 1.8
Slovak Republic	936	3.1	r 0.8	r 0.6	r 0.4	r 1.6	r 0.9
Slovenia	961	0.1	r 0.1	r 0.2	0.9	r 0.2	r 0.1	r 0.1	r 0.1	r 0.3
Spain	184	96.1	r 21.2	r 18.2	r 41.6	r 52.9	r 38.5	126.4	r 27.4	r 34.1	r 50.7	r 46.0	r 50.6
Australia	193	140.3	r 52.5	r 61.3	r 4.2	r 28.1	r 47.9	5.6	r 1.8	r 1.3	r 1.7	r 1.3	r 1.5
Canada	156	108.6	r 31.5	r 34.9	r 46.3	r 46.5	r 41.4	51.9	r 11.9	r 12.9	r 16.8	r 16.4	r 14.1
China,P.R.: Hong Kong	532	6.3	r 1.9	r 2.3	r 1.0	r 3.1	r 1.4	13.8	r 1.1	r 1.3	r 1.6	r 2.6	r 2.8
Czech Republic	935	0.0	r 0.0	r 0.1	r 0.0	r 0.1	r 0.0	11.3	r 3.2	r 3.9	r 4.3	r 4.7	r 3.7
Denmark	128	3.6	r 0.7	r 0.4	r 0.8	r 0.5	r 0.3	11.1	r 1.6	r 2.3	r 10.6	r 5.4	r 4.1
Iceland	176	0.0	r 0.0	r 0.0	0.1	r 0.0	r 0.0	r 0.0	r 0.0	r 0.0
Israel	436	3.6	r 0.4	r 0.6	r 0.8	r 0.6	r 1.4	7.2	r 0.9	r 1.3	r 0.9	r 1.7	r 1.2
Japan	158	417.3	r 144.7	r 127.2	r 152.5	r 143.3	r 140.6	413.8	r 85.9	r 78.5	r 97.9	r 83.0	r 59.8
Korea, Republic of	542	385.7	r 111.4	r 109.6	r 145.6	r 243.3	r 192.4	91.2	r 25.7	r 21.2	r 31.0	r 19.8	r 20.4
New Zealand	196	4.3	r 1.5	r 1.1	r 0.6	r 0.8	r 1.3	1.6	r 0.6	r 0.4	r 0.5	r 0.7	r 0.4
Norway	142	0.8	r 0.0	r 0.1	r 0.2	r 0.5	r 0.4	5.4	r 0.7	r 0.6	r 0.4	r 0.3	r 0.8
San Marino	135	0.0	r 0.0	r 0.1
Singapore	576	57.3	r 14.8	r 0.3	r 0.5	r 0.1	r 0.3	42.7	r 1.9	r 1.6	r 16.7	r 6.4	r 1.4
Sweden	144	0.9	r 13.1	r 0.4	r 0.4	r 0.3	r 0.3	82.7	r 23.8	r 19.0	r 53.6	r 46.4	r 75.4
Switzerland	146	5.3	76.9	r 10.3	r 21.7	r 32.5	r 38.1	r 8.7
Taiwan Prov.of China	528	1.7	r 0.2	r 0.2	r 0.3	r 0.1	r 0.3	36.7	r 11.3	r 7.2	r 10.1	r 9.2	r 8.5
United Kingdom	112	77.0	r 10.0	r 23.4	r 11.7	r 3.4	r 6.9	47.7	r 11.7	r 14.4	r 17.1	r 11.2	r 12.3
United States	111	964.5	r 118.7	r 158.1	r 179.4	r 125.2	r 104.4	832.8	r 223.2	r 186.0	r 165.2	r 169.6	r 158.8
Vatican	187	0.0	r 0.0	r 0.0	r 0.1
Emerg. & Dev. Economies	200	4,246.6	1,058.0	1,213.7	1,432.7	1,277.1	1,327.7	6,054.4	1,645.6	1,598.6	1,769.3	1,842.6	1,603.6
Emerg. & Dev. Asia	505	635.5	216.3	274.1	192.2	274.8	259.8	2,028.2	575.2	559.8	597.0	631.6	565.5
Bangladesh	513	0.6	r 0.0	r 0.0	r 0.0	2.2	r 0.6	r 0.5	r 0.7	r 0.6	r 0.5
Cambodia	522	2.2	r 0.4	r 0.5	r 0.7	r 0.5	r 0.6
China,P.R.: Mainland	924	478.9	r 113.6	r 75.7	r 106.3	r 105.8	r 95.1	1,695.9	r 496.8	r 472.2	r 511.7	r 546.7	r 490.6
Guam	829	0.1
India	534	122.1	r 101.1	r 195.7	r 84.4	r 167.0	r 161.2	114.4	r 31.5	r 35.1	r 37.3	r 37.3	r 31.7
Indonesia	536	0.0	r 0.0	r 0.0	r 0.0	r 0.0	r 0.1	30.5	r 8.3	r 10.1	r 10.0	r 9.3	r 9.5
Malaysia	548	16.3	r 0.9	r 0.6	r 0.4	r 0.8	r 0.8	21.1	r 6.3	r 6.1	r 4.8	r 5.5	r 5.1
Myanmar	518	2.4	r 1.0	r 0.0	r 1.0	0.1	r 0.0	r 0.0	r 0.1	r 0.1	r 0.1
Philippines	566	r 0.0	4.4	r 1.3	r 1.3	r 1.5	r 0.9	r 0.7
Sri Lanka	524	0.1	r 0.0	2.0	r 0.5	r 0.4	r 0.6	r 0.8	r 0.5
Thailand	578	1.5	r 0.3	r 0.6	r 0.6	r 0.4	r 0.1	128.2	r 23.8	r 22.4	r 22.8	r 22.7	r 17.3
Vietnam	582	13.6	r 0.3	r 0.5	r 0.5	r 0.7	r 1.3	27.2	r 5.9	r 11.0	r 6.9	r 7.2	r 8.9
Europe	170	25.4	18.2	12.6	26.0	19.2	23.7	75.8	19.4	21.8	26.6	33.2	34.4
Emerg. & Dev. Europe	903	21.3	16.5	11.3	24.1	18.7	22.8	58.5	14.6	15.0	19.5	26.2	26.9
Albania	914	0.1	r 0.0	r 0.0	r 0.0	r 0.0	r 0.0
Bosnia and Herzegovina	963	0.4	r 0.3	0.0	r 0.0	r 0.0	r 0.0	r 0.0	r 0.0

Bolivia (218)

In Millions of U.S. Dollars

		Exports (FOB)						Imports (CIF)					
		2016	2017Q1	2017Q2	2017Q3	2017Q4	2018Q1	2016	2017Q1	2017Q2	2017Q3	2017Q4	2018Q1
Bulgaria	918	0.1	r 0.1	r 0.0	r 0.0	r 0.2	0.8	r 0.3	r 0.2	r 0.3	r 0.5	r 0.8
Croatia	960	0.6	r 0.1	r 0.1	r 0.0	r 0.0	r 0.2	0.6	r 0.0	r 0.0	r 0.0	r 0.0	r 0.0
Gibraltar	823	0.1	r 0.1	r 0.1	r 0.1
Hungary	944	r 0.0	23.4	r 5.1	r 4.8	r 9.4	r 11.1	r 4.7
Poland	964	2.0	r 0.3	r 0.4	r 0.8	r 0.1	r 1.0	10.8	r 1.8	r 3.9	r 2.1	r 2.1	r 4.1
Romania	968	0.0	r 0.0	r 0.0	2.0	r 0.6	r 0.7	r 1.2	r 2.2	r 1.8
Serbia, Republic of	942	0.2	0.4	r 0.3	r 0.1	r 0.0	r 0.1	r 0.1
Turkey	186	17.9	r 15.7	r 10.8	r 23.3	r 18.5	r 21.4	20.3	r 6.3	r 5.3	r 6.3	r 10.1	r 15.3
CIS	901	4.1	1.7	1.2	1.9	0.5	0.9	17.3	4.8	6.8	7.1	7.0	7.5
Kazakhstan	916	0.1	0.0	r 0.0	r 0.0	r 0.0
Russian Federation	922	3.3	r 1.5	r 1.1	r 1.9	r 0.5	r 0.9	16.8	r 4.8	r 6.7	r 5.6	r 6.9	r 7.4
Ukraine	926	0.6	r 0.2	r 0.1	r 0.0	r 0.0	r 0.0	0.4	r 0.0	r 0.1	r 1.5	r 0.1	r 0.1
Uzbekistan	927	0.1	r 0.0	r 0.0
Mid East, N Africa, Pak	440	201.0	50.6	16.5	206.8	92.7	89.9	24.2	4.3	5.6	2.6	3.7	3.7
Afghanistan, I.R. of	512	r 0.1	r 0.2	r 0.1	0.0	r 0.0	r 0.0	r 0.1	r 0.0
Bahrain, Kingdom of	419	0.1	r 0.0	r 0.0	r 0.0	0.0	r 0.0	r 0.0	r 0.0
Egypt	469	0.0	0.3	r 0.6	r 0.9	r 0.1	r 0.3	r 0.2
Iran, I.R. of	429	0.0	0.2	r 0.0	r 0.1	r 0.2	r 0.1	r 0.0
Jordan	439	r 0.1	0.5	r 0.2	r 0.2	r 0.0	r 0.1	r 0.1
Kuwait	443	0.1	r 0.0	r 0.0	r 0.0	0.0	r 0.0
Lebanon	446	0.2	r 0.1	r 0.1	r 0.0	0.0	r 0.0	r 0.0	r 0.0
Morocco	686	0.2	r 0.1	r 0.0	r 0.0	r 0.0	0.4	r 0.1	r 0.1	r 0.1	r 0.1	r 0.3
Oman	449	0.0	r 0.5	r 0.0	r 0.0
Pakistan	564	0.1	1.9	r 0.6	r 0.4	r 1.1	r 0.3	r 0.5
Qatar	453	0.0	0.1	r 0.0	r 0.0	r 0.0	r 0.0	r 0.0
Saudi Arabia	456	0.2	r 0.0	r 0.0	0.5	r 0.4	r 0.7	r 0.1	r 0.6	r 1.0
Syrian Arab Republic	463	0.0	r 0.0	r 0.0	r 0.1	r 0.0
Tunisia	744	0.1	18.5	r 0.4	r 0.3	r 0.2	r 0.1	r 0.1
United Arab Emirates	466	199.9	r 50.4	r 16.3	r 206.5	r 92.5	r 89.7	1.7	r 1.6	r 2.8	r 0.7	r 2.0	r 1.4
Sub-Saharan Africa	603	1.6	0.1	0.5	0.7	0.5	0.6	15.3	2.0	2.3	3.3	4.2	2.2
Mauritius	684	r 0.0	r 0.0	r 0.0	r 0.1	0.0	r 0.0	r 0.0	r 0.1	r 0.0	r 0.0
Mozambique	688	0.1	r 0.0	r 0.0	r 0.0	r 0.0
South Africa	199	1.6	r 0.1	r 0.2	r 0.3	r 0.2	r 0.4	14.8	r 1.9	r 2.2	r 3.1	r 4.1	r 2.1
Swaziland	734	r 0.0	r 0.3	r 0.4	r 0.3	r 0.2	0.0	r 0.0	r 0.0	r 0.0	r 0.0	r 0.0
Western Hemisphere	205	3,383.1	772.8	910.1	1,007.1	889.9	953.7	3,910.9	1,044.6	1,009.3	1,139.8	1,170.0	997.8
Argentina	213	807.8	r 284.7	r 309.4	r 331.1	r 305.9	r 363.9	896.1	r 254.6	r 273.2	r 332.7	r 303.5	r 247.5
Brazil	223	1,367.6	r 262.1	r 363.6	r 414.3	r 412.3	r 374.2	1,492.2	r 380.3	r 364.0	r 405.0	r 410.6	r 364.4
Chile	228	78.8	r 24.4	r 20.5	r 23.1	r 25.9	r 25.7	349.6	r 100.0	r 66.9	r 79.8	r 110.6	r 90.8
Colombia	233	620.8	r 94.3	r 104.0	r 126.6	r 50.8	r 91.8	195.9	r 51.1	r 56.8	r 60.8	r 56.6	r 41.7
Costa Rica	238	1.0	r 0.4	r 0.4	r 0.3	r 0.4	r 0.5	1.4	r 0.4	r 0.4	r 0.3	r 0.4	r 0.3
Dominican Republic	243	2.5	r 1.0	r 0.4	r 0.5	r 0.5	r 0.4	0.6	r 0.3	r 0.3	r 0.3	r 0.1	r 0.2
Ecuador	248	73.8	r 12.8	r 18.0	r 16.2	r 11.7	r 12.0	42.3	r 11.1	r 12.3	r 11.0	r 14.7	r 12.8
El Salvador	253	0.3	r 0.1	r 0.1	r 0.1	r 0.1	r 0.1	0.8	r 0.2	r 0.2	r 0.2	r 0.2	r 0.1
Guatemala	258	0.6	r 0.2	r 0.2	r 0.3	r 0.4	r 0.4	1.8	r 0.4	r 0.5	r 0.5	r 0.4	r 0.7
Guyana	336	0.4	r 0.0	r 0.0
Honduras	268	0.2	r 0.0	r 0.0	r 0.0	r 0.1	r 0.1	0.5	r 0.2	r 0.0	r 0.1	r 0.1	r 0.0
Mexico	273	24.1	r 4.6	r 5.8	r 4.9	r 3.9	r 3.8	224.9	r 62.3	r 67.7	r 77.9	r 75.4	r 58.6
Nicaragua	278	0.3	r 0.1	r 0.1	r 0.1	r 0.0	r 0.1	1.2	r 0.4	r 0.3	r 0.6	r 0.3	r 0.1
Panama	283	7.2	r 1.8	r 1.6	r 1.9	r 1.9	r 1.5	3.5	r 1.2	r 0.9	r 0.8	r 1.0	r 0.9
Paraguay	288	36.5	r 8.4	r 13.1	r 18.3	r 10.8	r 11.2	60.1	r 12.1	r 11.0	r 15.2	r 13.9	r 11.2
Peru	293	341.4	r 75.1	r 70.3	r 67.7	r 62.5	r 65.1	589.6	r 157.4	r 144.0	r 143.2	r 165.1	r 154.8
Trinidad and Tobago	369	0.1	r 0.0	3.5	r 0.0	r 0.0	r 0.0	r 0.0
Uruguay	298	6.7	r 2.7	r 1.9	r 1.6	r 2.5	r 2.4	44.3	r 10.7	r 9.1	r 9.2	r 16.6	r 13.3
Venezuela, Rep. Bol.	299	12.8	r 0.0	r 0.6	r 0.1	r 0.2	r 0.7	2.5	r 2.2	r 1.3	r 2.2	r 0.5	r 0.3
Other Countries n.i.e	910	0.3	0.3	0.0	0.4	0.4	0.2	3.7	1.1	0.4	0.6	0.8	1.3
Cuba	928	0.3	r 0.1	r 0.0	r 0.4	r 0.4	r 0.2	2.5	r 0.8	r 0.2	r 0.4	r 0.5	r 1.1
Korea, Dem. People's Rep.	954	0.0	r 0.3	1.2	r 0.2	r 0.2	r 0.2	r 0.2	r 0.2
Special Categories	899	1.4	r 0.2	r 0.2	r 0.0	r 0.1	r 0.1	2.0	r 0.3	r 1.2	r 0.3	r 0.2	r 0.2
Countries & Areas n.s.	898	1.6	r 0.4	r 0.5	r 0.1	r 0.4	r 0.2

Bolivia (218)

In Millions of U.S. Dollars

		Exports (FOB)						Imports (CIF)					
		2016	2017Q1	2017Q2	2017Q3	2017Q4	2018Q1	2016	2017Q1	2017Q2	2017Q3	2017Q4	2018Q1
Memorandum Items													
Africa	605	1.9	0.2	0.5	0.7	0.5	0.6	34.2	2.4	2.7	3.6	4.3	2.6
Middle East	405	200.6	50.5	16.4	206.6	92.6	89.8	3.4	3.3	4.7	1.2	3.2	2.8
European Union	998	754.6	155.1	222.2	240.1	157.1	203.5	911.1	228.1	260.3	284.4	285.6	366.6
Export earnings: fuel	080	911.3	159.1	140.1	351.2	155.7	195.1	263.7	71.6	80.7	80.6	81.4	64.7
Export earnings: nonfuel	092	6,184.5	1,531.7	1,791.4	1,852.7	1,870.5	1,866.7	8,251.4	2,171.4	2,104.9	2,336.5	2,381.3	2,174.4

Bosnia and Herzegovina (963)

In Millions of U.S. Dollars

		Exports (FOB)						Imports (CIF)					
		2016	2017Q1	2017Q2	2017Q3	2017Q4	2018Q1	2016	2017Q1	2017Q2	2017Q3	2017Q4	2018Q1
IFS World		5,326.9	1,355.6	1,530.9	1,733.7	1,779.7	9,133.1	2,166.5	2,621.3	2,827.7	2,885.3
World	001	5,359.4	1,421.3	1,553.9	1,647.0	1,697.3	1,751.9	9,187.6	2,271.3	2,653.9	2,679.8	2,752.2	2,759.3
Advanced Economies	110	3,141.8	829.7	893.9	917.2	930.6	1,034.6	4,469.1	1,135.8	1,295.0	1,323.2	1,327.8	1,368.2
Euro Area	163	2,813.8	743.6	811.3	819.9	819.3	911.9	3,763.0	924.1	1,053.5	1,044.5	1,091.9	1,118.5
Austria	122	415.9	r 113.2	r 136.9	r 137.9	r 126.2	r 143.7	314.6	r 84.7	r 87.6	r 91.7	r 89.8	r 96.8
Belgium	124	27.7	r 8.4	r 7.4	r 7.6	r 7.6	r 8.3	74.7	r 18.2	r 21.2	r 19.7	r 22.8	r 21.6
Cyprus	423	1.3	r 0.0	r 0.1	r 0.2	r 0.2	r 0.3	1.8	r 0.3	r 0.9	r 0.3	r 0.5	r 0.4
Estonia	939	2.8	r 0.4	r 0.3	r 0.4	r 0.2	r 0.2	1.9	r 0.4	r 0.5	r 0.7	r 1.0	r 0.5
Finland	172	1.0	r 0.7	r 0.2	r 0.1	r 0.1	r 0.2	8.7	r 4.9	r 2.3	r 1.9	r 2.7	r 3.1
France	132	90.4	r 26.8	r 25.6	r 27.8	r 33.3	r 32.6	202.5	r 47.3	r 55.9	r 53.1	r 64.3	r 58.6
Germany	134	842.3	r 216.7	r 224.5	r 236.0	r 235.3	r 264.4	1,131.3	r 269.2	r 304.6	r 309.5	r 319.6	r 340.1
Greece	174	6.5	r 1.3	r 1.6	r 3.3	r 5.1	r 2.6	103.4	r 27.8	r 29.5	r 26.6	r 35.3	r 31.9
Ireland	178	0.1	r 0.0	r 0.0	r 0.0	r 0.1	r 0.1	22.8	r 5.4	r 7.9	r 7.0	r 8.2	r 7.5
Italy	136	643.9	r 159.0	r 184.2	r 175.4	r 172.7	r 196.9	1,076.4	r 252.7	r 315.1	r 295.4	r 316.1	r 307.4
Latvia	941	0.7	r 0.2	r 0.4	r 0.5	r 0.7	r 0.5	3.3	r 0.6	r 0.9	r 0.8	r 1.1	r 0.8
Lithuania	946	1.1	r 1.1	r 2.6	r 3.0	r 2.6	r 3.8	4.5	r 1.5	r 1.0	r 1.0	r 1.7	r 1.7
Luxembourg	137	35.6	r 9.1	r 8.3	r 12.3	r 12.1	r 10.6	3.5	r 1.3	r 0.9	r 1.0	r 1.0	r 1.2
Malta	181	0.4	r 0.0	r 0.1	r 0.0	r 0.1	r 1.3	15.3	r 4.4	r 4.1	r 3.2	r 4.8	r 6.7
Netherlands	138	116.9	r 36.4	r 38.5	r 33.4	r 37.8	r 45.3	134.7	r 35.6	r 37.1	r 39.6	r 36.7	r 43.6
Portugal	182	2.3	r 0.4	r 0.5	r 0.4	r 0.4	r 0.4	18.9	r 5.0	r 5.2	r 5.2	r 6.4	r 6.4
Slovak Republic	936	79.8	r 21.4	r 21.7	r 19.2	r 21.6	r 26.4	75.4	r 18.4	r 20.8	r 20.5	r 23.9	r 22.1
Slovenia	961	459.5	r 125.4	r 137.4	r 146.5	r 147.4	r 155.1	465.6	r 121.2	r 130.4	r 141.0	r 129.3	r 133.8
Spain	184	85.8	r 23.0	r 21.1	r 15.8	r 16.0	r 19.3	103.6	r 25.1	r 27.7	r 26.2	r 26.9	r 34.3
Australia	193	1.3	r 0.3	r 0.3	r 0.6	r 0.7	r 0.4	31.1	r 0.6	r 0.2	r 0.3	r 0.4	r 0.3
Canada	156	6.8	r 1.1	r 1.5	r 2.5	r 1.0	r 1.0	7.1	r 1.8	r 2.0	r 1.6	r 6.3	r 13.7
China,P.R.: Hong Kong	532	0.7	r 0.1	r 0.2	r 0.1	r 0.5	r 0.2	3.7	r 0.8	r 0.8	r 0.9	r 1.5	r 1.2
Czech Republic	935	81.3	r 21.7	r 21.8	r 23.9	r 25.0	r 31.7	151.7	r 47.2	r 47.8	r 46.1	r 48.2	r 50.2
Denmark	128	8.2	r 2.2	r 2.3	r 2.9	r 3.4	r 3.2	16.9	r 3.7	r 5.3	r 6.2	r 9.7	r 8.7
Iceland	176	0.0	r 0.0	r 0.0	r 0.0	r 0.1	0.8	r 0.2	r 0.0	r 0.0	r 0.1	r 0.1
Israel	436	1.4	r 0.3	r 0.5	r 0.4	r 0.3	r 0.6	5.5	r 1.2	r 1.5	r 0.9	r 0.9	r 1.4
Japan	158	0.7	r 0.3	r 0.0	r 0.0	r 0.0	r 0.0	52.8	r 12.4	r 18.9	r 12.1	r 16.2	r 14.7
Korea, Republic of	542	3.5	r 1.0	r 1.2	r 1.2	r 0.8	r 1.1	30.0	r 7.9	r 8.4	r 9.5	r 7.9	r 9.7
New Zealand	196	0.1	r 0.0	r 0.0	r 0.0	r 0.0	r 0.0	0.8	r 0.2	r 0.1	r 0.1	r 0.1	r 0.1
Norway	142	10.0	r 2.3	r 2.9	r 2.4	r 3.5	r 4.7	7.2	r 1.7	r 2.0	r 2.0	r 2.5	r 3.3
San Marino	135	0.1	r 0.0	r 0.0	r 0.1	r 0.0	r 0.1	0.5	r 0.0	r 0.0	r 0.1	r 0.1	r 0.0
Singapore	576	2.3	r 0.6	r 0.2	r 0.4	r 0.1	r 0.1	3.7	r 0.6	r 0.9	r 0.7	r 1.3	r 1.0
Sweden	144	47.9	r 14.5	r 12.9	r 13.6	r 14.2	r 15.6	58.0	r 13.3	r 12.6	r 15.0	r 14.6	r 15.4
Switzerland	146	93.7	r 21.4	r 21.5	r 23.9	r 34.2	r 34.1	53.8	r 14.5	r 14.9	r 17.8	r 15.5	r 17.8
Taiwan Prov.of China	528	0.2	r 0.1	r 0.1	r 0.1	r 0.0	r 0.0	24.2	r 6.1	r 7.1	r 6.8	r 6.6	r 8.3
United Kingdom	112	29.0	r 6.8	r 8.1	r 14.9	r 18.3	r 18.9	78.4	r 20.2	r 24.2	r 21.1	r 25.4	r 24.3
United States	111	40.7	r 13.4	r 9.0	r 10.3	r 9.2	r 11.1	179.9	r 79.4	r 94.6	r 81.6	r 78.8	r 79.6
Emerg. & Dev. Economies	200	2,104.9	567.2	630.3	700.6	735.7	689.6	4,671.1	1,134.8	1,347.8	1,350.4	1,420.7	1,389.8
Emerg. & Dev. Asia	505	25.5	8.1	11.4	8.4	10.0	7.7	827.9	215.9	221.3	232.0	232.9	268.0
Bangladesh	513	0.1	r 0.1	r 0.1	r 0.1	r 1.0	r 0.0	22.4	r 6.8	r 6.2	r 7.1	r 5.9	r 8.0
Brunei Darussalam	516	0.3	r 0.0	0.0	r 0.0	r 0.0	r 0.0	r 0.0
Cambodia	522	r 0.0	5.1	r 1.9	r 1.1	r 2.3	r 1.0	r 2.5
China,P.R.: Mainland	924	14.8	r 4.2	r 6.2	r 5.2	r 6.2	r 5.8	621.4	r 156.9	r 166.4	r 173.2	r 181.7	r 201.5
India	534	3.2	r 1.1	r 2.3	r 1.3	r 1.7	r 1.0	76.1	r 18.1	r 17.7	r 19.0	r 16.5	r 18.1
Indonesia	536	0.1	r 1.8	r 0.5	r 0.0	23.9	r 7.0	r 5.5	r 7.3	r 5.9	r 7.8
Malaysia	548	5.4	r 0.2	r 0.3	r 0.8	r 0.3	r 0.2	9.0	r 2.3	r 2.2	r 2.6	r 2.8	r 2.9
Myanmar	518	0.7	r 0.4	r 0.2	r 0.7	r 0.5	r 0.7
Philippines	566	0.5	r 0.3	r 1.3	r 0.0	r 0.0	r 0.0	1.8	r 0.7	r 0.5	r 0.4	r 0.5	r 0.8
Sri Lanka	524	0.1	r 0.1	r 0.3	r 0.1	r 0.2	1.3	r 0.7	r 1.3	r 1.2	r 0.5	r 0.7
Thailand	578	0.6	r 0.3	r 0.3	r 0.3	r 0.3	r 0.2	17.9	r 4.3	r 4.9	r 3.8	r 4.6	r 5.0
Tuvalu	869	0.3	r 0.2	r 0.0	r 0.0	r 0.0	r 0.0
Vietnam	582	0.5	r 0.1	r 0.2	r 0.3	r 0.2	r 0.2	47.9	r 16.5	r 15.5	r 14.3	r 12.8	r 19.7
Asia n.s.	598	0.0	r 0.1	0.1	r 0.0	r 0.0	r 0.0	r 0.0	r 0.2
Europe	170	1,946.0	535.1	583.3	657.7	687.8	652.3	3,588.9	854.7	1,065.6	1,046.2	1,123.5	1,056.9
Emerg. & Dev. Europe	903	1,872.2	512.8	564.7	634.9	651.7	635.1	3,159.2	764.9	891.2	927.2	981.9	876.9
Albania	914	25.8	r 4.9	r 6.9	r 6.6	r 5.1	r 3.9	9.0	r 1.9	r 5.9	r 2.7	r 2.6	r 1.6

Bosnia and Herzegovina (963)

In Millions of U.S. Dollars

		Exports (FOB)						Imports (CIF)					
		2016	2017Q1	2017Q2	2017Q3	2017Q4	2018Q1	2016	2017Q1	2017Q2	2017Q3	2017Q4	2018Q1
Bulgaria	918	49.8	r 10.7	r 11.9	r 11.0	r 10.3	r 5.7	78.9	r 18.3	r 20.9	r 18.3	r 20.0	r 19.4
Croatia	960	560.9	r 165.7	r 177.9	r 196.4	r 192.6	r 206.5	915.9	r 228.2	r 245.4	r 276.9	r 295.2	r 245.4
Hungary	944	110.8	r 34.8	r 33.1	r 36.3	r 42.1	r 43.6	230.6	r 59.8	r 66.6	r 60.9	r 71.2	r 68.6
Kosovo	967	84.8	r 16.5	r 22.4	r 27.7	r 21.4	r 17.0	9.7	r 1.6	r 2.8	r 3.2	r 2.2	r 2.8
Macedonia, FYR	962	75.2	r 17.5	r 19.5	r 26.2	r 19.7	r 14.9	86.6	r 16.4	r 22.7	r 24.6	r 24.8	r 19.8
Montenegro	943	137.0	r 40.6	r 49.8	r 57.4	r 53.4	r 53.1	28.9	r 12.0	r 11.1	r 13.3	r 15.2	r 7.4
Poland	964	56.7	r 15.8	r 16.3	r 22.4	r 22.6	r 28.9	269.7	r 63.3	r 86.2	r 79.5	r 85.0	r 72.7
Romania	968	74.7	r 21.9	r 20.4	r 26.7	r 27.4	r 30.9	102.3	r 24.9	r 28.1	r 27.3	r 27.2	r 31.8
Serbia, Republic of	942	468.2	r 134.9	r 148.5	r 165.2	r 176.9	r 173.6	1,036.6	r 249.0	r 287.1	r 311.0	r 313.9	r 288.3
Turkey	186	228.1	r 49.5	r 57.8	r 59.2	r 80.2	r 56.9	391.0	r 89.5	r 114.4	r 109.6	r 124.6	r 119.0
CIS	901	73.8	22.2	18.6	22.7	36.1	17.2	429.7	89.8	174.4	119.0	141.7	180.0
Armenia	911	0.0	r 0.0	r 0.0	r 0.0	r 0.1	r 0.1	0.0	r 0.0	r 0.0
Azerbaijan, Rep. of	912	0.4	r 0.1	r 0.1	r 0.0	r 0.4	r 0.0	0.0	r 0.0	r 0.0	r 0.0
Belarus	913	1.1	r 0.7	r 0.6	r 0.4	r 0.7	r 0.5	4.7	r 5.6	r 6.4	r 2.0	r 2.8	r 5.7
Georgia	915	0.2	r 0.0	r 0.1	r 0.0	r 0.1	r 0.0	0.1	r 0.0	r 0.0	r 0.0	r 0.0	r 0.0
Kazakhstan	916	0.3	r 0.1	r 0.1	r 0.1	r 0.1	1.6	r 1.4	r 1.5	r 0.9	r 0.5	r 0.3
Kyrgyz Republic	917	r 0.0	r 0.0	r 0.0	r 0.0	0.6	r 0.1	r 0.0	r 0.0	r 0.5	r 0.1
Moldova	921	2.0	r 1.0	r 0.2	r 0.3	r 0.8	r 0.0	2.6	r 0.5	r 0.3	r 0.3	r 1.3	r 0.7
Russian Federation	922	62.4	r 18.7	r 15.7	r 20.2	r 29.4	r 12.3	403.9	r 77.2	r 160.7	r 108.7	r 130.5	r 167.1
Tajikistan	923	0.0	r 0.0	r 0.0	0.1	r 0.1	r 0.0
Turkmenistan	925	0.0	r 0.1	r 0.0	r 0.0
Ukraine	926	7.3	r 1.6	r 1.8	r 1.6	r 4.6	r 4.1	16.0	r 5.0	r 5.4	r 7.0	r 6.0	r 6.1
Uzbekistan	927	0.0	r 0.0	r 0.0	r 0.0	r 0.1	r 0.0
Mid East, N Africa, Pak	440	120.1	20.8	31.2	30.9	33.1	24.9	45.5	13.0	15.3	14.2	14.5	17.1
Afghanistan, I.R. of	512	2.7	r 2.3	r 3.5	r 6.6	r 5.7	r 7.8	0.0	r 0.0	r 0.0	r 0.0	r 0.0
Algeria	612	0.5	r 0.0	r 4.6	r 0.1	r 0.1	r 0.1	0.8	r 0.1	r 0.7	r 0.4	r 0.2	r 0.0
Bahrain, Kingdom of	419	0.1	r 0.0	r 0.0	r 0.0	r 0.0	0.1	r 0.1	r 0.7	r 0.4	r 0.2	r 0.5
Egypt	469	43.6	r 3.2	r 4.0	r 3.9	r 9.5	r 5.4	8.4	r 2.6	r 2.1	r 1.4	r 2.1	r 2.9
Iran, I.R. of	429	1.6	r 0.4	r 0.2	r 0.2	r 0.3	r 0.3	2.5	r 0.9	r 1.5	r 2.1	r 2.4	r 2.7
Iraq	433	0.4	r 1.4	r 0.0	r 0.3	r 0.1	r 0.1	0.0	r 0.0	r 0.0
Jordan	439	2.5	r 0.1	r 0.2	r 0.1	r 0.0	r 0.3	1.5	r 0.2	r 0.3	r 0.3	r 0.3	r 0.5
Kuwait	443	1.1	r 0.1	r 0.2	r 0.1	r 0.4	r 0.3	0.5	r 0.1	r 0.0	r 0.1	r 0.1	r 0.2
Lebanon	446	1.9	r 0.1	r 0.9	r 0.1	r 1.1	r 0.1	0.0	r 0.0	r 0.0	r 0.0	r 0.0	r 0.0
Libya	672	1.7	r 0.8	r 0.2	r 0.2	r 0.2	r 0.1	0.6	r 0.1	r 0.2	r 0.0	r 0.0
Morocco	686	16.2	r 5.5	r 4.0	r 0.5	r 0.0	r 0.1	6.5	r 2.3	r 2.8	r 3.4	r 2.5	r 2.8
Oman	449	0.0	r 0.0	r 0.0	r 0.0	r 0.4	r 0.2	0.0	r 0.1	r 0.2	r 0.0	r 0.0
Pakistan	564	5.3	r 0.0	r 0.0	r 0.3	8.9	r 2.2	r 2.1	r 2.4	r 2.4	r 2.5
Qatar	453	0.2	r 0.0	r 0.1	r 0.1	r 0.5	r 0.2	2.0	r 0.5	r 0.8	r 0.4	r 0.9	r 0.7
Saudi Arabia	456	26.8	r 3.0	r 3.4	r 14.0	r 11.3	r 5.7	3.4	r 0.9	r 0.6	r 0.8	r 0.7	r 1.0
Sudan	732	0.4	r 0.5	r 1.5	r 1.8	r 0.2	r 0.2	0.1	r 0.0	r 0.1	r 0.0	r 0.1	r 0.0
Syrian Arab Republic	463	0.4	r 0.0	r 0.1	r 0.1	r 0.1	0.2	r 0.0	r 0.0	r 0.0	r 0.0	r 0.0
Tunisia	744	0.1	r 0.0	r 0.0	r 0.0	r 0.0	r 0.1	2.6	r 0.7	r 1.0	r 0.8	r 0.5	r 0.6
United Arab Emirates	466	14.4	r 3.1	r 8.5	r 2.7	r 2.8	r 3.6	7.3	r 2.2	r 2.3	r 1.7	r 2.1	r 2.5
Yemen, Republic of	474	0.1	r 0.2	r 0.0	r 0.1	r 0.3	0.0
Sub-Saharan Africa	603	7.5	1.2	2.2	1.1	1.4	1.6	17.1	4.1	4.4	5.7	4.9	5.4
Angola	614	1.6	r 0.5	r 0.1	r 0.0	r 0.0	r 0.0
Cameroon	622	0.4	r 0.2	r 0.1	0.2	r 0.0	r 0.0	r 0.0	r 0.0	r 0.1
Chad	628	r 0.3	0.0	r 0.0	r 0.0
Congo, Republic of	634	0.1	r 0.0	r 0.3	r 0.0	r 0.0	0.0	r 0.0	r 0.0
Côte d'Ivoire	662	0.0	r 0.0	r 0.0	r 0.0	0.9	r 0.1	r 0.1	r 0.2	r 0.1	r 0.1
Ethiopia	644	0.2	r 0.1	r 0.0	r 0.1	r 0.0	r 0.0	0.2	r 0.0	r 0.3	r 0.0	r 0.0	r 0.0
Ghana	652	0.5	r 0.0	r 0.0	r 0.1	r 0.0	5.2	r 1.0	r 1.0	r 0.4	r 0.8	r 0.6
Kenya	664	0.0	r 0.0	r 0.1	r 0.0	r 0.3	0.3	r 0.1	r 0.1	r 0.3	r 0.2	r 0.3
Liberia	668	0.1	r 0.1	r 0.0
Madagascar	674	r 0.0	0.1	r 0.0	r 0.0	r 0.0	r 0.0	r 0.0
Malawi	676	0.4	r 0.0	r 0.0	r 0.0	r 0.0	r 0.5
Mauritius	684	r 0.0	0.2	r 0.1	r 0.0	r 0.1	r 0.1	r 0.1
Mozambique	688	0.1	r 0.0	r 0.0	r 0.0	r 0.0
Namibia	728	0.9	r 0.1	r 0.5	r 0.0	r 0.0	r 0.0	0.7	r 0.2	r 0.6	r 0.7	r 0.6	r 0.9
Nigeria	694	0.5	r 0.2	r 0.3	r 0.1	r 0.0	r 0.0	0.1	r 0.0	r 0.0	r 0.0	r 0.3	r 0.1

Bosnia and Herzegovina (963)

In Millions of U.S. Dollars

		Exports (FOB)						Imports (CIF)					
		2016	2017Q1	2017Q2	2017Q3	2017Q4	2018Q1	2016	2017Q1	2017Q2	2017Q3	2017Q4	2018Q1
Rwanda	714	0.0	r 0.0	r 0.2	r 0.3	r 0.3	0.0	r 0.0	r 0.0	r 0.0	r 0.0	r 0.0
Senegal	722	0.3	r 0.1	r 0.2	r 0.0	0.0	r 0.0	r 0.0	r 0.0	r 0.0	r 0.0
Seychelles	718	2.0	r 0.3	r 0.4	r 0.0	r 0.1	0.0	r 0.0	r 0.0
Sierra Leone	724	0.1	0.1	r 0.0	r 0.0	r 0.0	r 0.0	r 0.0
South Africa	199	0.4	r 0.1	r 0.2	r 0.1	r 0.5	r 0.5	7.1	r 1.9	r 2.0	r 3.5	r 2.3	r 2.2
Swaziland	734	0.3	0.1	r 0.0	r 0.0	r 0.0	r 0.0	r 0.0
Tanzania	738	0.1	r 0.0	r 0.1	r 0.0	r 0.1	0.1	r 0.0	r 0.0	r 0.1	r 0.0	r 0.1
Uganda	746	0.0	r 0.0	r 0.0	r 0.0	r 0.0	0.8	r 0.1	r 0.2	r 0.2	r 0.2	r 0.2
Zambia	754	0.2	r 0.0	r 0.0	r 0.0	r 0.0	r 0.0
Zimbabwe	698	0.0	0.2	r 0.1	r 0.0	r 0.1	r 0.1	r 0.1
Western Hemisphere	205	5.8	2.0	2.1	2.5	3.3	3.0	191.7	47.2	41.1	52.3	44.8	42.3
Argentina	213	0.2	r 0.0	r 0.0	r 0.0	r 0.0	r 0.1	10.8	r 1.2	r 1.8	r 2.9	r 2.4	r 1.7
Bolivia	218	0.2	r 0.1	r 0.0	r 0.0	r 0.0	r 0.0
Brazil	223	0.8	r 0.2	r 0.3	r 0.4	r 0.3	r 0.2	121.1	r 30.1	r 21.4	r 32.9	r 25.1	r 18.4
Chile	228	0.1	r 0.3	r 0.2	r 0.0	r 0.3	r 0.1	2.4	r 0.3	r 0.2	r 0.2	r 0.5	r 0.5
Colombia	233	0.0	r 0.0	r 0.1	r 0.1	r 0.1	16.3	r 3.2	r 5.1	r 4.6	r 4.5	r 5.0
Costa Rica	238	0.0	r 0.0	r 0.0	8.1	r 2.1	r 3.4	r 1.0	r 2.6	r 3.5
Curacao	354	r 0.1	r 0.2	0.0	r 0.0
Dominican Republic	243	0.2	r 0.1	r 0.1	r 0.0	r 0.0	1.9	r 0.5	r 0.6	r 0.3	r 0.2	r 0.3
Ecuador	248	0.0	r 0.0	13.0	r 3.8	r 1.9	r 1.3	r 1.7	r 4.2
Falkland Islands	323	0.4	r 0.2	r 0.0	r 0.3	r 0.1	r 0.0
Guatemala	258	r 0.1	0.6	r 0.3	r 0.9	r 0.7	r 0.3	r 0.3
Honduras	268	0.1	r 0.0	r 0.0	r 0.0	r 0.2	r 0.0
Mexico	273	4.2	r 1.3	r 1.2	r 1.8	r 1.5	r 2.4	11.1	r 3.7	r 3.6	r 4.8	r 4.3	r 4.9
Nicaragua	278	r 0.0	0.1	r 0.0	r 0.1	r 0.0	r 0.0	r 0.0
Panama	283	0.2	r 0.0	0.0	r 0.0	r 0.0	r 0.0	r 0.0	r 0.0
Paraguay	288	r 0.0	0.4	r 0.0	r 0.0	r 0.0	r 0.0	r 0.2
Peru	293	0.0	r 0.0	r 1.0	1.3	r 0.2	r 0.2	r 0.2	r 0.5	r 0.3
St. Kitts and Nevis	361	0.1	r 0.0	r 0.0	0.0	r 0.0	r 0.0	r 0.0	r 0.0	r 0.0
Suriname	366	0.0	r 0.2	r 0.0	r 0.0	r 0.0	0.0	r 0.0	r 0.0	r 0.0	r 0.0	r 0.0
Uruguay	298	r 0.1	3.7	r 1.6	r 1.8	r 2.9	r 2.2	r 2.9
Venezuela, Rep. Bol.	299	r 0.0	0.0	r 0.0	r 0.0	r 0.1	r 0.1	r 0.0
Other Countries n.i.e	910	0.0	0.1	0.0	0.2	0.0	9.2	4.6	0.0	0.1
Cuba	928	0.0	r 0.1	r 0.0	0.1	r 0.0	r 9.2	r 4.5	r 0.0	r 0.1
Korea, Dem. People's Rep.	954	0.1	r 0.0	r 0.0	r 0.0	r 0.0	r 0.0
Countries & Areas n.s.	898	112.7	r 24.4	r 29.7	r 29.2	r 31.0	r 27.8	47.2	r 0.7	r 2.0	r 1.6	r 3.6	r 1.3
Memorandum Items													
Africa	605	24.7	7.2	12.3	3.5	1.8	2.0	27.1	7.2	9.0	10.2	8.2	9.0
Middle East	405	94.8	12.4	17.6	21.9	27.1	16.4	26.5	7.7	8.6	7.3	8.9	11.0
European Union	998	3,833.1	1,037.6	1,116.2	1,167.9	1,175.1	1,296.8	5,665.3	1,403.1	1,590.7	1,651.7	1,688.2	1,655.1
Export earnings: fuel	080	112.4	28.6	33.6	38.3	46.7	23.1	452.6	90.9	176.1	121.6	144.2	184.4
Export earnings: nonfuel	092	5,247.0	1,392.8	1,520.3	1,608.8	1,650.6	1,728.8	8,735.0	2,180.4	2,477.8	2,558.2	2,608.1	2,574.9

Botswana (616)

In Millions of U.S. Dollars

		Exports (FOB)						Imports (CIF)					
		2016	2017Q1	2017Q2	2017Q3	2017Q4	2018Q1	2016	2017Q1	2017Q2	2017Q3	2017Q4	2018Q1
IFS World		7,357.9	1,643.3	1,432.0	6,142.5	1,127.9	1,340.7
World	001	7,333.1	1,643.4	1,432.9	1,365.3	1,470.2	1,379.7	6,163.9	1,119.6	1,340.7	1,488.0	1,424.3	1,341.4
Advanced Economies	110	3,460.3	763.7	707.6	690.6	748.0	711.6	1,018.6	188.6	322.6	232.1	259.6	251.5
Euro Area	163	1,446.3	351.1	345.2	315.7	324.1	297.9	320.5	44.2	77.5	55.4	36.4	71.4
Austria	122	0.0	1.2	r 1.2	r 1.1	r 2.7
Belgium	124	1,383.0	r 344.4	r 340.1	r 301.9	r 319.2	r 294.3	156.2	r 24.0	r 44.6	r 28.6	r 12.0	r 33.5
Cyprus	423	0.4	r 0.1	4.0	r 0.1	r 0.3	r 0.4	r 0.9
Finland	172	29.5	1.1
France	132	1.8	r 0.0	r 6.5	r 0.2	40.0	r 2.1	r 2.6	r 2.2	r 5.5	r 3.0
Germany	134	0.9	r 3.4	r 0.2	88.1	r 14.4	r 25.3	r 16.3	r 11.4	r 22.7
Greece	174	6.2	r 1.2	r 2.2	r 1.1	r 0.4	0.6	r 0.1	r 0.6
Ireland	178	0.1	2.5	r 0.2	r 0.4	r 0.5	r 0.7
Italy	136	8.5	r 0.6	r 0.1	8.4	r 1.2	r 2.4	r 0.5	r 1.0	r 2.9
Latvia	941	0.0	r 0.4
Luxembourg	137	0.0	0.4
Malta	181	0.6	r 0.2	r 0.2	r 0.2	0.0
Netherlands	138	15.3	r 2.5	r 3.9	r 4.7	r 3.5	r 2.6	13.1	r 1.9	r 1.7	r 3.6	r 3.1	r 1.7
Portugal	182	0.0	0.3	r 0.2	r 0.5	r 0.7	r 1.1
Slovak Republic	936	0.0	0.5	r 0.3	r 0.1	r 0.8
Spain	184	0.1	4.1	r 0.4	r 0.4	r 0.9	r 0.7	r 1.1
Australia	193	0.5	r 1.1	6.9	r 0.6	r 0.4	r 2.9	r 0.5	r 0.3
Canada	156	365.6	r 65.2	r 5.0	r 8.9	r 10.5	r 5.0	343.5	r 83.9	r 192.1	r 71.3	r 127.8	r 87.6
China,P.R.: Hong Kong	532	185.9	r 48.4	r 53.5	r 65.9	r 87.6	r 71.4	31.2	r 3.9	r 5.6	r 8.1	r 8.8	r 4.7
Czech Republic	935	0.2	0.2	r 0.9	r 0.5	r 1.4
Denmark	128	0.0	2.8	r 0.4	r 0.2
Israel	436	443.9	r 138.9	r 103.7	r 87.1	r 107.8	r 111.3	55.7	r 17.2	r 16.5	r 50.2	r 17.8	r 26.3
Japan	158	12.2	r 3.5	r 4.9	r 7.6	r 3.8	r 4.7	37.8	r 4.5	r 4.0	r 7.2	r 9.6	r 11.3
Korea, Republic of	542	1.4	r 0.5	49.6	r 5.4	r 2.1	r 2.2	r 1.7	r 5.6
New Zealand	196	0.0	0.1
Norway	142	144.4	1.5
Singapore	576	412.8	r 98.2	r 105.6	r 122.3	r 142.9	r 124.4	11.6	r 8.7	r 1.2	r 1.6	r 2.3	r 6.3
Sweden	144	1.9	6.2	r 3.3	r 0.7	r 2.8	r 0.3	r 0.1
Switzerland	146	187.3	r 28.6	r 51.0	r 28.1	r 28.1	r 39.2	11.0	r 2.0	r 1.3	r 3.4	r 1.1	r 3.9
Taiwan Prov.of China	528	6.0	r 0.3	r 0.2	r 0.6	r 1.2	r 0.2
United Kingdom	112	91.7	r 1.5	r 8.0	r 15.6	r 16.0	r 17.9	81.2	r 7.4	r 13.0	r 15.1	r 9.4	r 16.9
United States	111	166.0	r 28.4	r 30.7	r 39.3	r 26.8	r 38.8	52.8	r 6.8	r 7.9	r 10.3	r 42.3	r 15.5
Emerg. & Dev. Economies	200	3,864.8	878.3	722.2	658.1	721.6	667.7	5,090.1	925.8	1,017.0	1,254.1	1,160.9	1,088.8
Emerg. & Dev. Asia	505	1,210.6	273.3	343.8	286.2	308.8	295.4	263.2	51.9	39.3	122.3	60.4	68.3
Cambodia	522	0.2	0.0
China,P.R.: Mainland	924	44.8	r 5.6	r 7.2	r 1.2	r 2.5	90.0	r 15.7	r 13.4	r 14.9	r 20.1	r 16.9
India	534	1,107.3	r 258.1	r 329.0	r 215.1	r 296.2	r 287.6	159.0	r 26.7	r 22.9	r 103.5	r 38.9	r 50.2
Indonesia	536	0.9
Malaysia	548	0.1	5.2	r 0.7	r 0.9	r 0.3	r 0.4	r 0.9
Philippines	566	0.0	0.2
Sri Lanka	524	0.0	r 0.3	r 1.1	r 1.2	0.4
Thailand	578	27.8	r 2.3	r 1.8	2.9	r 1.2	r 0.2
Vietnam	582	30.4	r 5.6	r 3.9	r 16.5	r 8.9	r 6.5	0.0
Asia n.s.	598	0.1	r 1.8	r 1.9	r 53.0	r 0.1	r 0.1	4.6	r 8.8	r 2.0	r 2.3	r 0.7	r 0.4
Europe	170	1.8	0.5	0.5	1.2	0.2	0.2	30.8	6.6	5.7	9.1	7.9	7.6
Emerg. & Dev. Europe	903	0.4	5.4	1.7	2.4	3.6	3.0
Bulgaria	918	0.0	0.2	r 1.2
Hungary	944	0.1	0.1	r 0.2	r 0.2	r 0.6
Poland	964	0.0	2.3	r 0.4	r 0.1	r 0.3	r 0.3
Romania	968	0.0	0.1	r 1.1	r 1.3	r 1.4
Serbia, Republic of	942	0.1	1.7
Turkey	186	0.2	1.1	r 1.0	r 1.7	r 0.6
CIS	901	0.0	25.3	2.0	5.0	5.2	2.9	4.2
Russian Federation	922	0.0	23.8	r 2.0	r 5.0	r 5.2	r 2.9	r 4.2
Ukraine	926	0.0	1.5
Europe n.s.	884	1.4	r 0.5	r 0.5	r 1.2	r 0.2	r 0.2	0.1	r 2.9	r 0.8	r 1.5	r 1.4	r 0.4

Botswana (616)

In Millions of U.S. Dollars

		Exports (FOB)						Imports (CIF)					
		2016	2017Q1	2017Q2	2017Q3	2017Q4	2018Q1	2016	2017Q1	2017Q2	2017Q3	2017Q4	2018Q1
Mid East, N Africa, Pak	440	709.8	320.7	213.4	158.9	222.1	148.3	23.3	113.5	6.9	6.5	8.7	11.7
Iran, I.R. of	429	0.4	0.0
Mauritania	682	0.4	r 0.3	0.0
Morocco	686	0.0	r 0.5	r 0.6	r 1.4
Oman	449	0.0	r 0.3	0.0
Pakistan	564	0.0	1.5	r 0.3	r 1.5	r 1.5
Qatar	453	0.0	0.1
Saudi Arabia	456	0.2	0.4
United Arab Emirates	466	708.8	r 320.7	r 213.4	r 158.9	r 221.8	r 148.1	21.2	r 113.5	r 6.9	r 5.7	r 6.5	r 8.8
Sub-Saharan Africa	603	1,942.3	283.8	164.5	211.9	190.5	223.8	4,767.6	753.9	964.6	1,116.2	1,084.0	1,001.3
Angola	614	2.4	r 0.3	r 0.3	r 0.3	r 0.3	r 1.0	0.1	r 0.1
Burkina Faso	748	r 0.2
Cameroon	622	0.1	0.0
Congo, Dem. Rep. of	636	1.9	r 0.3	r 0.4	r 0.5	r 3.5	0.0
Congo, Republic of	634	0.1	0.0
Eritrea	643	0.3
Ghana	652	0.0	0.1	r 0.0	r 0.2
Kenya	664	1.3	r 0.0	1.6	r 0.2	r 0.0	r 0.1	r 0.2
Lesotho	666	0.3	r 0.0	r 0.1	r 0.0	r 0.0	r 0.0	1.1	r 0.2	r 0.4	r 0.4	r 0.4	r 0.4
Malawi	676	1.7	r 0.2	r 0.2	r 1.5	r 1.9	r 0.1	3.8	r 0.5	r 0.2	r 0.5	r 0.4	r 0.6
Mali	678	0.1	r 0.1	0.0
Mauritius	684	0.2	2.6	r 0.8
Mozambique	688	3.2	r 0.1	r 0.3	r 0.1	117.9	r 13.7	r 14.3	r 26.2	r 15.9	r 17.3
Namibia	728	847.7	r 83.5	r 51.4	r 38.7	r 28.7	r 58.0	641.4	r 48.6	r 139.8	r 60.5	r 115.5	r 160.5
Niger	692	0.9	0.0
Nigeria	694	0.0	0.3
Seychelles	718	0.0	r 1.1	r 0.5	r 0.6	r 0.4	0.1
Sierra Leone	724	0.0	r 0.1	r 0.1
South Africa	199	993.4	r 188.0	r 95.4	r 154.1	r 139.2	r 141.4	3,940.1	r 683.3	r 796.7	r 1,013.2	r 932.5	r 810.6
Swaziland	734	1.0	r 0.0	r 0.1	r 0.3	r 0.0	r 0.0	10.4	r 1.3	r 2.6	r 2.6	r 1.7	r 1.4
Tanzania	738	2.9	r 0.2	0.2
Uganda	746	0.1	0.0
Zambia	754	31.0	r 5.2	r 7.0	r 7.9	r 8.8	r 8.2	26.1	r 2.2	r 6.6	r 5.2	r 5.7	r 4.9
Zimbabwe	698	50.6	r 5.7	r 7.8	r 7.4	r 9.7	r 10.5	21.6	r 3.2	r 3.8	r 6.5	r 7.3	r 4.9
Africa n.s.	799	2.9	r 0.4	r 1.2	r 0.6	r 0.2	r 0.3	r 0.5	r 0.2	r 0.3	r 4.4	r 0.2
Western Hemisphere	205	0.3	5.1	0.5
Argentina	213	0.0	0.3
Brazil	223	0.1	4.3
Costa Rica	238	0.0	0.1
Guyana	336	0.0	0.1
Mexico	273	0.0	0.1	r 0.5
Peru	293	0.2	0.0
Uruguay	298	0.1
Special Categories	899	6.6	r 1.1	r 1.5	r 15.1	r 0.1	r 0.1	55.1	r 3.2	r 0.9	r 1.6	r 1.8	r 1.1
Countries & Areas n.s.	898	1.4	r 0.4	r 1.5	r 1.4	r 0.6	r 0.4	r 2.0	r 0.2	r 0.2	r 2.0	r 0.0
Memorandum Items													
Africa	605	1,942.6	283.8	164.5	211.9	190.5	224.1	4,767.6	753.9	964.6	1,116.7	1,084.6	1,002.7
Middle East	405	709.4	320.7	213.4	158.9	222.1	148.1	21.8	113.5	6.9	5.7	6.5	8.8
European Union	998	1,540.3	352.6	353.2	331.3	340.1	315.7	413.5	57.0	91.2	75.8	48.5	92.2
Export earnings: fuel	080	711.9	321.0	213.7	159.2	222.4	149.1	45.9	115.5	11.8	10.9	9.6	12.9
Export earnings: nonfuel	092	6,621.2	1,322.5	1,219.2	1,206.1	1,247.9	1,230.6	6,118.0	1,004.1	1,328.9	1,477.1	1,414.7	1,328.5

Brazil (223)

In Millions of U.S. Dollars

		Exports (FOB)						Imports (FOB)					
		2016	2017Q1	2017Q2	2017Q3	2017Q4	2018Q1	2016	2017Q1	2017Q2	2017Q3	2017Q4	2018Q1
IFS World		185,286.4	50,469.8	57,206.3	56,914.9	53,165.1	54,377.1	137,486.0	36,042.5	35,444.3	39,838.8	39,419.0	40,419.6
World	001	184,557.6	50,462.7	57,253.6	56,899.9	53,155.7	54,537.2	136,980.1	36,045.0	35,440.4	39,836.2	39,415.9	40,418.5
Advanced Economies	110	75,434.4	18,483.1	20,072.5	22,179.3	21,162.0	21,825.3	71,917.5	18,363.8	17,579.9	19,762.2	19,110.7	20,001.5
Euro Area	163	28,664.1	7,054.7	7,513.9	7,732.2	7,654.0	9,658.5	25,286.4	6,329.3	6,053.4	7,214.3	6,862.9	6,945.9
Austria	122	74.9	r 31.5	r 31.0	r 21.4	r 53.4	r 18.6	776.0	r 218.9	r 197.0	r 273.8	r 222.8	r 275.4
Belgium	124	3,233.0	r 764.3	r 709.2	r 834.4	r 866.8	r 756.4	1,472.6	r 325.7	r 425.4	r 514.3	r 428.4	r 392.8
Cyprus	423	24.2	r 3.4	r 3.4	r 3.7	r 41.2	r 110.7	0.4	r 0.3	r 5.1	r 0.3	r 1.4	r 0.3
Estonia	939	57.1	r 44.5	r 33.6	r 10.7	r 7.2	r 10.9	25.5	r 6.1	r 5.6	r 9.9	r 9.3	r 9.3
Finland	172	281.2	r 67.2	r 79.5	r 64.4	r 79.0	r 63.5	593.9	r 103.5	r 98.1	r 127.6	r 194.1	r 99.4
France	132	2,331.9	r 557.6	r 578.5	r 542.0	r 570.8	r 783.9	3,707.1	r 811.3	r 906.8	r 1,035.4	r 973.5	r 876.9
Germany	134	4,860.9	r 1,235.4	r 1,126.5	r 1,236.0	r 1,313.7	r 1,269.9	9,098.6	r 2,228.9	r 2,128.9	r 2,590.3	r 2,278.2	r 2,496.9
Greece	174	126.2	r 20.6	r 27.4	r 30.4	r 29.8	r 37.5	111.6	r 6.8	r 7.4	r 6.9	r 9.1	r 43.5
Ireland	178	216.8	r 72.9	r 62.7	r 81.7	r 106.8	r 126.4	442.7	r 111.7	r 106.9	r 155.5	r 126.8	r 123.1
Italy	136	3,322.0	r 834.6	r 909.3	r 842.0	r 975.5	r 918.3	3,710.9	r 940.7	r 888.5	r 1,070.7	r 1,057.5	r 1,147.1
Latvia	941	20.7	r 2.9	r 3.1	r 2.9	r 4.1	r 15.8	8.2	r 2.5	r 1.9	r 1.7	r 2.2	r 2.2
Lithuania	946	31.6	r 26.7	r 3.7	r 7.4	r 5.2	r 6.0	20.6	r 4.7	r 7.3	r 12.4	r 4.5	r 17.1
Luxembourg	137	11.0	r 2.7	r 19.6	r 5.1	r 3.7	r 4.3	123.3	r 7.8	r 13.4	r 10.6	r 9.0	r 10.6
Malta	181	14.0	r 4.0	r 2.3	r 2.7	r 4.8	r 4.3	30.0	r 3.9	r 4.3	r 4.8	r 3.7	r 3.6
Netherlands	138	10,323.0	r 2,263.7	r 2,425.4	r 2,296.6	r 2,267.2	r 3,879.6	1,763.7	r 708.9	r 447.0	r 317.1	r 426.9	r 481.0
Portugal	182	654.5	r 202.8	r 334.5	r 547.8	r 347.6	r 358.8	640.2	r 169.1	r 154.9	r 230.0	r 272.7	r 282.6
Slovak Republic	936	23.3	r 6.2	r 6.1	r 6.4	r 6.0	r 6.4	103.3	r 25.8	r 25.5	r 30.1	r 30.4	r 32.4
Slovenia	961	428.0	r 89.3	r 116.6	r 96.0	r 97.9	r 87.6	56.5	r 14.6	r 17.1	r 18.4	r 16.3	r 23.0
Spain	184	2,629.7	r 824.6	r 1,041.6	r 1,100.7	r 873.6	r 1,199.6	2,601.5	r 638.1	r 612.5	r 804.4	r 796.1	r 628.7
Australia	193	419.8	r 96.9	r 105.7	r 115.9	r 146.3	r 116.8	867.3	r 453.7	r 325.8	r 252.6	r 331.0	r 190.0
Canada	156	2,366.1	r 633.3	r 667.7	r 749.7	r 669.2	r 721.5	1,841.4	r 392.9	r 373.9	r 572.8	r 421.8	r 406.1
China,P.R.: Hong Kong	532	2,262.7	r 548.9	r 631.2	r 702.2	r 800.5	r 740.8	450.0	r 113.0	r 131.6	r 162.6	r 170.8	r 209.9
China,P.R.: Macao	546	0.3	r 1.3	r 0.3	r 0.1	r 0.6	r 0.3	2.3	r 1.4	r 0.8	r 0.9	r 0.6	r 0.5
Czech Republic	935	41.1	r 14.5	r 7.7	r 34.5	r 14.0	r 14.7	465.8	r 116.6	r 110.0	r 132.7	r 112.8	r 126.0
Denmark	128	244.6	r 70.5	r 68.7	r 86.7	r 91.8	r 85.2	606.0	r 136.0	r 161.6	r 157.0	r 135.5	r 206.5
Iceland	176	82.2	r 56.0	r 48.4	r 62.2	r 67.4	r 52.6	18.6	r 5.2	r 2.1	r 4.7	r 3.2	r 3.1
Israel	436	425.0	r 85.6	r 111.4	r 155.6	r 113.4	r 80.5	683.9	r 182.1	r 212.4	r 248.5	r 242.3	r 186.1
Japan	158	4,604.5	r 1,134.7	r 1,165.7	r 1,454.2	r 1,511.9	r 997.6	3,522.9	r 869.0	r 865.4	r 1,020.1	r 1,008.0	r 1,018.1
Korea, Republic of	542	2,881.0	r 643.4	r 776.9	r 824.9	r 831.9	r 626.1	5,994.4	r 1,286.6	r 1,342.6	r 1,330.9	r 1,280.6	r 1,499.4
New Zealand	196	96.8	r 12.1	r 20.0	r 19.8	r 31.7	r 15.6	56.8	r 9.9	r 18.6	r 18.9	r 11.9	r 11.8
Norway	142	732.6	r 166.3	r 200.8	r 207.2	r 200.1	r 208.6	559.9	r 152.0	r 89.2	r 115.4	r 131.5	r 137.1
San Marino	135	r 0.2	r 0.0	r 0.1	r 0.1	r 0.0	1.3	r 2.9	r 1.2	r 2.4	r 3.2	r 2.6
Singapore	576	2,827.6	r 540.3	r 392.9	r 1,339.1	r 462.4	r 553.7	426.0	r 106.3	r 135.3	r 188.4	r 215.8	r 169.8
Sweden	144	514.5	r 121.3	r 102.7	r 135.1	r 107.4	r 151.1	954.7	r 254.1	r 229.6	r 299.6	r 306.2	r 321.3
Switzerland	146	1,657.0	r 257.5	r 227.0	r 160.1	r 148.0	r 221.6	2,014.4	r 450.6	r 441.0	r 595.7	r 497.4	r 482.3
Taiwan Prov.of China	528	1,445.2	r 341.1	r 396.2	r 642.3	r 455.2	r 262.5	1,620.2	r 459.4	r 474.1	r 544.7	r 522.5	r 576.1
United Kingdom	112	2,868.8	r 622.7	r 656.9	r 694.5	r 871.2	r 844.2	2,383.7	r 464.7	r 535.1	r 693.3	r 609.7	r 501.5
United States	111	23,300.5	r 6,081.9	r 6,978.3	r 7,063.2	r 6,984.9	r 6,473.2	24,161.5	r 6,578.2	r 6,076.4	r 6,206.6	r 6,243.0	r 7,007.5
Emerg. & Dev. Economies	200	107,067.7	31,340.0	36,503.8	34,093.6	31,349.8	31,953.3	64,787.1	17,619.9	17,823.8	20,041.4	20,278.0	20,351.6
Emerg. & Dev. Asia	505	46,997.7	15,290.0	18,794.6	15,114.7	13,126.9	14,626.0	30,789.6	8,492.7	8,351.3	10,347.6	10,120.1	10,570.8
American Samoa	859	0.1	r 0.0	r 0.1	0.0
Bangladesh	513	1,091.4	r 281.0	r 357.8	r 570.8	r 390.4	r 268.3	126.0	r 41.3	r 35.5	r 35.6	r 45.0	r 63.9
Bhutan	514	0.1	r 0.1	r 0.0	0.0	r 0.0	r 0.1	r 0.1	r 0.1
Brunei Darussalam	516	0.6	r 0.0	r 0.3	r 0.1	r 0.3	r 0.3	0.2	r 0.1	r 0.0	r 0.1	r 0.0	r 0.1
Cambodia	522	5.9	r 0.9	r 1.0	r 2.1	r 2.2	r 2.2	22.2	r 8.0	r 7.0	r 7.9	r 8.4	r 11.8
China,P.R.: Mainland	924	35,134.0	r 11,784.9	r 15,167.7	r 11,185.9	r 9,356.7	r 11,903.1	23,189.9	r 6,255.6	r 6,006.9	r 7,652.0	r 7,408.7	r 7,774.5
Fiji	819	1.1	r 0.3	r 0.4	r 0.2	r 0.4	r 0.2	0.1	r 0.0	r 0.0	r 0.0	r 0.0	r 0.0
F.T. French Polynesia	887	1.2	r 0.2	r 0.4	r 0.1	r 0.1	r 0.2	0.0	r 0.0	r 0.0	r 0.0
F.T. New Caledonia	839	5.2	r 2.8	r 1.4	r 1.3	r 1.6	r 1.7	0.1	r 0.0	r 0.5	r 0.2	r 0.0	r 0.1
Guam	829	0.3	r 0.1	r 0.1	r 0.1	r 0.2
India	534	2,777.2	r 1,166.0	r 1,231.7	r 1,048.9	r 1,210.9	r 814.9	1,892.6	r 615.1	r 663.8	r 790.3	r 876.7	r 846.8
Indonesia	536	2,204.4	r 372.3	r 352.8	r 517.5	r 529.3	r 337.4	1,195.3	r 338.7	r 298.4	r 338.2	r 375.8	r 346.9
Kiribati	826	0.2	r 0.0	r 0.0	r 0.0	0.0	r 0.0	r 0.0	r 0.0
Lao People's Dem.Rep	544	0.7	r 0.6	r 0.3	r 0.7	r 0.7	0.6	r 0.1	r 0.1	r 0.4	r 0.3	r 0.3
Malaysia	548	1,843.8	r 738.0	r 476.7	r 599.7	r 675.2	r 432.5	1,180.9	r 308.0	r 372.8	r 400.1	r 353.3	r 386.9
Maldives	556	14.3	r 4.0	r 3.5	r 3.3	r 4.4	r 4.0	0.0	r 0.0

Brazil (223)

In Millions of U.S. Dollars

		Exports (FOB)						Imports (FOB)					
		2016	2017Q1	2017Q2	2017Q3	2017Q4	2018Q1	2016	2017Q1	2017Q2	2017Q3	2017Q4	2018Q1
Marshall Islands	867	0.4	r 0.7	r 0.7	r 0.8	r 0.9	r 0.7	r 0.0	r 0.0	r 0.0	r 0.0	r 0.0
Micronesia	868	0.1	r 0.0	r 0.0	r 0.1	r 0.0	r 0.0	r 0.0	r 0.0
Mongolia	948	2.0	r 1.3	r 2.0	r 1.3	r 1.0	r 0.9	0.0	r 0.0	r 0.0	r 0.0	r 0.0	r 0.0
Myanmar	518	185.2	r 86.7	r 32.6	r 16.5	r 9.0	r 9.1	1.6	r 0.7	r 1.0	r 1.1	r 1.1	r 1.4
Nepal	558	1.1	r 0.1	r 0.2	r 1.8	r 0.7	r 0.7	0.3	r 0.0	r 0.1	r 0.1	r 0.1	r 0.0
Palau	565	1.1	r 0.0	r 0.0	0.0	r 0.0	r 0.0	r 0.0	r 0.0	r 0.0
Papua New Guinea	853	2.8	r 0.5	r 1.0	r 0.7	r 0.9	r 0.8	0.0	r 0.0	r 0.0	r 0.0	r 0.0	r 0.1
Philippines	566	436.3	r 144.2	r 105.3	r 92.9	r 102.4	r 127.0	192.2	r 54.6	r 53.9	r 71.0	r 68.5	r 63.5
Samoa	862	0.7	r 0.2	r 0.2	r 0.3	r 0.1	r 0.1	0.2	r 0.1	r 0.1	r 1.5	r 0.3	r 0.6
Solomon Islands	813	0.1	r 0.0	r 0.0	r 0.0
Sri Lanka	524	160.8	r 16.7	r 22.2	r 6.4	r 20.8	r 4.8	49.5	r 13.6	r 14.2	r 14.1	r 14.7	r 16.4
Thailand	578	1,714.8	r 375.8	r 687.6	r 497.8	r 227.4	r 377.7	1,340.8	r 355.8	r 374.2	r 446.2	r 391.8	r 426.2
Timor-Leste	537	6.6	r 1.8	r 2.8	r 3.5	r 2.6	r 1.7	0.0	r 0.0	r 0.0	r 0.0
Tonga	866	0.9	r 0.2	r 0.3	r 0.4	r 0.3	r 0.2	r 0.0
Vanuatu	846	0.1	r 0.0	r 0.0	r 0.1	r 0.0	0.0	r 0.0
Vietnam	582	1,401.0	r 310.6	r 317.8	r 538.7	r 565.7	r 302.3	1,582.4	r 500.6	r 522.3	r 588.4	r 574.9	r 631.3
Asia n.s.	598	3.1	r 0.6	r 27.6	r 23.1	r 22.7	r 34.1	14.5	r 0.4	r 0.2	r 0.4	r 0.4	r 0.2
Europe	170	5,338.0	1,451.7	1,654.0	1,654.3	1,647.7	1,581.6	4,050.0	1,232.0	1,219.7	1,372.8	1,112.1	1,208.9
Emerg. & Dev. Europe	903	2,609.9	676.9	892.8	687.8	959.1	1,109.4	1,509.6	416.8	379.9	440.8	422.6	425.7
Albania	914	39.3	r 7.4	r 11.3	r 13.6	r 12.5	r 13.1	0.9	r 0.1	r 0.2	r 0.2	r 0.7	r 0.2
Bosnia and Herzegovina	963	1.2	r 0.1	r 0.3	r 0.4	r 0.2	r 0.5	1.7	r 0.5	r 0.7	r 1.2	r 1.0	r 0.9
Bulgaria	918	102.5	r 20.5	r 4.6	r 37.0	r 54.1	r 113.8	51.2	r 10.1	r 11.3	r 16.5	r 10.5	r 10.9
Croatia	960	98.3	r 17.5	r 23.1	r 16.6	r 18.6	r 12.0	6.5	r 2.7	r 3.1	r 5.9	r 4.4	r 3.2
Gibraltar	823	0.2	r 0.1	r 0.0	r 0.0	r 0.1	r 23.5	0.0	r 0.0	r 0.0	r 0.0	r 0.0	r 0.0
Hungary	944	197.7	r 50.8	r 42.6	r 39.5	r 48.8	r 34.2	279.2	r 71.5	r 82.6	r 91.3	r 99.6	r 90.8
Macedonia, FYR	962	16.6	r 5.8	r 5.4	r 5.4	r 2.6	r 5.6	3.2	r 0.6	r 0.8	r 0.8	r 1.6	r 1.2
Montenegro	943	25.7	r 3.9	r 4.4	r 4.7	r 4.5	r 1.5	0.1	r 0.1	r 0.1	r 0.1	r 0.1	r 0.0
Poland	964	427.7	r 95.0	r 184.4	r 127.8	r 188.6	r 213.7	483.8	r 124.3	r 129.9	r 167.8	r 138.7	r 142.9
Romania	968	214.6	r 66.3	r 125.4	r 53.0	r 58.1	r 103.9	259.2	r 83.0	r 33.7	r 35.6	r 38.8	r 36.5
Serbia, Republic of	942	39.9	r 10.1	r 11.5	r 11.2	r 8.1	r 10.0	23.0	r 6.8	r 5.0	r 4.8	r 4.7	r 5.3
Turkey	186	1,446.1	r 399.2	r 479.7	r 378.6	r 562.8	r 577.6	400.8	r 117.2	r 112.6	r 116.8	r 122.5	r 133.7
CIS	901	2,728.0	774.8	761.2	966.5	688.6	472.3	2,540.3	815.2	839.8	932.0	689.4	783.2
Armenia	911	38.6	r 3.8	r 3.2	r 8.3	r 9.3	r 5.5	0.1	r 0.0	r 0.0	r 0.1	r 0.0	r 0.0
Azerbaijan, Rep. of	912	11.1	r 2.6	r 5.6	r 61.5	r 1.4	r 2.1	0.1	r 0.1	r 0.0	r 0.1	r 0.0	r 0.2
Belarus	913	10.4	r 1.0	r 1.2	r 4.0	r 6.1	r 2.6	419.6	r 119.8	r 142.1	r 159.2	r 122.0	r 60.8
Georgia	915	242.9	r 47.3	r 42.1	r 65.0	r 39.8	r 24.6	1.4	r 0.3	r 0.2	r 0.1	r 0.1	r 0.1
Kazakhstan	916	2.2	r 2.2	r 1.4	r 0.6	r 0.7	r 1.0	44.6	r 8.7	r 26.6	r 9.7	r 8.1	r 22.0
Kyrgyz Republic	917	2.3	r 0.6	r 0.2	r 0.1	r 0.2	0.1	r 0.0	r 0.1	r 0.0
Moldova	921	2.4	r 0.7	r 0.3	r 1.2	r 2.8	r 1.9	1.7	r 0.6	r 0.5	r 0.8	r 0.7	r 1.2
Russian Federation	922	2,300.1	r 688.7	r 678.3	r 786.6	r 583.2	r 397.6	2,039.1	r 679.3	r 658.0	r 754.7	r 552.9	r 684.7
Tajikistan	923	3.0	r 0.4	r 0.9	r 1.6	r 1.6	r 2.2	0.0	r 0.1	r 0.3	r 0.3
Turkmenistan	925	0.5	r 0.1	r 0.3	r 0.2	r 1.2	r 4.0	0.0	r 0.0	r 5.9	r 0.0	r 0.0
Ukraine	926	101.1	r 26.7	r 25.9	r 36.0	r 40.8	r 28.8	33.1	r 6.3	r 6.3	r 7.0	r 4.8	r 13.7
Uzbekistan	927	13.5	r 0.7	r 1.9	r 1.3	r 1.4	r 1.9	0.5	r 0.1	r 0.2	r 0.0	r 0.5	r 0.1
Europe n.s.	884	0.1	r 0.0	r 0.0	r 0.0	r 0.0	r 0.0	0.1	r 0.0	r 0.0	r 0.0	r 0.1	r 0.0
Mid East, N Africa, Pak	440	14,103.6	3,586.8	4,150.2	4,790.9	4,238.4	3,447.3	5,278.6	1,885.1	1,565.6	1,371.8	1,739.0	1,795.6
Afghanistan, I.R. of	512	8.8	r 3.4	r 3.4	r 1.7	r 0.8	r 4.1	0.1	r 0.0	r 0.1	r 0.0	r 0.1	r 0.2
Algeria	612	1,063.3	r 325.1	r 359.8	r 214.5	r 287.1	r 238.7	1,644.3	r 802.4	r 505.3	r 431.6	r 574.0	r 469.8
Bahrain, Kingdom of	419	214.6	r 103.5	r 70.9	r 86.9	r 78.1	r 94.8	76.2	r 38.2	r 9.3	r 5.3	r 41.9	r 18.6
Djibouti	611	90.7	r 19.2	r 8.5	r 21.9	r 12.5	r 9.3	0.0	r 0.0	r 0.0	r 0.0	r 0.0	r 0.0
Egypt	469	1,772.2	r 220.8	r 432.0	r 1,085.7	r 679.8	r 474.0	93.0	r 45.4	r 51.1	r 33.4	r 25.5	r 43.1
Iran, I.R. of	429	2,232.8	r 572.9	r 755.1	r 611.7	r 620.0	r 594.3	86.0	r 28.6	r 9.4	r 1.0	r 1.9	r 1.8
Iraq	433	455.5	r 159.4	r 163.4	r 223.3	r 264.6	r 75.1	114.6	r 0.0	r 49.6	r 21.3	r 54.5	r 143.3
Jordan	439	184.2	r 48.0	r 50.9	r 55.2	r 69.5	r 55.9	6.0	r 0.6	r 2.0	r 3.1	r 1.8	r 0.6
Kuwait	443	197.8	r 65.6	r 52.3	r 55.0	r 49.7	r 56.6	309.5	r 99.6	r 9.9	r 11.9	r 14.0	r 112.5
Lebanon	446	280.4	r 65.0	r 59.3	r 71.2	r 68.0	r 82.8	1.9	r 2.6	r 15.7	r 0.7	r 0.6	r 0.8
Libya	672	141.5	r 21.8	r 46.9	r 53.1	r 39.1	r 22.1	26.8	r 39.0	r 0.9	r 20.7
Mauritania	682	119.9	r 13.8	r 24.7	r 32.4	r 31.1	r 7.1	0.1	r 0.2	r 0.1	r 0.0	r 0.0
Morocco	686	488.5	r 171.4	r 141.9	r 149.5	r 152.2	r 140.5	642.1	r 190.4	r 192.3	r 284.4	r 200.6	r 135.5
Oman	449	492.4	r 185.6	r 190.7	r 150.0	r 168.9	r 154.0	92.9	r 20.6	r 52.0	r 10.5	r 55.4	r 33.5

Brazil (223)

In Millions of U.S. Dollars

		Exports (FOB)						Imports (FOB)					
		2016	2017Q1	2017Q2	2017Q3	2017Q4	2018Q1	2016	2017Q1	2017Q2	2017Q3	2017Q4	2018Q1
Pakistan	564	433.4	r 103.0	r 241.6	r 162.8	r 97.8	r 88.3	44.7	r 13.6	r 14.0	r 15.4	r 11.7	r 17.1
Qatar	453	378.0	r 64.3	r 163.1	r 85.8	r 107.1	r 73.5	539.5	r 131.7	r 100.0	r 77.6	r 136.5	r 97.4
Saudi Arabia	456	2,487.3	r 779.5	r 600.3	r 659.3	r 618.1	r 580.7	1,216.3	r 456.6	r 518.3	r 400.1	r 507.2	r 632.8
Somalia	726	81.4	r 9.3	r 22.6	r 20.6	r 17.2	r 16.9	0.0	r 0.0	r 0.0
Sudan	732	30.4	r 2.0	r 3.8	r 14.2	r 23.0	r 3.2	0.9	r 0.3	r 0.3	r 0.0	r 0.0	r 0.0
Syrian Arab Republic	463	105.8	r 25.4	r 5.2	r 23.7	r 20.3	r 16.6	1.2	r 0.4	r 0.4	r 0.3	r 0.3	r 0.2
Tunisia	744	197.2	r 60.1	r 64.6	r 84.2	r 77.7	r 96.3	46.5	r 5.2	r 8.9	r 14.8	r 21.6	r 6.6
United Arab Emirates	466	2,235.3	r 491.2	r 595.6	r 776.7	r 646.0	r 495.2	335.5	r 48.6	r 27.0	r 21.3	r 90.0	r 60.9
West Bank and Gaza	487	27.9	r 5.4	r 7.1	r 9.1	r 6.0	r 6.3	0.1	r 0.1	r 0.2	r 0.0
Yemen, Republic of	474	384.4	r 70.8	r 86.5	r 142.5	r 103.9	r 61.0	0.1	r 0.0	r 0.0	r 0.0	r 0.0	r 0.0
Sub-Saharan Africa	603	3,596.2	1,123.6	1,096.6	1,171.8	983.6	1,014.6	2,086.9	353.3	605.5	614.6	530.2	609.3
Angola	614	539.7	r 157.9	r 162.7	r 213.2	r 136.8	r 126.7	72.0	r 47.3	r 67.6	r 60.5	r 90.3	r 20.6
Benin	638	71.1	r 19.9	r 40.8	r 31.0	r 39.0	r 52.6	0.0	r 0.0
Botswana	616	4.0	r 0.0	r 0.4	r 0.4	r 0.2	r 0.1	0.0	r 0.0	r 0.0	r 0.0	r 0.0
Burkina Faso	748	1.3	r 3.4	r 1.2	r 3.7	r 1.6	r 1.0	r 0.0
Burundi	618	0.1	r 0.1	r 0.0	r 0.0
Cabo Verde	624	19.7	r 4.9	r 6.1	r 5.8	r 5.9	r 4.6	0.1	r 0.0	r 0.0	r 0.1	r 0.0	r 0.0
Cameroon	622	42.2	r 18.9	r 30.2	r 27.2	r 17.1	r 22.0	0.8	r 0.1	r 0.5	r 0.3	r 0.2	r 0.1
Central African Rep.	626	6.2	r 0.3	r 0.2	r 0.2	r 0.3	r 0.2	0.2	r 0.0	r 0.0	r 0.0	r 0.0	r 0.0
Chad	628	2.0	r 0.2	r 0.0	r 0.4	r 0.2	r 0.3	r 0.0	r 0.0	r 0.0
Comoros	632	1.9	r 0.5	r 0.2	r 0.5	r 1.5	r 0.4	0.0	r 0.0	r 0.0	r 0.0	r 0.0	r 0.0
Congo, Dem. Rep. of	636	41.5	r 10.9	r 8.0	r 5.1	r 14.7	r 9.1	9.9	r 0.6	r 3.4	r 0.5	r 4.7	r 20.9
Congo, Republic of	634	31.0	r 9.9	r 4.0	r 1.5	r 3.1	r 6.3	0.1	r 6.6	r 3.4	r 0.0	r 0.0
Côte d'Ivoire	662	20.9	r 15.3	r 10.3	r 12.9	r 16.3	r 14.0	16.2	r 8.0	r 24.3	r 31.6	r 8.8	r 8.9
Equatorial Guinea	642	19.6	r 3.0	r 2.8	r 2.5	r 3.4	r 3.1	146.0	r 1.6	r 37.3	r 33.3	r 0.0
Eritrea	643	22.4	r 0.0	r 10.1	r 5.3	0.0	r 0.0	r 0.0
Ethiopia	644	13.6	r 2.7	r 3.8	r 15.0	r 8.8	r 4.3	0.1	r 0.0	r 0.0	r 0.1	r 0.2	r 0.0
Gabon	646	27.5	r 7.8	r 4.0	r 6.3	r 8.3	r 9.0	0.0	r 0.0	r 0.0	r 0.0	r 0.0
Gambia, The	648	82.1	r 21.9	r 30.4	r 26.8	r 11.6	r 34.3	0.0	r 0.0	r 0.0
Ghana	652	213.4	r 45.1	r 75.5	r 45.9	r 46.0	r 40.1	149.8	r 52.8	r 93.8	r 5.2	r 33.4	r 75.3
Guinea	656	35.5	r 14.3	r 23.4	r 11.4	r 6.9	r 17.3	0.0	r 2.8	r 2.8	r 2.6	r 2.1	r 0.7
Guinea-Bissau	654	2.4	r 1.1	r 1.0	r 0.9	r 0.8	r 0.5	1.3	r 0.7
Kenya	664	58.9	r 6.9	r 29.2	r 88.9	r 44.5	r 40.0	0.7	r 0.4	r 0.3	r 0.3	r 0.3	r 0.4
Lesotho	666	0.5	r 1.2	r 0.2	r 0.0	0.0	r 0.0	r 0.0	r 0.0	r 0.0
Liberia	668	26.2	r 5.7	r 5.7	r 7.0	r 7.5	r 5.6	0.1	r 0.7	r 0.8	r 0.9	r 0.5
Madagascar	674	30.4	r 15.6	r 20.1	r 19.2	r 8.2	r 6.7	0.7	r 0.1	r 0.7	r 0.4	r 0.6	r 0.5
Malawi	676	0.4	r 0.1	r 0.1	r 0.4	r 0.1	r 0.1	1.2	r 0.0	r 0.8	r 0.0	r 0.5	r 0.3
Mali	678	48.1	r 1.1	r 3.0	r 1.2	r 1.9	r 1.5	0.0	r 0.0	r 0.0	r 0.0	r 0.0	r 0.0
Mauritius	684	34.7	r 26.9	r 11.7	r 24.7	r 3.8	r 2.6	0.4	r 0.1	r 0.4	r 0.3	r 0.2	r 0.5
Mozambique	688	50.6	r 4.8	r 5.4	r 3.4	r 16.3	r 4.3	23.0	r 2.4	r 81.7	r 11.4	r 44.1	r 50.9
Namibia	728	24.0	r 3.4	r 1.9	r 3.3	r 2.5	r 1.8	0.2	r 0.0	r 0.1	r 0.2	r 0.0
Niger	692	0.5	r 0.2	r 0.1	r 0.1	r 0.3	r 0.1	0.0	r 0.0	r 0.0	r 0.0	r 0.0	r 1.2
Nigeria	694	731.4	r 235.4	r 202.4	r 138.3	r 161.1	r 189.4	1,387.7	r 128.4	r 166.0	r 336.5	r 198.1	r 267.9
Rwanda	714	0.9	r 0.2	r 0.3	r 0.1	r 0.1	r 0.2	0.0	r 0.0	r 0.0	r 0.0	r 0.0	r 0.0
São Tomé & Príncipe	716	1.2	r 0.3	r 0.3	r 0.7	r 0.5	r 0.6	r 0.0
Senegal	722	86.4	r 15.3	r 21.2	r 49.8	r 47.1	r 25.7	4.4	r 1.5	r 0.2	r 0.7	r 0.7	r 0.6
Seychelles	718	9.8	r 3.6	r 1.9	r 2.2	r 1.7	r 1.2	0.3	r 0.0	r 0.1	r 0.0	r 0.0	r 0.1
Sierra Leone	724	24.3	r 14.3	r 9.2	r 12.0	r 6.1	r 8.8	0.2	r 0.0	r 0.0	r 0.0	r 0.0	r 0.0
South Africa	199	1,174.9	r 416.9	r 352.6	r 392.2	r 348.4	r 372.6	252.4	r 100.4	r 119.0	r 127.7	r 141.6	r 158.5
South Sudan, Rep. of	733	0.7	r 0.0	r 0.1	r 0.1	r 0.1	r 0.0
Swaziland	734	1.7	r 0.5	r 0.0	r 0.0	r 0.2	r 0.0	0.6	r 0.1	r 0.0	r 0.0	r 0.0	r 0.0
Tanzania	738	18.0	r 6.8	r 11.3	r 8.0	r 3.8	r 3.4	0.0	r 0.0	r 0.0	r 0.0	r 0.0	r 0.2
Togo	742	59.0	r 24.4	0.0
Uganda	746	4.0	r 0.7	r 0.9	r 1.2	r 2.3	r 1.1	0.0	r 0.0	r 0.1	r 0.0	r 0.0	r 0.0
Zambia	754	8.8	r 2.1	r 2.1	r 2.2	r 2.8	r 1.1	0.1	r 0.0	r 2.4	r 1.9	r 3.0	r 0.0
Zimbabwe	698	2.6	r 0.5	r 0.7	r 0.8	r 1.5	r 1.9	18.4	r 0.1	r 0.0	r 0.1	r 0.2	r 0.3
Western Hemisphere	205	37,032.3	9,887.9	10,808.5	11,362.0	11,353.1	11,283.7	22,582.0	5,656.7	6,081.6	6,334.6	6,776.6	6,166.9
Anguilla	312	0.1	r 0.1	r 0.1	r 0.1	r 0.4	r 0.1	0.0	r 0.0	r 0.1	r 0.0	r 0.0
Antigua and Barbuda	311	6.7	r 1.9	r 1.6	r 1.9	r 2.3	r 2.1	0.3	r 0.0	r 0.0
Argentina	213	13,418.0	r 3,844.6	r 4,461.0	r 4,568.8	r 4,749.6	r 4,382.5	9,016.3	r 2,152.6	r 2,445.0	r 2,388.2	r 2,449.0	r 2,352.7

Brazil (223)

In Millions of U.S. Dollars

		Exports (FOB)						Imports (FOB)					
		2016	2017Q1	2017Q2	2017Q3	2017Q4	2018Q1	2016	2017Q1	2017Q2	2017Q3	2017Q4	2018Q1
Aruba	314	64.7	r 3.8	r 24.8	r 5.0	r 16.3	r 4.2
Bahamas, The	313	334.9	r 79.4	r 86.1	r 70.3	r 26.2	r 55.9	1.4	r 4.1	r 0.5	r 0.5	r 0.6	r 0.6
Barbados	316	13.4	r 2.7	r 3.3	r 3.6	r 2.6	r 3.0	19.0	r 0.2	r 0.0	r 0.1	r 0.0	r 0.0
Belize	339	5.1	r 2.2	r 1.3	r 1.0	r 1.7	r 0.9	0.1	r 0.0	r 0.1	r 0.1	r 0.1	r 0.3
Bermuda	319	1.7	r 0.5	r 0.4	r 0.3	r 0.5	r 0.6	0.0	r 0.2	r 0.0
Bolivia	218	1,428.2	r 367.1	r 346.1	r 391.9	r 401.2	r 343.4	1,347.9	r 191.1	r 370.3	r 333.2	r 390.5	r 334.6
Chile	228	4,081.2	r 1,268.9	r 1,213.1	r 1,325.6	r 1,223.8	r 1,488.6	2,925.2	r 898.4	r 820.8	r 849.6	r 877.7	r 798.8
Colombia	233	2,234.9	r 553.5	r 603.4	r 700.0	r 651.2	r 725.6	905.6	r 358.9	r 343.9	r 358.8	r 380.9	r 387.5
Costa Rica	238	301.7	r 67.1	r 68.7	r 75.7	r 66.2	r 75.1	77.3	r 13.1	r 14.7	r 15.2	r 14.5	r 19.1
Curacao	354	1.1	r 1.3	r 1.4	r 1.5	r 2.3	r 2.8	4.5	r 5.2	r 7.8	r 0.0	r 0.0	r 0.0
Dominica	321	3.1	r 0.7	r 0.8	r 0.9	r 0.9	r 1.1	0.1	r 0.0	r 0.0	r 0.0	r 0.0	r 0.0
Dominican Republic	243	580.3	r 122.9	r 118.4	r 176.5	r 170.7	r 238.3	14.3	r 3.7	r 4.2	r 4.4	r 3.4	r 3.5
Ecuador	248	653.8	r 178.4	r 200.5	r 232.1	r 225.7	r 212.0	151.3	r 39.0	r 31.3	r 30.3	r 30.7	r 29.3
El Salvador	253	87.6	r 28.5	r 24.1	r 22.9	r 44.7	r 23.5	6.0	r 1.1	r 1.1	r 1.6	r 1.2	r 1.4
Grenada	328	7.6	r 1.5	r 2.4	r 1.7	r 2.8	r 2.6	0.0	r 0.0	r 0.0	r 0.0	r 0.0	r 0.0
Guatemala	258	194.9	r 53.8	r 48.5	r 75.2	r 89.2	r 45.1	34.6	r 5.4	r 5.0	r 9.4	r 11.7	r 7.7
Guyana	336	25.8	r 7.1	r 9.0	r 7.4	r 10.0	r 10.2	5.9	r 1.5	r 3.1	r 0.6	r 0.1	r 0.1
Haiti	263	39.7	r 9.0	r 12.6	r 17.1	r 29.4	r 7.6	0.5	r 0.2	r 0.2	r 0.4	r 0.3	r 0.4
Honduras	268	101.0	r 31.9	r 27.6	r 30.6	r 26.0	r 28.7	11.7	r 3.6	r 1.7	r 4.3	r 3.3	r 2.3
Jamaica	343	58.2	r 16.1	r 16.1	r 19.4	r 22.0	r 13.3	1.3	r 0.0	r 0.1	r 0.4	r 0.1	r 0.2
Mexico	273	3,840.2	r 950.2	r 1,242.1	r 1,187.9	r 1,134.2	r 943.7	3,542.3	r 913.7	r 971.2	r 1,069.2	r 1,284.1	r 1,131.9
Montserrat	351	0.0	r 0.1	r 0.1	r 0.0	r 0.0
Netherlands Antilles	353	138.6	r 18.1	r 11.5	r 7.8	r 8.4	r 4.6	25.0	r 2.6	r 1.3	r 0.1	r 26.5	r 0.0
Nicaragua	278	103.5	r 13.1	r 24.4	r 38.2	r 38.2	r 29.2	3.2	r 0.7	r 0.3	r 0.8	r 1.1	r 1.0
Panama	283	308.6	r 103.6	r 99.7	r 194.7	r 235.1	r 123.3	8.1	r 2.4	r 2.1	r 3.1	r 2.5	r 3.1
Paraguay	288	2,220.8	r 584.7	r 632.0	r 724.2	r 705.4	r 670.5	1,237.3	r 317.3	r 280.0	r 271.9	r 264.2	r 276.1
Peru	293	1,948.6	r 469.8	r 577.9	r 627.0	r 570.8	r 542.6	1,229.1	r 278.2	r 296.9	r 546.2	r 494.1	r 359.6
Sint Maarten	352	r 0.1	r 0.3	r 0.0
St. Kitts and Nevis	361	3.6	r 0.7	r 0.6	r 1.6	r 1.1	r 0.9	0.4	r 0.1	r 0.2	r 0.3	r 0.1	r 0.5
St. Lucia	362	366.8	r 148.0	r 91.0	r 119.4	r 88.6	r 216.8	0.1	r 0.0	r 0.0	r 0.0	r 0.0
St. Vincent & Grens.	364	2.1	r 0.3	r 0.3	r 0.4	r 0.5	r 0.5	r 0.0
Suriname	366	26.7	r 5.3	r 8.3	r 7.8	r 13.4	r 7.3	0.0	r 2.2	r 1.1	r 2.1	r 0.0	r 1.1
Trinidad and Tobago	369	188.2	r 57.1	r 47.9	r 48.9	r 51.3	r 51.1	258.2	r 34.6	r 44.0	r 46.2	r 73.6	r 137.8
Uruguay	298	2,743.9	r 687.1	r 610.9	r 470.5	r 579.6	r 772.5	1,316.1	r 311.0	r 314.9	r 308.4	r 389.6	r 270.5
Venezuela, Rep. Bol.	299	1,268.8	r 132.3	r 109.0	r 122.6	r 106.4	r 185.7	421.9	r 115.2	r 113.6	r 88.8	r 74.1	r 44.7
Western Hem. n.s.	399	228.2	r 74.5	r 81.9	r 81.5	r 54.4	r 67.5	16.9	r 0.6	r 6.0	r 0.6	r 2.5	r 2.2
Other Countries n.i.e	910	323.5	83.5	89.2	88.2	86.8	125.2	60.4	12.2	6.7	2.6	2.5	18.7
Cuba	928	321.4	r 83.4	r 89.0	r 87.4	r 86.6	r 123.8	51.5	r 11.1	r 5.8	r 1.3	r 1.5	r 18.6
Korea, Dem. People's Rep.	954	2.1	r 0.1	r 0.2	r 0.8	r 0.1	r 1.4	8.8	r 1.1	r 0.9	r 1.3	r 1.0	r 0.2
Special Categories	899	1,732.0	44.7
Countries & Areas n.s.	898	r 556.2	r 588.0	r 538.8	r 557.2	r 633.5	170.4	r 49.2	r 30.1	r 30.0	r 24.7	r 46.8
Memorandum Items													
Africa	605	5,666.9	1,724.7	1,722.4	1,708.9	1,584.4	1,526.5	4,420.9	1,351.8	1,312.4	1,345.4	1,326.5	1,221.2
Middle East	405	11,590.0	2,879.3	3,279.3	4,089.1	3,539.0	2,842.9	2,899.8	872.9	844.7	625.6	931.0	1,166.3
European Union	998	33,373.9	8,133.8	8,730.1	8,956.9	9,106.6	11,231.3	30,776.5	7,592.3	7,350.3	8,814.0	8,319.0	8,385.6
Export earnings: fuel	080	19,729.7	5,237.6	5,456.1	5,769.2	5,320.8	4,705.4	11,216.6	3,236.9	3,148.6	3,071.9	3,276.0	3,520.7
Export earnings: nonfuel	092	164,828.0	45,225.1	51,797.5	51,130.8	47,834.9	49,831.9	125,763.6	32,808.1	32,291.8	36,764.3	36,139.9	36,897.9

Brunei Darussalam (516)

In Millions of U.S. Dollars

		Exports (FOB)						Imports (CIF)					
		2016	2017Q1	2017Q2	2017Q3	2017Q4	2018Q1	2016	2017Q1	2017Q2	2017Q3	2017Q4	2018Q1
IFS World		4,912.9	1,393.2	1,328.5	1,297.2	1,568.2	2,670.6	704.1	757.4	844.6	781.4
World	001	4,912.5	1,393.1	1,328.5	1,297.1	1,568.2	1,594.1	2,664.5	702.9	756.5	842.2	780.0	796.1
Advanced Economies	110	3,319.4	767.0	788.5	740.1	1,102.8	1,238.6	1,454.5	416.3	387.5	443.5	326.7	319.8
Euro Area	163	6.4	1.0	3.6	1.7	1.9	1.6	210.0	36.7	39.7	142.7	33.2	30.2
Austria	122	0.0	r 0.0	r 0.0	r 0.2	r 0.0	r 0.0	1.6	r 0.2	r 0.2	r 0.1	r 0.5	r 0.1
Belgium	124	0.0	r 0.0	r 2.4	r 0.0	r 0.0	r 0.0	44.1	r 2.1	r 0.5	r 0.7	r 0.8	r 1.3
Cyprus	423	0.0	r 0.0	r 0.0	r 0.0	r 0.0	0.2	r 0.0	r 0.0	r 0.0
Estonia	939	0.1	r 0.0	r 0.0	r 0.0	r 0.0	r 0.0
Finland	172	0.0	r 0.0	0.3	r 0.1	r 0.1	r 0.9	r 0.1	r 0.1
France	132	1.7	r 0.2	r 0.2	r 0.1	r 0.1	r 1.3	30.6	r 8.2	r 7.6	r 6.4	r 4.9	r 5.0
Germany	134	3.2	r 0.7	r 0.8	r 1.2	r 0.7	r 0.3	76.9	r 16.1	r 18.6	r 122.5	r 16.7	r 12.5
Greece	174	0.0	0.2	r 0.0	r 0.0	r 0.0	r 0.2	r 0.0
Ireland	178	0.0	4.6	r 0.8	r 1.0	r 0.9	r 0.4	r 0.7
Italy	136	0.3	r 0.1	r 0.2	r 0.1	r 1.1	r 0.1	30.3	r 5.1	r 7.3	r 4.8	r 5.5	r 6.4
Lithuania	946	r 0.0	r 0.0	r 0.0	r 0.2	r 0.0
Malta	181	0.6	r 0.0	r 0.0	r 0.0	r 0.0	r 0.5
Netherlands	138	0.4	r 0.0	r 0.1	14.9	r 3.0	r 3.0	r 4.9	r 2.7	r 2.3
Portugal	182	0.0	r 0.0	r 0.0	r 0.0	r 0.0	r 0.0	2.7	r 0.1	r 0.1	r 0.1	r 0.0	r 0.1
Slovak Republic	936	0.4	r 0.0	r 0.0	r 0.0	r 0.0	r 0.0
Spain	184	0.8	r 0.0	r 0.0	r 0.0	r 0.0	2.6	r 0.9	r 1.2	r 1.3	r 1.1	r 1.0
Australia	193	233.0	r 17.4	r 0.4	r 60.9	r 76.0	r 128.0	43.3	r 7.8	r 10.9	r 13.1	r 11.9	r 20.6
Canada	156	0.5	r 0.3	r 0.0	r 0.3	r 0.3	r 1.0	11.2	r 0.9	r 0.9	r 0.9	r 2.5	r 2.1
China,P.R.: Hong Kong	532	3.4	r 1.8	r 2.4	r 1.0	r 2.3	r 2.5	22.0	r 6.5	r 5.8	r 5.5	r 6.6	r 4.3
Czech Republic	935	0.3	r 0.3	r 0.1	r 1.8	r 0.2	r 0.1
Denmark	128	0.1	r 0.0	r 0.0	r 0.1	r 0.0	r 0.0	5.0	r 0.8	r 0.4	r 0.5	r 0.6	r 0.5
Israel	436	0.1	r 0.0	r 0.0	0.0	r 0.0	r 0.0	r 0.0	r 0.0	r 0.0
Japan	158	1,741.2	r 376.3	r 454.6	r 420.1	r 383.6	r 655.9	114.8	r 29.2	r 26.1	r 32.4	r 32.9	r 35.0
Korea, Republic of	542	677.3	r 240.9	r 116.2	r 151.9	r 283.0	r 297.8	96.1	r 15.8	r 28.7	r 18.5	r 21.4	r 34.1
New Zealand	196	153.6	r 0.1	r 0.0	r 0.3	r 0.4	r 0.0	4.3	r 0.8	r 1.3	r 1.2	r 2.1	r 0.8
Norway	142	0.2	r 0.0	r 0.0	r 0.1	r 0.0	r 0.0	6.4	r 1.3	r 0.7	r 12.0	r 0.8	r 0.9
Singapore	576	327.5	r 87.3	r 136.4	r 58.8	r 144.4	r 105.6	510.7	r 114.0	r 195.5	r 139.2	r 120.5	r 118.8
Sweden	144	0.0	r 0.0	r 0.0	r 0.0	r 0.0	4.5	r 0.3	r 0.9	r 0.7	r 0.3	r 0.3
Switzerland	146	0.0	r 0.0	r 0.0	r 0.0	r 125.5	r 0.2	13.1	r 4.1	r 1.6	r 2.5	r 3.1	r 1.9
Taiwan Prov.of China	528	134.3	r 34.0	r 56.9	r 34.8	r 81.2	r 41.1	17.9	r 4.0	r 3.3	r 3.9	r 3.6	r 4.4
United Kingdom	112	31.9	r 2.7	r 4.1	r 3.0	r 1.6	r 3.2	86.5	r 75.5	r 12.3	r 16.0	r 26.9	r 21.0
United States	111	9.9	r 5.2	r 13.8	r 7.2	r 2.5	r 1.8	308.5	r 118.3	r 59.2	r 52.6	r 60.1	r 44.7
Vatican	187	r 0.2
Emerg. & Dev. Economies	200	1,593.1	626.1	540.0	557.0	465.4	355.5	1,209.1	286.4	368.4	398.4	453.1	476.1
Emerg. & Dev. Asia	505	1,574.2	625.2	537.1	555.1	462.7	349.4	1,169.0	273.7	357.1	386.3	442.3	468.5
Bangladesh	513	0.0	r 0.0	r 0.0	r 0.0	r 0.0	r 0.1	1.3	r 0.4	r 0.4	r 0.2	r 0.3	r 0.4
Cambodia	522	0.2	r 0.0	r 0.0	r 0.3	r 0.0	r 0.0	12.6	r 2.0	r 2.6	r 2.5	r 0.2	r 3.4
China,P.R.: Mainland	924	226.0	r 101.5	r 40.9	r 76.4	r 50.3	r 23.3	347.9	r 87.6	r 146.2	r 199.0	r 212.4	r 278.8
India	534	457.2	r 228.7	r 178.9	r 98.7	r 34.8	r 84.6	39.6	r 8.6	r 16.1	r 12.5	r 13.2	r 13.1
Indonesia	536	85.4	r 3.2	r 0.3	r 32.9	r 0.4	r 0.6	83.3	r 20.8	r 17.1	r 16.8	r 18.1	r 12.2
Malaysia	548	277.6	r 126.1	r 156.3	r 199.6	r 146.5	r 140.1	562.8	r 126.6	r 142.1	r 124.5	r 169.2	r 126.1
Maldives	556	0.1	r 0.0	r 0.0	r 0.0	r 0.0	r 0.0
Myanmar	518	0.1	r 0.0	r 0.0	r 0.0	r 0.0	r 0.0	0.3	r 0.0	r 0.3	r 0.1	r 0.1	r 0.1
Nepal	558	0.2	r 0.0	r 0.0	r 0.1	r 0.0	r 0.0	0.1	r 0.0	r 0.0	r 0.0	r 0.0
Papua New Guinea	853	1.5	r 1.0	r 0.7	r 0.3	r 0.3	r 0.0	r 0.0	r 0.0
Philippines	566	25.1	r 4.3	r 1.5	r 17.0	r 21.0	r 2.8	7.9	r 1.9	r 2.0	r 2.2	r 2.8	r 2.4
Sri Lanka	524	0.0	r 0.0	r 0.0	r 0.0	r 0.0	r 0.0	0.1	r 0.0	r 0.0	r 0.0	r 0.1	r 0.0
Thailand	578	436.8	r 158.2	r 154.6	r 96.0	r 204.3	r 92.5	102.6	r 23.1	r 26.1	r 24.1	r 21.7	r 28.2
Vietnam	582	63.9	r 2.3	r 4.0	r 33.7	r 4.9	r 5.4	10.5	r 2.5	r 4.2	r 4.3	r 4.2	r 3.8
Europe	170	0.2	0.0	0.1	0.0	0.1	0.0	17.7	5.4	2.1	2.8	2.4	1.4
Emerg. & Dev. Europe	903	0.1	0.0	0.1	0.0	0.1	0.0	17.5	5.2	1.9	2.8	2.0	1.3
Bulgaria	918	0.0	r 0.0	0.1	r 0.2	r 0.0	r 0.0	r 0.0	r 0.0
Hungary	944	r 0.0	r 0.0	6.4	r 3.4	r 1.1	r 1.7	r 1.1	r 0.8
Poland	964	0.1	r 0.0	r 0.0	r 0.0	r 0.0	r 0.0	0.4	r 0.5	r 0.1	r 0.5	r 0.1	r 0.1
Romania	968	0.0	r 0.0	0.3	r 0.0	r 0.1	r 0.1	r 0.4	r 0.0
Turkey	186	0.0	r 0.1	r 0.0	r 0.1	10.3	r 1.1	r 0.6	r 0.5	r 0.5	r 0.3

Brunei Darussalam (516)

In Millions of U.S. Dollars

		Exports (FOB)						Imports (CIF)					
		2016	2017Q1	2017Q2	2017Q3	2017Q4	2018Q1	2016	2017Q1	2017Q2	2017Q3	2017Q4	2018Q1
CIS	901	0.1	0.0	0.2	0.3	0.1	0.1	0.3	0.1
Azerbaijan, Rep. of	912	r 0.0	r 0.0	r 0.1
Georgia	915	r 0.0	r 0.0	r 0.0	r 0.2
Russian Federation	922	0.1	r 0.0	0.1	r 0.2	r 0.1	r 0.0	r 0.0	r 0.0
Ukraine	926	0.1	r 0.0	r 0.0	r 0.0	r 0.1	r 0.1
Mid East, N Africa, Pak	440	14.9	0.7	1.4	1.5	2.2	3.8	9.0	1.8	3.4	2.4	2.7	3.0
Algeria	612	1.3	r 0.0	r 0.0	r 0.0	r 0.0
Egypt	469	0.1	r 0.0	r 0.0	r 0.0	r 0.3	r 0.0	0.9	r 0.2	r 0.2	r 0.1	r 0.1	r 0.3
Iran, I.R. of	429	0.0	r 0.0	r 0.0	r 0.0	0.1	r 0.1	r 0.0	r 0.0	r 0.0	r 0.1
Jordan	439	0.0	r 0.0	r 0.0	r 0.0	0.4	r 0.0	r 0.4	r 0.8	r 0.0	r 0.0
Kuwait	443	0.1	r 0.1	r 0.0	r 0.1	r 0.1	0.0	r 0.0	r 0.0	r 0.0	r 0.0
Lebanon	446	0.3	r 0.0	r 0.0	r 0.0	r 0.1	r 0.0
Oman	449	0.7	r 0.0	r 0.0	r 0.0	r 0.1	r 0.0	0.1	r 0.0	r 0.0	r 0.0	r 0.0	r 0.0
Pakistan	564	0.1	r 0.0	r 0.1	r 0.0	r 0.1	r 0.0	0.9	r 0.2	r 0.1	r 0.1	r 0.1	r 0.6
Qatar	453	0.1	r 0.1	r 0.0	r 0.1	r 0.0	r 0.0	0.0	r 0.0	r 0.0	r 0.0	r 0.0
Saudi Arabia	456	0.2	r 0.1	r 0.1	r 0.3	r 0.0	r 0.2	1.7	r 0.1	r 1.3	r 0.3	r 0.4	r 0.2
Syrian Arab Republic	463	r 0.1
United Arab Emirates	466	12.3	r 0.5	r 0.9	r 0.9	r 1.6	r 3.5	4.5	r 1.2	r 1.2	r 1.0	r 1.8	r 1.8
Yemen, Republic of	474	0.1	r 0.0
Sub-Saharan Africa	603	0.9	0.0	0.3	0.1	0.1	0.1	2.6	0.6	0.7	1.1	0.7	0.5
Ghana	652	r 0.0	r 0.1	r 0.1	0.0	r 0.0	r 0.0
Kenya	664	0.6	r 0.0	r 0.0	r 0.0	0.0	r 0.0	r 0.0	r 0.0
Malawi	676	0.1	r 0.0	r 0.0	r 0.0	r 0.1	r 0.0
Niger	692	r 0.0	r 0.2
Nigeria	694	0.3	r 0.2	r 0.1	r 0.1	r 0.0	0.0	r 0.0	r 0.0	r 0.0
South Africa	199	2.2	r 0.5	r 0.6	r 1.0	r 0.4	r 0.4
Western Hemisphere	205	2.9	0.1	1.1	0.3	0.2	2.2	10.8	4.9	5.2	5.8	5.1	2.8
Argentina	213	0.0	r 0.0	6.5	r 3.4	r 3.0	r 4.6	r 2.8	r 0.1
Brazil	223	0.0	r 0.0	r 0.0	0.8	r 0.1	r 0.2	r 0.2	r 0.1	r 0.2
Chile	228	r 0.0	0.2	r 0.4	r 0.3	r 0.2	r 0.1	r 0.2
Colombia	233	0.0	r 0.0	r 0.0	r 0.0	r 0.0	0.0	r 0.0	r 0.0	r 0.1	r 0.0	r 0.0
Costa Rica	238	0.0	r 0.1	r 0.1	r 0.1	r 0.1	r 0.1
Mexico	273	0.0	r 0.0	r 0.0	r 0.0	r 0.0	3.0	r 1.0	r 1.6	r 0.6	r 1.8	r 1.9
Netherlands Antilles	353	2.6	r 0.1	r 1.1	r 0.3	r 0.2	r 2.2
Paraguay	288	r 0.1
Uruguay	298	0.1	r 0.0	0.2	r 0.0	r 0.0	r 0.0	r 0.1	r 0.2
Other Countries n.i.e	910	0.1	0.0	0.0	0.0	0.0	0.9	0.2	0.5	0.3	0.2	0.2
Korea, Dem. People's Rep.	954	0.1	r 0.0	r 0.0	r 0.0	r 0.0	0.9	r 0.2	r 0.5	r 0.3	r 0.2	r 0.2
Memorandum Items													
Africa	605	2.2	0.0	0.3	0.1	0.1	0.1	2.6	0.6	0.7	1.1	0.8	0.5
Middle East	405	13.5	0.7	1.3	1.4	2.1	3.8	8.1	1.6	3.2	2.3	2.5	2.4
European Union	998	38.5	3.7	7.7	4.8	3.6	4.8	313.5	117.7	54.6	164.0	62.7	53.2
Export earnings: fuel	080	15.1	0.7	1.5	1.5	1.9	3.9	6.7	1.6	2.7	1.6	2.5	2.2
Export earnings: nonfuel	092	4,897.4	1,392.5	1,327.0	1,295.6	1,566.3	1,590.2	2,657.7	701.3	753.7	840.6	777.4	793.9

Bulgaria (918)

In Millions of U.S. Dollars

		Exports (FOB)						Imports (CIF)					
		2016	2017Q1	2017Q2	2017Q3	2017Q4	2018Q1	2016	2017Q1	2017Q2	2017Q3	2017Q4	2018Q1
IFS World		13,645.6	3,388.3	3,742.5	4,120.3	4,203.2	4,004.4	14,806.7	3,889.1	4,184.1	4,419.0	5,002.5	4,742.5
World	001	26,572.3	6,591.1	7,291.1	8,012.2	8,178.9	7,795.9	28,932.8	7,591.1	8,161.9	8,622.6	9,760.9	9,254.9
Advanced Economies	110	15,154.3	3,699.3	4,048.8	4,649.2	4,710.2	4,906.3	15,870.6	3,897.1	4,327.4	4,617.0	5,186.2	5,192.2
Euro Area	163	12,484.4	3,050.5	3,366.0	3,892.1	3,873.1	4,071.3	13,165.6	3,248.5	3,627.9	3,894.9	4,373.9	4,348.1
Austria	122	508.9	r 130.0	r 143.8	r 137.7	r 143.0	r 151.6	799.6	r 188.3	r 198.3	r 206.1	r 230.4	r 237.4
Belgium	124	714.0	r 249.3	r 283.0	r 339.1	r 399.5	r 325.8	672.5	r 149.3	r 183.1	r 194.5	r 195.3	r 191.6
Cyprus	423	90.7	r 20.6	r 18.1	r 28.3	r 24.2	r 29.3	32.7	r 8.7	r 10.9	r 76.7	r 50.1	r 44.5
Estonia	939	24.1	r 6.1	r 8.1	r 6.3	r 6.8	r 8.5	18.3	r 4.2	r 6.8	r 6.6	r 17.0	r 7.0
Finland	172	45.5	r 11.1	r 10.1	r 13.4	r 15.7	r 16.3	74.9	r 12.3	r 16.2	r 22.6	r 21.7	r 24.0
France	132	1,177.8	r 292.4	r 277.7	r 339.0	r 326.5	r 347.4	911.3	r 241.9	r 222.8	r 242.3	r 278.0	r 287.2
Germany	134	3,560.0	r 910.7	r 1,022.2	r 1,054.4	r 1,070.9	r 1,284.9	3,787.3	r 921.6	r 994.9	r 1,100.0	r 1,175.6	r 1,218.2
Greece	174	1,826.0	r 404.3	r 492.5	r 511.7	r 535.0	r 537.9	1,392.5	r 325.6	r 369.7	r 376.8	r 436.1	r 401.1
Ireland	178	37.5	r 12.1	r 10.6	r 17.9	r 12.0	r 17.2	108.6	r 31.5	r 28.4	r 29.6	r 39.7	r 39.6
Italy	136	2,403.1	r 552.7	r 657.9	r 642.8	r 645.6	r 738.4	2,291.5	r 534.8	r 666.1	r 581.9	r 694.1	r 683.8
Latvia	941	30.3	r 7.9	r 7.1	r 7.9	r 10.7	r 9.4	39.2	r 13.7	r 8.8	r 7.4	r 10.3	r 14.2
Lithuania	946	63.2	r 18.7	r 18.1	r 21.0	r 22.8	r 21.6	56.3	r 11.6	r 11.7	r 14.0	r 14.4	r 14.5
Luxembourg	137	6.8	r 1.6	r 3.0	r 2.9	r 3.1	r 2.0	96.5	r 28.6	r 27.5	r 27.7	r 19.7	r 21.9
Malta	181	41.7	r 7.0	r 4.3	r 4.2	r 5.5	r 6.4	19.0	r 3.7	r 3.2	r 2.0	r 35.3	r 44.9
Netherlands	138	706.1	r 198.2	r 139.9	r 184.7	r 225.6	r 238.2	1,055.8	r 265.9	r 293.4	r 308.1	r 392.2	r 335.8
Portugal	182	113.8	r 25.6	r 19.3	r 55.2	r 34.4	r 24.8	52.8	r 10.6	r 20.5	r 14.2	r 13.9	r 43.6
Slovak Republic	936	182.3	r 47.0	r 56.7	r 61.8	r 69.5	r 59.9	388.4	r 96.7	r 105.1	r 112.8	r 126.8	r 121.7
Slovenia	961	219.3	r 41.4	r 59.3	r 82.9	r 50.9	r 55.4	224.0	r 56.2	r 58.1	r 62.3	r 72.7	r 67.0
Spain	184	733.3	r 113.8	r 134.3	r 380.9	r 271.5	r 196.4	1,144.6	r 343.1	r 402.2	r 509.4	r 550.3	r 550.0
Australia	193	36.0	r 5.6	r 5.3	r 6.2	r 9.0	r 7.6	37.3	r 2.8	r 2.5	r 2.1	r 5.0	r 6.0
Canada	156	54.4	r 10.5	r 11.1	r 12.0	r 11.6	r 13.6	53.3	r 11.2	r 20.5	r 18.9	r 20.9	r 20.9
China,P.R.: Hong Kong	532	66.3	r 17.1	r 15.0	r 16.9	r 17.5	r 17.8	92.3	r 23.2	r 25.7	r 25.8	r 30.2	r 32.7
China,P.R.: Macao	546	0.1	r 0.0	r 0.0	r 0.0	r 0.0	r 0.1	1.0	r 0.1	r 0.2	r 0.0	r 0.1	r 0.1
Czech Republic	935	444.9	r 140.7	r 143.8	r 158.1	r 175.8	r 170.1	614.6	r 164.3	r 176.7	r 197.9	r 235.3	r 211.5
Denmark	128	160.2	r 41.1	r 45.3	r 48.3	r 47.2	r 52.9	132.4	r 40.9	r 32.7	r 38.6	r 44.4	r 43.2
Iceland	176	1.3	r 0.5	r 0.3	r 0.2	r 0.4	r 0.9	1.7	r 1.1	r 0.2	r 0.0	r 0.2	r 1.5
Israel	436	97.4	r 20.2	r 15.2	r 13.7	r 34.1	r 19.7	55.7	r 13.0	r 11.0	r 16.2	r 17.6	r 16.0
Japan	158	45.3	r 8.8	r 9.7	r 14.1	r 12.8	r 11.8	105.4	r 24.2	r 29.2	r 31.6	r 34.1	r 36.3
Korea, Republic of	542	90.2	r 7.7	r 11.0	r 15.1	r 14.1	r 14.2	123.6	r 29.6	r 27.5	r 38.7	r 32.9	r 45.8
New Zealand	196	6.0	r 1.1	r 0.9	r 0.8	r 1.1	r 1.5	9.5	r 2.5	r 2.9	r 2.0	r 1.9	r 3.7
Norway	142	38.9	r 5.8	r 12.0	r 9.8	r 10.8	r 12.1	25.7	r 6.5	r 13.0	r 8.3	r 6.6	r 4.6
San Marino	135	0.5	r 0.2	r 0.1	r 0.1	r 0.5	r 0.2	0.5	r 0.1	r 0.1	r 0.2	r 0.2	r 0.1
Singapore	576	201.8	r 53.0	r 45.3	r 32.2	r 75.2	r 57.1	30.9	r 10.4	r 7.5	r 9.2	r 12.7	r 15.4
Sweden	144	200.9	r 56.3	r 58.9	r 67.7	r 65.1	r 72.9	182.5	r 48.3	r 56.9	r 55.7	r 57.7	r 66.5
Switzerland	146	151.2	r 26.9	r 37.8	r 48.5	r 41.5	r 48.4	217.7	r 50.6	r 56.1	r 55.8	r 77.7	r 65.5
Taiwan Prov.of China	528	28.5	r 5.7	r 6.6	r 9.4	r 6.3	r 8.2	124.1	r 30.8	r 25.4	r 30.5	r 27.3	r 30.6
United Kingdom	112	653.9	r 170.7	r 169.6	r 191.0	r 204.7	r 200.5	665.4	r 131.4	r 128.5	r 137.0	r 139.9	r 144.4
United States	111	392.1	r 77.0	r 94.9	r 112.8	r 109.4	r 125.2	231.3	r 57.6	r 82.9	r 53.5	r 67.7	r 99.3
Emerg. & Dev. Economies	200	10,246.9	2,585.1	2,871.2	2,954.1	3,050.6	2,656.5	12,740.2	3,563.3	3,719.7	3,958.1	4,451.1	4,019.4
Emerg. & Dev. Asia	505	905.4	260.9	219.4	257.8	267.3	266.9	1,507.5	382.6	433.3	473.0	435.1	552.6
Bangladesh	513	15.8	r 0.7	r 0.9	r 0.8	r 0.8	r 0.8	2.5	r 0.8	r 0.7	r 1.0	r 0.8	r 0.8
Brunei Darussalam	516	0.3	r 0.0	r 0.0	r 0.0	r 0.0	r 0.0	0.0
Cambodia	522	0.4	r 0.2	r 0.2	r 0.8	r 0.2	r 0.7	5.4	r 1.1	r 0.8	r 1.4	r 1.0	r 1.4
China,P.R.: Mainland	924	513.6	r 176.7	r 160.2	r 183.8	r 199.7	r 188.7	1,151.1	r 289.7	r 312.3	r 337.2	r 313.6	r 413.4
Fiji	819	0.1	r 0.0	r 0.0	r 0.0	r 0.0	r 0.0	r 0.0
India	534	113.6	r 47.5	r 18.4	r 23.6	r 21.3	r 26.1	134.7	r 35.8	r 39.1	r 42.1	r 41.3	r 53.7
Indonesia	536	37.9	r 7.4	r 5.9	r 6.3	r 5.1	r 9.0	40.6	r 11.7	r 11.5	r 16.2	r 14.5	r 16.6
Lao People's Dem.Rep	544	0.1	r 0.0	r 0.0	r 0.1	r 0.0	r 0.0	r 0.5	r 0.0
Malaysia	548	27.5	r 6.8	r 7.8	r 7.4	r 6.0	r 7.0	48.6	r 13.1	r 17.2	r 40.1	r 25.7	r 21.5
Maldives	556	0.2	r 0.2	r 0.0	r 0.0	r 0.1	r 0.1	0.0	r 0.0	r 0.0	r 0.0	r 0.0
Marshall Islands	867	0.1	r 0.0	r 0.0	r 0.0	r 0.1	r 0.1	r 0.1
Mongolia	948	1.9	r 0.2	r 0.5	r 0.4	r 0.7	r 0.1	0.0	r 0.0	r 0.0	r 0.0	r 0.0	r 0.0
Myanmar	518	1.6	r 1.1	r 0.8	r 1.1	r 1.3	r 1.1	0.6	r 0.0	r 0.0	r 0.4	r 0.2	r 1.1
Nepal	558	1.6	r 0.1	r 0.0	r 0.1	r 0.1	r 0.1	0.0	r 0.0	r 0.0	r 0.0	r 0.0	r 0.0
Philippines	566	46.8	r 6.5	r 6.3	r 8.6	r 9.1	r 10.0	30.8	r 10.2	r 10.4	r 10.3	r 14.3	r 15.9
Sri Lanka	524	3.9	r 0.8	r 0.5	r 2.3	r 1.5	r 1.6	2.3	r 0.5	r 0.8	r 0.5	r 0.5	r 0.7

Bulgaria (918)

In Millions of U.S. Dollars

		Exports (FOB)						Imports (CIF)					
		2016	2017Q1	2017Q2	2017Q3	2017Q4	2018Q1	2016	2017Q1	2017Q2	2017Q3	2017Q4	2018Q1
Thailand	578	40.2	r 7.3	r 9.5	r 15.9	r 13.0	r 14.7	45.3	r 7.9	r 28.5	r 11.0	r 9.9	r 11.2
Vietnam	582	99.7	r 5.5	r 8.2	r 6.5	r 8.0	r 6.7	45.7	r 11.7	r 12.0	r 12.7	r 12.9	r 16.3
Asia n.s.	598	0.2	r 0.0	r 0.0	r 0.1	r 0.1	r 0.0	0.1
Europe	170	7,516.3	1,833.6	2,196.3	2,349.4	2,283.8	2,098.6	10,247.9	2,854.6	2,958.5	3,152.5	3,671.3	3,165.1
Emerg. & Dev. Europe	903	6,578.5	1,652.5	1,823.7	1,886.3	1,960.8	1,844.9	6,915.8	1,845.7	1,950.2	2,036.2	2,307.6	2,192.1
Albania	914	71.9	r 17.9	r 20.5	r 22.8	r 27.0	r 25.4	17.5	r 4.2	r 4.8	r 4.0	r 7.6	r 3.4
Bosnia and Herzegovina	963	73.8	r 19.6	r 19.2	r 16.7	r 20.9	r 19.4	48.0	r 9.8	r 12.4	r 10.0	r 12.6	r 5.2
Croatia	960	123.5	r 29.7	r 27.8	r 38.4	r 33.3	r 42.0	69.7	r 16.5	r 25.2	r 21.6	r 26.7	r 26.2
Faroe Islands	816	r 0.0	r 0.0	r 0.0	r 0.0	0.9	r 0.1	r 0.2	r 0.0	r 0.1
Gibraltar	823	25.0	r 14.7	r 15.3	r 6.3	r 23.3	r 15.2	0.1	r 0.0	r 0.0	r 0.0	r 0.0
Hungary	944	432.4	r 119.3	r 123.4	r 139.3	r 140.3	r 137.4	1,102.2	r 274.7	r 285.2	r 291.8	r 356.1	r 345.9
Kosovo	967	63.8	r 15.2	r 15.9	r 19.0	r 21.0	r 19.5	13.6	r 2.0	r 3.0	r 2.6	r 3.2	r 2.6
Macedonia, FYR	962	396.7	r 94.8	r 93.1	r 107.3	r 113.8	r 112.8	284.5	r 75.6	r 85.4	r 99.4	r 94.6	r 91.9
Montenegro	943	16.7	r 3.0	r 4.0	r 4.2	r 5.1	r 4.4	1.4	r 1.1	r 0.7	r 0.9	r 1.0	r 1.9
Poland	964	648.0	r 164.1	r 176.7	r 180.0	r 188.6	r 211.4	1,168.5	r 277.1	r 289.7	r 321.6	r 347.7	r 283.3
Romania	968	2,294.6	r 519.3	r 597.1	r 733.5	r 618.0	r 631.2	2,005.7	r 569.1	r 568.8	r 597.8	r 675.2	r 674.9
Serbia, Republic of	942	390.1	r 97.2	r 112.6	r 117.3	r 125.2	r 122.3	409.6	r 144.5	r 164.3	r 159.7	r 188.1	r 177.4
Turkey	186	2,042.0	r 557.6	r 618.1	r 501.4	r 644.3	r 503.7	1,794.1	r 471.0	r 510.7	r 526.7	r 594.9	r 579.5
CIS	901	937.8	181.1	372.6	463.2	323.0	253.7	3,332.1	1,008.9	1,008.3	1,116.4	1,363.7	972.9
Armenia	911	20.2	r 5.5	r 5.5	r 7.1	r 13.0	r 6.2	0.3	r 0.0	r 0.2	r 0.0	r 0.1	r 0.1
Azerbaijan, Rep. of	912	12.0	r 3.4	r 4.6	r 3.3	r 5.8	r 3.3	0.4	r 0.1	r 0.1	r 0.0	r 0.0	r 0.1
Belarus	913	29.8	r 7.0	r 7.3	r 9.2	r 10.5	r 9.6	26.1	r 5.2	r 4.7	r 6.3	r 7.0	r 11.0
Georgia	915	183.0	r 31.7	r 46.9	r 39.8	r 42.6	r 41.4	158.7	r 81.3	r 77.8	r 94.9	r 80.9	r 133.5
Kazakhstan	916	20.8	r 6.1	r 5.0	r 8.4	r 5.9	r 8.0	19.0	r 7.1	r 3.2	r 2.3	r 2.7	r 2.0
Kyrgyz Republic	917	2.0	r 0.9	r 0.3	r 0.4	r 1.0	r 1.2	4.2	r 0.8	r 0.2	r 0.1	r 2.2	r 1.3
Moldova	921	59.2	r 9.9	r 22.4	r 21.1	r 21.5	r 14.8	72.6	r 21.1	r 17.0	r 20.9	r 22.8	r 14.5
Russian Federation	922	433.0	r 94.7	r 229.7	r 325.5	r 166.3	r 121.9	2,585.3	r 778.9	r 803.0	r 836.7	r 1,084.1	r 674.9
Tajikistan	923	2.6	r 0.1	r 0.2	r 0.2	r 0.2	r 0.1	0.1	r 0.0
Turkmenistan	925	2.9	r 0.7	r 0.6	r 0.8	r 0.4	r 0.2	10.3	r 2.2	r 2.4	r 2.8	r 2.4	r 0.9
Ukraine	926	157.2	r 18.4	r 46.2	r 43.3	r 50.3	r 43.3	453.4	r 111.3	r 97.9	r 151.0	r 161.1	r 134.3
Uzbekistan	927	15.1	r 2.7	r 3.9	r 3.8	r 5.4	r 3.7	1.5	r 0.9	r 1.8	r 1.4	r 0.4	r 0.4
Europe n.s.	884	0.1	r 0.0	r 0.0	r 0.0	r 0.0	r 0.0	0.0	r 0.0	r 0.0	r 0.0	r 0.0
Mid East, N Africa, Pak	440	1,502.4	393.1	292.7	238.2	363.3	185.3	672.1	249.1	261.9	278.9	258.9	166.3
Afghanistan, I.R. of	512	1.3	r 0.2	r 0.6	r 0.2	r 0.1	r 0.3	0.0	r 0.0	r 0.1	r 0.0	r 0.0
Algeria	612	248.4	r 10.9	r 58.8	r 14.1	r 12.1	r 10.4	2.8	r 0.0	r 0.0	r 0.9	r 0.1
Bahrain, Kingdom of	419	2.3	r 0.5	r 0.4	r 0.5	r 0.3	r 1.5	0.1	r 0.0	r 0.3	r 0.1	r 0.0	r 0.0
Djibouti	611	0.1	r 0.0	r 0.0	r 9.8	r 0.1	0.0
Egypt	469	317.9	r 166.1	r 53.1	r 26.1	r 163.7	r 22.1	400.4	r 138.7	r 172.6	r 137.2	r 182.3	r 62.9
Iran, I.R. of	429	75.5	r 19.6	r 19.3	r 9.8	r 10.4	r 9.9	27.8	r 35.8	r 5.0	r 8.9	r 9.7	r 10.2
Iraq	433	41.0	r 12.4	r 8.9	r 9.5	r 9.1	r 7.4	0.0	r 0.0	r 0.1	r 29.4	r 0.1	r 0.1
Jordan	439	27.6	r 4.9	r 6.0	r 3.3	r 5.3	r 4.5	21.7	r 14.5	r 9.2	r 2.4	r 2.6	r 2.0
Kuwait	443	8.0	r 1.4	r 1.4	r 2.3	r 2.3	r 2.2	0.3	r 0.0	r 0.9	r 1.7	r 0.0	r 0.0
Lebanon	446	164.2	r 15.2	r 26.4	r 15.9	r 10.9	r 15.4	33.0	r 11.5	r 15.1	r 11.8	r 11.8	r 31.1
Libya	672	88.0	r 15.8	r 14.0	r 26.6	r 10.6	r 12.2	4.1	r 1.4	r 2.5	r 2.6	r 1.0	r 2.5
Mauritania	682	5.0	r 0.1	r 0.1	r 0.2	r 0.4	r 0.4	0.1
Morocco	686	70.8	r 24.5	r 24.2	r 12.0	r 16.6	r 26.0	104.3	r 23.8	r 26.4	r 56.0	r 21.0	r 23.6
Oman	449	6.9	r 2.2	r 2.1	r 2.2	r 3.2	r 5.4	3.3	r 0.1	r 1.1	r 0.7	r 0.3	r 0.4
Pakistan	564	15.1	r 3.0	r 2.4	r 6.2	r 4.5	r 3.6	15.8	r 5.1	r 5.8	r 4.9	r 5.5	r 7.4
Qatar	453	8.2	r 1.8	r 2.6	r 3.5	r 3.1	r 3.5	1.8	r 0.3	r 0.3	r 0.6	r 0.7	r 0.3
Saudi Arabia	456	65.7	r 9.3	r 11.8	r 8.1	r 10.4	r 8.0	21.0	r 3.5	r 10.7	r 9.4	r 9.1	r 9.7
Somalia	726	0.9	r 0.0	r 0.0	r 0.1	r 1.2	r 1.5	r 2.6	r 2.6	r 4.4
Sudan	732	3.1	r 6.8	r 0.9	r 17.2	r 10.5	r 0.6	0.6	r 0.7	r 0.0	r 0.0	r 0.0	r 0.1
Syrian Arab Republic	463	20.2	r 12.5	r 3.1	r 2.5	r 3.7	r 8.4	1.0	r 0.0	r 0.0	r 0.0	r 0.3	r 0.2
Tunisia	744	65.9	r 18.0	r 20.8	r 17.8	r 56.1	r 13.1	9.2	r 3.9	r 2.0	r 3.5	r 2.0	r 1.8
United Arab Emirates	466	256.4	r 65.1	r 33.9	r 48.0	r 26.8	r 28.8	23.5	r 8.2	r 7.8	r 6.4	r 8.5	r 9.0
West Bank and Gaza	487	0.5	r 0.1	r 0.1	r 0.3	r 0.2	r 0.2	0.0	r 0.0	r 0.0
Yemen, Republic of	474	9.5	r 2.6	r 1.6	r 2.2	r 2.8	r 1.3	1.1	r 0.4	r 0.4	r 0.7	r 0.6	r 0.5
Sub-Saharan Africa	603	200.3	51.2	77.8	73.6	101.8	73.4	147.8	32.4	22.0	19.6	29.6	44.2
Angola	614	0.9	r 0.2	r 0.3	r 0.3	r 0.1	r 0.2	0.0	r 0.0	r 0.0	r 0.0
Benin	638	0.9	r 0.3	r 0.4	r 0.4	r 0.5	r 0.4	1.0	r 0.1	r 0.0

Bulgaria (918)

In Millions of U.S. Dollars

		Exports (FOB)						Imports (CIF)					
		2016	2017Q1	2017Q2	2017Q3	2017Q4	2018Q1	2016	2017Q1	2017Q2	2017Q3	2017Q4	2018Q1
Botswana	616	1.2	r 1.1	r 0.1	r 0.0	r 0.0	0.0	r 0.0	r 0.0	r 0.0
Burkina Faso	748	0.9	r 0.0	r 0.4	r 0.0	r 0.0	r 0.1	0.0	r 0.0
Burundi	618	0.1	r 0.1	r 0.8	r 0.0	r 0.0	r 0.0
Cabo Verde	624	0.6	r 0.0	r 0.1	r 0.0	r 0.0
Cameroon	622	3.3	r 0.1	r 0.1	r 0.3	r 1.8	r 1.0	0.3	r 0.0	r 0.1	r 0.1	r 2.3	r 1.3
Central African Rep.	626	0.2	r 0.0	r 0.1	r 0.1	r 0.0	r 0.1	0.0
Chad	628	0.0	r 0.1	r 0.0	r 0.0	r 0.0
Congo, Dem. Rep. of	636	0.3	r 0.0	r 0.1	r 0.1	r 0.0	r 0.0	0.1
Congo, Republic of	634	0.7	r 0.0	r 0.1	r 0.3	r 0.2	r 0.1	0.1	r 0.0	r 0.0	r 0.3
Côte d'Ivoire	662	2.8	r 0.4	r 15.0	r 0.4	r 1.2	r 0.2	17.4	r 1.2	r 1.3	r 0.6	r 3.9	r 6.5
Equatorial Guinea	642	0.2	r 0.0	r 0.0	r 0.0	r 0.1	r 0.0	0.5	r 0.1	r 0.1	r 0.0	r 0.2	r 0.0
Eritrea	643	0.0	r 0.0	r 0.0	r 0.0	9.9
Ethiopia	644	13.9	r 8.4	r 2.0	r 0.4	r 1.4	r 0.4	6.1	r 1.2	r 1.4	r 0.5	r 1.5	r 2.6
Gabon	646	0.3	r 0.1	r 0.1	r 0.0	r 0.1	r 0.0	0.4	r 1.0	r 0.0
Gambia, The	648	0.2	r 0.0	r 0.0	r 0.0	r 0.0	r 0.0
Ghana	652	10.2	r 4.0	r 3.2	r 2.5	r 1.5	r 1.7	37.0	r 5.6	r 4.1	r 6.4	r 8.1	r 2.3
Guinea	656	2.4	r 0.3	r 0.6	r 0.3	r 0.4	r 0.5	0.1
Kenya	664	4.8	r 1.3	r 2.7	r 0.6	r 0.8	r 0.9	0.4	r 0.3	r 0.1	r 0.1	r 0.3	r 0.3
Liberia	668	2.0	r 0.0	r 0.0	r 0.1	r 0.7	r 0.8	0.3	r 0.0
Madagascar	674	0.2	r 0.0	r 0.1	r 0.1	r 0.0	r 0.0	0.1	r 0.0	r 0.1	r 0.0	r 0.0	r 0.1
Malawi	676	0.9	r 0.3	r 0.2	r 0.2	r 0.1	r 0.2	1.4	r 0.0	r 0.1
Mali	678	1.4	r 0.3	r 0.1	r 0.6	r 0.4	r 0.4	0.0	r 0.0	r 0.0
Mauritius	684	2.1	r 0.5	r 0.8	r 0.4	r 0.3	r 0.3	3.1	r 0.2	r 0.2	r 0.2	r 0.1	r 0.4
Mozambique	688	0.1	r 0.1	r 0.0	r 0.0	r 0.0	r 0.0	39.8	r 5.8	r 0.0	r 0.0	r 0.0	r 11.9
Namibia	728	54.1	r 14.0	r 36.9	r 37.4	r 59.5	r 33.9	0.1	r 0.0	r 0.0	r 0.0	r 0.0	r 0.0
Niger	692	0.6	r 0.1	r 0.2	r 0.0	r 0.1	r 0.1	r 0.0
Nigeria	694	3.8	r 1.0	r 1.9	r 2.2	r 2.8	r 1.1	2.0	r 0.4	r 0.3	r 0.3	r 0.1	r 0.3
Rwanda	714	2.0	r 0.2	r 0.2	r 0.5	r 0.4	r 0.2	0.0	r 0.0	r 0.0
Senegal	722	0.9	r 0.1	r 0.1	r 0.0	r 0.1	r 0.2	2.4	r 0.7	r 0.0	r 0.0	r 1.6	r 2.5
Seychelles	718	2.3	r 0.9	r 1.7	r 1.0	r 0.6	r 0.4	0.0	r 0.0	r 0.0	r 0.0	r 0.0	r 0.0
Sierra Leone	724	0.5	r 0.0	r 0.0	r 0.0	r 0.1	r 0.1	0.0
South Africa	199	76.0	r 15.4	r 6.3	r 21.1	r 24.9	r 26.0	20.2	r 10.7	r 11.1	r 6.7	r 5.1	r 10.3
Tanzania	738	6.3	r 0.9	r 0.8	r 3.0	r 1.6	r 2.4	2.7	r 5.6	r 2.1	r 2.9	r 5.4	r 4.9
Togo	742	0.6	r 0.2	r 0.0	r 0.2	r 0.1	r 0.2	r 0.0
Uganda	746	0.6	r 0.3	r 0.6	r 0.6	r 1.3	r 0.8	1.3	r 0.5	r 0.8	r 0.5	r 0.5	r 0.5
Zambia	754	1.4	r 0.0	r 0.1	r 0.0	r 0.1	r 0.1	0.0	r 0.1	r 0.1	r 0.0
Zimbabwe	698	0.6	r 0.2	r 1.7	r 0.2	r 0.3	r 0.5	1.0	r 0.0	r 0.0	r 0.3	r 0.4
Western Hemisphere	205	122.5	46.3	85.0	35.0	34.4	32.3	164.9	44.6	44.0	34.1	56.2	91.2
Antigua and Barbuda	311	0.1	r 0.0	r 0.0	r 0.0	r 0.1	r 0.1	r 0.0	r 0.0
Argentina	213	7.4	r 20.5	r 4.1	r 2.0	r 2.7	r 1.9	22.2	r 6.8	r 11.6	r 14.2	r 22.1	r 43.2
Aruba	314	0.2	r 0.0	r 0.2	r 0.0	r 0.2	r 0.1	0.0	r 0.0	r 0.0
Bahamas, The	313	0.1	r 0.0	r 44.2	r 0.0	r 0.0	2.7	r 0.0	r 0.0
Barbados	316	0.1	r 0.0	r 0.0	r 0.0	r 0.0	r 0.0	0.0	r 0.0
Belize	339	0.0	r 0.0	r 0.4	r 0.1	r 0.5	r 0.1	0.7	r 0.0	r 0.1	r 0.1	r 0.1	r 0.1
Bolivia	218	0.5	r 0.1	r 0.1	r 0.5	r 0.4	r 0.1	0.2	r 0.1	r 0.0	r 0.0
Brazil	223	28.9	r 3.4	r 12.4	r 6.2	r 5.6	r 5.3	28.5	r 5.9	r 5.4	r 5.4	r 5.3	r 12.0
Chile	228	7.4	r 1.5	r 1.4	r 2.8	r 1.9	r 3.3	5.7	r 1.2	r 2.3	r 0.4	r 1.8	r 1.8
Colombia	233	4.8	r 1.2	r 0.8	r 2.1	r 0.9	r 1.8	4.8	r 0.5	r 0.8	r 0.3	r 1.0	r 1.0
Costa Rica	238	0.9	r 0.4	r 0.3	r 0.4	r 0.7	r 0.3	0.5	r 0.0	r 0.1	r 0.1	r 0.4	r 0.1
Curacao	354	0.2	r 0.0	r 0.1	r 0.0	r 0.0	r 0.3	0.0	r 0.0	r 0.0
Dominica	321	0.1	r 0.1	r 0.0	0.0
Dominican Republic	243	6.3	r 0.9	r 1.3	r 1.4	r 0.7	r 1.1	0.6	r 0.1	r 0.2	r 0.2	r 0.1	r 0.2
Ecuador	248	2.3	r 0.3	r 0.7	r 0.5	r 0.5	r 0.5	15.2	r 5.1	r 4.8	r 3.3	r 5.6	r 7.4
El Salvador	253	0.7	r 0.2	r 0.4	r 0.1	r 0.4	r 0.1	0.0	r 0.0	r 0.1	r 0.0	r 0.1
Falkland Islands	323	2.7	r 2.1	r 1.9	r 0.6	r 0.3
Guatemala	258	5.9	r 1.0	r 1.3	r 1.5	r 0.4	r 0.5	1.9	r 0.0	r 0.9	r 0.4	r 0.0	r 0.0
Guyana	336	1.0	r 0.0	r 0.0	r 0.1	r 0.0	0.0
Haiti	263	0.3	r 0.0	r 0.0	r 0.0	r 0.1
Honduras	268	0.9	r 0.1	r 0.2	r 0.1	r 0.2	r 0.2	6.7	r 2.3	r 2.4	r 1.9	r 0.0	r 0.7
Jamaica	343	0.2	r 1.0	r 0.0	r 0.0	r 0.0	r 0.1	0.0	r 0.0	r 0.0	r 0.0	r 0.0

Bulgaria (918)

In Millions of U.S. Dollars

		Exports (FOB)						Imports (CIF)					
		2016	2017Q1	2017Q2	2017Q3	2017Q4	2018Q1	2016	2017Q1	2017Q2	2017Q3	2017Q4	2018Q1
Mexico	273	31.4	r 10.3	r 12.7	r 11.0	r 10.9	r 10.7	35.1	r 13.2	r 3.3	r 1.2	r 4.3	r 3.4
Nicaragua	278	0.6	r 0.0	r 0.2	r 0.2	r 0.1	r 0.1	1.3	r 0.6	r 1.3	r 1.2	r 0.8	r 0.8
Panama	283	4.3	r 1.2	r 1.1	r 2.2	r 1.5	r 1.2	0.2	r 0.0	r 0.1	r 0.0	r 0.0	r 0.0
Paraguay	288	1.5	r 0.0	r 0.3	r 0.3	r 0.3	r 0.2	0.3	r 0.1	r 0.1	r 0.4	r 0.2	r 0.1
Peru	293	8.8	r 4.0	r 2.0	r 2.3	r 2.4	r 3.8	26.7	r 6.9	r 6.0	r 2.0	r 12.6	r 16.7
Sint Maarten	352	1.8	r 0.1	r 0.2	r 1.0	0.0	r 0.0	r 0.0	r 0.0	r 0.0
St. Kitts and Nevis	361	0.0	r 0.0	r 0.1	r 0.0	r 0.0
St. Lucia	362	0.0	r 0.6	r 0.0
Suriname	366	3.2	r 0.0	r 0.0	r 0.4	r 1.5	r 0.0	0.0	r 0.0	r 0.0	r 0.0	r 0.0
Trinidad and Tobago	369	0.5	r 0.1	r 0.0	r 0.0	r 0.0	r 0.0	0.0	r 0.0	r 0.0	r 0.0	r 0.0	r 0.0
Uruguay	298	0.9	r 0.1	r 0.1	r 0.2	r 0.3	r 0.2	8.8	r 1.7	r 2.4	r 1.0	r 1.1	r 3.3
Venezuela, Rep. Bol.	299	1.1	r 0.0	r 0.2	r 0.1	r 0.1	r 0.1	0.2	r 0.0	r 0.0	r 0.0	r 0.0
Western Hem. n.s.	399	0.1	r 0.0	r 0.0	r 0.1	r 0.5	r 0.2	0.0	r 0.0	r 0.0	r 0.0
Other Countries n.i.e	910	3.0	0.7	0.7	0.1	0.1	1.2	1.2	0.5	0.3	0.4	0.4	0.4
Cuba	928	2.5	r 0.2	r 0.6	r 0.1	r 0.0	r 1.2	1.2	r 0.5	r 0.3	r 0.4	r 0.4	r 0.4
Korea, Dem. People's Rep.	954	0.6	r 0.4	r 0.2	r 0.0	r 0.0	0.0
Special Categories	899	168.6	r 21.8	r 34.6	r 85.0	r 68.2	r 37.5	28.8	r 1.2	r 16.6	r 9.3
Countries & Areas n.s.	898	999.5	r 284.2	r 335.7	r 323.8	r 349.9	r 194.5	292.0	r 130.2	r 114.4	r 45.9	r 106.6	r 33.5
Memorandum Items													
Africa	605	594.5	111.6	182.8	144.7	197.5	124.0	264.8	62.0	51.9	81.7	56.1	74.3
Middle East	405	1,091.8	329.6	184.7	160.8	263.0	130.7	539.3	214.5	226.1	211.9	226.9	128.8
European Union	998	17,442.8	4,291.8	4,708.5	5,448.6	5,346.1	5,589.8	19,106.7	4,770.9	5,191.5	5,557.0	6,256.9	6,144.0
Export earnings: fuel	080	1,294.0	249.6	399.2	470.9	274.9	227.9	2,724.1	844.1	844.2	907.1	1,127.3	719.4
Export earnings: nonfuel	092	25,278.3	6,341.5	6,891.9	7,541.4	7,904.0	7,568.0	26,208.7	6,746.9	7,317.7	7,715.5	8,633.6	8,535.5

Burkina Faso (748)

In Millions of U.S. Dollars

		Exports (FOB)						Imports (CIF)					
		2016	2017Q1	2017Q2	2017Q3	2017Q4	2018Q1	2016	2017Q1	2017Q2	2017Q3	2017Q4	2018Q1
IFS World	
World	001	2,541.3	793.1	837.6	850.1	834.9	949.2	3,350.9	1,064.5	1,171.0	1,133.5	1,147.6	1,203.1
Advanced Economies	110	1,971.1	423.7	407.9	440.8	499.5	635.4	1,359.6	426.3	377.1	407.6	402.3	390.9
Euro Area	163	137.6	54.0	40.4	46.2	52.8	39.7	759.0	233.3	201.9	238.8	219.0	227.8
Austria	122	0.1	r 0.0	r 0.0	r 0.0	r 0.0	r 0.0	2.4	r 0.6	r 0.7	r 0.7	r 0.6	r 0.3
Belgium	124	3.6	r 0.6	r 1.0	r 0.6	r 0.3	r 0.6	58.9	r 17.2	r 22.9	r 23.8	r 22.9	r 20.3
Cyprus	423	0.1
Estonia	939	2.0	r 0.0	r 0.1	r 0.0	r 0.0
Finland	172	0.0	r 0.0	r 0.1	r 0.0	r 0.0	r 0.0	16.3	r 7.2	r 7.5	r 5.4	r 7.4	r 5.3
France	132	65.9	r 18.4	r 18.7	r 16.4	r 16.6	r 14.8	269.3	r 73.3	r 67.4	r 74.9	r 84.4	r 82.1
Germany	134	10.7	r 6.3	r 0.4	r 5.0	r 4.8	r 4.9	100.1	r 53.0	r 27.8	r 47.9	r 24.9	r 28.8
Greece	174	43.1	r 15.5	r 15.5	r 15.5	r 15.5	r 15.5	0.6	r 0.1	r 0.2	r 0.1	r 0.1	r 0.3
Ireland	178	0.0	r 0.0	r 0.0	r 0.0	r 0.0	r 0.0	9.0	r 1.9	r 4.7	r 3.6	r 1.9	r 3.3
Italy	136	2.2	r 10.3	r 0.1	r 4.8	r 10.4	r 0.2	56.1	r 14.2	r 15.4	r 14.9	r 12.9	r 15.5
Latvia	941	1.2	r 8.2	r 0.6	r 0.3	r 0.2	r 0.3
Lithuania	946	e 0.0	e 0.0	7.4	r 1.7	r 1.7	r 1.7	r 1.7	r 2.0
Malta	181	3.3	r 0.1	r 0.1	r 0.1	r 0.0	r 0.2
Netherlands	138	10.0	r 2.5	r 3.8	r 3.9	r 4.3	r 2.6	149.6	r 37.7	r 34.1	r 35.6	r 37.8	r 45.3
Portugal	182	0.0	r 0.0	r 0.0	r 0.0	r 0.0	r 0.0	8.0	r 2.5	r 1.7	r 8.5	r 1.9	r 2.9
Slovak Republic	936	5.2	r 1.1	r 1.2	r 1.9	r 1.7	r 1.1
Slovenia	961	0.3	r 0.1	r 0.1	r 0.1	r 0.1	r 0.1
Spain	184	1.9	r 0.4	r 0.9	r 0.1	r 1.0	r 1.2	69.2	r 14.7	r 15.8	r 19.4	r 20.6	r 19.9
Australia	193	0.1	r 0.2	r 0.0	r 0.0	r 0.0	r 0.0	34.3	r 19.9	r 23.0	r 21.1	r 20.2	r 21.1
Canada	156	17.9	r 0.0	r 0.0	r 0.1	r 0.1	r 0.0	29.7	r 7.8	r 10.3	r 7.9	r 10.6	r 6.6
China,P.R.: Hong Kong	532	1.8	r 0.0	r 0.0	r 0.6	r 0.0	0.6	r 0.3	r 0.6	r 0.7	r 1.1	r 0.8
Czech Republic	935	r 0.0	6.6	r 0.1	r 0.4	r 0.5	r 0.6	r 0.7
Denmark	128	25.8	r 2.0	r 5.0	r 6.0	r 17.7	r 11.6	13.9	r 2.3	r 5.9	r 7.8	r 5.2	r 11.0
Israel	436	0.0	r 0.0	r 0.0	r 0.0	r 0.0	r 0.0	10.4	r 0.3	r 0.1	r 1.4	r 0.2
Japan	158	16.1	r 3.0	r 12.3	r 21.9	r 10.1	r 5.8	82.5	r 17.3	r 8.4	r 8.6	r 14.7	r 11.9
Korea, Republic of	542	6.2	r 2.4	r 2.6	r 2.3	r 2.3	r 2.4	45.9	r 9.3	r 16.6	r 21.3	r 11.1	r 15.9
New Zealand	196	0.0	r 0.0	r 0.0	r 0.0	2.1	r 0.0	r 0.4	r 0.5	r 0.1	r 0.3
Norway	142	0.0	r 0.0	r 0.0	r 0.0	r 0.0	r 0.0	1.7	r 0.6	r 0.3	r 0.4	r 0.3	r 0.5
Singapore	576	230.1	r 6.7	r 1.0	r 3.8	r 1.3	r 9.0	15.5	r 0.0	r 0.0	r 0.7	r 0.1	r 0.6
Sweden	144	0.2	r 0.1	r 0.0	r 0.0	r 0.0	r 0.0	35.6	r 7.6	r 7.2	r 9.3	r 13.2	r 9.2
Switzerland	146	1,495.7	r 352.8	r 343.0	r 354.2	r 412.3	r 563.9	5.1	r 0.8	r 1.5	r 1.4	r 2.3	r 2.1
Taiwan Prov.of China	528	0.0	8.2	r 1.6	r 1.8	r 1.7	r 1.7	r 1.7
United Kingdom	112	37.5	r 2.3	r 2.7	r 5.2	r 2.2	r 2.3	41.7	r 10.7	r 9.9	r 9.4	r 6.5	r 13.8
United States	111	2.1	r 0.4	r 0.7	r 0.4	r 0.6	r 0.6	266.9	r 114.4	r 88.7	r 77.7	r 94.0	r 66.6
Emerg. & Dev. Economies	200	569.4	369.1	429.1	408.8	334.9	313.4	1,981.2	635.2	790.6	722.7	742.0	808.8
Emerg. & Dev. Asia	505	210.0	97.0	176.9	172.8	141.8	141.3	817.1	297.1	362.0	310.5	321.6	326.1
Bangladesh	513	0.1	r 0.0	r 0.0	r 0.0	r 0.0	r 0.0
Cambodia	522	0.2	r 0.1	r 0.1	r 0.1	r 0.1	r 0.1
China,P.R.: Mainland	924	41.9	r 1.4	r 18.0	r 19.8	r 3.9	r 55.5	483.1	r 132.3	r 184.4	r 147.7	r 144.4	r 156.0
India	534	130.0	r 80.3	r 135.3	r 128.6	r 116.1	r 69.0	173.4	r 45.9	r 43.1	r 45.2	r 62.4	r 49.9
Indonesia	536	0.0	r 0.0	r 0.0	r 0.0	r 0.0	r 0.0	10.5	r 5.5	r 2.9	r 2.3	r 1.6	r 1.4
Malaysia	548	3.2	r 0.2	r 1.1	r 1.0	r 0.9	r 0.7	21.8	r 8.0	r 7.7	r 6.7	r 6.7	r 6.7
Maldives	556	e 1.0	e 0.3	e 0.3	e 0.3	e 0.3	e 0.3
Philippines	566	0.0	r 0.0	r 0.0	r 0.0	r 0.0	r 0.0	1.7	r 0.5	r 0.4	r 0.4	r 0.5	r 0.4
Sri Lanka	524	0.0	r 0.0	r 0.0	r 0.0	r 0.0	r 0.0	0.9	r 0.3	r 0.2	r 0.1	r 0.1	r 0.3
Thailand	578	72.2	r 88.5	r 105.6	r 91.1	r 88.6	r 93.8
Vietnam	582	27.8	r 12.1	r 18.2	r 18.9	r 16.9	r 12.9	44.5	r 13.5	r 14.8	r 14.2	r 14.5	r 14.6
Asia n.s.	598	6.0	r 2.6	r 3.9	r 4.1	r 3.7	r 2.8	8.5	r 2.6	r 2.8	r 2.7	r 2.8	r 2.8
Europe	170	12.6	5.4	9.3	10.6	7.0	5.4	152.2	25.6	68.8	82.1	83.0	125.7
Emerg. & Dev. Europe	903	1.5	0.6	2.1	3.1	0.3	0.3	64.5	14.5	19.3	16.2	15.7	21.1
Bulgaria	918	0.0	r 0.0	0.1	r 0.0	r 0.0	r 0.0	r 0.0	r 0.0
Croatia	960	0.2	r 0.0	r 0.4	r 0.2	r 0.0
Gibraltar	823	0.2	r 0.1	r 0.1	r 0.1	r 0.1	r 0.1
Hungary	944	2.9	r 1.1	r 1.2	r 0.7	r 1.4	r 1.8
Poland	964	0.3	r 0.1	r 0.1	r 0.1	r 0.0	r 0.1	3.6	r 1.1	r 1.9	r 1.7	r 1.8	r 1.2
Romania	968	0.0	r 0.0	r 0.0	r 0.0	r 0.0	r 0.0	2.0	r 0.4	r 0.5	r 1.0	r 0.3	r 0.2

Burkina Faso (748)

In Millions of U.S. Dollars

		Exports (FOB)						Imports (CIF)					
		2016	2017Q1	2017Q2	2017Q3	2017Q4	2018Q1	2016	2017Q1	2017Q2	2017Q3	2017Q4	2018Q1
Serbia, Republic of	942	0.0	r 0.0	r 0.1	r 0.0	r 0.0
Turkey	186	1.2	r 0.5	r 2.0	r 3.0	r 0.3	r 0.2	55.4	r 11.9	r 15.1	r 12.5	r 12.0	r 17.8
CIS	901	0.1	0.0	0.0	0.0	0.0	0.0	87.7	11.1	49.6	65.9	67.4	104.6
Belarus	913	3.7	r 0.0	r 2.4	r 1.1	r 0.3
Russian Federation	922	0.0	r 0.0	r 0.0	r 0.0	r 0.0	r 0.0	75.8	r 7.2	r 45.4	r 60.2	r 61.2	r 102.1
Ukraine	926	8.1	r 3.9	r 4.2	r 3.2	r 5.1	r 2.3
Europe n.s.	884	11.0	r 4.8	r 7.2	r 7.5	r 6.7	r 5.1
Mid East, N Africa, Pak	440	7.5	2.1	10.7	3.3	2.6	1.9	126.8	31.4	37.0	42.4	42.4	42.4
Algeria	612	0.2	r 0.1	r 0.0	r 0.0	0.7	r 1.5	r 1.5	r 1.5	r 1.7	r 1.5
Egypt	469	12.2	r 3.7	r 3.9	r 3.8	r 3.8	r 3.8
Iran, I.R. of	429	0.0	r 0.0	r 0.0	r 0.0	r 0.0	r 0.0	0.5	r 0.2	r 0.2	r 0.2	r 0.2	r 0.2
Jordan	439	0.0	r 0.0	0.1	r 0.0	r 0.0	r 0.1	r 0.0	r 0.1
Kuwait	443	5.6	r 1.7	r 1.9	r 1.8	r 1.8	r 1.9
Lebanon	446	0.7	r 0.0	r 0.0	r 0.1	r 0.0	17.5	r 4.0	r 4.8	r 3.9	r 4.7	r 4.2
Libya	672	0.0	r 0.0	r 0.0	r 0.0	r 0.0	r 0.0	1.0	r 0.3	r 0.3	r 0.3	r 0.3	r 0.3
Mauritania	682	3.5	r 1.5	r 2.1	r 2.1	r 1.8	r 1.3	3.1	r 0.9	r 1.0	r 1.0	r 1.0	r 1.0
Morocco	686	0.9	r 0.1	r 0.2	r 0.1	r 0.0	r 0.2	45.6	r 8.6	r 12.1	r 15.7	r 12.9	r 13.8
Pakistan	564	r 0.2	r 6.3	r 0.6	r 0.2	r 0.0	3.0	r 0.3	r 0.2	r 0.3	r 0.3	r 0.2
Qatar	453	0.8	r 0.4	r 0.2	r 0.3	r 0.4	r 0.2
Saudi Arabia	456	0.1	r 0.0	r 0.0	r 0.0	r 0.0	r 0.0	12.2	r 3.1	r 3.1	r 3.1	r 3.1	r 3.1
Tunisia	744	0.1	r 0.0	r 0.0	r 0.4	r 0.0	r 0.0	13.0	r 3.0	r 3.7	r 6.6	r 8.3	r 8.2
United Arab Emirates	466	1.9	r 0.1	r 1.9	r 0.0	r 0.4	r 0.3	11.4	r 3.7	r 4.1	r 3.9	r 4.0	r 4.0
Sub-Saharan Africa	603	339.0	264.4	232.0	221.9	183.2	164.6	808.1	265.2	308.9	271.0	280.8	300.5
Angola	614	9.1	r 2.8	r 3.0	r 2.9	r 3.0	r 3.0
Benin	638	1.7	r 0.7	r 1.1	r 1.1	r 1.0	r 0.8	1.9	r 0.6	r 0.6	r 0.6	r 0.6	r 0.6
Botswana	616	r 0.2
Cameroon	622	0.7	r 0.3	r 0.5	r 0.5	r 0.4	r 0.3	4.3	r 1.3	r 1.4	r 1.4	r 1.4	r 1.4
Chad	628	0.1	r 0.0	r 0.1	r 0.1	r 0.1	r 0.1	0.0	r 0.0	r 0.0	r 0.0	r 0.0	r 0.0
Congo, Dem. Rep. of	636	0.1	r 0.0	r 0.1	r 0.1	r 0.1	r 0.1	0.0	r 0.0	r 0.0	r 0.0	r 0.0	r 0.0
Congo, Republic of	634	0.1	r 0.0	r 0.1	r 0.1	r 0.1	r 0.1	1.2	r 0.4	r 0.4	r 0.4	r 0.4	r 0.4
Côte d'Ivoire	662	107.8	r 45.5	r 63.5	r 62.0	r 52.0	r 37.4	287.2	r 102.3	r 114.5	r 112.6	r 116.3	r 119.1
Equatorial Guinea	642	10.7	r 3.2	r 3.6	r 3.4	r 3.5	r 3.5
Ethiopia	644	1.6	r 0.7	r 1.0	r 1.1	r 1.0	r 0.7	0.1	r 0.0	r 0.0	r 0.0	r 0.0	r 0.0
Gabon	646	0.1	r 0.1	r 0.1	r 0.1	r 0.1	r 0.1	0.1	r 0.0	r 0.0	r 0.0	r 0.0	r 0.0
Gambia, The	648	0.2	r 0.1	r 0.1	r 0.1	r 0.1	r 0.1	0.0	r 0.0	r 0.0	r 0.0	r 0.0	r 0.0
Ghana	652	59.0	r 26.8	r 39.3	r 40.1	r 35.1	r 26.4	161.4	r 52.6	r 56.6	r 53.9	r 54.2	r 54.3
Kenya	664	0.0	r 0.0	r 0.0	r 0.0	0.2	r 0.0	r 0.0	r 0.0	r 0.0	r 0.0
Mali	678	21.5	r 9.4	r 14.0	r 14.6	r 13.1	r 10.0	70.0	r 21.2	r 23.2	r 22.4	r 22.8	r 23.0
Mauritius	684	0.2	r 0.0
Niger	692	14.3	r 7.0	r 11.4	r 12.8	r 12.2	r 9.8	30.7	r 9.3	r 10.2	r 9.8	r 10.0	r 10.1
Nigeria	694	0.2	r 0.1	r 0.1	r 0.1	r 0.1	r 0.1	12.4	r 3.7	r 4.0	r 3.8	r 3.8	r 3.8
Senegal	722	7.3	r 1.8	r 2.0	r 1.8	r 1.8	r 1.8	40.8	r 14.6	r 11.9	r 8.1	r 9.7	r 13.3
Sierra Leone	724	0.1	r 0.1	r 0.1	r 0.1	r 0.1	r 0.1	0.1	r 0.0	r 0.0	r 0.0	r 0.0	r 0.0
South Africa	199	90.9	r 152.1	r 90.0	r 64.4	r 35.5	r 66.0	58.4	r 22.7	r 48.2	r 22.4	r 21.9	r 23.2
Swaziland	734	0.9	r 0.3	r 0.3	r 0.3	r 0.3	r 0.3
Tanzania	738	0.3	r 0.6	r 0.1	r 0.1	r 0.1	r 0.1	1.5	r 0.4	r 0.4	r 0.4	r 0.4	r 0.4
Togo	742	28.9	r 17.0	r 5.6	r 19.7	r 27.8	r 8.7	116.4	r 29.6	r 30.3	r 28.3	r 32.1	r 43.8
Uganda	746	0.0	r 0.1	r 0.1	r 0.1	r 0.1	r 0.2	0.0	r 0.0	r 0.0	r 0.0	r 0.0	r 0.0
Africa n.s.	799	4.0	r 1.8	r 2.6	r 2.7	r 2.4	r 1.9
Western Hemisphere	205	0.3	0.2	0.3	0.2	0.2	0.2	77.0	15.8	13.9	16.6	14.1	14.1
Argentina	213	0.0	0.5	r 0.0	r 0.2	r 0.3	r 0.0	r 0.6
Brazil	223	0.0	r 0.0	r 0.0	r 0.0	r 0.0	r 0.0	16.8	r 6.5	r 4.2	r 6.7	r 4.7	r 4.1
Chile	228	0.0	r 0.0	r 0.0	r 0.0	r 0.0	r 0.0	4.1	r 0.1	r 0.0	r 0.0	r 0.1	r 0.0
Colombia	233	0.0	r 0.1	r 0.1	r 0.1	r 0.1	r 0.1	18.8	r 0.3	r 0.3	r 0.3	r 0.4	r 0.4
Costa Rica	238	e 0.0	e 0.0	0.2	r 0.2	r 0.1	r 0.1
Guatemala	258	r 0.0	19.2	r 4.8	r 4.8	r 4.8	r 4.8	r 4.8
Mexico	273	4.3	r 0.1	r 0.0	r 0.0	r 0.1	r 0.1
Nicaragua	278	0.0	r 0.0	r 0.0	r 0.0	r 0.0	r 0.0	1.6	r 0.4	r 0.4	r 0.4	r 0.4	r 0.4
Peru	293	0.0	0.3	r 0.3	r 0.3
Trinidad and Tobago	369	4.9	r 1.5	r 1.6	r 1.6	r 1.6	r 1.6

Burkina Faso (748)

In Millions of U.S. Dollars

		Exports (FOB)						Imports (CIF)					
		2016	2017Q1	2017Q2	2017Q3	2017Q4	2018Q1	2016	2017Q1	2017Q2	2017Q3	2017Q4	2018Q1
Uruguay	298	0.1	r 0.0	r 0.0	r 0.0
Venezuela, Rep. Bol.	299	6.2	r 1.9	r 2.0	r 2.0	r 2.0	r 2.0
Western Hem. n.s.	399	0.2	r 0.1	r 0.1	r 0.2	r 0.1	r 0.1	0.0	r 0.0	r 0.0	r 0.0	r 0.0	r 0.0
Other Countries n.i.e	910	0.7	0.3	0.5	0.5	0.4	0.3	10.1	3.1	3.3	3.2	3.3	3.3
Cuba	928	2.5	r 0.7	r 0.8	r 0.8	r 0.8	r 0.8
Korea, Dem. People's Rep.	954	0.7	r 0.3	r 0.5	r 0.5	r 0.4	r 0.3	7.6	r 2.3	r 2.5	r 2.4	r 2.5	r 2.5
Memorandum Items													
Africa	605	343.8	266.1	234.4	224.4	185.0	166.1	870.5	279.3	327.2	295.9	304.7	325.0
Middle East	405	2.7	0.2	2.0	0.1	0.6	0.4	61.4	17.0	18.4	17.2	18.2	17.6
European Union	998	201.5	58.4	48.3	57.5	72.8	53.8	865.6	256.7	229.4	269.2	248.1	265.6
Export earnings: fuel	080	2.9	0.6	2.4	0.5	0.9	0.8	171.6	31.8	71.6	85.7	87.3	128.0
Export earnings: nonfuel	092	2,538.4	792.6	835.1	849.6	834.0	948.4	3,179.3	1,032.7	1,099.4	1,047.8	1,060.2	1,075.1

Burundi (618)

In Millions of U.S. Dollars

		Exports (FOB)						Imports (CIF)					
		2016	2017Q1	2017Q2	2017Q3	2017Q4	2018Q1	2016	2017Q1	2017Q2	2017Q3	2017Q4	2018Q1
IFS World		110.5	28.0	734.3	178.6
World	001	129.5	31.0	32.0	41.0	47.0	41.6	625.5	160.8	194.7	187.1	182.8	158.1
Advanced Economies	110	46.9	9.3	5.7	12.7	11.0	11.3	151.4	33.4	36.2	43.2	49.5	41.2
Euro Area	163	18.1	5.1	3.9	2.7	6.6	9.4	83.2	19.3	18.7	15.9	31.6	22.7
Austria	122	0.0	r 0.0	r 0.1	r 0.0	r 0.0	r 0.0
Belgium	124	7.3	r 2.2	r 1.8	r 1.5	r 2.3	r 2.5	28.3	r 10.0	r 8.7	r 3.8	r 5.7	r 7.7
Finland	172	e 0.9	e 0.3	e 0.7	e 0.2	0.2	r 0.2	r 0.5	r 0.0
France	132	0.9	r 0.1	r 0.1	r 0.1	r 0.2	r 0.1	27.8	r 3.7	r 2.9	r 7.4	r 13.0	r 8.5
Germany	134	7.4	r 2.7	r 1.7	r 1.0	r 3.4	r 6.6	12.6	r 3.8	r 3.7	r 2.1	r 4.0	r 3.6
Greece	174	0.0	0.3	r 0.0	r 0.2	r 0.0	r 0.0	r 0.0
Ireland	178	0.0	r 0.0	0.1	r 0.0	r 0.0	r 0.0	r 0.1	r 0.5
Italy	136	0.6	r 0.1	r 0.1	r 0.0	r 0.0	r 0.0	6.1	r 1.1	r 1.4	r 0.9	r 1.8	r 0.9
Netherlands	138	0.8	r 0.0	r 0.0	r 0.1	r 0.1	r 0.0	7.0	r 0.4	r 1.1	r 0.6	r 6.2	r 0.9
Portugal	182	0.0	r 0.0	r 0.0	r 0.9	r 0.4	r 0.5
Spain	184	0.0	r 0.0	r 0.0	r 0.0	r 0.0	0.8	r 0.0	r 0.1	r 0.0	r 0.1	r 0.1
Australia	193	0.2	r 0.0	r 0.0	r 0.1	r 0.2	0.5	r 0.1	r 0.1	r 0.1	r 0.1	r 0.1
Canada	156	0.2	r 0.0	r 0.1	r 0.0	r 0.1	r 0.1	1.6	r 1.8	r 0.4	r 0.2	r 0.2	r 0.5
China,P.R.: Hong Kong	532	0.0	r 0.0	r 0.0	r 0.0	r 0.0	1.2	r 0.0	r 0.0	r 0.0	r 0.5	r 0.0
Denmark	128	0.1	r 0.0	r 0.0	r 0.0	r 0.0	r 0.1	13.5	r 2.4	r 0.3	r 6.8	r 2.7	r 5.3
Israel	436	0.1	r 0.0	r 0.0	r 0.0	r 0.0	r 0.0
Japan	158	0.1	r 0.1	r 0.0	r 0.0	r 0.1	r 0.1	19.9	r 4.8	r 7.3	r 9.1	r 4.1	r 7.2
Korea, Republic of	542	0.1	r 0.0	r 0.0	r 0.0	r 0.0	r 0.0	1.9	r 0.9	r 1.9	r 1.4	r 0.0	r 1.6
New Zealand	196	0.2	0.0	r 0.0	r 0.0	r 0.0	r 0.0	r 0.0
Norway	142	0.1	0.2	r 0.1	r 0.0	r 0.0	r 0.0	r 0.0
Singapore	576	2.2	r 0.4	r 3.1	r 1.0	r 0.0	0.3	r 1.2	r 1.2	r 0.3	r 0.1
Sweden	144	0.0	0.3	r 0.7	r 0.2	r 0.8	r 1.3	r 0.9
Switzerland	146	22.0	r 2.1	r 5.5	r 0.3	r 0.1	4.5	r 0.0	r 0.3	r 1.1	r 0.0	r 0.1
Taiwan Prov.of China	528	e 0.2	e 0.2	e 0.2	e 0.2	e 0.3	e 0.2	0.1	r 0.0	r 0.0	r 0.0	r 0.0	r 0.0
United Kingdom	112	1.2	r 0.9	r 0.9	r 0.9	r 2.1	r 0.3	14.6	r 2.5	r 0.5	r 0.9	r 1.3	r 1.2
United States	111	2.4	r 0.4	r 0.6	r 0.2	r 0.5	r 0.7	9.2	r 0.7	r 5.0	r 5.5	r 7.3	r 1.4
Emerg. & Dev. Economies	200	82.2	21.7	26.2	28.3	35.9	30.2	474.1	127.3	158.5	143.8	133.3	116.9
Emerg. & Dev. Asia	505	1.5	0.2	0.5	0.8	1.1	0.7	202.8	59.7	53.0	48.8	51.2	32.1
Bangladesh	513	0.1	0.3	r 0.1	r 0.1	r 0.1	r 0.1	r 0.1
Cambodia	522	0.1
China,P.R.: Mainland	924	1.1	r 0.2	r 0.5	r 0.7	r 0.8	r 0.5	103.6	r 23.4	r 26.7	r 22.5	r 27.8	r 13.5
India	534	0.2	r 0.0	r 0.0	r 0.0	r 0.2	r 0.2	88.4	r 33.8	r 24.6	r 24.0	r 21.0	r 15.7
Indonesia	536	r 0.0	1.6	r 0.3	r 0.1	r 0.5	r 0.4	r 0.7
Malaysia	548	1.5	r 0.8	r 0.8	r 0.8	r 0.8	r 0.8
Philippines	566	0.2	r 0.1	r 0.1	r 0.1
Thailand	578	1.9	r 0.6	r 0.3	r 0.5	r 0.5	r 0.8
Vietnam	582	0.2	r 0.0	r 0.0	r 0.0	r 0.0	r 0.0	5.2	r 0.5	r 0.4	r 0.4	r 0.6	r 0.3
Asia n.s.	598	0.1	r 0.1	r 0.1	r 0.1	r 0.1	r 0.1
Europe	170	5.0	1.3	1.4	1.5	3.2	3.2	11.9	3.0	9.3	4.4	5.9	5.7
Emerg. & Dev. Europe	903	0.0	0.0	0.0	0.4	0.2	0.2	5.8	1.2	3.7	2.5	2.2	2.0
Bulgaria	918	r 0.0	r 0.0	r 0.0	r 0.0	r 0.0	0.0	r 0.1	r 1.8	r 0.0	r 0.0	r 0.0
Hungary	944	r 0.0	r 0.0	r 0.0	r 0.0	r 0.0	0.1	r 0.2	r 0.0	r 0.0	r 0.1	r 0.0
Poland	964	r 0.0	r 0.0	r 0.0	r 0.0	1.8	r 0.0	r 0.0	r 0.0	r 0.0	r 0.0
Romania	968	r 0.2	r 0.1	r 0.2	0.1	r 0.0	r 0.0	r 0.0
Serbia, Republic of	942	e 0.0	e 0.0	e 0.0	e 0.1	e 0.1	e 0.0	r 0.0	r 0.0	r 0.0	r 0.0	r 0.0
Turkey	186	3.6	r 0.8	r 1.9	r 2.4	r 2.1	r 2.0
CIS	901	0.0	0.0	0.0	0.0	0.0	0.0	6.1	1.8	5.5	2.0	3.8	3.7
Russian Federation	922	r 0.0	r 0.0	r 0.0	r 0.0	r 0.0	5.4	r 1.8	r 5.5	r 1.9	r 3.7	r 3.6
Ukraine	926	r 0.0	r 0.0	r 0.0	r 0.0	r 0.0	0.6	r 0.0	r 0.0	r 0.0	r 0.0	r 0.0
Europe n.s.	884	5.0	r 1.3	r 1.3	r 1.1	r 3.0	r 2.9	0.0	r 0.0	r 0.0	r 0.0	r 0.0	r 0.0
Mid East, N Africa, Pak	440	20.2	12.5	17.3	19.3	15.3	11.9	71.8	19.2	37.9	39.7	38.1	40.4
Bahrain, Kingdom of	419	e 0.0	e 0.0	e 0.0	e 0.0	e 0.0	0.5	r 0.0	r 0.0	r 0.0	r 0.0	r 0.0
Egypt	469	r 1.6	r 1.6	r 1.6	r 1.6	r 1.6	7.7	r 2.5	r 2.2	r 2.0	r 3.0	r 2.1
Iran, I.R. of	429	0.0	r 0.1	r 0.1	r 0.0	r 0.1	r 0.0
Jordan	439	0.0	r 0.1	r 0.0
Lebanon	446	0.2	r 0.0	r 0.0	r 0.0	r 0.0

Burundi (618)

In Millions of U.S. Dollars

		Exports (FOB)						Imports (CIF)					
		2016	2017Q1	2017Q2	2017Q3	2017Q4	2018Q1	2016	2017Q1	2017Q2	2017Q3	2017Q4	2018Q1
Morocco	686	0.2	r 0.1	r 0.1	r 0.1	r 0.0
Oman	449	1.6	r 0.7	r 0.7	r 0.7	r 0.7	r 0.7	0.0	r 0.0	r 0.0	r 0.0	r 0.0	r 0.0
Pakistan	564	r 1.8	r 3.6	r 4.7	r 2.9	r 3.1	1.9	r 0.8	r 2.2	r 0.2	r 1.0	r 0.2
Qatar	453	e 0.2	e 0.4	0.6	r 0.1	r 0.1	r 0.1	r 0.1	r 0.1
Saudi Arabia	456	r 0.0	r 0.0	r 0.0	r 0.0	18.3	r 1.9	r 20.9	r 26.2	r 17.4	r 28.6
Sudan	732	2.5	r 0.5	r 0.6	r 1.7	r 0.6	r 1.1	r 0.0	r 0.0	r 0.0	r 0.0	r 0.0
Tunisia	744	0.3	r 0.7	r 0.2	r 0.1
United Arab Emirates	466	16.1	r 7.7	r 10.7	r 10.6	r 9.4	r 4.9	42.0	r 13.0	r 12.1	r 11.0	r 16.5	r 9.3
Sub-Saharan Africa	603	55.5	7.6	7.0	6.7	16.2	14.5	186.8	42.5	57.7	50.8	37.9	37.7
Cameroon	622	0.0	r 0.0	r 0.0	r 0.0	r 0.0	r 0.0	0.1	r 0.0	r 0.0	r 0.0	r 0.0	r 0.0
Central African Rep.	626	r 1.8	r 1.6	r 1.4	r 2.2	r 1.3
Congo, Dem. Rep. of	636	27.5	r 4.6	r 4.8	r 3.8	r 10.8	r 10.5	3.8	r 0.5	r 0.2	r 0.1	r 0.1	r 0.1
Congo, Republic of	634	0.0	r 0.0	r 0.0	r 0.0	r 0.0	r 0.0	0.2
Côte d'Ivoire	662	0.7	r 0.0	r 0.0	r 0.0	r 0.0	r 0.0	0.3	r 0.0	r 0.0	r 0.0	r 0.0	r 0.0
Ethiopia	644	0.0	r 0.0	r 0.0	r 0.0	r 0.0	r 0.0	0.1	r 0.0	r 0.0	r 0.0	r 0.0	r 0.0
Guinea	656	0.1	r 0.0	r 0.0	r 0.0	r 0.0	r 0.0	0.0	r 0.0	r 0.0	r 0.0	r 0.0	r 0.0
Kenya	664	14.4	r 1.4	r 0.4	r 0.3	r 1.4	r 0.9	47.8	r 10.5	r 12.9	r 10.1	r 6.4	r 4.9
Mali	678	0.0	r 0.0	r 0.0	r 0.0	r 0.0	r 0.0	0.1	r 0.0	r 0.0	r 0.0	r 0.1	r 0.0
Mauritius	684	0.4	r 0.6	0.1	r 0.2	r 0.3	r 0.0
Mozambique	688	0.0	r 0.0	r 0.0	r 0.0	r 0.0	r 0.0	0.0	r 0.9	r 0.8	r 0.7	r 1.0	r 0.6
Nigeria	694	0.4	r 0.0	r 0.0	r 0.0	r 0.0	r 0.0	0.0	r 0.0	r 0.0	r 0.0	r 0.0	r 0.0
Rwanda	714	5.5	r 0.6	r 0.3	r 0.3	r 1.0	r 1.0	13.0	r 2.4	r 2.2	r 1.3	r 0.9	r 0.7
Senegal	722	0.0	0.2	r 0.0	r 0.1	r 0.0	r 0.0	r 0.0
Seychelles	718	r 0.1	r 0.1	r 0.0	r 0.1	r 0.1	r 0.0	r 0.0	r 0.0	r 0.0	r 0.0
South Africa	199	0.2	r 0.0	r 0.0	r 0.1	r 0.0	r 0.2	7.7	r 0.6	r 1.3	r 3.7	r 1.9	r 2.9
Swaziland	734	0.0	r 0.0	r 0.0	r 0.0	r 0.0	r 0.0	0.1	r 0.2	r 0.2	r 0.2	r 0.3	r 0.2
Tanzania	738	1.3	r 0.1	r 0.0	r 1.1	r 0.1	51.6	r 8.2	r 19.7	r 15.8	r 9.2	r 10.7
Togo	742	r 0.3	0.0	r 0.0	r 0.0	r 0.0	r 0.0	r 0.0
Uganda	746	3.9	r 0.5	r 0.5	r 1.6	r 1.3	r 1.5	45.2	r 11.3	r 10.8	r 9.5	r 7.6	r 7.8
Zambia	754	0.8	r 0.2	r 0.3	r 0.2	r 0.3	r 0.1	16.1	r 5.7	r 7.9	r 7.6	r 8.2	r 8.3
Zimbabwe	698	r 0.0	r 0.0	r 0.0	r 0.0	r 0.0	0.2	r 0.0	r 0.0	r 0.0	r 0.0	r 0.0
Western Hemisphere	205	0.0	0.0	0.0	0.0	0.0	0.0	0.7	3.0	0.7	0.1	0.1	0.9
Argentina	213	e 0.0	e 0.0	0.0	r 2.7	r 0.8
Brazil	223	0.0	r 0.2	r 0.2	r 0.1
Ecuador	248	0.1	r 0.0	r 0.0	r 0.0	r 0.0	r 0.0
Mexico	273	0.3	r 0.4	r 0.0
Nicaragua	278	0.3	r 0.0	r 0.0	r 0.0	r 0.0	r 0.0
Suriname	366	r 0.0	r 0.0	r 0.0	r 0.1	r 0.0
Other Countries n.i.e	910	0.1	0.1	0.0	0.0	0.0	0.0	0.0
Korea, Dem. People's Rep.	954	0.1	0.1	r 0.0	r 0.0	r 0.0	r 0.0	r 0.0
Countries & Areas n.s.	898	0.3	r 0.1	r 0.1	r 0.1	r 0.2	r 0.2	0.0
Memorandum Items													
Africa	605	58.0	8.1	7.7	8.4	16.8	15.5	187.3	43.3	58.0	50.9	37.9	37.8
Middle East	405	17.7	10.3	13.1	13.0	11.8	7.7	69.4	17.6	35.4	39.4	37.1	40.2
European Union	998	19.3	6.0	4.8	3.8	8.8	10.0	113.9	25.3	21.6	24.5	36.9	30.2
Export earnings: fuel	080	18.1	8.6	11.4	11.4	10.2	6.1	67.1	16.8	38.6	39.4	37.8	41.7
Export earnings: nonfuel	092	111.3	22.4	20.5	29.7	36.8	35.5	558.4	143.9	156.1	147.7	145.0	116.5

Cabo Verde (624)

In Millions of U.S. Dollars

		Exports (FOB)						Imports (CIF)					
		2016	2017Q1	2017Q2	2017Q3	2017Q4	2018Q1	2016	2017Q1	2017Q2	2017Q3	2017Q4	2018Q1
IFS World		59.8	665.9
World	001	221.0	10.7	16.9	22.8	32.3	30.8	672.2	164.2	208.2	196.7	224.5	206.7
Advanced Economies	110	215.6	9.6	16.3	22.0	31.1	28.9	536.3	132.5	171.3	155.9	182.5	165.5
Euro Area	163	56.3	9.5	16.1	21.6	30.9	28.8	501.9	124.2	159.0	146.0	172.8	155.9
Austria	122	0.5	r 0.0	r 0.0	r 0.0	r 0.1	r 0.0
Belgium	124	20.8	r 4.1	r 4.4	r 9.2	r 10.3	r 7.1
Cyprus	423	r 0.0	0.2	r 0.0	r 0.0	r 0.0	r 0.0	r 0.0
Finland	172	1.7	r 0.1	r 0.1	r 0.0	r 0.3	r 0.1
France	132	16.6	r 4.9	r 3.6	r 8.9	r 12.7	r 7.9
Germany	134	10.0	r 1.7	r 2.1	r 1.1	r 1.6	r 1.8
Greece	174	r 0.0	r 0.1	r 0.1	6.9	r 0.0	r 5.2	r 0.0
Ireland	178	0.4	r 0.0	r 0.0	r 0.1	r 0.2	r 0.2
Italy	136	0.7	r 0.2	r 0.1	r 0.3	r 0.2	r 0.1	12.4	r 2.8	r 30.7	r 5.6	r 9.7	r 4.6
Lithuania	946	0.1	r 0.1	r 0.1	r 0.3
Luxembourg	137	0.0	r 0.0	r 0.0	r 0.0	r 0.0	r 0.0	0.1	r 0.7	r 1.7	r 0.6	r 0.2	r 0.7
Malta	181	r 0.0	r 0.0	0.5	r 0.1	r 0.2	r 0.2	r 0.2	r 0.1
Netherlands	138	0.2	r 0.0	r 0.0	r 0.1	r 6.5	r 0.1	42.9	r 8.9	r 7.4	r 7.8	r 12.4	r 15.0
Portugal	182	11.6	r 3.2	r 9.4	r 9.5	r 11.1	r 12.7	312.6	r 77.7	r 89.5	r 86.0	r 87.5	r 82.9
Slovak Republic	936	0.3	r 0.9	r 0.0
Slovenia	961	r 0.0	0.2	r 0.1	r 0.1	r 0.1	r 0.1	r 0.0
Spain	184	43.7	r 6.0	r 6.6	r 11.6	r 13.1	r 15.9	75.8	r 22.3	r 19.2	r 21.1	r 37.4	r 35.6
Australia	193	e 158.6	e 0.0	e 0.0	e 0.2	e 0.0	0.3	r 0.0	r 0.1
Canada	156	0.6	r 0.3	r 0.4	r 0.1	r 0.3	r 0.2
Czech Republic	935	0.1	r 0.0	r 0.0	r 0.0	r 0.0	r 0.0
Denmark	128	0.6	r 0.4	r 0.3	r 0.0	r 0.1	r 0.1
Iceland	176	0.1	r 0.0	r 0.0	r 0.0	r 0.0	r 0.0
Israel	436	0.3	r 1.2	r 1.2	r 1.2	r 1.2	r 1.2
Japan	158	0.0	r 0.0	r 0.0	r 0.0	10.1	r 2.1	r 1.9	r 3.9	r 2.5	r 2.0
Korea, Republic of	542	3.1	r 0.6	r 1.5	r 0.5	r 1.2	r 2.7
New Zealand	196	e 0.0	e 0.0	e 0.0	e 0.0	e 0.0	0.5	r 1.4
Norway	142	0.1	r 0.0	r 0.0	r 0.0	r 0.0	r 0.2
Singapore	576	0.3	r 0.0	r 0.1	r 0.1	r 0.2	r 0.0
Sweden	144	0.7	r 0.6	r 0.3	r 0.1	r 0.1	r 0.1
Switzerland	146	r 0.0	r 0.0	3.4	r 0.4	r 1.1	r 0.9	r 1.2	r 0.7
United Kingdom	112	3.1	r 0.5	r 1.0	r 0.4	r 0.7	r 0.6
United States	111	0.7	r 0.1	r 0.2	r 0.2	r 0.1	r 0.1	11.2	r 2.1	r 3.1	r 2.8	r 2.1	r 1.7
Emerg. & Dev. Economies	200	3.9	0.9	0.3	0.3	0.6	1.4	120.3	28.8	33.2	37.1	37.8	37.7
Emerg. & Dev. Asia	505	0.0	0.0	0.0	0.0	0.0	0.0	47.8	11.0	12.3	17.5	16.7	13.2
Bangladesh	513	0.1	r 0.0	r 0.0	r 0.0	r 0.0	r 0.0
China,P.R.: Mainland	924	32.2	r 7.6	r 8.7	r 14.7	r 11.8	r 8.9
India	534	1.1	r 0.3	r 0.5	r 0.2	r 0.2	r 0.3
Indonesia	536	0.6	r 0.3	r 0.3	r 0.2	r 0.3	r 0.2
Malaysia	548	3.9	r 0.1	r 0.1	r 0.1	r 0.1	r 0.1
Sri Lanka	524	0.1	r 0.0	r 0.0
Thailand	578	8.6	r 2.3	r 2.3	r 1.8	r 3.8	r 3.3
Vietnam	582	1.1	r 0.3	r 0.4	r 0.4	r 0.5	r 0.4
Asia n.s.	598	0.1	r 0.0	r 0.0	r 0.0	r 0.0	r 0.0
Europe	170	2.5	0.6	0.0	0.0	0.4	0.2	21.2	3.7	3.5	3.5	4.4	3.4
Emerg. & Dev. Europe	903	2.5	0.6	0.0	0.0	0.4	0.2	8.2	1.6	1.4	1.4	2.3	1.3
Gibraltar	823	3.1	r 0.4	r 0.5	r 0.5	r 0.6	r 0.5
Poland	964	0.6	r 0.1	r 0.2	r 0.1	r 0.4	r 0.1
Romania	968	0.7	r 0.1	r 0.1	r 0.1	r 0.4	r 0.1
Turkey	186	2.5	r 0.6	r 0.4	r 0.2	3.7	r 0.9	r 0.5	r 0.5	r 0.8	r 0.6
CIS	901	0.0	0.0	13.0	2.1	2.1	2.1	2.1	2.1
Georgia	915	5.6	r 0.3	r 0.3	r 0.3	r 0.3	r 0.3
Russian Federation	922	7.1	r 1.6	r 1.6	r 1.6	r 1.6	r 1.6
Ukraine	926	0.3	r 0.2	r 0.2	r 0.2	r 0.2	r 0.2
Mid East, N Africa, Pak	440	0.7	0.1	0.2	0.2	0.1	0.1	7.9	1.2	1.2	1.4	5.4	5.9
Algeria	612	0.7	r 0.4	r 0.2
Egypt	469	1.9	r 0.3	r 0.4	r 0.4	r 0.5	r 0.4

Cabo Verde (624)

In Millions of U.S. Dollars

		Exports (FOB)						Imports (CIF)					
		2016	2017Q1	2017Q2	2017Q3	2017Q4	2018Q1	2016	2017Q1	2017Q2	2017Q3	2017Q4	2018Q1
Lebanon	446	0.0	r 0.0	0.1	r 0.0	r 0.0	r 0.0	r 0.0	r 0.0
Morocco	686	0.2	r 0.0	r 0.0	r 0.0	r 0.0	r 0.0	3.6	r 0.2	r 0.4	r 0.7	r 4.7	r 5.3
Oman	449	0.4	r 0.1	r 0.1	r 0.1	r 0.1	r 0.1
Pakistan	564	r 0.0	r 0.0	r 0.0	0.3	r 0.0	r 0.0	r 0.0
Qatar	453	0.2	r 0.0	r 0.0	r 0.0	r 0.0
Saudi Arabia	456	r 0.0	0.1	r 0.1
Tunisia	744	0.4	r 0.0	r 0.1	r 0.0	r 0.0
United Arab Emirates	466	0.5	r 0.1	r 0.1	r 0.1	r 0.2	r 0.1
Sub-Saharan Africa	603	0.3	0.1	0.1	0.1	0.1	0.1	14.8	6.8	5.8	5.8	4.6	6.2
Angola	614	0.1	r 0.0	r 0.0	r 0.0	r 0.0	r 0.0
Cameroon	622	e 0.0	e 0.1	e 0.1	e 0.1	e 0.1	0.3	r 0.1	r 0.1	r 0.1	r 0.1	r 0.1
Congo, Dem. Rep. of	636	0.2
Congo, Republic of	634	0.1
Côte d'Ivoire	662	0.1	r 0.0	r 0.0	r 0.0	r 0.0	r 0.0	0.9	r 1.2	r 1.5	r 1.5	r 1.7	r 1.3
Equatorial Guinea	642	0.5	r 0.1	r 0.2	r 0.2	r 0.2	r 0.2
Ghana	652	0.0	r 0.0	r 0.0	r 0.0	r 0.0	r 0.0	1.1	r 0.2	r 0.2	r 0.2	r 0.2	r 0.2
Guinea-Bissau	654	0.4	r 0.0	r 0.0	r 0.0	r 0.0	r 0.0
Kenya	664	0.0	r 0.2	r 0.1
São Tomé & Príncipe	716	0.1	r 0.0	r 0.0	r 0.0	r 0.0	r 0.0	0.0
Senegal	722	r 0.0	r 0.0	r 0.0	4.3	r 3.6	r 2.3	r 2.3	r 0.6	r 3.1
South Africa	199	0.9	r 0.1	r 0.1	r 0.1	r 0.3	r 0.0
Tanzania	738	e 0.1	e 0.0
Togo	742	5.6	r 1.3	r 1.3	r 1.3	r 1.3	r 1.3
Uganda	746	0.3	r 0.1	r 0.1	r 0.1	r 0.1	r 0.1
Western Hemisphere	205	0.4	0.0	0.0	0.1	0.0	1.0	28.6	6.1	10.3	8.9	6.7	9.0
Argentina	213	3.3	r 0.1	r 3.4	r 2.5	r 0.1	r 3.8
Barbados	316	e 0.0	e 0.0	e 0.0	e 0.1	e 0.0
Brazil	223	23.1	r 5.4	r 6.6	r 6.1	r 6.1	r 4.8
Chile	228	0.4	r 0.0	r 0.0	r 0.0	r 0.0	r 0.0
Colombia	233	0.1	r 0.1	r 0.0	r 0.0	r 0.1	r 0.0
Ecuador	248	r 0.0	r 0.9	0.4	r 0.2
Guyana	336	e 0.3
Paraguay	288	0.3	r 0.0	r 0.1	r 0.1	r 0.1	r 0.1
Peru	293	0.8	r 0.0	r 0.1	r 0.0	r 0.2	r 0.2
Trinidad and Tobago	369	e 0.0	e 0.0	e 0.0	e 0.0	e 0.0	e 0.0	0.0	r 0.1	r 0.1	r 0.1	r 0.1	r 0.1
Uruguay	298	0.1	r 0.1	r 0.0	r 0.0	r 0.0
Western Hem. n.s.	399	0.1	r 0.0	r 0.0	r 0.0	r 0.0	r 0.0
Other Countries n.i.e	910	0.1	0.1	0.1	0.1	0.1	0.1
Cuba	928	0.1	r 0.0	r 0.0	r 0.0	r 0.0	r 0.0
Special Categories	899	1.4	r 0.3	r 0.3	r 0.4	r 0.5	r 0.5
Countries & Areas n.s.	898	15.5	r 2.9	r 3.6	r 3.6	r 4.1	r 3.4
Memorandum Items													
Africa	605	0.5	0.1	0.1	0.1	0.1	0.1	19.5	7.6	6.4	6.6	9.3	11.5
Middle East	405	0.5	0.1	0.1	0.1	0.1	0.1	2.9	0.5	0.6	0.6	0.7	0.6
European Union	998	56.3	9.5	16.1	21.6	30.9	28.8	507.7	126.0	161.0	146.8	174.5	156.9
Export earnings: fuel	080	0.4	0.1	0.1	0.1	0.1	1.0	9.8	2.7	2.3	2.2	2.2	2.1
Export earnings: nonfuel	092	220.5	10.6	16.7	22.7	32.2	29.7	662.4	161.5	205.9	194.5	222.3	204.6

Cambodia (522)

In Millions of U.S. Dollars

		Exports (FOB)						Imports (CIF)					
		2016	2017Q1	2017Q2	2017Q3	2017Q4	2018Q1	2016	2017Q1	2017Q2	2017Q3	2017Q4	2018Q1
IFS World		9,221.2	2,460.5	2,804.7	3,396.4	3,427.8
World	001	10,100.6	2,620.2	2,333.3	3,224.2	2,613.1	2,989.2	12,900.2	4,005.6	4,011.6	3,785.5	4,275.4	4,119.4
Advanced Economies	110	8,144.1	2,125.1	1,830.8	2,574.2	2,121.3	2,349.7	3,366.2	1,457.4	1,212.3	1,124.0	1,427.0	1,281.9
Euro Area	163	2,709.2	727.6	615.8	913.6	755.4	799.1	366.2	173.4	141.1	117.3	82.0	85.2
Austria	122	27.2	r 9.6	r 7.9	r 12.2	r 9.5	r 8.1	3.9	r 0.2	r 0.3	r 0.2	r 0.5	r 0.6
Belgium	124	396.8	r 123.3	r 110.3	r 158.9	r 137.9	r 148.3	15.4	r 3.6	r 2.2	r 3.1	r 4.7	r 3.8
Cyprus	423	1.1	r 0.3	r 0.3	r 0.2	r 0.1	r 0.4	0.9	r 0.5	r 0.3	r 0.1	r 0.2	r 0.1
Estonia	939	1.4	r 0.4	r 0.2	r 0.1	r 0.1	r 0.9	0.1	r 0.1	r 0.1	r 0.2	r 0.5	r 0.1
Finland	172	5.2	r 2.4	r 1.0	r 2.1	r 2.7	r 1.8	23.3	r 10.9	r 27.7	r 10.6	r 2.5	r 12.6
France	132	362.7	r 98.1	r 87.0	r 126.1	r 93.9	r 114.1	64.7	r 12.7	r 11.4	r 12.8	r 14.4	r 12.8
Germany	134	903.8	r 229.9	r 213.1	r 250.3	r 232.2	r 226.7	163.1	r 121.2	r 72.9	r 65.7	r 25.9	r 29.5
Greece	174	13.2	r 3.3	r 3.8	r 3.5	r 3.0	r 2.1	1.4	r 0.4	r 0.3	r 0.3	r 0.3	r 0.5
Ireland	178	35.9	r 7.3	r 8.0	r 11.3	r 10.7	r 10.5	5.6	r 0.4	r 0.7	r 0.2	r 0.1	r 0.2
Italy	136	212.3	r 54.9	r 43.3	r 72.1	r 55.4	r 63.8	39.7	r 11.2	r 10.4	r 9.1	r 16.1	r 12.1
Latvia	941	1.6	r 0.7	r 0.1	r 0.4	r 0.2	r 0.1	0.2	r 0.1	r 0.1	r 0.0	r 0.1	r 0.1
Lithuania	946	1.8	r 0.4	r 0.2	r 0.0	r 0.1	r 0.2	0.2	r 0.0	r 0.0	r 0.1	r 0.0	r 0.1
Luxembourg	137	14.7	r 0.0	r 0.0	r 0.0	r 0.0	r 0.0	9.9	r 0.7	r 0.1	r 0.1	r 0.1	r 0.1
Malta	181	0.5	r 0.1	r 0.2	r 0.2	r 0.1	r 0.3	0.0	r 0.0	r 0.0	r 0.0
Netherlands	138	300.2	r 72.6	r 42.3	r 94.5	r 78.6	r 70.6	20.9	r 5.3	r 8.3	r 7.5	r 7.4	r 5.9
Portugal	182	9.4	r 3.1	r 3.2	r 4.9	r 4.8	r 3.4	3.8	r 0.8	r 1.0	r 1.0	r 2.0	r 0.6
Slovak Republic	936	12.1	r 2.4	r 4.1	r 4.6	r 2.9	r 2.3	0.7	r 0.1	r 0.0	r 0.0	r 0.1	r 0.0
Slovenia	961	4.3	r 0.8	r 0.6	r 0.6	r 0.4	r 0.7	0.7	r 0.3	r 0.3	r 0.5	r 0.3	r 0.1
Spain	184	405.1	r 118.1	r 90.1	r 171.5	r 122.9	r 144.7	11.6	r 5.1	r 5.1	r 5.9	r 6.8	r 5.9
Australia	193	105.5	r 30.1	r 23.9	r 24.9	r 25.2	r 24.5	26.5	r 2.4	r 1.9	r 2.9	r 2.2	r 3.2
Canada	156	654.8	r 185.8	r 134.8	r 244.5	r 157.4	r 186.4	49.8	r 13.3	r 27.8	r 12.1	r 8.9	r 33.9
China,P.R.: Hong Kong	532	213.9	r 59.7	r 58.7	r 46.4	r 41.9	r 46.8	516.8	r 132.2	r 142.0	r 148.0	r 149.4	r 148.1
China,P.R.: Macao	546	0.9	r 0.1	r 0.1	r 0.3	r 0.3	r 0.5	0.2	r 0.0	r 0.0	r 1.5	r 0.0	r 0.0
Czech Republic	935	71.6	r 20.2	r 14.0	r 15.3	r 14.0	r 20.1	0.6	r 0.1	r 0.2	r 0.3	r 0.3	r 0.3
Denmark	128	79.7	r 31.1	r 23.4	r 40.4	r 24.6	r 41.4	118.5	r 61.8	r 55.4	r 69.2	r 9.3	r 62.7
Israel	436	12.6	r 0.6	r 0.6	r 1.1	r 0.8	r 0.6	2.2	r 0.2	r 0.2	r 0.2	r 0.2	r 0.3
Japan	158	827.2	r 226.9	r 165.2	r 234.6	r 194.7	r 249.4	528.3	r 152.0	r 141.4	r 137.5	r 153.3	r 136.4
Korea, Republic of	542	164.0	r 49.8	r 40.0	r 49.5	r 40.3	r 57.9	438.7	r 110.4	r 112.6	r 113.1	r 104.1	r 104.5
New Zealand	196	8.0	r 2.9	r 2.3	r 2.5	r 2.5	r 2.1	2.8	r 0.7	r 0.7	r 0.9	r 0.7	r 1.2
Norway	142	17.9	r 5.6	r 4.0	r 6.1	r 4.4	r 5.7	0.2	r 0.1	r 1.2	r 0.1	r 0.1	r 0.1
Singapore	576	62.5	r 1.1	r 2.8	r 6.5	r 1.4	r 1.7	564.7	r 635.4	r 372.2	r 337.1	r 710.9	r 509.9
Sweden	144	56.5	r 13.2	r 14.3	r 18.9	r 12.7	r 15.1	6.9	r 3.1	r 1.3	r 1.7	r 1.7	r 1.4
Switzerland	146	21.7	r 2.4	r 2.5	r 3.5	r 3.7	r 4.2	6.2	r 1.3	r 1.9	r 3.0	r 2.8	r 2.4
Taiwan Prov.of China	528	37.9	r 8.4	r 7.4	r 10.5	r 8.4	r 9.7	529.2	r 119.9	r 122.6	r 121.8	r 136.5	r 136.9
United Kingdom	112	953.2	r 211.5	r 235.0	r 263.3	r 253.1	r 214.1	35.0	r 8.3	r 44.3	r 8.4	r 9.7	r 9.2
United States	111	2,147.1	r 548.1	r 485.9	r 692.3	r 580.5	r 670.4	173.5	r 42.6	r 45.5	r 49.0	r 54.8	r 46.1
Emerg. & Dev. Economies	200	1,918.7	485.1	493.9	637.5	481.7	627.9	9,525.9	2,546.0	2,797.0	2,659.2	2,845.8	2,834.9
Emerg. & Dev. Asia	505	1,445.6	385.1	384.9	490.2	343.5	443.4	9,395.4	2,519.5	2,772.2	2,621.6	2,784.4	2,804.6
Bangladesh	513	0.6	r 0.2	r 0.3	r 0.4	r 0.1	r 0.3	5.0	r 1.1	r 1.7	r 1.3	r 2.5	r 1.6
Brunei Darussalam	516	9.6	r 1.5	r 2.0	r 1.9	r 0.1	r 2.4	0.0	r 0.0	r 0.0	r 0.0	r 0.0	r 0.0
China,P.R.: Mainland	924	609.3	r 147.1	r 197.1	r 231.5	r 167.6	r 184.6	4,550.9	r 1,146.7	r 1,507.8	r 1,394.7	r 1,445.8	r 1,342.6
Fiji	819	0.5	r 0.1	r 0.1	r 0.2	r 0.1	r 0.2	0.1	r 0.0	r 0.0	r 0.0	r 0.0	r 0.0
F.T. French Polynesia	887	0.1	r 0.0	r 0.0	r 0.0	r 0.0	r 0.0
F.T. New Caledonia	839	0.1	r 0.0	r 0.0	r 0.0	r 0.0	r 0.0
Guam	829	0.1	r 0.0	r 0.0	r 0.0	r 0.0	r 0.0
India	534	22.6	r 4.9	r 5.1	r 8.1	r 6.9	r 9.0	89.3	r 25.8	r 22.6	r 22.6	r 26.9	r 26.8
Indonesia	536	18.2	r 4.9	r 3.9	r 5.6	r 5.1	r 5.5	426.3	r 116.8	r 123.7	r 87.8	r 114.2
Lao People's Dem.Rep	544	5.7	r 1.5	r 1.3	r 1.9	r 1.5	r 1.8	21.5	r 6.0	r 6.1	r 6.1	r 6.8	r 6.8
Malaysia	548	100.4	r 22.8	r 27.5	r 31.2	r 25.3	r 29.4	247.1	r 63.6	r 66.5	r 66.5	r 73.8	r 73.4
Maldives	556	0.1	r 0.0	r 0.0	r 0.0	r 0.0	r 0.0
Marshall Islands	867	3.3	r 0.9	r 0.9	r 0.9	r 1.1	r 1.1
Mongolia	948	0.0	r 0.2	r 0.2	r 0.4	r 0.3	r 0.3	0.0	r 0.0	r 0.0	r 0.0	r 1.0	r 0.1
Myanmar	518	1.1	r 0.3	r 0.3	r 0.4	r 0.3	r 0.3	4.1	r 1.1	r 1.2	r 1.2	r 1.3	r 1.3
Papua New Guinea	853	0.1	r 0.0	r 0.0	r 0.0	r 0.0	r 0.0	0.1	r 0.0	r 0.0	r 0.0	r 0.0	r 0.0
Philippines	566	21.9	r 14.6	r 15.9	r 3.5	r 5.0	r 4.8	16.1	r 6.0	r 7.0	r 4.7	r 3.6	r 3.4
Sri Lanka	524	5.4	r 0.1	r 0.2	r 0.3	r 0.1	r 0.1	3.8	r 0.9	r 0.7	r 0.9	r 0.7	r 0.5

Cambodia (522)

In Millions of U.S. Dollars

		Exports (FOB)						Imports (CIF)					
		2016	2017Q1	2017Q2	2017Q3	2017Q4	2018Q1	2016	2017Q1	2017Q2	2017Q3	2017Q4	2018Q1
Thailand	578	419.2	r 125.8	r 77.7	r 128.0	r 69.6	r 133.6	1,910.0	r 555.2	r 440.8	r 458.5	r 587.2	r 606.9
Vietnam	582	229.1	r 60.4	r 52.9	r 76.0	r 60.9	r 70.4	1,416.0	r 400.4	r 393.9	r 378.6	r 412.1	r 403.6
Asia n.s.	598	1.7	r 0.4	r 0.4	r 0.6	r 0.5	r 0.5	701.7	r 194.9	r 199.2	r 197.8	r 221.7	r 222.3
Europe	170	218.2	36.0	45.7	65.6	58.4	100.7	32.6	6.4	6.6	13.5	35.5	6.9
Emerg. & Dev. Europe	903	168.6	23.4	33.7	46.9	42.8	83.8	21.5	4.7	5.0	8.3	29.8	5.8
Bosnia and Herzegovina	963	0.2	r 0.1	r 0.0	r 0.1	r 0.0	r 0.1	0.0	r 0.0	r 0.0	r 0.0	r 0.0	r 0.0
Bulgaria	918	7.4	r 1.5	r 1.0	r 1.9	r 1.3	r 1.9	0.3	r 0.1	r 0.2	r 0.6	r 0.2	r 0.6
Croatia	960	4.8	r 1.2	r 12.2	r 1.2	r 0.8	r 0.9	0.0	r 0.0	r 0.0	r 0.0	r 0.0	r 0.0
Hungary	944	4.6	r 0.7	r 0.4	r 0.7	r 0.7	r 0.7	0.3	r 0.3	r 0.2	r 0.2	r 0.1	r 0.1
Kosovo	967	e 1.0	e 0.5	e 0.2	e 0.6	e 0.3	e 0.7
Poland	964	123.0	r 13.1	r 15.2	r 34.1	r 32.6	r 71.9	9.5	r 1.8	r 1.5	r 3.2	r 25.1	r 2.2
Romania	968	4.5	r 0.8	r 0.7	r 1.0	r 0.4	r 1.0	0.1	r 0.0	r 0.0	r 0.0	r 0.2	r 0.1
Serbia, Republic of	942	1.8	r 0.5	r 0.3	r 0.7	r 0.5	r 0.6	0.0	r 0.0	r 0.0	r 0.0	r 0.0	r 0.0
Turkey	186	21.2	r 5.1	r 3.5	r 6.5	r 6.1	r 5.9	11.3	r 2.4	r 3.0	r 4.2	r 4.3	r 2.8
CIS	901	49.7	12.5	12.0	18.8	15.6	16.9	11.1	1.7	1.6	5.2	5.6	1.1
Azerbaijan, Rep. of	912	0.1	r 0.0	r 0.0	r 0.0	r 0.0	r 0.0	r 0.4	r 0.0
Belarus	913	0.1	r 0.1	r 0.1	r 0.2	r 0.1	r 0.2	1.1	r 0.1	r 0.1	r 3.2	r 3.7	r 0.2
Moldova	921	0.2	r 0.0	r 0.0	r 0.1	r 0.0	r 0.0	0.4	r 0.1	r 0.1	r 0.1	r 0.1	r 0.1
Russian Federation	922	46.7	r 11.7	r 11.3	r 17.6	r 14.7	r 15.7	8.5	r 1.1	r 1.2	r 1.8	r 1.7	r 0.3
Ukraine	926	2.5	r 0.7	r 0.5	r 0.9	r 0.7	r 1.0	1.2	r 0.0	r 0.2	r 0.0	r 0.1	r 0.5
Mid East, N Africa, Pak	440	80.4	19.3	19.6	22.6	19.7	26.5	54.6	11.6	11.1	12.2	15.7	13.4
Algeria	612	0.1	r 0.0	r 0.0	r 0.2	r 0.0	r 0.0
Bahrain, Kingdom of	419	0.1	r 0.0	r 0.0	r 0.0	r 0.0	r 0.0	0.2	r 0.1	r 0.1	r 0.1	r 0.1	r 0.1
Egypt	469	1.0	r 0.3	r 0.2	r 0.3	r 0.3	r 0.3	0.1	r 0.0	r 0.0	r 0.0	r 0.0	r 0.0
Iran, I.R. of	429	0.0	r 0.0	r 0.0	r 0.0	r 0.0	r 0.0	0.5	r 0.1	r 0.1	r 0.1	r 0.2	r 0.2
Iraq	433	0.5	r 0.1	r 0.1	r 0.2	r 0.1	r 0.2
Jordan	439	1.5	r 0.2	r 0.8	r 0.5	r 0.5	r 0.5	0.3
Kuwait	443	0.9	r 0.2	r 0.2	r 0.3	r 0.2	r 0.3	0.0	r 0.0	r 0.0	r 0.0	r 0.0	r 0.0
Lebanon	446	1.7	r 0.5	r 0.3	r 0.5	r 0.6	r 0.6	0.0	r 0.0
Libya	672	1.6	r 0.4	r 0.4	r 0.5	r 0.4	r 0.5
Mauritania	682	0.1	r 0.0	r 0.0	r 0.0	r 0.0	r 0.0	0.0	r 0.0	r 0.0	r 0.0	r 0.0	r 0.0
Morocco	686	0.8	r 0.4	r 0.2	r 0.4	r 0.3	r 0.4	0.1	r 0.0	r 0.0	r 0.0	r 0.0	r 0.0
Pakistan	564	0.5	r 0.1	r 0.1	r 0.1	r 0.1	r 0.1	33.0	r 5.8	r 5.7	r 5.1	r 6.3	r 5.9
Qatar	453	0.0	r 0.0	r 0.0	r 0.0	r 0.0	r 0.0	1.5	r 0.5	r 0.6	r 0.5	r 0.8	r 1.4
Saudi Arabia	456	0.8	r 0.2	r 0.2	r 0.2	r 0.2	r 0.2	4.2	r 1.0	r 0.5	r 2.2	r 3.7	r 1.2
Sudan	732	0.2	r 0.0	r 0.0	r 0.0	r 0.0	r 0.0	0.0	r 0.0	r 0.0	r 0.0	r 0.0	r 0.0
Tunisia	744	0.0	r 0.0	r 0.0	r 0.0	r 0.0	r 0.0	0.1	r 0.0	r 0.0	r 0.0	r 0.0	r 0.0
United Arab Emirates	466	70.3	r 16.7	r 17.0	r 19.2	r 16.8	r 23.2	14.7	r 4.1	r 4.2	r 4.1	r 4.6	r 4.7
West Bank and Gaza	487	e 0.1	e 0.0	e 0.0	e 0.0	e 0.0	e 0.0
Sub-Saharan Africa	603	24.1	6.0	5.4	7.2	6.6	7.9	14.0	2.2	2.2	5.4	4.1	3.5
Angola	614	0.3	r 0.1	r 0.1	r 0.1	r 0.1	r 0.1	0.0	r 0.0	r 0.0	r 0.0	r 0.0	r 0.0
Benin	638	0.4	r 0.1	r 0.1	r 0.1	r 0.1	r 0.1
Botswana	616	0.1	r 0.0	r 0.0	r 0.0	r 0.0	r 0.0
Burkina Faso	748	0.1	r 0.0	r 0.0	r 0.0	r 0.0	r 0.0
Cameroon	622	0.0	r 0.0	r 0.0	r 0.0	r 0.0	r 0.0	0.1	r 0.0	r 0.0	r 0.0	r 0.0	r 0.0
Central African Rep.	626	0.1	r 0.0	r 0.0	r 0.0	r 0.0	r 0.0
Congo, Republic of	634	0.1	r 0.0	r 0.0	r 0.0	r 0.0	r 0.0	0.0	r 0.0	r 0.0	r 0.0	r 0.0	r 0.0
Gabon	646	2.8	r 0.7	r 0.6	r 0.9	r 0.7	r 0.9	1.8	r 0.5	r 0.5	r 0.5	r 0.5	r 0.5
Ghana	652	1.1	r 0.3	r 0.3	r 0.4	r 0.3	r 0.3	0.3	r 0.1	r 0.1	r 0.1	r 0.1	r 0.1
Kenya	664	0.2	r 0.0	r 0.0	r 0.0	r 0.1	r 0.4	0.0
Malawi	676	0.1	r 0.0	r 0.0	r 0.0	r 0.0	r 0.0
Mauritius	684	0.1	r 0.0	r 0.0	r 0.0	r 0.0	r 0.0	0.0	r 0.0	r 0.0	r 0.0
Mozambique	688	0.0	r 0.0	r 0.0	r 0.0	r 0.0	r 0.0	0.4	r 0.1	r 0.1	r 0.1	r 0.1	r 0.1
Namibia	728	0.1	r 0.0	r 0.0	r 0.0	r 0.0	r 0.0
Nigeria	694	0.1	r 0.0	r 0.0	r 0.0	r 0.0	r 0.0	0.1	r 0.0	r 0.0	r 0.0	r 0.0	r 0.0
Senegal	722	0.1	r 0.3	r 0.1	r 0.5	r 0.0	r 0.0	0.0	r 0.0	r 0.0	r 0.0	r 0.0	r 0.0
South Africa	199	16.9	r 3.9	r 3.7	r 4.5	r 4.6	r 5.3	10.5	r 1.2	r 1.3	r 4.0	r 3.1	r 1.6
Swaziland	734	1.0	r 0.3	r 0.2	r 0.3	r 0.3	r 0.3	0.1	r 0.0	r 0.0	r 0.0	r 0.0	r 0.0
Tanzania	738	0.6	r 0.1	r 0.2	r 0.1	r 0.2	r 0.2	0.0	r 0.0	r 0.0	r 0.4	r 0.0	r 0.8
Uganda	746	0.0	r 0.0	r 0.0	r 0.0	r 0.0	r 0.0	0.1	r 0.0	r 0.0	r 0.0	r 0.0	r 0.0

Cambodia (522)

In Millions of U.S. Dollars

		Exports (FOB)						Imports (CIF)					
		2016	2017Q1	2017Q2	2017Q3	2017Q4	2018Q1	2016	2017Q1	2017Q2	2017Q3	2017Q4	2018Q1
Zimbabwe	698	0.1	r 0.0	r 0.0	r 0.0	r 0.0	r 0.0
Western Hemisphere	205	150.3	38.7	38.2	51.8	53.6	49.5	29.3	6.3	4.8	6.6	6.1	6.5
Antigua and Barbuda	311	0.0	r 0.0	r 0.0	r 0.0	r 0.0	r 0.0	0.4	r 0.1	r 0.1	r 0.1	r 0.1	r 0.1
Argentina	213	12.0	r 3.2	r 2.7	r 3.6	r 4.3	r 5.1	15.2	r 4.2	r 3.0	r 3.6	r 2.9	r 3.4
Belize	339	0.3	r 0.8	r 0.8	r 0.8	r 0.8	r 0.8	0.2	r 0.1	r 0.1	r 0.1	r 0.1	r 0.1
Bolivia	218	0.2	r 0.0	r 0.0	r 0.1	r 0.0	r 0.1
Brazil	223	16.5	r 5.5	r 4.8	r 5.5	r 5.8	r 8.2	5.9	r 0.9	r 1.0	r 2.1	r 2.2	r 2.2
Chile	228	24.4	r 6.0	r 8.8	r 8.6	r 11.5	r 7.3	0.6	r 0.2	r 0.2	r 0.1	r 0.1	r 0.2
Colombia	233	6.3	r 1.9	r 2.0	r 2.4	r 1.9	r 2.0	0.8	r 0.1	r 0.0	r 0.0	r 0.0
Costa Rica	238	0.7	r 0.2	r 0.1	r 0.2	r 0.3	r 0.2
Ecuador	248	0.4	r 0.1	r 0.1	r 0.1	r 0.1	r 0.1	0.3	r 0.0	r 0.0
El Salvador	253	0.5	r 0.0	r 0.1	r 0.1	r 0.1	r 0.2	0.0	r 0.0	r 0.0	r 0.1	r 0.1	r 0.1
Guatemala	258	0.0	r 0.0	r 0.0	0.0	r 0.2
Haiti	263	0.4	r 0.1	r 0.1	r 0.1	r 0.1	r 0.1	0.0	r 0.0	r 0.0	r 0.0	r 0.0	r 0.0
Honduras	268	0.0	r 0.0	0.1	r 0.0	r 0.0	r 0.0	r 0.0	r 0.0
Mexico	273	60.6	r 13.9	r 10.6	r 20.8	r 20.8	r 17.7	5.5	r 0.6	r 0.2	r 0.2	r 0.4	r 0.2
Nicaragua	278	1.8	r 0.4	r 0.4	r 0.4	r 0.4	r 0.4	0.0	r 0.0	r 0.0	r 0.0	r 0.0	r 0.0
Panama	283	10.6	r 3.9	r 4.0	r 4.0	r 4.1	r 4.1	0.0	r 0.0	r 0.0	r 0.0	r 0.0	r 0.0
Paraguay	288	0.8	r 0.2	r 0.2	r 0.3	r 0.2	r 0.2
Peru	293	11.5	r 2.2	r 3.0	r 3.7	r 2.3	r 2.1	0.1	r 0.0	r 0.0	r 0.0
Trinidad and Tobago	369	0.1	r 0.0	r 0.0	r 0.0	r 0.0	r 0.0
Uruguay	298	2.3	r 0.3	r 0.8	r 0.6	r 0.5	0.0	r 0.1
Venezuela, Rep. Bol.	299	0.8	r 0.2	r 0.2	r 0.3	r 0.2	r 0.2	0.1	r 0.0	r 0.0	r 0.0	r 0.0	r 0.0
Western Hem. n.s.	399	0.2	r 0.1	r 0.1	r 0.1	r 0.1	r 0.1
Other Countries n.i.e	910	1.9	0.5	0.4	0.6	0.5	0.6	0.2	0.1	0.1	0.1	0.1	0.1
Cuba	928	0.0	r 0.0	r 0.0	r 0.0	r 0.0	r 0.0	0.1	r 0.0	r 0.0	r 0.0	r 0.0	r 0.0
Korea, Dem. People's Rep.	954	1.9	r 0.5	r 0.4	r 0.6	r 0.5	r 0.6	0.1	r 0.0	r 0.0	r 0.0	r 0.0	r 0.0
Countries & Areas n.s.	898	35.9	r 9.5	r 8.3	r 11.9	r 9.5	r 11.0	7.9	r 2.2	r 2.2	r 2.2	r 2.5	r 2.5
Memorandum Items													
Africa	605	25.4	6.5	5.7	7.9	6.9	8.4	14.1	2.2	2.3	5.4	4.2	3.5
Middle East	405	78.6	18.7	19.2	21.9	19.2	25.9	21.4	5.8	5.4	7.1	9.4	7.5
European Union	998	4,014.6	1,021.0	932.2	1,290.4	1,095.7	1,166.3	537.4	249.0	244.2	200.9	128.6	161.9
Export earnings: fuel	080	142.1	34.2	34.4	44.2	35.9	46.0	32.5	7.9	7.2	9.5	11.6	8.3
Export earnings: nonfuel	092	9,958.5	2,586.0	2,299.0	3,180.0	2,577.3	2,943.2	12,867.7	3,997.7	4,004.4	3,776.0	4,263.8	4,111.0

Cameroon (622)

In Millions of U.S. Dollars

		Exports (FOB)						Imports (CIF)					
		2016	2017Q1	2017Q2	2017Q3	2017Q4	2018Q1	2016	2017Q1	2017Q2	2017Q3	2017Q4	2018Q1
IFS World		3,304.6	5,206.3
World	001	2,158.7	1,643.9	1,483.8	1,680.4	1,720.0	1,723.7	4,909.9	1,936.4	2,581.5	2,817.0	3,047.0	2,591.4
Advanced Economies	110	1,257.5	1,158.8	934.0	896.9	746.3	928.2	2,001.2	774.1	981.3	1,133.6	1,200.7	1,176.0
Euro Area	163	1,129.5	1,085.0	883.5	851.1	699.5	846.0	1,396.7	546.8	717.0	824.1	838.1	770.8
Austria	122	0.0	r 0.0	r 0.0	r 0.0	r 0.0	r 0.0	7.7	r 1.8	r 4.2	r 4.1	r 7.0	r 21.8
Belgium	124	198.6	r 74.8	r 77.1	r 92.5	r 106.2	r 94.1	95.6	r 42.1	r 69.6	r 68.2	r 76.0	r 71.0
Cyprus	423	0.1	r 0.0	r 0.0	r 0.3	r 0.3	r 0.2	0.7	r 0.1	r 0.2	r 0.2	r 0.2	r 0.4
Estonia	939	0.1	6.8	r 1.0	r 1.7	r 2.1	r 2.0	r 0.9
Finland	172	1.3	r 0.2	r 1.2	r 0.3	r 0.6	r 0.1	16.9	r 19.9	r 10.7	r 9.7	r 4.8	r 4.5
France	132	164.1	r 140.4	r 124.5	r 200.4	r 220.9	r 155.9	589.1	r 192.3	r 242.6	r 260.8	r 320.6	r 227.1
Germany	134	43.1	r 23.3	r 13.0	r 21.1	r 18.2	r 12.1	197.2	r 54.9	r 87.6	r 159.2	r 92.2	r 97.1
Greece	174	2.8	r 1.0	r 1.0	r 1.2	r 1.3	r 0.8	18.6	r 1.4	r 3.5	r 2.8	r 4.7	r 3.7
Ireland	178	4.6	r 2.8	r 3.8	r 4.7	r 5.4	r 3.8	23.1	r 8.6	r 34.3	r 11.0	r 13.8	r 30.7
Italy	136	166.4	r 290.5	r 275.3	r 215.3	r 125.1	r 316.7	117.9	r 49.4	r 66.2	r 61.8	r 92.8	r 94.2
Latvia	941	0.1	r 0.3	0.1	r 3.7	r 2.3	r 4.4	r 6.9	r 13.9
Lithuania	946	0.1	r 0.0	r 0.0	r 0.0	2.2	r 1.4	r 2.2	r 1.4	r 2.5	r 1.7
Luxembourg	137	r 0.0	r 0.0	r 0.0	r 0.0	r 0.0	1.5	r 5.3	r 3.8	r 1.6	r 2.1	r 4.8
Malta	181	12.2	r 16.8	r 16.4	r 0.1	r 0.3	4.8	r 0.6	r 0.5	r 1.4	r 1.5	r 3.5
Netherlands	138	454.9	r 122.2	r 157.7	r 174.7	r 170.6	r 113.0	91.6	r 47.1	r 44.8	r 66.0	r 82.5	r 57.3
Portugal	182	12.5	r 104.4	r 104.2	r 8.4	r 8.5	r 4.3	27.0	r 28.3	r 31.9	r 36.4	r 21.4	r 26.8
Slovak Republic	936	2.0	r 1.1	r 1.4	r 2.2	r 0.9	r 1.0
Slovenia	961	1.1	r 0.2	r 0.2	r 0.5	r 1.2	r 1.4	1.5	r 0.7	r 0.8	r 1.3	r 0.4	r 0.6
Spain	184	67.5	r 308.4	r 125.2	r 115.3	r 41.1	r 143.2	192.3	r 87.1	r 108.8	r 129.2	r 105.9	r 109.8
Australia	193	0.1	r 0.1	r 0.1	r 0.2	r 0.1	r 0.2	8.7	r 1.7	r 0.8	r 1.0	r 4.8	r 9.2
Canada	156	2.2	r 1.0	r 1.6	r 0.9	r 0.8	r 0.8	51.9	r 10.7	r 24.9	r 36.0	r 19.9	r 15.3
China,P.R.: Hong Kong	532	0.1	r 0.1	r 0.0	r 0.0	r 0.0	r 0.0	7.3	r 2.5	r 3.2	r 4.5	r 4.7	r 5.8
China,P.R.: Macao	546	e 0.0	e 0.0	e 0.0	0.0	r 0.1	r 0.1	r 0.1	r 0.1	r 0.1
Czech Republic	935	0.0	r 0.0	r 0.0	r 0.0	r 0.0	r 0.0	10.1	r 9.3	r 5.8	r 2.3	r 3.2	r 2.3
Denmark	128	0.2	r 0.4	r 0.3	r 0.2	r 0.5	r 0.1	7.2	r 5.4	r 6.0	r 10.3	r 9.7	r 11.5
Iceland	176	0.1	r 0.7	r 0.6
Israel	436	0.4	r 0.1	r 0.1	r 0.1	r 0.1	r 0.1	2.3	r 3.2	r 1.5	r 1.2	r 1.5	r 5.1
Japan	158	1.3	r 0.5	r 0.8	r 0.5	r 0.3	r 0.3	156.5	r 56.1	r 53.4	r 65.4	r 71.2	r 39.0
Korea, Republic of	542	0.5	r 0.0	r 0.0	r 0.1	r 4.1	r 0.1	30.9	r 10.9	r 15.3	r 15.0	r 12.9	r 15.2
New Zealand	196	0.7	r 0.6	r 0.1	r 0.4	r 0.4	r 0.2	17.0	r 12.1	r 6.5	r 5.8	r 6.6	r 15.4
Norway	142	0.0	r 0.0	r 0.0	r 0.1	r 0.0	r 0.0	8.2	r 1.4	r 1.9	r 6.0	r 12.7	r 86.1
Singapore	576	1.1	r 1.6	r 1.5	r 1.2	r 1.2	r 1.7	5.9	r 7.0	r 7.5	r 9.1	r 25.9	r 11.6
Sweden	144	0.0	r 0.1	r 0.1	r 0.0	r 0.5	r 0.0	18.3	r 13.8	r 5.4	r 6.7	r 10.1	r 6.3
Switzerland	146	0.1	r 0.1	r 0.1	r 0.2	r 0.1	r 0.1	24.7	r 6.6	r 10.6	r 26.4	r 11.0	r 5.2
Taiwan Prov.of China	528	0.6	r 0.1	r 0.1	r 0.1	r 0.1	r 0.1	11.0	r 2.7	r 3.4	r 3.4	r 3.8	r 3.4
United Kingdom	112	24.1	r 12.4	r 12.9	r 14.5	r 9.8	r 8.0	69.1	r 26.2	r 24.9	r 35.7	r 34.1	r 28.9
United States	111	96.7	r 56.8	r 32.7	r 27.3	r 28.8	r 70.6	175.4	r 57.3	r 93.3	r 80.0	r 130.6	r 144.9
Emerg. & Dev. Economies	200	901.1	485.0	549.8	783.4	973.7	795.4	2,905.9	1,160.9	1,598.4	1,681.7	1,844.3	1,413.6
Emerg. & Dev. Asia	505	451.1	224.1	337.1	550.8	748.0	609.6	1,565.2	535.2	764.8	802.4	951.7	691.2
American Samoa	859	0.0	r 0.1	r 0.1	r 0.1	r 0.1	r 0.1
Bangladesh	513	49.3	r 16.1	r 46.1	r 55.0	r 42.9	r 18.5	2.4	r 2.5	r 0.6	r 2.1	r 2.9	r 4.3
Cambodia	522	r 0.0	r 0.0	r 0.0	r 0.0	r 0.0	0.2	r 0.1	r 0.1	r 0.1	r 0.1	r 0.1
China,P.R.: Mainland	924	150.6	r 36.9	r 150.0	r 242.1	r 359.9	r 274.5	1,046.8	r 305.1	r 512.7	r 450.5	r 517.4	r 420.8
Fiji	819	e 0.0	e 0.0	e 0.0	e 0.0	e 0.0	e 0.0	r 0.0	r 0.1	r 0.1	r 0.1	r 0.1
F.T. New Caledonia	839	0.0	r 0.2	r 0.2	r 0.2	r 0.2	r 0.2
Guam	829	0.0	r 0.0	r 0.1	r 0.0	r 0.1	r 0.0
India	534	24.0	r 12.3	r 34.7	r 157.2	r 245.1	r 206.8	158.7	r 65.8	r 104.9	r 130.1	r 74.7	r 78.6
Indonesia	536	37.6	r 38.0	r 22.4	r 19.5	r 20.2	r 38.5	30.0	r 6.2	r 8.1	r 9.9	r 16.2	r 9.2
Malaysia	548	103.7	r 64.6	r 39.0	r 25.6	r 26.2	r 23.0	39.9	r 48.2	r 22.0	r 30.1	r 34.0	r 27.3
Marshall Islands	867	r 0.4	r 0.4	r 0.4	r 0.4	r 0.4	r 0.0	r 0.0	r 0.0	r 0.0	r 0.0
Mongolia	948	0.1	r 0.0	r 0.0	r 0.0	r 0.0	r 0.0
Myanmar	518	e 1.0	e 0.1	e 0.1	e 0.1	e 0.1	e 0.2	7.1	r 3.3	r 4.1	r 4.0	r 4.5	r 4.0
Philippines	566	0.0	r 0.0	r 0.1	r 0.1	r 0.2	r 0.3	3.0	r 2.4	r 3.6	r 2.1	r 1.2	r 0.0
Sri Lanka	524	0.1	r 0.1	r 0.0	r 0.1	r 0.3	r 0.0	0.4	r 0.1	r 0.2	r 0.1	r 0.1
Thailand	578	1.6	r 0.5	r 0.2	r 0.9	r 0.7	r 0.3	222.5	r 82.9	r 85.6	r 151.1	r 275.7	r 125.0
Vanuatu	846	r 0.2	r 0.2	r 0.2	r 0.2	r 0.2

Cameroon (622)

In Millions of U.S. Dollars

		Exports (FOB)						Imports (CIF)					
		2016	2017Q1	2017Q2	2017Q3	2017Q4	2018Q1	2016	2017Q1	2017Q2	2017Q3	2017Q4	2018Q1
Vietnam	582	83.0	r 54.8	r 43.8	r 49.6	r 51.7	r 47.0	19.8	r 9.5	r 11.8	r 11.5	r 12.9	r 11.3
Asia n.s.	598	34.3	r 8.6	r 10.7	r 10.4	r 11.6	r 10.2
Europe	170	62.1	18.0	33.5	36.0	17.9	12.8	237.8	111.6	163.3	172.5	169.9	140.6
Emerg. & Dev. Europe	903	32.4	17.0	32.7	34.0	16.9	11.8	161.7	64.4	88.8	85.3	110.3	92.8
Albania	914	0.1	r 0.0	r 0.0	r 0.0	r 0.1	r 0.0	0.5	r 0.0	r 0.0
Bosnia and Herzegovina	963	0.2	r 0.5	r 0.2
Bulgaria	918	0.3	r 0.0	r 0.0	r 0.0	r 0.6	r 0.3	6.3	r 0.6	r 0.6	r 1.4	r 8.0	r 1.7
Croatia	960	0.5	r 0.3	r 0.2	r 0.1	r 0.2	r 0.0	0.6	r 0.3	r 0.2	r 0.5	r 0.2	r 0.2
Faroe Islands	816	e 0.1	e 0.0	e 0.0	e 0.0	e 0.0	e 0.0	0.0	r 0.0	r 0.0	r 0.0	r 0.0	r 0.0
Gibraltar	823	0.0	r 0.0	r 0.1	r 0.0	r 0.1	r 0.0
Hungary	944	r 0.0	r 0.0	r 0.0	r 0.0	r 0.0	20.9	r 7.9	r 19.1	r 9.4	r 11.5	r 11.0
Kosovo	967	e 0.4	e 0.2	e 0.3	e 0.3	e 0.3	e 0.2
Macedonia, FYR	962	e 0.1	e 0.0	e 0.0	e 0.0	2.9	r 0.2	r 0.4
Montenegro	943	e 0.1	e 0.0	e 0.0
Poland	964	2.5	r 1.0	r 2.1	r 0.9	r 1.6	r 0.6	38.8	r 19.0	r 27.7	r 31.4	r 25.2	r 17.3
Romania	968	0.6	r 0.3	r 0.8	r 0.5	r 0.2	r 0.2	7.6	r 0.9	r 4.5	r 3.6	r 4.2	r 1.9
Serbia, Republic of	942	0.4	r 0.0	r 0.3	r 0.5	r 2.4	r 5.6
Turkey	186	27.8	r 15.2	r 29.2	r 32.0	r 13.9	r 10.4	83.5	r 35.6	r 35.8	r 38.5	r 58.6	r 54.5
CIS	901	29.7	1.0	0.9	2.0	1.0	1.1	76.0	47.2	74.5	87.2	59.6	47.7
Armenia	911	r 0.0	r 0.0	r 0.0	r 0.0	r 0.0	0.0	r 0.1	r 0.1	r 0.1	r 0.1	r 0.1
Azerbaijan, Rep. of	912	0.2	r 0.0	r 0.0	r 0.0	0.0	r 0.3
Belarus	913	e 27.1	e 0.1	e 0.3	e 0.1	e 0.0	e 0.0
Georgia	915	r 0.0	r 0.0	r 0.0	r 0.0	r 0.0	0.0	r 0.1	r 0.1	r 0.1	r 0.1	r 0.1
Kazakhstan	916	0.0	r 0.0	r 0.0	r 0.0	r 0.0	r 0.0	0.0	r 0.1
Moldova	921	e 0.0	e 0.0	e 0.0	e 0.0	e 0.0	0.0	r 0.0	r 0.1	r 0.1	r 0.1	r 0.1
Russian Federation	922	2.3	r 0.9	r 0.5	r 1.9	r 0.9	r 1.0	75.9	r 46.8	r 74.0	r 86.2	r 59.1	r 47.5
Turkmenistan	925	0.0	0.0	r 0.3	r 0.3	r 0.3	r 0.3
Mid East, N Africa, Pak	440	28.6	10.8	22.0	18.0	13.0	13.3	321.5	118.0	136.0	137.1	164.8	137.4
Algeria	612	4.4	r 0.0	r 9.7	r 5.7	r 0.4	r 0.3	1.5	r 0.0	r 1.9	r 1.7	r 4.8
Bahrain, Kingdom of	419	0.0	r 0.1	r 0.1	r 0.1	r 0.1	r 0.1
Djibouti	611	0.0	0.0	r 0.0	r 0.0	r 0.0	r 0.1	r 0.0
Egypt	469	1.3	r 0.8	r 0.6	r 0.7	r 0.7	r 0.7	29.3	r 11.6	r 17.4	r 18.3	r 20.7	r 17.0
Iran, I.R. of	429	0.0	r 1.0	r 0.8	r 0.9	r 0.9	r 0.8	1.0	r 2.0	r 2.4	r 2.4	r 2.7	r 2.3
Iraq	433	0.3	r 0.2	r 0.1	r 0.1	r 0.1	r 0.1	r 0.0	r 0.1	r 0.1	r 0.1	r 0.1
Jordan	439	0.5	r 0.1	r 0.3	r 0.2	r 0.1	r 0.2	0.9	r 0.3	r 0.6	r 0.5	r 0.6	r 0.7
Kuwait	443	0.3	r 1.1	r 0.9	r 1.0	r 1.0	r 0.9	0.5	r 0.3	r 0.4	r 0.4	r 0.5	r 0.4
Lebanon	446	2.5	r 1.0	r 0.8	r 1.0	r 1.1	r 1.3	6.0	r 3.2	r 3.2	r 1.8	r 4.4	r 3.4
Libya	672	0.3	r 0.0	r 0.0	r 0.0	r 0.0	r 0.0	0.0	r 0.0	r 0.1	r 0.1	r 0.1	r 0.1
Mauritania	682	0.1	r 0.0	r 0.0	r 0.0	r 0.0	r 0.0	116.1	r 21.6	r 24.6	r 22.6	r 24.6	r 21.7
Morocco	686	1.4	r 0.3	r 0.9	r 0.6	r 0.4	r 0.4	81.8	r 30.2	r 32.6	r 36.7	r 49.0	r 41.2
Oman	449	1.6	r 0.0	r 0.0	r 0.0	r 0.0	r 0.0	1.0	r 1.8	r 0.3	r 0.3	r 0.4	r 0.3
Pakistan	564	1.7	r 0.3	r 1.2	r 0.9	r 0.7	r 2.3	8.0	r 3.5	r 2.5	r 3.9	r 6.5	r 3.0
Qatar	453	0.2	r 0.1	r 0.1	r 0.1	r 0.1	r 0.0	3.1	r 1.6	r 2.2	r 1.4	r 0.9	r 1.7
Saudi Arabia	456	5.4	r 0.8	r 1.1	r 1.3	r 1.5	r 0.7	9.2	r 3.2	r 6.8	r 6.8	r 6.2	r 7.1
Sudan	732	0.0	r 0.6	r 0.6	r 0.6	r 0.6	r 0.6
Tunisia	744	1.5	r 0.3	r 0.2	r 0.4	r 0.6	r 0.6	16.9	r 12.5	r 8.6	r 9.0	r 8.4	r 7.4
United Arab Emirates	466	7.0	r 4.8	r 5.2	r 4.9	r 5.1	r 4.9	46.1	r 25.2	r 31.4	r 30.5	r 34.3	r 30.2
Sub-Saharan Africa	603	355.2	230.7	154.8	176.7	192.9	158.3	609.6	300.2	363.8	411.3	437.0	324.8
Angola	614	0.8	r 1.2	r 0.9	r 1.1	r 1.1	r 1.0	7.1	r 5.7	r 7.1	r 6.9	r 7.7	r 6.8
Benin	638	1.5	r 0.3	r 0.2	r 0.3	r 0.3	r 0.2	0.6	r 0.5	r 0.6	r 0.5	r 0.6	r 0.5
Botswana	616	0.1	r 0.0	r 0.0	r 0.0	r 0.0	r 0.0
Burkina Faso	748	5.0	r 2.7	r 2.2	r 2.4	r 2.6	r 2.3	0.2	r 0.2	r 0.2	r 0.2	r 0.3	r 0.2
Burundi	618	0.0	r 0.0	r 0.0	r 0.0	r 0.1	r 0.0
Cabo Verde	624	0.3	r 0.1	r 0.1	r 0.1	r 0.1	r 0.1	r 0.1	r 0.1	r 0.1	r 0.1	r 0.1
Central African Rep.	626	37.6	r 20.7	r 19.3	r 23.3	r 24.1	r 20.3	0.0	r 0.2	r 0.2	r 0.2	r 0.2	r 0.2
Chad	628	91.8	r 34.3	r 30.0	r 35.4	r 36.9	r 32.4	0.6	r 1.9	r 2.4	r 2.3	r 2.6	r 2.3
Comoros	632	0.1	r 0.0	r 0.0	r 0.0	r 0.0	r 0.0	r 0.0	r 0.0	r 0.0	r 0.0	r 0.0
Congo, Dem. Rep. of	636	5.9	r 9.7	r 7.8	r 8.8	r 9.1	r 8.3	0.1	r 0.0	r 0.0	r 0.0	r 0.0	r 0.0
Congo, Republic of	634	36.8	r 16.8	r 15.5	r 18.8	r 19.6	r 16.9	19.0	r 8.0	r 11.9	r 12.6	r 14.2	r 11.7
Côte d'Ivoire	662	6.7	r 3.2	r 2.6	r 2.9	r 3.0	r 3.0	27.1	r 17.4	r 21.6	r 21.0	r 23.6	r 20.7

Cameroon (622)

In Millions of U.S. Dollars

		Exports (FOB)						Imports (CIF)					
		2016	2017Q1	2017Q2	2017Q3	2017Q4	2018Q1	2016	2017Q1	2017Q2	2017Q3	2017Q4	2018Q1
Equatorial Guinea	642	15.0	r 13.4	r 10.8	r 12.2	r 12.7	r 11.5	52.4	r 9.8	r 12.2	r 11.8	r 13.3	r 11.7
Eritrea	643	r 0.0	r 0.0	r 0.0	r 0.0	r 0.0	0.0	r 0.0	r 0.1	r 0.0	r 0.1	r 0.0
Ethiopia	644	0.0	r 0.0	r 0.0	r 0.0	r 0.0	r 0.0	0.0	r 0.1	r 0.1	r 0.1	r 0.1	r 0.1
Gabon	646	41.3	r 24.7	r 24.0	r 29.5	r 30.8	r 26.1	1.2	r 2.1	r 2.6	r 2.5	r 2.8	r 2.5
Gambia, The	648	0.1	r 0.1	r 0.1	r 0.1	r 0.1	r 0.1
Ghana	652	3.5	r 2.2	r 1.8	r 2.0	r 2.1	r 1.9	3.7	r 1.6	r 2.0	r 2.0	r 2.2	r 1.9
Guinea	656	r 0.4	r 0.3	r 0.3	r 0.3	r 0.3	r 0.0	r 0.1	r 0.1	r 0.1	r 0.1
Guinea-Bissau	654	1.2	r 0.6	r 0.8	r 0.8	r 0.9	r 0.8
Kenya	664	0.0	r 0.0	r 0.0	r 0.0	0.2	r 0.0	r 0.1	r 0.1	r 0.1	r 0.0
Liberia	668	r 0.0	r 0.0	r 0.0	r 0.0	r 0.0	0.0	r 2.1	r 2.6	r 2.5	r 2.8	r 2.5
Madagascar	674	0.1	r 0.1	r 0.0	r 0.1	r 0.1	r 0.0	0.3	r 0.0	r 0.1	r 0.1	r 0.1	r 0.1
Mali	678	0.6	r 0.5	r 0.4	r 0.4	r 0.4	r 0.4	0.0	r 0.0	r 0.1	r 0.1	r 0.1	r 0.0
Mauritius	684	0.5	r 0.3	r 1.2	r 0.4	r 0.3	r 0.7	0.8	r 1.7	r 1.9	r 3.7	r 0.1
Mozambique	688	0.4	r 0.0	r 0.0	r 0.0	r 0.0	r 0.0	0.2	r 0.0	r 0.0	r 0.0	r 0.0	r 0.0
Namibia	728	0.0	r 1.8	r 1.4	r 1.6	r 1.7	r 1.5	5.3	r 2.1	r 3.3	r 3.6	r 4.2	r 3.5
Niger	692	r 0.2	r 0.1	r 0.1	r 0.2	r 0.1	0.0	r 0.0	r 0.0	r 0.0	r 0.0	r 0.0
Nigeria	694	40.8	r 18.6	r 16.7	r 19.8	r 20.6	r 17.6	223.0	r 105.9	r 131.6	r 128.0	r 143.8	r 126.5
Rwanda	714	0.1	0.0	r 0.0
São Tomé & Príncipe	716	0.1	r 0.0	r 0.0	r 0.0	r 0.0	r 0.0	0.0	r 0.0	r 0.0	r 0.0	r 0.0	r 0.0
Senegal	722	23.2	r 12.6	r 12.9	r 15.5	r 24.9	r 13.0	61.5	r 15.8	r 11.4	r 11.0	r 22.6	r 22.5
Sierra Leone	724	r 0.1	r 0.1	r 0.1	r 0.1	r 0.1	0.0	r 0.6	r 0.8	r 0.8	r 0.9	r 0.8
South Africa	199	1.2	r 11.0	r 0.1	r 0.6	r 0.2	r 0.1	74.1	r 25.1	r 33.0	r 36.0	r 42.2	r 41.3
Swaziland	734	0.1	r 0.1	r 0.1	r 0.1	r 0.1	r 0.1
Tanzania	738	0.3	r 1.1	r 0.0	r 0.2	r 0.0	0.1	r 0.3	r 0.1	r 0.1	r 0.0	r 0.1
Togo	742	41.3	r 54.7	r 6.4	r 0.0	r 1.5	130.1	r 97.9	r 116.6	r 164.1	r 150.8	r 67.4
Uganda	746	0.1	0.1	r 0.0	r 0.0	r 0.0	r 0.0	r 0.0
Zambia	754	0.1	r 0.0	r 0.8	r 0.0	r 0.2	0.5	r 0.0	r 0.5
Africa n.s.	799	0.0	r 0.0	r 0.0	r 0.0	r 0.1	r 0.0
Western Hemisphere	205	4.1	1.4	2.4	2.0	1.9	1.5	171.8	96.0	170.5	158.2	120.9	119.6
Anguilla	312	r 0.1	r 0.1	r 0.1	r 0.1	r 0.1
Antigua and Barbuda	311	0.5	r 0.0	r 0.0	r 0.0	r 0.0	r 0.0	17.7	r 24.6	r 30.6	r 29.7	r 33.4	r 29.4
Argentina	213	0.3	r 0.0	r 0.0	r 0.0	r 0.3	33.4	r 15.9	r 41.0	r 34.5	r 14.2	r 16.0
Bahamas, The	313	0.1	r 0.0	r 0.0	r 0.0	r 0.1	r 0.0
Belize	339	8.7	r 0.1	r 0.1	r 0.1	r 0.1	r 0.1
Bermuda	319	r 0.0	r 0.0	r 0.0	r 0.1	r 0.0
Bolivia	218	r 0.0	r 0.0	r 0.0	r 0.0	r 0.0	2.1	r 0.1	r 0.1	r 0.1	r 0.1	r 0.1
Brazil	223	0.7	r 0.2	r 0.8	r 0.6	r 0.4	r 0.1	62.5	r 35.7	r 63.4	r 59.8	r 37.8	r 47.3
Chile	228	r 0.0	r 0.0	r 0.1	1.1	r 0.6	r 0.3	r 0.9	r 0.6
Colombia	233	0.0	r 0.0	r 0.2	r 0.0	r 0.1	2.2	r 1.0	r 1.3	r 1.8	r 1.2	r 0.4
Costa Rica	238	6.0	r 0.4	r 0.1	r 0.2	r 0.2
Curacao	354	0.0	r 0.0	r 0.0	r 0.1	r 0.1	r 0.0
Dominica	321	0.1	0.0	r 0.0	r 0.1	r 0.1	r 0.1	r 0.1
Dominican Republic	243	2.1	r 0.4	r 0.3	r 0.3	r 0.3	r 0.3	0.8	r 0.0	r 0.1	r 0.1	r 0.1	r 0.1
Ecuador	248	1.0	r 0.9	r 1.0	r 0.0	r 0.1
El Salvador	253	e 0.4	e 0.0	e 0.0	0.0	r 0.0
Greenland	326	e 0.0	e 0.0	e 0.0	e 0.0	e 0.0	e 0.0	0.0	r 0.0	r 0.1	r 0.0	r 0.1	r 0.0
Grenada	328	e 0.0	e 0.0	e 0.0	e 0.0	e 0.0	e 0.0	0.0	r 0.0	r 0.1	r 0.0	r 0.1	r 0.0
Guatemala	258	4.6	r 6.0	r 8.1	r 7.3	r 3.7
Haiti	263	r 0.5	r 0.4	r 0.5	r 0.5	r 0.4	r 0.2	r 0.2	r 0.2	r 0.2	r 0.2
Honduras	268	0.0	r 0.1	r 0.1	r 0.1	r 0.1	r 0.1
Jamaica	343	0.0	18.3	r 5.5	r 6.9	r 6.7	r 7.5	r 6.6
Mexico	273	0.2	r 0.0	r 0.0	r 0.0	r 0.0	r 0.0	4.4	r 2.4	r 3.6	r 2.8	r 6.7	r 5.2
Nicaragua	278	r 0.2	r 0.2	r 0.2	r 0.2	r 0.2	0.0	r 0.0	r 0.0	r 0.0	r 0.0	r 0.0
Panama	283	0.0	r 1.7	r 1.7	r 1.7	r 1.7	r 1.7
Peru	293	0.0	r 0.0	r 0.6	r 0.1	r 0.2	r 0.2	2.9	r 0.3	r 6.1	r 0.2	r 0.5	r 0.4
Trinidad and Tobago	369	0.0	0.1	r 0.0	r 0.0	r 0.0	r 0.0	r 0.0
Uruguay	298	0.0	3.3	r 1.9	r 1.5	r 5.7	r 1.8	r 1.3
Western Hem. n.s.	399	2.5	r 4.7	r 5.9	r 5.7	r 6.5	r 5.7
Other Countries n.i.e	910	0.0	0.0	0.0	0.0	0.0	0.0	0.2	0.1	0.2	0.2	0.2	0.2
Cuba	928	r 0.0	r 0.0	r 0.0	r 0.0	r 0.0	0.0	r 0.0	r 0.1	r 0.0	r 0.1	r 0.0

Cameroon (622)

In Millions of U.S. Dollars

		Exports (FOB)						Imports (CIF)					
		2016	2017Q1	2017Q2	2017Q3	2017Q4	2018Q1	2016	2017Q1	2017Q2	2017Q3	2017Q4	2018Q1
Korea, Dem. People's Rep.	954	0.0	0.2	r 0.1	r 0.1	r 0.1	r 0.1	r 0.1
Countries & Areas n.s.	898	2.5	r 1.3	r 1.6	r 1.6	r 1.8	r 1.6
Memorandum Items													
Africa	605	362.6	231.4	165.6	183.4	194.4	159.5	825.9	365.2	432.3	481.9	524.4	395.8
Middle East	405	19.5	9.8	10.0	10.4	10.8	9.7	97.1	49.5	65.0	62.6	70.8	63.4
European Union	998	1,157.7	1,099.4	900.0	867.5	712.9	855.2	1,575.7	630.2	811.2	925.3	944.2	852.0
Export earnings: fuel	080	248.6	118.0	116.4	132.9	132.0	114.4	446.9	216.7	290.1	296.6	295.1	251.8
Export earnings: nonfuel	092	1,910.1	1,525.9	1,367.3	1,547.4	1,588.0	1,609.2	4,463.0	1,719.7	2,291.4	2,520.4	2,751.9	2,339.6

Canada (156)

In Millions of U.S. Dollars

		Exports (FOB)						Imports (FOB)					
		2016	2017Q1	2017Q2	2017Q3	2017Q4	2018Q1	2016	2017Q1	2017Q2	2017Q3	2017Q4	2018Q1
IFS World		393,502.4	104,834.7	105,498.2	104,957.0	108,417.1	110,044.9	403,004.1	101,406.6	110,401.5
World	001	389,662.6	102,730.0	106,417.2	101,323.9	108,386.4	107,741.7	402,769.7	100,936.3	110,161.0	110,148.3	110,316.3	110,905.1
Advanced Economies	110	346,373.2	91,158.7	95,012.1	90,029.1	96,064.7	96,094.3	286,190.1	71,449.8	78,740.4	76,531.2	76,963.3	78,923.0
Euro Area	163	15,360.9	3,655.7	3,706.3	3,638.1	4,160.5	4,389.8	34,643.2	8,578.6	9,651.0	9,789.3	10,042.0	10,159.5
Austria	122	173.0	r 97.3	r 39.5	r 29.3	r 100.9	r 83.2	1,321.8	r 313.0	r 355.4	r 399.2	r 384.2	r 394.8
Belgium	124	2,223.8	r 433.5	r 366.5	r 413.7	r 485.0	r 417.1	1,674.6	r 428.1	r 658.4	r 611.0	r 745.0	r 756.5
Cyprus	423	13.5	r 3.3	r 2.3	r 2.1	r 2.7	r 2.2	2.9	r 0.6	r 1.0	r 0.4	r 0.3	r 1.2
Estonia	939	15.4	r 3.3	r 6.6	r 3.5	r 4.7	r 5.3	126.1	r 8.4	r 14.6	r 12.8	r 27.6	r 37.7
Finland	172	505.9	r 122.2	r 95.6	r 123.1	r 164.5	r 139.3	639.8	r 163.4	r 301.0	r 214.6	r 216.3	r 165.4
France	132	2,576.4	r 633.7	r 679.6	r 594.7	r 672.6	r 668.1	4,515.5	r 1,071.9	r 1,155.2	r 1,256.5	r 1,246.5	r 1,271.1
Germany	134	3,066.8	r 737.7	r 792.2	r 797.7	r 841.2	r 914.0	13,029.9	r 3,195.2	r 3,515.9	r 3,430.6	r 3,527.9	r 3,650.8
Greece	174	62.7	r 17.6	r 18.5	r 15.5	r 22.9	r 20.6	182.2	r 33.6	r 49.1	r 42.4	r 64.5	r 40.5
Ireland	178	375.5	r 92.6	r 105.6	r 129.4	r 126.5	r 115.6	1,458.3	r 408.6	r 388.5	r 486.1	r 495.2	r 674.8
Italy	136	1,750.3	r 393.9	r 434.1	r 406.5	r 512.6	r 483.6	5,695.3	r 1,382.1	r 1,571.4	r 1,621.2	r 1,664.1	r 1,580.5
Latvia	941	167.7	r 79.5	r 154.4	r 155.0	r 5.8	r 80.8	27.7	r 7.8	r 7.4	r 8.5	r 10.4	r 9.4
Lithuania	946	38.5	r 16.6	r 13.9	r 16.9	r 11.3	r 24.6	284.2	r 14.0	r 39.1	r 73.6	r 47.1	r 19.1
Luxembourg	137	100.9	r 10.4	r 25.5	r 37.4	r 14.2	r 9.8	117.4	r 23.0	r 30.1	r 38.5	r 27.5	r 21.5
Malta	181	550.9	r 49.9	r 46.7	r 53.2	r 2.5	r 2.7	35.0	r 4.9	r 7.3	r 11.1	r 11.1	r 7.4
Netherlands	138	2,121.0	r 556.8	r 557.0	r 576.7	r 705.2	r 804.5	2,785.3	r 824.6	r 713.2	r 777.7	r 733.0	r 747.8
Portugal	182	194.4	r 50.3	r 77.8	r 20.2	r 58.5	r 137.3	423.3	r 110.8	r 99.8	r 115.1	r 118.1	r 114.4
Slovak Republic	936	32.3	r 4.9	r 5.7	r 7.6	r 6.9	r 8.5	393.7	r 123.6	r 113.8	r 92.0	r 134.1	r 110.0
Slovenia	961	43.5	r 8.5	r 9.8	r 21.3	r 19.1	r 14.1	126.3	r 30.0	r 38.5	r 33.1	r 31.7	r 31.7
Spain	184	1,348.3	r 343.6	r 275.3	r 234.3	r 403.4	r 458.7	1,804.1	r 435.0	r 591.5	r 564.8	r 557.4	r 525.1
Australia	193	1,464.3	r 360.0	r 402.2	r 364.4	r 411.0	r 358.2	1,513.7	r 350.0	r 356.8	r 392.9	r 360.2	r 384.5
China,P.R.: Hong Kong	532	1,750.2	r 338.3	r 451.3	r 349.3	r 561.5	r 520.7	221.8	r 62.1	r 67.1	r 69.0	r 101.0	r 52.4
China,P.R.: Macao	546	17.5	r 7.3	r 6.4	r 5.3	r 4.4	r 4.9	4.5	r 1.3	r 1.0	r 1.8	r 1.5	r 1.0
Czech Republic	935	131.5	r 42.7	r 34.1	r 37.7	r 34.7	r 77.1	409.4	r 112.3	r 123.8	r 112.2	r 131.1	r 141.3
Denmark	128	286.9	r 45.9	r 86.9	r 79.4	r 99.9	r 68.8	774.8	r 206.4	r 269.7	r 352.3	r 232.1	r 251.7
Iceland	176	57.7	r 13.7	r 17.8	r 16.0	r 11.5	r 43.9	61.2	r 14.4	r 18.7	r 22.6	r 19.9	r 24.5
Israel	436	311.9	r 81.5	r 65.6	r 59.6	r 110.0	r 62.2	974.9	r 244.7	r 258.7	r 241.7	r 241.3	r 256.6
Japan	158	8,102.9	r 2,187.2	r 2,418.5	r 2,166.3	r 2,334.1	r 2,443.0	11,944.7	r 3,179.7	r 3,582.5	r 3,464.8	r 3,200.6	r 3,337.4
Korea, Republic of	542	3,300.5	r 944.7	r 1,076.2	r 910.1	r 995.5	r 1,097.9	8,010.7	r 1,522.7	r 1,657.6	r 1,745.1	r 1,693.7	r 1,430.9
New Zealand	196	351.5	r 76.3	r 84.5	r 122.6	r 94.8	r 94.9	501.4	r 120.4	r 147.9	r 145.5	r 131.0	r 142.4
Norway	142	1,150.1	r 373.7	r 329.7	r 350.7	r 464.5	r 455.6	1,194.4	r 414.5	r 464.4	r 414.4	r 335.8	r 363.3
Singapore	576	1,012.1	r 224.3	r 336.3	r 232.0	r 247.7	r 221.7	740.5	r 162.9	r 198.1	r 203.8	r 202.9	r 202.6
Sweden	144	403.6	r 163.2	r 104.0	r 213.8	r 84.9	r 111.2	1,550.1	r 403.5	r 414.4	r 444.7	r 429.9	r 445.3
Switzerland	146	976.2	r 391.6	r 384.0	r 349.4	r 410.3	r 303.9	3,403.1	r 835.8	r 828.2	r 832.0	r 890.2	r 1,028.8
Taiwan Prov. of China	528	1,195.4	r 305.4	r 328.3	r 309.8	r 327.0	r 372.2	3,833.8	r 988.2	r 1,045.3	r 1,069.0	r 1,056.6	r 1,055.0
United Kingdom	112	12,911.2	r 3,218.9	r 3,576.7	r 3,668.5	r 3,122.6	r 3,713.9	6,217.5	r 1,580.2	r 1,818.5	r 1,647.2	r 1,674.6	r 1,504.1
United States	111	297,589.0	r 78,728.2	r 81,603.4	r 77,156.3	r 82,589.9	r 81,754.5	210,190.4	r 52,672.0	r 57,836.7	r 55,582.8	r 56,219.1	r 58,141.9
Emerg. & Dev. Economies	200	42,966.3	11,511.9	11,310.6	11,227.0	12,231.5	11,590.8	113,368.5	28,676.5	30,548.0	32,753.6	32,455.4	31,123.3
Emerg. & Dev. Asia	505	22,905.0	6,455.0	6,260.9	6,245.8	6,691.3	6,177.9	64,452.6	15,932.4	17,026.2	19,366.3	19,114.0	17,721.5
American Samoa	859	1.1	r 0.4	r 0.3	r 0.4	r 0.3	r 0.6	0.9	r 0.1	r 0.1	r 0.2	r 0.2	r 0.3
Bangladesh	513	584.9	r 138.8	r 176.9	r 143.2	r 125.9	r 97.3	1,222.3	r 316.1	r 306.9	r 388.9	r 254.5	r 311.1
Bhutan	514	0.1	r 0.0	r 0.1	r 0.1	r 0.2	r 0.2	0.0	r 0.0	r 0.3	r 0.1	r 0.0	r 0.1
Brunei Darussalam	516	9.2	r 0.7	r 0.4	r 0.4	r 1.0	r 0.6	1.5	r 1.0	r 0.7	r 1.2	r 1.3	r 2.4
Cambodia	522	31.4	r 8.4	r 17.5	r 7.6	r 5.6	r 21.4	896.8	r 254.6	r 186.0	r 339.3	r 219.5	r 261.0
China,P.R.: Mainland	924	15,819.8	r 4,590.4	r 4,182.3	r 4,273.9	r 4,965.0	r 4,359.8	48,581.8	r 11,871.1	r 12,972.6	r 14,798.9	r 14,897.5	r 13,267.2
Fiji	819	9.1	r 0.5	r 0.8	r 0.7	r 8.1	r 13.6	4.7	r 1.5	r 1.5	r 1.9	r 1.5	r 1.5
F.T. French Polynesia	887	6.7	r 2.8	r 2.0	r 2.8	r 3.4	r 3.8	1.3	r 0.2	r 0.1	r 0.2	r 0.2	r 0.2
F.T. New Caledonia	839	32.5	r 10.8	r 6.4	r 9.9	r 18.1	r 0.4	0.3	r 0.0	r 0.2	r 1.2	r 0.1	r 0.0
Guam	829	2.0	r 0.7	r 0.3	r 0.3	r 0.4	r 0.3	0.1	r 0.0	r 0.0	r 0.1	r 0.0	r 0.0
India	534	2,933.5	r 785.4	r 794.4	r 654.7	r 567.5	r 526.3	3,048.7	r 774.9	r 816.5	r 806.1	r 798.2	r 1,016.0
Indonesia	536	1,094.3	r 323.8	r 343.0	r 383.0	r 280.9	r 401.3	1,222.7	r 331.6	r 321.6	r 362.2	r 314.3	r 320.4
Kiribati	826	0.8	r 0.9	r 0.2	r 0.0	r 0.0	r 0.2	0.0	r 0.0	r 0.0	r 0.0	r 0.1	r 0.2
Lao People's Dem. Rep.	544	8.7	r 2.6	r 0.8	r 0.3	r 1.0	r 0.5	19.3	r 4.4	r 4.9	r 6.3	r 8.7	r 11.9
Malaysia	548	532.0	r 131.7	r 160.3	r 117.6	r 141.6	r 154.2	1,955.7	r 520.5	r 489.2	r 542.5	r 592.9	r 600.9
Maldives	556	15.1	r 9.1	r 2.8	r 6.6	r 7.1	r 4.9	1.1	r 0.2	r 0.0	r 0.1	r 0.0	r 0.1
Mongolia	948	7.5	r 0.4	r 2.8	r 2.8	r 12.2	r 5.8	1.4	r 0.0	r 0.2	r 0.7	r 0.6	r 0.4
Myanmar	518	28.6	r 6.7	r 6.3	r 12.6	r 6.0	r 4.4	62.4	r 20.1	r 22.0	r 32.1	r 19.9	r 24.0

Canada (156)

In Millions of U.S. Dollars

		Exports (FOB)						Imports (FOB)					
		2016	2017Q1	2017Q2	2017Q3	2017Q4	2018Q1	2016	2017Q1	2017Q2	2017Q3	2017Q4	2018Q1
Nauru	836	r 0.3	0.2
Nepal	558	7.4	r 2.1	r 2.4	r 1.5	r 5.4	r 24.3	10.7	r 2.3	r 2.4	r 2.7	r 2.8	r 2.1
Papua New Guinea	853	12.7	r 2.3	r 1.2	r 3.0	r 1.9	r 5.6	2.8	r 0.6	r 1.0	r 0.7	r 0.6	r 1.0
Philippines	566	473.9	r 119.5	r 130.1	r 191.1	r 191.1	r 138.9	1,023.3	r 259.2	r 290.2	r 274.0	r 245.2	r 271.8
Samoa	862	0.1	r 0.0	r 0.0	r 0.0	r 0.0	r 0.0	0.3	r 0.0	r 0.1	r 0.0	r 0.0	r 0.2
Solomon Islands	813	0.1	r 0.0	r 1.3	r 0.1	r 0.0	r 0.0	0.3	r 0.0	r 0.1	r 0.0	r 0.1	r 0.0
Sri Lanka	524	205.6	r 14.6	r 47.0	r 50.2	r 49.1	r 68.9	263.3	r 68.7	r 64.3	r 76.0	r 76.1	r 69.6
Thailand	578	679.2	r 138.3	r 136.0	r 165.0	r 122.6	r 155.2	2,382.9	r 599.6	r 588.8	r 668.1	r 683.5	r 633.0
Timor-Leste	537	0.3	r 0.0	r 0.0	r 0.0	r 0.1	r 0.0	2.4	r 0.9	r 0.0	r 0.2	r 2.3	r 0.3
Tonga	866	0.2	r 0.0	r 0.0	r 0.0	r 0.4	r 0.0	0.0	r 0.0	r 0.0	r 0.0	r 0.0	r 0.0
Vanuatu	846	0.2	r 0.1	r 0.0	r 0.1	r 0.2	r 0.0	0.2	r 0.0	r 0.0	r 0.0	r 0.3	r 0.0
Vietnam	582	393.3	r 161.8	r 243.4	r 217.0	r 172.9	r 171.9	3,742.8	r 903.7	r 955.5	r 1,062.5	r 993.3	r 925.5
Asia n.s.	598	14.8	r 2.1	r 1.3	r 0.8	r 3.1	r 17.4	2.5	r 0.8	r 0.9	r 0.2	r 0.2	r 0.3
Europe	170	2,513.6	628.4	651.4	844.3	857.4	724.5	5,254.6	1,355.9	1,909.3	1,701.8	1,553.0	1,624.8
Emerg. & Dev. Europe	903	1,738.8	347.4	491.9	554.3	661.1	535.6	3,574.9	982.8	1,141.4	1,002.6	1,018.6	1,079.0
Albania	914	12.0	r 2.8	r 4.6	r 4.4	r 4.8	r 4.9	6.4	r 2.7	r 2.0	r 3.4	r 1.6	r 3.0
Bosnia and Herzegovina	963	2.6	r 0.4	r 0.5	r 0.6	r 1.1	r 0.8	18.7	r 3.7	r 2.7	r 8.0	r 2.7	r 4.1
Bulgaria	918	234.2	r 49.7	r 42.3	r 109.3	r 71.3	r 48.2	105.3	r 25.3	r 23.3	r 30.7	r 26.7	r 29.3
Croatia	960	16.0	r 5.1	r 5.5	r 6.9	r 17.3	r 8.8	42.4	r 10.3	r 9.7	r 9.8	r 10.0	r 48.0
Faroe Islands	816	0.8	r 0.1	r 0.1	r 0.0	r 0.0	r 0.1	5.1	r 1.2	r 0.6	r 1.2	r 1.8	r 0.8
Gibraltar	823	0.2	r 0.0	r 20.3	r 37.1	r 0.1	r 0.1	2.7	r 0.0	r 0.0	r 0.0	r 0.0	r 0.0
Hungary	944	57.1	r 13.7	r 16.6	r 12.8	r 13.4	r 18.5	457.0	r 131.6	r 153.2	r 132.0	r 159.5	r 154.8
Macedonia, FYR	962	2.7	r 0.4	r 1.1	r 1.0	r 0.7	r 0.8	10.2	r 2.4	r 1.5	r 2.4	r 2.3	r 5.1
Montenegro	943	2.5	r 0.1	r 0.4	r 2.6	r 0.8	r 0.3	0.4	r 0.1	r 0.3	r 1.1	r 0.9	r 1.0
Poland	964	463.7	r 124.9	r 117.1	r 140.2	r 153.9	r 166.7	1,447.8	r 401.9	r 405.2	r 336.7	r 340.8	r 394.1
Romania	968	71.1	r 14.1	r 51.6	r 17.7	r 26.7	r 36.1	397.3	r 119.7	r 102.7	r 109.7	r 92.1	r 67.5
Serbia, Republic of	942	11.0	r 1.5	r 2.0	r 5.0	r 2.7	r 3.6	48.2	r 3.6	r 8.4	r 15.7	r 16.7	r 13.5
Turkey	186	864.9	r 134.6	r 229.7	r 216.7	r 368.4	r 246.8	1,033.3	r 280.1	r 431.7	r 351.9	r 363.5	r 357.8
CIS	901	774.6	281.0	159.5	290.0	196.2	188.8	1,679.3	373.1	767.5	699.1	534.3	545.8
Armenia	911	4.6	r 1.4	r 2.0	r 1.3	r 2.2	r 1.6	142.1	r 4.4	r 4.7	r 5.8	r 5.2	r 1.6
Azerbaijan, Rep. of	912	9.7	r 3.8	r 1.9	r 1.4	r 3.7	r 1.9	101.9	r 164.9	r 274.0	r 325.7	r 196.2	r 281.0
Belarus	913	2.6	r 0.7	r 0.7	r 0.2	r 0.7	r 1.4	74.4	r 2.8	r 2.0	r 24.2	r 2.4	r 15.5
Georgia	915	16.7	r 3.3	r 9.6	r 13.9	r 4.9	r 2.7	46.1	r 19.1	r 4.4	r 3.2	r 3.4	r 2.2
Kazakhstan	916	61.1	r 15.2	r 19.2	r 64.1	r 13.0	r 36.1	523.4	r 32.8	r 197.4	r 78.4	r 65.6	r 48.5
Kyrgyz Republic	917	10.8	r 1.9	r 2.6	r 2.0	r 1.3	r 3.0	0.2	r 0.1	r 0.0	r 0.1	r 0.1	r 0.1
Moldova	921	0.9	r 0.2	r 0.5	r 0.1	r 0.5	r 0.6	7.8	r 1.7	r 2.0	r 3.3	r 3.2	r 2.9
Russian Federation	922	457.6	r 167.8	r 100.1	r 118.4	r 129.2	r 111.1	701.9	r 128.8	r 254.0	r 240.1	r 237.0	r 175.6
Tajikistan	923	3.4	r 0.2	r 0.3	r 0.7	r 1.1	r 0.5	0.0	r 0.0	r 0.0	r 0.0	r 0.2	r 0.0
Turkmenistan	925	4.9	r 5.3	r 0.5	r 8.2	r 9.2	r 8.7	0.3	r 0.1	r 0.0	r 0.0	r 0.0	r 0.0
Ukraine	926	199.0	r 80.1	r 21.6	r 77.3	r 28.4	r 21.0	81.0	r 18.3	r 28.8	r 18.3	r 20.9	r 18.2
Uzbekistan	927	3.3	r 1.1	r 0.6	r 2.2	r 1.9	r 0.2	0.3	r 0.0	r 0.1	r 0.0	r 0.2	r 0.2
Europe n.s.	884	0.1	r 0.0	r 0.0	r 0.0	r 0.1	r 0.1	0.4	r 0.1	r 0.4	r 0.1	r 0.1	r 0.0
Mid East, N Africa, Pak	440	4,928.2	1,304.6	1,295.1	846.0	1,404.4	1,473.1	4,484.9	1,198.5	1,164.6	1,072.8	1,126.3	1,122.3
Afghanistan, I.R. of	512	20.0	r 6.5	r 3.1	r 3.2	r 4.7	r 0.8	3.0	r 0.8	r 0.6	r 0.6	r 0.9	r 1.4
Algeria	612	386.4	r 153.7	r 174.9	r 55.2	r 155.9	r 155.9	1,417.3	r 258.1	r 261.4	r 104.0	r 0.8	r 1.6
Bahrain, Kingdom of	419	25.6	r 3.6	r 28.6	r 23.5	r 24.2	r 24.9	24.6	r 4.5	r 2.3	r 2.3	r 1.3	r 17.7
Djibouti	611	2.0	r 0.2	r 0.1	r 0.5	r 0.5	r 4.1	0.0	r 0.0	r 0.1	r 0.2	r 0.2	r 0.5
Egypt	469	250.6	r 42.1	r 42.0	r 81.6	r 59.8	r 57.5	780.9	r 161.9	r 173.2	r 217.5	r 212.2	r 195.8
Iran, I.R. of	429	101.2	r 35.9	r 9.4	r 15.0	r 41.6	r 82.4	35.0	r 24.0	r 30.9	r 6.1	r 5.4	r 11.0
Iraq	433	97.2	r 17.3	r 17.2	r 10.6	r 10.7	r 45.4	1.1	r 52.9	r 0.0	r 0.1	r 0.0	r 0.1
Jordan	439	61.3	r 12.6	r 19.3	r 11.9	r 12.6	r 11.6	69.3	r 18.7	r 20.3	r 21.7	r 17.1	r 20.4
Kuwait	443	125.5	r 31.9	r 36.4	r 31.3	r 28.2	r 34.1	11.1	r 0.0	r 7.3	r 0.0	r 0.0	r 29.5
Lebanon	446	113.4	r 23.6	r 29.7	r 20.5	r 23.1	r 18.6	21.4	r 5.5	r 6.0	r 6.3	r 6.2	r 5.8
Libya	672	12.7	r 1.5	r 1.3	r 8.0	r 4.8	r 5.0	5.9	r 0.6	r 3.2	r 2.8	r 0.0	r 0.0
Mauritania	682	10.8	r 2.8	r 2.2	r 3.8	r 7.3	r 4.4	0.4	r 0.1	r 0.1	r 0.1	r 0.2	r 0.0
Morocco	686	259.3	r 84.1	r 89.9	r 35.6	r 93.3	r 98.0	318.4	r 90.6	r 56.2	r 54.0	r 120.3	r 94.5
Oman	449	110.1	r 19.0	r 16.8	r 12.9	r 14.3	r 34.2	23.8	r 4.6	r 7.9	r 8.8	r 8.8	r 4.8
Pakistan	564	812.2	r 144.4	r 111.1	r 81.8	r 239.1	r 127.1	274.5	r 71.9	r 81.1	r 86.1	r 74.7	r 73.4
Qatar	453	132.9	r 17.0	r 34.6	r 41.8	r 28.5	r 25.5	27.2	r 4.3	r 2.4	r 2.8	r 3.7	r 7.2
Saudi Arabia	456	936.8	r 360.4	r 355.0	r 177.5	r 215.9	r 421.9	1,303.6	r 462.4	r 459.9	r 501.9	r 596.7	r 604.4

Canada (156)

In Millions of U.S. Dollars

		Exports (FOB)						Imports (FOB)					
		2016	2017Q1	2017Q2	2017Q3	2017Q4	2018Q1	2016	2017Q1	2017Q2	2017Q3	2017Q4	2018Q1
Somalia	726	1.9	r 3.9	r 0.2	r 0.3	r 0.5	r 1.6	0.2	r 0.0	r 0.1	r 0.1	r 0.0	r 0.1
Sudan	732	33.1	r 7.8	r 6.7	r 2.0	r 2.9	r 2.3	0.3	r 0.0	r 0.0	r 0.1	r 0.1	r 0.1
Syrian Arab Republic	463	3.3	r 2.3	r 3.6	r 4.0	r 7.5	r 8.4	1.0	r 0.0	r 0.5	r 0.1	r 0.3	r 0.4
Tunisia	744	78.2	r 6.4	r 18.6	r 12.8	r 5.0	r 5.5	68.8	r 19.8	r 19.8	r 21.0	r 15.8	r 28.5
United Arab Emirates	466	1,349.5	r 323.5	r 290.8	r 210.7	r 423.3	r 302.9	96.8	r 17.7	r 31.0	r 36.5	r 61.4	r 25.0
Yemen, Republic of	474	4.3	r 4.1	r 3.5	r 1.4	r 0.7	r 0.9	0.1	r 0.0	r 0.0	r 0.0	r 0.0	r 0.0
Sub-Saharan Africa	603	1,689.6	336.5	347.1	408.4	388.8	345.6	2,692.2	680.1	447.4	621.2	631.6	671.2
Angola	614	40.7	r 19.3	r 11.9	r 12.6	r 18.5	r 10.4	2.8	r 26.3	r 53.8	r 49.5	r 0.3	r 0.0
Benin	638	14.3	r 3.3	r 5.8	r 5.2	r 5.7	r 6.2	0.2	r 0.0	r 0.0	r 0.1	r 0.2	r 0.1
Botswana	616	229.5	r 0.6	r 0.9	r 1.9	r 2.2	r 0.9	1.6	r 0.2	r 0.3	r 0.2	r 0.1	r 0.1
Burkina Faso	748	36.4	r 9.3	r 12.0	r 9.1	r 12.1	r 7.5	31.7	r 0.0	r 0.0	r 0.2	r 0.2	r 0.0
Burundi	618	1.1	r 0.8	r 0.2	r 0.1	r 0.1	r 0.4	0.3	r 0.0	r 0.1	r 0.1	r 0.1	r 0.2
Cabo Verde	624	1.9	r 0.5	r 0.7	r 0.1	r 0.5	r 0.4	0.1	r 0.0	r 0.0	r 0.0	r 0.1	r 0.1
Cameroon	622	42.1	r 3.9	r 9.0	r 13.1	r 7.2	r 11.4	7.3	r 1.6	r 2.6	r 1.5	r 1.2	r 1.4
Central African Rep.	626	0.3	r 0.1	r 0.0	r 0.0	r 0.1	r 0.0	0.1	r 0.0	r 0.0	r 0.0	r 0.1	r 0.0
Chad	628	1.5	r 0.2	r 0.6	r 0.7	r 1.7	r 3.8	0.3	r 0.1	r 0.1	r 0.0	r 0.1	r 0.1
Comoros	632	1.3	r 0.1	r 0.1	r 0.1	r 0.1	r 0.2	0.0	r 0.0	r 0.0	r 0.0	r 0.0	r 0.1
Congo, Dem. Rep. of	636	12.1	r 2.1	r 4.0	r 1.9	r 2.3	r 2.2	20.7	r 5.6	r 6.1	r 10.3	r 9.1	r 1.5
Congo, Republic of	634	29.4	r 4.3	r 3.7	r 3.5	r 4.1	r 3.3	58.0	r 0.3	r 0.5	r 0.6	r 0.5	r 0.5
Côte d'Ivoire	662	51.6	r 6.7	r 7.3	r 10.5	r 5.1	r 9.6	319.1	r 75.2	r 90.8	r 26.7	r 51.2	r 150.0
Equatorial Guinea	642	4.7	r 0.4	r 1.4	r 0.5	r 0.9	r 0.4	41.7	r 31.9	r 0.0	r 0.0	r 0.3	r 0.0
Eritrea	643	0.2	r 0.0	r 0.0	r 0.1	r 0.1	10.5	r 0.0	r 0.0	r 0.0	r 0.0	r 0.2
Ethiopia	644	61.8	r 5.7	r 11.6	r 10.0	r 41.1	r 4.4	25.2	r 5.3	r 6.2	r 7.2	r 6.9	r 5.9
Gabon	646	9.2	r 2.4	r 2.5	r 1.7	r 1.5	r 2.3	0.9	r 0.4	r 0.1	r 0.2	r 0.4	r 0.3
Gambia, The	648	1.1	r 0.3	r 2.4	r 1.9	r 0.5	r 0.3	0.1	r 0.0	r 0.0	r 0.3	r 0.1	r 0.5
Ghana	652	190.6	r 40.0	r 36.1	r 73.4	r 39.8	r 43.9	50.2	r 19.7	r 10.8	r 7.3	r 13.8	r 20.9
Guinea	656	11.7	r 2.9	r 2.3	r 2.8	r 3.0	r 3.4	38.7	r 13.6	r 9.4	r 12.0	r 13.3	r 11.8
Guinea-Bissau	654	0.2	r 0.0	r 0.0	r 0.0	r 0.0	r 0.0	0.0	r 0.0	r 0.0	r 0.0	r 0.0	r 0.0
Kenya	664	83.0	r 13.9	r 37.2	r 24.0	r 38.6	r 23.6	24.3	r 5.9	r 5.8	r 5.5	r 9.3	r 5.4
Lesotho	666	0.0	r 0.2	r 0.0	r 0.3	5.8	r 1.6	r 2.0	r 2.1	r 0.9	r 1.8
Liberia	668	10.1	r 0.7	r 0.4	r 1.3	r 1.0	r 1.3	30.1	r 6.4	r 7.2	r 5.2	r 8.8	r 4.3
Madagascar	674	8.7	r 3.2	r 3.7	r 3.7	r 1.6	r 4.5	58.7	r 15.6	r 17.7	r 19.9	r 23.6	r 32.8
Malawi	676	7.4	r 3.8	r 0.6	r 1.1	r 5.2	r 2.0	3.6	r 1.0	r 0.6	r 0.1	r 0.1	r 0.1
Mali	678	21.6	r 6.8	r 5.5	r 4.0	r 4.0	r 4.5	0.9	r 0.5	r 0.2	r 0.7	r 0.4	r 0.4
Mauritius	684	6.2	r 1.5	r 1.0	r 1.3	r 1.1	r 1.1	14.2	r 3.1	r 2.8	r 3.5	r 4.0	r 5.2
Mozambique	688	34.1	r 12.2	r 6.7	r 11.0	r 4.0	r 10.2	2.9	r 0.9	r 0.4	r 0.1	r 0.5	r 1.3
Namibia	728	6.4	r 0.5	r 0.3	r 0.4	r 0.6	r 1.3	46.7	r 25.4	r 10.8	r 17.3	r 19.2	r 0.9
Niger	692	13.7	r 0.2	r 1.1	r 1.7	r 0.7	r 0.6	1.3	r 0.5	r 0.2	r 0.4	r 0.3	r 0.3
Nigeria	694	236.3	r 78.1	r 73.7	r 111.6	r 72.0	r 77.1	1,199.0	r 272.5	r 28.0	r 214.4	r 292.8	r 226.5
Rwanda	714	3.4	r 1.4	r 0.4	r 0.4	r 1.8	r 0.5	1.4	r 0.4	r 0.2	r 0.3	r 0.4	r 0.4
São Tomé & Príncipe	716	0.1	r 0.0	r 0.0	r 0.0	0.0	r 0.0	r 0.0	r 0.0	r 0.0	r 0.0
Senegal	722	30.0	r 7.9	r 8.8	r 10.2	r 11.1	r 9.3	4.7	r 0.5	r 0.5	r 0.9	r 0.5	r 0.7
Seychelles	718	1.3	r 7.5	r 0.4	r 0.3	r 0.4	r 0.7	0.8	r 0.1	r 0.1	r 0.2	r 0.3	r 0.2
Sierra Leone	724	5.6	r 1.4	r 1.3	r 1.5	r 1.9	r 1.6	1.8	r 0.6	r 1.2	r 0.9	r 1.6	r 3.4
South Africa	199	355.8	r 70.4	r 65.3	r 67.1	r 67.3	r 69.1	644.9	r 155.3	r 174.4	r 218.9	r 159.9	r 178.6
South Sudan, Rep. of	733	0.3	r 0.0	r 0.2	r 0.3	r 0.2	r 0.2	r 0.0	r 0.0
Swaziland	734	2.9	r 0.3	r 0.5	r 1.0	r 1.4	r 0.9	1.3	r 0.3	r 0.3	r 0.3	r 0.4	r 0.5
Tanzania	738	65.4	r 10.8	r 16.7	r 4.8	r 12.2	r 8.9	10.4	r 3.8	r 1.3	r 3.8	r 1.6	r 3.1
Togo	742	12.7	r 1.2	r 2.1	r 4.3	r 3.5	r 4.5	19.8	r 0.2	r 5.3	r 5.1	r 0.3	r 5.7
Uganda	746	20.1	r 4.3	r 4.5	r 3.7	r 5.5	r 3.8	6.5	r 3.3	r 4.5	r 2.0	r 1.7	r 3.2
Zambia	754	14.1	r 3.9	r 3.7	r 2.9	r 4.3	r 5.1	0.9	r 0.3	r 0.6	r 0.6	r 0.4	r 0.2
Zimbabwe	698	8.5	r 3.4	r 0.4	r 2.5	r 3.5	r 3.3	1.8	r 0.3	r 2.3	r 2.5	r 6.5	r 2.5
Africa n.s.	799	0.1	r 0.0	r 0.1	r 0.0	r 0.1	r 0.1	0.8	r 1.1	r 0.0	r 0.1	r 0.1	r 0.0
Western Hemisphere	205	10,930.0	2,787.4	2,755.9	2,882.6	2,889.7	2,869.7	36,484.2	9,509.6	10,000.5	9,991.6	10,030.5	9,983.5
Anguilla	312	0.3	r 0.2	r 0.1	r 0.1	r 0.7	r 1.3	0.0	r 0.0	r 0.0	r 0.1	r 0.0	r 0.0
Antigua and Barbuda	311	7.2	r 1.9	r 1.4	r 2.1	r 2.1	r 1.9	0.2	r 0.1	r 0.0	r 0.0	r 0.1	r 0.0
Argentina	213	231.7	r 74.7	r 112.2	r 81.7	r 68.7	r 56.1	1,207.8	r 320.4	r 272.7	r 354.1	r 445.3	r 314.4
Aruba	314	11.2	r 0.4	r 0.8	r 1.6	r 2.3	r 6.2	19.9	r 0.0	r 0.0	r 23.4	r 0.0	r 0.0
Bahamas, The	313	89.6	r 71.3	r 47.5	r 19.5	r 27.4	r 145.3	10.3	r 4.7	r 0.5	r 1.7	r 3.1	r 0.4
Barbados	316	32.5	r 6.4	r 8.1	r 7.2	r 6.8	r 7.0	8.9	r 1.9	r 2.7	r 2.6	r 2.4	r 2.3

Canada (156)

In Millions of U.S. Dollars

		Exports (FOB)						Imports (FOB)					
		2016	2017Q1	2017Q2	2017Q3	2017Q4	2018Q1	2016	2017Q1	2017Q2	2017Q3	2017Q4	2018Q1
Belize	339	8.4	r 4.9	r 2.7	r 2.1	r 2.5	r 1.3	1.5	r 0.2	r 0.4	r 0.5	r 0.4	r 0.1
Bermuda	319	56.0	r 16.7	r 9.0	r 6.4	r 7.0	r 10.1	3.0	r 0.3	r 0.3	r 0.3	r 0.4	r 0.3
Bolivia	218	19.0	r 13.8	r 5.7	r 12.3	r 4.8	r 3.8	152.7	r 43.9	r 61.6	r 43.5	r 62.6	r 46.4
Brazil	223	1,544.0	r 278.5	r 348.4	r 396.8	r 296.7	r 351.9	2,920.5	r 882.4	r 892.6	r 913.0	r 933.2	r 924.2
Chile	228	548.2	r 157.8	r 167.7	r 168.8	r 186.4	r 150.9	1,271.6	r 448.8	r 412.8	r 354.8	r 345.6	r 507.6
Colombia	233	592.4	r 117.2	r 129.3	r 176.5	r 151.1	r 189.7	595.1	r 207.3	r 219.8	r 164.2	r 165.5	r 158.7
Costa Rica	238	109.0	r 31.1	r 31.2	r 22.8	r 36.7	r 25.9	384.2	r 97.1	r 107.3	r 90.6	r 99.3	r 103.9
Curacao	354	2.6	r 0.7	r 2.0	r 2.4	r 3.1	r 4.0	0.6	r 0.3	r 0.0	r 0.0	r 0.1	r 0.0
Dominica	321	3.2	r 0.6	r 0.9	r 0.9	r 2.3	r 2.7	0.2	r 0.1	r 0.0	r 0.2	r 0.0	r 0.0
Dominican Republic	243	114.2	r 24.4	r 33.3	r 36.0	r 33.6	r 26.9	877.6	r 182.2	r 288.4	r 274.6	r 193.2	r 171.4
Ecuador	248	183.6	r 62.3	r 60.1	r 54.0	r 62.8	r 56.7	204.2	r 49.3	r 38.4	r 34.8	r 39.5	r 54.0
El Salvador	253	45.0	r 11.0	r 9.6	r 13.0	r 12.2	r 9.2	50.7	r 25.2	r 22.9	r 16.5	r 15.2	r 14.8
Falkland Islands	323	0.0	r 0.0	r 0.0	r 0.0	0.9	r 0.0	r 0.0	r 0.0	r 0.0	r 0.3
Greenland	326	17.2	r 0.8	r 6.7	r 6.9	r 1.9	r 3.3	0.5	r 0.1	r 0.0	r 0.1	r 0.2	r 0.2
Grenada	328	6.2	r 1.4	r 1.8	r 1.4	r 3.1	r 1.3	1.2	r 0.2	r 0.1	r 0.1	r 0.2	r 0.4
Guatemala	258	86.6	r 24.7	r 20.6	r 20.1	r 22.9	r 18.4	613.4	r 148.4	r 161.6	r 127.7	r 112.6	r 124.1
Guyana	336	27.9	r 2.6	r 5.0	r 4.7	r 9.9	r 4.4	503.3	r 138.8	r 122.2	r 123.5	r 124.6	r 104.8
Haiti	263	47.6	r 11.3	r 10.9	r 19.3	r 15.9	r 6.6	28.8	r 6.2	r 8.2	r 6.6	r 11.5	r 6.6
Honduras	268	28.3	r 6.6	r 7.1	r 7.7	r 12.0	r 10.9	265.2	r 74.2	r 83.5	r 73.5	r 62.3	r 77.4
Jamaica	343	85.7	r 24.2	r 22.4	r 20.3	r 27.8	r 24.9	154.1	r 49.5	r 17.7	r 41.8	r 21.1	r 22.9
Mexico	273	5,766.2	r 1,515.3	r 1,394.0	r 1,484.5	r 1,596.5	r 1,448.1	25,033.6	r 6,424.6	r 6,873.9	r 6,878.2	r 6,944.3	r 6,877.8
Montserrat	351	0.0	r 0.0	r 0.2	r 0.0	r 0.1	r 0.1	0.0	r 0.0	r 0.0	r 0.0	r 0.0	r 0.0
Netherlands Antilles	353	19.9	r 0.9	r 1.0	r 0.8	r 1.5	r 1.8	1.9	r 0.0	r 0.0	r 0.0	r 0.0	r 0.0
Nicaragua	278	23.5	r 8.3	r 7.2	r 7.8	r 7.9	r 5.4	94.2	r 19.4	r 38.4	r 22.6	r 16.5	r 21.5
Panama	283	92.7	r 36.3	r 21.7	r 23.7	r 34.1	r 23.6	5.9	r 1.0	r 4.4	r 1.5	r 1.2	r 1.0
Paraguay	288	13.1	r 3.6	r 3.2	r 2.8	r 6.5	r 3.1	11.1	r 2.0	r 1.8	r 2.6	r 2.7	r 2.1
Peru	293	574.6	r 136.1	r 152.3	r 114.1	r 135.3	r 146.1	1,846.4	r 302.0	r 331.3	r 394.2	r 361.0	r 282.4
St. Kitts and Nevis	361	6.2	r 2.1	r 1.6	r 1.6	r 1.9	r 1.2	2.3	r 0.5	r 0.8	r 0.5	r 0.8	r 0.6
St. Lucia	362	8.0	r 1.8	r 1.5	r 1.9	r 1.5	r 1.9	0.4	r 0.0	r 0.1	r 0.1	r 0.1	r 0.0
St. Vincent & Grens.	364	5.3	r 1.4	r 1.0	r 0.8	r 1.2	r 0.8	0.1	r 0.0	r 0.0	r 0.0	r 0.0	r 0.0
Suriname	366	23.6	r 4.2	r 3.9	r 6.2	r 8.7	r 5.2	7.7	r 0.6	r 1.8	r 2.6	r 4.3	r 1.7
Trinidad and Tobago	369	164.5	r 56.6	r 61.2	r 65.3	r 50.9	r 51.8	116.4	r 44.4	r 27.7	r 23.7	r 39.5	r 121.3
Uruguay	298	112.8	r 30.2	r 13.8	r 16.1	r 13.3	r 20.1	70.3	r 29.2	r 4.6	r 11.8	r 14.7	r 34.6
Venezuela, Rep. Bol.	299	192.8	r 34.9	r 39.3	r 55.0	r 23.6	r 25.4	12.8	r 3.2	r 1.0	r 3.4	r 6.3	r 4.6
Western Hem. n.s.	399	29.3	r 10.4	r 9.4	r 17.3	r 6.1	r 14.3	4.5	r 1.0	r 1.0	r 2.1	r 0.8	r 0.2
Other Countries n.i.e	910	319.9	59.5	94.5	67.8	90.2	56.6	293.4	92.6	101.9	102.6	110.3	86.7
Cuba	928	319.8	r 59.5	r 94.3	r 67.8	r 90.2	r 56.6	293.3	r 92.5	r 101.8	r 102.6	r 110.3	r 86.7
Korea, Dem. People's Rep.	954	0.0	r 0.2	r 0.0	0.1	r 0.0	r 0.0	r 0.0	r 0.0	r 0.0
Countries & Areas n.s.	898	3.1	2,917.7	r 717.4	r 770.7	r 761.0	r 787.2	r 772.1
Memorandum Items													
Africa	605	2,460.9	595.4	639.5	518.3	653.8	617.1	4,497.7	1,048.8	785.1	800.6	769.0	796.6
Middle East	405	3,324.4	894.8	888.3	650.8	895.3	1,073.5	2,401.9	757.1	745.2	806.8	913.3	922.2
European Union	998	29,936.2	7,334.1	7,741.1	7,924.3	7,785.0	8,639.1	46,044.7	11,569.8	12,971.5	12,964.5	13,138.7	13,195.5
Export earnings: fuel	080	5,299.2	1,550.1	1,480.3	1,274.5	1,496.7	1,716.7	6,661.9	1,837.2	1,963.6	1,845.2	1,788.5	1,821.5
Export earnings: nonfuel	092	384,363.4	101,179.9	104,936.9	100,049.3	106,889.7	106,025.0	396,107.8	99,099.1	108,197.5	108,303.2	108,527.8	109,083.5

Central African Republic (626)

In Millions of U.S. Dollars

		Exports (FOB)						Imports (CIF)					
		2016	2017Q1	2017Q2	2017Q3	2017Q4	2018Q1	2016	2017Q1	2017Q2	2017Q3	2017Q4	2018Q1
IFS World	
World	001	121.9	16.4	18.9	18.1	19.2	32.2	401.6	81.8	86.5	97.9	119.0	94.7
Advanced Economies	110	53.9	7.2	7.7	7.3	7.7	8.0	268.0	49.0	51.9	58.3	51.5	51.7
Euro Area	163	50.9	6.9	7.2	6.7	7.4	7.7	149.5	27.9	32.0	37.1	28.4	29.5
Austria	122	1.9	r 1.2	r 1.3	r 1.2	r 1.2	r 1.2	0.6	r 0.0	r 0.1	r 0.1	r 0.3	r 0.1
Belgium	124	1.8	r 0.5	r 0.6	r 0.4	r 0.4	r 0.5	7.5	r 1.6	r 5.2	r 1.7	r 1.6	r 2.3
Finland	172	0.1	r 0.0
France	132	43.0	r 4.9	r 5.0	r 4.8	r 5.3	r 5.6	84.8	r 16.0	r 14.8	r 17.7	r 16.6	r 19.9
Germany	134	3.3	r 0.0	r 0.3	r 0.2	r 0.4	r 0.0	5.0	r 1.2	r 1.1	r 5.6	r 2.1	r 0.4
Greece	174	0.2	r 0.0	r 0.1	r 0.0	r 0.0
Italy	136	0.7	r 0.1	r 0.2	r 0.1	r 0.1	r 0.1	28.3	r 4.6	r 6.1	r 6.1	r 2.7	r 2.1
Lithuania	946	r 0.0	r 0.0	r 0.1	r 0.0	r 0.0	r 0.0
Netherlands	138	19.0	r 4.1	r 3.8	r 5.1	r 4.4	r 3.7
Portugal	182	0.2	r 0.0	r 0.0	r 0.0	r 0.0	r 0.1	0.1	r 0.0	r 0.0	r 0.0	r 0.0	r 0.0
Spain	184	0.0	r 0.0	r 0.0	r 0.0	r 0.0	3.7	r 0.4	r 0.7	r 0.7	r 0.6	r 1.0
Australia	193	e 0.0	e 0.0	e 0.1	1.2	r 0.1	r 0.0	r 0.0	r 0.0	r 0.1
Canada	156	0.6	r 0.2	r 0.0	r 0.1	r 0.1	r 0.0
China,P.R.: Hong Kong	532	0.8	r 0.0	r 0.1	r 0.0	0.1	r 0.0	r 0.0	r 0.0	r 0.0	r 0.0
Czech Republic	935	e 0.0	0.5	r 0.0	r 0.0
Denmark	128	0.7	r 0.0	7.9	r 1.4	r 1.4	r 1.3	r 2.1	r 1.1
Iceland	176	1.2	r 0.3	r 0.3	r 0.3	r 0.3	r 0.3	0.0	r 0.0	r 0.0	r 0.0	r 0.0	r 0.0
Israel	436	3.6	r 0.2
Japan	158	0.0	r 0.0	r 0.0	r 0.0	r 0.0	r 0.0	45.2	r 5.3	r 5.4	r 5.8	r 5.5	r 5.8
Korea, Republic of	542	0.6	r 0.3	r 0.2	r 0.1	r 0.3	r 0.1
New Zealand	196	e 0.0	e 0.0	e 0.2	e 0.1	e 0.0	e 0.0	0.1	r 0.0	r 0.0	r 0.0	r 0.0	r 0.0
Norway	142	e 0.0	e 0.0	0.3	r 0.0	r 0.0	r 0.0
Singapore	576	0.1	r 0.0	r 0.0	r 0.0	r 0.0	r 0.0
Sweden	144	1.5	r 0.0	r 0.0	r 0.1	r 0.2	r 0.0
Switzerland	146	4.7	r 1.1	r 1.1	r 1.9	r 1.2	r 1.1
Taiwan Prov.of China	528	e 0.4	e 0.2
United Kingdom	112	12.3	r 0.6	r 0.9	r 0.8	r 0.7	r 3.4
United States	111	39.6	r 12.0	r 10.9	r 11.1	r 12.9	r 10.3
Emerg. & Dev. Economies	200	67.9	9.2	11.1	10.7	11.5	24.2	133.3	32.7	34.5	39.5	67.4	43.0
Emerg. & Dev. Asia	505	12.2	2.2	3.5	3.2	2.8	5.0	55.9	11.8	11.0	13.4	41.0	12.7
Bangladesh	513	0.0	r 0.0	r 0.0	r 0.0	r 0.1	r 0.1	0.0	r 0.0	r 0.0	r 0.0	r 0.0	r 0.0
Cambodia	522	e 0.1	e 0.0	e 0.0	e 0.0	e 0.0	e 0.0
China,P.R.: Mainland	924	9.0	r 1.3	r 2.5	r 2.3	r 1.8	r 3.2	35.2	r 7.9	r 8.3	r 5.5	r 9.3	r 10.6
F.T. New Caledonia	839	e 0.1	e 0.0	e 0.0	e 0.0	e 0.0	e 0.0	0.0	r 0.0	r 0.0	r 0.0	r 0.0	r 0.0
India	534	14.4	r 3.6	r 2.4	r 7.0	r 30.9	r 1.9
Indonesia	536	1.4	r 0.1	r 0.1	r 0.1	r 0.2	r 0.1
Malaysia	548	3.8
Myanmar	518	e 0.1	e 0.2	e 0.1	e 0.2	e 0.2	e 0.2
Philippines	566	r 0.2	r 0.0	0.1	r 0.0	r 0.0	r 0.1	r 0.0	r 0.0
Thailand	578	0.7	r 0.1	r 0.1	r 0.6	r 0.5	r 0.0
Vietnam	582	3.1	r 0.5	r 0.8	r 0.7	r 0.7	r 1.4	0.1	r 0.0	r 0.0	r 0.0	r 0.0	r 0.0
Asia n.s.	598	0.2	r 0.0	r 0.0	r 0.0	r 0.1	r 0.0
Europe	170	32.9	1.4	0.1	0.0	0.0	0.1	3.8	0.4	0.5	1.1	1.0	0.7
Emerg. & Dev. Europe	903	0.1	0.0	0.1	0.0	0.0	0.1	1.2	0.3	0.4	0.4	0.7	0.4
Croatia	960	0.0	0.0	r 0.1	r 0.0	r 0.3	r 0.0
Hungary	944	0.8	r 0.2	r 0.2	r 0.2	r 0.2	r 0.2
Kosovo	967	e 0.0	e 0.0	e 0.0	e 0.0	e 0.0	e 0.0	e 0.0	e 0.0	e 0.0	e 0.0	e 0.1	e 0.0
Macedonia, FYR	962	e 0.0	e 0.0	e 0.0	e 0.0	e 0.0	e 0.1
Poland	964	r 0.0	0.3	r 0.0	r 0.1	r 0.1	r 0.1	r 0.1
Serbia, Republic of	942	e 0.0	e 0.1	e 0.0	e 0.0	0.0	r 0.0
CIS	901	32.8	1.4	0.0	0.0	0.0	0.0	2.0	0.0	0.0	0.5	0.2	0.2
Belarus	913	e 32.8	e 1.4	r 0.0	r 0.2
Russian Federation	922	0.3
Ukraine	926	1.7	r 0.5	r 0.1
Europe n.s.	884	0.6	r 0.1	r 0.1	r 0.2	r 0.2	r 0.1

Central African Republic (626)

In Millions of U.S. Dollars

		Exports (FOB)						Imports (CIF)					
		2016	2017Q1	2017Q2	2017Q3	2017Q4	2018Q1	2016	2017Q1	2017Q2	2017Q3	2017Q4	2018Q1
Mid East, N Africa, Pak	440	0.8	2.1	2.1	2.8	3.8	9.4	17.4	3.5	4.2	4.7	5.1	12.2
Afghanistan, I.R. of	512	2.0	r 0.4	r 0.5	r 0.5	r 0.7	r 0.4
Egypt	469	0.2	r 0.0	r 0.0	r 0.1	r 0.1	r 0.0
Lebanon	446	0.0	r 0.0	r 0.0	r 0.0	r 0.0	1.1	r 0.2	r 0.2	r 0.2	r 0.1	r 0.3
Mauritania	682	4.0	r 0.8	r 1.0	r 1.1	r 1.4	r 0.9
Morocco	686	0.0	r 0.0	r 0.0	r 0.0	r 0.0	r 0.0	0.9	r 0.1	r 0.2	r 0.4	r 0.1	r 8.4
Pakistan	564	r 0.1	r 0.0	r 2.1	3.5	r 0.9	r 0.9	r 0.9	r 0.9	r 0.9
Saudi Arabia	456	r 0.0	r 2.4	r 0.0	r 0.1	0.0	r 0.0	r 0.0	r 0.0	r 0.0
Tunisia	744	0.0	r 0.0	r 0.0	r 0.0	r 0.0	r 0.0	0.3	r 0.0	r 0.1	r 0.1	r 0.0	r 0.0
United Arab Emirates	466	0.7	r 2.0	r 2.1	r 0.2	r 1.7	r 9.3	5.5	r 1.1	r 1.3	r 1.5	r 1.9	r 1.2
Sub-Saharan Africa	603	21.8	3.5	5.5	4.7	4.9	9.6	46.2	15.8	17.4	19.0	18.8	16.3
Benin	638	0.0	r 0.0	r 0.0	r 0.0	r 0.0	r 0.0	1.9	r 0.4	r 0.5	r 0.5	r 0.7	r 0.4
Burundi	618	12.6	r 2.0	r 3.2	r 2.7	r 2.8	r 5.6
Cameroon	622	7.5	r 1.2	r 1.9	r 1.6	r 1.7	r 3.3	19.8	r 3.7	r 4.7	r 5.4	r 7.0	r 4.5
Chad	628	0.8	r 0.1	r 0.2	r 0.2	r 0.2	r 0.3	0.3	r 0.1	r 0.1	r 0.1	r 0.1	r 0.1
Congo, Dem. Rep. of	636	0.2	r 0.0	r 0.1	r 0.1	r 0.1	r 0.1	0.3	r 0.1	r 0.1	r 0.1	r 0.1	r 0.1
Congo, Republic of	634	0.1	r 0.0	r 0.0	r 0.0	r 0.0	r 0.0	0.3	r 0.1	r 0.1	r 0.1	r 0.1	r 0.1
Côte d'Ivoire	662	0.0	r 0.0	r 0.0	r 0.0	r 0.0	r 0.0	1.1	r 0.2	r 0.3	r 0.3	r 0.4	r 0.2
Ghana	652	0.2	r 0.0	r 0.0	r 0.0	r 0.1	r 0.0
Kenya	664	1.1	r 0.1	r 0.1	r 0.1	r 0.1	r 0.1
Mauritius	684	0.4	r 0.1	r 0.1	r 0.1	r 0.1	r 0.1
Namibia	728	1.6	r 0.3	r 0.4	r 0.4	r 0.5	r 0.3
Niger	692	0.1	r 0.0	r 0.0	r 0.0	r 0.0	r 0.0
Senegal	722	0.5	r 0.1	r 0.1	r 0.1	r 0.1	r 0.1	6.1	r 1.7	r 2.0	r 3.3	r 1.0	r 1.0
South Africa	199	7.1	r 7.2	r 7.1	r 7.0	r 7.0	r 7.9
Togo	742	0.1	r 0.0	r 0.0	r 0.0	r 0.0	r 0.0
Uganda	746	5.5	r 1.4	r 1.4	r 1.4	r 1.4	r 1.4
Zambia	754	e 0.0	e 0.0	0.2	r 0.5	r 0.6	r 0.1
Western Hemisphere	205	0.1	0.0	0.0	0.0	0.0	0.0	10.0	1.3	1.3	1.3	1.5	1.2
Argentina	213	e 0.0	0.3	r 0.0	r 0.1	r 0.1	r 0.0	r 0.0
Brazil	223	7.1	r 0.4	r 0.2	r 0.2	r 0.3	r 0.3
Chile	228	e 0.1	e 0.0	e 0.0	e 0.0	e 0.0	e 0.0	0.1	r 0.4	r 0.4	r 0.4	r 0.4	r 0.4
Haiti	263	0.5	r 0.1	r 0.1	r 0.1	r 0.2	r 0.1
Mexico	273	0.2	r 0.1	r 0.1	r 0.1	r 0.1	r 0.1
Suriname	366	0.1	r 0.0	r 0.0	r 0.0	r 0.0	r 0.0
Western Hem. n.s.	399	1.6	r 0.3	r 0.4	r 0.4	r 0.5	r 0.3
Other Countries n.i.e	910	0.1	0.0	0.0	0.0	0.0	0.0	0.2	0.0	0.1	0.1	0.1	0.1
Korea, Dem. People's Rep.	954	0.1	r 0.0	r 0.0	r 0.0	r 0.0	r 0.0	0.2	r 0.0	r 0.1	r 0.1	r 0.1	r 0.1
Memorandum Items													
Africa	605	21.8	3.5	5.5	4.7	4.9	9.7	51.3	16.7	18.7	20.6	20.2	25.6
Middle East	405	0.7	2.1	2.1	2.7	1.7	9.4	6.8	1.3	1.6	1.8	2.1	1.5
European Union	998	51.6	6.9	7.2	6.7	7.4	7.7	172.9	30.2	34.7	39.6	32.0	34.4
Export earnings: fuel	080	1.6	2.2	2.3	2.9	1.9	9.8	6.5	1.2	1.5	1.7	2.1	1.4
Export earnings: nonfuel	092	120.2	14.1	16.6	15.2	17.3	22.4	395.0	80.6	85.0	96.2	116.8	93.4

Chad (628)

In Millions of U.S. Dollars

		Exports (FOB)						Imports (CIF)					
		2016	2017Q1	2017Q2	2017Q3	2017Q4	2018Q1	2016	2017Q1	2017Q2	2017Q3	2017Q4	2018Q1
IFS World	
World	001	1,570.9	269.0	227.1	300.7	430.0	379.7	638.3	140.7	144.5	167.6	192.6	211.0
Advanced Economies	110	1,075.8	94.6	80.9	165.3	378.2	256.4	300.9	47.3	52.3	61.7	84.8	83.7
Euro Area	163	119.9	5.5	23.6	60.2	132.2	76.8	236.5	35.7	38.0	47.4	60.0	61.4
Austria	122	e 0.0	e 5.7	e 0.3	e 1.2	e 0.2	e 0.2	e 1.0
Belgium	124	e 0.0	e 0.0	e 0.1	e 0.0	e 0.0	e 28.6	e 4.9	e 4.3	e 5.8	e 8.9	e 6.5
Finland	172	e 0.0	e 0.8	e 0.1	e 0.2	e 0.2	e 0.4	e 0.0
France	132	e 95.7	e 2.9	e 1.5	e 3.0	e 2.6	e 1.6	e 128.8	e 21.7	e 21.1	e 26.2	e 35.6	e 21.8
Germany	134	e 3.6	e 0.4	e 0.8	e 0.9	e 0.0	e 0.1	e 21.7	e 2.4	e 2.7	e 2.8	e 4.1	e 2.7
Greece	174	e 0.2	e 0.0	e 0.1	e 0.0	e 0.0	e 0.0	e 0.0	e 0.1
Ireland	178	e 0.2	e 0.1	e 0.0	e 0.0	e 0.0	e 2.1	e 0.5	e 0.6	e 0.6	e 0.1	e 0.1
Italy	136	e 0.0	e 0.5	e 0.0	e 0.0	e 0.8	e 0.5	e 10.9	e 1.1	e 2.4	e 2.8	e 3.9	e 0.6
Latvia	941	e 0.0	e 0.0	e 0.0	e 9.9	e 0.0	e 0.0	e 0.0	e 0.0	e 5.0
Lithuania	946	e 0.1	e 0.0	e 0.0	e 0.3	e 0.0	e 0.0
Luxembourg	137	e 0.0	e 0.0	e 0.0	e 0.7	e 0.0	e 0.0	e 0.8	e 0.0	e 0.0
Malta	181	e 1.6	e 0.7	e 0.5	e 0.0	e 0.2	e 1.1
Netherlands	138	e 14.3	e 0.0	e 19.8	e 54.3	e 126.6	e 73.7	e 14.0	e 2.5	e 3.0	e 3.0	e 3.8	e 20.6
Portugal	182	e 5.7	e 1.6	e 1.5	e 1.6	e 2.2	e 0.9	e 3.1	e 0.5	e 0.4	e 0.2	e 0.4	e 0.3
Slovak Republic	936	e 0.0	e 0.0	e 0.1
Slovenia	961	e 1.1	e 0.0
Spain	184	e 0.1	e 0.0	e 0.0	e 0.2	e 0.0	e 0.0	e 7.5	e 1.0	e 1.6	e 4.6	e 2.4	e 1.5
Australia	193	e 0.0	e 0.0	e 0.0	e 0.0	e 1.4	e 0.0	e 0.0	e 1.1	e 0.0	e 0.0
Canada	156	e 0.3	e 0.1	e 0.1	e 0.0	e 0.1	e 0.1	e 1.6	e 0.2	e 0.6	e 0.8	e 1.9	e 4.0
China,P.R.: Hong Kong	532	e 0.0	e 0.1	e 0.0	e 0.0	e 0.0	e 0.0	e 3.5	e 1.1	e 0.7	e 2.5	e 0.6	e 1.1
Czech Republic	935	e 0.3	e 0.0	e 0.1	e 0.1	e 0.1	e 0.1
Denmark	128	e 0.0	e 0.0	e 3.0	e 0.8	e 0.2	e 0.8	e 0.4	e 1.4
Israel	436	e 0.0	e 2.1
Japan	158	e 61.3	e 0.0	e 0.0	e 0.0	e 0.0	e 8.9	e 0.4	e 1.4	e 2.0	e 0.2	e 1.3
Korea, Republic of	542	e 18.6	e 0.0	e 1.1	e 0.2	e 0.2	e 1.0	e 0.1	e 0.3
New Zealand	196	e 0.0	e 0.0	e 0.0	e 0.0	e 0.3	e 0.2
Norway	142	e 0.0	e 0.0	e 0.0	e 0.0	e 0.0	e 0.1	e 0.0	e 0.0	e 0.0	e 0.1
Singapore	576	e 0.2	e 0.1	e 0.1	e 0.0	e 0.1	e 0.5	e 0.0	e 0.4	e 0.4
Sweden	144	e 0.0	e 0.0	e 0.0	e 0.0	e 0.0	e 0.3	e 0.5	e 0.2	e 0.0	e 0.2	e 0.1
Switzerland	146	e 0.0	e 0.0	e 0.0	e 0.0	e 0.0	e 2.5	e 0.5	e 0.9	e 0.2	e 0.6	e 0.4
Taiwan Prov.of China	528	e 26.9	e 0.2
United Kingdom	112	e 0.9	e 0.0	e 0.1	e 0.7	e 0.0	e 0.0	e 3.7	e 2.9	e 2.9	e 2.1	e 2.1	e 4.1
United States	111	e 847.8	e 88.9	e 56.9	e 104.3	e 245.7	e 179.5	e 34.9	e 5.0	e 6.8	e 3.6	e 18.0	e 9.0
Emerg. & Dev. Economies	200	494.8	174.3	146.2	135.3	51.8	123.2	337.3	93.4	92.2	105.9	107.8	127.3
Emerg. & Dev. Asia	505	306.6	139.7	109.3	102.6	22.7	94.7	145.4	33.8	35.8	39.5	44.0	55.3
Bangladesh	513	e 51.5	e 2.0	e 6.5	e 15.6	e 20.9	e 7.3
China,P.R.: Mainland	924	e 98.8	e 109.9	e 101.3	e 1.7	e 0.5	e 0.0	e 102.3	e 25.1	e 29.6	e 31.3	e 36.2	e 40.9
India	534	e 133.0	e 27.5	e 1.1	e 52.0	e 0.7	e 87.2	e 39.7	e 8.6	e 4.9	e 7.4	e 6.8	e 9.9
Indonesia	536	e 2.0	e 0.3	e 0.4	e 1.7	e 0.4	e 0.1	e 2.2	e 0.1	e 0.0	e 0.2	e 0.0
Malaysia	548	e 0.0	e 0.1	e 0.1	e 0.3	e 0.1	e 0.3	e 0.3
Philippines	566	e 0.1	e 0.0	e 0.0	e 0.0	e 0.0	e 0.0
Thailand	578	e 21.2	e 0.0	e 0.0	e 31.6	e 0.2	e 0.0	e 1.0	e 0.0	e 1.2	e 0.4	e 0.8	e 4.3
Europe	170	22.3	5.1	7.2	9.8	3.8	5.4	24.1	6.0	6.9	8.4	9.0	11.0
Emerg. & Dev. Europe	903	22.3	5.1	7.2	9.8	3.8	5.4	23.3	6.0	6.3	7.4	8.4	8.5
Albania	914	e 0.1	e 0.0
Bosnia and Herzegovina	963	e 0.0	e 0.0	e 0.0	e 0.4
Bulgaria	918	e 0.0	e 0.1	e 0.0	e 0.0	e 0.0
Hungary	944	e 0.0	e 0.3	e 0.1	e 0.1	e 0.0	e 0.0	e 0.4
Poland	964	e 0.0	e 0.0	e 0.0	e 0.0	e 0.0	e 3.2	e 0.8	e 1.0	e 1.9	e 2.0	e 2.1
Romania	968	e 0.0	e 0.1	e 0.1	e 0.8	e 1.8	e 0.5
Serbia, Republic of	942	e 0.0	e 0.0	e 0.1	e 0.0
Turkey	186	e 22.3	e 5.1	e 7.2	e 9.7	e 3.8	e 5.4	e 19.6	e 5.0	e 5.1	e 4.5	e 4.2	e 5.5
CIS	901	0.0	0.0	0.0	0.0	0.0	0.8	0.0	0.6	1.0	0.5	2.5
Belarus	913	e 0.1	e 0.0	e 0.0	e 0.6
Kyrgyz Republic	917	e 0.2
Russian Federation	922	e 0.0	e 0.0	e 0.0	e 0.0	e 0.0	e 0.4	e 0.6	e 1.0	e 0.5	e 0.5

Chad (628)

In Millions of U.S. Dollars

		Exports (FOB)						Imports (CIF)					
		2016	2017Q1	2017Q2	2017Q3	2017Q4	2018Q1	2016	2017Q1	2017Q2	2017Q3	2017Q4	2018Q1
Ukraine	926	e 1.4
Mid East, N Africa, Pak	440	163.2	27.2	27.0	20.4	22.3	20.5	15.6	1.9	2.5	1.9	2.7	2.0
Algeria	612	e 0.0	e 0.1	e 0.0	e 0.0	e 0.0
Bahrain, Kingdom of	419	e 2.8	e 0.0	e 0.0
Jordan	439	e 1.1	e 0.0	e 0.5	e 0.2	e 0.0	e 0.2
Lebanon	446	e 0.0	e 0.6	e 0.1	e 0.2	e 0.0	e 0.6	e 0.0
Morocco	686	e 0.2	e 0.0	e 0.0	e 0.0	e 4.4	e 0.3	e 0.7	e 0.5	e 0.7	e 0.9
Oman	449	e 0.1	e 0.0	e 0.0	e 0.0	e 0.0	e 0.0
Pakistan	564	e 1.1	e 0.1	e 0.1	e 0.1	e 0.0	e 0.0	e 0.0	e 0.0	e 0.0	e 0.0
Qatar	453	e 0.0	e 0.2	e 0.1	e 0.0	e 0.0
Saudi Arabia	456	e 0.0	e 0.0	e 1.6	e 0.4	e 0.6	e 0.9	e 0.1	e 0.2
Tunisia	744	e 0.0	e 0.0	e 0.0	e 7.5	e 0.9	e 0.5	e 0.2	e 1.2	e 0.6
United Arab Emirates	466	e 159.2	e 27.2	e 26.8	e 20.2	e 22.3	e 20.5
Sub-Saharan Africa	603	2.4	2.2	2.6	2.5	2.8	2.5	149.6	51.6	47.0	55.6	51.7	58.5
Benin	638	e 0.0	e 0.0	e 0.0	e 0.0	e 0.0	e 0.0	e 0.8	e 0.1	e 0.3	e 0.4	e 0.1	e 0.2
Burkina Faso	748	e 0.0	e 0.0	e 0.0	e 0.0	e 0.0	e 0.0	e 0.1	e 0.0	e 0.1	e 0.1	e 0.1	e 0.1
Cameroon	622	e 0.5	e 1.8	e 2.2	e 2.2	e 2.5	e 2.2	e 97.3	e 36.3	e 31.8	e 37.5	e 39.1	e 34.3
Central African Rep.	626	e 0.3	e 0.0	e 0.1	e 0.1	e 0.1	e 0.1	e 0.8	e 0.1	e 0.2	e 0.2	e 0.2	e 0.4
Congo, Republic of	634	e 0.3	e 0.0	e 0.0	e 0.0	e 0.0	e 0.0	e 0.1	e 0.0	e 0.0	e 0.0	e 0.0	e 0.0
Côte d'Ivoire	662	e 0.0	e 0.0	e 0.0	e 0.0	e 0.0	e 0.0	e 5.1	e 1.8	e 1.6	e 1.0	e 1.2	e 1.9
Ethiopia	644	e 0.0	e 0.0	e 0.0	e 0.0	e 0.0	e 0.0	e 0.1	e 0.0	e 0.0	e 0.0	e 0.0	e 0.0
Gabon	646	e 0.0	e 0.0	e 0.0	e 0.0	e 0.0	e 0.0	e 2.2	e 0.7	e 0.7	e 0.8	e 0.7	e 1.1
Ghana	652	e 0.1	e 0.0	e 0.0	e 0.0	e 0.0	e 0.0	e 0.1	e 0.2	e 0.3	e 0.2	e 0.3	e 0.3
Kenya	664	e 0.2	e 0.0	e 0.0	e 0.0	e 0.4	e 0.0	e 0.2	e 0.1	e 0.2	e 0.3
Mauritius	684	e 0.0	e 0.0	e 0.0	e 0.1	e 0.0	e 0.0	e 0.1
Nigeria	694	e 0.9	e 0.2	e 0.2	e 0.2	e 0.2	e 0.2	e 11.8	e 3.5	e 3.6	e 4.1	e 4.9	e 5.8
Senegal	722	e 24.8	e 7.4	e 7.6	e 10.5	e 2.2	e 11.1
South Africa	199	e 0.1	e 0.0	e 0.0	e 0.0	e 0.0	e 0.0	e 1.0	e 0.5	e 0.3	e 0.6	e 1.4	e 0.7
Tanzania	738	e 0.0	e 0.0	e 0.0	e 3.7	e 0.7	e 0.1	e 0.0	e 0.0
Togo	742	e 0.0	e 1.1	e 0.2	e 0.3	e 0.0	e 1.1	e 2.4
Western Hemisphere	205	0.2	0.0	0.0	0.1	0.1	0.0	2.6	0.2	0.0	0.5	0.4	0.4
Brazil	223	e 0.0	e 0.0	e 0.0	e 2.1	e 0.2	e 0.0	e 0.4	e 0.2	e 0.3
Dominican Republic	243	e 0.1	e 0.0	e 0.0	e 0.0	e 0.0	e 0.0	e 0.0	e 0.0	e 0.0	e 0.0	e 0.0
Mexico	273	e 0.1	e 0.0	e 0.0	e 0.0	e 0.0	e 0.0	e 0.5	e 0.0	e 0.0	e 0.0	e 0.2	e 0.1
Other Countries n.i.e	910	0.2	0.0	0.1	0.1	0.1	0.0
Cuba	928	e 0.2	e 0.0	e 0.1	e 0.1	e 0.1	e 0.0
Memorandum Items													
Africa	605	2.6	2.2	2.7	2.6	2.8	2.5	161.5	52.8	48.2	56.3	53.6	60.0
Middle East	405	161.9	27.2	26.8	20.3	22.3	20.5	3.7	0.7	1.3	1.2	0.8	0.5
European Union	998	120.8	5.5	23.7	60.9	132.3	76.8	247.5	40.8	42.7	53.2	66.6	70.1
Export earnings: fuel	080	163.2	27.4	27.2	20.5	22.6	20.7	16.5	4.7	5.5	6.9	6.3	7.7
Export earnings: nonfuel	092	1,407.7	241.6	200.0	280.2	407.5	359.0	621.8	136.0	139.0	160.6	186.3	203.4

Chile (228)

In Millions of U.S. Dollars

		Exports (FOB)						Imports (CIF)					
		2016	2017Q1	2017Q2	2017Q3	2017Q4	2018Q1	2016	2017Q1	2017Q2	2017Q3	2017Q4	2018Q1
IFS World		60,733.4	15,707.7	16,538.8	17,768.6	19,214.8	19,702.3	58,830.0	15,510.0	15,518.0	16,563.0	17,571.0	16,335.2
World	001	60,733.4	15,707.7	16,538.8	17,768.6	19,214.8	19,704.0	58,782.1	15,483.3	15,477.0	16,565.8	17,536.3	17,321.5
Advanced Economies	110	28,640.8	7,934.6	8,076.4	8,130.1	8,608.4	9,468.2	25,828.6	6,694.5	6,537.7	6,909.7	7,360.9	7,111.5
Euro Area	163	6,434.1	1,645.6	1,779.3	1,951.3	2,052.4	1,802.5	8,598.2	1,945.0	2,003.5	2,141.0	2,250.5	2,122.6
Austria	122	52.7	r 18.5	r 18.9	r 15.6	r 18.2	r 22.8	246.1	r 70.2	r 68.7	r 69.4	r 72.7	r 65.4
Belgium	124	553.2	r 125.3	r 131.6	r 127.4	r 129.3	r 151.8	394.0	r 83.9	r 88.6	r 102.9	r 109.7	r 95.4
Cyprus	423	2.7	r 0.7	r 0.8	r 0.9	r 0.7	r 1.2	0.7	r 0.3	r 0.3	r 0.1	r 0.4	r 0.2
Estonia	939	15.7	r 4.5	r 4.0	r 2.7	r 2.7	r 0.7	7.3	r 1.4	r 1.7	r 2.5	r 2.4	r 4.1
Finland	172	120.5	r 39.4	r 46.4	r 51.6	r 120.0	r 76.8	266.6	r 81.4	r 70.1	r 60.4	r 70.2	r 67.7
France	132	815.4	r 186.9	r 253.1	r 220.6	r 242.1	r 243.6	1,896.4	r 295.9	r 326.5	r 319.4	r 337.1	r 340.3
Germany	134	710.6	r 262.0	r 232.5	r 308.4	r 282.0	r 266.2	2,288.2	r 624.8	r 616.9	r 652.1	r 756.3	r 684.1
Greece	174	87.8	r 20.5	r 26.1	r 16.5	r 14.0	r 13.9	31.8	r 2.6	r 3.5	r 6.2	r 5.2	r 5.8
Ireland	178	56.5	r 9.7	r 16.6	r 16.1	r 13.1	r 12.8	130.8	r 28.4	r 25.5	r 29.6	r 38.3	r 29.6
Italy	136	870.7	r 186.3	r 279.7	r 221.8	r 223.9	r 175.9	1,091.7	r 264.8	r 278.8	r 333.2	r 317.5	r 283.8
Latvia	941	7.5	r 2.0	r 4.4	r 1.9	r 2.6	r 2.3	5.5	r 1.9	r 1.3	r 2.3	r 1.7	r 1.4
Lithuania	946	19.3	r 2.9	r 4.2	r 5.9	r 4.9	r 5.3	7.1	r 1.8	r 1.7	r 2.2	r 2.5	r 2.8
Luxembourg	137	0.7	r 0.1	r 0.0	r 0.1	r 0.1	r 0.1	6.8	r 1.8	r 2.7	r 3.2	r 3.2	r 4.4
Malta	181	3.3	r 1.1	r 1.1	r 1.1	r 1.2	r 0.2	1.5	r 0.2	r 0.2	r 0.2	r 0.2	r 0.4
Netherlands	138	1,669.5	r 393.5	r 391.6	r 433.9	r 439.4	r 434.3	510.9	r 120.6	r 120.6	r 116.4	r 134.4	r 117.0
Portugal	182	38.1	r 13.8	r 18.0	r 13.1	r 9.6	r 10.4	130.2	r 30.1	r 33.3	r 43.8	r 34.7	r 37.6
Slovak Republic	936	1.5	r 0.1	r 0.4	r 0.5	r 0.9	r 0.2	16.9	r 3.4	r 4.6	r 5.3	r 5.5	r 4.7
Slovenia	961	1.7	r 0.4	r 0.3	r 1.2	r 0.6	r 0.3	17.5	r 3.3	r 3.3	r 4.3	r 6.4	r 4.6
Spain	184	1,406.8	r 377.8	r 349.7	r 512.0	r 547.2	r 383.8	1,548.1	r 328.4	r 355.1	r 387.5	r 352.3	r 373.2
Australia	193	314.3	r 57.1	r 64.0	r 52.9	r 51.1	r 53.3	356.0	r 104.4	r 61.7	r 88.6	r 91.3	r 61.1
Canada	156	973.5	r 391.7	r 346.4	r 322.8	r 329.0	r 321.7	638.8	r 169.5	r 207.9	r 191.4	r 199.6	r 198.6
China,P.R.: Hong Kong	532	104.4	r 36.0	r 23.0	r 22.7	r 23.6	r 42.7	71.6	r 17.1	r 20.8	r 20.4	r 25.2	r 16.8
China,P.R.: Macao	546	0.1	r 0.0	r 0.1	r 0.0	0.7	r 0.0	r 0.0	r 0.0	r 0.1	r 0.0
Czech Republic	935	9.4	r 3.1	r 4.3	r 3.3	r 3.8	r 3.7	84.2	r 16.4	r 14.6	r 15.3	r 24.6	r 17.5
Denmark	128	259.6	r 48.8	r 61.9	r 37.0	r 46.7	r 51.6	291.2	r 43.2	r 37.6	r 47.1	r 42.7	r 52.3
Iceland	176	4.5	r 0.3	r 0.8	r 1.4	r 0.7	r 1.8	4.0	r 1.7	r 2.5	r 4.2	r 1.8	r 3.1
Israel	436	85.3	r 28.0	r 23.6	r 25.4	r 26.7	r 34.4	143.7	r 26.2	r 28.8	r 32.4	r 35.3	r 26.8
Japan	158	5,187.6	r 1,541.9	r 1,576.9	r 1,462.3	r 1,864.0	r 1,969.5	1,965.7	r 561.1	r 485.4	r 539.8	r 539.5	r 544.2
Korea, Republic of	542	4,205.5	r 922.9	r 1,059.7	r 1,081.1	r 1,222.2	r 1,208.5	1,755.2	r 552.7	r 490.6	r 461.8	r 450.7	r 436.6
New Zealand	196	76.2	r 19.4	r 15.6	r 18.3	r 14.6	r 18.0	90.3	r 39.2	r 30.5	r 36.2	r 24.3	r 30.4
Norway	142	42.6	r 10.0	r 11.2	r 10.3	r 10.6	r 8.1	146.0	r 15.4	r 14.8	r 24.6	r 21.6	r 24.2
San Marino	135	0.0	r 0.0	r 0.0	r 0.0	r 0.0	0.1	r 0.0	r 0.1	r 0.0	r 0.0
Singapore	576	75.5	r 16.0	r 15.7	r 16.1	r 15.7	r 15.8	78.4	r 19.5	r 23.0	r 17.5	r 26.1	r 19.3
Sweden	144	123.6	r 18.8	r 19.5	r 17.9	r 11.3	r 34.7	347.0	r 100.2	r 84.2	r 87.6	r 104.8	r 107.3
Switzerland	146	500.0	r 90.3	r 93.2	r 99.9	r 119.0	r 120.1	259.8	r 58.1	r 67.3	r 66.2	r 67.0	r 64.4
Taiwan Prov.of China	528	1,122.6	r 292.2	r 343.3	r 343.3	r 304.4	r 326.8	291.0	r 60.8	r 61.0	r 79.8	r 78.2	r 73.9
United Kingdom	112	640.4	r 163.9	r 156.2	r 144.1	r 166.3	r 199.5	470.4	r 128.7	r 115.0	r 185.2	r 130.6	r 149.4
United States	111	8,481.5	r 2,648.4	r 2,481.7	r 2,520.0	r 2,346.3	r 3,255.5	10,236.5	r 2,835.4	r 2,788.5	r 2,870.6	r 3,247.0	r 3,163.2
Emerg. & Dev. Economies	200	31,778.7	7,679.6	8,364.9	9,556.5	10,518.6	10,137.0	31,484.8	8,392.0	8,615.0	9,319.4	9,639.3	9,783.8
Emerg. & Dev. Asia	505	19,563.2	4,556.0	5,056.2	5,923.2	6,928.5	6,764.2	16,865.8	4,233.9	4,457.3	5,102.0	4,968.7	5,187.5
Bangladesh	513	15.1	r 4.3	r 8.2	r 10.2	r 5.6	r 3.5	68.9	r 19.7	r 17.2	r 21.8	r 25.3	r 25.9
Brunei Darussalam	516	r 0.2	r 0.2	r 0.3	r 0.3	0.0
Cambodia	522	1.2	r 0.3	r 0.5	r 0.2	r 0.3	r 0.3	33.3	r 8.2	r 12.0	r 11.7	r 15.7	r 10.0
China,P.R.: Mainland	924	17,394.0	r 3,835.1	r 4,080.9	r 5,162.5	r 6,012.4	r 5,978.2	14,180.9	r 3,509.1	r 3,646.0	r 4,264.2	r 4,085.5	r 4,317.5
Fiji	819	1.0	r 0.2	r 0.1	r 0.3	r 0.2	r 0.2	0.0	r 0.0	r 0.0	r 0.0	r 0.0	r 0.0
F.T. French Polynesia	887	1.1	r 0.3	r 0.5	r 0.2	r 0.2	r 0.2	0.0	r 0.0	r 0.0
India	534	1,392.3	r 457.7	r 625.3	r 477.4	r 608.4	r 513.3	723.8	r 180.3	r 198.2	r 206.6	r 221.9	r 212.7
Indonesia	536	63.1	r 14.1	r 60.2	r 12.0	r 13.5	r 16.7	164.3	r 42.2	r 53.1	r 54.1	r 60.4	r 45.3
Kiribati	826	r 0.1	r 0.0
Lao People's Dem.Rep	544	0.4	r 0.2	r 0.1	r 0.8	r 0.1	r 0.3	0.0	r 0.0	r 0.0	r 0.1	r 0.0	r 0.0
Malaysia	548	121.5	r 16.7	r 61.9	r 53.8	r 68.3	r 39.8	193.6	r 43.4	r 41.7	r 64.7	r 56.3	r 60.2
Maldives	556	0.3	r 0.1	r 0.1	r 0.1	r 0.0	r 0.1	r 0.0
Micronesia	868	0.1	r 0.0	r 0.0	r 0.1	r 0.0	r 0.0	0.0	r 0.0	r 0.0	r 0.0	r 0.0
Mongolia	948	0.2	r 0.1	r 0.1	r 0.0	r 0.2	r 0.1	r 0.0	r 0.0	r 0.1
Myanmar	518	0.2	r 0.0	r 0.0	r 0.0	r 0.0	r 0.0	2.0	r 0.8	r 0.9	r 0.9	r 2.1	r 1.0
Nepal	558	0.2	r 0.1	r 0.1	r 0.1	0.2	r 0.0	r 0.1	r 0.1	r 0.0	r 0.1

Chile (228)

In Millions of U.S. Dollars

		Exports (FOB)						Imports (CIF)					
		2016	2017Q1	2017Q2	2017Q3	2017Q4	2018Q1	2016	2017Q1	2017Q2	2017Q3	2017Q4	2018Q1
Papua New Guinea	853	1.1	r 0.0	r 4.5	r 3.8	r 0.0	r 0.1	r 0.0	r 0.2	r 0.0
Philippines	566	56.2	r 72.5	r 45.8	r 49.7	r 65.3	r 11.2	45.3	r 11.2	r 13.6	r 13.0	r 17.5	r 16.2
Samoa	862	0.2	r 0.1	r 0.1	r 0.0	r 0.1	0.2	r 0.1	r 0.0	r 0.0
Sri Lanka	524	9.8	r 2.0	r 1.1	r 1.6	r 2.4	r 2.1	45.1	r 11.9	r 12.7	r 15.1	r 14.9	r 11.5
Thailand	578	307.4	r 87.4	r 97.9	r 75.5	r 76.5	r 119.7	667.7	r 204.8	r 233.3	r 241.7	r 219.0	r 279.9
Tonga	866	0.6	r 0.1	r 0.0	r 0.1	r 0.1	r 0.1	r 0.0
Tuvalu	869	r 2.7	r 0.0	r 0.0	r 0.0	r 0.0
Vanuatu	846	0.0	0.1	r 0.0	r 0.1	r 0.2	r 0.0
Vietnam	582	197.4	r 64.7	r 68.6	r 71.5	r 74.4	r 78.0	740.6	r 202.4	r 228.5	r 207.9	r 249.8	r 207.3
Europe	170	1,118.0	300.7	438.2	384.1	438.3	485.5	653.2	167.8	147.1	196.9	170.8	186.4
Emerg. & Dev. Europe	903	591.9	149.7	210.6	191.3	275.2	187.9	575.7	151.8	131.1	171.4	150.1	166.3
Albania	914	0.0	r 0.0	1.0	r 0.1	r 0.0	r 0.1	r 0.4	r 0.3
Bosnia and Herzegovina	963	0.4	r 0.1	r 0.1	r 0.0	r 0.3	r 0.1	1.5	r 0.7	r 0.5	r 0.4	r 0.6	r 0.4
Bulgaria	918	245.6	r 71.4	r 57.4	r 100.5	r 192.8	r 99.1	8.1	r 1.9	r 1.6	r 3.5	r 3.6	r 1.9
Croatia	960	2.5	r 0.1	r 0.4	r 0.6	r 0.5	r 0.5	8.0	r 0.6	r 0.7	r 0.6	r 1.0	r 1.5
Gibraltar	823	0.0	r 0.0	r 0.1
Hungary	944	10.1	r 2.6	r 2.5	r 2.7	r 3.7	r 4.2	106.4	r 20.0	r 17.4	r 28.7	r 18.1	r 20.0
Macedonia, FYR	962	1.2	r 0.1	r 0.0	0.5	r 0.0	r 0.0	r 0.1	r 0.0	r 0.0
Poland	964	78.8	r 19.7	r 14.3	r 25.5	r 24.3	r 17.7	101.5	r 30.4	r 29.0	r 39.5	r 30.7	r 47.4
Romania	968	17.3	r 0.7	r 2.5	r 2.0	r 1.5	r 2.9	39.8	r 10.6	r 8.0	r 15.4	r 16.7	r 21.4
Turkey	186	235.9	r 55.1	r 133.3	r 59.9	r 52.1	r 63.3	308.9	r 87.4	r 73.8	r 83.2	r 79.1	r 73.4
CIS	901	526.1	151.0	227.6	192.9	163.0	297.6	77.5	16.1	16.0	25.5	20.7	20.1
Armenia	911	0.4	r 0.0	r 0.2	r 0.2	r 0.1	r 0.1	0.0	r 0.0	r 0.0	r 0.0	r 0.0
Azerbaijan, Rep. of	912	0.0	r 0.2	r 0.1
Belarus	913	3.0	r 0.3	r 0.8	r 0.9	r 1.8	r 2.7	0.4	r 0.0	r 0.4	r 0.0	r 0.1	r 0.1
Kazakhstan	916	2.7	r 1.7	r 0.4	r 0.7	r 1.3	r 0.2	3.3	r 1.6	r 0.4	r 0.1	r 0.1	r 0.0
Kyrgyz Republic	917	0.1	0.0	r 0.0	r 0.0	r 0.0	r 0.0
Moldova	921	0.8	r 0.1	r 0.2	r 0.1	0.6	r 0.2	r 0.4	r 0.0	r 0.9	r 0.0
Russian Federation	922	510.4	r 145.9	r 221.2	r 186.5	r 154.8	r 289.8	56.6	r 13.1	r 13.1	r 24.0	r 17.5	r 18.4
Tajikistan	923	0.0	r 0.0	r 0.0	r 0.0	r 0.1
Ukraine	926	8.6	r 3.0	r 4.9	r 4.1	r 4.8	r 4.8	15.8	r 1.0	r 1.6	r 1.3	r 2.0	r 1.6
Uzbekistan	927	0.2	r 0.1	r 0.0	0.7	r 0.1	r 0.1	r 0.0	r 0.0	r 0.0
Mid East, N Africa, Pak	440	439.9	80.0	125.7	113.7	118.6	107.3	191.2	39.5	35.7	67.1	42.3	40.7
Afghanistan, I.R. of	512	0.0	r 0.3	r 0.0
Algeria	612	3.2	r 0.8	r 0.5	r 0.8	r 0.4	r 0.3	0.0	r 0.0	r 0.0	r 0.0	r 0.0	r 0.0
Bahrain, Kingdom of	419	52.9	r 13.1	r 17.0	r 18.6	r 22.2	r 23.3	0.2	r 1.7	r 0.0	r 0.1	r 0.1	r 0.1
Egypt	469	43.1	r 0.8	r 1.8	r 2.4	r 1.3	r 1.6	8.1	r 1.7	r 2.9	r 3.8	r 2.3	r 2.3
Iran, I.R. of	429	20.1	r 4.7	r 2.2	r 3.4	r 2.4	r 5.4	1.1	r 0.3	r 0.1	r 0.2	r 0.2	r 0.2
Iraq	433	1.8	r 0.4	r 0.8	r 0.4	r 1.0	r 0.5	0.1	r 0.0	r 0.0	r 0.0
Jordan	439	6.8	r 2.3	r 2.2	r 1.3	r 0.3	r 2.2	3.9	r 1.3	r 1.0	r 0.8	r 0.7	r 1.4
Kuwait	443	4.9	r 1.6	r 2.9	r 1.6	r 0.6	r 1.4	0.3	r 0.0	r 0.0	r 0.0	r 0.0
Lebanon	446	3.3	r 0.7	r 2.2	r 1.5	r 1.1	r 0.8	0.4	r 0.0	r 0.1	r 0.0	r 0.0	r 0.0
Libya	672	3.1	r 0.4	r 1.0	r 0.2	0.0	r 0.0	r 0.0	r 0.1
Mauritania	682	0.1	r 0.1	r 0.0	r 0.0	r 0.0	r 0.0	0.0	r 0.0	r 0.0	r 0.2	r 0.0	r 0.0
Morocco	686	3.5	r 0.4	r 5.1	r 5.1	r 0.4	r 0.2	11.5	r 2.9	r 4.7	r 5.0	r 4.2	r 2.5
Oman	449	64.2	r 2.6	r 2.8	r 5.9	r 25.3	r 16.5	0.2	r 0.0	r 0.6	r 0.1	r 0.0	r 0.1
Pakistan	564	16.4	r 5.6	r 5.9	r 3.5	r 8.0	r 10.6	67.4	r 18.0	r 15.4	r 21.2	r 16.2	r 19.6
Qatar	453	7.7	r 1.6	r 2.1	r 2.4	r 1.4	r 1.7	16.7	r 0.1	r 0.1	r 14.3	r 0.0	r 0.0
Saudi Arabia	456	123.0	r 22.0	r 35.8	r 29.8	r 14.7	r 20.3	16.2	r 6.1	r 4.2	r 5.4	r 3.1	r 4.2
Sudan	732	0.6	r 0.1	r 0.2	r 0.1	0.0	r 0.0	r 0.0
Syrian Arab Republic	463	0.0	r 0.0	0.1	r 0.0	r 0.0	r 0.0	r 0.0	r 0.0
Tunisia	744	1.9	r 0.1	r 0.5	r 0.4	r 0.9	r 0.4	2.0	r 0.2	r 0.6	r 1.2	r 0.5	r 0.5
United Arab Emirates	466	83.2	r 22.8	r 42.4	r 36.3	r 38.7	r 22.1	62.8	r 7.1	r 6.0	r 14.6	r 14.7	r 9.8
Sub-Saharan Africa	603	194.2	30.1	63.9	47.5	36.5	98.0	97.5	18.9	38.4	23.2	20.3	41.6
Angola	614	2.5	r 0.2	r 0.9	r 2.3	r 0.4	r 1.6	2.6	r 2.3	r 4.8	r 2.0	r 1.2	r 2.0
Benin	638	2.4	r 0.0	r 0.0	r 0.3	r 0.1	r 0.1	0.0	r 0.0
Botswana	616	0.1	r 0.0	r 0.0	r 0.0	0.0	r 0.0
Burkina Faso	748	0.1	r 0.1	r 0.0	r 0.0	r 0.1	r 0.0	r 0.0	r 0.0
Cabo Verde	624	0.1	r 0.1	r 0.0	r 0.0	r 0.0	r 0.0
Cameroon	622	0.4	r 0.3	r 0.1	r 0.4	r 0.5	0.0	r 0.0	r 0.0	r 0.1

Chile (228)

In Millions of U.S. Dollars

		Exports (FOB)						Imports (CIF)					
		2016	2017Q1	2017Q2	2017Q3	2017Q4	2018Q1	2016	2017Q1	2017Q2	2017Q3	2017Q4	2018Q1
Central African Rep.	626	0.0	r 0.0	r 0.0	0.1	r 0.0	r 0.0	r 0.0	r 0.0	r 0.0
Congo, Dem. Rep. of	636	r 0.0	r 0.1	r 0.3	r 0.2	0.0	r 0.0	r 0.5
Congo, Republic of	634	0.7	r 0.0	r 0.0	r 0.4	r 0.3	r 0.4
Côte d'Ivoire	662	0.4	r 0.0	r 0.7	r 0.8	r 1.1	r 8.4	5.6	r 1.1	r 0.9	r 0.8	r 1.1	r 1.1
Equatorial Guinea	642	2.8	r 0.0	r 0.1	r 0.2	r 0.1	r 0.1	13.9	r 17.0	r 19.5
Ethiopia	644	0.3	r 0.1	r 0.2	r 0.2	r 0.0	r 0.2	0.4	r 0.1	r 0.2	r 0.0	r 0.1	r 0.0
Gabon	646	0.4	r 0.0	r 0.2	r 0.2	r 0.3	r 0.5	0.1	r 0.1	r 0.1	r 0.1	r 0.0	r 0.1
Gambia, The	648	0.0	r 0.0	r 0.0	r 0.0	r 0.3	r 1.1
Ghana	652	6.6	r 1.4	r 1.1	r 2.9	r 1.9	r 5.0	0.1	r 0.0	r 0.1	r 0.0	r 0.1	r 0.0
Guinea	656	0.1	r 0.1	r 0.1	r 0.0	r 0.2	r 0.0	r 0.0
Kenya	664	3.9	r 0.4	r 0.3	r 0.3	r 0.4	r 0.2	4.3	r 0.1	r 2.0	r 1.0	r 1.7	r 2.5
Lesotho	666	0.0	r 0.0	r 0.2	r 0.1	r 0.0
Liberia	668	1.0	r 0.2	r 0.2	r 0.2	r 0.1	r 0.2	0.0	r 0.0
Madagascar	674	0.0	0.2	r 0.1	r 0.1	r 0.1	r 0.1	r 0.1
Malawi	676	0.2	r 0.0
Mali	678	0.1	r 0.0	r 0.0	r 0.0	r 0.0	0.0	r 0.0	r 0.0
Mauritius	684	0.4	r 9.2	r 0.1	r 0.4	r 0.0	r 0.1	0.3	r 0.1	r 0.0	r 0.0	r 0.0	r 0.0
Mozambique	688	5.2	r 1.0	r 1.2	r 2.0	r 1.7	r 7.5	0.0	r 0.1	r 0.3
Namibia	728	47.1	r 18.3	r 0.0	0.3	r 0.0	r 0.1	r 0.0	r 0.1	r 0.0
Niger	692	0.0	r 0.0	r 0.1	r 0.0	r 0.0	r 0.0
Nigeria	694	26.4	r 1.6	r 15.3	r 15.8	r 2.6	r 12.3	0.4	r 0.0	r 0.0	r 0.0	r 0.0
Senegal	722	0.2	r 0.1	r 0.3	r 0.1	r 0.1	r 0.3	0.0	r 0.0	r 0.1	r 0.0
Seychelles	718	0.2	r 0.1	r 0.1	r 0.1	r 0.0	r 0.0	0.3	r 0.2	r 0.2	r 0.0
Sierra Leone	724	0.3	r 0.0	r 0.0	r 0.1	r 0.0	0.0	r 0.1	r 0.0	r 0.0	r 0.0
South Africa	199	90.5	r 15.2	r 22.8	r 20.8	r 26.4	r 59.7	67.8	r 14.6	r 12.6	r 18.5	r 15.2	r 13.9
Tanzania	738	0.3	r 0.1	r 0.0	r 0.1	r 0.1	r 0.0	0.5	r 0.0	r 0.2	r 0.2	r 0.2	r 0.2
Togo	742	0.2	r 0.0	r 0.1	r 0.1	r 0.0
Uganda	746	r 0.0	r 0.0	0.2	r 0.0	r 0.1	r 0.0	r 0.0	r 0.0
Zambia	754	1.3	r 0.1	r 1.3	r 0.1	r 0.1	r 0.3	0.0	r 0.0	r 0.0	r 0.0	r 0.0
Zimbabwe	698	0.0	r 0.0	r 0.2	r 0.1	r 0.2
Western Hemisphere	205	10,463.5	2,712.7	2,680.9	3,088.0	2,996.7	2,681.9	13,677.0	3,931.9	3,936.6	3,930.2	4,437.2	4,327.6
Anguilla	312	0.1	r 0.0	r 0.0	r 0.0	r 0.0	r 0.0	0.0	r 0.0	r 0.0	r 0.0	r 0.0	r 0.0
Antigua and Barbuda	311	1.2	r 0.2	r 0.2	r 0.3	r 0.4	r 0.5	r 0.0	r 0.0	r 0.0	r 0.0
Argentina	213	738.4	r 221.9	r 200.1	r 320.5	r 226.9	r 183.5	2,465.3	r 732.7	r 674.7	r 759.4	r 758.2	r 804.5
Aruba	314	2.0	r 0.3	r 0.7	r 0.4	r 0.6	r 0.4	0.1	r 0.0	r 0.0	r 0.0
Bahamas, The	313	1.3	r 0.4	r 0.3	r 0.4	r 0.3	r 0.5	1.5	r 0.1	r 0.0	r 0.0	r 0.0
Barbados	316	2.2	r 0.6	r 0.6	r 0.6	r 0.6	r 0.5	0.1	r 0.0	r 0.0	r 0.0	r 0.6	r 0.2
Belize	339	2.0	r 0.5	r 0.4	r 0.5	r 0.4	r 0.4	0.0	r 0.1	r 0.1	r 0.0	r 0.1	r 0.0
Bolivia	218	1,207.8	r 280.5	r 265.9	r 309.0	r 346.2	r 288.4	115.1	r 26.7	r 31.3	r 27.8	r 33.6	r 27.9
Brazil	223	2,968.4	r 785.3	r 798.4	r 950.2	r 906.6	r 794.8	4,725.2	r 1,303.5	r 1,266.0	r 1,282.1	r 1,755.0	r 1,513.7
Colombia	233	742.4	r 188.1	r 162.7	r 188.6	r 162.9	r 157.8	797.6	r 271.0	r 299.1	r 315.3	r 297.3	r 310.8
Costa Rica	238	269.2	r 57.9	r 65.2	r 56.7	r 61.7	r 70.3	36.4	r 7.7	r 9.5	r 8.8	r 10.1	r 10.3
Dominica	321	0.4	r 0.1	r 0.1	r 0.1	r 0.0	r 0.4	0.0	r 0.0	r 0.0	r 0.1
Dominican Republic	243	77.5	r 20.3	r 27.5	r 28.2	r 25.5	r 18.7	16.4	r 3.5	r 3.2	r 4.0	r 3.8	r 5.0
Ecuador	248	429.9	r 114.2	r 114.0	r 146.8	r 132.3	r 101.6	941.5	r 359.5	r 431.0	r 281.9	r 360.9	r 341.1
El Salvador	253	58.3	r 16.6	r 19.1	r 20.9	r 17.1	r 18.0	7.9	r 1.9	r 2.5	r 2.0	r 2.4	r 1.9
Grenada	328	0.4	r 0.1	r 0.1	r 0.1	r 0.1	r 0.1	0.0	r 0.0
Guatemala	258	101.6	r 26.5	r 29.9	r 28.3	r 24.4	r 24.8	95.3	r 26.2	r 25.5	r 19.9	r 20.0	r 56.7
Guyana	336	1.9	r 0.4	r 0.4	r 0.4	r 0.5	r 0.7	0.0	r 0.0	r 0.1
Haiti	263	3.4	r 0.7	r 0.6	r 1.0	r 0.9	r 0.7	0.9	r 0.1	r 0.1	r 0.6	r 0.5	r 0.3
Honduras	268	46.3	r 10.1	r 9.6	r 9.2	r 9.0	r 10.6	8.5	r 1.7	r 1.2	r 1.1	r 2.5	r 1.4
Jamaica	343	12.8	r 2.4	r 2.7	r 4.7	r 3.3	r 3.5	0.1	r 0.1	r 0.0	r 0.6	r 0.1	r 0.0
Mexico	273	1,206.5	r 302.5	r 289.4	r 281.8	r 298.5	r 327.6	1,990.2	r 498.1	r 523.4	r 546.8	r 568.0	r 562.8
Netherlands Antilles	353	3.2	r 0.6	r 1.1	r 0.8	r 1.1	r 0.9	0.0	r 0.0	r 0.0
Nicaragua	278	34.1	r 7.9	r 9.2	r 9.0	r 8.7	r 9.2	3.4	r 1.0	r 0.7	r 0.7	r 0.7	r 1.5
Panama	283	152.1	r 75.7	r 58.5	r 54.2	r 59.1	r 44.5	70.6	r 11.1	r 13.3	r 21.0	r 23.0	r 15.4
Paraguay	288	553.8	r 171.7	r 144.6	r 160.6	r 150.8	r 153.1	558.1	r 139.3	r 153.9	r 172.5	r 191.5	r 144.4
Peru	293	1,549.5	r 379.5	r 431.4	r 454.9	r 500.2	r 407.8	993.3	r 246.5	r 247.5	r 220.3	r 224.1	r 292.9
St. Kitts and Nevis	361	0.1	r 0.1	r 0.1	r 0.0	r 0.1
St. Lucia	362	0.8	r 0.2	r 0.2	r 0.3	r 0.1	r 0.2	0.0

Chile (228)

In Millions of U.S. Dollars

		Exports (FOB)						Imports (CIF)					
		2016	2017Q1	2017Q2	2017Q3	2017Q4	2018Q1	2016	2017Q1	2017Q2	2017Q3	2017Q4	2018Q1
St. Vincent & Grens.	364	0.5	r 0.0	r 0.1	r 0.1	r 0.1	r 0.2	0.3	r 0.0	r 0.0
Suriname	366	1.3	r 0.3	r 1.1	r 1.2	r 0.5	r 0.4	0.0
Trinidad and Tobago	369	17.4	r 4.1	r 5.2	r 5.9	r 4.1	r 4.0	622.4	r 253.6	r 186.7	r 225.4	r 136.1	r 184.6
Uruguay	298	130.9	r 28.7	r 28.4	r 31.2	r 34.6	r 30.5	164.5	r 34.8	r 35.4	r 33.1	r 36.8	r 36.2
Venezuela, Rep. Bol.	299	146.0	r 14.3	r 13.0	r 21.1	r 19.4	r 27.5	62.2	r 12.7	r 31.4	r 6.8	r 11.8	r 15.9
Other Countries n.i.e	910	35.5	5.0	5.7	7.5	10.7	6.4	4.2	0.6	1.0	0.7	1.4	1.1
Cuba	928	35.5	r 5.0	r 5.7	r 7.5	r 10.7	r 6.4	4.2	r 0.6	r 1.0	r 0.7	r 1.4	r 1.1
Countries & Areas n.s.	898	278.4	r 88.4	r 91.8	r 74.5	r 77.0	r 92.5	1,464.5	r 396.2	r 323.3	r 335.9	r 534.7	r 425.1
Memorandum Items													
Africa	605	203.5	31.7	70.2	54.0	38.2	98.9	111.0	22.0	43.8	29.6	25.0	44.6
Middle East	405	414.1	72.9	113.4	103.7	108.9	95.8	110.2	18.3	14.9	39.2	21.4	18.1
European Union	998	7,821.4	1,974.8	2,098.5	2,284.9	2,503.4	2,216.4	10,054.7	2,297.0	2,311.6	2,563.8	2,623.3	2,541.3
Export earnings: fuel	080	3,453.7	820.9	906.8	977.4	931.6	975.8	2,713.4	955.9	1,025.9	918.0	876.8	934.6
Export earnings: nonfuel	092	57,279.8	14,886.7	15,632.1	16,791.3	18,283.2	18,728.2	56,068.6	14,527.4	14,451.1	15,647.9	16,659.6	16,387.0

China, P.R.: Mainland (924)

In Millions of U.S. Dollars

		Exports (FOB)						Imports (CIF)					
		2016	2017Q1	2017Q2	2017Q3	2017Q4	2018Q1	2016	2017Q1	2017Q2	2017Q3	2017Q4	2018Q1
IFS World		2,136,708.3	480,169.0	565,299.6	597,284.2	637,614.0	557,809.8	1,589,463.4	417,304.6	445,103.9	478,949.8	504,616.7	505,531.3
World	001	2,136,594.8	483,432.1	567,386.0	591,118.1	638,158.1	546,229.3	1,589,460.2	417,320.1	440,429.1	469,302.2	505,074.3	497,111.4
Advanced Economies	110	1,403,499.1	316,538.6	361,947.6	387,397.5	421,851.7	352,136.4	965,958.8	249,556.7	260,040.1	278,633.0	299,406.2	289,954.8
Euro Area	163	240,802.5	57,006.0	65,748.1	68,908.1	73,128.0	65,223.8	168,328.7	43,154.1	47,937.9	53,302.8	52,363.2	50,637.4
Austria	122	2,245.6	r 558.6	r 614.8	r 668.0	r 685.7	r 620.5	5,004.1	r 1,166.3	r 1,453.6	r 1,617.5	r 1,619.6	r 1,585.6
Belgium	124	14,987.3	r 3,555.3	r 3,983.5	r 4,246.0	r 4,106.3	r 3,911.8	6,867.0	r 1,745.4	r 1,878.1	r 1,868.1	r 2,055.7	r 1,674.9
Cyprus	423	471.0	r 173.0	r 104.9	r 115.1	r 130.2	r 121.2	47.8	r 14.3	r 13.0	r 17.1	r 9.0	r 12.3
Estonia	939	968.6	r 224.5	r 241.1	r 266.0	r 259.9	r 238.8	211.5	r 71.9	r 59.6	r 57.2	r 72.0	r 58.5
Finland	172	2,912.9	r 646.8	r 749.3	r 725.0	r 728.5	r 701.4	3,451.8	r 1,005.9	r 1,092.8	r 1,059.2	r 1,094.1	r 1,163.3
France	132	25,303.2	r 5,939.1	r 7,166.7	r 7,369.4	r 7,648.7	r 6,958.2	22,699.6	r 5,531.0	r 6,685.3	r 7,790.9	r 7,292.2	r 6,336.9
Germany	134	66,044.1	r 15,747.7	r 17,720.8	r 18,478.4	r 19,516.9	r 17,429.5	86,376.9	r 21,253.9	r 23,475.6	r 26,208.5	r 26,007.3	r 25,198.3
Greece	174	4,296.2	r 958.0	r 1,144.8	r 1,171.6	r 1,543.0	r 1,554.7	284.7	r 84.0	r 93.3	r 128.1	r 121.9	r 127.3
Ireland	178	2,812.6	r 562.8	r 679.9	r 813.6	r 869.4	r 770.0	5,279.0	r 2,173.4	r 1,994.2	r 2,092.9	r 1,874.6	r 2,383.7
Italy	136	26,565.2	r 6,305.3	r 7,834.9	r 7,516.9	r 7,625.0	r 7,487.9	16,738.0	r 4,207.8	r 5,059.5	r 5,732.9	r 5,414.1	r 4,999.8
Latvia	941	1,081.1	r 245.9	r 290.6	r 291.9	r 320.0	r 305.3	132.2	r 40.9	r 41.3	r 41.1	r 53.9	r 55.3
Lithuania	946	1,301.5	r 322.9	r 406.5	r 416.3	r 455.4	r 407.0	163.5	r 48.7	r 58.9	r 67.5	r 79.6	r 84.3
Luxembourg	137	1,255.5	r 133.0	r 123.1	r 186.7	r 258.3	r 172.0	305.7	r 75.8	r 78.8	r 78.8	r 74.4	r 73.2
Malta	181	1,603.3	r 537.6	r 600.6	r 464.4	r 522.6	r 338.4	399.9	r 107.6	r 109.6	r 102.4	r 90.0	r 81.1
Netherlands	138	58,051.7	r 14,201.8	r 15,687.0	r 17,550.4	r 20,148.5	r 16,240.7	9,741.9	r 2,764.1	r 2,804.1	r 2,856.7	r 2,781.3	r 3,346.8
Portugal	182	4,039.8	r 720.9	r 1,081.0	r 913.8	r 769.9	r 816.7	1,580.9	r 446.7	r 490.0	r 592.6	r 602.8	r 530.4
Slovak Republic	936	2,870.1	r 701.6	r 617.4	r 719.4	r 693.7	r 580.8	2,407.1	r 596.4	r 599.3	r 638.5	r 750.8	r 592.8
Slovenia	961	2,293.3	r 584.8	r 689.5	r 729.6	r 889.7	r 1,080.7	436.5	r 92.1	r 117.7	r 139.2	r 146.0	r 138.8
Spain	184	21,699.3	r 4,886.4	r 6,011.6	r 6,265.7	r 5,956.2	r 5,488.1	6,200.4	r 1,727.9	r 1,833.0	r 2,213.7	r 2,224.0	r 2,194.3
Australia	193	38,061.2	r 9,031.1	r 9,650.4	r 10,556.4	r 12,463.4	r 10,081.8	70,127.2	r 23,727.8	r 23,262.5	r 21,858.7	r 23,958.8	r 25,440.6
Canada	156	27,854.7	r 6,373.7	r 7,949.3	r 8,884.1	r 8,558.2	r 7,036.2	18,248.1	r 5,355.1	r 5,005.3	r 4,734.6	r 5,252.0	r 5,997.8
China,P.R.: Hong Kong	532	293,996.7	r 58,003.3	r 65,551.9	r 71,153.5	r 87,209.2	r 64,998.9	17,016.7	r 1,733.2	r 1,758.4	r 2,010.2	r 2,000.3	r 1,622.4
China,P.R.: Macao	546	3,352.3	r 593.5	r 684.1	r 674.7	r 1,257.9	r 659.5	139.7	r 22.1	r 34.6	r 25.8	r 21.5	r 16.3
Czech Republic	935	8,061.2	r 1,883.8	r 1,972.2	r 2,327.5	r 2,610.4	r 2,270.5	2,948.1	r 808.0	r 868.8	r 982.9	r 1,034.4	r 1,104.8
Denmark	128	5,459.3	r 1,568.2	r 1,578.0	r 1,632.4	r 1,744.3	r 1,761.1	4,267.1	r 918.0	r 1,009.3	r 1,157.5	r 1,125.1	r 987.5
Iceland	176	134.3	r 29.7	r 22.3	r 27.6	r 32.1	r 58.2	95.3	r 15.1	r 22.4	r 30.9	r 41.7	r 23.1
Israel	436	8,351.5	r 1,894.3	r 2,405.4	r 2,426.1	r 2,296.0	r 2,210.4	3,201.6	r 879.9	r 999.0	r 1,154.2	r 1,166.3	r 1,387.0
Japan	158	129,617.5	r 32,258.7	r 33,075.3	r 34,200.0	r 37,994.5	r 34,456.1	145,524.0	r 36,625.7	r 40,530.1	r 43,593.1	r 45,024.2	r 41,360.3
Korea, Republic of	542	95,815.6	r 23,751.5	r 25,946.7	r 25,599.3	r 27,744.6	r 24,827.6	159,187.1	r 40,309.6	r 40,672.0	r 46,190.6	r 50,389.8	r 47,241.9
New Zealand	196	4,882.0	r 1,060.4	r 1,256.9	r 1,400.5	r 1,417.3	r 1,211.7	7,143.6	r 2,324.8	r 2,344.5	r 2,395.0	r 2,307.6	r 2,983.3
Norway	142	2,618.3	r 571.6	r 726.8	r 618.5	r 572.8	r 582.5	3,189.7	r 765.8	r 771.2	r 746.1	r 844.5	r 801.8
San Marino	135	1.5	r 1.0	r 1.5	r 1.2	r 1.9	r 1.4	1.0	r 0.4	r 0.6	r 1.1	r 1.0	r 2.0
Singapore	576	47,447.4	r 10,640.9	r 11,179.5	r 11,236.0	r 13,176.7	r 11,538.2	25,920.9	r 7,804.0	r 7,533.5	r 8,521.3	r 9,643.0	r 8,286.4
Sweden	144	6,345.7	r 1,559.8	r 1,795.5	r 1,875.7	r 1,830.6	r 1,677.2	6,140.1	r 1,650.0	r 2,037.7	r 2,094.4	r 2,099.1	r 2,374.4
Switzerland	146	3,253.2	r 755.3	r 808.5	r 805.1	r 855.3	r 792.3	40,092.4	r 7,179.3	r 6,967.4	r 4,899.4	r 9,101.5	r 11,998.5
Taiwan Prov.of China	528	41,084.0	r 9,347.0	r 10,961.3	r 11,298.3	r 12,421.1	r 10,862.3	140,077.0	r 32,502.3	r 35,521.4	r 41,964.3	r 45,365.1	r 40,180.4
United Kingdom	112	56,645.7	r 12,025.6	r 14,487.1	r 16,130.1	r 14,764.5	r 11,723.5	18,648.0	r 5,193.8	r 5,624.6	r 5,477.0	r 5,953.9	r 5,577.8
United States	111	389,714.4	r 88,183.2	r 106,146.6	r 117,642.3	r 121,772.9	r 100,163.2	135,662.3	r 38,587.7	r 37,139.1	r 37,493.1	r 41,713.0	r 41,931.0
Vatican	187	r 0.0	r 0.0	r 0.1	r 0.0	0.0	r 0.0
Emerg. & Dev. Economies	200	726,977.2	165,898.1	204,138.9	202,490.1	215,074.8	193,493.8	490,082.1	139,749.6	148,531.3	153,889.6	166,929.9	174,029.5
Emerg. & Dev. Asia	505	303,345.8	71,900.7	83,421.4	82,951.5	93,273.6	84,125.4	189,161.7	49,444.6	53,415.9	58,435.3	66,599.5	61,880.6
Bangladesh	513	14,694.8	r 3,338.0	r 4,179.9	r 3,506.3	r 4,219.3	r 4,050.1	858.1	r 239.7	r 224.9	r 216.3	r 192.1	r 230.9
Bhutan	514	5.1	r 2.1	r 1.8	r 0.8	r 1.5	r 1.1	0.1	r 0.1	r 0.1	r 0.0	r 0.0	r 0.0
Brunei Darussalam	516	610.7	r 102.9	r 158.2	r 154.0	r 241.4	r 333.3	207.4	r 116.1	r 73.4	r 86.1	r 65.6	r 27.0
Cambodia	522	4,010.6	r 994.6	r 1,317.6	r 1,226.4	r 1,278.1	r 1,191.9	830.9	r 196.0	r 266.1	r 315.7	r 230.8	r 256.1
Fiji	819	400.1	r 69.5	r 90.8	r 97.7	r 111.0	r 93.1	17.2	r 0.9	r 5.0	r 3.2	r 8.3	r 4.1
F.T. French Polynesia	887	54.4	r 12.2	r 13.2	r 17.6	r 16.8	r 13.5	6.6	r 1.0	r 2.6	r 1.2	r 1.3	r 1.4
F.T. New Caledonia	839	87.6	r 14.9	r 21.8	r 25.5	r 23.5	r 31.3	495.2	r 224.3	r 187.4	r 180.7	r 188.5	r 246.5
India	534	59,435.2	r 14,929.1	r 17,569.4	r 17,799.9	r 17,844.9	r 17,599.5	11,759.6	r 4,196.3	r 4,039.2	r 3,712.6	r 4,407.6	r 4,578.9
Indonesia	536	32,835.3	r 7,657.4	r 8,613.7	r 8,376.2	r 10,232.1	r 9,440.3	21,256.3	r 6,629.1	r 6,441.5	r 6,865.5	r 8,575.8	r 8,799.1
Kiribati	826	26.5	r 2.8	r 4.1	r 4.2	r 5.4	r 3.2	9.5	r 0.0	r 0.3	r 0.1	r 0.1
Lao People's Dem.Rep	544	1,010.7	r 317.6	r 350.2	r 307.0	r 450.9	r 327.9	1,343.6	r 367.2	r 363.7	r 300.0	r 475.7	r 512.2
Malaysia	548	39,426.3	r 9,194.0	r 10,719.4	r 10,057.8	r 12,300.7	r 10,260.0	49,044.4	r 12,110.1	r 13,375.3	r 14,322.9	r 14,545.6	r 14,275.6
Maldives	556	342.2	r 59.5	r 85.8	r 66.2	r 88.8	r 104.4	0.2	r 0.1	r 0.1	r 0.1	r 0.2	r 6.2
Marshall Islands	867	1,020.0	r 1,288.4	r 802.7	r 531.8	r 461.6	r 1,073.9	3.8	r 4.4	r 1.3	r 12.6	r 0.0	r 6.9
Micronesia	868	6.9	r 2.6	r 5.6	r 7.7	r 10.7	r 4.4	0.4	r 1.1	r 2.8	r 5.0	r 2.7	r 3.6

China, P.R.: Mainland (924)

In Millions of U.S. Dollars

		Exports (FOB)						Imports (CIF)					
		2016	2017Q1	2017Q2	2017Q3	2017Q4	2018Q1	2016	2017Q1	2017Q2	2017Q3	2017Q4	2018Q1
Mongolia	948	995.0	r 225.8	r 376.9	r 406.7	r 346.2	r 282.5	3,533.1	r 1,115.0	r 1,405.1	r 1,159.6	r 1,326.2	r 1,199.6
Myanmar	518	8,308.7	r 2,075.2	r 2,299.3	r 2,074.8	r 2,596.4	r 2,608.1	4,220.4	r 1,021.7	r 1,140.8	r 1,029.5	r 1,329.1	r 1,349.7
Nauru	836	1.6	r 0.1	r 0.1	r 0.1	r 0.1	r 0.4	0.0	r 0.1	r 0.0	r 0.0	r 0.2	r 0.0
Nepal	558	873.5	r 196.9	r 242.3	r 263.6	r 271.7	r 234.8	22.4	r 4.3	r 4.0	r 4.0	r 4.8	r 4.9
Palau	565	20.7	r 2.1	r 5.1	r 6.6	r 3.8	r 2.3	0.0	r 0.0	r 0.0	r 0.0	r 0.0
Papua New Guinea	853	669.4	r 156.0	r 195.2	r 198.1	r 230.1	r 162.4	1,661.1	r 427.2	r 414.4	r 539.6	r 678.7	r 527.7
Philippines	566	30,354.6	r 6,985.3	r 8,103.8	r 7,954.2	r 9,146.1	r 7,199.7	17,352.2	r 3,936.8	r 4,625.0	r 5,341.4	r 5,293.1	r 4,808.0
Samoa	862	73.5	r 14.1	r 17.6	r 16.7	r 16.6	r 14.0	0.8	r 0.0	r 0.2	r 0.2	r 0.1	r 0.1
Solomon Islands	813	103.0	r 20.1	r 27.3	r 23.1	r 29.1	r 23.8	376.3	r 115.4	r 131.1	r 135.7	r 175.0	r 170.1
Sri Lanka	524	4,384.0	r 984.4	r 983.0	r 1,029.5	r 1,113.9	r 1,024.2	274.0	r 74.4	r 69.4	r 87.4	r 78.3	r 80.0
Thailand	578	38,296.7	r 8,544.2	r 9,719.5	r 10,022.0	r 10,597.2	r 10,166.9	38,671.3	r 9,657.6	r 10,103.1	r 11,094.4	r 11,006.3	r 10,553.3
Timor-Leste	537	171.9	r 29.5	r 38.7	r 23.0	r 42.0	r 15.8	0.3	r 0.4	r 0.0	r 0.6	r 0.6	r 0.3
Tonga	866	31.7	r 6.5	r 6.2	r 9.0	r 6.6	r 5.2	0.0	r 0.0	r 0.4	r 0.2	r 0.0
Tuvalu	869	5.6	r 1.6	r 3.2	r 11.0	r 2.5	r 1.6	0.0	r 0.0	r 0.0	r 0.0
Vanuatu	846	68.2	r 11.4	r 15.5	r 26.6	r 13.5	r 10.9	4.9	r 1.6	r 3.8	r 7.0	r 1.9	r 0.8
Vietnam	582	62,040.9	r 14,657.2	r 17,447.9	r 18,687.9	r 21,566.9	r 17,841.5	37,187.3	r 9,003.5	r 10,533.5	r 13,010.2	r 18,010.0	r 14,235.9
Asia n.s.	598	2,980.3	r 4.6	r 5.3	r 19.4	r 3.9	r 3.6	24.0	r 0.3	r 2.2	r 3.3	r 0.7	r 1.2
Europe	170	106,849.6	24,125.7	30,950.5	33,958.9	33,226.4	30,345.2	59,266.4	17,075.6	18,773.8	18,449.8	20,063.3	21,364.8
Emerg. & Dev. Europe	903	44,334.2	10,213.7	12,792.9	13,040.9	13,585.9	13,144.2	11,480.5	3,365.6	3,567.1	3,979.2	3,996.1	3,895.0
Albania	914	517.9	r 90.4	r 134.2	r 110.6	r 119.1	r 113.9	129.7	r 76.2	r 49.8	r 29.6	r 43.1	r 37.3
Bosnia and Herzegovina	963	64.5	r 16.0	r 21.1	r 21.2	r 20.3	r 28.3	43.5	r 10.6	r 12.9	r 17.4	r 16.4	r 19.3
Bulgaria	918	1,066.5	r 234.9	r 285.0	r 305.8	r 344.7	r 329.3	583.9	r 220.9	r 243.8	r 258.6	r 242.3	r 299.7
Croatia	960	1,029.2	r 261.8	r 287.4	r 308.6	r 299.0	r 315.9	161.4	r 31.1	r 42.2	r 58.7	r 50.6	r 48.0
Faroe Islands	816	1.7	r 0.3	r 0.5	r 0.7	r 0.5	r 0.8	103.1	r 20.8	r 26.9	r 28.1	r 24.1	r 28.6
Gibraltar	823	7.2	r 0.7	r 0.6	r 1.6	r 1.1	r 0.2	0.0	r 0.0	r 0.0	r 0.0	r 0.0
Hungary	944	5,427.5	r 1,290.5	r 1,625.6	r 1,537.3	r 1,602.8	r 1,523.1	3,463.1	r 966.3	r 969.7	r 1,033.3	r 1,119.2	r 1,102.7
Macedonia, FYR	962	61.4	r 16.1	r 20.2	r 19.6	r 22.1	r 23.5	45.1	r 22.9	r 28.7	r 20.2	r 14.8	r 6.7
Montenegro	943	109.3	r 23.7	r 32.7	r 25.2	r 51.0	r 76.9	32.8	r 9.8	r 20.3	r 14.7	r 21.8	r 12.7
Poland	964	15,253.5	r 3,801.7	r 4,295.2	r 4,937.7	r 4,962.8	r 4,623.8	2,533.1	r 662.6	r 797.2	r 957.1	r 934.4	r 862.8
Romania	968	3,476.0	r 790.3	r 977.5	r 1,006.2	r 1,007.1	r 1,028.9	1,442.9	r 367.2	r 428.5	r 538.5	r 488.5	r 503.8
Serbia, Republic of	942	434.6	r 103.6	r 136.6	r 153.5	r 153.8	r 163.1	161.8	r 52.6	r 54.1	r 55.8	r 49.3	r 51.6
Turkey	186	16,884.8	r 3,583.8	r 4,976.3	r 4,612.9	r 5,001.6	r 4,916.5	2,780.1	r 924.7	r 893.0	r 967.3	r 991.7	r 921.7
CIS	901	62,485.4	13,911.7	18,157.3	20,917.8	19,640.1	17,200.7	47,785.8	13,710.0	15,206.7	14,470.6	16,067.0	17,469.8
Armenia	911	113.5	r 23.9	r 39.0	r 42.6	r 36.2	r 47.1	274.5	r 29.7	r 92.7	r 70.9	r 100.9	r 63.6
Azerbaijan, Rep. of	912	356.9	r 71.1	r 98.6	r 109.2	r 109.4	r 118.9	412.0	r 309.3	r 30.1	r 234.6	r 4.0	r 9.7
Belarus	913	1,100.2	r 140.9	r 230.7	r 285.5	r 277.4	r 192.7	435.1	r 194.1	r 115.4	r 114.3	r 91.5	r 139.1
Georgia	915	763.4	r 160.4	r 250.1	r 244.7	r 262.1	r 226.3	52.0	r 28.6	r 10.2	r 12.6	r 16.4	r 13.1
Kazakhstan	916	8,273.0	r 2,138.3	r 2,857.1	r 3,203.4	r 3,452.8	r 2,348.3	4,792.8	r 1,175.7	r 1,550.5	r 1,456.7	r 2,158.4	r 1,748.7
Kyrgyz Republic	917	5,714.7	r 1,087.7	r 1,314.9	r 2,072.2	r 1,171.4	r 1,307.7	71.1	r 31.6	r 21.4	r 15.1	r 18.8	r 19.3
Moldova	921	77.5	r 18.5	r 22.1	r 25.2	r 32.6	r 25.1	24.4	r 5.4	r 6.5	r 9.4	r 12.7	r 12.3
Russian Federation	922	37,696.5	r 8,440.2	r 11,084.6	r 12,158.4	r 11,638.1	r 10,307.4	32,058.4	r 9,662.2	r 10,620.5	r 9,746.3	r 11,085.4	r 12,740.7
Tajikistan	923	1,717.1	r 205.2	r 320.9	r 419.8	r 379.1	r 259.5	31.2	r 14.9	r 10.7	r 9.9	r 11.3	r 17.5
Turkmenistan	925	341.0	r 61.5	r 140.8	r 115.6	r 62.6	r 43.7	5,563.3	r 1,654.2	r 1,746.6	r 1,689.9	r 1,484.4	r 1,912.4
Ukraine	926	4,272.7	r 1,074.8	r 1,228.0	r 1,352.9	r 1,400.2	r 1,475.1	2,464.1	r 370.6	r 655.0	r 737.3	r 563.0	r 479.3
Uzbekistan	927	2,059.1	r 489.3	r 570.5	r 888.5	r 818.2	r 848.9	1,606.9	r 233.7	r 347.3	r 373.5	r 520.1	r 314.0
Europe n.s.	884	30.1	r 0.3	r 0.2	r 0.2	r 0.5	r 0.3	0.1	r 0.0	r 0.0	r 0.0	r 0.2	r 0.0
Mid East, N Africa, Pak	440	138,995.7	29,628.3	38,318.6	33,290.7	35,401.0	32,022.3	86,815.1	29,074.8	26,481.4	26,532.2	30,680.4	36,052.7
Afghanistan, I.R. of	512	435.3	r 96.8	r 151.7	r 139.7	r 152.9	r 140.5	4.5	r 0.4	r 0.5	r 0.9	r 1.6	r 2.2
Algeria	612	7,802.0	r 1,939.1	r 1,963.3	r 1,574.8	r 1,312.9	r 2,198.6	328.8	r 24.5	r 95.7	r 59.3	r 257.5	r 132.2
Bahrain, Kingdom of	419	818.7	r 173.6	r 255.5	r 227.4	r 248.9	r 248.2	63.5	r 72.6	r 19.4	r 22.2	r 11.5	r 32.5
Djibouti	611	2,249.1	r 462.2	r 657.6	r 593.9	r 486.2	r 399.1	0.1	r 0.0	r 0.0	r 0.0	r 0.0	r 0.1
Egypt	469	10,779.1	r 1,950.4	r 2,568.8	r 2,344.2	r 2,674.7	r 2,388.2	548.9	r 302.7	r 357.2	r 282.2	r 388.9	r 447.3
Iran, I.R. of	429	16,730.4	r 4,156.6	r 4,710.8	r 4,520.3	r 5,295.8	r 4,339.2	14,919.2	r 4,843.3	r 4,346.4	r 4,665.2	r 4,670.3	r 5,653.0
Iraq	433	7,743.1	r 1,712.4	r 2,451.0	r 2,145.7	r 2,044.6	r 2,039.5	10,618.2	r 3,725.9	r 3,058.3	r 3,442.4	r 3,497.6	r 4,700.3
Jordan	439	3,051.2	r 600.1	r 816.3	r 719.3	r 681.2	r 658.4	211.2	r 82.6	r 46.8	r 70.5	r 79.0	r 53.2
Kuwait	443	3,117.6	r 698.2	r 793.1	r 716.6	r 913.7	r 778.7	6,357.8	r 1,884.4	r 2,099.5	r 2,145.3	r 2,787.8	r 3,227.9
Lebanon	446	2,218.0	r 458.9	r 620.9	r 452.6	r 500.3	r 474.2	17.7	r 4.6	r 4.9	r 6.5	r 7.0	r 13.5
Libya	672	1,236.9	r 227.6	r 240.7	r 269.7	r 291.7	r 276.5	346.2	r 328.0	r 330.9	r 335.7	r 358.1	r 819.6
Mauritania	682	907.6	r 173.4	r 268.2	r 209.4	r 212.1	r 246.9	735.2	r 220.7	r 214.3	r 194.6	r 167.8	r 196.6
Morocco	686	3,164.1	r 666.8	r 927.8	r 714.5	r 885.0	r 867.5	550.2	r 137.6	r 168.7	r 187.9	r 149.5	r 211.5

China, P.R.: Mainland (924)

In Millions of U.S. Dollars

		Exports (FOB)						Imports (CIF)					
		2016	2017Q1	2017Q2	2017Q3	2017Q4	2018Q1	2016	2017Q1	2017Q2	2017Q3	2017Q4	2018Q1
Oman	449	2,211.7	r 462.3	r 732.0	r 607.2	r 531.1	r 645.6	11,877.1	r 3,725.7	r 3,292.6	r 2,915.0	r 3,092.4	r 3,759.3
Pakistan	564	17,697.8	r 4,178.7	r 4,947.3	r 4,320.1	r 4,884.4	r 4,270.3	1,902.3	r 473.9	r 405.5	r 394.5	r 557.8	r 561.0
Qatar	453	1,559.7	r 313.6	r 347.5	r 437.4	r 591.9	r 476.1	3,994.7	r 1,261.6	r 1,377.1	r 1,755.8	r 1,971.3	r 2,355.1
Saudi Arabia	456	19,682.9	r 4,039.3	r 5,814.0	r 4,350.3	r 4,190.8	r 3,768.9	23,595.4	r 8,422.3	r 7,162.8	r 7,005.5	r 9,171.2	r 10,138.3
Somalia	726	401.4	r 84.5	r 124.2	r 115.2	r 150.3	r 124.1	11.7	r 2.5	r 1.4	r 3.2	r 4.8	r 2.1
Sudan	732	2,235.1	r 446.5	r 694.2	r 523.3	r 565.0	r 433.8	489.2	r 180.3	r 220.5	r 88.7	r 86.6	r 231.0
Syrian Arab Republic	463	971.8	r 233.0	r 293.1	r 286.4	r 294.9	r 247.4	3.3	r 0.6	r 0.3	r 0.3	r 0.1	r 0.2
Tunisia	744	1,320.1	r 297.2	r 377.0	r 317.5	r 336.2	r 352.7	138.8	r 52.9	r 45.3	r 50.7	r 48.5	r 49.7
United Arab Emirates	466	30,862.3	r 5,924.1	r 8,056.0	r 7,257.7	r 7,728.3	r 6,272.3	9,936.3	r 3,077.2	r 3,184.3	r 2,677.2	r 3,248.2	r 3,392.4
West Bank and Gaza	487	63.7	r 11.2	r 23.1	r 18.0	r 17.8	r 16.9	0.3	r 0.0	r 0.1	r 0.0	r 0.0	r 0.3
Yemen, Republic of	474	1,736.2	r 321.6	r 484.6	r 429.8	r 410.4	r 358.4	164.5	r 250.8	r 48.9	r 228.7	r 122.8	r 73.3
Sub-Saharan Africa	603	64,865.5	14,208.3	18,601.7	16,628.1	18,091.8	15,502.8	53,524.0	17,084.7	17,351.3	15,976.7	17,973.1	21,469.4
Angola	614	1,761.2	r 412.3	r 645.5	r 599.7	r 640.2	r 481.6	13,818.7	r 5,146.5	r 5,592.1	r 4,737.8	r 4,571.6	r 6,322.6
Benin	638	2,088.1	r 382.8	r 528.1	r 515.1	r 510.4	r 444.1	55.3	r 7.1	r 30.1	r 37.8	r 16.6	r 13.4
Botswana	616	219.5	r 51.4	r 61.6	r 60.5	r 60.0	r 64.8	62.2	r 7.7	r 10.1	r 7.8	r 7.9	r 4.2
Burkina Faso	748	142.2	r 38.6	r 55.1	r 45.0	r 44.8	r 49.1	14.0	r 0.5	r 7.6	r 9.5	r 2.0	r 33.6
Burundi	618	45.3	r 10.2	r 12.0	r 10.3	r 12.8	r 6.3	2.7	r 0.7	r 1.4	r 2.3	r 2.6	r 1.5
Cabo Verde	624	49.4	r 12.3	r 14.1	r 23.7	r 19.1	r 14.3	0.1	r 0.0	r 0.0	r 0.0	r 0.0
Cameroon	622	1,611.2	r 282.7	r 404.4	r 332.2	r 381.2	r 327.2	394.8	r 37.8	r 115.7	r 166.2	r 236.6	r 193.1
Central African Rep.	626	15.5	r 3.3	r 3.5	r 2.4	r 4.0	r 4.5	31.6	r 4.7	r 8.9	r 8.2	r 6.3	r 11.4
Chad	628	96.5	r 23.7	r 28.0	r 29.6	r 34.1	r 38.6	104.8	r 116.5	r 107.4	r 1.8	r 0.5	r 0.0
Comoros	632	58.6	r 17.1	r 22.8	r 11.8	r 17.2	r 16.1	0.0	r 0.0	r 0.0	r 0.0	r 0.0	r 0.0
Congo, Dem. Rep. of	636	1,022.2	r 203.6	r 283.0	r 250.8	r 238.1	r 324.9	2,080.6	r 653.4	r 779.7	r 875.5	r 984.9	r 1,316.6
Congo, Republic of	634	766.9	r 105.7	r 137.3	r 123.8	r 135.2	r 95.6	2,278.7	r 734.2	r 685.3	r 1,108.2	r 1,177.9	r 1,448.6
Côte d'Ivoire	662	1,597.1	r 353.9	r 496.3	r 437.4	r 409.5	r 354.4	101.4	r 81.2	r 26.2	r 20.2	r 22.8	r 33.3
Equatorial Guinea	642	152.9	r 32.7	r 39.3	r 49.1	r 45.2	r 35.2	632.3	r 402.7	r 309.0	r 300.7	r 429.1	r 596.3
Eritrea	643	69.3	r 10.1	r 10.3	r 11.9	r 11.0	r 7.4	167.7	r 49.2	r 42.1	r 60.0	r 13.0	r 82.1
Ethiopia	644	3,255.1	r 682.9	r 748.3	r 703.0	r 537.1	r 471.7	421.4	r 81.7	r 114.2	r 84.8	r 76.8	r 146.0
Gabon	646	387.3	r 196.5	r 92.9	r 92.9	r 66.3	r 52.7	1,375.0	r 579.4	r 594.5	r 530.3	r 531.3	r 861.0
Gambia, The	648	321.2	r 57.5	r 114.6	r 117.9	r 109.8	r 91.7	90.2	r 17.2	r 11.0	r 31.8	r 39.1	r 7.6
Ghana	652	4,871.9	r 1,008.1	r 1,326.8	r 1,155.0	r 1,393.3	r 978.0	1,297.8	r 368.1	r 612.9	r 351.0	r 510.8	r 546.0
Guinea	656	1,179.8	r 280.0	r 352.8	r 308.1	r 306.7	r 282.2	659.5	r 280.0	r 405.0	r 444.2	r 424.5	r 609.3
Guinea-Bissau	654	21.3	r 4.1	r 10.5	r 6.8	r 12.3	r 4.0	0.2	r 0.3	r 0.0	r 0.1	r 0.0
Kenya	664	5,758.4	r 1,210.9	r 1,479.5	r 1,082.2	r 1,285.1	r 1,179.8	97.2	r 30.4	r 39.1	r 49.0	r 48.5	r 38.5
Lesotho	666	55.7	r 12.8	r 16.1	r 15.6	r 16.8	r 11.9	19.6	r 9.6	r 8.5	r 2.7	r 4.1	r 15.1
Liberia	668	1,594.3	r 618.8	r 637.0	r 419.1	r 427.4	r 402.4	48.3	r 1.1	r 8.1	r 12.7	r 7.0	r 7.0
Madagascar	674	991.7	r 212.5	r 292.9	r 251.4	r 266.7	r 243.7	158.9	r 50.2	r 52.3	r 55.1	r 68.6	r 47.1
Malawi	676	237.5	r 58.5	r 82.8	r 66.5	r 60.6	r 55.9	26.1	r 7.2	r 18.6	r 0.8	r 0.8	r 17.9
Mali	678	369.8	r 79.8	r 84.9	r 80.4	r 92.0	r 95.2	98.7	r 8.8	r 19.8	r 23.7	r 15.6	r 25.2
Mauritius	684	783.9	r 143.5	r 218.7	r 186.6	r 215.8	r 127.0	19.7	r 4.9	r 4.9	r 6.8	r 5.8	r 12.0
Mozambique	688	1,380.0	r 276.1	r 330.7	r 346.5	r 373.0	r 365.2	479.9	r 148.8	r 122.3	r 115.3	r 141.9	r 167.0
Namibia	728	278.8	r 63.3	r 68.9	r 76.5	r 64.2	r 93.6	164.0	r 47.1	r 49.0	r 56.9	r 143.8	r 44.4
Niger	692	101.3	r 26.1	r 21.9	r 23.8	r 26.2	r 33.8	125.8	r 50.1	r 19.9	r 10.3	r 19.1	r 97.9
Nigeria	694	10,326.3	r 2,394.0	r 3,577.3	r 2,934.9	r 3,358.0	r 2,829.4	899.9	r 419.4	r 358.3	r 392.1	r 445.5	r 493.0
Rwanda	714	111.4	r 24.5	r 31.6	r 35.9	r 36.8	r 32.0	33.2	r 3.3	r 4.5	r 7.4	r 13.6	r 11.9
São Tomé & Príncipe	716	6.6	r 1.4	r 2.1	r 1.5	r 1.8	r 1.6	0.0	r 0.0	r 0.0	r 0.0
Senegal	722	2,270.1	r 421.6	r 626.4	r 482.6	r 522.0	r 486.0	161.6	r 41.5	r 80.3	r 21.5	r 6.5	r 16.8
Seychelles	718	56.8	r 11.5	r 13.1	r 12.3	r 12.4	r 15.7	0.1	r 0.0	r 1.1	r 0.3	r 0.0	r 0.0
Sierra Leone	724	263.8	r 53.6	r 66.5	r 63.3	r 63.0	r 71.1	236.1	r 88.9	r 98.7	r 59.8	r 101.0	r 57.7
South Africa	199	13,027.3	r 3,112.5	r 3,732.1	r 3,898.9	r 4,227.0	r 3,668.2	22,542.5	r 6,028.3	r 5,538.6	r 5,181.9	r 6,492.6	r 6,297.6
South Sudan, Rep. of	733	45.8	r 5.8	r 14.6	r 13.7	r 17.7	r 16.5	1,448.7	r 403.9	r 264.4	r 224.5	r 373.5	r 443.9
Swaziland	734	42.6	r 8.6	r 10.1	r 7.6	r 8.0	r 6.7	0.3	r 2.7	r 0.1	r 0.3	r 0.2	r 14.9
Tanzania	738	3,713.5	r 599.7	r 843.4	r 797.1	r 905.5	r 740.3	317.0	r 136.7	r 44.4	r 73.2	r 82.7	r 67.2
Togo	742	1,957.7	r 405.2	r 583.5	r 418.3	r 488.4	r 418.5	105.3	r 19.4	r 18.3	r 22.7	r 12.7	r 55.0
Uganda	746	829.1	r 106.3	r 160.5	r 212.2	r 301.0	r 151.8	37.8	r 8.1	r 10.3	r 8.1	r 6.9	r 19.3
Zambia	754	493.8	r 114.0	r 163.9	r 206.6	r 230.8	r 229.9	2,185.8	r 616.2	r 804.2	r 811.4	r 838.1	r 994.3
Zimbabwe	698	395.6	r 75.6	r 156.2	r 107.5	r 102.9	r 82.1	728.4	r 389.1	r 331.6	r 62.2	r 90.3	r 299.3
Africa n.s.	799	41.1	r 2.1	r 0.1	r 0.1	r 0.1	r 0.5	0.0	r 0.4	r 0.9
Western Hemisphere	205	112,920.5	26,035.1	32,846.7	35,660.9	35,082.0	31,498.1	101,315.0	27,069.8	32,508.8	34,495.5	31,613.6	33,261.9
Antigua and Barbuda	311	103.8	r 9.7	r 13.4	r 11.3	r 10.8	r 8.8	0.0	r 0.0	r 0.0	r 0.0	r 0.0

China, P.R.: Mainland (924)

In Millions of U.S. Dollars

		Exports (FOB)						Imports (CIF)					
		2016	2017Q1	2017Q2	2017Q3	2017Q4	2018Q1	2016	2017Q1	2017Q2	2017Q3	2017Q4	2018Q1
Argentina	213	7,256.1	r 1,553.7	r 2,319.5	r 2,667.2	r 2,539.0	r 2,277.2	5,122.5	r 613.7	r 748.7	r 1,891.1	r 1,477.6	r 569.1
Aruba	314	26.4	r 4.5	r 5.3	r 8.1	r 6.8	r 6.8	0.4	r 0.0	r 0.0	r 0.0	r 0.0
Bahamas, The	313	360.8	r 61.3	r 116.9	r 40.7	r 59.3	r 211.1	51.6	r 2.0	r 3.4	r 6.6	r 5.6	r 0.1
Barbados	316	72.8	r 21.2	r 18.6	r 34.2	r 33.7	r 16.8	18.6	r 5.5	r 6.9	r 6.7	r 5.7	r 5.6
Belize	339	107.9	r 14.7	r 26.1	r 26.0	r 23.8	r 17.5	0.9	r 0.1	r 0.1	r 0.0	r 0.2	r 0.0
Bermuda	319	230.2	r 81.7	r 4.5	r 41.5	r 4.3	r 67.1	0.1	r 0.0	r 0.0	r 0.0	r 0.0	r 0.0
Bolivia	218	611.5	r 152.9	r 190.2	r 200.2	r 185.8	r 183.3	317.1	r 89.0	r 75.6	r 86.0	r 100.9	r 85.1
Brazil	223	22,175.7	r 5,625.5	r 7,391.7	r 8,124.6	r 8,115.2	r 7,479.7	45,407.6	r 11,156.4	r 17,671.6	r 16,591.6	r 12,884.7	r 13,996.5
Chile	228	12,964.9	r 3,039.9	r 3,802.8	r 3,830.1	r 3,838.6	r 3,574.3	18,407.3	r 5,473.6	r 4,137.3	r 4,958.9	r 6,239.0	r 6,903.2
Colombia	233	6,885.3	r 1,601.2	r 1,915.4	r 1,984.2	r 1,960.7	r 1,696.3	2,496.0	r 976.2	r 750.7	r 916.0	r 1,237.2	r 1,301.9
Costa Rica	238	1,517.1	r 303.1	r 383.1	r 395.5	r 417.2	r 335.0	697.0	r 159.2	r 200.1	r 216.3	r 213.8	r 208.0
Curacao	354	5.6	r 7.7	r 8.4	r 8.2	r 5.7	r 9.7	0.0	r 0.0	r 0.0	r 0.0	r 0.0	r 0.0
Dominica	321	36.5	r 6.3	r 20.4	r 16.1	r 7.0	r 9.1	0.9	r 0.6	r 0.1	r 0.0	r 0.0	r 0.0
Dominican Republic	243	1,605.6	r 339.2	r 439.2	r 456.2	r 476.8	r 433.4	130.7	r 34.3	r 37.6	r 52.7	r 43.9	r 35.7
Ecuador	248	2,276.5	r 588.1	r 770.6	r 775.3	r 829.0	r 784.8	939.4	r 350.9	r 229.7	r 259.8	r 277.3	r 389.0
El Salvador	253	778.2	r 158.7	r 204.6	r 207.7	r 201.9	r 176.6	45.8	r 13.8	r 18.0	r 46.7	r 36.5	r 42.7
Greenland	326	1.0	r 0.8	r 1.2	r 0.3	r 0.2	r 0.1	101.2	r 26.8	r 29.4	r 31.4	r 45.8	r 48.1
Grenada	328	7.8	r 1.3	r 2.9	r 1.9	r 4.6	r 2.0	0.0	r 0.0	r 0.0	r 0.0	r 0.0
Guatemala	258	1,878.7	r 373.4	r 515.5	r 547.3	r 526.8	r 455.6	99.4	r 25.1	r 30.1	r 34.0	r 23.2	r 31.4
Guyana	336	206.5	r 40.7	r 52.7	r 50.3	r 46.1	r 41.8	28.3	r 10.5	r 8.0	r 10.5	r 9.4	r 12.2
Haiti	263	458.5	r 98.0	r 155.1	r 143.5	r 139.5	r 112.6	6.4	r 1.7	r 2.3	r 1.6	r 2.0	r 3.0
Honduras	268	727.3	r 177.7	r 202.1	r 230.8	r 239.7	r 178.2	27.8	r 5.7	r 5.7	r 6.4	r 6.1	r 8.5
Jamaica	343	523.9	r 100.0	r 149.3	r 128.9	r 141.0	r 103.2	15.7	r 22.7	r 8.5	r 3.0	r 13.2	r 28.2
Mexico	273	32,550.2	r 7,200.6	r 8,803.7	r 10,207.3	r 9,809.8	r 8,748.3	10,295.7	r 2,628.2	r 2,887.9	r 2,983.7	r 3,249.8	r 3,124.0
Montserrat	351	0.1	r 0.1	r 0.1	r 0.0	r 0.0	r 0.1	r 0.0	r 0.0	r 0.0	r 0.0	r 0.0
Netherlands Antilles	353	71.0	r 7.5	r 14.7	r 12.7	r 10.6	r 6.4	0.1	r 0.0	r 0.0	r 0.0	r 0.0	r 0.0
Nicaragua	278	629.8	r 116.4	r 187.7	r 171.8	r 150.1	r 124.0	17.8	r 4.5	r 7.5	r 10.0	r 6.4	r 28.5
Panama	283	6,465.2	r 1,440.1	r 1,711.7	r 1,803.2	r 1,718.4	r 1,366.5	37.4	r 12.2	r 16.1	r 19.7	r 14.0	r 9.4
Paraguay	288	1,174.0	r 269.0	r 407.1	r 482.3	r 403.0	r 333.1	22.4	r 7.2	r 8.3	r 10.1	r 7.2	r 7.9
Peru	293	6,081.5	r 1,524.2	r 1,760.6	r 1,798.5	r 1,920.2	r 1,757.5	9,413.3	r 3,306.5	r 3,148.7	r 3,378.5	r 3,258.7	r 3,850.9
Sint Maarten	352	r 1.8	r 1.4	r 1.5	r 3.8	r 3.7	r 0.0	r 0.0
St. Kitts and Nevis	361	4.9	r 1.3	r 2.3	r 3.3	r 1.5	r 1.5	0.4	r 0.2	r 0.1	r 0.2	r 0.3	r 0.3
St. Lucia	362	17.1	r 3.0	r 3.4	r 6.0	r 3.6	r 4.6	0.0	r 0.0	r 0.0	r 0.0	r 0.0	r 0.0
St. Vincent & Grens.	364	18.0	r 2.8	r 3.5	r 31.0	r 4.5	r 1.9	0.1	r 0.0	r 0.1	r 0.1	r 0.2	r 0.1
Suriname	366	151.9	r 28.1	r 48.5	r 50.6	r 51.9	r 47.7	29.1	r 6.1	r 6.1	r 7.7	r 6.3	r 10.3
Trinidad and Tobago	369	352.6	r 70.8	r 82.6	r 149.1	r 129.7	r 79.6	174.8	r 54.1	r 9.9	r 73.3	r 45.0	r 124.6
Uruguay	298	1,798.1	r 414.5	r 520.0	r 641.8	r 588.8	r 488.1	1,957.2	r 365.1	r 452.8	r 1,076.5	r 759.1	r 549.1
Venezuela, Rep. Bol.	299	2,570.7	r 511.8	r 490.2	r 363.5	r 389.1	r 338.4	5,450.4	r 1,717.8	r 2,007.2	r 1,813.1	r 1,644.6	r 1,888.5
Western Hem. n.s.	399	217.0	r 81.9	r 99.6	r 8.0	r 83.8	r 15.7	1.3	r 0.0	r 0.1	r 3.1	r 0.0	r 0.0
Other Countries n.i.e	910	4,986.8	982.6	1,265.7	1,212.3	1,231.6	599.1	2,980.8	556.6	571.5	663.0	308.5	121.4
Cuba	928	1,790.0	r 261.2	r 330.9	r 330.1	r 441.9	r 184.6	273.8	r 58.5	r 196.1	r 78.4	r 62.9	r 52.5
Korea, Dem. People's Rep.	954	3,196.8	r 721.4	r 934.8	r 882.2	r 789.7	r 414.5	2,707.0	r 498.1	r 375.4	r 584.5	r 245.6	r 68.9
Special Categories	899	1,131.7	129,270.0
Countries & Areas n.s.	898	0.0	r 12.8	r 33.8	r 18.2	r 0.0	1,168.4	r 27,457.2	r 31,286.2	r 36,116.6	r 38,429.7	r 33,005.8
Memorandum Items													
Africa	605	82,899.1	18,272.2	23,599.4	20,663.2	22,021.8	20,109.0	54,329.2	17,299.3	17,832.9	16,336.7	18,314.2	21,848.6
Middle East	405	102,783.2	21,283.0	28,207.3	24,782.2	26,416.0	22,988.7	82,654.2	27,982.1	25,329.5	25,552.4	29,406.3	34,666.3
European Union	998	343,567.3	80,422.5	93,051.6	98,969.4	102,294.2	90,477.2	208,516.5	53,971.8	59,959.7	65,860.9	65,410.7	63,499.0
Export earnings: fuel	080	167,184.5	36,907.6	48,210.3	45,616.0	46,897.3	41,201.5	155,171.9	51,524.7	50,021.1	48,910.0	54,821.5	64,677.3
Export earnings: nonfuel	092	1,969,410.3	446,524.5	519,175.7	545,502.1	591,260.8	505,027.8	1,434,288.3	365,795.4	390,408.0	420,392.1	450,252.8	432,434.0

China, P.R.: Hong Kong (532)

In Millions of U.S. Dollars

		Exports (FOB)						Imports (CIF)					
		2016	2017Q1	2017Q2	2017Q3	2017Q4	2018Q1	2016	2017Q1	2017Q2	2017Q3	2017Q4	2018Q1
IFS World		462,553.8	110,789.4	120,434.8	130,250.8	136,104.4	120,518.1	516,972.9	125,074.1	135,592.2	144,304.2	154,486.9	137,141.1
World	001	462,491.6	124,583.4	136,967.5	142,864.6	145,781.8	130,738.1	547,326.2	133,173.9	145,272.4	150,360.6	161,021.8	145,492.1
Advanced Economies	110	138,711.6	36,979.6	40,806.1	41,927.7	41,073.7	36,403.2	225,875.5	57,334.6	61,531.5	61,032.8	66,553.5	62,292.4
Euro Area	163	30,470.8	7,040.3	7,830.2	8,659.8	8,922.8	7,781.3	26,839.8	6,354.4	6,954.4	7,184.8	7,672.2	6,785.1
Austria	122	614.5	r 129.2	r 162.0	r 155.5	r 205.4	r 175.4	393.2	r 79.1	r 97.2	r 90.5	r 99.0	r 79.8
Belgium	124	2,383.5	r 542.5	r 549.2	r 607.7	r 593.5	r 658.5	3,260.3	r 741.3	r 780.0	r 795.9	r 821.4	r 846.6
Cyprus	423	22.9	r 4.8	r 4.4	r 6.0	r 87.7	r 6.4	14.8	r 4.4	r 5.0	r 4.4	r 4.1	r 4.7
Estonia	939	115.1	r 40.4	r 36.1	r 29.8	r 41.3	r 62.9	19.0	r 4.1	r 4.2	r 4.4	r 4.4	r 5.3
Finland	172	361.0	r 75.4	r 79.8	r 90.5	r 93.1	r 78.7	126.8	r 37.3	r 42.5	r 41.1	r 40.6	r 27.7
France	132	4,472.8	r 968.4	r 1,131.6	r 1,351.3	r 1,284.3	r 1,041.5	5,355.8	r 1,383.3	r 1,545.1	r 1,600.5	r 1,855.3	r 1,314.6
Germany	134	8,602.1	r 2,026.4	r 2,301.2	r 2,571.8	r 2,608.8	r 2,254.5	6,570.6	r 1,536.6	r 1,710.6	r 1,816.5	r 1,866.4	r 1,624.2
Greece	174	147.8	r 35.2	r 33.4	r 29.3	r 50.1	r 45.6	60.9	r 10.9	r 12.2	r 9.4	r 10.4	r 14.1
Ireland	178	276.8	r 55.7	r 64.9	r 71.6	r 70.3	r 86.1	710.5	r 136.2	r 174.1	r 177.5	r 193.1	r 208.8
Italy	136	3,345.7	r 740.5	r 854.4	r 835.7	r 856.8	r 845.9	6,127.1	r 1,457.1	r 1,502.1	r 1,576.9	r 1,625.4	r 1,590.9
Latvia	941	67.6	r 13.3	r 20.1	r 29.1	r 29.5	r 26.9	13.7	r 3.4	r 5.2	r 3.4	r 8.1	r 2.4
Lithuania	946	96.5	r 24.7	r 28.7	r 37.7	r 55.1	r 51.8	24.8	r 6.3	r 11.8	r 9.8	r 7.6	r 6.9
Luxembourg	137	86.2	r 13.4	r 14.9	r 9.2	r 11.8	r 8.3	98.8	r 8.7	r 12.2	r 7.0	r 8.5	r 18.4
Malta	181	26.5	r 3.9	r 4.9	r 4.6	r 3.2	r 3.1	227.0	r 72.9	r 80.1	r 58.5	r 53.0	r 46.1
Netherlands	138	7,399.0	r 1,829.4	r 1,974.9	r 2,186.9	r 2,224.5	r 1,817.1	2,670.3	r 597.1	r 648.1	r 675.0	r 720.9	r 659.0
Portugal	182	311.0	r 70.8	r 80.7	r 81.4	r 107.8	r 90.3	128.2	r 28.8	r 33.7	r 57.2	r 35.2	r 33.6
Slovak Republic	936	303.6	r 59.0	r 56.8	r 64.2	r 75.2	r 61.3	29.4	r 6.1	r 6.7	r 7.2	r 7.9	r 7.8
Slovenia	961	74.0	r 22.0	r 24.4	r 23.9	r 21.5	r 25.2	63.4	r 14.9	r 19.4	r 16.4	r 20.5	r 36.3
Spain	184	1,764.2	r 385.3	r 407.8	r 473.6	r 502.8	r 441.9	945.3	r 226.1	r 264.2	r 233.5	r 290.2	r 257.8
Australia	193	4,496.4	r 1,007.2	r 1,158.4	r 1,197.9	r 1,239.2	r 1,061.4	6,137.2	r 1,929.0	r 3,290.4	r 2,035.5	r 1,827.8	r 2,280.3
Canada	156	2,381.7	r 535.7	r 570.2	r 609.4	r 566.5	r 472.6	1,954.1	r 358.1	r 336.8	r 352.6	r 626.0	r 381.4
China,P.R.: Macao	546	5,303.9	r 1,385.8	r 1,202.7	r 1,362.2	r 1,547.1	r 1,640.8	896.8	r 222.1	r 221.3	r 217.3	r 254.7	r 212.2
Czech Republic	935	720.7	r 178.9	r 207.9	r 249.8	r 297.7	r 274.2	172.4	r 39.7	r 58.7	r 46.0	r 54.9	r 55.8
Denmark	128	445.7	r 102.8	r 111.2	r 117.6	r 120.0	r 115.1	522.5	r 170.0	r 142.9	r 198.5	r 114.2	r 145.1
Iceland	176	12.3	r 3.4	r 2.9	r 1.8	r 1.5	r 1.9	3.5	r 1.0	r 1.2	r 0.6	r 0.8	r 0.7
Israel	436	2,117.3	r 453.9	r 462.8	r 454.4	r 500.7	r 564.3	2,445.5	r 613.2	r 604.0	r 514.1	r 558.4	r 641.2
Japan	158	15,055.0	r 3,825.5	r 3,910.3	r 4,335.8	r 4,471.8	r 4,034.7	33,517.1	r 8,528.0	r 8,836.4	r 8,978.1	r 9,427.4	r 7,956.2
Korea, Republic of	542	6,969.7	r 1,919.4	r 1,958.0	r 2,054.9	r 2,061.4	r 1,866.4	25,746.1	r 7,410.1	r 7,445.7	r 8,165.3	r 9,481.1	r 8,289.2
New Zealand	196	543.6	r 112.8	r 131.5	r 141.7	r 149.5	r 132.3	481.1	r 121.5	r 157.5	r 149.6	r 176.5	r 150.6
Norway	142	221.7	r 43.4	r 47.9	r 48.3	r 45.5	r 36.5	211.0	r 42.7	r 42.7	r 45.9	r 46.2	r 49.5
San Marino	135	r 0.2	r 0.2	r 0.3	r 0.5	r 0.2	0.2	r 0.1	r 0.8	r 0.3
Singapore	576	7,909.5	r 2,469.8	r 2,968.6	r 2,787.4	r 2,983.0	r 2,439.7	35,460.5	r 8,329.3	r 9,390.9	r 10,397.0	r 9,570.8	r 8,847.1
Sweden	144	917.2	r 195.7	r 223.0	r 217.3	r 231.3	r 209.5	454.3	r 91.3	r 87.8	r 71.0	r 79.1	r 67.4
Switzerland	146	3,266.4	r 2,777.3	r 3,745.2	r 3,124.2	r 1,622.6	r 1,284.0	18,471.9	r 3,478.6	r 4,750.2	r 3,045.2	r 3,886.1	r 5,071.9
Taiwan Prov.of China	528	9,619.4	r 2,890.2	r 3,057.1	r 3,145.5	r 3,180.3	r 3,133.8	37,807.4	r 9,571.4	r 9,619.3	r 10,791.5	r 12,432.5	r 10,936.9
United Kingdom	112	6,460.0	r 2,692.4	r 2,832.4	r 2,106.1	r 1,705.0	r 1,393.5	6,504.2	r 1,593.7	r 2,215.6	r 1,826.3	r 2,345.0	r 2,544.3
United States	111	41,800.2	r 9,345.0	r 10,385.8	r 11,313.3	r 11,427.4	r 9,961.0	28,249.9	r 8,480.4	r 7,375.5	r 7,012.6	r 7,999.6	r 7,877.5
Emerg. & Dev. Economies	200	323,740.2	87,597.5	96,154.6	100,932.4	104,703.3	94,329.9	321,385.7	75,818.5	83,723.5	89,312.4	94,448.0	83,185.1
Emerg. & Dev. Asia	505	294,043.3	80,678.4	88,332.2	92,583.6	95,647.6	86,346.4	304,691.1	71,592.1	79,502.9	84,968.2	89,533.9	78,277.4
American Samoa	859	1.6	r 0.1	r 0.0	r 0.1	r 0.1	r 0.1	0.0	r 0.0	r 0.0	r 0.0	r 0.1	r 0.1
Bangladesh	513	1,497.0	r 419.6	r 363.8	r 337.2	r 388.7	r 372.2	191.2	r 38.5	r 39.9	r 41.1	r 44.4	r 39.1
Bhutan	514	1.0	r 0.1	r 0.1	r 0.2	r 2.2	r 0.2	0.1	r 0.0	r 0.0	r 0.0	r 0.0	r 0.0
Brunei Darussalam	516	20.8	r 4.9	r 5.2	r 5.2	r 5.0	r 3.3	3.7	r 2.2	r 1.7	r 1.8	r 1.1	r 1.6
Cambodia	522	905.0	r 226.2	r 231.5	r 231.9	r 226.8	r 219.0	267.4	r 74.6	r 73.4	r 58.1	r 52.4	r 58.5
China,P.R.: Mainland	924	250,476.0	r 66,892.2	r 73,232.1	r 77,886.7	r 79,861.7	r 72,308.5	251,207.6	r 57,033.0	r 63,886.8	r 69,437.4	r 72,432.4	r 61,027.8
Fiji	819	22.1	r 3.7	r 4.2	r 5.5	r 5.8	r 3.5	9.6	r 2.1	r 2.0	r 2.0	r 2.0	r 0.8
Guam	829	57.7	r 16.9	r 21.1	r 20.7	r 17.4	r 21.6	4.4	r 0.3	r 1.4	r 0.1	r 1.5	r 2.7
India	534	15,041.5	r 4,963.5	r 5,844.0	r 4,834.9	r 5,403.4	r 4,765.8	11,977.7	r 3,697.3	r 4,033.3	r 3,118.2	r 2,962.2	r 3,214.7
Indonesia	536	2,696.1	r 883.7	r 848.9	r 991.2	r 787.3	r 641.3	2,353.8	r 642.8	r 679.9	r 690.8	r 751.6	r 767.2
Kiribati	826	0.8	r 0.2	r 0.2	r 0.1	r 0.3	r 0.4	0.0	r 0.0	r 0.0	r 0.0	r 0.0
Lao People's Dem.Rep	544	19.3	r 4.3	r 4.0	r 4.9	r 8.6	r 4.9	5.0	r 0.8	r 1.3	r 0.9	r 1.5	r 1.5
Malaysia	548	3,515.6	r 868.7	r 899.8	r 944.7	r 967.2	r 964.3	11,685.2	r 2,943.4	r 3,246.5	r 3,624.4	r 4,938.0	r 5,777.0
Maldives	556	14.4	r 5.3	r 2.7	r 4.1	r 2.4	r 5.9	4.7	r 1.2	r 1.0	r 1.0	r 1.2	r 1.2
Marshall Islands	867	r 0.0	r 0.1	r 0.0	r 0.0	r 0.1	0.0	r 0.0	r 0.0	r 0.0	r 0.0
Mongolia	948	27.4	r 6.4	r 8.7	r 7.9	r 9.1	r 6.4	7.5	r 0.2	r 0.5	r 0.4	r 0.5	r 0.5
Myanmar	518	197.3	r 79.5	r 79.0	r 66.0	r 65.4	r 52.1	77.1	r 21.9	r 20.8	r 25.3	r 22.1	r 22.2

China, P.R.: Hong Kong (532)

In Millions of U.S. Dollars

		Exports (FOB)						Imports (CIF)					
		2016	2017Q1	2017Q2	2017Q3	2017Q4	2018Q1	2016	2017Q1	2017Q2	2017Q3	2017Q4	2018Q1
Nauru	836	0.4	r 0.1	r 0.0	r 0.0	r 0.0	r 0.1	0.0	r 0.0	r 0.0	r 0.0	r 0.0	r 0.0
Nepal	558	159.0	r 42.0	r 58.0	r 73.4	r 71.2	r 59.4	4.0	r 1.3	r 0.7	r 1.0	r 0.5	r 0.7
Papua New Guinea	853	38.0	r 7.1	r 6.9	r 6.6	r 8.9	r 5.1	1.9	r 9.7	r 1.2	r 6.9	r 1.5	r 12.4
Philippines	566	3,275.5	r 821.8	r 872.8	r 960.4	r 997.4	r 829.9	8,714.3	r 2,583.9	r 2,664.8	r 2,939.8	r 2,977.9	r 2,692.3
Samoa	862	3.2	r 0.2	r 0.1	r 0.1	r 0.3	r 0.4	0.0	r 0.0	r 0.0	r 0.0
Solomon Islands	813	7.0	r 0.7	r 3.3	r 2.5	r 1.5	r 0.8	0.1	r 0.3	r 0.0	r 0.1	r 0.1	r 2.5
Sri Lanka	524	514.3	r 116.1	r 117.6	r 144.7	r 142.8	r 122.1	123.4	r 31.1	r 35.1	r 38.6	r 33.6	r 34.1
Thailand	578	6,179.6	r 2,868.4	r 3,226.6	r 3,544.8	r 3,761.7	r 3,529.2	11,040.9	r 2,755.3	r 2,886.0	r 2,954.4	r 3,097.0	r 2,812.8
Tonga	866	1.1	r 0.1	r 0.0	r 0.1	r 0.2	r 0.1	0.0	r 0.0	r 0.0	r 0.0	r 0.0	r 0.0
Tuvalu	869	0.2	r 0.1	r 0.0	r 0.0	r 0.0	r 0.0
Vanuatu	846	4.4	r 0.6	r 1.7	r 1.7	r 2.1	r 1.2	1.0	r 0.1	r 0.2	r 0.1	r 0.0	r 0.6
Vietnam	582	9,306.7	r 2,429.4	r 2,480.3	r 2,488.4	r 2,886.5	r 2,407.2	6,996.0	r 1,751.3	r 1,924.2	r 2,024.5	r 2,211.0	r 1,805.6
Asia n.s.	598	60.4	r 16.7	r 19.2	r 19.4	r 23.5	r 21.3	14.3	r 0.9	r 2.2	r 1.2	r 1.2	r 1.7
Europe	170	7,137.7	1,599.0	1,872.9	2,219.2	2,468.3	2,258.7	2,039.0	509.6	712.1	650.7	672.7	712.8
Emerg. & Dev. Europe	903	4,715.7	1,037.4	1,207.7	1,204.7	1,325.3	1,229.0	1,253.3	344.7	398.5	319.2	397.7	421.1
Albania	914	7.6	r 1.4	r 2.0	r 2.1	r 1.8	r 1.4	0.4	r 0.1	r 0.3	r 0.3	r 0.3	r 0.1
Bosnia and Herzegovina	963	20.1	r 4.5	r 4.0	r 2.9	r 5.6	r 5.7	0.1	r 0.4	r 0.1	r 0.2	r 0.2	r 0.2
Bulgaria	918	87.2	r 27.4	r 26.3	r 19.6	r 28.6	r 34.7	51.9	r 13.8	r 13.5	r 12.5	r 14.2	r 14.2
Croatia	960	47.6	r 10.7	r 12.6	r 13.2	r 17.1	r 19.1	7.0	r 4.0	r 12.3	r 17.9	r 20.2	r 27.6
Gibraltar	823	1.1	r 0.2	r 0.4	r 0.3	r 0.6	r 0.3	0.6	r 0.2	r 0.1	r 0.0
Hungary	944	1,721.7	r 391.8	r 483.5	r 429.2	r 473.5	r 400.2	277.0	r 56.0	r 73.2	r 67.0	r 78.0	r 88.5
Macedonia, FYR	962	17.9	r 3.4	r 4.8	r 4.2	r 6.2	r 6.1	1.9	r 0.5	r 0.3	r 0.8	r 0.3	r 0.1
Montenegro	943	6.0	r 1.3	r 1.2	r 1.3	r 2.8	r 1.3	0.6	r 0.0	r 0.0	r 0.8	r 0.2	r 0.4
Poland	964	1,299.7	r 298.0	r 304.8	r 343.7	r 331.9	r 321.4	349.8	r 90.0	r 95.3	r 84.8	r 112.6	r 97.9
Romania	968	440.8	r 89.4	r 105.0	r 108.2	r 115.3	r 123.4	38.8	r 11.4	r 8.3	r 10.4	r 14.6	r 13.5
Serbia, Republic of	942	59.5	r 19.0	r 22.2	r 29.0	r 34.0	r 38.9	164.0	r 24.9	r 18.5	r 14.7	r 5.1	r 3.6
Turkey	186	1,006.6	r 190.3	r 240.9	r 251.2	r 307.9	r 276.6	361.1	r 143.5	r 176.7	r 109.8	r 152.0	r 175.1
CIS	901	2,419.1	561.5	664.9	1,014.0	1,142.8	1,029.3	784.0	164.7	313.4	331.4	275.0	291.7
Armenia	911	15.2	r 2.6	r 3.0	r 6.5	r 7.0	r 5.8	55.8	r 0.2	r 0.0	r 0.1	r 0.1	r 0.0
Azerbaijan, Rep. of	912	20.7	r 2.7	r 4.1	r 5.9	r 7.8	r 5.9	1.7	r 0.2	r 0.6	r 0.2	r 0.2	r 0.1
Belarus	913	58.9	r 14.8	r 22.6	r 21.4	r 28.6	r 16.0	5.2	r 1.0	r 1.3	r 2.8	r 2.1	r 1.5
Georgia	915	34.7	r 8.0	r 9.6	r 10.5	r 9.5	r 15.0	3.7	r 0.5	r 0.7	r 1.3	r 0.9	r 0.8
Kazakhstan	916	71.7	r 21.1	r 26.1	r 46.2	r 52.2	r 32.1	5.7	r 0.6	r 0.4	r 0.3	r 0.5	r 0.6
Kyrgyz Republic	917	7.6	r 2.6	r 2.2	r 4.0	r 2.8	r 3.4	0.5	r 0.1	r 0.1	r 0.1	r 0.0	r 0.2
Moldova	921	9.9	r 2.9	r 4.8	r 6.2	r 7.7	r 4.8	1.2	r 0.4	r 0.1	r 0.2	r 0.3	r 0.1
Russian Federation	922	2,024.7	r 456.9	r 555.3	r 848.1	r 954.2	r 892.0	692.6	r 154.1	r 303.9	r 310.9	r 241.1	r 253.1
Tajikistan	923	0.9	r 0.0	r 0.0	r 0.4	r 1.3	r 0.2	0.1	r 0.0	r 0.0	r 0.0
Turkmenistan	925	7.4	r 1.9	r 0.6	r 0.6	r 0.5	r 0.3	0.3	r 0.1	r 0.0
Ukraine	926	148.8	r 45.9	r 34.0	r 62.0	r 69.3	r 50.6	16.0	r 7.5	r 5.7	r 15.0	r 29.5	r 34.9
Uzbekistan	927	18.6	r 2.1	r 2.6	r 2.2	r 2.0	r 3.0	1.2	r 0.1	r 0.5	r 0.4	r 0.3	r 0.4
Europe n.s.	884	3.0	r 0.1	r 0.2	r 0.5	r 0.2	r 0.3	1.8	r 0.2	r 0.2	r 0.0	r 0.0	r 0.1
Mid East, N Africa, Pak	440	10,650.9	2,726.5	2,737.1	2,848.1	3,222.8	2,830.6	5,279.4	1,513.0	1,304.5	1,107.8	1,769.6	1,402.5
Afghanistan, I.R. of	512	4.9	r 0.8	r 0.9	r 0.5	r 0.6	r 0.4	0.1	r 0.0	r 0.0	r 0.0	r 0.0	r 0.0
Algeria	612	305.8	r 83.9	r 54.6	r 16.4	r 22.0	r 34.8	11.6	r 0.2	r 0.6	r 0.8	r 1.2	r 1.1
Bahrain, Kingdom of	419	109.8	r 14.7	r 17.3	r 26.9	r 31.2	r 20.3	45.9	r 7.0	r 15.9	r 13.6	r 34.1	r 15.7
Djibouti	611	2.0	r 2.3	r 3.8	r 0.7	r 1.1	r 1.3	0.5	r 0.1	r 0.6	r 0.3	r 0.1	r 1.0
Egypt	469	541.7	r 80.2	r 107.6	r 174.1	r 188.0	r 163.3	45.5	r 18.6	r 35.4	r 8.1	r 8.0	r 27.3
Iran, I.R. of	429	135.5	r 59.6	r 41.1	r 60.8	r 69.5	r 92.6	257.3	r 46.5	r 15.4	r 5.2	r 111.1	r 35.5
Iraq	433	120.1	r 16.3	r 21.3	r 18.5	r 4.3	r 5.6	3.1	r 0.5	r 0.9	r 0.9	r 0.0	r 0.0
Jordan	439	186.8	r 52.5	r 51.9	r 67.1	r 57.0	r 63.6	30.6	r 7.6	r 8.5	r 7.6	r 13.5	r 14.2
Kuwait	443	155.7	r 31.6	r 32.0	r 33.6	r 59.4	r 30.4	36.7	r 9.9	r 10.3	r 25.5	r 52.9	r 15.3
Lebanon	446	60.0	r 14.0	r 13.1	r 14.4	r 12.8	r 13.5	10.9	r 1.5	r 1.7	r 1.0	r 1.9	r 3.4
Libya	672	6.4	r 0.8	r 1.6	r 3.1	r 2.1	r 4.4	9.0	r 0.1	r 0.0	r 0.0	r 0.0
Mauritania	682	3.0	r 0.3	r 0.2	r 0.1	r 0.5	r 0.2	3.6	r 0.5	r 0.7	r 0.3	r 0.3	r 0.5
Morocco	686	110.3	r 32.3	r 34.7	r 55.4	r 53.4	r 40.1	100.4	r 27.4	r 26.2	r 30.4	r 28.8	r 31.2
Oman	449	128.0	r 20.0	r 30.2	r 39.3	r 49.2	r 40.8	64.4	r 10.8	r 24.4	r 16.4	r 13.9	r 33.1
Pakistan	564	529.6	r 113.3	r 137.7	r 124.6	r 162.3	r 179.7	140.4	r 29.7	r 26.8	r 24.3	r 35.4	r 24.2
Qatar	453	109.0	r 25.0	r 33.6	r 43.3	r 80.5	r 106.3	88.3	r 41.6	r 8.8	r 26.9	r 68.5	r 142.6
Saudi Arabia	456	1,078.7	r 239.9	r 258.9	r 269.2	r 260.4	r 250.6	487.3	r 119.7	r 91.3	r 91.3	r 91.9	r 99.2
Somalia	726	1.7	r 0.5	r 0.3	r 0.3	r 0.7	r 0.7	0.5	r 0.4	r 0.4	r 0.3	r 0.1	r 0.1

China, P.R.: Hong Kong (532)

In Millions of U.S. Dollars

		Exports (FOB)						Imports (CIF)					
		2016	2017Q1	2017Q2	2017Q3	2017Q4	2018Q1	2016	2017Q1	2017Q2	2017Q3	2017Q4	2018Q1
Sudan	732	7.3	r 1.1	r 1.7	r 1.4	r 1.4	r 1.1	1.9	r 0.0	r 0.2	r 0.7	r 0.3	r 0.2
Syrian Arab Republic	463	1.4	r 0.8	r 0.1	r 0.3	r 0.5	r 0.1	0.6	r 0.1	r 0.1	r 0.2	r 0.0	r 0.0
Tunisia	744	198.5	r 46.8	r 34.3	r 34.1	r 41.2	r 35.0	8.5	r 1.7	r 2.8	r 1.6	r 2.2	r 2.7
United Arab Emirates	466	6,852.6	r 1,888.9	r 1,859.8	r 1,864.0	r 2,124.4	r 1,745.7	3,915.4	r 1,185.0	r 1,028.1	r 847.6	r 1,302.6	r 952.0
Yemen, Republic of	474	1.8	r 0.8	r 0.4	r 0.1	r 0.2	r 0.2	16.9	r 4.0	r 5.6	r 4.6	r 2.6	r 3.3
Middle East n.s.	489	0.2	r 0.0	r 0.0	r 0.1	r 0.0	0.0	r 0.0	r 0.0	r 0.0	r 0.0	r 0.0
Sub-Saharan Africa	603	3,275.0	720.8	991.4	929.0	1,068.7	874.1	4,447.3	907.0	919.9	1,300.3	980.4	693.3
Angola	614	23.2	r 7.8	r 6.6	r 4.3	r 8.0	r 4.1	2.0	r 0.8	r 80.1	r 33.8	r 68.6	r 9.1
Benin	638	17.8	r 1.9	r 1.8	r 1.3	r 1.5	r 1.0	0.4	r 0.0	r 0.4	r 0.2	r 0.1	r 0.6
Botswana	616	16.4	r 3.0	r 4.5	r 3.2	r 6.1	r 3.5	218.3	r 64.5	r 66.2	r 66.8	r 87.9	r 75.7
Burkina Faso	748	18.8	r 6.7	r 11.2	r 10.5	r 15.5	r 10.4	1.0	r 0.0	r 0.0	r 0.3	r 0.0
Burundi	618	2.1	r 1.6	r 1.6	r 1.2	r 16.1	r 1.0	0.1	r 0.0	r 0.0	r 0.0	r 0.0
Cabo Verde	624	1.5	r 0.6	r 1.1	r 1.3	r 3.0	r 0.2	0.0	r 0.0	r 0.0	r 0.0	r 0.3	r 0.3
Cameroon	622	117.8	r 17.0	r 16.4	r 20.4	r 20.6	r 27.1	4.4	r 1.5	r 0.7	r 0.3	r 0.6	r 0.3
Central African Rep.	626	2.6	r 0.8	r 0.1	r 0.2	r 0.1	r 0.1	0.0	r 0.0	r 0.1	r 0.0
Chad	628	3.3	r 1.0	r 0.7	r 2.4	r 0.6	r 1.1	0.0	r 0.1	r 0.0	r 0.0	r 0.0	r 0.0
Comoros	632	1.1	r 0.3	r 0.0	r 0.0	r 0.0	r 0.0	r 0.0	r 0.0	r 0.0
Congo, Dem. Rep. of	636	33.9	r 9.7	r 14.7	r 9.9	r 13.5	r 10.9	2.2	r 0.4	r 0.2	r 0.1	r 0.2	r 0.1
Congo, Republic of	634	22.8	r 5.9	r 5.8	r 4.9	r 3.3	r 4.3	3.5	r 0.4	r 1.3	r 1.6	r 0.2	r 0.7
Côte d'Ivoire	662	36.4	r 2.2	r 19.6	r 10.1	r 15.4	r 10.5	0.5	r 0.1	r 0.1	r 0.0	r 0.1	r 0.2
Equatorial Guinea	642	1.1	r 0.1	r 0.1	r 0.1	r 0.1	r 0.1	0.0	r 0.1
Ethiopia	644	141.7	r 30.5	r 70.0	r 52.9	r 60.0	r 23.7	21.4	r 4.8	r 4.9	r 4.5	r 3.5	r 2.3
Gabon	646	15.0	r 5.6	r 8.8	r 3.5	r 3.0	r 4.4	3.2	r 0.4	r 0.5	r 0.5	r 1.0	r 0.5
Gambia, The	648	1.2	r 0.0	r 2.7	r 0.1	r 4.8	r 0.1	0.1	r 0.1	r 0.0	r 0.0	r 0.0	r 0.0
Ghana	652	190.3	r 42.1	r 31.7	r 34.3	r 30.2	r 25.4	9.4	r 2.6	r 2.0	r 1.4	r 1.4	r 0.8
Guinea	656	12.8	r 2.0	r 5.2	r 4.0	r 4.7	r 3.3	2.4	r 0.4	r 0.9	r 0.9	r 1.2	r 0.9
Guinea-Bissau	654	1.3	r 0.4	r 0.4	r 0.9	r 0.3	r 0.1	0.0	r 0.0	r 0.0
Kenya	664	173.2	r 50.3	r 92.8	r 35.0	r 32.2	r 29.1	55.3	r 8.1	r 14.6	r 15.3	r 16.9	r 15.7
Lesotho	666	9.9	r 2.4	r 3.1	r 1.8	r 2.1	r 2.5	0.1	r 0.0	r 0.0	r 0.0	r 0.0	r 0.0
Liberia	668	5.7	r 1.3	r 0.3	r 0.4	r 0.7	r 1.7	0.5	r 0.0	r 0.3	r 0.5	r 0.2	r 0.1
Madagascar	674	37.0	r 10.6	r 8.8	r 9.0	r 11.4	r 7.8	5.2	r 1.2	r 0.7	r 1.6	r 1.3	r 1.2
Malawi	676	13.7	r 2.8	r 9.0	r 3.6	r 6.9	r 7.6	0.7	r 0.0	r 0.0	r 0.5	r 0.5	r 0.1
Mali	678	28.4	r 7.3	r 17.3	r 3.2	r 1.4	r 3.2	1.2	r 0.1	r 0.7	r 0.1	r 0.0	r 0.2
Mauritius	684	62.0	r 13.5	r 17.7	r 18.9	r 21.0	r 15.5	20.3	r 1.8	r 1.2	r 2.5	r 2.0	r 2.2
Mozambique	688	24.1	r 4.6	r 9.2	r 15.8	r 9.9	r 5.4	12.6	r 2.1	r 5.8	r 5.4	r 2.2	r 0.7
Namibia	728	12.2	r 1.0	r 0.9	r 5.6	r 3.5	r 2.0	14.8	r 0.2	r 0.3	r 15.6	r 22.9	r 11.1
Niger	692	12.3	r 1.6	r 1.2	r 1.9	r 0.2	r 2.9	0.1	r 0.0	r 0.1	r 0.0
Nigeria	694	683.8	r 111.5	r 138.0	r 197.0	r 203.4	r 178.6	59.8	r 23.6	r 19.3	r 15.7	r 11.3	r 10.4
Rwanda	714	50.6	r 10.9	r 10.0	r 11.7	r 8.4	r 7.5	0.5	r 0.1	r 0.1	r 0.2	r 0.1	r 0.3
São Tomé & Príncipe	716	1.2	r 0.2	r 0.2	r 0.1	r 0.3	r 0.1	0.0	r 0.0
Senegal	722	123.9	r 31.4	r 50.4	r 57.4	r 37.9	r 42.0	12.7	r 4.8	r 5.1	r 4.4	r 5.3	r 6.1
Seychelles	718	4.3	r 0.5	r 0.4	r 0.9	r 0.3	r 0.4	2.1	r 0.4	r 0.7	r 0.3	r 0.3	r 0.7
Sierra Leone	724	7.0	r 1.8	r 3.1	r 2.5	r 1.9	r 2.1	0.4	r 0.1	r 0.3	r 0.1	r 0.4	r 0.1
South Africa	199	943.2	r 215.6	r 296.6	r 256.4	r 380.4	r 300.3	3,883.0	r 758.6	r 676.6	r 1,089.1	r 701.8	r 514.6
South Sudan, Rep. of	733	2.3	r 0.4	r 0.1	r 0.3	r 0.4	r 0.2	0.0	r 0.0	r 0.0	r 0.1
Swaziland	734	7.9	r 1.5	r 1.6	r 4.1	r 3.6	r 0.5	0.6	r 0.4	r 0.0	r 0.5	r 0.2	r 0.1
Tanzania	738	97.7	r 20.9	r 21.3	r 25.0	r 22.7	r 18.9	28.7	r 5.4	r 9.1	r 6.7	r 9.8	r 6.7
Togo	742	188.9	r 59.4	r 60.3	r 61.7	r 63.1	r 87.0	7.9	r 2.0	r 2.0	r 2.8	r 0.8	r 2.2
Uganda	746	66.3	r 16.2	r 17.4	r 15.4	r 4.7	r 3.7	44.9	r 15.8	r 14.2	r 13.7	r 14.7	r 12.5
Zambia	754	34.9	r 11.2	r 15.6	r 19.5	r 14.8	r 18.3	9.5	r 0.7	r 1.6	r 3.1	r 13.7	r 3.4
Zimbabwe	698	22.4	r 4.2	r 12.5	r 16.1	r 30.4	r 5.3	17.2	r 5.5	r 9.6	r 11.6	r 10.8	r 13.4
Africa n.s.	799	1.2	r 0.1	r 0.6	r 0.4	r 0.2	r 0.1	0.0	r 0.0	r 0.0	r 0.0	r 0.0
Western Hemisphere	205	8,633.2	1,872.9	2,221.0	2,352.5	2,295.9	2,020.2	4,928.9	1,296.7	1,284.1	1,285.4	1,491.4	2,099.1
Argentina	213	643.5	r 137.0	r 185.1	r 169.2	r 152.3	r 143.8	240.0	r 53.9	r 57.1	r 56.2	r 67.9	r 71.4
Aruba	314	3.7	r 1.0	r 0.7	r 0.8	r 0.8	r 0.8	1.2	r 0.1	r 1.0	r 0.4	r 0.1	r 0.2
Bahamas, The	313	8.4	r 17.9	r 2.4	r 1.9	r 44.0	r 0.5	0.5	r 0.2	r 0.6	r 0.0	r 0.1	r 0.0
Barbados	316	4.9	r 0.2	r 0.1	r 0.4	r 0.7	r 0.2	0.1	r 1.5	r 3.6	r 3.0	r 2.9	r 3.1
Belize	339	10.4	r 0.3	r 0.2	r 0.3	r 0.2	r 0.3	1.0	r 0.0	r 0.0	r 0.1	r 0.6	r 0.0
Bolivia	218	46.1	r 6.2	r 9.0	r 8.8	r 8.2	r 7.3	5.2	r 1.8	r 1.0	r 5.2	r 4.7	r 2.3
Brazil	223	1,265.6	r 357.4	r 398.8	r 410.9	r 366.9	r 359.6	2,335.9	r 471.0	r 594.6	r 666.6	r 731.9	r 717.6

China, P.R.: Hong Kong (532)

In Millions of U.S. Dollars

		Exports (FOB)						Imports (CIF)					
		2016	2017Q1	2017Q2	2017Q3	2017Q4	2018Q1	2016	2017Q1	2017Q2	2017Q3	2017Q4	2018Q1
Chile	228	660.9	r 119.9	r 153.4	r 161.0	r 154.4	r 156.5	831.7	r 375.8	r 152.3	r 31.5	r 142.6	r 753.8
Colombia	233	501.6	r 111.2	r 98.6	r 114.7	r 146.0	r 148.1	48.5	r 7.0	r 10.3	r 9.2	r 15.6	r 12.3
Costa Rica	238	145.3	r 25.3	r 24.8	r 26.9	r 32.6	r 28.8	263.0	r 47.9	r 54.9	r 58.3	r 55.3	r 35.5
Dominican Republic	243	94.6	r 20.9	r 21.2	r 23.3	r 37.2	r 18.2	15.1	r 5.1	r 5.9	r 4.2	r 5.1	r 3.3
Ecuador	248	137.2	r 28.1	r 44.2	r 31.1	r 24.9	r 18.3	29.1	r 6.5	r 6.4	r 4.9	r 10.2	r 9.7
El Salvador	253	88.9	r 18.4	r 13.7	r 20.5	r 23.5	r 10.4	105.8	r 23.5	r 25.6	r 26.7	r 27.0	r 26.7
Greenland	326	0.0	r 0.8	r 1.1	r 0.2	r 0.0	r 0.0	r 0.1
Grenada	328	0.8	r 0.0	r 0.2	r 0.2	r 0.1	r 0.0	0.0	r 0.0	r 0.0
Guatemala	258	173.4	r 36.5	r 29.3	r 44.2	r 42.0	r 27.7	11.1	r 2.6	r 2.8	r 9.5	r 4.8	r 3.4
Guyana	336	1.9	r 0.8	r 0.2	r 0.4	r 0.2	r 0.1	16.3	r 3.1	r 2.9	r 4.9	r 4.7	r 5.9
Haiti	263	18.9	r 6.2	r 9.1	r 12.3	r 7.7	r 5.6	2.8	r 0.3	r 0.5	r 0.4	r 0.3	r 1.1
Honduras	268	89.6	r 13.4	r 19.0	r 12.4	r 17.3	r 16.4	6.4	r 2.7	r 4.4	r 1.4	r 2.5	r 3.9
Jamaica	343	22.1	r 2.1	r 2.6	r 2.4	r 2.4	r 1.2	1.5	r 1.0	r 1.3	r 0.8	r 0.6	r 1.3
Mexico	273	3,592.4	r 755.9	r 947.4	r 1,062.9	r 953.1	r 848.2	699.7	r 185.2	r 209.9	r 226.6	r 219.7	r 208.6
Nicaragua	278	57.3	r 8.7	r 11.2	r 10.2	r 20.4	r 16.9	15.6	r 3.3	r 7.3	r 2.9	r 5.9	r 7.7
Panama	283	217.2	r 34.0	r 51.8	r 57.4	r 54.4	r 56.4	39.1	r 7.3	r 6.6	r 5.7	r 6.9	r 4.8
Paraguay	288	150.2	r 22.1	r 29.9	r 29.5	r 35.8	r 27.0	11.3	r 1.3	r 1.4	r 3.9	r 6.1	r 5.4
Peru	293	504.7	r 106.1	r 110.9	r 100.9	r 115.9	r 89.2	143.9	r 76.1	r 22.4	r 19.4	r 23.3	r 66.8
Suriname	366	11.0	r 3.6	r 0.7	r 0.5	r 0.5	r 0.7	10.8	r 1.9	r 94.8	r 115.5	r 121.9	r 124.2
Trinidad and Tobago	369	45.3	r 8.9	r 9.6	r 9.4	r 13.8	r 2.9	10.7	r 0.4	r 0.1	r 0.2	r 0.2	r 0.4
Uruguay	298	83.5	r 19.5	r 23.7	r 29.2	r 28.2	r 21.0	56.5	r 14.5	r 11.3	r 13.4	r 14.5	r 18.0
Venezuela, Rep. Bol.	299	22.7	r 4.0	r 12.7	r 4.0	r 2.8	r 7.9	10.9	r 1.5	r 1.7	r 12.0	r 13.4	r 10.7
Western Hem. n.s.	399	31.2	r 6.5	r 9.2	r 6.4	r 9.8	r 6.4	15.4	r 1.4	r 3.4	r 2.6	r 2.8	r 1.1
Other Countries n.i.e	910	11.4	2.1	3.3	1.5	1.5	2.5	40.0	13.9	11.3	10.2	13.9	8.5
Cuba	928	5.2	r 2.1	r 1.8	r 0.7	r 0.7	r 1.2	39.1	r 13.8	r 10.4	r 10.2	r 13.9	r 8.5
Korea, Dem. People's Rep.	954	6.3	r 0.0	r 1.5	r 0.8	r 0.7	r 1.4	0.9	r 0.1	r 0.9	r 0.0	r 0.0
Special Categories	899	28.4
Countries & Areas n.s.	898	0.0	r 4.2	r 3.4	r 3.0	r 3.3	r 2.5	25.0	r 7.0	r 6.1	r 5.3	r 6.4	r 6.1
Memorandum Items													
Africa	605	3,901.5	887.5	1,121.0	1,037.0	1,188.7	987.1	4,574.3	937.4	951.3	1,334.8	1,013.3	730.1
Middle East	405	9,487.7	2,445.3	2,468.9	2,614.7	2,939.5	2,537.3	5,011.9	1,453.0	1,246.3	1,048.9	1,701.2	1,341.5
European Union	998	42,611.4	11,027.5	12,137.1	12,264.4	12,243.2	10,672.4	35,217.7	8,424.4	9,662.0	9,519.3	10,505.0	9,839.3
Export earnings: fuel	080	12,653.1	3,159.9	3,276.2	3,661.7	4,137.3	3,642.5	5,812.9	1,625.0	1,628.6	1,429.2	2,046.9	1,609.0
Export earnings: nonfuel	092	449,838.6	121,423.5	133,691.3	139,202.9	141,644.4	127,095.6	541,513.3	131,549.0	143,643.7	148,931.4	158,974.9	143,883.0

China, P.R.: Macao (546)

In Millions of U.S. Dollars

		Exports (FOB)						Imports (CIF)					
		2016	2017Q1	2017Q2	2017Q3	2017Q4	2018Q1	2016	2017Q1	2017Q2	2017Q3	2017Q4	2018Q1
IFS World		1,256.6	368.7	333.6	365.3	338.3	8,924.8	2,225.4	2,122.4	2,404.2	2,696.9
World	001	1,256.6	368.7	333.6	365.3	338.3	368.6	8,924.4	2,225.3	2,122.2	2,404.1	2,696.8	2,780.0
Advanced Economies	110	798.2	267.1	217.0	208.7	214.7	251.0	5,219.8	1,368.2	1,308.4	1,483.8	1,579.6	1,671.1
Euro Area	163	19.2	5.1	6.0	3.9	4.9	4.5	1,957.3	538.6	507.1	580.1	585.0	674.8
Austria	122	0.1	5.1	r 1.1	r 1.5	r 2.0	r 1.8	r 3.1
Belgium	124	1.5	r 0.7	r 0.5	r 0.7	r 0.6	r 1.4	16.6	r 4.3	r 4.5	r 4.2	r 4.7	r 5.4
Cyprus	423	0.3	r 0.1	r 1.7	r 0.1	r 0.1	r 0.1
Estonia	939	0.0	r 0.1	r 0.0	r 0.0	r 0.0	r 0.0
Finland	172	r 0.0	r 0.1	2.3	r 0.5	r 0.5	r 0.3	r 0.8	r 0.2
France	132	4.1	r 1.9	r 2.7	r 1.5	r 1.9	r 1.3	703.7	r 202.1	r 157.6	r 163.5	r 181.7	r 220.5
Germany	134	6.1	r 0.9	r 1.5	r 1.0	r 1.4	r 0.9	195.2	r 43.3	r 51.4	r 55.7	r 56.1	r 59.4
Greece	174	r 0.0	1.5	r 1.2	r 0.3	r 0.3	r 0.3	r 0.2
Ireland	178	1.7	79.2	r 13.4	r 14.8	r 11.9	r 10.1	r 12.4
Italy	136	0.6	r 0.3	r 0.2	r 0.0	r 0.1	r 0.2	699.1	r 203.3	r 190.4	r 247.7	r 240.8	r 267.8
Lithuania	946	0.1	r 0.0	r 0.0	r 0.1	r 0.0	r 0.0
Malta	181	0.1	r 0.0	r 0.0	r 0.0	r 0.0	r 0.0
Netherlands	138	4.3	r 1.3	r 1.0	r 0.7	r 0.9	r 0.6	168.7	r 43.7	r 58.1	r 68.3	r 63.0	r 76.9
Portugal	182	0.7	r 0.0	r 0.0	r 0.0	34.5	r 8.1	r 7.7	r 8.9	r 8.6	r 11.0
Slovak Republic	936	0.4	r 0.1	r 0.1	r 0.1	r 0.3	r 0.4
Slovenia	961	3.9	r 0.4	r 0.5	r 1.3	r 0.5	r 0.6
Spain	184	0.1	r 0.0	r 0.0	r 0.0	46.4	r 16.8	r 18.0	r 15.7	r 16.2	r 16.9
Australia	193	2.8	r 0.3	r 0.6	r 0.4	r 0.4	r 0.2	109.0	r 24.4	r 27.5	r 25.4	r 33.0	r 30.2
Canada	156	1.5	r 0.3	r 0.5	r 0.6	r 0.5	r 0.6	37.0	r 10.1	r 8.9	r 12.0	r 7.9	r 10.0
China,P.R.: Hong Kong	532	695.3	r 243.0	r 194.5	r 189.5	r 195.4	r 238.2	776.9	r 198.7	r 194.7	r 211.0	r 242.6	r 232.8
Czech Republic	935	r 0.0	r 0.3	2.5	r 1.3	r 0.1	r 0.5	r 1.1	r 0.5
Denmark	128	r 0.1	r 0.0	11.4	r 3.2	r 1.8	r 2.0	r 3.2	r 4.2
Iceland	176	r 0.0	0.1	r 0.0	r 0.0	r 0.0	r 0.0	r 0.1
Israel	436	1.0	r 0.1	r 0.1	r 0.0	r 0.1	r 0.0	2.6	r 0.7	r 0.5	r 0.6	r 0.7	r 0.6
Japan	158	38.9	r 8.9	r 6.4	r 4.7	r 1.5	r 1.4	565.1	r 145.7	r 148.6	r 171.1	r 213.6	r 214.9
Korea, Republic of	542	1.8	r 0.5	r 0.1	r 1.1	r 0.2	r 0.2	183.9	r 54.5	r 58.3	r 68.9	r 61.5	r 66.8
New Zealand	196	0.1	r 0.0	r 0.1	r 0.1	r 0.1	36.4	r 7.5	r 8.6	r 9.1	r 9.2	r 11.6
Norway	142	9.0	r 2.5	r 2.2	r 2.4	r 2.2	r 2.4
Singapore	576	10.1	r 1.5	r 1.3	r 1.5	r 2.6	r 0.4	133.4	r 32.0	r 30.6	r 35.8	r 27.5	r 22.7
Sweden	144	r 0.0	19.1	r 5.7	r 2.6	r 3.8	r 4.5	r 2.7
Switzerland	146	0.6	r 0.2	r 0.0	r 0.3	r 0.1	r 0.5	667.8	r 169.2	r 163.6	r 175.9	r 188.8	r 213.8
Taiwan Prov.of China	528	5.9	r 0.5	r 0.7	r 1.5	r 1.9	r 0.4	156.9	r 52.3	r 44.3	r 43.0	r 44.0	r 50.9
United Kingdom	112	1.3	r 1.3	r 0.2	r 0.3	r 0.7	r 0.2	122.0	r 28.8	r 23.8	r 28.9	r 33.1	r 38.4
United States	111	19.5	r 5.4	r 6.4	r 4.9	r 6.4	r 4.0	429.1	r 93.0	r 85.3	r 113.3	r 121.7	r 93.7
Vatican	187	0.3
Emerg. & Dev. Economies	200	282.9	54.5	69.1	107.6	69.9	64.3	3,702.4	856.1	812.8	919.4	1,116.0	1,107.6
Emerg. & Dev. Asia	505	272.9	54.3	67.7	105.8	67.9	63.4	3,532.3	811.7	769.0	874.7	1,067.6	1,048.9
Bangladesh	513	0.0	r 0.0	3.6	r 0.8	r 1.0	r 1.6	r 1.5	r 2.5
Cambodia	522	0.9	r 0.0	r 0.2	r 9.0	r 0.0	r 0.1	3.5	r 0.4	r 0.6	r 1.0	r 1.0	r 1.9
China,P.R.: Mainland	924	219.0	r 51.1	r 63.5	r 88.2	r 61.4	r 58.4	3,232.6	r 739.8	r 694.7	r 790.2	r 976.2	r 948.9
Fiji	819	0.0	r 0.0	0.7	r 0.3	r 0.2	r 0.3	r 0.3	r 0.5
India	534	4.3	r 1.1	r 1.3	r 5.4	r 1.6	r 2.0	10.6	r 2.5	r 3.0	r 3.5	r 3.6	r 11.3
Indonesia	536	0.4	r 0.1	r 0.1	r 0.0	r 0.1	r 0.2	32.3	r 8.0	r 7.3	r 6.5	r 8.7	r 9.4
Lao People's Dem.Rep	544	r 0.0	0.2	r 0.1	r 0.2	r 0.3	r 0.3	r 0.5
Malaysia	548	1.3	r 0.2	r 0.0	r 0.1	r 0.7	r 0.6	70.3	r 15.5	r 16.0	r 20.1	r 19.6	r 18.0
Myanmar	518	0.0	r 0.0	r 0.0	r 0.0	r 0.1	r 0.0	1.7	r 0.4	r 0.5	r 0.6	r 0.6	r 0.8
Philippines	566	36.4	r 0.5	r 0.2	r 1.1	r 1.4	r 0.1	21.4	r 4.6	r 5.1	r 6.7	r 8.2	r 5.0
Solomon Islands	813	0.5	r 0.4	r 0.4
Sri Lanka	524	2.8	r 0.0	r 1.0	r 1.0	r 0.0	r 0.4	1.4	r 0.4	r 0.4	r 0.5	r 0.6	r 0.6
Thailand	578	3.8	r 0.4	r 0.3	r 0.1	r 0.1	r 0.1	105.6	r 26.9	r 27.4	r 27.3	r 31.1	r 30.5
Vietnam	582	3.4	r 0.9	r 0.7	r 0.8	r 2.0	r 1.6	48.3	r 12.1	r 12.6	r 16.0	r 15.9	r 19.0
Europe	170	1.4	1.0	0.2	36.4	8.2	7.3	11.4	10.6	12.2
Emerg. & Dev. Europe	903	1.4	1.0	0.2	33.8	7.4	6.6	10.6	9.9	11.5
Albania	914	0.4	r 0.1	r 0.4	r 0.9	r 0.4	r 0.2
Bosnia and Herzegovina	963	0.4	r 0.0	r 0.1	r 0.0	r 0.0	r 0.0
Bulgaria	918	1.7	r 0.8	r 0.3	r 0.6	r 0.5	r 0.5

China, P.R.: Macao (546)

In Millions of U.S. Dollars

		Exports (FOB)						Imports (CIF)					
		2016	2017Q1	2017Q2	2017Q3	2017Q4	2018Q1	2016	2017Q1	2017Q2	2017Q3	2017Q4	2018Q1
Croatia	960	0.3	r 0.2	r 0.1	r 0.1	r 0.1	r 0.2
Hungary	944	1.4	r 1.0	r 0.2	1.9	r 0.2	r 1.0	r 1.5	r 1.3	r 2.1
Poland	964	6.9	r 1.7	r 1.9	r 1.9	r 1.7	r 2.0
Romania	968	r 0.0	7.4	r 1.9	r 1.5	r 2.6	r 2.5	r 1.5
Serbia, Republic of	942	0.6	r 0.1	r 0.1	r 0.2	r 0.1	r 0.1
Turkey	186	14.1	r 2.4	r 1.4	r 2.6	r 3.2	r 5.0
CIS	901	0.0	2.6	0.8	0.6	0.8	0.7	0.7
Belarus	913	0.0	r 0.0	r 0.0	r 0.0	r 0.1
Moldova	921	0.3	r 0.1	r 0.0	r 0.1	r 0.0	r 0.1
Russian Federation	922	0.0	2.0	r 0.5	r 0.5	r 0.6	r 0.7	r 0.4
Ukraine	926	0.1	r 0.1	r 0.1	r 0.1	r 0.0	r 0.1
Mid East, N Africa, Pak	440	6.7	0.1	1.0	0.5	1.7	0.7	47.9	15.7	12.5	10.1	12.8	18.3
Djibouti	611	0.3
Egypt	469	0.3	r 0.0	r 0.1	r 0.3	r 0.2	r 0.1	0.6	r 0.5	r 0.3	r 0.1	r 0.1	r 0.5
Jordan	439	0.1	r 0.1	r 0.0	r 0.1	0.0	r 0.0	r 0.0	r 0.0	r 0.1
Mauritania	682	0.1	r 0.0	r 0.0	r 0.0
Morocco	686	0.1	r 0.0	r 0.0	r 0.0	r 0.0	1.3	r 0.2	r 0.0	r 0.0	r 0.1	r 0.7
Oman	449	0.1
Pakistan	564	1.0	r 0.1	r 0.0	r 0.2	r 0.1	r 0.1
Saudi Arabia	456	r 0.0	r 0.7	r 0.0	41.5	r 14.2	r 11.8	r 8.6	r 11.2	r 15.5
Tunisia	744	2.9	r 0.6	r 0.3	r 0.6	r 0.6	r 0.8
United Arab Emirates	466	5.8	r 0.1	r 0.9	r 0.2	r 0.8	r 0.5	0.5	r 0.0	r 0.1	r 0.4	r 0.7	r 0.6
Sub-Saharan Africa	603	0.1	0.0	0.0	0.0	0.0	0.0	19.7	3.9	3.8	3.9	6.4	6.7
Ethiopia	644	0.0	r 0.0	r 0.0	r 0.0	r 0.0	r 0.1
Ghana	652	0.1	r 0.0	r 0.0	0.0	r 0.0	r 0.0	r 0.0	r 0.0	r 0.0
Kenya	664	1.1	r 0.1	r 0.1	r 0.2	r 0.3	r 0.1
Madagascar	674	0.1	r 0.0	r 0.0	r 0.0	r 0.0	r 0.0
Mauritius	684	0.2	r 0.1	r 0.0	r 0.2	r 0.3	r 0.4
Nigeria	694	0.0	r 0.0	r 0.0	r 0.0	0.9	r 0.2	r 0.2	r 0.3	r 0.4	r 0.2
Seychelles	718	r 0.0	0.0	r 0.0	r 0.0	r 0.3
South Africa	199	0.0	15.3	r 3.1	r 3.0	r 2.7	r 4.7	r 5.0
Tanzania	738	1.6	r 0.2	r 0.4	r 0.4	r 0.4	r 0.3
Uganda	746	0.4	r 0.1	r 0.1	r 0.1	r 0.4	r 0.2
Zimbabwe	698	0.1	r 0.0	r 0.0	r 0.0	r 0.0	r 0.0
Western Hemisphere	205	1.8	0.0	0.3	0.2	0.1	0.1	66.1	16.7	20.2	19.4	18.6	21.5
Argentina	213	0.3	r 0.0	r 0.1	r 0.0	r 0.1	r 0.0	6.3	r 2.1	r 1.4	r 1.3	r 1.4	r 1.6
Bahamas, The	313	0.1	r 0.0	r 0.0	r 0.0	r 0.0	r 0.0
Brazil	223	0.0	r 0.0	r 0.0	r 0.0	48.8	r 11.1	r 11.3	r 12.4	r 12.6	r 13.8
Chile	228	0.0	r 0.0	r 0.0	r 0.0	r 0.0	3.2	r 0.9	r 0.6	r 0.6	r 0.8	r 1.5
Colombia	233	r 0.0	r 0.0	0.5	r 0.1	r 0.2	r 0.2	r 0.3	r 0.1
Dominican Republic	243	0.5	r 0.2	r 0.1	r 0.2	r 0.1	r 0.2
Ecuador	248	r 0.1	r 0.1	0.4	r 0.2	r 0.4	r 0.2	r 0.2	r 0.4
Greenland	326	0.1	r 0.0	r 0.0	r 0.0	r 0.0	r 0.0
Jamaica	343	0.1	r 0.0	r 0.0	r 0.0	r 0.0	r 0.0
Mexico	273	0.1	r 0.0	r 0.0	r 0.0	r 0.0	4.5	r 1.1	r 6.1	r 4.0	r 2.7	r 3.6
Panama	283	1.4	r 0.2	0.1	r 0.0	r 0.0	r 0.0	r 0.0	r 0.0
Peru	293	0.0	r 0.0	r 0.0	r 0.0	r 0.0	0.9	r 0.1	r 0.1	r 0.3	r 0.2	r 0.3
Uruguay	298	0.0	0.6	r 0.7	r 0.0	r 0.1	r 0.1	r 0.1
Other Countries n.i.e	910	0.0	2.3	1.0	1.1	0.8	1.2	1.3
Cuba	928	2.3	r 1.0	r 1.1	r 0.8	r 1.2	r 1.3
Countries & Areas n.s.	898	175.5	r 47.1	r 47.4	r 49.1	r 53.6	r 53.3
Memorandum Items													
Africa	605	0.6	0.0	0.1	0.0	0.0	0.1	23.9	4.7	4.1	4.5	7.1	8.1
Middle East	405	6.2	0.1	1.0	0.5	1.7	0.7	42.8	14.9	12.2	9.2	12.0	16.7
European Union	998	21.8	6.4	6.3	5.2	5.8	5.0	2,130.6	582.4	540.0	622.2	633.0	726.9
Export earnings: fuel	080	5.9	0.1	0.9	0.3	1.5	0.6	45.9	15.4	13.1	10.3	13.5	17.1
Export earnings: nonfuel	092	1,250.7	368.6	332.6	365.0	336.8	368.0	8,878.5	2,209.9	2,109.1	2,393.7	2,683.3	2,762.9

Colombia (233)

In Millions of U.S. Dollars

		Exports (FOB)						Imports (CIF)					
		2016	2017Q1	2017Q2	2017Q3	2017Q4	2018Q1	2016	2017Q1	2017Q2	2017Q3	2017Q4	2018Q1
IFS World		31,008.0	44,889.9
World	001	31,390.4	8,677.5	8,765.0	9,533.5	10,264.9	9,680.7	44,285.4	11,193.1	11,440.4	11,584.6	11,491.1	11,377.6
Advanced Economies	110	16,466.7	4,411.1	4,269.5	4,688.2	4,960.9	4,686.1	21,612.3	5,800.2	5,672.1	5,558.0	5,437.7	5,537.6
Euro Area	163	3,359.4	1,040.8	756.3	1,384.5	1,201.8	992.6	4,970.4	1,249.9	1,318.7	1,599.9	1,395.9	1,292.4
Austria	122	1.5	r 0.1	r 0.2	r 0.2	r 0.2	r 0.3	141.5	r 34.5	r 45.3	r 45.9	r 45.8	r 34.6
Belgium	124	451.0	r 158.2	r 137.0	r 107.5	r 104.5	r 108.5	201.9	r 52.6	r 53.8	r 72.0	r 60.8	r 57.0
Cyprus	423	0.2	r 0.1	r 0.2	r 0.1	r 0.0	r 0.5	0.1	r 0.0	r 0.0	r 0.0	r 0.9	r 0.2
Estonia	939	5.7	r 1.0	r 1.7	r 0.7	r 0.9	r 1.4	2.0	r 0.6	r 1.1	r 0.9	r 1.5	r 0.7
Finland	172	69.9	r 13.1	r 18.1	r 20.5	r 19.7	r 16.5	93.9	r 29.3	r 38.6	r 52.3	r 24.1	r 29.9
France	132	404.6	r 109.4	r 56.6	r 73.3	r 65.6	r 81.0	828.8	r 231.5	r 236.9	r 306.5	r 174.5	r 188.0
Germany	134	475.9	r 106.9	r 116.5	r 112.5	r 137.3	r 126.4	1,707.7	r 415.6	r 452.6	r 510.3	r 495.5	r 429.8
Greece	174	24.4	r 6.5	r 7.3	r 4.1	r 6.6	r 6.8	13.9	r 3.9	r 3.5	r 2.8	r 5.0	r 3.7
Ireland	178	70.2	r 37.4	r 22.6	r 25.0	r 20.5	r 18.9	151.9	r 38.2	r 39.2	r 49.9	r 31.7	r 35.3
Italy	136	439.1	r 166.3	r 99.9	r 141.9	r 72.5	r 93.4	761.3	r 174.0	r 179.3	r 195.4	r 205.9	r 185.2
Latvia	941	0.8	r 0.6	r 0.7	r 0.7	r 0.9	r 0.8	2.8	r 0.4	r 1.0	r 0.7	r 1.0	r 0.3
Lithuania	946	2.0	r 0.4	r 0.4	r 0.3	r 0.5	r 0.4	6.9	r 0.8	r 0.7	r 0.9	r 1.2	r 1.0
Luxembourg	137	0.0	r 0.0	r 0.0	r 0.0	r 0.8	r 0.0	6.4	r 2.5	r 2.5	r 2.0	r 2.7	r 4.2
Malta	181	17.3	r 0.2	r 0.2	r 0.1	r 0.0	r 0.1	0.9	r 0.2	r 0.3	r 0.3	r 0.3	r 0.3
Netherlands	138	r 587.7	r 378.5	r 272.3	r 96.1	r 61.4	r 66.3
Portugal	182	213.6	r 96.2	r 111.2	r 70.3	r 119.7	r 75.6	90.6	r 15.6	r 13.6	r 15.7	r 21.9	r 21.2
Slovak Republic	936	0.7	r 3.7	r 0.3	r 0.2	r 0.2	r 0.1	21.9	r 4.9	r 5.0	r 4.7	r 6.6	r 6.7
Slovenia	961	23.2	r 7.6	r 18.6	r 18.3	r 17.1	r 29.3	19.6	r 5.8	r 6.4	r 4.9	r 4.4	r 3.9
Spain	184	1,159.4	r 333.1	r 164.8	r 220.8	r 256.2	r 160.4	918.5	r 239.4	r 238.7	r 238.5	r 250.7	r 224.0
Australia	193	47.6	r 12.0	r 11.6	r 18.0	r 15.4	r 16.5	45.5	r 12.6	r 11.8	r 9.3	r 9.7	r 7.9
Canada	156	387.5	r 116.9	r 110.3	r 132.5	r 147.2	r 214.2	766.8	r 209.1	r 196.9	r 180.6	r 204.5	r 166.0
China,P.R.: Hong Kong	532	99.8	r 24.1	r 20.4	r 18.2	r 21.6	r 21.5	49.7	r 12.3	r 10.9	r 12.4	r 14.4	r 16.7
China,P.R.: Macao	546	0.1	r 0.1	r 0.1	r 0.1	r 0.1	0.1	r 0.0	r 0.0	r 0.0	r 0.0	r 0.0
Czech Republic	935	4.9	r 1.2	r 1.4	r 1.3	r 1.0	r 0.8	59.3	r 13.3	r 15.7	r 14.2	r 15.9	r 18.4
Denmark	128	34.7	r 8.0	r 1.5	r 5.4	r 10.6	r 1.8	112.0	r 23.7	r 20.1	r 35.0	r 28.4	r 26.8
Iceland	176	0.5	r 0.1	r 0.3	r 0.2	0.6	r 1.0	r 0.1	r 0.2	r 0.2	r 0.1
Israel	436	275.5	r 61.1	r 69.2	r 112.1	r 60.4	r 167.9	142.7	r 33.7	r 24.1	r 28.5	r 42.3	r 24.6
Japan	158	427.6	r 135.1	r 121.1	r 133.7	r 167.5	r 129.5	1,115.6	r 350.2	r 279.2	r 299.5	r 302.4	r 316.6
Korea, Republic of	542	402.1	r 67.1	r 139.0	r 116.4	r 134.6	r 131.4	888.9	r 230.4	r 214.4	r 168.4	r 178.4	r 190.5
New Zealand	196	14.4	r 4.7	r 3.3	r 4.3	r 2.3	r 4.3	8.6	r 2.4	r 8.2	r 2.0	r 2.0	r 2.0
Norway	142	42.8	r 10.2	r 14.1	r 17.0	r 10.1	r 12.3	33.9	r 10.5	r 9.3	r 4.8	r 7.2	r 8.3
San Marino	135	1.0	r 0.1	r 0.1	r 0.2	r 0.3	r 0.1
Singapore	576	66.1	r 133.6	r 25.7	r 101.9	r 118.1	r 37.1	95.6	r 23.8	r 20.5	r 22.6	r 44.6	r 23.4
Sweden	144	44.1	r 13.1	r 9.5	r 13.5	r 10.9	r 9.0	131.9	r 32.3	r 41.0	r 37.9	r 40.6	r 35.0
Switzerland	146	376.2	r 94.0	r 95.2	r 80.5	r 84.7	r 70.0	387.0	r 105.8	r 97.2	r 108.5	r 101.5	r 108.8
Taiwan Prov.of China	528	41.4	r 17.0	r 17.1	r 10.8	r 35.4	r 30.3	432.8	r 100.3	r 104.0	r 110.9	r 102.5	r 96.5
United Kingdom	112	482.2	r 95.5	r 95.2	r 115.0	r 97.5	r 121.2	415.7	r 123.3	r 86.8	r 131.9	r 120.7	r 175.6
United States	111	10,359.8	r 2,576.8	r 2,778.5	r 2,422.7	r 2,841.6	r 2,725.9	11,954.2	r 3,265.6	r 3,213.2	r 2,791.2	r 2,826.2	r 3,027.9
Vatican	187	r 0.1
Emerg. & Dev. Economies	200	12,867.5	3,605.3	3,930.4	4,681.0	5,176.9	4,913.2	21,451.3	5,047.6	5,264.8	5,688.6	5,737.1	5,605.5
Emerg. & Dev. Asia	505	1,564.5	355.4	432.2	650.2	706.1	828.4	10,800.6	2,498.1	2,677.9	2,960.7	3,014.5	2,873.9
American Samoa	859	2.3	r 0.6	r 0.3	r 0.1	r 0.0
Bangladesh	513	0.2	r 0.0	r 0.4	r 0.6	r 0.2	r 2.8	36.3	r 10.6	r 9.8	r 14.8	r 19.2	r 17.1
Brunei Darussalam	516	0.1	r 0.0	r 0.0	r 0.0	0.0	r 0.0	r 0.0
Cambodia	522	1.6	r 0.2	r 0.1	r 0.0	r 0.0	18.1	r 5.4	r 5.7	r 6.8	r 5.4	r 5.8
China,P.R.: Mainland	924	1,162.4	r 254.1	r 345.1	r 507.1	r 599.7	r 723.2	8,631.4	r 1,984.3	r 2,084.5	r 2,322.9	r 2,362.7	r 2,290.0
Fiji	819	0.2	r 0.1	r 0.0	r 0.1	r 0.1	r 0.1	0.0	r 0.0
F.T. French Polynesia	887	r 0.0	r 0.0	r 0.0	r 0.1	0.0	r 0.0	r 0.0	r 0.0	r 0.0	r 0.0
F.T. New Caledonia	839	0.2	r 0.0	r 0.0	0.0
Guam	829	0.1	r 0.0	r 0.0	r 0.0	r 0.0	r 0.0
India	534	225.6	r 44.7	r 59.0	r 102.7	r 73.3	r 36.7	945.9	r 229.8	r 244.6	r 270.8	r 296.9	r 256.2
Indonesia	536	6.6	r 1.1	r 4.7	r 1.0	r 0.9	r 1.7	181.3	r 47.4	r 45.7	r 51.0	r 42.0	r 41.0
Lao People's Dem.Rep	544	0.0	r 0.0	r 0.2	0.1	r 0.0	r 0.0	r 0.0	r 0.1	r 0.1
Malaysia	548	95.4	r 35.7	r 5.0	r 10.0	r 11.1	r 41.7	162.6	r 37.5	r 41.1	r 47.8	r 45.0	r 37.2
Marshall Islands	867	0.2
Myanmar	518	0.1	r 0.4	r 4.5	r 0.1	0.6	r 0.6	r 0.5	r 0.8	r 1.0	r 0.9

Colombia (233)

In Millions of U.S. Dollars

		Exports (FOB)						Imports (CIF)					
		2016	2017Q1	2017Q2	2017Q3	2017Q4	2018Q1	2016	2017Q1	2017Q2	2017Q3	2017Q4	2018Q1
Papua New Guinea	853	0.0	r 0.0	r 0.0	r 0.1
Philippines	566	12.4	r 2.5	r 3.5	r 2.3	r 4.0	r 2.6	39.5	r 9.5	r 11.0	r 11.7	r 11.0	r 11.8
Samoa	862	r 0.0	2.5	r 1.2
Solomon Islands	813	0.1	r 0.0	0.1	r 0.2
Sri Lanka	524	0.4	r 0.1	r 0.1	r 0.1	r 0.0	r 0.4	17.6	r 4.8	r 4.1	r 5.1	r 5.7	r 5.9
Thailand	578	48.2	r 10.9	r 4.4	r 7.5	r 7.2	r 9.8	291.2	r 66.4	r 70.9	r 77.4	r 80.1	r 77.4
Timor-Leste	537	0.1	r 0.0
Tonga	866	0.1	r 0.0	r 0.1	r 0.0
Vanuatu	846	0.1	r 0.0	r 0.0	0.1	r 0.0	r 0.0
Vietnam	582	9.5	r 5.5	r 5.3	r 18.5	r 9.4	r 9.2	470.7	r 101.0	r 159.5	r 151.1	r 145.4	r 129.3
Asia n.s.	598	1.0	0.1	r 0.0	r 0.0	r 0.0	r 0.0	r 0.0
Europe	170	1,109.7	428.5	379.1	367.3	498.8	533.1	866.5	217.9	267.8	294.7	203.1	270.5
Emerg. & Dev. Europe	903	1,024.7	393.8	341.4	339.8	481.9	501.6	542.9	145.1	152.9	182.8	138.3	171.8
Albania	914	0.7	r 1.0	r 0.3	r 0.3	r 0.3	r 3.7	0.4	r 0.1	r 0.1	r 0.0	r 0.1	r 0.1
Bosnia and Herzegovina	963	1.0	r 0.1	r 0.2	r 0.2	r 0.2	r 0.5
Bulgaria	918	4.8	r 0.1	r 0.2	r 0.1	r 6.2	r 0.1	7.6	r 2.0	r 1.7	r 1.9	r 2.6	r 4.1
Croatia	960	13.1	r 0.4	r 0.3	r 0.3	r 6.1	r 0.6	5.1	r 0.2	r 10.3	r 21.5	r 0.2	r 0.2
Gibraltar	823	167.1	r 39.0	0.0	r 0.0	r 0.0
Hungary	944	1.3	r 0.3	r 0.1	r 0.3	r 0.3	r 0.4	65.2	r 21.5	r 27.7	r 18.6	r 22.8	r 20.4
Macedonia, FYR	962	0.0	r 0.0	0.4	r 0.0	r 0.0	r 0.0	r 0.0	r 0.0
Montenegro	943	0.0	r 0.0	r 0.0	r 0.0	r 0.2	r 0.3
Poland	964	67.7	r 22.9	r 15.0	r 17.1	r 32.3	r 39.3	121.4	r 21.4	r 22.9	r 25.4	r 23.3	r 23.9
Romania	968	8.4	r 2.5	r 1.6	r 1.7	r 2.0	r 2.0	102.9	r 38.8	r 29.7	r 45.4	r 39.3	r 51.2
Serbia, Republic of	942	0.1	r 0.0	r 0.0	r 0.0	r 0.0	1.8	r 0.1	r 0.2	r 0.2	r 0.1	r 0.0
Turkey	186	761.3	r 327.7	r 323.7	r 319.9	r 434.4	r 455.2	237.2	r 60.9	r 60.2	r 69.6	r 49.6	r 71.4
CIS	901	84.8	34.8	37.4	27.5	16.9	31.5	323.0	72.7	114.9	111.5	64.6	98.7
Armenia	911	0.1	r 0.0	r 0.2	r 0.1	0.0	r 0.0	r 0.0	r 0.0	r 0.0	r 0.0
Azerbaijan, Rep. of	912	0.1	r 0.1	r 0.0	r 0.0	r 0.1	r 0.1	0.0
Belarus	913	0.4	r 0.1	r 0.2	r 0.2	r 0.2	r 0.3	10.9	r 3.1	r 11.3	r 9.4	r 2.0	r 8.7
Georgia	915	2.7	r 2.1	r 11.1	r 0.0	r 0.1	r 0.1	2.2	r 1.0	r 0.2	r 0.1	r 0.0	r 0.4
Kazakhstan	916	1.0	r 0.4	r 0.3	r 0.4	r 0.3	r 0.5	2.5	r 0.3	r 0.7	r 1.1	r 0.5	r 0.5
Moldova	921	0.0	r 0.0	r 0.0	0.4	r 0.4	r 0.5	r 0.5	r 0.1	r 1.0
Russian Federation	922	73.1	r 22.5	r 24.5	r 23.4	r 11.4	r 27.7	255.8	r 54.8	r 90.8	r 86.2	r 53.8	r 72.4
Tajikistan	923	0.1	r 0.0	r 0.0	r 0.0	r 0.0	0.0	r 0.0	r 0.0
Ukraine	926	7.3	r 9.6	r 1.4	r 3.4	r 4.6	r 2.5	48.2	r 12.9	r 11.3	r 13.7	r 7.1	r 15.3
Uzbekistan	927	0.0	r 0.0	2.9	r 0.1	r 0.1	r 0.4	r 1.1	r 0.3
Europe n.s.	884	0.2	r 0.3	r 0.0	0.6	r 0.1	r 0.1	r 0.4	r 0.2	r 0.0
Mid East, N Africa, Pak	440	144.1	33.0	59.0	64.5	42.9	83.2	166.2	46.5	48.3	51.6	53.3	44.6
Afghanistan, I.R. of	512	0.0	0.1	r 0.9	r 0.1	r 0.0	r 0.0	r 0.0
Algeria	612	1.6	r 0.2	r 0.3	r 0.2	r 0.1	r 0.0	0.0	r 0.0	r 1.5
Bahrain, Kingdom of	419	0.8	r 0.2	r 0.2	r 0.2	r 0.1	r 0.2	5.1	r 3.4	r 3.5	r 4.4	r 5.6	r 1.7
Djibouti	611	0.4	r 0.2	r 0.0	r 0.7	0.0
Egypt	469	5.9	r 0.6	r 4.8	r 3.9	r 1.7	r 0.6	9.9	r 2.6	r 6.6	r 4.3	r 4.2	r 2.8
Iran, I.R. of	429	2.4	r 0.3	r 0.8	r 0.6	r 0.5	r 0.2	1.0	r 0.1	r 0.1	r 0.4	r 0.3	r 0.6
Iraq	433	26.3	r 4.6	r 3.9	r 10.3	r 0.6	r 11.5	0.3	r 0.0
Jordan	439	25.4	r 5.6	r 9.7	r 6.2	r 8.9	r 10.5	2.7	r 0.4	r 0.7	r 0.8	r 1.0	r 0.3
Kuwait	443	3.3	r 0.9	r 0.6	r 0.5	r 0.6	r 1.6	0.1	r 0.0	r 0.0	r 0.0
Lebanon	446	17.9	r 10.6	r 4.2	r 12.5	r 13.5	r 11.1	1.1	r 0.3	r 0.1	r 0.1	r 0.0	r 0.1
Libya	672	1.1	r 0.6	r 0.1	r 1.3	r 0.2	0.0	r 0.0
Morocco	686	5.8	r 1.2	r 18.7	r 6.7	r 4.2	r 5.2	39.0	r 11.5	r 11.9	r 11.5	r 8.1	r 12.0
Oman	449	1.7	r 0.3	r 0.1	r 0.2	r 0.1	r 0.1	1.4	r 0.3	r 0.2	r 1.7	r 2.9	r 1.1
Pakistan	564	1.5	r 0.3	r 2.9	r 8.8	r 0.4	r 0.8	41.8	r 11.1	r 10.0	r 12.4	r 11.7	r 9.3
Qatar	453	0.9	r 0.4	r 0.2	r 0.3	r 0.1	r 0.4	11.6	r 1.0	r 1.5	r 1.8	r 1.6	r 1.2
Saudi Arabia	456	8.5	r 1.2	r 1.3	r 6.7	r 1.9	r 4.3	35.1	r 9.8	r 7.0	r 8.6	r 11.5	r 9.2
Sudan	732	0.1	r 0.0	r 0.0	0.3	r 0.1	r 0.1	r 0.1	r 0.0
Syrian Arab Republic	463	1.9	r 0.8	r 0.3	r 0.6	r 0.7	r 0.7	0.3	r 0.1	r 0.1	r 0.1	r 0.0
Tunisia	744	2.4	r 0.3	r 0.3	r 0.4	r 0.7	r 0.5	4.3	r 1.0	r 1.0	r 1.3	r 1.5	r 0.7
United Arab Emirates	466	33.3	r 4.2	r 10.2	r 4.9	r 7.0	r 34.9	12.0	r 3.8	r 5.4	r 4.2	r 4.7	r 4.1
West Bank and Gaza	487	0.4	r 0.1	r 0.1	r 0.1	0.0	r 0.0	r 0.0	r 0.0	r 0.0
Yemen, Republic of	474	2.8	r 0.6	r 0.3	r 0.5	r 0.6	r 0.1	0.0

Colombia (233)

In Millions of U.S. Dollars

		Exports (FOB)						Imports (CIF)					
		2016	2017Q1	2017Q2	2017Q3	2017Q4	2018Q1	2016	2017Q1	2017Q2	2017Q3	2017Q4	2018Q1
Sub-Saharan Africa	603	259.6	39.5	25.8	16.6	25.7	13.9	54.2	7.5	10.6	9.5	20.4	15.2
Angola	614	1.7	r 0.9	r 0.1	r 0.0	r 0.4	r 0.3	0.0	r 0.1	r 0.0
Benin	638	0.7	r 0.2	r 0.1	r 0.3	r 0.1	2.4	r 0.0	r 0.0
Burkina Faso	748	0.3	r 0.1	r 0.1	0.0	r 0.0
Cabo Verde	624	0.3	r 0.1	r 0.1	r 0.1	r 0.3	r 0.1	0.0	r 0.0	r 0.0	r 0.0
Cameroon	622	0.9	r 0.4	r 0.4	r 0.5	r 0.3	r 0.1	0.0	r 0.0	r 0.1	r 0.0	r 0.1
Comoros	632	0.3	r 0.0	r 0.1	r 0.1	r 0.1	0.0	r 0.0
Congo, Dem. Rep. of	636	1.1	r 0.4	r 0.5	r 0.6	r 0.5	r 0.4
Congo, Republic of	634	1.1	r 0.4	r 0.1	r 0.3	r 0.7	r 0.7	0.0	r 0.0	r 0.0
Côte d'Ivoire	662	104.5	r 27.1	r 9.3	r 2.8	r 1.5	r 1.0	2.6	r 0.1	r 0.0	r 1.4	r 0.2
Equatorial Guinea	642	0.2	r 0.0	r 0.0	0.0
Ethiopia	644	0.5	r 0.0	r 0.0	r 0.2	r 0.0	r 0.0	0.0	r 0.0	r 0.0	r 0.0	r 0.0	r 0.0
Gabon	646	9.9	r 0.5	r 3.6	r 3.5	r 4.0	r 5.0	r 0.0	r 0.0	r 0.0	r 0.1
Ghana	652	48.7	r 0.4	r 0.6	r 0.8	r 0.9	r 0.3	0.3	r 0.0	r 0.0	r 0.0	r 2.1
Guinea	656	5.1	r 2.0	r 2.1	r 0.7	r 2.9	r 1.6	r 0.0	r 0.0
Guinea-Bissau	654	r 0.2	r 0.0	r 0.0	0.0
Kenya	664	0.5	r 0.1	r 0.1	r 0.2	r 0.2	r 0.1	1.8	r 0.2	r 0.6	r 0.6	r 0.4	r 0.2
Liberia	668	0.7	r 0.2	r 0.2	r 0.2	r 0.2	r 0.1	6.2	r 0.0	r 0.0
Madagascar	674	0.3	r 0.0	r 0.0	r 0.1	r 0.0	0.4	r 0.1	r 0.1	r 0.4	r 0.1	r 0.1
Malawi	676	0.1	r 0.1	r 0.1	r 0.1
Mali	678	0.2	r 0.1	r 2.0	r 0.1	r 0.0	r 0.0	0.0	r 0.0	r 0.0	r 0.0	r 0.0	r 0.0
Mauritius	684	0.2	r 0.0	r 0.0	r 0.0	r 0.0	0.4	r 0.1	r 0.2	r 0.2	r 0.4	r 0.1
Mozambique	688	0.5	r 0.2	r 0.1	r 0.2	r 0.0	4.7	r 0.0	r 0.7	r 2.7	r 0.0
Namibia	728	r 0.0	r 0.1	0.0	r 0.0	r 0.0	r 0.0	r 0.0
Niger	692	0.1	r 0.1	r 0.0	r 0.1	r 0.1	0.0	r 0.0	r 0.0	r 0.0	r 0.0
Nigeria	694	4.1	r 0.8	r 1.8	r 0.9	r 1.2	r 1.0	0.2	r 0.1	r 0.0	r 0.0	r 0.0
Rwanda	714	0.1	r 0.0	r 0.0	r 0.0	r 0.0	r 0.0	r 0.0	r 0.0
Senegal	722	0.1	r 0.3	r 0.1	4.1	r 0.0	r 0.0	r 0.0	r 2.5	r 1.0
Seychelles	718	0.0	r 0.0	r 0.0	r 0.0	r 0.0	r 0.0	0.0	r 0.0	r 0.0	r 1.9	r 0.5
Sierra Leone	724	0.5	r 0.4	r 0.1	r 0.1	r 0.2	r 0.4	0.2	r 0.0	r 0.0	r 0.0	r 0.0	r 0.1
South Africa	199	41.4	r 3.9	r 3.7	r 3.2	r 10.6	r 1.9	29.5	r 6.9	r 9.2	r 7.4	r 10.5	r 7.9
Swaziland	734	0.1	r 0.0	r 0.0	r 0.0	r 0.0	r 0.0
Tanzania	738	2.1	r 0.9	r 0.4	r 0.6	r 0.5	r 0.5	0.7	r 0.0	r 0.1	r 0.0	r 0.0	r 0.0
Togo	742	33.3	r 0.2	r 0.3	r 0.2	r 2.7
Uganda	746	0.1	r 0.0	r 0.0	r 0.3	r 0.3	r 0.0	0.0	r 0.0	r 0.0
Zambia	754	0.1	r 0.1	r 0.1	r 0.4	r 0.3	r 0.2	0.0	r 0.0	r 0.0
Zimbabwe	698	r 0.0	r 0.0	0.2	r 0.0	r 0.0	r 0.2	r 0.0
Western Hemisphere	205	9,789.5	2,748.9	3,034.2	3,582.3	3,903.4	3,454.7	9,563.8	2,277.6	2,260.2	2,372.1	2,445.9	2,401.3
Antigua and Barbuda	311	0.6	r 0.1	r 0.1	r 0.1	r 0.2	r 0.1	0.0	r 0.0	r 0.1
Argentina	213	176.2	r 38.2	r 56.7	r 85.6	r 85.1	r 69.1	510.9	r 122.0	r 136.1	r 138.7	r 154.5	r 138.2
Aruba	314	350.2	r 5.7	r 81.3	r 64.9	r 59.0	r 52.9	17.8	r 3.0	r 0.0	r 0.0	r 0.0	r 0.0
Bahamas, The	313	303.0	r 123.7	r 273.6	r 105.4	r 184.8	r 56.7	11.6	r 0.0	r 0.0	r 0.0
Barbados	316	7.3	r 0.8	r 1.2	r 1.3	r 1.4	r 1.1	0.3	r 0.0	r 0.0	r 0.1	r 0.1	r 0.1
Belize	339	2.0	r 0.5	r 0.3	r 0.7	r 0.4	r 0.3	0.0	r 0.1	r 0.1	r 0.0	r 0.0	r 0.0
Bermuda	319	0.1	r 0.0	r 0.1	r 0.1	r 0.1	r 0.0	0.0	r 0.0	r 0.0
Bolivia	218	148.7	r 34.5	r 37.9	r 43.1	r 39.8	r 29.8	534.2	r 75.0	r 56.8	r 104.9	r 116.6	r 53.3
Brazil	223	994.9	r 313.4	r 310.3	r 358.2	r 381.6	r 397.9	2,117.4	r 545.9	r 573.1	r 561.5	r 605.5	r 638.5
Chile	228	670.0	r 235.9	r 220.7	r 321.7	r 259.1	r 231.4	721.1	r 173.3	r 160.8	r 192.6	r 168.6	r 144.0
Costa Rica	238	229.6	r 53.6	r 62.9	r 61.3	r 61.9	r 59.9	83.6	r 14.5	r 14.9	r 16.4	r 17.2	r 15.9
Curacao	354	26.9	r 5.0	r 6.0	r 5.1	r 5.4	r 5.9	13.7	r 0.3	r 18.2	r 0.9	r 29.6
Dominica	321	1.0	r 0.1	r 0.1	r 0.2	r 0.1	r 0.1	0.2	r 0.0	r 0.1	r 0.0
Dominican Republic	243	283.8	r 67.5	r 80.9	r 99.6	r 99.0	r 77.3	38.2	r 10.8	r 14.3	r 10.1	r 12.0	r 12.3
Ecuador	248	1,199.7	r 285.8	r 344.1	r 390.2	r 442.1	r 399.2	804.8	r 196.9	r 170.8	r 170.9	r 176.8	r 201.7
El Salvador	253	83.8	r 24.8	r 19.8	r 24.0	r 24.9	r 20.3	13.8	r 2.4	r 4.2	r 2.8	r 2.9	r 2.6
Greenland	326	0.0	r 0.1	r 0.0
Grenada	328	0.4	r 0.2	r 0.1	r 0.1	r 0.4	r 0.1	0.0	r 0.0	r 0.1	r 0.0
Guatemala	258	303.4	r 63.0	r 69.2	r 83.6	r 79.8	r 67.2	60.9	r 11.1	r 16.1	r 19.6	r 14.8	r 8.9
Guyana	336	9.5	r 2.5	r 2.9	r 2.4	r 3.2	r 2.9	1.6	r 0.1	r 0.2	r 0.4	r 0.2	r 0.8
Haiti	263	42.5	r 11.5	r 12.0	r 14.3	r 13.1	r 11.5	0.2	r 0.1	r 0.0	r 0.1	r 0.2	r 0.0
Honduras	268	78.8	r 21.7	r 25.1	r 25.4	r 38.3	r 24.3	25.5	r 2.6	r 4.6	r 3.0	r 3.8	r 6.7

Colombia (233)

In Millions of U.S. Dollars

		Exports (FOB)						Imports (CIF)					
		2016	2017Q1	2017Q2	2017Q3	2017Q4	2018Q1	2016	2017Q1	2017Q2	2017Q3	2017Q4	2018Q1
Jamaica	343	55.4	r 13.5	r 8.3	r 9.4	r 48.1	r 29.1	1.6	r 0.1	r 0.0	r 0.0	r 0.1	r 0.0
Mexico	273	936.9	r 246.0	r 318.3	r 442.8	r 529.6	r 454.2	3,410.7	r 841.1	r 871.3	r 878.9	r 845.6	r 857.8
Nicaragua	278	14.0	r 3.3	r 4.9	r 8.1	r 48.3	r 6.5	8.5	r 1.6	r 1.4	r 1.6	r 1.6	r 2.2
Panama	283	1,990.0	r 733.9	r 675.2	r 853.7	r 852.8	r 824.9	31.4	r 6.7	r 4.7	r 6.0	r 34.0	r 30.3
Paraguay	288	22.4	r 3.7	r 3.8	r 7.3	r 5.0	r 4.8	27.4	r 1.8	r 3.5	r 3.2	r 2.9	r 1.8
Peru	293	1,050.8	r 223.2	r 268.3	r 275.6	r 315.4	r 303.1	682.3	r 183.7	r 145.9	r 159.1	r 173.9	r 178.1
St. Kitts and Nevis	361	0.4	r 0.1	r 0.1	r 0.0	r 0.2	r 0.1	0.0	r 0.0	r 0.0
St. Lucia	362	79.2	r 73.0	r 24.0	r 165.3	r 164.8	r 156.1	31.6
St. Vincent & Grens.	364	1.9	r 0.0	r 0.1	r 0.1	r 0.3	r 0.0	0.0	r 0.0
Suriname	366	7.4	r 3.1	r 1.4	r 1.7	r 2.0	r 1.0	0.2	r 0.0	r 0.0	r 0.0	r 0.0	r 0.0
Trinidad and Tobago	369	84.5	r 79.8	r 35.3	r 32.5	r 69.4	r 68.8	120.2	r 10.9	r 14.2	r 24.0	r 26.1	r 20.2
Uruguay	298	19.4	r 10.6	r 4.4	r 6.9	r 14.2	r 8.8	104.3	r 14.9	r 13.2	r 15.6	r 21.2	r 14.4
Venezuela, Rep. Bol.	299	613.9	r 70.1	r 84.6	r 91.4	r 73.3	r 89.0	189.9	r 59.1	r 53.5	r 41.4	r 65.9	r 41.0
Western Hem. n.s.	399	0.8	r 0.1	r 0.1	r 0.2	r 0.3	r 0.4	0.0	r 2.8	r 0.1	r 2.8
Other Countries n.i.e	910	33.6	8.1	6.8	10.8	12.3	9.5	5.2	1.8	4.9	1.3	1.2	1.2
Cuba	928	33.5	r 8.0	r 6.8	r 10.6	r 12.3	r 9.5	3.5	r 1.5	r 4.6	r 0.9	r 1.1	r 0.6
Korea, Dem. People's Rep.	954	0.1	r 0.0	r 0.2	r 0.0	1.7	r 0.3	r 0.3	r 0.4	r 0.1	r 0.6
Countries & Areas n.s.	898	2,022.6	r 653.0	r 558.3	r 153.5	r 114.8	r 72.0	1,216.6	r 343.5	r 498.6	r 336.7	r 315.1	r 233.2
Memorandum Items													
Africa	605	269.9	41.5	45.2	24.5	30.7	19.7	97.8	20.1	23.6	22.3	30.1	29.4
Middle East	405	132.4	30.7	36.7	47.8	37.4	76.6	80.6	21.9	25.3	26.4	31.8	21.0
European Union	998	4,020.7	1,184.6	881.3	1,539.3	1,368.7	1,167.7	5,991.4	1,526.4	1,574.5	1,931.9	1,689.6	1,648.0
Export earnings: fuel	080	2,220.8	509.0	550.1	610.3	655.6	675.8	1,974.1	415.4	404.7	449.6	466.2	408.4
Export earnings: nonfuel	092	29,169.6	8,168.5	8,214.9	8,923.1	9,609.3	9,005.0	42,311.3	10,777.6	11,035.7	11,135.0	11,024.9	10,969.1

Comoros (632)

In Millions of U.S. Dollars

		Exports (FOB)						Imports (CIF)					
		2016	2017Q1	2017Q2	2017Q3	2017Q4	2018Q1	2016	2017Q1	2017Q2	2017Q3	2017Q4	2018Q1
IFS World	
World	001	16.4	5.3	3.8	2.9	6.2	7.7	186.7	44.8	56.1	44.6	47.1	56.9
Advanced Economies	110	9.9	3.2	1.9	2.4	3.8	5.2	46.9	8.8	11.7	9.4	9.4	11.7
Euro Area	163	5.8	2.1	1.0	2.1	3.1	4.5	42.8	7.5	10.8	8.1	8.3	10.3
Austria	122	e 0.0	0.1	r 0.0	r 0.0
Belgium	124	0.0	0.8	r 0.2	r 0.2	r 0.2	r 0.2	r 0.2
France	132	4.1	r 1.4	r 1.0	r 2.1	r 2.1	r 3.5	37.9	r 6.7	r 9.6	r 7.2	r 7.4	r 9.3
Germany	134	1.1	r 0.5	r 0.0	r 0.9	r 0.9	2.6	r 0.2	r 0.2	r 0.2	r 0.2	r 0.2
Greece	174	0.0	r 0.0	r 0.0	r 0.0	0.4	r 0.2	r 0.4	r 0.2	r 0.2	r 0.4
Italy	136	0.1	r 0.0	r 0.0	0.1	r 0.0	r 0.1	r 0.1	r 0.1	r 0.1
Lithuania	946	e 0.0	e 0.0	e 0.1
Netherlands	138	0.4	r 0.1	r 0.0	r 0.0	r 0.1	r 0.0	0.2	r 0.1	r 0.1	r 0.1	r 0.1	r 0.0
Spain	184	0.6	r 0.1	r 0.2	r 0.2	r 0.1	r 0.1
China,P.R.: Hong Kong	532	r 0.0	r 0.0	r 0.0	0.4	r 0.1	r 0.0	r 0.0	r 0.0	r 0.0
Denmark	128	e 0.0	0.1	r 0.0	r 0.0	r 0.0	r 0.3	r 0.0
Iceland	176	e 0.0	e 0.0	e 0.0	e 0.0	e 0.0	e 0.0	0.1	r 0.0	r 0.0	r 0.0	r 0.0	r 0.0
Japan	158	r 0.0	0.6	r 0.2	r 0.1	r 0.6	r 0.3	r 0.0
Korea, Republic of	542	e 2.4	e 0.7	e 0.1	e 0.0	e 0.0	e 0.0	0.0	r 0.0	r 0.0	r 0.0	r 0.0
New Zealand	196	e 0.0	0.0	r 0.0	r 0.0	r 0.1	r 0.0	r 0.0
Norway	142	e 0.1	e 0.0	e 0.0	e 0.0	e 0.0	e 0.0
Singapore	576	0.7	r 0.1	r 0.0	r 0.2	r 0.1	2.7	r 0.9	r 0.8	r 0.5	r 0.4	r 1.2
Switzerland	146	e 0.5	e 0.2	e 0.3	e 0.2	e 0.4	e 0.3	0.0	r 0.0	r 0.1	r 0.0	r 0.1
Taiwan Prov.of China	528	e 0.0	e 0.0	e 0.0	e 0.0	e 0.0	e 0.0	e 0.1
United Kingdom	112	0.1	r 0.0	r 0.0	r 0.0	r 0.0	r 0.0
United States	111	0.3	r 0.0	r 0.5	r 0.0	r 0.0	r 0.2
Emerg. & Dev. Economies	200	6.5	2.1	2.0	0.5	2.4	2.5	139.8	36.0	44.3	35.2	37.7	45.3
Emerg. & Dev. Asia	505	1.9	0.5	0.6	0.1	0.9	1.1	32.4	9.8	11.6	7.0	8.5	12.9
China,P.R.: Mainland	924	20.1	r 5.9	r 7.8	r 4.1	r 5.9	r 5.5
India	534	1.7	r 0.5	r 0.6	r 0.1	r 0.8	r 1.1	8.3	r 2.4	r 2.3	r 1.8	r 1.7	r 6.2
Indonesia	536	0.6	r 0.2	r 0.3	r 0.4	r 0.3	r 0.2
Malaysia	548	0.6
Nepal	558	e 0.2	e 0.0	e 0.0	e 0.0	e 0.0	e 0.0
Sri Lanka	524	e 0.0	0.1	r 0.0
Thailand	578	e 0.0	e 0.0	e 0.0	e 0.0	e 0.0	e 0.0	1.0	r 0.9	r 0.6	r 0.4	r 0.1	r 0.5
Vietnam	582	1.6	r 0.4	r 0.5	r 0.4	r 0.4	r 0.5
Asia n.s.	598	0.1	r 0.0	r 0.0	r 0.0	r 0.0	r 0.0
Europe	170	0.7	0.2	0.5	0.0	0.3	0.1	1.6	0.5	0.6	0.6	0.6	0.8
Emerg. & Dev. Europe	903	0.0	0.1	0.0	0.0	0.1	0.0	1.5	0.4	0.6	0.6	0.6	0.7
Poland	964	e 0.0	0.3	r 0.2	r 0.2	r 0.3	r 0.1	r 0.1
Romania	968	0.1	r 0.0	r 0.0	r 0.0	r 0.0
Turkey	186	0.0	r 0.0	r 0.0	r 0.1	r 0.0	1.2	r 0.3	r 0.4	r 0.4	r 0.5	r 0.6
CIS	901	0.7	0.2	0.5	0.0	0.1	0.1	0.0	0.0	0.0	0.0	0.0	0.0
Russian Federation	922	0.7	r 0.2	r 0.5	r 0.0	r 0.1	r 0.1
Mid East, N Africa, Pak	440	1.8	0.9	0.4	0.1	0.7	0.6	72.5	18.6	19.9	19.4	18.9	21.3
Algeria	612	0.2	r 0.0
Bahrain, Kingdom of	419	e 0.5	e 0.0	e 0.0	e 0.0	e 0.0	e 0.0
Egypt	469	0.1	r 0.0	r 0.0	r 0.0	r 0.0	r 0.0	0.1	r 0.0	r 0.0	r 0.0	r 0.0	r 0.0
Mauritania	682	e 0.0	e 0.0	e 0.0	e 0.0	e 0.0	0.1	r 0.0	r 0.0	r 0.0	r 0.0	r 0.0
Morocco	686	e 0.1	0.9	r 0.2	r 0.1	r 0.1	r 0.3	r 0.3
Oman	449	0.1	r 0.1	r 0.1	r 0.0	r 0.1	r 0.1
Pakistan	564	0.6	r 0.6	r 0.2	r 0.4	r 0.1	16.3	r 3.8	r 1.5	r 5.2	r 3.0	r 1.2
Qatar	453	e 0.0	0.1	r 0.6	r 0.8	r 0.6	r 0.8	r 1.1
Saudi Arabia	456	0.2	r 0.0	r 0.0	r 0.0	r 0.0	r 0.0	1.2	r 0.4	r 0.2	r 1.0	r 0.6	r 0.4
Sudan	732	r 0.1	r 0.2	r 0.1	r 0.0	0.1	r 0.0	r 0.0	r 0.0	r 0.0	r 0.0
Tunisia	744	0.0	r 0.0	r 0.0	0.5	r 0.2	r 0.1	r 0.1	r 0.0	r 0.0
United Arab Emirates	466	0.2	r 0.1	r 0.0	r 0.0	r 0.2	r 0.3	52.9	r 13.2	r 16.9	r 12.2	r 14.0	r 18.0
Yemen, Republic of	474	0.2	r 0.0	r 0.1	r 0.0	r 0.0	r 0.1
Sub-Saharan Africa	603	1.4	0.3	0.3	0.2	0.4	0.6	27.9	6.1	11.0	6.7	7.5	9.0
Gambia, The	648	0.1	r 0.0	r 0.0	r 0.0	r 0.0	r 0.1
Kenya	664	0.0	r 0.0	r 0.0	r 0.0	r 0.0	r 0.0	0.6	r 0.1	r 0.1	r 0.1	r 0.1	r 0.1

Comoros (632)

In Millions of U.S. Dollars

		Exports (FOB)						Imports (CIF)					
		2016	2017Q1	2017Q2	2017Q3	2017Q4	2018Q1	2016	2017Q1	2017Q2	2017Q3	2017Q4	2018Q1
Madagascar	674	0.6	r 0.2	r 0.2	r 0.1	r 0.3	r 0.4	20.2	r 4.9	r 6.3	r 4.5	r 5.1	r 6.6
Mauritius	684	0.7	r 0.0	r 0.0	r 0.0	r 0.0	3.1	r 0.6	r 0.7	r 0.7	r 0.8	r 0.7
Mozambique	688	0.1	r 0.0	r 0.0	r 0.0	r 0.0	r 0.0
South Africa	199	0.0	r 0.0	r 0.0	r 0.0	r 0.0	2.4	r 0.2	r 0.9	r 0.7	r 0.7	r 1.1
Tanzania	738	0.0	r 0.0	r 0.0	r 0.0	r 0.0	r 0.0	1.3	r 0.2	r 3.0	r 0.7	r 0.7	r 0.4
Western Hemisphere	205	0.7	0.3	0.1	0.1	0.1	0.0	5.5	1.1	1.3	1.4	2.2	1.3
Argentina	213	e 0.0	e 0.0	e 0.0	e 0.0	e 0.0	e 0.0	2.8	r 0.4	r 0.7	r 0.7	r 0.5	r 0.7
Brazil	223	e 0.0	e 0.0	e 0.0	e 0.0	e 0.0	e 0.0	2.4	r 0.6	r 0.3	r 0.7	r 1.6	r 0.5
Costa Rica	238	e 0.1	e 0.0
Dominican Republic	243	e 0.1	e 0.0	e 0.0	e 0.0	e 0.0	e 0.0
Ecuador	248	0.0	r 0.1	0.0	r 0.0	r 0.0	r 0.0	r 0.0	r 0.0
Mexico	273	e 0.3	e 0.2	e 0.0	e 0.0	e 0.0	e 0.0
Trinidad and Tobago	369	e 0.1	e 0.0	e 0.0	e 0.0	e 0.0	e 0.0
Uruguay	298	r 0.2
Western Hem. n.s.	399	0.2	r 0.1	r 0.1	r 0.0	r 0.1	r 0.1
Memorandum Items													
Africa	605	1.6	0.4	0.5	0.2	0.5	0.7	29.5	6.5	11.3	6.9	7.9	9.3
Middle East	405	1.0	0.2	0.1	0.0	0.2	0.4	54.6	14.3	18.1	14.0	15.5	19.7
European Union	998	5.8	2.1	1.0	2.1	3.1	4.5	43.3	7.6	11.0	8.4	8.8	10.5
Export earnings: fuel	080	1.9	0.3	0.5	0.1	0.4	0.5	54.5	14.3	18.1	13.9	15.4	19.7
Export earnings: nonfuel	092	14.5	5.0	3.3	2.9	5.8	7.2	132.2	30.5	38.0	30.6	31.7	37.2

Congo, Democratic Republic of (636)

In Millions of U.S. Dollars

		Exports (FOB)						Imports (CIF)					
		2016	2017Q1	2017Q2	2017Q3	2017Q4	2018Q1	2016	2017Q1	2017Q2	2017Q3	2017Q4	2018Q1
IFS World	
World	001	5,709.9	1,541.9	1,787.4	2,198.0	2,313.8	2,677.0	5,139.9	1,098.6	1,444.0	1,253.2	1,455.4	1,476.6
Advanced Economies	110	1,697.5	469.1	460.1	542.5	545.1	661.3	1,301.0	279.8	344.8	259.0	432.4	267.3
Euro Area	163	955.3	284.9	308.9	355.9	357.5	478.7	1,005.8	214.7	270.5	206.1	340.1	196.0
Austria	122	e 0.7	e 0.0	e 0.2	e 0.2	e 2.8	e 4.6	e 1.5	e 0.3	e 0.6	e 0.8	e 0.2
Belgium	124	e 295.9	e 69.4	e 71.4	e 49.4	e 49.6	e 56.8	e 414.8	e 115.9	e 144.7	e 88.3	e 126.7	e 97.8
Cyprus	423	e 0.5	e 0.0	e 0.0	e 0.0	e 0.6	e 0.3	e 0.1	e 0.0	e 0.3	e 0.6
Estonia	939	e 0.0	e 0.3	e 0.0	e 0.0
Finland	172	e 176.0	e 100.9	e 106.4	e 110.6	e 162.3	e 246.6	e 11.3	e 0.4	e 0.9	e 1.6	e 1.5	e 4.1
France	132	e 15.2	e 2.0	e 6.8	e 2.3	e 3.5	e 3.2	e 276.3	e 36.5	e 52.3	e 33.2	e 29.4	e 31.1
Germany	134	e 99.3	e 38.0	e 14.4	e 27.5	e 5.4	e 13.4	e 96.8	e 19.2	e 24.8	e 24.8	e 18.3	e 15.4
Greece	174	e 2.8	e 1.2	e 1.4	e 0.7	e 0.7	e 0.2	e 0.4	e 0.3	e 0.1	e 0.1	e 0.7	e 0.3
Ireland	178	e 0.1	e 0.0	e 0.4	e 0.2	e 0.0	e 15.4	e 3.0	e 4.4	e 14.2	e 4.1	e 5.4
Italy	136	e 160.3	e 18.2	e 44.1	e 105.3	e 86.7	e 64.4	e 50.5	e 9.4	e 9.3	e 12.0	e 10.7	e 6.2
Latvia	941	e 0.1	e 0.0	e 0.0	e 0.0	e 0.1
Lithuania	946	e 0.0	e 0.0	e 0.2	e 0.2	e 1.1	e 0.3	e 0.7	e 1.1
Luxembourg	137	e 0.0	e 0.0	e 0.0	e 8.9	e 0.0	e 0.0	e 0.1	e 11.4	e 1.1
Malta	181	e 0.9	e 0.4	e 0.4	e 0.7	e 0.3	e 0.6
Netherlands	138	e 28.9	e 4.3	e 26.0	e 11.6	e 11.3	e 27.7	e 91.0	e 21.4	e 23.6	e 21.1	e 124.6	e 19.4
Portugal	182	e 4.7	e 1.1	e 0.7	e 1.2	e 1.7	e 1.1	e 4.6	e 0.5	e 1.2	e 1.0	e 2.1	e 5.2
Slovak Republic	936	e 0.0	e 0.0	e 0.0	e 0.0	e 0.0	e 1.5	e 0.7	e 0.6	e 0.6	e 0.6	e 1.8
Slovenia	961	e 0.0	e 0.2	e 0.0	e 0.1	e 0.1	e 0.1	e 0.0	e 0.1	e 0.0
Spain	184	e 170.7	e 49.5	e 37.1	e 46.6	e 36.2	e 62.6	e 27.8	e 4.8	e 6.4	e 7.6	e 7.7	e 5.6
Australia	193	e 0.2	e 0.1	e 0.0	e 0.0	e 0.1	e 0.0	e 2.2	e 1.0	e 0.6	e 0.6	e 0.9	e 0.8
Canada	156	e 20.7	e 5.6	e 6.1	e 10.3	e 9.1	e 1.5	e 12.9	e 2.2	e 4.3	e 2.0	e 2.4	e 2.3
China,P.R.: Hong Kong	532	e 2.1	e 0.4	e 0.2	e 0.1	e 0.2	e 0.1	e 35.9	e 10.3	e 15.6	e 10.5	e 14.4	e 11.5
Czech Republic	935	e 0.0	e 0.0	e 0.3	e 0.1	e 0.4	e 4.2	e 0.9	e 0.9	e 1.2	e 0.6	e 1.0
Denmark	128	e 0.5	e 0.0	e 0.0	e 0.0	e 0.0	e 0.0	e 3.8	e 1.6	e 1.0	e 0.6	e 1.0	e 1.5
Israel	436	e 0.0	e 0.2
Japan	158	e 9.6	e 0.8	e 1.0	e 1.3	e 0.5	e 0.2	e 43.9	e 11.7	e 9.0	e 8.2	e 10.1	e 11.9
Korea, Republic of	542	e 485.2	e 149.1	e 114.0	e 126.8	e 153.9	e 148.5	e 26.1	e 5.3	e 5.3	e 3.4	e 6.9	e 6.3
New Zealand	196	e 0.2	e 0.0	e 0.0	e 0.2	e 0.0	e 0.0	e 9.7	e 2.4	e 0.4	e 0.7	e 2.4	e 0.7
Norway	142	e 0.1	e 0.0	e 0.0	e 0.0	e 10.1	e 3.2	e 2.1	e 2.9
Singapore	576	e 0.3	e 0.0	e 0.0	e 9.0	e 0.0	e 0.0	e 8.5	e 1.5	e 2.1	e 2.3	e 3.2	e 2.8
Sweden	144	e 0.7	e 0.1	e 0.0	e 0.2	e 0.4	e 0.0	e 6.5	e 1.7	e 2.1	e 1.7	e 3.8	e 3.8
Switzerland	146	e 2.1	e 0.2	e 0.4	e 0.9	e 0.6	e 0.8	e 8.0	e 1.5	e 1.3	e 1.0	e 2.2	e 2.7
Taiwan Prov.of China	528	e 41.8	e 6.7	e 7.0	e 7.2	e 7.8	e 7.3	e 7.0	e 1.4	e 1.5	e 1.7	e 1.8	e 1.6
United Kingdom	112	e 14.5	e 1.1	e 1.5	e 1.6	e 3.3	e 1.6	e 27.7	e 5.9	e 6.0	e 5.8	e 13.6	e 7.9
United States	111	e 164.1	e 20.1	e 20.5	e 29.1	e 11.6	e 22.1	e 88.3	e 17.7	e 24.3	e 10.2	e 27.1	e 13.7
Emerg. & Dev. Economies	200	4,011.9	1,072.6	1,327.2	1,655.3	1,768.6	2,015.6	3,839.0	818.8	1,099.1	994.2	1,023.0	1,209.3
Emerg. & Dev. Asia	505	2,116.5	730.6	871.8	1,002.7	1,063.8	1,309.5	1,362.0	270.9	358.4	343.6	324.9	417.6
China,P.R.: Mainland	924	e 1,962.8	e 616.4	e 735.5	e 825.9	e 929.1	e 1,242.1	e 1,083.5	e 215.8	e 300.0	e 265.8	e 252.3	e 344.3
India	534	e 56.6	e 29.6	e 52.3	e 84.2	e 39.4	e 36.8	e 248.0	e 47.3	e 47.6	e 67.2	e 60.1	e 63.3
Indonesia	536	e 61.6	e 61.6	e 61.6	e 61.6	e 2.4	e 2.4	e 2.4	e 2.4
Malaysia	548	e 51.2	e 10.7	e 8.9	e 16.6	e 16.9	e 16.9	e 19.1	e 2.5	e 4.9	e 4.6	e 5.9	e 6.0
Myanmar	518	e 0.0	e 0.0	e 0.0	e 0.0	e 0.0	e 0.0	e 0.0	e 0.1	e 0.1	e 0.1	e 0.2	e 0.2
Philippines	566	e 0.1
Sri Lanka	524	e 0.0	e 0.0	e 0.0	e 0.0	e 2.5	e 0.6	e 0.4	e 0.3	e 0.6	e 0.5
Vietnam	582	e 45.8	e 12.3	e 13.5	e 14.4	e 16.7	e 13.8	e 8.8	e 2.2	e 2.8	e 3.1	e 3.4	e 3.2
Europe	170	51.4	2.1	4.0	3.0	8.4	3.6	98.6	17.3	19.2	28.9	20.1	25.8
Emerg. & Dev. Europe	903	33.5	2.0	4.0	2.0	7.6	3.4	50.0	12.8	13.9	18.7	14.2	14.5
Bulgaria	918	e 0.1	e 0.3	e 0.0	e 0.1	e 0.1	e 0.0	e 0.1
Croatia	960	e 0.0	e 0.0	e 0.6	e 0.1	e 0.2	e 0.6
Faroe Islands	816	e 0.0	e 0.0	e 0.0	e 0.0	e 0.0	e 0.0	e 0.1	e 0.0	e 0.0	e 0.0	e 0.0	e 0.0
Hungary	944	e 0.0	e 2.5	e 0.5	e 0.3	e 0.2	e 0.5	e 0.9
Poland	964	e 0.0	e 1.6	e 4.4	e 1.8	e 11.4	e 3.4	e 8.2	e 5.4	e 3.9	e 4.7
Romania	968	e 0.9	e 0.2	e 0.2	e 0.1	e 0.1	e 0.2	e 7.8	e 0.0	e 0.0	e 7.5	e 0.0	e 0.1
Serbia, Republic of	942	e 0.0	e 0.0	e 0.0	e 0.1	e 0.0	e 0.0	e 0.2	e 0.2	e 0.1	e 0.0
Turkey	186	e 32.5	e 1.8	e 3.8	e 0.1	e 3.1	e 1.3	e 27.3	e 8.7	e 5.0	e 5.2	e 9.8	e 8.1

Congo, Democratic Republic of (636)

In Millions of U.S. Dollars

		Exports (FOB)						Imports (CIF)					
		2016	2017Q1	2017Q2	2017Q3	2017Q4	2018Q1	2016	2017Q1	2017Q2	2017Q3	2017Q4	2018Q1
CIS	901	17.9	0.1	0.1	1.0	0.8	0.2	48.6	4.5	5.3	10.2	6.0	11.3
Belarus	913	e 0.9	e 0.0	e 0.0	e 1.3	e 0.6	e 0.5	e 0.0	e 0.4
Kazakhstan	916	e 10.2	e 0.9	e 0.0	e 0.0	e 0.0
Russian Federation	922	e 0.2	e 0.0	e 0.1	e 0.1	e 0.0	e 0.1	e 23.3	e 1.5	e 4.2	e 8.4	e 5.1	e 3.7
Ukraine	926	e 6.6	e 0.1	e 0.0	e 0.0	e 0.8	e 0.0	e 24.0	e 3.0	e 0.5	e 1.3	e 0.8	e 7.3
Mid East, N Africa, Pak	440	611.4	26.1	40.1	49.1	61.1	90.5	35.0	10.1	12.7	5.0	8.3	12.3
Algeria	612	e 1.2	e 0.3	e 0.1	e 0.0
Bahrain, Kingdom of	419	e 0.0	e 0.0	e 0.0	e 0.0	e 0.0	e 0.0	e 0.1	e 0.0	e 0.0	e 0.0	e 0.0	e 0.0
Jordan	439	e 0.3	e 0.1	e 0.0	e 0.2	e 0.0	e 0.0
Mauritania	682	e 0.0	e 0.0	e 0.0	e 0.0	e 0.0	e 0.0	e 1.7	e 0.7	e 1.0	e 0.9	e 1.0	e 1.0
Morocco	686	e 10.4	e 0.6	e 7.9	e 8.4	e 10.7	e 28.0	e 8.3	e 1.2	e 2.7	e 0.7	e 1.1	e 1.1
Oman	449	e 0.4	e 0.5	e 0.2	e 0.2	e 0.2	e 0.2
Pakistan	564	e 1.6	e 0.0	e 0.0	e 14.6	e 4.6	e 6.8	e 1.9	e 1.5	e 7.2
Qatar	453	e 0.0	e 5.2	e 1.2	e 1.0	e 0.8	e 1.6	e 1.6
Saudi Arabia	456	e 463.3	e 0.0	e 0.0	e 0.1	e 4.1	e 1.7	e 0.8	e 0.4	e 2.7	e 0.9
Sudan	732	e 0.7	e 0.0
Tunisia	744	e 0.0	e 0.4	e 0.2	e 0.2	e 0.1	e 0.2	e 0.3
United Arab Emirates	466	e 134.5	e 25.1	e 31.5	e 40.5	e 50.3	e 62.5
Sub-Saharan Africa	603	1,220.7	313.1	407.7	600.1	630.6	589.2	2,258.8	501.1	695.7	605.4	640.3	732.2
Angola	614	e 4.1	e 1.3	e 1.1	e 1.1	e 1.1	e 1.0	e 0.5	e 0.1	e 0.1	e 0.1	e 0.2	e 0.2
Benin	638	e 0.3	e 0.1	e 0.1	e 0.1	e 0.1	e 0.1	e 0.1	e 0.0	e 0.0	e 0.0	e 0.0	e 0.0
Botswana	616	e 0.0	e 2.0	e 0.3	e 0.4	e 0.5	e 3.7
Burkina Faso	748	e 0.0	e 0.0	e 0.0	e 0.0	e 0.0	e 0.0	e 0.1	e 0.0	e 0.1	e 0.1	e 0.1	e 0.1
Burundi	618	e 3.6	e 0.4	e 0.2	e 0.1	e 0.1	e 0.1	e 29.1	e 4.9	e 5.1	e 4.1	e 11.5	e 11.2
Cabo Verde	624	e 0.2
Cameroon	622	e 0.1	e 0.0	e 0.0	e 0.0	e 0.0	e 0.0	e 6.3	e 10.3	e 8.2	e 9.3	e 9.7	e 8.8
Central African Rep.	626	e 0.3	e 0.1	e 0.1	e 0.1	e 0.1	e 0.1	e 0.3	e 0.0	e 0.1	e 0.1	e 0.1	e 0.1
Congo, Republic of	634	e 88.2	e 15.4	e 15.4	e 14.2	e 15.4	e 13.4	e 24.3	e 6.1	e 6.3	e 9.4	e 10.0	e 11.3
Côte d'Ivoire	662	e 0.2	e 0.0	e 0.1	e 0.0	e 0.0	e 0.0	e 48.3	e 17.8	e 15.8	e 10.0	e 12.8	e 19.8
Gabon	646	e 0.0	e 0.0	e 0.0	e 0.0	e 0.0	e 0.0	e 2.0	e 0.6	e 0.6	e 0.8	e 0.7	e 1.0
Ghana	652	e 0.1	e 0.9
Guinea	656	e 0.2	e 0.1	e 0.1	e 0.1	e 0.1	e 0.1	e 0.2	e 0.1	e 0.1	e 0.1	e 0.1	e 0.1
Kenya	664	e 1.9	e 0.5	e 0.5	e 1.2	e 2.5	e 3.9	e 209.3	e 50.9	e 47.4	e 46.4	e 48.9	e 61.2
Madagascar	674	e 0.1	e 0.0	e 0.0	e 0.0	e 0.0	e 0.0	e 0.0	e 0.0	e 0.0	e 0.0	e 0.0	e 0.0
Malawi	676	e 0.4	e 0.1	e 0.1	e 0.1	e 0.1	e 0.1	e 2.1	e 0.5	e 0.7	e 0.7	e 0.5	e 0.8
Mali	678	e 0.1	e 0.0	e 0.0	e 0.0	e 0.0	e 0.0	e 1.2	e 0.2	e 0.4	e 0.2	e 0.1	e 0.2
Namibia	728	e 20.6	e 0.6	e 0.7	e 0.7	e 0.7	e 0.7	e 86.6	e 29.3	e 31.8	e 28.5	e 33.8	e 31.0
Nigeria	694	e 2.2	e 0.5	e 0.5	e 0.5	e 0.5	e 0.5	e 0.3	e 0.1	e 0.1	e 0.1	e 0.1	e 0.2
Rwanda	714	e 8.7	e 2.0	e 2.2	e 2.2	e 2.1	e 2.5	e 46.4	e 12.3	e 14.1	e 17.1	e 23.1	e 33.9
Senegal	722	e 0.2	e 0.1	e 0.2	e 0.4	e 0.5	e 0.0	e 1.6	e 0.3	e 0.4	e 0.5	e 0.9	e 0.7
South Africa	199	e 97.3	e 17.2	e 29.0	e 20.1	e 29.1	e 5.6	e 842.8	e 187.8	e 235.9	e 257.0	e 254.8	e 267.7
Tanzania	738	e 0.3	e 0.1	e 0.0	e 0.5	e 0.3	e 309.2	e 19.8	e 151.8	e 23.0	e 21.1	e 27.6
Togo	742	e 0.6	e 0.0	e 0.0	e 0.0	e 3.1	e 3.2	e 0.1	e 0.3	e 0.2	e 0.0
Uganda	746	e 2.4	e 1.2	e 1.1	e 1.2	e 1.1	e 1.4	e 187.3	e 46.8	e 54.7	e 51.0	e 48.4	e 50.7
Zambia	754	e 932.2	e 260.4	e 339.9	e 542.3	e 559.0	e 542.7	e 454.7	e 109.5	e 121.8	e 146.3	e 162.9	e 201.9
Zimbabwe	698	e 56.4	e 13.0	e 16.4	e 15.6	e 17.4	e 16.7	e 0.1	e 0.0	e 0.0	e 0.0	e 0.0	e 0.1
Western Hemisphere	205	11.9	0.7	3.5	0.5	4.7	22.8	84.6	19.4	13.2	11.2	29.4	21.4
Argentina	213	e 0.0	e 0.0	e 0.0	e 0.0	e 0.0	e 15.0	e 2.4	e 3.7	e 5.0	e 7.0	e 5.7
Brazil	223	e 9.9	e 0.6	e 3.4	e 0.5	e 4.7	e 20.9	e 44.0	e 11.5	e 8.5	e 5.5	e 15.5	e 9.6
Chile	228	e 0.0	e 0.0	e 0.5	e 0.0	e 0.1	e 0.3	e 0.2
Colombia	233	e 1.1	e 0.4	e 0.5	e 0.6	e 0.6	e 0.4
Costa Rica	238	e 0.0	e 0.0	e 0.0	e 0.0	e 1.4	e 0.0
Dominican Republic	243	e 0.1	e 0.0	e 0.0	e 0.0	e 0.0	e 0.0	e 0.0
Guatemala	258	e 23.9	e 4.6	e 5.7	e 5.4
Honduras	268	e 0.0	e 0.1
Mexico	273	e 1.7	e 0.1	e 0.0	e 0.0	e 0.0	e 0.0	e 0.3	e 0.3	e 0.0	e 0.1	e 0.0
Paraguay	288	e 0.6	e 0.1	e 0.2	e 0.1	e 0.1
Trinidad and Tobago	369	e 0.1	e 0.0	e 0.0	e 0.0	e 0.0	e 0.0	e 0.0	e 0.0	e 0.0	e 0.0	e 0.0	e 0.0
Other Countries n.i.e	910	0.5	0.1	0.1	0.1	0.1	0.1
Cuba	928	e 0.5	e 0.1	e 0.1	e 0.1	e 0.1	e 0.1

Congo, Democratic Republic of (636)

In Millions of U.S. Dollars

		Exports (FOB)						Imports (CIF)					
		2016	2017Q1	2017Q2	2017Q3	2017Q4	2018Q1	2016	2017Q1	2017Q2	2017Q3	2017Q4	2018Q1
Memorandum Items													
Africa	605	1,232.4	314.0	416.3	608.5	641.3	617.2	2,269.2	503.2	699.5	607.1	642.6	734.5
Middle East	405	598.2	25.2	31.5	40.6	50.3	62.5	9.9	3.4	2.0	1.4	4.5	2.8
European Union	998	972.0	286.3	310.9	359.5	365.7	482.8	1,070.5	228.8	289.3	228.8	363.4	216.4
Export earnings: fuel	080	704.1	42.6	48.7	57.5	67.4	77.5	61.4	12.4	14.0	20.9	21.2	19.5
Export earnings: nonfuel	092	5,005.7	1,499.3	1,738.7	2,140.5	2,246.4	2,599.5	5,078.5	1,086.2	1,430.0	1,232.3	1,434.3	1,457.1

Congo, Republic of (634)

In Millions of U.S. Dollars

		Exports (FOB)						Imports (CIF)					
		2016	2017Q1	2017Q2	2017Q3	2017Q4	2018Q1	2016	2017Q1	2017Q2	2017Q3	2017Q4	2018Q1
IFS World	
World	001	5,621.4	1,315.0	1,310.7	2,477.3	2,300.1	2,396.2	8,105.9	1,120.2	1,163.1	1,134.1	1,137.3	868.6
Advanced Economies	110	2,171.9	342.9	346.0	1,014.9	731.5	538.8	4,699.5	528.9	539.2	551.8	508.2	328.4
Euro Area	163	967.1	140.3	157.1	744.6	522.5	188.0	1,288.7	267.6	250.2	247.3	249.7	223.6
Austria	122	0.0	0.3	r 0.0	r 0.1	r 0.0	r 0.0	r 0.0
Belgium	124	20.3	r 3.1	r 1.8	r 4.4	r 5.7	r 7.3	216.7	r 56.5	r 44.8	r 62.3	r 58.3	r 51.8
Cyprus	423	0.2	r 0.0	r 0.0	r 0.0	r 0.0	r 0.0	0.3	r 0.0	r 0.0	r 0.0	r 0.0
Finland	172	0.0	r 1.0	r 1.0	r 2.9	7.0	r 0.1	r 0.2	r 0.1	r 0.3	r 0.4
France	132	114.4	r 25.4	r 15.3	r 23.2	r 37.6	r 55.3	565.6	r 110.0	r 87.4	r 83.5	r 83.3	r 91.3
Germany	134	1.3	r 0.4	r 0.3	r 0.3	r 1.7	r 0.1	47.8	r 7.6	r 5.9	r 10.6	r 8.2	r 4.4
Greece	174	0.0	r 0.0	r 0.0	r 0.0	r 0.0	r 0.0	0.4	r 0.1	r 0.1	r 0.1	r 0.1	r 0.1
Ireland	178	1.3	r 0.3	r 0.0	r 0.2	r 0.0	7.0	r 2.4	r 2.2	r 3.3	r 3.6	r 2.0
Italy	136	478.0	r 71.9	r 97.1	r 49.7	r 107.9	r 77.1	206.0	r 30.9	r 46.9	r 27.9	r 41.8	r 31.8
Latvia	941	7.5	r 2.0	r 1.3	r 0.3	r 0.7	r 0.8
Lithuania	946	0.2	r 0.3	12.0	r 0.1	r 0.0	r 0.3	r 0.1	r 0.1
Luxembourg	137	0.0	0.3	r 0.0	r 0.1	r 0.0	r 0.0	r 0.0
Malta	181	0.0	r 0.0	r 0.0	0.2	r 0.3	r 0.1	r 0.0
Netherlands	138	78.1	r 13.8	r 11.1	r 18.9	r 8.2	r 22.6	133.4	r 36.6	r 31.6	r 31.1	r 28.5	r 22.5
Portugal	182	4.8	r 0.4	r 26.1	r 0.6	r 28.1	r 0.8	8.1	r 2.0	r 1.5	r 1.1	r 1.7	r 1.9
Slovenia	961	1.5	r 0.1	r 0.7	r 0.2	r 0.1
Spain	184	268.5	r 25.0	r 5.5	r 646.1	r 332.0	r 21.7	74.5	r 19.2	r 27.8	r 25.7	r 23.1	r 16.6
Australia	193	266.4	r 82.6	r 52.0	r 50.4	r 50.8	r 81.4	648.6	r 86.8	r 100.9	r 143.3	r 133.1	r 8.1
Canada	156	93.4	r 0.5	r 0.7	r 1.0	r 0.8	r 0.8	9.1	r 1.3	r 1.1	r 1.1	r 1.3	r 1.0
China,P.R.: Hong Kong	532	0.4	r 0.0	r 0.2	r 0.2	r 0.0	r 0.1	13.0	r 3.4	r 3.3	r 2.8	r 1.9	r 2.5
Czech Republic	935	5.8	r 1.3	r 1.6	r 0.2	r 3.3	r 1.0	12.2	r 0.7	r 1.1	r 1.1	r 1.4	r 0.9
Denmark	128	0.8	r 0.1	r 0.1	r 0.1	r 0.2	r 0.1	10.2	r 2.3	r 2.4	r 2.1	r 1.5	r 2.8
Israel	436	50.3	r 12.6	r 12.6	r 12.6	r 12.6	r 12.6	0.7	r 0.1	r 0.1	r 0.1	r 0.0	r 0.1
Japan	158	0.4	r 0.0	r 0.0	r 0.0	r 0.0	r 0.0	6.4	r 0.3	r 0.3	r 0.6	r 0.5	r 1.0
Korea, Republic of	542	5.1	r 0.2	r 0.2	r 0.7	r 0.8	r 0.7	1,555.9	r 8.3	r 7.0	r 7.2	r 6.7	r 11.5
New Zealand	196	5.0	r 1.4	r 0.4	r 1.5	r 1.0	r 1.8
Norway	142	11.5	r 0.6	r 1.2	r 18.0	r 14.4	r 5.9	663.7	r 69.6	r 63.3	r 68.9	r 40.4	r 13.9
Singapore	576	469.7	r 78.7	r 74.9	r 2.1	r 6.5	r 102.7	100.6	r 22.7	r 27.0	r 36.3	r 24.4	r 22.0
Sweden	144	0.0	r 0.0	r 0.0	r 0.0	r 0.0	r 0.0	5.0	r 0.8	r 0.3	r 0.4	r 2.2	r 2.2
Switzerland	146	0.8	r 0.1	r 0.8	r 0.1	r 0.1	r 0.1	1.5	r 0.4	r 0.1	r 0.3	r 0.4	r 0.2
Taiwan Prov.of China	528	85.9	r 1.3	r 1.4	r 2.0	r 2.2	r 2.4	0.4	r 0.1	r 0.1	r 0.1	r 0.1	r 0.1
United Kingdom	112	63.6	r 13.3	r 27.9	r 37.2	r 15.5	r 20.1	240.3	r 20.8	r 52.7	r 14.1	r 16.1	r 16.2
United States	111	150.7	r 11.3	r 15.5	r 145.7	r 101.8	r 123.0	138.2	r 42.2	r 28.8	r 24.7	r 27.4	r 20.6
Emerg. & Dev. Economies	200	3,436.9	968.9	961.4	1,457.6	1,563.4	1,851.5	3,406.2	591.2	623.9	582.3	629.1	540.1
Emerg. & Dev. Asia	505	1,807.4	561.9	531.4	852.0	900.5	1,113.8	629.4	101.2	116.8	104.3	122.7	94.2
Cambodia	522	e 0.0	e 0.0	e 0.0	e 0.0	e 0.0	e 0.0	0.4	r 0.1	r 0.1	r 0.1	r 0.1	r 0.1
China,P.R.: Mainland	924	1,698.2	r 547.1	r 510.7	r 825.8	r 877.8	r 1,079.5	451.8	r 62.3	r 80.9	r 72.9	r 79.6	r 56.3
India	534	40.1	r 5.0	r 10.8	r 14.0	r 10.1	r 20.6	75.9	r 12.8	r 12.6	r 15.3	r 19.8	r 13.7
Indonesia	536	22.6	r 0.1	r 0.1	r 0.2	r 0.1	r 0.2	40.3	r 11.6	r 12.9	r 7.6	r 10.3	r 13.0
Malaysia	548	28.5	r 5.1	r 5.1	r 5.1	r 5.1	r 5.1	32.5	r 4.7	r 4.7	r 4.7	r 4.7	r 4.7
Philippines	566	r 0.0	r 0.0	r 0.1	r 0.0	r 0.0	r 0.0	r 0.0	r 0.0
Sri Lanka	524	0.1	r 0.0	r 0.0	r 0.0	r 0.0	r 0.0
Thailand	578	0.8	r 0.2	r 0.2	r 0.2	r 0.2	r 0.2	26.1	r 9.2	r 5.2	r 3.3	r 7.7	r 6.1
Vietnam	582	17.3	r 4.4	r 4.5	r 6.7	r 7.2	r 8.1	1.7	r 0.3	r 0.3	r 0.3	r 0.3	r 0.3
Asia n.s.	598	0.7	r 0.1	r 0.1	r 0.1	r 0.1	r 0.1
Europe	170	4.0	0.8	1.0	0.6	1.6	1.4	124.0	16.3	25.0	32.6	35.7	31.5
Emerg. & Dev. Europe	903	2.2	0.4	0.6	0.2	1.1	1.1	108.6	15.7	17.0	19.7	19.3	20.1
Bulgaria	918	0.0	r 0.0	r 0.0	r 0.0	0.7	r 0.0	r 0.1	r 0.3	r 0.2	r 0.1
Croatia	960	0.2	r 0.1	r 0.1	r 0.0	r 0.0	r 1.2
Faroe Islands	816	e 0.1	e 0.0	e 0.0	e 0.0	e 0.0	e 0.0
Hungary	944	1.4	r 0.8	r 0.1	r 0.3	r 0.2	r 0.2
Kosovo	967	e 0.0	e 0.0	e 0.8	e 0.2	e 0.0	e 0.1	e 0.3	e 0.1
Poland	964	22.4	r 3.7	r 5.1	r 7.5	r 6.4	r 6.8
Romania	968	1.2	r 0.2	r 0.2	r 0.0	r 0.6	r 0.9	0.5	r 0.1	r 0.0	r 0.0	r 0.1	r 0.1
Serbia, Republic of	942	0.1	r 0.0	r 0.3	r 0.0	0.0	r 0.1	r 0.0	r 0.0	r 0.0
Turkey	186	0.8	r 0.2	r 0.4	r 0.1	r 0.2	r 0.1	82.6	r 10.7	r 11.5	r 11.5	r 12.1	r 11.7

Congo, Republic of (634)

In Millions of U.S. Dollars

		Exports (FOB)						Imports (CIF)					
		2016	2017Q1	2017Q2	2017Q3	2017Q4	2018Q1	2016	2017Q1	2017Q2	2017Q3	2017Q4	2018Q1
CIS	901	1.8	0.4	0.4	0.4	0.5	0.4	13.0	0.1	7.5	12.5	16.0	11.0
Azerbaijan, Rep. of	912	0.0	r 0.1	r 0.0
Belarus	913	e 0.2	e 0.0	e 0.0	e 0.0	e 0.0
Georgia	915	0.3
Kazakhstan	916	1.0	r 0.2	r 0.2	r 0.2	r 0.2	r 0.2	0.0	r 0.0	r 0.0	r 0.0	r 0.0	r 0.0
Russian Federation	922	0.5	r 0.2	r 0.0	r 0.1	r 0.2	r 0.1	9.9	r 0.1	r 4.5	r 11.2	r 12.3	r 7.9
Ukraine	926	0.1	r 0.0	r 0.0	r 0.0	r 0.0	2.7	r 3.1	r 1.3	r 3.7	r 3.1
Europe n.s.	884	2.5	r 0.4	r 0.4	r 0.4	r 0.4	r 0.4
Mid East, N Africa, Pak	440	63.0	11.6	13.0	17.0	19.1	21.8	159.2	29.9	31.1	29.4	30.5	26.6
Algeria	612	r 0.0	r 0.1	r 0.0	r 0.0	r 0.0	r 0.3	r 0.0	r 0.0
Bahrain, Kingdom of	419	e 0.1	e 0.0	e 0.0	e 0.0	0.1	r 0.0	r 0.0	r 0.0	r 0.0	r 0.0
Egypt	469	22.7	r 5.8	r 5.9	r 8.8	r 9.4	r 10.6	28.9	r 5.0	r 5.1	r 4.7	r 5.1	r 4.4
Iran, I.R. of	429	1.0	r 0.2	r 0.2	r 0.2	r 0.2	r 0.2
Kuwait	443	0.1	r 0.0	r 0.0	r 0.0	r 0.0	r 0.0	0.0	r 0.0	r 0.0	r 0.0	r 0.0	r 0.0
Lebanon	446	0.4	r 0.0	r 0.0	r 0.1	r 0.1	4.7	r 1.2	r 1.0	r 1.1	r 1.3	r 1.3
Mauritania	682	0.4	r 0.1	r 0.1	r 0.2	r 0.2	r 0.2	35.1	r 6.1	r 6.1	r 5.7	r 6.1	r 5.3
Morocco	686	0.7	r 0.4	r 0.3	r 0.1	r 0.0	r 0.0	18.4	r 5.8	r 6.1	r 5.4	r 5.5	r 4.5
Oman	449	0.6	r 0.1	r 0.1	r 0.1	r 0.1	r 0.1	2.3	r 0.2	r 0.2	r 0.2	r 0.2	r 0.2
Pakistan	564	0.3	r 0.0	r 0.1	r 0.0	r 0.0	r 0.1	r 0.3	r 0.1	r 0.3	r 0.0
Qatar	453	0.0	r 0.0	r 0.0	r 0.0	r 0.0	r 0.0	1.4	r 0.1	r 0.1	r 0.0	r 0.3
Saudi Arabia	456	1.3	r 0.2	r 0.3	r 0.2	r 0.2	r 0.3	2.6	r 0.4	r 0.4	r 0.6	r 0.5	r 0.5
Tunisia	744	0.5	r 0.1	r 0.1	r 0.6	r 0.3	r 0.3	6.5	r 0.8	r 1.5	r 1.8	r 1.2	r 1.0
United Arab Emirates	466	35.7	r 4.9	r 6.1	r 6.9	r 8.7	r 9.9	58.1	r 10.1	r 10.2	r 9.4	r 10.2	r 8.8
Sub-Saharan Africa	603	1,470.6	371.3	392.1	552.8	583.4	655.7	2,328.2	409.4	415.7	381.8	412.2	362.7
Angola	614	398.4	r 100.7	r 103.9	r 154.4	r 164.7	r 186.3	465.5	r 81.0	r 81.5	r 75.0	r 81.3	r 70.7
Benin	638	0.4	r 0.1	r 0.1	r 0.2	r 0.2	r 0.2	0.4	r 0.1	r 0.1	r 0.1	r 0.1	r 0.1
Burkina Faso	748	0.1	r 0.0	r 0.0	r 0.0	r 0.0	r 0.0
Cabo Verde	624	0.1	r 0.0	r 0.0	r 0.0	r 0.0	r 0.0
Cameroon	622	329.6	r 83.3	r 86.0	r 127.8	r 136.3	r 154.1	117.0	r 20.4	r 20.5	r 18.8	r 20.5	r 17.8
Central African Rep.	626	2.4	r 0.6	r 0.6	r 0.9	r 1.0	r 1.1	0.0	r 0.0	r 0.0	r 0.0	r 0.0	r 0.0
Chad	628	0.1	r 0.0	r 0.0	r 0.0	r 0.0	r 0.0	0.3	r 0.0	r 0.0	r 0.0	r 0.0	r 0.0
Congo, Dem. Rep. of	636	22.9	r 5.8	r 6.0	r 8.9	r 9.5	r 10.7	93.5	r 16.3	r 16.4	r 15.1	r 16.3	r 14.2
Côte d'Ivoire	662	143.7	r 35.9	r 35.9	r 35.9	r 35.9	r 35.9	114.8	r 20.0	r 20.1	r 18.5	r 20.1	r 17.4
Equatorial Guinea	642	4.7	r 1.2	r 1.2	r 1.8	r 1.9	r 2.2	269.1	r 46.8	r 47.1	r 43.3	r 47.0	r 40.9
Ethiopia	644	1.0	r 0.3	r 0.3	r 0.4	r 0.4	r 0.5	0.1	r 0.0	r 0.0	r 0.0	r 0.0	r 0.0
Gabon	646	89.6	r 22.6	r 23.4	r 34.7	r 37.0	r 41.9	283.6	r 49.3	r 49.6	r 45.7	r 49.6	r 43.1
Ghana	652	178.3	r 45.1	r 46.5	r 69.1	r 73.7	r 83.4	118.9	r 20.7	r 20.8	r 19.2	r 20.8	r 18.1
Guinea	656	0.4	r 0.1	r 0.1	r 0.1	r 0.1	r 0.1
Kenya	664	3.4	r 0.9	r 0.9	r 0.9	r 0.9	r 0.9	0.2	r 2.7
Liberia	668	0.0	r 0.0	r 0.0	r 0.0	r 0.0	r 0.0	0.1	r 0.0	r 0.0	r 0.0	r 0.0	r 0.0
Mali	678	0.1	r 0.0	r 0.0	r 0.0	r 0.0	r 0.0	0.3	r 0.0	r 0.0	r 0.0	r 0.0	r 0.0
Mauritius	684	0.7	r 0.3	r 0.0	r 0.0	0.7	r 0.3	r 0.1
Mozambique	688	0.3	r 0.1	r 0.1	r 0.1	r 0.1	r 0.1	0.2	r 0.0	r 0.0	r 0.0	r 0.0	r 0.0
Namibia	728	204.9	r 51.8	r 53.4	r 79.4	r 84.7	r 95.8	581.6	r 101.2	r 101.8	r 93.7	r 101.6	r 88.3
Nigeria	694	88.6	r 22.4	r 23.1	r 34.4	r 36.6	r 41.4	174.0	r 30.3	r 30.5	r 28.0	r 30.4	r 26.4
Rwanda	714	0.1	r 0.0	r 0.0
Senegal	722	r 2.8	r 3.5	r 0.2	r 0.2	44.3	r 10.6	r 9.4	r 6.3	r 7.0	r 8.8
Sierra Leone	724	0.1	r 0.0	r 0.0	r 0.0	r 0.0	r 0.0	0.0	r 0.0	r 0.0	r 0.0	r 0.0	r 0.0
South Africa	199	0.8	r 0.1	r 0.4	r 0.1	r 0.0	r 0.7	36.4	r 5.7	r 6.9	r 10.8	r 8.2	r 12.6
Tanzania	738	0.1	r 0.0	r 0.0	r 0.0	r 0.0	0.0	r 0.1	r 0.0	r 0.3	r 0.1	r 0.1
Togo	742	0.1	r 7.4	26.7	r 6.5	r 8.1	r 6.8	r 9.1	r 4.1
Uganda	746	0.3	r 0.1	r 0.1	r 0.1	r 0.1	r 0.1	0.0	r 0.0	r 0.0	r 0.0	r 0.0
Western Hemisphere	205	91.9	23.2	23.9	35.1	58.9	58.7	165.4	34.5	35.4	34.2	27.9	25.1
Argentina	213	0.1	r 0.0	r 0.0	r 0.0	20.9	r 5.8	r 4.2	r 6.8	r 4.7	r 4.5
Brazil	223	0.0	r 0.0	r 0.0	r 0.0	45.3	r 14.5	r 5.9	r 2.1	r 4.5	r 9.2
Chile	228	0.2	r 0.0	r 0.0	r 0.0	r 0.0	r 0.0	0.3	r 0.0	r 0.0	r 0.2	r 0.1	r 0.2
Colombia	233	0.0	r 0.1	r 0.0	0.5	r 0.2	r 0.0	r 0.1	r 0.3	r 0.3
Dominican Republic	243	89.5	r 22.6	r 23.3	r 34.7	r 37.0	r 41.8
Ecuador	248	0.0	r 0.3	r 0.1	r 0.0	r 0.0	r 0.0
Guatemala	258	3.6

Congo, Republic of (634)

In Millions of U.S. Dollars

		Exports (FOB)						Imports (CIF)					
		2016	2017Q1	2017Q2	2017Q3	2017Q4	2018Q1	2016	2017Q1	2017Q2	2017Q3	2017Q4	2018Q1
Haiti	263	0.9	r 0.2	r 0.2	r 0.3	r 0.4	r 0.4
Mexico	273	1.1	r 0.0	r 0.0	r 0.0	r 0.0	r 0.0	5.0	r 0.2	r 1.0	r 0.3	r 0.4	r 0.3
Paraguay	288	2.5	r 0.4	r 0.4	r 0.4	r 0.4	r 0.4
Peru	293	0.1	r 0.2
Trinidad and Tobago	369	0.0	r 0.0	r 0.0	r 0.0	r 0.0	r 0.0	0.4	r 0.1	r 0.1	r 0.1	r 0.1	r 0.1
Uruguay	298	r 21.3	r 16.4	86.7	r 13.3	r 23.6	r 24.2	r 17.3	r 10.2
Other Countries n.i.e	910	0.2	0.0	0.0	0.0	0.0	0.0
Korea, Dem. People's Rep.	954	0.2	r 0.0	r 0.0	r 0.0	r 0.0	r 0.0
Countries & Areas n.s.	898	12.6	r 3.2	r 3.3	r 4.9	r 5.2	r 5.9
Memorandum Items													
Africa	605	1,472.2	371.9	392.6	553.7	583.9	656.4	2,388.2	422.1	429.4	394.9	425.0	373.5
Middle East	405	61.1	11.0	12.4	16.1	18.6	21.1	99.2	17.2	17.1	16.2	17.5	15.7
European Union	998	1,038.6	155.1	186.9	782.2	542.1	210.1	1,581.6	297.0	312.1	273.0	277.9	254.0
Export earnings: fuel	080	620.7	152.9	158.7	233.1	250.0	282.6	1,268.7	218.8	224.3	214.0	232.1	199.3
Export earnings: nonfuel	092	5,000.7	1,162.1	1,152.1	2,244.3	2,050.1	2,113.6	6,837.2	901.4	938.8	920.1	905.2	669.3

Costa Rica (238)

In Millions of U.S. Dollars

		Exports (FOB)						Imports (CIF)					
		2016	2017Q1	2017Q2	2017Q3	2017Q4	2018Q1	2016	2017Q1	2017Q2	2017Q3	2017Q4	2018Q1
IFS World		9,799.5	2,514.7	2,820.3	2,598.3	2,586.2	15,453.5	3,939.3	3,961.5	3,877.3	4,269.5
World	001	9,914.3	2,548.3	2,853.0	2,607.8	2,589.1	2,734.4	15,367.6	3,895.4	3,918.2	3,854.9	4,251.6	3,874.1
Advanced Economies	110	6,510.6	1,685.7	1,928.6	1,689.6	1,662.7	1,803.7	8,539.9	2,207.7	2,217.1	2,170.8	2,378.0	2,165.1
Euro Area	163	1,863.5	486.1	555.3	466.5	461.0	546.9	1,216.5	310.5	360.6	313.2	335.4	295.8
Austria	122	0.5	r 0.1	r 0.0	r 0.0	r 0.1	r 0.0	22.0	r 5.7	r 6.0	r 4.7	r 7.4	r 5.2
Belgium	124	532.2	r 168.2	r 189.9	r 167.6	r 154.4	r 177.7	66.4	r 17.0	r 11.1	r 14.1	r 13.0	r 9.3
Cyprus	423	0.1	r 0.0	r 0.0	r 0.0	0.1	r 0.0	r 0.0	r 0.0	r 0.0	r 0.0
Estonia	939	0.1	r 0.0	r 0.0	r 0.0	r 0.0	1.1	r 0.0	r 0.1	r 3.0	r 2.3	r 0.6
Finland	172	38.1	r 8.2	r 8.1	r 7.0	r 14.8	r 8.8	10.9	r 2.3	r 2.7	r 1.5	r 2.7	r 2.0
France	132	82.7	r 16.1	r 18.1	r 16.5	r 15.9	r 18.9	114.0	r 31.8	r 37.0	r 26.2	r 34.0	r 23.3
Germany	134	130.8	r 31.0	r 40.4	r 31.9	r 22.8	r 31.1	387.5	r 94.2	r 122.5	r 90.3	r 97.4	r 95.3
Greece	174	11.8	r 1.7	r 2.9	r 3.7	r 4.9	r 2.6	1.9	r 0.7	r 0.3	r 0.3	r 0.3	r 0.4
Ireland	178	87.2	r 17.6	r 18.1	r 21.9	r 18.8	r 20.6	55.0	r 15.0	r 15.7	r 14.5	r 14.0	r 12.8
Italy	136	207.8	r 37.8	r 44.1	r 38.6	r 36.6	r 42.0	199.0	r 51.4	r 50.0	r 49.8	r 55.5	r 51.1
Latvia	941	0.6	r 0.2	r 0.4	r 0.3	r 0.1	r 0.1	5.3	r 0.1	r 1.2	r 1.0	r 0.3	r 0.3
Lithuania	946	11.4	r 1.4	r 1.4	r 1.1	r 1.8	r 1.8	1.6	r 2.1	r 3.3	r 1.1	r 0.4	r 0.7
Luxembourg	137	0.0	r 0.0	9.9	r 0.3	r 13.2	r 12.0	r 0.4	r 0.7
Malta	181	0.4	r 0.2	r 0.1	r 0.1	r 0.1	r 0.0	0.2	r 0.0	r 0.0	r 0.0	r 0.0	r 0.0
Netherlands	138	575.4	r 158.1	r 173.0	r 127.7	r 135.1	r 186.5	96.0	r 23.6	r 19.1	r 21.7	r 26.2	r 25.9
Portugal	182	24.6	r 10.4	r 12.1	r 9.8	r 12.0	r 12.2	13.5	r 2.3	r 2.7	r 2.8	r 3.1	r 6.3
Slovak Republic	936	0.3	r 0.0	r 0.1	r 0.1	r 0.1	r 0.1	7.1	r 0.9	r 0.6	r 0.6	r 1.0	r 0.3
Slovenia	961	5.8	r 1.2	r 0.4	r 3.3	r 2.1	r 2.8	2.3	r 0.5	r 0.9	r 0.8	r 1.0	r 0.7
Spain	184	153.6	r 33.9	r 46.3	r 36.9	r 41.4	r 41.5	222.7	r 62.6	r 74.2	r 68.7	r 76.4	r 60.8
Australia	193	24.1	r 6.0	r 9.5	r 8.9	r 8.7	r 5.4	8.5	r 1.9	r 1.1	r 1.8	r 2.1	r 2.2
Canada	156	85.5	r 25.4	r 19.4	r 15.4	r 14.8	r 19.2	155.2	r 45.0	r 35.7	r 30.5	r 46.0	r 31.2
China,P.R.: Hong Kong	532	32.1	r 9.2	r 11.7	r 8.1	r 9.6	r 18.4	187.1	r 27.0	r 26.2	r 39.9	r 72.2	r 42.2
China,P.R.: Macao	546	0.0	r 0.0	r 0.0	0.1	r 0.0	r 0.1	r 0.0	r 0.2	r 0.3
Czech Republic	935	0.0	r 0.1	r 0.0	r 0.0	5.7	r 1.3	r 2.0	r 2.9	r 2.1	r 2.3
Denmark	128	4.5	r 0.9	r 0.9	r 1.0	r 1.1	r 2.1	31.6	r 7.4	r 7.3	r 8.2	r 12.1	r 5.9
Iceland	176	0.1	r 0.1	r 0.1	r 0.3	r 2.2	r 0.0
Israel	436	8.2	r 2.1	r 7.6	r 1.4	r 2.1	r 2.5	37.4	r 13.2	r 9.0	r 16.9	r 12.7	r 10.0
Japan	158	112.9	r 28.4	r 41.0	r 47.4	r 54.8	r 48.7	421.4	r 100.3	r 101.2	r 83.4	r 102.2	r 115.9
Korea, Republic of	542	33.6	r 11.0	r 11.7	r 7.5	r 7.3	r 8.6	257.1	r 56.2	r 69.4	r 47.6	r 59.1	r 43.3
New Zealand	196	18.9	r 0.8	r 15.6	r 0.5	r 0.6	r 1.2	9.4	r 1.6	r 2.2	r 2.6	r 2.8	r 2.4
Norway	142	20.5	r 5.0	r 6.9	r 5.5	r 3.8	r 4.9	7.8	r 1.7	r 0.5	r 0.5	r 0.7	r 0.6
Singapore	576	17.5	r 1.1	r 0.8	r 1.3	r 3.6	r 4.9	35.2	r 11.4	r 19.6	r 12.3	r 13.3	r 10.8
Sweden	144	21.8	r 7.8	r 5.0	r 6.2	r 4.6	r 5.0	39.2	r 11.9	r 11.3	r 11.4	r 12.0	r 11.1
Switzerland	146	5.5	r 1.6	r 0.6	r 1.0	r 0.9	r 1.0	145.8	r 41.9	r 45.4	r 25.5	r 40.0	r 32.9
Taiwan Prov.of China	528	16.9	r 2.5	r 3.4	r 3.4	r 5.3	r 6.0	111.0	r 25.0	r 27.9	r 23.4	r 28.9	r 26.5
United Kingdom	112	181.0	r 64.1	r 58.1	r 40.5	r 42.5	r 56.8	127.2	r 24.7	r 38.5	r 27.8	r 37.4	r 25.8
United States	111	4,064.3	r 1,033.5	r 1,181.1	r 1,075.1	r 1,042.1	r 1,072.1	5,743.8	r 1,526.7	r 1,458.9	r 1,522.4	r 1,596.7	r 1,505.9
Emerg. & Dev. Economies	200	3,371.3	854.1	915.0	911.5	918.9	921.5	6,349.8	1,578.3	1,584.8	1,552.9	1,729.0	1,598.5
Emerg. & Dev. Asia	505	84.2	52.1	69.4	42.1	39.6	82.2	2,671.3	645.0	648.7	622.6	734.1	658.9
Bangladesh	513	0.1	r 0.1	r 0.1	r 0.0	r 0.2	r 0.1	11.8	r 3.1	r 2.5	r 3.6	r 4.9	r 3.8
Cambodia	522	3.9	r 1.0	r 0.7	r 1.2	r 1.6	r 1.2
China,P.R.: Mainland	924	45.5	r 17.6	r 44.5	r 26.8	r 22.9	r 58.5	2,085.5	r 493.4	r 497.1	r 498.0	r 597.6	r 535.9
Fiji	819	0.1	r 0.0	r 0.0	r 0.0	0.2	r 0.0
F.T. French Polynesia	887	0.0	0.0	r 0.1	r 0.1	r 0.0	r 0.0	r 0.0
F.T. New Caledonia	839	0.1	r 0.0	r 0.1	r 0.0	r 0.0	0.0	r 0.0	r 0.0
India	534	19.7	r 13.8	r 15.4	r 6.4	r 4.1	r 11.7	179.5	r 51.2	r 47.9	r 40.8	r 45.7	r 42.4
Indonesia	536	4.9	r 11.5	r 0.7	r 0.0	r 0.1	r 0.2	69.7	r 10.1	r 8.1	r 7.3	r 7.7	r 6.9
Lao People's Dem.Rep	544	0.1	r 0.3	0.0	r 0.0	r 0.0	r 0.0	r 0.0	r 0.0
Malaysia	548	1.0	r 0.6	r 0.9	r 0.6	r 3.7	r 1.6	49.9	r 18.2	r 20.9	r 14.9	r 17.9	r 15.1
Maldives	556	0.0	r 0.0	r 0.1	r 0.1
Mongolia	948	r 0.1
Myanmar	518	0.1	0.2	r 0.1	r 0.1	r 0.1	r 0.2	r 0.2
Philippines	566	3.3	r 2.9	r 0.5	r 0.9	r 0.4	r 0.4	10.3	r 4.2	r 2.2	r 2.3	r 2.8	r 3.7
Samoa	862	0.4	r 0.0
Sri Lanka	524	0.3	r 0.0	r 0.1	r 0.0	3.7	r 0.8	r 1.2	r 1.3	r 1.2	r 1.0
Thailand	578	2.7	r 0.3	r 1.6	r 3.0	r 2.5	r 3.2	183.8	r 42.0	r 47.0	r 32.4	r 31.9	r 30.9

Costa Rica (238)

In Millions of U.S. Dollars

		Exports (FOB)						Imports (CIF)					
		2016	2017Q1	2017Q2	2017Q3	2017Q4	2018Q1	2016	2017Q1	2017Q2	2017Q3	2017Q4	2018Q1
Vietnam	582	6.2	r 5.1	r 5.5	r 4.2	r 5.6	r 6.1	72.3	r 20.7	r 20.9	r 20.8	r 22.6	r 17.6
Asia n.s.	598	0.1	r 0.1	r 0.0	0.0	r 0.0	r 0.0	r 0.0	r 0.0	r 0.0
Europe	170	92.4	20.8	19.1	25.9	36.6	21.2	182.9	49.9	45.9	63.7	30.1	62.6
Emerg. & Dev. Europe	903	62.6	12.0	7.7	18.0	15.6	7.2	116.1	36.9	30.9	39.7	23.4	37.7
Albania	914	0.1	r 0.0	r 0.0	r 0.0	r 0.0	r 0.0	0.0	r 0.0	r 0.0	r 0.0	r 0.0	r 0.1
Bosnia and Herzegovina	963	0.0	r 0.0	0.1	r 0.0	r 0.0	r 0.0	r 0.0	r 0.0
Bulgaria	918	0.2	r 0.1	r 0.0	r 0.0	r 0.1	r 0.0	1.9	r 1.4	r 0.5	r 0.5	r 0.7	r 0.6
Croatia	960	0.3	r 0.2	r 0.0	r 0.0	r 0.7	r 0.3	0.0	r 0.0	r 0.0	r 0.0	r 0.3	r 0.0
Hungary	944	0.1	r 0.0	r 0.0	r 0.0	r 0.0	r 0.1	41.4	r 11.7	r 9.7	r 8.4	r 8.5	r 9.4
Macedonia, FYR	962	0.1	r 0.1	r 0.0	r 0.0	r 0.0	r 0.0
Montenegro	943	1.8	r 0.5	r 0.3	r 1.4	r 0.6	r 0.9	0.0
Poland	964	6.1	r 2.1	r 1.5	r 2.6	r 1.7	r 1.4	12.5	r 5.5	r 4.5	r 2.5	r 2.6	r 2.9
Romania	968	0.6	r 0.1	r 0.5	r 1.0	r 0.4	r 0.2	2.5	r 0.5	r 1.0	r 2.1	r 0.7	r 0.8
Serbia, Republic of	942	r 0.0	r 0.0	1.3	r 0.2	r 0.3	r 0.2	r 0.3	r 0.4
Turkey	186	53.4	r 9.1	r 5.3	r 13.0	r 12.0	r 4.2	56.3	r 17.5	r 14.8	r 25.9	r 10.3	r 23.5
CIS	901	29.8	8.8	11.4	7.8	21.0	14.0	66.8	13.0	14.9	24.0	6.7	24.9
Armenia	911	0.1	r 0.0	r 0.1	r 0.1	r 0.0	r 0.0
Belarus	913	r 0.0	1.9	r 1.2	r 1.8	r 2.1	r 0.0	r 0.8
Georgia	915	0.1	r 0.0	r 0.0	r 0.0	r 0.2	r 0.0	1.0	r 0.0	r 0.0	r 0.0	r 0.0
Kazakhstan	916	r 0.0	r 0.0	0.0	r 0.1	r 0.0
Russian Federation	922	23.5	r 5.6	r 5.8	r 4.3	r 13.0	r 7.0	48.8	r 10.6	r 10.9	r 13.7	r 4.3	r 14.0
Ukraine	926	6.2	r 3.1	r 5.5	r 3.5	r 7.7	r 7.0	14.8	r 1.2	r 2.1	r 8.2	r 2.3	r 10.0
Europe n.s.	884	0.0	r 0.0	r 0.1	r 0.0	r 0.1	r 0.0
Mid East, N Africa, Pak	440	21.0	5.6	5.4	7.0	7.4	3.0	32.2	9.6	9.6	9.2	10.0	11.7
Algeria	612	0.0	r 0.0	r 0.6	0.0	r 0.0	r 0.0	r 1.3
Bahrain, Kingdom of	419	0.0	r 0.0	r 0.0	r 0.0	r 0.0	0.1	r 0.0	r 0.0	r 0.0	r 0.0	r 0.0
Djibouti	611	0.1
Egypt	469	0.6	r 0.2	r 0.2	r 0.1	r 0.1	1.9	r 0.4	r 0.7	r 0.6	r 0.4	r 0.5
Iran, I.R. of	429	0.1	r 0.1	r 0.3	r 0.1	r 0.2	r 0.0	0.0	r 0.0	r 0.0	r 0.0	r 0.2
Iraq	433	4.5	r 2.8	r 1.9	r 2.8	r 2.2	r 0.4	0.0	r 0.0	r 0.0	r 0.0	r 0.0
Jordan	439	0.3	r 0.1	r 0.1	r 0.0	0.5	r 0.1	r 0.1	r 0.1	r 0.2	r 0.1
Kuwait	443	0.6	r 0.0	r 0.0	r 0.0	r 0.0	r 0.0	0.0	r 0.0
Lebanon	446	1.9	r 0.2	r 0.2	r 0.2	r 0.1	r 0.2	0.0	r 0.0	r 0.0	r 0.0	r 0.0	r 0.0
Libya	672	0.3	r 0.2	r 0.2	r 0.1	r 0.8	r 0.7
Morocco	686	2.6	r 0.1	r 0.5	r 0.4	r 0.3	r 0.3	5.4	r 1.4	r 1.5	r 1.7	r 1.2	r 1.4
Oman	449	0.1	r 0.0	r 0.0	0.1	r 0.0	r 0.0	r 0.0	r 0.0	r 0.0
Pakistan	564	0.3	r 0.1	r 0.2	r 0.2	r 0.2	r 0.3	8.5	r 2.4	r 2.2	r 1.7	r 2.1	r 2.3
Qatar	453	0.0	r 0.0	r 0.0	r 0.1	r 1.4	r 0.0	7.0	r 2.7	r 3.5	r 3.1	r 3.5	r 3.9
Saudi Arabia	456	6.4	r 0.9	r 1.0	r 0.6	r 0.7	r 0.2	4.0	r 0.9	r 0.5	r 0.8	r 1.3	r 1.1
Tunisia	744	0.8	r 0.2	r 0.2	r 0.1	r 0.7	r 0.4	1.0	r 0.3	r 0.2	r 0.3	r 0.2	r 0.2
United Arab Emirates	466	2.3	r 0.7	r 0.7	r 1.6	r 0.7	r 0.3	3.6	r 1.3	r 0.9	r 0.9	r 1.0	r 0.8
Sub-Saharan Africa	603	7.7	1.0	1.2	0.7	0.7	1.0	7.5	2.4	2.9	1.3	1.6	3.4
Benin	638	0.0	r 0.0	r 0.1
Botswana	616	r 0.1	0.0	r 0.0	r 0.0
Burkina Faso	748	0.1	r 0.2	r 0.1	r 0.1	0.0	r 0.0
Cameroon	622	3.4	r 0.1	r 0.0	r 0.1	r 0.1	0.0	r 0.0	r 0.0	r 0.0	r 0.0	r 0.0
Comoros	632	0.1	r 0.0
Congo, Dem. Rep. of	636	r 0.0	0.0	r 0.0	r 0.0	r 0.0	r 1.5
Congo, Republic of	634	r 0.1	0.0	r 0.0	r 0.0
Côte d'Ivoire	662	0.3	r 0.0	r 0.0	r 0.0	0.0	r 0.0	r 0.0	r 0.0	r 0.0
Gabon	646	0.1	r 0.3	r 0.1	0.0	r 0.0	r 0.0
Ghana	652	0.9	r 0.1	r 0.1	r 0.1	r 0.0	r 0.0	0.0	r 0.0	r 0.0	r 0.0
Kenya	664	0.0	r 0.0	r 0.0	0.1	r 0.0	r 0.0	r 0.0	r 0.0	r 0.0
Madagascar	674	0.0	0.1	r 0.0	r 0.0	r 0.0	r 0.0	r 0.0
Malawi	676	0.1	r 0.0	r 0.0	r 0.0	r 0.0
Mauritius	684	0.0	0.1	r 0.0	r 0.0	r 0.0	r 0.0	r 0.0
Mozambique	688	0.0	r 0.0	0.3	r 0.2	r 0.5	r 0.0	r 0.1	r 0.0
Nigeria	694	0.4	r 0.0	r 0.0	r 0.1	r 0.0	0.0	r 0.0	r 0.0	r 0.0	r 0.0	r 0.0
Seychelles	718	r 0.1	0.0	r 0.0	r 0.0
South Africa	199	2.0	r 0.4	r 0.7	r 0.4	r 0.2	r 0.7	6.5	r 2.1	r 2.1	r 1.1	r 1.3	r 1.7

Costa Rica (238)

In Millions of U.S. Dollars

		Exports (FOB)						Imports (CIF)					
		2016	2017Q1	2017Q2	2017Q3	2017Q4	2018Q1	2016	2017Q1	2017Q2	2017Q3	2017Q4	2018Q1
Tanzania	738	0.4	r 0.0	r 0.0	0.0	r 0.0	r 0.0	r 0.0	r 0.0	r 0.0
Uganda	746	0.1	r 0.0	r 0.0	r 0.0	r 0.0	0.0	r 0.0	r 0.0	r 0.0	r 0.0
Western Hemisphere	205	3,165.9	774.6	820.0	835.8	834.6	814.1	3,455.9	871.5	877.6	856.2	953.1	861.9
Antigua and Barbuda	311	0.5	r 0.1	r 0.1	r 0.0	r 0.1	r 0.2	r 0.0	r 0.0	r 0.0	r 0.0
Argentina	213	7.6	r 2.8	r 2.2	r 5.2	r 6.4	r 3.7	62.2	r 21.7	r 38.0	r 23.6	r 34.1	r 27.6
Aruba	314	19.4	r 4.8	r 5.9	r 5.1	r 4.5	r 4.9	0.0	r 0.0	r 0.0	r 0.0	r 0.0
Bahamas, The	313	6.7	r 2.1	r 2.6	r 2.3	r 1.8	r 2.4	8.9	r 0.1	r 0.2	r 0.0	r 0.0	r 0.0
Barbados	316	9.0	r 2.1	r 2.1	r 2.2	r 2.3	r 2.1	0.1	r 0.0	r 0.0	r 0.0	r 0.0	r 0.0
Belize	339	10.8	r 2.7	r 2.1	r 1.6	r 2.8	r 1.9	0.2	r 0.0	r 0.0	r 0.0	r 0.1	r 0.1
Bermuda	319	0.3	r 0.1	r 0.0	r 0.3	r 0.1	r 0.3	0.0	r 0.0	r 0.0	r 0.0
Bolivia	218	2.2	r 0.3	r 0.3	r 0.3	r 0.4	r 0.2	1.1	r 0.2	r 0.2	r 0.4	r 0.3	r 1.1
Brazil	223	34.4	r 3.4	r 8.3	r 12.0	r 19.8	r 19.5	330.2	r 76.0	r 73.7	r 79.8	r 76.9	r 81.4
Chile	228	34.6	r 8.4	r 10.1	r 6.7	r 9.0	r 8.7	282.4	r 74.5	r 76.6	r 60.0	r 69.0	r 75.6
Colombia	233	70.2	r 14.5	r 12.3	r 15.1	r 15.3	r 13.9	292.9	r 72.1	r 68.8	r 79.4	r 79.1	r 71.1
Curacao	354	1.5	r 0.6	r 0.4	r 0.7	r 0.3	r 0.8	0.5	r 1.6	r 0.0	r 0.1	r 0.0	r 0.1
Dominica	321	1.0	r 0.4	r 0.3	r 0.1	r 0.2	r 0.1	0.0	r 0.0	r 0.0	r 0.0	r 0.0	r 0.0
Dominican Republic	243	258.9	r 47.1	r 63.0	r 60.4	r 59.5	r 42.9	37.9	r 14.6	r 20.6	r 13.4	r 11.4	r 8.4
Ecuador	248	36.2	r 6.8	r 9.0	r 10.4	r 9.5	r 7.5	27.8	r 7.7	r 8.4	r 7.7	r 7.3	r 7.6
El Salvador	253	274.2	r 74.9	r 68.7	r 68.0	r 74.8	r 76.8	236.2	r 63.4	r 61.6	r 58.6	r 67.0	r 59.0
Grenada	328	1.1	r 0.3	r 0.3	r 0.3	r 0.7	r 1.0	0.0	r 0.0	r 0.0	r 0.0	r 0.0
Guatemala	258	516.3	r 124.5	r 127.3	r 135.6	r 138.2	r 141.3	416.8	r 107.3	r 103.3	r 103.8	r 107.5	r 103.2
Guyana	336	15.0	r 1.5	r 2.7	r 2.1	r 4.9	r 2.9	0.3	r 0.0	r 0.0	r 0.0	r 0.2	r 0.7
Haiti	263	16.3	r 3.2	r 4.6	r 6.0	r 5.2	r 5.3	0.2	r 0.0	r 0.1	r 0.1	r 0.1	r 0.2
Honduras	268	334.8	r 89.3	r 91.2	r 95.1	r 90.0	r 92.7	106.1	r 26.5	r 25.5	r 24.4	r 24.7	r 27.9
Jamaica	343	51.1	r 39.8	r 15.4	r 14.0	r 16.3	r 15.6	1.4	r 0.4	r 0.5	r 0.3	r 0.2	r 0.2
Mexico	273	257.2	r 57.7	r 82.0	r 77.4	r 62.3	r 69.5	1,066.2	r 255.3	r 277.0	r 275.5	r 314.5	r 274.3
Netherlands Antilles	353	1.7	r 0.1	r 0.2	r 0.2	r 0.4	r 0.3	0.0	r 0.0	r 0.0	r 0.0	r 0.1	r 0.0
Nicaragua	278	517.3	r 128.7	r 138.5	r 133.7	r 136.8	r 139.2	141.7	r 47.7	r 36.8	r 30.8	r 36.5	r 41.8
Panama	283	561.0	r 134.0	r 141.4	r 152.1	r 147.2	r 138.2	290.4	r 68.3	r 58.1	r 64.1	r 78.9	r 53.9
Paraguay	288	1.7	r 0.5	r 0.3	r 0.4	r 0.2	r 0.1	23.0	r 0.9	r 1.0	r 2.1	r 2.3	r 1.6
Peru	293	19.4	r 4.7	r 5.7	r 6.4	r 4.8	r 5.9	61.1	r 13.7	r 16.6	r 16.0	r 18.1	r 13.0
Sint Maarten	352	0.0	r 0.0	r 0.1	r 0.0	r 0.0	r 0.4
St. Kitts and Nevis	361	0.2	r 0.0	r 0.1	r 0.0	r 0.1	r 0.1	r 0.0
St. Lucia	362	2.1	r 0.5	r 1.2	r 0.3	r 0.5	r 0.4	0.0	r 0.0	r 0.0
St. Vincent & Grens.	364	1.2	r 0.3	r 0.4	r 0.3	r 0.0	r 0.0
Suriname	366	8.0	r 1.7	r 1.9	r 1.9	r 2.0	r 1.7	0.0	r 0.0	r 0.0	r 0.0	r 0.0
Trinidad and Tobago	369	59.4	r 14.1	r 15.8	r 15.4	r 15.1	r 12.2	15.9	r 4.1	r 0.8	r 2.6	r 2.3	r 0.2
Uruguay	298	1.2	r 0.2	r 0.3	r 0.6	r 0.3	r 0.3	30.9	r 6.8	r 6.4	r 7.1	r 14.1	r 9.1
Venezuela, Rep. Bol.	299	32.5	r 2.5	r 3.3	r 3.5	r 2.8	r 1.3	18.9	r 8.3	r 3.3	r 6.1	r 8.4	r 3.9
Western Hem. n.s.	399	0.5	r 0.0	r 0.0	2.4	r 0.1	r 0.1	r 0.0
Other Countries n.i.e	910	32.4	8.5	9.4	6.7	7.5	9.2	1.7	0.5	0.3	5.0	0.1	0.2
Cuba	928	32.4	r 8.5	r 9.4	r 6.7	r 7.4	r 9.2	0.3	r 0.0	r 0.0	r 4.5	r 0.0	r 0.0
Korea, Dem. People's Rep.	954	0.0	r 0.0	r 0.1	1.4	r 0.5	r 0.3	r 0.5	r 0.1	r 0.1
Countries & Areas n.s.	898	r 0.0	r 0.0	r 0.0	476.2	r 108.9	r 116.0	r 126.2	r 144.5	r 110.3
Memorandum Items													
Africa	605	11.2	1.4	1.9	1.8	1.7	1.7	14.0	4.1	4.6	3.3	3.1	6.2
Middle East	405	17.2	5.2	4.5	5.7	6.2	2.0	17.2	5.5	5.7	5.5	6.5	6.6
European Union	998	2,078.0	561.5	621.3	517.9	512.2	612.8	1,478.4	374.8	435.5	377.1	411.8	354.6
Export earnings: fuel	080	238.8	49.1	50.7	54.9	62.3	43.9	420.3	108.1	97.3	114.7	107.7	105.3
Export earnings: nonfuel	092	9,675.5	2,499.2	2,802.4	2,552.8	2,526.8	2,690.5	14,947.3	3,787.3	3,820.9	3,740.1	4,143.9	3,768.8

Côte d'Ivoire (662)

In Millions of U.S. Dollars

		Exports (FOB)						Imports (CIF)					
		2016	2016Q4	2017Q1	2017Q2	2017Q3	2017Q4	2016	2016Q4	2017Q1	2017Q2	2017Q3	2017Q4
IFS World		10,661.1	2,837.8	3,923.9	3,482.0	2,205.4	2,825.4	8,380.4	1,845.9	2,040.8	2,701.7	2,349.3	2,463.6
World	001	10,054.1	2,685.0	3,702.9	3,295.8	2,106.0	2,689.1	8,337.6	1,797.7	1,944.8	2,499.5	2,169.1	2,248.5
Advanced Economies	110	5,273.4	1,433.7	1,989.2	1,782.9	1,148.9	1,471.5	3,540.3	749.2	812.1	1,056.8	906.9	939.9
Euro Area	163	3,737.6	1,014.2	1,403.3	1,258.0	813.3	1,039.0	2,400.3	508.6	552.4	720.9	618.6	641.8
Austria	122	0.1	r 0.0	r 0.0	r 0.0	r 0.0	r 0.0	9.5	r 1.9	r 2.0	r 2.6	r 2.2	r 2.3
Belgium	124	615.4	r 168.8	r 236.3	r 211.9	r 135.4	r 174.8	157.3	r 32.3	r 34.6	r 44.5	r 37.8	r 38.8
Cyprus	423	0.2	r 0.1	r 0.1	r 0.1	r 0.1	r 0.1	0.1	r 0.0	r 0.0	r 0.0	r 0.0	r 0.0
Estonia	939	136.9	r 36.2	r 49.9	r 44.2	r 27.9	r 35.7	0.8	r 0.2	r 0.2	r 0.2	r 0.2	r 0.2
Finland	172	0.8	r 0.2	r 0.1	r 0.1	r 0.1	r 0.1	9.7	r 2.1	r 2.4	r 3.1	r 2.7	r 2.8
France	132	684.4	r 177.5	r 242.6	r 213.2	r 133.9	r 170.3	1,123.9	r 238.7	r 259.5	r 339.0	r 291.1	r 302.2
Germany	134	519.4	r 148.0	r 210.5	r 191.0	r 123.3	r 160.6	202.5	r 43.5	r 47.5	r 62.3	r 53.7	r 56.0
Greece	174	14.0	r 3.6	r 4.9	r 4.3	r 2.7	r 3.5	10.7	r 2.3	r 2.5	r 3.4	r 2.9	r 3.0
Ireland	178	122.2	r 30.6	r 30.6	r 30.6	r 30.5	r 30.6	26.6	r 5.6	r 6.0	r 7.8	r 6.6	r 6.9
Italy	136	211.4	r 59.9	r 85.0	r 77.0	r 49.6	r 64.6	305.5	r 67.3	r 74.4	r 98.5	r 85.6	r 89.8
Latvia	941	0.1	r 0.0	r 0.0	r 0.0	r 0.0	r 0.0
Lithuania	946	4.7	r 1.3	r 1.7	r 1.5	r 1.0	r 1.2	0.6	r 0.1	r 0.1	r 0.2	r 0.1	r 0.1
Luxembourg	137	0.9	r 0.2	r 0.2	r 0.2	r 0.2	r 0.2	4.9	r 1.0	r 1.0	r 1.3	r 1.1	r 1.2
Malta	181	0.5	r 0.1	r 0.1	r 0.1	r 0.1	r 0.1	0.2	r 0.0	r 0.0	r 0.0	r 0.0	r 0.0
Netherlands	138	1,130.3	r 310.1	r 434.4	r 389.5	r 248.9	r 321.5	242.7	r 50.2	r 53.8	r 69.5	r 59.1	r 60.8
Portugal	182	20.3	r 5.5	r 7.7	r 6.9	r 4.4	r 5.6	41.7	r 8.4	r 8.9	r 11.3	r 9.5	r 9.7
Slovak Republic	936	0.0	r 0.0	r 0.0	r 0.0	r 0.0	r 0.0	2.7	r 0.5	r 0.6	r 0.7	r 0.6	r 0.6
Slovenia	961	8.3	r 2.1	r 2.8	r 2.5	r 1.5	r 1.9	1.2	r 0.2	r 0.3	r 0.3	r 0.3	r 0.3
Spain	184	267.7	r 70.1	r 96.3	r 84.9	r 53.5	r 68.3	259.9	r 54.3	r 58.6	r 76.0	r 64.9	r 67.0
Australia	193	9.8	r 2.7	r 3.7	r 3.4	r 2.1	r 2.8	17.9	r 3.8	r 4.2	r 5.5	r 4.7	r 4.9
Canada	156	101.4	r 27.9	r 39.0	r 35.0	r 22.4	r 28.9	32.9	r 8.0	r 8.2	r 8.7	r 8.4	r 8.5
China,P.R.: Hong Kong	532	0.1	r 0.0	r 0.1	r 0.0	r 0.0	r 0.0	8.7	r 1.8	r 1.9	r 2.5	r 2.1	r 2.2
Czech Republic	935	5.7	r 1.7	r 2.4	r 2.2	r 1.4	r 1.9	16.7	r 3.5	r 3.8	r 5.0	r 4.2	r 4.4
Denmark	128	0.5	r 0.1	r 0.2	r 0.2	r 0.1	r 0.1	12.2	r 2.6	r 2.8	r 3.7	r 3.2	r 3.3
Iceland	176	6.6	r 1.6	r 1.6	r 1.6	r 1.6	r 1.6	2.3	r 0.5	r 0.6	r 0.7	r 0.6	r 0.7
Israel	436	8.9	r 2.4	r 3.4	r 3.0	r 1.9	r 2.5	27.4	r 5.9	r 6.5	r 8.5	r 7.3	r 7.7
Japan	158	4.7	r 1.3	r 1.8	r 1.6	r 1.0	r 1.3	185.3	r 38.7	r 41.8	r 54.2	r 46.3	r 47.8
Korea, Republic of	542	9.7	r 2.5	r 3.4	r 3.0	r 1.9	r 2.3	121.2	r 25.6	r 27.8	r 36.2	r 31.1	r 32.2
New Zealand	196	0.3	r 0.1	r 0.1	r 0.1	r 0.1	r 0.1	14.0	r 2.8	r 3.0	r 3.8	r 3.2	r 3.2
Norway	142	14.7	r 3.7	r 5.0	r 4.3	r 2.7	r 3.3	12.9	r 2.6	r 2.7	r 3.4	r 2.8	r 2.9
Singapore	576	13.8	r 3.5	r 4.8	r 4.2	r 2.6	r 3.3	41.4	r 7.7	r 7.8	r 9.6	r 7.8	r 7.7
Sweden	144	0.3	r 0.1	r 0.1	r 0.1	r 0.1	r 0.1	27.9	r 5.9	r 6.4	r 8.3	r 7.1	r 7.3
Switzerland	146	414.8	r 107.4	r 146.7	r 128.8	r 80.9	r 102.8	31.7	r 6.7	r 7.3	r 9.6	r 8.2	r 8.6
Taiwan Prov. of China	528	6.7	r 1.8	r 2.5	r 2.2	r 1.4	r 1.8	23.8	r 5.2	r 5.8	r 7.7	r 6.7	r 7.0
United Kingdom	112	192.5	r 56.9	r 82.1	r 75.4	r 49.1	r 64.5	215.3	r 43.9	r 46.8	r 60.2	r 50.9	r 52.1
United States	111	745.3	r 205.9	r 289.1	r 259.8	r 166.4	r 215.2	348.5	r 75.2	r 82.4	r 108.3	r 93.6	r 97.6
Emerg. & Dev. Economies	200	4,648.4	1,216.0	1,665.0	1,469.7	929.7	1,182.6	4,392.7	950.7	1,032.2	1,333.1	1,157.5	1,202.3
Emerg. & Dev. Asia	505	1,314.4	332.2	448.5	390.4	243.2	306.6	1,785.6	377.8	409.0	531.2	456.0	472.3
Bangladesh	513	38.5	r 9.8	r 13.3	r 11.6	r 7.3	r 9.2	13.4	r 2.7	r 2.8	r 3.6	r 3.0	r 3.0
Cambodia	522	1.3	r 0.3	r 0.3	r 0.3	r 0.3	r 0.3
China,P.R.: Mainland	924	84.4	r 22.0	r 30.1	r 26.5	r 16.6	r 21.2	984.5	r 204.9	r 220.6	r 285.8	r 243.6	r 251.3
India	534	516.1	r 126.9	r 169.2	r 145.6	r 89.7	r 112.0	295.4	r 65.0	r 71.8	r 94.9	r 82.5	r 86.5
Indonesia	536	34.9	r 12.1	r 18.5	r 17.7	r 11.9	r 16.0	69.0	r 13.8	r 14.6	r 18.6	r 15.6	r 15.8
Malaysia	548	254.0	r 65.5	r 89.3	r 78.3	r 49.1	r 62.3	61.6	r 12.5	r 13.3	r 17.1	r 14.5	r 14.8
Marshall Islands	867	0.5	r 0.1	r 0.1	r 0.1	r 0.1	r 0.1	0.0	r 0.0	r 0.0	r 0.0	r 0.0	r 0.0
Mongolia	948	0.9	r 0.2	r 0.2	r 0.2	r 0.2	r 0.2
Myanmar	518	10.2	r 2.2	r 2.5	r 3.3	r 2.8	r 3.0
Palau	565	0.2	r 0.0	r 0.0	r 0.0	r 0.0	r 0.0
Philippines	566	0.6	r 0.2	r 0.2	r 0.2	r 0.1	r 0.2	2.7	r 0.6	r 0.6	r 0.9	r 0.7	r 0.8
Sri Lanka	524	1.3	r 0.3	r 0.3	r 0.3	r 0.3	r 0.3	1.4	r 0.3	r 0.3	r 0.4	r 0.3	r 0.3
Thailand	578	10.9	r 2.8	r 3.9	r 3.4	r 2.1	r 2.7	182.2	r 40.5	r 44.9	r 59.6	r 52.0	r 54.6
Tuvalu	869	0.1	r 0.0	r 0.0	r 0.0	r 0.0	r 0.0
Vanuatu	846	1.4	r 0.3	r 0.2	r 0.2	r 0.1	r 0.1	0.0	r 0.0	r 0.0	r 0.0	r 0.0	r 0.0
Vietnam	582	368.4	r 91.3	r 122.1	r 105.4	r 65.1	r 81.6	140.6	r 29.3	r 31.6	r 40.9	r 34.9	r 36.0
Asia n.s.	598	3.3	r 0.9	r 1.2	r 1.1	r 0.7	r 0.9	22.5	r 5.6	r 5.6	r 5.6	r 5.6	r 5.6

Côte d'Ivoire (662)

In Millions of U.S. Dollars

		Exports (FOB)						Imports (CIF)					
		2016	2016Q4	2017Q1	2017Q2	2017Q3	2017Q4	2016	2016Q4	2017Q1	2017Q2	2017Q3	2017Q4
Europe	170	329.8	87.2	119.8	106.2	67.5	86.1	249.0	52.0	55.4	70.2	60.2	61.8
Emerg. & Dev. Europe	903	324.7	85.9	118.3	104.9	66.5	84.9	158.2	33.6	35.8	45.2	39.1	40.2
Albania	914	0.2	r 0.0	r 0.0	r 0.0	r 0.0	r 0.0	0.4	r 0.1	r 0.1	r 0.1	r 0.1	r 0.1
Bosnia and Herzegovina	963	0.0	r 0.0	r 0.0	r 0.0	r 0.0	r 0.0	0.1	r 0.0	r 0.0	r 0.0	r 0.0	r 0.0
Bulgaria	918	21.9	r 5.3	r 7.0	r 6.0	r 3.7	r 4.6	1.5	r 0.3	r 0.3	r 0.4	r 0.3	r 0.4
Croatia	960	0.7	r 0.2	r 0.2	r 0.2	r 0.2	r 0.2	7.4	r 1.2	r 1.1	r 1.3	r 0.9	r 0.8
Faroe Islands	816	0.1	r 0.0	r 0.0	r 0.0	r 0.0	r 0.0	1.4	r 0.3	r 0.3	r 0.5	r 0.4	r 0.4
Gibraltar	823	0.1	r 0.0	r 0.0	r 0.0	r 0.0	r 0.0	16.3	r 4.1	r 4.1	r 4.1	r 4.1	r 4.1
Hungary	944	0.0	r 0.0	r 0.0	r 0.0	r 0.0	r 0.0	11.3	r 2.3	r 2.4	r 3.1	r 2.6	r 2.6
Macedonia, FYR	962	0.2	r 0.1	r 0.1	r 0.1	r 0.1	r 0.1
Poland	964	85.7	r 24.4	r 34.7	r 31.5	r 20.4	r 26.5	21.8	r 4.6	r 5.0	r 6.5	r 5.6	r 5.8
Romania	968	3.9	r 1.2	r 1.8	r 1.7	r 1.1	r 1.5	9.3	r 2.0	r 2.3	r 3.0	r 2.6	r 2.7
Serbia, Republic of	942	0.7	r 0.2	r 0.2	r 0.2	r 0.2	r 0.2	0.6	r 0.1	r 0.1	r 0.1	r 0.1	r 0.1
Turkey	186	211.4	r 54.5	r 74.3	r 65.2	r 40.9	r 51.9	87.9	r 18.5	r 20.0	r 26.0	r 22.3	r 23.0
CIS	901	5.1	1.3	1.4	1.3	1.1	1.2	90.7	18.4	19.5	25.0	21.1	21.6
Belarus	913	28.9	r 5.9	r 6.3	r 8.1	r 6.8	r 7.0
Georgia	915	2.6	r 0.6	r 0.6	r 0.6	r 0.6	r 0.6	0.1	r 0.0	r 0.0	r 0.0	r 0.0	r 0.0
Moldova	921	0.4	r 0.1	r 0.1	r 0.1	r 0.1	r 0.1
Russian Federation	922	2.4	r 0.6	r 0.8	r 0.7	r 0.4	r 0.5	45.8	r 9.2	r 9.7	r 12.4	r 10.4	r 10.6
Ukraine	926	0.1	r 0.0	r 0.0	r 0.0	r 0.0	r 0.0	15.4	r 3.2	r 3.4	r 4.4	r 3.8	r 3.9
Europe n.s.	884	0.1	r 0.0	r 0.0	r 0.0	r 0.0	r 0.0
Mid East, N Africa, Pak	440	120.5	31.1	42.3	37.1	23.4	29.6	597.7	131.9	141.4	176.9	156.1	161.4
Algeria	612	73.4	r 18.5	r 24.9	r 21.7	r 13.5	r 17.0	20.0	r 5.0	r 5.0	r 5.0	r 5.0	r 5.0
Bahrain, Kingdom of	419	0.4	r 0.1	r 0.1	r 0.1	r 0.1	r 0.1	0.6	r 0.1	r 0.1	r 0.1	r 0.1	r 0.1
Djibouti	611	0.2	r 0.1	r 0.1	r 0.1	r 0.1	r 0.1	0.0	r 0.0	r 0.0	r 0.0	r 0.0	r 0.0
Egypt	469	4.7	r 1.3	r 1.8	r 1.6	r 1.0	r 1.3	41.5	r 8.6	r 9.2	r 11.8	r 10.1	r 10.3
Iran, I.R. of	429	0.1	r 0.0	r 0.0	r 0.0	r 0.0	r 0.0	0.8	r 0.2	r 0.2	r 0.2	r 0.2	r 0.2
Jordan	439	0.1	r 0.0	r 0.0	r 0.0	r 0.0	r 0.0	1.2	r 0.3	r 0.3	r 0.4	r 0.4	r 0.4
Kuwait	443	0.0	r 0.0	r 0.0	r 0.0	r 0.0	r 0.0	3.1	r 0.8	r 0.8	r 0.8	r 0.8	r 0.8
Lebanon	446	3.9	r 1.0	r 1.4	r 1.3	r 0.8	r 1.0	18.4	r 4.0	r 4.5	r 5.9	r 5.1	r 5.4
Libya	672	0.0	r 0.0	r 0.0	r 0.0	r 0.0	r 0.0	4.2	r 0.9	r 0.9	r 1.2	r 1.0	r 1.0
Mauritania	682	6.9	r 1.8	r 2.5	r 2.2	r 1.4	r 1.7	71.5	r 15.5	r 17.0	r 22.4	r 19.4	r 20.3
Morocco	686	9.3	r 2.5	r 3.4	r 3.0	r 1.9	r 2.4	176.2	r 37.6	r 41.0	r 53.6	r 46.1	r 47.9
Oman	449	0.5	r 0.1	r 0.1	r 0.1	r 0.1	r 0.1	1.1	r 0.2	r 0.2	r 0.2	r 0.1	r 0.1
Pakistan	564	2.8	r 0.8	r 1.2	r 1.1	r 0.7	r 1.0	91.1	r 22.6	r 22.7	r 23.2	r 23.0	r 23.1
Qatar	453	0.4	r 0.1	r 0.1	r 0.1	r 0.1	r 0.1	28.0	r 5.8	r 6.2	r 8.0	r 6.8	r 7.0
Saudi Arabia	456	0.7	r 0.2	r 0.2	r 0.2	r 0.1	r 0.2	63.0	r 13.9	r 15.3	r 20.3	r 17.7	r 18.5
Somalia	726	2.9	r 0.6	r 0.7	r 0.9	r 0.7	r 0.8
Sudan	732	0.2	r 0.1	r 0.1	r 0.1	r 0.1	r 0.1
Syrian Arab Republic	463	0.3	r 0.1	r 0.1	r 0.1	r 0.1	r 0.1	0.1	r 0.0	r 0.0	r 0.0	r 0.0	r 0.0
Tunisia	744	4.2	r 1.1	r 1.6	r 1.4	r 0.9	r 1.1	34.0	r 7.3	r 8.0	r 10.6	r 9.1	r 9.5
United Arab Emirates	466	12.2	r 3.3	r 4.6	r 4.1	r 2.6	r 3.4	40.0	r 8.5	r 9.3	r 12.1	r 10.4	r 10.8
Yemen, Republic of	474	0.0	r 0.0	r 0.0	r 0.0	r 0.0	r 0.0	0.1	r 0.0	r 0.0	r 0.0	r 0.0	r 0.0
Sub-Saharan Africa	603	2,721.3	723.7	998.1	886.3	563.8	720.4	1,488.4	332.8	367.5	482.2	422.8	443.5
Angola	614	28.0	r 7.1	r 7.5	r 7.4	r 6.8	r 7.1	11.5	r 1.9	r 1.8	r 2.0	r 1.5	r 1.3
Benin	638	56.2	r 15.0	r 20.8	r 18.4	r 11.7	r 15.0	7.5	r 1.5	r 1.6	r 2.1	r 1.8	r 1.8
Burkina Faso	748	457.3	r 121.4	r 167.7	r 148.7	r 94.1	r 120.5	5.6	r 1.2	r 1.2	r 1.6	r 1.4	r 1.4
Cabo Verde	624	0.2	r 0.1	r 0.1	r 0.1	r 0.0	r 0.1	0.0	r 0.0	r 0.0	r 0.0	r 0.0	r 0.0
Cameroon	622	53.7	r 16.3	r 23.7	r 21.9	r 14.3	r 18.9	7.0	r 1.4	r 1.5	r 2.0	r 1.7	r 1.7
Central African Rep.	626	2.2	r 0.6	r 0.8	r 0.7	r 0.5	r 0.6	0.0	r 0.0	r 0.0	r 0.0	r 0.0	r 0.0
Chad	628	4.8	r 1.2	r 1.7	r 1.5	r 0.9	r 1.2	0.0	r 0.0	r 0.0	r 0.0	r 0.0	r 0.0
Congo, Dem. Rep. of	636	45.6	r 12.1	r 16.8	r 14.9	r 9.4	r 12.1	0.2	r 0.0	r 0.0	r 0.1	r 0.0	r 0.1
Congo, Republic of	634	15.0	r 6.1	r 9.8	r 9.6	r 6.6	r 9.0	1.8	r 0.3	r 0.3	r 0.2	r 0.2	r 0.2
Equatorial Guinea	642	43.9	r 12.1	r 16.9	r 15.2	r 9.7	r 12.5	44.9	r 10.8	r 11.1	r 12.2	r 11.6	r 11.8
Eritrea	643	0.2	r 0.0	r 0.0	r 0.0	r 0.0	r 0.0	0.0	r 0.0	r 0.0	r 0.0	r 0.0	r 0.0
Ethiopia	644	0.8	r 0.2	r 0.2	r 0.2	r 0.2	r 0.2	0.4	r 0.1	r 0.1	r 0.1	r 0.1	r 0.1
Gabon	646	17.7	r 4.7	r 6.5	r 5.8	r 3.7	r 4.7	1.9	r 0.4	r 0.4	r 0.5	r 0.4	r 0.4
Gambia, The	648	5.5	r 1.5	r 2.0	r 1.8	r 1.1	r 1.4	0.1	r 0.0	r 0.0	r 0.0	r 0.0	r 0.0
Ghana	652	399.9	r 105.5	r 145.4	r 128.6	r 81.3	r 103.9	43.2	r 9.5	r 10.6	r 14.0	r 12.2	r 12.8
Guinea	656	19.1	r 5.7	r 8.2	r 7.5	r 4.9	r 6.4	4.0	r 1.0	r 1.0	r 1.0	r 1.0	r 1.0

Côte d'Ivoire (662)

In Millions of U.S. Dollars

		Exports (FOB)						Imports (CIF)					
		2016	2016Q4	2017Q1	2017Q2	2017Q3	2017Q4	2016	2016Q4	2017Q1	2017Q2	2017Q3	2017Q4
Guinea-Bissau	654	0.6	r 0.1	r 0.1	r 0.1	r 0.1	r 0.1	3.3	r 0.8	r 0.7	r 0.7	r 0.7	r 0.7
Kenya	664	3.0	r 0.7	r 0.9	r 0.8	r 0.5	r 0.6	1.5	r 0.3	r 0.3	r 0.4	r 0.3	r 0.3
Liberia	668	22.1	r 7.0	r 10.3	r 9.6	r 6.4	r 8.5	0.0	r 0.0	r 0.0	r 0.0	r 0.0	r 0.0
Madagascar	674	0.7	r 0.2	r 0.2	r 0.2	r 0.2	r 0.2	0.8	r 0.2	r 0.2	r 0.2	r 0.2	r 0.2
Mali	678	455.0	r 116.1	r 157.5	r 137.5	r 85.9	r 108.7	2.6	r 0.6	r 0.6	r 0.8	r 0.7	r 0.8
Mauritius	684	1.7	r 0.6	r 0.8	r 0.8	r 0.5	r 0.7	0.6	r 0.1	r 0.1	r 0.1	r 0.1	r 0.1
Mozambique	688	1.3	r 0.3	r 0.4	r 0.4	r 0.3	r 0.3	0.3	r 0.1	r 0.1	r 0.1	r 0.1	r 0.1
Namibia	728	5.0	r 1.2	r 1.6	r 1.4	r 0.9	r 1.1	4.5	r 1.1	r 1.1	r 1.1	r 1.1	r 1.1
Niger	692	52.3	r 15.6	r 22.5	r 20.7	r 13.5	r 17.7	8.9	r 2.2	r 2.2	r 2.2	r 2.2	r 2.2
Nigeria	694	373.2	r 102.7	r 144.0	r 129.3	r 82.7	r 106.8	1,110.0	r 251.1	r 280.9	r 375.2	r 329.0	r 347.3
Senegal	722	95.8	r 25.8	r 35.9	r 32.0	r 20.4	r 26.2	111.3	r 22.9	r 24.5	r 31.6	r 26.9	r 27.6
Seychelles	718	0.4	r 0.1	r 0.1	r 0.1	r 0.1	r 0.1
Sierra Leone	724	41.0	r 10.4	r 14.0	r 12.2	r 7.6	r 9.6	2.1	r 0.4	r 0.5	r 0.6	r 0.5	r 0.5
South Africa	199	280.4	r 73.7	r 101.3	r 89.4	r 56.4	r 72.0	89.4	r 18.8	r 20.4	r 26.5	r 22.7	r 23.5
Swaziland	734	0.4	r 0.1	r 0.1	r 0.1	r 0.1	r 0.1	0.0	r 0.0	r 0.0	r 0.0	r 0.0	r 0.0
Tanzania	738	0.1	r 0.0	r 0.0	r 0.0	r 0.0	r 0.0	0.0	r 0.0	r 0.0	r 0.0	r 0.0	r 0.0
Togo	742	234.9	r 58.7	r 78.8	r 68.3	r 42.3	r 53.1	24.6	r 6.0	r 6.1	r 6.6	r 6.4	r 6.4
Uganda	746	2.7	r 0.7	r 1.0	r 0.9	r 0.6	r 0.7	0.0	r 0.0	r 0.0	r 0.0	r 0.0	r 0.0
Zambia	754	0.6	r 0.2	r 0.4	r 0.3	r 0.2	r 0.3	0.0	r 0.0	r 0.0	r 0.0	r 0.0	r 0.0
Zimbabwe	698	0.3	r 0.1	r 0.1	r 0.1	r 0.1	r 0.1	0.0	r 0.0	r 0.0	r 0.0	r 0.0	r 0.0
Western Hemisphere	205	162.3	41.8	56.4	49.7	31.8	39.9	272.0	56.2	58.9	72.6	62.3	63.3
Argentina	213	1.6	r 0.4	r 0.5	r 0.5	r 0.3	r 0.4	30.6	r 6.1	r 6.4	r 8.1	r 6.8	r 6.9
Aruba	314	0.4	r 0.1	r 0.1	r 0.1	r 0.1	r 0.1
Bahamas, The	313	0.3	r 0.1	r 0.1	r 0.1	r 0.1	r 0.1
Barbados	316	0.1	r 0.0	r 0.0	r 0.0	r 0.0	r 0.0
Belize	339	0.7	r 0.2	r 0.2	r 0.2	r 0.1	r 0.2	21.1	r 4.4	r 4.8	r 6.2	r 5.3	r 5.4
Bolivia	218	0.2	r 0.1	r 0.1	r 0.1	r 0.1	r 0.1
Brazil	223	57.3	r 14.6	r 19.8	r 17.3	r 10.8	r 13.7	36.9	r 7.6	r 8.1	r 10.4	r 8.8	r 9.1
Chile	228	2.1	r 0.6	r 0.8	r 0.7	r 0.4	r 0.6	0.6	r 0.1	r 0.1	r 0.2	r 0.1	r 0.1
Colombia	233	20.7	r 5.5	r 7.6	r 6.7	r 4.3	r 5.5	136.5	r 26.9	r 28.2	r 35.6	r 29.7	r 30.0
Costa Rica	238	0.0	r 0.0	r 0.0	r 0.0	r 0.0	r 0.0	0.1	r 0.0	r 0.0	r 0.1	r 0.1	r 0.1
Curacao	354	0.2	r 0.1	r 0.0	r 0.0	r 0.0	r 0.0	5.4	r 1.3	r 1.2	r 1.2	r 1.1	r 1.1
Dominican Republic	243	1.2	r 0.3	r 0.4	r 0.4	r 0.2	r 0.3	0.1	r 0.0	r 0.0	r 0.0	r 0.0	r 0.0
Ecuador	248	0.8	r 0.2	r 0.2	r 0.2	r 0.2	r 0.2	0.6	r 0.1	r 0.1	r 0.2	r 0.2	r 0.2
Falkland Islands	323	6.1	r 1.4	r 1.4	r 1.3	r 1.3	r 1.2	0.0	r 0.0	r 0.0	r 0.0	r 0.0	r 0.0
Greenland	326	0.3	r 0.1	r 0.1	r 0.1	r 0.1	r 0.1
Guatemala	258	0.0	r 0.0	r 0.0	r 0.0	r 0.0	r 0.0	0.5	r 0.1	r 0.1	r 0.1	r 0.1	r 0.1
Haiti	263	0.7	r 0.2	r 0.3	r 0.2	r 0.1	r 0.2	0.0	r 0.0	r 0.0	r 0.0	r 0.0	r 0.0
Honduras	268	0.2	r 0.0	r 0.0	r 0.1	r 0.0	r 0.0
Jamaica	343	0.1	r 0.0	r 0.0	r 0.0	r 0.0	r 0.0	0.0	r 0.0	r 0.0	r 0.0	r 0.0	r 0.0
Mexico	273	65.3	r 17.0	r 23.3	r 20.5	r 12.9	r 16.4	8.4	r 1.8	r 2.0	r 2.7	r 2.3	r 2.5
Panama	283	0.3	r 0.1	r 0.1	r 0.1	r 0.1	r 0.1	0.2	r 0.1	r 0.1	r 0.1	r 0.1	r 0.1
Paraguay	288	1.0	r 0.2	r 0.2	r 0.2	r 0.2	r 0.2
Peru	293	0.5	r 0.1	r 0.2	r 0.1	r 0.1	r 0.1	0.1	r 0.0	r 0.0	r 0.0	r 0.0	r 0.0
St. Vincent & Grens.	364	3.9	r 1.0	r 1.4	r 1.2	r 0.8	r 1.0	0.0	r 0.0	r 0.0	r 0.0	r 0.0	r 0.0
Trinidad and Tobago	369	0.1	r 0.0	r 0.0	r 0.0	r 0.0	r 0.0	8.2	r 2.1	r 2.1	r 2.1	r 2.1	r 2.1
Uruguay	298	0.1	r 0.0	r 0.0	r 0.0	r 0.0	r 0.0	4.6	r 1.1	r 1.2	r 1.2	r 1.2	r 1.2
Venezuela, Rep. Bol.	299	0.1	r 0.0	r 0.0	r 0.0	r 0.0	r 0.0	15.8	r 4.0	r 4.0	r 4.0	r 4.0	r 4.0
Other Countries n.i.e	910	0.7	0.2	0.2	0.2	0.2	0.2	0.7	0.2	0.2	0.2	0.2	0.2
Cuba	928	0.2	r 0.0	r 0.0	r 0.0	r 0.0	r 0.0	0.0	r 0.0	r 0.0	r 0.0	r 0.0	r 0.0
Korea, Dem. People's Rep.	954	0.5	r 0.1	r 0.1	r 0.1	r 0.1	r 0.1	0.6	r 0.2	r 0.2	r 0.2	r 0.2	r 0.2
Special Categories	899	9.2	r 2.4	r 3.4	r 3.0	r 1.9	r 2.4	0.8	r 0.2	r 0.3	r 0.4	r 0.3	r 0.4
Countries & Areas n.s.	898	122.6	r 32.6	r 45.1	r 40.0	r 25.4	r 32.5	403.1	r 97.4	r 100.0	r 109.0	r 104.2	r 105.8
Memorandum Items													
Africa	605	2,815.6	747.7	1,030.5	914.7	581.5	742.7	1,793.0	398.9	439.2	574.7	503.2	527.0
Middle East	405	23.4	6.3	8.6	7.7	4.9	6.3	202.0	43.2	47.0	61.2	52.8	54.8
European Union	998	4,048.7	1,104.2	1,531.9	1,375.3	889.3	1,138.3	2,723.6	575.0	623.3	812.3	696.0	721.3
Export earnings: fuel	080	594.6	162.6	225.3	202.7	131.9	168.4	1,538.0	342.0	376.5	492.4	431.2	451.5
Export earnings: nonfuel	092	9,459.5	2,522.4	3,477.6	3,093.1	1,974.2	2,520.7	6,799.6	1,455.7	1,568.3	2,007.0	1,737.9	1,797.0

Croatia (960)

In Millions of U.S. Dollars

		Exports (FOB)						Imports (CIF)					
		2016	2017Q1	2017Q2	2017Q3	2017Q4	2018Q1	2016	2017Q1	2017Q2	2017Q3	2017Q4	2018Q1
IFS World		13,586.4	3,574.8	3,648.8	4,030.7	4,432.7	4,026.4	21,603.0	5,516.7	6,120.3	6,448.7	6,195.8	6,934.5
World	001	13,812.5	3,653.9	3,743.8	4,105.7	4,565.5	4,123.2	21,903.5	5,618.0	6,271.2	6,584.4	6,355.2	6,999.5
Advanced Economies	110	9,100.5	2,460.4	2,392.4	2,647.8	2,973.0	2,851.2	15,272.1	3,865.9	4,237.1	4,487.8	4,320.8	4,858.0
Euro Area	163	7,577.7	1,946.6	1,995.2	2,152.9	2,469.1	2,349.3	13,301.7	3,464.2	3,733.4	3,888.2	3,823.4	4,283.1
Austria	122	873.4	r 224.4	r 236.7	r 263.6	r 268.1	r 291.4	1,739.8	r 477.4	r 461.6	r 472.2	r 455.3	r 499.4
Belgium	124	144.9	r 38.7	r 39.5	r 107.8	r 90.6	r 80.8	410.7	r 123.8	r 129.3	r 144.9	r 131.9	r 113.0
Cyprus	423	16.0	r 46.1	r 4.1	r 3.0	r 2.7	r 1.9	9.9	r 2.2	r 2.3	r 1.0	r 1.4	r 2.1
Estonia	939	11.9	r 2.9	r 3.9	r 5.3	r 4.1	r 3.9	4.6	r 0.9	r 1.2	r 1.3	r 1.4	r 1.7
Finland	172	23.7	r 8.5	r 9.3	r 10.1	r 9.5	r 5.4	37.7	r 7.6	r 12.2	r 9.3	r 8.3	r 9.0
France	132	319.7	r 83.2	r 78.5	r 88.9	r 142.6	r 120.6	529.9	r 145.8	r 166.4	r 142.6	r 152.3	r 211.1
Germany	134	1,608.3	r 427.2	r 459.0	r 502.5	r 563.7	r 569.6	3,518.4	r 839.9	r 967.0	r 996.0	r 995.2	r 1,064.1
Greece	174	58.4	r 14.9	r 12.9	r 21.1	r 23.3	r 21.1	108.2	r 25.3	r 23.7	r 26.9	r 21.2	r 31.2
Ireland	178	37.4	r 5.8	r 5.1	r 11.7	r 27.7	r 4.9	63.8	r 14.1	r 16.3	r 18.6	r 20.5	r 19.2
Italy	136	1,862.9	r 479.8	r 533.7	r 531.8	r 619.8	r 570.4	2,755.6	r 731.2	r 791.9	r 843.3	r 808.1	r 1,023.2
Latvia	941	16.0	r 2.3	r 2.8	r 4.9	r 5.7	r 3.4	8.2	r 2.7	r 2.7	r 2.2	r 2.8	r 2.3
Lithuania	946	36.0	r 4.5	r 7.4	r 9.3	r 9.1	r 11.9	26.0	r 6.5	r 6.5	r 7.8	r 8.5	r 7.7
Luxembourg	137	7.2	r 5.5	r 14.0	r 10.2	r 8.4	r 11.1	13.7	r 3.8	r 3.0	r 4.3	r 4.2	r 3.0
Malta	181	30.3	r 16.5	r 18.3	r 17.0	r 29.5	r 19.1	8.1	r 0.6	r 1.7	r 1.7	r 1.8	r 2.1
Netherlands	138	358.3	r 71.0	r 32.9	r 39.9	r 42.4	r 50.5	856.6	r 221.1	r 235.9	r 252.0	r 250.6	r 258.8
Portugal	182	56.2	r 16.6	r 18.2	r 12.4	r 18.5	r 15.2	26.8	r 6.8	r 9.2	r 8.8	r 8.6	r 10.8
Slovak Republic	936	194.8	r 45.1	r 49.8	r 44.4	r 46.7	r 45.1	357.7	r 109.2	r 103.9	r 126.4	r 125.1	r 121.9
Slovenia	961	1,703.0	r 400.6	r 407.7	r 423.5	r 470.8	r 458.4	2,385.0	r 612.1	r 660.3	r 689.5	r 695.9	r 756.4
Spain	184	219.4	r 53.0	r 61.4	r 45.4	r 85.7	r 64.9	441.2	r 133.0	r 138.5	r 139.2	r 130.2	r 146.1
Australia	193	26.3	r 5.3	r 4.3	r 6.1	r 7.4	r 6.1	1.6	r 0.2	r 3.1	r 0.7	r 0.4	r 1.1
Canada	156	41.3	r 13.9	r 11.1	r 14.9	r 16.9	r 62.6	13.3	r 5.0	r 3.9	r 4.1	r 5.4	r 4.1
China,P.R.: Hong Kong	532	35.8	r 6.2	r 7.9	r 12.0	r 15.9	r 10.6	6.3	r 4.9	r 4.4	r 2.0	r 2.1	r 5.6
China,P.R.: Macao	546	0.0	r 0.0	r 0.0	0.3	r 0.1	r 0.2	r 0.1	r 0.1	r 0.2
Czech Republic	935	195.7	r 58.9	r 76.9	r 76.2	r 67.5	r 69.3	458.9	r 134.5	r 159.7	r 160.5	r 153.1	r 194.1
Denmark	128	41.0	r 10.6	r 10.1	r 10.7	r 21.7	r 15.6	146.9	r 28.4	r 66.4	r 93.2	r 37.1	r 38.3
Iceland	176	3.2	r 0.5	r 1.4	r 0.3	r 0.4	r 1.7	0.6	r 0.5	r 0.4	r 0.2	r 0.3	r 0.3
Israel	436	64.1	r 12.7	r 11.9	r 33.8	r 12.8	r 15.4	18.4	r 4.6	r 4.4	r 3.6	r 3.4	r 8.8
Japan	158	35.7	r 36.2	r 6.6	r 5.5	r 7.7	r 29.7	36.0	r 6.0	r 10.1	r 8.4	r 6.3	r 10.3
Korea, Republic of	542	17.7	r 13.8	r 10.3	r 17.6	r 22.8	r 25.9	452.3	r 13.1	r 55.7	r 83.2	r 64.6	r 57.8
New Zealand	196	1.5	r 0.2	r 0.8	r 0.6	r 0.4	r 0.6	4.6	r 0.5	r 1.2	r 0.9	r 0.1	r 0.4
Norway	142	62.1	r 12.0	r 8.3	r 24.1	r 32.0	r 14.1	22.6	r 3.1	r 6.1	r 7.0	r 7.4	r 8.0
San Marino	135	0.0	r 0.0	r 0.0	r 0.0	0.5	r 0.1	r 0.2	r 0.4	r 0.3	r 0.2
Singapore	576	10.0	r 1.0	r 1.0	r 1.4	r 7.4	r 3.5	6.1	r 1.2	r 1.1	r 1.3	r 2.0	r 1.7
Sweden	144	139.5	r 55.9	r 25.6	r 22.6	r 30.1	r 25.8	145.1	r 31.3	r 38.2	r 32.2	r 42.2	r 39.2
Switzerland	146	147.1	r 38.1	r 42.2	r 42.9	r 56.7	r 59.9	185.3	r 44.6	r 42.7	r 58.3	r 48.7	r 51.4
Taiwan Prov.of China	528	6.5	r 0.9	r 1.1	r 1.3	r 1.6	r 0.3	28.3	r 6.9	r 6.6	r 9.6	r 11.9	r 8.5
United Kingdom	112	191.9	r 42.0	r 57.9	r 75.2	r 63.5	r 62.4	234.8	r 58.4	r 63.6	r 104.8	r 75.0	r 75.5
United States	111	503.3	r 205.7	r 119.7	r 149.9	r 139.2	r 98.3	208.6	r 58.4	r 35.9	r 29.2	r 37.0	r 69.7
Emerg. & Dev. Economies	200	4,682.7	1,189.8	1,347.0	1,451.6	1,585.3	1,268.4	6,429.1	1,688.6	1,966.5	1,996.2	1,982.2	2,129.3
Emerg. & Dev. Asia	505	212.5	64.8	60.6	64.0	65.8	60.1	884.9	244.7	310.7	304.6	246.5	351.9
Bangladesh	513	5.4	r 1.2	r 1.3	r 1.1	r 0.5	r 0.1	14.6	r 4.5	r 3.8	r 4.0	r 2.8	r 4.0
Cambodia	522	r 0.0	r 0.0	r 0.0	6.4	r 1.6	r 16.2	r 1.6	r 1.1	r 1.2
China,P.R.: Mainland	924	84.3	r 31.2	r 32.1	r 39.6	r 39.1	r 36.4	659.7	r 180.3	r 201.6	r 225.2	r 192.0	r 267.7
F.T. New Caledonia	839	0.0	r 0.0	r 0.1	r 0.0	r 0.0	r 0.0
India	534	12.2	r 4.1	r 7.3	r 3.7	r 2.7	r 3.9	111.8	r 32.8	r 38.5	r 41.6	r 29.1	r 41.9
Indonesia	536	15.4	r 2.2	r 4.5	r 4.5	r 5.7	r 0.8	28.1	r 6.3	r 6.6	r 7.7	r 5.8	r 9.8
Lao People's Dem.Rep	544	0.0	r 0.0	r 0.0	r 0.1	r 0.1	0.0	r 0.0	r 0.0	r 0.4
Malaysia	548	15.2	r 3.2	r 1.9	r 5.6	r 0.9	r 0.5	10.9	r 1.7	r 3.7	r 3.7	r 2.3	r 3.2
Maldives	556	0.6	r 0.0	r 0.3	r 0.6	r 0.0	r 0.0	0.0
Marshall Islands	867	43.6	r 15.2	r 0.0	r 0.0	r 0.0	r 0.1	r 14.6	r 0.0
Mongolia	948	0.1	r 0.0	r 0.1	r 0.1	r 0.1	r 0.0	0.0	r 0.0
Myanmar	518	0.4	r 0.1	r 1.0	r 0.1	r 0.3	1.4	r 0.3	r 0.4	r 0.7	r 0.8	r 0.7
Nepal	558	0.0	r 0.0	r 0.0	r 0.0	r 0.0	0.1	r 0.0	r 0.1	r 0.0	r 0.0	r 0.0
Papua New Guinea	853	0.0	r 0.0	r 0.0	0.3	r 0.1	r 0.0	r 0.1	r 0.1
Philippines	566	2.0	r 0.4	r 5.3	r 0.9	r 3.6	r 8.2	2.0	r 0.5	r 0.7	r 0.7	r 0.4	r 0.7
Sri Lanka	524	0.1	r 0.0	r 0.0	r 0.1	r 0.2	r 0.2	1.7	r 0.5	r 0.4	r 0.3	r 0.5	r 0.5

Croatia (960)

In Millions of U.S. Dollars

		Exports (FOB)						Imports (CIF)					
		2016	2017Q1	2017Q2	2017Q3	2017Q4	2018Q1	2016	2017Q1	2017Q2	2017Q3	2017Q4	2018Q1
Thailand	578	6.8	r 1.9	r 0.3	r 0.5	r 3.4	r 2.3	20.2	r 4.6	r 10.0	r 13.9	r 7.0	r 7.2
Vanuatu	846	0.0	r 0.0	r 0.3	r 0.1	r 0.0	r 0.0
Vietnam	582	26.3	r 5.1	r 6.7	r 6.6	r 9.3	r 7.0	27.6	r 11.3	r 14.1	r 5.0	r 4.7	r 14.3
Europe	170	3,749.4	943.4	1,065.5	1,200.8	1,257.1	1,084.8	4,900.3	1,314.9	1,494.3	1,493.8	1,516.8	1,569.8
Emerg. & Dev. Europe	903	3,445.1	876.8	997.8	1,130.0	1,185.9	1,023.4	4,183.8	1,147.6	1,226.1	1,315.8	1,333.3	1,414.6
Albania	914	56.8	r 11.3	r 25.9	r 13.1	r 18.2	r 14.0	5.4	r 1.3	r 2.1	r 1.6	r 2.1	r 1.6
Bosnia and Herzegovina	963	1,263.9	r 337.3	r 355.7	r 456.0	r 426.3	r 355.1	660.1	r 193.6	r 192.8	r 216.5	r 216.4	r 218.6
Bulgaria	918	77.0	r 14.6	r 29.3	r 20.9	r 20.5	r 29.9	186.4	r 30.9	r 32.8	r 45.6	r 44.3	r 46.7
Gibraltar	823	117.3	r 23.9	r 43.0	r 21.9	r 36.7	r 10.8	0.0	r 0.1	r 0.0	r 0.0	r 0.0
Hungary	944	522.7	r 131.7	r 110.0	r 152.3	r 138.8	r 148.6	1,551.5	r 456.5	r 463.0	r 465.1	r 491.0	r 530.2
Kosovo	967	74.7	r 13.0	r 17.4	r 20.0	r 21.2	r 19.3	2.8	r 0.4	r 0.5	r 0.7	r 0.4	r 0.5
Macedonia, FYR	962	135.7	r 28.1	r 31.0	r 36.9	r 41.0	r 37.3	90.9	r 18.5	r 23.3	r 20.4	r 23.3	r 29.2
Montenegro	943	158.8	r 35.0	r 51.5	r 57.0	r 53.8	r 47.2	5.6	r 1.1	r 2.0	r 1.6	r 1.7	r 1.3
Poland	964	185.2	r 49.9	r 61.4	r 52.2	r 62.3	r 63.3	667.0	r 185.7	r 212.5	r 243.7	r 239.0	r 254.7
Romania	968	121.8	r 37.8	r 39.8	r 47.1	r 45.5	r 57.4	166.8	r 42.4	r 51.1	r 53.6	r 53.6	r 66.4
Serbia, Republic of	942	581.1	r 165.3	r 191.3	r 179.8	r 226.3	r 174.7	574.8	r 142.2	r 168.8	r 187.8	r 173.9	r 166.9
Turkey	186	150.2	r 28.9	r 41.4	r 72.8	r 95.2	r 65.8	272.5	r 74.9	r 77.3	r 79.1	r 87.5	r 98.5
CIS	901	304.3	66.5	67.8	70.8	71.2	61.3	716.6	167.3	268.2	178.0	183.5	155.2
Armenia	911	19.7	r 0.2	r 2.2	r 0.3	r 0.2	r 1.1	0.1	r 0.0	r 0.0	r 0.0	r 0.0	r 0.0
Azerbaijan, Rep. of	912	1.6	r 0.1	r 0.1	r 0.3	r 0.3	r 0.2	241.6	r 37.4	r 104.7	r 71.6	r 39.2	r 93.1
Belarus	913	21.1	r 2.4	r 2.3	r 3.2	r 1.8	r 4.4	4.2	r 2.8	r 0.5	r 2.5	r 3.3	r 5.6
Georgia	915	1.7	r 0.2	r 1.8	r 1.7	r 2.4	r 2.5	0.1	r 0.1	r 0.1	r 0.0	r 0.0	r 0.0
Kazakhstan	916	9.8	r 3.1	r 7.1	r 2.7	r 3.6	r 2.9	93.1	r 39.9	r 56.4	r 27.0	r 41.1	r 1.4
Kyrgyz Republic	917	0.2	r 0.0	r 0.0	r 0.1	r 0.2	r 0.0	0.1	r 0.0	r 0.0	r 0.0	r 0.1	r 0.1
Moldova	921	4.0	r 1.3	r 0.6	r 0.2	r 0.4	r 0.3	2.3	r 0.4	r 0.7	r 0.7	r 0.7	r 0.5
Russian Federation	922	210.2	r 53.4	r 43.2	r 55.3	r 51.2	r 43.7	332.4	r 78.2	r 100.7	r 68.0	r 93.8	r 46.9
Turkmenistan	925	2.3	r 0.0	r 1.0	r 0.2	r 0.0
Ukraine	926	33.2	r 5.7	r 9.4	r 7.0	r 10.9	r 6.2	42.6	r 8.4	r 5.1	r 8.1	r 5.3	r 7.5
Uzbekistan	927	0.4	r 0.1	r 0.1	r 0.0	r 0.0	r 0.0	0.1	r 0.1
Mid East, N Africa, Pak	440	606.6	159.2	137.1	160.0	189.7	103.9	446.6	109.5	130.5	164.9	189.9	173.7
Afghanistan, I.R. of	512	0.1	r 0.0	r 0.1	r 0.1	r 0.1	r 0.0	0.0	r 0.0
Algeria	612	47.2	r 4.9	r 5.0	r 2.8	r 20.9	r 21.8	4.4	r 1.3	r 0.8	r 1.0	r 1.3	r 1.4
Bahrain, Kingdom of	419	4.8	r 1.9	r 1.7	r 2.9	r 0.9	r 2.5	0.2	r 0.0	r 0.0	r 0.0	r 0.0	r 0.6
Djibouti	611	1.4	r 0.4	r 1.7	r 0.3	r 0.1	r 0.8
Egypt	469	144.8	r 33.6	r 36.4	r 75.9	r 23.9	r 22.9	49.6	r 4.3	r 3.0	r 2.3	r 3.4	r 5.7
Iran, I.R. of	429	4.4	r 1.7	r 2.2	r 0.6	r 1.8	r 1.6	0.6	r 0.1	r 0.2	r 0.1	r 62.2	r 0.3
Iraq	433	3.9	r 4.5	r 0.4	r 1.8	r 1.4	r 2.8	176.0	r 56.1	r 80.9	r 83.2	r 28.2	r 113.9
Jordan	439	7.8	r 4.2	r 8.7	r 3.1	r 3.6	r 5.8	4.3	r 1.3	r 2.6	r 3.5	r 0.0	r 0.3
Kuwait	443	13.4	r 1.5	r 1.3	r 1.7	r 2.4	r 3.0	0.0	r 0.0	r 0.0	r 0.0	r 0.0	r 0.0
Lebanon	446	69.0	r 13.6	r 13.0	r 15.2	r 14.0	r 10.5	0.1	r 0.1	r 0.1	r 0.3	r 0.0	r 0.0
Libya	672	11.1	r 1.3	r 1.1	r 1.6	r 4.8	r 0.4	86.6	r 32.8	r 27.6	r 33.7	r 38.1	r 41.4
Mauritania	682	0.0	r 0.2	r 0.0	r 0.0	0.0
Morocco	686	11.8	r 34.3	r 19.0	r 3.7	r 34.4	r 3.1	8.8	r 3.5	r 1.7	r 3.0	r 8.4	r 1.4
Oman	449	2.8	r 3.5	r 1.6	r 1.3	r 1.7	r 0.8	0.8	r 0.3	r 0.0	r 0.0	r 0.0	r 0.0
Pakistan	564	7.0	r 4.1	r 1.2	r 0.3	r 1.4	r 0.3	11.4	r 3.5	r 5.1	r 2.8	r 2.8	r 4.0
Qatar	453	55.9	r 23.7	r 16.2	r 2.9	r 20.4	r 10.5	5.6	r 0.3	r 0.1	r 0.4	r 0.3	r 0.0
Saudi Arabia	456	159.8	r 17.2	r 14.9	r 38.3	r 18.4	r 11.1	75.8	r 3.7	r 7.0	r 34.0	r 44.1	r 1.7
Somalia	726	1.4	r 0.1	r 0.1	r 0.0	r 0.0	r 0.1	r 0.0	r 0.0	r 0.0	r 0.0
Sudan	732	1.1	r 0.5	r 0.2	r 0.1	r 0.3	r 0.3	15.4
Syrian Arab Republic	463	0.2	r 1.5	r 0.1	r 0.9	r 0.0	0.0	r 0.0	r 0.0
Tunisia	744	10.1	r 0.5	r 0.4	r 0.1	r 33.2	r 0.1	3.0	r 2.0	r 0.8	r 0.2	r 0.7	r 2.7
United Arab Emirates	466	48.1	r 6.0	r 11.7	r 6.2	r 5.7	r 5.6	3.7	r 0.3	r 0.3	r 0.3	r 0.4	r 0.4
West Bank and Gaza	487	0.3	r 0.3	r 0.2	r 0.1	r 0.0	0.0
Yemen, Republic of	474	0.5	r 0.0	r 0.0
Sub-Saharan Africa	603	71.6	14.4	9.3	16.9	14.2	11.7	8.4	2.6	7.6	2.9	4.1	6.8
Angola	614	0.1	r 0.0	r 0.0	r 0.2	r 0.1	r 0.0	0.0
Benin	638	0.1	r 0.0	r 0.0	r 0.0	r 0.1	r 0.0
Burkina Faso	748	0.4	r 0.0	r 0.9	r 0.4	r 0.0
Cabo Verde	624	0.4	r 0.0	0.0
Cameroon	622	0.4	r 0.1	r 0.1	r 0.3	r 0.1	r 0.1	0.3	r 0.1	r 0.1	r 0.1	r 0.1	r 0.0

Croatia (960)

In Millions of U.S. Dollars

		Exports (FOB)						Imports (CIF)					
		2016	2017Q1	2017Q2	2017Q3	2017Q4	2018Q1	2016	2017Q1	2017Q2	2017Q3	2017Q4	2018Q1
Central African Rep.	626	0.0	r 0.1	r 0.0	r 0.3	r 0.0	0.0
Congo, Dem. Rep. of	636	0.6	r 0.1	r 0.2	r 0.5	r 0.0	r 0.0
Congo, Republic of	634	0.2	r 0.1	r 0.1	r 0.0	r 0.0	r 1.3	0.1	r 0.0	r 0.0	r 0.0	r 0.0	r 0.0
Côte d'Ivoire	662	0.6	r 0.1	r 0.1	r 0.1	r 0.5	r 0.6	0.2	r 0.2	r 0.1	r 0.1	r 0.1	r 0.0
Eritrea	643	1.0	r 0.0	r 0.0	0.0
Ethiopia	644	8.1	r 2.4	r 3.3	r 6.4	r 2.3	r 1.9	0.4	r 0.1	r 0.3	r 0.2	r 0.1	r 0.3
Gabon	646	0.2	r 0.1	r 0.0	r 0.1	r 0.2	r 0.1	0.0
Ghana	652	0.3	r 0.9	r 0.3	r 0.1	r 0.1	r 0.0	0.1	r 0.0	r 0.0	r 1.2
Guinea	656	0.1	r 0.0	r 0.0	r 0.1	0.0	r 0.0
Kenya	664	6.6	r 0.0	r 1.8	r 5.0	r 4.5	r 0.3	0.1	r 0.0	r 0.1	r 0.0	r 0.8
Liberia	668	28.4	r 0.2	r 0.2	r 0.3	r 0.2	r 0.2	0.0	r 0.0
Malawi	676	0.0	r 0.0	r 0.1	r 0.5
Mali	678	0.3	r 0.0	r 0.1	r 0.0	r 0.0	r 0.0	0.0	r 0.0
Mauritius	684	0.1	r 0.0	r 0.0	r 0.0	r 0.0	r 0.0	0.5	r 0.1	r 0.1	r 0.1	r 0.1	r 0.1
Mozambique	688	0.3	r 0.0	1.1	r 0.5	r 1.7	r 0.3	r 0.9	r 1.3
Namibia	728	0.1	r 0.0	r 0.0	r 0.0	r 0.0	0.3	r 0.0	r 0.1	r 0.1	r 0.1	r 0.1
Nigeria	694	2.0	r 0.6	r 0.2	r 0.2	r 1.2	r 0.5	0.1	r 0.0	r 0.1	r 0.0	r 0.0	r 0.2
Rwanda	714	0.3	r 0.0	r 0.7	r 0.0	r 0.0	r 0.0	r 0.0	r 0.1
Senegal	722	0.0	r 0.0	r 0.1	r 0.1	r 0.1	r 0.2	0.0
Seychelles	718	0.1	r 0.0	r 0.1	r 0.0	r 0.0	r 0.0	r 0.0
Sierra Leone	724	0.3	r 0.1	r 0.0	r 0.1	r 0.0	r 0.3	r 0.0	r 0.0
South Africa	199	9.8	r 9.4	r 1.0	r 2.0	r 4.2	r 2.0	5.1	r 0.9	r 4.7	r 1.7	r 1.9	r 1.4
South Sudan, Rep. of	733	0.4	r 0.0	r 0.0
Tanzania	738	7.3	r 0.2	r 0.0	r 1.0	r 0.2	r 0.1	0.0	r 0.0	r 0.0	r 0.0	r 0.0
Togo	742	0.5	r 0.1	r 0.0	r 0.0	r 3.2	0.0	r 0.0
Uganda	746	0.0	r 0.1	r 0.0	r 0.0	0.0	r 0.0	r 0.0	r 0.0	r 0.0	r 0.0
Zambia	754	2.5	r 0.0	r 0.0	r 0.0	r 0.0	0.0	r 0.0	r 0.0	r 0.0
Zimbabwe	698	r 0.0	r 0.1	r 0.0	0.1	r 0.5	r 0.3	r 0.2	r 0.6	r 0.7
Western Hemisphere	205	42.5	8.1	74.4	9.9	58.5	8.0	188.9	16.9	23.5	30.0	24.9	27.2
Argentina	213	2.5	r 0.1	r 0.1	r 0.2	r 0.6	r 0.4	23.5	r 1.5	r 1.4	r 2.9	r 3.0	r 2.1
Bahamas, The	313	0.4	r 0.0	r 0.0	0.0
Bolivia	218	0.0	r 0.1	0.1	r 0.0	r 0.0	r 0.0	r 0.0	r 0.0
Brazil	223	4.4	r 1.9	r 3.4	r 2.3	r 0.8	r 3.1	87.6	r 8.5	r 11.0	r 17.8	r 9.9	r 11.5
Chile	228	1.7	r 0.3	r 0.2	r 0.3	r 0.5	r 0.8	1.5	r 0.3	r 0.5	r 0.4	r 0.7	r 0.5
Colombia	233	2.3	r 0.1	r 0.1	r 0.0	r 0.1	r 0.0	22.0	r 0.3	r 0.3	r 0.1	r 7.1	r 6.8
Costa Rica	238	0.0	r 0.0	r 0.0	r 0.0	0.2	r 0.0	r 0.0	r 0.0	r 0.4	r 0.6
Dominican Republic	243	0.1	r 0.0	r 0.0	r 0.0	r 0.1	r 0.0	0.1	r 0.0	r 0.1	r 0.1	r 0.0	r 0.0
Ecuador	248	0.2	r 0.1	r 0.0	r 0.1	r 0.0	17.6	r 3.9	r 4.3	r 3.6	r 2.0	r 4.2
El Salvador	253	0.1	r 0.0	r 10.4	r 0.0	0.0	r 0.0	r 0.0	r 0.0	r 0.0	r 0.0
Guatemala	258	0.1	r 0.0	r 0.1	r 0.1	r 0.1	0.1	r 0.0	r 0.0	r 0.1	r 0.0	r 0.0
Guyana	336	r 0.1	r 0.1	r 0.0	1.5	r 0.0
Haiti	263	0.1	r 0.0	r 0.0	r 0.0	r 0.0	0.0	r 0.0	r 0.0	r 0.0	r 0.0	r 0.0
Honduras	268	0.3	r 0.1	r 0.2	r 0.3	r 0.1	r 0.0
Jamaica	343	0.1	r 0.0	r 0.0	r 0.0	r 0.0
Mexico	273	17.1	r 4.6	r 2.5	r 2.9	r 5.1	r 2.5	18.6	r 1.8	r 1.6	r 2.2	r 1.4	r 1.1
Panama	283	1.0	r 0.0	r 0.0	r 0.0	r 0.0	r 0.0	0.1	r 0.0	r 0.0	r 0.0	r 0.0	r 0.0
Paraguay	288	0.0	r 0.1	r 0.4	r 0.5	0.0	r 0.0	r 0.0	r 0.0
Peru	293	5.3	r 0.4	r 0.1	r 0.4	r 0.1	r 0.2	0.3	r 0.0	r 0.0	r 0.1	r 0.1	r 0.1
Sint Maarten	352	0.0	r 0.0	r 0.0	r 0.2	0.0
St. Lucia	362	0.1	r 0.0	r 0.0	r 0.0
St. Vincent & Grens.	364	0.1	r 0.0	0.2
Trinidad and Tobago	369	1.2	r 0.3	r 0.2	r 0.2	0.0	r 0.0	r 0.0	r 0.0
Uruguay	298	0.1	r 0.0	r 0.0	r 0.2	r 0.1	r 0.0	0.0	r 0.0	r 0.0	r 0.0	r 0.0	r 0.0
Venezuela, Rep. Bol.	299	1.9	r 1.4	r 0.0	1.7	r 0.4	r 2.1	r 2.4	r 0.0	r 0.0
Western Hem. n.s.	399	3.7	r 0.0	r 67.4	r 1.6	r 39.9	r 0.2	13.7	r 1.8	r 0.0	r 0.0
Other Countries n.i.e	910	2.6	0.7	0.2	0.1	1.9	0.0	10.7	0.0	11.0	15.7	0.0	0.0
Cuba	928	2.6	r 0.7	r 0.2	r 0.1	r 1.9	r 0.0	9.9	r 0.0	r 11.0	r 15.7	r 0.0	r 0.0
Korea, Dem. People's Rep.	954	0.8	r 0.0
Special Categories	899	8.3	r 1.9	r 1.9	r 2.3	r 1.7	r 1.4
Countries & Areas n.s.	898	18.4	r 1.2	r 2.3	r 3.9	r 3.5	r 2.2	191.7	r 63.5	r 56.6	r 84.7	r 52.1	r 12.3

Croatia (960)

In Millions of U.S. Dollars

		Exports (FOB)						Imports (CIF)					
		2016	2017Q1	2017Q2	2017Q3	2017Q4	2018Q1	2016	2017Q1	2017Q2	2017Q3	2017Q4	2018Q1
Memorandum Items													
Africa	605	144.2	54.9	35.7	24.1	103.1	38.0	40.2	9.4	10.9	7.1	14.6	12.2
Middle East	405	526.7	114.5	109.5	152.4	99.4	77.4	403.5	99.3	122.0	157.9	176.6	164.2
European Union	998	9,052.5	2,348.0	2,406.3	2,610.1	2,919.0	2,821.8	16,859.1	4,432.2	4,820.6	5,086.9	4,958.7	5,528.1
Export earnings: fuel	080	584.3	124.0	108.0	120.7	135.6	109.0	1,062.5	255.2	385.7	325.6	357.8	312.3
Export earnings: nonfuel	092	13,228.3	3,529.9	3,635.8	3,985.0	4,429.9	4,014.2	20,841.0	5,362.8	5,885.6	6,258.9	5,997.4	6,687.2

Cuba (928)

In Millions of U.S. Dollars

		Exports (FOB)						Imports (CIF)					
		2016	2017Q1	2017Q2	2017Q3	2017Q4	2018Q1	2016	2017Q1	2017Q2	2017Q3	2017Q4	2018Q1
IFS World	
World	001	1,365.4	436.1	442.4	346.6	266.3	255.8	8,225.3	1,738.4	1,934.4	1,993.1	2,336.9	1,824.6
Advanced Economies	110	475.9	149.8	143.9	174.9	129.6	113.9	3,266.8	727.8	856.9	877.8	1,039.6	877.4
Euro Area	163	354.5	108.0	106.0	138.4	84.4	79.1	2,293.3	511.1	559.5	624.8	749.0	609.5
Austria	122	1.6	r 0.6	r 0.5	r 0.2	r 0.2	r 0.0	15.5	r 9.1	r 5.9	r 5.3	r 5.8	r 12.8
Belgium	124	50.4	r 5.3	r 13.0	r 22.4	r 13.1	r 13.1	48.5	r 17.4	r 20.2	r 23.6	r 15.3	r 17.2
Cyprus	423	38.8	r 9.5	r 9.5	r 10.0	r 10.1	r 9.6	2.0	r 0.0	r 0.0	r 0.0
Estonia	939	10.5	r 2.6	r 2.6	r 2.6	r 2.6	r 2.6	4.5	r 0.8	r 0.8	r 0.6	r 4.3	r 0.2
Finland	172	0.0	r 0.0	r 8.3	r 8.2	r 0.0	r 0.0	14.2	r 0.4	r 1.9	r 0.7	r 0.6	r 2.2
France	132	29.0	r 9.7	r 8.8	r 13.2	r 6.6	r 5.8	211.1	r 68.8	r 75.4	r 83.5	r 66.6	r 99.0
Germany	134	38.3	r 14.4	r 22.6	r 18.0	r 9.1	r 11.0	282.1	r 71.2	r 64.6	r 81.7	r 76.3	r 70.3
Greece	174	0.2	r 0.1	r 0.1	r 0.0	r 0.1	r 0.0	8.4	r 0.5	r 4.3	r 0.8	r 0.5	r 0.6
Ireland	178	0.3	r 0.1	r 0.1	r 0.1	r 0.1	r 0.1	9.7	r 0.3	r 0.3	r 0.7	r 0.5	r 0.3
Italy	136	17.7	r 3.9	r 5.2	r 5.6	r 4.3	r 2.8	405.6	r 85.8	r 81.2	r 94.5	r 125.9	r 83.6
Latvia	941	0.0	r 0.2
Lithuania	946	2.0	r 1.0	r 1.2	r 0.9	r 17.4	r 1.9
Netherlands	138	3.2	r 0.8	r 0.5	r 0.2	r 0.4	r 0.5	91.0	r 16.5	r 22.5	r 23.2	r 28.2	r 22.7
Portugal	182	27.5	r 1.3	r 4.1	r 5.0	r 0.7	r 2.8	77.4	r 14.3	r 12.8	r 15.3	r 29.0	r 20.5
Slovak Republic	936	0.1	r 0.2	r 0.0	r 0.2	r 0.0	r 0.0	13.4	r 1.9	r 11.6	r 14.9	r 14.0	r 7.7
Slovenia	961	0.1	r 0.0	r 0.0	r 0.0	r 0.0	r 0.0	2.2	r 0.1	r 0.2	r 0.2	r 0.2	r 0.2
Spain	184	136.9	r 59.6	r 30.8	r 52.7	r 37.1	r 30.7	1,105.6	r 222.7	r 256.5	r 278.9	r 364.3	r 270.3
Australia	193	3.1	r 0.9	r 0.8	r 0.6	r 1.3	r 1.1	3.9	r 0.2	r 0.0	r 0.4	r 0.3	r 0.2
Canada	156	10.5	r 3.3	r 3.6	r 3.7	r 3.9	r 3.1	321.8	r 59.8	r 94.9	r 68.2	r 90.7	r 56.9
China,P.R.: Hong Kong	532	33.6	r 11.8	r 8.9	r 8.7	r 11.9	r 7.3	3.5	r 1.4	r 1.2	r 0.5	r 0.5	r 0.8
Czech Republic	935	1.4	r 0.5	r 0.3	r 0.3	r 0.6	r 0.2	26.9	r 4.9	r 6.8	r 5.6	r 10.7	r 6.5
Denmark	128	0.2	r 0.1	r 0.0	r 0.0	r 0.0	r 0.0	13.0	r 1.9	r 1.7	r 3.0	r 5.7	r 4.1
Iceland	176	1.9	r 0.1	r 0.1	r 0.1	r 0.1	r 0.1
Israel	436	1.5	r 0.4	r 0.4	r 0.4	r 0.4	r 0.4	21.0	r 5.3	r 5.3	r 5.3	r 5.3	r 5.3
Japan	158	9.9	r 2.6	r 2.3	r 1.9	r 1.7	r 1.9	64.4	r 11.4	r 12.2	r 14.9	r 21.6	r 22.9
Korea, Republic of	542	6.8	r 0.9	r 0.8	r 0.9	r 1.6	r 2.1	59.8	r 9.9	r 26.3	r 27.7	r 27.4	r 16.8
New Zealand	196	0.1	r 0.1	r 0.0	r 0.0	r 0.0	r 0.0	29.7	r 11.2	r 13.5	r 7.6	r 11.6	r 16.3
Norway	142	0.3	r 0.1	r 0.1	r 0.1	r 0.1	r 0.1	0.6	r 0.2	r 0.2	r 0.3	r 0.2	r 0.2
Singapore	576	0.3	r 0.0	r 0.4	r 0.0	r 0.0	r 0.1
Sweden	144	2.0	r 0.8	r 0.2	r 0.2	r 2.5	r 0.3	43.2	r 12.6	r 19.5	r 10.3	r 11.5	r 10.9
Switzerland	146	30.5	r 7.5	r 9.8	r 8.5	r 10.0	r 8.1	18.8	r 6.1	r 5.8	r 7.6	r 6.1	r 5.9
Taiwan Prov.of China	528	e 9.0	e 7.7	e 8.0	e 8.2	e 8.8	e 8.3	e 7.0	e 0.2	e 0.2	e 0.2	e 0.2	e 0.2
United Kingdom	112	12.2	r 5.2	r 2.6	r 3.0	r 2.4	r 1.9	40.7	r 8.5	r 8.5	r 3.5	r 17.0	r 4.4
United States	111	317.0	r 83.0	r 100.7	r 97.8	r 81.6	r 116.3
Vatican	187	0.1	r 0.0	r 0.0	r 0.0	r 0.0	r 0.0
Emerg. & Dev. Economies	200	889.5	286.4	298.5	171.7	136.7	141.9	4,945.7	1,007.9	1,074.5	1,112.3	1,293.5	944.5
Emerg. & Dev. Asia	505	23.6	6.0	71.0	7.3	5.8	5.5	2,763.7	433.3	519.8	539.4	699.4	337.9
Bangladesh	513	0.2	r 0.0	r 0.0	r 0.0	r 0.0	r 0.0
China,P.R.: Mainland	924	11.8	r 2.5	r 8.5	r 3.4	r 2.7	r 2.3	2,312.2	r 337.4	r 427.5	r 426.5	r 570.9	r 238.5
F.T. French Polynesia	887	e 0.1	e 0.0	e 0.0	e 0.0	e 0.0	e 0.0	0.1	r 0.0	r 0.0	r 0.0	r 0.0	r 0.0
India	534	0.0	r 0.0	r 0.0	r 0.0	r 0.0	r 0.0	60.7	r 20.4	r 11.0	r 18.5	r 20.8	r 14.5
Indonesia	536	7.1	r 1.8	r 61.4	r 1.6	r 1.5	r 1.5	45.5	r 6.4	r 2.8	r 12.4	r 6.7	r 9.7
Malaysia	548	1.3	r 0.4	r 0.2	r 0.7	r 0.6	r 0.5	30.8	r 4.9	r 4.9	r 5.1	r 5.5	r 4.9
Mongolia	948	0.0	r 0.0	r 0.0	r 0.1	r 0.0	r 0.1	0.0	r 0.0	r 0.0	r 0.0	r 0.0	r 0.0
Philippines	566	1.6	r 0.7	r 0.3	r 1.0	r 0.5	r 0.6	3.5	r 1.4	r 1.3	r 1.5	r 1.2	r 2.6
Sri Lanka	524	0.0	r 0.0	r 0.0	r 0.0	r 0.0	r 0.0	0.1	r 0.0	r 0.0	r 0.0	r 0.0	r 0.0
Thailand	578	0.5	r 0.2	r 0.1	r 0.1	r 0.2	r 0.2	7.1	r 1.6	r 2.1	r 3.1	r 6.2	r 2.8
Vietnam	582	0.9	r 0.3	r 0.4	r 0.3	r 0.2	r 0.2	281.6	r 56.7	r 64.9	r 67.0	r 81.6	r 60.1
Asia n.s.	598	22.2	r 4.5	r 5.1	r 5.3	r 6.4	r 4.7
Europe	170	347.8	64.0	49.3	36.8	29.2	24.1	454.4	156.7	138.3	110.4	116.8	130.2
Emerg. & Dev. Europe	903	32.3	6.7	18.9	17.0	7.8	3.9	86.5	26.6	23.4	14.6	18.3	17.6
Albania	914	1.2	r 0.0	r 0.1	r 0.1	r 0.1	r 0.0	0.0	r 0.0	r 0.0	r 0.0	r 0.0	r 0.0
Bosnia and Herzegovina	963	e 0.1	e 0.0	e 8.7	e 4.3	e 0.0	e 0.0	0.0	r 0.1	r 0.0	r 0.0	r 0.0	r 0.0
Bulgaria	918	0.0	r 0.0	r 0.0	r 0.0	r 0.0	r 0.0	4.6	r 0.4	r 1.1	r 0.1	r 0.1	r 2.2
Croatia	960	3.7	r 0.0	r 4.1	r 5.9	r 0.0	r 0.0	2.8	r 0.7	r 0.2	r 0.1	r 2.0	r 0.0
Hungary	944	0.1	r 0.0	r 0.0	r 0.0	r 0.0	r 0.0	2.6	r 0.7	r 1.0	r 1.1	r 0.9	r 0.9

Cuba (928)

In Millions of U.S. Dollars

		Exports (FOB)						Imports (CIF)					
		2016	2017Q1	2017Q2	2017Q3	2017Q4	2018Q1	2016	2017Q1	2017Q2	2017Q3	2017Q4	2018Q1
Montenegro	943	e 0.2	e 0.0	e 0.1	e 0.1	e 0.0	e 0.0	e 0.0
Poland	964	0.0	r 0.0	r 0.1	r 0.0	r 0.1	r 0.0	60.2	r 19.7	r 15.6	r 8.5	r 10.1	r 8.2
Romania	968	10.5	r 2.4	r 0.3	r 0.2
Serbia, Republic of	942	0.1	r 0.0	r 0.0	r 0.0	r 0.0	r 0.0	0.5	r 0.1	r 0.1	r 0.1	r 0.1	r 0.2
Turkey	186	26.9	r 6.6	r 5.9	r 6.6	r 7.5	r 3.8	5.3	r 5.0	r 2.9	r 4.4	r 4.8	r 6.0
CIS	901	315.4	57.3	30.4	19.9	21.4	20.1	367.4	129.9	114.9	95.6	98.4	112.5
Azerbaijan, Rep. of	912	0.1	r 0.1	r 0.0	r 0.1	r 0.0	r 0.1
Belarus	913	10.7	r 2.9	r 5.4	r 0.1	r 0.1	r 0.1	16.1	r 2.2	r 6.9	r 2.4	r 7.2	r 5.1
Georgia	915	0.1	r 0.0	r 0.0	r 0.0	r 0.0	r 0.1	0.0	r 0.0	r 0.0	r 0.0	r 0.0	r 0.0
Kazakhstan	916	0.0	r 0.0	r 0.0	r 0.0	1.1	r 0.3	r 0.3	r 0.3	r 0.3	r 0.3
Moldova	921	e 0.1	e 0.0	e 0.0	e 0.0	e 0.0	e 0.0	0.0	r 0.0	r 0.0	r 0.0	r 0.0	r 0.0
Russian Federation	922	304.5	r 54.2	r 24.9	r 19.7	r 21.2	r 19.8	337.1	r 124.7	r 104.3	r 88.3	r 82.8	r 104.5
Ukraine	926	0.0	r 0.0	r 0.0	r 0.0	r 0.0	r 0.0	13.0	r 2.7	r 3.4	r 4.7	r 8.1	r 2.7
Europe n.s.	884	0.5	r 0.1	r 0.1	r 0.1	r 0.1	r 0.1
Mid East, N Africa, Pak	440	95.0	74.7	39.2	5.1	5.2	5.1	22.7	7.9	9.4	5.5	5.8	6.0
Afghanistan, I.R. of	512	0.1	r 0.0	r 0.0	r 0.0	r 0.0	r 0.0
Algeria	612	4.1	r 0.6	r 0.8	r 0.5	r 1.2	r 1.7	6.7	r 4.3	r 1.6	r 1.0	r 0.6
Egypt	469	3.3	r 0.7	r 0.8	r 0.8	r 0.9	r 0.7
Iran, I.R. of	429	2.0	r 0.6	r 0.8	r 0.6	r 0.5	r 0.4	4.5	r 0.9	r 1.0	r 1.1	r 1.3	r 1.0
Kuwait	443	e 0.5	e 0.1	e 0.1	e 0.1	e 0.1	e 0.1
Lebanon	446	55.7	r 59.3	r 31.2	r 1.5	r 1.3	r 1.0	0.0	r 0.0	r 0.0	r 0.0	r 0.0	r 0.0
Morocco	686	25.2	r 12.4	r 4.5	r 0.6	r 0.5	r 0.5	0.8	r 3.6	r 0.3	r 0.8	r 2.8
Oman	449	e 0.1	e 0.0	e 0.0	e 0.0	e 0.0	e 0.0	e 0.0	e 0.1
Pakistan	564	4.4	r 1.2	r 1.1	r 1.1	r 1.1	r 1.2	4.2	r 0.9	r 1.1	r 1.5	r 1.3	r 0.8
Qatar	453	0.2	r 0.1	r 0.1	r 0.1	r 0.1	r 0.1
Saudi Arabia	456	e 2.2	e 0.5	e 0.5	e 0.5	e 0.4	e 0.1	0.7	r 0.3	r 0.8	r 0.3	r 0.3	r 0.3
Syrian Arab Republic	463	0.1	r 0.0	r 0.0	r 0.0	r 0.0	r 0.0	0.3	r 0.1	r 0.1	r 0.1	r 0.1	r 0.1
Tunisia	744	0.6	r 0.1	r 0.1	r 0.1	r 0.1	r 0.1	1.3	r 0.5	r 0.1	r 0.2	r 0.2	r 0.2
United Arab Emirates	466	0.1	r 0.1	r 0.0	r 0.0	r 0.0	r 0.0	0.7	r 0.1	r 0.2	r 0.2	r 0.2	r 0.1
Sub-Saharan Africa	603	6.2	2.1	1.7	1.9	1.7	1.6	12.7	2.7	0.6	1.0	2.8	1.0
Angola	614	0.8	r 0.2	r 0.3	r 0.3	r 0.2	r 0.2	0.0	r 0.0	r 0.0	r 0.0	r 0.0	r 0.0
Burkina Faso	748	e 2.3	e 0.7	e 0.8	e 0.7	e 0.8	e 0.8
Cameroon	622	e 0.0	e 0.0	e 0.0	e 0.0	e 0.1	e 0.0	0.0	r 0.0	r 0.0	r 0.0	r 0.0	r 0.0
Chad	628	0.2	r 0.0	r 0.1	r 0.1	r 0.1	r 0.1
Congo, Dem. Rep. of	636	0.5	r 0.1	r 0.1	r 0.1	r 0.1	r 0.1
Kenya	664	0.1	r 0.0	r 0.0	r 0.0	r 0.0	r 0.0	0.0	r 0.0
Mali	678	0.3	r 0.1	r 0.1	r 0.1	r 0.1	r 0.1	0.0	r 0.0	r 0.0	r 0.0	r 0.0	r 0.0
Mauritius	684	e 0.1	e 0.0	e 0.0	e 0.0	e 0.1	e 0.1	0.0	r 0.0	r 0.0	r 0.0	r 0.0	r 0.0
Senegal	722	e 0.2	e 0.0	e 0.0	0.0	r 0.0	r 0.0	r 0.0	r 0.0	r 0.0
Seychelles	718	e 0.1	e 0.0	e 0.0	e 0.0	e 0.0	e 0.0	0.0	r 0.0	r 0.0	r 0.0	r 0.0	r 0.0
South Africa	199	2.0	r 0.9	r 0.3	r 0.7	r 0.5	r 0.4	11.1	r 2.3	r 0.2	r 0.6	r 2.4	r 0.7
Swaziland	734	0.1	r 0.0	r 0.0	r 0.0	r 0.0	r 0.0
Tanzania	738	e 0.0	e 0.0	e 0.0	e 0.0	0.1	r 0.0	r 0.0	r 0.0	r 0.0	r 0.0
Togo	742	0.2	r 0.0	r 0.0	0.0	r 0.0	r 0.0	r 0.0	r 0.0	r 0.0
Uganda	746	0.0	r 0.0	r 0.0	r 0.0	r 0.0	r 0.0	0.5	r 0.1	r 0.1	r 0.1	r 0.1	r 0.1
Western Hemisphere	205	416.9	139.6	137.4	120.6	94.7	105.6	1,692.2	407.4	406.5	456.1	468.6	469.3
Antigua and Barbuda	311	0.2	r 0.0	r 0.1	r 0.1	r 0.0	r 0.0	0.0	r 0.0	r 0.0	r 0.0	r 0.0	r 0.0
Argentina	213	1.3	r 0.1	r 0.2	r 0.1	r 0.2	r 0.4	396.1	r 76.8	r 68.2	r 93.1	r 65.5	r 88.8
Bahamas, The	313	2.0	r 0.6	r 0.8	r 0.6	r 0.5	r 0.4	0.7	r 0.1	r 0.2	r 0.2	r 0.2	r 0.1
Barbados	316	0.0	r 0.0	r 0.0	r 0.0	r 0.0	r 0.0	0.0	r 0.2	r 0.1	r 0.0	r 0.0	r 0.0
Belize	339	0.3	r 0.1	r 0.1	r 0.1	r 0.1	r 0.1	0.2	r 0.1	r 0.1	r 0.1	r 0.1	r 0.1
Bermuda	319	0.8	r 0.2	r 0.3	r 0.3	r 0.2	r 0.2	0.3	r 0.1	r 0.1	r 0.1	r 0.1	r 0.1
Bolivia	218	46.0	r 11.7	r 11.1	r 11.3	r 11.4	r 12.0	0.3	r 0.1	r 0.0	r 0.4	r 0.5	r 0.2
Brazil	223	50.0	r 10.8	r 5.7	r 1.3	r 1.5	r 18.1	369.0	r 95.8	r 102.2	r 100.4	r 99.5	r 142.1
Chile	228	0.5	r 0.1	r 0.1	r 0.1	r 0.2	r 0.1	49.1	r 6.9	r 7.9	r 10.4	r 14.9	r 8.8
Colombia	233	0.3	r 0.1	r 0.3	r 0.1	r 0.1	r 0.0	89.1	r 21.4	r 18.2	r 28.1	r 32.8	r 25.2
Costa Rica	238	3.3	r 0.8	r 0.8	r 5.3	r 0.8	r 0.8	15.6	r 4.1	r 4.5	r 3.2	r 3.5	r 4.4
Dominica	321	0.2	r 0.0	r 0.1	r 0.0	r 0.0	r 0.0	0.1	r 0.0	r 0.0	r 0.0	r 0.0	r 0.0
Dominican Republic	243	21.2	r 6.1	r 8.8	r 6.8	r 5.5	r 4.7	42.5	r 8.6	r 9.8	r 10.1	r 12.3	r 9.1
Ecuador	248	2.1	r 0.4	r 0.3	r 0.2	r 0.5	r 1.0	16.2	r 3.7	r 5.9	r 2.7	r 4.6	r 4.7

Cuba (928)

In Millions of U.S. Dollars

		Exports (FOB)						Imports (CIF)					
		2016	2017Q1	2017Q2	2017Q3	2017Q4	2018Q1	2016	2017Q1	2017Q2	2017Q3	2017Q4	2018Q1
El Salvador	253	0.4	r 0.1	r 0.1	r 0.1	r 0.1	r 0.1	9.6	r 1.9	r 2.5	r 4.1	r 3.4	r 4.0
Grenada	328	0.2	r 0.1	r 0.1	r 0.1	r 0.1	r 0.0
Guatemala	258	1.8	r 4.7	r 0.3	r 7.9	r 0.4	r 0.1	52.8	r 30.0	r 24.2	r 23.8	r 25.8	r 12.2
Guyana	336	1.3	r 1.6	r 0.8	r 1.7	r 0.6	r 0.5	0.4	r 0.1	r 0.1	r 0.2	r 8.9	r 0.1
Haiti	263	8.7	r 2.5	r 3.6	r 2.8	r 2.3	r 1.9	0.4	r 0.1	r 0.1	r 0.1	r 0.1	r 0.1
Honduras	268	6.8	r 3.3	r 4.1	r 3.2	r 1.7	r 0.9	9.0	r 4.6	r 6.9	r 7.0	r 3.1	r 0.4
Jamaica	343	2.9	r 0.8	r 1.2	r 0.9	r 0.7	r 0.6	5.8	r 1.2	r 1.3	r 1.4	r 1.7	r 1.2
Mexico	273	22.7	r 4.0	r 6.0	r 4.6	r 6.9	r 7.1	339.2	r 80.9	r 93.0	r 99.1	r 104.9	r 101.0
Netherlands Antilles	353	2.2	r 0.6	r 0.9	r 0.7	r 0.6	r 0.5	0.7	r 0.1	r 0.2	r 0.2	r 0.2	r 0.1
Nicaragua	278	0.1	r 0.0	r 0.0	r 0.0	r 0.0	r 0.0	9.5	r 3.2	r 1.4	r 1.8	r 2.2	r 1.0
Panama	283	16.1	r 3.9	r 3.9	r 4.0	r 4.0	r 4.1	27.9	r 6.6	r 1.6	r 1.6	r 6.1	r 4.2
Paraguay	288	0.4	r 0.1	r 0.2	r 0.1	r 0.1	r 0.1	0.1	r 0.0	r 0.0	r 0.0	r 0.0	r 0.0
Peru	293	11.7	r 25.8	r 0.4	r 0.3	r 1.0	r 0.8	5.8	r 1.2	r 1.5	r 1.4	r 1.6	r 1.3
St. Kitts and Nevis	361	0.2	r 0.1	r 0.1	r 0.1	r 0.1	r 0.0
St. Lucia	362	0.3	r 0.1	r 0.1	r 0.1	r 0.1	r 0.1
St. Vincent & Grens.	364	0.2	r 0.1	r 0.1	r 0.1	r 0.1	r 0.0
Suriname	366	0.3	r 0.1	r 0.1	r 0.1	r 0.1	r 0.1	1.2	r 0.2	r 0.3	r 0.3	r 0.4	r 0.3
Trinidad and Tobago	369	1.1	r 0.3	r 0.5	r 0.4	r 0.3	r 0.3	36.4	r 7.3	r 8.4	r 8.7	r 10.5	r 7.8
Uruguay	298	2.9	r 0.3	r 0.2	r 0.3	r 0.3	r 4.5	16.3	r 12.2	r 2.2	r 10.5	r 8.5	r 9.8
Venezuela, Rep. Bol.	299	208.6	r 60.1	r 86.2	r 67.0	r 54.3	r 45.9	197.5	r 39.8	r 45.5	r 47.0	r 57.2	r 42.2
Western Hem. n.s.	399	0.3	r 0.1	r 0.1	r 0.1	r 0.1	r 0.1
Other Countries n.i.e	910	0.0	0.0	0.0	0.0	0.0	0.0	3.0	0.6	0.7	0.7	0.9	0.6
Korea, Dem. People's Rep.	954	0.0	r 0.0	r 0.0	r 0.0	r 0.0	r 0.0	3.0	r 0.6	r 0.7	r 0.7	r 0.9	r 0.6
Special Categories	899	9.9	r 2.0	r 2.3	r 2.4	r 2.9	r 2.1
Memorandum Items													
Africa	605	36.1	15.1	7.0	3.0	3.5	3.9	21.4	7.4	5.9	2.5	4.4	4.0
Middle East	405	60.7	60.5	32.7	2.8	2.4	1.7	9.8	2.3	2.9	2.5	2.9	2.3
European Union	998	374.2	114.6	113.4	147.8	89.9	81.6	2,497.8	560.5	616.5	657.4	807.2	646.7
Export earnings: fuel	080	572.5	129.0	125.9	100.8	90.2	81.6	690.9	203.0	186.4	178.2	191.3	186.2
Export earnings: nonfuel	092	793.0	307.1	316.5	245.8	176.1	174.2	7,534.4	1,535.3	1,747.9	1,814.9	2,145.6	1,638.4

Curaçao (354)

In Millions of U.S. Dollars

		Exports (FOB)						Imports (CIF)					
		2016	2016Q4	2017Q1	2017Q2	2017Q3	2017Q4	2016	2016Q4	2017Q1	2017Q2	2017Q3	2017Q4
IFS World	
World	001	840.7	263.9	84.9	89.9	120.6	110.7	820.3	332.7	220.5	313.2	361.1	431.3
Advanced Economies	110	678.8	215.8	29.8	42.4	51.0	35.7	524.0	252.1	140.9	223.1	266.2	338.1
Euro Area	163	89.0	24.3	11.6	12.1	24.9	23.3	337.5	81.7	83.1	81.3	96.4	111.5
Austria	122	e 0.0	e 0.0	e 0.0	e 0.0	e 1.6	e 0.5	e 0.4	e 0.2	e 0.2	e 0.3
Belgium	124	e 12.7	e 3.1	e 1.8	e 2.7	e 7.5	e 15.1	e 10.3	e 2.4	e 1.7	e 3.3	e 2.4	e 3.0
Cyprus	423	e 0.0	e 1.6	e 1.2	e 0.1	e 0.1	e 0.3	e 0.1
Estonia	939	e 0.0	e 0.0	e 0.0	e 0.1	e 0.0	e 0.0	e 0.0	e 0.0
Finland	172	e 0.0	e 0.2	e 0.1	e 1.2	e 0.7	e 0.1	e 0.0	e 0.1	e 1.3
France	132	e 14.6	e 0.4	e 0.1	e 0.2	e 0.1	e 0.2	e 12.5	e 3.2	e 2.9	e 2.3	e 4.0	e 3.4
Germany	134	e 1.2	e 1.0	e 0.8	e 0.0	e 0.0	e 0.1	e 28.8	e 6.0	e 6.6	e 5.5	e 7.8	e 13.5
Greece	174	e 0.0	e 0.0	e 0.0	e 0.0	e 0.0	e 0.0	e 17.3	e 0.5	e 0.9	e 0.4	e 0.4	e 0.9
Ireland	178	e 0.0	e 0.0	e 0.0	e 0.3	e 0.1	e 0.0	e 0.1	e 0.0	e 0.2
Italy	136	e 6.3	e 2.0	e 0.1
Latvia	941	e 0.0	e 0.0	e 0.2	e 0.1	e 0.0	e 0.1	e 0.1
Luxembourg	137	e 0.2	e 0.0	e 0.1	e 0.0	e 0.0	e 0.0
Malta	181	e 0.0	e 0.0	e 0.0	e 5.4	e 0.0	e 0.1	e 0.0
Netherlands	138	e 11.8	e 2.9	e 4.3	e 2.7	e 3.5	e 3.7	e 240.8	e 60.9	e 64.5	e 65.5	e 76.9	e 84.9
Portugal	182	e 0.0	e 1.8	e 0.6	e 0.3	e 0.8	e 0.6	e 0.3
Slovak Republic	936	e 0.4	e 0.1	e 0.1	e 0.0	e 0.1	e 0.2
Slovenia	961	e 0.0	e 0.0	e 0.0	e 1.2	e 0.2	e 0.3	e 0.3	e 0.3	e 0.4
Spain	184	e 48.7	e 16.9	e 4.5	e 6.4	e 8.4	e 4.2	e 12.9	e 3.1	e 5.1	e 2.7	e 3.1	e 2.9
Canada	156	e 0.6	e 0.6	e 0.3	e 0.0	e 0.0	e 0.1	e 2.7	e 2.7	e 0.7	e 2.1	e 2.6	e 3.3
Czech Republic	935	e 0.0	e 0.2	e 0.1	e 0.0	e 0.4	e 0.1	e 0.0
Denmark	128	e 0.1	e 0.0	e 0.1	e 1.1	e 0.0	e 5.3	e 1.2	e 7.2	e 1.1	e 0.7	e 1.3
Israel	436	e 0.4	e 0.4
Korea, Republic of	542	e 0.0	e 0.0	e 0.0	e 0.0	e 0.1	e 0.1	e 0.7	e 1.0	e 1.2	e 1.2
New Zealand	196	e 0.0	e 0.0	e 0.0	e 0.2	e 0.0	e 0.2
Norway	142	e 0.3	e 0.1	e 0.0	e 0.3	e 0.0	e 0.8	e 0.8	e 0.3	e 0.3	e 0.1	e 0.9
Sweden	144	e 0.1	e 0.0	e 0.0	e 0.0	e 0.0	e 0.0	e 1.3	e 0.5	e 1.3	e 1.0	e 0.3	e 0.3
Switzerland	146	e 530.2	e 132.6	e 26.1	e 26.1
United Kingdom	112	e 0.3	e 0.1	e 0.3	e 0.2	e 0.2	e 0.1	e 14.2	e 3.0	e 6.2	e 2.3	e 2.1	e 3.6
United States	111	e 58.2	e 58.2	e 17.4	e 29.6	e 24.8	e 12.2	e 135.6	e 135.6	e 41.4	e 133.2	e 162.8	e 215.7
Emerg. & Dev. Economies	200	161.9	48.1	55.2	47.6	69.7	75.0	296.3	80.6	79.7	90.1	94.8	93.2
Emerg. & Dev. Asia	505	2.1	0.5	0.1	0.1	3.7	0.6	133.3	40.1	40.8	44.7	53.4	47.3
China,P.R.: Mainland	924	e 0.0	e 0.0	e 0.0	e 0.0	e 0.0	e 0.0	e 6.0	e 6.0	e 8.1	e 8.9	e 8.7	e 6.0
Fiji	819	e 0.2	e 0.0	e 0.0	e 0.0	e 0.0	e 0.0
Indonesia	536	e 0.5	e 0.9	e 0.3	e 2.5
Malaysia	548	e 0.1	e 0.1	e 0.0	e 0.0	e 0.7	e 0.3	e 0.2	e 0.5
Myanmar	518	e 0.0	e 0.0	e 0.0	e 0.0	e 0.0	e 0.0	e 1.6	e 0.5	e 0.4	e 0.4	e 0.5	e 0.5
Papua New Guinea	853	e 114.0	e 30.7	e 30.6	e 34.2	e 40.1	e 39.3
Philippines	566	e 1.7	e 0.3	e 5.7	e 1.2
Thailand	578	e 0.0	e 0.0	e 0.0	e 0.0	e 3.7	e 0.0	e 5.2	e 1.5	e 0.7	e 0.9	e 1.4	e 0.9
Europe	170	11.0	9.6	8.1	0.0	0.0	0.9	13.8	3.2	1.1	1.1	0.5	1.0
Emerg. & Dev. Europe	903	11.0	9.6	8.1	0.0	0.0	0.8	13.8	3.2	1.1	1.1	0.5	1.0
Bosnia and Herzegovina	963	e 0.0	e 0.0	e 0.1	e 0.2
Bulgaria	918	e 0.0	e 0.0	e 0.0	e 0.3	e 0.0	e 0.0	e 0.1	e 0.0	e 0.0
Hungary	944	e 0.0	e 2.6	e 0.8	e 0.5	e 0.2	e 0.2	e 0.3
Poland	964	e 0.4	e 0.0	e 0.0	e 6.2	e 0.3	e 0.1	e 0.6	e 0.3	e 0.7
Serbia, Republic of	942	e 0.2	e 0.8	e 0.0	e 0.0
Turkey	186	e 10.6	e 9.6	e 7.9	e 4.6	e 2.1	e 0.4
CIS	901	0.1	0.0	0.0	0.0	0.0	0.0
Azerbaijan, Rep. of	912	e 0.1	e 0.0	e 0.0	e 0.0
Mid East, N Africa, Pak	440	4.5	1.2	1.2	1.2	1.2	1.2	0.0	0.0	0.0	0.0	0.0	0.0
Pakistan	564	e 0.0	e 0.0	e 0.1	e 0.1	e 0.1	e 0.1	e 0.0	e 0.0	e 0.0	e 0.0	e 0.0	e 0.0
United Arab Emirates	466	e 4.4	e 1.2	e 1.1	e 1.1	e 1.1	e 1.1
Sub-Saharan Africa	603	17.9	4.9	4.3	4.0	4.2	4.2	74.7	17.8	21.6	23.7	23.3	22.2
Angola	614	e 0.1	e 0.0	e 0.0	e 0.0	e 0.0	e 0.0	e 67.6	e 15.8	e 19.5	e 21.4	e 21.2	e 19.9
Côte d'Ivoire	662	e 5.1	e 1.2	e 1.1	e 1.1	e 1.1	e 1.0	e 0.2	e 0.1	e 0.1	e 0.1	e 0.0	e 0.0
Gambia, The	648	e 0.8	e 0.2	e 0.2	e 0.3	e 0.3	e 0.3

Curaçao (354)

In Millions of U.S. Dollars

		Exports (FOB)						Imports (CIF)					
		2016	2016Q4	2017Q1	2017Q2	2017Q3	2017Q4	2016	2016Q4	2017Q1	2017Q2	2017Q3	2017Q4
Ghana	652	e 0.6	e 0.2	e 0.1	e 0.2	e 0.2	e 0.2	e 0.0	e 0.0	e 0.0	e 0.0	e 0.0	e 0.0
Mozambique	688	e 10.1	e 3.1	e 2.8	e 2.4	e 2.6	e 2.6	e 6.8	e 2.0	e 2.1	e 2.2	e 2.0	e 2.2
Senegal	722	e 0.1	e 0.0	e 0.0
Tanzania	738	e 0.8	e 0.2	e 0.1	e 0.0
Western Hemisphere	205	126.4	31.8	41.5	42.2	60.4	68.2	74.5	19.4	16.1	20.6	17.5	22.7
Antigua and Barbuda	311	e 0.4	e 0.1	e 0.1	e 0.1	e 0.1	e 0.2	e 4.2	e 0.2	e 0.9	e 2.9	e 0.2	e 0.3
Aruba	314	e 14.6	e 3.9	e 3.4	e 3.1	e 3.4	e 3.0	e 8.7	e 2.0	e 0.9	e 1.8	e 2.2	e 1.5
Bahamas, The	313	e 0.5	e 0.1	e 0.1	e 0.2	e 0.2	e 0.1	e 0.0	e 0.0	e 0.0	e 0.0	e 0.0	e 0.0
Barbados	316	e 1.6	e 0.4	e 0.6	e 0.6	e 0.6	e 0.6	e 3.3	e 0.8	e 0.9	e 0.9	e 0.9	e 0.9
Belize	339	e 66.7	e 17.5	e 19.3	e 19.2	e 20.2	e 11.0
Brazil	223	e 4.5	e 4.5	e 5.2	e 7.8	e 0.0	e 0.0	e 1.2	e 1.2	e 1.4	e 1.5	e 1.6	e 2.4
Colombia	233	e 12.9	e 0.0	e 0.3	e 17.2	e 0.9	e 28.5	e 8.6	e 5.3	e 6.4	e 5.4	e 5.7
Costa Rica	238	e 0.5	e 0.0	e 1.5	e 0.0	e 0.1	e 0.0	e 1.6	e 0.4	e 0.7	e 0.4	e 0.7	e 0.3
Dominica	321	e 0.3	e 0.1	e 0.1	e 0.1	e 0.1	e 0.1	e 0.0	e 0.0	e 0.0	e 0.0	e 0.0	e 0.0
Dominican Republic	243	e 1.8	e 0.5	e 8.4	e 8.2	e 8.3	e 9.9	e 12.3	e 2.7	e 2.6	e 3.4	e 3.4	e 3.5
Ecuador	248	e 1.2	e 0.2	e 0.3	e 0.0	e 0.2	e 0.2	e 1.2	e 0.2	e 0.2	e 0.4	e 0.3	e 0.2
El Salvador	253	e 0.3	e 0.0	e 1.0	e 0.0	e 0.0	e 0.0
Guatemala	258	e 0.0	e 0.5	e 0.2	e 0.1	e 0.1	e 0.1	e 0.1
Guyana	336	e 2.6	e 0.7	e 1.4	e 0.4
Honduras	268	e 1.1	e 0.4	e 0.5	e 0.3	e 0.6	e 0.4	e 0.2	e 0.0	e 0.1	e 0.1	e 0.1	e 0.1
Jamaica	343	e 2.0	e 0.8	e 0.6	e 0.6	e 0.6	e 0.6	e 2.6	e 0.5	e 0.6	e 0.4	e 0.4	e 0.4
Montserrat	351	e 0.3	e 0.1	e 0.1	e 0.1	e 0.1	e 0.1
Nicaragua	278	e 5.9	e 36.4	e 0.1	e 0.4
Panama	283	e 1.4	e 0.4	e 0.4	e 0.3	e 0.2	e 0.3
Peru	293	e 4.6
St. Kitts and Nevis	361	e 0.8	e 0.2	e 0.2	e 0.2	e 0.2	e 0.3	e 0.0	e 0.0	e 0.0	e 0.0	e 0.0	e 0.0
St. Lucia	362	e 0.1	e 0.0	e 0.0	e 0.0	e 0.0	e 0.0
St. Vincent & Grens.	364	e 0.3	e 0.1	e 0.1	e 0.1	e 0.1	e 0.1	e 0.1	e 0.0	e 0.0	e 0.0	e 0.0	e 0.0
Suriname	366	e 12.6	e 1.9	e 0.6	e 0.7	e 2.4	e 3.1	e 1.8	e 0.4	e 0.1	e 0.2	e 0.4	e 0.4
Trinidad and Tobago	369	e 1.5	e 0.3	e 0.3	e 0.3	e 0.4	e 0.4	e 5.6	e 1.5	e 1.8	e 1.8	e 1.7	e 1.6
Memorandum Items													
Africa	605	17.9	4.9	4.3	4.0	4.3	4.2	74.7	17.8	21.6	23.7	23.3	22.2
Middle East	405	4.4	1.2	1.1	1.1	1.1	1.1
European Union	998	89.8	24.4	12.0	12.4	26.2	23.4	367.5	87.6	98.4	87.1	100.1	117.7
Export earnings: fuel	080	20.2	1.8	1.7	1.8	18.8	2.6	102.9	26.0	26.8	29.9	28.5	27.4
Export earnings: nonfuel	092	820.5	262.1	83.2	88.1	101.8	108.1	717.4	306.7	193.7	283.3	332.6	403.9

Cyprus (423)

In Millions of U.S. Dollars

		Exports (FOB)						Imports (CIF)					
		2016	2017Q1	2017Q2	2017Q3	2017Q4	2018Q1	2016	2017Q1	2017Q2	2017Q3	2017Q4	2018Q1
IFS World		2,019.9	628.9	989.0	970.4	755.5	1,562.6	7,107.5	1,961.4	2,121.1	2,092.7	3,115.6	2,392.3
World	001	2,964.5	626.2	970.1	951.7	735.1	1,544.3	7,829.7	1,940.7	2,085.4	2,042.4	3,063.2	2,350.1
Advanced Economies	110	1,589.5	284.2	582.6	427.4	362.2	357.3	5,992.2	1,301.4	1,566.1	1,446.4	2,322.3	1,592.5
Euro Area	163	610.5	134.2	196.8	271.9	179.0	164.9	4,448.0	942.0	1,230.7	1,114.0	1,296.2	1,199.4
Austria	122	16.7	r 4.4	r 4.4	r 3.9	r 1.7	r 5.8	60.5	r 10.1	r 11.8	r 13.5	r 12.3	r 13.8
Belgium	124	12.2	r 3.7	r 14.4	r 32.1	r 23.4	r 4.4	231.8	r 46.7	r 55.3	r 57.1	r 70.1	r 42.6
Estonia	939	2.3	r 1.1	r 1.6	r 1.0	r 1.2	r 1.1	7.6	r 0.7	r 1.2	r 1.6	r 2.1	r 3.0
Finland	172	5.0	r 0.9	r 1.7	r 1.3	r 0.2	r 1.4	52.2	r 4.0	r 4.7	r 3.5	r 3.8	r 12.6
France	132	27.3	r 3.6	r 4.9	r 5.9	r 5.8	r 8.6	315.2	r 81.8	r 87.6	r 91.2	r 83.4	r 60.7
Germany	134	46.8	r 17.7	r 27.2	r 68.7	r 23.8	r 11.3	1,322.6	r 142.9	r 164.9	r 155.7	r 176.5	r 148.6
Greece	174	303.8	r 63.0	r 68.0	r 59.9	r 67.7	r 82.6	1,409.0	r 381.0	r 408.7	r 459.5	r 485.3	r 452.2
Ireland	178	3.5	r 0.8	r 1.5	r 1.0	r 1.0	r 1.3	19.7	r 4.4	r 6.9	r 6.4	r 4.2	r 4.7
Italy	136	19.7	r 7.5	r 21.7	r 19.2	r 7.0	r 10.8	447.0	r 135.3	r 154.6	r 160.9	r 234.8	r 220.8
Latvia	941	5.7	r 0.5	r 0.9	r 0.7	r 2.7	r 1.0	6.9	r 1.2	r 0.7	r 1.4	r 0.9	r 0.9
Lithuania	946	7.8	r 1.7	r 1.7	r 1.2	r 2.1	r 1.8	8.7	r 2.7	r 2.5	r 2.4	r 1.6	r 1.6
Luxembourg	137	1.2	r 0.2	r 0.0	r 0.2	r 0.0	24.1	r 1.0	r 2.4	r 1.3	r 1.4	r 2.6
Malta	181	47.4	r 10.7	r 9.0	r 10.9	r 2.7	r 2.9	15.2	r 2.8	r 67.1	r 0.9	r 1.6	r 1.1
Netherlands	138	36.5	r 6.3	r 24.4	r 50.9	r 8.8	r 15.2	259.0	r 60.6	r 179.5	r 84.5	r 137.5	r 87.6
Portugal	182	1.3	r 0.3	r 0.4	r 0.4	r 0.5	r 0.4	17.1	r 6.1	r 5.7	r 4.5	r 6.4	r 6.4
Slovak Republic	936	43.7	r 9.3	r 9.5	r 12.5	r 9.5	r 10.0	13.7	r 3.5	r 4.8	r 4.0	r 4.0	r 3.8
Slovenia	961	17.0	r 0.5	r 0.2	r 0.1	r 0.9	r 3.4	9.1	r 2.7	r 1.8	r 1.7	r 2.2	r 2.1
Spain	184	12.5	r 1.9	r 5.2	r 2.3	r 19.8	r 2.7	228.5	r 54.4	r 70.6	r 63.9	r 68.0	r 134.4
Australia	193	18.8	r 5.5	r 5.4	r 6.5	r 6.8	r 5.7	3.1	r 0.6	r 1.6	r 1.0	r 1.2	r 1.1
Canada	156	3.0	r 1.3	r 0.4	r 0.4	r 0.5	r 1.1	6.8	r 1.9	r 3.1	r 1.9	r 2.5	r 1.6
China,P.R.: Hong Kong	532	33.6	r 4.2	r 9.0	r 5.8	r 8.5	r 6.8	17.8	r 4.4	r 5.4	r 5.5	r 11.5	r 12.8
China,P.R.: Macao	546	0.1	r 0.0	r 0.0	r 0.0	r 0.0	r 0.0	0.0	r 0.0	r 0.0	r 0.0
Czech Republic	935	43.2	r 9.0	r 3.6	r 5.6	r 8.4	r 7.4	34.7	r 12.4	r 9.0	r 11.4	r 11.4	r 17.8
Denmark	128	50.9	r 2.4	r 3.7	r 2.6	r 3.3	r 6.3	34.8	r 8.1	r 8.1	r 10.0	r 42.3	r 8.1
Iceland	176	0.1	r 0.0	r 0.0	r 0.1	r 0.0	r 0.0	0.2	r 0.0	r 0.0	r 0.0	r 0.0	r 0.0
Israel	436	111.5	r 29.2	r 25.1	r 24.1	r 33.3	r 39.2	255.1	r 85.1	r 88.0	r 94.5	r 98.5	r 125.9
Japan	158	0.6	r 0.1	r 0.1	r 0.7	r 0.1	r 0.1	72.1	r 18.0	r 19.7	r 16.8	r 20.4	r 19.4
Korea, Republic of	542	6.2	r 2.3	r 1.0	r 5.9	r 2.1	r 1.7	341.7	r 7.7	r 7.4	r 8.4	r 637.3	r 11.8
New Zealand	196	1.3	r 0.2	r 0.3	r 0.4	r 0.2	r 0.7	10.5	r 2.0	r 4.9	r 4.9	r 0.8	r 1.7
Norway	142	2.0	r 0.7	r 206.5	r 9.2	r 0.4	r 0.7	50.5	r 79.8	r 0.7	r 2.0	r 23.0	r 15.3
San Marino	135	r 0.0	0.2	r 0.0	r 0.1	r 0.0	r 0.0
Singapore	576	40.1	r 8.5	r 46.2	r 8.8	r 54.6	r 37.0	21.6	r 2.0	r 20.1	r 2.4	r 1.9	r 14.9
Sweden	144	204.7	r 10.1	r 11.3	r 7.5	r 9.1	r 11.6	36.8	r 7.1	r 11.9	r 8.9	r 9.8	r 13.6
Switzerland	146	34.9	r 6.7	r 4.4	r 25.8	r 4.8	r 4.5	44.3	r 9.3	r 13.7	r 12.1	r 11.9	r 16.8
Taiwan Prov.of China	528	4.5	r 0.8	r 1.0	r 0.7	r 1.0	r 1.0	30.0	r 5.3	r 4.7	r 5.8	r 4.1	r 6.6
United Kingdom	112	356.8	r 48.7	r 60.5	r 35.8	r 44.0	r 48.8	429.2	r 103.4	r 114.5	r 112.9	r 129.6	r 112.6
United States	111	66.6	r 20.3	r 7.4	r 15.6	r 5.9	r 19.7	154.9	r 12.5	r 22.6	r 34.1	r 19.8	r 13.1
Emerg. & Dev. Economies	200	1,053.4	257.9	281.5	412.0	296.8	1,055.5	1,650.1	549.4	430.2	552.8	663.4	629.4
Emerg. & Dev. Asia	505	234.1	37.9	81.7	124.9	59.7	59.2	864.4	248.3	142.9	282.3	305.2	237.6
Bangladesh	513	3.7	r 0.2	r 0.1	r 2.4	r 0.1	r 0.1	3.7	r 1.4	r 0.9	r 1.4	r 1.1	r 1.1
Brunei Darussalam	516	0.1	r 0.0	r 0.0	r 0.0	r 0.0	18.5	r 0.1	r 0.0
Cambodia	522	1.4	r 0.7	r 0.4	r 0.2	r 0.3	r 0.2	0.5	r 0.1	r 0.2	r 0.1	r 0.1	r 0.2
China,P.R.: Mainland	924	47.7	r 17.6	r 11.5	r 31.9	r 9.6	r 26.9	601.9	r 208.0	r 80.0	r 137.5	r 238.4	r 160.9
Fiji	819	0.1	r 0.0	r 0.0	r 0.0	r 0.0	r 0.0
F.T. French Polynesia	887	0.1	r 0.0	r 0.0	r 0.0	r 0.0
F.T. New Caledonia	839	0.0	r 0.0	r 0.0	r 0.0	r 0.0	1.1	r 0.0
India	534	31.5	r 3.8	r 2.6	r 13.0	r 2.8	r 4.2	60.9	r 14.4	r 27.8	r 22.7	r 18.1	r 17.1
Indonesia	536	12.1	r 5.4	r 0.7	r 0.9	r 1.0	r 0.8	12.9	r 4.4	r 2.5	r 2.5	r 3.2	r 2.4
Malaysia	548	6.8	r 1.7	r 2.8	r 1.3	r 1.2	r 0.9	10.4	r 2.1	r 2.6	r 3.0	r 2.9	r 2.5
Maldives	556	0.5	r 0.2	r 0.1	r 0.1	r 0.2	r 0.2	0.0
Marshall Islands	867	90.1	r 1.0	r 53.5	r 65.1	r 32.5	r 17.1	67.5	r 10.5	r 31.1	r 21.0	r 34.7
Mongolia	948	0.4	r 0.1	r 0.1	r 0.2	r 0.1	r 0.1
Myanmar	518	0.9	r 0.3	r 0.2	r 0.8	r 0.1	r 0.4	0.1	r 0.0	r 0.1	r 0.2	r 0.0
Nepal	558	0.1	r 1.4	r 0.0	r 0.2	r 0.1	r 0.1	0.0	r 0.0	r 0.0	r 0.0	r 0.0	r 0.0
Papua New Guinea	853	0.2	r 0.0	r 0.1	r 0.1	r 0.1	r 0.1
Philippines	566	2.2	r 0.5	r 0.4	r 0.5	r 0.8	r 0.6	22.6	r 1.3	r 1.1	r 64.9	r 0.8	r 1.8

Cyprus (423)

In Millions of U.S. Dollars

		Exports (FOB)						Imports (CIF)					
		2016	2017Q1	2017Q2	2017Q3	2017Q4	2018Q1	2016	2017Q1	2017Q2	2017Q3	2017Q4	2018Q1
Solomon Islands	813	0.1	0.0	r 0.0	r 0.0
Sri Lanka	524	3.0	r 0.5	r 0.5	r 1.0	r 0.7	r 1.0	1.2	r 0.1	r 0.4	r 0.3	r 0.4	r 0.2
Thailand	578	10.1	r 1.6	r 1.9	r 1.7	r 1.4	r 1.3	23.0	r 6.2	r 6.2	r 6.0	r 6.9	r 5.3
Timor-Leste	537	0.1	r 0.0	r 0.0
Vietnam	582	23.0	r 2.8	r 6.9	r 5.5	r 8.7	r 5.0	40.0	r 10.1	r 10.8	r 12.5	r 12.2	r 11.4
Europe	170	128.8	29.6	47.8	52.2	31.9	58.6	408.9	200.3	152.0	146.3	149.5	125.1
Emerg. & Dev. Europe	903	75.9	23.0	24.5	14.8	16.9	53.0	257.5	88.8	108.9	99.1	86.2	85.9
Albania	914	2.2	r 7.0	r 0.5	r 0.5	r 0.4	r 0.4	0.4	r 0.0	r 0.0	r 0.0	r 0.0	r 0.1
Bosnia and Herzegovina	963	1.3	r 0.2	r 0.6	r 0.0	r 0.2	r 0.2	1.3	r 0.1	r 0.1	r 3.0	r 6.9	r 4.0
Bulgaria	918	10.6	r 4.1	r 2.0	r 3.0	r 5.8	r 14.8	60.5	r 16.0	r 14.5	r 19.7	r 19.6	r 23.7
Croatia	960	3.4	r 3.0	r 1.0	r 0.3	r 0.7	r 1.5	13.2	r 32.8	r 3.2	r 4.6	r 1.8	r 0.8
Faroe Islands	816	2.9	r 1.7
Gibraltar	823	0.0	r 0.0	r 0.0	r 0.0	r 0.0	r 21.1	0.0	r 0.9	r 0.0
Hungary	944	0.9	r 0.3	r 0.2	r 1.5	r 0.2	r 0.7	19.3	r 4.9	r 10.0	r 9.2	r 5.3	r 6.2
Kosovo	967	0.6	r 0.1	r 0.2	r 0.2	r 0.4	r 0.2	r 0.0
Macedonia, FYR	962	2.5	r 0.6	r 0.6	r 0.5	r 0.6	r 0.9	1.3	r 0.3	r 0.3	r 0.3	r 0.5	r 0.4
Montenegro	943	3.3	r 0.0	r 0.5	r 0.2	r 0.1	r 0.1	0.0	r 0.0	r 0.0
Poland	964	16.7	r 2.1	r 3.0	r 1.5	r 1.2	r 3.5	47.4	r 13.4	r 13.5	r 15.8	r 13.5	r 17.1
Romania	968	26.4	r 3.7	r 13.8	r 4.8	r 5.6	r 6.3	69.8	r 8.3	r 8.4	r 13.1	r 21.8	r 10.3
Serbia, Republic of	942	3.1	r 0.8	r 0.9	r 0.9	r 1.6	r 1.5	19.0	r 3.6	r 4.6	r 6.8	r 3.4	r 4.9
Turkey	186	2.1	r 1.0	r 1.2	r 1.4	r 0.2	r 0.2	25.3	r 8.5	r 54.3	r 26.4	r 13.4	r 18.5
CIS	901	52.9	6.6	23.3	37.3	15.0	5.6	151.4	111.5	43.2	47.2	63.4	39.2
Armenia	911	0.7	r 0.2	r 0.2	r 0.3	r 0.4	r 0.3	0.0	r 0.0	r 0.0	r 0.0	r 0.0
Azerbaijan, Rep. of	912	0.5	r 0.3	r 0.0	r 0.1	r 0.2	r 0.2	19.5	r 3.3	r 7.1	r 2.2
Belarus	913	1.0	r 0.3	r 0.1	r 0.1	r 0.2	r 0.2	0.3	r 0.1	r 0.1	r 0.0	r 0.0	r 0.0
Georgia	915	0.8	r 0.1	r 0.2	r 0.2	r 0.2	r 0.0	0.4	r 11.3	r 0.0	r 11.6	r 0.1
Kazakhstan	916	1.0	r 0.7	r 0.5	r 0.4	r 0.8	r 0.1	2.1	r 2.4	r 0.0	r 0.0	r 0.0
Moldova	921	0.8	r 0.3	r 4.0	r 0.4	r 0.2	r 0.3	16.0	r 6.3	r 3.4	r 7.5	r 6.3	r 4.6
Russian Federation	922	40.8	r 3.5	r 16.3	r 34.7	r 7.2	r 2.3	83.4	r 77.0	r 20.5	r 16.5	r 42.9	r 25.3
Turkmenistan	925	0.2	r 0.1	r 0.0
Ukraine	926	7.1	r 1.1	r 1.9	r 1.2	r 5.7	r 2.2	29.7	r 11.1	r 12.0	r 9.3	r 14.1	r 9.1
Uzbekistan	927	0.1	r 0.1	r 0.0	r 0.0	r 0.0	r 0.0	0.0	r 0.0	r 0.0	r 0.0
Mid East, N Africa, Pak	440	376.0	158.4	101.2	153.5	162.0	154.6	164.4	49.3	45.9	51.6	62.8	33.1
Afghanistan, I.R. of	512	0.2	r 0.1	r 0.0	r 0.0	r 0.0	0.0
Algeria	612	32.5	r 2.9	r 1.7	r 2.4	r 2.6	r 2.9	5.2	r 0.7	r 4.5	r 2.6	r 0.1
Bahrain, Kingdom of	419	4.7	r 1.1	r 1.8	r 1.0	r 0.9	r 1.0	0.4	r 0.1	r 0.1	r 0.1	r 0.1	r 0.1
Djibouti	611	0.1	r 0.0	r 0.2	r 0.1	r 0.3
Egypt	469	34.6	r 14.7	r 6.1	r 17.7	r 28.9	r 22.0	20.7	r 4.0	r 16.2	r 7.2	r 26.6	r 7.0
Iran, I.R. of	429	6.7	r 3.2	r 2.3	r 3.4	r 4.0	r 1.2	0.7	r 0.2	r 0.1	r 0.1	r 0.1	r 0.2
Iraq	433	8.4	r 0.8	r 4.0	r 4.4	r 4.5	r 1.9	0.0	r 0.0	r 0.0	r 0.0
Jordan	439	9.9	r 6.1	r 4.3	r 4.3	r 1.8	r 18.4	0.9	r 0.2	r 0.5	r 0.3	r 0.3	r 0.3
Kuwait	443	6.1	r 1.6	r 2.3	r 2.4	r 2.2	r 1.9	4.4	r 0.5	r 0.7	r 0.4	r 0.7	r 0.8
Lebanon	446	25.2	r 7.2	r 9.5	r 11.4	r 6.9	r 4.4	11.3	r 3.2	r 3.0	r 2.9	r 2.9	r 3.8
Libya	672	144.7	r 86.9	r 46.4	r 80.8	r 87.3	r 71.9	12.1	r 1.7	r 0.0	r 1.2	r 3.0	r 2.2
Mauritania	682	0.1	r 0.1	r 0.0	r 0.4	r 0.0	r 0.0	0.4	r 0.2	r 0.1	r 0.2	r 0.1
Morocco	686	1.7	r 0.2	r 0.1	r 0.4	r 0.6	r 0.3	2.0	r 0.3	r 0.8	r 0.2	r 0.5	r 0.4
Oman	449	4.8	r 1.7	r 0.7	r 1.2	r 0.9	r 1.8	0.5	r 0.2	r 0.5	r 0.3	r 0.1	r 0.0
Pakistan	564	2.8	r 0.7	r 1.0	r 0.7	r 5.1	r 1.2	4.7	r 0.9	r 2.4	r 1.5	r 1.3	r 1.1
Qatar	453	4.9	r 0.9	r 1.9	r 2.0	r 1.3	r 1.5	1.0	r 0.3	r 0.3	r 12.8	r 0.3	r 0.5
Saudi Arabia	456	38.7	r 4.9	r 3.6	r 4.2	r 4.3	r 7.7	21.0	r 17.7	r 12.4	r 12.5	r 10.0	r 3.1
Somalia	726	1.6	r 0.5	r 0.3	r 0.5	r 0.4	r 0.6
Sudan	732	7.6	r 3.4	r 3.8	r 3.0	r 2.9	r 1.1	0.0	r 0.0
Syrian Arab Republic	463	0.8	r 0.1	r 0.2	r 0.3	r 0.0	r 0.2	1.1	r 0.3	r 0.3	r 0.2	r 0.4	r 0.2
Tunisia	744	3.9	r 0.5	r 5.6	r 0.5	r 1.0	r 0.3	10.8	r 3.1	r 2.2	r 2.7	r 6.6	r 1.5
United Arab Emirates	466	34.9	r 20.5	r 4.8	r 12.1	r 6.1	r 13.8	67.1	r 15.8	r 6.2	r 4.7	r 7.2	r 11.6
West Bank and Gaza	487	r 0.0	0.1	r 0.0	r 0.0	r 0.0
Yemen, Republic of	474	1.2	r 0.3	r 0.7	r 0.3	r 0.4	r 0.3
Sub-Saharan Africa	603	205.6	13.3	27.2	8.2	14.1	25.5	50.7	3.1	9.8	12.4	8.2	5.7
Angola	614	0.1	r 0.1	r 0.0	r 0.0	r 0.0	0.0	r 0.0	r 0.0
Benin	638	0.0	r 0.0	r 0.1	r 0.1	r 0.2	r 0.0

Cyprus (423)

In Millions of U.S. Dollars

		Exports (FOB)						Imports (CIF)					
		2016	2017Q1	2017Q2	2017Q3	2017Q4	2018Q1	2016	2017Q1	2017Q2	2017Q3	2017Q4	2018Q1
Botswana	616	1.8	r 0.1	r 0.7	r 0.4	r 0.5	r 0.5	0.4	r 0.1	r 0.1
Burundi	618	0.0	r 0.0	r 0.3	r 0.1	r 0.1
Cameroon	622	4.3	r 0.0	r 0.1	r 0.1	r 0.1	r 0.0	0.3	r 0.0	r 0.0	r 0.3	r 0.3	r 0.2
Central African Rep.	626	0.1	r 0.0	r 0.1	r 0.2	r 0.0	r 0.0	0.0	r 0.0
Congo, Dem. Rep. of	636	0.5	r 0.3	r 0.0	r 0.0	r 0.3	r 0.6	0.5	r 0.0	r 0.0	r 0.0
Congo, Republic of	634	1.3	r 0.0	r 0.1	r 0.1	r 0.1	0.1
Côte d'Ivoire	662	0.2	r 0.1	r 0.0	r 0.2	r 0.0	r 0.2	0.1	r 0.1	r 0.1	r 0.1	r 0.1	r 0.4
Eritrea	643	0.3	r 0.1	r 0.0	r 0.2	r 0.0
Ethiopia	644	5.5	r 1.8	r 2.1	r 0.6	r 0.8	r 1.6	0.1	r 0.0	r 0.1	r 0.2	r 0.2	r 0.0
Gabon	646	0.1	r 0.0	r 0.0	r 0.0	r 0.0	r 0.0	r 0.0	r 0.0	r 0.0
Gambia, The	648	0.0	r 0.0	r 0.0	r 0.0	r 0.1	r 0.1
Ghana	652	0.5	r 0.2	r 0.3	r 0.2	r 0.3	r 0.1	0.1	r 0.0	r 0.0	r 0.0	r 0.1	r 0.0
Guinea	656	0.2	r 0.5	r 0.1	r 0.1	r 0.1	r 0.1
Kenya	664	2.1	r 0.2	r 0.2	r 0.2	r 0.3	r 0.4	2.3	r 0.6	r 0.8	r 0.7	r 0.7	r 1.1
Liberia	668	172.6	r 7.6	r 19.3	r 0.0	r 5.5	r 15.1	34.5	r 5.8	r 7.1	r 4.1	r 0.0
Madagascar	674	0.2	r 0.0	r 0.1	r 0.0	0.1	r 0.0	r 0.0	r 0.1
Malawi	676	0.0	r 0.0	r 0.0	r 0.0	r 0.0	r 0.3	r 0.0
Mali	678	0.2	r 0.1	r 0.1	r 0.1	r 0.0	r 0.0
Mauritius	684	1.8	r 0.2	r 0.5	r 0.3	r 0.6	r 0.3	0.1	r 0.0	r 0.0	r 0.0	r 0.0	r 0.0
Mozambique	688	0.1	r 0.0	r 0.0	r 0.5	r 0.0	r 0.1	0.0	r 0.0
Namibia	728	0.1	r 0.0	r 0.0	r 0.0	r 0.0	r 0.0	1.3	r 0.3	r 0.6	r 1.1	r 0.6	r 0.6
Niger	692	0.4	r 0.3	r 0.7	r 0.1	r 0.0	r 0.0	r 0.0
Nigeria	694	2.7	r 0.2	r 0.4	r 0.9	r 2.4	r 0.3	0.6	r 0.1	r 0.3	r 0.5	r 0.3	r 0.2
Rwanda	714	0.2	r 0.0	r 0.0	r 0.1	r 0.0	0.0	r 0.0
Senegal	722	0.1	r 0.0	r 0.0	r 0.0	r 0.0	r 0.0	1.4	r 0.3	r 0.4	r 0.5	r 0.3	r 0.5
Seychelles	718	0.9	r 0.1	r 0.2	r 0.3	r 0.2	r 0.3	0.4	r 0.1	r 0.3	r 0.0	r 0.1	r 0.2
Sierra Leone	724	0.1	r 0.0	r 0.0	r 0.0
South Africa	199	2.9	r 0.3	r 0.7	r 0.9	r 0.7	r 1.9	7.5	r 1.2	r 1.2	r 1.6	r 1.1	r 2.1
South Sudan, Rep. of	733	0.6	r 0.1	r 0.3	r 0.2	r 0.1
Tanzania	738	3.0	r 0.3	r 0.6	r 1.9	r 0.4	r 2.0	0.4	r 0.1	r 0.1	r 0.2	r 0.3
Togo	742	0.0	r 0.0	r 0.0	r 0.0	r 0.2	r 0.0	0.0
Uganda	746	1.4	r 0.4	r 0.3	r 0.1	r 0.3	r 0.4	0.4	r 0.1	r 0.1	r 0.1	r 0.0	r 0.0
Zambia	754	0.1	r 0.0	r 0.0	r 0.0	r 0.1	r 0.0	0.0	r 0.0	r 0.0
Zimbabwe	698	1.2	r 0.2	r 0.2	r 0.1	r 0.5	r 0.7	0.0	r 0.0	r 0.0	r 0.0
Western Hemisphere	205	109.0	18.7	23.7	73.2	29.0	757.6	161.6	48.4	79.6	60.3	137.6	228.0
Antigua and Barbuda	311	2.1	r 0.1	r 0.1	r 0.1	r 0.1	r 0.1	0.5	r 3.4	r 2.4
Argentina	213	0.2	r 0.0	r 11.2	r 0.1	r 0.0	28.7	r 3.4	r 5.9	r 12.2	r 7.6	r 6.6
Aruba	314	0.1	r 0.0	r 0.0	r 0.0	r 0.0	r 0.0	r 59.5
Bahamas, The	313	0.1	r 0.0	r 0.0	r 11.3	r 0.0	0.0	r 0.0
Barbados	316	0.4	r 0.2	r 0.1	r 0.1	r 0.1	r 0.1	0.0	r 6.3
Belize	339	14.3	r 2.3	r 60.0	12.4	r 0.9	r 0.8
Bolivia	218	0.1	r 0.0	r 0.0	r 0.0	r 0.0	r 0.0
Brazil	223	0.7	r 0.4	r 0.2	r 0.1	r 1.3	r 0.3	17.9	r 4.9	r 6.0	r 3.7	r 2.5	r 5.1
Chile	228	0.3	r 0.1	r 0.1	r 0.2	r 0.2	r 0.1	2.6	r 0.4	r 0.8	r 1.2	r 0.8	r 1.0
Colombia	233	0.1	r 0.0	r 0.0	r 0.0	r 0.8	r 0.0	17.1	r 0.0	r 0.2	r 0.2	r 0.0	r 0.2
Costa Rica	238	0.0	r 0.0	r 0.0	r 0.0	r 0.0	r 0.0	0.1	r 0.0	r 0.0	r 0.0	r 0.0	r 0.0
Curacao	354	1.5	r 0.1	r 0.1	r 0.3	r 0.1	r 0.2	r 0.0
Dominica	321	0.1	r 0.0	r 0.0	r 0.0	r 0.0	r 0.1	r 0.0
Dominican Republic	243	0.7	r 0.6	r 0.0	r 0.0	r 0.0	r 0.0	0.2	r 0.0	r 0.0	r 0.0	r 0.0	r 0.0
Ecuador	248	0.1	r 0.0	r 0.0	r 0.1	r 0.0	r 0.0	4.3	r 0.5	r 1.4	r 1.3	r 0.7	r 1.0
Falkland Islands	323	r 0.2
Guyana	336	r 1.6	r 0.0	r 0.0
Haiti	263	0.1	r 0.0	r 0.0	0.0	r 0.0
Honduras	268	0.6	r 0.0	r 0.0	r 0.0	r 0.0	r 0.0	0.1	r 0.0	r 0.0	r 0.0	r 0.0	r 0.0
Jamaica	343	0.1	r 0.0	r 0.0	r 0.0	r 0.1	r 0.0	0.0	r 0.0	r 0.0	r 0.0
Mexico	273	4.5	r 0.7	r 2.0	r 0.6	r 0.5	r 1.5	9.9	r 1.9	r 1.6	r 1.8	r 1.4	r 1.7
Nicaragua	278	r 0.0	r 0.0	r 0.0	r 0.0	r 0.0	0.0	r 0.0	r 0.0	r 0.0	r 0.0	r 0.1
Panama	283	33.9	r 5.9	r 0.0	r 0.1	r 0.0	r 0.0	36.9	r 33.5	r 0.0	r 3.6	r 185.0
Paraguay	288	0.0	r 0.0	r 0.0	0.2	r 0.2	r 0.0	r 0.0	r 0.3	r 0.0
Peru	293	0.1	r 0.0	r 0.0	r 0.0	r 0.0	r 0.0	0.6	r 0.0	r 0.4	r 0.2	r 0.2	r 0.1

Cyprus (423)

In Millions of U.S. Dollars

		Exports (FOB)						Imports (CIF)					
		2016	2017Q1	2017Q2	2017Q3	2017Q4	2018Q1	2016	2017Q1	2017Q2	2017Q3	2017Q4	2018Q1
Sint Maarten	352	0.1	r 0.0	r 0.0	r 0.0	r 0.0	r 0.1	0.0	r 0.0
St. Kitts and Nevis	361	16.5	r 0.0	r 0.0	r 0.0	r 0.0	r 0.0
St. Vincent & Grens.	364	0.1	r 0.0	r 0.1	r 0.0	r 0.0	r 2.3	r 1.2
Trinidad and Tobago	369	0.2	r 0.2	r 0.0	r 0.1	r 0.1	r 0.2	0.0	r 0.0
Uruguay	298	0.1	r 0.0	r 2.4	r 0.0	r 0.0	r 0.0	0.9	r 0.4	r 0.3	r 0.2	r 0.3	r 0.1
Venezuela, Rep. Bol.	299	0.0	r 0.0	r 0.1	r 0.0	3.6	r 2.2	r 0.0	r 0.0	r 0.0	r 0.0
Western Hem. n.s.	399	32.0	r 10.3	r 4.8	r 0.0	r 23.9	r 752.3	25.5	r 36.9	r 113.0	r 25.8
Other Countries n.i.e	910	2.5	0.4	0.1	0.0	0.0	0.1	4.0	0.8	0.8	1.3	1.4	0.9
Cuba	928	2.0	r 0.0	r 0.0	r 0.0	3.9	r 0.8	r 0.7	r 1.2	r 1.3	r 0.9
Korea, Dem. People's Rep.	954	0.5	r 0.4	r 0.1	r 0.0	r 0.0	r 0.1	0.0	r 0.0	r 0.0	r 0.0	r 0.0
Special Categories	899	229.2	r 52.3	r 80.4	r 105.3	r 72.6	r 129.0	r 0.4
Countries & Areas n.s.	898	89.9	r 31.3	r 25.4	r 7.0	r 3.4	r 2.5	183.5	r 89.1	r 88.3	r 41.5	r 76.2	r 127.2
Memorandum Items													
Africa	605	252.4	20.8	38.5	15.4	21.6	31.0	69.2	7.4	12.9	19.7	18.1	7.8
Middle East	405	325.6	150.0	88.6	145.5	149.3	147.9	141.3	44.2	40.4	42.8	51.7	29.9
European Union	998	1,324.1	217.7	295.9	334.3	257.2	265.8	5,193.6	1,148.5	1,423.7	1,319.6	1,551.3	1,409.6
Export earnings: fuel	080	335.4	130.0	87.9	150.6	126.3	109.1	261.6	122.8	49.8	57.4	68.1	45.5
Export earnings: nonfuel	092	2,629.1	496.1	882.1	801.1	608.8	1,435.2	7,568.1	1,818.0	2,035.6	1,985.0	2,995.2	2,304.6

Czech Republic (935)

In Millions of U.S. Dollars

		Exports (FOB)						Imports (CIF)					
		2016	2017Q1	2017Q2	2017Q3	2017Q4	2018Q1	2016	2017Q1	2017Q2	2017Q3	2017Q4	2018Q1
IFS World		162,604.5	42,507.7	44,168.0	44,379.2	49,492.0	51,551.1	142,990.4	37,306.0	39,372.2	40,565.3	45,172.1	45,801.7
World	001	162,715.3	42,176.4	44,191.8	44,358.2	49,463.2	51,537.2	143,040.4	37,133.0	39,283.1	40,523.2	45,162.6	45,813.0
Advanced Economies	110	129,152.0	33,451.6	34,832.7	34,975.8	38,554.4	40,615.4	102,242.7	26,207.5	27,613.0	28,412.6	31,892.4	32,470.2
Euro Area	163	106,046.3	27,348.7	28,808.7	28,958.8	32,096.5	33,412.8	86,149.1	21,981.3	23,231.0	23,933.0	26,593.5	27,221.8
Austria	122	6,896.9	r 1,837.0	r 1,937.2	r 2,003.0	r 2,174.7	r 2,266.9	5,696.7	r 1,460.6	r 1,553.2	r 1,594.2	r 1,743.0	r 1,822.3
Belgium	124	3,803.2	r 1,029.2	r 1,072.9	r 931.7	r 1,079.5	r 1,212.6	3,376.7	r 836.6	r 923.4	r 969.1	r 1,003.7	r 1,024.8
Cyprus	423	111.5	r 24.6	r 26.8	r 19.8	r 22.0	r 21.9	74.5	r 10.8	r 9.0	r 10.1	r 14.6	r 11.7
Estonia	939	262.0	r 62.7	r 69.3	r 72.2	r 84.1	r 85.9	99.3	r 28.3	r 22.5	r 23.4	r 31.6	r 38.6
Finland	172	853.8	r 225.6	r 252.0	r 250.7	r 288.9	r 297.1	350.0	r 90.7	r 99.8	r 123.7	r 131.9	r 124.6
France	132	8,419.4	r 2,172.5	r 2,318.0	r 2,246.7	r 2,463.0	r 2,636.7	4,521.9	r 1,241.7	r 1,250.0	r 1,280.5	r 1,455.4	r 1,553.5
Germany	134	52,682.4	r 13,788.9	r 14,335.9	r 14,811.2	r 16,139.2	r 16,842.4	43,711.2	r 11,132.5	r 11,811.3	r 12,201.5	r 13,108.8	r 13,547.0
Greece	174	339.2	r 84.7	r 103.1	r 97.1	r 99.4	r 132.2	194.2	r 56.2	r 53.3	r 64.4	r 57.6	r 66.6
Ireland	178	668.5	r 148.3	r 155.4	r 107.1	r 235.6	r 234.8	1,504.9	r 451.1	r 347.3	r 367.1	r 821.6	r 604.7
Italy	136	6,950.6	r 1,727.2	r 1,927.3	r 1,777.2	r 1,929.0	r 2,118.9	5,885.4	r 1,469.1	r 1,612.8	r 1,622.3	r 1,816.4	r 1,859.5
Latvia	941	263.9	r 57.2	r 65.1	r 72.6	r 78.4	r 76.0	141.7	r 37.1	r 43.7	r 42.6	r 50.0	r 51.2
Lithuania	946	510.5	r 145.6	r 160.7	r 189.6	r 197.6	r 166.1	241.2	r 63.2	r 78.1	r 92.9	r 91.3	r 83.6
Luxembourg	137	212.4	r 57.5	r 59.7	r 52.6	r 61.5	r 74.6	276.2	r 57.7	r 70.4	r 72.5	r 86.1	r 81.4
Malta	181	41.8	r 11.4	r 12.9	r 8.8	r 9.3	r 9.5	39.6	r 4.1	r 6.3	r 8.7	r 6.8	r 10.0
Netherlands	138	4,652.4	r 1,154.4	r 1,332.1	r 1,320.3	r 1,492.7	r 1,606.2	7,584.7	r 1,971.0	r 2,049.1	r 2,172.0	r 2,362.6	r 2,506.3
Portugal	182	531.5	r 134.5	r 144.7	r 142.5	r 153.2	r 185.2	334.8	r 81.8	r 89.3	r 90.0	r 90.8	r 99.0
Slovak Republic	936	13,563.1	r 3,158.2	r 3,401.5	r 3,473.1	r 3,965.0	r 3,671.7	9,007.5	r 2,171.1	r 2,255.0	r 2,314.7	r 2,691.4	r 2,689.1
Slovenia	961	704.1	r 213.1	r 190.1	r 202.6	r 240.7	r 259.1	768.7	r 207.2	r 218.6	r 228.9	r 279.7	r 300.9
Spain	184	4,579.4	r 1,316.0	r 1,243.8	r 1,180.1	r 1,382.9	r 1,515.0	2,340.2	r 610.5	r 738.0	r 654.5	r 750.2	r 747.2
Australia	193	428.3	r 125.1	r 111.6	r 95.1	r 90.5	r 104.3	76.9	r 13.4	r 21.3	r 22.3	r 33.4	r 50.6
Canada	156	250.0	r 64.8	r 74.5	r 72.7	r 94.5	r 99.9	143.6	r 41.2	r 35.4	r 50.2	r 59.2	r 82.9
China,P.R.: Hong Kong	532	280.1	r 80.4	r 97.1	r 80.7	r 87.5	r 108.5	1,273.5	r 288.2	r 320.2	r 343.6	r 466.4	r 447.7
China,P.R.: Macao	546	6.5	r 1.2	r 1.6	r 1.1	r 2.7	r 1.0	3.6	r 1.1	r 0.9	r 0.9	r 1.0	r 1.3
Denmark	128	1,624.4	r 431.3	r 437.5	r 434.1	r 446.7	r 473.9	862.1	r 223.1	r 237.5	r 221.5	r 266.5	r 294.1
Iceland	176	60.1	r 15.5	r 19.9	r 13.2	r 15.2	r 15.4	1.8	r 0.3	r 0.1	r 0.3	r 0.1	r 0.1
Israel	436	968.4	r 311.8	r 231.1	r 213.8	r 276.6	r 266.8	146.6	r 43.3	r 39.0	r 36.9	r 43.3	r 49.8
Japan	158	931.0	r 200.0	r 189.0	r 190.7	r 193.9	r 238.4	1,432.0	r 384.6	r 430.9	r 411.3	r 455.0	r 492.5
Korea, Republic of	542	440.5	r 110.0	r 115.9	r 118.2	r 110.7	r 112.5	2,667.9	r 707.4	r 655.4	r 652.5	r 779.6	r 751.8
New Zealand	196	79.2	r 17.5	r 22.2	r 21.2	r 27.2	r 21.8	8.1	r 4.4	r 3.7	r 5.2	r 5.9	r 6.3
Norway	142	724.6	r 201.0	r 192.2	r 177.7	r 209.3	r 242.3	39.3	r 11.9	r 10.0	r 9.2	r 12.9	r 10.8
San Marino	135	1.2	r 0.7	r 0.3	r 0.4	r 0.1	r 0.3	0.2	r 0.0	r 0.0	r 0.1	r 0.0	r 0.1
Singapore	576	242.5	r 58.5	r 65.1	r 111.0	r 81.8	r 71.2	376.9	r 88.9	r 98.1	r 129.0	r 147.8	r 70.9
Sweden	144	2,437.3	r 676.5	r 692.4	r 656.9	r 829.6	r 997.3	1,194.8	r 305.9	r 341.4	r 326.4	r 401.6	r 390.6
Switzerland	146	2,370.3	r 622.2	r 635.9	r 626.5	r 680.6	r 711.9	1,184.6	r 294.5	r 298.8	r 310.3	r 313.8	r 318.5
Taiwan Prov.of China	528	193.7	r 57.9	r 48.6	r 43.6	r 85.4	r 58.6	537.5	r 158.3	r 184.5	r 146.8	r 143.8	r 179.8
United Kingdom	112	8,527.0	r 2,229.7	r 2,154.2	r 2,248.3	r 2,213.9	r 2,648.1	4,060.6	r 1,023.5	r 1,064.8	r 1,176.7	r 1,383.3	r 1,263.1
United States	111	3,540.7	r 899.0	r 935.0	r 911.8	r 1,011.5	r 1,030.4	2,083.7	r 636.1	r 640.1	r 636.4	r 785.2	r 837.6
Emerg. & Dev. Economies	200	33,458.2	8,704.0	9,319.3	9,341.9	10,842.8	10,867.2	39,240.1	10,392.8	10,992.2	11,414.1	12,584.9	12,787.2
Emerg. & Dev. Asia	505	3,315.8	901.8	983.9	957.8	1,096.1	1,070.3	13,000.9	3,344.3	3,240.5	3,800.0	4,260.3	4,113.3
Bangladesh	513	42.8	r 8.6	r 8.1	r 7.4	r 10.6	r 12.4	124.6	r 33.9	r 30.8	r 37.1	r 31.9	r 43.8
Bhutan	514	0.0	r 0.0	r 0.1	0.0	r 0.0
Brunei Darussalam	516	0.3	r 0.1	r 0.1	r 0.0	r 0.1	r 0.1	0.0	r 0.0	r 0.0
Cambodia	522	1.7	r 0.3	r 0.5	r 0.9	r 0.9	r 0.9	35.2	r 10.1	r 7.2	r 7.9	r 7.4	r 10.7
China,P.R.: Mainland	924	1,916.2	r 568.5	r 598.5	r 587.7	r 660.5	r 662.8	10,642.2	r 2,700.9	r 2,614.1	r 3,115.2	r 3,503.4	r 3,346.7
Fiji	819	0.3	r 0.0	r 0.0	r 0.0	r 0.0	r 0.0	0.1	r 0.0	r 0.0	r 0.0	r 0.0	r 0.0
F.T. French Polynesia	887	0.3	r 0.1	r 0.2	r 0.1	r 0.1	r 0.2
F.T. New Caledonia	839	1.9	r 0.1	r 0.4	r 0.1	r 0.4	r 1.0	0.0	r 0.0	r 0.0
India	534	624.1	r 137.0	r 178.0	r 163.1	r 191.4	r 180.9	413.8	r 112.2	r 106.5	r 116.8	r 126.6	r 124.9
Indonesia	536	153.1	r 24.8	r 23.8	r 29.7	r 34.4	r 34.1	152.6	r 42.1	r 50.7	r 51.2	r 53.8	r 38.9
Lao People's Dem.Rep	544	5.9	r 3.1	r 12.9	r 12.0	r 13.4	r 6.9	0.6	r 0.1	r 0.0	r 0.0	r 0.0
Malaysia	548	186.7	r 47.8	r 51.2	r 53.8	r 55.4	r 51.3	491.6	r 137.3	r 147.1	r 176.9	r 212.0	r 201.7
Maldives	556	3.5	r 0.8	r 1.1	r 0.8	r 2.4	r 1.9	0.3	r 0.1	r 0.0	r 0.0
Marshall Islands	867	0.1	r 0.0	r 0.0	r 0.0	0.1	r 0.0	r 0.0
Mongolia	948	12.4	r 3.6	r 3.2	r 3.3	r 4.4	r 2.6	0.2	r 0.0	r 0.1	r 0.1	r 0.0	r 0.0
Myanmar	518	3.5	r 2.2	r 0.9	r 1.4	r 2.1	r 1.1	5.2	r 1.7	r 2.1	r 2.6	r 2.8	r 3.6
Nepal	558	3.6	r 1.1	r 0.8	r 0.4	r 1.2	r 1.8	2.1	r 0.3	r 0.3	r 0.2	r 0.5	r 0.3

Czech Republic (935)

In Millions of U.S. Dollars

		Exports (FOB)						Imports (CIF)					
		2016	2017Q1	2017Q2	2017Q3	2017Q4	2018Q1	2016	2017Q1	2017Q2	2017Q3	2017Q4	2018Q1
Palau	565	0.0	r 0.0	r 0.1
Papua New Guinea	853	1.3	r 0.8	r 1.5	r 2.2	r 1.8	r 2.2	0.0	r 0.1	r 0.9	r 2.3
Philippines	566	99.3	r 26.4	r 28.6	r 24.9	r 31.1	r 31.4	80.9	r 17.2	r 19.7	r 27.2	r 23.2	r 23.5
Samoa	862	0.2	r 0.0	r 0.1	r 0.0	r 0.1	r 0.1	r 0.1
Sri Lanka	524	15.6	r 2.9	r 4.4	r 2.4	r 3.0	r 3.4	20.2	r 5.2	r 5.2	r 6.7	r 5.6	r 5.6
Thailand	578	146.4	r 50.7	r 43.0	r 40.1	r 46.0	r 48.9	839.5	r 225.9	r 190.8	r 198.2	r 230.5	r 242.3
Timor-Leste	537	0.1	r 0.0	r 0.0	r 0.0
Vanuatu	846	1.2	r 0.0
Vietnam	582	94.4	r 17.5	r 25.8	r 26.7	r 36.1	r 26.2	191.5	r 57.0	r 65.1	r 59.7	r 53.9	r 68.9
Asia n.s.	598	0.8	r 5.2	r 1.0	r 0.8	r 0.8	r 0.0	0.1	r 0.0	r 8.5	r 0.0
Europe	170	25,225.3	6,549.9	7,041.0	7,114.8	8,290.6	8,407.0	25,188.2	6,671.5	7,295.7	7,327.4	7,985.0	8,252.5
Emerg. & Dev. Europe	903	20,521.1	5,385.1	5,687.4	5,716.0	6,618.4	6,900.6	21,342.1	5,387.3	5,808.9	5,965.7	6,582.7	6,815.9
Albania	914	51.4	r 8.8	r 11.6	r 16.4	r 15.7	r 14.9	15.3	r 4.3	r 5.4	r 6.1	r 5.8	r 9.9
Bosnia and Herzegovina	963	141.5	r 38.9	r 46.3	r 39.4	r 41.0	r 46.6	54.4	r 11.3	r 19.6	r 24.5	r 31.1	r 28.0
Bulgaria	918	811.1	r 173.7	r 213.0	r 208.9	r 214.9	r 247.1	360.2	r 110.0	r 129.0	r 149.3	r 165.9	r 170.7
Croatia	960	506.2	r 130.7	r 150.4	r 151.7	r 153.1	r 182.9	153.6	r 47.4	r 60.1	r 62.8	r 56.5	r 58.2
Faroe Islands	816	2.0	r 0.5	r 0.4	r 0.6	r 0.6	r 0.4
Gibraltar	823	0.3	r 0.1	r 0.1	r 0.1	r 13.0	r 9.7	0.1	r 0.4	r 0.0	r 1.8	r 0.0	r 2.7
Hungary	944	4,669.0	r 1,199.3	r 1,276.2	r 1,300.0	r 1,445.4	r 1,533.8	3,941.2	r 990.7	r 1,105.1	r 1,164.6	r 1,286.5	r 1,294.2
Kosovo	967	15.1	r 6.2	r 2.6	r 3.0	r 3.8	r 3.1	0.6	r 0.1	r 0.1	r 0.1	r 0.2	r 0.2
Macedonia, FYR	962	119.4	r 30.5	r 29.8	r 32.1	r 36.4	r 33.8	55.0	r 18.2	r 17.8	r 19.9	r 20.7	r 26.7
Montenegro	943	48.1	r 11.2	r 15.2	r 9.7	r 11.3	r 11.9	1.5	r 0.1	r 0.4	r 0.6	r 0.2	r 0.7
Poland	964	9,383.0	r 2,549.0	r 2,645.2	r 2,634.7	r 3,124.1	r 3,195.5	13,804.7	r 3,398.7	r 3,624.6	r 3,691.4	r 4,073.3	r 4,194.0
Romania	968	2,094.9	r 574.5	r 586.2	r 647.0	r 710.3	r 750.1	1,602.4	r 440.6	r 489.8	r 491.6	r 531.1	r 597.0
Serbia, Republic of	942	493.7	r 154.1	r 142.9	r 141.1	r 168.3	r 174.7	286.8	r 77.6	r 70.6	r 75.9	r 97.1	r 124.3
Turkey	186	2,185.2	r 507.9	r 567.4	r 531.3	r 680.4	r 696.3	1,066.1	r 287.8	r 286.4	r 277.1	r 314.3	r 309.3
CIS	901	4,702.3	1,164.3	1,353.3	1,397.6	1,664.2	1,505.7	3,846.1	1,284.2	1,486.8	1,361.7	1,402.3	1,436.7
Armenia	911	21.2	r 4.5	r 7.7	r 13.8	r 12.0	r 16.9	2.5	r 0.3	r 0.5	r 0.9	r 1.1	r 0.6
Azerbaijan, Rep. of	912	108.4	r 23.8	r 31.6	r 16.5	r 14.7	r 22.8	479.8	r 256.0	r 223.5	r 261.8	r 285.2	r 277.3
Belarus	913	193.1	r 42.5	r 50.0	r 57.8	r 75.1	r 71.9	102.3	r 19.4	r 26.1	r 24.7	r 29.1	r 35.8
Georgia	915	79.8	r 16.7	r 16.3	r 24.6	r 27.3	r 21.0	18.3	r 3.6	r 2.5	r 2.6	r 3.2	r 3.6
Kazakhstan	916	179.0	r 37.7	r 51.8	r 53.9	r 74.4	r 37.0	165.5	r 102.3	r 137.4	r 114.2	r 151.0	r 176.5
Kyrgyz Republic	917	6.7	r 1.2	r 9.1	r 3.2	r 2.1	r 2.4	0.4	r 0.0	r 0.4	r 0.0	r 0.0	r 0.5
Moldova	921	48.5	r 13.2	r 16.3	r 16.0	r 21.2	r 20.1	33.0	r 7.4	r 9.2	r 7.9	r 10.0	r 10.2
Russian Federation	922	3,078.3	r 767.9	r 880.5	r 882.9	r 1,004.2	r 956.6	2,337.3	r 716.5	r 871.0	r 747.1	r 682.8	r 682.3
Tajikistan	923	4.4	r 0.5	r 1.1	r 1.8	r 0.8	r 1.6	0.1	r 0.0	r 0.0	r 0.0
Turkmenistan	925	24.6	r 6.0	r 9.7	r 2.1	r 2.3	r 2.7	0.5	r 0.0	r 0.2	r 0.1	r 0.0
Ukraine	926	889.5	r 229.2	r 260.4	r 308.9	r 415.5	r 342.5	703.3	r 178.1	r 214.8	r 200.6	r 238.3	r 249.1
Uzbekistan	927	68.8	r 21.1	r 18.8	r 16.1	r 14.5	r 10.2	3.1	r 0.5	r 1.2	r 1.9	r 1.6	r 0.8
Europe n.s.	884	1.9	r 0.4	r 0.3	r 1.2	r 8.0	r 0.7	0.0	r 0.0	r 0.0	r 0.0	r 0.0	r 0.0
Mid East, N Africa, Pak	440	2,824.8	692.1	684.9	706.3	890.0	772.3	380.8	183.5	264.1	101.5	106.3	171.4
Afghanistan, I.R. of	512	8.5	r 1.4	r 1.3	r 0.3	r 0.4	r 1.2	0.6	r 0.0	r 0.0	r 0.0	r 0.4
Algeria	612	142.8	r 18.1	r 28.9	r 36.6	r 49.1	r 41.9	1.2	r 1.5	r 30.6	r 0.3	r 0.2	r 43.0
Bahrain, Kingdom of	419	21.4	r 7.1	r 5.1	r 6.9	r 6.7	r 7.5	13.8	r 3.7	r 2.7	r 4.1	r 4.5	r 4.5
Djibouti	611	0.4	r 0.1	r 0.2	r 0.0	r 0.2	r 0.0	0.9	r 0.2	r 0.3	r 0.2	r 0.4	r 0.1
Egypt	469	332.2	r 47.5	r 55.1	r 65.8	r 93.5	r 87.0	58.5	r 15.5	r 11.9	r 13.3	r 11.2	r 15.7
Iran, I.R. of	429	59.8	r 18.3	r 21.2	r 19.1	r 17.6	r 20.8	3.3	r 1.0	r 0.9	r 0.5	r 1.6	r 2.0
Iraq	433	127.3	r 32.1	r 13.7	r 9.4	r 6.2	r 12.0	0.0	r 0.0	r 0.0	r 0.2	r 0.0	r 0.0
Jordan	439	57.2	r 11.7	r 14.2	r 24.2	r 8.5	r 10.8	0.5	r 0.0	r 0.1	r 0.0	r 0.1	r 0.0
Kuwait	443	78.0	r 23.2	r 25.2	r 25.3	r 18.5	r 20.2	0.2	r 0.3	r 0.1	r 0.0	r 0.1	r 0.0
Lebanon	446	67.5	r 14.2	r 17.1	r 15.4	r 19.9	r 20.3	1.4	r 0.0	r 0.1	r 0.1	r 0.2	r 0.7
Libya	672	4.0	r 1.3	r 1.6	r 1.7	r 0.9	r 0.8	0.4	r 14.7	r 0.0	r 0.0	r 0.0
Mauritania	682	1.2	r 0.3	r 0.6	r 0.5	r 5.5	r 0.6	r 0.0	r 0.0
Morocco	686	253.7	r 75.8	r 78.0	r 82.6	r 80.4	r 117.9	43.4	r 13.4	r 14.2	r 14.1	r 14.5	r 17.4
Oman	449	94.4	r 31.5	r 12.0	r 18.8	r 20.8	r 11.4	10.4	r 2.7	r 3.1	r 2.9	r 2.8	r 4.0
Pakistan	564	72.8	r 17.9	r 24.3	r 10.5	r 17.4	r 11.8	76.4	r 26.3	r 19.2	r 25.3	r 21.4	r 23.3
Qatar	453	105.4	r 22.0	r 29.9	r 29.2	r 33.3	r 30.4	7.8	r 1.7	r 1.7	r 2.4	r 2.0	r 2.2
Saudi Arabia	456	446.5	r 148.0	r 127.5	r 155.1	r 151.4	r 133.3	39.5	r 75.2	r 3.4	r 3.6	r 4.1	r 3.6
Somalia	726	0.2	r 0.0	r 0.0	r 0.0
Sudan	732	8.6	r 1.3	r 2.5	r 3.0	r 3.3	r 2.4	0.0	r 0.0	r 0.0	r 0.0	r 0.0

Czech Republic (935)

In Millions of U.S. Dollars

		Exports (FOB)						Imports (CIF)					
		2016	2017Q1	2017Q2	2017Q3	2017Q4	2018Q1	2016	2017Q1	2017Q2	2017Q3	2017Q4	2018Q1
Syrian Arab Republic	463	5.0	r 1.4	r 0.8	r 0.9	r 2.2	r 1.8	0.0	r 0.0	r 0.0	r 0.0	r 0.0
Tunisia	744	128.6	r 37.4	r 35.3	r 34.7	r 40.7	r 46.9	63.2	r 15.3	r 16.7	r 18.2	r 19.3	r 26.3
United Arab Emirates	466	793.3	r 173.6	r 189.1	r 163.9	r 310.8	r 192.0	59.1	r 11.9	r 159.0	r 16.4	r 23.9	r 27.9
West Bank and Gaza	487	15.7	r 7.7	r 0.8	r 2.2	r 2.3	r 0.7	r 0.0	r 0.0
Yemen, Republic of	474	0.3	r 0.1	r 0.4	r 0.3	r 0.3	r 0.5
Sub-Saharan Africa	603	764.2	186.0	218.9	181.8	189.5	206.6	204.0	69.9	67.9	56.9	70.8	67.9
Angola	614	16.9	r 3.8	r 3.1	r 1.8	r 0.7	r 0.9	1.1	r 1.0	r 0.0	r 0.0
Benin	638	2.1	r 0.4	r 0.9	r 0.8	r 0.7	r 0.6	0.0	r 0.0	r 0.0
Botswana	616	0.8	r 8.5	r 0.8	r 0.1	r 0.6	r 0.2	0.0	r 0.0	r 0.0
Burkina Faso	748	3.1	r 0.1	r 0.4	r 0.5	r 0.6	r 0.7	0.0	r 0.0	r 0.0	r 0.0
Burundi	618	0.2	r 0.2	r 0.1	r 0.0	r 0.1	r 0.1
Cabo Verde	624	0.2	r 0.0	r 0.0	r 0.0	r 0.1	r 0.0	0.0
Cameroon	622	7.0	r 4.6	r 2.9	r 1.2	r 1.6	r 1.1	5.2	r 0.7	r 1.2	r 1.3	r 0.6	r 1.4
Central African Rep.	626	0.3	r 0.0	r 0.0	0.0
Chad	628	0.3	r 0.0	r 0.1	r 0.1	r 0.1	r 0.1
Congo, Dem. Rep. of	636	4.0	r 0.9	r 0.8	r 1.1	r 0.6	r 0.9	0.0	r 0.0	r 0.3	r 0.1	r 0.5
Congo, Republic of	634	6.8	r 0.4	r 0.6	r 0.6	r 0.8	r 0.5	3.1	r 0.7	r 0.8	r 0.1	r 1.7	r 0.5
Côte d'Ivoire	662	13.7	r 2.6	r 3.2	r 3.7	r 4.0	r 3.9	19.4	r 5.2	r 7.8	r 4.9	r 4.3	r 4.8
Equatorial Guinea	642	0.2	r 0.0	r 0.0	r 0.0	r 0.1	0.7	r 0.3	r 0.2
Ethiopia	644	22.0	r 2.5	r 6.1	r 3.8	r 4.7	r 4.7	1.7	r 0.4	r 0.3	r 0.3	r 0.4	r 0.5
Gabon	646	2.1	r 0.4	r 0.4	r 0.4	r 0.2	r 0.4	0.0	r 1.2	r 0.3	r 0.3
Gambia, The	648	0.1	r 0.0	r 0.0	r 0.2	r 0.0	r 0.0	r 0.0	r 0.0
Ghana	652	23.5	r 8.9	r 5.2	r 4.2	r 3.2	r 6.2	0.4	r 0.1	r 0.4	r 0.5	r 1.4	r 0.5
Guinea	656	2.1	r 0.1	r 0.4	r 0.4	r 0.5	r 1.4	0.0	r 0.0	r 0.1	r 0.0	r 0.0
Kenya	664	22.5	r 4.8	r 22.4	r 5.8	r 6.5	r 6.9	2.4	r 0.3	r 0.3	r 0.2	r 0.2	r 0.4
Lesotho	666	1.5	r 0.0	r 0.0	r 0.0	0.0
Liberia	668	1.6	r 0.0	r 0.4	r 0.2	r 0.0	r 0.3	5.0	r 0.9	r 7.3	r 0.5	r 1.9	r 0.9
Madagascar	674	1.3	r 0.9	r 0.4	r 0.3	r 0.4	r 0.2	0.4	r 0.6	r 0.4	r 0.4	r 0.1	r 0.0
Malawi	676	0.5	r 0.1	r 0.2	r 0.2	r 0.1	r 0.1	5.8	r 1.2	r 1.9	r 2.1	r 0.6	r 0.3
Mali	678	25.4	r 6.4	r 6.6	r 4.6	r 5.5	r 1.7	0.0	r 0.0	r 0.1	r 0.0	r 0.0	r 0.0
Mauritius	684	6.7	r 1.3	r 2.8	r 1.6	r 1.4	r 2.1	12.3	r 2.9	r 2.3	r 1.9	r 2.9	r 2.2
Mozambique	688	0.6	r 0.2	r 0.8	r 0.1	r 0.3	r 0.7	1.1	r 0.1	r 0.2	r 0.0	r 0.0	r 0.1
Namibia	728	2.4	r 0.1	r 1.0	r 0.4	r 0.5	r 0.4	0.2	r 0.0	r 0.1	r 0.2	r 0.0	r 0.0
Niger	692	3.7	r 0.1	r 0.2	r 0.3	r 0.0	r 0.2	0.0
Nigeria	694	42.6	r 11.1	r 12.1	r 16.4	r 11.4	r 11.9	10.2	r 2.5	r 3.7	r 5.3	r 3.9	r 2.1
Rwanda	714	8.7	r 0.8	r 0.2	r 0.9	r 0.4	r 0.4	0.5	r 0.4	r 0.0	r 0.2	r 0.0	r 0.0
São Tomé & Príncipe	716	0.1	r 0.0	r 0.1	r 0.0	0.0	r 0.0	r 0.0
Senegal	722	9.3	r 2.4	r 2.4	r 2.3	r 3.0	r 4.0	0.0	r 0.0	r 0.0	r 0.0	r 0.1
Seychelles	718	1.7	r 0.2	r 0.3	r 0.2	r 0.3	r 0.6	0.0	r 0.0	r 0.0	r 0.0	r 0.0
Sierra Leone	724	0.2	r 0.0	r 0.1	r 0.1	r 0.1	r 0.0	0.3	r 0.1	r 0.4	r 0.7	r 0.4	r 0.0
South Africa	199	473.2	r 117.1	r 134.6	r 121.3	r 132.0	r 148.1	129.4	r 50.6	r 38.6	r 37.2	r 49.8	r 51.7
South Sudan, Rep. of	733	0.1	r 0.0	r 0.0	r 0.0	r 0.3	r 0.2
Swaziland	734	0.1	r 0.0	r 0.0	r 0.0	r 0.1	r 0.0	0.0	r 0.0	r 0.0	r 0.0
Tanzania	738	11.0	r 2.6	r 3.5	r 4.7	r 4.8	r 3.8	4.3	r 0.9	r 1.1	r 0.8	r 1.0	r 0.9
Togo	742	4.7	r 0.9	r 0.9	r 0.8	r 1.3	r 1.1	0.1	r 0.0	r 0.1	r 0.5	r 0.5
Uganda	746	36.7	r 2.5	r 4.7	r 1.8	r 1.9	r 1.5	0.4	r 0.1	r 0.2	r 0.2	r 0.6	r 0.2
Zambia	754	2.5	r 0.5	r 0.2	r 0.5	r 0.6	r 0.2	0.0	r 0.0	r 0.0
Zimbabwe	698	1.7	r 0.2	r 0.2	r 0.3	r 0.2	r 0.5	0.1	r 0.0	r 0.0	r 0.0	r 0.0
Africa n.s.	799	r 0.1
Western Hemisphere	205	1,328.1	374.2	390.7	381.1	376.6	411.0	466.2	123.8	124.1	128.3	162.6	182.1
Anguilla	312	0.0	r 0.0	r 0.1	r 0.1	r 0.0	r 0.1
Antigua and Barbuda	311	0.1	r 0.0	r 0.0	r 0.0	r 0.0	r 0.0
Argentina	213	90.0	r 20.6	r 22.1	r 21.8	r 28.4	r 25.2	88.2	r 20.3	r 19.7	r 13.9	r 15.5	r 16.8
Aruba	314	0.1	r 0.0	r 0.0	r 0.1	r 0.0	r 0.0	r 0.0	r 0.0	r 0.0
Bahamas, The	313	0.1	r 0.0	r 0.0	r 0.0	r 0.7	r 0.0	0.0	r 0.0	r 0.0
Barbados	316	0.2	r 0.0	r 0.1	r 0.0	r 0.1	r 0.0	3.1	r 0.6	r 0.8	r 1.1	r 0.3	r 0.1
Belize	339	3.0	r 0.3	r 0.3	r 0.4	r 0.3	r 0.1	r 0.0
Bolivia	218	5.2	r 1.3	r 2.7	r 6.9	r 2.4	r 2.1	0.2	r 0.2	r 0.0	r 0.1	r 0.0	r 0.1
Brazil	223	260.6	r 59.5	r 69.1	r 77.3	r 75.6	r 90.6	62.7	r 21.6	r 14.8	r 21.6	r 38.7	r 53.8
Chile	228	75.0	r 16.2	r 15.0	r 15.9	r 20.9	r 18.6	13.3	r 2.9	r 5.6	r 4.9	r 6.0	r 4.5

Czech Republic (935)

In Millions of U.S. Dollars

		Exports (FOB)						Imports (CIF)					
		2016	2017Q1	2017Q2	2017Q3	2017Q4	2018Q1	2016	2017Q1	2017Q2	2017Q3	2017Q4	2018Q1
Colombia	233	31.8	r 9.6	r 10.4	r 10.4	r 18.9	r 11.9	3.4	r 0.5	r 0.4	r 0.8	r 1.3	r 1.2
Costa Rica	238	7.1	r 1.8	r 2.2	r 2.3	r 2.0	r 2.4	1.5	r 0.3	r 0.5	r 0.3	r 0.2	r 0.4
Curacao	354	0.2	r 0.0	r 0.4	r 0.1	r 0.0	r 0.1	r 0.0
Dominica	321	0.2	r 0.0	r 0.0	r 0.0	r 0.0	r 0.0
Dominican Republic	243	13.8	r 1.2	r 1.6	r 1.7	r 1.3	r 1.6	1.7	r 0.1	r 0.3	r 0.9	r 1.1	r 2.2
Ecuador	248	13.2	r 2.8	r 2.8	r 3.7	r 6.3	r 4.1	6.8	r 2.6	r 2.0	r 4.4	r 1.3	r 0.8
El Salvador	253	43.4	r 23.0	r 18.6	r 6.7	r 11.6	r 5.5	12.3	r 3.0	r 3.2	r 3.4	r 5.7	r 5.0
Falkland Islands	323	0.1
Greenland	326	0.8	r 0.1	r 0.4	r 0.1	r 0.1	r 0.0
Grenada	328	0.0	r 0.0	r 0.0	r 0.1	r 0.0	r 0.0
Guatemala	258	7.5	r 1.4	r 2.0	r 1.3	r 2.7	r 1.5	0.1	r 0.0	r 0.0	r 0.1	r 0.0	r 0.0
Guyana	336	0.2	r 0.1	r 0.0	r 0.2	r 0.2	0.0	r 0.0	r 0.0
Haiti	263	0.2	r 0.0	r 0.0	r 0.0	r 0.2	r 0.1	0.0	r 0.0
Honduras	268	9.4	r 3.2	r 2.4	r 3.1	r 4.2	r 2.1	2.4	r 1.1	r 0.5	r 0.2	r 0.1	r 0.0
Jamaica	343	5.1	r 0.0	r 0.0	r 0.3	r 0.1	r 0.6	0.1	r 0.0	r 0.0	r 0.0	r 0.0	r 0.0
Mexico	273	693.9	r 215.7	r 223.2	r 211.2	r 179.2	r 222.1	256.5	r 67.1	r 73.4	r 73.5	r 86.4	r 92.9
Nicaragua	278	1.5	r 0.6	r 0.8	r 0.4	r 0.1	r 0.6	0.3	r 0.0	r 0.2	r 0.1	r 0.1	r 0.1
Panama	283	9.1	r 1.9	r 2.7	r 2.6	r 3.7	r 0.7	0.4	r 0.1	r 0.0	r 0.3	r 1.6	r 0.8
Paraguay	288	4.9	r 2.0	r 1.0	r 0.9	r 2.2	r 1.0	0.5	r 0.2	r 0.1	r 0.1	r 0.0	r 0.0
Peru	293	33.7	r 9.4	r 9.2	r 9.6	r 10.1	r 16.2	5.6	r 1.0	r 1.3	r 1.5	r 2.9	r 1.4
Sint Maarten	352	0.1	r 0.0	r 0.0	r 0.0	r 0.2	r 0.1	0.0	r 0.0	r 0.0	r 0.0
St. Kitts and Nevis	361	0.0	r 0.0	r 0.0	r 0.0	r 0.0	r 0.0	1.3	r 0.4	r 0.4	r 0.3	r 0.4	r 0.4
St. Lucia	362	0.1	r 0.0	r 0.0	r 0.0	0.0	r 0.0
Suriname	366	0.7	r 0.1	r 0.3	r 0.1	r 0.3	r 0.5	0.1	r 0.0	r 0.0	r 0.0
Trinidad and Tobago	369	1.6	r 0.3	r 0.2	r 1.1	r 0.0	r 0.2	0.0	r 0.0
Uruguay	298	6.3	r 1.7	r 2.0	r 2.2	r 2.4	r 1.7	4.2	r 1.7	r 0.7	r 0.9	r 0.7	r 1.5
Venezuela, Rep. Bol.	299	5.3	r 1.0	r 0.5	r 0.7	r 0.9	r 0.3	0.0	r 0.0	r 0.0	r 0.0	r 0.0	r 0.0
Western Hem. n.s.	399	3.2	r 0.4	r 0.3	r 0.1	r 1.4	r 0.4	1.4	r 0.0	r 0.0	r 0.0
Other Countries n.i.e	910	17.8	3.2	4.5	3.7	7.0	4.3	2.0	0.7	0.4	0.4	0.8	0.3
Cuba	928	17.8	r 3.2	r 4.5	r 3.7	r 7.0	r 4.3	2.0	r 0.7	r 0.4	r 0.4	r 0.8	r 0.3
Special Categories	899	38.6	r 9.1	r 17.3	r 21.3	r 18.3	r 18.5	0.4
Countries & Areas n.s.	898	48.7	r 8.4	r 17.9	r 15.4	r 40.7	r 31.8	1,555.3	r 532.0	r 677.5	r 696.1	r 684.5	r 555.3
Memorandum Items													
Africa	605	1,299.6	319.0	364.5	339.2	368.4	416.2	312.8	100.2	129.6	89.7	105.2	154.8
Middle East	405	2,208.1	539.7	513.7	538.1	693.0	549.5	194.9	126.9	183.1	43.5	50.5	60.9
European Union	998	136,099.2	35,313.3	36,963.7	37,240.3	41,234.6	43,441.5	112,128.8	28,521.2	30,283.3	31,217.3	34,758.1	35,483.7
Export earnings: fuel	080	5,390.0	1,341.7	1,461.2	1,463.6	1,753.4	1,522.9	3,144.3	1,196.3	1,440.9	1,164.5	1,166.7	1,228.5
Export earnings: nonfuel	092	157,325.3	40,834.7	42,730.6	42,894.5	47,709.9	50,014.3	139,896.2	35,936.7	37,842.2	39,358.7	43,995.9	44,584.4

Denmark (128)

In Millions of U.S. Dollars

		Exports (FOB)						Imports (CIF)					
		2016	2017Q1	2017Q2	2017Q3	2017Q4	2018Q1	2016	2017Q1	2017Q2	2017Q3	2017Q4	2018Q1
IFS World		95,205.5	24,270.4	24,627.1	26,348.9	26,416.4	27,452.5	85,270.3	21,531.0	22,099.4	23,719.1	25,013.9	26,092.5
World	001	95,326.4	24,521.9	24,965.9	26,472.6	26,623.5	27,697.3	85,512.9	21,748.2	22,344.4	23,782.5	25,177.6	26,381.1
Advanced Economies	110	75,578.1	19,450.6	19,627.0	20,747.3	20,826.1	21,870.6	66,576.0	17,017.5	17,572.8	18,394.5	19,567.4	20,803.8
Euro Area	163	36,320.5	8,890.7	9,011.3	9,723.8	9,853.1	10,293.5	41,006.4	10,407.0	10,629.6	10,906.5	11,805.6	12,209.5
Austria	122	649.9	r 165.3	r 176.5	r 194.7	r 205.1	r 237.3	816.0	r 183.7	r 205.5	r 205.3	r 207.2	r 236.6
Belgium	124	1,613.3	r 504.8	r 425.4	r 481.6	r 456.0	r 484.9	2,850.3	r 685.6	r 708.0	r 728.3	r 795.7	r 778.0
Cyprus	423	43.9	r 10.5	r 12.7	r 13.5	r 14.9	r 13.5	12.4	r 2.3	r 4.7	r 4.4	r 4.9	r 4.5
Estonia	939	283.0	r 77.2	r 73.8	r 70.4	r 74.9	r 90.9	346.1	r 113.7	r 85.8	r 86.2	r 124.1	r 124.8
Finland	172	2,219.1	r 561.5	r 598.3	r 647.7	r 570.7	r 582.7	1,061.6	r 311.6	r 267.7	r 295.7	r 338.4	r 369.9
France	132	3,459.4	r 916.6	r 941.8	r 955.9	r 948.5	r 1,083.1	2,656.1	r 663.5	r 756.7	r 737.3	r 727.3	r 783.2
Germany	134	15,553.8	r 3,758.7	r 3,687.7	r 4,190.8	r 4,243.0	r 4,183.5	18,440.8	r 4,715.8	r 4,868.1	r 5,017.3	r 5,209.1	r 5,646.0
Greece	174	450.3	r 124.3	r 149.3	r 127.2	r 126.6	r 135.5	147.8	r 50.0	r 43.6	r 38.9	r 49.4	r 62.5
Ireland	178	1,005.8	r 158.7	r 210.7	r 212.1	r 199.3	r 200.8	1,024.6	r 267.3	r 237.2	r 253.6	r 276.8	r 221.1
Italy	136	2,603.7	r 638.1	r 650.5	r 681.7	r 758.5	r 788.6	3,045.2	r 735.6	r 785.3	r 848.2	r 916.5	r 814.9
Latvia	941	293.9	r 75.2	r 84.0	r 92.6	r 78.7	r 91.6	492.0	r 138.1	r 108.6	r 104.1	r 138.6	r 149.3
Lithuania	946	428.1	r 111.4	r 137.0	r 109.2	r 116.0	r 147.8	518.7	r 139.7	r 133.2	r 155.6	r 186.4	r 194.3
Luxembourg	137	58.8	r 11.3	r 18.2	r 15.3	r 13.8	r 17.6	199.0	r 47.1	r 44.2	r 47.3	r 33.6	r 46.1
Malta	181	62.2	r 28.1	r 9.4	r 9.7	r 13.8	r 8.9	41.4	r 4.2	r 8.2	r 6.7	r 8.5	r 5.6
Netherlands	138	4,813.7	r 1,045.2	r 1,081.7	r 1,159.3	r 1,187.8	r 1,339.1	6,896.7	r 1,715.6	r 1,745.5	r 1,740.7	r 2,075.2	r 2,017.4
Portugal	182	303.0	r 69.6	r 74.9	r 83.8	r 89.4	r 114.8	346.9	r 86.5	r 85.6	r 106.6	r 99.1	r 104.5
Slovak Republic	936	224.9	r 62.9	r 73.2	r 62.1	r 65.2	r 77.3	470.3	r 102.5	r 108.1	r 109.5	r 104.9	r 116.1
Slovenia	961	91.9	r 29.3	r 29.0	r 24.6	r 27.6	r 33.5	240.8	r 66.8	r 80.2	r 78.9	r 79.0	r 86.9
Spain	184	2,161.7	r 542.2	r 576.9	r 591.6	r 663.4	r 662.2	1,399.8	r 377.5	r 353.5	r 342.1	r 430.8	r 448.0
Australia	193	981.4	r 257.3	r 299.0	r 255.6	r 332.9	r 336.2	116.5	r 48.7	r 124.5	r 18.2	r 27.9	r 15.0
Canada	156	582.9	r 209.1	r 234.8	r 222.1	r 186.1	r 206.8	280.3	r 61.3	r 45.8	r 58.0	r 68.0	r 79.5
China,P.R.: Hong Kong	532	501.4	r 168.7	r 147.3	r 184.7	r 126.4	r 120.2	103.9	r 25.5	r 30.9	r 31.7	r 31.5	r 36.4
China,P.R.: Macao	546	2.7	r 1.3	r 1.3	r 0.9	r 0.6	r 0.5	0.7	r 0.0	r 0.2	r 0.2	r 0.0	r 0.0
Czech Republic	935	825.0	r 209.7	r 211.7	r 208.6	r 255.5	r 277.2	1,505.0	r 386.6	r 395.8	r 411.3	r 443.2	r 415.9
Iceland	176	497.4	r 126.6	r 143.4	r 145.1	r 146.3	r 163.5	184.8	r 43.6	r 70.4	r 54.1	r 51.7	r 53.1
Israel	436	220.5	r 64.9	r 53.4	r 54.6	r 52.0	r 55.8	63.5	r 21.2	r 21.3	r 21.0	r 20.9	r 22.6
Japan	158	2,148.5	r 539.0	r 542.1	r 521.3	r 534.9	r 583.9	400.2	r 88.5	r 99.7	r 102.7	r 105.7	r 111.3
Korea, Republic of	542	732.9	r 179.2	r 183.7	r 193.9	r 185.1	r 253.4	358.3	r 88.7	r 432.7	r 458.5	r 256.0	r 816.7
New Zealand	196	121.0	r 30.3	r 35.2	r 47.7	r 36.6	r 32.1	90.9	r 24.0	r 27.3	r 29.2	r 25.1	r 24.2
Norway	142	5,809.1	r 1,501.6	r 1,459.9	r 1,554.4	r 1,642.8	r 1,560.9	4,718.5	r 1,518.4	r 1,327.3	r 1,492.0	r 1,484.7	r 1,830.1
San Marino	135	2.2	r 0.2	r 0.3	r 0.0	r 0.3	r 0.1	0.7	r 0.1	r 0.1	r 0.1	r 0.1	r 0.3
Singapore	576	457.6	r 112.8	r 90.7	r 98.2	r 113.9	r 180.9	530.1	r 16.1	r 22.3	r 359.7	r 193.3	r 278.8
Sweden	144	11,247.3	r 2,978.9	r 2,845.2	r 2,989.1	r 3,140.7	r 3,198.2	10,322.0	r 2,595.3	r 2,568.7	r 2,696.6	r 3,151.7	r 2,982.3
Switzerland	146	819.8	r 202.7	r 196.4	r 204.6	r 217.2	r 228.0	669.4	r 172.3	r 163.7	r 163.1	r 170.2	r 171.2
Taiwan Prov.of China	528	360.7	r 79.3	r 104.4	r 103.2	r 94.0	r 94.2	377.0	r 103.2	r 111.2	r 104.6	r 100.4	r 115.6
United Kingdom	112	6,176.0	r 1,612.1	r 2,326.0	r 2,522.3	r 1,933.1	r 1,932.7	3,524.0	r 851.2	r 874.4	r 910.1	r 1,021.7	r 956.9
United States	111	7,771.2	r 2,286.1	r 1,740.7	r 1,717.1	r 1,974.7	r 2,352.4	2,323.7	r 565.9	r 626.8	r 577.0	r 609.6	r 684.1
Emerg. & Dev. Economies	200	19,087.6	4,924.2	5,169.0	5,567.5	5,558.2	5,597.8	18,923.8	4,727.9	4,771.3	5,387.8	5,606.3	5,560.6
Emerg. & Dev. Asia	505	6,105.0	1,590.0	1,661.0	1,825.6	1,699.6	1,712.0	8,681.9	2,263.8	2,158.2	2,598.8	2,436.7	2,655.7
American Samoa	859	0.7	r 0.6	r 0.6	r 0.3	r 0.0	0.0	r 0.0	r 0.0	r 0.1	r 0.0	r 0.0
Bangladesh	513	89.9	r 27.8	r 26.4	r 20.6	r 27.0	r 24.3	582.5	r 159.7	r 140.1	r 175.0	r 135.2	r 166.8
Bhutan	514	0.5	r 0.2	r 0.1	r 0.0	r 0.1	r 0.0	0.0
Brunei Darussalam	516	1.7	r 3.0	r 0.4	r 0.7	r 0.8	r 0.6	0.1	r 0.2	r 0.0	r 0.0	r 0.0
Cambodia	522	120.9	r 63.1	r 56.5	r 70.6	r 9.5	r 64.0	86.8	r 33.8	r 25.7	r 44.9	r 27.6	r 46.7
China,P.R.: Mainland	924	4,213.6	r 1,054.1	r 1,116.9	r 1,235.4	r 1,111.8	r 1,109.9	6,203.8	r 1,575.2	r 1,502.8	r 1,797.6	r 1,734.4	r 1,839.8
Fiji	819	1.7	r 2.6	r 0.4	r 0.4	r 0.5	r 0.3	0.0	r 0.1	r 0.0	r 0.0	r 0.0	r 0.0
F.T. French Polynesia	887	3.0	r 0.7	r 0.8	r 0.6	r 0.7	r 0.9	0.7	r 0.1	r 0.1	r 0.1	r 0.3	r 0.5
F.T. New Caledonia	839	6.9	r 1.7	r 1.6	r 1.6	r 1.8	r 2.2	0.1	r 0.0	r 0.0	r 0.1	r 0.0	r 0.0
Guam	829	5.4	r 0.9	r 1.0	r 1.1	r 0.9	r 1.2	0.0	r 0.0	r 0.0	r 0.0
India	534	424.0	r 100.0	r 110.3	r 115.0	r 149.5	r 155.8	664.6	r 181.1	r 172.9	r 214.6	r 175.9	r 219.1
Indonesia	536	135.6	r 32.2	r 44.0	r 49.1	r 97.3	r 40.9	207.6	r 56.9	r 62.7	r 59.5	r 56.9	r 74.0
Kiribati	826	0.9	r 0.5	r 0.3	r 0.3	r 0.3	r 0.4	0.0	r 0.0
Lao People's Dem.Rep	544	1.3	r 0.4	r 0.3	r 0.4	r 0.3	r 0.4	15.0	r 4.6	r 4.0	r 4.9	r 5.0	r 5.4
Malaysia	548	199.1	r 43.7	r 50.0	r 60.2	r 57.7	r 60.3	177.5	r 45.5	r 43.4	r 45.3	r 43.8	r 53.4
Maldives	556	8.5	r 1.4	r 1.5	r 1.4	r 1.3	r 1.4	0.1	r 0.0	r 0.0	r 0.0	r 0.0	r 0.0
Marshall Islands	867	8.5	r 0.6	r 1.8	r 0.2	r 0.4	r 0.6	0.0	r 0.0	r 5.0	r 0.0

Denmark (128)

In Millions of U.S. Dollars

		Exports (FOB)						Imports (CIF)					
		2016	2017Q1	2017Q2	2017Q3	2017Q4	2018Q1	2016	2017Q1	2017Q2	2017Q3	2017Q4	2018Q1
Mongolia	948	4.1	r 0.5	r 0.5	r 2.4	r 1.9	r 0.8	0.3	r 0.5	r 1.0	r 0.0	r 0.0	r 0.0
Myanmar	518	7.0	r 1.1	r 1.0	r 1.8	r 2.2	r 2.5	24.0	r 14.0	r 4.0	r 33.5	r 25.0	r 31.4
Nepal	558	3.4	r 2.2	r 2.2	r 1.6	r 1.5	r 2.2	3.9	r 0.9	r 0.9	r 1.1	r 1.1	r 1.2
Palau	565	0.0	r 0.0	r 0.0	r 0.0	r 0.1	0.0	r 0.0
Papua New Guinea	853	8.4	r 1.9	r 2.9	r 1.6	r 1.7	r 2.1	0.6	r 0.4	r 0.1	r 0.2	r 0.2	r 0.1
Philippines	566	137.4	r 37.4	r 40.7	r 48.6	r 43.1	r 49.1	49.2	r 12.3	r 11.2	r 18.3	r 13.8	r 13.7
Samoa	862	0.2	r 0.0	r 0.1	r 0.0	r 0.2	0.0	r 0.0	r 0.3	r 0.0	r 0.0
Solomon Islands	813	0.2	r 0.5	r 0.0	r 0.1	r 0.5	r 0.2	r 0.0	r 0.0
Sri Lanka	524	37.9	r 9.7	r 7.9	r 10.1	r 12.1	r 11.9	25.5	r 8.1	r 9.2	r 8.2	r 7.4	r 7.4
Thailand	578	267.9	r 106.2	r 94.0	r 99.7	r 70.2	r 102.6	354.2	r 90.0	r 95.9	r 103.2	r 99.8	r 93.1
Timor-Leste	537	0.4	r 0.0	r 0.2	r 0.0	r 0.1	r 0.0	0.0	r 0.0
Tonga	866	0.1	r 0.0	r 0.0	r 0.1	r 0.0	r 0.0
Vietnam	582	413.7	r 96.6	r 98.3	r 101.1	r 106.1	r 76.7	285.2	r 80.3	r 84.1	r 91.9	r 105.2	r 102.9
Asia n.s.	598	2.1	r 0.4	r 0.4	r 0.4	r 0.2	r 0.1	0.0	r 0.0	r 0.0	r 0.0	r 0.0	r 0.0
Europe	170	6,737.8	1,708.0	1,845.1	1,991.3	1,961.6	2,068.3	7,592.7	1,914.7	1,998.6	2,116.7	2,385.9	2,279.3
Emerg. & Dev. Europe	903	5,505.1	1,400.6	1,499.8	1,610.8	1,572.5	1,708.7	5,906.4	1,498.8	1,566.8	1,562.5	1,790.5	1,805.0
Albania	914	8.1	r 5.2	r 9.4	r 5.4	r 5.9	r 5.7	1.0	r 0.6	r 0.7	r 0.2	r 0.4	r 0.2
Bosnia and Herzegovina	963	15.7	r 3.7	r 4.2	r 3.9	r 6.0	r 6.1	8.7	r 1.8	r 2.3	r 2.5	r 3.5	r 3.0
Bulgaria	918	116.5	r 38.7	r 28.5	r 36.1	r 33.5	r 40.9	129.9	r 32.9	r 36.5	r 39.6	r 40.0	r 43.0
Croatia	960	118.0	r 49.7	r 78.1	r 39.1	r 31.5	r 36.3	36.3	r 8.4	r 8.2	r 8.7	r 22.4	r 11.4
Faroe Islands	816	492.1	r 144.9	r 145.7	r 157.1	r 156.6	r 161.8	279.9	r 66.3	r 79.5	r 73.5	r 77.8	r 64.6
Gibraltar	823	3.9	r 0.8	r 1.5	r 0.7	r 0.7	r 0.5	0.2	r 0.4	r 0.0	r 0.0	r 0.0	r 0.0
Hungary	944	624.0	r 167.1	r 150.4	r 169.0	r 164.2	r 205.1	734.6	r 205.5	r 209.5	r 203.5	r 210.8	r 212.0
Kosovo	967	6.7	r 2.4	r 1.4	r 2.0	r 1.3	r 1.2	0.2	r 0.0	r 0.1	r 0.0	r 0.0	r 0.0
Macedonia, FYR	962	15.4	r 3.2	r 2.9	r 5.9	r 3.0	r 2.6	5.2	r 2.8	r 1.9	r 1.7	r 1.9	r 2.1
Montenegro	943	4.4	r 0.6	r 0.8	r 1.3	r 1.2	r 1.3	0.1	r 0.0	r 0.0	r 0.0	r 0.0	r 0.0
Poland	964	2,762.3	r 687.4	r 772.7	r 801.3	r 817.9	r 832.1	3,348.0	r 890.4	r 903.6	r 904.7	r 1,052.5	r 1,089.6
Romania	968	269.1	r 73.2	r 85.4	r 97.3	r 89.8	r 110.4	358.8	r 62.3	r 67.9	r 66.9	r 68.6	r 81.1
Serbia, Republic of	942	134.7	r 31.5	r 27.4	r 38.2	r 37.4	r 42.2	50.1	r 12.9	r 12.6	r 16.2	r 15.0	r 16.4
Turkey	186	934.2	r 192.3	r 191.5	r 253.4	r 223.3	r 262.4	953.4	r 214.5	r 244.1	r 244.9	r 297.5	r 281.6
CIS	901	1,231.7	307.1	345.0	380.1	388.8	359.3	1,686.3	415.9	431.8	554.2	595.4	474.3
Armenia	911	5.1	r 0.9	r 2.4	r 1.1	r 1.1	r 2.7	0.2	r 0.1	r 0.3	r 0.4	r 0.2	r 0.1
Azerbaijan, Rep. of	912	27.2	r 3.3	r 4.6	r 4.2	r 3.0	r 4.9	2.2	r 0.4	r 0.5	r 0.4	r 0.3	r 0.0
Belarus	913	55.8	r 21.6	r 14.2	r 20.7	r 21.2	r 16.7	12.8	r 2.3	r 9.7	r 2.8	r 3.8	r 15.2
Georgia	915	17.5	r 2.2	r 3.1	r 4.0	r 2.7	r 3.7	1.1	r 0.1	r 0.1	r 0.1	r 1.1	r 0.2
Kazakhstan	916	34.0	r 8.4	r 20.3	r 9.6	r 13.1	r 7.3	30.0	r 4.9	r 5.6	r 4.5	r 3.3	r 2.3
Kyrgyz Republic	917	6.6	r 0.4	r 0.8	r 0.9	r 1.5	r 0.8	0.1	r 0.0	r 0.0	r 0.0	r 0.1	r 0.0
Moldova	921	9.9	r 2.9	r 2.7	r 3.7	r 3.1	r 3.4	1.2	r 0.6	r 0.1	r 0.5	r 0.4	r 0.7
Russian Federation	922	806.5	r 203.3	r 214.5	r 248.1	r 263.7	r 246.4	1,518.5	r 375.4	r 380.6	r 511.9	r 550.0	r 414.1
Tajikistan	923	0.8	r 0.3	r 0.1	r 0.2	r 0.3	r 0.3	0.0	r 0.0
Turkmenistan	925	4.9	r 1.3	r 6.3	r 17.0	r 1.0	r 0.5	0.0	r 0.0
Ukraine	926	252.2	r 60.2	r 73.2	r 67.8	r 75.1	r 67.5	118.7	r 32.2	r 34.6	r 33.3	r 36.2	r 41.6
Uzbekistan	927	11.2	r 2.2	r 2.8	r 2.9	r 2.9	r 5.2	1.3	r 0.0	r 0.2	r 0.4	r 0.0	r 0.0
Europe n.s.	884	1.0	r 0.3	r 0.2	r 0.4	r 0.4	r 0.3	0.0	r 0.0	r 0.0	r 0.0	r 0.0	r 0.0
Mid East, N Africa, Pak	440	2,938.3	791.5	744.8	833.1	931.8	813.5	485.6	113.6	90.8	120.0	209.1	155.6
Afghanistan, I.R. of	512	7.7	r 2.8	r 3.6	r 2.1	r 3.7	r 2.8	0.2	r 0.0	r 0.0	r 0.0	r 0.1	r 0.0
Algeria	612	199.5	r 55.4	r 43.9	r 52.1	r 112.9	r 24.9	34.3	r 0.7	r 16.3	r 0.1	r 0.0	r 0.1
Bahrain, Kingdom of	419	38.4	r 8.7	r 10.6	r 8.4	r 9.5	r 11.8	1.9	r 0.5	r 0.2	r 0.5	r 0.5	r 0.4
Djibouti	611	7.2	r 2.0	r 1.7	r 1.4	r 1.3	r 2.3	0.2	r 0.0	r 0.0	r 0.1
Egypt	469	327.5	r 57.2	r 64.1	r 55.8	r 57.0	r 48.9	18.1	r 3.0	r 11.9	r 5.2	r 3.6	r 4.5
Iran, I.R. of	429	282.4	r 56.7	r 82.2	r 149.3	r 56.9	r 63.2	8.0	r 2.0	r 1.9	r 2.2	r 5.1	r 2.4
Iraq	433	48.7	r 10.2	r 28.4	r 8.4	r 15.5	r 12.1	0.2	r 0.0	r 0.0	r 0.0	r 0.0	r 0.0
Jordan	439	67.6	r 16.4	r 15.0	r 12.9	r 20.3	r 21.0	3.2	r 0.7	r 0.7	r 1.0	r 0.3	r 0.3
Kuwait	443	96.7	r 30.1	r 29.1	r 22.2	r 35.0	r 30.6	4.1	r 0.1	r 0.2	r 0.0	r 0.0	r 0.3
Lebanon	446	118.7	r 29.0	r 27.5	r 21.7	r 26.7	r 34.9	3.1	r 0.6	r 0.9	r 0.9	r 0.4	r 0.6
Libya	672	39.4	r 7.7	r 7.4	r 11.3	r 6.3	r 14.0	0.1	r 0.0	r 0.0	r 0.0	r 49.0	r 0.0
Mauritania	682	3.5	r 2.8	r 1.8	r 1.2	r 2.5	r 1.6	21.1	r 0.0	r 5.1	r 3.7
Morocco	686	81.9	r 32.8	r 16.8	r 72.0	r 112.8	r 32.8	16.4	r 2.5	r 3.4	r 4.1	r 3.6	r 8.0
Oman	449	113.9	r 28.3	r 27.7	r 35.3	r 33.4	r 32.9	10.3	r 1.6	r 1.9	r 1.5	r 1.5	r 2.3
Pakistan	564	120.9	r 27.5	r 21.4	r 24.0	r 26.7	r 36.7	132.3	r 38.4	r 35.9	r 41.5	r 32.6	r 45.4

Denmark (128)

In Millions of U.S. Dollars

		Exports (FOB)						Imports (CIF)					
		2016	2017Q1	2017Q2	2017Q3	2017Q4	2018Q1	2016	2017Q1	2017Q2	2017Q3	2017Q4	2018Q1
Qatar	453	88.7	r 28.1	r 26.6	r 25.0	r 31.5	r 34.6	162.2	r 25.7	r 2.6	r 47.0	r 59.5	r 30.1
Saudi Arabia	456	728.0	r 225.4	r 173.2	r 158.4	r 208.8	r 259.6	8.7	r 1.3	r 2.7	r 7.1	r 31.2	r 7.3
Somalia	726	2.4	r 1.2	r 0.8	r 1.4	r 2.0	r 1.6	r 0.0	r 0.0
Sudan	732	15.0	r 3.9	r 5.0	r 4.8	r 7.6	r 1.3	0.0	r 0.0	r 0.0	r 0.0	r 0.0	r 0.0
Syrian Arab Republic	463	7.9	r 3.9	r 2.2	r 3.1	r 3.2	r 4.2	0.3	r 0.0	r 0.1	r 0.0	r 0.0	r 0.2
Tunisia	744	31.6	r 7.1	r 11.2	r 6.5	r 11.5	r 10.4	9.2	r 2.9	r 1.1	r 2.8	r 4.3	r 5.6
United Arab Emirates	466	462.5	r 139.8	r 135.8	r 142.0	r 133.0	r 121.1	51.8	r 33.5	r 11.0	r 5.8	r 12.0	r 44.4
West Bank and Gaza	487	4.8	r 1.4	r 1.0	r 0.6	r 1.0	r 1.8	0.0	r 0.0	r 0.2	r 0.0
Yemen, Republic of	474	43.4	r 13.3	r 7.8	r 13.2	r 12.6	r 8.4
Sub-Saharan Africa	603	700.3	243.8	259.1	233.2	191.4	220.9	321.6	71.0	110.5	72.0	90.9	65.3
Angola	614	13.2	r 2.8	r 2.4	r 2.4	r 3.0	r 4.6	38.8	r 0.1	r 0.0	r 0.0	r 0.1
Benin	638	1.6	r 0.4	r 0.3	r 0.4	r 0.6	r 1.0	13.7	r 0.0	r 5.2	r 9.6	r 5.1	r 3.6
Botswana	616	0.4	r 0.4	r 0.0	r 0.0	r 0.0	r 0.1	0.0	r 0.0	r 0.0	r 0.0	r 0.0
Burkina Faso	748	3.7	r 0.6	r 1.6	r 2.1	r 1.4	r 3.1	0.1	r 1.1	r 4.2	r 5.2	r 16.9	r 10.8
Burundi	618	1.2	r 0.4	r 0.0	r 1.1	r 0.4	r 0.7	0.0	r 0.1
Cabo Verde	624	2.1	r 1.1	r 0.7	r 0.1	r 0.1	r 0.2	0.1	r 0.0	r 0.0
Cameroon	622	4.7	r 1.0	r 0.9	r 1.3	r 1.2	r 1.6	1.2	r 0.3	r 0.2	r 0.2	r 0.4	r 0.0
Central African Rep.	626	3.4	r 0.7	r 0.7	r 0.6	r 1.4	r 0.4	0.2	r 0.0
Chad	628	2.8	r 0.7	r 0.2	r 0.7	r 0.3	r 1.3	0.0	r 0.0
Comoros	632	0.1	r 0.0	r 0.0	r 0.0	r 0.3	r 0.0	r 0.0
Congo, Dem. Rep. of	636	3.6	r 1.5	r 1.0	r 0.5	r 0.9	r 1.5	0.5	r 0.0	r 0.0	r 0.0	r 0.0	r 0.0
Congo, Republic of	634	9.7	r 2.2	r 2.3	r 2.0	r 1.4	r 2.7	4.9	r 0.6	r 0.6	r 0.8	r 1.2	r 0.6
Côte d'Ivoire	662	7.0	r 7.7	r 2.2	r 3.0	r 2.3	r 2.7	17.7	r 3.7	r 0.2	r 2.8	r 0.2	r 4.4
Equatorial Guinea	642	3.2	r 1.0	r 0.7	r 0.9	r 0.8	r 1.0	0.0	r 0.0
Eritrea	643	2.0	r 0.3	r 0.1	r 0.0	r 0.3	r 0.3	0.1	r 0.0	r 0.0	r 0.0	r 0.0
Ethiopia	644	19.0	r 4.1	r 5.9	r 3.8	r 3.1	r 3.8	1.1	r 0.2	r 0.4	r 0.6	r 1.1	r 0.2
Gabon	646	3.8	r 1.0	r 0.1	r 0.8	r 1.0	r 0.4	0.4	r 0.1	r 0.1	r 0.1	r 0.2	r 0.0
Gambia, The	648	2.8	r 0.9	r 0.9	r 1.3	r 1.0	r 1.1	0.1	r 0.1	r 0.0	r 0.0
Ghana	652	38.6	r 52.8	r 92.7	r 64.4	r 11.8	r 44.0	44.3	r 5.4	r 7.5	r 0.6	r 14.2	r 10.7
Guinea	656	11.0	r 1.4	r 2.0	r 3.3	r 1.6	r 2.5	0.0	r 0.0	r 0.0
Guinea-Bissau	654	0.7	r 0.3	r 0.2	r 0.2	r 0.2	r 0.2	0.0	r 0.0	r 0.0
Kenya	664	30.5	r 7.2	r 6.7	r 8.1	r 7.2	r 8.3	3.3	r 1.3	r 1.0	r 1.1	r 1.5	r 1.2
Lesotho	666	0.1	r 0.1	r 0.0	r 0.0	r 0.1	r 0.0	r 0.0
Liberia	668	4.8	r 2.8	r 1.0	r 1.3	r 1.7	r 1.9	0.1	r 0.0	r 0.0	r 0.1	r 0.0	r 0.0
Madagascar	674	4.0	r 1.0	r 0.7	r 0.9	r 2.6	r 1.2	0.9	r 0.2	r 0.4	r 0.3	r 1.0	r 0.4
Malawi	676	3.2	r 0.7	r 0.4	r 0.8	r 0.6	r 0.4	4.7	r 3.2	r 1.8	r 0.0	r 0.8	r 5.1
Mali	678	7.7	r 1.0	r 1.1	r 1.7	r 6.4	r 1.9	3.0	r 0.0	r 3.8	r 0.1	r 4.0
Mauritius	684	14.7	r 4.8	r 3.3	r 3.3	r 3.5	r 2.3	5.2	r 1.4	r 0.9	r 4.7	r 2.1	r 2.2
Mozambique	688	14.4	r 0.5	r 0.4	r 0.6	r 2.3	r 0.5	1.0	r 1.2	r 2.0	r 0.1	r 0.0	r 0.2
Namibia	728	9.6	r 1.8	r 1.3	r 4.0	r 1.5	r 1.7	4.4	r 2.2	r 0.2	r 0.3	r 0.2	r 2.1
Niger	692	3.7	r 0.7	r 1.1	r 0.6	r 0.6	r 0.6	0.0	r 0.0	r 0.2	r 0.0
Nigeria	694	89.8	r 15.7	r 23.1	r 21.9	r 27.7	r 27.7	48.6	r 0.1	r 52.8	r 0.0	r 0.1	r 0.2
Rwanda	714	1.6	r 0.6	r 0.2	r 0.3	r 0.5	r 0.4	0.4	r 0.2	r 0.0	r 0.0	r 0.0	r 0.0
São Tomé & Príncipe	716	0.3	r 0.1	r 0.0	r 0.0	r 0.3	r 0.1	0.0
Senegal	722	8.9	r 1.9	r 3.1	r 4.3	r 7.2	r 4.4	4.4	r 0.2	r 1.0	r 1.6	r 0.3	r 0.1
Seychelles	718	3.3	r 1.2	r 1.0	r 1.8	r 0.6	r 0.7	8.4	r 1.9	r 2.5	r 1.3	r 3.3	r 0.9
Sierra Leone	724	3.0	r 0.5	r 0.5	r 0.7	r 0.8	r 0.5	0.1	r 0.0	r 0.0	r 0.0	r 0.0	r 0.0
South Africa	199	329.5	r 112.7	r 90.3	r 82.4	r 81.8	r 83.7	103.4	r 44.3	r 22.9	r 40.5	r 36.7	r 18.9
South Sudan, Rep. of	733	4.5	r 0.9	r 1.1	r 0.7	r 1.1	r 0.6	0.0	r 0.0	r 0.0	r 0.0	r 0.0	r 0.0
Swaziland	734	0.3	r 0.1	r 0.1	r 0.0	r 0.2	r 0.1	0.4	r 0.1	r 0.1	r 0.1	r 0.0	r 0.0
Tanzania	738	12.0	r 2.5	r 2.3	r 3.8	r 3.6	r 2.7	4.7	r 2.3	r 1.8	r 1.0	r 0.8	r 1.5
Togo	742	3.8	r 1.2	r 0.7	r 1.1	r 1.1	r 1.0	0.0	r 0.0	r 0.1	r 0.2	r 0.0
Uganda	746	10.2	r 2.4	r 2.6	r 3.0	r 4.4	r 2.2	1.9	r 0.1	r 0.5	r 0.4	r 0.3	r 0.5
Zambia	754	2.4	r 1.1	r 2.0	r 1.9	r 0.9	r 0.6	3.4	r 0.7	r 0.1	r 0.0	r 0.0	r 1.0
Zimbabwe	698	3.6	r 1.2	r 1.0	r 0.9	r 1.3	r 4.1	0.2	r 0.0	r 0.0	r 0.0	r 0.2	r 0.7
Africa n.s.	799	0.2	r 0.0
Western Hemisphere	205	2,606.3	590.8	659.1	684.2	773.8	783.1	1,842.0	364.7	413.3	480.3	483.6	404.8
Anguilla	312	0.2	r 0.0	r 0.1	r 0.0	r 0.1	r 0.1	0.0	r 0.0	r 0.0
Antigua and Barbuda	311	1.3	r 0.4	r 0.1	r 0.4	r 0.4	r 0.5	0.3	r 0.1	r 0.0	r 0.0	r 0.1	r 0.0
Argentina	213	202.5	r 60.7	r 62.3	r 57.8	r 74.9	r 94.8	267.5	r 61.8	r 60.6	r 71.6	r 64.4	r 56.8

Denmark (128)

In Millions of U.S. Dollars

		Exports (FOB)						Imports (CIF)					
		2016	2017Q1	2017Q2	2017Q3	2017Q4	2018Q1	2016	2017Q1	2017Q2	2017Q3	2017Q4	2018Q1
Aruba	314	4.0	r 0.4	r 1.2	r 1.4	r 0.9	r 0.6	0.5	r 0.0	r 0.0	r 0.0	r 0.0
Bahamas, The	313	11.2	r 2.8	r 3.3	r 3.9	r 3.3	r 2.6	0.3	r 0.1	r 0.0	r 0.1	r 0.0	r 0.0
Barbados	316	5.4	r 1.2	r 2.6	r 0.8	r 1.5	r 1.2	0.8	r 0.0	r 0.4	r 0.3	r 0.1	r 0.1
Belize	339	5.4	r 0.9	r 0.8	r 0.9	r 1.1	r 0.5	0.1	r 0.0	r 0.0	r 0.0	r 1.1
Bermuda	319	3.0	r 0.7	r 0.9	r 1.1	r 0.4	r 1.1	0.4	r 0.0	r 0.0	r 0.1	r 0.0	r 0.0
Bolivia	218	17.0	r 1.9	r 3.1	r 2.8	r 4.8	r 7.1	22.6	r 0.5	r 0.5	r 0.7	r 8.7	r 0.7
Brazil	223	561.7	r 136.8	r 148.6	r 149.4	r 230.9	r 203.0	296.3	r 102.3	r 79.2	r 95.1	r 100.5	r 110.4
Chile	228	238.2	r 44.8	r 39.0	r 42.7	r 48.1	r 57.9	161.9	r 35.9	r 35.7	r 44.8	r 34.4	r 36.0
Colombia	233	101.8	r 20.7	r 20.1	r 31.2	r 28.6	r 28.3	42.1	r 18.0	r 12.7	r 6.0	r 20.0	r 7.8
Costa Rica	238	21.3	r 4.2	r 5.4	r 7.3	r 6.6	r 3.2	2.2	r 0.8	r 0.7	r 0.8	r 1.1	r 1.5
Curacao	354	5.0	r 6.8	r 1.1	r 0.7	r 1.2	r 0.9	0.1	r 0.0	r 0.1	r 1.1	r 0.0	r 0.0
Dominica	321	0.6	r 0.3	r 0.0	r 0.1	r 0.0	r 0.1	0.0	r 0.0	r 0.0	r 0.0	r 0.0
Dominican Republic	243	89.5	r 21.9	r 18.4	r 22.8	r 28.6	r 19.8	10.6	r 1.9	r 1.9	r 1.6	r 1.8	r 2.6
Ecuador	248	29.9	r 9.7	r 8.1	r 5.9	r 7.1	r 6.7	20.6	r 4.6	r 6.4	r 3.6	r 4.3	r 4.2
El Salvador	253	10.4	r 3.2	r 2.1	r 2.8	r 5.5	r 3.1	0.2	r 0.1	r 0.0	r 0.1	r 0.0	r 0.0
Falkland Islands	323	0.1	r 0.1	r 0.0	r 0.0	r 0.0	0.2	r 0.0	r 0.0	r 0.1	r 0.0	r 0.1
Greenland	326	464.6	r 88.1	r 121.7	r 138.1	r 139.2	r 97.3	525.1	r 81.5	r 109.1	r 176.6	r 175.9	r 110.5
Grenada	328	1.2	r 0.2	r 0.1	r 0.4	r 0.4	r 0.3	0.0	r 0.0	r 0.0
Guatemala	258	11.3	r 3.3	r 3.6	r 4.0	r 5.4	r 4.0	2.5	r 0.7	r 0.4	r 0.3	r 0.6	r 0.3
Guyana	336	2.0	r 1.1	r 0.4	r 1.6	r 0.7	r 0.9	0.9	r 0.1	r 0.1	r 0.0	r 0.1	r 0.1
Haiti	263	2.8	r 0.6	r 0.4	r 0.4	r 0.3	r 0.4	0.0	r 0.0	r 0.1	r 0.0	r 0.0	r 0.0
Honduras	268	8.5	r 2.0	r 3.0	r 2.8	r 3.2	r 2.2	4.6	r 0.5	r 1.9	r 1.5	r 0.2	r 0.9
Jamaica	343	7.3	r 1.7	r 1.3	r 1.5	r 1.5	r 1.4	0.2	r 0.1	r 0.0	r 0.1	r 0.1	r 0.0
Mexico	273	521.6	r 119.3	r 116.0	r 136.3	r 117.1	r 169.7	131.6	r 32.0	r 37.8	r 44.2	r 41.1	r 39.6
Montserrat	351	0.1	r 0.0	r 0.0	r 0.0	r 0.0	0.0	r 0.0	r 0.0
Nicaragua	278	4.3	r 0.8	r 0.8	r 2.6	r 1.1	r 0.9	1.3	r 0.1	r 0.4	r 0.6	r 0.2	r 0.3
Panama	283	78.7	r 17.7	r 16.9	r 21.9	r 19.8	r 22.9	184.9	r 1.0	r 2.8	r 5.3	r 3.2	r 1.2
Paraguay	288	7.1	r 1.6	r 1.6	r 0.8	r 1.9	r 1.3	51.7	r 0.0	r 10.7	r 0.2	r 6.7	r 7.6
Peru	293	55.0	r 11.2	r 10.6	r 14.0	r 12.5	r 10.8	90.1	r 20.3	r 19.8	r 20.0	r 17.3	r 11.2
Sint Maarten	352	1.9	r 0.5	r 0.5	r 0.9	r 0.7	r 0.4	0.0	r 0.0	r 0.0	r 0.0	r 0.0	r 0.0
St. Kitts and Nevis	361	1.0	r 0.2	r 0.2	r 0.3	r 0.2	r 0.4	1.5	r 0.4	r 0.4	r 0.3	r 0.6	r 0.4
St. Lucia	362	0.5	r 0.2	r 0.1	r 0.2	r 0.2	r 0.0	0.1	r 0.0	r 0.0	r 0.0	r 0.0
St. Vincent & Grens.	364	1.7	r 0.3	r 0.5	r 0.3	r 0.5	r 0.5	0.0	r 0.0	r 0.0	r 0.0
Suriname	366	2.8	r 0.9	r 0.1	r 0.3	r 0.8	r 0.2	0.1	r 0.1	r 0.0	r 0.0	r 0.0	r 0.6
Trinidad and Tobago	369	10.2	r 2.6	r 3.1	r 3.1	r 3.8	r 4.4	0.3	r 0.0	r 0.0	r 0.5	r 0.1	r 0.0
Uruguay	298	93.9	r 18.4	r 21.8	r 19.7	r 18.1	r 20.8	6.4	r 1.8	r 23.1	r 4.3	r 2.2	r 10.8
Venezuela, Rep. Bol.	299	15.9	r 2.8	r 3.9	r 2.7	r 2.2	r 2.3	13.1	r 0.0	r 8.4	r 0.1	r 0.0	r 0.0
Western Hem. n.s.	399	5.1	r 0.1	r 35.5	r 0.2	r 0.4	r 10.5	0.8	r 0.0	r 0.0	r 0.0	r 0.0
Other Countries n.i.e	910	26.5	5.0	3.2	5.9	10.3	7.5	0.5	0.2	0.1	0.0	0.0	0.1
Cuba	928	23.5	r 3.4	r 3.1	r 5.4	r 10.3	r 7.5	0.4	r 0.1	r 0.1	r 0.0	r 0.0	r 0.1
Korea, Dem. People's Rep.	954	3.0	r 1.5	r 0.0	r 0.6	r 0.0	0.1	r 0.0	r 0.0	r 0.0	r 0.0	r 0.0
Special Categories	899	630.8	r 0.0	r 0.2	r 11.8	r 74.5	r 74.6
Countries & Areas n.s.	898	3.3	r 142.0	r 166.5	r 140.1	r 154.3	r 146.8	12.6	r 2.7	r 0.2	r 0.1	r 4.0	r 16.7
Memorandum Items													
Africa	605	1,036.9	348.1	339.1	371.9	441.1	295.2	402.7	77.1	131.2	79.0	103.9	82.7
Middle East	405	2,468.6	656.0	638.5	667.7	650.7	699.3	272.0	69.1	34.1	71.4	163.4	92.7
European Union	998	58,458.6	14,707.5	15,509.4	16,586.7	16,319.3	16,926.5	60,965.0	15,439.6	15,694.1	16,147.7	17,816.5	18,001.9
Export earnings: fuel	080	3,318.0	884.9	887.1	980.4	1,019.0	960.0	2,023.9	470.2	505.0	593.0	747.2	517.2
Export earnings: nonfuel	092	92,008.4	23,637.0	24,078.8	25,492.2	25,604.5	26,737.3	83,489.0	21,278.0	21,839.3	23,189.5	24,430.4	25,863.9

Djibouti (611)

In Millions of U.S. Dollars

		Exports (FOB)						Imports (CIF)					
		2016	2017Q1	2017Q2	2017Q3	2017Q4	2018Q1	2016	2017Q1	2017Q2	2017Q3	2017Q4	2018Q1
IFS World	
World	001	333.4	80.6	81.6	102.9	84.7	83.1	1,438.1	344.3	394.0	394.7	376.2	341.7
Advanced Economies	110	32.1	5.8	8.5	10.6	7.3	6.9	399.0	104.4	111.7	109.0	127.3	112.9
Euro Area	163	14.3	1.3	1.0	1.8	1.1	0.8	318.4	75.2	76.4	75.8	89.7	79.9
Austria	122	e 0.0	e 0.0	e 1.0	e 0.2	e 0.2	e 0.2	e 0.1	e 0.3
Belgium	124	6.4	r 0.2	r 0.1	r 0.1	r 0.2	r 0.1	13.6	r 3.1	r 5.8	r 7.4	r 14.5	r 7.1
Finland	172	e 0.0	e 0.2	e 0.0	0.0	r 0.0	r 0.0	r 0.0	r 0.0	r 0.0
France	132	4.9	r 0.5	r 0.7	r 1.6	r 0.7	r 0.5	249.0	r 61.2	r 60.5	r 58.5	r 65.0	r 63.7
Germany	134	0.1	r 0.0	r 0.1	r 0.0	r 0.0	r 0.0	3.3	r 0.8	r 0.7	r 0.9	r 0.6	r 0.3
Greece	174	e 0.0	1.4	r 0.4	r 0.9	r 1.1	r 0.3	r 0.8
Ireland	178	e 0.1	e 0.0	0.0	r 0.1	r 0.0	r 0.1	r 0.1	r 0.0
Italy	136	0.0	r 0.0	r 0.0	r 0.0	r 0.0	r 0.0	27.5	r 6.4	r 5.2	r 5.3	r 6.5	r 5.1
Latvia	941	4.4	r 0.1	r 0.0	r 0.0
Lithuania	946	0.3	r 0.0	r 0.0	r 0.0	r 0.0	r 0.0
Luxembourg	137	e 0.0	e 0.1	e 0.1	e 0.0	e 0.0	e 0.0	e 0.0
Malta	181	e 0.2	2.2	r 0.3	r 0.6	r 0.2	r 0.4	r 0.3
Netherlands	138	0.3	r 0.1	r 0.1	r 0.1	r 0.1	r 0.1	3.6	r 0.7	r 0.7	r 0.6	r 0.7	r 0.7
Portugal	182	0.5	r 0.0	r 0.0	r 0.0	r 0.0	r 0.0	3.4	r 0.0	r 0.0	r 0.0	r 0.0	r 0.0
Slovak Republic	936	e 0.2	e 0.0	e 0.1	e 0.2	e 0.1	e 0.3
Slovenia	961	6.5	r 1.1	r 0.7	r 0.7	r 0.7	r 1.0
Spain	184	1.6	r 0.3	r 0.0	1.9	r 0.8	r 0.8	r 0.7	r 0.6	r 0.2
Australia	193	e 0.6	e 0.1	e 0.2	e 1.0	e 0.2	e 0.0	0.2	r 0.0	r 0.1	r 0.0	r 0.0	r 0.0
Canada	156	0.0	r 0.0	r 0.0	r 0.1	r 0.1	r 0.2	1.5	r 0.1	r 0.1	r 0.4	r 0.4	r 3.1
China,P.R.: Hong Kong	532	e 0.5	e 0.1	e 0.6	e 0.3	e 0.1	e 0.9	0.1	r 0.2	r 0.3	r 0.1	r 0.1	r 0.1
China,P.R.: Macao	546	e 0.4
Czech Republic	935	e 0.8	e 0.2	e 0.3	e 0.2	e 0.4	e 0.1	e 0.4	e 0.1	e 0.2	e 0.0	e 0.2	e 0.1
Denmark	128	0.0	r 0.0	r 0.0	r 0.0	2.4	r 0.7	r 0.6	r 0.5	r 0.4	r 0.7
Israel	436	0.0	r 0.0	r 0.0	r 0.0	r 0.0	r 0.0	0.3	r 0.1	r 0.1	r 0.1	r 0.1	r 0.1
Japan	158	0.1	r 0.0	r 0.0	r 0.0	r 0.0	r 0.0	12.4	r 2.1	r 5.7	r 3.3	r 7.9	r 3.2
Korea, Republic of	542	e 0.6	e 0.1	e 0.1	e 0.0	e 0.1	e 0.1	6.4	r 2.0	r 1.4	r 1.7	r 1.3	r 1.2
New Zealand	196	e 0.9	e 0.4	e 0.9	e 0.5	e 0.0	0.2	r 0.0	r 0.0	r 0.0	r 0.0
Norway	142	0.0	r 0.0	r 0.0	r 0.0	r 0.0	r 0.0	0.1	r 0.0	r 0.0	r 0.0	r 0.0	r 0.0
Singapore	576	e 0.9	e 0.4	e 1.1	e 0.1	e 0.3	e 0.4	7.5	r 0.8	r 1.8	r 1.4	r 0.6	r 0.8
Sweden	144	0.0	r 0.0	r 0.0	r 0.0	r 0.0	r 0.0	1.3	r 0.3	r 0.1	r 0.1	r 0.5	r 0.4
Switzerland	146	e 0.0	e 0.1	e 1.6	e 0.7	e 0.5	0.0	r 0.0	r 0.0	r 0.0	r 0.0	r 0.0
Taiwan Prov.of China	528	e 0.1	e 23.6	e 16.0	e 17.2	e 19.4	e 20.3	e 18.8
United Kingdom	112	0.1	r 0.0	r 0.0	r 0.0	r 0.0	r 0.0	5.0	r 0.9	r 1.7	r 1.4	r 1.5	r 1.3
United States	111	13.3	r 3.4	r 3.3	r 5.5	r 4.1	r 4.4	18.8	r 5.9	r 6.0	r 5.0	r 4.3	r 3.1
Emerg. & Dev. Economies	200	301.3	74.8	73.2	92.3	77.4	76.2	1,030.1	238.0	279.7	283.3	246.8	226.7
Emerg. & Dev. Asia	505	1.7	0.6	0.7	0.3	0.4	0.6	191.3	39.8	57.1	52.1	42.9	45.2
Bangladesh	513	2.0	r 0.4	r 1.3	r 0.5	r 0.3	r 0.2
China,P.R.: Mainland	924	0.0	r 0.0	r 0.0	r 0.0	r 0.0	r 0.0	157.9	r 32.5	r 46.2	r 41.7	r 34.1	r 28.0
India	534	0.5	r 0.1	r 0.4	r 0.1	r 0.2	r 0.4	22.4	r 4.8	r 6.0	r 6.8	r 5.0	r 14.7
Indonesia	536	e 0.1	e 0.2	e 0.0	e 0.0	e 0.0	4.5	r 1.0	r 1.4	r 1.1	r 0.8	r 1.0
Malaysia	548	0.1	0.8
Myanmar	518	e 0.0	e 0.2	e 0.2	e 0.2	e 0.2	e 0.2
Nepal	558	e 0.2	e 0.0	e 0.0	e 0.0	e 0.0	e 0.0	e 0.0	e 0.0	e 0.0	e 0.0	e 0.0
Philippines	566	0.3	r 0.1	r 0.1	r 0.1	r 0.1	r 0.1	r 0.0	r 0.0	r 0.0	r 0.0	r 0.0
Sri Lanka	524	e 0.5	e 0.2	e 0.1	e 0.1	e 0.1	e 0.1	0.0	r 0.0	r 0.1	r 0.0	r 0.0	r 0.0
Thailand	578	e 0.0	e 0.0	e 0.0	e 0.0	e 0.0	e 0.0	3.1	r 0.7	r 1.8	r 1.7	r 2.2	r 1.0
Vietnam	582	0.0	r 0.0	r 0.0	r 0.0	r 0.0	r 0.0	0.2	r 0.0	r 0.1	r 0.1	r 0.1	r 0.1
Asia n.s.	598	0.3	r 0.1	r 0.1	r 0.1	r 0.1	r 0.1
Europe	170	0.1	0.0	0.0	4.3	3.2	0.0	76.9	22.5	8.9	23.9	7.6	12.7
Emerg. & Dev. Europe	903	0.0	0.0	0.0	3.1	0.0	0.0	70.0	22.3	7.2	23.1	4.7	8.5
Croatia	960	3.0	r 0.8	r 2.1	r 0.7	r 0.5	r 1.2
Hungary	944	e 0.0	e 1.5	e 0.3	e 0.3	e 0.4	e 0.3	e 0.1
Kosovo	967	e 0.1
Poland	964	e 0.0	e 0.0	e 3.0	1.4	r 0.3	r 0.3	r 0.3	r 0.2	r 0.1
Romania	968	e 0.0	e 0.0	e 0.0	e 0.0	e 52.3	e 17.5	e 0.1	e 17.8	e 0.0	e 0.0
Turkey	186	0.0	r 0.0	r 0.0	r 0.0	r 0.0	r 0.0	11.7	r 3.3	r 4.5	r 3.8	r 3.7	r 7.1

Djibouti (611)

In Millions of U.S. Dollars

		Exports (FOB)						Imports (CIF)					
		2016	2017Q1	2017Q2	2017Q3	2017Q4	2018Q1	2016	2017Q1	2017Q2	2017Q3	2017Q4	2018Q1
CIS	901	0.1	0.0	0.0	1.3	3.2	0.0	6.9	0.3	1.7	0.8	3.0	4.2
Azerbaijan, Rep. of	912	e 0.1	e 0.3
Belarus	913	e 1.3	e 3.1	e 0.6	e 0.0
Kyrgyz Republic	917	e 1.1	e 0.1	e 0.2	e 0.2	e 0.5	e 0.4
Russian Federation	922	e 0.0	0.2	r 0.0	r 0.0	r 0.0	r 0.0	r 0.0
Tajikistan	923	e 0.6	e 0.1	e 0.1	e 0.3	e 0.2	e 0.2
Ukraine	926	0.0	r 0.0	r 0.0	r 0.0	r 0.0	r 0.0	5.0	r 1.0	r 0.3	r 1.6	r 3.5
Mid East, N Africa, Pak	440	112.1	29.2	26.9	34.8	27.3	28.8	642.9	149.4	182.0	175.7	168.9	142.8
Bahrain, Kingdom of	419	e 0.0	e 0.0	e 0.2	e 0.2	e 0.0	e 0.0	0.6	r 0.1	r 0.2	r 0.2	r 0.1	r 0.1
Egypt	469	32.2	r 7.2	r 9.1	r 8.7	r 7.7	r 7.6
Iran, I.R. of	429	e 0.0	e 0.0	e 0.0	e 0.0	e 0.0	e 0.0	4.0	r 0.9	r 1.1	r 1.1	r 0.9	r 0.9
Iraq	433	0.1	r 0.0	r 0.0	r 0.0	r 0.0	r 0.0	0.9	r 0.2	r 0.3	r 0.2	r 0.2	r 0.2
Jordan	439	0.3	r 0.0	r 0.2	r 0.0	r 0.0	r 0.0	0.4	r 0.1	r 0.3	r 0.1	r 0.2	r 0.1
Kuwait	443	e 1.7	e 0.9	e 1.1	e 1.1	e 1.2	e 1.0	6.7	r 1.5	r 1.9	r 1.8	r 1.6	r 1.6
Lebanon	446	0.2	r 0.0	r 0.0	r 0.0	r 0.0	r 0.0	2.8	r 0.3	r 0.4	r 0.3	r 0.5	r 0.1
Mauritania	682	e 0.0	1.5	r 0.3	r 0.4	r 0.4	r 0.4	r 0.4
Morocco	686	e 0.0	e 0.0	0.2	r 0.0	r 0.0	r 0.0	r 0.1	r 0.1
Oman	449	e 0.9	e 0.2	e 0.2	e 0.2	e 0.2	e 0.2	35.3	r 2.8	r 3.0	r 2.9	r 2.5	r 2.4
Pakistan	564	e 0.6	e 0.1	e 0.0	e 0.0	e 0.0	e 30.2	e 9.6	e 7.7	e 6.8	e 10.0	e 14.0
Qatar	453	22.9	r 5.7	r 5.7	r 5.7	r 5.7	r 5.7	e 3.5	e 0.5	e 0.6	e 0.9	e 0.7	e 0.9
Saudi Arabia	456	3.9	r 0.9	r 0.9	r 1.2	r 0.9	r 0.5	109.8	r 31.2	r 37.5	r 31.8	r 40.9	r 18.4
Somalia	726	59.5	r 13.7	r 13.7	r 20.4	r 14.0	r 15.9	10.1	r 2.2	r 2.9	r 2.8	r 2.4	r 2.3
Sudan	732	e 0.0	e 0.2	e 3.3	e 0.1	e 6.7	e 5.5
Syrian Arab Republic	463	1.5	r 0.3	r 0.4	r 0.4	r 0.4	r 0.4
Tunisia	744	0.0	r 0.0	r 0.0	r 0.0	r 0.0	r 0.0	0.1	r 0.0	r 0.0	r 0.0	r 0.1	r 0.1
United Arab Emirates	466	5.0	r 3.6	r 0.8	r 0.1	r 1.2	r 0.6	339.7	r 74.8	r 97.7	r 93.3	r 79.9	r 78.7
Yemen, Republic of	474	16.9	r 3.9	r 3.9	r 5.8	r 4.0	r 4.5	63.1	r 13.9	r 18.1	r 17.3	r 14.8	r 14.6
Sub-Saharan Africa	603	154.6	36.7	37.5	44.6	38.4	38.9	110.1	24.9	31.1	29.4	26.2	25.5
Angola	614	e 0.1	e 0.0	e 0.0	e 0.0	e 0.0	e 0.0
Côte d'Ivoire	662	0.0	r 0.0	r 0.0	r 0.0	r 0.0	r 0.0	e 0.2	e 0.1	e 0.1	e 0.1	e 0.1	e 0.1
Eritrea	643	e 11.2	e 2.0	e 2.6	e 2.6	e 3.0	e 1.9	e 2.5	e 0.7	e 0.4	e 0.6	e 0.1	e 0.8
Ethiopia	644	135.2	r 32.6	r 32.6	r 39.4	r 32.9	r 34.9	92.2	r 20.3	r 26.5	r 25.3	r 21.7	r 21.4
Gambia, The	648	e 0.7	e 0.2	e 0.3	e 0.3	e 0.2	e 0.2	e 0.0	e 0.0	e 0.0	e 0.0	e 0.0	e 0.0
Ghana	652	e 0.1	e 0.0	e 0.0	e 0.0	e 0.0	e 0.0	0.2	r 0.0	r 0.0	r 0.0	r 0.0	r 0.0
Kenya	664	6.3	r 1.6	r 1.6	r 1.6	r 2.0	r 1.6	4.3	r 1.2	r 0.7	r 0.4	r 0.2	r 0.1
Madagascar	674	0.0	r 0.0	r 0.0	r 0.0	r 0.0	r 0.0	0.2	r 0.0	r 0.1	r 0.1	r 0.0	r 0.0
Mauritius	684	e 0.0	e 0.1	e 0.0
Nigeria	694	e 0.1	e 0.0	e 0.0	e 0.0	e 0.0	e 0.0
Rwanda	714	e 0.1	e 0.0
Senegal	722	r 0.0	r 0.0	e 0.1	e 0.0	e 0.0	e 0.0
Sierra Leone	724	e 0.1	e 0.1	e 0.1	e 0.1	e 0.1
South Africa	199	0.7	r 0.1	r 0.2	r 0.4	r 0.1	r 0.0	6.6	r 2.5	r 3.1	r 2.7	r 3.5	r 2.9
Tanzania	738	0.0	r 0.0	r 0.0	r 0.0	r 0.0	r 0.0	e 3.1	e 0.0	e 0.0	e 0.0	e 0.4	e 0.0
Togo	742	e 0.1	e 0.2	e 0.0
Uganda	746	0.0	r 0.0	r 0.0	r 0.0	r 0.0	r 0.0	0.0	r 0.1	r 0.0
Africa n.s.	799	0.4	r 0.1	r 0.1	r 0.1	r 0.1	r 0.1
Western Hemisphere	205	32.8	8.3	8.1	8.2	8.1	8.0	8.9	1.4	0.6	2.1	1.2	0.5
Argentina	213	e 0.1	e 0.0	0.3	r 0.1	r 0.1	r 0.1	r 0.4	r 0.0
Brazil	223	31.5	r 7.9	r 7.9	r 7.9	r 7.9	r 7.9	4.8	r 1.0	r 0.4	r 1.2	r 0.7	r 0.5
Colombia	233	e 0.0	e 0.4	e 0.2	e 0.0	e 0.8
Costa Rica	238	e 0.1	0.0	r 0.0	r 0.0	r 0.0	r 0.0	r 0.0
Ecuador	248	e 0.1	e 0.1
Guatemala	258	e 0.4	e 0.0	e 0.0	e 0.1	e 0.0
Mexico	273	0.7	r 0.4	r 0.2	r 0.2	r 0.2	r 0.1	0.2	r 0.1	r 0.0	r 0.0	r 0.0	r 0.0
Peru	293	e 0.0	e 0.0	e 0.0	e 0.0	e 3.1	e 0.1
Countries & Areas n.s.	898	9.0	r 2.0	r 2.6	r 2.5	r 2.1	r 2.1
Memorandum Items													
Africa	605	214.1	50.4	51.2	65.0	52.4	54.8	122.3	30.8	34.5	39.4	34.7	28.3
Middle East	405	51.9	15.4	13.1	14.4	13.3	12.8	600.5	133.9	170.8	159.0	150.4	126.1
European Union	998	15.3	1.6	1.4	5.1	1.5	0.9	385.7	96.1	81.7	97.0	93.2	83.8

Djibouti (611)

In Millions of U.S. Dollars

		Exports (FOB)						Imports (CIF)					
		2016	2017Q1	2017Q2	2017Q3	2017Q4	2018Q1	2016	2017Q1	2017Q2	2017Q3	2017Q4	2018Q1
Export earnings: fuel	080	51.7	15.4	12.9	14.4	13.3	12.8	564.3	126.1	160.9	150.3	141.9	117.9
Export earnings: nonfuel	092	281.7	65.2	68.7	88.5	71.4	70.3	873.8	218.2	233.1	244.4	234.3	223.8

Dominica (321)

In Millions of U.S. Dollars

		Exports (FOB)						Imports (CIF)					
		2016	2017Q1	2017Q2	2017Q3	2017Q4	2018Q1	2016	2017Q1	2017Q2	2017Q3	2017Q4	2018Q1
IFS World		22.6	6.0	4.5	4.9	5.1	213.9	52.6	57.8	49.9	37.2
World	001	35.6	9.0	9.1	10.0	10.0	33.9	215.8	50.6	65.3	120.7	162.5	145.9
Advanced Economies	110	3.9	0.4	0.6	0.6	0.2	0.5	100.1	20.6	30.2	89.0	138.0	116.3
Euro Area	163	1.0	0.2	0.1	0.1	0.1	0.1	25.6	2.1	4.9	3.9	2.4	2.5
Austria	122	e 0.0	e 0.0	0.4	r 0.1	r 0.0	r 0.0	r 0.5	r 0.1
Belgium	124	0.0	r 0.0	r 0.0	r 0.0	r 0.0	0.3	r 0.1	r 0.2	r 0.0	r 0.0	r 0.1
France	132	0.8	r 0.1	r 0.1	r 0.1	r 0.1	r 0.1	2.4	r 0.2	r 0.2	r 1.6	r 0.8	r 1.0
Germany	134	0.0	r 0.0	r 0.0	r 0.0	r 0.0	r 0.0	0.9	r 0.1	r 0.3	r 0.6	r 0.2	r 0.2
Ireland	178	e 0.0	e 0.0	e 0.0	e 0.0	0.1	r 0.1	r 0.2	r 0.3	r 0.0	r 0.1
Italy	136	0.1	r 0.0	r 0.0	r 0.0	r 0.0	r 0.0	18.7	r 0.4	r 3.3	r 0.7	r 0.2	r 0.3
Netherlands	138	0.1	r 0.0	r 0.0	r 0.0	r 0.0	r 0.0	2.5	r 0.9	r 0.6	r 0.7	r 0.6	r 0.8
Portugal	182	e 0.0	0.1	r 0.0	r 0.1	r 0.0	r 0.0	r 0.0
Spain	184	0.1	r 0.0	r 0.0	r 0.0	r 0.0	r 0.0
Australia	193	0.1	r 0.0	r 0.0	r 0.0	r 0.0	r 0.0	0.4	r 0.1	r 0.0	r 0.1
Canada	156	0.0	r 0.0	r 0.0	r 0.0	r 0.0	r 0.0	2.9	r 0.5	r 0.8	r 0.8	r 2.0	r 2.4
China,P.R.: Hong Kong	532	0.0	r 0.0	r 0.0	r 0.0	r 0.0	r 0.0	0.2	r 0.0	r 0.0	r 0.0	r 0.0	r 0.0
Czech Republic	935	0.1	r 0.0	r 0.0	r 0.0	r 0.0	r 0.0
Denmark	128	0.0	r 0.0	r 0.0	r 0.0	r 0.0	0.7	r 0.3	r 0.1	r 0.1	r 0.0	r 0.2
Japan	158	6.9	r 2.3	r 1.6	r 0.4	r 0.0	r 0.0
Korea, Republic of	542	0.0	r 0.0	r 0.0	r 0.0	r 0.0	r 0.0	0.7	r 0.1	r 0.1	r 0.1	r 0.1	r 0.1
New Zealand	196	e 0.3	e 0.0	e 0.0	e 0.0	e 0.0	r 0.0
Sweden	144	e 0.0	e 0.0	e 0.0	e 0.0	e 0.0	e 0.0	0.4	r 0.1	r 0.2	r 0.1	r 0.2	r 0.1
Switzerland	146	0.1	r 0.1	r 0.3	r 0.3	r 0.3	r 0.5
Taiwan Prov.of China	528	0.0	r 0.0	r 0.0	r 0.0	r 0.0	r 0.0	0.1	r 0.0	r 0.0	r 0.0	r 0.0	r 0.0
United Kingdom	112	0.1	r 0.1	r 0.0	r 0.0	r 0.0	r 0.0	11.6	r 1.4	r 2.8	r 3.5	r 2.8	r 3.1
United States	111	2.4	r 0.2	r 0.4	r 0.4	r 0.1	r 0.4	50.4	r 13.6	r 19.3	r 79.7	r 130.0	r 107.2
Emerg. & Dev. Economies	200	31.7	8.6	8.5	9.4	9.8	33.3	96.9	25.3	30.0	27.4	21.3	27.2
Emerg. & Dev. Asia	505	0.2	0.1	0.1	0.1	0.1	0.1	10.7	1.6	4.5	3.7	1.9	2.4
China,P.R.: Mainland	924	0.0	r 0.0	r 0.0	r 0.0	r 0.0	r 0.0	7.3	r 1.3	r 4.1	r 3.2	r 1.4	r 1.8
Fiji	819	e 0.0	e 0.0	e 0.0	e 0.0	e 0.0	e 0.0	e 0.9	e 0.1	e 0.1	e 0.2	e 0.1	e 0.2
India	534	0.2	r 0.0	r 0.0	r 0.0	r 0.1	r 0.1
Indonesia	536	0.2	r 0.0	r 0.0	r 0.1	r 0.2	r 0.1
Myanmar	518	e 0.1	e 0.0	e 0.0	e 0.0	e 0.0	e 0.0	e 0.7
Thailand	578	0.0	r 0.0	r 0.0	r 0.0	r 0.0	r 0.0	1.2	r 0.1	r 0.1	r 0.1	r 0.1	r 0.2
Vietnam	582	0.1	r 0.0	r 0.0	r 0.0	r 0.0	r 0.1	0.0	r 0.0	r 0.0	r 0.0	r 0.0	r 0.0
Asia n.s.	598	0.3	r 0.1	r 0.1	r 0.1	r 0.0	r 0.0
Europe	170	1.0	0.0	0.1	0.1	0.2	0.0	0.5	0.0	0.1	0.1	0.4	0.6
Emerg. & Dev. Europe	903	0.9	0.0	0.0	0.1	0.1	0.0	0.1	0.0	0.0	0.0	0.0	0.0
Montenegro	943	e 0.1	e 0.0	e 0.0	e 0.1	e 0.1	e 0.0
Poland	964	0.8	r 0.0	r 0.0	r 0.0	r 0.0	r 0.0
Turkey	186	0.1	r 0.0	r 0.0	r 0.0	r 0.0	r 0.0
CIS	901	0.1	0.0	0.1	0.0	0.1	0.0	0.4	0.0	0.0	0.0	0.3	0.6
Belarus	913	e 0.0	e 0.0	e 0.1	e 0.0	e 0.1	e 0.0
Russian Federation	922	e 0.0	e 0.0	e 0.0	e 0.0	e 0.0	e 0.0	0.4	r 0.0	r 0.0	r 0.3	r 0.6
Mid East, N Africa, Pak	440	9.0	3.1	4.0	4.6	4.6	6.5	0.8	0.0	0.3	0.3	0.1	2.1
Kuwait	443	e 1.0	e 0.0	e 0.0	e 0.0	e 0.0	e 0.0
Lebanon	446	e 0.1	e 0.0	e 0.0	e 0.0	e 0.0	e 0.0
Morocco	686	e 0.0	e 0.0	e 0.0	e 0.0	e 0.0	0.7	r 0.2	r 0.2	r 2.0
Pakistan	564	0.0	r 0.0	r 0.0	r 0.1	r 0.0	r 1.2	r 0.0	r 0.0	r 0.0
Saudi Arabia	456	e 7.9	e 3.0	e 4.0	e 4.4	e 4.5	e 5.2	0.0	r 0.0	r 0.0	r 0.0	r 0.1	r 0.0
Sub-Saharan Africa	603	0.1	0.1	0.1	0.1	0.1	0.1	0.6	0.0	0.0	0.2	0.0	0.0
Cameroon	622	e 0.0	e 0.0	e 0.1	e 0.0	e 0.1	e 0.0
Kenya	664	e 0.0	e 0.0	0.1
South Africa	199	0.3	r 0.0
Swaziland	734	0.1	r 0.0	r 0.0	r 0.0	r 0.0	r 0.0
Tanzania	738	e 0.0	e 0.0	e 0.0	r 0.1
Western Hemisphere	205	21.4	5.3	4.2	4.6	4.8	26.6	84.3	23.6	25.2	23.1	18.9	22.1
Anguilla	312	0.1	r 0.0	r 0.0	r 0.0	r 0.0	r 0.1	0.0	r 0.0	r 0.0	r 0.0	r 0.0	r 0.0
Antigua and Barbuda	311	1.4	r 0.4	r 0.3	r 0.3	r 0.3	r 2.0	4.6	r 1.1	r 1.2	r 1.1	r 0.8	r 0.6
Argentina	213	e 0.0	e 0.0	e 0.0	e 0.0	e 0.0	0.5	r 0.1	r 0.2	r 0.1	r 0.1	r 0.1

Dominica (321)

In Millions of U.S. Dollars

		Exports (FOB)						Imports (CIF)					
		2016	2017Q1	2017Q2	2017Q3	2017Q4	2018Q1	2016	2017Q1	2017Q2	2017Q3	2017Q4	2018Q1
Bahamas, The	313	0.1	r 0.0	r 0.0	r 0.0	r 0.0	r 0.1	1.9	r 0.5	r 0.5	r 0.5	r 0.3	r 0.3
Barbados	316	1.6	r 0.3	r 0.3	r 0.3	r 0.4	r 0.3	3.6	r 1.0	r 1.2	r 1.0	r 1.6	r 2.1
Brazil	223	0.0	r 0.0	r 0.0	r 0.0	r 0.0	r 0.0	2.3	r 0.5	r 0.6	r 0.6	r 0.7	r 0.8
Chile	228	e 0.0	e 0.0	e 0.0	e 0.1	0.2	r 0.0	r 0.0	r 0.1	r 0.0	r 0.2
Colombia	233	0.2	r 0.0	r 0.0	r 0.1	r 0.0	r 0.0	3.2	r 0.7	r 0.7	r 0.8	r 0.7	r 0.7
Costa Rica	238	0.1	r 0.0	r 0.0	r 0.0	r 0.0	r 0.0	0.9	r 0.3	r 0.2	r 0.1	r 0.2	r 0.1
Curacao	354	0.0	r 0.0	r 0.0	r 0.0	r 0.0	r 0.0	0.3	r 0.1	r 0.1	r 0.1	r 0.1	r 0.0
Dominican Republic	243	0.0	r 0.0	r 0.0	r 0.0	r 0.0	r 0.0	3.8	r 0.9	r 1.0	r 0.9	r 0.7	r 0.5
Ecuador	248	e 0.0	e 0.0	e 0.0	e 0.4	0.3	r 0.1	r 0.1	r 0.1	r 0.1	r 0.0
Grenada	328	0.1	r 0.0	r 0.0	r 0.0	r 0.0	r 0.2	2.4	r 0.6	r 0.6	r 0.6	r 0.4	r 0.3
Guatemala	258	0.0	r 0.0	r 0.0	r 0.0	0.8	r 0.0	r 0.2	r 0.1	r 0.2	r 0.0
Guyana	336	3.1	r 0.6	r 0.6	r 0.6	r 0.6	r 2.0	5.1	r 0.8	r 0.8	r 0.7	r 0.6	r 0.9
Haiti	263	0.3	r 0.1	r 0.1	r 0.1	r 0.1	r 0.4	0.0	r 0.0	r 0.0	r 0.0	r 0.0	r 0.0
Honduras	268	e 0.0	e 0.0	0.1	r 0.0	r 0.0
Jamaica	343	4.0	r 1.1	r 0.8	r 0.9	r 0.9	r 5.8	3.9	r 1.0	r 1.1	r 0.9	r 0.7	r 0.5
Mexico	273	2.4	r 4.1	r 3.7	r 4.3	r 3.4	r 8.3
Montserrat	351	0.0	r 0.0	r 0.0	r 0.0	r 0.0	r 0.1	0.0	r 0.0	r 0.0	r 0.0	r 0.0	r 0.0
Panama	283	0.0	r 0.0	r 0.0	r 0.0	r 0.0	r 0.0	1.6	r 0.4	r 0.4	r 0.4	r 0.5	r 0.4
Peru	293	0.2	r 0.0	r 0.1	r 0.0	r 0.0	r 0.0
St. Kitts and Nevis	361	3.5	r 0.9	r 0.7	r 0.8	r 0.8	r 5.2	1.1	r 0.3	r 0.3	r 0.2	r 0.2	r 0.1
St. Lucia	362	0.6	r 0.2	r 0.1	r 0.1	r 0.1	r 0.9	3.6	r 0.9	r 1.0	r 0.8	r 0.6	r 0.5
St. Vincent & Grens.	364	0.3	r 0.1	r 0.1	r 0.1	r 0.1	r 0.4	3.4	r 0.8	r 0.9	r 0.8	r 0.6	r 0.5
Suriname	366	0.4	r 0.1	r 0.1	r 0.1	r 0.1	r 0.6	0.2	r 0.0	r 0.0	r 0.0	r 0.0	r 0.0
Trinidad and Tobago	369	4.6	r 1.2	r 0.9	r 1.0	r 1.0	r 6.7	37.0	r 9.1	r 10.0	r 8.6	r 6.4	r 4.9
Venezuela, Rep. Bol.	299	0.1	r 0.0	r 0.0	r 0.0	r 0.0	r 0.0
Western Hem. n.s.	399	0.8	r 0.2	r 0.2	r 0.2	r 0.2	r 1.1	0.7	r 0.2	r 0.2	r 0.2	r 0.1	r 0.1
Countries & Areas n.s.	898	0.1	r 0.0	r 0.0	r 0.0	r 0.0	r 0.1	18.7	r 4.6	r 5.1	r 4.4	r 3.3	r 2.5
Memorandum Items													
Africa	605	0.1	0.1	0.1	0.1	0.1	0.1	1.3	0.0	0.3	0.4	0.0	2.0
Middle East	405	9.0	3.1	4.0	4.5	4.6	5.2	0.1	0.0	0.0	0.0	0.1	0.0
European Union	998	1.9	0.2	0.2	0.2	0.1	0.1	38.4	4.0	7.9	7.6	5.4	5.9
Export earnings: fuel	080	13.8	4.3	5.0	5.6	5.7	12.4	41.1	9.9	10.9	9.6	7.6	6.2
Export earnings: nonfuel	092	21.8	4.7	4.1	4.5	4.3	21.5	174.7	40.7	54.4	111.1	154.9	139.7

Dominican Republic (243)

In Millions of U.S. Dollars

		Exports (FOB)						Imports (FOB)					
		2016	2017Q1	2017Q2	2017Q3	2017Q4	2018Q1	2016	2017Q1	2017Q2	2017Q3	2017Q4	2018Q1
IFS World		4,366.4
World	001	9,364.7	2,101.0	2,489.4	2,350.1	2,493.2	2,334.5	17,894.3	4,588.0	4,671.8	4,773.3	5,597.5	5,347.4
Advanced Economies	110	6,659.9	1,486.9	1,755.6	1,697.4	1,673.0	1,612.1	11,027.6	2,854.5	2,804.7	2,855.7	3,572.6	3,263.1
Euro Area	163	616.3	130.0	148.1	146.7	141.7	142.1	2,008.2	445.4	412.2	473.1	533.4	560.6
Austria	122	0.3	r 0.1	r 0.1	r 0.2	r 0.1	r 0.1	13.6	r 4.7	r 5.3	r 5.0	r 4.0	r 4.3
Belgium	124	97.3	r 22.6	r 26.3	r 21.4	r 21.9	r 17.6	79.0	r 23.0	r 12.0	r 15.5	r 13.1	r 14.6
Cyprus	423	0.1	r 0.0	r 0.1	r 0.0	r 0.0	r 0.1	0.0	r 0.2	r 0.0	r 0.0	r 0.0	r 0.0
Estonia	939	0.4	r 0.0	r 0.1	r 0.2	r 0.4	r 0.7	1.8	r 0.0	r 0.0	r 0.1	r 0.1	r 0.0
Finland	172	0.0	r 1.0	r 1.4	r 3.0	r 0.0	r 0.0	7.3	r 3.0	r 2.8	r 2.8	r 2.5	r 2.3
France	132	43.8	r 9.1	r 10.8	r 7.7	r 13.0	r 9.2	327.1	r 54.3	r 41.9	r 42.4	r 61.4	r 40.4
Germany	134	103.7	r 18.2	r 24.6	r 27.4	r 21.8	r 24.7	305.9	r 78.6	r 59.6	r 76.4	r 106.9	r 115.6
Greece	174	1.1	r 0.5	r 0.3	r 0.3	r 0.3	r 0.2	3.9	r 1.1	r 1.1	r 3.4	r 1.8	r 7.0
Ireland	178	1.3	r 0.5	r 0.9	r 0.8	r 0.6	r 0.6	17.9	r 2.8	r 2.7	r 3.6	r 7.2	r 2.5
Italy	136	57.1	r 17.2	r 18.3	r 14.7	r 13.5	r 20.9	505.9	r 77.0	r 69.3	r 56.7	r 57.3	r 71.8
Latvia	941	0.0	r 0.0	r 0.1	r 0.0	r 0.1	r 0.0	0.4	r 0.3	r 0.2	r 0.2	r 0.2	r 0.2
Lithuania	946	0.0	r 0.0	r 0.0	r 0.0	r 0.0	r 0.1	9.1	r 0.9	r 1.8	r 1.5	r 3.5	r 2.1
Luxembourg	137	0.1	r 0.0	r 0.0	r 0.0	r 0.0	r 0.0	1.0	r 1.0	r 1.0	r 0.6	r 1.2	r 3.0
Malta	181	0.4	r 0.0	r 0.0	r 0.1	r 0.2	r 0.5	2.4	r 1.2	r 0.7	r 0.7	r 1.9	r 2.9
Netherlands	138	210.3	r 41.9	r 43.0	r 48.3	r 43.8	r 44.6	101.9	r 45.6	r 63.5	r 77.8	r 89.9	r 118.6
Portugal	182	1.7	r 0.4	r 0.6	r 0.6	r 0.5	r 0.5	20.7	r 8.3	r 4.5	r 5.5	r 6.8	r 5.3
Slovak Republic	936	0.2	r 0.0	r 0.0	r 0.0	r 0.0	r 0.0	1.7	r 0.1	r 0.3	r 0.4	r 0.1	r 0.5
Slovenia	961	0.0	r 0.0	r 0.0	r 0.0	r 0.5	r 0.0	2.8	r 0.8	r 1.6	r 0.4	r 2.1	r 1.3
Spain	184	98.3	r 18.4	r 21.5	r 21.9	r 24.9	r 22.4	605.9	r 142.3	r 143.8	r 180.2	r 173.5	r 168.2
Australia	193	6.2	r 1.2	r 1.0	r 1.3	r 1.9	r 1.2	7.3	r 3.5	r 5.5	r 3.6	r 2.7	r 4.9
Canada	156	770.3	r 154.2	r 242.1	r 229.7	r 161.9	r 144.1	188.5	r 40.6	r 56.1	r 61.3	r 57.4	r 46.0
China,P.R.: Hong Kong	532	24.9	r 14.9	r 17.2	r 12.3	r 14.8	r 17.2	40.3	r 16.0	r 16.2	r 17.8	r 28.4	r 13.9
China,P.R.: Macao	546	0.1	r 0.0	r 0.0	r 0.0	r 0.0	r 0.0
Czech Republic	935	1.9	r 0.1	r 0.3	r 0.9	r 1.0	r 2.1	16.3	r 1.9	r 2.7	r 2.9	r 2.2	r 2.5
Denmark	128	9.7	r 1.6	r 1.6	r 1.4	r 1.6	r 2.2	91.1	r 19.1	r 15.1	r 18.1	r 22.5	r 16.1
Iceland	176	r 0.0	r 0.0	r 0.0	r 0.0	r 0.0	0.1	r 0.1	r 0.1	r 0.1	r 0.1	r 0.1
Israel	436	2.4	r 0.7	r 0.8	r 0.6	r 0.7	r 0.9	24.9	r 6.0	r 6.7	r 9.2	r 6.6	r 5.2
Japan	158	15.5	r 0.1	r 0.0	r 6.9	r 9.8	r 9.6	414.3	r 4.6	r 6.3	r 127.9	r 237.0	r 258.5
Korea, Republic of	542	27.0	r 9.7	r 7.1	r 10.0	r 10.6	r 12.3	279.8	r 76.5	r 82.8	r 73.3	r 68.4	r 65.8
New Zealand	196	8.6	r 1.2	r 0.9	r 0.9	r 1.2	r 0.8	11.7	r 2.0	r 3.3	r 2.6	r 7.1	r 3.9
Norway	142	4.2	r 0.5	r 0.5	r 0.9	r 0.7	r 0.5	43.4	r 11.2	r 13.1	r 10.2	r 10.5	r 14.9
Singapore	576	16.4	r 3.7	r 3.6	r 4.2	r 4.1	r 4.0	22.8	r 5.6	r 6.1	r 4.3	r 3.9	r 8.8
Sweden	144	45.7	r 7.5	r 9.4	r 8.7	r 8.7	r 4.2	55.0	r 15.1	r 10.8	r 20.5	r 11.6	r 20.5
Switzerland	146	338.1	r 39.8	r 65.0	r 90.9	r 48.9	r 87.1	60.8	r 15.0	r 14.5	r 17.2	r 14.8	r 11.7
Taiwan Prov.of China	528	57.5	r 2.0	r 2.4	r 2.2	r 2.4	r 2.2	92.1	r 22.4	r 22.0	r 22.2	r 26.2	r 24.7
United Kingdom	112	144.3	r 32.6	r 26.0	r 23.4	r 20.4	r 21.2	173.0	r 30.9	r 34.1	r 51.1	r 40.7	r 32.6
United States	111	4,571.0	r 1,087.2	r 1,229.6	r 1,156.5	r 1,242.6	r 1,160.2	7,497.8	r 2,138.6	r 2,097.1	r 1,940.3	r 2,499.2	r 2,172.4
Emerg. & Dev. Economies	200	2,086.1	474.8	571.0	501.0	657.8	573.4	6,715.8	1,696.8	1,831.2	1,881.4	1,981.9	2,043.5
Emerg. & Dev. Asia	505	737.9	157.9	183.4	123.9	269.0	211.8	2,767.1	662.3	811.7	845.0	876.1	818.7
Bangladesh	513	3.1	r 0.2	r 0.2	r 1.3	r 1.1	r 0.7	4.2	r 1.8	r 1.8	r 1.8	r 1.8	r 1.8
Brunei Darussalam	516	r 0.0	r 0.0	r 0.0	r 0.0	0.0	r 0.1	r 0.0
Cambodia	522	0.1	r 0.2	r 0.3	r 0.2	r 0.3	r 0.2	1.5	r 0.4	r 0.4	r 0.4	r 0.5	r 0.5
China,P.R.: Mainland	924	118.9	r 23.9	r 20.2	r 23.3	r 18.4	r 16.0	2,338.5	r 511.0	r 661.6	r 687.2	r 718.2	r 652.9
Fiji	819	4.5	r 0.5	r 0.5	r 0.5	r 0.5	r 0.5
India	534	591.6	r 119.9	r 146.7	r 84.1	r 227.6	r 169.6	170.0	r 49.5	r 48.9	r 60.3	r 50.3	r 59.2
Indonesia	536	8.9	r 1.5	r 3.2	r 3.7	r 1.6	r 2.9	39.8	r 11.7	r 13.5	r 14.6	r 15.4	r 18.1
Malaysia	548	5.2	r 0.6	r 1.0	r 1.3	r 1.4	r 1.3	32.0	r 16.4	r 10.5	r 7.4	r 9.0	r 8.5
Marshall Islands	867	0.1	r 0.0	r 0.0	r 0.0	r 0.0	r 0.0	0.0
Myanmar	518	0.1	r 0.1	r 0.1	r 0.1	r 0.1	r 0.1
Philippines	566	3.2	r 3.2	r 2.0	r 0.6	r 1.3	r 3.8	8.8	r 1.8	r 3.8	r 3.3	r 2.6	r 0.9
Solomon Islands	813	0.0	r 0.1	r 0.1	r 0.1	r 0.1	r 0.1
Sri Lanka	524	0.1	r 0.1	r 0.1	r 0.3	r 7.2	r 7.9	2.1	r 2.2	r 0.6	r 0.7	r 0.2	r 0.0
Thailand	578	4.4	r 1.2	r 1.4	r 1.3	r 1.6	r 1.7	95.8	r 18.1	r 22.0	r 20.3	r 20.4	r 22.5
Vietnam	582	1.8	r 6.9	r 8.2	r 7.7	r 8.3	r 7.5	69.5	r 17.3	r 17.1	r 17.2	r 20.3	r 19.1
Asia n.s.	598	0.5	r 0.1	r 0.1	r 0.1	r 0.1	r 0.1	0.1	r 31.3	r 30.9	r 31.1	r 36.7	r 34.6

Dominican Republic (243)

In Millions of U.S. Dollars

		Exports (FOB)						Imports (FOB)					
		2016	2017Q1	2017Q2	2017Q3	2017Q4	2018Q1	2016	2017Q1	2017Q2	2017Q3	2017Q4	2018Q1
Europe	170	22.2	3.2	6.3	6.5	7.5	5.6	136.9	60.4	48.0	45.0	46.2	124.3
Emerg. & Dev. Europe	903	18.8	2.3	4.7	4.7	5.5	3.8	77.9	31.8	31.4	33.1	35.4	44.7
Albania	914	0.0	r 0.0	r 0.0	r 0.0	r 0.0	r 0.0	0.9	r 0.2	r 0.2	r 0.2	r 0.2	r 0.2
Bosnia and Herzegovina	963	r 0.0	r 0.0	r 0.0	r 0.0	r 0.0	0.1	r 0.0	r 0.0	r 0.0	r 0.0
Bulgaria	918	1.1	r 0.2	r 0.2	r 0.2	r 0.1	r 0.2	2.8	r 0.7	r 1.1	r 1.2	r 0.6	r 0.9
Croatia	960	0.1	r 0.0	r 0.1	r 0.1	r 0.0	r 0.0	0.1	r 0.0	r 0.0	r 0.0	r 0.1	r 0.0
Hungary	944	0.2	r 0.0	r 0.0	r 0.0	r 0.0	r 0.0	13.0	r 7.0	r 1.6	r 1.3	r 3.0	r 1.5
Kosovo	967	e 0.1	e 0.0	e 0.0	e 0.1	e 0.0	e 0.0
Poland	964	15.6	r 1.7	r 3.8	r 3.7	r 4.7	r 3.1	14.5	r 3.7	r 3.6	r 4.2	r 3.8	r 5.9
Romania	968	0.2	r 0.0	r 0.0	r 0.0	r 0.1	r 0.1	1.9	r 0.6	r 1.4	r 0.6	r 0.4	r 0.2
Serbia, Republic of	942	0.0	r 0.0	r 0.0	r 0.0	r 0.0	r 0.0	0.8	r 0.1	r 0.2	r 0.1	r 0.1	r 0.0
Turkey	186	1.4	r 0.4	r 0.4	r 0.4	r 0.5	r 0.4	43.7	r 19.5	r 23.4	r 25.6	r 27.1	r 36.0
CIS	901	3.4	0.9	1.6	1.8	2.0	1.8	59.0	28.7	16.6	11.9	10.9	79.6
Belarus	913	0.1	r 0.1	r 0.2	r 0.1	r 0.2	r 0.1	0.2	r 0.0	r 0.1	r 0.1	r 0.2	r 0.1
Georgia	915	r 0.0	r 0.0	r 0.0	0.2	r 0.1	r 0.1	r 0.1	r 0.1	r 0.1
Kazakhstan	916	0.0	r 0.0	r 0.2	r 0.1	r 0.7	r 0.5
Russian Federation	922	3.2	r 0.8	r 1.4	r 1.6	r 1.7	r 1.6	48.7	r 28.4	r 14.9	r 8.9	r 9.3	r 78.0
Ukraine	926	0.1	r 0.0	r 0.1	r 0.1	r 0.0	9.8	r 1.2	r 2.5	r 0.4	r 0.7
Uzbekistan	927	0.0	r 0.1	r 0.1	r 0.1	r 0.1	r 0.1
Europe n.s.	884	0.1	r 0.0	r 0.0	r 0.0	r 0.0	r 0.0	0.0	r 0.0	r 0.0	r 0.0	r 0.0	r 0.0
Mid East, N Africa, Pak	440	13.1	2.8	2.6	2.9	2.9	2.4	40.6	14.3	11.8	13.1	13.5	15.5
Afghanistan, I.R. of	512	r 0.0	r 0.0	r 0.0	r 0.0	r 0.0	0.1	r 0.0	r 0.0	r 0.0	r 0.0	r 0.0
Algeria	612	0.2	r 0.0	r 0.0
Bahrain, Kingdom of	419	0.1	r 0.0	r 0.0	r 0.0	r 0.0	r 0.0	0.0	r 0.0	r 0.0	r 0.0	r 0.0	r 0.0
Egypt	469	0.2	r 0.0	r 0.0	r 0.0	r 0.0	r 0.0	3.5	r 1.6	r 1.6	r 1.6	r 1.9	r 1.7
Iran, I.R. of	429	0.0	r 0.0	r 0.0	r 0.0	r 0.0	r 0.0	0.2	r 0.0	r 0.0	r 0.0	r 0.0	r 0.0
Iraq	433	0.0	r 0.0	r 0.0	r 0.0	r 0.0	r 0.0	0.1	r 0.0	r 0.0	r 0.0	r 0.0	r 0.0
Jordan	439	r 0.0	r 0.0	r 0.0	r 0.0	r 0.0	1.3	r 0.4	r 0.1	r 0.1	r 0.3	r 0.3
Lebanon	446	0.7	r 0.1	r 0.1	r 0.1	r 0.1	r 0.0	0.0	r 0.0	r 0.1	r 0.0	r 0.0
Morocco	686	0.1	r 0.0	r 0.0	r 0.0	r 0.0	r 0.0	3.8	r 1.4	r 1.7	r 2.7	r 2.0	r 3.1
Oman	449	0.7	r 0.1	r 0.1	r 0.1	r 0.1	r 0.1
Pakistan	564	0.8	r 0.2	r 0.1	r 0.0	r 0.1	r 0.0	10.7	r 5.9	r 3.4	r 3.7	r 1.5	r 3.5
Qatar	453	0.7	r 0.0	r 0.1	r 0.1	r 0.0	r 0.0
Saudi Arabia	456	0.6	r 0.1	r 0.1	r 0.1	r 0.1	r 0.2	7.9	r 1.3	r 2.1	r 1.4	r 4.7	r 3.9
Syrian Arab Republic	463	0.4	r 0.1	r 0.1	r 0.1	r 0.1	r 0.1
Tunisia	744	0.7	r 0.0	r 0.1	r 0.3	r 0.1	r 0.1	2.6	r 1.2	r 0.5	r 1.0	r 0.3	r 0.3
United Arab Emirates	466	9.9	r 2.4	r 2.2	r 2.4	r 2.5	r 2.1	8.2	r 2.1	r 2.1	r 2.1	r 2.5	r 2.4
Sub-Saharan Africa	603	20.1	5.6	5.8	5.0	4.9	5.9	18.2	55.1	54.0	55.1	63.3	77.4
Angola	614	0.1	r 0.0	r 0.0	r 0.0	r 0.0	r 0.0	1.2	r 1.6	r 1.6	r 1.6	r 1.9	r 1.8
Cameroon	622	2.8	r 1.1	r 1.1	r 1.1	r 1.3	r 1.3
Chad	628	r 0.0	r 0.0	r 0.0	r 0.0	r 0.0	0.1	r 0.0	r 0.0	r 0.0	r 0.0	r 0.0
Comoros	632	0.1	r 0.0	r 0.0	r 0.0	r 0.0	r 0.0
Congo, Dem. Rep. of	636	0.0	0.1	r 0.0	r 0.0	r 0.0	r 0.0	r 0.0
Côte d'Ivoire	662	0.0	r 0.0	r 0.0	r 0.0	r 0.0	r 0.0	2.8	r 0.5	r 0.4	r 0.5	r 0.5	r 0.5
Eritrea	643	r 0.0	r 0.0	r 0.0	r 0.0	r 0.0	0.1
Gabon	646	1.8	r 0.8	r 0.8	r 0.8	r 1.0	r 0.9
Gambia, The	648	0.1	r 0.0	r 0.0	r 0.0	r 0.0	r 0.0
Ghana	652	0.2	r 0.0	r 0.0	r 0.0	r 0.0	r 0.0	0.3	r 0.1	r 0.1	r 0.1	r 0.1	r 0.1
Guinea	656	0.0	r 0.1	r 0.2	r 0.2	r 0.2	r 0.2	r 0.0	r 0.0	r 0.0	r 0.0	r 0.0
Kenya	664	0.6	r 0.0	r 0.0	r 0.0	r 0.0	r 0.0	0.0	r 0.0	r 0.0	r 0.0	r 0.0	r 0.0
Liberia	668	0.1	r 0.0	r 0.0	r 0.0	r 0.0	r 0.0	0.0	r 0.0	r 0.0	r 0.0	r 0.0	r 0.0
Madagascar	674	0.0	r 0.0	r 0.0	r 0.0	r 0.0	r 0.0	0.7	r 0.0	r 0.0	r 0.0	r 0.0	r 0.0
Malawi	676	r 0.0	r 0.0	r 0.0	r 0.0	r 0.0	r 0.9	r 0.9	r 0.9	r 1.1	r 1.0
Mauritius	684	0.1	r 0.0	r 0.0	r 0.0	r 0.0	r 0.0
Mozambique	688	0.0	r 0.0	r 0.0	r 0.0	r 0.0	r 0.0	0.1	r 0.0	r 0.0	r 0.0	r 0.0	r 0.0
Namibia	728	r 0.0	r 0.0	r 0.0	r 0.0	r 0.0	0.1	r 0.0	r 0.0	r 0.0	r 0.0	r 0.0
Nigeria	694	0.1	r 0.0	r 0.0	r 0.0	r 0.0	r 0.0	0.0	r 38.7	r 38.1	r 38.4	r 45.4	r 42.7
São Tomé & Príncipe	716	1.4	r 0.2	r 0.3	r 0.2	r 0.3	r 0.2	0.1	r 0.0	r 0.0	r 0.0	r 0.0	r 0.0
Senegal	722	0.0	r 0.0	r 0.0	r 0.0	r 0.0	r 0.0	0.1	r 0.0	r 0.0	r 0.0	r 0.0	r 0.0
Sierra Leone	724	0.0	0.1	r 0.0	r 0.0	r 0.0	r 0.0	r 0.0

Dominican Republic (243)

In Millions of U.S. Dollars

		Exports (FOB)						Imports (FOB)					
		2016	2017Q1	2017Q2	2017Q3	2017Q4	2018Q1	2016	2017Q1	2017Q2	2017Q3	2017Q4	2018Q1
South Africa	199	15.9	r 4.7	r 4.8	r 4.0	r 3.9	r 4.9	6.1	r 3.7	r 4.1	r 4.8	r 5.0	r 22.1
Swaziland	734	0.0	r 0.0	r 0.0	r 0.0	r 0.0	r 0.0	0.8	r 0.6	r 0.6	r 0.6	r 0.8	r 0.7
Tanzania	738	0.0	r 0.0	r 0.0	r 0.0	r 0.0	0.4	r 0.8	r 0.2
Togo	742	r 0.0	r 5.9	r 5.9	r 5.9	r 5.9	r 5.9
Uganda	746	0.1	r 0.0	r 0.0	r 0.0	r 0.0	r 0.0	0.0	r 0.0	r 0.0	r 0.0	r 0.0	r 0.0
Africa n.s.	799	1.6	r 0.4	r 0.4	r 0.4	r 0.4	r 0.4	0.0	r 0.0	r 0.0	r 0.0	r 0.0	r 0.0
Western Hemisphere	205	1,292.7	305.4	372.8	362.7	373.5	347.6	3,752.9	904.7	905.8	923.2	982.7	1,007.6
Anguilla	312	0.4	r 0.1	r 0.1	r 0.2	r 0.2	r 0.2	0.0
Antigua and Barbuda	311	5.0	r 1.2	r 1.4	r 1.3	r 1.4	r 1.3	1.6	r 1.7	r 1.7	r 1.7	r 2.0	r 1.9
Argentina	213	1.0	r 0.4	r 0.5	r 0.4	r 0.7	r 0.6	141.8	r 31.2	r 39.6	r 32.9	r 18.7	r 17.4
Aruba	314	8.2	r 1.5	r 1.8	r 1.9	r 2.0	r 2.0	61.8	r 0.9	r 2.2	r 1.0	r 3.9	r 1.7
Bahamas, The	313	8.9	r 2.3	r 2.9	r 2.9	r 3.1	r 2.8	42.5	r 3.0	r 3.0	r 3.0	r 3.6	r 3.4
Barbados	316	9.3	r 1.8	r 2.3	r 2.4	r 2.9	r 2.6	8.3	r 0.7	r 2.6	r 3.1	r 1.4	r 0.9
Belize	339	2.2	r 0.0	r 0.1	r 1.1	r 0.5	r 0.0	0.2	r 0.1	r 0.3	r 0.1
Bermuda	319	1.4	r 0.0	r 0.0	r 0.0	r 0.0	r 0.0	0.0	r 0.0	r 0.0	r 0.0	r 0.0	r 0.0
Bolivia	218	1.0	r 0.5	r 0.4	r 0.4	r 0.1	r 0.3	2.6	r 0.8	r 0.3	r 0.4	r 0.4	r 0.4
Brazil	223	2.9	r 1.2	r 1.4	r 1.4	r 1.1	r 1.2	759.8	r 138.7	r 133.7	r 199.4	r 192.8	r 269.1
Chile	228	10.6	r 2.8	r 2.9	r 3.8	r 3.7	r 4.6	68.4	r 15.6	r 19.8	r 19.4	r 17.4	r 13.1
Colombia	233	36.7	r 9.8	r 12.5	r 8.6	r 10.2	r 10.4	341.0	r 78.4	r 94.9	r 118.0	r 118.3	r 92.9
Costa Rica	238	29.8	r 10.9	r 14.9	r 9.5	r 8.0	r 5.9	230.7	r 43.7	r 59.8	r 58.1	r 57.3	r 41.0
Curacao	354	11.6	r 2.5	r 3.2	r 3.1	r 3.4	r 3.2	1.8	r 8.4	r 8.2	r 8.3	r 9.8	r 9.2
Dominica	321	2.3	r 0.9	r 1.2	r 1.2	r 1.3	r 1.2	0.9	r 0.2	r 0.2	r 0.2	r 0.2	r 0.2
Ecuador	248	12.2	r 5.6	r 3.8	r 10.7	r 3.6	r 3.0	67.5	r 19.9	r 17.0	r 16.8	r 22.5	r 25.8
El Salvador	253	6.6	r 1.8	r 1.6	r 2.8	r 2.9	r 2.7	96.0	r 23.5	r 25.6	r 27.3	r 29.5	r 28.2
Grenada	328	2.8	r 0.8	r 1.0	r 1.0	r 1.0	r 0.9	0.0	r 0.0	r 0.0	r 0.0	r 0.0	r 0.0
Guatemala	258	17.2	r 5.2	r 5.4	r 5.5	r 6.9	r 7.9	166.5	r 42.3	r 50.4	r 51.2	r 45.6	r 49.5
Guyana	336	9.5	r 2.8	r 3.2	r 4.8	r 4.9	r 4.1	4.8	r 1.3	r 1.5	r 1.5	r 1.8	r 1.6
Haiti	263	800.2	r 183.0	r 222.8	r 213.8	r 233.0	r 215.4	51.3	r 10.2	r 10.0	r 10.1	r 11.9	r 11.2
Honduras	268	28.2	r 3.2	r 9.4	r 10.9	r 6.0	r 5.6	79.1	r 21.8	r 21.1	r 21.0	r 18.4	r 34.9
Jamaica	343	60.3	r 13.7	r 16.1	r 15.1	r 16.3	r 14.9	1.0	r 0.2	r 0.2	r 0.3	r 0.3	r 0.3
Mexico	273	36.3	r 6.5	r 6.2	r 5.9	r 5.8	r 6.1	1,017.5	r 291.8	r 250.7	r 177.2	r 180.0	r 173.2
Montserrat	351	0.0	r 0.0	r 0.0	r 0.0	r 0.0	r 0.0	0.5	r 0.0	r 0.0	r 0.0	r 0.0	r 0.0
Nicaragua	278	19.2	r 5.1	r 5.6	r 4.5	r 4.2	r 4.0	33.4	r 4.2	r 3.7	r 5.0	r 5.9	r 5.1
Panama	283	46.2	r 11.6	r 13.4	r 14.3	r 12.2	r 11.3	61.6	r 23.5	r 13.0	r 13.0	r 6.7	r 8.1
Paraguay	288	1.6	r 0.4	r 0.5	r 0.5	r 0.5	r 0.4	9.9	r 0.7	r 0.7	r 0.7	r 0.8	r 0.8
Peru	293	9.8	r 3.1	r 4.1	r 1.6	r 1.7	r 1.3	76.0	r 19.7	r 15.5	r 17.3	r 34.0	r 28.5
Sint Maarten	352	r 0.0	r 0.0	r 0.0	r 0.1	r 0.0
St. Kitts and Nevis	361	1.1	r 0.3	r 0.4	r 0.4	r 0.4	r 0.4	0.0	r 0.0	r 0.0	r 0.0	r 0.0	r 0.0
St. Lucia	362	6.0	r 1.2	r 1.4	r 1.3	r 1.4	r 1.3	2.3	r 1.3	r 1.3	r 1.3	r 1.5	r 1.4
St. Vincent & Grens.	364	2.5	r 0.6	r 0.6	r 0.6	r 0.6	r 0.6	r 0.0	r 0.0	r 0.0	r 0.0	r 0.0
Suriname	366	6.1	r 1.3	r 1.8	r 1.8	r 2.0	r 1.9	0.0	r 0.1	r 0.1	r 0.1	r 0.1	r 0.1
Trinidad and Tobago	369	23.6	r 5.9	r 7.4	r 7.1	r 7.7	r 7.0	293.9	r 99.7	r 107.6	r 113.2	r 134.5	r 122.3
Uruguay	298	2.2	r 0.1	r 0.9	r 0.5	r 0.1	r 1.0	50.6	r 5.3	r 5.7	r 4.8	r 40.5	r 39.8
Venezuela, Rep. Bol.	299	23.7	r 6.6	r 9.3	r 9.6	r 10.8	r 10.0	66.0	r 7.4	r 7.3	r 8.6	r 13.0	r 16.2
Western Hem. n.s.	399	45.9	r 10.6	r 12.5	r 11.7	r 12.5	r 11.4	13.7	r 8.3	r 8.2	r 8.3	r 9.8	r 9.2
Other Countries n.i.e	910	76.8	13.7	14.1	12.1	12.8	12.3	25.0	4.8	4.6	4.6	5.6	5.6
Cuba	928	71.7	r 12.5	r 12.7	r 10.8	r 11.3	r 11.0	11.6	r 1.5	r 1.4	r 1.4	r 1.8	r 2.0
Korea, Dem. People's Rep.	954	5.2	r 1.2	r 1.4	r 1.3	r 1.4	r 1.3	13.4	r 3.3	r 3.2	r 3.3	r 3.8	r 3.6
Countries & Areas n.s.	898	541.8	r 125.6	r 148.7	r 139.6	r 149.7	r 136.7	126.0	r 31.9	r 31.4	r 31.6	r 37.4	r 35.2
Memorandum Items													
Africa	605	20.9	5.6	5.9	5.3	5.0	6.0	24.9	57.7	56.2	58.8	65.7	80.9
Middle East	405	11.6	2.6	2.4	2.6	2.6	2.3	23.2	5.8	6.1	5.6	9.6	8.5
European Union	998	835.0	173.6	189.6	185.3	178.3	175.3	2,375.7	524.4	482.6	573.0	618.4	640.9
Export earnings: fuel	080	111.3	31.8	37.1	40.7	36.8	34.7	841.2	279.5	287.3	310.6	354.2	387.9
Export earnings: nonfuel	092	9,253.4	2,069.2	2,452.3	2,309.4	2,456.4	2,299.8	17,053.1	4,308.5	4,384.5	4,462.8	5,243.3	4,959.4

Ecuador (248)

In Millions of U.S. Dollars

		Exports (FOB)						Imports (CIF)					
		2016	2017Q1	2017Q2	2017Q3	2017Q4	2018Q1	2016	2017Q1	2017Q2	2017Q3	2017Q4	2018Q1
IFS World		16,797.7	4,721.1	4,696.5	4,625.4	5,079.5	5,238.6	16,324.2	4,470.5	4,788.9	5,241.0	5,509.6	5,264.6
World	001	16,797.7	4,721.1	4,698.8	4,625.4	5,079.7	5,238.6	16,188.7	4,432.5	4,748.7	5,200.9	5,463.0	5,222.8
Advanced Economies	110	8,776.5	2,632.7	2,388.7	2,400.2	2,422.2	2,398.7	7,443.9	2,209.8	2,134.3	2,075.9	2,390.4	2,288.8
Euro Area	163	2,565.4	705.3	733.4	689.5	694.6	732.8	1,729.9	581.8	532.4	658.1	615.8	695.4
Austria	122	0.7	r 0.1	r 0.1	r 0.0	r 0.1	r 0.1	15.4	r 4.4	r 7.6	r 3.6	r 3.2	r 4.3
Belgium	124	176.5	r 47.6	r 46.3	r 43.9	r 47.7	r 50.1	240.2	r 70.2	r 61.0	r 86.4	r 100.6	r 111.3
Cyprus	423	2.7	r 0.7	r 0.8	r 1.0	r 0.6	r 0.4	0.1	r 0.0	r 0.0	r 0.0	r 0.0	r 0.0
Estonia	939	4.6	r 2.6	r 1.2	r 5.7	r 3.5	r 1.5	9.4	r 10.7	r 0.9	r 5.1	r 8.0	r 4.6
Finland	172	9.6	r 1.6	r 1.4	r 3.0	r 2.6	r 2.7	14.6	r 2.8	r 5.3	r 2.2	r 3.6	r 10.6
France	132	280.8	r 71.8	r 66.8	r 71.3	r 66.5	r 64.6	132.5	r 24.4	r 23.4	r 25.4	r 29.0	r 56.8
Germany	134	530.7	r 122.6	r 126.3	r 124.1	r 130.2	r 127.1	398.2	r 110.9	r 122.9	r 128.7	r 118.6	r 132.2
Greece	174	53.2	r 18.7	r 15.9	r 14.1	r 19.3	r 27.1	2.7	r 0.3	r 0.8	r 1.1	r 0.9	r 1.0
Ireland	178	3.7	r 0.6	r 1.8	r 0.8	r 0.7	r 0.9	11.1	r 1.9	r 1.8	r 1.9	r 1.8	r 3.0
Italy	136	460.9	r 144.9	r 161.4	r 134.3	r 146.7	r 192.4	257.8	r 56.8	r 60.0	r 73.8	r 71.2	r 70.9
Latvia	941	4.5	r 3.6	r 2.1	r 2.4	r 2.6	r 2.7	6.6	r 2.3	r 8.4	r 5.3	r 9.8	r 27.5
Lithuania	946	15.6	r 4.8	r 3.2	r 4.2	r 4.4	r 6.2	12.2	r 2.5	r 0.6	r 3.4	r 7.5	r 3.0
Luxembourg	137	0.0	r 0.0	r 0.0	r 0.0	r 0.0	0.8	r 1.1	r 1.8	r 6.9	r 6.5	r 8.2
Malta	181	2.3	r 0.6	r 0.4	r 0.7	r 0.6	r 0.4	0.0
Netherlands	138	422.6	r 128.3	r 127.1	r 108.6	r 108.7	r 108.3	259.4	r 143.2	r 97.8	r 138.5	r 80.3	r 127.1
Portugal	182	23.5	r 11.3	r 12.6	r 8.9	r 15.8	r 16.9	9.8	r 6.7	r 4.1	r 3.9	r 3.8	r 4.5
Slovak Republic	936	1.3	r 1.3	r 0.2	r 0.4	r 0.4	r 0.8	0.4	r 0.1	r 0.1	r 0.1	r 0.7	r 0.2
Slovenia	961	24.9	r 10.4	r 3.6	r 3.0	r 2.5	r 7.1	1.4	r 0.3	r 0.6	r 0.3	r 0.5	r 0.5
Spain	184	547.3	r 133.9	r 162.2	r 163.2	r 141.5	r 123.5	357.3	r 143.3	r 135.4	r 171.5	r 169.9	r 129.7
Australia	193	17.6	r 5.2	r 4.5	r 3.1	r 3.6	r 3.9	10.5	r 2.8	r 1.9	r 1.7	r 2.5	r 2.8
Canada	156	77.9	r 21.0	r 16.3	r 17.7	r 31.3	r 30.3	190.2	r 49.0	r 65.5	r 55.3	r 47.6	r 46.7
China,P.R.: Hong Kong	532	21.8	r 5.1	r 6.2	r 6.3	r 6.8	r 9.3	142.7	r 28.6	r 41.3	r 34.6	r 35.1	r 39.3
Czech Republic	935	9.3	r 3.6	r 2.4	r 3.7	r 1.2	r 1.8	2.4	r 0.8	r 1.0	r 1.2	r 2.0	r 0.7
Denmark	128	13.5	r 3.4	r 3.8	r 2.7	r 3.2	r 3.3	27.3	r 5.3	r 6.0	r 5.5	r 4.9	r 5.6
Iceland	176	0.9	r 0.2	r 0.2	r 0.6	r 0.2	r 0.0
Israel	436	5.8	r 7.7	r 1.5	r 1.4	r 2.7	r 1.6	21.2	r 5.3	r 6.8	r 5.6	r 6.2	r 4.2
Japan	158	319.6	r 101.2	r 77.4	r 65.9	r 144.6	r 87.0	292.9	r 91.7	r 97.3	r 112.3	r 106.8	r 119.3
Korea, Republic of	542	82.5	r 29.0	r 26.8	r 26.1	r 33.0	r 30.5	526.2	r 127.3	r 160.2	r 155.0	r 173.1	r 146.7
New Zealand	196	33.6	r 9.1	r 9.2	r 9.1	r 9.1	r 8.6	5.1	r 0.6	r 0.4	r 1.1	r 1.2	r 0.6
Norway	142	11.6	r 4.4	r 3.5	r 3.2	r 3.9	r 3.3	4.7	r 2.8	r 1.6	r 1.3	r 2.4	r 1.7
Singapore	576	10.5	r 1.3	r 1.2	r 1.2	r 1.4	r 1.2	45.8	r 17.5	r 16.7	r 11.2	r 18.9	r 14.6
Sweden	144	26.4	r 12.4	r 8.9	r 11.6	r 11.4	r 15.0	26.5	r 9.2	r 5.6	r 5.8	r 6.4	r 9.1
Switzerland	146	20.7	r 3.4	r 3.2	r 3.4	r 3.0	r 3.8	134.8	r 38.0	r 31.2	r 26.2	r 29.2	r 30.0
Taiwan Prov. of China	528	9.3	r 3.2	r 2.8	r 4.0	r 2.4	r 1.5	123.3	r 30.6	r 33.1	r 35.7	r 39.7	r 36.4
United Kingdom	112	139.3	r 41.7	r 49.1	r 62.0	r 47.1	r 38.3	51.2	r 16.1	r 16.7	r 20.4	r 43.3	r 22.5
United States	111	5,410.9	r 1,675.7	r 1,438.2	r 1,488.8	r 1,422.7	r 1,426.4	4,109.2	r 1,202.7	r 1,116.6	r 944.8	r 1,255.3	r 1,113.2
Emerg. & Dev. Economies	200	8,003.4	2,084.5	2,297.7	2,215.2	2,640.3	2,819.6	8,648.2	2,205.6	2,595.9	3,105.8	3,042.6	2,918.7
Emerg. & Dev. Asia	505	2,011.5	537.7	644.7	673.6	704.6	842.4	3,047.3	785.2	867.6	1,035.7	1,110.7	1,072.1
American Samoa	859	0.4	0.1	r 0.0	r 0.2	r 0.1	r 0.4
Bangladesh	513	3.0	r 0.7	r 0.2	r 0.1	r 0.3	r 0.1	1.4	r 0.8	r 0.7	r 0.5	r 0.2	r 0.8
Brunei Darussalam	516	0.0	r 0.0	r 0.0	0.2	r 0.0	r 3.2	r 0.1
Cambodia	522	0.3	r 0.0	r 0.0	0.5	r 0.1	r 0.1	r 0.1	r 0.1	r 0.2
China,P.R.: Mainland	924	656.4	r 177.9	r 178.1	r 238.6	r 177.2	r 355.9	2,549.4	r 635.2	r 694.0	r 850.9	r 884.0	r 872.6
Fiji	819	0.3	r 0.0
F.T. New Caledonia	839	0.0	r 0.0	r 0.0	r 0.1
Guam	829	0.3	r 0.5	r 0.0	r 0.1	r 0.0	r 0.0	0.0	r 0.0	r 0.2	r 0.0	r 0.0
India	534	91.4	r 4.5	r 63.3	r 26.7	r 28.6	r 129.1	177.0	r 58.1	r 74.9	r 68.0	r 91.6	r 66.2
Indonesia	536	53.2	r 15.7	r 10.1	r 22.6	r 44.8	r 19.9	57.7	r 15.4	r 12.9	r 13.7	r 17.0	r 21.8
Kiribati	826	0.2	r 1.2	1.1	r 1.2	r 1.0
Lao People's Dem.Rep	544	0.2	r 0.0
Malaysia	548	70.5	r 26.7	r 14.0	r 17.5	r 32.5	r 19.3	19.0	r 4.4	r 6.6	r 8.1	r 10.0	r 9.2
Maldives	556	0.2	r 0.2	r 0.1	r 0.2	r 0.1	r 0.1
Marshall Islands	867	0.1	3.1	r 1.4	r 0.0	r 0.1
Micronesia	868	r 3.2	r 0.9	r 2.3
Mongolia	948	0.0	r 0.1	r 0.1	r 0.1	r 0.0	r 0.0
Palau	565	r 0.1

Ecuador (248)

In Millions of U.S. Dollars

		Exports (FOB)						Imports (CIF)					
		2016	2017Q1	2017Q2	2017Q3	2017Q4	2018Q1	2016	2017Q1	2017Q2	2017Q3	2017Q4	2018Q1
Papua New Guinea	853	0.0	r 0.0	r 0.1	r 0.2	r 0.0	r 0.1	0.0
Philippines	566	14.0	r 3.8	r 4.0	r 2.7	r 2.6	r 2.8	2.8	r 0.7	r 1.6	r 0.3	r 0.7	r 0.7
Samoa	862	0.2
Solomon Islands	813	0.2	r 1.8
Sri Lanka	524	1.5	r 0.0	r 0.8	r 0.8	r 1.4	9.6	r 1.4	r 2.2	r 2.5	r 2.4	r 1.7
Thailand	578	3.9	r 0.8	r 1.1	r 1.2	r 1.1	r 1.5	149.6	r 41.8	r 50.3	r 66.2	r 78.3	r 67.4
Tuvalu	869	r 0.0	r 3.4
Vietnam	582	1,115.9	r 306.5	r 372.9	r 362.5	r 415.9	r 312.1	73.9	r 25.8	r 23.9	r 21.7	r 20.8	r 22.6
Asia n.s.	598	0.1	r 0.0	r 0.1	r 0.0	r 0.1	r 0.2	1.0	r 0.0	r 0.3	r 0.1	r 0.2	r 0.1
Europe	170	1,131.2	341.1	293.2	266.9	302.2	341.1	238.8	42.2	61.1	41.3	47.2	58.6
Emerg. & Dev. Europe	903	213.5	56.2	51.6	62.5	49.0	64.7	65.0	16.3	20.9	19.4	20.0	23.2
Albania	914	9.9	r 3.8	r 3.9	r 4.1	r 2.2	r 4.5	0.9	r 0.2
Bosnia and Herzegovina	963	0.0	r 0.2	0.0	r 0.0
Bulgaria	918	11.5	r 3.2	r 2.8	r 2.8	r 3.9	r 3.8	1.9	r 0.6	r 0.6	r 0.8	r 0.3	r 0.4
Croatia	960	22.2	r 4.9	r 4.3	r 5.2	r 2.6	r 4.8	0.7	r 0.7	r 0.7	r 0.4	r 1.0	r 0.2
Hungary	944	0.7	r 0.3	r 0.2	r 0.4	r 0.1	r 0.1	2.7	r 0.5	r 0.7	r 0.5	r 1.1	r 0.7
Macedonia, FYR	962	0.1	r 0.1	r 0.0	r 0.1	r 0.1	r 0.1
Montenegro	943	10.2	r 2.7	r 1.0	r 0.9	r 0.7	r 1.6
Poland	964	36.5	r 11.0	r 8.9	r 11.8	r 13.3	r 16.0	9.5	r 2.7	r 3.0	r 5.4	r 5.1	r 4.8
Romania	968	7.0	r 2.2	r 1.3	r 3.0	r 1.3	r 1.6	5.4	r 1.0	r 5.3	r 2.5	r 1.8	r 1.4
Serbia, Republic of	942	0.7	r 0.2	r 0.0	r 0.0	r 0.0	r 0.1	0.1	r 0.1	r 0.1
Turkey	186	114.7	r 27.9	r 29.2	r 34.2	r 24.8	r 32.0	43.8	r 10.8	r 10.6	r 9.8	r 10.7	r 15.3
CIS	901	892.6	277.8	241.5	204.4	253.2	276.5	173.1	25.9	40.2	21.8	27.2	35.5
Armenia	911	0.1	r 0.0	r 0.1	r 0.2	0.0	r 0.0
Azerbaijan, Rep. of	912	5.6	r 2.0	r 1.9	r 2.2	r 2.4	r 2.0	0.0	r 0.0
Belarus	913	2.5	r 1.1	r 1.2	r 0.6	r 0.4	r 1.1	0.2	r 0.1	r 0.2	r 0.0
Georgia	915	17.2	r 5.5	r 4.4	r 4.3	r 5.9	r 7.0	1.1
Kazakhstan	916	19.5	r 6.6	r 5.0	r 6.2	r 5.0	r 7.7	0.0	r 0.0
Moldova	921	1.4	r 0.7	r 0.5	r 0.3	r 0.2	r 0.5	0.0
Russian Federation	922	769.2	r 234.8	r 213.2	r 173.8	r 223.5	r 237.3	167.7	r 25.7	r 40.0	r 21.5	r 26.9	r 35.2
Tajikistan	923	0.2	r 0.1	r 0.0	r 0.4	r 0.2	r 0.1
Turkmenistan	925	0.5	r 0.5	r 0.2	r 0.1	r 0.1	r 0.1	0.0	r 0.0
Ukraine	926	75.3	r 25.8	r 14.7	r 15.9	r 14.3	r 19.7	3.9	r 0.2	r 0.1	r 0.1	r 0.1	r 0.1
Uzbekistan	927	1.2	r 0.6	r 0.4	r 0.7	r 1.0	r 0.8	r 0.1	r 0.1
Europe n.s.	884	25.2	r 7.2	0.8	r 0.0	r 0.1	r 0.0
Mid East, N Africa, Pak	440	268.7	88.5	75.6	89.1	79.2	106.5	40.7	13.6	17.3	12.4	16.1	12.8
Algeria	612	13.2	r 0.6	r 1.6	r 0.2	r 5.8	r 11.7	0.0	r 0.0
Bahrain, Kingdom of	419	1.0	r 0.4	r 0.3	r 0.5	r 0.3	r 0.4	1.2	r 0.9	r 3.0	r 1.0	r 0.5	r 0.8
Djibouti	611	0.1	r 0.1
Egypt	469	13.3	r 0.0	r 0.8	r 1.4	r 0.4	r 0.8	2.0	r 0.6	r 3.6	r 0.6	r 0.9	r 0.6
Iran, I.R. of	429	22.8	r 23.7	r 10.6	r 14.5	r 15.1	r 18.6	0.1	r 0.0	r 0.0	r 0.0
Iraq	433	21.2	r 15.8	r 10.9	r 16.9	r 12.9	r 15.5	0.2	r 0.0
Jordan	439	4.9	r 1.3	r 1.3	r 1.0	r 0.8	r 0.6	0.8	r 0.0	r 0.4	r 0.2	r 0.2	r 0.3
Kuwait	443	37.0	r 4.8	r 5.1	r 9.2	r 6.8	r 8.7	0.0	r 0.0	r 0.0	r 0.0	r 0.1
Lebanon	446	1.5	r 0.7	r 0.6	r 0.5	r 0.7	r 0.7	0.2	r 0.0	r 0.1	r 0.1
Libya	672	0.8	r 0.1	r 0.3	r 0.2	r 0.4	r 0.1	0.2	r 0.0	r 0.0
Mauritania	682	r 0.0	0.0	r 0.0	r 0.0	r 0.0	r 0.0	r 0.1
Morocco	686	9.4	r 1.6	r 2.8	r 2.3	r 4.2	r 2.4	0.1	r 0.7	r 0.1	r 0.1
Oman	449	0.6	r 0.5	r 0.0	r 0.2	r 0.1	r 0.4	0.3	r 0.2	r 0.0	r 0.1	r 0.6	r 0.1
Pakistan	564	14.9	r 0.1	r 0.1	r 0.4	r 0.9	r 10.2	4.9	r 1.2	r 1.6	r 2.9	r 2.6	r 2.5
Qatar	453	6.3	r 1.9	r 2.0	r 2.2	r 1.5	r 1.8	2.6	r 0.8	r 0.9	r 0.2	r 0.4	r 0.1
Saudi Arabia	456	78.2	r 27.4	r 26.4	r 27.7	r 17.0	r 20.1	14.3	r 3.9	r 2.5	r 4.6	r 5.8	r 4.9
Syrian Arab Republic	463	0.8	r 0.2	0.5	r 0.2	r 0.1	r 0.2	r 0.3	r 0.0
Tunisia	744	10.9	r 1.3	r 1.0	r 1.2	r 1.8	r 4.6	2.7	r 0.9	r 0.6	r 0.4	r 0.7	r 0.2
United Arab Emirates	466	32.0	r 8.6	r 11.9	r 10.3	r 10.6	r 10.0	10.6	r 4.8	r 3.7	r 2.2	r 3.9	r 2.8
Yemen, Republic of	474	0.1	r 0.0	r 0.0
Sub-Saharan Africa	603	29.3	5.6	4.4	3.6	3.3	3.5	5.8	1.8	3.4	2.6	31.7	5.8
Angola	614	0.9	r 0.0	r 0.2	r 0.1	0.0	r 0.0	r 1.5	r 0.0	r 0.0
Benin	638	0.2	r 0.1	r 0.1	r 0.0	r 0.2	r 0.1
Cabo Verde	624	0.3	r 0.2	r 0.0	r 0.9

Ecuador (248)

In Millions of U.S. Dollars

		Exports (FOB)						Imports (CIF)					
		2016	2017Q1	2017Q2	2017Q3	2017Q4	2018Q1	2016	2017Q1	2017Q2	2017Q3	2017Q4	2018Q1
Cameroon	622	0.0	r 0.1	r 0.1	r 0.0	r 0.1	r 0.1	r 0.0
Comoros	632	0.0	r 0.1
Congo, Republic of	634	0.1	r 0.0	r 0.0	r 0.0	r 0.0	0.0	r 0.2	r 0.1	r 0.0	r 0.0	r 0.0
Côte d'Ivoire	662	0.4	r 0.1	r 0.4	r 0.5	r 0.7	r 1.4	0.0	r 0.1	r 0.0
Ethiopia	644	0.1	r 0.0	r 0.1	r 0.0	r 0.1	r 0.0	0.0
Ghana	652	0.5	r 0.0	r 0.1	r 0.0	r 0.1	0.0	r 0.0	r 0.1
Kenya	664	0.6	r 0.0	r 0.2	r 0.0	r 0.0	r 0.1	0.8	r 0.1	r 0.1	r 0.2	r 0.1	r 0.1
Liberia	668	0.1	r 0.1
Madagascar	674	0.4	r 0.4	r 0.1	r 0.1	r 0.0	r 0.2
Mauritius	684	0.5	r 0.2	r 0.4	r 0.5	r 0.3	r 0.2
Mozambique	688	0.1	r 0.0	0.0	r 0.0	r 0.0
Nigeria	694	0.4	r 0.4	r 0.1	r 0.3	r 0.3	r 0.1	r 0.0	r 0.0	r 28.7	r 0.1
Senegal	722	0.3	r 0.0	r 0.0	r 0.1	r 0.0	r 0.0	0.0	r 0.0	r 0.3	r 0.0
Seychelles	718	0.5	r 0.0	r 0.0	r 0.1	r 0.3	r 0.9
South Africa	199	12.5	r 3.4	r 2.8	r 1.7	r 1.9	r 1.5	4.7	r 1.1	r 1.4	r 1.5	r 2.0	r 3.7
Swaziland	734	0.0	r 0.1	r 0.0	r 0.7	r 0.0	r 0.1
Tanzania	738	0.1	r 0.0	r 0.0	r 0.0
Africa n.s.	799	11.5	r 0.6	r 0.0	r 0.0	r 0.0	0.0	r 0.0	r 0.0
Western Hemisphere	205	4,562.7	1,111.6	1,279.8	1,182.1	1,551.1	1,526.0	5,315.6	1,362.7	1,646.5	2,013.8	1,837.0	1,769.4
Antigua and Barbuda	311	0.1	r 0.0	r 0.0	r 0.0	r 0.0	r 0.0	r 0.0
Argentina	213	217.6	r 59.8	r 51.9	r 74.7	r 84.0	r 67.3	218.2	r 84.7	r 79.3	r 87.2	r 124.1	r 118.6
Aruba	314	9.3	r 0.0	r 0.1	r 0.1	r 0.1	r 0.2	0.1	r 16.7	r 0.0
Bahamas, The	313	0.5	r 0.1	r 0.3	r 0.5	r 0.2	r 0.5	0.1	r 0.1	r 0.0	r 16.9	r 0.1	r 0.0
Barbados	316	1.5	r 0.1	r 0.1	r 0.2	r 0.2	r 0.4	0.0	r 0.1	r 0.1	r 0.1
Belize	339	0.2	r 0.0	r 0.1	r 0.0	r 0.1	r 0.1	0.1
Bolivia	218	31.7	r 8.2	r 11.2	r 9.4	r 10.2	r 7.4	191.9	r 37.9	r 44.2	r 68.5	r 45.4	r 37.4
Brazil	223	144.8	r 31.0	r 28.8	r 30.5	r 33.9	r 22.3	671.9	r 190.4	r 213.5	r 217.2	r 245.4	r 226.7
Chile	228	1,150.6	r 269.3	r 352.5	r 278.4	r 335.8	r 346.3	479.6	r 116.9	r 139.0	r 157.7	r 146.6	r 118.1
Colombia	233	810.5	r 206.8	r 172.2	r 187.2	r 198.4	r 205.8	1,421.1	r 392.6	r 405.3	r 451.4	r 466.9	r 432.0
Costa Rica	238	24.4	r 7.1	r 8.0	r 7.5	r 8.1	r 8.0	46.0	r 10.7	r 13.2	r 14.7	r 13.4	r 11.4
Curacao	354	1.1	r 0.2	r 0.3	r 0.3	r 0.2	r 0.3	1.3	r 0.3	r 0.0	r 0.2	r 0.2	r 0.2
Dominica	321	0.1	r 0.0	r 0.1	r 0.0	r 0.0	0.0	r 0.0	r 0.0	r 0.4
Dominican Republic	243	60.5	r 17.5	r 14.8	r 14.4	r 19.2	r 22.1	12.8	r 6.0	r 4.2	r 12.3	r 4.2	r 3.4
El Salvador	253	11.1	r 4.2	r 12.3	r 3.8	r 3.3	r 2.5	6.4	r 1.7	r 2.2	r 2.0	r 2.6	r 2.3
Greenland	326	0.1
Grenada	328	0.1	r 0.0	r 0.0	r 0.0	r 0.0
Guatemala	258	46.8	r 8.2	r 12.6	r 38.6	r 15.1	r 6.4	28.4	r 8.0	r 8.0	r 13.8	r 15.7	r 12.2
Guyana	336	0.3	r 0.0	r 0.0	r 0.1	r 0.0	1.5	r 0.0	r 0.7	r 0.2	r 1.0
Haiti	263	0.9	r 0.4	r 0.7	r 0.4	r 0.6	r 0.2	r 0.0	r 0.0	r 0.1
Honduras	268	16.9	r 2.3	r 2.3	r 4.0	r 13.0	r 4.0	5.7	r 2.5	r 1.3	r 1.2	r 1.8	r 2.4
Jamaica	343	16.5	r 0.8	r 1.1	r 0.9	r 0.9	r 0.9	0.0	r 0.0	r 0.0	r 0.4	r 0.4
Mexico	273	168.1	r 38.9	r 26.4	r 30.1	r 33.8	r 30.2	490.7	r 143.9	r 166.5	r 169.1	r 180.5	r 169.3
Netherlands Antilles	353	0.3	r 0.1	r 0.0	r 0.0	r 0.1	r 0.1	31.6	r 0.0	r 21.9	r 0.1
Nicaragua	278	75.2	r 10.9	r 5.0	r 3.2	r 9.9	r 7.8	8.2	r 2.1	r 2.3	r 1.2	r 1.3	r 2.0
Panama	283	662.3	r 165.9	r 191.2	r 271.1	r 307.6	r 319.9	888.6	r 149.6	r 312.9	r 484.8	r 326.6	r 385.7
Paraguay	288	4.1	r 0.9	r 2.0	r 1.8	r 1.8	r 2.5	36.1	r 11.1	r 23.0	r 29.3	r 10.6	r 24.7
Peru	293	934.2	r 261.1	r 359.6	r 204.2	r 457.7	r 453.4	688.7	r 178.4	r 191.8	r 234.4	r 225.7	r 196.6
St. Kitts and Nevis	361	0.1	r 0.0	r 0.0	r 0.0
St. Lucia	362	0.3	r 0.0	r 0.0	r 0.0	r 0.1	r 0.0
St. Vincent & Grens.	364	0.2	r 0.0	r 0.1	r 0.0
Suriname	366	0.2	r 0.0	r 0.3	r 0.1	0.1	r 0.0
Trinidad and Tobago	369	4.1	r 1.0	r 0.9	r 1.2	r 1.3	r 1.3	17.7	r 1.1	r 1.2	r 1.9	r 0.7	r 2.0
Uruguay	298	24.5	r 7.2	r 5.7	r 5.8	r 7.3	r 8.4	59.0	r 21.5	r 17.3	r 22.5	r 22.2	r 20.5
Venezuela, Rep. Bol.	299	144.1	r 9.2	r 19.6	r 13.1	r 7.8	r 7.7	9.6	r 3.2	r 4.0	r 5.7	r 2.5	r 1.6
Other Countries n.i.e	910	14.5	3.3	5.3	2.4	4.1	4.1	7.7	1.4	2.6	1.1	1.6	3.5
Cuba	928	14.4	r 3.3	r 5.3	r 2.4	r 4.1	r 4.1	6.6	r 1.2	r 1.1	r 0.6	r 1.4	r 3.0
Korea, Dem. People's Rep.	954	0.0	r 0.0	1.0	r 0.2	r 1.6	r 0.5	r 0.2	r 0.5
Special Categories	899	r 0.4	r 0.6	r 0.5	r 0.9	r 6.2	r 10.8	r 18.8	r 10.7
Countries & Areas n.s.	898	3.3	r 0.6	r 6.7	r 7.0	r 12.6	r 15.3	89.0	r 15.7	r 9.6	r 7.2	r 9.6	r 1.2

Ecuador (248)

In Millions of U.S. Dollars

		Exports (FOB)						Imports (CIF)					
		2016	2017Q1	2017Q2	2017Q3	2017Q4	2018Q1	2016	2017Q1	2017Q2	2017Q3	2017Q4	2018Q1
Memorandum Items													
Africa	605	62.9	9.1	9.7	7.3	15.2	22.2	8.6	2.7	4.7	3.0	32.5	6.1
Middle East	405	220.3	85.0	70.2	84.9	66.5	77.7	33.1	11.5	14.4	9.1	12.6	9.9
European Union	998	2,831.7	787.8	815.2	792.5	778.8	817.6	1,857.4	618.5	572.0	700.7	681.7	740.9
Export earnings: fuel	080	1,999.5	553.1	493.4	475.6	519.3	556.7	1,837.9	471.5	506.4	557.0	585.5	517.3
Export earnings: nonfuel	092	14,798.2	4,168.0	4,205.4	4,149.8	4,560.4	4,682.0	14,350.8	3,961.0	4,242.3	4,643.8	4,877.5	4,705.5

Egypt (469)

In Millions of U.S. Dollars

		Exports (FOB)						Imports (CIF)					
		2016	2017Q1	2017Q2	2017Q3	2017Q4	2018Q1	2016	2017Q1	2017Q2	2017Q3	2017Q4	2018Q1
IFS World		22,087.3	5,972.7	6,246.7	5,949.1	57,765.8	12,900.5	12,349.6	15,853.5
World	001	20,020.9	5,547.5	5,693.0	5,839.4	6,215.7	6,755.8	56,705.8	14,658.2	14,054.1	14,737.9	16,016.6	16,011.4
Advanced Economies	110	9,247.2	2,578.2	2,908.1	3,052.0	3,019.0	3,458.6	25,320.3	5,751.3	5,673.4	6,098.0	6,355.8	6,256.2
Euro Area	163	4,508.7	1,525.3	1,639.7	1,611.0	1,423.5	1,825.8	13,025.1	2,745.6	3,029.3	3,172.8	3,047.5	3,100.2
Austria	122	36.2	r 22.5	r 29.9	r 14.8	r 8.9	r 18.5	270.8	r 64.4	r 69.4	r 67.2	r 70.9	r 68.9
Belgium	124	180.4	r 58.7	r 41.0	r 49.8	r 52.0	r 41.7	906.5	r 251.1	r 229.3	r 262.7	r 261.8	r 241.0
Cyprus	423	79.5	r 35.3	r 6.8	r 20.6	r 99.0	r 7.4	240.7	r 68.8	r 51.0	r 41.1	r 75.5	r 70.4
Finland	172	10.2	r 2.8	r 3.3	r 4.3	r 3.3	r 4.6	387.6	r 89.1	r 81.5	r 117.9	r 110.2	r 99.8
France	132	390.3	r 136.3	r 122.7	r 164.2	r 130.2	r 117.1	2,180.1	r 355.9	r 589.4	r 491.3	r 568.9	r 508.4
Germany	134	780.5	r 195.8	r 259.0	r 282.7	r 212.8	r 246.7	2,911.6	r 651.8	r 619.2	r 754.6	r 734.5	r 776.8
Greece	174	142.5	r 28.4	r 112.1	r 71.4	r 19.0	r 71.0	647.2	r 96.0	r 90.2	r 136.2	r 149.9	r 97.2
Ireland	178	26.7	r 19.1	r 6.8	r 13.3	r 7.9	r 14.0	236.5	r 41.4	r 58.7	r 48.9	r 28.1	r 25.6
Italy	136	1,438.2	r 637.0	r 665.9	r 544.5	r 537.7	r 817.1	2,050.6	r 404.8	r 504.0	r 534.5	r 424.1	r 475.2
Latvia	941	10.2	r 2.8	r 5.6	r 3.3	r 2.7	r 3.9	110.5	r 31.0	r 21.6	r 24.1	r 16.7	r 20.1
Luxembourg	137	10.2	r 0.2	r 1.8	r 1.2	r 1.0	r 1.4	38.3	r 10.9	r 20.3	r 8.6	r 25.5	r 25.0
Malta	181	140.4	r 47.3	r 58.9	r 57.0	r 63.1	r 114.1	610.2	r 108.6	r 182.1	r 47.2	r 33.2	r 106.0
Netherlands	138	525.5	r 147.4	r 149.9	r 176.7	r 104.9	r 117.9	1,408.6	r 340.8	r 271.4	r 322.5	r 252.5	r 262.3
Portugal	182	32.4	r 11.4	r 13.5	r 14.5	r 10.9	r 10.8	55.9	r 10.7	r 13.8	r 20.9	r 11.4	r 12.8
Slovenia	961	28.8	r 4.2	r 2.0	r 1.3	r 9.1	r 6.3	20.7	r 11.5	r 7.3	r 6.6	r 8.4	r 8.6
Spain	184	676.7	r 176.1	r 160.5	r 191.4	r 161.0	r 233.3	949.3	r 208.8	r 220.1	r 288.5	r 275.9	r 302.1
Australia	193	32.0	r 10.4	r 6.6	r 4.3	r 9.6	r 12.7	319.4	r 66.9	r 66.1	r 69.4	r 60.1	r 80.4
Canada	156	449.0	r 31.1	r 53.2	r 197.5	r 154.8	r 204.2	227.8	r 52.7	r 56.0	r 66.1	r 47.8	r 50.4
China,P.R.: Hong Kong	532	218.4	r 43.6	r 61.7	r 48.1	r 42.9	r 63.7	799.4	r 141.5	r 104.5	r 188.7	r 227.2	r 229.2
Czech Republic	935	24.0	r 6.7	r 9.3	r 4.6	r 5.0	r 2.6	117.9	r 18.5	r 13.6	r 52.4	r 52.0	r 27.7
Denmark	128	32.5	r 4.6	r 5.2	r 9.6	r 9.6	r 8.7	231.1	r 47.0	r 54.6	r 43.6	r 56.5	r 49.0
Japan	158	77.1	r 9.9	r 30.2	r 13.5	r 8.0	r 30.3	702.9	r 147.5	r 114.8	r 124.5	r 140.1	r 131.4
Korea, Republic of	542	117.4	r 29.9	r 68.8	r 31.2	r 31.6	r 25.9	1,131.2	r 248.7	r 229.1	r 259.6	r 291.9	r 305.8
New Zealand	196	7.3	r 0.8	r 1.3	r 0.5	r 0.6	r 1.3	290.7	r 55.6	r 26.6	r 37.1	r 43.3	r 49.3
Norway	142	10.1	r 2.0	r 4.1	r 1.9	r 1.9	r 1.3	106.8	r 53.3	r 63.0	r 22.9	r 44.2	r 88.4
Singapore	576	160.4	r 25.1	r 50.7	r 50.6	r 46.8	r 37.8	568.4	r 179.2	r 153.9	r 191.1	r 274.1	r 156.2
Sweden	144	76.5	r 18.9	r 23.7	r 27.3	r 26.6	r 25.4	471.9	r 143.5	r 131.5	r 171.6	r 128.3	r 142.7
Switzerland	146	832.3	r 194.8	r 113.4	r 231.4	r 223.3	r 265.0	2,004.4	r 561.4	r 448.8	r 440.1	r 592.5	r 478.2
Taiwan Prov.of China	528	15.4	r 9.5	r 9.0	r 12.7	r 6.4	r 10.5	439.7	r 122.5	r 84.1	r 83.2	r 92.6	r 98.1
United Kingdom	112	1,294.3	r 242.7	r 290.3	r 400.0	r 454.0	r 462.7	1,991.6	r 495.8	r 458.5	r 537.7	r 538.6	r 500.2
United States	111	1,391.8	r 422.9	r 540.9	r 407.8	r 574.4	r 480.7	2,892.0	r 671.6	r 639.0	r 637.2	r 719.1	r 769.0
Emerg. & Dev. Economies	200	9,584.5	2,472.2	2,297.0	2,306.6	2,650.6	2,912.5	27,034.4	7,135.2	7,040.7	7,426.7	8,505.0	8,301.0
Emerg. & Dev. Asia	505	1,272.3	380.3	212.6	419.8	339.4	514.9	7,382.2	1,772.0	1,807.0	2,060.2	2,088.9	2,150.1
China,P.R.: Mainland	924	348.1	r 30.2	r 36.7	r 73.0	r 78.3	r 131.3	4,533.9	r 1,025.2	r 1,024.9	r 1,264.9	r 1,269.2	r 1,384.2
India	534	741.1	r 285.8	r 107.8	r 291.1	r 207.9	r 295.1	1,346.3	r 386.1	r 433.3	r 417.1	r 379.0	r 359.7
Indonesia	536	41.3	r 18.1	r 14.5	r 7.3	r 11.9	r 30.0	324.1	r 101.9	r 92.9	r 94.3	r 128.3	r 116.2
Malaysia	548	27.2	r 13.0	r 10.6	r 9.6	r 8.6	r 16.4	406.5	r 95.7	r 98.0	r 104.5	r 108.3	r 94.0
Thailand	578	4.8	r 0.9	r 2.7	r 8.5	r 1.6	r 1.4	507.0	r 103.6	r 82.0	r 96.1	r 91.0	r 113.0
Vietnam	582	7.6	r 2.2	r 2.3	r 1.7	r 3.0	r 2.2	140.4	r 33.3	r 47.6	r 53.8	r 53.9	r 49.2
Asia n.s.	598	102.2	r 30.1	r 38.0	r 28.6	r 28.1	r 38.5	124.0	r 26.2	r 28.3	r 29.5	r 59.2	r 33.8
Europe	170	1,158.1	367.3	429.8	370.0	434.7	528.6	6,609.9	2,096.2	1,920.4	1,726.5	1,975.3	2,208.3
Emerg. & Dev. Europe	903	942.9	290.3	319.1	314.9	321.4	367.8	2,995.2	1,004.2	588.8	674.5	540.5	760.3
Bulgaria	918	30.6	r 7.6	r 4.9	r 6.2	r 18.8	r 9.7	303.4	r 255.7	r 87.5	r 72.1	r 29.4	r 138.5
Croatia	960	5.8	r 0.9	r 7.0	r 0.9	r 1.0	r 1.7	57.8	r 19.7	r 14.3	r 29.6	r 16.2	r 13.1
Hungary	944	6.8	r 1.4	r 11.1	r 3.6	r 2.7	r 1.3	188.1	r 13.0	r 16.4	r 14.0	r 13.9	r 16.0
Poland	964	63.5	r 21.7	r 14.6	r 29.4	r 23.4	r 22.6	135.0	r 40.9	r 24.1	r 32.9	r 26.0	r 24.0
Romania	968	49.4	r 9.9	r 9.4	r 15.7	r 16.3	r 15.4	295.4	r 91.1	r 85.4	r 117.4	r 58.2	r 79.8
Turkey	186	786.8	r 248.8	r 272.1	r 259.1	r 259.2	r 317.1	2,015.5	r 583.8	r 361.1	r 408.5	r 396.8	r 488.9
CIS	901	177.9	58.6	95.7	41.1	84.9	106.4	3,463.2	1,047.3	1,307.9	997.5	1,348.7	1,393.5
Georgia	915	2.0	r 0.6	r 0.8	r 0.6	r 27.1	r 8.7	1.8	r 0.4	r 1.4	r 0.3	r 0.6	r 1.7
Russian Federation	922	166.8	r 53.0	r 88.4	r 37.8	r 44.6	r 87.8	2,306.6	r 603.6	r 713.9	r 630.9	r 963.0	r 1,024.6
Ukraine	926	9.1	r 5.0	r 6.5	r 2.7	r 13.2	r 9.9	1,154.8	r 443.3	r 592.6	r 366.3	r 385.1	r 367.2
Europe n.s.	884	37.3	r 18.4	r 15.0	r 14.0	r 28.4	r 54.4	151.5	r 44.7	r 23.7	r 54.5	r 86.1	r 54.5
Mid East, N Africa, Pak	440	6,543.3	1,596.6	1,494.7	1,369.4	1,618.0	1,652.8	10,199.1	2,668.4	2,798.8	2,683.1	3,560.4	3,223.7
Algeria	612	252.7	r 55.2	r 68.5	r 63.6	r 88.6	r 66.6	221.2	r 55.4	r 39.0	r 158.4	r 144.2	r 110.1
Bahrain, Kingdom of	419	143.3	r 34.9	r 45.4	r 12.7	r 43.7	r 37.4	157.9	r 50.3	r 18.8	r 24.9	r 25.6	r 39.4

Egypt (469)

In Millions of U.S. Dollars

		Exports (FOB)						Imports (CIF)					
		2016	2017Q1	2017Q2	2017Q3	2017Q4	2018Q1	2016	2017Q1	2017Q2	2017Q3	2017Q4	2018Q1
Iraq	433	38.4	r 11.8	r 14.9	r 35.8	r 7.6	r 6.1	407.7	r 102.5	r 180.0	r 275.5	r 230.3	r 273.2
Jordan	439	349.3	r 86.5	r 69.9	r 79.8	r 82.4	r 75.3	261.3	r 48.1	r 46.8	r 72.4	r 89.8	r 85.9
Kuwait	443	119.6	r 28.4	r 58.4	r 35.9	r 27.0	r 29.3	1,253.3	r 336.5	r 358.6	r 157.7	r 419.8	r 556.2
Lebanon	446	613.5	r 134.4	r 108.2	r 94.0	r 92.2	r 129.7	444.0	r 91.3	r 68.1	r 138.5	r 137.6	r 128.4
Libya	672	86.0	r 33.5	r 18.3	r 13.7	r 10.5	r 9.1	20.1	r 4.6	r 4.2	r 0.4	r 11.0	r 10.7
Morocco	686	244.4	r 48.8	r 59.0	r 60.1	r 68.0	r 69.2	38.5	r 11.3	r 4.2	r 4.6	r 12.4	r 5.6
Oman	449	88.0	r 12.7	r 19.8	r 16.0	r 20.0	r 28.8	97.4	r 12.9	r 12.9	r 30.8	r 18.5	r 31.7
Pakistan	564	81.5	r 25.8	r 16.1	r 26.4	r 29.0	r 30.0	53.1	r 14.3	r 29.8	r 14.5	r 7.5	r 13.3
Qatar	453	170.5	r 31.9	r 39.1	r 46.9	r 67.9	r 27.9	1,241.3	r 508.0	r 467.5	r 263.8	r 283.5	r 189.0
Saudi Arabia	456	1,082.4	r 237.7	r 214.3	r 223.8	r 284.0	r 284.3	2,609.8	r 656.3	r 864.5	r 626.1	r 1,151.9	r 904.6
Sudan	732	49.7	r 9.5	r 12.3	r 13.1	r 13.8	r 12.6	43.0	r 17.7	r 29.2	r 25.6	r 42.5	r 58.0
Syrian Arab Republic	463	9.8	r 5.2	r 2.8	r 3.4	r 4.9	r 8.3	8.6	r 0.3	r 0.7	r 1.0	r 1.5	r 1.0
Tunisia	744	112.7	r 29.1	r 61.5	r 22.3	r 137.1	r 82.7	104.1	r 11.7	r 9.4	r 14.9	r 6.7	r 28.5
United Arab Emirates	466	2,984.5	r 776.2	r 660.9	r 576.9	r 582.5	r 707.2	3,222.3	r 719.2	r 663.5	r 870.5	r 972.0	r 784.7
West Bank and Gaza	487	80.9	r 25.4	r 17.7	r 36.9	r 47.6	r 39.9
Yemen, Republic of	474	20.2	r 5.6	r 3.9	r 2.5	r 2.6	r 2.2	7.8	r 2.4	r 0.7	r 3.0	r 4.2	r 2.1
Middle East n.s.	489	15.9	r 4.0	r 3.7	r 5.6	r 8.6	r 6.2	7.7	r 25.6	r 0.9	r 0.5	r 1.4	r 1.3
Sub-Saharan Africa	603	542.1	111.0	123.3	129.2	221.0	193.1	807.6	129.4	158.4	233.2	155.1	119.7
Ethiopia	644	106.8	r 13.7	r 18.5	r 18.3	r 13.3	r 10.4	10.6	r 1.2	r 0.9	r 0.9	r 0.6	r 0.5
Ghana	652	30.2	r 6.9	r 8.2	r 6.8	r 31.7	r 62.0	4.2	r 1.1	r 0.6	r 0.9	r 0.5	r 1.2
Kenya	664	104.3	r 23.4	r 23.4	r 22.2	r 27.2	r 35.1	175.2	r 37.6	r 24.5	r 37.5	r 47.6	r 50.0
Nigeria	694	44.9	r 9.7	r 11.7	r 12.6	r 17.7	r 15.3	328.1	r 0.6	r 87.5	r 163.8	r 63.7	r 31.0
South Africa	199	62.6	r 11.6	r 17.3	r 16.5	r 58.3	r 12.2	85.4	r 21.3	r 6.9	r 15.3	r 7.9	r 7.3
Swaziland	734	5.9	r 4.9	r 0.7	r 0.9	r 1.0	r 2.5	88.7	r 38.2	r 16.7	r 8.2	r 3.5	r 14.8
Zambia	754	31.2	r 5.6	r 6.4	r 5.7	r 7.3	r 4.7	28.5	r 29.4	r 21.3	r 6.6	r 31.3	r 1.8
Africa n.s.	799	156.2	r 35.2	r 37.1	r 46.2	r 64.5	r 50.9	86.9	r 13.1
Western Hemisphere	205	68.7	17.0	36.6	18.2	37.5	23.1	2,035.6	469.2	356.1	723.7	725.3	599.2
Argentina	213	7.6	r 1.0	r 20.0	r 1.2	r 1.9	r 1.4	757.4	r 180.2	r 187.5	r 260.1	r 216.0	r 234.4
Brazil	223	38.9	r 13.7	r 9.3	r 15.3	r 31.3	r 20.2	1,259.3	r 279.9	r 163.9	r 457.1	r 504.4	r 357.2
Mexico	273	22.2	r 2.3	r 7.3	r 1.7	r 4.3	r 1.5	18.9	r 9.1	r 4.7	r 6.5	r 4.9	r 7.6
Countries & Areas n.s.	898	1,189.2	r 497.1	r 487.9	r 480.8	r 546.1	r 384.7	4,351.1	r 1,771.7	r 1,340.0	r 1,213.2	r 1,155.8	r 1,454.2
Memorandum Items													
Africa	605	1,201.6	253.6	324.6	288.3	528.5	424.2	1,214.4	225.5	240.2	436.7	360.9	321.9
Middle East	405	5,802.3	1,428.2	1,277.3	1,183.9	1,281.5	1,391.7	9,739.2	2,558.0	2,687.2	2,465.1	3,347.1	3,008.2
European Union	998	6,092.1	1,839.7	2,015.2	2,108.3	1,980.9	2,375.9	16,817.3	3,870.8	3,915.2	4,244.1	3,966.6	4,091.2
Export earnings: fuel	080	5,197.3	1,290.6	1,243.6	1,078.2	1,196.7	1,302.0	11,873.5	3,052.3	3,411.1	3,205.8	4,287.7	3,957.3
Export earnings: nonfuel	092	14,823.6	4,256.9	4,449.4	4,761.2	5,019.0	5,453.8	44,832.3	11,605.9	10,643.0	11,532.1	11,728.9	12,054.1

El Salvador (253)

In Millions of U.S. Dollars

		Exports (FOB)						Imports (CIF)					
		2016	2017Q1	2017Q2	2017Q3	2017Q4	2018Q1	2016	2017Q1	2017Q2	2017Q3	2017Q4	2018Q1
IFS World		5,335.4	1,414.2	1,425.4	1,474.9	9,854.6	2,491.3	2,610.7	2,626.1
World	001	5,326.7	1,411.6	1,425.4	1,474.9	1,350.9	1,482.5	9,692.1	2,477.9	2,610.7	2,626.1	2,818.1	2,687.2
Advanced Economies	110	2,832.6	724.6	745.1	750.2	665.3	700.6	4,849.6	1,289.2	1,343.3	1,326.3	1,311.3	1,200.5
Euro Area	163	135.9	41.3	41.0	32.4	27.3	40.9	335.8	122.3	128.2	148.7	124.1	136.1
Austria	122	0.2	r 0.0	r 0.5	r 0.2	r 0.1	r 0.1	10.2	r 1.7	r 2.7	r 1.6	r 3.6	r 3.7
Belgium	124	7.5	r 3.3	r 2.3	r 1.5	r 1.1	r 1.7	20.1	r 4.7	r 6.0	r 7.7	r 5.9	r 7.1
Cyprus	423	0.0	0.1	r 0.1	r 0.0	r 0.0	r 0.0
Estonia	939	r 0.0	r 0.0	0.4	r 0.0	r 0.0	r 0.0	r 1.6	r 0.8
Finland	172	2.0	r 0.6	r 0.3	r 0.3	r 0.3	r 0.3	6.7	r 1.4	r 4.3	r 3.6	r 2.8	r 2.1
France	132	7.4	r 2.2	r 2.3	r 1.9	r 1.2	r 1.3	35.3	r 10.3	r 9.9	r 9.2	r 12.9	r 12.3
Germany	134	22.8	r 8.7	r 6.2	r 4.6	r 4.5	r 5.8	13.4	r 38.9	r 37.2	r 45.6	r 36.2	r 44.2
Greece	174	0.3	r 0.0	r 0.2	r 0.3	r 0.0	r 0.0	1.1	r 0.7	r 0.4	r 0.2	r 0.2	r 0.2
Ireland	178	0.3	r 0.1	r 0.0	r 0.0	11.0	r 2.4	r 1.6	r 2.3	r 3.1	r 4.5
Italy	136	28.9	r 10.3	r 8.6	r 7.7	r 5.6	r 11.2	75.4	r 17.8	r 13.8	r 26.5	r 14.3	r 22.9
Latvia	941	r 0.1	0.2	r 0.1	r 2.7	r 0.6	r 0.2	r 0.1
Lithuania	946	0.1	r 0.0	0.0	r 0.0	r 0.0	r 0.1	r 0.1	r 0.0
Luxembourg	137	0.0	r 0.0	r 0.0	r 0.2	0.2	r 0.0	r 0.0	r 0.5	r 0.1	r 0.0
Netherlands	138	24.1	r 5.8	r 5.1	r 2.6	r 2.9	r 7.8	32.7	r 7.2	r 9.5	r 7.1	r 8.2	r 6.5
Portugal	182	1.6	r 0.6	r 0.7	r 0.5	r 0.1	r 0.1	12.1	r 2.7	r 4.9	r 5.1	r 1.4	r 4.1
Slovak Republic	936	0.2	r 0.1	r 0.1	1.0	r 0.1	r 0.1	r 0.3	r 0.1	r 0.1
Slovenia	961	0.0	r 0.0	1.6	r 0.3	r 0.1	r 0.1	r 0.6	r 0.5
Spain	184	40.5	r 9.8	r 14.8	r 12.6	r 11.1	r 12.4	114.5	r 33.8	r 35.1	r 38.2	r 32.9	r 26.8
Australia	193	5.9	r 1.4	r 1.9	r 1.4	r 1.0	r 0.9	16.9	r 4.2	r 3.2	r 1.4	r 3.0	r 3.3
Canada	156	22.5	r 17.8	r 14.5	r 4.9	r 5.1	r 4.4	58.1	r 12.3	r 10.7	r 14.6	r 16.6	r 16.2
China,P.R.: Hong Kong	532	4.1	r 1.0	r 1.8	r 1.2	r 1.6	r 1.0	115.7	r 22.7	r 22.2	r 26.2	r 22.2	r 1.9
Czech Republic	935	0.2	r 0.0	r 0.0	r 0.7	r 1.2	r 0.3	41.4	r 14.8	r 21.1	r 16.4	r 6.4	r 5.6
Denmark	128	0.2	r 0.1	r 0.0	r 0.1	r 0.0	14.9	r 4.8	r 3.3	r 3.4	r 6.9	r 4.3
Israel	436	0.1	r 0.0	r 0.0	r 0.0	r 0.0	r 0.0	12.2	r 1.9	r 1.3	r 1.7	r 4.3	r 2.3
Japan	158	15.7	r 2.9	r 6.1	r 5.1	r 0.3	r 2.6	157.2	r 40.4	r 47.4	r 34.0	r 54.5	r 56.2
Korea, Republic of	542	10.0	r 2.5	r 4.1	r 3.0	r 3.6	r 2.7	127.8	r 47.2	r 48.4	r 43.9	r 49.2	r 46.5
New Zealand	196	0.8	r 0.4	r 0.3	r 0.2	r 0.1	r 0.2	16.6	r 1.9	r 2.3	r 1.7	r 4.7	r 5.4
Norway	142	1.1	r 2.2	r 0.1	r 0.2	r 0.0	r 0.0	0.7	r 0.1	r 0.1	r 0.2	r 0.1	r 0.3
Singapore	576	0.3	r 0.0	r 0.5	r 0.1	r 0.0	r 0.0	40.9	r 6.8	r 4.5	r 3.2	r 4.4	r 1.8
Sweden	144	0.2	r 0.0	r 0.5	r 0.6	r 0.3	r 0.4	21.8	r 7.5	r 4.3	r 4.4	r 4.9	r 4.5
Switzerland	146	0.5	r 0.1	r 0.4	r 0.0	r 0.0	r 0.2	51.1	r 10.4	r 12.6	r 9.6	r 10.0	r 9.4
Taiwan Prov.of China	528	36.4	r 18.5	r 22.0	r 7.7	r 5.2	r 7.3	129.6	r 35.1	r 35.3	r 37.2	r 35.1	r 28.5
United Kingdom	112	27.3	r 4.0	r 4.6	r 2.3	r 1.6	r 2.8	38.0	r 7.4	r 6.9	r 8.9	r 13.5	r 10.7
United States	111	2,571.4	r 632.4	r 647.2	r 690.3	r 617.8	r 636.8	3,670.8	r 949.5	r 991.5	r 970.8	r 951.6	r 867.5
Emerg. & Dev. Economies	200	2,483.2	684.8	677.6	720.0	681.8	777.3	4,838.5	1,186.0	1,264.6	1,297.8	1,506.6	1,486.2
Emerg. & Dev. Asia	505	38.6	39.4	14.9	49.8	17.7	76.5	1,071.2	246.3	276.8	289.8	343.5	439.7
Bangladesh	513	0.3	r 0.0	r 0.0	r 0.0	2.8	r 0.7	r 0.9	r 0.9	r 1.7	r 2.6
Cambodia	522	r 0.0	r 0.0	r 0.1	r 0.1	r 0.1	2.6	r 0.1	r 0.3	r 0.3	r 0.3	r 0.8
China,P.R.: Mainland	924	6.1	r 2.5	r 5.4	r 37.8	r 1.7	r 64.8	856.0	r 199.0	r 219.7	r 229.4	r 271.7	r 354.6
F.T. New Caledonia	839	r 0.2
India	534	4.2	r 0.7	r 0.8	r 0.8	r 0.8	r 0.9	98.1	r 20.6	r 24.6	r 22.6	r 23.1	r 32.6
Indonesia	536	23.3	r 32.8	r 0.2	r 0.1	r 0.2	r 0.2	20.3	r 5.9	r 7.9	r 5.4	r 6.4	r 9.4
Malaysia	548	1.4	r 0.4	r 0.4	r 0.3	r 0.7	r 0.5	15.6	r 3.3	r 3.4	r 4.6	r 5.1	r 6.0
Myanmar	518	r 0.5	r 0.0	0.0	r 0.0	r 0.0	r 0.0	r 0.1
Nepal	558	0.4	r 0.1
Papua New Guinea	853	0.5
Philippines	566	0.1	r 0.0	r 0.0	r 0.0	r 0.0	r 0.0	2.8	r 1.7	r 0.5	r 0.3	r 0.5	r 3.1
Sri Lanka	524	0.0	r 0.7	r 0.0	r 0.0	r 0.0	2.7	r 0.2	r 0.5	r 0.8	r 1.1	r 1.1
Thailand	578	0.2	r 0.3	r 0.4	r 0.4	r 0.1	r 0.1	44.8	r 8.4	r 9.6	r 10.6	r 19.2	r 15.6
Vietnam	582	3.1	r 2.8	r 6.3	r 10.3	r 14.1	r 9.9	24.5	r 6.4	r 9.3	r 14.6	r 14.3	r 13.8
Europe	170	0.6	14.7	0.6	0.6	0.2	0.2	26.2	6.8	13.3	8.0	24.2	47.8
Emerg. & Dev. Europe	903	0.5	14.7	0.4	0.3	0.2	0.2	11.3	3.5	11.0	4.2	14.0	41.8
Bulgaria	918	0.0	r 0.0	0.5	r 0.1	r 0.2	r 0.5	r 0.2	r 0.5
Croatia	960	0.1	r 0.0	r 0.0	r 0.0	r 0.0	r 21.7
Hungary	944	0.0	r 0.0	r 0.0	r 0.0	0.8	r 0.3	r 0.2	r 0.1	r 0.8	r 1.3
Poland	964	0.0	r 0.3	r 0.2	r 0.0	r 0.0	2.9	r 1.3	r 1.2	r 1.6	r 1.9	r 2.1

El Salvador (253)

In Millions of U.S. Dollars

		Exports (FOB)						Imports (CIF)					
		2016	2017Q1	2017Q2	2017Q3	2017Q4	2018Q1	2016	2017Q1	2017Q2	2017Q3	2017Q4	2018Q1
Romania	968	0.0	r 14.5	r 0.0	r 0.0	0.3	r 0.1	r 0.0	r 0.0	r 0.1	r 0.3
Turkey	186	0.4	r 0.2	r 0.1	r 0.1	r 0.2	r 0.2	6.6	r 1.7	r 9.3	r 2.0	r 11.0	r 15.8
CIS	901	0.2	0.0	0.2	0.3	14.6	3.3	2.3	3.8	10.2	5.9
Kazakhstan	916	r 0.2
Russian Federation	922	0.1	r 0.0	r 0.2	r 0.2	14.2	r 3.2	r 2.1	r 3.7	r 10.0	r 5.5
Ukraine	926	0.1	r 0.1	0.5	r 0.0	r 0.2	r 0.1	r 0.3	r 0.2
Europe n.s.	884	r 0.0	0.2	r 0.0	r 0.1	r 0.0	r 0.0	r 0.1
Mid East, N Africa, Pak	440	4.2	1.3	1.6	0.9	0.4	0.6	27.4	4.2	4.5	5.0	9.7	11.6
Algeria	612	0.2	r 0.2	r 0.3	r 0.2	0.0
Egypt	469	0.0	r 0.0	r 0.0	r 0.1	r 0.0	1.5	r 0.0	r 0.1	r 0.0	r 0.1	r 0.2
Iran, I.R. of	429	0.0	0.1	r 0.0	r 0.1	r 0.0	r 0.0
Jordan	439	2.9	r 1.0	r 1.2	r 0.1	r 0.1	r 0.0	0.2	r 0.0	r 0.0	r 0.0	r 0.0	r 0.0
Lebanon	446	0.2	r 0.0
Morocco	686	0.2	r 0.0	r 0.1	r 0.0	r 0.1	2.0	r 0.2	r 0.2	r 0.1	r 0.8
Oman	449	0.0	1.7	r 0.5	r 0.5	r 0.5	r 0.4	r 0.3
Pakistan	564	0.1	r 0.0	r 0.0	r 0.0	r 0.0	4.2	r 0.5	r 0.8	r 0.7	r 1.0	r 1.6
Qatar	453	0.1	r 0.0	r 0.0	r 0.0	0.5	r 0.0	r 0.0
Saudi Arabia	456	0.2	r 0.3	r 0.2	r 0.3	r 0.2	6.4	r 0.7	r 0.9	r 1.2	r 5.5	r 6.3
Sudan	732	0.1	r 0.0	r 0.0	r 0.0	r 0.0
Tunisia	744	0.1	r 0.0	r 0.0	r 0.0	0.0	r 0.0	r 0.1
United Arab Emirates	466	0.2	r 0.0	r 0.0	r 0.0	r 0.0	r 0.0	10.8	r 2.4	r 2.3	r 2.3	r 2.4	r 2.3
Sub-Saharan Africa	603	2.8	3.4	2.0	0.5	0.8	3.8	2.3	0.6	1.8	1.7	1.7	1.0
Cameroon	622	r 0.0	0.4	r 0.0	r 0.0
Ethiopia	644	r 0.0	0.1	r 0.2	r 0.7	r 0.5	r 0.0	r 0.0
Gambia, The	648	0.1	r 0.0	r 0.0	0.0	r 0.0
Kenya	664	0.0	r 0.1	r 0.0	r 0.0	r 0.0	0.0	r 0.0	r 0.0	r 0.0
Mali	678	0.3	r 0.0	0.1	r 0.0	r 0.0	r 0.0	r 0.0
Nigeria	694	0.0	0.4	r 0.0	r 0.2	r 0.1	r 0.1	r 0.1
Rwanda	714	r 0.2	r 0.0
Senegal	722	0.0	r 0.1	r 0.1	r 1.2	r 0.0
South Africa	199	2.3	r 3.3	r 1.7	r 0.5	r 0.7	r 1.8	0.9	r 0.4	r 0.5	r 0.4	r 0.3	r 0.7
Swaziland	734	r 0.0	r 0.2	r 0.7	r 0.1	r 0.1
Tanzania	738	r 1.9
Zambia	754	0.1
Zimbabwe	698	0.0	r 0.2	0.3	r 0.0	r 0.0	r 0.0
Western Hemisphere	205	2,436.9	625.9	658.5	668.2	662.7	696.2	3,711.5	928.0	968.2	993.2	1,127.5	986.1
Argentina	213	0.4	r 0.1	r 0.0	r 0.1	r 0.3	r 0.0	24.9	r 11.1	r 14.2	r 10.7	r 10.0	r 13.6
Aruba	314	0.7	r 0.1	r 0.0	r 0.1	r 0.0	r 0.0	2.7	r 0.1	r 2.6	r 3.4	r 12.0
Bahamas, The	313	0.3	r 0.0	r 0.0	r 0.0	r 0.0	r 0.0	0.0	r 0.0	r 0.0	r 0.0	r 0.0
Barbados	316	0.5	r 0.1	r 0.1	r 0.1	r 0.0	r 0.0	0.0	r 0.0	r 0.0	r 0.0	r 0.0
Belize	339	9.2	r 3.5	r 3.9	r 2.1	r 2.6	r 6.8	1.0	r 0.1	r 0.2	r 0.1	r 2.7	r 0.3
Bermuda	319	0.0	r 0.0	r 0.0	r 0.1	r 0.0
Bolivia	218	0.7	r 0.2	r 0.1	r 0.2	r 0.1	r 0.1	2.4	r 0.1	r 0.0	r 1.5	r 0.1	r 0.1
Brazil	223	4.9	r 0.8	r 1.4	r 1.2	r 1.0	r 0.7	156.5	r 35.7	r 31.5	r 31.7	r 44.8	r 37.6
Chile	228	7.1	r 2.3	r 1.6	r 1.5	r 2.4	r 1.6	70.7	r 27.7	r 22.8	r 23.7	r 19.8	r 17.1
Colombia	233	13.2	r 2.5	r 4.5	r 3.2	r 3.2	r 2.9	125.7	r 37.1	r 32.1	r 35.6	r 37.1	r 28.7
Costa Rica	238	247.8	r 65.5	r 64.8	r 63.0	r 67.7	r 63.7	243.8	r 61.0	r 58.9	r 66.9	r 80.0	r 66.3
Curacao	354	r 0.0	r 0.0	r 0.0	r 0.0	r 0.3	r 0.0	r 1.1	r 0.9
Dominica	321	0.0	r 0.1	r 0.0	r 0.1	r 0.0	r 0.0
Dominican Republic	243	81.8	r 18.8	r 20.1	r 21.3	r 23.2	r 22.5	8.4	r 2.2	r 1.8	r 3.1	r 3.2	r 3.0
Ecuador	248	5.5	r 1.9	r 1.9	r 1.9	r 2.1	r 1.7	46.4	r 5.9	r 11.0	r 12.0	r 21.4	r 18.9
Guatemala	258	718.6	r 185.1	r 188.5	r 193.7	r 198.6	r 200.8	983.6	r 255.1	r 257.8	r 268.7	r 318.5	r 294.0
Guyana	336	2.9	r 0.3	r 0.5	r 0.3	r 0.4	r 0.5	0.0	r 0.0	r 0.0	r 0.0	r 0.0
Haiti	263	6.5	r 1.8	r 1.6	r 2.1	r 2.0	r 4.3	0.0	r 0.0	r 0.0	r 0.0	r 0.0	r 0.1
Honduras	268	754.2	r 195.1	r 200.1	r 209.3	r 183.5	r 211.5	611.8	r 162.8	r 160.8	r 196.7	r 181.7	r 187.6
Jamaica	343	20.0	r 3.8	r 4.1	r 5.0	r 4.3	r 3.3	0.1	r 0.0	r 0.0	r 0.0	r 0.0	r 0.0
Mexico	273	68.1	r 17.4	r 24.0	r 37.7	r 33.4	r 33.4	735.0	r 172.1	r 204.8	r 184.7	r 221.0	r 214.1
Netherlands Antilles	353	0.5	r 0.1	r 0.1	r 0.1	r 0.2	r 0.1	55.5	r 0.0	r 0.0	r 0.0	r 0.0
Nicaragua	278	347.0	r 89.2	r 92.2	r 90.8	r 105.0	r 110.5	256.3	r 64.6	r 69.3	r 68.7	r 74.0	r 64.1
Panama	283	125.0	r 32.2	r 28.2	r 31.2	r 29.9	r 29.2	188.9	r 58.7	r 68.2	r 64.4	r 84.7	r 12.1

El Salvador (253)

In Millions of U.S. Dollars

		Exports (FOB)						Imports (CIF)					
		2016	2017Q1	2017Q2	2017Q3	2017Q4	2018Q1	2016	2017Q1	2017Q2	2017Q3	2017Q4	2018Q1
Paraguay	288	0.3	r 0.1	r 0.0	r 0.0	r 0.1	r 0.0	0.6	r 0.1	r 0.1	r 0.1	r 0.3	r 0.7
Peru	293	5.1	r 1.9	r 5.8	r 1.0	r 0.7	r 0.5	48.8	r 15.2	r 14.7	r 8.0	r 9.6	r 7.5
St. Kitts and Nevis	361	0.0	r 0.0	r 0.0	0.7
St. Lucia	362	0.1	r 0.0	r 0.0
Suriname	366	0.2	r 0.0	r 0.0	r 0.0	r 0.3	r 0.1	r 0.0
Trinidad and Tobago	369	4.2	r 1.3	r 1.0	r 0.8	r 0.4	r 0.9	13.8	r 0.4	r 1.4	r 0.1	r 0.2	r 0.2
Uruguay	298	0.2	r 0.1	r 0.0	r 0.1	r 0.0	r 0.0	30.3	r 7.0	r 6.4	r 8.6	r 3.9	r 6.1
Venezuela, Rep. Bol.	299	11.6	r 1.5	r 13.8	r 1.4	r 1.1	r 0.7	103.4	r 11.0	r 11.8	r 4.9	r 9.9	r 1.1
Western Hem. n.s.	399	0.1	r 0.0	r 0.0	r 0.0	r 0.0	r 0.0	0.0	r 0.0	r 0.0	r 0.0	r 0.0	r 0.0
Other Countries n.i.e	910	10.9	2.2	2.8	4.7	3.8	4.5	0.4	0.4	0.1	0.2	0.2	0.2
Cuba	928	10.9	r 2.2	r 2.8	r 4.7	r 3.8	r 4.5	0.4	r 0.1	r 0.1	r 0.1	r 0.1	r 0.1
Korea, Dem. People's Rep.	954	r 0.0	0.0	r 0.3	r 0.0	r 0.1	r 0.0	r 0.1
Countries & Areas n.s.	898	0.0	3.6	r 2.4	r 2.7	r 1.8	r 0.3
Memorandum Items													
Africa	605	3.3	3.6	2.0	1.0	0.8	4.2	4.3	0.8	1.8	1.9	1.9	1.9
Middle East	405	3.6	1.1	1.6	0.4	0.4	0.3	21.1	3.5	3.8	4.1	8.5	9.1
European Union	998	163.9	60.0	46.4	36.3	30.4	44.4	456.6	158.5	165.4	184.0	158.8	187.2
Export earnings: fuel	080	36.1	7.7	21.8	8.3	7.2	6.8	325.8	61.3	62.3	62.0	87.2	63.6
Export earnings: nonfuel	092	5,290.6	1,403.9	1,403.6	1,466.6	1,343.7	1,475.6	9,366.3	2,416.7	2,548.4	2,564.1	2,730.9	2,623.6

Equatorial Guinea (642)

In Millions of U.S. Dollars

		Exports (FOB)						Imports (CIF)					
		2016	2017Q1	2017Q2	2017Q3	2017Q4	2018Q1	2016	2017Q1	2017Q2	2017Q3	2017Q4	2018Q1
IFS World	
World	001	4,733.0	1,324.7	1,232.3	1,117.7	1,424.2	1,566.1	1,264.9	229.2	248.1	242.1	254.3	227.1
Advanced Economies	110	2,459.4	813.3	647.6	370.8	648.8	697.8	881.8	127.8	145.9	133.6	138.1	120.3
Euro Area	163	1,202.5	422.0	266.3	177.7	339.7	291.0	479.2	95.1	88.0	88.8	94.0	92.4
Austria	122	e 0.1	e 0.0	e 0.0	e 0.2	e 0.3	e 0.0	e 0.0	e 0.0
Belgium	124	e 0.2	e 0.1	e 0.5	e 0.0	e 0.0	e 0.3	e 33.5	e 6.4	e 10.6	e 7.5	e 7.1	e 6.8
Finland	172	e 0.0	e 0.0	e 0.0	e 0.1	e 0.0	e 0.8	e 0.0	e 0.0
France	132	e 47.2	e 104.3	e 0.7	e 15.5	e 30.0	e 9.9	e 50.4	e 10.3	e 8.5	e 8.8	e 7.6	e 7.0
Germany	134	e 77.6	e 47.5	e 0.0	e 0.0	e 23.0	e 26.9	e 19.5	e 4.4	e 3.5	e 4.6	e 5.4	e 6.6
Greece	174	e 0.2	e 0.1	e 0.1	e 0.0	e 0.1	e 0.0	e 0.1	e 0.0
Ireland	178	e 0.0	e 0.0	e 0.0	e 0.1	e 0.0	e 0.2	e 0.5	e 0.1	e 0.1	e 0.1	e 0.1	e 0.2
Italy	136	e 226.0	e 67.7	e 0.2	e 0.2	e 65.6	e 42.0	e 26.3	e 18.3	e 4.6	e 6.9	e 3.9	e 5.4
Latvia	941	e 0.6	e 0.2	e 0.2	e 0.2	e 0.2	e 0.1
Lithuania	946	e 0.1	e 0.0	e 0.0	e 0.0	e 0.0
Malta	181	e 23.6	e 25.4	e 0.0
Netherlands	138	e 218.2	e 40.9	e 41.2	e 47.3	e 39.1	e 47.4	e 47.0	e 8.7	e 13.0	e 11.8	e 9.5	e 11.6
Portugal	182	e 91.1	e 104.5	e 94.9	e 50.7	e 172.8	e 124.6	e 23.8	e 5.0	e 3.2	e 3.2	e 4.0	e 2.6
Slovenia	961	e 0.3	e 0.0	e 0.0	e 0.1
Spain	184	e 542.0	e 56.9	e 105.1	e 64.0	e 9.1	e 14.4	e 276.5	e 41.4	e 43.2	e 45.7	e 56.1	e 52.1
Australia	193	e 65.3	e 19.7	e 29.5	e 0.1	e 0.1	e 0.0	e 0.2	e 0.1
Canada	156	e 41.7	e 31.9	e 0.0	e 0.0	e 0.3	e 0.0	e 4.9	e 0.4	e 1.5	e 0.6	e 0.9	e 0.4
China,P.R.: Hong Kong	532	e 0.0	e 0.1	e 1.1	e 0.1	e 0.1	e 0.1	e 0.1	e 0.1
Czech Republic	935	e 0.6	e 0.3	e 0.2	e 0.2	e 0.0	e 0.0	e 0.0	e 0.1
Denmark	128	e 0.0	e 0.0	e 3.4	e 1.1	e 0.8	e 0.9	e 0.9	e 1.0
Israel	436	e 0.0	e 8.5	e 0.8	e 0.4	e 2.2	e 2.3	e 2.4
Japan	158	e 113.9	e 136.8	e 15.5	e 0.0	e 21.8	e 1.4	e 0.2	e 0.1	e 0.2	e 0.2	e 0.2
Korea, Republic of	542	e 582.4	e 98.6	e 161.4	e 58.4	e 179.3	e 59.6	e 11.0	e 0.0	e 3.5	e 0.1	e 0.3	e 0.7
New Zealand	196	e 0.4	e 0.0	e 0.1	e 0.1	e 0.2
Norway	142	e 0.1	e 0.0	e 0.0	e 0.0	e 0.2	e 7.8	e 0.3	e 1.9	e 0.4	e 1.3	e 0.6
Singapore	576	e 77.6	e 55.9	e 60.1	e 53.1	e 144.2	e 2.9	e 0.4	e 0.7	e 1.4	e 0.5	e 0.8
Sweden	144	e 0.0	e 0.0	e 4.3	e 0.0	e 0.2	e 0.2	e 0.3	e 0.1
Switzerland	146	e 0.0	e 0.0	e 0.0	e 0.0	e 1.8	e 0.0	e 0.2	e 0.2	e 0.0	e 0.1
Taiwan Prov.of China	528	e 17.1	e 0.3	e 0.3	e 0.4	e 0.4	e 0.4	e 0.2	e 0.1	e 0.1	e 0.1	e 0.1	e 0.1
United Kingdom	112	e 175.8	e 64.7	e 0.2	e 0.7	e 0.6	e 0.3	e 30.0	e 8.8	e 6.2	e 9.1	e 10.3	e 9.1
United States	111	e 182.3	e 39.3	e 148.0	e 73.3	e 75.2	e 180.3	e 295.1	e 20.4	e 42.2	e 29.3	e 26.6	e 11.7
Emerg. & Dev. Economies	200	2,273.6	511.4	584.7	746.9	775.4	868.2	383.1	101.4	102.2	108.5	116.2	106.8
Emerg. & Dev. Asia	505	1,537.9	429.1	378.2	503.6	645.5	776.9	193.6	43.2	50.9	62.1	59.0	46.3
Bangladesh	513	e 0.8	e 0.3	e 0.0	e 1.1	e 1.4
China,P.R.: Mainland	924	e 596.5	e 379.9	e 291.5	e 283.7	e 404.8	e 562.5	e 162.1	e 34.7	e 41.6	e 52.0	e 47.9	e 37.3
India	534	e 858.3	e 34.5	e 84.3	e 217.4	e 237.1	e 174.1	e 17.1	e 2.3	e 2.3	e 3.0	e 4.1	e 2.0
Indonesia	536	e 82.3	e 0.0	e 21.0	e 2.9	e 0.6	e 1.3	e 1.5	e 1.4	e 1.4
Malaysia	548	e 0.0	e 2.5	e 2.5	e 2.5	e 2.5	e 2.5	e 11.5	e 5.6	e 5.6	e 5.6	e 5.6	e 5.6
Philippines	566	e 0.0	e 11.8	e 0.0	e 15.4	e 0.0	e 0.0
Europe	170	3.4	0.2	0.2	0.1	0.3	0.2	34.1	8.9	6.8	6.9	9.2	8.9
Emerg. & Dev. Europe	903	1.4	0.2	0.2	0.1	0.3	0.1	33.0	8.4	6.8	6.9	8.2	8.3
Bulgaria	918	e 0.4	e 0.1	e 0.1	e 0.0	e 0.2	e 0.0	e 0.2	e 0.0	e 0.0	e 0.0	e 0.1	e 0.0
Croatia	960	e 0.0	e 0.1
Faroe Islands	816	e 0.3	e 0.1	e 0.1	e 0.1	e 0.1	e 0.1
Hungary	944	e 0.2	e 0.1	e 0.1	e 0.0
Montenegro	943	e 0.0	e 0.1
Poland	964	e 0.0	e 1.5	e 0.6	e 0.7	e 1.2	e 1.9	e 1.3
Romania	968	e 0.0	e 0.2	e 0.0	e 0.1	e 0.0
Serbia, Republic of	942	e 5.7	e 0.7	e 0.4	e 0.3	e 1.0	e 0.7
Turkey	186	e 0.6	e 0.0	e 0.0	e 0.1	e 25.0	e 6.9	e 5.7	e 5.3	e 5.0	e 6.2
CIS	901	2.0	0.0	0.0	0.0	0.0	0.0	1.2	0.5	0.0	0.0	1.0	0.6
Belarus	913	e 2.0	e 0.0
Russian Federation	922	e 0.0	e 1.2	e 0.5	e 0.0	e 0.0	e 0.0
Tajikistan	923	e 0.1	e 0.0	e 0.0	e 0.0	e 0.0	e 0.0
Ukraine	926	e 0.0	e 0.0	e 1.0	e 0.6

Equatorial Guinea (642)

In Millions of U.S. Dollars

		Exports (FOB)						Imports (CIF)					
		2016	2017Q1	2017Q2	2017Q3	2017Q4	2018Q1	2016	2017Q1	2017Q2	2017Q3	2017Q4	2018Q1
Mid East, N Africa, Pak	440	4.7	4.7	9.7	1.1	5.9	0.3	27.7	5.7	5.7	3.4	8.0	3.5
Algeria	612	e 0.0	e 0.0	e 0.0	e 0.1
Lebanon	446	e 1.4	e 0.2	e 0.0	e 0.2	e 0.2	e 0.1	e 4.4	e 0.3	e 0.4	e 0.4	e 0.5	e 0.2
Mauritania	682	e 0.0	e 0.0	e 0.0	e 0.0	e 0.0	e 0.3	e 0.2	e 0.3	e 0.3	e 0.3	e 0.3
Morocco	686	e 0.3	e 4.2	e 0.0	e 2.4	e 18.5	e 3.8	e 4.0	e 1.8	e 4.7	e 1.4
Pakistan	564	e 0.0	e 0.0	e 0.0	e 0.0	e 0.0	e 0.1	e 0.1	e 0.0	e 0.1
Saudi Arabia	456	e 0.0	e 0.0	e 0.0	e 1.1	e 0.0
Tunisia	744	e 0.2	e 0.3	e 0.7	e 0.8	e 0.2	e 0.2	e 4.5	e 1.3	e 0.8	e 0.9	e 1.4	e 1.4
United Arab Emirates	466	e 2.9	e 0.1	e 8.9	e 0.1	e 3.0
Sub-Saharan Africa	603	433.3	75.7	98.2	114.6	101.1	72.3	98.3	39.7	35.2	31.6	34.8	43.9
Benin	638	e 10.9	e 2.2	e 3.0	e 3.2	e 2.8	e 2.9	e 0.1	e 0.0	e 0.0	e 0.0	e 0.0	e 0.0
Burkina Faso	748	e 10.1	e 3.1	e 3.4	e 3.2	e 3.3	e 3.3
Cabo Verde	624	e 0.5	e 0.1	e 0.2	e 0.2	e 0.2	e 0.2
Cameroon	622	e 49.4	e 9.2	e 11.5	e 11.2	e 12.6	e 11.0	e 15.9	e 14.3	e 11.4	e 12.9	e 13.4	e 12.2
Congo, Republic of	634	e 253.8	e 44.2	e 44.4	e 40.9	e 44.4	e 38.5	e 4.9	e 1.2	e 1.3	e 1.9	e 2.0	e 2.3
Côte d'Ivoire	662	e 42.3	e 10.5	e 11.5	e 11.0	e 11.2	e 10.7	e 46.6	e 17.9	e 16.1	e 10.3	e 13.3	e 20.6
Gabon	646	e 6.9	e 1.9	e 1.6	e 1.6	e 1.6	e 1.5	e 13.8	e 4.2	e 4.3	e 5.3	e 4.4	e 6.6
Ghana	652	e 0.5	e 0.2	e 0.2	e 0.2	e 0.2	e 0.2	e 0.9	e 0.2	e 0.1	e 0.1	e 0.1	e 0.1
Guinea	656	e 0.0	e 0.0	e 0.0	e 0.0	e 0.0	e 0.0	e 0.1	e 0.0	e 0.0	e 0.0	e 0.0	e 0.0
Mali	678	e 0.0	e 0.0	e 0.0	e 0.0	e 0.0	e 0.0	e 0.6	e 0.1	e 0.2	e 0.1	e 0.1	e 0.1
Nigeria	694	e 0.1	e 0.0	e 0.0	e 0.0	e 0.0	e 0.0
Rwanda	714	e 0.0	e 0.5
Senegal	722	e 5.0	e 3.4	e 1.4	e 0.8	e 1.3	e 0.5	e 5.1	e 0.3	e 0.5	e 0.1	e 0.6	e 1.1
South Africa	199	e 52.5	e 0.9	e 20.5	e 42.2	e 23.5	e 3.3	e 9.7	e 1.1	e 1.0	e 0.8	e 0.5	e 0.3
Tanzania	738	e 0.0	e 0.1	e 0.0
Togo	742	e 1.2	e 0.0	e 0.8	e 0.3	e 0.1	e 0.2	e 0.3	e 0.5
Western Hemisphere	205	294.4	1.7	98.4	127.5	22.6	18.5	29.3	3.9	3.6	4.4	5.3	4.3
Argentina	213	e 106.5	e 45.0	e 94.2	e 2.8	e 0.3	e 0.2	e 0.8	e 1.1	e 0.6
Brazil	223	e 146.0	e 1.6	e 37.3	e 33.3	e 0.0	e 20.8	e 3.2	e 3.0	e 2.6	e 3.6	e 3.2
Chile	228	e 13.1	e 16.0	e 18.4	e 3.0	e 0.0	e 0.1	e 0.2	e 0.1	e 0.1
Colombia	233	e 0.0	e 0.2	e 0.0	e 0.0
Guatemala	258	e 0.0	e 0.1	e 0.3	e 0.1
Honduras	268	e 0.3
Mexico	273	e 22.3	e 0.0	e 22.3	e 0.1	e 0.2	e 0.0	e 0.1	e 0.1
Peru	293	e 1.3	e 0.0	e 0.1	e 0.1	e 0.0
Uruguay	298	e 6.4	e 0.8	e 0.3	e 0.2	e 0.3	e 0.3	e 0.1
Memorandum Items													
Africa	605	433.7	80.2	99.0	115.4	103.7	72.5	121.6	45.1	40.3	34.6	41.2	47.0
Middle East	405	4.3	0.3	8.9	0.2	3.3	0.1	4.4	0.3	0.5	0.4	1.6	0.2
European Union	998	1,379.5	486.8	266.6	178.7	340.7	291.3	519.1	105.7	95.8	100.2	107.7	104.2
Export earnings: fuel	080	263.7	46.2	55.0	42.6	49.0	40.1	20.1	6.0	5.7	7.2	7.6	8.9
Export earnings: nonfuel	092	4,469.3	1,278.5	1,177.4	1,075.1	1,375.2	1,526.0	1,244.8	223.2	242.4	234.9	246.7	218.2

Eritrea (643)

In Millions of U.S. Dollars

		Exports (FOB)						Imports (CIF)					
		2016	2017Q1	2017Q2	2017Q3	2017Q4	2018Q1	2016	2017Q1	2017Q2	2017Q3	2017Q4	2018Q1
IFS World	
World	001	294.0	56.9	61.6	75.4	72.4	89.2	446.6	88.2	113.0	108.8	119.7	86.1
Advanced Economies	110	19.8	0.9	8.9	10.5	57.6	0.8	99.2	22.5	25.3	29.4	43.3	22.0
Euro Area	163	2.7	0.6	0.4	0.4	0.3	0.4	65.2	13.3	18.3	21.5	31.8	11.3
Austria	122	0.1	r 3.6	r 0.3	r 0.0	r 0.0
Belgium	124	17.8	r 2.0	r 5.6	r 1.8	r 1.2	r 1.3
Cyprus	423	0.2	r 0.1	r 0.0	r 0.2	r 0.0
Finland	172	e 0.0	0.6	r 0.4	r 0.3	r 0.0	r 1.5	r 0.1
France	132	1.2	r 0.0	r 0.0	r 0.0	r 0.0	2.5	r 0.1	r 0.4	r 0.2	r 1.6	r 1.8
Germany	134	0.0	r 0.0	r 0.0	r 0.0	8.4	r 0.7	r 1.0	r 2.1	r 5.8	r 1.1
Greece	174	r 1.3	r 0.0
Italy	136	1.5	r 0.3	r 0.4	r 0.4	r 0.3	r 0.4	27.6	r 7.2	r 6.6	r 16.1	r 19.7	r 4.9
Latvia	941	e 0.0	e 0.3
Lithuania	946	0.1	r 0.0	r 0.0	r 0.0	r 0.0	r 0.0
Netherlands	138	0.0	r 0.0	r 0.0	r 0.0	r 0.0	r 0.0	7.1	r 1.1	r 0.7	r 0.4	r 1.6	r 1.0
Portugal	182	r 0.1	r 0.0	r 0.0	r 0.1	r 0.1
Spain	184	r 0.2	r 0.0	r 0.0	0.8	r 0.4	r 0.1	r 0.7	r 0.1	r 0.7
Australia	193	0.0	r 0.0	r 0.0	r 0.0	1.2	r 0.3	r 0.2	r 0.5	r 0.6	r 0.4
Canada	156	0.0	0.3	r 0.0	r 0.0	r 0.0	r 0.1	r 0.1
China,P.R.: Hong Kong	532	0.2	r 0.0	r 0.0	r 0.0	r 0.0	r 0.0	0.1	r 0.0	r 0.0	r 0.0	r 0.0	r 0.0
Denmark	128	2.8	r 0.4	r 0.1	r 0.0	r 0.4	r 0.4
Israel	436	0.1	r 0.0	r 0.0	r 0.0	r 0.0	r 0.0
Japan	158	e 0.0	e 0.0	e 0.0	e 0.0	9.8	r 2.9	r 2.4	r 3.0	r 3.1	r 2.4
Korea, Republic of	542	15.2	r 0.0	r 8.1	r 9.8	r 57.0	r 0.0	0.1	r 0.0	r 0.0	r 0.1	r 0.1
Norway	142	0.0	r 0.0	r 0.0	r 0.0	r 0.0	r 0.0	0.1	r 0.0	r 0.0	r 0.0	r 0.0	r 0.1
Singapore	576	1.1	r 0.2	r 0.2	r 0.2	r 0.2	r 0.2	4.2	r 1.0	r 1.0	r 1.0	r 1.1	r 1.1
Sweden	144	0.0	r 0.0	r 0.0	r 0.0	r 0.0	r 0.0	2.5	r 2.2	r 0.5	r 0.8	r 0.3	r 2.3
Switzerland	146	0.0	r 0.0	r 0.0	r 0.0	r 0.0	r 0.0	6.7	r 1.6	r 1.6	r 1.6	r 1.6	r 1.6
Taiwan Prov. of China	528	e 0.1	e 0.2
United Kingdom	112	0.2	r 0.0	r 0.0	r 0.0	r 0.0	3.1	r 0.3	r 0.4	r 0.3	r 0.7	r 1.7
United States	111	0.2	r 0.1	r 0.0	r 0.0	r 0.0	r 0.0	2.8	r 0.3	r 0.6	r 0.3	r 3.4	r 0.4
Emerg. & Dev. Economies	200	274.2	56.0	52.8	64.9	14.8	88.4	347.3	65.7	87.8	79.5	76.4	64.1
Emerg. & Dev. Asia	505	237.5	52.2	50.4	61.5	13.5	84.1	84.5	13.2	14.4	15.1	14.3	10.7
Bangladesh	513	0.2	r 0.0	r 0.0	r 0.0	r 0.0	r 0.0
China,P.R.: Mainland	924	167.8	r 49.3	r 42.1	r 60.0	r 13.0	r 82.1	76.9	r 12.0	r 12.2	r 13.8	r 12.9	r 9.3
India	534	63.6	r 1.3	r 1.1	r 0.1	r 0.1	r 0.1	1.8	r 0.3	r 1.4	r 0.5	r 0.6	r 0.5
Indonesia	536	0.0	r 0.0	r 0.0	r 0.0	r 0.0	r 0.0	0.3	r 0.1	r 0.0
Malaysia	548	2.7	r 0.2	r 0.2	r 0.2	r 0.2	r 0.2
Myanmar	518	e 0.1	e 0.0	e 0.0	e 0.0	e 0.0	e 0.0	e 0.1
Philippines	566	e 0.0	e 6.2	r 0.0	r 0.0	r 0.0
Sri Lanka	524	0.1	r 0.0	r 0.0	r 0.0	r 0.0	r 0.0
Thailand	578	2.5	r 0.6	r 0.6	r 0.6	r 0.6	r 0.6
Vietnam	582	5.9	r 1.6	r 1.0	r 1.4	r 0.3	r 1.9
Europe	170	24.1	0.1	0.1	0.1	0.1	0.1	36.2	9.8	7.3	9.4	8.3	10.0
Emerg. & Dev. Europe	903	23.9	0.0	0.0	0.0	0.0	0.0	25.9	7.3	4.8	6.6	3.2	7.4
Bulgaria	918	e 9.3	0.0	r 0.0	r 0.0	r 0.0
Croatia	960	e 0.0	1.0	r 0.0	r 0.0
Serbia, Republic of	942	e 12.1	e 0.0	e 0.0	e 0.0	e 0.0
Turkey	186	2.4	r 0.0	r 0.0	r 0.0	r 0.0	r 0.0	24.9	r 7.3	r 4.8	r 6.6	r 3.1	r 7.4
CIS	901	0.2	0.0	0.0	0.0	0.0	0.0	10.3	2.6	2.6	2.8	5.1	2.6
Russian Federation	922	0.2	r 0.0	r 0.0	r 0.0	r 0.0	r 0.0	5.1	r 1.3	r 1.3	r 1.5	r 3.8	r 1.3
Ukraine	926	5.2	r 1.3	r 1.3	r 1.3	r 1.3	r 1.3
Mid East, N Africa, Pak	440	11.8	3.5	2.1	2.7	1.1	4.0	178.1	34.7	49.4	44.6	46.5	37.3
Algeria	612	e 0.0	e 0.0	e 0.0	e 1.2
Djibouti	611	2.3	r 0.6	r 0.4	r 0.5	r 0.1	r 0.7	11.9	r 2.1	r 2.8	r 2.8	r 3.2	r 2.0
Egypt	469	13.2	r 2.4	r 3.1	r 3.1	r 3.5	r 2.3
Iran, I.R. of	429	0.4	r 0.1	r 0.1	r 0.1	r 0.1	r 0.1
Jordan	439	0.0	r 0.3	r 0.3	r 0.0
Kuwait	443	e 0.0	e 0.0	e 0.0	e 0.0	e 0.0	e 0.0	0.1	r 0.0	r 0.0	r 0.0	r 0.0	r 0.0
Libya	672	0.1	r 0.0	r 0.0	r 0.0	r 0.0	r 0.0

Eritrea (643)

In Millions of U.S. Dollars

		Exports (FOB)						Imports (CIF)					
		2016	2017Q1	2017Q2	2017Q3	2017Q4	2018Q1	2016	2017Q1	2017Q2	2017Q3	2017Q4	2018Q1
Morocco	686	e 0.0	0.1	r 0.0	r 0.0	r 0.0	r 0.0	r 0.0
Oman	449	0.5	r 0.1	r 0.1	r 0.1	r 0.1	r 0.1
Pakistan	564	0.4	r 0.1	r 0.0	r 0.1	r 0.0	r 0.1	r 0.0
Qatar	453	e 0.0	0.2	r 0.0	r 0.0	r 0.0
Saudi Arabia	456	0.0	r 0.2	r 0.0	r 0.0	r 0.0	r 0.0	68.0	r 10.1	r 21.3	r 9.9	r 11.0	r 17.2
Sudan	732	e 0.0	e 0.1	e 0.0	e 0.2	e 0.0	e 4.4	e 2.3	e 8.9	e 4.6	e 1.1
Syrian Arab Republic	463	e 0.0	e 0.0	e 0.0	e 0.0	e 0.0	e 0.0	0.3	r 0.1	r 0.1	r 0.1	r 0.1	r 0.1
United Arab Emirates	466	1.3	r 0.4	r 0.3	r 0.2	r 0.3	r 0.7	76.4	r 13.8	r 17.9	r 17.9	r 20.4	r 13.1
Yemen, Republic of	474	7.7	r 2.1	r 1.3	r 1.8	r 0.4	r 2.5	7.0	r 1.3	r 1.6	r 1.6	r 1.9	r 1.2
Sub-Saharan Africa	603	0.5	0.1	0.2	0.1	0.1	0.1	25.7	7.9	6.5	5.0	7.2	6.0
Côte d'Ivoire	662	e 0.0	e 0.0	e 0.0	e 0.0	e 0.0	e 0.0	e 0.2	e 0.0	e 0.0	e 0.0	e 0.0	e 0.0
Ethiopia	644	0.1	r 0.0	r 0.0	r 0.0	r 0.0	r 0.0
Kenya	664	0.0	r 0.0	r 0.0	r 0.0	r 0.0	r 0.0	2.1	r 1.1	r 1.3	r 0.0	r 0.6	r 0.4
Namibia	728	e 0.0	e 0.0	e 0.0	e 0.0	e 0.0	0.1	r 0.0	r 0.0	r 0.0	r 0.0	r 0.0
South Africa	199	0.1	r 0.0	r 0.1	r 0.0	r 0.1	r 0.0	16.7	r 5.5	r 3.5	r 3.3	r 4.7	r 4.3
Tanzania	738	0.3	r 0.1	r 0.1	r 0.1	r 0.1	r 0.1
Zimbabwe	698	0.2	r 0.1	r 0.0	r 0.0	r 0.0	r 0.1	0.0	r 0.0	r 0.0	r 0.0	r 0.0	r 0.0
Africa n.s.	799	6.0	r 1.1	r 1.4	r 1.4	r 1.6	r 1.0
Western Hemisphere	205	0.3	0.0	0.0	0.5	0.1	0.1	22.8	0.1	10.2	5.3	0.1	0.1
Argentina	213	0.1
Brazil	223	e 0.0	e 0.0	e 0.0	22.4	r 0.0	r 10.1	r 5.3
Dominican Republic	243	e 0.1	e 0.0	e 0.0	e 0.0	e 0.0	e 0.0
Mexico	273	0.0	r 0.4	r 0.0	0.1	r 0.0	r 0.1
Venezuela, Rep. Bol.	299	e 0.2	e 0.0	e 0.0	e 0.0	e 0.0	e 0.0	0.0	r 0.0	r 0.0	r 0.0	r 0.0	r 0.0
Western Hem. n.s.	399	0.1	r 0.0	r 0.0	r 0.0	r 0.0	r 0.0
Memorandum Items													
Africa	605	2.8	0.8	0.7	0.7	0.4	0.9	37.7	14.5	11.6	16.8	16.2	9.2
Middle East	405	9.0	2.8	1.6	2.0	0.7	3.2	166.1	28.1	44.3	32.9	37.5	34.1
European Union	998	12.2	0.6	0.4	0.4	0.3	0.5	74.6	16.3	19.3	22.7	33.3	15.7
Export earnings: fuel	080	9.5	2.9	1.7	2.1	0.8	3.3	157.7	26.6	42.4	31.2	38.5	33.0
Export earnings: nonfuel	092	284.5	54.0	59.9	73.3	71.7	85.9	288.9	61.6	70.6	77.6	81.2	53.0

Estonia (939)

In Millions of U.S. Dollars

		Exports (FOB)						Imports (CIF)					
		2016	2017Q1	2017Q2	2017Q3	2017Q4	2018Q1	2016	2017Q1	2017Q2	2017Q3	2017Q4	2018Q1
IFS World		13,179.4	3,290.9	3,587.5	3,718.2	3,941.9	4,042.0	14,958.0	3,984.6	4,082.5	4,135.5	4,427.0	4,705.9
World	001	13,179.5	3,291.0	3,588.4	3,717.8	3,943.5	4,045.2	14,958.0	3,984.6	4,083.6	4,134.9	4,428.7	4,696.1
Advanced Economies	110	10,595.0	2,629.8	2,825.9	2,919.2	3,085.9	3,227.2	11,418.1	3,012.5	3,089.1	3,161.8	3,433.7	3,477.7
Euro Area	163	6,111.5	1,600.6	1,725.2	1,831.3	1,971.5	1,924.0	8,664.4	2,315.0	2,342.1	2,411.2	2,607.4	2,565.0
Austria	122	47.0	r 10.8	r 11.9	r 13.6	r 14.3	r 16.0	153.7	r 37.9	r 41.7	r 43.1	r 47.8	r 36.2
Belgium	124	231.6	r 63.4	r 57.2	r 44.1	r 67.3	r 65.2	296.7	r 78.1	r 83.7	r 78.4	r 84.3	r 96.8
Cyprus	423	17.2	r 9.3	r 18.7	r 11.0	r 7.9	r 3.7	6.4	r 1.3	r 2.6	r 4.4	r 7.8	r 1.7
Finland	172	2,117.4	r 520.6	r 567.9	r 609.5	r 646.9	r 652.0	1,951.1	r 713.9	r 518.4	r 533.6	r 555.0	r 589.3
France	132	219.5	r 75.3	r 74.6	r 73.2	r 68.8	r 73.4	310.6	r 70.8	r 99.4	r 91.7	r 109.9	r 89.3
Germany	134	770.1	r 205.4	r 236.2	r 283.1	r 335.0	r 286.0	1,653.1	r 401.6	r 433.0	r 466.5	r 474.8	r 512.4
Greece	174	9.7	r 2.7	r 3.4	r 3.3	r 2.9	r 3.9	5.9	r 1.3	r 4.6	r 3.4	r 3.4	r 3.9
Ireland	178	19.6	r 3.1	r 4.2	r 5.0	r 3.5	r 4.2	54.8	r 14.7	r 29.9	r 22.4	r 18.1	r 15.9
Italy	136	123.2	r 37.6	r 37.6	r 36.5	r 41.1	r 46.4	394.0	r 88.4	r 105.9	r 113.0	r 118.1	r 116.2
Latvia	941	1,214.5	r 278.5	r 322.9	r 363.2	r 366.0	r 355.8	1,228.9	r 295.6	r 319.0	r 354.0	r 397.9	r 403.6
Lithuania	946	789.9	r 187.4	r 205.0	r 225.6	r 227.3	r 221.0	1,332.3	r 314.4	r 353.7	r 371.7	r 428.5	r 365.0
Luxembourg	137	0.3	r 0.1	r 0.1	r 0.3	r 0.2	r 0.3	11.8	r 3.9	r 2.9	r 4.8	r 2.7	r 4.1
Malta	181	15.7	r 0.6	r 0.6	r 0.7	r 0.8	r 0.9	1.3	r 0.4	r 0.4	r 0.5	r 0.5	r 0.3
Netherlands	138	364.8	r 161.5	r 134.6	r 111.1	r 124.6	r 141.7	940.7	r 228.5	r 249.9	r 242.1	r 263.5	r 242.5
Portugal	182	13.1	r 5.1	r 4.5	r 4.1	r 4.7	r 5.0	12.5	r 3.2	r 3.6	r 3.6	r 4.2	r 3.5
Slovak Republic	936	28.0	r 10.5	r 13.1	r 12.7	r 13.1	r 9.9	94.7	r 15.1	r 27.3	r 25.3	r 32.1	r 27.0
Slovenia	961	10.1	r 2.8	r 2.7	r 2.7	r 3.2	r 3.4	25.0	r 6.1	r 7.5	r 8.7	r 8.2	r 8.5
Spain	184	119.8	r 26.1	r 29.9	r 31.4	r 43.8	r 35.4	190.9	r 39.7	r 58.8	r 44.1	r 50.6	r 48.9
Australia	193	36.0	r 9.9	r 11.1	r 11.4	r 16.0	r 37.5	16.3	r 5.1	r 4.3	r 4.4	r 4.9	r 4.5
Canada	156	99.4	r 7.3	r 49.1	r 36.9	r 19.9	r 57.9	43.8	r 6.6	r 9.1	r 9.4	r 7.8	r 11.4
China,P.R.: Hong Kong	532	23.3	r 5.4	r 6.3	r 5.8	r 8.2	r 7.5	7.6	r 0.7	r 1.1	r 1.9	r 0.9	r 2.2
China,P.R.: Macao	546	0.1	r 0.0	r 0.0	r 0.0	r 0.0	0.1	r 0.0	r 0.0	r 0.0
Czech Republic	935	71.3	r 17.8	r 18.4	r 21.2	r 26.4	r 28.0	215.0	r 49.5	r 54.5	r 53.6	r 79.8	r 65.4
Denmark	128	417.7	r 113.7	r 93.5	r 86.2	r 112.9	r 133.2	280.9	r 77.3	r 81.4	r 75.9	r 98.6	r 79.1
Iceland	176	24.0	r 10.7	r 12.6	r 4.3	r 6.8	r 10.0	1.2	r 0.1	r 0.0	r 0.0	r 0.2	r 0.1
Israel	436	18.5	r 5.3	r 6.3	r 4.0	r 3.5	r 4.3	8.2	r 1.4	r 1.9	r 1.5	r 2.0	r 14.5
Japan	158	80.5	r 17.7	r 23.5	r 18.6	r 19.4	r 21.8	38.1	r 10.5	r 12.7	r 11.8	r 13.3	r 12.8
Korea, Republic of	542	51.0	r 16.8	r 14.6	r 18.6	r 23.7	r 17.8	50.4	r 12.5	r 15.5	r 15.9	r 15.1	r 14.4
New Zealand	196	1.6	r 0.9	r 1.0	r 1.1	r 1.1	r 1.0	3.3	r 1.3	r 1.2	r 1.2	r 0.9	r 1.4
Norway	142	534.3	r 139.1	r 136.6	r 152.3	r 150.1	r 151.8	98.5	r 23.0	r 23.6	r 24.4	r 24.9	r 24.8
San Marino	135	0.1	r 0.0	r 0.0	r 0.0	r 0.0	0.1	r 0.0	r 0.0	r 0.0	r 0.0	r 0.0
Singapore	576	18.8	r 6.4	r 15.0	r 6.7	r 25.1	r 61.0	3.9	r 1.6	r 0.8	r 1.1	r 1.7	r 1.6
Sweden	144	2,365.6	r 474.5	r 508.8	r 511.8	r 458.9	r 486.8	1,244.4	r 332.4	r 355.6	r 347.8	r 380.4	r 463.3
Switzerland	146	68.3	r 19.0	r 23.2	r 35.7	r 29.2	r 29.7	118.3	r 36.0	r 25.0	r 32.1	r 29.5	r 31.8
Taiwan Prov.of China	528	4.6	r 1.0	r 1.9	r 2.1	r 1.5	r 1.3	61.9	r 12.0	r 13.7	r 17.3	r 15.9	r 19.0
United Kingdom	112	319.0	r 73.8	r 77.7	r 93.9	r 79.0	r 124.5	371.5	r 88.8	r 104.5	r 114.2	r 117.8	r 111.2
United States	111	349.5	r 110.0	r 101.1	r 77.4	r 132.6	r 129.0	190.1	r 38.6	r 42.1	r 38.1	r 32.6	r 55.0
Emerg. & Dev. Economies	200	2,491.0	629.1	726.7	761.3	809.3	773.2	3,463.4	936.4	966.9	945.3	986.0	1,186.9
Emerg. & Dev. Asia	505	308.4	97.3	79.9	81.4	103.3	110.4	821.6	216.3	226.7	238.4	211.2	220.4
Bangladesh	513	0.5	r 0.1	r 0.1	r 0.5	r 2.6	r 0.6	1.3	r 0.3	r 0.3	r 0.4	r 0.4	r 0.3
Cambodia	522	0.1	r 0.0	r 0.0	r 0.1	r 0.3	r 0.1	1.8	r 0.4	r 0.2	r 0.2	r 0.1	r 1.2
China,P.R.: Mainland	924	185.0	r 63.6	r 56.1	r 53.2	r 73.6	r 56.4	710.5	r 190.4	r 196.3	r 207.7	r 180.9	r 190.3
F.T. French Polynesia	887	0.2	0.0
F.T. New Caledonia	839	0.0	r 0.1	r 0.3	r 0.1	r 0.1
India	534	78.4	r 21.4	r 14.4	r 15.5	r 13.3	r 39.2	37.3	r 8.9	r 9.0	r 9.7	r 7.7	r 8.9
Indonesia	536	2.4	r 0.7	r 0.3	r 2.2	r 2.7	r 1.9	7.6	r 2.7	r 1.5	r 2.1	r 2.2	r 2.5
Malaysia	548	3.8	r 1.2	r 1.2	r 1.2	r 1.7	r 2.5	13.4	r 3.8	r 3.6	r 3.8	r 4.0	r 4.2
Maldives	556	0.0	r 0.0	r 0.0	r 0.1	r 0.1
Marshall Islands	867	0.0	r 0.2	r 0.1	r 0.1	r 0.0
Mongolia	948	2.3	r 0.1	r 1.7	r 0.2	r 0.5	r 1.8	0.0	r 0.0	r 0.0
Myanmar	518	r 0.0	0.1	r 0.0	r 0.0	r 0.0	r 0.1	r 0.1
Nepal	558	0.0	r 0.0	r 0.0	r 0.0	0.1	r 0.0	r 0.0	r 0.0	r 0.0	r 0.0
Philippines	566	4.5	r 0.2	r 0.3	r 0.4	r 0.2	r 1.7	3.9	r 1.3	r 1.1	r 1.2	r 1.4	r 0.9
Sri Lanka	524	5.8	r 2.6	r 0.2	r 0.2	r 0.9	r 0.8	3.1	r 0.7	r 0.8	r 0.9	r 1.1	r 1.5
Thailand	578	16.6	r 4.5	r 3.4	r 6.2	r 5.6	r 3.8	30.3	r 5.4	r 9.9	r 8.6	r 8.6	r 6.3
Vietnam	582	5.7	r 2.4	r 1.2	r 0.8	r 1.2	r 1.3	12.5	r 2.4	r 4.0	r 3.7	r 4.7	r 4.2

Estonia (939)

In Millions of U.S. Dollars

		Exports (FOB)						Imports (CIF)					
		2016	2017Q1	2017Q2	2017Q3	2017Q4	2018Q1	2016	2017Q1	2017Q2	2017Q3	2017Q4	2018Q1
Asia n.s.	598	3.0	r 0.5	r 0.6	r 0.5	r 0.2	r 0.1	0.0	r 0.0
Europe	170	1,630.7	391.5	503.8	517.1	560.1	500.5	2,553.7	694.7	719.8	682.0	747.8	935.7
Emerg. & Dev. Europe	903	594.6	150.0	182.9	185.9	183.7	174.1	1,556.1	350.9	409.8	364.9	383.2	364.8
Albania	914	0.4	r 0.2	r 0.1	r 0.0	r 0.1	r 0.1	3.3	r 0.8	r 1.8	r 1.9	r 1.3	r 1.4
Bosnia and Herzegovina	963	1.1	r 0.2	r 0.1	r 0.5	r 0.4	r 0.1	0.3	r 0.0	r 0.0	r 0.1	r 0.1	r 0.0
Bulgaria	918	28.0	r 6.7	r 8.6	r 10.3	r 9.7	r 9.8	9.9	r 2.6	r 4.1	r 3.0	r 4.6	r 4.1
Croatia	960	2.1	r 0.7	r 0.9	r 1.0	r 0.7	r 3.0	2.6	r 0.8	r 0.4	r 0.8	r 1.1	r 0.7
Faroe Islands	816	0.7	r 0.0	r 0.1	r 1.2	r 2.0	r 0.8	0.9	r 0.1	r 0.0	r 0.4	r 0.3	r 0.3
Gibraltar	823	0.0	r 0.0	r 4.1	r 0.0	r 0.0
Hungary	944	48.2	r 9.7	r 15.9	r 15.6	r 12.5	r 13.4	303.7	r 27.9	r 28.0	r 26.6	r 31.3	r 25.9
Kosovo	967	0.3	r 0.0	r 0.0	r 0.1	r 0.2	r 0.2	0.1	r 0.0
Macedonia, FYR	962	1.3	r 0.6	r 0.5	r 1.0	r 0.6	r 0.4	0.8	r 0.5	r 1.0	r 1.3	r 1.3	r 1.2
Montenegro	943	0.1	r 0.1	r 0.0	r 0.0	r 0.0	r 0.0	r 0.0	r 0.0	r 0.0
Poland	964	285.1	r 72.1	r 77.2	r 75.8	r 84.4	r 85.3	1,084.2	r 288.0	r 306.4	r 298.7	r 311.0	r 293.7
Romania	968	88.2	r 23.1	r 25.5	r 21.8	r 18.0	r 26.5	55.6	r 13.0	r 13.5	r 13.8	r 13.8	r 18.0
Serbia, Republic of	942	6.6	r 2.1	r 3.0	r 1.9	r 2.8	r 2.3	4.7	r 1.0	r 1.2	r 1.3	r 1.0	r 0.9
Turkey	186	132.6	r 34.4	r 51.0	r 56.6	r 52.6	r 28.1	90.1	r 16.1	r 53.2	r 17.0	r 17.4	r 18.6
CIS	901	1,036.0	241.5	320.9	331.1	376.3	326.4	997.6	343.8	310.0	317.1	364.5	570.9
Armenia	911	0.4	r 0.2	r 0.7	r 0.3	r 3.7	r 5.5	0.6	r 0.1	r 0.1	r 0.1	r 0.3	r 0.0
Azerbaijan, Rep. of	912	4.5	r 0.5	r 0.4	r 0.4	r 2.1	r 0.9	0.7	r 0.4	r 0.3	r 0.2	r 0.5	r 0.3
Belarus	913	51.8	r 12.3	r 14.0	r 16.9	r 21.1	r 23.2	62.9	r 21.6	r 19.8	r 16.3	r 44.1	r 162.3
Georgia	915	6.0	r 0.6	r 0.7	r 0.6	r 1.7	r 1.0	2.4	r 0.5	r 0.6	r 0.8	r 0.6	r 0.5
Kazakhstan	916	18.4	r 4.7	r 5.7	r 5.8	r 10.4	r 19.3	5.3	r 0.4	r 2.1	r 0.7	r 1.5	r 0.6
Kyrgyz Republic	917	0.3	r 0.1	r 0.3	r 0.7	r 0.3	r 0.2	0.0	r 0.0	r 0.4	r 0.2	r 0.0	r 0.0
Moldova	921	5.3	r 1.2	r 1.7	r 1.6	r 1.8	r 1.4	3.2	r 0.5	r 0.7	r 0.8	r 1.1	r 0.9
Russian Federation	922	855.0	r 197.2	r 272.8	r 277.7	r 309.3	r 246.4	848.0	r 301.6	r 265.4	r 268.9	r 280.9	r 365.6
Tajikistan	923	0.1	r 0.0	r 0.0	r 0.0	r 0.0	r 0.0	0.6	r 0.0	r 0.0
Turkmenistan	925	1.4	r 3.2	r 0.3	r 0.5	r 0.0	r 0.2
Ukraine	926	79.1	r 19.1	r 20.7	r 22.8	r 23.3	r 25.8	73.7	r 18.6	r 20.5	r 29.1	r 35.5	r 38.3
Uzbekistan	927	13.8	r 2.4	r 3.7	r 3.9	r 2.6	r 2.5	0.1	r 0.0	r 0.2	r 0.0	r 0.1	r 2.5
Mid East, N Africa, Pak	440	149.0	40.0	71.5	58.4	102.1	66.6	33.9	10.0	9.0	12.8	10.0	11.4
Afghanistan, I.R. of	512	0.2	r 0.0	r 0.1	r 0.1	r 0.1	r 0.1	0.1	r 0.0	r 0.0	r 0.0	r 0.0
Algeria	612	6.0	r 4.9	r 0.1	r 13.2	r 5.5	r 0.3	r 0.0	r 0.0
Bahrain, Kingdom of	419	1.1	r 0.1	r 0.3	r 0.3	r 0.9	r 0.6	0.4	r 0.0	r 0.2	r 0.1	r 0.1	r 0.1
Egypt	469	13.9	r 5.5	r 16.2	r 9.3	r 4.5	r 6.3	3.6	r 1.2	r 1.2	r 1.3	r 1.2	r 1.9
Iran, I.R. of	429	14.0	r 1.6	r 1.5	r 1.5	r 1.5	r 2.2	0.0	r 0.0	r 0.0	r 0.0	r 0.0	r 0.0
Iraq	433	0.6	r 0.3	r 0.5	r 0.1	r 0.2	r 0.1	0.0	r 0.1	r 0.0
Jordan	439	3.5	r 1.0	r 0.7	r 1.1	r 5.1	r 4.7	0.2	r 0.2	r 0.3	r 0.0	r 0.0	r 0.1
Kuwait	443	0.6	r 0.1	r 3.1	r 5.5	r 1.3	r 0.2	0.0	r 0.0	r 0.0	r 0.0	r 0.0	r 0.0
Lebanon	446	2.1	r 0.4	r 0.4	r 0.6	r 0.4	r 1.1	0.0	r 0.0	r 0.0	r 0.0	r 0.0	r 0.1
Libya	672	1.3	r 0.0	r 0.0	r 2.2
Mauritania	682	0.0	r 0.0	r 0.0	0.0	r 0.1	r 0.1
Morocco	686	14.4	r 0.9	r 6.6	r 1.6	r 6.2	r 1.2	0.5	r 0.1	r 0.2	r 0.2	r 0.4	r 0.3
Oman	449	0.7	r 0.5	r 0.5	r 0.2	r 1.0	r 1.3	0.2	r 0.0	r 0.1	r 0.1	r 0.0
Pakistan	564	3.5	r 1.2	r 0.7	r 0.6	r 1.7	r 0.6	12.7	r 2.5	r 2.8	r 3.0	r 2.6	r 3.7
Qatar	453	0.5	r 0.2	r 0.1	r 0.3	r 0.4	r 0.6	0.1	r 0.0	r 0.1	r 0.1	r 0.0
Saudi Arabia	456	42.9	r 9.8	r 23.5	r 14.0	r 61.7	r 20.4	12.2	r 4.7	r 3.5	r 7.1	r 5.4	r 5.0
Sudan	732	0.8	r 0.3	r 0.4	r 0.1	r 0.1	r 0.0
Syrian Arab Republic	463	0.2	r 0.1	r 0.2	r 0.1
Tunisia	744	4.5	r 0.1	r 5.6	r 0.2	r 0.1	r 0.1	0.3	r 0.1	r 0.0	r 0.0	r 0.0	r 0.0
United Arab Emirates	466	38.1	r 13.0	r 11.1	r 9.8	r 11.2	r 24.3	3.6	r 1.1	r 0.7	r 0.8	r 0.3	r 0.3
Yemen, Republic of	474	0.0	r 0.1	r 0.0	r 0.1	r 0.1
Sub-Saharan Africa	603	158.7	46.3	19.5	43.3	17.5	60.9	19.4	5.2	3.7	2.9	3.6	3.8
Angola	614	5.9	r 11.4	r 0.1	r 0.1	r 0.1	r 0.1
Benin	638	0.6	r 0.0	r 0.1	r 0.1	r 0.1	r 0.1
Burkina Faso	748	0.0	r 0.0	r 0.1	r 0.0	r 0.0
Cameroon	622	0.6	r 0.1	r 0.1	r 0.2	r 0.2	r 0.2	0.1	r 0.1	r 0.0
Congo, Dem. Rep. of	636	r 0.0	0.0	r 0.3	r 0.0
Congo, Republic of	634	0.0	r 0.0	r 0.1	0.1	r 0.0
Côte d'Ivoire	662	0.3	r 0.1	r 0.1	r 0.1	r 0.1	r 0.9	2.9	r 0.5	r 0.4	r 0.1	r 0.0	r 0.0

Estonia (939)

In Millions of U.S. Dollars

		Exports (FOB)						Imports (CIF)					
		2016	2017Q1	2017Q2	2017Q3	2017Q4	2018Q1	2016	2017Q1	2017Q2	2017Q3	2017Q4	2018Q1
Ethiopia	644	0.2	r 0.0	r 0.0	r 0.0	0.1	r 0.0	r 0.0	r 0.0
Gambia, The	648	0.1	r 0.0	r 0.0	r 0.1	r 0.1	r 0.1
Ghana	652	0.5	r 0.0	r 0.1	r 0.3	r 0.7	r 0.2	5.7	r 0.6	r 0.7	r 1.0	r 0.9	r 0.9
Guinea	656	0.0	r 0.1	r 0.9	r 0.1	0.2	r 0.0
Kenya	664	9.8	r 0.6	r 0.7	r 0.6	r 0.6	r 1.9	0.0	r 0.0	r 0.0
Liberia	668	0.1	r 0.0	r 0.0	r 0.0	r 0.1	r 0.0
Malawi	676	0.3	r 0.1	r 0.0	r 0.0	r 0.1	r 0.1
Mali	678	0.0	r 0.2	r 0.1	r 0.9	r 0.1	0.0	r 0.0
Mauritius	684	0.4	r 0.1	r 0.1	r 0.1	r 0.0	r 0.0	0.0	r 0.0	r 0.0	r 0.0
Mozambique	688	0.0	r 0.1	r 0.0	r 0.1	r 0.0	r 0.0
Namibia	728	6.8	r 3.6	r 0.0	r 3.5	r 0.0	r 3.1	0.0	r 0.0
Nigeria	694	40.4	r 0.2	r 8.6	r 4.9	r 0.7	r 0.9	6.1	r 2.8	r 0.9	r 0.7	r 1.3	r 1.7
Senegal	722	0.3	r 0.0	r 0.0	r 10.5	r 0.1	r 0.0	0.0
Seychelles	718	0.0	r 0.0	r 0.0	r 0.1	r 0.0
Sierra Leone	724	0.3	r 0.0	r 0.2	r 0.0	r 0.0	r 0.1	r 0.0	r 0.1	r 0.1
South Africa	199	7.3	r 1.5	r 1.9	r 3.5	r 2.2	r 2.0	3.8	r 0.9	r 1.3	r 1.0	r 1.0	r 1.2
Tanzania	738	0.9	r 0.2	r 0.1	r 0.2	r 0.4	r 0.4	0.0	r 0.0
Togo	742	83.3	r 27.9	r 7.1	r 17.6	r 10.7	r 50.2	0.1
Uganda	746	0.0	r 0.0	r 0.1	r 0.2	r 0.2	r 0.3	0.0	r 0.0	r 0.1	r 0.0	r 0.0	r 0.0
Zambia	754	0.1	r 0.0	r 0.0	r 0.0	r 0.1
Zimbabwe	698	0.2	r 0.0	r 0.0	r 0.0	r 0.0	r 0.0	0.3	r 0.0	r 0.1	r 0.3
Western Hemisphere	205	244.3	54.1	51.9	61.2	26.4	34.7	34.8	10.3	7.8	9.2	13.4	15.6
Argentina	213	1.4	r 4.4	r 15.2	r 12.8	r 3.5	r 6.6	2.5	r 0.4	r 0.4	r 0.6	r 0.3	r 0.5
Aruba	314	0.2	r 0.0	r 0.0	r 0.0	r 0.0	0.0	r 0.0
Bahamas, The	313	1.4	r 0.1	r 0.3	r 0.5	r 0.9	0.0	r 0.0	r 0.0	r 0.0	r 0.0
Belize	339	0.5	r 0.0	r 0.0	r 0.0
Bolivia	218	0.7	r 0.2	r 0.2	r 0.1	r 0.2	r 0.1	0.0	r 0.0
Brazil	223	22.0	r 3.8	r 7.0	r 7.9	r 4.4	r 8.5	12.4	r 6.6	r 3.3	r 4.1	r 8.3	r 9.0
Chile	228	4.6	r 1.1	r 0.9	r 1.3	r 1.2	r 2.2	6.5	r 1.1	r 1.3	r 1.4	r 1.5	r 1.0
Colombia	233	0.3	r 0.1	r 0.1	r 2.0	r 0.2	r 0.2	0.7	r 0.0	r 0.1	r 0.0	r 0.0	r 0.0
Costa Rica	238	0.1	r 0.1	r 0.1	r 0.1	r 0.0	r 0.1	0.1	r 0.0	r 0.0	r 0.0	r 0.0	r 0.0
Curacao	354	0.1	r 0.0	r 0.0	r 0.0	r 0.0	0.0	r 0.0
Dominica	321	0.1	r 0.3	r 0.0
Dominican Republic	243	0.1	r 0.0	r 0.0	r 0.0	r 0.1	r 0.0	0.1	r 0.0	r 0.0	r 0.0	r 0.0	r 0.0
Ecuador	248	0.2	r 0.1	r 0.0	r 0.2	r 0.0	r 1.2	1.1	r 0.1	r 0.1	r 0.1	r 0.1	r 0.1
El Salvador	253	0.0	r 0.0	r 0.0	r 0.1	0.0	r 0.0	r 0.0	r 0.0	r 0.0	r 0.0
Greenland	326	0.0	r 0.0	r 0.0	r 0.0	r 0.0	0.2	r 0.1	r 0.1	r 0.0
Guatemala	258	0.1	r 0.0	r 0.0	r 0.1	r 0.2	r 0.3	0.0	r 0.0	r 0.0	r 0.0
Guyana	336	0.0	r 0.0	r 0.0	r 0.1	r 0.0
Honduras	268	0.2	r 0.0	r 0.1	r 0.1	r 0.0	r 0.0	0.0	r 0.0	r 0.0	r 0.0	r 0.0	r 0.0
Mexico	273	205.5	r 31.4	r 27.1	r 34.3	r 14.8	r 13.1	9.3	r 1.3	r 1.6	r 2.5	r 2.7	r 4.7
Nicaragua	278	0.1	r 0.0	r 0.0	r 0.0	r 0.0	0.0	r 0.0	r 0.0	r 0.0	r 0.0	r 0.0
Panama	283	0.2	r 0.0	r 0.1	r 0.1	r 0.0	r 0.1	0.0	r 0.1	r 0.0	r 0.0	r 0.0	r 0.0
Paraguay	288	1.1	r 0.4	r 0.1	r 0.5	r 0.3	r 0.0	0.2
Peru	293	2.6	r 0.4	r 0.3	r 0.8	r 0.4	r 0.6	1.6	r 0.6	r 0.8	r 0.4	r 0.4	r 0.3
Sint Maarten	352	0.1	r 0.0	r 0.0	0.0	r 0.0	r 0.0	r 0.0	r 0.0
Suriname	366	0.2	r 0.4	r 0.1	r 0.0	r 0.2	r 0.2	r 0.0
Uruguay	298	2.2	r 11.5	r 0.1	r 0.2	r 0.2	r 0.1	r 0.0	r 0.0	r 0.0	r 0.0	r 0.0
Venezuela, Rep. Bol.	299	0.1	r 0.2	r 0.0	r 0.0	0.0	r 0.0	r 0.0
Other Countries n.i.e	910	4.9	0.9	0.9	0.7	4.7	0.2	0.0	0.0	0.0
Cuba	928	4.9	r 0.9	r 0.9	r 0.7	r 4.7	r 0.2	0.0	r 0.0	r 0.0
Special Categories	899	88.5	r 31.1	r 34.9	r 36.6	r 43.7	r 44.6	3.1	r 0.1	r 0.9	r 0.0	r 0.4
Countries & Areas n.s.	898	73.5	r 35.8	r 27.5	r 27.0	r 9.0	r 31.2
Memorandum Items													
Africa	605	184.3	52.5	32.3	58.3	29.3	62.7	20.3	5.5	4.0	3.1	3.9	4.1
Middle East	405	119.6	32.5	58.0	42.8	88.5	64.1	20.3	7.2	6.0	9.6	7.1	7.4
European Union	998	9,736.7	2,392.7	2,551.7	2,668.9	2,773.9	2,834.6	12,232.2	3,195.3	3,290.6	3,345.6	3,645.7	3,626.2
Export earnings: fuel	080	1,032.8	248.2	329.0	336.6	406.9	321.6	878.5	311.2	273.4	278.8	290.1	373.6
Export earnings: nonfuel	092	12,146.7	3,042.8	3,259.4	3,381.2	3,536.6	3,723.6	14,079.5	3,673.4	3,810.3	3,856.1	4,138.6	4,322.6

Ethiopia (644)

In Millions of U.S. Dollars

		Exports (FOB)						Imports (CIF)					
		2016	2017Q1	2017Q2	2017Q3	2017Q4	2018Q1	2016	2017Q1	2017Q2	2017Q3	2017Q4	2018Q1
IFS World		2,785.2	16,243.7
World	001	4,186.7	982.0	1,244.4	1,101.4	897.6	1,063.3	20,070.1	4,618.7	5,587.5	4,640.8	4,536.0	3,899.3
Advanced Economies	110	1,679.3	411.8	590.6	481.6	348.3	375.8	3,559.0	970.1	1,271.2	853.8	999.0	860.6
Euro Area	163	786.8	133.4	178.3	180.8	134.1	149.7	2,021.8	654.7	819.9	400.6	528.0	533.2
Austria	122	0.2	r 0.0	r 0.1	r 0.0	r 0.1	r 0.0	25.7	r 1.8	r 7.7	r 6.7	r 5.4	r 1.0
Belgium	124	11.3	r 3.8	r 3.0	r 2.4	r 3.3	r 5.7	72.4	r 15.2	r 21.6	r 12.8	r 14.2	r 13.2
Cyprus	423	0.1	r 0.0	r 0.1	r 0.3	r 0.3	r 0.0	4.2	r 1.4	r 1.6	r 0.5	r 0.7	r 1.3
Estonia	939	0.1	r 0.0	r 0.0	r 0.0	0.0	r 0.0	r 0.0	r 0.0
Finland	172	3.4	r 1.4	r 1.2	r 2.1	r 0.8	r 0.1	44.9	r 12.3	r 8.1	r 9.0	r 6.5	r 1.7
France	132	36.1	r 7.1	r 8.2	r 9.2	r 7.9	r 7.8	544.6	r 347.6	r 388.5	r 50.2	r 212.6	r 195.6
Germany	134	208.0	r 31.1	r 53.4	r 67.1	r 46.9	r 38.2	392.5	r 87.7	r 96.0	r 94.4	r 105.1	r 83.4
Greece	174	7.7	r 0.7	r 1.4	r 1.5	r 2.8	r 2.8	20.5	r 1.8	r 3.9	r 8.3	r 2.6	r 1.1
Ireland	178	1.7	r 0.7	r 3.5	r 0.7	r 0.3	r 0.6	41.4	r 10.4	r 15.3	r 11.0	r 8.7	r 1.3
Italy	136	59.6	r 10.8	r 18.9	r 16.5	r 11.4	r 14.8	600.3	r 112.5	r 155.7	r 134.7	r 117.1	r 85.5
Latvia	941	0.0	r 0.0	r 0.0	r 0.0	r 0.1	10.0	r 0.0	r 0.0	r 0.3	r 0.0	r 0.0
Lithuania	946	0.3	r 0.1	r 0.1	r 0.0	r 0.1	r 0.0	1.1	r 0.0	r 0.0	r 0.1	r 0.4	r 0.3
Luxembourg	137	0.0	r 0.0	r 0.0	r 0.0	0.5	r 0.0	r 0.0	r 0.1	r 2.3	r 0.2
Netherlands	138	438.3	r 69.3	r 79.2	r 72.1	r 53.6	r 71.5	118.5	r 22.0	r 81.7	r 30.4	r 32.0	r 131.2
Portugal	182	8.4	r 4.4	r 3.3	r 2.8	r 1.8	r 2.2	21.2	r 5.8	r 5.1	r 5.9	r 2.9	r 6.9
Slovak Republic	936	0.1	r 0.0	r 0.0	r 0.0	r 0.0	r 0.0	9.9	r 0.7	r 1.2	r 4.3	r 1.7	r 0.4
Slovenia	961	0.4	r 0.1	r 0.2	r 0.2	r 0.1	r 0.2	0.8	r 0.2	r 0.4	r 0.4	r 0.5	r 0.2
Spain	184	11.1	r 3.8	r 5.8	r 6.0	r 4.8	r 5.8	113.3	r 35.2	r 32.9	r 31.5	r 15.2	r 9.9
Australia	193	18.7	r 3.1	r 4.6	r 11.4	r 5.2	r 2.5	35.6	r 6.8	r 6.6	r 6.8	r 6.6	r 6.8
Canada	156	14.6	r 3.1	r 3.6	r 4.2	r 4.0	r 3.4	7.1	r 0.7	r 1.3	r 1.2	r 4.7	r 0.5
China,P.R.: Hong Kong	532	35.5	r 7.9	r 8.2	r 7.4	r 5.8	r 3.7	8.3	r 1.8	r 4.1	r 3.1	r 3.5	r 1.4
Czech Republic	935	0.1	r 0.0	r 0.0	r 0.0	r 0.0	r 0.0	37.2	r 4.3	r 10.3	r 6.5	r 8.0	r 7.9
Denmark	128	1.5	r 0.3	r 0.5	r 0.9	r 1.7	r 0.2	32.8	r 7.2	r 10.3	r 6.5	r 5.4	r 6.6
Iceland	176	r 0.0	r 0.0	r 0.0	r 0.1	r 0.1	0.4	r 0.1	r 0.2	r 0.1	r 0.1	r 0.1
Israel	436	73.8	r 21.9	r 22.7	r 19.4	r 19.4	r 27.2	25.1	r 3.2	r 12.5	r 12.7	r 3.5	r 2.8
Japan	158	94.5	r 30.0	r 31.6	r 50.3	r 23.4	r 29.6	487.8	r 102.2	r 115.8	r 181.9	r 139.9	r 105.1
Korea, Republic of	542	52.2	r 11.2	r 14.1	r 17.6	r 16.0	r 8.7	159.9	r 39.1	r 56.3	r 43.2	r 39.8	r 30.7
New Zealand	196	3.7	r 0.5	r 0.2	r 1.4	r 1.0	r 0.2	3.8	r 0.3	r 1.6	r 0.6	r 0.7	r 0.3
Norway	142	9.9	r 2.1	r 2.2	r 2.1	r 2.0	r 1.5	2.6	r 0.3	r 0.7	r 0.7	r 0.7	r 0.4
Singapore	576	3.1	r 0.4	r 0.2	r 0.1	r 0.1	r 0.1	43.1	r 10.0	r 31.1	r 22.0	r 17.9	r 26.6
Sweden	144	13.6	r 2.9	r 2.5	r 2.9	r 3.6	r 1.6	82.8	r 13.4	r 12.5	r 15.0	r 13.9	r 12.5
Switzerland	146	353.1	r 124.4	r 228.6	r 31.6	r 48.9	r 86.2	52.2	r 10.3	r 5.6	r 20.0	r 14.9	r 3.3
Taiwan Prov.of China	528	9.4	r 0.8	r 1.0	r 1.1	r 0.8	r 0.9	107.4	r 29.6	r 37.3	r 27.6	r 30.6	r 24.1
United Kingdom	112	47.9	r 36.1	r 39.7	r 80.9	r 38.2	r 10.2	178.4	r 36.8	r 56.6	r 85.5	r 50.1	r 76.4
United States	111	161.0	r 33.4	r 52.6	r 69.3	r 43.9	r 49.7	272.9	r 49.4	r 88.5	r 19.8	r 130.5	r 21.9
Emerg. & Dev. Economies	200	2,503.0	569.3	652.5	618.4	548.4	686.4	16,490.6	3,644.0	4,310.4	3,782.6	3,532.2	3,034.9
Emerg. & Dev. Asia	505	584.5	113.8	146.1	132.3	106.2	185.0	8,206.5	1,728.1	2,066.9	1,876.3	1,543.1	1,311.1
Bangladesh	513	0.1	r 0.0	r 0.0	r 0.5	r 1.2	r 0.4	9.2	r 2.9	r 3.8	r 9.8	r 7.8	r 4.3
Cambodia	522	0.0	r 0.0	r 0.0	r 0.0	r 0.0	r 0.0	0.1	r 0.0	r 0.0	r 0.0	r 0.0	r 0.0
China,P.R.: Mainland	924	409.3	r 79.2	r 110.7	r 82.2	r 74.4	r 141.4	5,657.9	r 1,189.2	r 1,304.0	r 1,225.4	r 936.6	r 822.8
F.T. French Polynesia	887	e 0.1	e 0.0	e 0.0	e 0.0	e 0.0	e 0.0
F.T. New Caledonia	839	e 0.2	e 0.0	e 0.0	e 0.0	e 0.0	e 0.0
India	534	82.0	r 16.1	r 16.4	r 8.0	r 12.2	r 17.5	1,477.7	r 289.1	r 373.5	r 341.8	r 267.9	r 234.6
Indonesia	536	41.3	r 7.8	r 4.9	r 28.2	r 8.1	r 13.4	442.0	r 89.5	r 113.1	r 99.9	r 114.8	r 81.8
Malaysia	548	3.7	r 0.8	r 1.6	356.4	r 103.3	r 192.9	r 133.8	r 148.7	r 117.2
Mongolia	948	r 0.0	r 0.0	r 0.0	r 0.0	r 0.0	r 0.1
Nepal	558	0.0	r 0.0	r 0.0	r 0.0	r 0.0	r 0.0	0.1	r 0.0	r 0.0	r 0.0	r 0.0	r 0.0
Philippines	566	0.1	r 0.0	r 0.0	r 0.0	r 0.0	7.3	r 1.6	r 1.6	r 1.8	r 1.7	r 1.5
Sri Lanka	524	3.1	r 0.6	r 0.9	r 0.7	r 0.6	r 0.5	4.1	r 1.5	r 3.2	r 2.7	r 3.0	r 0.5
Thailand	578	5.6	r 1.2	r 0.9	r 1.0	r 1.2	r 1.8	102.0	r 16.7	r 31.4	r 29.2	r 27.2	r 20.5
Vietnam	582	38.9	r 8.1	r 10.7	r 11.7	r 8.2	r 9.9	67.8	r 15.6	r 19.7	r 14.6	r 16.2	r 12.8
Asia n.s.	598	81.9	r 18.6	r 23.5	r 17.3	r 19.2	r 15.1
Europe	170	67.1	13.4	18.1	14.3	17.5	20.1	1,646.2	316.2	288.4	355.3	285.5	274.6
Emerg. & Dev. Europe	903	48.4	9.4	12.6	8.2	10.6	14.6	814.4	161.5	129.4	186.9	104.2	115.5
Albania	914	0.2	r 0.0	r 0.1	r 0.0	r 0.0	r 0.0	0.0	r 0.0	r 0.0	r 0.0	r 0.0	r 0.0
Bosnia and Herzegovina	963	0.1	r 0.0	r 0.2	r 0.0	r 0.0	r 0.0	0.4	r 0.1	r 0.1	r 0.2	r 0.1	r 0.1

Ethiopia (644)

In Millions of U.S. Dollars

		Exports (FOB)						Imports (CIF)					
		2016	2017Q1	2017Q2	2017Q3	2017Q4	2018Q1	2016	2017Q1	2017Q2	2017Q3	2017Q4	2018Q1
Bulgaria	918	5.5	r 1.1	r 1.3	r 0.4	r 1.3	r 2.3	15.0	r 9.1	r 2.2	r 0.5	r 1.5	r 0.4
Croatia	960	0.0	r 0.0	r 0.0	r 0.0	r 0.0	r 0.0	5.0	r 1.5	r 2.1	r 4.0	r 1.4	r 1.2
Hungary	944	1.4	r 0.2	r 0.2	r 0.3	r 0.1	r 0.1	24.8	r 0.6	r 2.2	r 2.7	r 6.3	r 4.4
Kosovo	967	e 0.0	e 0.0	e 0.0	e 0.0	e 0.0	e 0.0	e 0.1	e 0.0
Montenegro	943	e 0.0	e 0.0	e 0.0	e 0.0	e 0.0	e 0.0	e 0.1
Poland	964	1.2	r 0.1	r 0.2	r 0.1	r 0.2	r 0.4	108.1	r 13.2	r 9.6	r 10.3	r 6.2	r 8.6
Romania	968	1.9	r 0.0	r 0.4	r 0.3	r 0.1	r 0.4	128.9	r 14.7	r 0.7	r 46.6	r 0.3	r 15.4
Serbia, Republic of	942	r 0.0	r 0.0	r 0.0	r 0.0	r 0.0	r 0.1	r 0.1	r 0.1	r 0.2
Turkey	186	38.0	r 8.0	r 10.2	r 7.0	r 8.8	r 11.3	532.0	r 122.1	r 112.4	r 122.6	r 88.3	r 85.3
CIS	901	13.2	2.9	4.0	4.5	5.7	4.1	831.5	154.6	158.9	168.2	181.2	159.0
Azerbaijan, Rep. of	912	0.1	r 0.1	r 0.1	r 0.2	r 0.1	r 0.1
Belarus	913	0.5	r 0.2	r 0.1	r 0.1	r 0.2	r 0.2	30.6	r 7.3	r 7.3	r 7.2	r 7.2	r 9.0
Georgia	915	0.0	r 0.2	r 0.1	r 0.1	0.2	r 0.1	r 0.1	r 0.3	r 0.1	r 0.1
Kazakhstan	916	r 0.0	r 0.0	r 0.0	r 0.0	r 0.0	0.4	r 0.0
Kyrgyz Republic	917	1.0	r 0.2	r 0.3	r 0.2	r 0.2	r 0.2
Russian Federation	922	9.2	r 2.2	r 3.0	r 3.3	r 4.0	r 3.1	341.6	r 59.7	r 37.9	r 46.0	r 64.9	r 57.2
Ukraine	926	3.4	r 0.5	r 0.6	r 0.8	r 1.4	r 0.6	457.7	r 87.4	r 113.4	r 114.6	r 108.8	r 92.6
Europe n.s.	884	5.5	r 1.1	r 1.5	r 1.7	r 1.2	r 1.4	0.4	r 0.1	r 0.1	r 0.1	r 0.1	r 0.1
Mid East, N Africa, Pak	440	1,795.6	428.9	463.4	450.5	411.7	467.2	6,280.4	1,525.5	1,832.7	1,431.7	1,611.8	1,309.6
Algeria	612	0.6	r 0.1	r 0.3	r 0.0	r 0.1	r 0.1	0.0	r 0.0	r 0.0	r 15.3	r 0.0	r 0.0
Bahrain, Kingdom of	419	2.6	r 0.4	r 0.6	r 0.3	r 0.3	r 0.3	49.5	r 11.5	r 14.6	r 10.8	r 12.0	r 9.5
Djibouti	611	100.4	r 20.8	r 27.3	r 29.9	r 21.0	r 25.3	0.3	r 0.1	r 0.1	r 0.1	r 0.1	r 0.1
Egypt	469	11.1	r 2.3	r 3.0	r 3.3	r 2.3	r 2.8	172.0	r 39.5	r 50.0	r 37.0	r 41.1	r 32.3
Iran, I.R. of	429	0.5	r 0.1	r 0.1	r 0.2	r 0.1	r 0.1	77.3	r 17.7	r 22.4	r 16.6	r 18.4	r 14.5
Iraq	433	0.5	r 0.1	r 0.1	r 0.2	r 0.1	r 0.1	0.0	r 0.0	r 0.0	r 0.0	r 0.0	r 0.0
Jordan	439	33.2	r 9.6	r 6.9	r 7.0	r 3.8	r 10.4	2.7	r 1.0	r 2.4	r 0.4	r 1.6	r 0.3
Kuwait	443	2.0	r 0.4	r 0.6	r 0.6	r 0.4	r 0.5	1,016.3	r 232.4	r 293.5	r 216.7	r 240.4	r 189.2
Lebanon	446	0.8	r 0.2	r 0.6	r 0.5	r 0.3	r 0.3	9.0	r 0.6	r 2.7	r 0.9	r 0.5	r 0.3
Libya	672	r 2.7	r 3.6	r 3.9	r 2.8	r 3.3
Mauritania	682	r 0.5	r 0.7	r 0.7	r 0.5	r 0.6	r 0.0	r 0.0	r 0.0	r 0.0	r 0.0
Morocco	686	0.8	r 0.5	r 0.5	r 0.7	r 0.1	r 0.1	75.5	r 60.8	r 103.6	r 0.2	r 81.5	r 2.5
Oman	449	1.6	r 0.5	r 0.5	r 0.6	r 0.4	r 0.5	8.9	r 6.5	r 2.5	r 2.4	r 2.4	r 2.4
Pakistan	564	68.5	r 17.1	r 3.9	r 0.8	r 3.1	r 3.9	42.9	r 10.4	r 10.2	r 10.3	r 10.2	r 10.1
Qatar	453	2.6	r 0.6	r 0.5	r 0.6	r 1.2	r 0.8	38.1	r 12.3	r 12.9	r 12.5	r 29.2	r 28.4
Saudi Arabia	456	213.5	r 42.4	r 59.1	r 41.9	r 49.3	r 45.5	1,912.0	r 473.2	r 488.3	r 472.5	r 473.9	r 467.6
Somalia	726	287.4	r 59.8	r 78.8	r 86.5	r 60.7	r 73.2	0.1	r 0.0	r 0.0	r 0.0	r 0.0	r 0.0
Sudan	732	931.9	r 240.5	r 241.1	r 240.3	r 240.8	r 260.7	27.9	r 7.0	r 6.4	r 21.6	r 12.9	r 11.0
Syrian Arab Republic	463	2.4	r 0.5	r 0.6	r 0.7	r 0.5	r 0.6	3.9	r 0.9	r 1.1	r 0.8	r 0.9	r 0.7
Tunisia	744	1.8	r 0.3	r 0.3	r 0.4	r 0.3	r 0.3	50.9	r 10.4	r 11.1	r 14.0	r 21.3	r 16.8
United Arab Emirates	466	106.9	r 23.8	r 26.9	r 23.5	r 18.1	r 31.0	708.9	r 164.9	r 209.3	r 155.2	r 172.7	r 136.2
Yemen, Republic of	474	26.5	r 5.5	r 7.3	r 8.0	r 5.6	r 6.8	15.4	r 3.5	r 4.5	r 3.3	r 3.7	r 2.9
Middle East n.s.	489	2,068.9	r 472.8	r 597.1	r 440.9	r 489.0	r 384.7
Sub-Saharan Africa	603	41.9	9.8	20.4	16.3	9.7	10.3	226.6	36.8	81.9	52.5	41.1	100.9
Angola	614	3.7	r 0.8	r 1.0	r 1.1	r 0.8	r 0.9	0.0	r 0.0	r 0.0	r 0.0	r 0.0	r 0.0
Benin	638	0.1	r 0.0	r 0.0	r 0.0	r 0.0	r 0.0	0.0	r 0.0	r 0.0	r 0.0	r 0.0	r 0.0
Botswana	616	0.1	r 0.0	r 0.0	r 0.0	r 0.0	r 0.0	0.0	r 0.0	r 0.0	r 0.0	r 0.0	r 0.0
Burkina Faso	748	0.4	r 0.1	r 0.1	r 0.1	r 0.1	r 0.1
Cameroon	622	3.5	r 0.7	r 1.0	r 1.1	r 0.7	r 0.9	0.7	r 0.2	r 0.2	r 0.2	r 0.2	r 0.1
Chad	628	0.1	r 0.0	r 0.0	r 0.0	r 0.0	r 0.0	0.0	r 0.0	r 0.0	r 0.0	r 0.0	r 0.0
Comoros	632	0.2	r 0.0	r 0.1	r 0.1	r 0.0	r 0.1	0.0	r 0.0	r 0.0	r 0.0	r 0.0	r 0.0
Congo, Republic of	634	0.4	r 0.1	r 0.1	r 0.1	r 0.1	r 0.1	0.1	r 0.0	r 0.0	r 0.0	r 0.0	r 0.0
Côte d'Ivoire	662	0.3	r 0.1	r 0.1	r 0.1	r 0.1	r 0.1	0.0	r 0.0	r 0.0	r 0.0	r 0.0	r 0.0
Gabon	646	0.1	r 0.0	r 0.0	r 0.0	r 0.0	r 0.0	0.0	r 0.0	r 0.0	r 0.0	r 0.0	r 0.0
Ghana	652	0.7	r 0.1	r 0.2	r 0.2	r 0.1	r 0.2	0.4	r 0.1	r 0.1	r 0.1	r 0.1	r 0.1
Guinea-Bissau	654	0.2	r 0.0	r 0.0	r 0.1	r 0.0	r 0.0
Kenya	664	15.7	r 3.8	r 12.3	r 9.8	r 4.9	r 4.4	58.2	r 11.3	r 14.2	r 13.3	r 11.1	r 8.8
Lesotho	666	0.0	r 0.0	r 0.0	r 0.0	r 0.0	r 0.0	0.2	r 0.0	r 0.1	r 0.0	r 0.0	r 0.0
Madagascar	674	0.2	r 0.0	r 0.1	r 0.1	r 0.0	r 0.0	0.1	r 0.0	r 0.0	r 0.0	r 0.0	r 0.0
Malawi	676	0.1	r 0.0	r 0.0	r 0.0	r 0.0	r 0.0	0.0	r 0.0	r 0.0	r 0.0	r 0.0	r 0.0
Mali	678	0.0	r 0.0	r 0.0	r 0.0	r 0.0	r 0.0	0.7	r 0.2	r 0.2	r 0.1	r 0.2	r 0.1

Ethiopia (644)

In Millions of U.S. Dollars

		Exports (FOB)						Imports (CIF)					
		2016	2017Q1	2017Q2	2017Q3	2017Q4	2018Q1	2016	2017Q1	2017Q2	2017Q3	2017Q4	2018Q1
Mauritius	684	0.1	r 0.0	r 0.0	r 0.1	r 0.0	r 0.2	0.3	r 0.1	r 0.1	r 0.0	r 0.0	r 0.1
Mozambique	688	0.2	r 0.0	r 0.1	r 0.1	r 0.0	r 0.0	0.1	r 0.0	r 0.0	r 0.0	r 0.0	r 0.0
Namibia	728	0.1	r 0.0	r 0.0	r 0.0	r 0.0	r 0.0	0.1	r 0.0	r 0.0	r 0.0	r 0.0	r 0.0
Niger	692	0.2	r 0.0	r 0.0	r 0.1	r 0.0	r 0.0	0.1	r 0.0	r 0.0	r 0.0	r 0.0	r 0.0
Nigeria	694	0.4	r 0.1	r 0.1	r 0.1	r 0.1	r 0.1	1.1	r 0.2	r 0.3	r 0.2	r 0.3	r 0.2
Rwanda	714	0.8	r 0.1	r 0.2	r 0.2	r 0.2	r 0.1	2.5	r 0.0	r 1.3	r 0.0	r 0.2	r 0.1
São Tomé & Príncipe	716	0.4	r 0.1	r 0.1	r 0.1	r 0.1	r 0.1	r 0.0	r 0.0	r 0.0	r 0.0	r 0.0
Senegal	722	0.0	r 0.0	r 0.0	r 0.0	r 0.1
Sierra Leone	724	0.4	r 0.1	r 0.1	r 0.1	r 0.1	r 0.1	0.0	r 0.0	r 0.0	r 0.0	r 0.0	r 0.0
South Africa	199	9.2	r 2.6	r 3.8	r 1.6	r 1.1	r 1.6	132.2	r 17.5	r 55.5	r 31.8	r 19.5	r 85.3
Swaziland	734	1.2	r 0.3	r 0.3	r 0.4	r 0.3	r 0.3	27.2	r 6.2	r 7.8	r 5.8	r 6.4	r 5.0
Tanzania	738	1.0	r 0.3	r 0.2	r 0.2	r 0.3	r 0.4	2.0	r 0.6	r 1.8	r 0.7	r 1.0	r 0.7
Uganda	746	1.3	r 0.1	r 0.1	r 0.2	r 0.2	r 0.1	0.0	r 0.0	r 0.0	r 0.0	r 0.1	r 0.1
Zambia	754	0.3	r 0.0	r 0.0	r 0.0	r 0.0	r 0.0	0.4	r 0.3	r 0.0	r 0.0	r 1.7	r 0.1
Zimbabwe	698	0.5	r 0.1	r 0.2	r 0.2	r 0.1	r 0.1	0.3	r 0.1	r 0.1	r 0.1	r 0.1	r 0.0
Western Hemisphere	205	13.9	3.5	4.5	5.0	3.3	3.7	131.0	37.4	40.6	66.8	50.6	38.7
Antigua and Barbuda	311	r 0.0	r 0.0	r 0.0	r 0.0	r 0.0	0.2	r 0.0	r 0.1	r 0.0	r 0.1	r 0.0
Argentina	213	0.1	r 0.0	r 0.0	r 0.0	r 0.0	r 0.0	67.1	r 16.4	r 17.1	r 17.1	r 16.5	r 16.4
Bahamas, The	313	r 5.2	r 6.6	r 4.9	r 5.4	r 4.3
Belize	339	18.7	r 4.7	r 4.7	r 4.7	r 4.7	r 4.7
Brazil	223	0.0	r 0.0	r 0.0	r 0.0	r 0.0	r 0.0	34.3	r 6.8	r 9.4	r 37.7	r 22.1	r 10.9
Chile	228	0.4	r 0.1	r 0.2	r 0.0	r 0.1	r 0.0	3.0	r 0.8	r 0.9	r 0.8	r 0.7	r 0.9
Colombia	233	0.0	r 0.0	r 0.0	r 0.0	r 0.0	r 0.0	0.4	r 0.0	r 0.0	r 0.2	r 0.0	r 0.0
Costa Rica	238	r 0.0	r 0.0	r 0.0	r 0.0	r 0.0	0.1	r 0.0	r 0.0	r 0.0	r 0.0	r 0.0
Ecuador	248	r 0.0	r 0.0	r 0.0	r 0.0	r 0.0	1.7	r 0.4	r 0.5	r 0.4	r 0.5	r 0.4
El Salvador	253	0.0	r 0.1	r 0.2	r 0.1	r 0.0	r 0.0	0.0	r 0.0	r 0.0	r 0.0	r 0.0	r 0.0
Guatemala	258	0.2	r 0.4	r 0.0	r 0.0	r 0.0	r 0.0	0.2	r 0.1	r 0.1	r 0.1	r 0.1	r 0.1
Jamaica	343	0.2	r 0.0	r 0.1	r 0.1	r 0.1	r 0.1	0.1	r 0.0	r 0.0	r 0.0	r 0.0	r 0.0
Mexico	273	1.8	r 0.5	r 0.9	r 1.3	r 0.5	r 0.7	2.8	r 2.4	r 0.5	r 0.4	r 0.5
Panama	283	0.1	r 0.0	r 0.0	r 0.0	r 0.0	r 0.0	0.0	r 0.0	r 0.0	r 0.0	r 0.0	r 0.0
Peru	293	0.1	r 0.0	r 0.0	r 0.1	r 0.1	r 0.1	0.2	r 0.0	r 0.0	r 0.0	r 0.0	r 0.0
Suriname	366	0.5	r 0.1	r 0.1	r 0.1	r 0.1	r 0.1
Trinidad and Tobago	369	r 0.0	r 0.0	r 0.0	r 0.0	r 0.0	0.1	r 0.0	r 0.0	r 0.0	r 0.0	r 0.0
Uruguay	298	r 0.0	r 0.0	r 0.0	r 0.0	0.2	r 0.0	r 0.1	r 0.0	r 0.0	r 0.0
Western Hem. n.s.	399	10.9	r 2.3	r 3.0	r 3.3	r 2.3	r 2.8	1.4	r 0.3	r 0.4	r 0.3	r 0.3	r 0.3
Other Countries n.i.e	910	0.1	0.0	0.0	0.0	0.0	0.0	16.0	3.6	4.6	3.4	3.7	2.9
Korea, Dem. People's Rep.	954	0.1	r 0.0	r 0.0	r 0.0	r 0.0	r 0.0	16.0	r 3.6	r 4.6	r 3.4	r 3.7	r 2.9
Countries & Areas n.s.	898	4.4	r 0.9	r 1.2	r 1.3	r 0.9	r 1.1	4.4	r 1.0	r 1.3	r 0.9	r 1.0	r 0.8
Memorandum Items													
Africa	605	1,364.7	332.3	369.4	374.9	333.3	370.5	381.3	115.0	203.0	103.8	157.0	131.3
Middle East	405	404.2	89.2	110.5	91.1	85.1	103.1	6,082.8	1,436.9	1,701.4	1,370.1	1,485.8	1,269.0
European Union	998	860.0	174.2	223.1	266.6	179.4	165.0	2,634.6	755.3	926.3	578.3	621.1	666.5
Export earnings: fuel	080	371.4	80.0	104.0	84.6	83.3	93.5	4,171.8	982.5	1,086.8	952.2	1,018.4	908.6
Export earnings: nonfuel	092	3,815.3	902.0	1,140.3	1,016.8	814.3	969.8	15,898.4	3,636.2	4,500.6	3,688.6	3,517.5	2,990.7

Falkland Islands (323)

In Millions of U.S. Dollars

		Exports (FOB)						Imports (CIF)					
		2016	2017Q1	2017Q2	2017Q3	2017Q4	2018Q1	2016	2017Q1	2017Q2	2017Q3	2017Q4	2018Q1
IFS World	
World	001	262.0	17.9	77.1	43.5	58.2	36.9	97.0	40.0	26.0	18.4	44.9	20.8
Advanced Economies	110	231.0	15.2	71.7	37.8	54.2	33.3	89.8	36.5	24.4	16.9	43.5	19.3
Euro Area	163	182.2	13.3	61.9	34.0	51.7	30.2	20.2	24.8	7.2	0.6	25.6	3.4
Austria	122	e 0.3	e 0.0	e 0.0
Belgium	124	e 0.0	e 0.1	e 0.0	e 0.0	e 0.2	e 0.0	e 0.0
Cyprus	423	e 0.1
France	132	e 0.0	e 0.0	e 0.0	e 0.3	e 0.0	e 0.0	e 0.0	e 0.1
Germany	134	e 2.9	e 0.3	e 0.6	e 0.3	e 0.0	e 0.5	e 0.6	e 0.1	e 0.0	e 0.1	e 0.1	e 0.0
Greece	174	e 8.5	e 6.8	e 6.4	e 0.0	e 0.0
Ireland	178	e 0.0	e 1.2	e 0.0	e 0.1	e 0.0
Italy	136	e 0.0	e 0.2	e 0.0	e 0.0	e 0.0
Netherlands	138	e 0.2	e 0.1	e 0.3	e 0.3	e 0.0	e 4.6	e 2.1	e 0.1	e 0.1	e 5.2	e 0.3
Spain	184	e 179.0	e 11.6	e 61.0	e 33.3	e 51.5	e 29.7	e 5.5	e 15.8	e 0.6	e 0.2	e 20.2	e 3.0
Australia	193	e 0.0	e 0.0	e 0.0	e 0.0	e 0.0	e 0.0	e 0.1	e 0.0	e 0.0	e 0.0	e 0.1	e 0.0
Canada	156	e 0.9	e 0.0	e 0.0	e 0.0	e 0.0	e 0.3	e 0.0	e 0.0	e 0.0	e 0.0
Czech Republic	935	e 0.1
Denmark	128	e 0.2	e 0.0	e 0.0	e 0.1	e 0.0	e 0.0	e 0.1	e 0.1	e 0.0	e 0.0	e 0.0
Israel	436	e 0.1	e 0.6
Japan	158	e 0.3	e 0.0	e 0.1	e 0.0	e 0.8	e 0.2	e 0.1	e 0.0	e 0.0	e 0.0
Korea, Republic of	542	e 1.4	e 0.0	e 0.2	e 0.0	e 0.0	e 0.0	e 0.0	e 0.0	e 0.0	e 0.0
New Zealand	196	e 0.0	e 0.0	e 0.0	e 0.0	e 0.0	e 0.0	e 0.1	e 0.0	e 0.0	e 0.1	e 0.0	e 0.0
Singapore	576	e 1.2	e 0.0
Switzerland	146	e 0.0	e 0.0	e 0.0	e 0.1	e 0.0	e 0.0
United Kingdom	112	e 26.0	e 1.8	e 2.3	e 1.0	e 0.5	e 1.9	e 66.8	e 11.4	e 17.1	e 15.9	e 17.6	e 15.7
United States	111	e 18.7	e 0.0	e 7.3	e 2.4	e 1.3	e 0.7	e 1.6	e 0.2	e 0.0	e 0.2	e 0.1	e 0.0
Emerg. & Dev. Economies	200	31.0	2.6	5.4	5.7	3.9	3.5	7.2	3.5	1.5	1.5	1.4	1.5
Emerg. & Dev. Asia	505	0.8	0.0	0.0	0.8	0.3	0.0	0.0	0.0	0.0	0.0
Malaysia	548	e 0.1
Thailand	578	e 0.7	e 0.0	e 0.0	e 0.8	e 0.3	e 0.0	e 0.0	e 0.0	e 0.0
Europe	170	5.6	0.3	3.0	2.5	1.3	0.6	0.0	1.9	0.0	0.0	0.1
Emerg. & Dev. Europe	903	4.7	0.3	2.4	2.4	1.0	0.5	0.0	0.0	0.0	0.0	0.1
Albania	914	e 0.2	e 0.1	e 0.1	e 0.0
Bosnia and Herzegovina	963	e 0.4	e 0.2	e 0.0	e 0.2	e 0.1	e 0.0
Bulgaria	918	e 2.5	e 1.9	e 1.8	e 0.6	e 0.3
Faroe Islands	816	e 0.2	e 0.0	e 0.0	e 0.0	e 0.0	e 0.0
Macedonia, FYR	962	e 0.1	e 0.0	e 0.0
Montenegro	943	e 0.8	e 0.0	e 0.1	e 0.2	e 0.1	e 0.0
Poland	964	e 0.0	e 0.0	e 0.0	e 0.0	e 0.1
Serbia, Republic of	942	e 0.3	e 0.2	e 0.0	e 0.2	e 0.0
CIS	901	0.9	0.0	0.6	0.0	0.3	0.1	0.0	1.9
Azerbaijan, Rep. of	912	e 0.1
Georgia	915	e 0.1
Russian Federation	922	e 0.0	e 0.6	e 0.3	e 0.0	e 1.9
Ukraine	926	e 0.7
Mid East, N Africa, Pak	440	0.2	0.5	0.7	0.6	0.4	0.9
Algeria	612	e 0.0	e 0.1
Morocco	686	e 0.2	e 0.4	e 0.7	e 0.5	e 0.4	e 0.9
Saudi Arabia	456	e 0.1	e 0.0
Sub-Saharan Africa	603	24.3	1.8	1.7	1.9	1.9	2.0	7.1	1.6	1.5	1.5	1.4	1.4
Côte d'Ivoire	662	e 0.0	e 0.0	e 0.0	e 0.0	e 0.0	e 0.0	e 6.5	e 1.4	e 1.4	e 1.4	e 1.3	e 1.3
Namibia	728	e 23.2	e 1.6	e 1.6	e 1.7	e 1.8	e 1.8	e 0.4	e 0.1	e 0.1	e 0.1	e 0.1	e 0.1
Nigeria	694	e 0.3
South Africa	199	e 1.2	e 0.2	e 0.0	e 0.2	e 0.1	e 0.2	e 0.1	e 0.1	e 0.1	e 0.0	e 0.0
Western Hemisphere	205	0.1	0.0	0.0	0.0	0.0	0.0	0.0	0.0	0.0	0.0	0.0	0.0
Memorandum Items													
Africa	605	24.6	2.1	2.4	2.5	2.3	2.9	7.1	1.6	1.5	1.5	1.4	1.4
Middle East	405	0.1	0.0
European Union	998	211.0	15.1	66.2	37.0	52.7	32.4	87.3	36.3	24.2	16.6	43.1	19.2
Export earnings: fuel	080	0.1	0.1	0.6	0.1	0.3	0.3	0.0	1.9
Export earnings: nonfuel	092	261.9	17.7	76.5	43.4	57.9	36.6	96.9	38.1	26.0	18.4	44.9	20.8

Faroe Islands (816)

In Millions of U.S. Dollars

		Exports (FOB)						Imports (CIF)					
		2016	2017Q1	2017Q2	2017Q3	2017Q4	2018Q1	2016	2017Q1	2017Q2	2017Q3	2017Q4	2018Q1
IFS World	
World	001	1,549.0	437.1	434.9	366.3	442.1	409.5	1,171.5	282.3	295.4	311.5	320.9	315.3
Advanced Economies	110	917.6	247.9	276.7	213.8	198.1	216.2	828.0	209.0	204.4	216.3	245.6	233.9
Euro Area	163	345.4	120.3	124.6	75.5	73.3	79.2	289.7	68.8	60.6	66.3	69.4	70.8
Austria	122	0.0	r 0.0	r 0.0	r 0.0	r 0.0	r 0.0	3.2	r 0.9	r 0.9	r 0.2	r 0.6	r 0.7
Belgium	124	6.0	r 1.3	r 1.3	r 1.3	r 1.3	r 1.3	5.8	r 1.3	r 2.4	r 1.6	r 5.1	r 2.7
Cyprus	423	0.3	r 0.1	r 0.1	r 0.1	r 0.1	r 0.1	2.9	r 0.0	r 0.0	r 0.0	r 0.0	r 1.7
Estonia	939	0.9	r 0.1	r 0.0	r 0.4	r 0.3	r 0.3	0.9	r 0.0	r 0.2	r 1.6	r 2.5	r 1.0
Finland	172	41.6	r 10.4	r 10.4	r 10.4	r 10.4	r 10.4	7.0	r 9.1	r 2.2	r 2.3	r 1.9	r 1.8
France	132	21.0	r 5.3	r 5.4	r 5.2	r 5.4	r 5.2	18.0	r 4.5	r 6.3	r 4.3	r 6.6	r 4.5
Germany	134	145.3	r 36.7	r 33.5	r 35.6	r 35.5	r 34.5	131.9	r 25.6	r 19.0	r 24.8	r 22.7	r 21.9
Greece	174	2.4	r 0.8	r 1.7	r 2.4	r 0.7	r 1.0	0.6	r 0.1	r 0.1	r 0.1	r 0.1	r 0.1
Ireland	178	0.3	r 0.1	60.5	r 15.2	r 15.2	r 15.3	r 15.1	r 15.1
Italy	136	35.2	r 9.0	r 8.8	r 8.9	r 8.8	r 8.8	20.1	r 1.4	r 1.5	r 2.7	r 1.6	r 2.1
Latvia	941	2.2	r 1.4	r 1.2	r 1.5	r 0.7	r 1.5	2.5	r 0.8	r 0.4	r 0.5	r 0.7	r 0.8
Lithuania	946	7.2	r 0.1	r 0.3	r 0.4	r 0.8	r 0.5	6.3	r 1.8	r 1.9	r 2.0	r 1.8	r 2.8
Luxembourg	137	0.0	r 0.0	r 0.0	r 0.0	r 0.0	r 0.0	0.1	r 0.5	r 0.2	r 0.0	r 0.1	r 0.1
Malta	181	0.1	r 0.0	r 0.0	r 0.0	r 0.0	r 0.0	0.0	r 0.0	r 0.0	r 0.0	r 0.0	r 0.0
Netherlands	138	11.7	r 4.3	r 2.7	r 3.7	r 3.8	r 3.4	17.6	r 4.2	r 6.5	r 8.5	r 8.0	r 12.2
Portugal	182	0.1	r 2.4	r 0.0	r 0.3	r 0.0	r 0.0	3.7	r 0.8	r 0.8	r 0.4	r 0.6	r 0.7
Slovak Republic	936	0.7	r 0.7	r 0.8	r 0.4	r 0.0	r 0.1
Slovenia	961	2.6	r 0.6	r 0.5	r 0.6	r 0.5	r 0.6
Spain	184	71.2	r 48.3	r 59.2	r 5.3	r 5.4	r 12.1	5.2	r 1.1	r 1.5	r 0.9	r 1.4	r 1.8
Australia	193	0.0	r 0.0	r 0.0	r 0.0	r 0.0	r 0.0	0.6	r 0.2	r 0.2	r 0.2	r 0.2	r 0.2
Canada	156	9.1	r 2.2	r 1.6	r 2.2	r 2.8	r 1.8	4.0	r 0.9	r 0.9	r 0.8	r 0.8	r 0.9
China,P.R.: Hong Kong	532	0.6	r 0.1	r 0.1	r 0.1	r 0.1	r 0.1	2.0	r 0.5	r 0.5	r 0.5	r 0.5	r 0.5
China,P.R.: Macao	546	0.1	r 0.0	r 0.0	r 0.0	r 0.0	r 0.0
Czech Republic	935	3.6	r 0.8	r 0.8	r 1.0	r 1.0	r 0.8
Denmark	128	97.3	r 23.1	r 27.6	r 25.6	r 27.1	r 22.5	324.9	r 95.7	r 96.2	r 103.7	r 103.4	r 106.8
Iceland	176	27.1	r 4.7	r 4.0	r 3.7	r 2.9	r 4.3	38.8	r 5.7	r 4.7	r 5.7	r 10.0	r 12.6
Israel	436	0.0	r 0.0	r 0.0	r 0.0	r 0.0	r 0.0	0.5	r 0.1	r 0.1	r 0.1	r 0.1	r 0.1
Japan	158	17.7	r 4.4	r 4.4	r 4.4	r 4.4	r 4.4	13.4	r 3.4	r 3.4	r 3.4	r 3.4	r 3.4
Korea, Republic of	542	1.0	r 0.0	1.9	r 0.5	r 0.5	r 0.6	r 0.9	r 0.5
New Zealand	196	0.4	r 0.1	r 0.1	r 0.1	r 0.1	r 0.1	3.4	r 0.9	r 1.0	r 0.9	r 1.1	r 1.1
Norway	142	51.3	r 11.1	r 12.5	r 19.6	r 24.9	r 22.0	94.0	r 19.8	r 23.0	r 17.0	r 22.1	r 18.2
Singapore	576	1.1	r 0.2	r 0.2	r 0.0	r 0.1	1.0	r 0.1	r 0.1	r 0.2	r 0.4	r 0.1
Sweden	144	8.9	r 2.7	r 3.9	r 2.4	r 2.3	r 3.2	30.3	r 7.5	r 7.3	r 10.8	r 9.1	r 12.1
Switzerland	146	e 3.6	e 0.2	e 0.5	e 0.6	e 0.0	e 0.4	0.1	r 0.0	r 0.0	r 0.1	r 0.0	r 0.1
United Kingdom	112	264.6	r 59.8	r 73.4	r 61.1	r 42.5	r 60.6	17.0	r 3.8	r 4.2	r 4.9	r 22.8	r 5.3
United States	111	89.6	r 19.3	r 23.7	r 18.3	r 17.6	r 17.6	2.6	r 0.5	r 0.9	r 0.1	r 0.5	r 0.7
Emerg. & Dev. Economies	200	631.4	189.2	158.2	152.5	244.0	193.3	338.6	72.0	89.8	93.8	73.9	80.0
Emerg. & Dev. Asia	505	138.9	29.7	35.8	36.9	32.9	37.4	157.5	39.2	39.5	39.6	39.6	39.9
Bangladesh	513	0.8	r 0.2	r 0.2	r 0.2	r 0.2	r 0.2
Cambodia	522	0.1	r 0.0	r 0.0	r 0.0	r 0.0	r 0.0
China,P.R.: Mainland	924	136.7	r 29.2	r 35.3	r 36.4	r 32.5	r 37.0	129.6	r 32.3	r 32.5	r 32.7	r 32.5	r 32.8
India	534	0.8	r 0.0	r 0.0	r 0.0	r 0.2	r 0.1
Indonesia	536	0.2	r 0.0	r 0.0	r 0.0	r 0.0	r 0.0	0.8	r 0.2	r 0.2	r 0.2	r 0.2	r 0.2
Malaysia	548	0.1	r 0.0	r 0.0	r 0.0	r 0.0	r 0.0
Myanmar	518	e 0.0	e 0.0	e 0.0	e 0.0	e 0.0	0.1	r 0.0	r 0.0	r 0.0	r 0.0	r 0.0
Philippines	566	0.4	r 0.1	r 0.1	r 0.1	r 0.1	r 0.2	0.1	r 0.0	r 0.0	r 0.0	r 0.0	r 0.0
Thailand	578	0.6	r 0.1	r 0.1	r 0.1	r 0.1	r 0.0	19.0	r 4.8	r 4.8	r 4.5	r 4.5	r 4.7
Vietnam	582	0.9	r 0.2	r 0.2	r 0.2	r 0.2	r 0.2	1.4	r 0.4	r 0.4	r 0.4	r 0.4	r 0.4
Asia n.s.	598	4.8	r 1.2	r 1.3	r 1.4	r 1.4	r 1.5
Europe	170	403.9	138.4	99.1	93.3	190.9	135.0	109.8	15.0	32.5	36.3	16.4	22.2
Emerg. & Dev. Europe	903	65.1	11.8	22.9	28.9	11.6	13.7	83.3	13.8	29.6	33.8	13.8	19.4
Albania	914	e 0.1	0.0	r 0.0	r 0.0	r 0.0	r 0.0	r 0.0
Bulgaria	918	0.9	r 0.1	r 0.2	r 0.0	r 0.1	r 0.0	r 0.0	r 0.0	r 0.0
Croatia	960	0.1	r 0.0	r 0.0	r 0.0	r 0.0	r 0.0
Gibraltar	823	0.3	r 0.1	r 0.1	r 0.1	r 0.1	r 0.1	0.0	r 0.0	r 0.0	r 0.0	r 0.0	r 0.0
Hungary	944	0.0	r 0.0	1.1	r 0.3	r 0.3	r 0.6	r 0.3	r 0.3

Faroe Islands (816)

In Millions of U.S. Dollars

		Exports (FOB)						Imports (CIF)					
		2016	2017Q1	2017Q2	2017Q3	2017Q4	2018Q1	2016	2017Q1	2017Q2	2017Q3	2017Q4	2018Q1
Macedonia, FYR	962	e 0.1	e 0.0	e 0.0	e 0.0	0.0	r 0.0	r 0.0	r 0.0	r 0.0	r 0.0
Poland	964	63.8	r 11.4	r 22.6	r 28.7	r 11.4	r 13.5	75.3	r 11.9	r 27.5	r 31.4	r 11.3	r 17.3
Romania	968	0.0	r 0.0	r 0.0	0.2	r 0.0	r 0.1	r 0.1	r 0.5	r 0.1
Serbia, Republic of	942	e 0.1	e 0.0	e 0.0	e 0.1	e 0.0	0.2	r 0.0	r 0.1	r 0.1	r 0.1	r 0.1
Turkey	186	0.0	r 0.0	r 0.0	6.3	r 1.5	r 1.6	r 1.5	r 1.6	r 1.6
CIS	901	338.8	126.6	76.2	64.4	179.3	121.3	26.5	1.2	2.9	2.5	2.6	2.8
Armenia	911	e 0.1	e 0.0	e 0.0	e 0.0	e 0.1	e 0.0
Azerbaijan, Rep. of	912	e 0.5	e 0.1	e 0.1	e 0.0	e 0.0
Belarus	913	0.8	r 1.0	r 0.5	r 0.0	r 0.2	r 0.5	0.0	r 0.0	r 0.0	r 0.0	r 0.0	r 0.0
Georgia	915	0.7	0.0	r 0.0	r 0.0	r 0.0	r 0.0	r 0.0
Kazakhstan	916	0.3	r 0.1	r 0.1	r 0.2	r 0.3	r 0.1	0.0	r 0.0	r 0.0	r 0.0	r 0.0	r 0.0
Kyrgyz Republic	917	0.1	r 0.0	r 0.0	r 0.0	r 0.0	r 0.0	0.0	r 0.0	r 0.0	r 0.0	r 0.0	r 0.0
Moldova	921	0.1	r 0.0	r 0.0	r 0.0	r 0.0	r 0.0	0.0	r 0.0	r 0.0	r 0.0	r 0.0	r 0.0
Russian Federation	922	333.8	r 124.8	r 74.8	r 63.2	r 177.5	r 120.5	25.6	r 0.9	r 2.7	r 2.3	r 2.3	r 2.5
Ukraine	926	2.4	r 0.7	r 0.5	r 0.9	r 1.1	0.9	r 0.2	r 0.2	r 0.2	r 0.2	r 0.2
Mid East, N Africa, Pak	440	2.6	0.5	0.4	0.3	0.6	0.7	1.4	0.4	0.4	0.4	0.4	0.4
Egypt	469	1.3	r 0.3	r 0.3	r 0.3	r 0.3	r 0.3	0.3	r 0.1	r 0.1	r 0.1	r 0.1	r 0.1
Iran, I.R. of	429	0.1	r 0.0	r 0.0	r 0.0	r 0.0	r 0.0
Lebanon	446	e 0.3	e 0.1	e 0.1	e 0.0	e 0.0	e 0.1	0.0	r 0.0	r 0.0	r 0.0	r 0.0	r 0.0
Morocco	686	0.9	0.1	r 0.0	r 0.0	r 0.0	r 0.0	r 0.0
Pakistan	564	e 0.1	e 0.0	e 0.0	e 0.0	e 0.0	0.3	r 0.1	r 0.1	r 0.1	r 0.1	r 0.1
Saudi Arabia	456	0.0	r 0.0	r 0.0	r 0.0	r 0.1	r 0.1	0.0	r 0.0	r 0.0	r 0.0	r 0.0	r 0.0
Tunisia	744	e 0.0	0.5	r 0.1	r 0.1	r 0.1	r 0.1	r 0.1
United Arab Emirates	466	r 0.0	r 0.0	r 0.1	r 0.2	0.0	r 0.0	r 0.0	r 0.0	r 0.0	r 0.0
Sub-Saharan Africa	603	56.2	13.3	15.3	14.5	12.3	12.9	1.4	0.4	0.4	0.4	0.4	0.4
Cameroon	622	0.1	r 0.0	r 0.0	r 0.0	r 0.0	r 0.0
Congo, Dem. Rep. of	636	0.1	r 0.0	r 0.0	r 0.0	r 0.0	r 0.0	0.0	r 0.0	r 0.0	r 0.0	r 0.0	r 0.0
Congo, Republic of	634	0.1	r 0.0	r 0.0	r 0.0	r 0.0	r 0.0
Côte d'Ivoire	662	e 1.3	e 0.3	e 0.4	e 0.4	e 0.4	e 0.3	0.0	r 0.0	r 0.0	r 0.0	r 0.0	r 0.0
Equatorial Guinea	642	0.3	r 0.1	r 0.1	r 0.1	r 0.1	r 0.1
Namibia	728	3.7	r 0.9	r 1.0	r 0.9	r 0.8	r 0.8	0.0	r 0.0	r 0.0	r 0.0	r 0.0	r 0.0
Nigeria	694	51.0	r 12.0	r 13.9	r 13.1	r 11.1	r 11.7
South Africa	199	0.1	r 0.1	r 0.0	r 0.0	0.6	r 0.2	r 0.1	r 0.2	r 0.1	r 0.1
Swaziland	734	0.1	r 0.0	r 0.0	r 0.0	r 0.0	r 0.0
Togo	742	0.1	r 0.0	r 0.0	r 0.0	r 0.0	r 0.0
Western Hemisphere	205	29.8	7.3	7.6	7.5	7.3	7.3	68.4	17.1	17.1	17.1	17.1	17.1
Argentina	213	2.1	r 0.5	r 0.5	r 0.5	r 0.5	r 0.5
Bahamas, The	313	0.2	r 0.1	r 0.1	r 0.1	r 0.0	r 0.1
Belize	339	0.1	r 0.0	r 0.0	r 0.0	r 0.0	r 0.0	0.0	r 0.0	r 0.0	r 0.0	r 0.0	r 0.0
Chile	228	0.3	r 0.1	r 0.1	r 0.1	r 0.1	r 0.1	51.6	r 12.9	r 12.9	r 12.9	r 12.9	r 12.9
Colombia	233	e 0.0	e 0.0	e 0.0	0.6	r 0.2	r 0.2	r 0.2	r 0.2	r 0.2
Costa Rica	238	e 0.0	0.5	r 0.1	r 0.1	r 0.1	r 0.1	r 0.1
Ecuador	248	0.1	r 0.0	r 0.0	r 0.0	r 0.0	r 0.0	0.1	r 0.0	r 0.0	r 0.0	r 0.0	r 0.0
Falkland Islands	323	0.2	r 0.0	r 0.0	r 0.0	r 0.0	r 0.1
Greenland	326	6.0	r 1.4	r 1.6	r 1.6	r 1.3	r 1.4	0.0	r 0.0	r 0.0	r 0.0	r 0.0	r 0.0
Guatemala	258	0.1	r 0.0	r 0.0	r 0.0	r 0.0	r 0.0	0.0	r 0.0	r 0.0	r 0.0	r 0.0	r 0.0
Jamaica	343	0.2	r 0.1	r 0.1	r 0.1	r 0.1	r 0.1
Mexico	273	0.5	r 0.1	r 0.1	r 0.1	r 0.1	r 0.1
Panama	283	0.2	r 0.1	r 0.1	r 0.1	r 0.1	r 0.1	0.1	r 0.0	r 0.0	r 0.0	r 0.0	r 0.0
Paraguay	288	0.2	r 0.0	r 0.0	r 0.1	r 0.1	r 0.1
Peru	293	22.7	r 5.7	r 5.7	r 5.7	r 5.7	r 5.7	10.9	r 2.7	r 2.7	r 2.7	r 2.7	r 2.7
Uruguay	298	0.1	r 0.0	r 0.0	r 0.0	r 0.0	r 0.0	1.1	r 0.3	r 0.3	r 0.3	r 0.3	r 0.3
Other Countries n.i.e	910	0.2	0.0	0.0	0.0	0.0	0.1
Korea, Dem. People's Rep.	954	0.1	r 0.0	r 0.0	r 0.0	r 0.0	r 0.0
Countries & Areas n.s.	898	4.7	r 1.2	r 1.3	r 1.4	r 1.4	r 1.4
Memorandum Items													
Africa	605	57.1	13.3	15.3	14.5	12.3	12.9	2.1	0.5	0.5	0.6	0.5	0.6
Middle East	405	1.7	0.5	0.4	0.3	0.6	0.7	0.4	0.1	0.1	0.1	0.1	0.1
European Union	998	780.9	217.4	252.2	193.3	156.6	179.1	742.2	188.8	196.9	218.8	217.8	213.4
Export earnings: fuel	080	385.7	136.9	89.0	76.6	189.1	132.7	26.9	1.3	3.0	2.7	2.7	2.9
Export earnings: nonfuel	092	1,163.3	300.2	345.9	289.7	252.9	276.8	1,144.5	281.1	292.4	308.8	318.2	312.4

Fiji (819)

In Millions of U.S. Dollars

		Exports (FOB)						Imports (CIF)					
		2016	2017Q1	2017Q2	2017Q3	2017Q4	2018Q1	2016	2017Q1	2017Q2	2017Q3	2017Q4	2018Q1
IFS World		925.7	194.0	247.6	314.4	239.7	2,315.9	548.6	562.2	629.0	669.4
World	001	768.3	150.1	179.0	252.9	216.0	177.9	2,360.6	574.9	567.7	656.0	687.0	684.6
Advanced Economies	110	488.4	105.0	115.9	187.7	151.2	114.1	1,682.4	427.3	401.6	470.2	483.9	499.2
Euro Area	163	22.1	1.4	1.7	36.3	6.0	7.1	62.4	13.4	8.6	20.2	11.2	13.8
Austria	122	0.0	r 0.0	r 0.0	r 0.1	r 0.0	r 0.0	2.3	r 0.5	r 0.7	r 0.9	r 0.4	r 0.7
Belgium	124	0.1	r 0.1	r 0.0	r 0.0	r 0.1	r 0.0	3.0	r 1.9	r 1.7	r 2.5	r 1.7	r 3.0
Cyprus	423	0.1	r 0.0	r 0.0	r 0.0	r 0.0	r 0.0
Finland	172	0.0	r 0.0	r 0.0	r 0.0	r 0.0	r 0.0	1.8	r 0.0	r 0.4	r 0.0	r 0.9	r 0.4
France	132	0.6	r 0.2	r 0.2	r 1.0	r 3.0	r 4.8	21.9	r 3.2	r 1.4	r 9.8	r 2.1	r 3.2
Germany	134	1.7	r 0.5	r 0.5	r 0.5	r 0.3	r 0.3	9.9	r 4.6	r 1.1	r 1.3	r 1.6	r 1.2
Greece	174	r 0.0	r 0.0	r 0.0	r 0.0	r 0.0	0.9	r 0.0	r 0.0	r 0.0	r 0.0
Ireland	178	0.0	r 0.0	r 0.0	r 0.0	r 0.0	1.5	r 0.7	r 0.0	r 0.1	r 0.1
Italy	136	0.2	r 0.0	r 0.1	r 0.0	r 0.0	14.0	r 1.2	r 1.2	r 3.1	r 1.8	r 1.0
Lithuania	946	0.2	r 0.0	r 0.0	r 0.0	r 0.0
Luxembourg	137	0.2	r 0.0	r 0.0	r 0.0	r 0.0	r 0.0
Netherlands	138	18.7	r 0.5	r 0.6	r 0.1	r 1.0	r 0.1	4.9	r 0.8	r 1.4	r 1.3	r 2.0	r 3.5
Portugal	182	r 0.1	r 0.0	r 0.0	r 0.0	r 0.0	0.2	r 0.0	r 0.0	r 0.0	r 0.0
Slovak Republic	936	r 0.0	r 0.0	r 0.0	r 0.0	0.0	r 0.0	r 0.1	r 0.3
Spain	184	0.7	r 0.0	r 0.4	r 34.5	r 1.6	r 1.9	1.6	r 0.5	r 0.7	r 1.2	r 0.5	r 0.4
Australia	193	138.9	r 27.9	r 38.3	r 41.6	r 39.2	r 36.2	402.1	r 97.1	r 95.5	r 98.7	r 110.1	r 105.9
Canada	156	4.6	r 2.1	r 2.2	r 2.9	r 2.4	r 2.2	10.8	r 0.7	r 1.2	r 1.2	r 12.9	r 20.6
China,P.R.: Hong Kong	532	15.6	r 2.9	r 2.4	r 2.2	r 2.2	r 0.9	60.7	r 11.9	r 14.2	r 19.2	r 20.1	r 11.7
China,P.R.: Macao	546	0.3	r 0.1	r 0.1	r 0.1	r 0.1	r 0.1	0.1	r 0.0	r 0.1
Czech Republic	935	0.1	r 0.0	r 0.0	r 0.0	r 0.0	r 0.0	0.1	r 0.0	r 0.0	r 0.0	r 0.0	r 0.0
Denmark	128	0.0	r 0.0	r 0.0	r 0.0	r 0.0	r 0.0	5.4	r 4.8	r 0.5	r 0.5	r 0.6	r 0.4
Israel	436	0.1	r 0.0	r 0.0	r 0.0	r 0.0	r 0.0	2.4	r 1.1	r 0.6	r 0.1	r 0.4	r 1.0
Japan	158	28.8	r 7.2	r 4.4	r 10.8	r 10.1	r 5.6	159.0	r 26.7	r 20.7	r 17.5	r 27.8	r 30.7
Korea, Republic of	542	2.5	r 1.1	r 0.6	r 1.3	r 1.1	r 0.7	78.0	r 14.6	r 22.5	r 25.4	r 33.4	r 24.9
New Zealand	196	65.0	r 13.9	r 14.8	r 19.2	r 17.4	r 12.7	403.5	r 89.7	r 103.6	r 116.2	r 107.8	r 92.6
Norway	142	0.0	r 0.0	r 0.0	r 0.0	r 0.0	r 0.0	0.0	r 0.0	r 0.0	r 0.1	r 0.0	r 0.1
Singapore	576	4.9	r 1.6	r 1.3	r 2.2	r 1.9	r 3.0	356.1	r 132.0	r 102.6	r 116.3	r 111.9	r 150.7
Sweden	144	0.1	r 0.0	r 0.0	r 0.0	r 0.0	r 0.0	1.9	r 0.1	r 0.1	r 0.2	r 0.3	r 0.5
Switzerland	146	0.0	r 0.0	r 0.0	r 0.0	r 0.0	r 0.0	10.6	r 3.2	r 1.5	r 4.5	r 5.3	r 8.0
Taiwan Prov.of China	528	e 3.3	e 0.5	e 0.5	e 0.5	e 0.6	e 0.5	e 44.2	e 14.4	e 15.5	e 17.4	e 18.3	e 17.0
United Kingdom	112	34.8	r 1.5	r 1.6	r 21.7	r 26.2	r 3.6	20.1	r 4.9	r 3.4	r 4.5	r 6.3	r 6.0
United States	111	167.4	r 44.7	r 47.9	r 48.9	r 43.8	r 41.4	64.7	r 12.5	r 11.1	r 28.0	r 17.5	r 15.4
Vatican	187	0.1	r 0.0	r 0.0	r 0.0	r 0.0	r 0.0
Emerg. & Dev. Economies	200	279.7	45.1	63.0	65.2	64.8	63.8	659.0	144.6	163.4	183.1	200.2	182.7
Emerg. & Dev. Asia	505	270.6	42.2	60.7	62.1	62.6	61.1	629.9	137.7	157.0	175.6	193.0	174.0
American Samoa	859	12.6	r 2.3	r 2.7	r 3.3	r 2.5	r 3.3	0.0	r 0.0	r 0.0	r 0.0	r 0.0	r 0.0
Bangladesh	513	0.0	r 0.2	r 0.2	r 0.1	2.0	r 0.5	r 0.5	r 0.5	r 0.5	r 0.5
Brunei Darussalam	516	0.0	r 0.1	r 0.1	r 0.1	r 0.1	r 0.1
Cambodia	522	0.2	r 0.0	r 0.1	r 0.1	r 0.1	r 0.1	0.0	r 0.0	r 0.0	r 0.0	r 0.0	r 0.0
China,P.R.: Mainland	924	47.6	r 2.6	r 13.8	r 8.7	r 22.3	r 10.8	355.2	r 69.2	r 93.3	r 102.0	r 116.0	r 96.0
F.T. French Polynesia	887	4.2	r 1.1	r 1.5	r 2.0	r 1.5	r 1.9	0.0	r 0.0	r 0.0	r 0.0	r 0.0	r 0.0
F.T. New Caledonia	839	3.5	r 1.3	r 2.1	r 3.1	r 2.4	r 2.9	0.3	r 0.1	r 0.1	r 0.1	r 0.1	r 0.1
Guam	829	0.2	r 0.1	r 0.1	r 0.1	r 0.1	r 0.1	0.0	r 0.0	r 0.0	r 0.0	r 0.0	r 0.0
India	534	1.0	r 4.5	r 4.9	r 2.8	r 2.1	r 1.2	51.3	r 12.0	r 15.1	r 14.9	r 15.1	r 12.7
Indonesia	536	0.7	r 0.1	r 0.1	r 0.1	r 0.1	r 0.1	24.6	r 4.7	r 5.0	r 8.2	r 7.5	r 6.0
Kiribati	826	31.4	r 5.3	r 6.0	r 7.2	r 5.5	r 7.5	0.7	r 0.5	r 0.5	r 0.6	r 0.6	r 0.6
Lao People's Dem.Rep	544	0.5	r 0.0	r 0.0	r 0.0	r 0.0	r 0.0
Malaysia	548	1.1	r 0.1	r 0.4	r 1.0	r 0.9	r 1.4	54.9	r 16.5	r 10.0	r 12.0	r 12.3	r 11.8
Marshall Islands	867	0.8	r 0.3	r 0.4	r 0.5	r 0.4	r 0.5	0.3	r 0.1	r 0.1	r 0.1	r 0.1	r 0.1
Micronesia	868	0.3	r 0.1	r 0.1	r 0.1	r 0.0	r 0.1	0.1	r 0.0	r 0.0	r 0.0	r 0.0	r 0.0
Myanmar	518	0.2	r 0.0	r 0.0	r 0.0	r 0.0	r 0.0	0.2	r 0.0	r 0.0	r 0.0	r 0.0	r 0.0
Nauru	836	3.8	r 0.9	r 1.1	r 1.4	r 1.1	r 1.4	0.0	r 0.0	r 0.0	r 0.0	r 0.0	r 0.0
Papua New Guinea	853	17.1	r 2.4	r 2.3	r 2.5	r 1.9	r 2.9	5.1	r 1.2	r 1.2	r 1.3	r 1.4	r 1.3
Philippines	566	2.9	r 0.6	r 0.9	r 0.0	r 0.0	r 0.0	3.3	r 0.7	r 0.3	r 0.3	r 1.0	r 0.3
Samoa	862	22.6	r 4.7	r 5.8	r 7.1	r 5.4	r 6.9	0.2	r 0.1	r 0.1	r 0.1	r 0.1	r 0.1
Solomon Islands	813	11.6	r 2.5	r 3.2	r 4.1	r 3.1	r 4.0	2.3	r 0.4	r 0.4	r 0.5	r 0.5	r 0.4

Fiji (819)

In Millions of U.S. Dollars

		Exports (FOB)						Imports (CIF)					
		2016	2017Q1	2017Q2	2017Q3	2017Q4	2018Q1	2016	2017Q1	2017Q2	2017Q3	2017Q4	2018Q1
Sri Lanka	524	1.9	r 0.1	r 0.3	r 0.2	r 0.2	r 0.6	3.8	r 1.0	r 0.8	r 1.0	r 1.0	r 0.5
Thailand	578	5.6	r 2.9	r 2.6	r 3.0	r 1.9	r 1.2	60.1	r 13.8	r 11.7	r 13.9	r 15.5	r 24.4
Timor-Leste	537	4.8	r 0.1	r 0.1	r 0.1	r 0.1	r 0.1	0.0	r 0.0	r 0.0	r 0.0	r 0.0	r 0.0
Tonga	866	39.0	0.1
Tuvalu	869	9.0	r 2.2	r 2.7	r 3.3	r 2.5	r 3.1	0.0	r 0.0	r 0.0	r 0.0	r 0.0	r 0.0
Vanuatu	846	38.8	r 7.1	r 8.1	r 9.5	r 7.1	r 9.4	2.4	r 1.4	r 1.8	r 2.2	r 2.4	r 2.0
Vietnam	582	9.2	r 1.0	r 1.2	r 1.6	r 1.2	r 1.5	18.1	r 4.7	r 4.9	r 5.5	r 5.8	r 5.2
Asia n.s.	598	44.7	r 10.9	r 11.1	r 12.3	r 13.0	r 11.8
Europe	170	0.2	0.1	0.2	0.1	0.1	0.1	2.7	1.6	1.2	0.8	0.7	2.0
Emerg. & Dev. Europe	903	0.1	0.1	0.1	0.0	0.1	0.1	1.5	0.4	0.4	0.6	0.6	1.1
Bulgaria	918	0.0	r 0.0	0.2	r 0.0	r 0.0	r 0.1	r 0.0	r 0.0
Croatia	960	r 0.0	r 0.1	r 0.0
Poland	964	0.1	r 0.0	r 0.0	r 0.0	r 0.0	0.1	r 0.0	r 0.0	r 0.0	r 0.1	r 0.7
Turkey	186	0.0	r 0.0	r 0.1	r 0.0	r 0.1	r 0.1	1.1	r 0.4	r 0.3	r 0.5	r 0.5	r 0.4
CIS	901	0.0	0.0	0.1	0.0	0.1	0.0	1.2	1.1	0.8	0.2	0.2	0.9
Belarus	913	0.6	r 0.7	r 0.7
Georgia	915	0.4	r 0.1	r 0.1	r 0.1	r 0.1	r 0.1
Russian Federation	922	0.0	r 0.0	r 0.0	r 0.0	r 0.0	r 0.0	0.0	r 1.0
Ukraine	926	0.0	r 0.0	r 0.0	r 0.0	r 0.0	r 0.0	0.1	r 0.0	r 0.0	r 0.0	r 0.0	r 0.0
Mid East, N Africa, Pak	440	1.6	1.8	1.4	2.1	0.9	1.0	8.3	1.5	1.5	2.1	2.2	2.3
Egypt	469	0.0	r 0.0	r 0.0	r 0.0	r 0.0	r 0.0	0.1	r 0.0	r 0.0	r 0.0	r 0.0	r 0.0
Iran, I.R. of	429	r 0.0	r 0.0	r 0.0	r 0.0	r 0.0	0.1	r 0.0	r 0.0	r 0.0	r 0.0	r 0.0
Iraq	433	0.0	r 0.0	r 0.0	r 0.1	r 0.0	r 0.1	0.0	r 0.0	r 0.0	r 0.0	r 0.0	r 0.0
Kuwait	443	0.1	r 0.1	r 0.1	r 0.1	r 0.1	r 0.1	0.0	r 0.0	r 0.0	r 0.0	r 0.0	r 0.0
Lebanon	446	r 0.0	r 0.0	0.0	r 0.0	r 0.2
Oman	449	0.1	r 0.0	r 0.0	r 0.0	r 0.0	r 0.0	0.3	r 0.0	r 0.0	r 0.0	r 0.0	r 0.0
Pakistan	564	0.0	r 0.3	r 0.3	r 0.0	r 0.1	1.6	r 0.3	r 0.1	r 0.4	r 0.6	r 0.9
Qatar	453	0.1	r 0.0	r 0.1	r 0.1	r 0.1	r 0.1	1.2	r 0.1	r 0.2	r 0.4	r 0.2	r 0.2
Saudi Arabia	456	0.2	r 0.1	r 0.1	r 0.1	r 0.1	r 0.1	0.1	r 0.1
United Arab Emirates	466	0.9	r 1.6	r 0.8	r 1.5	r 0.6	r 0.6	4.7	r 1.1	r 1.0	r 1.1	r 1.2	r 1.1
Sub-Saharan Africa	603	2.3	0.4	0.1	0.2	0.7	0.1	11.7	2.9	2.6	2.9	3.0	3.2
Cameroon	622	0.2	0.0	r 0.0	r 0.0	r 0.0	r 0.0	r 0.0
Gabon	646	0.0	0.1	r 0.0	r 0.0	r 0.0	r 0.0	r 0.0
Ghana	652	0.1	0.0	r 0.0	r 0.0	r 0.0	r 0.0	r 0.0
Kenya	664	0.0	r 0.0	r 0.0	r 0.0	r 0.0	r 0.0	0.2	r 0.1	r 0.1
Malawi	676	r 0.0	r 0.0	r 0.0	r 0.0	r 0.0	0.2	r 0.1	r 0.1	r 0.1	r 0.1	r 0.1
Namibia	728	0.1	r 0.0	r 0.0	r 0.0	r 0.0	r 0.0	0.4	r 0.0	r 0.0	r 0.1	r 0.1	r 0.0
South Africa	199	2.0	r 0.3	r 0.0	r 0.1	r 0.6	r 0.0	2.3	r 0.8	r 0.5	r 0.5	r 0.5	r 0.9
Swaziland	734	0.0	8.4	r 1.9	r 1.9	r 2.1	r 2.3	r 2.1
Togo	742	r 0.0	r 0.0	r 0.0	r 0.0	r 0.0	0.1
Western Hemisphere	205	5.0	0.5	0.6	0.7	0.6	1.4	6.4	0.9	1.1	1.5	1.2	1.2
Argentina	213	0.0	r 0.0	r 0.0	r 0.0	0.4	r 0.1	r 0.1	r 0.2
Barbados	316	r 0.8	0.0	r 0.0	r 0.0
Brazil	223	0.0	r 0.0	r 0.0	r 0.0	r 0.0	r 0.0	1.1	r 0.2	r 0.3	r 0.1	r 0.3	r 0.2
Chile	228	0.0	r 0.1	r 0.1	r 0.1	r 0.0	r 0.0	0.6	r 0.2	r 0.2	r 0.3	r 0.3	r 0.2
Colombia	233	0.2	r 0.0	0.3	r 0.1	r 0.0	r 0.1	r 0.1	r 0.1
Costa Rica	238	0.1	0.2	r 0.0	r 0.0	r 0.0
Curacao	354	0.2	r 0.0	r 0.0	r 0.0	r 0.0	r 0.0
Dominica	321	0.8	r 0.1	r 0.1	r 0.2	r 0.1	r 0.2	0.0	r 0.0	r 0.0	r 0.0	r 0.0	r 0.0
Dominican Republic	243	2.4	r 0.1	r 0.2	r 0.2	r 0.2	r 0.2	0.0	r 0.0	r 0.0	r 0.0	r 0.0	r 0.0
Ecuador	248	0.4	r 0.0	0.0
Guatemala	258	0.0	r 0.0	r 0.0	r 0.0	r 0.0	r 0.0	0.1	r 0.0	r 0.0	r 0.0	r 0.0	r 0.0
Jamaica	343	0.1	r 0.0	r 0.0	r 0.0	r 0.0	r 0.0
Mexico	273	0.0	r 0.0	r 0.0	r 0.0	r 0.0	r 0.0	1.1	r 0.1	r 0.3	r 0.7	r 0.4	r 0.5
Panama	283	1.0	r 0.2	r 0.2	r 0.2	r 0.2	r 0.2	1.8
Venezuela, Rep. Bol.	299	0.0	r 0.0	r 0.0	r 0.0	r 0.0	r 0.0	0.1	r 0.0	r 0.0	r 0.0	r 0.0	r 0.0
Western Hem. n.s.	399	0.3	r 0.0	r 0.0	r 0.0	r 0.0	r 0.0
Other Countries n.i.e	910	0.2	0.0	0.0	0.0	0.0	0.0	7.2	0.5	0.6	0.6	0.7	0.6
Korea, Dem. People's Rep.	954	0.2	r 0.0	r 0.0	r 0.0	r 0.0	r 0.0	7.2	r 0.5	r 0.6	r 0.6	r 0.7	r 0.6
Countries & Areas n.s.	898	12.0	r 2.5	r 2.1	r 2.1	r 2.2	r 2.1

Fiji (819)

In Millions of U.S. Dollars

		Exports (FOB)						Imports (CIF)					
		2016	2017Q1	2017Q2	2017Q3	2017Q4	2018Q1	2016	2017Q1	2017Q2	2017Q3	2017Q4	2018Q1
Memorandum Items													
Africa	605	2.4	0.4	0.1	0.2	0.7	0.1	11.8	2.9	2.7	3.0	3.0	3.2
Middle East	405	1.5	1.8	1.0	1.8	0.8	0.9	6.6	1.3	1.4	1.7	1.7	1.4
European Union	998	57.1	3.1	3.4	58.0	32.3	10.7	90.3	23.3	12.7	25.6	18.4	21.3
Export earnings: fuel	080	6.9	1.9	1.2	1.9	1.0	1.0	7.0	2.3	1.4	1.8	1.5	1.5
Export earnings: nonfuel	092	761.5	148.1	177.8	251.0	215.1	176.9	2,353.6	572.6	566.3	654.2	685.5	683.1

Finland (172)

In Millions of U.S. Dollars

		Exports (FOB)						Imports (CIF)					
		2016	2017Q1	2017Q2	2017Q3	2017Q4	2018Q1	2016	2017Q1	2017Q2	2017Q3	2017Q4	2018Q1
IFS World		57,419.4	15,398.2	16,851.1	17,025.8	18,010.2	18,921.3	60,849.0	16,230.9	17,068.8	17,904.0	18,903.3	19,764.4
World	001	57,908.4	15,555.1	17,015.1	17,211.6	18,287.8	19,138.6	60,840.9	16,282.3	17,142.2	18,040.1	19,079.4	19,860.0
Advanced Economies	110	42,527.0	11,483.0	12,709.6	12,577.4	13,285.9	14,056.2	46,867.0	11,804.3	13,034.8	13,672.0	14,648.7	14,535.1
Euro Area	163	21,561.2	6,023.9	6,790.8	6,709.7	6,932.4	7,368.5	27,459.0	6,864.0	7,820.9	8,267.7	8,603.1	8,628.7
Austria	122	451.0	r 108.6	r 118.7	r 132.1	r 135.7	r 137.6	802.0	r 197.3	r 230.2	r 243.1	r 251.9	r 234.3
Belgium	124	1,910.7	r 552.2	r 560.2	r 504.7	r 605.0	r 575.0	2,031.4	r 505.0	r 544.5	r 518.6	r 578.9	r 596.9
Cyprus	423	16.4	r 124.5	r 117.2	r 21.9	r 135.9	r 160.5	6.3	r 1.3	r 2.4	r 1.4	r 1.4	r 4.2
Estonia	939	1,656.0	r 660.2	r 439.7	r 446.5	r 471.6	r 499.8	1,967.3	r 470.3	r 546.3	r 574.3	r 602.2	r 612.4
France	132	1,757.9	r 454.3	r 540.4	r 526.7	r 536.4	r 533.2	2,418.4	r 438.0	r 905.7	r 655.1	r 517.5	r 500.5
Germany	134	7,553.3	r 1,784.1	r 2,616.2	r 2,591.3	r 2,621.6	r 2,825.2	10,279.1	r 2,643.5	r 2,905.3	r 3,440.8	r 3,517.1	r 3,581.4
Greece	174	126.1	r 36.8	r 36.4	r 29.5	r 32.8	r 38.2	162.1	r 30.4	r 40.4	r 31.9	r 36.3	r 48.8
Ireland	178	307.8	r 32.7	r 203.5	r 31.1	r 42.5	r 35.0	428.0	r 138.1	r 132.2	r 146.1	r 151.0	r 147.0
Italy	136	1,420.5	r 424.9	r 395.9	r 353.4	r 428.4	r 463.9	1,613.9	r 399.9	r 431.0	r 428.8	r 464.5	r 471.2
Latvia	941	575.6	r 130.9	r 151.8	r 173.0	r 185.7	r 175.9	248.3	r 63.1	r 77.1	r 82.3	r 79.7	r 83.0
Lithuania	946	437.2	r 136.7	r 144.6	r 141.1	r 153.3	r 174.1	403.1	r 102.2	r 120.0	r 109.8	r 137.5	r 119.8
Luxembourg	137	26.8	r 6.4	r 5.6	r 8.7	r 6.1	r 8.7	84.9	r 26.4	r 23.6	r 25.9	r 28.6	r 26.0
Malta	181	51.5	r 0.7	r 13.4	r 77.8	r 1.2	r 1.2	6.6	r 1.4	r 1.3	r 1.8	r 3.4	r 3.6
Netherlands	138	3,850.6	r 1,208.3	r 1,057.1	r 1,226.7	r 1,160.6	r 1,309.5	5,260.1	r 1,426.6	r 1,398.9	r 1,581.5	r 1,765.2	r 1,708.7
Portugal	182	143.9	r 36.0	r 50.0	r 58.6	r 47.0	r 45.3	259.4	r 67.4	r 74.3	r 65.6	r 64.1	r 48.8
Slovak Republic	936	115.4	r 32.0	r 32.0	r 36.1	r 42.3	r 40.8	200.8	r 44.0	r 50.2	r 50.6	r 56.1	r 49.4
Slovenia	961	85.6	r 18.3	r 16.3	r 17.6	r 16.3	r 23.8	54.7	r 15.9	r 19.1	r 23.1	r 27.2	r 28.2
Spain	184	1,074.9	r 276.2	r 291.8	r 333.0	r 310.2	r 320.9	1,232.7	r 293.0	r 318.6	r 286.8	r 320.5	r 364.4
Australia	193	463.5	r 138.1	r 134.9	r 159.8	r 193.3	r 204.7	63.9	r 27.4	r 7.6	r 7.9	r 9.8	r 24.8
Canada	156	450.0	r 154.3	r 194.3	r 181.8	r 118.4	r 166.3	434.4	r 84.4	r 117.3	r 137.8	r 187.8	r 90.2
China,P.R.: Hong Kong	532	197.6	r 54.1	r 63.9	r 51.5	r 51.2	r 43.0	110.0	r 29.3	r 27.9	r 36.3	r 46.8	r 40.8
China,P.R.: Macao	546	1.3	r 0.1	r 0.1	r 0.4	r 0.6	r 1.5	0.0	r 0.0	r 0.0	r 0.0	r 0.1	r 0.1
Czech Republic	935	283.0	r 76.0	r 81.4	r 85.1	r 85.1	r 97.7	847.7	r 213.1	r 246.7	r 243.4	r 306.2	r 281.1
Denmark	128	998.1	r 281.4	r 276.2	r 292.9	r 335.0	r 399.0	2,289.1	r 517.4	r 619.9	r 650.5	r 612.6	r 587.3
Iceland	176	46.2	r 12.9	r 15.5	r 15.0	r 16.4	r 15.9	8.5	r 1.4	r 1.1	r 1.4	r 1.4	r 1.3
Israel	436	210.3	r 46.8	r 48.8	r 53.9	r 53.3	r 52.6	73.6	r 16.5	r 11.5	r 10.5	r 16.6	r 15.6
Japan	158	1,174.5	r 333.3	r 364.7	r 409.3	r 435.1	r 455.3	310.2	r 75.2	r 87.3	r 102.1	r 77.5	r 89.6
Korea, Republic of	542	722.0	r 210.4	r 231.3	r 204.6	r 262.3	r 316.8	293.3	r 63.9	r 81.7	r 70.9	r 66.4	r 84.9
New Zealand	196	82.1	r 21.3	r 22.9	r 25.4	r 24.4	r 23.1	12.8	r 3.6	r 2.7	r 2.9	r 2.4	r 5.3
Norway	142	1,713.6	r 434.5	r 460.0	r 446.5	r 464.2	r 493.1	1,047.4	r 346.0	r 382.8	r 328.7	r 442.9	r 562.2
San Marino	135	0.9	r 0.2	r 0.1	r 0.1	r 0.8	r 1.0	0.5	r 0.1	r 0.2	r 0.1	r 0.2	r 0.2
Singapore	576	217.1	r 64.8	r 57.1	r 48.6	r 50.9	r 52.9	71.0	r 13.5	r 17.9	r 12.7	r 43.2	r 48.8
Sweden	144	6,074.8	r 1,593.9	r 1,701.1	r 1,658.1	r 1,898.3	r 1,867.7	9,774.0	r 2,553.6	r 2,645.7	r 2,801.8	r 3,111.3	r 3,032.0
Switzerland	146	905.3	r 237.6	r 229.6	r 227.6	r 227.2	r 257.9	469.8	r 109.8	r 109.7	r 115.2	r 114.7	r 105.3
Taiwan Prov.of China	528	179.8	r 47.3	r 41.5	r 53.6	r 57.8	r 65.2	259.7	r 64.2	r 65.0	r 66.7	r 58.2	r 67.7
United Kingdom	112	2,760.4	r 675.9	r 738.2	r 780.8	r 844.3	r 829.8	1,905.9	r 424.6	r 480.9	r 502.5	r 601.5	r 507.2
United States	111	4,485.2	r 1,076.1	r 1,257.2	r 1,172.6	r 1,234.8	r 1,344.2	1,436.0	r 396.4	r 308.1	r 313.0	r 346.2	r 362.0
Emerg. & Dev. Economies	200	15,139.1	3,998.9	4,234.6	4,558.6	4,895.4	4,934.7	13,973.8	4,478.0	4,097.0	4,357.9	4,430.7	5,324.9
Emerg. & Dev. Asia	505	4,576.1	1,305.1	1,409.7	1,469.8	1,609.6	1,570.2	2,782.9	746.8	745.4	881.3	706.9	830.8
Bangladesh	513	69.3	r 14.0	r 7.2	r 34.8	r 86.2	r 51.3	33.4	r 10.8	r 7.3	r 11.2	r 7.1	r 10.1
Bhutan	514	0.5	r 0.3	r 0.0	r 0.0
Brunei Darussalam	516	0.3	r 0.1	r 0.0	r 0.1	r 0.1	r 0.0	0.0	r 0.0	r 0.0
Cambodia	522	21.1	r 9.9	r 25.1	r 9.6	r 2.2	r 11.4	5.0	r 2.3	r 1.0	r 2.0	r 2.6	r 1.7
China,P.R.: Mainland	924	3,012.0	r 899.4	r 935.1	r 985.7	r 1,080.1	r 1,064.2	2,147.3	r 560.7	r 558.4	r 675.8	r 514.8	r 630.5
Fiji	819	1.3	r 0.0	r 0.4	r 0.0	r 0.9	r 0.4	0.0	r 0.0	r 0.0	r 0.0	r 0.0	r 0.0
F.T. French Polynesia	887	0.7	r 0.3	r 0.1	r 0.2	r 0.2	r 0.7	0.0	r 0.0	r 0.0	r 0.0	r 0.0	r 0.0
F.T. New Caledonia	839	2.8	r 0.4	r 0.5	r 0.5	r 0.3	r 0.3	0.0	r 0.0	r 3.2	r 4.0	r 0.0
Guam	829	0.2	r 0.0	r 0.0	r 0.0	r 0.0	r 0.0	0.0
India	534	606.5	r 125.4	r 170.9	r 169.5	r 179.5	r 194.4	228.0	r 55.5	r 60.2	r 63.8	r 58.1	r 67.6
Indonesia	536	173.9	r 103.5	r 70.5	r 64.6	r 47.4	r 49.7	67.2	r 33.1	r 29.6	r 14.3	r 29.6	r 21.9
Kiribati	826	0.1	r 0.1	r 0.0	r 0.0
Lao People's Dem.Rep	544	1.9	r 0.2	r 0.1	r 7.4	r 6.0	r 1.1	0.1	r 0.0	r 0.0	r 0.0	r 0.0	r 0.0
Malaysia	548	148.5	r 30.4	r 36.2	r 37.9	r 42.4	r 39.7	72.8	r 18.8	r 22.6	r 34.3	r 27.6	r 36.1
Maldives	556	5.0	r 0.5	r 0.5	r 2.0	r 0.0	r 16.5	0.3	r 0.1	r 0.1	r 0.1
Marshall Islands	867	0.0	r 0.0	r 0.2
Mongolia	948	11.5	r 1.4	r 2.9	r 8.0	r 4.0	r 0.8	0.2	r 0.0	r 0.0	r 0.2	r 0.0	r 0.0

Finland (172)

In Millions of U.S. Dollars

		Exports (FOB)						Imports (CIF)					
		2016	2017Q1	2017Q2	2017Q3	2017Q4	2018Q1	2016	2017Q1	2017Q2	2017Q3	2017Q4	2018Q1
Myanmar	518	5.2	r 0.8	r 1.7	r 4.3	r 0.6	r 1.1	2.5	r 1.0	r 0.5	r 0.4	r 0.9	r 1.2
Nepal	558	1.6	r 1.3	r 0.1	r 0.3	r 0.9	r 0.3	0.9	r 0.2	r 0.3	r 0.3	r 0.3	r 0.2
Papua New Guinea	853	2.5	r 0.4	r 0.1	r 0.3	r 2.7	r 0.9	0.3	r 0.7	r 0.0	r 0.3	r 0.3	r 0.2
Philippines	566	162.5	r 43.4	r 60.9	r 44.3	r 45.7	r 44.4	20.7	r 4.4	r 4.8	r 5.7	r 5.2	r 5.5
Sri Lanka	524	10.4	r 1.3	r 1.0	r 2.1	r 1.9	r 2.3	11.0	r 2.2	r 2.0	r 2.6	r 2.5	r 2.5
Thailand	578	192.9	r 45.0	r 64.0	r 62.7	r 56.4	r 56.5	114.5	r 32.6	r 38.0	r 41.9	r 32.1	r 27.5
Timor-Leste	537	0.1	r 0.0	r 0.0	r 0.2	r 0.0	0.0	r 0.0
Vanuatu	846	0.1	r 0.0	r 0.1	r 0.0	r 0.0	r 0.0	0.0	r 0.0	r 0.0	r 0.0
Vietnam	582	144.5	r 27.4	r 32.1	r 35.2	r 51.9	r 34.0	78.8	r 24.4	r 20.6	r 25.4	r 21.8	r 25.7
Asia n.s.	598	0.6	r 0.1	r 0.0	r 0.1	r 0.0	0.0	r 0.0	r 0.0	r 0.0	r 0.0	r 0.0
Europe	170	6,784.8	1,708.6	1,886.1	2,001.1	2,124.1	1,970.7	9,521.6	3,273.5	2,940.2	2,992.1	3,177.8	3,815.5
Emerg. & Dev. Europe	903	3,020.9	795.4	821.2	825.4	901.1	909.1	2,549.6	642.6	757.8	763.3	813.5	883.5
Albania	914	2.9	r 0.7	r 2.1	r 1.1	r 1.0	r 0.8	0.1	r 0.0	r 0.1	r 0.1	r 0.0	r 0.1
Bosnia and Herzegovina	963	4.9	r 0.7	r 0.7	r 0.7	r 1.0	r 1.5	0.7	r 0.1	r 0.1	r 0.1	r 0.2	r 0.1
Bulgaria	918	77.3	r 14.9	r 18.2	r 22.1	r 22.1	r 21.4	42.9	r 13.3	r 11.9	r 11.9	r 16.2	r 16.2
Croatia	960	31.4	r 6.1	r 11.8	r 8.4	r 8.7	r 9.1	18.3	r 5.4	r 8.9	r 9.8	r 13.2	r 5.6
Faroe Islands	816	3.1	r 8.1	r 1.2	r 1.3	r 0.9	r 0.8	0.1	r 0.0	r 0.0	r 0.0	r 0.0
Gibraltar	823	34.4	r 0.0	r 0.1	r 0.1	r 20.3	r 0.0	0.2	r 0.0	r 0.0
Hungary	944	274.7	r 69.7	r 78.9	r 73.7	r 70.1	r 92.4	269.0	r 72.8	r 83.8	r 92.9	r 105.4	r 104.4
Kosovo	967	0.8	r 1.2	r 0.3	r 0.2	r 0.2	r 0.1	0.0	r 0.1	r 0.0	r 0.1	r 0.0	r 0.0
Macedonia, FYR	962	5.3	r 2.4	r 0.9	r 1.0	r 1.0	r 6.7	1.4	r 0.3	r 0.3	r 0.4	r 0.3	r 0.2
Montenegro	943	7.3	r 0.5	r 1.6	r 0.2	r 0.8	r 0.1	0.1	r 0.0	r 0.0	r 0.2	r 0.1	r 0.0
Poland	964	1,559.7	r 453.1	r 439.5	r 451.7	r 451.1	r 485.7	1,689.0	r 412.1	r 491.7	r 492.9	r 512.1	r 575.6
Romania	968	152.6	r 32.9	r 57.8	r 52.6	r 55.4	r 54.3	158.0	r 44.5	r 46.8	r 53.3	r 52.8	r 61.8
Serbia, Republic of	942	33.9	r 6.9	r 9.1	r 8.0	r 12.5	r 8.1	16.7	r 6.5	r 5.1	r 5.6	r 6.6	r 10.2
Turkey	186	832.5	r 198.2	r 198.9	r 204.3	r 255.9	r 228.0	353.2	r 87.5	r 109.3	r 95.9	r 106.5	r 109.4
CIS	901	3,763.6	913.2	1,064.9	1,175.6	1,222.7	1,061.5	6,972.0	2,630.8	2,182.3	2,228.8	2,364.2	2,932.0
Armenia	911	8.3	r 3.2	r 3.3	r 3.7	r 4.4	r 8.4	0.1	r 0.1	r 1.8	r 0.0	r 0.0	r 0.0
Azerbaijan, Rep. of	912	13.4	r 2.0	r 3.6	r 4.0	r 4.6	r 4.9	0.8	r 0.2	r 0.3	r 0.3	r 0.2	r 0.3
Belarus	913	50.6	r 14.0	r 16.5	r 17.7	r 20.6	r 17.5	12.1	r 3.5	r 3.9	r 4.7	r 2.7	r 3.9
Georgia	915	10.8	r 3.2	r 3.5	r 3.3	r 3.3	r 3.8	0.1	r 0.0	r 0.0	r 0.0	r 0.1	r 0.0
Kazakhstan	916	127.4	r 22.5	r 24.3	r 28.5	r 28.7	r 26.7	146.4	r 22.0	r 26.0	r 19.3	r 21.9	r 28.6
Kyrgyz Republic	917	11.9	r 0.4	r 0.8	r 0.3	r 0.4	r 0.5	0.1	r 0.0	r 0.0	r 0.0
Moldova	921	8.8	r 1.1	r 3.9	r 3.0	r 2.2	r 2.0	0.8	r 0.0	r 0.2	r 0.1	r 0.1	r 0.0
Russian Federation	922	3,299.3	r 811.7	r 941.2	r 1,050.6	r 1,077.7	r 932.9	6,754.3	r 2,589.3	r 2,135.2	r 2,182.0	r 2,315.8	r 2,878.4
Tajikistan	923	1.1	r 0.3	r 0.2	r 0.4	r 0.3	r 0.2	0.0	r 0.0
Turkmenistan	925	14.2	r 4.3	r 4.8	r 1.8	r 1.4	r 1.0	0.0
Ukraine	926	192.8	r 42.9	r 55.1	r 56.4	r 72.7	r 59.2	57.1	r 15.6	r 14.9	r 22.4	r 23.4	r 20.7
Uzbekistan	927	25.0	r 7.6	r 7.8	r 6.1	r 6.3	r 4.5	0.3	r 0.0	r 0.0	r 0.1	r 0.0	r 0.0
Europe n.s.	884	0.3	r 0.1	r 0.1	r 0.1	r 0.2	r 0.1	0.0	r 0.1	r 0.0	r 0.0	r 0.0	r 0.0
Mid East, N Africa, Pak	440	1,645.8	469.5	398.3	464.2	588.8	702.6	92.5	29.7	29.7	33.5	66.4	40.6
Afghanistan, I.R. of	512	1.5	r 0.2	r 0.2	r 0.2	r 0.2	r 0.1	3.7	r 2.0	r 0.7	r 0.2	r 0.6	r 1.8
Algeria	612	170.8	r 46.4	r 14.8	r 20.7	r 53.7	r 52.8	0.0	r 0.0	r 0.0	r 0.0	r 0.0
Bahrain, Kingdom of	419	13.5	r 2.3	r 3.2	r 2.9	r 2.6	r 2.9	1.0	r 0.2	r 0.3	r 0.3	r 0.3	r 0.2
Djibouti	611	0.9	r 0.0	r 0.1	r 0.0	r 0.2	r 0.0	0.0	r 0.2	r 0.0
Egypt	469	380.9	r 76.9	r 92.0	r 118.6	r 120.7	r 110.2	16.9	r 7.8	r 5.0	r 5.9	r 3.8	r 9.7
Iran, I.R. of	429	86.1	r 26.4	r 22.4	r 38.8	r 44.3	r 39.5	0.5	r 0.1	r 0.1	r 0.1	r 0.1	r 0.4
Iraq	433	4.5	r 2.1	r 1.0	r 6.2	r 1.5	r 1.8	0.2	r 0.0	r 0.0	r 0.0	r 0.0	r 0.0
Jordan	439	30.5	r 11.5	r 8.5	r 10.0	r 9.3	r 9.1	0.4	r 0.0	r 0.2	r 0.1	r 0.1	r 0.0
Kuwait	443	34.3	r 8.7	r 9.3	r 5.7	r 5.9	r 7.9	0.1	r 0.0	r 0.0	r 0.0	r 0.0	r 0.1
Lebanon	446	33.8	r 7.7	r 8.3	r 9.6	r 12.9	r 9.0	0.4	r 0.1	r 0.1	r 0.2	r 0.5	r 0.1
Libya	672	0.6	r 2.2	r 2.2	r 0.1	r 0.3	r 0.1	0.0	r 0.0	r 0.0	r 0.0
Mauritania	682	4.0	r 0.9	r 1.1	r 0.6	r 2.3	r 0.8	0.1	r 0.0	r 0.0	r 0.0
Morocco	686	151.9	r 62.0	r 31.9	r 28.8	r 78.3	r 235.4	3.1	r 2.1	r 0.4	r 0.1	r 0.4	r 2.9
Oman	449	29.8	r 14.1	r 5.8	r 4.4	r 7.2	r 9.6	0.2	r 0.1	r 0.2	r 0.1	r 0.0	r 0.1
Pakistan	564	70.7	r 14.9	r 16.8	r 20.5	r 22.5	r 32.4	24.5	r 8.0	r 8.0	r 8.8	r 7.7	r 8.1
Qatar	453	35.1	r 5.1	r 6.0	r 9.4	r 10.6	r 10.2	20.4	r 4.0	r 5.5	r 10.4	r 4.4	r 4.9
Saudi Arabia	456	302.0	r 79.9	r 110.9	r 59.4	r 90.1	r 63.0	5.4	r 2.4	r 3.4	r 3.7	r 44.0	r 5.2
Somalia	726	0.2	r 0.7	r 0.2	r 0.0	r 0.0	r 0.0	r 0.0
Sudan	732	4.1	r 1.5	r 2.3	r 1.5	r 2.5	r 2.5	0.0	r 0.0

Finland (172)

In Millions of U.S. Dollars

		Exports (FOB)						Imports (CIF)					
		2016	2017Q1	2017Q2	2017Q3	2017Q4	2018Q1	2016	2017Q1	2017Q2	2017Q3	2017Q4	2018Q1
Syrian Arab Republic	463	4.8	r 1.9	r 1.3	r 1.6	r 3.2	r 3.4	0.0	r 0.0	r 0.0	r 0.0
Tunisia	744	46.0	r 11.6	r 12.3	r 11.4	r 13.4	r 17.1	3.8	r 1.1	r 3.3	r 1.5	r 1.8	r 4.3
United Arab Emirates	466	237.3	r 91.6	r 46.9	r 112.7	r 106.3	r 93.9	11.8	r 1.6	r 2.5	r 2.2	r 2.7	r 2.8
West Bank and Gaza	487	1.7	r 0.7	r 0.3	r 0.6	r 0.1	r 0.4	0.0	r 0.0	r 0.0	r 0.0
Yemen, Republic of	474	0.8	r 0.1	r 0.5	r 0.6	r 0.9	r 0.6	r 0.0	r 0.0
Sub-Saharan Africa	603	645.0	129.8	155.8	218.1	191.0	245.6	522.0	144.5	137.9	167.6	195.4	286.6
Angola	614	4.1	r 0.8	r 2.6	r 1.2	r 0.2	r 27.7	0.0	r 0.0	r 0.0	r 0.0	r 0.0
Benin	638	9.1	r 0.0	r 1.0	r 0.0	r 0.5	r 0.1	0.0	r 0.0	r 0.0	r 0.0	r 0.0	r 0.0
Botswana	616	0.7	r 0.0	r 0.0	r 0.2	r 0.1	r 0.1	140.1	r 0.0	r 0.0	r 0.0	r 0.0
Burkina Faso	748	7.3	r 3.2	r 3.4	r 1.3	r 3.3	r 1.3	0.0	r 0.0	r 0.0	r 0.0	r 0.0
Burundi	618	0.2	r 0.0	r 0.0	r 0.0	1.0	r 0.3	r 0.7	r 0.2
Cabo Verde	624	1.0	r 0.1	r 0.1	r 0.0	r 0.3	r 0.1	0.0	r 0.0
Cameroon	622	18.2	r 6.4	r 3.4	r 3.1	r 1.6	r 2.8	0.7	r 0.1	r 0.7	r 0.2	r 0.4	r 0.1
Central African Rep.	626	0.2	r 0.0	0.0	r 0.0
Chad	628	0.8	r 0.1	r 0.2	r 0.2	r 0.4	r 0.0	0.0
Congo, Dem. Rep. of	636	10.7	r 0.4	r 0.8	r 1.5	r 1.4	r 3.9	186.6	r 106.9	r 112.8	r 117.3	r 172.1	r 261.4
Congo, Republic of	634	6.0	r 0.1	r 0.1	r 0.1	r 0.2	r 0.3	0.0	r 0.0	r 0.0
Côte d'Ivoire	662	8.4	r 2.2	r 4.2	r 2.9	r 2.4	r 2.9	1.1	r 0.1	r 0.1	r 0.1	r 0.1	r 0.1
Equatorial Guinea	642	0.1	r 0.0	r 0.8	r 0.0	r 0.0	0.0	r 0.0	r 0.0
Eritrea	643	0.6	r 0.4	r 0.3	r 0.0	r 1.6	r 0.1	0.0
Ethiopia	644	29.4	r 8.1	r 5.4	r 6.0	r 4.3	r 1.1	4.3	r 1.7	r 1.5	r 2.6	r 1.0	r 0.1
Gabon	646	0.5	r 0.1	r 0.1	r 0.0	r 0.1	r 0.0	0.0	r 0.0	r 0.0
Gambia, The	648	0.8	r 0.4	r 0.2	r 0.3	r 2.4	r 0.4	0.0	r 0.0	r 0.0
Ghana	652	56.6	r 7.8	r 8.1	r 19.4	r 15.6	r 40.6	0.1	r 0.0	r 0.0	r 0.1	r 0.1	r 0.1
Guinea	656	5.0	r 0.6	r 1.6	r 0.2	r 6.3	r 13.6	0.0	r 0.0	r 0.0	r 0.0
Guinea-Bissau	654	0.5	r 0.1	r 0.0	r 0.0	r 0.1	r 0.2
Kenya	664	32.5	r 5.9	r 5.2	r 7.0	r 3.4	r 8.3	17.6	r 3.2	r 2.9	r 3.2	r 3.8	r 2.0
Lesotho	666	0.1	r 0.2	r 0.0	0.0
Liberia	668	1.0	r 0.1	r 0.1	r 1.6	r 1.7	r 0.1	0.0	r 0.0	r 0.1	r 0.0
Madagascar	674	0.2	r 0.2	r 0.2	r 0.3	r 0.3	r 0.1	4.3	r 1.3	r 1.9	r 1.4	r 0.9	r 0.9
Malawi	676	2.0	r 0.3	r 0.2	r 0.8	r 1.3	r 0.5	0.8	r 0.2	r 0.3	r 0.3	r 0.1	r 0.3
Mali	678	8.2	r 1.7	r 1.1	r 5.7	r 0.9	r 1.4	0.0	r 0.0	r 0.0	r 0.0	r 0.0
Mauritius	684	7.0	r 1.2	r 0.5	r 6.1	r 0.7	r 1.3	7.3	r 2.0	r 2.8	r 4.5	r 1.8	r 2.1
Mozambique	688	8.5	r 0.6	r 0.9	r 4.3	r 0.5	r 1.9	9.9	r 0.0	r 0.0	r 0.0	r 0.0	r 0.0
Namibia	728	22.7	r 0.6	r 0.2	r 0.5	r 0.4	r 0.7	0.4	r 0.1	r 0.0	r 0.0	r 0.0	r 0.3
Niger	692	0.0	r 0.0	r 0.1	r 0.2	r 0.4	r 0.1	0.0	r 0.0	r 0.0
Nigeria	694	21.8	r 10.3	r 5.7	r 29.6	r 4.4	r 17.0	8.3	r 0.0	r 0.1	r 0.0	r 0.0	r 0.0
Rwanda	714	1.8	r 0.0	r 0.1	r 0.1	r 0.1	r 2.9	2.4	r 0.3	r 0.0	r 0.0	r 1.5	r 0.5
Senegal	722	15.7	r 2.7	r 1.2	r 1.8	r 1.9	r 5.2	0.0	r 0.0	r 0.1	r 0.0	r 0.0	r 0.0
Seychelles	718	2.0	r 1.5	r 0.1	r 0.1	r 0.3	r 0.1	2.5	r 0.8	r 0.5	r 0.3	r 0.1	r 0.7
Sierra Leone	724	1.0	r 0.0	r 0.8	r 0.8	r 0.0	0.1	r 0.0	r 0.0	r 0.0
South Africa	199	280.7	r 61.0	r 69.2	r 107.6	r 104.2	r 89.6	113.5	r 25.1	r 11.8	r 36.2	r 10.9	r 15.3
Swaziland	734	0.1	r 0.0	r 0.1	r 0.1	r 0.0	r 0.0	11.8	r 0.0	r 0.0	r 0.0	r 0.0	r 0.0
Tanzania	738	25.1	r 5.5	r 28.6	r 6.8	r 13.8	r 5.6	3.9	r 2.3	r 0.7	r 0.6	r 1.1	r 1.1
Togo	742	0.6	r 0.2	r 0.3	r 1.2	r 0.4	r 0.5	0.0	r 0.0	r 0.0	r 0.0	r 0.0
Uganda	746	4.1	r 1.0	r 0.6	r 1.3	r 0.4	r 0.5	1.9	r 0.1	r 1.0	r 0.9	r 0.8	r 0.9
Zambia	754	39.8	r 5.4	r 7.4	r 5.3	r 12.3	r 12.7	0.2	r 0.1	r 0.0	r 0.1	r 0.4
Zimbabwe	698	9.8	r 0.7	r 0.8	r 0.4	r 2.8	r 1.7	3.3	r 0.1	r 0.0	r 0.0	r 0.0
Western Hemisphere	205	1,487.4	385.8	384.6	405.3	381.9	445.7	1,054.8	283.5	243.8	283.4	284.2	351.4
Antigua and Barbuda	311	1.1	r 0.1	r 0.1	r 0.0	r 0.0	0.0	r 0.0	r 0.0
Argentina	213	140.3	r 60.2	r 40.1	r 24.2	r 26.5	r 24.5	111.6	r 77.6	r 30.7	r 49.0	r 2.2	r 2.1
Aruba	314	0.1	r 0.0	r 0.0	r 0.0	r 0.5	r 0.1	0.0	r 0.0	r 0.0
Bahamas, The	313	61.7	r 7.4	r 1.6	r 6.1	r 5.7	r 10.9	0.3	r 0.1	r 1.0	r 0.0	r 0.0	r 0.0
Barbados	316	0.2	r 0.1	r 0.0	r 0.0	r 0.3	r 0.7	0.0	r 0.0	r 0.2	r 0.0	r 0.0
Belize	339	0.4	r 0.0	r 0.0	r 0.2	r 0.6	r 0.0	0.0	r 0.0	r 0.0	r 0.0
Bermuda	319	1.6	r 0.1	r 0.0	r 0.2	r 0.3	r 0.0	0.0	r 0.0
Bolivia	218	5.3	r 1.6	r 2.3	r 1.3	r 1.3	r 1.7	0.1	r 0.0	r 0.0	r 0.0	r 0.1	r 0.0
Brazil	223	423.7	r 104.9	r 88.7	r 108.6	r 96.6	r 87.6	367.0	r 92.6	r 78.8	r 84.3	r 107.2	r 118.0
Chile	228	243.5	r 50.1	r 69.4	r 57.6	r 55.2	r 81.9	142.8	r 25.4	r 28.3	r 56.9	r 88.0	r 108.5
Colombia	233	80.1	r 24.4	r 32.3	r 38.9	r 27.3	r 34.5	74.7	r 17.6	r 19.3	r 19.3	r 24.0	r 15.8

Finland (172)

In Millions of U.S. Dollars

		Exports (FOB)						Imports (CIF)					
		2016	2017Q1	2017Q2	2017Q3	2017Q4	2018Q1	2016	2017Q1	2017Q2	2017Q3	2017Q4	2018Q1
Costa Rica	238	8.3	r 2.2	r 1.9	r 1.8	r 2.5	r 3.2	54.7	r 15.1	r 17.3	r 10.2	r 12.2	r 10.6
Curacao	354	1.1	r 0.0	r 0.0	r 0.1	r 1.3	r 0.3	0.0	r 0.2	r 0.1
Dominica	321	0.0	r 1.4	0.0	r 0.0
Dominican Republic	243	5.5	r 2.6	r 2.7	r 3.0	r 2.7	r 2.4	0.1	r 1.2	r 1.6	r 3.5	r 0.0	r 0.0
Ecuador	248	15.5	r 4.5	r 9.6	r 6.3	r 9.1	r 9.0	14.8	r 2.6	r 1.1	r 5.5	r 4.2	r 3.6
El Salvador	253	6.0	r 2.1	r 1.8	r 2.4	r 1.9	r 1.7	2.0	r 0.3	r 0.7	r 0.5	r 0.4	r 0.3
Greenland	326	3.0	r 0.8	r 1.3	r 1.1	r 0.4	r 1.3	0.0	r 0.0	r 0.0
Guatemala	258	5.7	r 1.8	r 1.6	r 2.2	r 3.0	r 1.8	7.6	r 1.5	r 1.5	r 2.8	r 2.6	r 6.6
Guyana	336	0.6	r 0.1	r 0.1	r 0.0	r 0.2	r 0.1	0.0	r 0.0	r 0.0	r 0.0
Haiti	263	0.1	r 0.0	r 0.1	r 0.0	r 0.1	r 0.1	0.0	r 0.0	r 0.0	r 0.0	r 0.0	r 0.0
Honduras	268	25.5	r 0.3	r 1.0	r 0.4	r 0.6	r 0.3	14.8	r 5.1	r 7.5	r 5.9	r 1.1	r 4.8
Jamaica	343	0.2	r 0.1	r 0.3	r 0.8	r 0.7	r 0.1	0.1	r 0.0	r 0.0	r 0.0	r 0.0	r 0.0
Mexico	273	283.4	r 79.3	r 83.7	r 100.5	r 94.4	r 127.8	120.0	r 39.7	r 35.6	r 25.1	r 31.9	r 58.5
Nicaragua	278	0.6	r 0.3	r 0.1	r 0.2	r 0.4	r 0.1	7.0	r 0.6	r 2.2	r 3.7	r 3.9	r 1.3
Panama	283	9.3	r 3.6	r 3.8	r 9.5	r 2.4	r 2.0	0.8	r 0.0	r 0.0	r 0.0	r 0.0	r 3.0
Paraguay	288	8.4	r 1.8	r 2.9	r 3.2	r 4.4	r 6.8	0.0	r 0.0	r 0.0	r 0.0	r 0.0	r 0.0
Peru	293	85.8	r 21.5	r 29.7	r 24.4	r 24.2	r 24.5	101.2	r 0.7	r 17.5	r 16.5	r 1.3	r 18.1
Sint Maarten	352	4.8	r 0.0	r 0.0	r 0.0	r 0.1	r 0.0	0.0	r 0.0	r 0.0	r 0.0	r 0.0
St. Kitts and Nevis	361	0.0	r 0.1	r 0.1	r 0.1	r 0.0	r 0.0
St. Lucia	362	0.0	r 0.1	r 0.0	r 0.0	0.0
St. Vincent & Grens.	364	0.0	r 0.1	r 0.0
Suriname	366	0.1	r 0.0	r 0.1	r 0.1	r 6.3	r 0.0	0.0	r 0.0	r 0.0	r 0.0
Trinidad and Tobago	369	1.4	r 0.2	r 0.2	r 0.3	r 0.8	r 0.2	3.9	r 0.0	r 0.0	r 0.0	r 0.0
Uruguay	298	37.6	r 11.1	r 6.5	r 8.5	r 9.2	r 14.9	17.7	r 3.2	r 0.1	r 0.3	r 4.9	r 0.1
Venezuela, Rep. Bol.	299	9.1	r 2.1	r 2.5	r 0.8	r 1.9	r 0.4	13.6	r 0.0	r 0.0	r 0.0	r 0.0	r 0.0
Western Hem. n.s.	399	17.3	r 2.2	r 0.0	r 1.1	r 0.7	r 6.6	0.0	r 0.0	r 0.0	r 0.0	r 0.0	r 0.0
Other Countries n.i.e	910	13.1	0.4	1.7	0.7	0.6	2.0	0.0	0.0	10.4	10.2	0.0	0.0
Cuba	928	13.1	r 0.4	r 1.7	r 0.7	r 0.6	r 2.0	0.0	r 0.0	r 10.4	r 10.2	r 0.0	r 0.0
Special Categories	899	229.2	r 72.8	r 69.2	r 74.9	r 106.0	r 145.6
Countries & Areas n.s.	898	0.0	r 0.0	r 0.1	r 0.0
Memorandum Items													
Africa	605	1,023.0	252.9	218.4	281.1	341.2	554.3	529.0	147.9	141.5	169.2	197.5	293.8
Middle East	405	1,195.6	331.3	318.6	380.5	415.9	361.4	57.3	16.4	17.3	23.0	56.0	23.5
European Union	998	33,773.2	9,227.7	10,193.8	10,135.1	10,702.7	11,225.7	44,452.9	11,120.8	12,457.0	13,126.7	13,934.4	13,800.0
Export earnings: fuel	080	4,514.1	1,163.8	1,253.4	1,424.7	1,481.7	1,338.8	7,056.4	2,640.2	2,194.0	2,243.1	2,418.0	2,940.5
Export earnings: nonfuel	092	53,394.3	14,391.2	15,761.7	15,786.9	16,806.2	17,799.8	53,784.5	13,642.1	14,948.2	15,797.0	16,661.4	16,919.5

France (132)

In Millions of U.S. Dollars

		Exports (FOB)						Imports (CIF)					
		2016	2017Q1	2017Q2	2017Q3	2017Q4	2018Q1	2016	2017Q1	2017Q2	2017Q3	2017Q4	2018Q1
IFS World		501,433.7	124,815.8	132,019.6	130,972.4	147,169.3	150,015.1	571,929.4	150,912.8	151,216.6	153,480.6	168,321.7	175,978.1
World	001	501,433.7	124,815.8	132,054.5	130,951.9	147,227.2	149,732.5	571,929.4	150,912.7	151,256.9	153,456.5	168,390.1	175,793.5
Advanced Economies	110	369,845.0	93,161.6	97,474.0	96,257.5	105,614.8	112,710.5	446,385.5	117,663.5	118,424.2	119,213.3	132,295.2	135,978.7
Euro Area	163	231,455.6	59,250.5	60,529.1	58,846.5	65,361.6	71,112.4	332,498.9	87,047.7	87,469.6	87,777.2	98,099.6	102,858.5
Austria	122	4,081.5	r 1,071.8	r 1,115.6	r 1,052.2	r 1,123.6	r 1,192.6	5,930.8	r 2,327.5	r 1,810.7	r 1,491.7	r 2,297.4	r 2,222.6
Belgium	124	34,173.1	r 8,849.8	r 9,433.4	r 9,098.7	r 10,004.5	r 10,948.3	60,807.2	r 15,613.8	r 15,363.0	r 15,615.5	r 16,854.3	r 18,238.6
Cyprus	423	279.8	r 59.7	r 65.4	r 59.4	r 61.1	r 74.1	104.7	r 16.6	r 19.4	r 15.3	r 16.3	r 22.3
Estonia	939	310.3	r 76.6	r 100.8	r 96.9	r 105.4	r 94.2	298.6	r 84.4	r 89.1	r 91.4	r 83.4	r 94.3
Finland	172	2,249.3	r 576.6	r 698.3	r 583.7	r 481.5	r 572.3	2,049.5	r 515.8	r 535.1	r 571.1	r 654.2	r 616.3
Germany	134	80,087.6	r 19,898.0	r 19,236.5	r 19,245.6	r 20,467.4	r 22,913.1	110,345.5	r 28,103.7	r 27,823.8	r 28,584.5	r 31,097.0	r 33,680.5
Greece	174	2,360.0	r 568.2	r 607.8	r 604.3	r 599.1	r 709.9	712.4	r 207.6	r 195.2	r 195.5	r 231.3	r 301.6
Ireland	178	3,220.2	r 793.8	r 795.2	r 699.9	r 946.9	r 936.5	6,770.8	r 1,750.6	r 1,768.1	r 2,010.9	r 2,283.1	r 2,307.9
Italy	136	36,240.3	r 9,804.7	r 10,067.4	r 9,688.5	r 10,675.8	r 11,655.9	44,735.8	r 11,580.0	r 12,632.7	r 12,043.7	r 13,087.3	r 13,996.7
Latvia	941	309.6	r 69.9	r 89.7	r 101.4	r 101.6	r 95.5	198.9	r 58.7	r 52.0	r 43.2	r 61.9	r 71.3
Lithuania	946	588.6	r 149.0	r 174.3	r 177.1	r 201.2	r 188.0	677.1	r 187.8	r 140.3	r 138.7	r 247.3	r 228.7
Luxembourg	137	2,394.6	r 585.8	r 620.0	r 585.3	r 704.2	r 1,052.9	2,656.9	r 634.2	r 651.7	r 652.1	r 693.6	r 756.0
Malta	181	439.5	r 110.7	r 115.8	r 155.7	r 292.3	r 88.5	297.2	r 63.8	r 58.1	r 70.4	r 70.9	r 73.1
Netherlands	138	17,919.8	r 4,647.6	r 4,583.9	r 4,551.9	r 5,536.4	r 5,552.6	45,298.1	r 11,855.2	r 11,918.7	r 12,991.1	r 14,803.6	r 14,137.9
Portugal	182	5,196.0	r 1,382.9	r 1,375.8	r 1,355.1	r 1,433.0	r 1,635.2	6,254.7	r 1,614.2	r 1,703.7	r 1,637.1	r 1,868.8	r 2,103.8
Slovak Republic	936	2,832.9	r 739.1	r 732.6	r 687.0	r 849.6	r 944.7	4,105.8	r 1,127.9	r 1,227.9	r 935.5	r 1,303.1	r 1,268.3
Slovenia	961	827.0	r 239.9	r 263.7	r 276.5	r 327.6	r 332.7	1,232.7	r 344.3	r 363.7	r 514.6	r 498.5	r 530.8
Spain	184	37,945.5	r 9,626.3	r 10,452.9	r 9,827.4	r 11,450.3	r 12,125.5	40,022.4	r 10,961.7	r 11,116.2	r 10,175.0	r 11,947.8	r 12,477.8
Australia	193	2,558.6	r 689.8	r 663.0	r 769.5	r 854.9	r 772.5	829.4	r 409.1	r 291.0	r 244.4	r 247.3	r 277.1
Canada	156	3,392.9	r 866.3	r 857.4	r 940.7	r 938.5	r 1,020.7	2,652.7	r 798.7	r 698.8	r 780.3	r 752.3	r 749.8
China,P.R.: Hong Kong	532	5,974.9	r 1,642.3	r 1,584.8	r 1,739.0	r 2,138.1	r 1,371.3	811.7	r 179.5	r 166.1	r 194.6	r 217.7	r 179.0
China,P.R.: Macao	546	153.4	r 42.6	r 36.8	r 40.2	r 48.3	r 53.1	6.6	r 1.9	r 1.4	r 1.5	r 1.1	r 4.1
Czech Republic	935	4,487.8	r 1,254.8	r 1,231.1	r 1,260.8	r 1,446.2	r 1,579.6	8,233.6	r 2,063.2	r 2,133.5	r 2,124.2	r 2,443.2	r 2,483.2
Denmark	128	2,970.4	r 740.7	r 832.9	r 827.0	r 930.0	r 954.9	3,490.6	r 929.9	r 1,013.2	r 979.1	r 1,027.4	r 1,196.0
Iceland	176	101.9	r 27.8	r 170.0	r 26.1	r 30.7	r 27.5	33.4	r 5.4	r 2.1	r 3.3	r 3.8	r 5.4
Israel	436	1,546.5	r 400.4	r 417.4	r 454.8	r 490.8	r 453.8	1,174.0	r 359.0	r 283.6	r 304.9	r 289.2	r 389.2
Japan	158	6,944.5	r 1,660.1	r 1,864.9	r 1,804.2	r 1,888.1	r 1,991.5	5,660.1	r 1,604.1	r 1,581.4	r 1,517.9	r 1,535.1	r 1,797.6
Korea, Republic of	542	4,302.7	r 1,171.8	r 1,464.4	r 1,524.2	r 1,536.4	r 1,439.9	2,728.3	r 666.5	r 741.9	r 653.9	r 792.9	r 968.2
New Zealand	196	600.6	r 87.3	r 97.1	r 164.7	r 130.7	r 106.7	263.3	r 56.0	r 70.3	r 60.8	r 55.6	r 56.4
Norway	142	1,665.2	r 441.3	r 485.1	r 404.1	r 528.2	r 520.7	2,027.9	r 608.8	r 501.6	r 544.6	r 842.4	r 585.8
San Marino	135	23.7	r 5.5	r 5.0	r 5.6	r 5.0	r 7.6	9.1	r 2.9	r 3.0	r 2.8	r 2.9	r 3.4
Singapore	576	6,833.5	r 1,486.5	r 1,993.4	r 1,959.7	r 2,323.6	r 2,210.4	1,714.1	r 411.3	r 423.3	r 495.6	r 558.3	r 579.4
Sweden	144	5,752.8	r 1,384.0	r 1,479.9	r 1,353.5	r 1,519.7	r 1,606.3	6,827.4	r 1,778.3	r 1,747.8	r 1,772.8	r 2,036.3	r 2,105.9
Switzerland	146	16,993.8	r 4,080.9	r 5,020.5	r 4,198.4	r 4,486.2	r 4,825.3	18,109.7	r 4,450.7	r 4,942.2	r 4,543.8	r 5,021.5	r 4,729.0
Taiwan Prov.of China	528	2,303.6	r 835.1	r 651.0	r 711.1	r 963.8	r 809.4	2,249.7	r 600.7	r 612.7	r 659.0	r 558.3	r 515.9
United Kingdom	112	35,235.1	r 8,275.1	r 8,820.3	r 9,063.4	r 9,494.5	r 9,775.0	24,217.5	r 7,544.5	r 7,963.4	r 8,373.0	r 9,276.5	r 8,567.3
United States	111	36,546.7	r 8,818.7	r 9,269.8	r 10,164.0	r 10,499.5	r 12,071.6	32,847.5	r 8,145.2	r 7,777.1	r 8,179.6	r 8,533.8	r 7,927.6
Vatican	187	0.6	r 0.1	r 0.1	r 0.1	r 0.2	r 0.2	0.1	r 0.1	r 0.1	r 0.0	r 0.0	r 0.0
Emerg. & Dev. Economies	200	129,040.7	30,781.0	33,807.0	33,673.9	40,693.2	35,662.5	118,759.3	32,291.1	32,586.6	33,743.9	35,624.7	39,581.6
Emerg. & Dev. Asia	505	34,315.1	7,758.7	9,802.2	10,355.0	11,913.6	9,400.0	44,804.2	11,626.7	11,665.2	13,354.4	12,335.5	14,123.1
American Samoa	859	0.7	r 0.0	r 0.3	r 0.3	0.1	r 0.0	r 0.0	r 0.0	r 0.0	r 0.0
Bangladesh	513	208.5	r 46.1	r 55.6	r 46.4	r 68.2	r 82.1	1,668.7	r 458.0	r 422.1	r 469.0	r 411.5	r 508.4
Bhutan	514	0.6	r 0.1	r 0.1	r 0.4	r 0.1	r 0.2	0.1	r 0.0	r 0.0	r 0.0	r 0.1	r 0.0
Brunei Darussalam	516	24.6	r 1.9	r 1.2	r 1.4	r 1.8	r 2.5	1.6	r 0.1	r 0.1	r 0.2	r 0.2	r 0.1
Cambodia	522	152.6	r 31.1	r 26.0	r 27.8	r 29.8	r 25.7	512.5	r 140.1	r 123.3	r 177.6	r 131.6	r 159.2
China,P.R.: Mainland	924	17,662.6	r 4,178.4	r 5,318.7	r 5,925.9	r 5,970.4	r 4,868.4	29,306.8	r 7,411.1	r 7,496.5	r 8,888.5	r 7,915.5	r 9,136.0
Fiji	819	9.3	r 1.4	r 0.8	r 7.0	r 1.8	r 3.2	0.5	r 0.1	r 0.1	r 0.4	r 1.2	r 0.8
F.T. French Polynesia	887	613.3	r 141.7	r 172.8	r 144.3	r 182.3	r 163.9	25.9	r 4.8	r 5.3	r 9.2	r 8.7	r 6.9
F.T. New Caledonia	839	901.2	r 191.8	r 192.8	r 217.8	r 275.6	r 222.0	73.4	r 3.6	r 6.0	r 9.2	r 5.6	r 26.1
Guam	829	11.0	r 2.0	r 2.4	r 3.1	r 4.0	r 2.8	0.1	r 0.1	r 0.0	r 0.0	r 0.0	r 0.0
India	534	4,781.8	r 1,369.8	r 1,377.1	r 1,459.6	r 2,209.4	r 1,395.4	3,997.6	r 1,253.1	r 1,184.2	r 1,071.5	r 1,256.1	r 1,508.2
Indonesia	536	3,207.5	r 514.6	r 802.2	r 409.9	r 413.0	r 375.0	1,138.2	r 301.2	r 297.8	r 305.6	r 316.7	r 319.0
Kiribati	826	0.0	r 0.0	r 0.0	r 0.0	r 0.0	r 0.0	r 0.0	r 0.2
Lao People's Dem.Rep	544	11.9	r 1.8	r 3.1	r 3.1	r 3.3	r 2.6	16.6	r 5.1	r 3.5	r 5.0	r 4.0	r 5.0
Malaysia	548	1,703.3	r 219.6	r 315.9	r 529.5	r 1,114.1	r 587.2	1,714.3	r 381.5	r 394.6	r 410.9	r 396.0	r 427.4
Maldives	556	21.0	r 5.9	r 13.2	r 5.2	r 8.6	r 6.6	22.2	r 6.3	r 6.9	r 4.3	r 6.5	r 7.5

France (132)

In Millions of U.S. Dollars

		Exports (FOB)						Imports (CIF)					
		2016	2017Q1	2017Q2	2017Q3	2017Q4	2018Q1	2016	2017Q1	2017Q2	2017Q3	2017Q4	2018Q1
Marshall Islands	867	96.8	r 0.6	r 0.9	r 0.2	r 2.7	r 0.2	0.7	r 0.0	r 0.1	r 0.0
Micronesia	868	1.0	r 0.6	r 0.1	r 0.0	r 0.0	0.0	r 0.0	r 0.0
Mongolia	948	10.3	r 3.9	r 6.6	r 8.5	r 6.0	r 5.5	3.5	r 0.3	r 0.1	r 0.4	r 0.7	r 0.0
Myanmar	518	132.4	r 56.2	r 18.6	r 34.3	r 30.5	r 17.1	100.3	r 26.6	r 27.7	r 46.4	r 55.8	r 49.2
Nepal	558	24.6	r 3.4	r 3.4	r 7.6	r 4.8	r 3.6	14.6	r 3.3	r 2.9	r 4.7	r 3.3	r 2.8
Palau	565	0.1	r 0.0	r 0.0	0.0	r 0.0	r 0.0
Papua New Guinea	853	73.0	r 1.7	r 25.4	r 0.7	r 24.3	r 1.2	14.5	r 1.7	r 7.9	r 5.0	r 5.8	r 7.0
Philippines	566	898.8	r 180.2	r 296.2	r 184.9	r 167.5	r 189.3	689.2	r 210.9	r 204.1	r 207.4	r 196.5	r 198.0
Samoa	862	0.3	r 0.0	r 2.7	r 0.2	r 0.0	0.0	r 0.0
Solomon Islands	813	0.3	r 0.0	r 0.1	r 0.1	r 0.2	r 0.0	0.5	r 0.1	r 0.1	r 0.0
Sri Lanka	524	100.1	r 22.8	r 99.6	r 24.9	r 38.1	r 57.2	149.6	r 39.8	r 35.7	r 43.8	r 39.1	r 55.2
Thailand	578	1,981.2	r 408.8	r 710.4	r 781.8	r 743.0	r 909.2	1,786.6	r 452.9	r 455.8	r 498.7	r 440.1	r 504.8
Timor-Leste	537	0.4	r 0.2	r 0.1	r 0.2	r 0.4	r 0.6	0.0	r 0.0	r 0.0	r 0.0	r 0.0	r 0.0
Tonga	866	0.0	r 0.0	r 0.0	r 0.0	r 2.5	r 0.0	0.1	r 0.0	r 0.0
Vanuatu	846	26.0	r 2.6	r 1.5	r 1.9	r 1.7	r 1.5	1.1	r 0.0	r 0.0	r 0.0	r 0.0	r 0.0
Vietnam	582	1,634.9	r 363.1	r 351.9	r 513.4	r 600.0	r 469.2	3,549.6	r 922.0	r 987.8	r 1,194.0	r 1,136.9	r 1,185.2
Asia n.s.	598	24.8	r 8.5	r 5.3	r 12.3	r 9.2	r 7.8	15.6	r 3.9	r 2.9	r 2.5	r 3.6	r 16.0
Europe	170	34,930.0	8,704.2	9,088.0	9,120.9	10,623.3	11,116.5	37,497.2	10,974.9	10,090.7	10,287.4	11,848.6	12,956.6
Emerg. & Dev. Europe	903	26,994.0	6,789.6	7,042.4	6,885.7	8,106.8	8,635.8	27,229.7	7,143.3	7,214.2	7,020.2	8,289.6	8,749.2
Albania	914	49.2	r 9.4	r 15.2	r 11.5	r 17.6	r 16.0	22.0	r 5.4	r 15.8	r 10.8	r 11.4	r 6.8
Bosnia and Herzegovina	963	102.3	r 22.7	r 27.3	r 26.4	r 30.3	r 29.8	72.8	r 19.4	r 18.9	r 20.8	r 22.1	r 27.3
Bulgaria	918	863.1	r 237.2	r 215.3	r 222.7	r 270.3	r 293.3	1,145.2	r 249.8	r 255.6	r 320.8	r 331.6	r 331.3
Croatia	960	453.4	r 137.9	r 142.1	r 124.5	r 134.7	r 198.6	241.3	r 93.6	r 67.8	r 59.1	r 118.5	r 117.8
Faroe Islands	816	1.9	r 0.5	r 2.3	r 0.2	r 2.5	r 0.4	0.2	r 0.1	r 0.2	r 0.1	r 0.2	r 0.0
Gibraltar	823	345.0	r 63.7	r 70.1	r 21.3	r 43.0	r 51.1	2.5	r 1.6	r 3.4	r 0.2	r 18.8	r 0.0
Hungary	944	3,466.7	r 913.7	r 946.2	r 917.9	r 1,016.9	r 1,149.4	4,285.5	r 1,085.4	r 1,089.2	r 1,084.7	r 1,193.2	r 1,196.9
Kosovo	967	13.5	r 3.4	r 2.5	r 3.0	r 3.0	r 3.6	3.5	r 0.6	r 1.0	r 1.0	r 1.5	r 0.8
Macedonia, FYR	962	78.4	r 18.0	r 23.8	r 17.3	r 23.3	r 22.0	36.4	r 12.8	r 7.8	r 10.6	r 10.2	r 12.4
Montenegro	943	16.3	r 6.4	r 12.4	r 7.4	r 6.8	r 6.5	2.3	r 0.2	r 0.6	r 0.6	r 0.6	r 0.8
Poland	964	9,234.8	r 2,480.2	r 2,494.7	r 2,568.6	r 2,879.0	r 3,264.2	10,490.8	r 2,761.4	r 2,821.9	r 2,840.0	r 3,372.7	r 3,458.8
Romania	968	4,090.9	r 1,087.4	r 1,061.1	r 1,113.6	r 1,248.3	r 1,393.8	3,887.2	r 1,003.3	r 985.7	r 941.5	r 1,114.6	r 1,277.7
Serbia, Republic of	942	469.5	r 123.8	r 117.8	r 123.0	r 130.2	r 149.4	357.1	r 94.0	r 106.6	r 104.1	r 108.0	r 117.4
Turkey	186	7,809.0	r 1,685.4	r 1,911.7	r 1,728.3	r 2,300.9	r 2,057.7	6,682.7	r 1,815.7	r 1,839.8	r 1,626.1	r 1,986.1	r 2,201.0
CIS	901	7,677.3	1,850.8	1,993.1	2,170.7	2,435.0	2,403.6	10,258.8	3,826.7	2,872.2	3,261.5	3,553.8	4,203.2
Armenia	911	39.4	r 8.4	r 8.3	r 16.2	r 14.5	r 12.7	2.7	r 0.9	r 0.6	r 0.8	r 0.7	r 1.2
Azerbaijan, Rep. of	912	142.0	r 22.6	r 29.4	r 27.3	r 35.9	r 38.0	982.0	r 357.3	r 73.3	r 73.2	r 202.6	r 187.7
Belarus	913	119.8	r 39.7	r 46.6	r 41.9	r 39.3	r 37.9	21.9	r 5.5	r 24.0	r 13.0	r 7.3	r 6.2
Georgia	915	138.7	r 24.7	r 42.1	r 78.8	r 61.4	r 55.4	29.4	r 7.0	r 6.4	r 7.5	r 8.5	r 10.0
Kazakhstan	916	505.6	r 74.8	r 84.7	r 106.6	r 97.8	r 87.3	2,679.2	r 1,098.2	r 931.2	r 844.9	r 1,081.6	r 1,043.0
Kyrgyz Republic	917	18.2	r 4.9	r 4.3	r 7.1	r 4.2	r 6.1	1.0	r 0.1	r 0.5	r 0.3	r 0.1	r 0.0
Moldova	921	46.5	r 15.7	r 9.7	r 9.8	r 11.3	r 20.8	41.1	r 11.9	r 7.2	r 5.5	r 19.0	r 14.2
Russian Federation	922	5,472.3	r 1,323.9	r 1,534.0	r 1,607.6	r 1,871.1	r 1,768.3	5,887.0	r 2,227.6	r 1,677.4	r 2,182.0	r 2,121.1	r 2,805.3
Tajikistan	923	16.0	r 1.1	r 1.7	r 2.0	r 1.7	r 1.5	0.9	r 0.7	r 0.3	r 0.2	r 1.9	r 4.5
Turkmenistan	925	136.0	r 12.9	r 16.0	r 35.8	r 18.3	r 13.6	34.4	r 1.6	r 1.0	r 1.1	r 0.5	r 1.5
Ukraine	926	800.8	r 301.3	r 189.3	r 212.1	r 261.3	r 330.4	514.8	r 97.6	r 131.5	r 132.7	r 98.7	r 129.0
Uzbekistan	927	241.9	r 20.7	r 26.9	r 25.6	r 18.1	r 31.5	64.6	r 18.4	r 18.8	r 0.4	r 11.8	r 0.7
Europe n.s.	884	258.7	r 63.8	r 52.6	r 64.5	r 81.5	r 77.2	8.7	r 4.9	r 4.3	r 5.7	r 5.2	r 4.2
Mid East, N Africa, Pak	440	33,420.0	8,186.3	8,420.1	8,156.5	10,977.0	8,575.4	21,324.1	6,053.0	6,833.4	6,002.8	7,397.1	7,948.3
Afghanistan, I.R. of	512	23.4	r 4.7	r 6.4	r 5.6	r 7.3	r 5.7	3.7	r 0.4	r 0.4	r 0.2	r 0.7	r 0.3
Algeria	612	5,655.7	r 1,216.0	r 1,559.5	r 1,350.1	r 1,512.1	r 1,363.2	3,308.3	r 928.0	r 926.0	r 811.1	r 1,173.8	r 1,269.3
Bahrain, Kingdom of	419	139.7	r 33.8	r 40.4	r 82.8	r 152.8	r 77.6	91.0	r 42.9	r 42.6	r 15.4	r 135.6	r 68.9
Djibouti	611	95.9	r 22.9	r 22.2	r 20.2	r 26.7	r 25.4	3.2	r 0.0	r 0.3	r 1.2	r 0.3	r 0.1
Egypt	469	2,988.1	r 710.1	r 567.7	r 953.3	r 1,017.8	r 443.6	474.0	r 160.2	r 154.0	r 149.0	r 156.4	r 162.8
Iran, I.R. of	429	794.9	r 491.3	r 334.0	r 346.0	r 522.2	r 305.4	1,512.0	r 657.0	r 690.5	r 759.6	r 475.6	r 680.2
Iraq	433	348.5	r 78.1	r 92.6	r 86.9	r 118.8	r 86.3	177.6	r 90.4	r 46.5	r 0.2	r 0.4	r 69.2
Jordan	439	375.5	r 77.8	r 64.9	r 56.4	r 94.9	r 82.1	34.1	r 2.1	r 3.6	r 3.7	r 5.2	r 5.3
Kuwait	443	474.1	r 137.7	r 103.0	r 124.6	r 168.9	r 202.0	427.4	r 88.4	r 68.0	r 49.6	r 169.3	r 68.3
Lebanon	446	986.4	r 181.4	r 201.9	r 213.0	r 235.5	r 217.4	50.7	r 10.7	r 14.9	r 12.8	r 15.1	r 18.6
Libya	672	194.2	r 30.0	r 32.1	r 65.7	r 56.7	r 33.6	556.1	r 265.3	r 306.2	r 443.1	r 566.3	r 538.4
Mauritania	682	163.8	r 36.2	r 49.3	r 43.2	r 77.3	r 47.0	42.7	r 15.7	r 8.6	r 6.2	r 6.3	r 14.9

France (132)

In Millions of U.S. Dollars

		Exports (FOB)						Imports (CIF)					
		2016	2017Q1	2017Q2	2017Q3	2017Q4	2018Q1	2016	2017Q1	2017Q2	2017Q3	2017Q4	2018Q1
Morocco	686	4,836.6	r 1,102.7	r 1,119.3	r 1,087.3	r 1,523.1	r 1,393.1	4,166.3	r 1,311.2	r 1,322.5	r 962.9	r 1,424.2	r 1,497.9
Oman	449	380.1	r 142.7	r 56.8	r 120.0	r 103.5	r 75.7	24.9	r 3.5	r 4.6	r 4.0	r 12.4	r 33.8
Pakistan	564	670.5	r 216.8	r 163.6	r 117.3	r 140.1	r 144.4	481.0	r 121.7	r 127.8	r 145.5	r 128.9	r 145.3
Qatar	453	2,027.1	r 305.3	r 655.0	r 174.7	r 1,178.3	r 528.3	270.7	r 165.7	r 215.7	r 99.2	r 259.6	r 60.6
Saudi Arabia	456	5,124.9	r 1,396.0	r 1,437.5	r 1,355.9	r 1,879.6	r 1,466.2	4,049.1	r 879.6	r 1,345.4	r 1,048.5	r 1,261.1	r 1,524.1
Somalia	726	11.9	r 13.8	r 15.3	r 13.6	r 11.9	r 4.1	11.0	r 2.5	r 1.8	r 1.5	r 4.8	r 2.4
Sudan	732	92.6	r 29.1	r 22.8	r 18.2	r 23.1	r 19.4	55.0	r 11.1	r 16.8	r 20.5	r 12.9	r 14.3
Syrian Arab Republic	463	32.9	r 8.6	r 10.5	r 10.2	r 25.7	r 33.7	3.8	r 1.2	r 1.0	r 0.7	r 1.2	r 0.9
Tunisia	744	3,604.6	r 947.1	r 899.2	r 866.2	r 1,006.5	r 1,085.1	4,424.1	r 1,077.4	r 1,167.3	r 1,061.6	r 1,330.4	r 1,453.8
United Arab Emirates	466	4,272.6	r 979.2	r 937.2	r 1,013.6	r 1,073.9	r 921.3	1,154.4	r 217.4	r 368.3	r 405.9	r 254.8	r 317.7
West Bank and Gaza	487	18.9	r 4.1	r 3.5	r 3.9	r 4.6	r 3.9	2.3	r 0.5	r 0.7	r 0.1	r 1.8	r 0.9
Yemen, Republic of	474	107.1	r 20.7	r 25.3	r 27.9	r 15.6	r 10.8	0.7	r 0.3	r 0.1	r 0.4	r 0.1	r 0.2
Sub-Saharan Africa	603	12,191.5	3,064.2	3,078.0	2,616.3	3,263.4	2,841.4	7,580.9	1,837.6	1,992.4	1,993.4	2,172.3	2,507.9
Angola	614	285.2	r 68.0	r 65.6	r 111.2	r 99.9	r 108.7	1,034.9	r 77.4	r 121.4	r 2.0	r 170.5	r 160.2
Benin	638	237.1	r 41.4	r 52.4	r 54.0	r 59.4	r 56.7	3.7	r 0.7	r 0.9	r 0.7	r 0.9	r 0.9
Botswana	616	40.0	r 2.1	r 2.6	r 1.9	r 5.5	r 3.0	1.0	r 0.1	r 0.1	r 0.0	r 0.2	r 0.6
Burkina Faso	748	259.0	r 68.7	r 63.5	r 70.9	r 80.3	r 78.4	13.9	r 4.3	r 4.6	r 4.3	r 4.5	r 4.1
Burundi	618	24.1	r 1.9	r 1.3	r 3.0	r 5.1	r 3.5	2.6	r 0.4	r 0.2	r 0.4	r 0.7	r 0.4
Cabo Verde	624	40.7	r 5.9	r 3.7	r 8.5	r 11.6	r 7.5	0.3	r 0.0	r 0.2	r 0.4	r 0.2	r 0.0
Cameroon	622	719.4	r 136.7	r 147.3	r 146.6	r 178.7	r 134.1	255.4	r 124.9	r 92.2	r 135.4	r 146.4	r 107.9
Central African Rep.	626	42.2	r 7.9	r 7.4	r 8.9	r 8.4	r 10.1	6.2	r 0.8	r 0.8	r 0.7	r 1.1	r 1.5
Chad	628	121.5	r 20.5	r 19.9	r 24.7	r 33.6	r 20.6	101.4	r 3.1	r 1.6	r 3.2	r 2.8	r 1.7
Comoros	632	44.8	r 7.8	r 11.1	r 8.3	r 8.5	r 10.6	9.3	r 3.2	r 2.2	r 4.8	r 4.8	r 8.0
Congo, Dem. Rep. of	636	260.7	r 34.4	r 49.4	r 31.3	r 27.8	r 29.3	16.2	r 2.2	r 7.2	r 2.5	r 3.7	r 3.4
Congo, Republic of	634	577.7	r 112.4	r 89.3	r 85.2	r 85.1	r 93.3	39.6	r 7.5	r 4.5	r 6.8	r 11.1	r 7.6
Côte d'Ivoire	662	1,191.4	r 251.1	r 337.2	r 377.2	r 372.8	r 336.8	732.5	r 202.9	r 192.5	r 181.4	r 218.6	r 222.7
Equatorial Guinea	642	47.6	r 9.7	r 8.1	r 8.3	r 7.2	r 6.6	50.1	r 110.6	r 0.8	r 16.4	r 31.8	r 10.5
Eritrea	643	3.2	r 0.2	r 0.5	r 0.3	r 2.0	r 2.3	2.2	r 0.0	r 0.0	r 0.0	r 0.0
Ethiopia	644	484.1	r 318.8	r 359.5	r 46.8	r 199.2	r 184.4	45.2	r 9.0	r 10.3	r 11.6	r 9.9	r 9.8
Gabon	646	524.2	r 123.9	r 122.2	r 121.3	r 121.4	r 133.8	169.7	r 36.6	r 19.6	r 32.3	r 38.5	r 43.9
Gambia, The	648	9.4	r 1.5	r 2.5	r 2.2	r 2.3	r 2.7	6.0	r 0.0	r 0.0	r 0.0	r 0.1
Ghana	652	305.2	r 44.9	r 52.5	r 66.6	r 95.3	r 62.8	290.7	r 56.6	r 56.5	r 151.3	r 64.4	r 138.4
Guinea	656	159.5	r 61.3	r 37.2	r 48.3	r 45.7	r 70.1	145.6	r 32.9	r 27.2	r 21.8	r 17.9	r 26.2
Guinea-Bissau	654	5.4	r 0.5	r 0.7	r 1.2	r 1.5	r 1.0	0.0	r 0.0	r 0.0	r 3.1	r 0.0
Kenya	664	168.7	r 38.3	r 52.7	r 47.8	r 55.8	r 47.0	79.2	r 18.3	r 22.7	r 28.9	r 23.5	r 22.6
Lesotho	666	0.6	r 0.0	r 0.0	r 0.2	r 0.1	r 0.2	0.0	r 0.0	r 0.0	r 0.0
Liberia	668	24.1	r 3.0	r 2.5	r 2.2	r 2.0	r 2.2	24.2	r 4.0	r 4.5	r 3.7	r 6.5	r 25.1
Madagascar	674	355.8	r 86.4	r 94.2	r 97.9	r 122.3	r 119.6	496.6	r 165.3	r 152.8	r 133.7	r 236.7	r 202.9
Malawi	676	18.7	r 1.6	r 2.9	r 1.3	r 7.5	r 6.9	0.9	r 0.1	r 0.1	r 0.3	r 0.8	r 0.3
Mali	678	407.4	r 99.4	r 88.2	r 86.8	r 99.0	r 94.7	12.3	r 1.8	r 4.2	r 2.1	r 1.2	r 2.2
Mauritius	684	386.8	r 90.6	r 98.9	r 105.0	r 347.7	r 124.1	280.0	r 65.4	r 89.3	r 75.6	r 78.5	r 68.0
Mozambique	688	158.8	r 11.0	r 4.6	r 8.5	r 5.9	r 6.9	69.3	r 32.8	r 32.1	r 36.1	r 18.0	r 36.3
Namibia	728	9.7	r 5.9	r 2.0	r 1.7	r 3.4	r 1.6	136.8	r 36.6	r 42.7	r 13.6	r 13.4	r 6.3
Niger	692	143.4	r 64.5	r 29.5	r 29.8	r 48.4	r 43.5	240.8	r 53.5	r 170.0	r 12.9	r 25.8	r 0.5
Nigeria	694	1,294.6	r 418.7	r 338.1	r 220.6	r 230.6	r 190.1	2,338.2	r 530.3	r 654.3	r 816.4	r 787.6	r 1,130.0
Rwanda	714	259.8	r 3.3	r 4.3	r 5.2	r 9.3	r 4.7	3.8	r 0.7	r 0.9	r 1.0	r 0.9	r 1.2
São Tomé & Príncipe	716	1.3	r 0.2	r 1.9	r 1.0	r 0.5	r 0.6	0.8	r 0.0	r 0.2	r 0.3	r 0.4	r 0.5
Senegal	722	841.0	r 205.0	r 219.0	r 200.9	r 231.2	r 246.3	72.5	r 26.2	r 23.5	r 16.4	r 17.9	r 29.0
Seychelles	718	67.5	r 14.8	r 16.0	r 24.0	r 26.3	r 14.2	108.9	r 30.4	r 32.2	r 38.2	r 23.5	r 26.0
Sierra Leone	724	42.5	r 7.9	r 3.0	r 4.3	r 7.1	r 3.0	7.8	r 0.7	r 5.5	r 0.2	r 1.3	r 0.1
South Africa	199	2,059.6	r 515.3	r 543.7	r 463.3	r 502.7	r 479.0	674.9	r 151.4	r 193.1	r 201.6	r 167.2	r 176.3
South Sudan, Rep. of	733	2.1	r 0.1	r 0.4	r 0.5	r 0.5	r 0.2	0.0	r 0.0	r 0.1	r 0.0
Swaziland	734	3.5	r 0.5	r 0.8	r 0.5	r 0.8	r 0.7	10.1	r 1.9	r 2.2	r 1.9	r 2.1	r 2.5
Tanzania	738	142.3	r 12.9	r 11.2	r 16.4	r 19.9	r 18.2	37.5	r 13.5	r 5.8	r 10.6	r 11.4	r 4.1
Togo	742	327.7	r 150.0	r 80.9	r 48.7	r 57.6	r 57.7	13.3	r 5.9	r 3.7	r 3.8	r 3.1	r 6.7
Uganda	746	52.8	r 5.6	r 41.0	r 8.0	r 12.4	r 8.1	11.2	r 3.6	r 2.7	r 3.1	r 3.2	r 2.3
Zambia	754	21.5	r 5.5	r 3.9	r 8.1	r 9.8	r 9.2	10.3	r 7.8	r 4.0	r 2.5	r 1.1	r 1.0
Zimbabwe	698	19.0	r 4.1	r 4.5	r 6.9	r 11.6	r 6.3	24.9	r 14.3	r 3.2	r 14.6	r 17.2	r 16.0
Africa n.s.	799	0.1	r 0.0	r 0.0	r 0.0	0.3	r 0.0	r 0.0	r 0.0

France (132)

In Millions of U.S. Dollars

		Exports (FOB)						Imports (CIF)					
		2016	2017Q1	2017Q2	2017Q3	2017Q4	2018Q1	2016	2017Q1	2017Q2	2017Q3	2017Q4	2018Q1
Western Hemisphere	205	14,184.2	3,067.6	3,418.7	3,425.2	3,915.9	3,729.2	7,552.9	1,798.9	2,004.8	2,105.9	1,871.2	2,045.7
Anguilla	312	1.7	r 0.4	r 15.5	r 0.7	r 0.2	r 0.1	0.0	r 0.0	r 0.0	r 0.0	r 0.0	r 0.0
Antigua and Barbuda	311	27.1	r 2.6	r 4.3	r 1.2	r 3.0	r 3.1	0.4	r 0.3	r 0.1	r 0.0	r 0.4	r 0.5
Argentina	213	1,272.0	r 254.0	r 275.8	r 308.0	r 259.3	r 279.5	376.6	r 68.7	r 77.1	r 73.6	r 117.6	r 80.4
Aruba	314	10.0	r 2.2	r 2.6	r 1.9	r 2.6	r 2.5	0.9	r 0.0	r 0.2	r 0.0	r 0.1	r 0.1
Bahamas, The	313	94.8	r 24.3	r 27.7	r 7.4	r 9.8	r 7.2	18.9	r 1.6	r 0.0	r 11.6	r 4.7	r 12.4
Barbados	316	24.2	r 5.5	r 5.0	r 5.3	r 4.8	r 3.0	5.2	r 1.2	r 1.4	r 2.4	r 1.3	r 1.4
Belize	339	1.4	r 0.3	r 0.3	r 0.3	r 0.8	r 0.7	0.4	r 0.1	r 0.2	r 0.0	r 0.4	r 0.2
Bermuda	319	8.2	r 3.3	r 2.3	r 2.0	r 2.1	r 4.8	0.3	r 0.1	r 0.0	r 0.1	r 0.0	r 0.0
Bolivia	218	112.6	r 9.8	r 30.6	r 12.3	r 41.7	r 16.9	29.9	r 6.7	r 5.0	r 6.3	r 4.9	r 7.2
Brazil	223	5,022.3	r 1,234.7	r 1,241.6	r 1,153.8	r 1,382.8	r 1,519.1	2,535.1	r 694.8	r 719.0	r 735.0	r 670.0	r 770.0
Chile	228	888.4	r 214.3	r 246.0	r 329.3	r 355.6	r 264.4	843.8	r 223.9	r 286.2	r 244.3	r 237.8	r 268.6
Colombia	233	696.1	r 124.5	r 139.1	r 146.7	r 161.1	r 229.6	271.9	r 62.9	r 92.9	r 112.6	r 103.3	r 111.9
Costa Rica	238	66.5	r 14.2	r 15.7	r 17.9	r 21.4	r 16.2	84.7	r 18.1	r 21.7	r 17.8	r 19.2	r 20.2
Curacao	354	11.7	r 2.7	r 2.2	r 3.8	r 3.2	r 3.3	15.5	r 0.1	r 0.3	r 0.1	r 0.2	r 0.3
Dominica	321	3.9	r 0.3	r 0.3	r 2.6	r 1.3	r 1.6	1.1	r 0.2	r 0.1	r 0.1	r 0.1	r 0.1
Dominican Republic	243	159.9	r 35.1	r 33.4	r 40.2	r 62.8	r 38.6	41.6	r 8.4	r 9.8	r 6.9	r 11.5	r 8.1
Ecuador	248	131.6	r 26.4	r 28.9	r 28.1	r 38.4	r 37.7	303.9	r 78.2	r 84.2	r 78.2	r 81.5	r 67.1
El Salvador	253	27.2	r 6.4	r 6.2	r 7.7	r 5.7	r 4.9	13.1	r 1.3	r 3.0	r 5.0	r 2.3	r 1.3
Falkland Islands	323	0.3	r 0.0	r 0.0	r 0.0	r 0.1	0.0	r 0.0	r 0.0
Greenland	326	1.3	r 0.3	r 0.3	r 7.6	r 0.5	r 0.5	0.0	r 0.0	r 0.0	r 0.0	r 0.0	r 0.1
Grenada	328	2.9	r 0.4	r 0.5	r 1.2	r 1.4	r 1.7	1.5	r 0.3	r 0.4	r 0.4	r 0.2	r 0.3
Guatemala	258	62.4	r 15.6	r 12.8	r 16.8	r 16.3	r 18.4	35.3	r 7.2	r 10.6	r 12.6	r 11.3	r 8.5
Guyana	336	3.5	r 0.7	r 1.4	r 0.7	r 1.2	r 0.5	12.5	r 3.1	r 2.1	r 2.4	r 1.8	r 2.1
Haiti	263	48.2	r 10.5	r 14.3	r 12.7	r 21.4	r 15.0	12.3	r 4.9	r 4.3	r 7.6	r 3.1	r 6.8
Honduras	268	18.0	r 4.3	r 4.4	r 7.3	r 9.1	r 5.4	75.3	r 18.4	r 19.8	r 20.5	r 20.1	r 23.3
Jamaica	343	24.8	r 6.2	r 12.0	r 6.0	r 31.7	r 13.8	10.9	r 3.2	r 13.6	r 1.6	r 10.9	r 18.1
Mexico	273	4,131.2	r 781.2	r 1,009.6	r 1,020.3	r 1,136.3	r 952.9	1,907.4	r 406.1	r 416.8	r 448.8	r 372.4	r 400.0
Montserrat	351	0.5	r 0.0	r 0.0	r 0.0	r 0.0	0.8	r 0.3	r 0.2	r 0.3	r 0.2	r 0.1
Nicaragua	278	11.5	r 2.9	r 2.6	r 3.2	r 2.9	r 3.4	33.6	r 5.3	r 8.0	r 10.6	r 6.8	r 12.0
Panama	283	319.2	r 96.8	r 99.9	r 83.3	r 93.5	r 77.8	15.9	r 2.0	r 2.1	r 3.4	r 2.6	r 2.2
Paraguay	288	61.6	r 18.9	r 13.6	r 14.0	r 17.8	r 18.7	27.4	r 1.4	r 1.9	r 9.4	r 2.2	r 2.9
Peru	293	351.4	r 53.9	r 75.2	r 66.7	r 79.4	r 64.6	311.6	r 68.2	r 105.9	r 72.0	r 66.2	r 89.4
Sint Maarten	352	33.8	r 8.2	r 7.9	r 5.8	r 10.4	r 6.8	2.1	r 0.4	r 0.5	r 0.8	r 1.2	r 0.5
St. Kitts and Nevis	361	1.0	r 0.2	r 0.5	r 0.2	r 1.3	r 0.6	0.2	r 0.0	r 0.0	r 0.0	r 0.0	r 0.0
St. Lucia	362	11.0	r 1.5	r 2.6	r 3.2	r 2.4	r 2.8	1.3	r 0.1	r 0.2	r 0.2	r 0.4	r 4.4
St. Vincent & Grens.	364	11.4	r 0.8	r 0.6	r 0.6	r 1.3	r 1.4	111.5	r 0.1	r 0.6	r 103.4	r 0.2	r 0.0
Suriname	366	10.5	r 3.5	r 3.8	r 2.4	r 3.6	r 4.1	38.3	r 1.8	r 2.7	r 2.5	r 2.2	r 3.0
Trinidad and Tobago	369	33.3	r 15.5	r 5.3	r 6.6	r 8.4	r 7.8	195.0	r 56.0	r 83.8	r 66.0	r 83.0	r 78.3
Uruguay	298	142.6	r 36.7	r 42.9	r 52.9	r 54.8	r 52.3	93.6	r 17.9	r 18.6	r 13.3	r 13.9	r 25.1
Venezuela, Rep. Bol.	299	240.2	r 32.2	r 10.3	r 11.6	r 9.0	r 12.4	66.5	r 21.5	r 10.0	r 29.5	r 9.0	r 16.8
Western Hem. n.s.	399	103.8	r 16.1	r 20.8	r 32.9	r 56.4	r 35.1	56.5	r 13.8	r 1.5	r 6.8	r 8.3	r 2.0
Other Countries n.i.e	910	144.9	46.6	52.5	56.6	45.2	67.9	19.2	6.4	5.7	8.7	4.3	3.8
Cuba	928	142.7	r 46.5	r 51.0	r 56.5	r 45.0	r 66.9	18.8	r 6.3	r 5.7	r 8.6	r 4.3	r 3.8
Korea, Dem. People's Rep.	954	2.2	r 0.1	r 1.5	r 0.2	r 0.2	r 0.9	0.3	r 0.1	r 0.0	r 0.1	r 0.1
Special Categories	899	1,743.9	r 407.7	r 512.1	r 619.1	r 477.9	r 665.6	12.3	r 0.9	r 0.7	r 0.2	r 0.0
Countries & Areas n.s.	898	659.2	r 418.8	r 208.9	r 344.8	r 396.0	r 626.0	6,753.1	r 950.9	r 239.7	r 490.3	r 465.8	r 229.3
Memorandum Items													
Africa	605	26,650.4	6,431.8	6,765.3	6,014.6	7,443.5	6,778.5	19,591.6	5,183.6	5,435.8	4,858.5	6,124.9	6,760.6
Middle East	405	18,265.1	4,597.0	4,562.4	4,634.7	6,648.9	4,487.9	8,828.8	2,585.0	3,261.8	2,992.1	3,314.9	3,550.0
European Union	998	298,010.7	75,761.6	77,752.7	76,298.4	84,301.2	91,327.5	395,318.0	104,557.1	105,547.6	106,272.3	119,013.7	123,593.5
Export earnings: fuel	080	29,866.8	7,228.9	7,796.5	7,304.1	9,644.7	7,838.4	25,757.2	8,013.8	7,774.7	7,907.9	9,039.0	10,303.2
Export earnings: nonfuel	092	471,566.9	117,586.9	124,258.0	123,647.8	137,582.5	141,894.1	546,172.2	142,899.0	143,482.2	145,548.6	159,351.1	165,490.2

French Territories: French Polynesia (887)

In Millions of U.S. Dollars

		Exports (FOB)						Imports (CIF)					
		2016	2017Q1	2017Q2	2017Q3	2017Q4	2018Q1	2016	2017Q1	2017Q2	2017Q3	2017Q4	2018Q1
IFS World	
World	001	149.4	39.3	36.9	51.6	43.9	42.9	1,485.9	366.0	408.5	421.7	411.1	383.0
Advanced Economies	110	114.3	31.5	27.7	39.6	35.9	33.4	1,238.5	305.0	334.9	341.8	333.7	303.7
Euro Area	163	21.7	4.1	4.4	7.6	6.9	5.8	611.0	141.3	166.2	152.8	175.5	166.3
Austria	122	0.0	r 0.0	r 0.0	r 0.0	r 0.0	r 0.0	1.4	r 0.6	r 0.4	r 0.8	r 0.7	r 1.1
Belgium	124	0.3	r 0.1	r 0.0	r 0.0	r 0.0	r 0.2	26.4	r 5.4	r 5.3	r 6.2	r 5.1	r 6.5
Cyprus	423	0.3	r 0.1	r 0.1	r 0.1	r 0.1	r 0.1
Estonia	939	0.0	0.2
Finland	172	0.0	r 0.0	r 0.0	r 0.0	r 0.0	r 0.0	1.1	r 0.6	r 0.2	r 0.3	r 0.4	r 1.3
France	132	20.0	r 3.7	r 4.0	r 7.0	r 6.6	r 5.2	424.6	r 98.9	r 120.9	r 101.1	r 128.0	r 115.2
Germany	134	0.9	r 0.2	r 0.2	r 0.3	r 0.2	r 0.2	54.8	r 11.7	r 12.8	r 15.5	r 12.6	r 13.3
Greece	174	0.3	r 0.0	r 0.1	r 0.0	r 0.1	r 0.0
Ireland	178	r 0.0	r 0.0	r 0.0	r 0.0	3.1	r 0.8	r 0.9	r 0.8	r 0.7	r 0.6
Italy	136	0.1	r 0.0	r 0.0	r 0.0	r 0.0	r 0.0	39.6	r 9.5	r 10.3	r 10.5	r 10.6	r 13.1
Lithuania	946	0.0	r 0.0	r 0.0	r 0.0	r 0.0	0.4	r 0.1	r 0.1	r 0.1	r 0.1	r 0.1
Luxembourg	137	0.0	r 0.0	r 0.0	r 0.0	r 0.0	0.2	r 0.0	r 0.0	r 0.0	r 0.0	r 0.0
Malta	181	0.0	0.3	r 0.1	r 0.1	r 0.1	r 0.1	r 0.1
Netherlands	138	0.3	r 0.0	r 0.0	r 0.0	r 0.0	r 0.1	24.1	r 5.7	r 5.9	r 8.3	r 7.3	r 5.8
Portugal	182	0.0	3.0	r 1.1	r 1.1	r 1.3	r 1.7	r 1.1
Slovak Republic	936	0.0	r 0.0	r 0.0	0.3	r 0.0	r 0.1	r 0.1	r 0.1	r 0.0
Slovenia	961	r 0.0	r 0.0	0.2	r 0.1	r 0.2	r 0.1	r 0.2	r 0.2
Spain	184	0.1	r 0.0	r 0.1	r 0.2	r 0.1	r 0.1	30.8	r 6.8	r 7.7	r 7.6	r 7.9	r 7.8
Australia	193	0.4	r 0.2	r 0.1	r 0.1	r 0.1	r 0.1	32.6	r 11.9	r 12.2	r 12.3	r 10.8	r 12.1
Canada	156	0.6	r 0.2	r 0.1	r 0.2	r 0.2	r 0.2	5.0	r 1.9	r 1.3	r 1.9	r 2.3	r 2.5
China,P.R.: Hong Kong	532	32.8	r 9.0	r 9.2	r 9.3	r 9.5	r 9.6	7.8	r 1.9	r 1.9	r 1.9	r 1.9	r 1.9
Czech Republic	935	2.1	r 0.5	r 0.6	r 0.5	r 0.6	r 0.6
Denmark	128	3.4	r 0.8	r 0.8	r 0.8	r 1.0	r 1.1	4.6	r 1.0	r 1.2	r 0.9	r 1.0	r 1.4
Israel	436	0.8	r 0.2	r 0.2	r 0.2	r 0.2	r 0.2
Japan	158	33.5	r 6.9	r 7.8	r 11.9	r 13.0	r 8.4	33.8	r 5.7	r 8.6	r 10.2	r 9.6	r 7.7
Korea, Republic of	542	0.7	r 0.4	r 0.1	r 0.1	r 0.1	r 0.2	159.3	r 58.5	r 36.4	r 68.9	r 31.6	r 8.5
New Zealand	196	1.5	r 0.4	r 0.5	r 0.3	r 0.7	r 0.4	115.6	r 23.6	r 27.4	r 28.6	r 29.2	r 34.4
Norway	142	0.0	r 0.0	r 0.0	r 0.0	r 0.0	r 0.0	2.5	r 1.0	r 0.6	r 0.6	r 0.7	r 0.7
Singapore	576	0.1	r 0.0	r 0.1	r 0.0	r 0.0	r 0.0	87.2	r 11.1	r 21.3	r 17.2	r 17.7	r 22.6
Sweden	144	0.1	r 0.0	r 0.1	r 0.2	r 0.0	r 0.0	7.8	r 1.6	r 1.0	r 0.7	r 0.7	r 1.0
Switzerland	146	0.1	r 0.0	r 0.0	r 0.1	r 0.1	r 0.0	14.6	r 4.0	r 2.0	r 1.7	r 6.5	r 2.5
Taiwan Prov.of China	528	e 0.2	e 0.0	e 0.0	e 0.0	e 0.0	e 0.0	e 1.6	e 0.4	e 0.5	e 0.5	e 0.6	e 0.5
United Kingdom	112	0.2	r 0.0	r 0.0	r 0.1	r 0.1	r 0.1	18.5	r 5.5	r 4.1	r 4.3	r 5.0	r 5.4
United States	111	19.0	r 9.6	r 4.5	r 8.9	r 4.4	r 7.4	133.8	r 34.7	r 49.5	r 38.5	r 39.7	r 35.1
Emerg. & Dev. Economies	200	35.0	7.8	9.2	11.9	8.0	9.5	246.6	60.8	73.4	79.7	77.2	79.0
Emerg. & Dev. Asia	505	9.1	1.9	2.7	2.2	2.2	2.3	189.4	46.7	57.1	63.4	60.5	59.2
American Samoa	859	0.3	r 0.1	r 0.1	r 0.1	r 0.1	r 0.1
Bangladesh	513	1.1	r 0.3	r 0.3	r 0.3	r 0.2	r 0.2
Cambodia	522	0.4	r 0.1	r 0.1	r 0.1	r 0.1	r 0.1
China,P.R.: Mainland	924	4.3	r 0.7	r 1.7	r 0.8	r 0.8	r 0.9	106.2	r 23.9	r 25.8	r 34.4	r 32.9	r 26.4
Fiji	819	0.0	r 0.0	r 0.0	r 0.0	r 0.0	r 0.0	3.7	r 0.9	r 1.1	r 1.0	r 1.2	r 1.1
F.T. New Caledonia	839	2.0	r 0.5	r 0.5	r 0.6	r 0.5	r 0.5	1.1	r 0.3	r 0.3	r 0.3	r 0.3	r 0.3
India	534	0.0	r 0.0	r 0.0	r 0.1	r 0.0	7.6	r 2.1	r 3.7	r 4.3	r 3.6	r 1.4
Indonesia	536	0.4	r 0.1	r 0.0	r 0.0	r 0.0	r 0.0	13.7	r 2.9	r 4.2	r 3.2	r 4.1	r 4.1
Malaysia	548	0.0	r 0.0	r 0.0	r 0.0	r 0.0	r 0.0	2.5
Philippines	566	r 0.0	r 0.0	r 0.0	r 0.0	1.3	r 0.1	r 0.0	r 0.0	r 0.0	r 0.0
Sri Lanka	524	0.0	r 0.0	r 0.0	r 0.0	r 0.0	r 0.0	1.4	r 0.3	r 0.4	r 0.4	r 0.4	r 0.4
Thailand	578	0.1	r 0.0	r 0.0	r 0.0	r 0.0	r 0.1	32.4	r 11.5	r 15.9	r 14.7	r 12.4	r 20.1
Vanuatu	846	0.1	r 0.0	r 0.0	r 0.1	r 0.0	r 0.0	0.0	r 0.0	r 0.0	r 0.0	r 0.0	r 0.0
Vietnam	582	1.6	r 0.4	r 0.4	r 0.6	r 0.5	r 0.5	8.1	r 1.9	r 2.3	r 2.1	r 2.4	r 2.2
Asia n.s.	598	9.8	r 2.3	r 2.8	r 2.6	r 2.9	r 2.8
Europe	170	25.7	5.7	6.3	9.6	5.7	6.3	20.8	5.4	6.6	6.0	6.6	9.2
Emerg. & Dev. Europe	903	0.1	0.0	0.0	0.0	0.0	0.0	20.7	5.4	6.5	6.0	6.6	9.1
Albania	914	0.1	r 0.0	r 0.0	r 0.0	r 0.0	r 0.0
Croatia	960	0.1	r 0.0	r 0.0	r 0.0	r 0.0	r 0.0	0.0	r 0.0	r 0.0	r 0.0	r 0.0	r 0.0
Hungary	944	0.0	r 0.0	r 0.0	r 0.0	r 0.0	r 0.0	3.1	r 0.7	r 0.8	r 1.0	r 1.0	r 1.1

French Territories: French Polynesia (887)

In Millions of U.S. Dollars

		Exports (FOB)						Imports (CIF)					
		2016	2017Q1	2017Q2	2017Q3	2017Q4	2018Q1	2016	2017Q1	2017Q2	2017Q3	2017Q4	2018Q1
Poland	964	0.0	r 0.0	r 0.0	r 0.0	r 0.0	4.5	r 1.2	r 1.2	r 1.5	r 1.1	r 1.3
Romania	968	0.0	r 0.0	4.4	r 1.4	r 2.2	r 1.0	r 1.9	r 3.7
Serbia, Republic of	942	0.0	r 0.0	r 0.1	r 0.0	r 0.0
Turkey	186	0.0	r 0.0	r 0.0	r 0.0	r 0.0	8.6	r 2.0	r 2.2	r 2.3	r 2.5	r 3.0
CIS	901	25.6	5.7	6.3	9.6	5.7	6.3	0.0	0.0	0.0	0.0	0.0	0.0
Kyrgyz Republic	917	e 25.6	e 5.7	e 6.3	e 9.6	e 5.7	e 6.3
Mid East, N Africa, Pak	440	0.1	0.0	0.0	0.0	0.0	0.0	3.9	1.1	1.2	0.9	0.9	1.2
Algeria	612	0.3	r 0.1	r 0.0	r 0.0	r 0.0	r 0.0
Egypt	469	0.1	r 0.0	r 0.0	r 0.0	r 0.0	r 0.0
Lebanon	446	0.2	r 0.0	r 0.0	r 0.0	r 0.0	r 0.0
Morocco	686	r 0.0	r 0.0	0.6	r 0.2	r 0.2	r 0.1	r 0.2	r 0.3
Pakistan	564	r 0.0	r 0.0	0.8	r 0.3	r 0.3	r 0.2	r 0.2	r 0.5
Saudi Arabia	456	0.1	r 0.0	r 0.0	r 0.0	r 0.0	r 0.0
Tunisia	744	0.0	r 0.0	r 0.0	1.4	r 0.3	r 0.5	r 0.4	r 0.3	r 0.3
United Arab Emirates	466	0.0	r 0.0	r 0.0	r 0.0	r 0.0	r 0.0	0.4	r 0.1	r 0.1	r 0.1	r 0.1	r 0.1
Sub-Saharan Africa	603	0.1	0.0	0.0	0.0	0.0	0.0	15.7	4.0	3.6	4.0	3.8	3.7
Côte d'Ivoire	662	0.0	r 0.0	r 0.0	r 0.0	r 0.0	r 0.0	0.1	r 0.0	r 0.0	r 0.0	r 0.0	r 0.0
Ethiopia	644	0.1	r 0.0	r 0.0	r 0.0	r 0.0	r 0.0
Madagascar	674	0.1	r 0.0	r 0.0	r 0.0	r 0.0	r 0.0
Senegal	722	0.1	r 0.0	r 0.0	r 0.0	r 0.0	r 0.0
Seychelles	718	0.1	r 0.0	r 0.0	r 0.0	r 0.0	r 0.0
South Africa	199	0.0	r 0.0	r 0.0	15.0	r 3.8	r 3.4	r 3.8	r 3.6	r 3.5
Western Hemisphere	205	0.2	0.2	0.1	0.0	0.0	0.9	16.8	3.6	5.0	5.4	5.4	5.8
Argentina	213	0.0	r 0.0	r 0.0	r 0.0	r 0.0	r 0.0	3.8	r 1.0	r 1.0	r 1.0	r 1.0	r 1.0
Brazil	223	0.0	r 0.0	r 0.0	r 0.0	2.6	r 0.3	r 0.9	r 0.3	r 0.3	r 0.5
Chile	228	0.1	r 0.0	r 0.0	r 0.0	r 0.0	r 0.0	1.9	r 0.5	r 0.8	r 0.3	r 0.3	r 0.4
Colombia	233	0.6	r 0.2	r 0.2	r 0.2	r 0.1	r 0.2
Costa Rica	238	0.0	r 0.1	r 0.1	r 0.0	r 0.0	r 0.0	0.1	r 0.0	r 0.0	r 0.0	r 0.0	r 0.0
Dominican Republic	243	0.1	r 0.0	r 0.0	r 0.0	r 0.0	r 0.0
Ecuador	248	0.1	r 0.0	r 0.0	r 0.0
El Salvador	253	0.1	r 0.0	r 0.0
Guatemala	258	0.1	r 0.0	r 0.0	r 0.0	r 0.0	r 0.0
Guyana	336	0.6	r 0.2	r 0.2	r 0.2	r 0.2	r 0.2
Honduras	268	0.1	r 0.0	r 0.0	r 0.0	r 0.0	r 0.0
Mexico	273	0.0	r 0.0	r 0.0	r 0.0	r 0.0	r 0.0	0.4	r 0.0	r 0.3	r 0.1	r 0.1	r 0.1
Peru	293	0.0	r 0.0	r 0.0	r 0.0	0.3	r 0.1	r 0.1	r 0.1	r 0.1	r 0.1
Uruguay	298	r 0.8	6.0	r 1.1	r 1.4	r 3.1	r 3.1	r 3.1
Other Countries n.i.e	910	0.2	0.0	0.0	0.0	0.1	0.0
Cuba	928	0.1	r 0.0	r 0.0	r 0.0	r 0.0	r 0.0
Korea, Dem. People's Rep.	954	0.1	r 0.0	r 0.0	r 0.0	r 0.0	r 0.0
Countries & Areas n.s.	898	0.7	r 0.2	r 0.2	r 0.2	r 0.2	r 0.2
Memorandum Items													
Africa	605	0.1	0.0	0.0	0.0	0.0	0.0	18.0	4.6	4.3	4.4	4.3	4.2
Middle East	405	0.0	0.0	0.0	0.0	0.0	0.0	0.8	0.2	0.2	0.2	0.2	0.2
European Union	998	25.5	4.9	5.4	8.6	8.0	7.1	656.0	153.3	177.3	162.8	186.8	180.9
Export earnings: fuel	080	0.0	0.0	0.0	0.0	0.0	0.0	1.5	0.5	0.3	0.3	0.3	0.4
Export earnings: nonfuel	092	149.3	39.3	36.9	51.5	43.9	42.9	1,484.4	365.5	408.2	421.4	410.8	382.6

French Territories: New Caledonia (839)

In Millions of U.S. Dollars

		Exports (FOB)						Imports (CIF)					
		2016	2017Q1	2017Q2	2017Q3	2017Q4	2018Q1	2016	2017Q1	2017Q2	2017Q3	2017Q4	2018Q1
IFS World	
World	001	1,132.2	365.9	361.6	338.9	372.2	441.1	2,470.5	608.9	621.5	702.3	811.5	721.5
Advanced Economies	110	717.6	248.4	245.8	228.0	255.6	312.2	1,812.8	455.9	467.9	532.7	619.6	551.0
Euro Area	163	146.5	58.5	60.1	57.3	65.6	81.6	832.0	204.2	208.3	235.9	273.2	242.1
Austria	122	0.0	r 0.0	r 0.0	r 0.0	r 0.0	r 0.0	7.8	r 2.0	r 2.0	r 2.3	r 2.6	r 2.4
Belgium	124	50.8	r 18.0	r 17.9	r 16.7	r 18.8	r 23.0	30.5	r 7.5	r 7.6	r 8.6	r 10.0	r 8.8
Cyprus	423	0.2	r 0.0	r 0.0	r 0.0	r 0.0	r 0.0
Estonia	939	0.0	r 0.0	r 0.0	r 0.0	r 0.0	r 0.0	0.4	r 0.1	r 0.1	r 0.1	r 0.1	r 0.1
Finland	172	0.0	r 0.0	r 0.0	r 0.0	r 0.0	r 0.0	2.9	r 0.9	r 1.0	r 1.2	r 1.4	r 1.3
France	132	56.3	r 26.9	r 28.7	r 28.2	r 32.9	r 41.5	620.9	r 148.4	r 150.4	r 169.4	r 195.2	r 172.4
Germany	134	0.5	r 0.2	r 0.2	r 0.2	r 0.2	r 0.2	33.8	r 12.1	r 13.4	r 16.1	r 19.5	r 17.9
Greece	174	1.8	r 0.4	r 0.4	r 0.5	r 0.6	r 0.5
Ireland	178	0.1	r 0.0	r 0.0	r 0.0	r 0.0	r 0.0	9.0	r 2.1	r 2.1	r 2.4	r 2.8	r 2.4
Italy	136	0.6	r 0.2	r 0.2	r 0.2	r 0.2	r 0.2	55.9	r 14.0	r 14.3	r 16.3	r 18.9	r 16.8
Lithuania	946	0.3	r 0.1	r 0.1	r 0.1	r 0.1	r 0.1
Luxembourg	137	0.0	r 0.0	r 0.0	r 0.0	r 0.0	r 0.0	0.6	r 0.2	r 0.2	r 0.2	r 0.2	r 0.2
Malta	181	0.4	r 0.1	r 0.1	r 0.1	r 0.1	r 0.1
Netherlands	138	0.1	r 0.0	r 0.0	r 0.0	r 0.0	r 0.0	19.3	r 4.5	r 4.6	r 5.2	r 5.9	r 5.2
Portugal	182	0.0	r 0.0	r 0.0	r 0.0	r 0.0	r 0.0	4.6	r 1.1	r 1.1	r 1.3	r 1.4	r 1.3
Slovak Republic	936	1.5	r 0.4	r 0.4	r 0.4	r 0.5	r 0.4
Slovenia	961	1.4	r 0.3	r 0.4	r 0.4	r 0.5	r 0.4
Spain	184	38.0	r 13.2	r 13.0	r 12.1	r 13.6	r 16.6	40.9	r 10.0	r 10.1	r 11.5	r 13.3	r 11.8
Australia	193	11.3	r 3.7	r 3.6	r 3.3	r 3.6	r 4.4	152.1	r 41.8	r 43.8	r 50.7	r 59.8	r 53.7
Canada	156	1.3	r 0.3	r 0.3	r 0.3	r 0.3	r 0.3	25.6	r 5.5	r 5.4	r 5.9	r 6.6	r 5.7
China,P.R.: Hong Kong	532	25.6	r 7.3	r 6.8	r 6.0	r 6.4	r 7.6	7.0	r 1.7	r 1.7	r 2.0	r 2.3	r 2.0
Czech Republic	935	5.1	r 1.2	r 1.3	r 1.4	r 1.7	r 1.5
Denmark	128	0.0	r 0.0	r 0.0	r 0.0	r 0.0	r 0.0	6.5	r 1.6	r 1.6	r 1.8	r 2.1	r 1.8
Iceland	176	0.4	r 0.1	r 0.1	r 0.1	r 0.1	r 0.1
Israel	436	0.0	r 0.0	r 0.0	r 0.0	r 0.0	r 0.0	1.0	r 0.3	r 0.3	r 0.3	r 0.4	r 0.3
Japan	158	177.9	r 60.3	r 59.3	r 54.7	r 61.1	r 74.5	79.7	r 18.0	r 17.9	r 19.9	r 22.7	r 19.8
Korea, Republic of	542	167.0	r 54.6	r 53.1	r 48.5	r 53.8	r 65.2	143.0	r 32.4	r 32.4	r 36.0	r 41.1	r 36.0
New Zealand	196	1.4	r 0.4	r 0.4	r 0.4	r 0.4	r 0.4	114.4	r 27.1	r 27.4	r 30.8	r 35.5	r 31.3
Norway	142	0.0	r 0.0	r 0.0	r 0.0	r 0.0	r 0.0	2.1	r 0.7	r 0.8	r 0.9	r 1.1	r 1.0
Singapore	576	0.7	r 0.2	r 0.2	r 0.2	r 0.2	r 0.2	249.2	r 74.6	r 79.5	r 93.4	r 111.3	r 101.0
Sweden	144	0.1	r 0.0	r 0.0	r 0.0	r 0.0	r 0.0	7.9	r 2.0	r 2.1	r 2.3	r 2.7	r 2.4
Switzerland	146	0.4	r 0.1	r 0.1	r 0.1	r 0.1	r 0.1	21.1	r 4.9	r 4.9	r 5.5	r 6.2	r 5.5
Taiwan Prov.of China	528	143.6	r 46.9	r 45.6	r 41.7	r 46.3	r 56.1	14.0	r 3.3	r 3.4	r 3.8	r 4.4	r 3.8
United Kingdom	112	0.2	r 0.1	r 0.1	r 0.1	r 0.1	r 0.1	46.0	r 10.3	r 10.2	r 11.3	r 12.9	r 11.2
United States	111	41.7	r 16.0	r 16.3	r 15.4	r 17.6	r 21.8	105.6	r 26.4	r 27.0	r 30.7	r 35.7	r 31.7
Emerg. & Dev. Economies	200	400.0	112.7	111.2	106.6	111.9	123.2	656.5	152.8	153.2	169.3	191.5	170.1
Emerg. & Dev. Asia	505	396.4	111.8	110.3	105.8	111.0	122.3	564.3	130.3	130.5	144.8	164.6	145.3
American Samoa	859	0.4	r 0.1	r 0.1	r 0.1	r 0.1	r 0.1
Bangladesh	513	3.3	r 0.8	r 0.8	r 0.9	r 1.0	r 0.9
Cambodia	522	1.4	r 0.3	r 0.3	r 0.3	r 0.3	r 0.3	0.7	r 0.2	r 0.2	r 0.2	r 0.2	r 0.2
China,P.R.: Mainland	924	338.0	r 93.0	r 92.0	r 89.0	r 92.5	r 100.1	240.8	r 57.0	r 57.6	r 64.7	r 74.4	r 65.6
Fiji	819	0.2	r 0.0	r 0.0	r 0.0	r 0.0	r 0.0	6.8	r 1.4	r 1.4	r 1.5	r 1.7	r 1.5
F.T. French Polynesia	887	1.1	r 0.4	r 0.3	r 0.3	r 0.4	r 0.4	1.9	r 0.4	r 0.5	r 0.5	r 0.6	r 0.5
India	534	45.0	r 14.7	r 14.3	r 13.1	r 14.5	r 17.6	11.1	r 3.0	r 3.1	r 3.6	r 4.2	r 3.8
Indonesia	536	0.3	r 0.1	r 0.1	r 0.1	r 0.1	r 0.1	17.5	r 4.9	r 5.2	r 6.1	r 7.2	r 6.5
Malaysia	548	0.1	r 0.0	r 0.0	r 0.0	r 0.0	r 0.0	145.2	r 30.7	r 30.0	r 32.8	r 36.8	r 31.8
Papua New Guinea	853	0.0	r 0.0	r 0.0	r 0.0	r 0.0	r 0.0	1.2	r 0.3	r 0.3	r 0.3	r 0.4	r 0.3
Philippines	566	0.0	r 0.0	r 0.0	r 0.0	r 0.0	r 0.0	12.1	r 3.0	r 3.0	r 3.1	r 3.1	r 3.1
Solomon Islands	813	0.1	r 0.0	r 0.0	r 0.0	r 0.0	r 0.0	0.7	r 0.2	r 0.2	r 0.2	r 0.2	r 0.2
Sri Lanka	524	0.9	r 0.2	r 0.2	r 0.2	r 0.3	r 0.2
Thailand	578	0.1	r 0.0	r 0.0	r 0.0	r 0.0	r 0.0	74.7	r 17.4	r 17.5	r 19.6	r 22.5	r 19.8
Vanuatu	846	3.0	r 0.9	r 0.9	r 0.8	r 0.8	r 1.0	5.1	r 1.1	r 1.1	r 1.2	r 1.3	r 1.2
Vietnam	582	0.4	r 0.1	r 0.1	r 0.1	r 0.1	r 0.1	23.3	r 5.0	r 4.9	r 5.3	r 6.0	r 5.2
Asia n.s.	598	6.3	r 2.1	r 2.0	r 1.8	r 2.0	r 2.5	19.0	r 4.7	r 4.7	r 4.7	r 4.7	r 4.7

French Territories: New Caledonia (839)

In Millions of U.S. Dollars

		Exports (FOB)						Imports (CIF)					
		2016	2017Q1	2017Q2	2017Q3	2017Q4	2018Q1	2016	2017Q1	2017Q2	2017Q3	2017Q4	2018Q1
Europe	170	0.0	0.0	0.0	0.0	0.0	0.0	44.6	10.8	11.0	12.0	13.3	12.1
Emerg. & Dev. Europe	903	0.0	0.0	0.0	0.0	0.0	0.0	41.6	10.1	10.3	11.2	12.4	11.3
Bulgaria	918	0.4	r 0.1	r 0.1	r 0.1	r 0.2	r 0.2
Croatia	960	0.1	r 0.0	r 0.0	r 0.0	r 0.0	r 0.0
Hungary	944	7.5	r 1.8	r 1.8	r 2.1	r 2.4	r 2.1
Macedonia, FYR	962	0.1	r 0.0	r 0.0	r 0.0	r 0.0	r 0.0
Poland	964	0.0	r 0.0	r 0.0	r 0.0	r 0.0	r 0.0	10.7	r 2.5	r 2.5	r 2.8	r 3.3	r 2.9
Romania	968	12.6	r 3.1	r 3.1	r 3.2	r 3.2	r 3.2
Serbia, Republic of	942	0.2	r 0.1	r 0.1	r 0.1	r 0.1	r 0.1
Turkey	186	0.0	r 0.0	r 0.0	r 0.0	r 0.0	r 0.0	9.9	r 2.5	r 2.5	r 2.8	r 3.3	r 2.9
CIS	901	0.0	0.0	0.0	0.0	0.0	0.0	2.8	0.7	0.7	0.7	0.8	0.7
Russian Federation	922	0.0	r 0.0	r 0.0	r 0.0	r 0.0	r 0.0	2.1	r 0.5	r 0.5	r 0.5	r 0.6	r 0.5
Ukraine	926	0.6	r 0.2	r 0.2	r 0.2	r 0.2	r 0.2
Europe n.s.	884	0.2	r 0.0	r 0.0	r 0.0	r 0.0	r 0.0
Mid East, N Africa, Pak	440	0.8	0.2	0.2	0.2	0.2	0.2	28.4	7.0	7.0	7.3	7.6	7.3
Egypt	469	0.4	r 0.1	r 0.1	r 0.1	r 0.1	r 0.1
Iran, I.R. of	429	0.1	r 0.0	r 0.0	r 0.0	r 0.0	r 0.0
Jordan	439	0.5	r 0.1	r 0.1	r 0.1	r 0.1	r 0.1	0.0	r 0.0	r 0.0	r 0.0	r 0.0	r 0.0
Morocco	686	0.0	r 0.0	r 0.0	r 0.0	r 0.0	r 0.0	2.9	r 0.7	r 0.7	r 0.8	r 1.0	r 0.8
Oman	449	0.1	r 0.0	r 0.0	r 0.0	r 0.0	r 0.0
Pakistan	564	0.0	r 0.0	r 0.0	r 0.0	r 0.0	r 0.0	1.6	r 0.4	r 0.4	r 0.4	r 0.5	r 0.4
Qatar	453	9.0	r 2.2	r 2.2	r 2.2	r 2.2	r 2.2
Tunisia	744	0.0	r 0.0	r 0.0	r 0.0	r 0.0	r 0.0	2.3	r 0.5	r 0.6	r 0.6	r 0.7	r 0.6
United Arab Emirates	466	0.2	r 0.1	r 0.1	r 0.1	r 0.1	r 0.1	11.9	r 3.0	r 3.0	r 3.0	r 3.0	r 3.0
Sub-Saharan Africa	603	2.1	0.5	0.5	0.5	0.5	0.5	1.4	0.3	0.3	0.4	0.4	0.4
Cameroon	622	0.1	r 0.0	r 0.0	r 0.0	r 0.0	r 0.0	0.0	r 0.0	r 0.0	r 0.0	r 0.0	r 0.0
Central African Rep.	626	0.1	r 0.0	r 0.0	r 0.0	r 0.0	r 0.0
Côte d'Ivoire	662	0.1	r 0.0	r 0.0	r 0.0	r 0.0	r 0.0	0.0	r 0.0	r 0.0	r 0.0	r 0.0	r 0.0
Ethiopia	644	0.2	r 0.0	r 0.0	r 0.0	r 0.0	r 0.0
Gabon	646	0.1	r 0.0	r 0.0	r 0.0	r 0.0	r 0.0	0.0	r 0.0	r 0.0	r 0.0	r 0.0	r 0.0
Ghana	652	0.1	r 0.0	r 0.0	r 0.0	r 0.0	r 0.0
Kenya	664	1.3	r 0.3	r 0.3	r 0.3	r 0.3	r 0.3	0.0	r 0.0	r 0.0	r 0.0	r 0.0	r 0.0
Madagascar	674	0.2	r 0.0	r 0.0	r 0.0	r 0.0	r 0.0	0.3	r 0.1	r 0.1	r 0.1	r 0.1	r 0.1
Mali	678	0.2	r 0.1	r 0.1	r 0.1	r 0.1	r 0.1	0.0	r 0.0	r 0.0	r 0.0	r 0.0	r 0.0
Mauritius	684	0.1	r 0.0	r 0.0	r 0.0	r 0.0	r 0.0	0.1	r 0.0	r 0.0	r 0.0	r 0.0	r 0.0
Senegal	722	0.1	r 0.0	r 0.0	r 0.0	r 0.0	r 0.0	0.0	r 0.0	r 0.0	r 0.0	r 0.0	r 0.0
Seychelles	718	0.0	r 0.0	r 0.0	r 0.0	r 0.0	r 0.0	0.1	r 0.0	r 0.0	r 0.0	r 0.0	r 0.0
Sierra Leone	724	0.1	r 0.0	r 0.0	r 0.0	r 0.0	r 0.0
South Africa	199	0.1	r 0.0	r 0.0	r 0.0	r 0.0	r 0.0
Swaziland	734	0.2	r 0.1	r 0.1	r 0.1	r 0.1	r 0.1
Western Hemisphere	205	0.7	0.2	0.2	0.2	0.2	0.2	17.8	4.3	4.4	4.9	5.7	5.0
Argentina	213	0.6	r 0.2	r 0.2	r 0.3	r 0.4	r 0.3
Bolivia	218	0.1	r 0.0	r 0.0	r 0.0	r 0.0	r 0.0
Brazil	223	0.5	r 0.1	r 0.1	r 0.1	r 0.1	r 0.1	8.9	r 2.2	r 2.3	r 2.6	r 3.0	r 2.7
Chile	228	0.0	r 0.0	r 0.0	r 0.0	r 0.0	r 0.0	1.4	r 0.3	r 0.3	r 0.4	r 0.5	r 0.4
Colombia	233	0.1	r 0.0	r 0.0	r 0.0	r 0.0	r 0.0
Costa Rica	238	0.0	r 0.0	r 0.0	r 0.0	r 0.0	r 0.0	0.9	r 0.2	r 0.2	r 0.2	r 0.2	r 0.2
Dominican Republic	243	0.1	r 0.0	r 0.0	r 0.0	r 0.0	r 0.0	0.1	r 0.0	r 0.0	r 0.0	r 0.0	r 0.0
Ecuador	248	0.1	r 0.0	r 0.0	r 0.0	r 0.0	r 0.0
Mexico	273	3.6	r 0.8	r 0.8	r 0.9	r 1.0	r 0.9
Peru	293	1.7	r 0.4	r 0.4	r 0.4	r 0.5	r 0.4
Other Countries n.i.e	910	0.0	0.0	0.0	0.0	0.0	0.0	0.5	0.1	0.1	0.1	0.2	0.1
Cuba	928	0.3	r 0.1	r 0.1	r 0.1	r 0.1	r 0.1
Korea, Dem. People's Rep.	954	0.0	r 0.0	r 0.0	r 0.0	r 0.0	r 0.0	0.2	r 0.1	r 0.1	r 0.1	r 0.1	r 0.1
Special Categories	899	0.2	r 0.1	r 0.1	r 0.1	r 0.1	r 0.1
Countries & Areas n.s.	898	14.5	r 4.7	r 4.6	r 4.2	r 4.7	r 5.6	0.8	r 0.2	r 0.2	r 0.2	r 0.2	r 0.2
Memorandum Items													
Africa	605	2.2	0.5	0.5	0.5	0.5	0.5	6.7	1.6	1.6	1.8	2.1	1.9
Middle East	405	0.7	0.2	0.2	0.2	0.2	0.2	21.5	5.4	5.4	5.4	5.4	5.4
European Union	998	146.7	58.6	60.1	57.4	65.7	81.6	928.8	226.8	231.0	261.0	301.5	267.4

French Territories: New Caledonia (839)

In Millions of U.S. Dollars

		Exports (FOB)						Imports (CIF)					
		2016	2017Q1	2017Q2	2017Q3	2017Q4	2018Q1	2016	2017Q1	2017Q2	2017Q3	2017Q4	2018Q1
Export earnings: fuel	080	0.3	0.1	0.1	0.1	0.1	0.1	23.5	5.8	5.8	5.9	6.0	5.9
Export earnings: nonfuel	092	1,131.9	365.9	361.6	338.8	372.1	441.0	2,447.0	603.1	615.7	696.4	805.5	715.6

Gabon (646)

In Millions of U.S. Dollars

		Exports (FOB)						Imports (CIF)					
		2016	2017Q1	2017Q2	2017Q3	2017Q4	2018Q1	2016	2017Q1	2017Q2	2017Q3	2017Q4	2018Q1
IFS World	
World	001	3,484.3	899.9	943.4	1,102.7	959.0	1,385.6	2,419.3	610.2	561.5	598.1	565.2	539.4
Advanced Economies	110	2,342.3	477.9	505.8	643.6	514.7	644.1	1,537.4	316.3	372.5	395.3	384.5	374.8
Euro Area	163	1,235.3	251.4	252.8	316.0	259.3	218.7	1,157.9	269.0	300.3	342.4	308.2	302.2
Austria	122	0.1	r 0.0	r 0.0	r 0.0	r 0.0	0.5	r 0.1	r 0.0	r 0.1	r 0.1	r 0.0
Belgium	124	51.0	r 10.0	r 9.1	r 8.8	r 9.6	r 11.7	363.6	r 78.9	r 107.5	r 154.0	r 119.4	r 93.7
Cyprus	423	r 0.0	r 0.0	r 0.0	0.1	r 0.0	r 0.0	r 0.0	r 0.0	r 0.1
Finland	172	0.0	r 0.0	r 0.0	3.7	r 0.9	r 0.9	r 0.8	r 0.9	r 0.8
France	132	173.1	r 37.4	r 20.1	r 33.0	r 39.3	r 44.9	590.4	r 139.5	r 137.6	r 136.6	r 136.6	r 150.6
Germany	134	1.0	r 0.1	r 0.0	r 0.1	r 0.0	r 0.7	26.7	r 6.2	r 5.5	r 9.8	r 7.3	r 9.3
Greece	174	8.1	r 1.0	r 1.2	r 0.9	r 3.6	r 0.5	4.6	r 1.1	r 1.1	r 0.2	r 0.1	r 0.2
Ireland	178	330.9	r 82.7	r 82.7	r 82.8	r 83.2	r 82.7	0.7	r 0.2	r 0.2	r 0.1	r 0.3	r 0.1
Italy	136	303.6	r 58.0	r 46.2	r 48.0	r 25.6	r 7.1	58.0	r 12.6	r 16.3	r 11.8	r 14.9	r 13.0
Lithuania	946	0.0	0.1	r 0.0	r 0.0	r 0.0	r 0.0	r 0.0
Luxembourg	137	r 0.0	0.9	r 0.1	r 0.0	r 0.3	r 0.0	r 0.0
Malta	181	0.1	r 0.0	r 0.0	r 0.0	r 0.1	0.1	r 0.1	r 0.0	r 0.0	r 0.0
Netherlands	138	211.8	r 11.7	r 79.4	r 76.2	r 80.7	r 17.4	51.6	r 18.1	r 19.2	r 18.5	r 17.6	r 22.2
Portugal	182	31.3	r 0.7	r 0.6	r 0.5	r 0.6	r 39.6	15.7	r 2.7	r 3.7	r 3.3	r 3.7	r 4.1
Slovak Republic	936	e 0.1	e 0.0	e 0.0	0.0	r 0.0	r 0.0	r 0.0	r 0.0	r 0.0
Slovenia	961	0.5	r 0.0	r 0.1	r 0.0	r 0.0
Spain	184	124.3	r 49.7	r 13.5	r 65.7	r 16.5	r 14.2	40.7	r 8.4	r 8.3	r 7.0	r 7.1	r 7.9
Australia	193	226.4	r 32.1	r 58.1	r 48.9	r 56.3	r 21.2	160.7	r 0.3	r 0.2	r 0.7	r 0.5	r 0.1
Canada	156	0.5	r 0.2	r 0.1	r 0.1	r 0.2	r 0.1	5.8	r 1.5	r 1.6	r 1.1	r 1.0	r 1.5
China,P.R.: Hong Kong	532	19.9	r 4.6	r 4.7	r 4.7	r 5.2	r 4.6	20.6	r 7.7	r 12.1	r 4.9	r 4.2	r 6.0
Czech Republic	935	0.0	r 1.2	r 0.3	r 0.3	0.3	r 0.1	r 0.1	r 0.1	r 0.0	r 0.1
Denmark	128	0.5	r 0.1	r 0.1	r 0.1	r 0.2	r 0.0	1.5	r 0.4	r 0.0	r 0.3	r 0.4	r 0.2
Iceland	176	0.0	r 0.0	r 0.0	r 0.0	r 0.0	r 0.0	0.3	r 0.1	r 0.1	r 0.1	r 0.1	r 0.1
Israel	436	0.2	r 0.0	r 0.0	r 0.1	r 0.0	r 0.0	5.9	r 1.1	r 0.9	r 0.7	r 0.7	r 0.7
Japan	158	12.9	r 5.6	r 3.4	r 4.9	r 2.1	r 5.5	30.5	r 5.5	r 7.1	r 4.6	r 5.2	r 8.7
Korea, Republic of	542	393.6	r 98.9	r 29.5	r 27.7	r 38.0	r 194.2	18.1	r 2.5	r 6.9	r 2.9	r 2.5	r 1.8
New Zealand	196	0.2	r 0.0	r 0.0	r 0.0	1.7	r 0.3	r 0.1	r 0.4	r 1.1	r 0.8
Norway	142	54.0	r 20.7	r 28.8	r 28.3	r 35.0	r 39.7	1.2	r 0.4	r 0.4	r 0.3	r 0.3	r 0.2
Singapore	576	2.4	r 0.4	r 2.5	r 0.2	r 0.0	r 8.9	5.5	r 1.3	r 1.2	r 1.4	r 3.9	r 2.2
Sweden	144	12.9	r 23.0	r 14.7	r 19.1	r 6.9	r 40.5	3.3	r 0.2	r 6.7	r 1.0	r 0.1	r 1.4
Switzerland	146	56.0	r 4.0	r 5.1	r 5.6	r 0.4	r 0.3	0.3	r 0.1	r 0.1	r 0.1	r 0.1	r 0.1
Taiwan Prov.of China	528	e 1.1	e 0.9	e 1.0	e 1.0	e 1.1	e 1.0	e 1.4	e 0.1	e 0.1	e 0.2	e 0.2	e 0.2
United Kingdom	112	116.8	r 3.4	r 5.1	r 34.5	r 3.5	r 2.9	33.5	r 7.4	r 18.2	r 9.6	r 21.9	r 12.5
United States	111	209.6	r 31.3	r 99.4	r 152.2	r 106.4	r 106.0	88.5	r 18.1	r 16.4	r 24.5	r 34.2	r 36.1
Emerg. & Dev. Economies	200	1,142.0	421.9	437.6	459.1	444.3	741.4	880.4	293.5	188.7	202.5	180.3	164.3
Emerg. & Dev. Asia	505	942.7	373.6	387.6	375.3	364.0	649.4	500.5	190.0	104.4	112.7	87.0	74.6
Bangladesh	513	r 0.1	r 2.9	r 3.7	r 0.2	r 0.1	0.3	r 0.1	r 0.1	r 0.1	r 0.1	r 0.1
Brunei Darussalam	516	0.0	r 0.0	r 0.0	r 0.0	r 0.0	r 0.0	0.1	r 0.0	r 0.0	r 0.0	r 0.0	r 0.0
China,P.R.: Mainland	924	875.4	r 369.0	r 378.6	r 337.8	r 338.4	r 548.5	305.9	r 155.2	r 73.4	r 73.4	r 52.4	r 41.6
Fiji	819	e 0.1	e 0.0	e 0.0	e 0.0	e 0.0	e 0.0	e 0.0
India	534	15.6	r 3.5	r 4.4	r 32.2	r 23.5	r 35.0	67.4	r 15.9	r 18.6	r 15.7	r 20.3	r 16.7
Indonesia	536	11.4	r 0.1	r 0.0	11.4	r 3.5	r 3.3	r 2.5	r 1.5	r 2.4
Malaysia	548	34.8	16.8
Myanmar	518	e 0.1	e 0.0	e 0.0	e 0.0	e 0.0	e 0.0
Sri Lanka	524	0.0	r 0.0	r 0.0	r 0.0	r 0.0	0.1	r 0.0	r 0.0	r 0.0	r 0.0
Thailand	578	2.5	r 0.1	r 0.7	r 0.5	r 0.9	r 64.4	88.4	r 12.4	r 6.7	r 18.6	r 10.5	r 11.7
Vietnam	582	2.8	r 0.8	r 0.9	r 1.1	r 0.9	r 1.3	9.0	r 2.5	r 2.1	r 2.1	r 2.0	r 2.0
Asia n.s.	598	1.0	r 0.3	r 0.2	r 0.2	r 0.2	r 0.2
Europe	170	43.2	2.3	1.3	26.5	28.1	22.7	35.8	15.4	9.8	7.7	14.3	13.1
Emerg. & Dev. Europe	903	13.6	0.8	1.2	4.3	2.2	4.9	27.1	14.5	8.2	7.1	13.5	9.2
Albania	914	0.3	r 0.1	r 0.0	r 0.9	r 0.8	r 0.0	0.0	r 0.0	r 0.0	r 0.0	r 0.0	r 0.0
Bulgaria	918	r 0.0	0.4	r 0.2	r 0.1	r 0.0	r 0.1	r 0.0
Croatia	960	0.3	r 0.1	r 0.1	r 0.2	r 0.2	r 0.2
Hungary	944	0.1	r 0.1	r 0.1	r 0.1	r 0.2	r 0.0	0.1	r 0.0	r 0.0	r 0.0	r 0.0	r 0.0
Macedonia, FYR	962	0.1	0.0	r 0.0	r 0.0	r 0.0	r 0.1	r 0.0
Montenegro	943	e 0.2	0.0	r 0.0	r 0.0	r 0.0	r 0.0	r 0.0

Gabon (646)

In Millions of U.S. Dollars

		Exports (FOB)						Imports (CIF)					
		2016	2017Q1	2017Q2	2017Q3	2017Q4	2018Q1	2016	2017Q1	2017Q2	2017Q3	2017Q4	2018Q1
Poland	964	11.6	r 0.3	r 0.6	r 3.0	r 0.7	r 4.7	6.2	r 2.4	r 2.2	r 1.6	r 2.2	r 2.6
Romania	968	0.4	r 0.2	r 0.3	r 0.1	r 0.0	0.0	r 0.0	r 0.0	r 0.0	r 0.0	r 0.0
Serbia, Republic of	942	0.4	r 0.1	r 0.1	r 0.1	r 0.1	r 0.1	2.0	r 0.8	r 0.8	r 0.7	r 0.9	r 0.6
Turkey	186	0.5	r 0.1	r 0.2	r 0.4	r 0.3	r 0.0	18.1	r 11.0	r 4.9	r 4.5	r 9.9	r 5.7
CLIS	901	29.6	1.5	0.1	22.2	25.9	17.7	8.7	0.9	1.6	0.6	0.8	3.9
Armenia	911	0.0	r 0.0	e 0.2	e 0.1	e 0.2	e 0.2
Belarus	913	0.2	r 0.1	r 0.2	r 0.1	r 0.1
Moldova	921	e 0.0	e 0.0	e 0.0	e 0.0	e 0.0	0.2	r 0.1	r 0.1	r 0.1	r 0.0	r 0.0
Russian Federation	922	28.4	r 1.5	r 0.1	r 20.8	r 24.5	r 17.7	0.2	r 0.1	r 0.0	r 0.1	r 0.1	r 0.0
Ukraine	926	1.2	r 0.1	r 1.3	r 1.3	7.8	r 0.7	r 1.2	r 0.3	r 0.5	r 3.6
Mid East, N Africa, Pak	440	35.3	9.8	11.3	13.5	13.1	15.1	92.3	24.1	20.1	23.2	19.7	20.0
Algeria	612	0.0	r 0.0	r 0.0	r 0.0	r 0.0	r 0.0	0.1	r 0.0	r 0.0	r 0.1	r 0.0	r 0.1
Bahrain, Kingdom of	419	0.0	r 0.0	r 0.0	r 0.0	r 0.0	r 0.0	0.1	r 0.0	r 0.0	r 0.0	r 0.0	r 0.0
Egypt	469	0.4	r 0.1	r 0.1	r 0.1	r 0.1	r 0.1	2.1	r 0.6	r 0.5	r 0.5	r 0.5	r 0.5
Jordan	439	0.1	r 0.0	r 0.0	0.0	r 0.1	r 0.0	r 0.0	r 0.1	r 0.1
Kuwait	443	0.0	r 0.0	r 0.0	r 0.0	r 0.0	r 0.0	0.8	r 0.2	r 0.2	r 0.2	r 0.2	r 0.2
Lebanon	446	1.5	r 0.5	r 0.3	r 0.4	r 0.3	r 0.3	5.0	r 1.3	r 1.2	r 0.9	r 0.7	r 1.2
Libya	672	5.7	r 1.8	r 1.8	r 2.2	r 1.8	r 2.7	0.0	r 0.0	r 0.0	r 0.0	r 0.0	r 0.0
Mauritania	682	4.4	r 1.4	r 1.4	r 1.7	r 1.4	r 2.1	0.9	r 0.2	r 0.2	r 0.2	r 0.2	r 0.2
Morocco	686	12.2	r 2.9	r 3.2	r 4.3	r 4.3	r 3.5	31.7	r 8.0	r 4.9	r 9.6	r 6.7	r 6.9
Oman	449	0.0	r 0.0	r 0.0	r 0.0	r 0.0	r 0.0	0.3	r 0.1	r 0.1	r 0.1	r 0.1	r 0.1
Pakistan	564	r 0.2	r 0.3	r 0.3	r 1.0	r 0.1	r 0.2	r 0.3	r 0.0	r 0.1	r 0.1
Qatar	453	0.9	r 0.1	r 0.0	r 0.1	0.2	r 0.1	r 0.1	r 0.2	r 0.1	r 0.1
Saudi Arabia	456	3.6	r 1.2	r 2.0	r 1.7	r 1.4	r 1.6	0.7	r 0.2	r 0.2	r 0.2	r 0.3	r 0.3
Syrian Arab Republic	463	0.1	r 0.0	r 0.0	r 0.0	r 0.0	r 0.0	2.0	r 0.6	r 0.5	r 0.5	r 0.5	r 0.4
Tunisia	744	2.4	r 0.5	r 0.6	r 0.7	r 1.1	r 1.4	18.7	r 4.3	r 5.2	r 3.8	r 3.5	r 3.4
United Arab Emirates	466	3.8	r 1.1	r 1.5	r 2.0	r 1.6	r 3.2	29.4	r 8.2	r 6.7	r 6.9	r 6.7	r 6.5
West Bank and Gaza	487	e 0.1	e 0.0	e 0.0	e 0.0	e 0.0	e 0.0
Sub-Saharan Africa	603	118.2	35.6	36.4	42.7	38.3	53.5	190.5	47.5	41.7	42.1	42.1	37.8
Angola	614	1.7	r 0.5	r 0.5	r 0.6	r 0.5	r 0.8	2.6	r 0.7	r 0.6	r 0.6	r 0.6	r 0.6
Benin	638	20.8	r 6.4	r 6.5	r 7.9	r 6.6	r 10.0	25.1	r 7.0	r 5.8	r 5.9	r 5.7	r 5.5
Cameroon	622	9.0	r 2.7	r 2.8	r 3.4	r 2.9	r 4.3	53.5	r 14.8	r 12.2	r 12.6	r 12.1	r 11.8
Central African Rep.	626	3.3	r 1.0	r 1.0	r 1.3	r 1.1	r 1.6	0.0	r 0.0	r 0.0	r 0.0	r 0.0	r 0.0
Chad	628	2.1	r 0.6	r 0.7	r 0.8	r 0.7	r 1.0	0.0	r 0.0	r 0.0	r 0.0	r 0.0	r 0.0
Congo, Dem. Rep. of	636	1.9	r 0.6	r 0.6	r 0.7	r 0.6	r 0.9	0.0	r 0.0	r 0.0	r 0.0	r 0.0	r 0.0
Congo, Republic of	634	24.7	r 7.5	r 7.6	r 9.3	r 7.8	r 11.7	20.0	r 5.5	r 4.6	r 4.7	r 4.5	r 4.4
Côte d'Ivoire	662	0.2	r 0.1	r 0.1	r 0.1	r 0.1	r 0.1	5.4	r 1.5	r 1.2	r 1.3	r 1.2	r 1.2
Equatorial Guinea	642	13.0	r 4.0	r 4.0	r 5.0	r 4.1	r 6.2	7.3	r 2.0	r 1.7	r 1.7	r 1.7	r 1.6
Gambia, The	648	11.6	r 3.5	r 3.6	r 4.4	r 3.7	r 5.5
Ghana	652	0.9	r 0.3	r 0.3	r 0.3	r 0.3	r 0.4	3.7	r 1.0	r 0.8	r 0.9	r 0.8	r 0.8
Guinea	656	15.2	r 4.7	r 4.7	r 5.8	r 4.9	r 7.3	0.0	r 0.0	r 0.0	r 0.0	r 0.0	r 0.0
Liberia	668	0.1	r 0.0	r 0.0	r 0.1	r 0.0	r 0.1
Madagascar	674	0.0	r 0.0	r 0.0	r 0.0	r 0.0	r 0.0	0.1	r 0.0	r 0.0	r 0.0	r 0.0	r 0.0
Malawi	676	0.1	r 0.0	r 0.0	r 0.0	r 0.0	r 0.0
Mali	678	0.4	r 0.1	r 0.1	r 0.1	r 0.1	r 0.2	0.0	r 0.0	r 0.0	r 0.0	r 0.0	r 0.0
Mauritius	684	0.0	r 0.0	r 0.0	r 0.0	0.0	r 0.0	r 0.1	r 0.0	r 0.0
Mozambique	688	0.0	r 0.0	r 0.0	r 0.0	r 0.0	r 0.0	0.1	r 0.0	r 0.0	r 0.0	r 0.0	r 0.0
Namibia	728	0.1	r 0.0	r 0.0	r 0.0	r 0.0	r 0.0	2.1	r 0.6	r 0.5	r 0.5	r 0.5	r 0.5
Niger	692	1.6	r 0.5	r 0.5	r 0.6	r 0.5	r 0.8	0.0	r 0.0	r 0.0	r 0.0	r 0.0	r 0.0
Nigeria	694	2.2	r 0.7	r 0.7	r 0.8	r 0.7	r 1.1	8.6	r 2.4	r 2.0	r 2.0	r 2.0	r 1.9
Rwanda	714	0.1	r 0.0	r 0.0	r 0.0	r 0.0	r 0.0	e 0.0	e 0.0	e 0.0	e 0.0	e 0.0	e 0.0
São Tomé & Príncipe	716	1.2	r 0.4	r 0.4	r 0.4	r 0.4	r 0.6	0.0	r 0.0	r 0.0	r 0.0	r 0.0	r 0.0
Senegal	722	0.3	r 0.1	r 0.1	r 0.1	r 2.1	r 0.0	8.6	r 1.6	r 0.9	r 1.7	r 2.0	r 1.8
South Africa	199	7.4	r 1.7	r 1.6	r 0.6	r 1.0	r 0.8	52.0	r 10.1	r 11.0	r 9.8	r 10.8	r 7.6
Swaziland	734	0.1	r 0.0	r 0.0	r 0.0	r 0.0	r 0.0
Tanzania	738	0.1	r 0.0	r 0.0	r 0.0	r 0.0	r 0.0	0.0	r 0.0	r 0.0	r 0.0	r 0.0	r 0.0
Togo	742	0.2	r 0.0	r 0.4	r 0.0	r 0.1	1.0	r 0.2	r 0.2	r 0.3	r 0.1	r 0.1
Uganda	746	0.1	r 0.0	r 0.0	r 0.0	r 0.0	r 0.0	0.0	r 0.0	r 0.0	r 0.0	r 0.0	r 0.0
Zambia	754	0.1	r 0.0	r 0.0	r 0.0	r 0.0	r 0.0	0.0

Gabon (646)

In Millions of U.S. Dollars

		Exports (FOB)						Imports (CIF)					
		2016	2017Q1	2017Q2	2017Q3	2017Q4	2018Q1	2016	2017Q1	2017Q2	2017Q3	2017Q4	2018Q1
Western Hemisphere	205	2.7	0.6	1.0	1.1	0.8	0.8	61.4	16.5	12.7	16.9	17.1	18.8
Antigua and Barbuda	311	0.1	r 0.0	r 0.0	r 0.0	r 0.0	r 0.0	0.0	r 0.0	r 0.0	r 0.0	r 0.0	r 0.0
Argentina	213	1.1	r 0.3	r 0.3	r 0.1	r 0.4	r 0.1	17.6	r 4.9	r 5.1	r 4.7	r 4.6	r 5.1
Barbados	316	e 0.1	e 0.0	e 0.0	e 0.0	e 0.0
Brazil	223	0.0	r 0.0	r 0.0	r 0.0	r 0.0	31.9	r 9.0	r 4.6	r 7.3	r 9.6	r 10.5
Chile	228	0.4	r 0.0	r 0.2	r 0.1	r 0.2	r 0.4
Colombia	233	0.0	r 0.0	r 0.0	r 0.0	r 0.0	r 0.1	0.2	r 0.0	r 0.1	r 0.1	r 0.1	r 0.1
Costa Rica	238	e 0.0	e 0.0	e 0.0	0.1	r 0.3	r 0.1
Dominican Republic	243	0.1	r 0.0	r 0.0	r 0.0	r 0.0	r 0.1
Mexico	273	1.1	r 0.1	r 0.5	r 0.8	r 0.3	r 0.2	1.1	r 0.2	r 0.2	r 0.7	r 0.3	r 0.6
Netherlands Antilles	353	0.1	r 0.0	r 0.0	r 0.0	r 0.0	r 0.0	0.0	r 0.0	r 0.0	r 0.0	r 0.0	r 0.0
Paraguay	288	3.6	r 1.0	r 0.8	r 0.8	r 0.8	r 0.8
Peru	293	0.0	r 0.0	r 0.0	r 0.0	0.4	r 0.1	r 0.1	r 0.1	r 0.1	r 0.1
St. Lucia	362	e 0.1	e 0.0	e 0.0	e 0.0	e 0.0	e 0.0
Trinidad and Tobago	369	0.1	r 0.0	r 0.0	r 0.0	r 0.0	r 0.0
Uruguay	298	0.1	r 0.1	r 0.0	r 0.0	r 0.0	r 0.2	5.6	r 0.8	r 1.4	r 3.0	r 1.2	r 1.2
Venezuela, Rep. Bol.	299	0.0	r 0.0	r 0.0	r 0.0	r 0.0	r 0.0	0.1	r 0.0	r 0.0	r 0.0	r 0.0	r 0.0
Other Countries n.i.e	910	0.1	0.0	0.0	0.0	0.0	0.0	1.5	0.4	0.3	0.4	0.3	0.3
Korea, Dem. People's Rep.	954	0.1	r 0.0	r 0.0	r 0.0	r 0.0	r 0.0	1.5	r 0.4	r 0.3	r 0.4	r 0.3	r 0.3
Memorandum Items													
Africa	605	137.2	40.4	41.6	49.4	45.1	60.5	241.9	60.1	52.0	55.8	52.6	48.4
Middle East	405	16.2	4.8	5.8	6.5	5.3	8.0	40.9	11.4	9.5	9.4	9.1	9.3
European Union	998	1,377.8	279.6	274.0	372.7	270.9	267.2	1,203.7	279.7	327.7	355.4	333.2	319.2
Export earnings: fuel	080	86.3	19.0	19.0	43.4	43.3	46.2	71.1	19.7	16.4	16.9	16.4	15.9
Export earnings: nonfuel	092	3,398.0	880.8	924.4	1,059.3	915.7	1,339.4	2,348.3	590.5	545.1	581.1	548.8	523.5

Gambia, The (648)

In Millions of U.S. Dollars

		Exports (FOB)						Imports (CIF)					
		2016	2017Q1	2017Q2	2017Q3	2017Q4	2018Q1	2016	2017Q1	2017Q2	2017Q3	2017Q4	2018Q1
IFS World	
World	001	96.2	14.3	15.0	31.0	25.8	16.6	384.9	102.5	132.0	116.7	116.6	127.8
Advanced Economies	110	2.7	0.6	0.9	1.0	0.7	1.8	148.1	40.8	49.6	41.9	50.8	42.5
Euro Area	163	1.2	0.3	0.5	0.7	0.3	0.9	104.2	31.6	33.7	31.0	29.5	31.6
Austria	122	0.2	r 0.1	r 0.1	r 0.0	r 0.1	r 1.4
Belgium	124	0.1	r 0.0	r 0.1	r 0.1	r 0.0	r 0.1	10.5	r 3.1	r 3.8	r 4.8	r 3.0	r 2.8
Cyprus	423	0.2	r 0.0	r 0.0	r 0.0	r 0.1	r 0.1
Estonia	939	0.1	r 0.0	r 0.0	r 0.0	r 0.0	r 0.0
Finland	172	0.0	r 0.0	r 0.0	0.4	r 0.2	r 0.1	r 0.1	r 1.1	r 0.2
France	132	0.2	r 0.0	r 0.0	r 0.0	r 0.0	11.7	r 1.9	r 3.1	r 2.7	r 2.9	r 3.4
Germany	134	0.0	r 0.0	r 0.0	r 0.0	r 0.0	r 0.0	12.3	r 3.4	r 3.8	r 3.8	r 5.7	r 5.1
Greece	174	0.1	r 0.0	r 0.2	r 0.1	r 0.0	r 0.2
Ireland	178	0.6	r 0.4	r 0.5	r 0.3	r 0.3	r 0.4
Italy	136	0.1	r 0.0	r 0.2	r 0.1	r 0.0	r 0.0	6.2	r 1.0	r 1.5	r 2.6	r 1.9	r 2.0
Latvia	941	4.5	r 0.0	r 0.1	r 0.1	r 0.1	r 0.0
Netherlands	138	0.6	r 0.1	r 0.1	r 0.3	r 0.2	r 0.7	14.1	r 5.9	r 9.2	r 5.2	r 4.5	r 4.9
Portugal	182	0.0	r 0.0	r 0.0	r 0.0	r 0.0	0.9	r 0.3	r 0.2	r 0.1	r 0.2	r 0.2
Spain	184	0.2	r 0.1	r 0.1	r 0.1	r 0.1	r 0.0	42.4	r 15.4	r 11.2	r 11.1	r 9.6	r 11.0
Canada	156	0.2	r 0.0	r 0.4	r 0.3	r 0.1	r 0.1
China,P.R.: Hong Kong	532	0.0	r 0.0	r 0.0	r 0.0	r 0.0	r 0.0	2.2	r 0.1	r 5.3	r 0.3	r 9.2	r 0.2
Denmark	128	0.5	r 0.1	r 0.0	r 0.0	1.4	r 0.4	r 0.5	r 0.6	r 0.5	r 0.5
Japan	158	r 0.0	r 0.0	r 0.0	r 0.0	r 0.0	0.7	r 0.7	r 0.4	r 0.4	r 0.5	r 0.6
Korea, Republic of	542	0.4	r 0.1	r 0.3	r 0.2	r 0.2	r 0.8	8.0	r 0.2	r 0.6	r 0.8	r 0.4	r 0.6
New Zealand	196	0.1	r 0.0	r 0.0	r 0.0	r 0.1
Norway	142	0.4	r 0.1	r 0.1	r 0.2	r 0.3	r 0.2
Singapore	576	3.5	r 0.5	r 0.9	r 1.2	r 1.0	r 1.2
Sweden	144	0.1	r 0.0	r 0.1	r 0.0	r 0.0	r 0.0	2.4	r 0.6	r 0.6	r 0.9	r 1.1	r 0.7
Switzerland	146	0.0	r 0.0	r 0.0	r 0.0	r 0.0	r 0.0	0.9	r 0.2	r 0.2	r 0.4	r 0.5	r 0.3
Taiwan Prov.of China	528	e 0.3	e 0.5	e 0.0	e 0.0	e 0.0	e 0.0	e 0.0
United Kingdom	112	0.1	r 0.0	r 0.0	r 0.0	r 0.0	r 0.0	12.3	r 2.9	r 4.0	r 3.7	r 5.1	r 3.6
United States	111	0.1	r 0.0	r 0.0	r 0.0	r 0.1	r 0.0	11.1	r 3.4	r 2.8	r 1.9	r 2.7	r 2.9
Emerg. & Dev. Economies	200	93.4	13.7	14.1	29.9	25.0	14.8	236.8	61.7	82.4	74.8	65.8	85.2
Emerg. & Dev. Asia	505	16.2	2.2	2.5	8.2	5.6	1.8	67.9	13.5	22.1	20.8	17.6	19.4
Bangladesh	513	e 0.1	0.0	r 0.0	r 0.0	r 0.0	r 0.0	r 0.0
Brunei Darussalam	516	0.0	r 0.1	r 0.1	r 0.1	r 0.1	r 0.1
China,P.R.: Mainland	924	1.7	r 0.3	r 0.2	r 0.6	r 0.7	r 0.1	29.0	r 5.2	r 10.3	r 10.6	r 9.9	r 8.3
India	534	1.5	r 0.0	r 0.3	r 1.4	r 0.4	r 0.1	13.8	r 5.2	r 7.6	r 6.2	r 5.6	r 7.8
Indonesia	536	0.0	r 0.0	r 0.0	r 0.0	r 0.0	r 0.0	5.3	r 2.5	r 3.2	r 3.2	r 1.2	r 2.6
Malaysia	548	0.0	r 0.0	r 0.0	r 0.0	r 0.0	r 0.0	17.2
Maldives	556	e 0.2	e 0.1	e 0.1	e 0.1	e 0.1	e 0.1
Micronesia	868	e 0.2	e 0.1	e 0.1	e 0.2	e 0.2	e 0.1
Myanmar	518	e 1.2	e 0.0	e 0.0	e 0.0	e 0.0	e 0.0
Philippines	566	e 0.0	e 0.0	e 0.0	e 0.0	0.0	r 0.0	r 0.0	r 0.0	r 0.1	r 0.0
Sri Lanka	524	e 0.0	e 0.0	e 0.1	0.2	r 0.1	r 0.0	r 0.1	r 0.0	r 0.0
Thailand	578	2.0	r 0.5	r 0.7	r 0.6	r 0.6	r 0.5
Vietnam	582	11.3	r 1.6	r 1.7	r 5.8	r 3.9	r 1.2	0.4	r 0.1	r 0.2	r 0.1	r 0.1	r 0.1
Asia n.s.	598	0.1	r 0.0	r 0.0	r 0.0	r 0.0	r 0.0
Europe	170	0.0	0.0	0.0	0.0	0.3	0.1	14.2	10.7	17.2	12.6	13.8	20.8
Emerg. & Dev. Europe	903	0.0	0.0	0.0	0.0	0.0	0.0	5.8	1.4	2.1	4.3	3.8	3.4
Poland	964	0.0	r 0.0	r 0.0	r 0.0	r 0.0	r 0.0	0.5	r 0.4	r 0.1	r 0.1	r 0.1	r 0.1
Romania	968	r 0.0	0.1	r 0.0	r 0.0	r 0.0	r 0.0
Turkey	186	5.1	r 1.0	r 2.0	r 4.1	r 3.7	r 3.3
CIS	901	0.0	0.0	0.0	0.0	0.3	0.1	8.3	9.4	15.1	8.3	10.0	17.4
Belarus	913	e 0.0	e 0.3	e 0.1	r 0.1
Russian Federation	922	8.2	r 7.3	r 7.4	r 7.5	r 7.4	r 7.4
Ukraine	926	r 0.0	0.1	r 2.0	r 7.7	r 0.7	r 2.6	r 10.0
Mid East, N Africa, Pak	440	0.2	1.4	1.1	0.6	1.2	0.7	20.3	5.5	6.6	5.5	7.4	6.4
Algeria	612	0.1	r 0.1	r 0.0	r 0.0	r 0.1	r 0.1
Djibouti	611	0.0	r 0.0	r 0.0	r 0.0	r 0.0	r 0.0	0.7	r 0.2	r 0.3	r 0.3	r 0.2	r 0.3
Egypt	469	0.0	r 0.0	r 0.0	r 0.0	r 0.0	r 0.0	0.9	r 0.2	r 0.3	r 0.3	r 0.3	r 0.3

Gambia, The (648)

In Millions of U.S. Dollars

		Exports (FOB)						Imports (CIF)					
		2016	2017Q1	2017Q2	2017Q3	2017Q4	2018Q1	2016	2017Q1	2017Q2	2017Q3	2017Q4	2018Q1
Lebanon	446	0.0	r 0.0	r 0.0	r 0.0	0.7	r 0.2	r 0.2	r 0.2	r 0.4	r 0.4
Morocco	686	0.0	r 0.0	r 0.0	r 0.0	1.6	r 0.5	r 0.3	r 0.2	r 0.6	r 0.9
Oman	449	e 0.1	e 0.1	e 0.1	e 0.1	e 0.1	0.0	r 0.0	r 0.0	r 0.0	r 0.0	r 0.0
Pakistan	564	0.0	r 0.0	r 0.0	r 0.0	r 0.0	7.5	r 2.0	r 2.2	r 1.3	r 2.7	r 1.5
Qatar	453	r 0.0	0.2	r 0.0	r 0.0	r 0.0	r 0.0	r 0.0
Saudi Arabia	456	r 0.0	0.5	r 0.1	r 0.1	r 0.2	r 0.2	r 0.1
Tunisia	744	0.1	r 0.0	r 0.1	r 0.0	r 0.0	r 0.0	0.4	r 0.2	r 0.1	r 0.2	r 0.2	r 0.2
United Arab Emirates	466	0.0	r 1.2	r 0.9	r 0.5	r 1.1	r 0.6	7.7	r 1.9	r 2.9	r 2.8	r 2.6	r 2.6
Sub-Saharan Africa	603	76.8	10.0	10.4	21.1	17.6	11.1	86.0	19.2	18.7	19.2	17.6	18.6
Comoros	632	e 0.1	e 0.0	e 0.0	e 0.0	e 0.0	e 0.1
Congo, Republic of	634	0.1	r 0.0	r 0.0	r 0.0	r 0.0	r 0.0
Côte d'Ivoire	662	0.0	r 0.0	r 0.0	r 0.0	r 0.0	r 0.0	64.6	r 13.2	r 14.1	r 14.0	r 13.8	r 13.8
Ghana	652	0.0	r 0.0	r 0.0	r 0.0	r 0.0	r 0.0	2.2	r 0.6	r 0.8	r 0.8	r 0.7	r 0.8
Guinea	656	1.5	r 0.2	r 0.2	r 0.8	r 0.5	r 0.2	0.6	r 0.2	r 0.2	r 0.2	r 0.2	r 0.2
Guinea-Bissau	654	59.1	r 7.7	r 8.0	r 16.1	r 12.4	r 7.0	0.0	r 0.0	r 0.0	r 0.0	r 0.0	r 0.0
Mali	678	5.6	r 0.8	r 0.9	r 2.8	r 1.9	r 0.6	0.1	r 0.0	r 0.0	r 0.0	r 0.0	r 0.0
Nigeria	694	0.8	r 0.2	r 0.3	r 0.3	r 0.3	r 0.3
Senegal	722	10.4	r 1.3	r 1.2	r 1.3	r 2.7	r 3.3	13.8	r 4.1	r 1.9	r 2.5	r 1.4	r 1.8
Sierra Leone	724	0.0	r 0.0	r 0.0	r 0.0	r 0.0	r 0.0	0.3	r 0.1	r 0.1	r 0.1	r 0.1	r 0.1
South Africa	199	0.0	r 0.0	r 0.0	r 0.0	r 0.0	r 0.0	1.8	r 0.5	r 0.6	r 0.7	r 0.5	r 0.6
Swaziland	734	0.3	r 0.1	r 0.1	r 0.1	r 0.1	r 0.1
Tanzania	738	r 0.1	r 0.0	0.0	r 0.1	r 0.0	r 0.0	r 0.0	r 0.1
Togo	742	1.3	r 0.3	r 0.4	r 0.4	r 0.4	r 0.7
Western Hemisphere	205	0.2	0.0	0.0	0.0	0.3	1.0	48.5	12.8	17.9	16.7	9.4	20.0
Brazil	223	44.7	r 11.9	r 16.6	r 14.6	r 6.3	r 18.7
Chile	228	e 0.0	e 0.0	e 0.0	e 0.0	e 0.2	e 1.0
Curacao	354	0.9	r 0.2	r 0.3	r 0.3	r 0.3	r 0.3
Dominican Republic	243	e 0.1	e 0.0	e 0.0	e 0.0	e 0.0	e 0.0
Mexico	273	0.1	r 0.0	r 0.0
Paraguay	288	2.4	r 0.6	r 0.9	r 0.9	r 0.8	r 0.8
Peru	293	0.2	r 0.0	r 0.1	r 0.1	r 0.1	r 0.1
Uruguay	298	0.1	r 0.0	r 0.0	r 0.8	r 1.8	r 0.0
Other Countries n.i.e	910	0.1	0.0	0.0	0.0	0.0	0.0	0.0	0.0	0.0	0.0	0.0	0.0
Korea, Dem. People's Rep.	954	0.1	r 0.0	r 0.0	r 0.0	r 0.0	r 0.0	0.0	r 0.0	r 0.0	r 0.0	r 0.0	r 0.0
Memorandum Items													
Africa	605	76.9	10.1	10.5	21.1	17.6	11.1	88.8	20.2	19.5	19.9	18.8	20.1
Middle East	405	0.1	1.3	1.0	0.6	1.2	0.7	9.9	2.5	3.6	3.5	3.5	3.5
European Union	998	1.8	0.4	0.6	0.8	0.4	1.0	121.0	36.0	39.0	36.5	36.2	36.6
Export earnings: fuel	080	0.2	1.4	1.1	0.7	1.3	0.8	17.4	9.6	10.8	10.8	10.6	10.5
Export earnings: nonfuel	092	95.9	12.8	13.9	30.3	24.5	15.7	367.5	92.8	121.3	105.9	106.1	117.3

Georgia (915)

In Millions of U.S. Dollars

		Exports (FOB)						Imports (CIF)					
		2016	2017Q1	2017Q2	2017Q3	2017Q4	2018Q1	2016	2017Q1	2017Q2	2017Q3	2017Q4	2018Q1
IFS World		2,113.1	576.5	657.7	706.1	787.7	7,294.6	1,713.3	1,880.2	2,040.7	2,345.3
World	001	2,112.8	577.9	662.5	706.6	788.5	732.2	7,288.1	1,696.1	1,877.6	2,034.1	2,331.5	2,077.8
Advanced Economies	110	590.2	158.1	128.0	169.9	167.8	186.1	2,401.0	543.6	582.5	626.0	645.7	663.9
Euro Area	163	328.3	91.6	69.6	89.9	98.4	107.2	1,480.6	342.1	349.8	381.0	394.2	441.1
Austria	122	0.8	r 1.6	r 1.3	r 1.3	r 1.5	r 2.3	70.4	r 12.0	r 13.3	r 19.0	r 18.9	r 14.1
Belgium	124	7.7	r 4.1	r 3.3	r 4.5	r 6.2	r 4.1	61.9	r 19.6	r 18.7	r 16.5	r 20.7	r 39.8
Cyprus	423	0.7	r 0.2	r 0.8	r 1.9	r 0.1	r 0.3	3.5	r 2.6	r 1.2	r 7.0	r 5.7	r 1.3
Estonia	939	2.8	r 0.5	r 0.8	r 0.9	r 3.9	r 1.4	5.7	r 1.0	r 2.7	r 1.4	r 1.6	r 1.0
Finland	172	0.2	r 0.0	r 0.0	r 0.0	r 0.2	r 0.0	14.0	r 4.7	r 3.7	r 5.8	r 3.8	r 4.5
France	132	25.1	r 6.2	r 6.7	r 5.7	r 8.4	r 18.0	120.0	r 26.2	r 33.7	r 39.4	r 35.6	r 92.2
Germany	134	85.4	r 10.1	r 8.8	r 11.0	r 15.5	r 13.2	420.4	r 102.1	r 111.6	r 103.2	r 116.6	r 98.6
Greece	174	11.5	r 2.4	r 0.5	r 0.6	r 0.4	r 0.3	66.8	r 17.3	r 20.0	r 26.2	r 26.2	r 16.9
Ireland	178	0.4	r 0.0	r 0.1	r 0.1	r 0.3	r 0.2	25.2	r 24.5	r 1.8	r 1.5	r 1.6	r 1.8
Italy	136	72.7	r 13.7	r 19.0	r 13.6	r 23.1	r 11.9	262.7	r 50.8	r 51.2	r 56.3	r 59.7	r 48.4
Latvia	941	5.7	r 1.6	r 2.4	r 2.7	r 2.8	r 2.6	24.6	r 3.3	r 3.9	r 6.0	r 10.9	r 8.4
Lithuania	946	25.2	r 9.4	r 8.3	r 6.5	r 11.0	r 20.5	40.9	r 8.8	r 13.8	r 13.2	r 9.8	r 11.2
Luxembourg	137	0.0	r 1.3	r 0.8	r 0.0	1.4	r 1.1	r 0.5	r 0.4	r 0.2	r 0.6
Malta	181	1.8	r 0.1	r 0.1	r 17.6	r 1.6	r 12.7	1.3	r 1.0	r 0.3	r 0.4	r 0.7	r 0.3
Netherlands	138	37.0	r 9.3	r 8.7	r 10.1	r 12.0	r 10.4	217.2	r 36.2	r 35.7	r 42.2	r 41.0	r 63.6
Portugal	182	1.5	r 0.1	15.3	r 1.9	r 3.0	r 3.5	r 4.1	r 3.2
Slovak Republic	936	8.3	r 0.8	r 0.1	r 0.8	r 1.3	r 1.1	16.2	r 3.0	r 3.1	r 3.5	r 4.0	r 3.0
Slovenia	961	0.1	r 0.6	r 0.1	r 0.2	r 0.1	r 1.0	23.0	r 3.6	r 5.2	r 7.7	r 8.6	r 4.2
Spain	184	41.4	r 29.7	r 7.7	r 12.2	r 10.1	r 7.2	90.1	r 22.6	r 26.3	r 28.0	r 24.6	r 27.8
Australia	193	0.9	r 0.2	r 0.1	r 0.2	r 0.5	r 0.3	1.4	r 0.1	r 0.7	r 0.5	r 0.4	r 0.4
Canada	156	41.3	r 0.4	r 0.1	r 0.6	r 1.2	r 0.8	44.4	r 2.5	r 3.5	r 17.9	r 6.6	r 2.8
China,P.R.: Hong Kong	532	4.3	r 1.8	r 0.9	r 0.6	r 3.1	r 1.2	77.0	r 20.7	r 33.5	r 21.8	r 26.6	r 33.9
Czech Republic	935	13.8	r 3.3	r 1.6	r 2.2	r 1.9	r 4.4	69.7	r 15.5	r 13.4	r 23.4	r 24.7	r 19.4
Denmark	128	1.2	r 0.1	r 0.1	r 0.2	r 1.0	r 0.3	24.9	r 3.3	r 4.0	r 5.1	r 4.2	r 4.6
Iceland	176	0.0	r 0.0	r 0.0	r 0.1	6.0	r 1.0	r 0.8	r 1.9	r 2.4	r 1.3
Israel	436	5.5	r 2.0	r 1.9	r 1.5	r 1.6	r 1.9	10.0	r 2.0	r 3.2	r 3.5	r 4.5	r 8.3
Japan	158	2.7	r 2.0	r 1.9	r 1.2	r 2.2	r 3.1	188.4	r 32.8	r 35.1	r 34.8	r 36.2	r 13.7
Korea, Republic of	542	14.6	r 3.8	r 3.5	r 3.6	r 6.6	r 4.6	49.8	r 23.7	r 22.0	r 12.5	r 23.3	r 12.6
New Zealand	196	r 0.1	2.5	r 0.2	r 0.7	r 0.4	r 0.2	r 0.3
Norway	142	0.3	r 0.0	r 0.0	r 0.7	r 0.1	r 0.3	12.0	r 2.9	r 1.5	r 4.1	r 3.9	r 1.6
San Marino	135	0.2	r 0.0	r 0.0	r 0.1	r 0.0	r 0.0
Singapore	576	10.7	r 3.0	r 3.8	r 2.9	r 4.0	r 2.1	17.1	r 4.0	r 3.7	r 3.7	r 2.3	r 3.9
Sweden	144	0.1	r 0.2	r 0.0	r 0.1	r 0.0	r 0.0	9.7	r 2.1	r 2.5	r 4.1	r 3.3	r 2.1
Switzerland	146	81.8	r 16.7	r 18.1	r 18.2	r 18.6	r 19.2	42.6	r 12.0	r 8.6	r 12.8	r 15.3	r 22.5
Taiwan Prov.of China	528	1.3	r 0.2	r 0.2	r 0.5	r 1.4	6.0	r 1.5	r 1.6	r 2.4	r 2.1	r 1.9
United Kingdom	112	15.2	r 2.8	r 1.4	r 5.7	r 3.3	r 3.5	143.8	r 21.7	r 23.1	r 27.5	r 26.3	r 19.3
United States	111	68.3	r 30.2	r 24.6	r 42.2	r 24.7	r 35.7	214.7	r 55.4	r 74.8	r 68.6	r 69.4	r 74.3
Emerg. & Dev. Economies	200	1,522.6	419.8	534.6	536.6	620.8	546.1	4,886.9	1,152.4	1,295.0	1,408.0	1,685.7	1,413.8
Emerg. & Dev. Asia	505	198.5	43.5	75.8	46.1	50.5	24.4	679.3	147.5	195.7	215.5	277.1	203.1
Bangladesh	513	0.0	r 0.7	r 0.0	1.2	r 0.3	r 0.4	r 0.7	r 0.3	r 0.1
China,P.R.: Mainland	924	174.3	r 42.4	r 71.8	r 40.6	r 47.0	r 20.4	547.7	r 126.6	r 166.0	r 188.6	r 251.8	r 182.4
India	534	22.2	r 0.8	r 3.3	r 3.9	r 1.0	r 1.0	77.5	r 11.4	r 14.5	r 12.5	r 9.5	r 9.4
Indonesia	536	0.0	r 0.0	r 0.1	10.3	r 2.6	r 2.6	r 2.9	r 3.7	r 2.6
Malaysia	548	0.2	r 0.0	r 0.0	r 0.0	r 0.0	r 0.1	9.1	r 1.6	r 3.9	r 2.8	r 2.3	r 1.8
Marshall Islands	867	0.2	r 0.0	r 0.0
Mongolia	948	0.8	r 0.1	r 0.2	r 0.2	r 0.6	r 0.3	0.0	r 0.0
Philippines	566	0.1	r 0.0	r 0.1	r 0.1	r 0.1	r 0.0	0.2	r 0.1	r 0.1	r 0.2	r 0.1	r 0.1
Sri Lanka	524	0.0	r 0.0	r 0.0	1.5	r 0.3	r 0.3	r 0.3	r 0.3	r 0.4
Thailand	578	0.2	r 0.1	r 0.1	r 0.0	r 0.0	r 0.1	15.8	r 3.1	r 6.2	r 5.5	r 6.9	r 4.5
Vietnam	582	0.6	r 0.0	r 0.4	r 1.3	r 1.0	r 2.2	15.7	r 1.6	r 1.8	r 2.0	r 2.0	r 1.7
Asia n.s.	598	r 0.1
Europe	170	1,118.2	329.2	400.3	427.9	526.5	482.9	3,823.2	905.9	988.7	1,064.0	1,266.3	1,105.1
Emerg. & Dev. Europe	903	380.6	124.2	127.4	116.7	131.0	179.9	1,842.0	377.6	473.2	493.7	566.2	439.5
Albania	914	0.2	r 0.0	r 0.0	r 0.0	r 0.1	0.0	r 0.0	r 0.0	r 0.0	r 0.1	r 0.0
Bosnia and Herzegovina	963	r 0.0	0.4	r 0.0	r 0.2	r 0.1	r 0.1	r 0.0
Bulgaria	918	160.8	r 46.8	r 41.0	r 46.9	r 52.1	r 62.9	150.4	r 38.1	r 35.9	r 47.9	r 33.7	r 37.2

Georgia (915)

In Millions of U.S. Dollars

		Exports (FOB)						Imports (CIF)					
		2016	2017Q1	2017Q2	2017Q3	2017Q4	2018Q1	2016	2017Q1	2017Q2	2017Q3	2017Q4	2018Q1
Croatia	960	0.2	r 0.0	r 0.0	r 0.0	r 0.0	1.9	r 0.3	r 1.3	r 1.2	r 1.7	r 3.2
Faroe Islands	816	0.4
Hungary	944	0.7	r 0.4	r 0.3	r 0.2	r 0.2	r 0.1	42.1	r 9.9	r 14.1	r 11.8	r 14.4	r 9.6
Macedonia, FYR	962	0.0	r 0.0	r 0.1	r 0.0	r 0.1	1.5	r 0.2	r 0.1	r 0.1	r 0.1	r 0.0
Montenegro	943	r 0.1	r 0.1	r 0.0	r 0.0
Poland	964	8.6	r 5.8	r 3.1	r 5.8	r 4.1	r 3.8	101.5	r 23.7	r 31.1	r 34.7	r 38.2	r 33.4
Romania	968	36.7	r 16.4	r 18.5	r 17.1	r 23.3	r 27.2	190.3	r 27.4	r 51.5	r 58.4	r 53.8	r 40.8
Serbia, Republic of	942	r 0.0	r 0.0	r 0.2	r 0.0	r 0.0	r 1.4	r 2.2	r 1.7	r 1.6	r 1.5
Turkey	186	173.4	r 54.8	r 64.5	r 46.2	r 51.2	r 85.4	1,353.6	r 276.5	r 336.8	r 337.9	r 422.4	r 313.7
CIS	901	737.5	205.1	273.0	311.2	395.5	303.0	1,981.2	528.4	515.5	570.3	700.1	665.5
Armenia	911	150.8	r 29.9	r 61.2	r 57.0	r 62.2	r 54.6	216.8	r 54.7	r 79.5	r 81.2	r 66.0	r 80.6
Azerbaijan, Rep. of	912	152.4	r 31.3	r 50.3	r 86.2	r 104.4	r 76.4	492.5	r 172.9	r 78.8	r 108.9	r 193.1	r 185.7
Belarus	913	18.3	r 4.8	r 7.4	r 6.5	r 8.9	r 5.6	58.0	r 30.7	r 13.4	r 11.3	r 11.6	r 12.3
Kazakhstan	916	39.8	r 8.4	r 12.6	r 11.8	r 19.0	r 15.6	22.3	r 6.8	r 11.9	r 5.2	r 5.9	r 27.1
Kyrgyz Republic	917	7.3	r 2.1	r 2.2	r 2.2	r 2.9	r 1.9	2.2	r 0.5	r 0.4	r 0.2	r 1.0	r 0.5
Moldova	921	2.0	r 0.7	r 0.8	r 0.5	r 1.3	r 0.9	10.8	r 3.3	r 2.3	r 2.5	r 3.1	r 4.0
Russian Federation	922	206.0	r 90.0	r 95.4	r 90.5	r 120.8	r 98.2	675.6	r 149.6	r 195.3	r 196.3	r 255.4	r 212.6
Tajikistan	923	5.9	r 1.0	r 0.7	r 0.9	r 0.8	r 0.7	0.0	r 0.0
Turkmenistan	925	10.4	r 3.6	r 2.3	r 7.0	r 8.7	r 5.3	75.9	r 20.2	r 32.7	r 35.7	r 31.0	r 33.0
Ukraine	926	73.3	r 17.1	r 23.7	r 31.9	r 51.8	r 31.5	417.9	r 88.1	r 99.5	r 127.8	r 130.6	r 107.5
Uzbekistan	927	71.3	r 16.2	r 16.5	r 16.7	r 14.8	r 12.1	9.3	r 1.7	r 1.8	r 1.1	r 2.5	r 2.2
Mid East, N Africa, Pak	440	169.8	40.9	45.5	51.3	31.1	30.0	239.9	51.9	64.9	74.7	82.5	63.6
Afghanistan, I.R. of	512	0.1	r 0.0	r 0.1	r 0.0	r 0.0	0.0	r 0.0	r 0.0
Algeria	612	0.7	r 0.3	0.0	r 0.0	r 0.0	r 0.0	r 0.0	r 0.0
Bahrain, Kingdom of	419	0.1	r 0.1	r 0.1	r 0.1	0.0	r 0.0	r 0.0
Egypt	469	15.3	r 3.1	r 2.6	r 0.1	r 0.6	r 0.0	4.1	r 1.3	r 2.0	r 1.5	r 3.9	r 1.9
Iran, I.R. of	429	46.6	r 14.5	r 16.9	r 26.0	r 19.0	r 18.5	84.5	r 17.8	r 26.8	r 31.8	r 28.8	r 24.7
Iraq	433	40.8	r 10.4	r 8.4	r 11.0	r 1.7	r 0.6	1.7	r 0.6	r 0.5	r 1.2	r 0.8	r 0.1
Jordan	439	0.4	r 0.1	r 0.0	r 0.0	r 0.0	r 0.0	0.3	r 0.1	r 0.2	r 0.0	r 0.1	r 0.1
Kuwait	443	0.4	r 0.1	r 0.3	r 0.6	r 0.7	r 0.4	0.0	r 0.0	r 0.0	r 0.0
Lebanon	446	0.9	r 0.0	r 0.3	r 0.0	r 0.1	r 0.3	1.6	r 0.4	r 0.2	r 0.3	r 0.2	r 0.3
Libya	672	0.4	r 0.0	r 0.2	r 0.4	r 0.4	r 0.1	r 0.0	r 0.0	r 0.3	r 0.0
Mauritania	682	r 0.1
Morocco	686	1.9	r 2.0	r 0.0	r 0.7	r 0.0	r 0.1	1.3	r 0.6	r 1.2	r 0.3	r 0.2	r 0.2
Oman	449	0.0	r 0.0	r 0.0	r 0.0	0.0	r 0.0	r 0.0	r 0.1	r 0.1	r 0.0
Pakistan	564	0.1	r 0.0	r 0.1	r 0.0	r 0.7	r 0.1	3.0	r 0.6	r 0.8	r 0.3	r 1.4	r 1.3
Qatar	453	0.5	r 0.0	r 0.1	r 0.8	r 0.4	r 0.2	0.4	r 0.1	r 0.3	r 0.2	r 0.2	r 0.4
Saudi Arabia	456	24.7	r 1.3	r 1.4	r 1.1	r 0.2	r 0.0	4.2	r 0.8	r 0.5	r 0.5	r 1.5	r 0.2
Sudan	732	0.0	r 0.1	r 1.7	r 0.0	r 0.0	0.0	r 0.0	r 0.0	r 0.0
Syrian Arab Republic	463	0.6	r 0.1	r 0.1	r 0.0	0.3	r 0.1	r 0.0	r 0.1	r 0.0
Tunisia	744	4.5	r 0.5	r 1.2	r 0.3	r 0.5	r 0.5	0.2	r 0.0	r 0.0	r 0.3	r 0.0
United Arab Emirates	466	32.0	r 8.7	r 13.9	r 8.6	r 6.2	r 9.0	138.2	r 29.6	r 32.2	r 37.8	r 45.4	r 34.4
Sub-Saharan Africa	603	6.8	1.8	3.8	2.5	9.7	1.9	16.6	4.0	2.4	6.8	10.3	17.1
Angola	614	2.1	r 1.5	r 1.9	r 1.7	r 1.2	r 1.6
Congo, Republic of	634	0.3	r 0.0
Ethiopia	644	0.0	r 0.0	r 0.0	r 0.2	0.0	r 0.2	r 0.1	r 0.1
Gabon	646	0.0	5.9	r 1.0	r 6.1	r 6.5
Ghana	652	0.1	r 0.0	r 0.0	r 0.4	r 0.0
Kenya	664	0.2	r 0.1	r 1.4	r 0.0	r 0.0	r 0.1	0.1	r 0.3	r 0.1	r 0.2	r 0.2	r 0.3
Malawi	676	r 3.0	0.0	r 0.1	r 0.1	r 0.2
Mali	678	r 0.1
Mozambique	688	2.3
Niger	692	r 0.1	r 0.0	r 0.0
Nigeria	694	0.1	r 0.0	r 0.0	r 0.0	r 0.0	r 0.0	0.0	r 0.0	r 0.0	r 0.0	r 0.0
Senegal	722	r 0.2
Seychelles	718	0.1	r 0.1
South Africa	199	0.1	r 0.0	r 0.0	r 0.0	r 0.1	r 0.1	10.4	r 3.6	r 2.0	r 5.6	r 3.8	r 9.9
Tanzania	738	1.2	r 0.1	r 0.2	r 0.4	r 0.3	r 0.2	0.0	r 0.0
Uganda	746	0.0	r 0.0	r 0.1	r 0.0	r 0.0
Zimbabwe	698	0.5	r 0.0	r 4.7	r 0.0	r 0.0

Georgia (915)

In Millions of U.S. Dollars

		Exports (FOB)						Imports (CIF)					
		2016	2017Q1	2017Q2	2017Q3	2017Q4	2018Q1	2016	2017Q1	2017Q2	2017Q3	2017Q4	2018Q1
Western Hemisphere	205	29.3	4.3	9.1	8.9	3.0	6.9	128.0	43.1	43.4	47.0	49.5	24.9
Argentina	213	r 0.1	2.6	r 0.4	r 1.2	r 0.9	r 0.8	r 0.9
Bahamas, The	313	r 1.4	r 1.4
Belize	339	0.0	r 0.3	0.2	r 0.0	r 0.0	r 0.0	r 0.0
Brazil	223	0.6	r 0.0	r 0.0	77.1	r 10.0	r 24.1	r 35.3	r 26.4	r 7.6
Chile	228	2.8	r 0.5	r 1.2	14.5	r 24.5	r 4.8	r 4.1	r 13.7	r 10.4
Colombia	233	2.6	r 0.6	r 0.1	r 0.0	r 1.4	2.3	r 2.6	r 7.5	r 0.0	r 0.0	r 0.1
Costa Rica	238	0.0	r 0.0	0.3	r 0.2	r 0.0	r 0.0	r 0.2	r 0.0
Ecuador	248	15.5	r 4.4	r 4.7	r 3.8	r 5.6	r 4.3
Falkland Islands	323	r 0.1
Guatemala	258	0.4	r 0.1	r 0.0
Mexico	273	11.2	r 1.9	r 7.4	r 2.4	2.6	r 0.5	r 0.6	r 0.8	r 1.0	r 0.8
Panama	283	3.5	r 0.5	r 0.5	r 0.5	r 0.5	0.3	r 0.1	r 0.0	r 0.0	r 0.0
Paraguay	288	r 0.0	0.1
Peru	293	3.0	r 1.9	r 2.0	r 0.1	r 3.8	11.1	r 0.0	r 0.1
Suriname	366	0.1
Uruguay	298	0.3	r 0.0	r 0.2	0.8	r 0.3	r 0.3	r 0.4	r 0.3	r 0.4
Western Hem. n.s.	399	4.8	r 0.6	r 4.7	r 0.9	r 0.0	0.7	r 0.0	r 0.0	r 0.2	r 0.1	r 0.0
Other Countries n.i.e	910	0.0	0.0	0.1	0.0	0.0	0.0	0.0	0.1
Cuba	928	0.0	r 0.0	0.1	r 0.0	r 0.0	r 0.0	r 0.0	r 0.1
Memorandum Items													
Africa	605	13.9	4.4	5.0	5.2	10.6	2.6	18.1	4.6	3.7	7.4	10.5	17.3
Middle East	405	162.6	38.3	44.2	48.5	29.5	29.3	235.3	50.7	62.7	73.8	80.9	62.1
European Union	998	565.6	167.3	135.6	168.1	184.3	209.5	2,214.9	484.0	526.7	595.0	594.5	610.5
Export earnings: fuel	080	559.8	170.4	203.9	245.6	283.1	227.6	1,519.0	405.4	391.3	423.0	573.8	529.1
Export earnings: nonfuel	092	1,553.0	407.5	458.6	461.0	505.4	504.6	5,769.1	1,290.7	1,486.3	1,611.1	1,757.7	1,548.8

Germany (134)

In Millions of U.S. Dollars

		Exports (FOB)						Imports (CIF)					
		2016	2017Q1	2017Q2	2017Q3	2017Q4	2018Q1	2016	2017Q1	2017Q2	2017Q3	2017Q4	2018Q1
IFS World		1,334,355.4	340,313.9	351,520.2	372,731.6	383,401.5	404,296.8	1,055,326.1	275,949.0	282,255.5	297,591.5	310,892.0	327,787.5
World	001	1,334,355.3	340,313.9	351,614.5	372,678.4	383,560.8	404,503.0	1,055,326.5	275,949.0	282,330.8	297,547.3	311,017.6	328,871.7
Advanced Economies	110	947,197.0	242,537.4	248,451.1	260,090.7	269,200.9	289,214.1	749,983.9	195,116.8	199,720.0	208,481.4	219,756.6	231,356.8
Euro Area	163	488,158.0	125,123.0	130,899.5	134,722.2	141,721.0	154,436.7	475,237.5	122,382.5	125,992.9	131,607.1	139,647.6	148,389.5
Austria	122	66,170.2	r 16,270.2	r 17,367.9	r 18,410.5	r 18,902.6	r 19,741.0	45,895.2	r 11,675.2	r 12,124.6	r 13,120.2	r 13,225.4	r 14,130.2
Belgium	124	46,021.4	r 12,070.5	r 12,553.7	r 12,343.2	r 13,012.3	r 14,249.2	64,171.7	r 16,519.8	r 16,970.5	r 17,375.1	r 17,656.6	r 20,245.9
Cyprus	423	756.3	r 151.4	r 161.5	r 183.6	r 183.9	r 210.9	192.8	r 38.4	r 40.1	r 55.1	r 46.8	r 47.2
Estonia	939	1,835.2	r 450.4	r 493.1	r 534.1	r 514.7	r 572.5	738.7	r 209.9	r 217.2	r 224.1	r 261.9	r 270.9
Finland	172	10,212.5	r 2,816.4	r 3,102.5	r 3,176.7	r 3,359.1	r 3,504.8	8,632.7	r 1,987.2	r 2,016.3	r 2,808.9	r 2,156.5	r 2,289.1
France	132	111,889.6	r 28,186.0	r 29,641.8	r 29,757.5	r 31,203.2	r 33,535.6	77,173.0	r 18,919.0	r 18,452.0	r 19,198.0	r 20,777.1	r 21,138.8
Greece	174	5,485.5	r 1,403.4	r 1,406.8	r 1,519.4	r 1,550.2	r 1,746.5	2,059.9	r 474.3	r 536.2	r 566.0	r 546.6	r 556.6
Ireland	178	6,438.6	r 1,683.9	r 1,768.8	r 2,389.3	r 2,529.0	r 3,258.7	11,203.0	r 2,792.8	r 3,102.5	r 2,962.8	r 3,305.0	r 3,473.5
Italy	136	67,802.9	r 17,483.5	r 18,313.6	r 18,372.2	r 19,780.7	r 21,954.1	57,597.5	r 14,496.5	r 15,689.4	r 15,930.2	r 17,150.4	r 17,986.1
Latvia	941	1,870.0	r 444.4	r 504.3	r 549.6	r 522.9	r 555.8	847.8	r 209.7	r 235.3	r 258.9	r 260.9	r 273.2
Lithuania	946	3,342.2	r 802.6	r 901.9	r 986.3	r 980.7	r 1,055.4	1,886.8	r 458.1	r 490.5	r 541.5	r 586.2	r 570.1
Luxembourg	137	5,928.1	r 1,485.8	r 1,662.7	r 1,694.5	r 1,678.4	r 1,789.5	4,474.3	r 1,119.4	r 1,160.4	r 1,251.2	r 1,267.0	r 1,359.3
Malta	181	660.3	r 137.1	r 162.6	r 150.5	r 180.8	r 196.9	505.4	r 109.3	r 119.0	r 118.3	r 116.8	r 131.5
Netherlands	138	86,795.5	r 22,605.0	r 23,082.6	r 24,810.9	r 26,341.6	r 29,132.7	139,866.6	r 37,398.0	r 38,143.6	r 40,426.9	r 44,404.6	r 47,117.3
Portugal	182	8,790.8	r 2,336.7	r 2,464.1	r 2,555.7	r 2,774.3	r 3,069.5	6,119.4	r 1,534.1	r 1,627.3	r 1,752.9	r 1,841.3	r 1,919.0
Slovak Republic	936	14,068.6	r 3,599.1	r 3,768.4	r 3,825.8	r 3,893.9	r 4,185.8	16,835.3	r 4,239.6	r 4,454.9	r 4,397.4	r 4,569.5	r 4,596.0
Slovenia	961	5,252.9	r 1,382.2	r 1,466.4	r 1,510.0	r 1,574.9	r 1,724.3	6,149.1	r 1,608.7	r 1,746.6	r 1,786.1	r 1,870.0	r 1,997.7
Spain	184	44,837.4	r 11,814.1	r 12,076.6	r 11,952.4	r 12,737.6	r 13,953.4	30,888.2	r 8,592.5	r 8,866.3	r 8,833.5	r 9,605.1	r 10,287.0
Australia	193	10,043.4	r 2,417.8	r 2,709.4	r 2,852.8	r 2,881.2	r 3,123.2	1,651.9	r 623.5	r 571.0	r 457.2	r 410.9	r 597.8
Canada	156	10,567.0	r 2,697.0	r 2,686.9	r 2,813.8	r 2,883.9	r 3,206.7	3,810.6	r 937.7	r 1,021.8	r 933.0	r 1,023.9	r 1,214.4
China,P.R.: Hong Kong	532	7,435.0	r 1,645.4	r 1,661.7	r 2,582.7	r 1,890.7	r 1,800.5	1,652.9	r 375.4	r 354.0	r 390.0	r 343.0	r 415.8
China,P.R.: Macao	546	170.3	r 20.2	r 18.9	r 18.7	r 21.8	r 26.3	38.5	r 14.5	r 17.4	r 16.2	r 16.2	r 17.0
Czech Republic	935	42,178.3	r 11,026.1	r 11,753.6	r 11,868.0	r 12,391.2	r 13,169.8	49,726.5	r 12,956.2	r 13,531.4	r 14,087.6	r 15,587.6	r 15,782.1
Denmark	128	20,113.4	r 5,031.4	r 5,292.0	r 5,279.2	r 5,556.9	r 5,674.9	14,915.8	r 3,702.6	r 3,668.4	r 4,285.5	r 4,290.6	r 4,172.8
Iceland	176	673.1	r 162.8	r 205.6	r 190.9	r 160.0	r 241.1	103.2	r 22.7	r 30.7	r 27.4	r 28.5	r 29.5
Israel	436	4,414.6	r 1,161.0	r 1,153.3	r 1,294.0	r 1,280.2	r 1,392.1	1,307.5	r 396.9	r 413.1	r 392.6	r 411.6	r 482.7
Japan	158	20,488.1	r 5,368.6	r 5,143.8	r 6,244.6	r 5,783.9	r 6,318.6	17,167.6	r 4,385.7	r 4,409.6	r 4,682.4	r 4,625.3	r 5,114.7
Korea, Republic of	542	19,198.1	r 4,514.5	r 5,037.7	r 5,236.7	r 5,538.5	r 5,762.5	7,073.7	r 2,307.0	r 2,950.6	r 2,903.4	r 2,648.9	r 2,467.0
New Zealand	196	1,223.8	r 324.7	r 366.1	r 430.9	r 405.8	r 393.9	536.1	r 119.7	r 175.3	r 136.8	r 110.5	r 149.9
Norway	142	9,540.4	r 2,338.8	r 2,515.3	r 2,436.3	r 2,571.0	r 2,714.0	12,384.3	r 3,483.0	r 3,335.5	r 3,474.9	r 4,436.7	r 4,716.3
San Marino	135	43.7	r 13.8	r 13.0	r 10.8	r 11.8	r 15.5	12.9	r 3.2	r 2.6	r 3.7	r 3.5	r 2.7
Singapore	576	7,353.8	r 1,848.6	r 1,849.4	r 2,039.7	r 2,022.4	r 2,142.9	2,666.9	r 885.9	r 1,108.7	r 1,349.4	r 978.6	r 1,090.5
Sweden	144	27,547.3	r 7,069.2	r 7,334.4	r 7,519.5	r 8,269.2	r 8,453.0	15,985.8	r 4,090.6	r 4,324.8	r 4,550.8	r 4,702.6	r 4,788.8
Switzerland	146	55,993.5	r 14,877.6	r 15,214.1	r 15,419.9	r 15,729.1	r 16,868.0	46,550.0	r 12,590.8	r 11,847.9	r 11,974.5	r 12,375.9	r 13,021.2
Taiwan Prov.of China	528	8,359.1	r 2,034.5	r 2,035.5	r 2,343.4	r 2,258.3	r 2,373.6	7,559.3	r 2,084.7	r 2,147.9	r 2,324.6	r 2,169.4	r 2,452.7
United Kingdom	112	95,156.1	r 23,751.4	r 23,098.8	r 24,455.3	r 23,925.7	r 26,202.6	43,422.6	r 11,326.3	r 11,091.6	r 11,811.6	r 12,271.3	r 12,331.2
United States	111	118,536.8	r 31,110.3	r 29,461.6	r 32,330.2	r 33,897.0	r 34,897.2	48,179.1	r 12,427.4	r 12,724.2	r 13,072.4	r 13,673.5	r 14,119.6
Vatican	187	3.2	r 0.7	r 0.6	r 0.9	r 1.2	r 1.1	1.4	r 0.3	r 0.5	r 0.3	r 0.5	r 0.4
Emerg. & Dev. Economies	200	383,635.5	96,903.6	102,040.1	111,451.8	113,308.4	114,174.7	305,301.8	80,817.4	82,587.5	89,047.3	91,251.6	97,503.5
Emerg. & Dev. Asia	505	115,829.2	30,088.5	31,359.5	35,271.0	37,258.2	37,404.7	115,561.5	29,551.3	29,792.3	33,171.1	31,528.0	34,734.3
American Samoa	859	0.1	r 0.0	r 0.0	r 0.0	r 0.0
Bangladesh	513	773.2	r 167.2	r 179.2	r 215.8	r 260.7	r 294.5	4,024.4	r 1,117.4	r 988.7	r 1,189.2	r 977.2	r 1,185.0
Bhutan	514	5.2	r 1.2	r 0.3	r 0.6	r 0.3	r 0.8	1.7	r 0.6	r 1.0	r 0.7	r 2.7	r 1.6
Brunei Darussalam	516	74.8	r 15.6	r 11.4	r 19.1	r 13.0	r 13.8	1.1	r 0.2	r 0.1	r 0.3	r 0.1	r 0.1
Cambodia	522	163.1	r 117.5	r 72.3	r 65.9	r 26.4	r 30.3	1,093.9	r 281.3	r 266.4	r 318.7	r 300.2	r 297.0
China,P.R.: Mainland	924	85,049.3	r 22,061.5	r 23,042.0	r 26,446.3	r 27,186.1	r 27,524.1	77,457.6	r 19,451.7	r 19,445.3	r 21,932.9	r 20,920.6	r 22,937.1
Fiji	819	9.9	r 6.7	r 1.7	r 2.2	r 2.6	r 1.8	1.9	r 0.5	r 0.5	r 0.5	r 0.3	r 0.3
F.T. French Polynesia	887	32.4	r 6.9	r 7.5	r 9.0	r 7.4	r 7.8	3.2	r 0.6	r 0.7	r 1.1	r 0.7	r 0.8
F.T. New Caledonia	839	49.4	r 11.0	r 12.4	r 11.6	r 11.1	r 12.0	0.9	r 0.6	r 0.2	r 0.4	r 0.2	r 0.1
Guam	829	5.5	r 0.8	r 0.7	r 3.0	r 0.8	r 0.6	0.2	r 0.1	r 0.0	r 0.0	r 0.0	r 0.0
India	534	10,789.5	r 2,854.7	r 2,873.4	r 2,922.2	r 3,402.8	r 3,268.4	6,988.4	r 1,857.5	r 1,907.3	r 1,991.6	r 1,882.1	r 2,173.5
Indonesia	536	2,675.2	r 774.7	r 616.8	r 787.3	r 863.7	r 1,044.6	3,279.1	r 882.0	r 826.9	r 806.2	r 839.9	r 859.1
Kiribati	826	0.1	r 0.0	r 0.0	r 0.0	r 0.0	0.1	r 0.0	r 0.0	r 0.0	r 0.0	r 0.0
Lao People's Dem.Rep	544	35.2	r 8.2	r 4.3	r 8.4	r 13.2	r 12.1	79.8	r 19.9	r 20.8	r 24.7	r 21.2	r 26.4
Malaysia	548	5,264.4	r 1,332.2	r 1,306.7	r 1,525.0	r 1,520.2	r 1,535.7	6,376.9	r 1,727.2	r 1,792.4	r 1,935.0	r 1,893.7	r 2,146.9
Maldives	556	40.5	r 13.5	r 12.1	r 12.3	r 11.5	r 10.7	24.3	r 4.8	r 5.2	r 4.5	r 6.1	r 4.4

Germany (134)

In Millions of U.S. Dollars

		Exports (FOB)						Imports (CIF)					
		2016	2017Q1	2017Q2	2017Q3	2017Q4	2018Q1	2016	2017Q1	2017Q2	2017Q3	2017Q4	2018Q1
Marshall Islands	867	161.8	r 20.6	r 38.3	r 107.2	r 295.6	r 443.3	0.0	r 0.0	r 2.7	r 9.5	r 4.9	r 10.1
Micronesia	868	0.3	r 0.1	r 0.0	r 0.0	r 0.0	r 0.0	0.1	r 0.0	r 0.0	r 0.0
Mongolia	948	109.4	r 27.8	r 27.1	r 34.0	r 28.2	r 35.3	9.3	r 1.5	r 2.5	r 2.0	r 2.4	r 1.3
Myanmar	518	157.9	r 37.9	r 29.5	r 30.1	r 35.7	r 45.4	305.8	r 97.4	r 86.9	r 149.3	r 124.5	r 161.3
Nepal	558	32.1	r 127.8	r 15.0	r 15.7	r 14.1	r 13.0	31.0	r 6.7	r 7.5	r 8.2	r 8.8	r 6.4
Palau	565	0.0	r 0.0	r 0.0	r 0.0	r 0.0	0.0	r 0.0	r 0.0	r 0.0	r 0.1	r 0.0
Papua New Guinea	853	29.5	r 8.3	r 8.7	r 4.4	r 6.9	r 9.4	185.2	r 42.4	r 51.2	r 86.3	r 41.3	r 30.1
Philippines	566	2,267.0	r 544.7	r 593.0	r 612.5	r 553.6	r 589.7	2,563.5	r 734.0	r 799.6	r 873.5	r 793.3	r 855.4
Samoa	862	1.3	r 0.1	r 0.1	r 0.3	r 0.2	r 1.6	0.4	r 0.1	r 0.0	r 0.0	r 0.0	r 0.1
Solomon Islands	813	0.8	r 0.1	r 0.1	r 0.2	r 0.0	r 0.1	2.5	r 3.3	r 3.3	r 0.0	r 0.0	r 0.0
Sri Lanka	524	348.2	r 151.8	r 159.1	r 163.2	r 170.6	r 97.3	502.5	r 133.2	r 127.6	r 151.0	r 143.6	r 166.6
Thailand	578	4,861.9	r 1,174.2	r 1,299.4	r 1,446.2	r 1,358.0	r 1,432.4	4,695.7	r 1,218.6	r 1,273.6	r 1,400.6	r 1,373.6	r 1,458.0
Timor-Leste	537	0.2	r 1.5	r 0.5	r 0.2	r 0.0	r 0.1	1.5	r 1.1	r 1.4	r 1.0	r 0.6	r 0.7
Tonga	866	0.5	r 0.0	r 0.0	r 0.1	r 0.0	r 0.1	0.0	r 0.0	r 0.0	r 0.0
Tuvalu	869	0.1	r 1.3	0.0	r 0.0	r 0.0	r 0.0	r 0.1	r 0.1
Vanuatu	846	1.1	r 0.2	r 0.2	r 0.4	r 0.2	r 0.3	0.0	r 0.0	r 0.0	r 0.0
Vietnam	582	2,881.0	r 618.4	r 1,046.9	r 826.9	r 1,468.7	r 978.6	7,922.4	r 1,966.0	r 2,177.4	r 2,281.7	r 2,188.3	r 2,410.4
Asia n.s.	598	8.3	r 1.8	r 0.7	r 1.0	r 6.5	r 0.6	8.2	r 2.6	r 2.7	r 1.9	r 1.5	r 1.6
Europe	170	169,967.4	43,376.6	46,639.2	50,113.6	50,602.6	53,209.3	153,900.1	41,573.4	42,164.7	44,545.8	47,871.6	51,424.6
Emerg. & Dev. Europe	903	137,419.7	34,377.4	36,876.5	39,285.2	40,172.5	42,693.2	119,865.6	31,249.9	32,580.6	35,147.2	36,937.2	39,050.1
Albania	914	347.9	r 77.2	r 84.2	r 70.8	r 73.7	r 69.7	56.6	r 14.1	r 20.7	r 19.3	r 19.9	r 24.5
Bosnia and Herzegovina	963	902.0	r 216.7	r 235.1	r 254.5	r 249.0	r 273.8	603.0	r 157.9	r 167.5	r 186.7	r 190.6	r 204.2
Bulgaria	918	3,869.1	r 938.6	r 1,028.0	r 1,087.2	r 1,145.9	r 1,215.7	3,404.7	r 963.4	r 1,135.8	r 1,043.2	r 1,105.1	r 1,289.3
Croatia	960	3,291.5	r 834.4	r 910.9	r 969.6	r 943.8	r 1,089.2	1,513.2	r 384.0	r 419.4	r 456.7	r 528.5	r 517.2
Faroe Islands	816	98.3	r 17.2	r 10.6	r 16.4	r 14.3	r 13.5	20.6	r 5.6	r 2.3	r 4.4	r 4.4	r 3.3
Gibraltar	823	22.6	r 4.7	r 21.1	r 12.2	r 7.6	r 6.1	1.5	r 72.9	r 0.6	r 0.0	r 0.8	r 0.4
Hungary	944	25,189.7	r 6,760.0	r 6,986.4	r 7,269.0	r 7,134.8	r 8,007.5	27,452.9	r 6,791.8	r 7,311.6	r 7,843.7	r 7,958.8	r 8,657.0
Kosovo	967	202.3	r 45.9	r 56.4	r 57.5	r 55.0	r 60.2	16.3	r 4.5	r 5.0	r 5.6	r 7.1	r 6.5
Macedonia, FYR	962	1,048.8	r 252.5	r 288.6	r 300.1	r 344.1	r 345.7	2,073.1	r 565.4	r 593.8	r 614.1	r 748.8	r 748.4
Montenegro	943	149.8	r 21.5	r 31.2	r 34.0	r 34.0	r 28.2	14.4	r 3.3	r 3.5	r 4.6	r 3.4	r 5.2
Poland	964	60,420.0	r 15,263.6	r 16,195.5	r 17,595.4	r 18,175.8	r 18,933.9	54,857.3	r 14,255.3	r 14,784.1	r 16,141.8	r 17,352.5	r 17,737.4
Romania	968	15,006.1	r 3,834.3	r 4,159.8	r 4,461.7	r 4,633.7	r 4,944.8	13,257.9	r 3,825.4	r 3,846.5	r 4,362.5	r 4,304.1	r 4,739.1
Serbia, Republic of	942	2,303.1	r 602.1	r 658.7	r 716.0	r 663.4	r 799.3	1,783.3	r 458.4	r 485.0	r 554.2	r 501.9	r 549.0
Turkey	186	24,568.5	r 5,508.5	r 6,020.0	r 6,440.8	r 6,697.2	r 6,905.6	14,810.8	r 3,747.8	r 3,804.7	r 3,910.3	r 4,211.3	r 4,568.6
CIS	901	32,503.0	8,987.6	9,751.7	10,817.8	10,419.3	10,502.3	34,030.4	10,323.4	9,583.5	9,398.4	10,934.4	12,372.9
Armenia	911	167.8	r 33.2	r 37.5	r 47.8	r 53.9	r 61.6	115.7	r 27.5	r 24.9	r 22.5	r 22.9	r 20.3
Azerbaijan, Rep. of	912	350.0	r 64.5	r 85.0	r 132.2	r 120.2	r 101.6	1,783.4	r 325.6	r 298.6	r 252.1	r 247.4	r 340.8
Belarus	913	1,258.2	r 302.6	r 411.0	r 471.7	r 481.2	r 440.2	474.5	r 110.1	r 150.6	r 136.8	r 149.7	r 160.8
Georgia	915	368.4	r 86.2	r 96.8	r 101.4	r 111.6	r 103.9	93.9	r 20.5	r 16.2	r 11.8	r 23.6	r 20.9
Kazakhstan	916	1,192.8	r 305.7	r 362.3	r 328.6	r 432.5	r 343.2	3,116.4	r 978.9	r 934.5	r 1,007.9	r 1,047.1	r 1,377.8
Kyrgyz Republic	917	53.7	r 13.1	r 17.1	r 17.4	r 22.7	r 19.4	17.1	r 4.6	r 3.2	r 2.9	r 4.9	r 4.4
Moldova	921	315.9	r 91.7	r 96.0	r 118.1	r 110.0	r 125.3	148.3	r 40.4	r 38.7	r 47.2	r 60.9	r 60.6
Russian Federation	922	23,847.5	r 6,672.2	r 7,101.5	r 8,009.4	r 7,492.0	r 7,701.9	26,627.9	r 8,409.0	r 7,670.6	r 7,383.2	r 8,761.4	r 9,784.0
Tajikistan	923	42.5	r 5.0	r 11.1	r 19.9	r 26.8	r 20.5	1.2	r 0.6	r 0.5	r 0.5	r 0.3	r 0.3
Turkmenistan	925	388.2	r 84.2	r 172.2	r 89.3	r 66.5	r 34.4	56.2	r 2.2	r 1.3	r 0.9	r 0.7	r 0.3
Ukraine	926	4,036.6	r 1,182.4	r 1,213.2	r 1,322.0	r 1,295.8	r 1,386.1	1,571.5	r 399.7	r 439.7	r 527.6	r 608.7	r 596.5
Uzbekistan	927	481.5	r 146.7	r 147.9	r 160.1	r 206.1	r 164.3	24.2	r 4.3	r 4.7	r 5.0	r 6.7	r 6.4
Europe n.s.	884	44.7	r 11.6	r 11.0	r 10.6	r 10.8	r 13.9	4.0	r 0.1	r 0.7	r 0.2	r 0.1	r 1.5
Mid East, N Africa, Pak	440	49,206.3	11,476.9	11,187.2	11,487.9	12,121.4	9,839.9	9,844.6	2,899.2	3,128.1	3,581.3	3,753.6	3,845.8
Afghanistan, I.R. of	512	55.4	r 18.4	r 19.7	r 18.0	r 38.9	r 22.5	12.2	r 1.6	r 1.1	r 3.5	r 3.2	r 4.8
Algeria	612	3,540.8	r 499.6	r 1,568.4	r 682.8	r 735.6	r 674.0	1,435.4	r 431.7	r 332.9	r 213.6	r 312.6	r 161.1
Bahrain, Kingdom of	419	370.6	r 130.3	r 103.6	r 133.2	r 131.0	r 119.7	20.6	r 6.0	r 4.9	r 4.0	r 4.5	r 7.1
Djibouti	611	24.1	r 5.9	r 5.2	r 6.6	r 4.4	r 2.3	0.3	r 0.0	r 0.4	r 0.1	r 0.1	r 0.1
Egypt	469	4,854.7	r 1,666.7	r 1,173.8	r 883.2	r 1,263.1	r 903.7	1,124.0	r 316.9	r 308.9	r 387.3	r 364.5	r 348.0
Iran, I.R. of	429	2,835.7	r 745.1	r 768.9	r 860.6	r 979.6	r 842.3	319.0	r 110.8	r 88.7	r 115.9	r 113.1	r 116.5
Iraq	433	769.0	r 180.3	r 189.5	r 172.3	r 212.7	r 169.9	647.2	r 85.6	r 305.4	r 448.4	r 254.4	r 243.2
Jordan	439	780.3	r 209.5	r 205.4	r 210.0	r 222.4	r 234.0	24.5	r 5.7	r 7.1	r 6.7	r 6.9	r 5.9
Kuwait	443	1,556.7	r 394.7	r 325.1	r 390.1	r 374.9	r 420.7	10.7	r 3.3	r 32.5	r 13.0	r 2.8	r 2.9
Lebanon	446	897.5	r 238.0	r 237.1	r 224.1	r 213.0	r 238.4	56.2	r 10.6	r 12.9	r 11.6	r 20.4	r 13.0
Libya	672	329.0	r 94.2	r 82.5	r 65.5	r 82.3	r 70.5	610.3	r 503.2	r 458.1	r 788.2	r 1,090.4	r 1,261.5

Germany (134)

In Millions of U.S. Dollars

		Exports (FOB)						Imports (CIF)					
		2016	2017Q1	2017Q2	2017Q3	2017Q4	2018Q1	2016	2017Q1	2017Q2	2017Q3	2017Q4	2018Q1
Mauritania	682	69.6	r 16.2	r 19.2	r 19.4	r 21.9	r 21.5	26.6	r 13.7	r 11.4	r 14.7	r 12.7	r 13.4
Morocco	686	2,181.6	r 624.5	r 576.5	r 528.7	r 610.3	r 640.7	728.1	r 199.2	r 173.3	r 167.6	r 187.5	r 253.0
Oman	449	921.4	r 210.0	r 195.4	r 336.2	r 291.5	r 238.1	29.2	r 8.4	r 6.2	r 8.8	r 6.7	r 8.0
Pakistan	564	1,281.7	r 303.3	r 331.0	r 326.9	r 396.5	r 474.4	1,398.7	r 386.6	r 341.5	r 378.6	r 360.6	r 424.7
Qatar	453	2,785.2	r 425.6	r 479.1	r 1,122.3	r 437.7	r 395.3	412.2	r 63.5	r 51.6	r 162.7	r 76.7	r 76.5
Saudi Arabia	456	8,011.7	r 1,976.5	r 1,664.8	r 1,824.3	r 1,887.7	r 1,980.6	482.3	r 51.9	r 214.0	r 159.3	r 217.5	r 176.7
Somalia	726	10.3	r 3.0	r 3.7	r 3.7	r 4.8	r 7.4	0.9	r 0.6	r 0.3	r 0.0	r 0.0	r 0.0
Sudan	732	187.8	r 95.2	r 44.1	r 51.7	r 71.2	r 44.2	17.1	r 3.7	r 5.5	r 6.4	r 5.4	r 2.3
Syrian Arab Republic	463	57.0	r 19.6	r 17.5	r 27.0	r 25.6	r 27.0	14.7	r 4.9	r 3.5	r 3.6	r 4.0	r 4.2
Tunisia	744	1,561.6	r 436.0	r 449.1	r 429.7	r 519.5	r 500.2	1,586.8	r 401.8	r 436.4	r 397.9	r 440.3	r 476.2
United Arab Emirates	466	15,911.3	r 3,132.5	r 2,681.8	r 3,128.0	r 3,550.8	r 1,766.4	884.2	r 288.6	r 330.2	r 288.6	r 267.9	r 245.6
West Bank and Gaza	487	92.8	r 27.0	r 26.7	r 25.2	r 19.3	r 28.3	0.9	r 0.2	r 0.2	r 0.2	r 0.5	r 0.5
Yemen, Republic of	474	120.4	r 24.9	r 19.2	r 18.6	r 26.7	r 18.1	2.4	r 0.7	r 1.3	r 0.4	r 0.9	r 0.7
Sub-Saharan Africa	603	14,271.0	3,663.4	3,970.7	4,255.0	3,577.2	3,708.4	10,075.1	2,581.5	2,928.2	3,106.1	2,922.5	2,673.5
Angola	614	283.0	r 45.1	r 70.2	r 109.4	r 64.6	r 31.0	162.0	r 1.8	r 28.5	r 19.7	r 0.6	r 0.6
Benin	638	48.7	r 6.9	r 9.3	r 8.5	r 11.8	r 9.3	1.1	r 0.3	r 0.1	r 0.1	r 0.2	r 0.3
Botswana	616	80.2	r 20.7	r 17.8	r 19.7	r 14.7	r 23.4	0.4	r 0.2	r 0.1	r 0.3	r 4.2	r 0.2
Burkina Faso	748	59.7	r 34.2	r 18.3	r 32.0	r 16.8	r 19.7	36.9	r 22.9	r 1.3	r 16.9	r 15.8	r 16.0
Burundi	618	13.7	r 3.4	r 3.2	r 1.7	r 3.3	r 3.0	12.9	r 2.4	r 1.5	r 0.9	r 3.0	r 5.8
Cabo Verde	624	6.9	r 1.6	r 2.5	r 1.4	r 2.2	r 2.2	0.1	r 0.0	r 0.0	r 0.0	r 0.1	r 0.3
Cameroon	622	149.9	r 23.1	r 30.6	r 51.1	r 29.9	r 33.6	46.3	r 12.6	r 5.8	r 8.8	r 7.7	r 5.5
Central African Rep.	626	8.9	r 2.1	r 2.0	r 10.5	r 4.0	r 0.8	0.4	r 0.0	r 0.3	r 0.1	r 0.3	r 0.0
Chad	628	20.5	r 2.3	r 2.5	r 2.6	r 3.9	r 2.6	3.8	r 0.4	r 0.8	r 1.0	r 0.0	r 0.1
Comoros	632	5.8	r 0.4	r 0.4	r 0.4	r 0.5	r 0.5	4.3	r 2.1	r 0.1	r 3.4	r 3.5
Congo, Dem. Rep. of	636	91.4	r 18.1	r 23.4	r 23.4	r 17.3	r 14.5	105.3	r 40.2	r 15.2	r 29.2	r 5.8	r 14.2
Congo, Republic of	634	89.7	r 14.3	r 11.0	r 20.0	r 15.4	r 8.2	18.0	r 5.0	r 3.7	r 4.9	r 23.4	r 1.9
Côte d'Ivoire	662	212.8	r 65.5	r 65.4	r 61.2	r 52.9	r 64.0	717.1	r 167.5	r 236.2	r 153.3	r 99.5	r 197.3
Equatorial Guinea	642	18.4	r 4.2	r 3.3	r 4.4	r 5.1	r 6.2	82.3	r 50.3	r 0.0	r 0.0	r 24.4	r 28.5
Eritrea	643	9.4	r 0.8	r 1.1	r 2.3	r 6.5	r 1.2	0.0	r 0.0	r 0.1	r 0.0
Ethiopia	644	381.2	r 84.9	r 92.8	r 91.2	r 101.4	r 80.4	188.7	r 28.3	r 48.6	r 61.1	r 42.7	r 34.8
Gabon	646	41.7	r 9.7	r 8.6	r 15.2	r 11.4	r 14.5	11.6	r 1.2	r 0.5	r 1.0	r 0.6	r 8.1
Gambia, The	648	9.2	r 2.6	r 2.8	r 2.8	r 4.3	r 3.8	0.1	r 0.0	r 0.1	r 0.1	r 0.0	r 0.0
Ghana	652	333.5	r 64.0	r 80.7	r 79.1	r 76.0	r 72.3	225.9	r 42.2	r 36.4	r 49.7	r 55.0	r 61.1
Guinea	656	97.7	r 26.3	r 38.7	r 38.1	r 36.9	r 34.9	96.4	r 20.7	r 26.9	r 19.1	r 19.9	r 27.6
Guinea-Bissau	654	3.5	r 1.0	r 1.1	r 1.1	r 2.0	r 0.9	5.6	r 0.0
Kenya	664	368.5	r 78.6	r 94.0	r 97.2	r 75.0	r 102.4	147.7	r 36.0	r 45.8	r 30.1	r 29.9	r 30.4
Lesotho	666	1.8	r 0.8	r 0.3	r 0.5	r 0.6	r 0.5	1.9	r 0.0	r 0.4	r 0.8	r 0.6	r 0.3
Liberia	668	214.2	r 22.1	r 45.5	r 33.6	r 68.2	r 34.5	66.3	r 4.6	r 8.9	r 163.3	r 309.5	r 105.1
Madagascar	674	33.5	r 9.1	r 13.0	r 13.1	r 12.0	r 9.0	194.6	r 49.6	r 20.7	r 62.8	r 71.9	r 75.2
Malawi	676	19.3	r 4.6	r 7.2	r 6.6	r 9.3	r 8.5	46.9	r 10.4	r 14.3	r 21.3	r 20.0	r 3.2
Mali	678	144.8	r 24.5	r 28.3	r 28.5	r 42.3	r 54.9	1.3	r 0.9	r 0.6	r 0.8	r 0.1	r 1.7
Mauritius	684	131.2	r 27.5	r 30.5	r 38.9	r 41.3	r 41.5	25.5	r 6.3	r 8.9	r 9.5	r 9.9	r 10.4
Mozambique	688	61.7	r 18.3	r 16.2	r 10.7	r 18.4	r 35.6	34.3	r 8.2	r 3.5	r 14.2	r 6.0	r 11.6
Namibia	728	80.7	r 20.2	r 17.5	r 22.0	r 15.7	r 16.0	96.4	r 49.3	r 11.4	r 46.3	r 29.7	r 49.2
Niger	692	18.8	r 2.7	r 2.4	r 3.9	r 3.7	r 5.2	0.1	r 0.0	r 0.1	r 0.0	r 0.0	r 0.0
Nigeria	694	846.1	r 249.1	r 266.3	r 293.2	r 237.9	r 217.0	1,393.9	r 330.1	r 504.4	r 427.1	r 443.3	r 306.9
Rwanda	714	43.6	r 10.4	r 12.7	r 9.3	r 12.6	r 15.0	13.8	r 1.8	r 2.0	r 5.8	r 2.7	r 6.5
São Tomé & Príncipe	716	0.7	r 0.0	r 0.1	r 0.1	r 0.0	r 0.1	0.0	r 0.3	r 0.2	r 0.5
Senegal	722	137.2	r 30.3	r 31.8	r 35.2	r 34.2	r 35.4	8.6	r 2.0	r 1.2	r 1.0	r 0.2	r 1.2
Seychelles	718	16.7	r 4.3	r 5.0	r 6.4	r 5.1	r 4.2	2.9	r 1.1	r 1.1	r 0.5	r 1.2	r 1.2
Sierra Leone	724	22.4	r 7.3	r 5.7	r 6.1	r 5.8	r 4.9	4.1	r 0.6	r 0.4	r 0.5	r 2.2	r 1.9
South Africa	199	9,761.2	r 2,624.7	r 2,779.2	r 2,941.5	r 2,413.9	r 2,580.8	6,026.9	r 1,599.9	r 1,836.2	r 1,887.7	r 1,626.3	r 1,606.1
South Sudan, Rep. of	733	5.6	r 0.9	r 1.3	r 1.5	r 0.9	r 1.7	0.3	r 0.0	r 0.0	r 0.0	r 0.0	r 0.0
Swaziland	734	7.0	r 0.9	r 1.1	r 1.6	r 7.3	r 1.7	1.8	r 0.6	r 0.5	r 0.6	r 0.7	r 0.4
Tanzania	738	151.4	r 44.9	r 49.6	r 49.1	r 33.5	r 53.0	142.2	r 36.4	r 29.5	r 17.6	r 19.1	r 14.3
Togo	742	43.0	r 9.0	r 11.9	r 12.4	r 12.5	r 11.4	3.5	r 1.1	r 0.6	r 1.3	r 0.1	r 0.3
Uganda	746	105.3	r 25.8	r 27.6	r 40.7	r 25.5	r 24.7	94.8	r 26.8	r 23.3	r 34.8	r 28.8	r 32.2
Zambia	754	60.2	r 10.4	r 27.8	r 17.8	r 13.1	r 14.1	12.3	r 8.0	r 3.6	r 8.1	r 5.1	r 5.0
Zimbabwe	698	30.2	r 5.9	r 10.0	r 9.0	r 7.6	r 9.2	35.8	r 9.4	r 4.7	r 5.8	r 8.3	r 4.3
Africa n.s.	799	0.2	r 0.1	r 0.0	r 0.0	0.0	r 0.0	r 0.0	r 0.0

Germany (134)

In Millions of U.S. Dollars

		Exports (FOB)						Imports (CIF)					
		2016	2017Q1	2017Q2	2017Q3	2017Q4	2018Q1	2016	2017Q1	2017Q2	2017Q3	2017Q4	2018Q1
Western Hemisphere	205	34,361.7	8,298.2	8,883.5	10,324.3	9,748.9	10,012.3	15,920.4	4,211.9	4,574.3	4,643.1	5,175.9	4,825.4
Anguilla	312	1.4	r 0.1	r 0.2	r 0.0	r 0.1	0.0	r 0.0	r 0.0
Antigua and Barbuda	311	13.1	r 1.9	r 6.6	r 3.1	r 2.7	r 7.8	18.0	r 0.3	r 0.1	r 0.9	r 0.0	r 0.2
Argentina	213	2,846.3	r 788.2	r 812.6	r 932.0	r 810.5	r 949.2	1,284.7	r 300.9	r 227.5	r 257.4	r 265.3	r 348.2
Aruba	314	11.5	r 3.0	r 2.4	r 2.5	r 3.0	r 2.7	0.2	r 0.0	r 0.0	r 0.0	r 0.0	r 0.0
Bahamas, The	313	44.7	r 6.8	r 5.5	r 15.4	r 6.7	r 14.0	6.9	r 0.4	r 1.2	r 1.4	r 0.6	r 0.1
Barbados	316	21.5	r 3.7	r 4.7	r 3.5	r 5.0	r 5.0	2.0	r 0.4	r 0.3	r 0.3	r 0.3	r 1.0
Belize	339	7.2	r 0.8	r 0.9	r 0.8	r 2.6	r 1.2	0.1	r 0.0	r 0.1	r 0.1	r 0.0	r 0.0
Bermuda	319	9.1	r 8.0	r 2.1	r 3.6	r 1.5	r 1.6	261.9	r 0.2	r 0.1	r 0.1	r 0.0	r 0.0
Bolivia	218	152.3	r 41.3	r 45.5	r 49.8	r 48.4	r 40.2	72.6	r 13.2	r 21.6	r 24.3	r 15.8	r 10.4
Brazil	223	9,427.4	r 2,058.2	r 2,281.9	r 2,727.9	r 2,513.6	r 2,723.6	5,788.0	r 1,398.9	r 1,422.7	r 1,499.0	r 1,427.2	r 1,498.4
Chile	228	2,692.4	r 561.8	r 561.4	r 638.7	r 812.9	r 658.5	796.1	r 205.3	r 264.5	r 303.5	r 265.9	r 252.5
Colombia	233	1,579.6	r 368.8	r 387.3	r 580.5	r 552.0	r 410.8	481.5	r 159.0	r 111.7	r 119.8	r 170.5	r 114.2
Costa Rica	238	267.3	r 57.8	r 66.8	r 69.6	r 70.5	r 68.0	177.9	r 37.1	r 47.3	r 43.0	r 37.7	r 40.7
Curacao	354	27.2	r 6.2	r 5.2	r 7.3	r 12.7	r 11.4	1.2	r 0.9	r 0.0	r 0.1	r 0.1	r 0.3
Dominica	321	1.1	r 0.2	r 0.3	r 0.7	r 0.3	r 0.2	0.0	r 0.0	r 0.0	r 0.0
Dominican Republic	243	247.0	r 64.7	r 48.9	r 62.5	r 87.2	r 93.8	92.7	r 16.4	r 22.3	r 25.0	r 19.9	r 22.7
Ecuador	248	413.5	r 111.8	r 121.9	r 125.4	r 138.6	r 141.7	402.7	r 92.3	r 108.4	r 105.4	r 106.0	r 123.0
El Salvador	253	152.6	r 33.6	r 36.6	r 29.1	r 29.0	r 38.2	42.6	r 11.4	r 14.6	r 18.3	r 16.1	r 15.5
Falkland Islands	323	0.6	r 0.1	r 0.0	r 0.1	r 0.1	r 0.0	3.0	r 0.4	r 0.7	r 0.4	r 0.0	r 0.5
Greenland	326	13.1	r 1.5	r 1.5	r 2.1	r 1.9	r 1.5	0.1	r 0.0	r 0.1	r 0.5	r 0.6	r 0.1
Grenada	328	2.6	r 1.0	r 0.8	r 0.6	r 2.4	r 1.4	1.3	r 0.3	r 0.3	r 0.2	r 0.2	r 0.4
Guatemala	258	286.8	r 74.0	r 75.8	r 95.0	r 85.4	r 80.1	145.6	r 36.3	r 31.9	r 40.1	r 24.8	r 15.8
Guyana	336	7.7	r 3.8	r 2.9	r 2.6	r 3.4	r 2.9	3.2	r 0.4	r 0.9	r 0.7	r 0.5	r 0.2
Haiti	263	25.5	r 5.4	r 11.1	r 6.3	r 7.0	r 12.5	1.5	r 0.3	r 0.2	r 0.9	r 0.3	r 0.4
Honduras	268	134.8	r 31.7	r 35.3	r 37.0	r 33.0	r 57.2	392.0	r 127.2	r 162.0	r 106.3	r 57.0	r 107.2
Jamaica	343	78.2	r 19.0	r 21.3	r 20.0	r 15.5	r 22.0	4.1	r 0.9	r 0.5	r 1.6	r 0.9	r 0.5
Mexico	273	12,321.4	r 3,220.7	r 3,616.8	r 4,003.9	r 3,817.9	r 4,059.9	4,415.7	r 1,391.9	r 1,737.8	r 1,654.0	r 2,272.6	r 1,844.2
Nicaragua	278	69.6	r 15.0	r 19.7	r 15.3	r 18.0	r 20.4	41.7	r 11.5	r 20.2	r 24.0	r 15.6	r 19.1
Panama	283	423.4	r 93.0	r 132.2	r 112.8	r 108.4	r 113.2	26.2	r 5.3	r 6.5	r 6.9	r 8.2	r 6.0
Paraguay	288	152.5	r 41.8	r 49.1	r 55.8	r 48.3	r 62.8	89.9	r 13.1	r 35.4	r 33.3	r 16.7	r 13.6
Peru	293	944.9	r 225.5	r 223.4	r 270.8	r 253.3	r 262.2	876.4	r 266.4	r 216.6	r 213.5	r 328.8	r 250.7
Sint Maarten	352	6.2	r 1.2	r 1.5	r 1.9	r 1.0	r 1.1	0.1	r 0.0	r 0.0	r 0.0	r 0.0	r 0.0
St. Kitts and Nevis	361	43.3	r 23.1	r 5.2	r 7.9	r 0.8	r 1.2	4.2	r 1.5	r 1.3	r 1.2	r 1.6	r 1.5
St. Lucia	362	4.8	r 1.1	r 1.2	r 2.2	r 1.5	r 0.8	0.2	r 0.0	r 0.0	r 0.0	r 0.0	r 0.0
St. Vincent & Grens.	364	2.0	r 0.7	r 0.5	r 0.8	r 0.5	r 0.3	0.0	r 0.0	r 0.0
Suriname	366	28.1	r 5.4	r 6.7	r 4.9	r 5.5	r 6.4	3.0	r 0.2	r 0.3	r 0.1	r 0.2	r 0.1
Trinidad and Tobago	369	147.4	r 19.4	r 20.2	r 33.3	r 23.5	r 24.6	27.3	r 9.7	r 7.3	r 10.6	r 13.5	r 3.7
Uruguay	298	374.7	r 71.6	r 64.3	r 70.6	r 74.7	r 78.9	313.0	r 49.7	r 48.1	r 54.6	r 61.1	r 60.8
Venezuela, Rep. Bol.	299	275.9	r 56.8	r 65.5	r 37.7	r 31.1	r 29.0	132.3	r 58.2	r 51.2	r 93.7	r 47.7	r 72.7
Western Hem. n.s.	399	1,102.8	r 269.6	r 137.6	r 290.3	r 118.7	r 6.1	10.1	r 2.1	r 10.6	r 1.9	r 0.4	r 0.7
Other Countries n.i.e	910	267.6	66.6	61.4	77.1	71.4	65.7	40.7	14.8	23.2	18.5	9.4	11.3
Cuba	928	261.3	r 66.0	r 59.9	r 75.7	r 70.7	r 65.1	39.4	r 14.8	r 23.2	r 18.5	r 9.4	r 11.3
Korea, Dem. People's Rep.	954	6.3	r 0.7	r 1.5	r 1.4	r 0.7	r 0.6	1.3	r 0.0	r 0.0	r 0.0	r 0.0
Special Categories	899	3,062.5	r 794.0	r 1,029.5	r 1,020.9	r 970.5	r 1,040.2	0.1	r 0.0	r 0.0	r 0.1	r 0.1	r 0.1
Countries & Areas n.s.	898	192.8	r 12.3	r 32.3	r 37.8	r 9.6	r 8.2
Memorandum Items													
Africa	605	21,841.1	5,342.9	6,635.6	5,976.2	5,544.1	5,596.9	13,870.0	3,632.1	3,888.3	3,906.4	3,881.1	3,579.6
Middle East	405	40,293.4	9,474.8	8,170.4	9,420.4	9,718.2	7,452.8	4,638.5	1,460.4	1,825.4	2,398.9	2,431.1	2,510.2
European Union	998	780,929.4	199,632.0	207,658.9	215,227.2	223,898.2	242,128.1	699,774.0	180,678.3	186,106.6	196,190.5	207,748.8	218,404.5
Export earnings: fuel	080	66,879.1	15,881.0	16,814.8	18,585.5	17,967.4	15,818.1	39,228.4	11,991.9	11,570.2	11,656.0	13,250.4	14,473.5
Export earnings: nonfuel	092	1,267,476.3	324,433.0	334,799.6	354,092.9	365,593.4	388,684.9	1,016,098.0	263,957.1	270,760.5	285,891.3	297,767.3	314,398.2

Ghana (652)

In Millions of U.S. Dollars

		Exports (FOB)						Imports (CIF)					
		2016	2017Q1	2017Q2	2017Q3	2017Q4	2018Q1	2016	2017Q1	2017Q2	2017Q3	2017Q4	2018Q1
IFS World	
World	001	10,616.1	3,626.7	4,247.3	3,045.0	3,443.7	4,152.9	11,391.7	2,795.6	3,129.4	3,508.8	3,343.5	3,052.7
Advanced Economies	110	3,813.8	1,304.4	1,154.9	1,405.2	1,308.3	1,625.4	5,555.3	1,437.5	1,522.3	1,938.2	1,630.8	1,655.2
Euro Area	163	1,300.4	456.3	415.4	667.2	586.9	770.1	2,240.1	531.5	616.2	799.1	807.3	796.6
Austria	122	0.1	r 0.1	r 0.1	r 0.0	r 0.1	r 0.0	12.1	r 2.8	r 2.0	r 1.5	r 1.6	r 2.7
Belgium	124	99.5	r 37.9	r 34.8	r 44.8	r 38.4	r 25.9	577.4	r 139.6	r 166.9	r 216.8	r 195.6	r 242.5
Cyprus	423	r 0.0	r 0.0	r 0.0	r 0.0	r 0.0	0.8	r 0.3	r 0.5	r 0.3	r 0.6	r 0.3
Estonia	939	71.3	r 18.5	r 27.5	r 46.4	r 38.7	r 36.3	10.6	r 0.0	r 1.2	r 4.3	r 8.7	r 19.5
Finland	172	0.0	r 0.0	r 0.0	r 0.2	r 0.2	r 0.1	26.0	r 5.1	r 5.7	r 14.5	r 11.8	r 29.8
France	132	139.6	r 37.4	r 43.3	r 126.7	r 54.4	r 113.6	382.2	r 40.3	r 40.9	r 46.8	r 64.9	r 45.5
Germany	134	147.5	r 43.7	r 45.4	r 67.6	r 76.3	r 81.3	440.7	r 76.3	r 92.2	r 88.3	r 84.7	r 81.8
Greece	174	0.3	r 0.3	r 0.1	r 1.1	r 1.1	r 1.1	22.0	r 8.9	r 6.0	r 14.5	r 15.4	r 14.2
Ireland	178	0.3	r 0.1	r 3.2	r 0.1	r 0.0	r 0.0	57.5	r 19.1	r 16.2	r 13.1	r 12.7	r 20.1
Italy	136	188.7	r 82.9	r 32.2	r 31.0	r 34.3	r 36.3	205.3	r 61.9	r 66.2	r 78.8	r 82.9	r 95.4
Latvia	941	0.6	r 1.5	r 2.9	r 7.6	r 5.4	r 1.7
Lithuania	946	r 0.0	r 0.0	r 0.0	r 0.0	11.2	r 2.0	r 1.7	r 1.3	r 0.8	r 1.2
Luxembourg	137	0.0	r 0.0	r 0.0	r 0.0	r 0.0	r 0.0	2.0	r 0.7	r 0.2	r 0.4	r 0.7	r 0.6
Malta	181	0.0	r 0.0	r 0.0	r 0.1	r 0.0	7.7	r 0.1	r 0.2	r 0.0	r 0.6	r 2.6
Netherlands	138	443.0	r 169.2	r 183.5	r 237.6	r 294.4	r 336.5	268.5	r 55.2	r 57.3	r 61.4	r 63.1	r 70.0
Portugal	182	60.9	r 24.6	r 9.2	r 10.5	r 14.4	r 9.1	40.5	r 2.1	r 1.5	r 9.1	r 3.6	r 1.0
Slovak Republic	936	r 0.0	r 0.0	r 0.0	r 0.0	1.1	r 0.2	r 0.2	r 0.2	r 0.1	r 0.1
Slovenia	961	r 0.1	r 0.1	r 0.0	6.8	r 3.3	r 1.6	r 1.4	r 3.4	r 2.6
Spain	184	149.1	r 41.4	r 36.0	r 101.1	r 34.6	r 129.9	167.1	r 111.9	r 152.9	r 238.9	r 250.9	r 165.0
Australia	193	1.7	r 14.1	r 21.0	r 13.2	r 8.4	r 16.2	91.2	r 20.8	r 27.8	r 37.0	r 24.2	r 20.1
Canada	156	33.5	r 95.7	r 63.1	r 44.6	r 83.9	r 117.9	236.7	r 67.5	r 68.4	r 147.3	r 80.3	r 85.8
China,P.R.: Hong Kong	532	3.7	r 37.4	r 29.4	r 20.3	r 20.2	r 19.0	146.8	r 26.1	r 17.9	r 18.4	r 16.3	r 14.2
Czech Republic	935	0.3	r 0.0	r 0.1	r 0.1	r 0.2	r 0.1	7.0	r 1.9	r 1.0	r 0.8	r 0.6	r 1.2
Denmark	128	10.8	r 1.9	r 2.9	r 0.3	r 6.1	r 4.4	40.9	r 31.7	r 31.0	r 15.9	r 3.1	r 12.5
Iceland	176	1.7	r 0.4	r 1.3	r 0.5
Israel	436	2.2	r 0.9	r 1.2	r 0.9	r 1.0	r 0.7	51.5	r 10.4	r 13.0	r 10.8	r 7.7	r 8.1
Japan	158	150.9	r 23.9	r 40.0	r 53.8	r 5.4	r 14.6	152.6	r 69.0	r 41.9	r 43.4	r 46.3	r 90.6
Korea, Republic of	542	15.8	r 4.4	r 5.2	r 4.5	r 5.2	r 3.0	278.2	r 62.1	r 68.1	r 120.0	r 57.0	r 71.4
New Zealand	196	3.1	r 1.8	r 3.0	r 1.2	r 0.4	r 2.7	31.0	r 8.0	r 4.7	r 3.7	r 6.9	r 3.4
Norway	142	0.4	r 0.1	r 0.1	r 0.0	r 0.4	r 0.1	44.4	r 9.7	r 2.0	r 8.0	r 8.9	r 21.4
Singapore	576	47.2	r 6.5	r 6.7	r 7.4	r 6.9	r 6.4	54.4	r 22.2	r 17.0	r 10.5	r 13.6	r 13.0
Sweden	144	4.8	r 1.3	r 0.5	r 0.1	r 0.2	r 0.6	111.2	r 20.3	r 13.0	r 12.2	r 20.1	r 12.8
Switzerland	146	1,868.7	r 460.0	r 364.2	r 467.9	r 367.9	r 486.7	48.2	r 10.6	r 9.3	r 11.6	r 15.0	r 11.2
Taiwan Prov.of China	528	e 78.0	e 0.9	e 0.9	e 0.9	e 1.0	e 0.9	e 30.7	e 12.9	e 13.9	e 15.7	e 16.5	e 15.2
United Kingdom	112	95.2	r 73.2	r 68.3	r 89.4	r 98.6	r 95.2	1,106.7	r 220.4	r 332.4	r 265.8	r 280.5	r 250.8
United States	111	197.0	r 126.0	r 132.9	r 33.6	r 115.5	r 86.7	881.8	r 312.3	r 244.3	r 418.1	r 225.3	r 226.5
Emerg. & Dev. Economies	200	6,802.2	2,322.3	3,092.3	1,639.7	2,135.4	2,527.5	5,444.9	1,353.5	1,601.2	1,564.3	1,706.2	1,392.1
Emerg. & Dev. Asia	505	3,269.6	1,501.6	1,732.4	1,005.1	1,534.8	1,680.5	3,109.6	764.0	954.1	958.0	1,039.6	799.4
American Samoa	859	8.0	r 1.1	r 0.9	r 0.8	r 0.8	r 0.8
Bangladesh	513	0.1	r 0.0	r 0.3	r 0.2	r 0.2	r 0.2	0.7	r 0.3	r 0.2	r 0.1	r 0.3	r 0.2
Brunei Darussalam	516	r 0.0	r 0.1	0.0	r 0.0	r 0.0	r 0.0
Cambodia	522	0.0	r 0.0	r 0.0	r 0.0	r 0.0	r 0.0	0.3	r 0.1	r 0.1	r 0.1	r 0.1	r 0.1
China,P.R.: Mainland	924	941.8	r 400.1	r 786.6	r 481.9	r 712.7	r 735.4	1,964.6	r 428.8	r 578.6	r 510.1	r 616.8	r 430.0
India	534	1,557.7	r 862.2	r 742.2	r 406.4	r 678.7	r 773.1	527.6	r 131.5	r 152.9	r 188.2	r 160.6	r 140.8
Indonesia	536	4.8	r 1.9	r 3.6	r 2.9	r 1.9	r 4.6	67.2	r 16.2	r 18.7	r 15.6	r 16.8	r 18.8
Malaysia	548	215.0	r 133.4	r 136.8	r 80.4	r 103.7	r 114.9	141.1	r 69.8	r 68.1	r 82.0	r 83.6	r 70.2
Marshall Islands	867	0.1	r 0.1	r 0.1	r 0.1	r 0.1	r 0.1
Philippines	566	0.6	r 0.3	r 0.0	r 0.4	r 0.1	r 0.2	4.7	r 1.2	r 1.7	r 1.1	r 1.2	r 0.5
Sri Lanka	524	r 0.0	r 0.1	r 0.0	r 0.0	r 0.0	4.2	r 2.4	r 0.5	r 0.6	r 0.9	r 0.3
Thailand	578	0.3	r 1.4	r 0.8	r 4.5	r 6.2	r 1.8	147.8	r 48.5	r 52.6	r 74.4	r 72.6	r 64.6
Vietnam	582	549.3	r 102.2	r 62.0	r 28.3	r 31.2	r 50.4	219.3	r 59.1	r 73.8	r 79.1	r 80.0	r 67.9
Asia n.s.	598	23.9	r 5.1	r 5.8	r 5.9	r 5.9	r 5.1
Europe	170	124.5	47.4	35.9	51.3	51.4	44.5	456.2	156.4	163.0	146.1	143.4	158.1
Emerg. & Dev. Europe	903	103.8	39.7	26.7	37.8	39.6	29.1	359.0	100.7	107.6	89.6	97.0	105.4
Albania	914	0.0	r 0.0	r 0.0	r 0.0	r 0.0	r 0.0	0.1	r 0.0
Bulgaria	918	0.0	r 5.3	r 3.8	r 6.0	r 7.6	r 2.2	18.3	r 8.5	r 7.0	r 5.4	r 3.4	r 3.7

Ghana (652)

In Millions of U.S. Dollars

		Exports (FOB)						Imports (CIF)					
		2016	2017Q1	2017Q2	2017Q3	2017Q4	2018Q1	2016	2017Q1	2017Q2	2017Q3	2017Q4	2018Q1
Croatia	960	0.1	r 0.1	r 0.5	r 1.2	0.3	r 1.8	r 0.6	r 0.3	r 0.2	r 0.1
Faroe Islands	816	12.5	r 1.2	r 0.6	r 0.2	r 0.1	r 0.3
Gibraltar	823	0.1	r 0.1	r 0.1	r 0.2	r 0.2	r 0.1
Hungary	944	0.4	r 0.2	r 0.5	r 1.0	r 0.0	r 0.1	8.5	r 0.6	r 0.3	r 0.3	r 0.3	r 0.3
Macedonia, FYR	962	e 0.9	e 0.5	e 0.4	e 0.2	e 0.4	e 0.4	e 0.0	e 0.0	e 0.0	e 0.0
Poland	964	2.0	r 4.3	r 3.1	r 4.5	r 5.0	r 7.7	20.1	r 6.1	r 9.9	r 7.2	r 8.5	r 8.9
Romania	968	0.1	r 0.0	r 0.0	r 0.0	r 0.0	2.5	r 0.4	r 1.2	r 0.9	r 2.1	r 0.7
Serbia, Republic of	942	0.2	8.7	r 0.8	r 0.4	r 0.1	r 0.6	r 0.2
Turkey	186	100.2	r 29.4	r 18.4	r 26.1	r 26.6	r 17.5	287.9	r 81.2	r 87.4	r 75.0	r 81.6	r 91.0
CIS	901	20.7	7.7	9.1	13.5	11.8	15.4	97.2	55.8	55.4	56.5	46.5	52.7
Belarus	913	0.1	r 0.1	r 0.2	r 0.1	r 0.0	r 0.1
Georgia	915	r 0.0	1.7	r 0.0	r 0.0	r 0.8
Kazakhstan	916	0.0	r 0.0	r 0.0	r 0.0	r 0.0	r 0.0	0.0	r 0.0	r 0.1	r 0.0	r 0.0	r 0.2
Russian Federation	922	0.1	r 1.0	r 1.1	r 1.2	r 1.4	r 1.4	69.2	r 49.1	r 26.1	r 33.1	r 26.7	r 24.8
Ukraine	926	20.5	r 6.7	r 8.0	r 12.3	r 10.4	r 14.0	25.9	r 6.4	r 28.7	r 23.0	r 18.7	r 27.3
Uzbekistan	927	0.2	r 0.1	r 0.2	r 0.2	r 0.2	r 0.2
Mid East, N Africa, Pak	440	1,487.3	324.3	121.8	285.4	180.0	272.3	653.6	160.7	170.6	176.3	223.7	163.0
Algeria	612	r 0.2	r 0.9	r 0.3	r 2.1	r 3.8	2.7	r 1.2	r 1.1	r 5.1	r 0.8	r 0.2
Bahrain, Kingdom of	419	r 0.0	r 0.0	r 0.0	r 0.0	r 0.0	0.3	r 0.1	r 0.1	r 0.1	r 0.1	r 0.1
Djibouti	611	0.1	r 0.0	r 0.0	r 0.0	r 0.0	r 0.0	0.1	r 0.0	r 0.0	r 0.0	r 0.0	r 0.0
Egypt	469	0.8	r 2.9	r 3.1	r 2.3	r 2.9	r 3.4	64.0	r 14.0	r 16.1	r 16.6	r 16.7	r 14.5
Iran, I.R. of	429	10.5	r 8.3	r 11.0	r 9.0	r 11.8	r 13.1	1.8	r 0.6	r 0.7	r 0.8	r 0.8	r 0.7
Iraq	433	0.4	r 0.1	r 0.0	r 0.0	r 0.0	r 0.0	0.5	r 0.1	r 0.0	r 0.0	r 0.0	r 0.0
Jordan	439	0.1	r 0.1	r 0.1	r 0.2	r 0.2	r 0.1	11.9	r 6.6	r 1.0	r 0.9	r 1.0	r 0.8
Kuwait	443	0.0	r 0.0	r 0.0	r 0.0	r 0.0	r 0.0	3.0	r 0.8	r 1.0	r 1.1	r 1.1	r 1.0
Lebanon	446	31.5	r 5.9	r 7.0	r 6.3	r 9.4	r 21.7	29.8	r 7.0	r 4.5	r 3.2	r 4.2	r 4.1
Libya	672	r 0.0	r 0.0	r 0.0	r 0.0	r 0.0	0.3	r 1.8	r 2.1	r 2.2	r 2.2	r 1.9
Mauritania	682	0.1	r 0.0	r 0.0	r 0.0	r 0.0	r 0.0	73.7	r 14.0	r 15.2	r 15.0	r 15.0	r 13.3
Morocco	686	3.9	r 0.5	r 0.5	r 1.1	r 1.0	r 0.8	89.2	r 20.6	r 30.3	r 17.3	r 55.6	r 13.7
Oman	449	r 0.0	r 0.0	r 0.0	r 0.0	r 0.0	1.2	r 0.9	r 0.3	r 0.3	r 0.3	r 0.3
Pakistan	564	0.3	r 2.6	r 0.9	r 1.8	r 1.6	r 2.0	8.7	r 3.9	r 1.5	r 3.7	r 5.4	r 4.8
Qatar	453	0.0	r 0.0	r 0.0	r 0.0	r 0.1	r 0.1	10.6	r 2.3	r 2.7	r 2.7	r 4.0	r 3.8
Saudi Arabia	456	1.0	r 0.6	r 0.5	r 0.8	r 0.6	r 0.6	51.7	r 16.2	r 13.1	r 23.0	r 29.1	r 28.3
Sudan	732	0.1	r 0.0	r 0.0	r 0.0	r 0.0	r 0.0	0.1	r 0.1	r 0.1	r 0.1	r 0.1	r 0.1
Syrian Arab Republic	463	0.1	r 0.1	r 0.1	r 0.1	r 0.1	r 0.1	0.1	r 0.0	r 0.0	r 0.0	r 0.0	r 0.0
Tunisia	744	10.9	r 5.9	r 4.9	r 2.1	14.8	r 4.1	r 2.5	r 2.8	r 5.3	r 4.7
United Arab Emirates	466	1,427.3	r 297.0	r 92.5	r 261.3	r 150.0	r 226.4	288.8	r 66.3	r 78.2	r 81.2	r 81.8	r 70.7
West Bank and Gaza	487	e 0.1	e 0.0	e 0.0	e 0.0	e 0.0	e 0.0
Yemen, Republic of	474	r 0.0	r 0.0	r 0.0	r 0.0	r 0.0	0.2	r 0.0	r 0.0	r 0.0	r 0.0	r 0.0
Sub-Saharan Africa	603	1,717.4	360.3	1,077.1	263.1	305.0	420.3	683.1	203.8	214.6	225.0	235.0	212.3
Angola	614	0.2	r 0.1	r 0.0	r 0.0	r 0.0	r 0.1	16.3	r 4.1	r 5.1	r 5.4	r 5.4	r 4.6
Benin	638	34.1	r 8.7	r 7.5	r 4.9	r 6.1	r 7.6	0.9	r 0.3	r 0.5	r 0.5	r 0.5	r 0.4
Botswana	616	0.0	r 0.0	r 0.2	0.0	r 0.0	r 0.0	r 0.0	r 0.0	r 0.0
Burkina Faso	748	427.3	r 135.5	r 135.0	r 96.7	r 123.5	r 146.5	12.2	r 3.0	r 3.6	r 3.8	r 3.9	r 3.3
Cabo Verde	624	0.0	r 0.2	r 0.3	r 0.2	r 0.2	r 0.3	0.0	r 0.0	r 0.0	r 0.0	r 0.0	r 0.0
Cameroon	622	3.0	r 1.1	r 1.1	r 0.8	r 1.1	r 1.3	0.7	r 0.2	r 0.3	r 0.4	r 0.4	r 0.3
Central African Rep.	626	0.1	r 0.0	r 0.0	r 0.0	r 0.0	r 0.0	0.1	r 0.0	r 0.0	r 0.0	r 0.0	r 0.0
Chad	628	0.1	r 0.2	r 0.3	r 0.2	r 0.3	r 0.3	0.1	r 0.0	r 0.0	r 0.0	r 0.0	r 0.0
Congo, Dem. Rep. of	636	0.9	0.1
Congo, Republic of	634	6.2	r 0.3	r 0.3	r 0.3	r 0.3	r 0.4	1.9	r 0.6	r 0.7	r 0.8	r 0.8	r 0.7
Côte d'Ivoire	662	33.4	r 12.8	r 14.0	r 10.5	r 13.6	r 15.7	66.0	r 22.3	r 26.0	r 26.8	r 26.9	r 23.4
Equatorial Guinea	642	0.8	r 0.2	r 0.1	r 0.1	r 0.1	r 0.1	0.5	r 0.2	r 0.2	r 0.3	r 0.3	r 0.2
Ethiopia	644	0.6	r 0.1	r 0.1	r 0.0	r 0.0	r 0.0	1.2	r 0.2	r 0.2	r 0.2	r 0.2	r 0.2
Gabon	646	2.4	r 0.8	r 0.8	r 0.5	r 0.7	r 0.8	0.9	r 1.6	r 1.9	r 1.9	r 2.0	r 1.7
Gambia, The	648	1.6	r 0.5	r 0.5	r 0.3	r 0.4	r 0.5	0.2	r 0.0	r 0.0	r 0.0	r 0.0	r 0.0
Guinea	656	5.7	r 3.8	r 4.8	r 3.9	r 5.1	r 5.7	0.4	r 1.1	r 1.3	r 1.4	r 1.4	r 1.2
Guinea-Bissau	654	0.1	r 0.0	r 0.0	r 0.0	r 0.0	r 0.0	10.0	r 1.4	r 1.3	r 1.1	r 1.1	r 1.0
Kenya	664	0.1	r 0.2	r 0.3	r 0.1	r 0.2	r 0.3	5.0	r 0.9	r 0.9	r 1.4	r 1.4	r 1.8
Liberia	668	8.1	r 2.3	r 2.1	r 1.4	r 1.8	r 2.2	45.4	r 4.4	r 2.3	r 0.8	r 0.6	r 1.3
Madagascar	674	0.1	r 0.0	r 0.0	r 0.0	r 0.0	r 0.0	0.2	r 0.1	r 0.1	r 0.1	r 0.1	r 0.1

Ghana (652)

In Millions of U.S. Dollars

		Exports (FOB)						Imports (CIF)					
		2016	2017Q1	2017Q2	2017Q3	2017Q4	2018Q1	2016	2017Q1	2017Q2	2017Q3	2017Q4	2018Q1
Mali	678	299.6	r 11.8	r 12.4	r 9.2	r 11.8	r 13.8	5.0	r 0.9	r 1.0	r 0.9	r 0.9	r 0.8
Mauritius	684	0.3	r 0.0	r 0.0	r 0.0	r 0.0	r 0.1	18.3	r 2.8	r 0.9	r 1.0	r 0.7	r 0.5
Mozambique	688	0.1	r 0.1	r 0.2	r 0.2	r 0.2	r 0.2	0.6	r 0.1	r 0.0	r 0.0	r 0.0	r 0.0
Namibia	728	3.2	r 0.0	r 0.0	r 0.0	r 0.0	r 0.0	2.2	r 0.2	r 0.1	r 0.1	r 0.1	r 0.1
Niger	692	61.9	r 25.5	r 28.7	r 21.8	r 28.3	r 32.5	8.0	r 1.6	r 1.7	r 1.7	r 1.7	r 1.5
Nigeria	694	51.9	r 17.1	r 17.4	r 12.6	r 16.1	r 19.0	48.9	r 25.7	r 37.3	r 42.6	r 43.4	r 35.6
Rwanda	714	0.0	r 0.0	r 0.0	r 0.0	r 0.0	r 0.0	0.1	r 0.0	r 0.1	r 1.0	r 0.0
Senegal	722	130.8	r 33.0	r 14.5	r 14.4	r 13.7	r 18.7	10.8	r 2.8	r 1.9	r 4.1	r 2.7	r 2.2
Seychelles	718	0.0	r 0.0	r 0.0	r 0.0	r 0.0	r 0.1	0.2	r 0.1	r 0.1	r 0.1	r 0.1	r 0.1
Sierra Leone	724	3.5	r 0.9	r 0.8	r 0.5	r 0.7	r 0.8	5.3	r 3.7	r 5.5	r 6.3	r 6.5	r 5.3
South Africa	199	350.8	r 56.3	r 783.5	r 35.1	r 35.3	r 106.3	333.0	r 99.7	r 105.0	r 97.6	r 108.6	r 95.0
Swaziland	734	0.1	r 0.0	r 0.0	r 0.0	r 0.0	r 0.0	0.8	r 0.5	r 0.8	r 0.9	r 0.9	r 0.8
Tanzania	738	0.5	r 0.4	r 0.0	r 0.1	r 0.1	1.4	r 0.0	r 0.8	r 0.1	r 0.2	r 0.1
Togo	742	289.5	r 48.4	r 52.2	r 49.1	r 44.8	r 46.8	85.9	r 25.0	r 14.8	r 23.5	r 24.0	r 29.8
Uganda	746	0.4	r 0.0	r 0.2	r 0.0	r 0.0	r 0.0	0.4	r 0.1	r 0.0	r 0.0	r 0.0	r 0.0
Zambia	754	0.1	r 0.0	r 0.0	r 0.0	r 0.4	r 0.0	0.2	r 0.0	r 0.0	r 0.1	r 0.0	r 0.0
Western Hemisphere	205	203.3	88.8	125.2	34.9	64.2	109.8	542.4	68.5	98.9	58.9	64.5	59.2
Antigua and Barbuda	311	r 0.0	r 0.0	r 0.0	r 0.0	r 0.0	1.2	r 0.4	r 0.5	r 0.5	r 0.5	r 0.5
Argentina	213	r 0.0	r 0.0	r 0.2	r 0.3	r 0.3	28.1	r 12.8	r 6.7	r 4.6	r 10.5	r 7.7
Aruba	314	r 0.0	r 0.0	r 0.0	r 0.0	r 0.0	0.1	r 0.0	r 0.0
Bahamas, The	313	1.4	r 0.0	r 0.0	r 0.0	r 0.0	r 0.0	1.5	r 0.0	r 0.0	r 0.0	r 0.0	r 0.0
Barbados	316	0.1	r 0.0	r 0.0	r 0.0	r 0.0	r 0.0	0.1	r 0.0	r 0.0
Belize	339	0.1	r 0.0	r 0.0	r 0.0	r 0.0	r 0.0
Brazil	223	201.0	r 58.4	r 96.1	r 5.3	r 34.1	r 78.4	273.4	r 49.5	r 77.3	r 45.4	r 45.5	r 40.8
Chile	228	0.0	r 0.0	r 0.1	r 0.0	r 0.1	r 0.0	6.9	r 1.3	r 1.0	r 2.5	r 1.6	r 4.3
Colombia	233	0.0	r 1.3	r 0.0	r 0.0	r 2.1	2.1	r 0.1	r 0.2	r 0.2	r 0.3	r 0.1
Costa Rica	238	r 0.0	r 0.1	r 0.0	0.1	r 0.0	r 0.0	r 0.0	r 0.0	r 0.0
Curacao	354	0.0	r 0.0	r 0.0	r 0.0	r 0.0	r 0.0	0.7	r 0.0	r 0.0	r 0.0	r 0.0	r 0.0
Dominican Republic	243	0.0	r 0.1	r 0.1	r 0.1	r 0.1	r 0.1	0.3	r 0.0	r 0.0	r 0.0	r 0.0	r 0.0
Ecuador	248	0.0	r 0.1	r 0.4	0.3	r 0.0	r 0.1	r 0.0	r 0.1
El Salvador	253	r 0.0	r 0.0	0.1
Guatemala	258	0.0	32.6	r 0.1	r 7.7	r 0.0	r 2.6	r 0.0
Honduras	268	0.0	0.5
Jamaica	343	0.0	r 0.0	r 0.0	r 0.0	r 0.0	r 0.0	0.1	r 0.1	r 0.1	r 0.1	r 0.1	r 0.1
Mexico	273	0.2	r 0.1	r 0.0	r 0.2	r 0.1	r 0.1	16.2	r 1.9	r 2.9	r 3.3	r 1.5	r 3.5
Nicaragua	278	3.8	r 0.1	r 0.1	r 0.1	r 0.1	r 0.1
Panama	283	0.1	r 28.4	r 28.4	r 28.4	r 28.4	r 28.4	2.2	r 1.5	r 1.5	r 1.5	r 1.5	r 1.5
Paraguay	288	0.0	0.3	r 0.1	r 0.1	r 0.1	r 0.1	r 0.1
Peru	293	0.0	r 0.0	r 0.0	r 0.0	r 0.0	0.3	r 0.2	r 0.3	r 0.1	r 0.0	r 0.0
Trinidad and Tobago	369	0.4	r 0.0	r 0.0	r 0.0	r 0.0	r 0.0	0.2	r 0.0	r 0.0	r 0.0	r 0.0	r 0.0
Uruguay	298	0.0	r 0.4	r 0.3	r 0.5	r 0.6	r 0.2	1.3	r 0.3	r 0.3	r 0.1	r 0.0	r 0.1
Western Hem. n.s.	399	169.8	r 0.1	r 0.1	r 0.1	r 0.1	r 0.1
Other Countries n.i.e	910	0.0	0.0	0.0	0.0	0.0	4.1	2.0	2.9	3.3	3.4	2.8
Korea, Dem. People's Rep.	954	4.1	r 2.0	r 2.9	r 3.3	r 3.4	r 2.8
Countries & Areas n.s.	898	387.5	r 2.6	r 3.0	r 3.1	r 3.1	r 2.7
Memorandum Items													
Africa	605	1,732.5	366.9	1,083.4	266.6	308.1	425.0	863.7	243.9	263.8	265.4	311.9	244.5
Middle East	405	1,471.9	315.0	114.6	280.0	175.2	265.6	464.2	116.7	119.9	132.2	141.4	126.0
European Union	998	1,414.1	542.5	495.2	768.5	704.7	881.6	3,555.7	823.2	1,012.5	1,107.9	1,126.1	1,087.6
Export earnings: fuel	080	1,501.5	327.2	125.3	286.4	184.1	268.4	501.7	171.8	171.0	201.1	199.2	175.1
Export earnings: nonfuel	092	9,114.6	3,299.5	4,121.9	2,758.6	3,259.6	3,884.5	10,890.0	2,623.8	2,958.3	3,307.7	3,144.3	2,877.6

Gibraltar (823)

In Millions of U.S. Dollars

		Exports (FOB)						Imports (CIF)					
		2016	2017Q1	2017Q2	2017Q3	2017Q4	2018Q1	2016	2017Q1	2017Q2	2017Q3	2017Q4	2018Q1
IFS World	
World	001	314.9	127.0	93.4	76.0	150.4	66.2	8,412.8	2,292.7	2,308.0	2,051.8	2,449.7	2,682.2
Advanced Economies	110	200.2	89.1	36.8	34.7	113.5	18.2	6,264.7	1,959.3	1,925.5	1,789.3	1,935.8	2,210.4
Euro Area	163	159.7	84.8	34.8	31.6	111.5	8.5	3,554.9	1,360.8	1,380.2	1,268.5	1,465.5	1,729.6
Austria	122	e 0.1	e 0.0	e 0.0	e 0.0	e 0.0	e 0.0	e 1.6	e 0.7	e 0.1	e 0.1	e 0.4	e 2.6
Belgium	124	e 26.4	e 4.7	e 0.2	e 1.9	e 2.5	e 1.2	e 156.4	e 102.0	e 38.0	e 103.0	e 151.2	e 96.4
Cyprus	423	e 0.0	e 0.9	e 0.0	e 0.0	e 0.0	e 0.0	e 0.0	e 0.0	e 22.3
Estonia	939	e 0.0	e 0.0	e 0.0	e 0.0	e 4.3
Finland	172	e 0.1	e 0.0	e 0.0	e 36.5	e 0.0	e 0.1	e 0.1	e 21.5	e 0.0
France	132	e 2.4	e 1.5	e 3.2	e 0.2	e 17.8	e 0.0	e 365.7	e 67.5	e 74.3	e 22.6	e 45.5	e 54.2
Germany	134	e 1.4	e 68.8	e 0.6	e 0.0	e 0.8	e 0.4	e 23.9	e 5.0	e 223.7	e 13.0	e 8.1	e 6.4
Greece	174	e 2.9	e 0.0	e 0.5	e 0.0	e 0.0	e 0.0	e 449.3	e 123.4	e 200.4	e 191.5	e 254.9	e 293.2
Ireland	178	e 0.0	e 0.0	e 0.0	e 0.0	e 0.1	e 0.0	e 2.8	e 1.0	e 0.3	e 0.3	e 0.2	e 0.3
Italy	136	e 6.4	e 0.4	e 0.1	e 19.0	e 0.0	e 0.1	e 942.4	e 362.8	e 316.9	e 237.7	e 293.2	e 286.2
Latvia	941	e 0.0	e 0.0	e 46.2	e 0.0	e 0.0	e 0.0	e 0.0	e 0.1
Lithuania	946	e 0.0	e 0.0	e 0.0	e 0.0	e 20.7	e 0.2	e 0.3	e 0.6	e 0.9	e 21.5
Luxembourg	137	e 0.0	e 0.0	e 15.6	e 4.0	e 4.0	e 4.0	e 3.3	e 5.1
Malta	181	e 2.7	e 0.0	e 0.0	e 0.0	e 3.4	e 1.4	e 0.4	e 0.2	e 0.0	e 0.1	e 0.4	e 0.0
Netherlands	138	e 47.1	e 6.9	e 11.9	e 7.9	e 10.4	e 3.7	e 606.2	e 277.3	e 199.9	e 383.7	e 116.6	e 533.5
Portugal	182	e 0.6	e 0.0	e 0.0	e 0.1	e 5.8	e 0.4	e 156.9	e 77.6	e 39.1	e 58.4	e 40.0	e 43.7
Slovak Republic	936	e 0.0	e 2.7	e 0.4	e 0.2	e 0.4	e 0.2	e 0.2
Slovenia	961	e 0.1	e 0.1	e 0.1	e 0.1	e 0.1	e 0.0
Spain	184	e 69.6	e 1.6	e 18.4	e 2.5	e 70.8	e 1.2	e 727.4	e 338.7	e 282.8	e 252.9	e 529.3	e 359.4
Australia	193	e 0.0	e 0.1	e 0.0	e 0.0	e 0.0	e 0.0	e 0.0
Canada	156	e 2.7	e 0.0	e 0.0	e 0.0	e 0.0	e 0.0	e 0.2	e 0.0	e 21.5	e 39.3	e 0.1	e 0.1
China,P.R.: Hong Kong	532	e 0.6	e 0.2	e 0.1	e 0.0	e 1.1	e 0.2	e 0.4	e 0.3	e 0.7	e 0.3
Czech Republic	935	e 0.1	e 0.4	e 0.0	e 1.7	e 0.0	e 2.5	e 0.4	e 0.1	e 0.1	e 0.1	e 13.8	e 10.2
Denmark	128	e 0.2	e 0.3	e 0.0	e 0.0	e 0.0	e 0.0	e 4.1	e 0.9	e 1.6	e 0.8	e 0.8	e 0.5
Iceland	176	e 1.1	e 0.1	e 0.1	e 0.4	e 0.5	e 0.3
Israel	436	e 0.1	e 0.2	e 0.1	e 0.1	e 23.9	e 1.0	e 0.1	e 17.4	e 0.1	e 23.6
Japan	158	e 0.2	e 0.0	e 0.0	e 76.5	e 20.0	e 23.4	e 6.9
Korea, Republic of	542	e 0.0	e 2.4	e 0.0	e 0.0	e 2.1	e 0.6	e 0.5	e 0.8	e 0.2	e 0.6
New Zealand	196	e 0.0	e 0.0	e 0.0	e 2.0	e 0.8	e 0.0	e 0.2	e 0.3	e 0.3	e 0.0
Norway	142	e 5.5	e 0.0	e 0.0	e 0.0	e 0.0	e 24.6	e 14.7	e 14.0	e 0.2	e 0.6	e 44.9
Singapore	576	e 0.0	e 0.0	e 0.1	e 0.0	e 0.0	e 0.0	e 41.3	e 15.2	e 11.3	e 12.1	e 10.2	e 5.8
Sweden	144	e 0.0	e 0.0	e 0.0	e 0.0	e 0.0	e 0.0	e 128.6	e 72.0	e 25.4	e 48.4	e 31.9	e 86.3
Switzerland	146	e 0.0	e 0.0	e 0.0	e 0.0	e 0.0	e 0.0	e 8.7	e 2.7	e 1.4	e 2.4	e 1.4	e 3.2
United Kingdom	112	e 30.8	e 0.9	e 1.6	e 0.9	e 1.5	e 4.8	e 518.3	e 137.3	e 127.7	e 130.8	e 122.9	e 100.9
United States	111	e 0.3	e 0.1	e 0.1	e 0.1	e 0.3	e 0.2	e 1,878.0	e 333.6	e 317.7	e 260.8	e 287.0	e 204.0
Emerg. & Dev. Economies	200	114.7	37.8	56.5	41.4	36.9	48.0	2,148.1	333.5	382.5	262.5	513.9	471.8
Emerg. & Dev. Asia	505	0.2	0.0	0.1	0.7	0.0	0.8	1,292.1	35.1	1.0	38.3	102.8	111.0
China,P.R.: Mainland	924	e 0.0	e 0.0	e 0.0	e 0.0	e 0.0	e 7.6	e 0.7	e 0.7	e 1.7	e 1.1	e 0.2
India	534	e 1,284.0	e 34.2	e 36.2	e 101.5	e 110.4
Malaysia	548	e 0.0	e 0.0	e 0.0	e 0.0	e 0.0	e 0.2	e 0.1	e 0.1	e 0.1	e 0.1	e 0.1
Philippines	566	e 0.6	e 0.8	e 0.0	e 0.0
Sri Lanka	524	e 0.0	e 0.0	e 0.0	e 0.0	e 0.0	e 0.0	e 0.2	e 0.2	e 0.2	e 0.0
Thailand	578	e 0.0	e 0.0	e 0.0	e 0.0	e 0.0	e 0.0	e 0.3	e 0.0	e 0.1	e 0.1	e 0.1	e 0.3
Timor-Leste	537	e 0.1	e 0.0	e 0.0	e 0.0	e 0.0	e 0.0
Europe	170	58.5	9.5	15.0	5.1	0.0	8.1	566.9	173.5	291.0	179.3	395.0	317.2
Emerg. & Dev. Europe	903	58.4	9.5	15.0	5.1	0.0	8.1	332.3	107.9	159.3	92.5	86.6	219.3
Bulgaria	918	e 0.1	e 0.0	e 0.0	e 0.0	e 0.0	e 26.5	e 15.6	e 16.2	e 6.7	e 24.8	e 16.1
Croatia	960	e 0.0	e 0.1	e 0.0	e 0.0	e 0.0	e 124.3	e 25.3	e 45.6	e 23.2	e 38.9	e 11.5
Faroe Islands	816	e 0.0	e 0.0	e 0.0	e 0.0	e 0.0	e 0.0	e 0.4	e 0.1	e 0.1	e 0.1	e 0.1	e 0.1
Hungary	944	e 0.0	e 0.0	e 0.0	e 0.0	e 0.6	e 1.4	e 1.0	e 0.4	e 0.1	e 0.2
Poland	964	e 51.7	e 9.4	e 15.0	e 5.1	e 0.0	e 8.1	e 70.2	e 14.1	e 12.4	e 41.0	e 0.8	e 1.3
Romania	968	e 0.2	e 0.0	e 35.6	e 8.8	e 8.8	e 9.1	e 76.3
Serbia, Republic of	942	e 0.0	e 0.0	e 0.1	e 0.2	e 0.1
Turkey	186	e 6.4	e 0.0	e 0.0	e 0.0	e 74.7	e 42.7	e 75.1	e 11.9	e 21.9	e 113.9
CIS	901	0.1	0.0	0.0	0.0	0.0	0.0	234.6	65.6	131.7	86.8	308.3	97.9
Azerbaijan, Rep. of	912	e 0.1	e 0.0	e 0.0	e 0.0	e 36.8

Gibraltar (823)

In Millions of U.S. Dollars

		Exports (FOB)						Imports (CIF)					
		2016	2017Q1	2017Q2	2017Q3	2017Q4	2018Q1	2016	2017Q1	2017Q2	2017Q3	2017Q4	2018Q1
Moldova	921	e 0.0	e 0.0	e 0.0	e 0.0	e 0.0	e 0.0	e 0.4	e 0.2	e 0.2	e 0.3	e 0.3	e 0.3
Russian Federation	922	e 0.0	e 0.0	e 0.0	e 0.0	e 0.0	e 234.2	e 65.3	e 131.5	e 86.5	e 308.0	e 60.8
Mid East, N Africa, Pak	440	24.5	21.9	34.7	28.9	30.0	32.3	90.2	76.5	81.2	35.2	5.0	4.7
Algeria	612	e 90.0	e 21.3	e 14.6	e 12.7
Lebanon	446	e 12.5
Mauritania	682	e 21.7	e 27.2	e 24.9	e 30.0	e 29.1
Morocco	686	e 3.1	e 0.1	e 7.5	e 3.9	e 0.0	e 3.1	e 0.1	e 0.0	e 0.0	e 0.0	e 0.0
Oman	449	e 2.1	e 4.2	e 5.0	e 4.7
Qatar	453	e 33.5	e 23.3
Saudi Arabia	456	e 0.0	e 0.0	e 0.0	e 0.0	e 0.1	e 21.7	e 41.1	e 18.4
Tunisia	744	e 8.8	e 0.0	e 0.0	e 0.1	e 0.0	e 0.0	e 0.0
Sub-Saharan Africa	603	27.4	6.3	6.7	6.6	6.8	6.6	21.5	3.3	5.4	5.0	5.0	9.3
Angola	614	e 0.3	e 0.1	e 0.1	e 0.1	e 0.1	e 0.1
Benin	638	e 0.2	e 0.0	e 0.0	e 0.1	e 0.0	e 0.0
Burkina Faso	748	e 0.2	e 0.1	e 0.1	e 0.1	e 0.1	e 0.1
Cabo Verde	624	e 2.9	e 0.4	e 0.5	e 0.5	e 0.6	e 0.5
Cameroon	622	e 0.0	e 0.0	e 0.0	e 0.0	e 0.1	e 0.0
Côte d'Ivoire	662	e 15.4	e 3.9	e 3.9	e 3.9	e 3.9	e 3.9	e 0.1	e 0.0	e 0.0	e 0.0	e 0.0	e 0.0
Ghana	652	e 0.1	e 0.1	e 0.1	e 0.2	e 0.2	e 0.1
Guinea	656	e 0.5	e 0.2	e 0.2	e 0.2	e 0.2	e 0.2
Malawi	676	e 0.3	e 0.1	e 0.1	e 0.1	e 0.1	e 0.1
Mozambique	688	e 0.3	e 0.1	e 0.1	e 0.1	e 0.1	e 0.1
Namibia	728	e 0.0	e 0.0	e 0.0	e 0.0	e 0.0	e 0.0	e 0.2	e 0.0	e 0.0	e 0.0	e 0.0	e 0.0
Nigeria	694	e 6.4	e 1.4	e 1.5	e 1.4	e 1.4	e 1.5
Senegal	722	e 0.3	e 0.0	e 0.1	e 2.7
Sierra Leone	724	e 0.1
South Africa	199	e 0.1	e 0.0	e 0.0	e 18.3	e 3.3	e 5.4	e 4.9	e 5.0	e 9.3
Tanzania	738	e 0.1	e 0.0	e 0.0	e 0.1	e 0.0
Western Hemisphere	205	4.1	0.1	0.0	0.1	0.1	0.2	177.5	45.0	3.8	4.7	6.1	29.5
Belize	339	e 0.8	e 0.0
Bolivia	218	e 0.1	e 0.1	e 0.1	e 0.1
Brazil	223	e 0.0	e 0.0	e 0.0	e 0.0	e 0.0	e 0.0	e 0.2	e 0.1	e 0.0	e 0.0	e 0.2	e 24.9
Chile	228	e 0.0	e 0.0	e 0.1
Colombia	233	e 0.0	e 0.0	e 0.0	e 177.1	e 41.3
Guatemala	258	e 3.0	e 0.1	e 1.2	e 2.3
Jamaica	343	e 3.5	e 3.6	e 3.3	e 3.5	e 4.5
Mexico	273	e 0.1	e 0.0	e 0.0	e 0.0	e 0.0	e 0.0	e 0.1	e 0.1	e 0.1	e 0.1	e 0.2	e 0.0
Trinidad and Tobago	369	e 0.1	e 0.0	e 0.0	e 0.0	e 0.0	e 0.0
Memorandum Items													
Africa	605	39.3	28.2	41.4	35.4	36.8	38.8	111.6	24.7	20.1	17.6	5.0	9.3
Middle East	405	12.5	0.0	0.0	0.0	0.0	0.1	0.0	55.1	66.6	22.5	5.0	4.7
European Union	998	242.8	95.9	51.4	39.4	113.1	24.0	4,463.6	1,636.3	1,619.0	1,529.0	1,699.3	2,032.8
Export earnings: fuel	080	7.0	1.6	1.7	1.6	1.6	1.7	501.4	183.1	212.7	121.7	313.0	102.3
Export earnings: nonfuel	092	307.9	125.4	91.7	74.4	148.8	64.5	7,911.5	2,109.7	2,095.2	1,930.1	2,136.7	2,579.9

Greece (174)

In Millions of U.S. Dollars

		Exports (FOB)						Imports (CIF)					
		2016	2017Q1	2017Q2	2017Q3	2017Q4	2018Q1	2016	2017Q1	2017Q2	2017Q3	2017Q4	2018Q1
IFS World		28,055.3	7,356.0	8,004.4	8,087.0	9,149.2	9,669.1	48,225.2	14,310.6	13,539.0	13,455.0	15,364.6	16,222.4
World	001	28,170.4	7,359.7	8,037.3	8,081.4	9,146.7	9,672.7	48,897.2	14,289.7	13,608.0	13,441.1	15,364.9	16,213.1
Advanced Economies	110	15,521.1	3,991.6	4,520.2	4,393.4	4,580.1	5,069.2	27,255.4	7,935.3	7,810.9	7,006.8	8,416.1	8,338.1
Euro Area	163	11,079.5	2,821.0	3,146.6	2,963.7	3,243.5	3,649.4	20,290.9	5,098.6	5,543.3	5,643.9	6,042.2	6,385.6
Austria	122	223.9	r 52.2	r 62.4	r 66.9	r 90.1	r 84.5	533.1	r 125.1	r 134.5	r 145.4	r 138.5	r 151.3
Belgium	124	388.5	r 95.5	r 150.9	r 111.2	r 91.0	r 116.3	1,763.3	r 497.0	r 457.6	r 543.0	r 500.0	r 508.3
Cyprus	423	1,807.2	r 486.8	r 508.1	r 526.1	r 574.4	r 582.9	424.8	r 99.8	r 115.8	r 100.6	r 130.0	r 137.8
Estonia	939	12.9	r 3.6	r 7.4	r 3.9	r 5.1	r 7.1	18.2	r 3.1	r 5.0	r 3.6	r 4.3	r 4.9
Finland	172	169.7	r 38.3	r 35.4	r 35.8	r 43.6	r 50.0	135.1	r 33.5	r 47.2	r 44.6	r 47.0	r 49.0
France	132	788.6	r 206.4	r 225.1	r 221.6	r 222.8	r 280.0	2,157.5	r 541.5	r 642.5	r 578.4	r 654.7	r 688.9
Germany	134	2,169.7	r 540.1	r 596.4	r 597.1	r 587.3	r 618.3	5,428.7	r 1,389.8	r 1,456.3	r 1,489.4	r 1,615.7	r 1,746.5
Ireland	178	93.2	r 25.3	r 39.6	r 36.9	r 35.5	r 27.6	341.2	r 80.9	r 97.0	r 111.6	r 126.0	r 133.0
Italy	136	3,136.4	r 811.5	r 928.4	r 797.4	r 920.8	r 1,032.4	4,305.4	r 1,021.6	r 1,136.6	r 1,176.4	r 1,277.2	r 1,322.2
Latvia	941	18.9	r 3.8	r 6.7	r 6.4	r 5.9	r 7.0	19.6	r 3.2	r 4.8	r 4.3	r 7.0	r 5.1
Lithuania	946	50.4	r 10.8	r 18.6	r 15.9	r 12.8	r 15.8	29.6	r 5.8	r 8.8	r 9.5	r 9.9	r 8.4
Luxembourg	137	10.5	r 2.2	r 2.7	r 5.6	r 2.8	r 3.9	68.9	r 18.1	r 23.2	r 19.1	r 21.3	r 22.6
Malta	181	250.6	r 62.5	r 76.0	r 72.7	r 71.7	r 118.7	24.2	r 6.4	r 5.5	r 8.6	r 9.4	r 6.4
Netherlands	138	678.3	r 158.6	r 170.6	r 182.2	r 196.3	r 197.8	2,712.2	r 677.4	r 741.7	r 787.8	r 810.8	r 800.7
Portugal	182	179.6	r 41.4	r 46.2	r 50.9	r 51.2	r 54.6	109.3	r 24.3	r 40.8	r 30.1	r 41.9	r 33.8
Slovak Republic	936	88.0	r 27.7	r 27.2	r 19.4	r 29.0	r 31.4	169.2	r 43.5	r 54.3	r 44.7	r 57.6	r 60.7
Slovenia	961	233.6	r 35.2	r 86.4	r 35.3	r 66.6	r 87.2	240.7	r 54.7	r 66.2	r 62.4	r 52.1	r 73.5
Spain	184	779.6	r 218.9	r 158.5	r 178.3	r 236.6	r 334.0	1,809.8	r 472.9	r 505.5	r 484.4	r 538.8	r 632.4
Australia	193	142.0	r 37.1	r 39.3	r 46.9	r 47.8	r 45.3	10.3	r 1.7	r 3.0	r 8.7	r 3.1	r 3.4
Canada	156	151.8	r 29.5	r 42.3	r 63.2	r 38.0	r 38.2	83.4	r 20.4	r 20.9	r 15.6	r 39.5	r 29.7
China,P.R.: Hong Kong	532	67.7	r 23.6	r 23.5	r 20.9	r 21.4	r 35.4	30.9	r 8.9	r 6.2	r 6.5	r 7.2	r 10.3
China,P.R.: Macao	546	0.3	r 0.1	r 0.3	r 0.1	r 0.1	r 0.2	1.1	r 0.1	r 0.3	r 0.2	r 0.0	r 0.0
Czech Republic	935	227.9	r 57.7	r 60.7	r 74.8	r 68.3	r 75.0	324.9	r 77.6	r 85.2	r 91.4	r 102.2	r 122.6
Denmark	128	185.9	r 55.3	r 49.2	r 54.2	r 62.8	r 66.0	584.2	r 133.9	r 167.0	r 152.7	r 186.1	r 144.1
Iceland	176	3.7	r 0.5	r 1.2	r 1.3	r 1.1	r 1.0	5.3	r 0.5	r 0.9	r 0.3	r 0.7	r 0.3
Israel	436	299.0	r 139.6	r 171.3	r 89.0	r 94.2	r 122.1	350.6	r 106.3	r 147.3	r 168.1	r 188.3	r 170.5
Japan	158	61.2	r 15.6	r 28.9	r 21.4	r 41.5	r 16.2	315.5	r 33.9	r 34.6	r 30.2	r 38.2	r 180.7
Korea, Republic of	542	145.6	r 94.7	r 28.9	r 39.2	r 51.6	r 31.9	1,997.7	r 1,572.4	r 1,003.6	r 98.4	r 795.6	r 355.3
New Zealand	196	14.5	r 3.7	r 4.0	r 5.1	r 4.9	r 4.3	35.0	r 3.9	r 13.7	r 11.3	r 1.9	r 8.7
Norway	142	64.4	r 14.5	r 20.5	r 27.4	r 19.0	r 27.1	94.1	r 37.0	r 28.2	r 29.1	r 29.8	r 29.1
San Marino	135	1.2	r 1.5	r 1.5	r 1.7	r 1.8	r 0.8	2.6	r 0.9	r 0.4	r 0.6	r 1.7	r 0.7
Singapore	576	305.2	r 79.1	r 166.5	r 110.5	r 162.2	r 187.1	45.6	r 10.4	r 11.9	r 9.8	r 7.8	r 11.4
Sweden	144	205.6	r 44.7	r 54.1	r 70.0	r 53.4	r 70.9	395.2	r 116.5	r 108.2	r 107.1	r 145.9	r 108.6
Switzerland	146	149.3	r 34.9	r 38.1	r 42.5	r 46.7	r 46.2	461.7	r 133.3	r 111.2	r 125.5	r 103.3	r 137.3
Taiwan Prov.of China	528	13.0	r 4.9	r 8.2	r 3.8	r 3.2	r 3.8	133.0	r 31.3	r 33.4	r 44.8	r 40.2	r 33.9
United Kingdom	112	1,191.5	r 278.0	r 312.7	r 364.9	r 317.0	r 312.7	1,363.0	r 307.4	r 315.2	r 311.4	r 402.9	r 430.4
United States	111	1,211.7	r 255.7	r 322.4	r 392.7	r 301.6	r 335.6	730.4	r 240.3	r 176.3	r 150.8	r 279.5	r 175.5
Emerg. & Dev. Economies	200	12,624.8	3,364.0	3,510.4	3,684.5	4,562.6	4,583.9	21,626.9	6,351.2	5,792.9	6,430.9	6,944.9	7,871.5
Emerg. & Dev. Asia	505	780.6	183.9	235.6	211.7	389.9	419.5	4,278.0	971.8	1,006.0	1,141.5	1,092.8	1,385.8
Bangladesh	513	31.5	r 5.7	r 6.0	r 4.8	r 17.6	r 7.5	40.1	r 11.4	r 8.9	r 18.8	r 15.4	r 13.9
Brunei Darussalam	516	0.1	r 0.0	r 0.0	r 0.1	r 0.1	r 0.1
Cambodia	522	2.1	r 0.7	r 0.4	r 0.5	r 0.4	r 0.8	16.6	r 4.4	r 5.2	r 4.8	r 4.3	r 3.0
China,P.R.: Mainland	924	363.6	r 93.0	r 135.9	r 115.3	r 193.3	r 193.6	3,199.4	r 707.3	r 711.1	r 838.5	r 816.8	r 1,058.8
F.T. French Polynesia	887	0.3	r 0.0	r 0.1	r 0.0	r 0.1	r 0.0	0.6	r 0.1	r 0.2	r 0.3	r 0.1
F.T. New Caledonia	839	0.7	r 0.1	r 0.1	r 0.2	r 0.1	r 0.1	0.0
Guam	829	0.0	r 0.0	r 0.0	r 0.0	r 14.7	0.0
India	534	69.0	r 15.9	r 16.6	r 14.6	r 64.8	r 94.4	330.0	r 87.9	r 110.3	r 119.0	r 90.4	r 144.1
Indonesia	536	79.9	r 22.3	r 17.3	r 9.6	r 26.9	r 20.2	154.2	r 41.0	r 47.4	r 43.5	r 55.9	r 53.7
Lao People's Dem.Rep	544	0.4	r 0.0	r 0.0	r 0.0	r 0.1	r 0.0	r 0.1
Malaysia	548	13.3	r 2.9	r 2.3	r 2.3	r 3.9	r 2.6	78.6	r 16.8	r 23.9	r 25.4	r 18.5	r 22.9
Maldives	556	0.7	r 0.1	r 0.1	r 0.5	r 0.2	r 0.1	0.0	r 0.0
Marshall Islands	867	82.3	r 21.1	r 27.4	r 20.8	r 26.1	r 22.0	141.6	r 1.3	r 11.2	r 0.0	r 12.0	r 0.0
Mongolia	948	0.5	r 0.1	r 0.3	r 0.1	r 0.2	r 0.1	0.0	r 0.0	r 0.0	r 0.0
Myanmar	518	0.5	r 0.2	r 0.4	r 0.0	r 0.4	r 0.1	2.7	r 0.7	r 0.7	r 1.2	r 1.3	r 2.0
Nepal	558	0.1	r 0.0	r 0.0	r 0.0	r 0.0	r 0.0	0.3	r 0.1	r 0.0	r 0.1	r 0.0	r 0.0
Palau	565	1.7	r 0.8	r 0.6	r 0.3	r 0.5	r 0.3	7.3	r 0.0

Greece (174)

In Millions of U.S. Dollars

		Exports (FOB)						Imports (CIF)					
		2016	2017Q1	2017Q2	2017Q3	2017Q4	2018Q1	2016	2017Q1	2017Q2	2017Q3	2017Q4	2018Q1
Papua New Guinea	853	0.0	r 0.0	r 0.0	r 0.0	r 0.0	r 0.0	0.7	r 0.1	r 0.2	r 0.1	r 0.2
Philippines	566	11.1	r 1.3	r 1.6	r 17.1	r 1.8	r 35.9	8.3	r 2.0	r 2.1	r 1.8	r 1.7	r 1.7
Solomon Islands	813	0.0	r 0.0	0.1
Sri Lanka	524	7.1	r 1.8	r 1.4	r 0.8	r 2.4	r 1.1	4.2	r 1.2	r 1.1	r 1.2	r 0.9	r 1.1
Thailand	578	48.3	r 8.1	r 7.4	r 15.9	r 17.1	r 12.4	122.3	r 27.4	r 35.5	r 31.9	r 26.8	r 30.1
Tonga	866	0.0	r 0.4
Tuvalu	869	0.3	r 0.0	r 0.1	r 0.2	r 0.2	r 0.1
Vanuatu	846	1.0	r 0.6	r 0.0	r 0.1	r 0.0	r 0.1	0.0	r 0.0
Vietnam	582	50.4	r 8.4	r 8.4	r 7.3	r 21.8	r 12.6	168.8	r 70.1	r 48.2	r 52.7	r 47.0	r 53.8
Asia n.s.	598	15.7	r 0.7	r 9.1	r 1.1	r 12.1	r 0.6	2.3	r 0.0	r 2.0	r 1.8
Europe	170	7,127.9	1,791.5	2,107.2	2,161.0	2,683.1	2,611.3	10,708.4	3,002.9	2,916.8	2,970.5	3,281.6	3,536.5
Emerg. & Dev. Europe	903	6,420.8	1,685.6	1,943.3	1,968.7	2,498.4	2,424.4	5,903.0	1,422.3	1,598.2	1,722.3	1,851.0	1,923.5
Albania	914	419.1	r 97.5	r 155.6	r 140.9	r 127.5	r 130.3	126.8	r 21.5	r 27.8	r 24.8	r 26.9	r 36.1
Bosnia and Herzegovina	963	71.3	r 17.5	r 22.3	r 24.6	r 26.3	r 26.8	8.8	r 1.9	r 1.8	r 3.4	r 6.1	r 2.5
Bulgaria	918	1,451.3	r 336.6	r 382.6	r 401.4	r 464.1	r 433.2	1,780.3	r 418.5	r 492.9	r 511.7	r 539.9	r 547.2
Croatia	960	91.4	r 22.9	r 23.2	r 23.9	r 19.4	r 29.0	59.7	r 13.7	r 11.1	r 18.2	r 16.0	r 20.3
Faroe Islands	816	0.2	r 0.1	r 0.0	r 0.0	r 0.0	r 0.0	0.5	r 0.3	r 1.2	r 1.9	r 0.3	r 0.6
Gibraltar	823	423.9	r 116.4	r 189.1	r 180.7	r 240.4	r 276.6	3.1	r 0.0	r 0.5	r 0.0	r 0.0	r 0.0
Hungary	944	141.3	r 36.6	r 41.0	r 39.0	r 41.4	r 55.3	445.2	r 111.4	r 128.2	r 125.1	r 123.0	r 149.3
Kosovo	967	41.9	r 10.1	r 12.7	r 13.8	r 12.7	r 11.4	1.7	r 0.2	r 0.2	r 0.4	r 0.5	r 0.3
Macedonia, FYR	962	626.7	r 152.8	r 174.2	r 190.0	r 210.0	r 199.7	244.5	r 48.3	r 70.1	r 73.0	r 62.6	r 73.5
Montenegro	943	122.7	r 23.8	r 36.8	r 49.8	r 28.5	r 31.8	0.3	r 0.1	r 0.0	r 0.1	r 0.2	r 0.3
Poland	964	440.6	r 110.2	r 118.8	r 135.8	r 156.2	r 155.6	693.5	r 187.3	r 200.6	r 238.0	r 250.0	r 232.3
Romania	968	851.1	r 220.5	r 234.9	r 260.7	r 272.9	r 283.3	850.8	r 217.2	r 216.9	r 277.2	r 310.8	r 284.7
Serbia, Republic of	942	248.8	r 61.9	r 72.9	r 70.8	r 80.5	r 77.9	166.1	r 38.1	r 51.6	r 51.2	r 49.3	r 49.9
Turkey	186	1,490.5	r 478.7	r 479.2	r 437.3	r 818.5	r 713.6	1,521.8	r 363.8	r 395.3	r 397.2	r 465.3	r 526.7
CIS	901	706.8	105.8	163.9	192.2	184.5	186.9	4,805.3	1,580.5	1,318.0	1,248.2	1,430.6	1,613.0
Armenia	911	11.9	r 2.2	r 4.3	r 2.8	r 4.5	r 3.6	0.3	r 0.0	r 0.0	r 0.0	r 5.0	r 0.1
Azerbaijan, Rep. of	912	26.3	r 0.7	r 1.4	r 4.2	r 3.3	r 0.9	2.7	r 70.8	r 63.6	r 0.2	r 0.2	r 123.3
Belarus	913	10.2	r 1.5	r 2.9	r 4.1	r 3.5	r 2.7	0.8	r 0.2	r 0.2	r 0.3	r 1.9	r 1.5
Georgia	915	67.8	r 23.0	r 28.7	r 49.6	r 44.4	r 56.2	12.9	r 2.5	r 0.5	r 0.5	r 0.5	r 0.2
Kazakhstan	916	14.0	r 1.6	r 3.1	r 2.6	r 3.5	r 3.9	1,395.6	r 342.1	r 255.4	r 416.0	r 277.4	r 362.2
Kyrgyz Republic	917	0.2	r 0.1	r 0.1	r 1.2	r 1.3	r 0.1	0.3	r 0.1	r 0.0	r 0.3	r 0.2
Moldova	921	61.2	r 8.4	r 13.8	r 10.7	r 6.8	r 3.2	52.2	r 12.3	r 6.5	r 17.6	r 16.1	r 14.8
Russian Federation	922	238.0	r 36.8	r 65.4	r 91.0	r 73.7	r 55.0	3,114.3	r 1,085.4	r 939.5	r 760.7	r 1,067.6	r 1,024.0
Tajikistan	923	0.1	r 0.2	r 0.1	r 0.0	r 0.5	0.3	r 0.0	r 0.1	r 0.1	r 0.0
Turkmenistan	925	55.4	r 0.4	r 1.1	r 0.5	r 0.1	43.3	r 0.0	r 21.7	r 4.8	r 13.0
Ukraine	926	220.7	r 30.9	r 41.2	r 25.0	r 43.2	r 58.7	181.8	r 67.0	r 52.1	r 30.6	r 55.3	r 73.2
Uzbekistan	927	1.1	r 0.2	r 1.8	r 0.5	r 0.3	r 2.0	0.9	r 0.0	r 0.0	r 0.5	r 1.5	r 0.6
Europe n.s.	884	0.2	r 0.0	r 0.1	r 0.1	r 0.1	r 0.1	0.1	r 0.1	r 0.5	r 0.0	r 0.0
Mid East, N Africa, Pak	440	3,804.7	1,170.3	923.1	1,047.4	1,232.6	1,241.2	5,619.2	2,115.7	1,612.2	2,041.4	2,295.9	2,682.1
Afghanistan, I.R. of	512	4.7	r 0.1	r 0.3	r 0.1	r 0.1	r 0.2	0.0	r 0.0
Algeria	612	223.9	r 41.1	r 38.2	r 14.5	r 62.8	r 29.3	157.5	r 247.8	r 13.8	r 70.2	r 76.0	r 107.6
Bahrain, Kingdom of	419	10.8	r 2.3	r 1.9	r 3.2	r 3.6	r 3.2	19.7	r 0.0	r 0.0	r 0.1	r 0.3	r 0.4
Djibouti	611	1.4	r 0.4	r 0.9	r 1.1	r 0.3	r 0.8	0.0
Egypt	469	829.8	r 271.5	r 134.6	r 215.5	r 229.3	r 267.8	636.9	r 155.4	r 151.0	r 213.6	r 106.0	r 205.5
Iran, I.R. of	429	34.7	r 6.2	r 8.9	r 9.4	r 12.7	r 9.9	825.6	r 340.9	r 354.2	r 328.1	r 404.7	r 672.9
Iraq	433	30.4	r 8.9	r 20.3	r 20.7	r 19.4	r 14.5	2,590.2	r 879.3	r 596.0	r 908.9	r 1,183.0	r 1,261.3
Jordan	439	40.4	r 9.0	r 10.5	r 11.0	r 14.7	r 12.2	5.7	r 3.6	r 2.2	r 3.2	r 2.4	r 1.8
Kuwait	443	26.0	r 6.9	r 8.4	r 7.7	r 8.9	r 6.8	19.4	r 0.4	r 0.6	r 0.3	r 1.2	r 0.5
Lebanon	446	1,160.2	r 389.3	r 285.8	r 334.6	r 400.8	r 387.3	26.8	r 10.6	r 11.3	r 7.3	r 7.3	r 14.5
Libya	672	367.4	r 73.2	r 59.4	r 68.5	r 101.1	r 137.4	148.5	r 160.5	r 88.7	r 126.9	r 201.2	r 166.9
Mauritania	682	11.2	r 1.7	r 1.8	r 1.1	r 2.3	r 3.0	9.6	r 1.1	r 4.5	r 2.1	r 3.5	r 3.3
Morocco	686	92.0	r 45.1	r 32.2	r 13.9	r 19.0	r 56.6	50.6	r 10.1	r 38.6	r 8.9	r 26.5	r 4.1
Oman	449	20.6	r 3.2	r 3.3	r 2.9	r 4.0	r 5.6	1.8	r 0.3	r 0.1	r 1.6	r 0.4	r 0.5
Pakistan	564	6.8	r 3.9	r 2.8	r 2.8	r 14.3	r 5.1	61.4	r 16.0	r 17.0	r 16.0	r 15.1	r 20.5
Qatar	453	46.2	r 11.8	r 20.8	r 22.0	r 9.6	r 15.2	55.1	r 1.9	r 20.8	r 20.2	r 3.9	r 3.4
Saudi Arabia	456	495.4	r 172.9	r 180.1	r 220.0	r 196.3	r 175.8	927.7	r 263.1	r 284.4	r 312.8	r 226.5	r 156.9
Somalia	726	0.4	r 0.0	r 0.0	r 0.0	r 0.2	r 0.1	0.1
Sudan	732	6.9	r 1.3	r 1.6	r 1.9	r 1.7	r 1.2	13.1	r 4.4	r 6.3	r 3.3	r 1.9	r 4.7

Greece (174)

In Millions of U.S. Dollars

		Exports (FOB)						Imports (CIF)					
		2016	2017Q1	2017Q2	2017Q3	2017Q4	2018Q1	2016	2017Q1	2017Q2	2017Q3	2017Q4	2018Q1
Syrian Arab Republic	463	11.1	r 0.9	r 0.9	r 0.3	r 1.7	r 0.8	2.1	r 0.5	r 0.5	r 0.5	r 0.9	r 2.0
Tunisia	744	113.3	r 65.9	r 40.7	r 12.0	r 43.7	r 50.7	21.6	r 9.8	r 6.7	r 4.9	r 6.2	r 10.1
United Arab Emirates	466	266.7	r 54.2	r 68.7	r 82.6	r 84.6	r 57.1	43.0	r 9.6	r 15.1	r 11.6	r 27.9	r 44.5
West Bank and Gaza	487	0.9	r 0.2	r 0.3	r 0.2	r 0.3	r 0.4	0.2	r 0.0	r 0.0	r 0.0
Yemen, Republic of	474	3.5	r 0.3	r 0.7	r 1.3	r 1.2	r 0.6	2.5	r 0.5	r 0.4	r 0.8	r 0.9	r 0.9
Sub-Saharan Africa	603	306.2	96.7	91.9	113.8	113.6	132.4	328.7	107.1	106.1	113.2	78.9	80.4
Angola	614	3.0	r 0.4	r 0.5	r 0.4	r 0.4	r 0.4	0.0	r 0.1	r 0.1	r 0.0	r 0.0	r 0.2
Benin	638	1.3	r 0.0	r 1.3	r 0.1	r 0.0	r 0.1	0.0	r 0.0	r 0.0	r 0.0	r 0.0	r 0.1
Botswana	616	0.3	r 0.2	r 0.0	r 0.0	r 0.0	r 0.1	3.9	r 0.5	r 0.6	r 1.2	r 1.8	r 0.6
Burkina Faso	748	7.7	r 1.6	r 3.0	r 1.6	r 1.4	r 4.1	0.7	r 0.0
Burundi	618	0.4	r 0.1	r 0.3	r 0.1	r 0.1	r 0.1
Cabo Verde	624	0.1	r 0.0	r 11.7	r 0.0	r 0.0	r 0.1	r 0.1
Cameroon	622	12.2	r 0.6	r 1.3	r 1.0	r 1.6	r 1.3	4.7	r 0.8	r 0.8	r 1.0	r 1.1	r 0.7
Central African Rep.	626	0.2	r 0.0	r 0.1	r 0.0	r 0.0
Chad	628	0.0	r 0.0	r 0.0	r 0.0	r 0.1	0.2	r 0.0	r 0.1
Comoros	632	0.4	r 0.2	r 0.4	r 0.2	r 0.2	r 0.4	0.4	r 0.1	r 0.1	r 0.1
Congo, Dem. Rep. of	636	0.4	r 0.3	r 0.1	r 0.1	r 0.6	r 0.3	3.0	r 1.3	r 1.4	r 0.8	r 0.7	r 0.2
Congo, Republic of	634	2.9	r 0.4	r 0.7	r 0.7	r 0.8	r 0.4	109.3	r 51.2	r 34.5	r 44.1	r 14.9	r 28.9
Côte d'Ivoire	662	5.6	r 2.7	r 1.6	r 6.7	r 2.8	r 3.7	8.5	r 1.4	r 1.0	r 5.9	r 2.7	r 1.3
Equatorial Guinea	642	0.1	r 0.0	r 0.1	r 0.0	0.2	r 0.1	r 0.1	r 0.0
Eritrea	643	r 0.9	r 0.0
Ethiopia	644	16.0	r 1.4	r 3.0	r 6.5	r 2.0	r 0.8	9.0	r 0.8	r 1.7	r 1.7	r 3.3	r 3.4
Gabon	646	5.6	r 1.3	r 1.3	r 0.2	r 0.1	r 0.2	22.6	r 2.7	r 3.2	r 2.4	r 10.0	r 1.4
Gambia, The	648	0.0	r 0.0	r 0.1	r 0.1	r 0.0	r 0.1
Ghana	652	18.0	r 6.7	r 4.4	r 10.3	r 10.9	r 10.1	3.1	r 1.0	r 0.3	r 2.3	r 2.3	r 2.2
Guinea	656	4.3	r 2.7	r 2.5	r 0.3	r 0.2	r 0.3	0.0	r 0.0	r 0.0	r 0.0
Guinea-Bissau	654	0.2	r 0.0
Kenya	664	8.0	r 2.2	r 2.5	r 2.5	r 3.1	r 3.3	3.0	r 0.8	r 1.1	r 2.8	r 1.0	r 1.1
Liberia	668	85.0	r 30.1	r 26.5	r 30.6	r 46.1	r 53.6	21.9	r 0.0	r 10.6	r 0.0	r 0.0	r 9.1
Madagascar	674	2.0	r 0.2	r 0.3	r 0.6	r 0.5	r 0.5	2.0	r 0.3	r 0.1	r 0.5	r 0.5	r 0.5
Malawi	676	0.0	r 0.1	r 0.0	r 0.0	7.9	r 1.7	r 2.5	r 1.1	r 0.9	r 0.9
Mali	678	5.7	r 0.1	r 0.1	r 0.3	r 0.3	r 0.2
Mauritius	684	3.4	r 0.8	r 0.9	r 1.1	r 1.1	r 0.9	24.7	r 6.3	r 5.9	r 9.5	r 5.3	r 4.7
Mozambique	688	0.5	r 0.3	r 0.1	r 0.1	r 0.0	r 0.4	4.7	r 6.2	r 6.0	r 0.6	r 1.5	r 1.9
Namibia	728	0.7	r 0.4	r 1.3	r 2.7	r 0.5	r 1.8	3.2	r 0.8	r 0.5	r 1.3	r 1.2	r 1.0
Niger	692	0.0	r 0.7	r 0.0	0.0	r 0.0	r 0.0	r 0.0	r 0.1
Nigeria	694	24.2	r 9.9	r 8.2	r 7.1	r 13.2	r 7.8	13.8	r 5.4	r 4.7	r 3.9	r 3.0	r 3.3
Rwanda	714	0.2	r 0.1	r 0.0	r 0.2	r 0.1	r 0.0	0.1	r 0.0	r 0.7
Senegal	722	14.6	r 0.6	r 2.1	r 6.4	r 0.7	r 1.9	9.8	r 2.3	r 2.5	r 3.1	r 1.7	r 2.5
Seychelles	718	1.7	r 0.2	r 0.2	r 0.3	r 0.1	r 0.3	0.0	r 0.1	r 0.0
Sierra Leone	724	4.9	r 1.8	r 0.7	r 0.5	r 0.8	r 1.1	0.5	r 1.1	r 0.0
South Africa	199	58.6	r 15.4	r 15.7	r 19.1	r 23.0	r 21.7	52.0	r 14.9	r 19.3	r 24.3	r 15.2	r 11.2
Swaziland	734	0.1	r 0.0	r 0.0	r 0.0	r 0.0	0.0
Tanzania	738	2.6	r 0.4	r 0.6	r 0.8	r 0.9	r 0.5	9.3	r 1.4	r 1.6	r 2.5	r 9.1	r 1.6
Togo	742	10.6	r 10.4	r 11.0	r 0.6	r 1.2	r 12.6	0.8	r 0.0	r 0.0	r 0.0	r 0.0	r 0.0
Uganda	746	1.3	r 0.4	r 0.6	r 0.7	r 0.3	r 0.4	3.6	r 0.9	r 1.3	r 1.3	r 2.1	r 1.7
Zambia	754	1.2	r 0.2	r 0.1	r 0.3	r 0.2	r 2.4	0.3	r 1.9	r 4.0	r 2.6	r 0.0
Zimbabwe	698	0.2	r 0.1	r 0.0	r 0.1	r 0.4	r 0.7	5.6	r 3.3	r 2.4	r 0.2	r 0.1	r 0.8
Africa n.s.	799	2.2	r 2.8	r 0.0	r 0.0	r 0.0
Western Hemisphere	205	605.4	121.7	152.6	150.6	143.4	179.4	692.6	153.6	151.8	164.3	195.7	186.6
Anguilla	312	0.0	r 0.1	r 0.0	r 0.0	r 0.0	r 1.2
Antigua and Barbuda	311	12.6	r 4.4	r 5.2	r 6.0	r 5.6	r 4.6	0.1	r 0.0	r 0.0
Argentina	213	4.1	r 1.0	r 1.3	r 2.7	r 1.6	r 22.3	128.4	r 32.8	r 26.7	r 40.7	r 50.0	r 43.7
Aruba	314	0.1	r 0.0	r 0.0	r 0.0	r 0.0	r 0.0	r 0.0	r 0.0	r 0.0
Bahamas, The	313	50.7	r 5.4	r 16.3	r 18.0	r 11.9	r 4.6	0.5	r 0.1	r 0.1	r 0.2	r 10.5	r 0.1
Barbados	316	3.4	r 1.2	r 1.3	r 0.7	r 1.4	r 1.3	0.0	r 0.0	r 0.0	r 0.0
Belize	339	2.0	r 0.5	r 6.8	r 1.4	r 0.4	r 0.4	0.0	r 0.4	r 0.5	r 0.0
Bermuda	319	7.1	r 0.2	r 3.0	r 5.0	r 1.4	r 0.0	0.0
Bolivia	218	1.2	r 0.3	r 0.1	r 0.8	r 0.3	r 0.4	0.6	r 0.3	r 0.0	r 0.1	r 0.1	r 0.2
Brazil	223	105.5	r 7.2	r 7.0	r 8.4	r 6.9	r 42.0	148.0	r 27.2	r 27.1	r 26.5	r 26.4	r 29.3

Greece (174)

In Millions of U.S. Dollars

		Exports (FOB)						Imports (CIF)					
		2016	2017Q1	2017Q2	2017Q3	2017Q4	2018Q1	2016	2017Q1	2017Q2	2017Q3	2017Q4	2018Q1
Chile	228	26.4	r 2.3	r 2.8	r 4.4	r 5.0	r 4.2	85.2	r 16.8	r 23.3	r 17.0	r 17.0	r 13.9
Colombia	233	12.2	r 4.2	r 2.3	r 3.4	r 3.6	r 2.2	74.0	r 8.3	r 3.6	r 3.5	r 8.7	r 7.5
Costa Rica	238	1.3	r 0.2	r 0.2	r 0.3	r 0.2	r 0.3	8.9	r 2.5	r 3.7	r 3.9	r 8.9	r 3.9
Curacao	354	16.3	r 0.9	r 0.4	r 0.4	r 0.9	r 0.6	0.0	r 0.0	r 0.0	r 0.0	r 0.0	r 0.0
Dominican Republic	243	4.5	r 1.5	r 1.5	r 4.6	r 2.4	r 9.7	0.9	r 0.5	r 0.4	r 0.3	r 0.3	r 0.3
Ecuador	248	2.1	r 0.3	r 0.7	r 0.8	r 0.8	r 1.4	92.1	r 29.3	r 31.9	r 24.8	r 26.4	r 46.5
El Salvador	253	0.9	r 0.2	r 0.1	r 0.1	r 0.1	r 0.0	0.4	r 0.3	r 0.0	r 0.0
Falkland Islands	323	8.0	r 6.4	r 6.1	r 0.0	r 0.0
Grenada	328	0.1	r 0.0	r 0.0	r 0.0	r 0.0
Guatemala	258	2.5	r 0.3	r 0.4	r 0.5	r 0.5	r 0.7	6.5	r 2.4	r 1.9	r 1.0	r 1.1	r 0.3
Haiti	263	0.9	r 0.0	r 0.0	r 0.1	r 0.0	0.0	r 0.0
Honduras	268	2.1	r 0.1	r 0.2	r 0.4	r 0.3	r 1.1	1.8	r 0.4	r 0.3	r 0.5	r 0.4	r 0.2
Jamaica	343	1.4	r 0.3	r 0.5	r 0.6	r 0.6	r 0.2	0.0	r 0.0	r 0.3	r 0.1	r 0.0	r 0.0
Mexico	273	188.5	r 44.4	r 46.4	r 45.9	r 49.4	r 44.0	35.8	r 10.7	r 9.8	r 8.0	r 8.0	r 12.1
Nicaragua	278	0.4	r 0.2	r 0.0	r 0.1	r 0.1	r 0.3	2.8	r 0.4	r 0.1	r 0.5	r 0.2	r 0.3
Panama	283	107.7	r 31.3	r 30.0	r 29.8	r 30.3	r 29.7	4.3	r 2.8	r 2.8	r 1.5	r 4.2	r 23.2
Paraguay	288	7.2	r 1.8	r 0.8	r 1.4	r 2.0	r 0.9	37.4	r 14.5	r 14.0	r 22.3	r 12.9	r 2.5
Peru	293	10.2	r 2.9	r 2.7	r 5.4	r 3.0	r 4.6	4.5	r 2.0	r 1.9	r 1.5	r 1.2	r 1.4
Sint Maarten	352	0.2	r 0.0	r 0.0	r 0.2	r 0.0	r 0.1	r 0.0
St. Kitts and Nevis	361	0.1	r 0.0	r 0.2	r 0.1	r 0.0	0.0	r 0.0
St. Lucia	362	0.2	r 0.0	r 0.1	r 0.0	r 0.1	0.0	r 0.0
St. Vincent & Grens.	364	2.2	r 0.7	r 0.6	r 0.7	r 0.7	r 0.7	23.2	r 1.2	r 0.4	r 1.3	r 1.1	r 0.9
Suriname	366	0.1	r 0.0	r 0.0	r 0.0	r 0.0	0.0
Trinidad and Tobago	369	1.7	r 0.5	r 8.6	r 0.7	r 0.6	r 0.4	6.8	r 0.0	r 1.4	r 3.0	r 0.2	r 0.0
Uruguay	298	5.2	r 1.3	r 3.6	r 1.4	r 1.1	r 1.5	24.9	r 0.8	r 0.0	r 0.8	r 0.8	r 0.1
Venezuela, Rep. Bol.	299	9.2	r 1.2	r 0.5	r 0.6	r 0.3	r 0.3	4.2	r 0.1	r 0.2	r 3.9	r 1.3	r 0.2
Western Hem. n.s.	399	7.1	r 0.1	r 2.9	r 5.4	r 12.1	r 0.9	1.0	r 0.0	r 0.5	r 2.6	r 15.4	r 0.0
Other Countries n.i.e	910	5.4	0.3	2.7	0.5	0.3	0.4	11.7	2.8	3.3	2.7	3.0	2.5
Cuba	928	5.2	r 0.3	r 2.7	r 0.5	r 0.3	r 0.4	11.7	r 2.8	r 3.3	r 2.7	r 3.0	r 2.5
Korea, Dem. People's Rep.	954	0.2	r 0.0	r 0.0	r 0.0	r 0.0	r 0.0
Special Categories	899	0.1	r 0.0	r 0.0	r 15.7	0.1	r 0.0	r 0.0	r 0.0
Countries & Areas n.s.	898	19.0	r 3.8	r 4.1	r 3.0	r 3.6	r 3.5	3.1	r 0.4	r 0.9	r 0.7	r 0.8	r 1.0
Memorandum Items													
Africa	605	755.3	252.2	207.4	158.4	243.5	274.1	581.3	380.2	176.0	202.6	192.9	210.2
Middle East	405	3,344.0	1,010.9	804.6	999.9	1,088.3	1,094.3	5,305.3	1,826.6	1,525.3	1,936.0	2,166.7	2,531.7
European Union	998	15,866.1	3,983.5	4,423.7	4,388.5	4,699.1	5,130.5	26,787.5	6,682.1	7,268.5	7,476.8	8,119.0	8,425.0
Export earnings: fuel	080	1,921.7	439.2	504.6	566.1	604.8	528.5	9,670.6	3,499.7	2,712.4	3,065.9	3,540.6	4,026.4
Export earnings: nonfuel	092	26,248.7	6,920.6	7,532.7	7,515.3	8,541.8	9,144.2	39,226.6	10,790.0	10,895.6	10,375.1	11,824.3	12,186.7

Greenland (326)

In Millions of U.S. Dollars

		Exports (FOB)						Imports (CIF)					
		2016	2017Q1	2017Q2	2017Q3	2017Q4	2018Q1	2016	2017Q1	2017Q2	2017Q3	2017Q4	2018Q1
IFS World	
World	001	551.7	93.6	116.5	185.9	176.6	115.9	623.0	118.2	176.2	209.6	175.3	119.7
Advanced Economies	110	542.4	89.9	109.6	179.8	172.3	110.4	592.4	106.6	169.6	203.8	169.7	114.4
Euro Area	163	47.4	0.1	0.2	1.0	1.0	0.2	46.0	8.5	9.6	31.5	9.8	9.5
Austria	122	e 0.0	9.1	r 2.7	r 2.6	r 2.8	r 2.7	r 2.6
Belgium	124	1.9	r 0.4	r 0.7	r 0.8	r 0.8	r 0.5
Estonia	939	0.4	r 0.1	r 0.1	r 0.0	0.5	r 0.0	r 0.0	r 0.0	r 0.0
Finland	172	1.0	r 0.3	r 0.5	r 0.4	r 0.1	r 0.4
France	132	0.0	r 0.0	r 0.0	r 0.0	r 0.0	r 0.0	4.5	r 0.9	r 0.8	r 8.1	r 1.1	r 1.0
Germany	134	0.3	r 0.1	r 0.2	r 0.9	r 1.0	r 0.1	13.3	r 1.5	r 1.6	r 2.1	r 1.9	r 1.6
Greece	174	0.0	r 0.0	r 0.0	r 0.0	r 0.0	r 0.0	0.1	r 0.0	r 0.0	r 0.0	r 0.0
Ireland	178	0.4	r 0.0	r 0.0	r 0.0	r 0.0	r 0.0
Italy	136	2.8	r 0.3	r 0.1	r 12.6	r 0.1	r 0.1
Latvia	941	e 0.6	0.1	r 0.0	r 0.0	r 0.0	r 0.0	r 0.0
Lithuania	946	0.5	r 0.1	r 0.1	r 0.1	r 0.1	r 0.1
Luxembourg	137	0.2	r 0.6	r 0.6	r 0.6	r 0.6	r 0.6
Netherlands	138	9.2	r 1.7	r 2.6	r 3.7	r 2.2	r 2.3
Portugal	182	46.1	r 0.1	0.5	r 0.0	r 0.1	r 0.1	r 0.0	r 0.0
Slovak Republic	936	0.3	r 0.0	r 0.0
Slovenia	961	r 0.0	0.1	r 0.0	r 0.0	r 0.0
Spain	184	r 0.0	r 0.0	r 0.0	r 0.1	1.4	r 0.0	r 0.0	r 0.0	r 0.0	r 0.0
Australia	193	0.3	r 0.1	r 0.1	r 0.1	r 0.1	r 0.1
Canada	156	0.0	r 0.0	r 0.0	r 0.0	r 0.0	r 0.0	8.6	r 0.4	r 3.2	r 3.4	r 0.9	r 1.7
China,P.R.: Hong Kong	532	r 0.1	0.1	r 0.8	r 1.1	r 0.2	r 0.0	r 0.0
China,P.R.: Macao	546	e 0.1	e 0.0	e 0.0	e 0.0	e 0.0	e 0.0	0.0	r 0.0	r 0.0	r 0.0	r 0.0	r 0.0
Czech Republic	935	1.4	r 0.1	r 0.7	r 0.2	r 0.2	r 0.0
Denmark	128	449.3	r 71.6	r 95.4	r 153.8	r 152.6	r 95.6	449.7	r 85.3	r 117.7	r 133.4	r 134.4	r 93.9
Iceland	176	17.5	r 6.3	r 1.2	r 12.4	r 5.3	r 1.5	7.8	r 0.8	r 1.4	r 2.1	r 1.3	r 1.1
Israel	436	0.1	r 0.0	r 0.0	r 0.0	r 0.0	r 0.0
Japan	158	3.4	r 0.0
Korea, Republic of	542	0.0	r 0.0	r 0.0	r 0.0	r 0.0	r 0.0	0.4	r 0.4	r 0.4	r 0.4	r 0.4	r 0.4
New Zealand	196	e 0.0	e 0.0	2.0	r 2.0	r 2.0	r 2.0	r 2.0	r 2.0
Norway	142	2.7	r 0.6	r 0.9	r 0.6	r 0.3	r 0.9	1.1	r 0.0	r 0.0	r 0.0	r 0.0	r 0.0
Singapore	576	e 0.1	0.1	r 0.0	r 0.0	r 0.0
Sweden	144	61.3	r 1.2	r 29.2	r 24.9	r 17.6	r 1.7
Switzerland	146	0.4	r 0.0	r 0.0	r 0.0	r 0.0
Taiwan Prov.of China	528	e 25.4	e 11.3	e 11.8	e 12.0	e 13.0	e 12.2	e 0.0
United Kingdom	112	4.1	r 0.6	r 2.0	r 1.3	r 1.6	r 0.6
United States	111	0.0	r 0.0	r 0.0	r 0.0	r 0.0	r 0.0	5.7	r 6.4	r 2.1	r 4.1	r 1.3	r 3.3
Emerg. & Dev. Economies	200	9.3	3.7	6.9	6.1	4.3	5.4	30.3	11.5	6.5	5.7	5.5	5.3
Emerg. & Dev. Asia	505	0.3	0.0	0.0	0.0	0.0	0.0	21.0	5.2	5.6	4.8	4.6	4.4
Bangladesh	513	1.1	r 0.3	r 0.3	r 0.3	r 0.3	r 0.3
Cambodia	522	0.2	r 0.1	r 0.1	r 0.1	r 0.1	r 0.0
China,P.R.: Mainland	924	16.1	r 1.2	r 1.5	r 0.6	r 0.5	r 0.4
India	534	1.0	r 0.3	r 0.3	r 0.3	r 0.3	r 0.3
Indonesia	536	e 0.2	e 0.0	e 0.0	e 0.0	e 0.0	0.2	r 0.1	r 0.1	r 0.1	r 0.1	r 0.1
Malaysia	548	e 0.1	e 0.0	e 0.0	e 0.0	e 0.0	e 0.0	0.2	r 0.1	r 0.1	r 0.1	r 0.1	r 0.1
Thailand	578	1.3	r 3.2	r 3.2	r 3.2	r 3.2	r 3.2
Vietnam	582	0.5	r 0.1	r 0.1	r 0.2	r 0.1	r 0.1
Asia n.s.	598	0.2	r 0.0	r 0.1	r 0.1	r 0.1	r 0.0
Europe	170	8.5	3.5	6.8	5.8	4.1	4.9	6.4	5.7	0.2	0.3	0.2	0.2
Emerg. & Dev. Europe	903	2.7	1.5	4.5	3.9	1.4	2.3	6.1	5.7	0.2	0.3	0.2	0.2
Albania	914	e 1.0	e 1.3	e 4.2	e 3.4	e 0.9	e 1.9
Bulgaria	918	e 0.0	0.1	r 0.0	r 0.0	r 0.0	r 0.0	r 0.0
Faroe Islands	816	1.3	r 0.3	r 0.3	r 0.4	r 0.4	r 0.3	0.4	r 0.1	r 0.1	r 0.1	r 0.1	r 0.1
Hungary	944	e 0.0	1.0	r 0.1	r 0.0	r 0.0	r 0.0
Poland	964	3.0	r 5.5	r 0.0	r 0.1	r 0.1	r 0.0
Romania	968	e 0.4	0.1	r 0.0	r 0.0	r 0.0
Serbia, Republic of	942	e 0.0	e 0.0	0.0	r 0.0	r 0.0	r 0.0	r 0.0	r 0.1
Turkey	186	1.5	r 0.0	r 0.0

Greenland (326)

In Millions of U.S. Dollars

		Exports (FOB)						Imports (CIF)					
		2016	2017Q1	2017Q2	2017Q3	2017Q4	2018Q1	2016	2017Q1	2017Q2	2017Q3	2017Q4	2018Q1
CIS	901	5.7	2.0	2.3	1.9	2.7	2.6	0.3	0.0	0.0	0.0	0.0	0.0
Belarus	913	e 0.1	e 0.1	e 0.2
Moldova	921	e 0.1	e 0.0	e 0.0	e 0.0	e 0.0	e 0.0	0.0	r 0.0	r 0.0	r 0.0	r 0.0	r 0.0
Russian Federation	922	1.7	r 0.4	r 0.3	r 0.8	r 0.6	r 0.6	0.1	r 0.0
Ukraine	926	e 3.8	e 1.6	e 1.9	e 1.1	e 2.0	e 1.9	0.2	r 0.0	r 0.0
Mid East, N Africa, Pak	440	0.1	0.1	0.0	0.0	0.0	0.0	0.6	0.1	0.2	0.2	0.2	0.1
Algeria	612	0.0	r 0.0	r 0.0	r 0.0	r 0.1	r 0.0
Pakistan	564	e 0.0	e 0.0	0.4	r 0.1	r 0.1	r 0.1	r 0.1	r 0.1
United Arab Emirates	466	e 0.1	e 0.1	e 0.0	e 0.0	e 0.0	e 0.0	0.1	r 0.0	r 0.0	r 0.0	r 0.0	r 0.0
Sub-Saharan Africa	603	0.3	0.1	0.1	0.1	0.1	0.5	0.6	0.1	0.2	0.2	0.2	0.1
Cameroon	622	e 0.0	e 0.0	e 0.0	e 0.0	e 0.1	e 0.0	0.0	r 0.0	r 0.0	r 0.0	r 0.0	r 0.0
Côte d'Ivoire	662	e 0.3	e 0.1	e 0.1	e 0.1	e 0.1	e 0.1	0.0	r 0.0	r 0.0	r 0.0	r 0.0	r 0.0
Nigeria	694	e 0.4
South Africa	199	e 0.0	e 0.0	e 0.0	e 0.0	0.5	r 0.1	r 0.1	r 0.1	r 0.1	r 0.1
Western Hemisphere	205	0.1	0.0	0.0	0.1	0.0	0.0	1.7	0.3	0.4	0.3	0.3	0.3
Argentina	213	0.1	r 0.0	r 0.0	r 0.0	r 0.0	r 0.0
Brazil	223	e 0.0	0.5	r 0.0	r 0.0	r 0.0	r 0.0	r 0.0
Chile	228	0.9	r 0.2	r 0.2	r 0.2	r 0.2	r 0.2
Colombia	233	e 0.0	e 0.1	e 0.0	0.0	r 0.0	r 0.0	r 0.0	r 0.0	r 0.0
Costa Rica	238	e 0.0	e 0.0	e 0.0	0.1	r 0.0	r 0.0	r 0.0	r 0.0	r 0.0
Ecuador	248	e 0.1	0.0	r 0.0	r 0.0	r 0.0	r 0.0	r 0.0
Mexico	273	e 0.0	e 0.0	e 0.0	e 0.0	e 0.0	e 0.0	0.1
Peru	293	e 0.0	e 0.0	e 0.0	e 0.0	0.0	r 0.0	r 0.1	r 0.0	r 0.0	r 0.0
Uruguay	298	e 0.0	0.1	r 0.0	r 0.0	r 0.0	r 0.0	r 0.0
Countries & Areas n.s.	898	0.3	r 0.1	r 0.1	r 0.1	r 0.1	r 0.1
Memorandum Items													
Africa	605	0.3	0.1	0.1	0.1	0.1	0.5	0.6	0.2	0.2	0.2	0.2	0.2
Middle East	405	0.1	0.1	0.0	0.0	0.0	0.0	0.1	0.0	0.0	0.0	0.0	0.0
European Union	998	497.0	71.7	95.6	154.8	153.6	95.9	566.6	101.3	159.3	191.5	163.7	105.8
Export earnings: fuel	080	1.8	0.5	0.3	0.9	0.6	1.0	0.2	0.0	0.0	0.1	0.1	0.0
Export earnings: nonfuel	092	549.9	93.2	116.2	185.0	175.9	114.9	622.9	118.2	176.1	209.5	175.2	119.6

Grenada (328)

In Millions of U.S. Dollars

		Exports (FOB)						Imports (CIF)					
		2016	2017Q1	2017Q2	2017Q3	2017Q4	2018Q1	2016	2017Q1	2017Q2	2017Q3	2017Q4	2018Q1
IFS World		29.6	5.1	7.6	5.5	6.7	350.5	91.3	98.5	105.9	124.5
World	001	37.7	8.3	12.3	9.2	10.4	11.7	410.8	92.0	108.0	117.8	149.2	126.7
Advanced Economies	110	20.1	4.6	6.1	4.3	4.0	5.9	195.4	42.4	51.2	58.9	75.8	64.7
Euro Area	163	4.2	1.4	1.2	0.8	0.7	1.5	16.4	3.5	3.5	6.6	8.5	9.1
Austria	122	0.2	r 0.0	r 0.0	r 0.1	r 0.0	r 0.0
Belgium	124	0.2	r 0.1	r 0.0	r 0.0	r 0.0	r 0.1	0.6	r 0.2	r 0.2	r 0.2	r 0.5	r 0.7
Finland	172	0.6	r 0.2	r 0.2	r 0.2	r 0.2	r 0.2	0.0	r 0.0	r 0.0	r 0.0
France	132	0.1	r 0.0	r 0.0	r 0.0	r 0.0	r 0.0	3.9	r 0.5	r 0.6	r 1.6	r 1.9	r 2.2
Germany	134	1.3	r 0.3	r 0.3	r 0.2	r 0.2	r 0.4	3.6	r 1.3	r 1.0	r 0.7	r 3.3	r 1.9
Greece	174	0.1	r 0.0	r 0.0	r 0.0	r 0.0	r 0.0
Ireland	178	0.0	r 0.0	r 0.0	r 0.0	r 0.0	0.1	r 0.1	r 0.0	r 0.0	r 0.1	r 0.0
Italy	136	0.0	r 0.1	r 0.0	r 0.0	r 0.0	r 0.1	0.2	r 0.0	r 0.1	r 0.4	r 0.3	r 0.3
Luxembourg	137	0.1	r 0.0	r 0.0	r 0.0	r 0.0	r 0.0
Netherlands	138	1.9	r 0.6	r 0.6	r 0.3	r 0.3	r 0.7	6.2	r 1.1	r 1.2	r 3.2	r 2.1	r 3.2
Portugal	182	0.3	r 0.1	r 0.1	r 0.1	r 0.1	r 0.1
Spain	184	0.0	r 0.0	r 0.0	r 0.0	r 0.0	1.3	r 0.2	r 0.1	r 0.3	r 0.2	r 0.5
Australia	193	0.1	r 0.0	r 0.1	r 0.0	r 0.0	r 0.0	0.0	r 0.3	r 0.1	r 0.0	r 0.0
Canada	156	1.1	r 0.2	r 0.1	r 0.1	r 0.1	r 0.4	8.6	r 2.0	r 2.5	r 1.9	r 4.3	r 1.8
China,P.R.: Hong Kong	532	0.9	r 0.0	r 0.3	r 0.2	r 0.1	r 0.0
Czech Republic	935	0.0	r 0.0	r 0.0	r 0.1	r 0.0	r 0.0
Denmark	128	0.0	r 0.0	r 0.0	1.7	r 0.3	r 0.1	r 0.6	r 0.6	r 0.4
Iceland	176	0.1	r 0.0	r 0.0	r 0.2	r 0.0	r 0.0
Israel	436	0.1	r 0.0	r 0.0	r 0.0	r 0.0	r 0.0
Japan	158	4.0	r 1.0	r 1.0	r 1.0	r 1.0	r 1.0	18.0	r 4.0	r 4.2	r 3.9	r 2.0
Korea, Republic of	542	0.0	r 0.0	r 0.0	r 0.0	r 0.0	r 0.0	2.9	r 0.8	r 0.8	r 0.9	r 0.4	r 0.6
New Zealand	196	0.0	r 0.0	r 0.0	r 0.0	1.4	r 0.2	r 0.6	r 0.7	r 0.8	r 0.9
Norway	142	0.1	r 0.0	r 0.1	r 0.0	r 0.1	r 0.0
Singapore	576	0.1	r 0.0	r 0.0	0.0	r 0.0	r 0.0	r 1.8	r 1.6	r 0.7
Sweden	144	1.5	r 0.1	r 0.1	r 0.2	r 0.1	r 0.1
Switzerland	146	0.1	r 0.0	r 0.1	r 0.0	r 0.0	1.7	r 0.1	r 0.2	r 0.7	r 0.2	r 0.3
Taiwan Prov.of China	528	e 0.1	0.3	r 0.0	r 0.0	r 0.0	r 0.0	r 0.0
United Kingdom	112	0.1	r 0.0	r 0.0	r 0.0	r 0.0	r 0.0	14.3	r 3.2	r 2.9	r 5.6	r 5.6	r 6.5
United States	111	10.3	r 1.9	r 3.6	r 2.3	r 2.2	r 3.0	127.3	r 27.7	r 35.8	r 35.6	r 51.5	r 44.2
Emerg. & Dev. Economies	200	17.5	3.7	6.2	4.9	6.4	5.7	215.3	49.6	56.8	58.9	73.4	62.0
Emerg. & Dev. Asia	505	0.1	0.3	0.1	0.0	0.0	0.0	41.3	6.7	11.6	9.3	17.3	8.7
Bangladesh	513	0.0	r 0.0	r 0.0	r 0.0	r 0.0	r 0.0	0.1	r 0.0	r 0.0	r 0.0	r 0.0	r 0.0
China,P.R.: Mainland	924	0.0	r 0.0	r 0.0	r 0.0	r 0.0	23.2	r 3.9	r 8.6	r 5.6	r 13.7	r 5.9
India	534	r 0.0	r 0.0	r 0.0	r 0.0	r 0.0	6.2	r 1.5	r 1.6	r 1.9	r 1.9	r 0.7
Indonesia	536	1.0	r 0.2	r 0.2	r 0.1	r 0.2	r 0.2
Malaysia	548	4.7
Philippines	566	e 0.0	e 0.0	e 0.0	0.5	r 0.1	r 0.1	r 0.1	r 0.1	r 0.1
Sri Lanka	524	e 0.0	e 0.3	e 0.1	e 0.0	0.0	r 0.0	r 0.0	r 0.0	r 0.0	r 0.0
Thailand	578	4.1	r 0.6	r 0.6	r 1.0	r 0.9	r 1.2
Vietnam	582	0.0	r 0.0	r 0.0	r 0.0	r 0.0	r 0.0	0.2	r 0.1	r 0.1	r 0.1	r 0.1	r 0.1
Asia n.s.	598	1.3	r 0.3	r 0.4	r 0.4	r 0.4	r 0.4
Europe	170	0.2	0.1	0.1	0.4	0.9	0.2	1.7	0.6	1.3	0.5	0.6	0.5
Emerg. & Dev. Europe	903	0.1	0.1	0.1	0.4	0.8	0.2	1.7	0.6	1.1	0.5	0.6	0.4
Hungary	944	0.3	r 0.2	r 0.2	r 0.1	r 0.1	r 0.0
Poland	964	0.1	r 0.1	r 0.0	r 0.0	0.0	r 0.0	r 0.0	r 0.0
Serbia, Republic of	942	e 0.0	e 0.1	e 0.3	e 0.8	e 0.2	0.0	r 0.0	r 0.0	r 0.0	r 0.0	r 0.0
Turkey	186	0.0	r 0.0	1.3	r 0.4	r 0.9	r 0.4	r 0.4	r 0.4
CIS	901	0.0	0.0	0.0	0.0	0.0	0.0	0.0	0.0	0.2	0.0	0.0	0.0
Russian Federation	922	0.0	r 0.0	r 0.0	r 0.0	r 0.0	r 0.0	0.0	r 0.0	r 0.2	r 0.0	r 0.0	r 0.0
Europe n.s.	884	0.1	r 0.0	r 0.0	r 0.0	r 0.0	r 0.0
Mid East, N Africa, Pak	440	0.1	0.0	0.0	0.0	0.0	0.0	0.3	0.2	0.1	0.1	0.2	0.2
Iran, I.R. of	429	0.1	r 0.0	r 0.0	r 0.0	r 0.0	r 0.0
Morocco	686	0.1	r 0.0	r 0.0	r 0.0	r 0.0	r 0.0
Pakistan	564	e 0.1	e 0.0	0.0	r 0.1	r 0.0	r 0.0	r 0.1	r 0.1
Sub-Saharan Africa	603	0.2	0.1	0.1	0.1	0.5	0.1	0.5	0.2	0.1	0.1	0.1	0.2
Cameroon	622	e 0.0	e 0.0	e 0.0	e 0.0	e 0.1	e 0.0	0.0	r 0.0	r 0.0	r 0.0	r 0.0	r 0.0

Grenada (328)

In Millions of U.S. Dollars

		Exports (FOB)						Imports (CIF)					
		2016	2017Q1	2017Q2	2017Q3	2017Q4	2018Q1	2016	2017Q1	2017Q2	2017Q3	2017Q4	2018Q1
Kenya	664	0.1	r 0.0	r 0.0
South Africa	199	e 0.0	e 0.0	e 0.0	e 0.0	0.3	r 0.2	r 0.0	r 0.1	r 0.1	r 0.1
Zambia	754	e 0.0	e 0.0	e 0.0	e 0.0	e 0.4	e 0.0	0.0	r 0.0	r 0.0	r 0.0	r 0.0	r 0.0
Zimbabwe	698	e 0.0	e 0.0	e 0.0	e 0.0	e 0.0	e 0.0	0.1	r 0.0	r 0.0	r 0.0	r 0.0	r 0.0
Western Hemisphere	205	17.0	3.2	5.9	4.3	4.9	5.4	171.4	41.9	43.7	48.8	55.2	52.5
Antigua and Barbuda	311	0.9	r 0.2	r 0.2	r 0.2	r 0.2	r 0.3	0.4	r 0.1	r 0.1	r 0.1	r 0.1	r 0.1
Argentina	213	0.4	r 0.2	r 0.0	r 0.0	r 0.6	r 0.0	1.3	r 0.3	r 0.3	r 0.4	r 0.3	r 0.2
Aruba	314	0.0	r 0.0	r 0.0	r 0.0	r 0.0	r 0.1
Barbados	316	0.8	r 0.3	r 0.6	r 0.2	r 0.5	r 0.3	7.5	r 1.8	r 2.1	r 1.8	r 2.7	r 2.0
Belize	339	0.2	r 0.1	r 0.1	r 0.1	r 0.0	r 0.0
Brazil	223	9.2	r 1.8	r 3.0	r 2.0	r 3.4	r 3.1
Chile	228	e 0.0	e 0.0	0.5	r 0.1	r 0.1	r 0.1	r 0.1	r 0.2
Colombia	233	0.0	r 0.0	r 0.0	r 0.0	r 0.1	r 0.0	0.9	r 0.4	r 0.4	r 0.2	r 1.0	r 0.1
Costa Rica	238	0.0	r 0.0	r 0.0	r 0.0	r 0.0	r 0.0	0.9	r 0.3	r 0.3	r 0.2	r 0.6	r 0.8
Dominica	321	3.3	r 0.6	r 0.8	r 0.6	r 0.7	r 1.1	0.7	r 0.2	r 0.2	r 0.2	r 0.2	r 0.2
Dominican Republic	243	0.0	r 0.0	r 0.0	r 0.0	r 0.0	r 0.0	3.1	r 0.8	r 0.9	r 0.9	r 1.1	r 1.1
Ecuador	248	0.1	r 0.0	r 0.0	r 0.0	r 0.0
Guatemala	258	e 0.0	2.2	r 0.8	r 0.8	r 0.7	r 0.8	r 0.6
Guyana	336	0.9	r 0.2	r 1.4	r 1.4	r 0.4	r 0.2	18.7	r 3.8	r 2.1	r 4.7	r 1.8	r 2.0
Haiti	263	0.1	r 0.0	r 0.0	r 0.0	r 0.0	r 0.0	0.0	r 0.0	r 0.0	r 0.0	r 0.0	r 0.0
Honduras	268	e 0.0	2.6	r 0.6	r 0.5	r 0.4	r 0.1	r 0.5
Jamaica	343	0.6	r 0.1	r 0.2	r 0.1	r 0.1	r 0.2	2.1	r 0.5	r 0.6	r 0.6	r 0.7	r 0.7
Mexico	273	0.0	r 0.0	r 0.0	r 0.0	r 0.0	r 0.0	12.8	r 2.0	r 2.1	r 3.5	r 3.7	r 2.9
Montserrat	351	0.1	r 0.0	r 0.0	r 0.0	r 0.0	r 0.0
Netherlands Antilles	353	0.0	r 0.0	r 0.0	r 0.0	r 0.0	r 0.0	0.2	r 0.1	r 0.1	r 0.1	r 0.1	r 0.1
Panama	283	1.0	r 0.2	r 0.2	r 0.3	r 0.2	r 0.2
Peru	293	r 0.0	0.2	r 0.0	r 0.0	r 0.0	r 0.0
St. Kitts and Nevis	361	2.0	r 0.3	r 0.5	r 0.4	r 0.5	r 0.7	0.3	r 0.1	r 0.1	r 0.1	r 0.1	r 0.1
St. Lucia	362	3.2	r 0.5	r 0.8	r 0.6	r 0.7	r 1.0	1.9	r 0.5	r 0.5	r 0.6	r 0.7	r 0.7
St. Vincent & Grens.	364	0.9	r 0.2	r 0.2	r 0.2	r 0.2	r 0.3	1.2	r 0.3	r 0.3	r 0.4	r 0.4	r 0.4
Suriname	366	0.1	r 0.0	r 0.0	r 0.0	r 0.0	r 0.0	0.2	r 0.1	r 0.1	r 0.1	r 0.1	r 0.1
Trinidad and Tobago	369	1.2	r 0.2	r 0.3	r 0.2	r 0.3	r 0.4	89.0	r 23.2	r 25.0	r 26.9	r 31.6	r 31.1
Uruguay	298	0.1	0.1	r 0.2
Venezuela, Rep. Bol.	299	0.0	r 0.0	r 0.0	r 0.0	r 0.0	r 0.0	14.2	r 3.7	r 4.0	r 4.3	r 5.1	r 5.0
Western Hem. n.s.	399	2.4	r 0.4	r 0.6	r 0.4	r 0.5	r 0.8	0.1	r 0.0	r 0.0	r 0.0	r 0.0	r 0.0
Countries & Areas n.s.	898	0.1	r 0.0	r 0.0	r 0.0	r 0.0	r 0.0
Memorandum Items													
Africa	605	0.2	0.1	0.1	0.1	0.5	0.1	0.6	0.2	0.1	0.2	0.2	0.2
Middle East	405	0.0	0.0	0.0	0.0	0.0	0.0	0.2	0.1	0.1	0.1	0.1	0.1
European Union	998	4.3	1.5	1.2	0.8	0.7	1.5	34.4	7.3	6.9	13.1	14.9	16.1
Export earnings: fuel	080	1.3	0.2	0.3	0.2	0.4	0.4	104.4	27.3	29.6	31.6	37.8	36.2
Export earnings: nonfuel	092	36.4	8.1	11.9	8.9	10.0	11.3	306.4	64.7	78.4	86.2	111.4	90.4

Guam (829)

In Millions of U.S. Dollars

		Exports (FOB)						Imports (CIF)					
		2016	2017Q1	2017Q2	2017Q3	2017Q4	2018Q1	2016	2017Q1	2017Q2	2017Q3	2017Q4	2018Q1
IFS World	
World	001	105.9	27.9	37.0	50.8	58.7	39.7	744.9	302.1	274.4	323.2	275.2	335.3
Advanced Economies	110	15.7	3.8	5.0	3.2	5.2	6.5	700.0	184.1	158.6	204.8	160.0	220.8
Euro Area	163	0.5	0.4	0.1	0.1	0.0	0.2	37.2	7.8	8.0	12.0	8.9	23.5
Austria	122	e 0.0	e 0.0	e 0.1	e 0.0	e 0.0	e 0.0	e 0.0	e 0.0
Belgium	124	e 0.0	e 0.0	e 0.0	e 0.0	e 0.0	e 0.9	e 0.2	e 0.2	e 0.3	e 0.1	e 0.3
Finland	172	e 0.0	e 0.2	e 0.0	e 0.0	e 0.0	e 0.0	e 0.0
France	132	e 0.1	e 0.1	e 0.0	e 0.0	e 0.0	e 0.0	e 11.7	e 2.1	e 2.5	e 3.3	e 4.2	e 2.9
Germany	134	e 0.1	e 0.1	e 0.0	e 0.0	e 0.0	e 0.0	e 5.9	e 0.8	e 0.7	e 3.1	e 0.9	e 0.7
Greece	174	e 0.0	e 0.0	e 0.0	e 0.0	e 0.0	e 15.6
Ireland	178	e 0.0	e 0.0	e 0.0	e 0.7	e 0.2	e 0.1	e 0.1	e 0.2	e 0.1
Italy	136	e 0.1	e 0.2	e 0.0	e 0.0	e 0.0	e 0.2	e 9.7	e 2.2	e 3.1	e 2.1	e 2.8	e 2.7
Luxembourg	137	e 0.1	e 0.0	e 0.2	e 0.0	e 0.0	e 0.0
Netherlands	138	e 0.0	e 0.0	e 0.0	e 0.0	e 0.0	e 5.0	e 1.8	e 0.5	e 2.7	e 0.5	e 0.7
Spain	184	e 0.1	e 0.0	e 0.0	e 0.0	e 2.8	e 0.4	e 0.6	e 0.3	e 0.2	e 0.4
Australia	193	e 0.3	e 0.0	e 0.5	e 0.0	e 0.0	e 6.3	e 2.2	e 2.0	e 1.9	e 1.7	e 4.0
Canada	156	e 0.1	e 0.0	e 0.0	e 0.1	e 0.0	e 0.0	e 2.2	e 0.7	e 0.3	e 0.4	e 0.5	e 0.3
China,P.R.: Hong Kong	532	e 4.2	e 0.3	e 1.3	e 0.1	e 1.4	e 2.6	e 61.2	e 18.0	e 22.3	e 21.9	e 18.5	e 22.9
Denmark	128	e 0.0	e 0.0	e 0.0	e 0.0	e 5.7	e 1.0	e 1.1	e 1.2	e 1.0	e 1.2
Israel	436	e 0.2
Japan	158	e 6.9	e 2.2	e 2.4	e 1.3	e 1.9	e 2.4	e 230.8	e 63.3	e 51.2	e 68.6	e 49.9	e 83.8
Korea, Republic of	542	e 0.7	e 63.4
New Zealand	196	e 0.0	e 0.0	e 0.0	e 6.4	e 1.0	e 1.3	e 1.4	e 1.8	e 1.5
Norway	142	e 0.3	e 0.0	e 0.2	e 0.2	e 0.2	e 0.1
Singapore	576	e 0.6	e 0.1	e 0.2	e 0.2	e 0.2	e 0.2	e 241.6	e 85.9	e 68.3	e 92.3	e 71.6	e 77.4
Sweden	144	e 0.0	e 0.0	e 0.0	e 0.0	e 0.0	e 0.0	e 0.2	e 0.0	e 0.1	e 0.0	e 0.1	e 0.1
Switzerland	146	e 0.0	e 0.0	e 0.0	e 0.6	e 0.0	e 11.1	e 3.2	e 2.8	e 3.9	e 4.5	e 4.7
Taiwan Prov.of China	528	e 2.3	e 0.9	e 0.9	e 0.9	e 1.0	e 1.0	e 30.6
United Kingdom	112	e 0.2	e 0.0	e 0.1	e 0.0	e 0.0	e 0.0	e 2.8	e 0.9	e 1.0	e 0.9	e 1.3	e 1.4
Emerg. & Dev. Economies	200	90.2	24.1	32.0	47.6	53.5	33.3	44.9	118.0	115.8	118.4	115.2	114.5
Emerg. & Dev. Asia	505	89.3	23.8	31.6	47.2	53.1	32.8	40.5	116.0	114.1	116.6	112.9	113.5
Cambodia	522	e 0.1	e 0.0	e 0.0	e 0.0	e 0.0	e 0.0
Fiji	819	e 0.0	e 0.0	e 0.0	e 0.0	e 0.0	e 0.0	e 0.2	e 0.1	e 0.1	e 0.1	e 0.1	e 0.1
India	534	e 0.5	e 0.1	e 0.3	e 0.2	e 0.2	e 0.2
Indonesia	536	e 0.0	e 0.0	e 0.0	e 0.0	e 1.3	e 0.9	e 0.8	e 0.2
Malaysia	548	e 0.0	e 0.0	e 0.0	e 0.0	e 3.2	e 103.6	e 103.6	e 103.6	e 103.6	e 103.6
Micronesia	868	e 56.7	e 18.6	e 26.3	e 38.5	e 40.5	e 26.8	e 7.2	e 3.6	e 3.5	e 5.7	e 3.6	e 5.0
Myanmar	518	e 0.2	e 0.0	e 0.0	e 0.0	e 0.0	e 0.0	e 0.0	e 0.0	e 0.0	e 0.0	e 0.0
Palau	565	e 28.2	e 2.6	e 4.8	e 8.1	e 12.4	e 5.3	e 0.3	e 0.0	e 0.1	e 0.5	e 0.4	e 0.4
Papua New Guinea	853	e 0.3	e 0.1	e 0.1	e 0.1	e 0.1	e 0.1
Philippines	566	e 3.8	e 0.6	e 0.5	e 0.4	e 0.1	e 0.6	e 18.1	e 3.6	e 3.8	e 3.3	e 2.8	e 1.8
Thailand	578	e 0.0	e 2.0	e 0.0	e 0.0	e 0.0	e 0.0	e 9.3	e 4.0	e 2.6	e 2.4	e 2.3	e 2.2
Timor-Leste	537	e 0.3	e 0.1	e 0.1	e 0.1	e 0.1	e 0.1
Europe	170	0.0	0.0	0.0	0.0	0.0	0.0	1.3	0.4	1.2	0.9	0.4	0.3
Emerg. & Dev. Europe	903	0.0	0.0	0.0	0.0	0.0	0.0	1.3	0.4	1.2	0.9	0.4	0.3
Hungary	944	e 0.1	e 0.0	e 0.0	e 0.0
Poland	964	e 0.0	e 0.0	e 0.1	e 0.0	e 0.0	e 0.1	e 0.0	e 0.0
Romania	968	e 0.0	e 0.1	e 0.0	e 0.0	e 0.0	e 0.0
Turkey	186	e 0.0	e 0.0	e 1.1	e 0.4	e 1.2	e 0.8	e 0.4	e 0.3
Mid East, N Africa, Pak	440	0.1	0.0	0.1	0.0	0.0	0.0	0.1	0.0	0.0	0.0	0.1	0.0
Bahrain, Kingdom of	419	e 0.1	e 0.0	e 0.0	e 0.0	e 0.0
Lebanon	446	e 0.0	e 0.1	e 0.0
Pakistan	564	e 0.0	e 0.1	e 0.0	e 0.0	e 0.0	e 0.1	e 0.0
Sub-Saharan Africa	603	0.6	0.2	0.2	0.2	0.3	0.2	0.0	0.0	0.0
Cameroon	622	e 0.0	e 0.0	e 0.0	e 0.0	e 0.1	e 0.0
Nigeria	694	e 0.6	e 0.1	e 0.1	e 0.1	e 0.1	e 0.1
South Africa	199	e 0.0	e 0.0	e 0.1	e 0.0	e 0.0	e 0.0
Western Hemisphere	205	0.2	0.1	0.1	0.2	0.1	0.3	3.0	1.6	0.5	0.8	1.8	0.6
Barbados	316	e 0.0	e 0.1	e 0.0	e 0.0	e 0.1	e 0.2
Bolivia	218	e 0.1

Guam (829)

In Millions of U.S. Dollars

		Exports (FOB)						Imports (CIF)					
		2016	2017Q1	2017Q2	2017Q3	2017Q4	2018Q1	2016	2017Q1	2017Q2	2017Q3	2017Q4	2018Q1
Brazil	223	e 0.3	e 0.1	e 0.1	e 0.1	e 0.2
Colombia	233	e 0.1	e 0.0	e 0.0	e 0.0	e 0.0	e 0.0
Ecuador	248	e 0.0	e 0.0	e 0.2	e 0.0	e 0.0	e 0.4	e 0.6	e 0.0	e 0.1	e 0.0	e 0.0
Jamaica	343	e 0.1	e 0.0	e 0.0	e 0.0	e 0.0
Mexico	273	e 0.0	e 0.0	e 0.0	e 0.0	e 2.1	e 0.9	e 0.3	e 0.5	e 1.7	e 0.3
Memorandum Items													
Africa	605	0.6	0.2	0.2	0.2	0.3	0.2	0.0	0.0	0.0	0.0
Middle East	405	0.1	0.0	0.1	0.0	0.0	0.0	0.0	0.0	0.0	0.0
European Union	998	0.7	0.4	0.1	0.1	0.1	0.3	46.1	9.8	10.2	14.2	11.4	26.2
Export earnings: fuel	080	1.2	0.2	0.2	0.4	0.2	0.2	0.5	0.6	0.1	0.2	0.1	0.1
Export earnings: nonfuel	092	104.8	27.7	36.7	50.5	58.5	39.5	744.4	301.5	274.3	323.0	275.1	335.2

Guatemala (258)

In Millions of U.S. Dollars

		Exports (FOB)						Imports (CIF)					
		2016	2017Q1	2017Q2	2017Q3	2017Q4	2018Q1	2016	2017Q1	2017Q2	2017Q3	2017Q4	2018Q1
IFS World		10,463.0	2,908.1	2,826.4	2,634.3	17,000.7	4,387.6	4,412.6	4,582.2
World	001	10,449.3	2,907.9	2,826.3	2,633.9	2,613.9	2,846.1	17,001.9	4,387.4	4,412.5	4,582.1	5,006.7	4,474.2
Advanced Economies	110	5,164.5	1,449.6	1,401.3	1,316.4	1,161.5	1,419.1	8,888.4	2,404.5	2,285.5	2,373.3	2,689.9	2,349.9
Euro Area	163	818.7	222.4	225.3	223.3	211.2	212.5	1,131.7	284.3	276.1	326.7	366.2	289.7
Austria	122	0.3	r 0.0	r 0.2	r 0.0	r 0.1	r 0.0	8.0	r 2.0	r 1.7	r 2.0	r 2.8	r 2.2
Belgium	124	127.6	r 18.9	r 41.1	r 20.0	r 10.4	r 13.0	183.8	r 47.7	r 51.0	r 52.3	r 70.0	r 46.8
Cyprus	423	0.0	r 0.0	0.1	r 0.0	r 0.0	r 0.0	r 0.0	r 0.0
Estonia	939	0.2	r 0.1	r 0.1	r 0.2	r 0.1	r 0.1	5.0	r 1.8	r 0.0	r 0.9	r 1.3	r 3.6
Finland	172	6.5	r 1.6	r 1.4	r 2.4	r 4.1	r 1.6	8.7	r 2.7	r 7.9	r 9.5	r 5.0	r 4.6
France	132	20.5	r 6.6	r 7.2	r 8.0	r 6.5	r 7.9	75.9	r 12.6	r 18.9	r 39.4	r 16.0	r 18.6
Germany	134	147.8	r 42.2	r 29.3	r 45.9	r 22.3	r 32.0	280.7	r 79.4	r 58.4	r 78.2	r 82.6	r 56.4
Greece	174	12.4	r 5.1	r 5.6	r 2.3	r 0.6	r 0.2	3.0	r 1.0	r 0.8	r 0.3	r 0.6	r 0.5
Ireland	178	0.3	r 0.2	r 0.0	r 0.1	r 0.1	r 0.1	16.6	r 4.9	r 3.6	r 3.3	r 4.0	r 4.7
Italy	136	119.9	r 49.6	r 47.6	r 24.6	r 32.4	r 38.8	132.6	r 41.7	r 38.5	r 35.0	r 39.6	r 37.8
Latvia	941	r 0.4	r 0.1	25.4	r 0.3	r 6.2	r 10.0	r 12.3	r 9.9
Lithuania	946	r 0.2	r 0.0	r 0.2	r 0.2	r 0.2	11.7	r 4.3	r 4.2	r 0.5	r 0.3	r 8.0
Luxembourg	137	r 0.0	r 0.0	9.7	r 1.8	r 1.6	r 1.4	r 0.1	r 1.5
Malta	181	0.1	r 0.0	r 0.0	r 0.0	r 0.0
Netherlands	138	307.6	r 78.9	r 67.1	r 103.4	r 105.4	r 83.9	94.1	r 21.4	r 20.9	r 23.9	r 30.1	r 23.0
Portugal	182	1.9	r 0.3	r 0.5	r 1.2	r 0.4	r 0.3	11.0	r 4.5	r 5.8	r 4.4	r 4.6	r 3.8
Slovak Republic	936	r 0.0	0.5	r 0.5	r 0.1	r 0.1	r 0.2	r 1.5
Slovenia	961	0.0	r 0.5	0.1	r 0.1	r 0.2	r 0.0	r 0.2	r 0.0
Spain	184	73.7	r 18.7	r 24.8	r 14.9	r 27.9	r 34.3	264.5	r 57.5	r 56.4	r 65.5	r 96.6	r 66.9
Australia	193	9.0	r 1.7	r 4.5	r 3.9	r 1.6	r 2.5	5.2	r 0.8	r 0.7	r 1.4	r 0.8	r 1.9
Canada	156	359.7	r 75.8	r 72.0	r 44.3	r 36.5	r 41.9	90.7	r 18.9	r 20.0	r 22.1	r 25.6	r 20.8
China,P.R.: Hong Kong	532	10.3	r 2.0	r 5.0	r 9.2	r 3.7	r 3.9	202.5	r 51.0	r 42.8	r 50.0	r 56.2	r 44.0
Czech Republic	935	0.8	r 0.2	r 0.2	r 0.2	r 0.1	r 0.2	1.4	r 0.5	r 1.0	r 0.8	r 0.3	r 1.1
Denmark	128	1.6	r 0.4	r 0.4	r 0.5	r 0.4	r 0.4	13.6	r 4.0	r 2.6	r 3.3	r 4.8	r 2.8
Iceland	176	0.1	r 0.1	r 0.0	r 0.0	r 0.0	r 0.1	r 0.0
Israel	436	6.9	r 1.1	r 1.8	r 1.3	r 3.5	r 4.1	29.6	r 6.9	r 5.6	r 6.1	r 6.4	r 6.9
Japan	158	168.6	r 52.7	r 56.4	r 31.6	r 12.3	r 27.4	307.1	r 74.0	r 65.9	r 67.9	r 61.8	r 61.8
Korea, Republic of	542	122.9	r 50.8	r 27.2	r 12.7	r 8.0	r 25.0	321.3	r 76.0	r 58.9	r 87.6	r 68.6	r 68.1
New Zealand	196	2.6	r 11.5	r 1.3	r 0.9	r 0.3	r 23.7	20.5	r 6.3	r 6.8	r 6.3	r 7.7	r 6.2
Norway	142	15.8	r 4.1	r 4.8	r 2.6	r 0.1	r 2.6	14.4	r 5.3	r 7.0	r 0.7	r 1.7	r 5.2
Singapore	576	5.9	r 4.0	r 0.9	r 2.4	r 3.5	r 3.8	21.7	r 5.9	r 8.3	r 3.5	r 6.6	r 2.0
Sweden	144	3.7	r 0.9	r 0.4	r 1.4	r 1.4	r 4.3	26.7	r 9.5	r 6.4	r 4.4	r 5.8	r 6.2
Switzerland	146	4.8	r 0.8	r 1.3	r 0.5	r 0.3	r 0.9	22.0	r 5.5	r 7.7	r 11.1	r 11.9	r 10.8
Taiwan Prov.of China	528	74.0	r 18.8	r 32.5	r 16.2	r 9.1	r 12.4	119.8	r 32.3	r 27.2	r 28.9	r 32.0	r 30.1
United Kingdom	112	105.8	r 27.0	r 26.2	r 13.1	r 30.9	r 20.6	39.0	r 7.7	r 11.1	r 10.3	r 10.8	r 10.0
United States	111	3,453.4	r 975.2	r 941.0	r 952.4	r 838.7	r 1,032.9	6,521.2	r 1,815.7	r 1,737.2	r 1,741.9	r 2,022.5	r 1,782.3
Emerg. & Dev. Economies	200	5,203.6	1,430.9	1,404.6	1,288.2	1,421.9	1,400.3	8,087.9	1,973.6	2,122.2	2,199.8	2,311.9	2,120.4
Emerg. & Dev. Asia	505	188.2	123.4	88.8	33.0	31.9	40.6	2,397.5	547.3	630.4	673.8	692.0	626.1
American Samoa	859	0.3	r 0.5
Bangladesh	513	16.1	r 5.6	r 9.1	r 9.0	r 7.2	r 11.6	0.7	r 0.2	r 0.2	r 0.2	r 0.3	r 0.2
Cambodia	522	0.0	r 0.5	0.1	r 0.1	r 0.0
China,P.R.: Mainland	924	76.4	r 13.0	r 19.9	r 14.9	r 13.2	r 18.4	1,853.9	r 416.9	r 493.0	r 528.4	r 532.2	r 493.5
India	534	17.2	r 8.8	r 2.5	r 1.6	r 3.2	r 4.9	266.8	r 58.9	r 74.1	r 73.1	r 82.9	r 68.9
Indonesia	536	14.0	r 35.6	r 0.1	r 0.1	r 0.1	r 0.2	41.6	r 15.1	r 11.1	r 9.2	r 9.6	r 8.1
Malaysia	548	42.1	r 25.5	r 42.4	r 0.7	r 2.3	r 2.1	36.4	r 6.0	r 7.4	r 12.0	r 14.2	r 6.8
Myanmar	518	8.7	r 15.3	r 4.8	r 0.1	r 0.1	0.0	r 0.0	r 0.0	r 0.1
Nepal	558	5.7	r 9.4	r 0.1	r 0.2	r 0.2	0.0	r 0.0
Philippines	566	2.1	r 0.7	r 0.5	r 0.1	r 0.3	r 0.1	1.6	r 0.5	r 0.3	r 0.4	r 0.5	r 0.5
Sri Lanka	524	0.1	r 7.5	r 7.4	r 2.5	r 1.5	r 0.3	5.0	r 1.6	r 1.3	r 3.1	r 3.0	r 1.7
Thailand	578	1.9	r 1.0	r 0.2	r 0.8	r 0.9	r 1.7	147.0	r 34.9	r 23.4	r 26.5	r 23.7	r 25.7
Vietnam	582	3.8	r 0.9	r 1.8	r 3.1	r 2.3	r 1.2	44.0	r 12.8	r 19.5	r 20.9	r 25.5	r 20.6
Asia n.s.	598	r 0.1	0.1
Europe	170	121.0	25.9	16.5	28.5	18.6	16.0	88.1	19.6	53.5	25.9	16.8	32.6
Emerg. & Dev. Europe	903	34.2	2.7	4.6	8.4	6.9	3.8	54.4	11.1	26.1	13.4	11.7	13.6
Albania	914	0.1	r 0.0	r 0.3	r 0.9	r 0.0
Bulgaria	918	0.6	r 0.3	r 0.8	r 0.1	r 0.0	6.4	r 1.4	r 1.6	r 1.9	r 1.4	r 0.4

Guatemala (258)

In Millions of U.S. Dollars

		Exports (FOB)						Imports (CIF)					
		2016	2017Q1	2017Q2	2017Q3	2017Q4	2018Q1	2016	2017Q1	2017Q2	2017Q3	2017Q4	2018Q1
Croatia	960	0.0	r 0.1	r 0.0	r 0.1	0.1	r 0.0	r 0.0	r 0.0	r 0.0	r 0.1
Gibraltar	823	r 1.2	r 2.2	3.2	r 0.2
Hungary	944	0.0	r 0.0	r 0.0	1.0	r 0.2	r 0.3	r 0.5	r 0.1	r 0.1
Poland	964	7.7	r 1.3	r 2.1	r 5.0	r 0.9	r 1.1	5.2	r 4.4	r 2.2	r 3.9	r 2.7	r 2.1
Romania	968	2.6	r 0.6	r 0.7	r 0.7	r 0.8	r 0.7	1.5	r 0.1	r 0.3	r 0.6	r 0.8	r 0.3
Turkey	186	23.3	r 0.4	r 1.0	r 1.1	r 2.1	r 1.9	37.0	r 5.0	r 21.7	r 6.4	r 6.7	r 10.4
CIS	901	86.8	23.2	11.9	20.2	11.7	12.3	33.0	8.5	27.2	12.6	4.8	19.0
Armenia	911	r 0.1
Georgia	915	r 0.0	0.7	r 0.2	r 0.1	r 0.1
Kazakhstan	916	40.0	r 10.3
Russian Federation	922	8.2	r 2.0	r 2.1	r 9.0	r 3.4	r 3.0	31.4	r 8.1	r 27.0	r 12.4	r 4.5	r 18.6
Ukraine	926	38.6	r 10.8	r 9.7	r 11.2	r 8.3	r 9.2	1.0	r 0.1	r 0.1	r 0.1	r 0.1	r 0.3
Uzbekistan	927	r 0.2
Europe n.s.	884	0.0	0.7	r 0.0	r 0.2	r 0.0	r 0.2	r 0.0
Mid East, N Africa, Pak	440	221.0	125.5	65.2	30.1	118.2	111.1	59.2	17.2	13.5	13.7	24.0	22.5
Afghanistan, I.R. of	512	r 0.5	r 0.2	r 0.4	r 0.0	r 0.0	r 0.0
Algeria	612	r 0.0	0.1	r 0.0	r 0.0	r 0.0	r 1.0
Bahrain, Kingdom of	419	1.0	r 0.2	r 0.2	r 0.3	r 0.3	r 0.5	r 0.0
Djibouti	611	0.0	0.4	r 0.0	r 0.0	r 0.1
Egypt	469	19.4	r 8.1	r 1.2	r 2.4	r 4.5	r 5.7	4.3	r 1.0	r 1.3	r 1.4	r 1.5	r 1.7
Iran, I.R. of	429	0.7	r 0.0	0.2	r 0.0	r 0.0	r 0.1	r 0.0	r 0.0
Iraq	433	9.9	r 5.8	r 1.6	r 0.8	r 1.6	r 2.5
Jordan	439	14.8	r 4.5	r 1.5	r 0.5	r 8.3	r 6.1	0.5	r 0.2	r 0.1	r 0.2	r 0.4
Kuwait	443	6.1	r 3.7	r 1.4	r 0.9	r 3.9	r 3.1	0.0
Lebanon	446	1.6	r 0.8	r 0.5	r 0.4	r 1.2	r 1.5	0.1	r 0.0	r 0.0
Libya	672	0.4	r 23.9	r 13.3	r 0.1	r 0.0
Mauritania	682	9.7	r 0.0	r 9.6
Morocco	686	1.0	r 0.2	r 0.1	r 0.4	r 6.8	r 2.1	0.3	r 0.0	r 0.0	r 0.1	r 0.1	r 0.5
Oman	449	0.9	r 0.1	r 0.4	r 0.5	1.1	r 1.3	r 0.2	r 0.1
Pakistan	564	14.3	r 6.8	r 1.9	r 6.1	r 6.3	r 11.3	3.8	r 0.8	r 1.0	r 1.3	r 1.7	r 1.1
Qatar	453	0.9	r 0.8	r 0.6	r 1.5	r 2.0	1.7	r 0.5	r 0.5	r 0.4	r 0.6	r 0.5
Saudi Arabia	456	73.2	r 35.7	r 27.0	r 10.0	r 38.0	r 38.0	39.5	r 11.2	r 9.8	r 8.8	r 17.3	r 15.3
Somalia	726	0.1	r 0.3
Sudan	732	4.4	r 1.9	r 0.1	r 0.0	r 0.1	0.3	r 0.0	r 0.2	r 0.0	r 0.1	r 0.0
Syrian Arab Republic	463	17.4	r 2.2	r 1.8	r 0.9	r 2.3	r 2.5	0.0	r 0.1
Tunisia	744	7.7	0.1
United Arab Emirates	466	37.2	r 30.9	r 14.1	r 5.9	r 33.0	r 35.0	6.7	r 2.0	r 0.5	r 1.5	r 2.2	r 2.0
Yemen, Republic of	474	0.1	r 0.1
Sub-Saharan Africa	603	191.7	76.7	71.1	14.5	20.8	65.7	5.5	2.0	4.4	0.6	1.0	3.2
Angola	614	16.7
Burkina Faso	748	r 0.0	0.0	r 0.6
Cameroon	622	2.7	r 0.2	r 0.2	r 0.2	r 0.3
Congo, Dem. Rep. of	636	22.5	r 4.3	r 5.4	r 5.1
Congo, Republic of	634	3.6	r 0.0	r 0.0	r 0.0	r 0.0
Côte d'Ivoire	662	62.4	r 49.5	r 30.9	r 0.0	r 5.2	r 22.3	r 0.0	r 0.0
Equatorial Guinea	642	0.1	r 0.3	r 0.1	r 0.0
Ethiopia	644	0.0	r 0.0	r 0.1	0.1	r 0.4	r 0.0	r 0.0	r 0.0
Ghana	652	26.3	r 0.1	r 19.3	r 0.1	r 7.0	r 0.1	0.5	r 0.1	r 0.1	r 0.0
Guinea	656	9.7	r 12.9	r 10.5	0.1
Kenya	664	2.0	r 3.0	r 2.6	r 0.3	r 1.8	r 2.3	0.0	r 0.0	r 0.0	r 0.0	r 0.0
Liberia	668	r 0.1
Madagascar	674	r 0.1	r 0.1	0.0	r 0.0
Mali	678	7.9
Mauritius	684	0.1	r 0.0	r 0.0
Mozambique	688	0.0	r 0.1	r 0.0	0.0
Nigeria	694	0.0	r 0.0	r 0.0	0.4	r 0.3	r 0.3	r 0.2	r 0.1	r 1.8
São Tomé & Príncipe	716	0.1
Senegal	722	0.2	r 0.0	r 12.8	r 0.0	r 0.1
Seychelles	718	0.0	r 0.0	0.1	r 0.1
Sierra Leone	724	4.6	r 0.0

Guatemala (258)

In Millions of U.S. Dollars

		Exports (FOB)						Imports (CIF)					
		2016	2017Q1	2017Q2	2017Q3	2017Q4	2018Q1	2016	2017Q1	2017Q2	2017Q3	2017Q4	2018Q1
South Africa	199	5.5	r 4.8	r 5.0	r 13.3	r 1.2	r 1.4	4.2	r 1.1	r 4.0	r 0.3	r 0.8	r 0.7
Tanzania	738	1.3	r 1.9	r 0.3	r 0.0	r 0.6	0.0
Togo	742	26.0	r 23.1
Zambia	754	0.1	r 0.0
Western Hemisphere	205	4,481.7	1,079.4	1,163.0	1,182.1	1,232.5	1,166.9	5,537.5	1,387.5	1,420.4	1,485.8	1,578.1	1,435.9
Anguilla	312	0.3	r 0.0
Antigua and Barbuda	311	0.7	r 0.2	r 0.2	r 0.2	r 0.2	r 0.1	r 0.2	r 0.0
Argentina	213	4.7	r 0.3	r 1.1	r 0.6	r 1.1	r 1.1	80.0	r 25.0	r 36.8	r 49.8	r 39.4	r 30.9
Aruba	314	0.8	r 0.2	r 0.3	r 0.3	r 0.1	r 0.2
Bahamas, The	313	6.8	r 4.0	r 1.9	r 0.4	r 1.4	r 3.3	1.4	r 0.7	r 0.0	r 0.2
Barbados	316	3.2	r 0.8	r 1.0	r 0.7	r 0.5	r 0.3	6.4	r 2.7	r 1.2	r 1.4	r 1.2	r 1.2
Belize	339	70.9	r 18.3	r 20.0	r 16.7	r 16.8	r 16.7	6.0	r 1.6	r 1.4	r 3.8	r 2.9	r 2.2
Bermuda	319	0.0	r 0.0	r 0.1	r 0.1	r 0.0
Bolivia	218	2.1	r 0.5	r 0.3	r 0.6	r 0.9	r 0.5	0.3	r 0.1	r 0.1	r 0.1	r 0.1
Brazil	223	36.0	r 5.7	r 11.2	r 9.4	r 11.2	r 11.4	215.1	r 61.8	r 52.3	r 71.0	r 102.5	r 62.5
Chile	228	90.4	r 23.9	r 20.6	r 18.2	r 31.9	r 52.5	100.9	r 33.1	r 32.4	r 30.3	r 23.6	r 25.4
Colombia	233	54.0	r 14.8	r 16.5	r 17.9	r 12.9	r 8.7	377.0	r 106.4	r 100.3	r 98.0	r 95.7	r 95.3
Costa Rica	238	425.7	r 102.5	r 105.9	r 106.1	r 108.8	r 101.5	595.5	r 143.2	r 146.7	r 154.3	r 166.2	r 164.2
Curacao	354	0.4	r 0.1	r 0.1	r 0.1	r 0.1	r 0.0	0.0
Dominica	321	0.6	r 0.0	r 0.2	r 0.1	r 0.2	r 0.0	0.0	r 0.0	r 0.0	r 0.0
Dominican Republic	243	149.3	r 34.0	r 38.2	r 37.8	r 33.5	r 36.9	21.6	r 5.8	r 5.2	r 4.9	r 5.9	r 6.7
Ecuador	248	22.4	r 7.5	r 9.1	r 13.7	r 13.4	r 12.1	50.6	r 9.9	r 9.2	r 17.8	r 22.6	r 17.2
El Salvador	253	1,204.4	r 292.2	r 304.7	r 306.5	r 313.1	r 314.5	902.8	r 233.9	r 243.4	r 249.6	r 245.3	r 238.4
Grenada	328	0.5	r 0.3	r 0.3	r 0.3	r 0.4	r 0.2	0.0
Guyana	336	3.9	r 1.0	r 1.0	r 1.8	r 2.1	r 1.3	0.0	r 0.1	r 0.4	r 0.2
Haiti	263	57.4	r 11.1	r 7.3	r 13.3	r 4.6	r 7.8	0.7	r 0.3	r 0.1	r 0.0	r 0.3	r 0.6
Honduras	268	913.9	r 231.3	r 248.1	r 247.0	r 240.9	r 232.0	331.6	r 89.2	r 89.1	r 101.7	r 104.0	r 106.4
Jamaica	343	36.0	r 7.8	r 8.8	r 12.6	r 8.4	r 8.6	2.2	r 0.5	r 0.7	r 2.0	r 1.0	r 0.5
Mexico	273	458.5	r 115.3	r 121.4	r 141.6	r 132.1	r 114.3	1,942.9	r 458.5	r 479.3	r 489.0	r 537.6	r 478.2
Netherlands Antilles	353	1.6	r 0.4	r 0.5	r 0.5	r 0.4	r 0.6	0.8	r 2.9	r 0.0	r 2.0	r 0.0	r 0.0
Nicaragua	278	569.2	r 128.7	r 135.3	r 140.8	r 157.4	r 141.9	120.7	r 31.7	r 30.6	r 34.3	r 31.7	r 38.9
Panama	283	248.7	r 51.5	r 57.9	r 63.3	r 115.8	r 55.8	565.7	r 132.8	r 139.2	r 132.4	r 152.3	r 125.8
Paraguay	288	1.1	r 0.3	r 0.3	r 0.2	r 0.2	r 0.5	3.1	r 1.2	r 0.8	r 0.6	r 0.7	r 1.0
Peru	293	50.8	r 18.6	r 41.5	r 15.1	r 11.6	r 19.5	85.2	r 17.7	r 18.4	r 14.8	r 19.7	r 14.4
St. Kitts and Nevis	361	1.3	r 0.3	r 0.2	r 0.1	r 0.1	r 0.1
St. Lucia	362	0.4	r 0.4	r 0.5	r 0.7	r 0.5	r 0.1	r 0.0
St. Vincent & Grens.	364	0.5	r 0.1	r 0.1	r 0.2	r 0.2	r 0.1	0.0
Suriname	366	5.3	r 1.3	r 1.8	r 1.1	r 1.3	r 1.4	0.1	r 0.3	r 0.0
Trinidad and Tobago	369	23.6	r 4.0	r 5.3	r 6.7	r 5.9	r 6.6	16.8	r 2.0	r 2.8	r 0.8	r 0.8	r 1.0
Uruguay	298	0.7	r 0.1	r 0.6	r 0.1	r 0.3	r 0.1	92.0	r 23.3	r 24.0	r 21.4	r 20.2	r 22.7
Venezuela, Rep. Bol.	299	35.3	r 1.7	r 1.0	r 7.4	r 4.1	r 15.9	18.0	r 3.0	r 6.3	r 5.1	r 4.3	r 2.2
Other Countries n.i.e	910	20.3	11.5	9.3	9.1	9.9	4.7	1.1	2.5	0.2	4.3	0.2	0.1
Cuba	928	20.2	r 11.5	r 9.3	r 9.1	r 9.9	r 4.7	1.0	r 2.5	r 0.1	r 4.3	r 0.2	r 0.1
Korea, Dem. People's Rep.	954	0.1	r 0.0	r 0.1	r 0.0	r 0.1	r 0.0	0.1	r 0.0	r 0.0	r 0.1	r 0.0	r 0.0
Countries & Areas n.s.	898	60.9	r 15.9	r 11.1	r 20.1	r 20.5	r 22.0	24.5	r 6.7	r 4.6	r 4.7	r 4.7	r 3.8
Memorandum Items													
Africa	605	214.7	78.8	71.7	15.0	37.3	67.8	6.8	2.1	4.7	0.8	1.2	4.7
Middle East	405	183.7	116.6	62.7	22.9	95.1	97.3	54.2	16.3	12.2	12.1	22.0	19.9
European Union	998	941.4	253.4	256.1	244.3	245.7	239.9	1,226.4	312.1	301.7	352.6	393.0	313.0
Export earnings: fuel	080	336.6	141.9	92.0	74.2	119.5	128.5	543.8	144.9	156.8	145.3	148.4	155.1
Export earnings: nonfuel	092	10,112.7	2,766.0	2,734.3	2,559.7	2,494.4	2,717.7	16,458.1	4,242.4	4,255.7	4,436.9	4,858.3	4,319.1

Guinea (656)

In Millions of U.S. Dollars

		Exports (FOB)						Imports (CIF)					
		2016	2017Q1	2017Q2	2017Q3	2017Q4	2018Q1	2016	2017Q1	2017Q2	2017Q3	2017Q4	2018Q1
IFS World	
World	001	2,596.5	828.4	1,130.9	1,059.6	1,024.4	1,406.9	2,247.2	635.4	681.9	671.0	642.1	793.1
Advanced Economies	110	745.8	114.7	103.6	125.2	117.3	149.4	1,076.2	309.8	316.6	330.9	327.5	380.8
Euro Area	163	415.4	99.1	91.0	82.9	81.9	99.4	796.4	259.3	260.2	269.6	271.7	314.3
Austria	122	0.8	r 0.1	r 0.3	r 1.3	r 0.1	r 0.1
Belgium	124	7.6	r 1.1	r 1.2	r 1.1	r 0.9	r 5.1	192.6	r 48.2	r 72.0	r 80.5	r 66.4	r 88.7
Cyprus	423	0.1	r 0.1	r 0.0	r 0.0	r 0.0	r 0.0
Estonia	939	0.2	r 0.0	r 0.0	r 0.0	r 0.0	r 0.0	0.0	r 0.0	r 0.1	r 0.0
Finland	172	0.0	r 0.0	r 0.0	r 0.0	1.0	r 0.1	r 0.3	r 0.1	r 1.3	r 2.9
France	132	146.2	r 33.0	r 27.3	r 21.9	r 18.0	r 26.3	153.2	r 57.2	r 34.4	r 44.4	r 41.7	r 63.7
Germany	134	76.5	r 15.7	r 20.2	r 14.2	r 14.7	r 20.2	39.4	r 12.5	r 19.3	r 19.6	r 19.6	r 18.9
Greece	174	0.0	r 0.0	r 0.0	r 0.0	3.2	r 2.0	r 1.8	r 0.2	r 0.1	r 0.2
Ireland	178	91.0	r 24.9	r 19.9	r 22.7	r 20.3	r 22.8	2.1	r 0.9	r 0.8	r 1.2	r 1.2	r 1.6
Italy	136	4.5	r 0.7	r 1.4	r 0.6	r 0.9	r 0.5	28.0	r 7.0	r 8.3	r 8.8	r 8.7	r 6.5
Latvia	941	e 0.0	e 0.1	e 0.0	e 0.2	e 0.0	e 0.0	0.1	r 0.0	r 0.0	r 0.0	r 0.0	r 0.0
Lithuania	946	0.1	r 0.0	r 0.0	r 0.0	r 0.0	r 0.0
Luxembourg	137	e 0.0	1.0	r 2.0	r 0.1	r 0.1	r 0.1	r 0.2
Malta	181	0.1	r 0.1	r 0.0	r 0.0	r 0.0	r 0.0
Netherlands	138	9.9	r 1.7	r 1.7	r 0.9	r 0.8	r 0.9	325.4	r 118.3	r 107.8	r 102.3	r 115.7	r 108.6
Portugal	182	1.2	r 0.2	r 0.0	r 0.0	r 0.0	r 0.2	11.1	r 3.6	r 1.6	r 2.5	r 2.4	r 2.9
Slovak Republic	936	0.0	r 0.2	r 0.0	0.0	r 0.0	r 0.0	r 0.0	r 0.0
Spain	184	78.2	r 21.8	r 19.3	r 21.1	r 26.2	r 23.4	38.3	r 7.1	r 13.3	r 8.6	r 14.0	r 19.8
Australia	193	0.0	r 0.0	r 0.0	r 0.0	r 0.0	1.2	r 0.4	r 0.5	r 1.0	r 1.1	r 0.9
Canada	156	35.4	r 12.5	r 8.6	r 11.0	r 12.2	r 10.8	6.1	r 1.6	r 1.3	r 1.6	r 1.8	r 2.1
China,P.R.: Hong Kong	532	0.0	r 0.0	r 0.0	r 0.0	r 0.0	r 0.0	3.2	r 0.6	r 1.6	r 1.3	r 1.6	r 1.1
China,P.R.: Macao	546	0.2	r 0.1	r 0.1	r 0.1	r 0.1	r 0.1
Czech Republic	935	0.4	r 0.0	r 0.1	r 0.1	r 0.1	r 0.4
Denmark	128	0.0	r 0.0	r 0.0	16.1	r 2.0	r 2.7	r 4.4	r 2.2	r 3.3
Israel	436	0.0	r 0.0	r 0.0	r 0.0	r 0.0	r 0.0	4.4	r 1.1	r 1.3	r 1.1	r 1.3	r 1.9
Japan	158	0.1	r 0.0	r 0.0	r 0.0	r 0.0	10.5	r 1.9	r 2.4	r 2.5	r 3.1	r 4.0
Korea, Republic of	542	4.7	r 1.3	r 0.9	r 0.6	r 0.3	r 1.3	44.8	r 5.4	r 3.2	r 2.6	r 1.8	r 2.1
New Zealand	196	0.3	r 0.0	r 0.0	r 0.1	r 0.0	r 0.0	0.3	r 0.0	r 0.0	r 0.0	r 0.2	r 0.1
Norway	142	0.2	r 0.0	r 0.2	r 0.0	r 0.0	r 0.1
Singapore	576	0.1	r 0.0	r 0.9	r 0.2	r 0.0	r 0.0	110.0	r 16.4	r 16.7	r 18.8	r 19.9	r 19.0
Sweden	144	0.0	r 0.0	3.5	r 1.0	r 1.1	r 4.0	r 2.3	r 2.2
Switzerland	146	279.7	r 0.0	r 0.7	r 29.2	r 20.0	r 36.4	21.6	r 5.4	r 4.2	r 4.3	r 2.3	r 2.4
Taiwan Prov.of China	528	0.0	r 0.2	r 0.2	r 0.2	r 0.2	r 0.3	5.9	r 2.0	r 2.2	r 2.1	r 2.1	r 2.4
United Kingdom	112	0.6	r 0.1	r 0.1	r 0.1	r 0.2	r 0.2	9.5	r 1.7	r 1.2	r 2.4	r 1.4	r 2.2
United States	111	9.4	r 1.3	r 1.1	r 0.9	r 2.5	r 1.1	42.0	r 10.8	r 17.6	r 14.9	r 14.6	r 22.2
Emerg. & Dev. Economies	200	1,559.5	616.3	877.7	809.5	782.9	1,087.8	1,170.7	325.6	365.2	340.1	314.6	412.2
Emerg. & Dev. Asia	505	843.9	337.3	523.8	507.4	491.1	682.4	642.0	172.8	195.1	181.3	159.4	190.0
Bangladesh	513	0.3	r 0.0	r 0.0	r 0.0	0.2	r 0.1	r 0.1	r 0.1	r 0.1	r 0.1
Cambodia	522	0.1	r 0.0	r 0.0	r 0.0	r 0.0	r 0.0
China,P.R.: Mainland	924	689.1	r 292.6	r 423.2	r 464.1	r 443.5	r 636.7	301.2	r 75.0	r 95.8	r 84.6	r 85.0	r 78.7
India	534	114.8	r 35.2	r 90.1	r 33.4	r 37.6	r 34.8	278.0	r 86.4	r 86.2	r 82.0	r 63.1	r 96.0
Indonesia	536	1.6	7.4	r 1.5	r 1.3	r 3.5	r 1.4	r 3.6
Malaysia	548	30.0	r 6.9	r 6.9	r 6.9	r 6.9	r 6.9	10.4
Philippines	566	r 0.0	r 0.1	r 0.1	r 0.0
Samoa	862	0.1	r 0.0	r 0.0	r 0.0	r 0.0	r 0.0
Sri Lanka	524	1.0	r 0.2	r 0.3	r 0.4	r 0.7	r 0.2
Thailand	578	0.7	r 0.2	r 0.1	r 0.1	r 0.2	r 0.2	18.2	r 2.6	r 3.3	r 3.0	r 1.9	r 3.1
Vietnam	582	7.4	r 2.3	r 3.5	r 2.9	r 2.9	r 3.9	10.8	r 3.0	r 3.4	r 3.2	r 3.1	r 3.6
Asia n.s.	598	14.6	r 4.0	r 4.5	r 4.3	r 4.1	r 4.7
Europe	170	49.8	12.0	16.4	14.0	14.6	39.0	66.9	17.6	23.1	25.0	27.5	35.7
Emerg. & Dev. Europe	903	9.4	1.3	7.0	4.5	4.0	28.3	51.3	14.7	16.0	21.5	20.2	22.1
Bulgaria	918	0.9	r 0.1	r 0.3	r 0.1	r 0.2	r 0.3
Gibraltar	823	0.6	r 0.2	r 0.2	r 0.2	r 0.2	r 0.3
Hungary	944	0.1	r 0.0	r 0.0	r 0.0	r 0.0	r 0.0
Poland	964	3.0	r 0.5	r 1.1	r 1.1	r 1.0	r 0.4	16.9	r 3.4	r 4.2	r 6.6	r 4.3	r 5.2
Romania	968	2.6	r 0.4	r 1.3	r 0.2	r 0.3	1.4	r 0.6	r 0.1	r 5.7	r 0.5	r 6.1

Guinea (656)

In Millions of U.S. Dollars

		Exports (FOB)						Imports (CIF)					
		2016	2017Q1	2017Q2	2017Q3	2017Q4	2018Q1	2016	2017Q1	2017Q2	2017Q3	2017Q4	2018Q1
Turkey	186	3.9	r 0.3	r 4.6	r 3.3	r 2.7	r 27.6	31.5	r 10.3	r 11.1	r 8.7	r 14.9	r 10.2
CIS	901	40.4	10.8	9.4	9.6	10.6	10.8	15.4	2.9	7.1	3.5	7.2	13.5
Azerbaijan, Rep. of	912	0.2	r 0.0	r 0.0	r 0.1	r 0.0	r 0.0
Belarus	913	0.2	r 0.5	r 0.1	r 0.0	r 0.0	r 0.1
Russian Federation	922	0.0	r 0.0	r 0.0	r 0.0	r 0.0	r 0.0	9.2	r 1.7	r 5.8	r 2.8	r 6.5	r 11.4
Ukraine	926	40.3	r 10.8	r 9.4	r 9.6	r 10.6	r 10.7	5.9	r 0.6	r 1.2	r 0.6	r 0.6	r 1.9
Europe n.s.	884	0.2	r 0.1	r 0.1	r 0.1	r 0.1	r 0.1
Mid East, N Africa, Pak	440	213.8	97.8	102.5	92.4	80.4	94.5	221.7	58.4	62.1	67.2	63.3	62.5
Algeria	612	0.4	r 0.6	r 0.8	0.5	r 0.0	r 0.2	r 0.5	r 0.7	r 0.6
Bahrain, Kingdom of	419	e 0.0	e 0.0	e 0.0	e 0.0	1.0	r 0.3	r 0.3	r 0.3	r 0.3	r 0.3
Egypt	469	0.8	r 0.2	r 0.3	r 0.2	r 0.2	r 0.3	3.1	r 0.8	r 0.9	r 0.8	r 0.7	r 0.8
Iran, I.R. of	429	6.7	r 2.2	r 3.5	r 2.9	r 2.9	r 3.9	0.1	r 0.0	r 0.0	r 0.0	r 0.0	r 0.0
Jordan	439	1.8	r 0.1	r 1.6	r 2.6	r 2.3	r 0.1
Lebanon	446	34.9	r 13.5	r 17.7	r 10.0	r 8.1	r 15.6	41.6	r 8.7	r 8.8	r 8.5	r 9.2	r 8.5
Mauritania	682	0.9	r 0.4	r 0.6	r 0.5	r 0.5	r 0.8	0.6	r 0.2	r 0.2	r 0.2	r 0.1	r 0.2
Morocco	686	5.2	r 1.3	r 1.1	r 0.4	r 0.5	r 1.3	20.3	r 10.2	r 7.6	r 8.8	r 16.2	r 13.6
Pakistan	564	0.0	r 0.1	r 1.8	r 0.2	r 0.2	r 0.0	1.6	r 0.1	r 0.0	r 0.0	r 0.2	r 0.3
Qatar	453	0.4	r 0.3	r 3.8	r 7.1	r 0.4	r 0.1
Saudi Arabia	456	r 0.0	r 0.0	r 0.0	r 0.0	23.0	r 6.9	r 4.9	r 7.4	r 3.9	r 5.2
Sudan	732	0.0	r 0.0	r 0.0	r 0.0	r 0.0	r 0.0	1.8	r 0.4	r 0.4	r 0.4	r 0.4	r 0.4
Syrian Arab Republic	463	e 0.0	e 0.0	e 0.0	e 0.0	e 0.0	e 0.0	0.1	r 0.0	r 0.0	r 0.0	r 0.0	r 0.0
Tunisia	744	0.1	r 0.2	r 0.0	r 0.3	r 0.0	r 0.0	2.4	r 0.6	r 0.6	r 0.5	r 0.6	r 0.7
United Arab Emirates	466	164.8	r 79.7	r 76.8	r 77.0	r 67.8	r 72.5	123.3	r 29.7	r 32.7	r 30.0	r 28.1	r 31.5
Sub-Saharan Africa	603	451.3	150.9	231.9	192.7	194.5	271.0	199.5	52.3	67.2	57.4	57.6	99.7
Angola	614	0.1	r 0.0	r 0.0	r 0.0	r 0.0	r 0.0	0.1	r 0.0	r 0.0	r 0.0	r 0.0	r 0.0
Benin	638	2.1	r 0.7	r 1.1	r 0.9	r 0.9	r 1.2	0.8	r 0.2	r 0.3	r 0.2	r 0.2	r 0.3
Burkina Faso	748	2.0	r 0.7	r 1.1	r 0.9	r 0.9	r 1.3	0.5	r 0.1	r 0.2	r 0.1	r 0.1	r 0.2
Burundi	618	0.1	r 0.0	r 0.0	r 0.0	r 0.0	r 0.0
Cameroon	622	0.2	r 0.1	r 0.1	r 0.1	r 0.1	r 0.1	0.2	r 0.1	r 0.1	r 0.1	r 0.1	r 0.1
Congo, Dem. Rep. of	636	0.2	r 0.1	r 0.1	r 0.1	r 0.1	r 0.1	0.2	r 0.1	r 0.1	r 0.1	r 0.1	r 0.1
Congo, Republic of	634	0.1	r 0.0	r 0.0	r 0.0	r 0.0	r 0.0	0.0	r 0.0	r 0.0	r 0.0	r 0.0	r 0.0
Côte d'Ivoire	662	0.8	r 0.2	r 0.2	r 0.2	r 0.2	r 0.2	6.6	r 2.4	r 2.9	r 2.9	r 2.9	r 3.4
Equatorial Guinea	642	0.1	r 0.0	r 0.0	r 0.0	r 0.0	r 0.0	0.0	r 0.0	r 0.0	r 0.0	r 0.0	r 0.0
Gabon	646	0.2	r 0.1	r 0.1	r 0.1	r 0.1	r 0.1	0.8	r 0.2	r 0.3	r 0.2	r 0.2	r 0.3
Gambia, The	648	0.3	r 0.1	r 0.1	r 0.1	r 0.1	r 0.2	0.0	r 0.0	r 0.0	r 0.0	r 0.0	r 0.0
Ghana	652	381.6	r 127.7	r 196.4	r 164.0	r 163.0	r 222.9	56.5	r 15.5	r 17.8	r 16.9	r 16.3	r 18.7
Guinea-Bissau	654	0.2	r 0.1	r 0.1	r 0.1	r 0.1	r 0.2	0.0	r 0.0	r 0.0	r 0.0	r 0.0	r 0.0
Kenya	664	0.0	r 0.0	r 0.0	0.2	r 0.0	r 0.0	r 0.2	r 0.2	r 0.1
Liberia	668	3.7	r 1.3	r 2.1	r 1.8	r 1.8	r 2.5	9.3	r 2.6	r 2.9	r 2.8	r 2.7	r 3.1
Madagascar	674	0.0	r 0.0	r 0.0	r 0.0	r 0.0	r 0.0	1.1	r 0.3	r 0.3	r 0.3	r 0.3	r 0.4
Mali	678	23.8	r 7.4	r 11.1	r 9.1	r 9.0	r 12.1	12.8	r 3.6	r 4.1	r 3.9	r 3.8	r 4.4
Mauritius	684	0.1	r 0.1	r 0.0	r 0.0	r 0.0	0.0	r 0.0
Mozambique	688	0.1	r 0.0	r 0.0	r 0.0	r 0.0	r 0.0
Niger	692	0.9	r 0.3	r 0.5	r 0.4	r 0.4	r 0.6	0.0	r 0.0	r 0.0	r 0.0	r 0.0	r 0.0
Nigeria	694	0.0	r 0.0	r 0.0	r 0.0	r 0.0	r 0.0	5.8	r 1.5	r 1.6	r 1.5	r 1.4	r 1.6
Senegal	722	3.4	r 1.3	r 2.2	r 1.0	r 3.9	r 10.7	49.8	r 9.1	r 6.4	r 5.9	r 6.9	r 7.1
Sierra Leone	724	7.9	r 2.9	r 4.6	r 3.9	r 3.9	r 5.4	14.0	r 3.8	r 4.4	r 4.2	r 4.0	r 4.6
South Africa	199	0.0	r 0.0	r 0.1	r 0.0	r 0.0	r 0.0	35.9	r 11.7	r 24.3	r 17.0	r 17.0	r 54.1
Swaziland	734	22.5	r 7.5	r 11.6	r 9.7	r 9.6	r 13.1	0.9	r 0.3	r 0.3	r 0.3	r 0.3	r 0.3
Tanzania	738	0.3	r 0.1	r 0.1	r 0.1	r 0.1	r 0.1	1.3	r 0.3	r 0.2	r 0.3	r 0.2	r 0.3
Togo	742	0.1	r 0.0	r 0.0	r 0.0	r 0.0	r 0.0	2.3	r 0.5	r 0.8	r 0.3	r 0.6	r 0.6
Uganda	746	0.6	r 0.2	r 0.2	r 0.2	r 0.2	r 0.2	0.0	r 0.0	r 0.0	r 0.0	r 0.0	r 0.0
Zambia	754	0.1	r 0.0	r 0.0	r 0.0
Zimbabwe	698	0.0	r 0.0	r 0.0	r 0.0	r 0.0	r 0.0	0.1	r 0.0	r 0.0	r 0.0	r 0.0	r 0.0
Western Hemisphere	205	0.8	18.3	3.1	2.9	2.4	0.9	40.7	24.4	17.7	9.3	6.8	24.2
Argentina	213	0.0	r 15.2	r 0.0	r 0.0	r 0.0	1.0	r 0.3	r 0.3	r 0.1	r 0.2	r 0.3
Brazil	223	0.0	r 2.9	r 3.0	r 2.7	r 2.2	r 0.8	24.0	r 9.6	r 15.8	r 7.7	r 4.7	r 11.6
Chile	228	r 0.0	r 0.0	0.1	r 0.1	r 0.1	r 0.0	r 0.2
Colombia	233	1.3	r 0.5	r 0.5	r 0.2	r 0.7	r 0.4
Guatemala	258	0.1	r 0.0	r 0.0	r 0.0	r 0.0	r 0.0	13.3	r 13.8	r 0.9	r 0.9	r 0.9	r 11.4

Guinea (656)

In Millions of U.S. Dollars

		Exports (FOB)						Imports (CIF)					
		2016	2017Q1	2017Q2	2017Q3	2017Q4	2018Q1	2016	2017Q1	2017Q2	2017Q3	2017Q4	2018Q1
Mexico	273	0.1	r 0.0	r 0.0	r 0.0	r 0.0	r 0.1
Peru	293	0.0	r 0.0	r 0.0	r 0.0	0.1	r 0.0	r 0.0	r 0.1	r 0.1	r 0.2
Trinidad and Tobago	369	e 0.6	e 0.1	e 0.1	e 0.1	e 0.1	e 0.1
Uruguay	298	0.4	r 0.1	r 0.1	r 0.1	r 0.0
Western Hem. n.s.	399	0.1	r 0.0	r 0.0	r 0.0	r 0.0	r 0.0
Other Countries n.i.e	910	2.8	0.9	1.3	1.0	1.0	1.4	0.2	0.1	0.1	0.1	0.1	0.1
Korea, Dem. People's Rep.	954	2.8	r 0.9	r 1.3	r 1.0	r 1.0	r 1.4	0.2	r 0.1	r 0.1	r 0.1	r 0.1	r 0.1
Countries & Areas n.s.	898	288.3	r 96.5	r 148.3	r 123.9	r 123.1	r 168.4
Memorandum Items													
Africa	605	457.8	152.9	234.3	194.8	195.6	273.1	225.1	63.7	76.2	67.8	75.7	115.2
Middle East	405	207.2	95.7	98.2	90.2	79.1	92.4	194.5	46.9	53.0	56.7	45.0	46.7
European Union	998	421.6	100.2	93.5	84.1	83.3	100.2	845.1	268.2	269.9	293.0	282.8	334.2
Export earnings: fuel	080	173.0	82.2	81.3	81.1	71.1	76.9	165.8	41.3	50.3	50.2	42.5	51.6
Export earnings: nonfuel	092	2,423.4	746.1	1,049.6	978.5	953.3	1,330.0	2,081.4	594.1	631.6	620.9	599.6	741.4

Guinea-Bissau (654)

In Millions of U.S. Dollars

		Exports (FOB)						Imports (CIF)					
		2016	2017Q1	2017Q2	2017Q3	2017Q4	2018Q1	2016	2017Q1	2017Q2	2017Q3	2017Q4	2018Q1
IFS World	
World	001	365.4	30.6	31.6	223.6	95.1	29.9	256.1	61.7	83.3	68.2	82.1	62.0
Advanced Economies	110	11.3	1.4	1.1	0.9	1.2	2.4	134.3	35.6	50.2	36.7	45.8	41.6
Euro Area	163	6.2	0.0	0.0	0.0	0.0	0.3	131.2	35.1	49.5	35.5	45.2	41.1
Austria	122	e 0.0	e 0.1	e 1.7	e 0.6	e 1.0	e 0.6	e 0.1
Belgium	124	e 0.8	e 0.0	e 0.0	e 0.0	e 0.0
Finland	172	e 0.5	e 0.1	e 0.0	e 0.0	e 0.1	e 0.2
France	132	r 0.0	3.3	r 0.3	r 0.4	r 0.7	r 0.9	r 0.6
Germany	134	e 5.3	e 0.0	0.1	r 0.0	r 0.0	r 0.0	r 0.1	r 0.0
Greece	174	e 0.2	e 0.0
Lithuania	946	e 0.2	e 0.0	e 0.0	e 0.0	e 0.1
Luxembourg	137	e 0.2	e 0.1	e 0.0
Netherlands	138	0.1	r 0.0	r 0.0	r 0.0	r 0.3	11.2	r 4.3	r 5.7	r 4.3	r 8.4	r 4.3
Portugal	182	0.0	r 0.0	r 0.0	r 0.0	r 0.0	r 0.0	112.9	r 28.1	r 42.3	r 28.6	r 34.6	r 35.5
Slovenia	961	e 0.0	e 0.0	e 0.0	e 0.5	e 0.1	e 0.1	e 0.1	e 0.1	e 0.1
Spain	184	2.0	r 0.3	r 0.3	r 0.6	r 0.4	r 0.2
Canada	156	e 0.0	e 0.0	e 0.0	e 0.0	e 0.0	e 0.0	e 0.2	e 0.0	e 0.0	e 0.1	e 0.0	e 0.0
China,P.R.: Hong Kong	532	e 0.0	e 0.0	e 0.0	e 1.4	e 0.5	e 0.4	e 1.0	e 0.3	e 0.1
Israel	436	e 0.3
Japan	158	e 0.0	0.3	r 0.0	r 0.0	r 0.1	r 0.0
Korea, Republic of	542	e 1.1	e 0.7	e 0.4	e 0.1	e 0.2	e 1.2	e 0.4	e 0.0	e 0.2	e 0.1	e 0.2
New Zealand	196	e 0.0	e 0.1
Singapore	576	3.2	r 0.7	r 0.7	r 0.7	r 0.7	r 0.7	0.0	r 0.0	r 0.0	r 0.0
Switzerland	146	e 0.3	e 0.0	e 0.0	e 0.0	e 0.1	e 0.1
Taiwan Prov.of China	528	e 0.6
United Kingdom	112	e 0.0	e 0.0	e 0.0	e 0.3	e 0.2	0.1	r 0.0	r 0.0	r 0.0	r 0.0	r 0.0
Emerg. & Dev. Economies	200	351.9	29.2	30.5	220.8	93.2	27.5	121.7	26.0	33.1	31.5	36.2	20.4
Emerg. & Dev. Asia	505	284.4	19.5	21.2	212.8	83.8	19.5	33.7	7.7	13.2	10.8	13.5	6.9
Bangladesh	513	e 2.1	e 0.3	e 0.2	e 0.2	e 0.0	e 0.4
China,P.R.: Mainland	924	0.2	r 0.3	r 0.0	r 0.1	r 0.0	18.3	r 3.5	r 9.0	r 5.9	r 10.6	r 3.5
India	534	217.5	r 1.0	r 1.5	r 192.9	r 61.5	r 1.8	0.4	r 0.1	r 0.1	r 0.0	r 0.0	r 0.1
Indonesia	536	e 3.1	e 1.3	e 1.0	e 1.8	e 0.1	e 0.4
Malaysia	548	e 0.0	e 0.0	e 0.0	e 4.9	e 1.3	e 1.3	e 1.3	e 1.3	e 1.3
Myanmar	518	e 0.1	e 0.1	e 0.1	e 0.1	e 0.1
Philippines	566	e 0.0	e 0.0	e 0.1
Sri Lanka	524	e 0.0	e 0.2	e 0.0	e 0.0	e 0.0	e 0.1	e 0.1
Thailand	578	e 0.2	e 0.0	4.5	r 1.0	r 1.4	r 1.3	r 1.2	r 1.0
Vietnam	582	e 66.6	e 18.5	e 19.5	e 19.8	e 22.2	e 17.7
Europe	170	33.1	0.0	0.4	0.0	0.5	0.2	7.9	1.0	3.0	2.2	1.5	1.7
Emerg. & Dev. Europe	903	1.5	0.0	0.4	0.5	0.1	7.8	1.0	2.8	2.1	1.5	1.7
Hungary	944	e 0.0	e 0.0	e 0.1	e 0.0	e 0.0
Poland	964	e 0.0	e 0.0	e 0.0	e 0.0	e 2.6	e 0.4	e 0.9	e 1.1	e 0.8	e 0.9
Romania	968	0.7	r 0.1	r 0.0	r 0.0	r 0.0	r 0.1
Turkey	186	e 1.5	e 0.4	e 0.4	e 0.1	e 4.4	e 0.4	e 1.9	e 1.0	e 0.7	e 0.7
CIS	901	31.5	0.0	0.0	0.0	0.0	0.0	0.1	0.0	0.2	0.0	0.0	0.0
Belarus	913	e 31.5	e 0.0	e 0.0	e 0.0	e 0.2
Russian Federation	922	0.0	r 0.0	r 0.0	r 0.0	r 0.0	0.1	r 0.0	r 0.0	r 0.0	r 0.0	r 0.0
Mid East, N Africa, Pak	440	6.4	0.0	0.0	0.0	0.0	0.2	27.4	8.0	5.1	9.6	11.4	4.8
Jordan	439	e 1.2	e 0.0
Lebanon	446	e 0.2	e 0.1	e 0.1	e 0.0
Morocco	686	e 0.1	5.5	r 1.2	r 1.8	r 1.0	r 0.8	r 1.6
Oman	449	e 0.0	e 0.1
Pakistan	564	r 0.0	e 17.1	e 5.8	e 2.5	e 7.7	e 9.0	e 3.1
Saudi Arabia	456	e 4.4	e 0.8	e 0.6	e 0.9	e 1.4	e 0.1
Tunisia	744	e 0.0	e 0.1	e 0.2	e 0.1	e 0.0	e 0.0
United Arab Emirates	466	e 5.0
Sub-Saharan Africa	603	26.6	9.7	8.8	8.0	8.9	6.7	49.6	9.0	11.3	8.9	9.8	6.9
Angola	614	e 1.9	e 0.6	e 0.5	e 0.5	e 0.5	e 0.4
Benin	638	e 0.5	e 0.1	e 0.1	e 0.2	e 0.1	e 0.1
Cabo Verde	624	0.1	r 0.0	r 0.0	r 0.1	r 0.0	r 0.0	0.1	r 0.0	r 0.0	r 0.0	r 0.0	r 0.0

Guinea-Bissau (654)

In Millions of U.S. Dollars

		Exports (FOB)						Imports (CIF)					
		2016	2017Q1	2017Q2	2017Q3	2017Q4	2018Q1	2016	2017Q1	2017Q2	2017Q3	2017Q4	2018Q1
Cameroon	622	e 1.1	e 0.6	e 0.8	e 0.7	e 0.8	e 0.7
Côte d'Ivoire	662	e 3.1	e 0.7	e 0.7	e 0.6	e 0.6	e 0.6
Ethiopia	644	e 0.2	e 0.0	e 0.0	e 0.1	e 0.0	e 0.0
Gambia, The	648	0.4	r 0.0	r 0.0	r 0.3	r 0.1	r 0.0	2.6	r 0.6	r 0.9	r 0.7	r 0.8	r 0.6
Ghana	652	e 9.5	e 1.4	e 1.2	e 1.0	e 1.0	e 1.0	e 0.1	e 0.0	e 0.0	e 0.0	e 0.0	e 0.0
Guinea	656	0.0	r 0.0	r 0.0	r 0.0	r 0.0	r 0.0	0.7	r 0.2	r 0.2	r 0.2	r 0.2	r 0.2
Liberia	668	0.1	r 0.0	r 0.0	r 0.0	r 0.0	r 0.0
Nigeria	694	e 3.5	e 4.0	e 3.6	e 3.6	e 3.8
Senegal	722	44.0	r 7.9	r 9.6	r 7.8	r 8.3	r 5.8
South Africa	199	e 0.0	e 0.0	e 1.1	e 0.1	e 0.4	e 0.2	e 0.1	e 0.2
Togo	742	e 10.0	e 2.8	e 1.5	e 0.8	e 2.0	e 0.7	e 0.0	e 0.0	e 0.0	e 0.2
Western Hemisphere	205	1.4	0.0	0.0	0.0	0.0	0.9	3.1	0.2	0.4	0.1	0.0	0.0
Brazil	223	e 1.3	e 0.7
Colombia	233	e 0.0	e 0.2	e 0.0	e 0.0
Mexico	273	e 0.0	e 0.0	e 0.0	e 0.0	e 0.0	e 0.2	e 0.1
Peru	293	e 0.0	e 0.1	e 0.0
Uruguay	298	e 2.8	e 0.4	e 0.0
Other Countries n.i.e	910	2.3	0.0	0.0	2.0	0.7	0.0	0.1	0.0	0.1	0.0	0.0	0.0
Korea, Dem. People's Rep.	954	2.3	r 0.0	r 0.0	r 2.0	r 0.7	r 0.0	0.1	r 0.0	r 0.0	r 0.0	r 0.0	r 0.0
Memorandum Items													
Africa	605	26.7	9.7	8.8	8.0	8.9	6.7	55.3	10.2	13.2	10.0	10.7	8.6
Middle East	405	6.3	0.0	0.0	0.0	0.0	0.2	4.6	1.0	0.7	0.9	1.5	0.1
European Union	998	6.2	0.0	0.0	0.0	0.3	0.5	134.7	35.6	50.4	36.6	46.0	42.1
Export earnings: fuel	080	7.0	4.1	4.5	4.1	4.1	4.3	4.5	1.2	0.7	0.9	1.4	0.1
Export earnings: nonfuel	092	358.5	26.5	27.1	219.5	91.0	25.6	251.5	60.5	82.7	67.3	80.6	61.9

Guyana (336)

In Millions of U.S. Dollars

		Exports (FOB)						Imports (CIF)					
		2016	2017Q1	2017Q2	2017Q3	2017Q4	2018Q1	2016	2017Q1	2017Q2	2017Q3	2017Q4	2018Q1
IFS World	
World	001	1,450.6	384.6	463.5	421.0	377.0	342.0	1,636.4	420.2	446.8	451.0	443.6	519.1
Advanced Economies	110	1,006.9	261.3	319.0	248.7	192.2	210.5	711.6	184.2	183.9	182.8	199.9	206.0
Euro Area	163	153.1	34.2	52.5	36.0	52.5	45.8	53.9	17.1	30.8	16.2	20.1	22.0
Austria	122	0.0	r 0.0	r 0.0	0.5	r 0.2	r 0.2	r 0.2	r 0.1	r 0.2
Belgium	124	26.8	r 13.4	r 15.5	r 11.1	r 17.8	r 12.7	8.8	r 2.2	r 2.0	r 1.2	r 4.1	r 3.1
Cyprus	423	r 0.0	r 0.8	0.1	r 0.0	r 0.0
Estonia	939	0.1	r 0.0	r 0.0	r 0.1	r 0.0	r 0.0
Finland	172	0.0	0.4	r 0.0	r 0.0	r 0.5	r 0.0	r 0.1
France	132	6.4	r 2.8	r 2.8	r 3.2	r 2.0	r 5.5	2.4	r 0.9	r 0.8	r 0.5	r 0.8	r 1.9
Germany	134	30.6	r 7.8	r 11.2	r 8.7	r 14.6	r 7.2	8.1	r 4.9	r 19.1	r 2.1	r 3.9	r 3.9
Greece	174	2.0	r 1.7	r 0.6	0.0	r 0.0	r 0.0	r 0.0
Ireland	178	8.2	r 2.0	r 0.1	r 1.5	r 1.7	1.6	r 0.3	r 0.5	r 0.6	r 0.2	r 1.1
Italy	136	23.2	r 4.0	r 6.5	r 0.9	r 2.4	r 0.3	3.8	r 1.0	r 1.1	r 1.1	r 1.2	r 1.2
Latvia	941	0.0	r 0.0	r 0.1
Lithuania	946	0.0	r 0.1	r 0.0	r 0.0	r 0.1	r 0.1
Luxembourg	137	0.0	0.0	r 0.0	r 0.1	r 0.1	r 0.5
Malta	181	0.0	r 0.0	r 0.0	r 0.0	r 0.1
Netherlands	138	11.6	r 2.5	r 2.7	r 2.4	r 3.4	r 12.5	25.6	r 7.0	r 6.7	r 8.8	r 8.6	r 9.0
Portugal	182	21.7	r 0.0	r 3.6	r 6.7	r 2.9	r 3.1	0.4	r 0.2	r 0.1	r 0.1	r 0.1	r 0.3
Slovak Republic	936	0.0	0.1	r 0.0	r 0.0	r 0.1	r 0.1	r 0.1
Slovenia	961	r 0.0	0.0	r 0.0	r 0.0	r 0.1	r 0.0
Spain	184	22.6	r 1.5	r 8.4	r 2.2	r 7.9	r 2.0	2.1	r 0.3	r 0.3	r 0.7	r 0.7	r 0.7
Australia	193	0.3	r 0.2	r 0.0	r 0.1	r 0.1	r 0.0	2.8	r 0.5	r 0.8	r 0.9	r 1.9	r 1.0
Canada	156	444.3	r 138.1	r 104.5	r 90.4	r 76.2	r 66.4	37.4	r 7.8	r 4.0	r 5.2	r 9.7	r 5.0
China,P.R.: Hong Kong	532	7.1	r 1.0	r 1.3	r 2.7	r 2.5	r 1.6	7.2	r 1.7	r 2.7	r 3.2	r 3.4	r 1.6
Czech Republic	935	0.0	r 0.0	r 0.0	r 0.0	0.1	r 0.0	r 0.5	r 0.0	r 0.0	r 0.0
Denmark	128	0.0	r 0.0	r 0.0	2.5	r 1.0	r 0.6	r 1.1	r 1.2	r 0.5
Iceland	176	0.1	r 0.2	r 0.1	r 0.0	r 0.0
Israel	436	5.8	r 0.8	r 0.4	r 0.6	0.3	r 0.5	r 0.0	r 0.1	r 0.6	r 0.0
Japan	158	2.0	r 2.2	r 0.1	r 0.1	r 2.6	r 0.0	50.7	r 12.0	r 11.0	r 12.6	r 14.7	r 15.8
Korea, Republic of	542	13.0	r 0.5	r 0.5	r 0.3	r 0.1	r 0.0	15.2	r 8.6	r 3.0	r 5.8	r 7.3	r 6.0
New Zealand	196	1.7	r 0.5	r 0.7	r 0.2	r 0.2	r 0.2	15.5	r 4.4	r 4.7	r 4.0	r 5.6	r 5.4
Norway	142	r 0.0	0.5	r 0.0	r 0.0	r 0.4	r 0.6	r 0.0
Singapore	576	4.4	r 0.6	r 0.6	r 0.3	r 0.4	r 0.6	4.9	r 2.2	r 1.5	r 1.2	r 1.6	r 1.1
Sweden	144	r 0.0	r 0.0	r 0.0	1.9	r 0.9	r 0.3	r 1.9	r 0.3	r 0.4
Switzerland	146	19.0	r 9.9	r 9.6	r 10.0	15.0	r 4.4	r 1.6	r 1.7	r 1.2	r 1.5
Taiwan Prov. of China	528	r 0.0	r 0.0	r 0.0	r 0.1	11.5	r 0.9	r 0.4	r 0.8	r 0.4	r 0.4
United Kingdom	112	56.0	r 20.8	r 75.4	r 28.2	r 2.7	r 15.0	43.9	r 10.4	r 9.9	r 8.3	r 8.3	r 9.3
United States	111	299.7	r 62.4	r 83.3	r 80.0	r 45.5	r 70.0	448.2	r 111.5	r 112.1	r 119.5	r 123.2	r 136.1
Vatican	187	0.5	r 0.0
Emerg. & Dev. Economies	200	443.5	123.3	144.4	172.3	176.0	131.6	910.8	234.6	262.1	266.8	243.3	312.6
Emerg. & Dev. Asia	505	25.1	8.8	9.6	7.2	6.7	4.9	151.1	42.0	50.2	52.1	49.1	54.1
Bangladesh	513	0.1	r 0.0	r 0.2	r 0.1	r 0.1	0.0	r 0.0	r 0.0	r 0.0
China,P.R.: Mainland	924	16.4	r 7.4	r 7.3	r 5.1	r 4.8	r 4.5	119.3	r 31.4	r 42.0	r 44.8	r 38.9	r 41.3
F.T. French Polynesia	887	0.6	r 0.1	r 0.0	r 0.1	r 0.0	r 0.0
F.T. New Caledonia	839	0.1	r 0.0
India	534	5.7	r 0.3	r 0.5	r 0.4	r 0.3	r 0.1	15.5	r 7.0	r 5.5	r 3.4	r 5.7	r 8.4
Indonesia	536	0.0	r 0.0	r 0.0	1.7	r 0.6	r 0.4	r 0.6	r 0.7	r 0.5
Malaysia	548	0.1	r 0.0	r 0.1	r 0.0	r 0.0	5.2	r 0.9	r 0.8	r 1.3	r 1.6	r 1.0
Maldives	556	0.1	r 0.1	r 0.3	r 0.1	r 0.1
Nepal	558	0.0	r 0.0	r 0.1
Philippines	566	0.9	r 0.5	r 0.5	r 0.0	r 0.0	0.0	r 0.0	r 0.0	r 0.0	r 0.0	r 0.0
Sri Lanka	524	r 0.0	0.2	r 0.1	r 0.0	r 0.1	r 0.1	r 0.1
Thailand	578	0.6	r 0.1	r 0.1	r 0.2	r 0.1	r 0.1	6.2	r 2.0	r 1.4	r 1.0	r 1.7	r 2.1
Tuvalu	869	r 0.0	r 0.1
Vietnam	582	0.6	r 0.3	r 0.7	r 1.1	r 1.2	r 0.1	0.8	r 0.1	r 0.1	r 0.5	r 0.3	r 0.7
Asia n.s.	598	2.0	r 0.3	r 0.0	r 0.0

Guyana (336)

In Millions of U.S. Dollars

		Exports (FOB)						Imports (CIF)					
		2016	2017Q1	2017Q2	2017Q3	2017Q4	2018Q1	2016	2017Q1	2017Q2	2017Q3	2017Q4	2018Q1
Europe	170	39.2	8.8	13.4	11.0	14.6	11.6	16.3	4.8	5.9	4.6	6.6	5.8
Emerg. & Dev. Europe	903	0.9	0.0	0.0	0.2	13.1	4.5	5.3	4.1	6.2	5.2
Bulgaria	918	0.5	r 0.2	0.9	r 0.0	r 0.0	r 0.1	r 0.1	r 0.2
Croatia	960	0.0	r 0.0	0.0	r 0.1	r 0.1
Hungary	944	0.1	r 0.0	r 0.1	r 0.0	r 0.1
Poland	964	0.3	r 0.0	r 0.0	4.3	r 0.5	r 1.7	r 0.6	r 1.4	r 0.5
Romania	968	0.2	r 0.0	r 0.0	r 0.0	r 0.0
Turkey	186	0.0	7.4	r 3.9	r 3.4	r 3.4	r 4.7	r 4.4
CIS	901	38.4	8.8	13.4	11.0	14.6	11.4	3.1	0.3	0.5	0.4	0.4	0.6
Belarus	913	0.1
Russian Federation	922	0.1	r 0.0	r 0.0	r 0.0	r 0.0	2.6	r 0.1	r 0.4	r 0.1	r 0.2	r 0.2
Ukraine	926	38.3	r 8.8	r 13.4	r 11.0	r 14.6	r 11.3	0.5	r 0.2	r 0.1	r 0.3	r 0.2	r 0.4
Europe n.s.	884	0.0	r 0.0	r 0.1	r 0.1	r 0.0	r 0.1
Mid East, N Africa, Pak	440	9.5	3.0	5.0	20.1	28.1	17.2	4.9	1.3	0.6	3.8	1.1	2.7
Bahrain, Kingdom of	419	0.0	0.0	r 0.2	r 0.1	r 0.2	r 0.1
Egypt	469	0.3	r 0.3	r 0.0	r 0.0	r 0.2	r 0.5
Iran, I.R. of	429	0.0	r 0.0	r 0.1
Iraq	433	r 0.3	0.0	r 2.5
Jordan	439	0.1	r 0.0	r 0.0	0.0	r 0.0	r 0.0
Lebanon	446	0.1	r 0.1	r 0.1	r 0.2
Morocco	686	0.2	r 0.0	r 0.0
Pakistan	564	0.1	r 0.1	r 0.0	r 0.0	r 0.1	r 0.1	0.3	r 0.2	r 0.0	r 0.1	r 0.1	r 0.1
Saudi Arabia	456	0.0	r 0.0	r 1.7	0.2	r 0.0	r 0.0	r 0.0	r 0.0	r 0.0
Syrian Arab Republic	463	0.0	r 0.1	r 0.0	r 0.0	r 0.0
United Arab Emirates	466	9.3	r 2.9	r 5.0	r 18.1	r 27.7	r 16.9	3.8	r 0.6	r 0.4	r 0.9	r 0.5	r 2.1
Sub-Saharan Africa	603	12.1	0.0	0.0	9.5	0.2	0.2	2.6	0.2	7.6	0.9	0.7	4.0
Cabo Verde	624	0.4
Cameroon	622	0.1	0.0	r 0.0
Congo, Republic of	634	0.1	0.0	r 0.0
Liberia	668	r 0.0	r 0.0	r 0.1	r 3.9	r 0.0
Madagascar	674	r 0.0	0.1	r 0.0	r 0.1	r 0.0
Mauritius	684	0.0	r 0.1	r 0.0	0.0
Nigeria	694	0.3	r 0.0	r 0.1	r 0.0	r 3.2
São Tomé & Príncipe	716	r 1.7
South Africa	199	0.0	r 0.0	r 0.1	r 0.2	0.5	r 0.0	r 0.2	r 0.4	r 0.4	r 0.7
Swaziland	734	11.6	r 0.0	r 5.0	1.4	r 0.1	r 1.8	r 0.5	r 0.2	r 0.0
Uganda	746	r 4.3
Western Hemisphere	205	357.6	102.6	116.3	124.5	126.3	97.6	735.9	186.4	197.8	205.4	185.8	246.0
Anguilla	312	0.2	r 0.0	r 0.0	r 0.0	r 0.1	r 0.0	0.0	r 0.0	r 0.0
Antigua and Barbuda	311	3.9	r 1.5	r 1.0	r 1.4	r 0.7	r 0.6	0.3	r 0.1	r 0.2	r 0.0	r 0.1	r 0.1
Argentina	213	r 0.0	2.0	r 0.5	r 0.6	r 0.3	r 0.5	r 0.6
Aruba	314	0.0	r 0.0	r 0.0	0.1	r 0.0	r 0.0	r 0.1	r 0.1	r 0.1
Bahamas, The	313	0.4	r 0.1	r 0.1	r 0.0	r 0.0	r 0.1	0.1
Barbados	316	16.6	r 4.4	r 2.5	r 4.4	r 4.8	r 2.5	23.2	r 5.2	r 5.6	r 7.0	r 6.2	r 7.4
Belize	339	0.9	r 0.2	r 0.2	r 0.3	r 0.2	r 2.0	1.3	r 0.4	r 0.3	r 0.3	r 0.4	r 0.2
Bermuda	319	0.6	r 0.2	r 0.1	r 0.3	r 0.1	0.0	r 0.0	r 0.0	r 0.0
Bolivia	218	0.2	r 0.0
Brazil	223	6.4	r 2.2	r 3.4	r 0.1	r 0.5	r 0.1	24.5	r 4.8	r 5.5	r 6.9	r 8.7	r 7.6
Chile	228	0.0	r 0.0	4.2	r 1.1	r 0.6	r 1.0	r 0.8	r 1.4
Colombia	233	1.0	r 0.1	r 0.1	r 0.2	r 0.1	r 0.6	17.1	r 3.6	r 3.4	r 3.3	r 4.1	r 5.2
Costa Rica	238	0.1	r 0.0	r 0.0	r 0.1	r 0.1	15.1	r 3.0	r 3.2	r 3.0	r 5.4	r 3.1
Curacao	354	1.3	2.8
Dominica	321	1.8	r 0.5	r 0.5	r 0.5	r 0.4	r 0.6	0.6	r 0.0	r 0.0	r 0.0	r 0.0	r 1.4
Dominican Republic	243	5.9	r 2.5	r 2.9	r 2.8	r 3.5	r 3.0	10.1	r 1.7	r 1.9	r 3.0	r 3.0	r 2.5
Ecuador	248	0.0	r 0.4	0.3	r 0.0	r 0.0	r 0.1	r 0.1	r 0.0
El Salvador	253	3.0	r 0.4	r 0.6	r 0.6	r 0.3	r 0.6
Grenada	328	7.3	r 1.4	r 0.8	r 1.7	r 0.7	r 0.7	0.5	r 0.1	r 0.8	r 0.8	r 0.2	r 0.1
Guatemala	258	0.0	r 0.0	r 0.1	r 0.4	r 0.2	3.6	r 1.1	r 0.8	r 1.1	r 2.5	r 1.6
Haiti	263	8.8	r 2.8	r 0.0	r 0.7	r 0.4	r 0.1
Honduras	268	0.3	r 0.0	r 1.0	r 0.1	0.8	r 0.1	r 0.1	r 0.2	r 0.3	r 0.1

Guyana (336)

In Millions of U.S. Dollars

		Exports (FOB)						Imports (CIF)					
		2016	2017Q1	2017Q2	2017Q3	2017Q4	2018Q1	2016	2017Q1	2017Q2	2017Q3	2017Q4	2018Q1
Jamaica	343	43.6	r 21.6	r 26.1	r 15.4	r 21.2	r 12.0	14.0	r 2.7	r 2.1	r 1.6	r 2.4	r 2.1
Mexico	273	8.0	r 1.4	r 3.8	r 16.2	r 15.5	r 9.6	21.4	r 4.3	r 6.3	r 4.9	r 5.3	r 4.3
Montserrat	351	0.1	r 0.0	r 0.0	r 0.0
Netherlands Antilles	353	r 0.3	r 0.3	r 0.1	r 0.3	r 0.4	r 0.2	r 0.2	r 0.2	r 0.3	r 0.3
Nicaragua	278	6.9	r 4.5	r 3.9	0.4	r 0.0
Panama	283	49.4	r 44.0	r 26.9	r 43.7	r 42.9	r 45.3	13.4	r 4.6	r 5.6	r 6.1	r 6.6	r 4.7
Peru	293	r 0.0	r 0.1	r 0.0	1.8	r 0.6	r 0.7	r 0.8	r 0.7	r 0.7
St. Kitts and Nevis	361	1.4	r 0.5	r 0.4	r 0.6	r 0.3	r 0.3	0.4	r 0.1	r 0.1
St. Lucia	362	7.9	r 2.1	r 1.6	r 2.3	r 1.3	r 0.7	4.2	r 1.1	r 1.5	r 1.0	r 2.3	r 1.6
St. Vincent & Grens.	364	5.1	r 2.9	r 2.2	r 0.8	r 0.8	r 3.8	0.1	r 0.0	r 0.1	r 0.1	r 0.1	r 0.1
Suriname	366	11.6	r 2.1	r 3.5	r 3.8	r 2.2	r 3.1	89.2	r 28.2	r 21.2	r 34.7	r 23.4	r 45.2
Trinidad and Tobago	369	164.9	r 11.0	r 26.4	r 17.7	r 27.6	r 10.8	472.7	r 121.9	r 133.0	r 123.5	r 105.8	r 154.2
Uruguay	298	0.0	r 0.0	r 0.0	r 0.0	2.0	r 0.4	r 0.6	r 1.1	r 1.3	r 0.5
Venezuela, Rep. Bol.	299	2.2	r 3.3	r 5.5	r 7.2	r 0.7	r 0.5	5.5	r 0.1	r 2.5	r 3.4	r 2.8	r 0.1
Western Hem. n.s.	399	1.0	r 0.2	r 0.2	r 0.5	r 0.5	r 0.3	1.2	r 0.1	r 0.2	r 0.0	r 2.3	r 0.2
Other Countries n.i.e	910	0.1	0.0	0.0	0.1	8.8	0.0	14.1	1.4	0.8	1.4	0.3	0.2
Cuba	928	0.0	r 0.0	r 0.0	r 0.1	r 8.8	r 0.0	8.6	r 1.3	r 0.5	r 1.4	r 0.3	r 0.2
Korea, Dem. People's Rep.	954	0.1	5.6	r 0.1	r 0.3	r 0.0
Special Categories	899	r 0.3
Memorandum Items													
Africa	605	12.1	0.0	0.0	9.5	0.2	0.2	2.8	0.2	7.6	0.9	0.7	4.0
Middle East	405	9.5	3.0	5.0	20.0	28.0	17.2	4.4	1.1	0.6	3.7	1.0	2.7
European Union	998	210.0	55.1	127.9	64.3	55.2	61.0	108.0	29.9	44.0	28.1	31.4	33.0
Export earnings: fuel	080	177.8	17.4	37.4	45.0	56.4	28.8	502.4	126.6	139.9	134.1	113.7	165.0
Export earnings: nonfuel	092	1,272.7	367.2	426.1	376.1	320.7	313.2	1,134.1	293.6	306.9	316.9	329.8	354.1

Haiti (263)

In Millions of U.S. Dollars

		Exports (FOB)						Imports (CIF)					
		2016	2017Q1	2017Q2	2017Q3	2017Q4	2018Q1	2016	2017Q1	2017Q2	2017Q3	2017Q4	2018Q1
IFS World	
World	001	1,047.7	247.0	278.2	273.7	273.2	257.5	2,144.4	554.1	679.7	709.4	750.9	616.4
Advanced Economies	110	936.3	222.1	254.1	248.7	246.9	223.7	724.6	197.3	222.4	229.3	244.0	232.5
Euro Area	163	35.4	9.0	12.2	13.1	6.3	12.6	147.9	33.5	45.6	36.1	52.2	53.5
Austria	122	e 0.0	e 0.0	e 0.0	e 0.1	e 0.0	e 0.1	0.2	r 0.0	r 0.0	r 0.0	r 0.1	r 0.0
Belgium	124	e 8.5	e 2.0	e 5.8	e 2.3	e 1.1	e 1.1	14.1	r 2.4	r 3.9	r 3.7	r 5.2	r 3.4
Cyprus	423	e 0.0	e 0.0	e 0.1	e 0.0	e 0.0
France	132	e 11.6	e 4.6	e 4.0	e 7.1	e 2.9	e 6.5	42.8	r 9.3	r 12.7	r 11.3	r 19.0	r 13.3
Germany	134	e 1.4	e 0.3	e 0.2	e 0.9	e 0.3	e 0.3	18.0	r 3.8	r 7.8	r 4.5	r 5.0	r 8.8
Ireland	178	e 0.0	e 0.0	e 0.0	e 0.0	e 0.0	e 0.0	3.4	r 1.2	r 0.6	r 0.5	r 0.4	r 1.0
Italy	136	e 2.3	e 0.2	e 0.1	e 0.4	e 0.3	e 0.3	10.4	r 2.0	r 6.3	r 1.9	r 3.0	r 2.5
Lithuania	946	e 0.0	e 0.0	e 0.0	e 0.0	e 0.0	e 0.0	e 0.3	e 0.0	e 0.1	e 0.1	e 0.0	e 0.1
Luxembourg	137	e 0.0	e 0.0	e 0.0	0.7	r 0.1	r 0.2	r 0.7	r 0.1	r 0.0
Netherlands	138	e 4.5	e 0.7	e 0.8	e 0.4	e 0.7	e 0.9	33.2	r 9.0	r 9.9	r 9.0	r 14.1	r 19.5
Portugal	182	e 0.0	e 0.0	e 0.0	e 0.0	e 0.0	e 0.0	2.9	r 1.2	r 0.8	r 0.1	r 0.2	r 0.3
Spain	184	e 6.9	e 1.1	e 1.2	e 1.9	e 0.9	e 3.5	21.7	r 4.4	r 3.2	r 4.3	r 5.1	r 4.4
Australia	193	e 1.8	e 0.7	e 0.4	e 0.5	e 0.5	e 0.6	0.5	r 0.0	r 0.0	r 0.0	r 0.0	r 0.0
Canada	156	e 28.8	e 6.2	e 8.2	e 6.6	e 11.5	e 6.6	56.5	r 13.5	r 12.9	r 22.9	r 18.9	r 7.8
China,P.R.: Hong Kong	532	e 2.6	e 0.3	e 0.4	e 0.4	e 0.3	e 1.0	14.0	r 4.6	r 6.8	r 9.1	r 5.7	r 4.1
Denmark	128	e 0.0	e 0.0	e 0.1	e 0.0	e 0.0	e 0.0	2.8	r 0.6	r 0.4	r 0.4	r 0.3	r 0.4
Iceland	176	e 0.1	e 0.0	e 0.0	e 0.0	e 0.0	e 0.0
Israel	436	e 0.0	0.2	r 0.1	r 0.2	r 0.7	r 0.1	r 0.3
Japan	158	e 3.9	e 0.8	e 0.7	e 1.0	e 0.3	e 1.0	33.9	r 11.5	r 9.2	r 9.1	r 16.5	r 21.6
Korea, Republic of	542	e 2.1	e 0.5	e 0.4	e 0.3	e 0.4	e 1.1	1.8	r 0.6	r 0.6	r 0.7	r 0.6	r 0.8
New Zealand	196	e 0.6	e 0.1	e 0.2	e 0.1	e 0.1	e 0.1	0.1	r 0.1	r 0.3
Norway	142	e 0.1	e 0.0	e 0.0	e 0.0	e 0.0	e 0.0	2.6	r 1.1	r 0.9	r 0.4	r 0.8	r 0.8
Singapore	576	e 0.5	e 0.1	e 0.1	e 0.2	e 0.2	e 0.3	4.0	r 0.3	r 0.5	r 1.3	r 0.4	r 0.9
Sweden	144	e 0.1	e 0.0	e 0.1	e 0.0	e 0.0	e 0.0	1.1	r 0.0	r 0.1	r 0.1	r 0.1	r 0.0
Switzerland	146	e 3.8	e 0.8	e 2.0	e 1.9	e 0.7	e 0.7	4.1	r 1.0	r 2.3	r 0.8	r 1.0	r 0.6
Taiwan Prov.of China	528	e 2.2	e 1.1	e 1.1	e 1.1	e 1.2	e 1.2	14.3	r 3.2	r 3.8	r 3.9	r 4.0	r 3.6
United Kingdom	112	e 6.5	e 1.3	e 3.8	e 1.6	e 2.7	e 3.1
United States	111	e 847.8	e 201.1	e 224.5	e 221.7	e 222.8	e 195.2	440.9	r 127.1	r 139.1	r 143.7	r 143.2	r 138.0
Emerg. & Dev. Economies	200	111.1	24.9	24.0	25.0	26.1	33.7	1,396.4	350.5	449.8	472.4	498.8	376.8
Emerg. & Dev. Asia	505	14.2	4.2	4.8	5.7	6.5	8.5	661.9	142.9	207.4	212.3	233.2	161.5
China,P.R.: Mainland	924	e 6.0	e 1.6	e 2.2	e 1.5	e 1.8	e 2.8	429.8	r 91.9	r 145.5	r 134.6	r 130.8	r 105.5
India	534	e 3.4	e 0.8	e 1.3	e 1.9	e 2.0	e 2.5	21.6	r 6.4	r 6.9	r 8.9	r 8.1	r 6.9
Indonesia	536	e 0.2	e 0.1	e 0.0	e 0.0	e 0.0	e 0.0	179.4	r 37.8	r 43.6	r 55.4	r 79.2	r 35.4
Malaysia	548	e 0.1	e 0.1	e 0.1	e 0.1	e 0.1	e 0.1	11.0	r 3.6	r 7.6	r 9.0	r 9.3	r 8.2
Nepal	558	e 0.1	e 0.0	e 0.0	e 0.0	e 0.0	e 0.0	e 0.0	e 0.0	e 0.0	e 0.0	e 0.0	e 0.0
Philippines	566	e 0.1	e 0.0	e 0.0	e 0.3	e 0.0	e 0.0	3.4	r 0.9	r 0.9	r 0.9	r 1.0	r 0.9
Samoa	862	0.2	r 0.0	r 0.1	r 0.1	r 0.1	r 0.1
Solomon Islands	813	0.1	r 0.0	r 0.0	r 0.0	r 0.0	r 0.0
Sri Lanka	524	e 0.0	e 0.0	e 0.2	e 0.0	e 0.2	e 0.7	e 0.4	e 0.2
Thailand	578	e 2.7	e 1.1	e 0.8	e 1.3	e 2.0	e 2.6	16.1	r 2.3	r 2.7	r 2.7	r 4.2	r 4.3
Vietnam	582	e 1.5	e 0.4	e 0.5	e 0.5	e 0.6	e 0.5	0.1	r 0.0	r 0.0	r 0.0	r 0.0	r 0.0
Europe	170	0.7	0.1	0.3	0.2	0.2	0.2	23.3	20.1	17.2	27.2	17.5	17.3
Emerg. & Dev. Europe	903	0.5	0.1	0.2	0.1	0.1	0.1	20.7	19.4	15.9	26.6	16.9	11.5
Bulgaria	918	0.3	r 0.0	r 0.0	r 0.0	r 0.1
Croatia	960	e 0.0	e 0.0	e 0.0	e 0.0	e 0.0	e 0.0	e 0.1	e 0.0	e 0.0	e 0.0	e 0.0
Poland	964	e 0.1	e 0.0	e 0.1	e 0.0	e 0.0	e 0.0	4.3	r 5.4	r 0.5	r 7.6	r 1.8	r 1.3
Serbia, Republic of	942	e 0.1	e 0.0	e 0.0	e 0.0	e 0.0	e 0.0	e 0.0	e 0.0	e 0.0
Turkey	186	e 0.2	e 0.1	e 0.2	e 0.0	e 0.0	e 0.0	16.0	r 14.0	r 15.5	r 18.9	r 15.1	r 10.1
CIS	901	0.2	0.0	0.1	0.1	0.1	0.1	2.6	0.6	1.2	0.7	0.6	5.8
Russian Federation	922	e 0.2	e 0.0	e 0.1	e 0.0	e 0.1	e 0.1	0.0	r 0.0
Ukraine	926	e 0.0	e 0.0	e 0.0	e 0.0	2.6	r 0.6	r 1.2	r 0.7	r 0.6	r 5.8
Mid East, N Africa, Pak	440	8.9	1.2	1.0	0.9	0.9	5.7	7.0	2.3	3.0	1.6	3.6	1.4
Algeria	612	e 6.6	e 0.5	e 0.5	e 0.0	e 0.0	e 0.0
Bahrain, Kingdom of	419	e 0.2	e 0.1	e 0.0	e 0.0	e 0.0	e 0.0
Egypt	469	0.1	r 0.0	r 0.0	r 0.0	r 0.0	r 0.0
Kuwait	443	e 0.5	e 0.1	e 0.1	e 0.1	e 0.1	e 0.1	0.0	r 0.0	r 0.0	r 0.0	r 0.0	r 0.0

Haiti (263)

In Millions of U.S. Dollars

		Exports (FOB)						Imports (CIF)					
		2016	2017Q1	2017Q2	2017Q3	2017Q4	2018Q1	2016	2017Q1	2017Q2	2017Q3	2017Q4	2018Q1
Morocco	686	e 0.0	e 0.0	e 0.0	e 0.0	5.7	r 2.0	r 1.1	r 1.1	r 2.5	r 0.2
Pakistan	564	e 0.0	e 0.0	e 0.0	e 0.0	e 0.0	e 4.9	0.0	r 0.0	r 0.0	r 0.0	r 0.0	r 0.0
Qatar	453	e 0.0	e 0.1	e 0.1	e 0.0	e 0.2	e 0.1
Saudi Arabia	456	e 0.7	e 0.2	e 0.1	e 0.1	e 0.1	e 0.1	0.1	r 0.0	r 1.5	r 0.1	r 0.7	r 0.9
United Arab Emirates	466	e 0.8	e 0.4	e 0.3	e 0.7	e 0.6	e 0.5	0.9	r 0.2	r 0.3	r 0.3	r 0.3	r 0.3
Sub-Saharan Africa	603	1.3	0.4	0.4	0.5	0.5	0.4	2.4	0.3	0.5	0.7	0.6	0.8
Cameroon	622	e 0.2	e 0.2	e 0.2	e 0.2	e 0.2
Central African Rep.	626	e 0.5	e 0.1	e 0.1	e 0.1	e 0.2	e 0.1
Côte d'Ivoire	662	e 0.0	e 0.0	e 0.0	e 0.0	e 0.0	e 0.0	0.2	r 0.1	r 0.1	r 0.1	r 0.1	r 0.1
Madagascar	674	e 0.2	e 0.1	e 0.1	e 0.1	e 0.1	e 0.1
Malawi	676	e 0.0	e 0.0	e 0.0	e 0.0	e 0.0	e 0.0	e 0.1	e 0.0	e 0.0	e 0.0	e 0.0	e 0.0
Mozambique	688	e 0.2
Namibia	728	e 0.5	e 0.0	e 0.0	e 0.0	e 0.0	e 0.0
Niger	692	e 0.0	e 0.0	e 0.0	e 0.0	e 0.0	e 0.0	e 0.1	e 0.0	e 0.1	e 0.0	e 0.0	e 0.0
Senegal	722	e 0.2	r 0.1
South Africa	199	e 0.0	e 0.0	e 0.0	e 0.0	e 0.0	e 0.0	1.4	r 0.2	r 0.3	r 0.4	r 0.4	r 0.2
Togo	742	e 0.0	e 0.0	e 0.3
Western Hemisphere	205	86.0	18.9	17.4	17.7	18.0	18.9	701.8	184.9	221.8	230.5	243.9	195.9
Argentina	213	e 0.1	e 0.0	e 0.1	e 0.0	e 0.0	e 0.0	24.0	r 6.8	r 8.3	r 7.5	r 8.2	r 6.6
Bahamas, The	313	e 0.2	e 0.0	e 0.1	e 0.1	e 0.0	e 0.1	0.1	r 0.0	r 0.0	r 0.0	r 0.0	r 0.0
Barbados	316	e 0.1	e 0.0	e 0.0	e 0.0	e 0.0	e 0.0	0.3	r 0.2	r 0.1	r 0.1	r 0.2	r 0.3
Belize	339	e 0.0	0.2	r 0.2	r 0.3	r 0.0	r 0.0	r 0.1
Brazil	223	e 0.5	e 0.2	e 0.2	e 0.4	e 0.3	e 0.4	39.8	r 9.0	r 12.6	r 17.1	r 29.4	r 7.6
Chile	228	e 0.9	e 0.1	e 0.1	e 0.6	e 0.4	e 0.3	3.2	r 0.7	r 0.6	r 1.0	r 0.8	r 0.6
Colombia	233	e 0.2	e 0.1	e 0.0	e 0.1	e 0.2	e 0.0	61.4	r 16.6	r 17.3	r 20.7	r 18.9	r 16.6
Costa Rica	238	e 0.2	e 0.0	e 0.1	e 0.1	e 0.1	e 0.1	9.5	r 1.9	r 2.7	r 3.5	r 3.0	r 3.1
Dominican Republic	243	e 51.3	e 10.2	e 10.0	e 10.1	e 11.9	e 11.2	18.3	r 5.0	r 5.9	r 6.1	r 6.3	r 5.5
Ecuador	248	e 0.0	e 0.0	e 0.1	0.4	r 0.2	r 0.3	r 0.2	r 0.3	r 0.1
El Salvador	253	e 0.0	e 0.0	e 0.0	e 0.0	e 0.0	e 0.1	0.7	r 0.2	r 0.2	r 0.2	r 0.2	r 0.5
Grenada	328	e 0.0	e 0.0	e 0.0	e 0.0	e 0.0	e 0.0	e 0.1	e 0.0	e 0.0	e 0.0	e 0.0	e 0.0
Guatemala	258	e 0.7	e 0.3	e 0.1	e 0.0	e 0.2	e 0.5	21.7	r 4.2	r 2.8	r 5.0	r 1.7	r 3.0
Guyana	336	e 0.1	2.6	r 0.7	r 3.5	r 0.7	r 1.4	r 1.0
Honduras	268	e 1.0	e 0.5	e 0.4	e 2.1	e 0.6	e 0.6	3.4	r 1.4	r 0.9	r 0.6	r 1.6	r 1.1
Jamaica	343	e 0.5	e 1.4	e 0.0	e 0.0	e 0.0	e 0.0	5.3	r 1.4	r 1.7	r 1.8	r 1.8	r 1.6
Mexico	273	e 29.5	e 5.9	e 6.1	e 4.1	e 4.1	e 5.2	37.3	r 9.7	r 13.5	r 10.8	r 12.4	r 10.9
Netherlands Antilles	353	e 0.0	e 0.0	e 0.0	e 0.0	e 0.0	e 0.0	343.3	r 92.8	r 110.3	r 114.3	r 118.0	r 103.8
Nicaragua	278	4.3	r 1.1	r 1.1	r 1.1	r 1.1	r 1.1
Panama	283	e 0.0	e 0.0	23.5	r 5.9	r 5.8	r 5.8	r 5.8	r 5.8
Peru	293	e 0.6	e 0.0	e 0.0	e 0.0	e 0.0	e 0.0	39.5	r 10.0	r 13.7	r 13.0	r 11.0	r 7.6
Suriname	366	e 0.0	e 0.1	e 0.0	e 0.1	e 0.1	e 0.1	0.0	r 0.0	r 0.0	r 0.0	r 0.0	r 0.0
Trinidad and Tobago	369	e 0.1	e 0.0	e 0.0	e 0.0	e 0.0	e 0.0	16.9	r 4.6	r 5.4	r 5.6	r 5.8	r 5.1
Uruguay	298	e 0.0	e 0.0	e 0.0	e 0.0	e 0.0	e 0.1	0.0	r 0.0	r 0.0	r 0.0	r 0.0	r 0.0
Venezuela, Rep. Bol.	299	45.8	r 12.4	r 14.7	r 15.2	r 15.7	r 13.9
Other Countries n.i.e	910	0.4	0.1	0.1	0.1	0.1	0.1	23.3	6.3	7.5	7.7	8.0	7.0
Cuba	928	e 0.4	e 0.1	e 0.1	e 0.1	e 0.1	e 0.1	23.3	r 6.3	r 7.5	r 7.7	r 8.0	r 7.0
Memorandum Items													
Africa	605	8.0	0.9	0.9	0.5	0.5	0.5	8.1	2.3	1.7	1.8	3.1	1.0
Middle East	405	2.3	0.7	0.5	0.9	0.9	0.7	1.2	0.3	1.8	0.5	1.1	1.2
European Union	998	42.1	10.3	16.2	14.8	9.0	15.8	156.6	39.5	46.5	44.2	54.4	55.3
Export earnings: fuel	080	9.4	1.3	1.1	1.1	1.1	0.9	125.7	34.0	39.6	42.2	41.8	36.8
Export earnings: nonfuel	092	1,038.4	245.7	277.0	272.7	272.0	256.6	2,018.7	520.1	640.1	667.2	709.1	579.6

Honduras (268)

In Millions of U.S. Dollars

		Exports (FOB)						Imports (CIF)					
		2016	2017Q1	2017Q2	2017Q3	2017Q4	2018Q1	2016	2017Q1	2017Q2	2017Q3	2017Q4	2018Q1
IFS World		3,887.3	1,246.8	1,304.7	1,049.3	963.4	1,272.4	8,912.8	2,255.5	2,410.1	2,513.1	2,505.8	2,398.5
World	001	3,857.3	1,244.4	1,301.1	1,047.2	956.5	1,262.5	8,898.2	2,243.0	2,397.0	2,498.0	2,496.8	2,397.2
Advanced Economies	110	2,540.7	922.7	953.0	713.4	662.1	908.9	4,173.4	1,119.3	1,219.8	1,227.8	1,271.6	1,206.5
Euro Area	163	839.4	378.4	432.0	301.0	246.5	373.7	527.4	109.9	161.9	117.4	131.2	138.0
Austria	122	0.1	r 0.1	r 0.0	r 0.0	r 0.1	r 0.0	14.2	r 2.7	r 1.7	r 4.2	r 1.1	r 1.3
Belgium	124	93.5	r 88.0	r 142.2	r 97.7	r 22.3	r 119.6	32.3	r 9.6	r 10.0	r 10.8	r 17.7	r 10.8
Cyprus	423	0.0	r 0.0	r 0.0	r 0.0	r 0.0	r 0.0	0.6	r 0.0	r 0.2	r 0.0	r 0.0	r 0.0
Estonia	939	r 0.1	r 0.0	r 0.0	r 0.1	2.9	r 0.0	r 0.3	r 0.6	r 0.1	r 0.0
Finland	172	13.8	r 8.8	r 6.1	r 2.4	r 1.7	r 7.0	11.3	r 3.6	r 18.7	r 1.1	r 0.4	r 5.6
France	132	53.0	r 14.5	r 19.4	r 12.7	r 11.3	r 20.4	49.2	r 4.9	r 3.6	r 4.8	r 8.6	r 7.0
Germany	134	314.6	r 152.4	r 147.5	r 63.8	r 41.8	r 136.5	170.5	r 35.5	r 34.1	r 40.7	r 37.4	r 39.8
Greece	174	2.7	r 0.1	r 0.6	r 0.4	r 0.3	r 0.2	2.2	r 0.4	r 0.2	r 0.1	r 0.3	r 0.5
Ireland	178	4.3	r 1.6	r 1.5	r 0.8	r 1.4	r 1.1	9.4	r 0.4	r 0.2	r 0.4	r 0.2	r 0.3
Italy	136	60.4	r 30.0	r 33.3	r 17.9	r 6.9	r 23.5	77.6	r 12.3	r 16.7	r 12.8	r 11.7	r 20.9
Latvia	941	r 0.1	4.8	r 7.0	r 13.1	r 3.4	r 5.5	r 8.7
Lithuania	946	r 0.0	r 0.0	r 0.0	0.2	r 0.0	r 0.5	r 0.0	r 0.0	r 0.0
Luxembourg	137	0.0	0.3	r 0.1	r 0.1	r 0.2	r 0.5	r 0.1
Malta	181	0.0	r 0.0	r 0.0	0.5	r 0.3	r 0.0	r 0.1	r 0.0
Netherlands	138	251.2	r 71.1	r 66.4	r 87.9	r 101.0	r 52.8	39.9	r 10.8	r 7.8	r 9.7	r 11.4	r 10.5
Portugal	182	5.1	r 2.5	r 2.5	r 2.2	r 2.2	r 0.9	8.4	r 0.9	r 2.6	r 1.1	r 1.1	r 1.9
Slovak Republic	936	0.3	r 0.1	r 0.1	r 0.1	r 0.1	r 0.1	0.8	r 0.0	r 0.0	r 0.0	r 0.0	r 0.1
Slovenia	961	0.4	r 0.0	r 0.5	r 3.0	r 0.2	0.8	r 0.1	r 0.0	r 0.0	r 0.0	r 0.0
Spain	184	39.9	r 9.2	r 12.4	r 14.6	r 54.5	r 11.1	101.5	r 21.0	r 52.0	r 27.3	r 34.9	r 30.3
Australia	193	6.5	r 3.2	r 3.6	r 3.9	r 21.2	r 2.4	2.2	r 0.1	r 0.3	r 0.4	r 1.0	r 0.3
Canada	156	23.2	r 14.2	r 17.4	r 7.0	r 3.7	r 12.1	41.3	r 6.3	r 3.8	r 6.7	r 9.2	r 8.3
China,P.R.: Hong Kong	532	2.9	r 1.8	r 0.6	r 0.3	r 0.9	r 1.8	17.2	r 7.4	r 9.9	r 8.1	r 9.7	r 7.3
Czech Republic	935	1.9	r 1.6	r 0.7	r 0.0	r 0.0	r 0.0	7.3	r 0.2	r 1.2	r 0.8	r 0.6	r 0.7
Denmark	128	4.6	r 1.8	r 1.9	r 0.1	r 0.0	r 1.1	12.8	r 1.7	r 1.9	r 3.6	r 1.7	r 2.5
Israel	436	1.3	r 0.4	r 1.0	r 0.6	r 0.3	r 0.7	35.3	r 14.3	r 5.1	r 8.3	r 3.5	r 14.6
Japan	158	12.2	r 3.6	r 6.4	r 5.8	r 2.8	r 7.4	141.7	r 18.8	r 20.4	r 23.0	r 26.6	r 28.9
Korea, Republic of	542	44.7	r 7.2	r 1.3	r 2.3	r 1.0	r 10.9	90.5	r 27.0	r 18.9	r 36.2	r 25.5	r 20.6
New Zealand	196	0.4	r 0.0	r 0.4	r 0.2	r 0.1	r 0.2	2.3	r 0.0	r 0.6	r 0.1	r 0.2	r 0.6
Norway	142	0.9	r 1.3	r 0.7	r 0.3	r 0.0	r 0.4	2.1	r 0.2	r 0.6	r 0.3	r 0.6	r 0.2
Singapore	576	0.7	r 0.2	r 0.2	r 0.2	r 0.3	r 0.2	4.5	r 0.5	r 1.0	r 0.7	r 0.6	r 0.4
Sweden	144	28.9	r 17.6	r 19.5	r 2.0	r 0.1	r 12.8	19.8	r 2.3	r 1.5	r 3.7	r 8.1	r 3.8
Switzerland	146	3.6	r 1.2	r 1.1	r 0.5	r 1.4	r 9.9	23.9	r 2.0	r 4.7	r 3.7	r 2.1	r 2.2
Taiwan Prov.of China	528	27.4	r 5.4	r 5.0	r 25.3	r 21.3	r 7.2	92.7	r 13.7	r 16.6	r 22.6	r 16.2	r 18.0
United Kingdom	112	80.0	r 34.8	r 29.6	r 20.0	r 16.4	r 31.4	24.0	r 3.7	r 5.0	r 2.0	r 2.2	r 3.7
United States	111	1,462.1	r 449.8	r 431.5	r 344.0	r 346.0	r 436.7	3,128.3	r 911.0	r 966.2	r 990.2	r 1,032.6	r 956.3
Emerg. & Dev. Economies	200	1,307.3	313.4	332.1	326.3	291.1	349.1	4,710.9	1,119.3	1,171.5	1,266.1	1,223.0	1,189.4
Emerg. & Dev. Asia	505	45.6	8.4	16.9	12.2	10.7	22.8	1,455.8	214.9	244.9	295.3	298.5	297.5
Bangladesh	513	2.0	r 0.0	r 1.1	r 1.2	r 1.2	r 0.4	3.7	r 0.3	r 0.5	r 0.3	r 0.6	r 0.7
Cambodia	522	r 0.0	r 0.0	1.7	r 0.0
China,P.R.: Mainland	924	12.1	r 3.4	r 8.8	r 2.0	r 3.1	r 16.9	1,085.0	r 167.3	r 192.5	r 237.6	r 228.4	r 241.0
India	534	13.0	r 1.5	r 4.3	r 4.1	r 2.0	r 3.7	136.7	r 21.8	r 25.4	r 30.9	r 33.2	r 26.3
Indonesia	536	11.7	r 0.9	r 0.7	r 0.1	r 0.2	r 0.0	16.8	r 3.4	r 3.5	r 4.2	r 3.3	r 3.9
Malaysia	548	1.0	r 0.4	r 0.4	r 1.9	r 0.4	r 0.3	35.1	r 1.6	r 2.6	r 1.1	r 6.4	r 3.7
Papua New Guinea	853	0.0	r 0.1
Philippines	566	0.3	r 0.0	r 0.0	r 0.2	r 0.2	r 0.0	5.8	r 0.0	r 0.1	r 0.1	r 0.1	r 0.0
Sri Lanka	524	r 0.5	r 0.5	r 0.0	r 0.3	3.1	r 0.4	r 0.9	r 0.5	r 0.5	r 0.8
Thailand	578	1.3	r 0.9	r 0.8	r 2.0	r 1.3	r 1.2	120.9	r 17.2	r 15.6	r 15.2	r 19.4	r 17.0
Vanuatu	846	0.0	r 2.8	r 3.8	r 5.2	r 4.6
Vietnam	582	4.1	r 0.6	r 0.1	r 0.8	r 2.4	r 0.0	46.9	r 2.0	r 4.1
Europe	170	24.5	10.9	9.9	12.6	2.9	8.6	92.5	9.2	19.1	19.4	9.2	13.5
Emerg. & Dev. Europe	903	13.0	6.0	4.6	1.9	1.2	3.6	32.7	3.0	9.8	9.9	4.5	4.9
Albania	914	r 0.1	r 0.1	r 0.1	0.0	r 0.1
Bulgaria	918	6.6	r 4.5	r 1.9	r 0.0	r 1.1	1.0	r 0.1	r 0.2	r 0.1	r 0.6	r 0.2
Croatia	960	r 0.1	0.2	r 0.0	r 0.0	r 0.0
Hungary	944	0.1	r 0.1	r 0.0	r 0.0	r 0.1	r 0.1	4.4	r 0.0	r 0.4	r 0.1	r 0.0	r 0.0
Poland	964	3.0	r 0.7	r 1.2	r 0.7	r 0.6	r 1.1	13.9	r 1.0	r 1.3	r 1.9	r 1.4	r 2.3

Honduras (268)

In Millions of U.S. Dollars

		Exports (FOB)						Imports (CIF)					
		2016	2017Q1	2017Q2	2017Q3	2017Q4	2018Q1	2016	2017Q1	2017Q2	2017Q3	2017Q4	2018Q1
Romania	968	0.2	r 0.2	r 0.1	r 0.0	r 0.0	r 0.3	0.7	r 0.0	r 0.1	r 0.1	r 0.0	r 0.0
Turkey	186	3.2	r 0.5	r 1.3	r 1.0	r 0.5	r 1.0	12.4	r 1.8	r 7.9	r 7.7	r 2.4	r 2.3
CIS	901	11.5	4.9	5.3	10.7	1.6	5.0	59.8	6.2	9.2	9.5	4.7	8.7
Belarus	913	0.2	r 0.0	r 0.0	r 0.0	r 0.0
Georgia	915	0.1	r 0.4	0.0	r 0.0
Russian Federation	922	10.7	r 4.8	r 4.9	r 4.4	r 1.6	r 4.8	59.4	r 5.9	r 9.0	r 9.3	r 4.2	r 8.6
Ukraine	926	0.7	r 0.0	r 6.4	r 0.0	r 0.1	0.1	r 0.0	r 0.0	r 0.1	r 0.0
Uzbekistan	927	r 0.3	r 0.2	r 0.2	r 0.4
Europe n.s.	884	r 0.0	r 0.1	r 0.0
Mid East, N Africa, Pak	440	3.4	2.3	1.8	1.9	3.5	1.3	10.1	1.9	2.8	0.9	1.6	1.8
Bahrain, Kingdom of	419	0.0	r 0.3
Egypt	469	0.1	r 0.1	r 0.3	r 0.0	0.6	r 0.0	r 0.1	r 0.0
Iran, I.R. of	429	0.1	0.0
Jordan	439	0.1	r 0.0	r 0.1	r 0.0	r 0.0	0.8	r 0.2	r 0.2	r 0.4	r 0.6	r 0.3
Lebanon	446	0.3	r 0.1	r 0.0	r 0.0	r 0.1	r 0.0	0.0	r 0.0	r 0.0	r 0.0	r 0.0
Morocco	686	0.2	r 0.3	r 0.2	r 0.1	r 1.2	r 0.2	1.8	r 0.1	r 0.0	r 0.2
Oman	449	r 0.0	0.1	r 0.1	r 0.3
Pakistan	564	0.6	r 0.3	r 0.5	r 0.2	r 0.3	r 0.1	2.9	r 0.4	r 0.2	r 0.2	r 0.2	r 0.3
Qatar	453	r 0.0	r 0.0	1.0	r 0.1	r 0.1
Saudi Arabia	456	0.0	r 0.3	r 1.3	r 1.7	1.2	r 0.1	r 1.4	r 0.2	r 0.4	r 0.2
Sudan	732	0.0	0.2	r 0.1	r 0.1	r 0.1	r 0.0	r 0.1
Syrian Arab Republic	463	0.1	r 0.1	r 0.0	0.1	r 0.0	r 0.0
Tunisia	744	r 0.1	0.1	r 0.0	r 0.0
United Arab Emirates	466	1.9	r 1.4	r 0.5	r 0.1	r 0.2	r 0.8	1.3	r 0.1	r 0.2	r 0.1	r 0.4	r 0.5
West Bank and Gaza	487	r 0.6	r 0.0
Sub-Saharan Africa	603	8.2	0.8	0.7	1.2	0.8	0.9	7.1	1.2	0.4	1.3	3.5	1.1
Cameroon	622	0.0	r 0.2
Congo, Dem. Rep. of	636	r 0.1	0.0
Côte d'Ivoire	662	5.7	0.0	r 0.0
Equatorial Guinea	642	r 0.3
Gabon	646	0.0	r 0.0	r 0.1	r 0.0
Ghana	652	0.2	r 0.0	r 2.3
Lesotho	666	0.1	r 0.0
Madagascar	674	0.1
Malawi	676	0.6	r 0.1
Mauritius	684	0.0	0.1
Mozambique	688	0.3	r 0.1	r 0.1	r 0.1	r 0.1	r 0.1	r 0.2
Nigeria	694	0.0	r 0.1	r 0.0	0.2
Rwanda	714	0.5
Sierra Leone	724	0.4	r 0.0	r 0.5	r 0.2	0.0
South Africa	199	0.9	r 0.6	r 0.5	r 0.6	r 0.3	r 0.6	3.9	r 1.1	r 0.3	r 0.9	r 0.9	r 1.1
Swaziland	734	r 0.0	0.8	r 0.0	r 0.0	r 0.0	r 0.0
Tanzania	738	0.5	r 0.1	r 0.1	r 0.1	r 0.1	r 0.1	0.1
Uganda	746	0.3	r 0.0
Zimbabwe	698	0.4
Western Hemisphere	205	1,225.6	291.0	302.9	298.4	273.2	315.5	3,145.4	892.1	904.3	949.1	910.1	875.4
Antigua and Barbuda	311	0.9	r 0.1	r 0.3	r 0.2	r 0.2	r 0.1	0.0	r 0.0	r 0.0	r 0.0	r 0.1
Argentina	213	0.6	r 0.0	r 0.1	r 0.3	r 0.1	r 0.1	38.2	r 11.4	r 13.6	r 18.7	r 23.2	r 19.0
Aruba	314	1.4	r 0.2	r 0.3	r 0.2	r 0.3	r 0.3	2.5
Bahamas, The	313	1.4	r 0.5	r 0.5	r 0.7	r 0.5	r 0.6	0.0	r 0.1	r 0.0	r 0.1	r 0.3
Barbados	316	2.1	r 0.5	r 0.4	r 0.3	r 0.2	r 0.2	0.1	r 0.0	r 0.2	r 0.3	r 0.3
Belize	339	11.1	r 3.3	r 3.9	r 3.2	r 2.2	r 2.7	0.3	r 0.2	r 0.0	r 0.0	r 0.1	r 0.0
Bolivia	218	0.3	r 0.1	r 0.0	r 0.0	r 0.0	r 0.0	0.3	r 0.0	r 0.0	r 0.0	r 0.0
Brazil	223	7.9	r 0.7	r 2.1	r 1.7	r 1.6	r 4.4	144.0	r 33.4	r 35.4	r 31.2	r 30.5	r 30.8
Chile	228	2.2	r 0.3	r 0.3	r 0.4	r 0.6	r 0.8	58.6	r 10.9	r 11.8	r 9.7	r 9.7	r 11.3
Colombia	233	16.7	r 2.0	r 3.3	r 3.3	r 2.6	r 4.6	126.2	r 32.2	r 40.1	r 39.8	r 39.9	r 36.3
Costa Rica	238	105.4	r 26.5	r 24.5	r 25.1	r 24.9	r 26.9	330.6	r 95.9	r 103.0	r 107.7	r 100.8	r 100.5
Curacao	354	0.2	r 0.1	r 0.1	r 0.1	r 0.1	r 0.1	1.2	r 0.6	r 0.4	r 0.7	r 0.4	r 0.5
Dominican Republic	243	71.1	r 17.6	r 16.3	r 15.9	r 13.9	r 26.8	28.9	r 3.0	r 8.1	r 9.2	r 5.1	r 4.8
Ecuador	248	16.1	r 5.4	r 7.0	r 6.4	r 3.2	r 6.7	46.7	r 19.3	r 2.9	r 28.6	r 13.5	r 3.9

Honduras (268)

In Millions of U.S. Dollars

		Exports (FOB)						Imports (CIF)					
		2016	2017Q1	2017Q2	2017Q3	2017Q4	2018Q1	2016	2017Q1	2017Q2	2017Q3	2017Q4	2018Q1
El Salvador	253	334.9	r 86.7	r 83.9	r 81.3	r 78.3	r 86.3	471.5	r 133.7	r 139.8	r 144.9	r 131.6	r 138.7
Grenada	328	1.7	r 0.4	r 0.3	r 0.3	r 0.0	r 0.3	r 0.0
Guatemala	258	236.2	r 55.0	r 58.3	r 63.2	r 60.2	r 66.3	845.6	r 266.3	r 256.9	r 249.6	r 238.6	r 218.2
Guyana	336	0.7	r 0.1	r 0.2	r 0.2	r 0.1	r 0.0	0.6	r 0.0	r 0.0	r 0.1	r 0.1	r 0.1
Haiti	263	8.1	r 3.4	r 2.3	r 1.5	r 3.9	r 2.7	1.1	r 0.5	r 0.5	r 2.2	r 0.6	r 0.6
Jamaica	343	9.8	r 1.9	r 5.2	r 0.9	r 0.9	r 0.9	0.7	r 3.7	r 0.1	r 0.7	r 0.5	r 0.4
Mexico	273	112.5	r 21.7	r 18.5	r 22.9	r 9.5	r 12.3	644.2	r 137.2	r 153.8	r 155.6	r 152.8	r 162.0
Netherlands Antilles	353	0.0	r 0.0	r 0.0	r 0.0	r 0.0	1.4	r 0.5	r 0.5	r 1.0	r 0.3	r 0.3
Nicaragua	278	219.2	r 52.2	r 54.0	r 55.9	r 55.7	r 58.7	97.5	r 27.3	r 30.8	r 32.1	r 28.9	r 33.0
Panama	283	38.7	r 9.4	r 13.3	r 11.6	r 10.5	r 10.2	163.4	r 107.2	r 100.1	r 106.7	r 110.7	r 96.2
Paraguay	288	0.2	r 0.0	r 0.0	r 0.0	r 0.0	r 0.0	3.7	r 0.4	r 0.5	r 0.3	r 0.2	r 0.3
Peru	293	2.4	r 0.6	r 2.9	r 0.6	r 1.5	r 1.2	80.2	r 6.8	r 5.2	r 8.2	r 15.4	r 5.8
St. Kitts and Nevis	361	0.1	r 0.0	r 0.0	r 0.0	r 0.0	r 0.0
St. Lucia	362	2.3	r 0.5	r 0.6	r 0.6	r 0.4	r 0.5	0.0	r 0.0	r 0.1	r 0.1
St. Vincent & Grens.	364	0.0	r 0.1	r 0.1	r 0.0
Suriname	366	0.3	r 0.1	r 0.1	r 0.1	r 0.2	r 0.2	0.0	r 0.0	r 0.0	r 0.2	r 0.2
Trinidad and Tobago	369	6.7	r 1.3	r 3.4	r 1.4	r 1.1	r 1.1	2.3	r 1.7	r 0.8	r 2.1	r 1.9	r 1.1
Uruguay	298	0.8	r 0.2	r 0.2	r 0.2	r 0.4	r 0.2	54.1	r 4.6	r 10.2
Venezuela, Rep. Bol.	299	13.6	r 0.2	r 0.1	r 0.1	r 0.1	r 0.1	1.6	r 0.1	r 0.1
Other Countries n.i.e	910	7.6	8.3	16.0	7.5	3.4	4.5	13.5	4.4	5.6	4.2	2.2	1.3
Cuba	928	7.6	r 4.3	r 6.5	r 6.7	r 2.8	r 0.1	8.7	r 4.3	r 5.3	r 4.1	r 2.2	r 1.2
Korea, Dem. People's Rep.	954	0.0	r 4.0	r 9.5	r 0.8	r 0.6	r 4.4	4.8	r 0.1	r 0.2	r 0.1	r 0.0	r 0.1
Countries & Areas n.s.	898	1.6	0.5	r 0.0	r 0.1	r 0.0
Memorandum Items													
Africa	605	8.4	1.1	0.9	1.4	2.0	1.1	9.2	1.5	0.4	1.4	3.6	1.5
Middle East	405	2.5	1.7	1.1	1.6	2.0	0.9	5.2	1.2	2.5	0.7	1.4	1.2
European Union	998	964.6	439.8	487.0	323.7	263.7	421.7	611.6	118.9	173.4	129.6	145.9	151.3
Export earnings: fuel	080	66.1	15.2	19.6	17.0	10.5	18.2	240.3	59.6	54.9	80.1	60.7	50.9
Export earnings: nonfuel	092	3,791.2	1,229.2	1,281.5	1,030.1	946.0	1,244.3	8,657.9	2,183.4	2,342.1	2,417.9	2,436.1	2,346.3

Hungary (944)

In Millions of U.S. Dollars

		Exports (FOB)						Imports (CIF)					
		2016	2017Q1	2017Q2	2017Q3	2017Q4	2018Q1	2016	2017Q1	2017Q2	2017Q3	2017Q4	2018Q1
IFS World		102,978.6	26,923.7	28,225.3	28,596.3	29,815.2	32,152.4	91,400.3	24,430.0	25,201.0	26,399.7	27,657.1	29,317.7
World	001	101,919.3	26,815.0	28,109.2	28,558.0	30,102.5	32,256.2	93,880.2	25,158.0	26,029.4	27,321.9	28,829.4	30,512.9
Advanced Economies	110	77,189.5	19,912.5	20,704.9	21,142.6	22,115.9	23,833.6	70,203.9	18,387.7	19,197.4	19,914.5	20,968.2	22,217.0
Euro Area	163	60,363.2	15,682.0	16,430.3	16,753.4	17,367.1	18,940.6	56,066.2	14,432.2	15,379.3	16,058.6	16,731.7	17,615.1
Austria	122	5,053.8	r 1,281.0	r 1,436.7	r 1,506.9	r 1,450.0	r 1,590.2	6,042.8	r 1,510.9	r 1,601.7	r 1,753.4	r 1,927.6	r 1,887.6
Belgium	124	1,884.2	r 499.2	r 550.2	r 522.6	r 564.9	r 638.3	2,152.0	r 524.7	r 603.1	r 585.4	r 608.8	r 680.2
Cyprus	423	40.3	r 10.9	r 16.3	r 13.7	r 15.1	r 10.7	54.0	r 9.5	r 12.5	r 11.6	r 12.0	r 22.7
Estonia	939	342.1	r 31.2	r 70.8	r 31.7	r 33.5	r 34.9	47.9	r 9.4	r 12.5	r 11.6	r 12.6	r 13.2
Finland	172	332.1	r 83.3	r 96.0	r 90.8	r 102.7	r 115.2	276.1	r 71.5	r 79.6	r 84.5	r 86.5	r 93.7
France	132	4,945.3	r 1,215.5	r 1,231.2	r 1,196.7	r 1,353.3	r 1,424.6	4,011.4	r 1,036.3	r 1,053.1	r 1,074.5	r 1,138.5	r 1,222.1
Germany	134	28,652.5	r 7,408.8	r 7,655.9	r 8,180.5	r 8,229.4	r 9,126.9	25,220.6	r 6,639.5	r 6,926.6	r 7,260.4	r 7,253.0	r 8,090.3
Greece	174	410.8	r 108.1	r 116.7	r 110.2	r 105.7	r 141.0	107.0	r 29.2	r 36.1	r 29.9	r 34.1	r 37.3
Ireland	178	198.6	r 41.9	r 45.5	r 43.5	r 50.3	r 55.1	557.1	r 127.6	r 140.0	r 124.8	r 155.2	r 152.2
Italy	136	4,910.4	r 1,427.3	r 1,496.9	r 1,427.8	r 1,462.0	r 1,654.6	4,460.9	r 1,116.7	r 1,297.2	r 1,262.6	r 1,365.5	r 1,474.7
Latvia	941	163.9	r 42.8	r 50.0	r 53.3	r 54.4	r 59.6	59.8	r 10.5	r 12.2	r 11.1	r 14.1	r 38.3
Lithuania	946	241.8	r 63.0	r 82.8	r 71.0	r 60.7	r 78.5	142.1	r 36.9	r 43.3	r 60.1	r 50.4	r 53.0
Luxembourg	137	112.1	r 19.7	r 20.4	r 19.7	r 26.8	r 22.5	90.8	r 38.0	r 28.3	r 43.9	r 66.9	r 30.9
Malta	181	15.9	r 4.6	r 5.5	r 4.5	r 5.0	r 9.6	15.1	r 2.4	r 3.6	r 4.8	r 5.4	r 5.4
Netherlands	138	3,317.9	r 902.7	r 1,013.6	r 944.6	r 1,095.6	r 1,041.2	4,642.8	r 1,198.8	r 1,325.5	r 1,317.0	r 1,492.7	r 1,449.2
Portugal	182	370.5	r 108.4	r 114.3	r 120.2	r 124.2	r 156.8	228.9	r 54.1	r 60.4	r 55.3	r 61.3	r 70.2
Slovak Republic	936	5,118.5	r 1,292.6	r 1,341.2	r 1,358.0	r 1,476.1	r 1,503.0	4,997.7	r 1,279.2	r 1,353.3	r 1,524.4	r 1,565.7	r 1,393.5
Slovenia	961	1,068.9	r 293.2	r 313.8	r 315.6	r 347.6	r 357.0	1,356.6	r 312.3	r 365.0	r 395.4	r 400.2	r 403.1
Spain	184	3,183.7	r 847.9	r 772.6	r 742.1	r 809.9	r 921.0	1,602.5	r 424.9	r 425.4	r 448.1	r 481.2	r 497.4
Australia	193	310.0	r 83.4	r 61.5	r 59.0	r 64.5	r 80.5	31.6	r 14.8	r 5.6	r 19.5	r 20.2	r 15.8
Canada	156	160.9	r 46.3	r 40.0	r 82.1	r 49.8	r 58.9	89.7	r 27.8	r 18.5	r 21.1	r 20.8	r 24.1
China,P.R.: Hong Kong	532	294.9	r 59.6	r 78.9	r 61.9	r 85.2	r 81.9	41.5	r 15.0	r 7.5	r 8.8	r 9.2	r 12.5
China,P.R.: Macao	546	0.6	r 0.1	r 0.4	r 0.3	r 0.7	r 0.4	4.0	r 0.7	r 0.6	r 1.5	r 0.4	r 0.4
Czech Republic	935	4,323.9	r 1,106.9	r 1,196.8	r 1,277.2	r 1,375.5	r 1,425.7	4,549.1	r 1,175.1	r 1,269.6	r 1,265.1	r 1,474.5	r 1,688.2
Denmark	128	722.5	r 219.4	r 220.2	r 224.5	r 269.0	r 237.6	631.1	r 164.5	r 155.6	r 181.6	r 179.7	r 209.3
Iceland	176	12.5	r 4.6	r 1.6	r 2.8	r 1.9	r 2.6	42.0	r 9.2	r 11.0	r 12.9	r 10.0	r 12.0
Israel	436	344.4	r 77.3	r 82.7	r 88.2	r 83.9	r 76.3	153.4	r 59.0	r 40.5	r 35.7	r 55.9	r 73.0
Japan	158	556.3	r 119.8	r 138.0	r 141.1	r 154.1	r 150.9	1,436.9	r 361.0	r 358.6	r 381.0	r 362.1	r 398.5
Korea, Republic of	542	409.0	r 102.3	r 106.2	r 92.6	r 98.0	r 95.4	1,056.8	r 409.9	r 292.5	r 334.9	r 444.5	r 461.3
New Zealand	196	43.3	r 14.9	r 14.6	r 18.8	r 9.2	r 12.6	3.5	r 1.1	r 1.0	r 3.6	r 0.9	r 0.8
Norway	142	180.2	r 41.8	r 42.7	r 39.2	r 43.2	r 42.5	34.6	r 4.8	r 12.4	r 6.5	r 5.7	r 11.8
San Marino	135	0.0	r 0.0	r 0.1	r 0.1	r 0.0	r 0.0	0.5	r 0.2	r 0.2	r 0.1	r 0.2	r 0.1
Singapore	576	175.1	r 42.0	r 40.5	r 44.7	r 44.5	r 48.7	247.0	r 78.8	r 59.9	r 49.2	r 64.2	r 69.8
Sweden	144	1,264.9	r 363.3	r 376.1	r 382.9	r 448.4	r 485.7	901.5	r 206.1	r 218.4	r 202.8	r 230.6	r 254.3
Switzerland	146	883.4	r 217.3	r 237.5	r 224.2	r 231.8	r 258.0	549.4	r 153.3	r 138.4	r 175.5	r 157.6	r 165.0
Taiwan Prov.of China	528	140.1	r 34.3	r 43.8	r 57.0	r 55.6	r 62.8	753.5	r 239.0	r 196.5	r 221.8	r 214.3	r 201.4
United Kingdom	112	4,043.4	r 980.9	r 962.0	r 967.7	r 1,056.0	r 1,060.5	1,840.4	r 550.1	r 527.3	r 512.1	r 523.7	r 565.7
United States	111	2,960.6	r 716.2	r 631.0	r 624.9	r 677.6	r 712.0	1,771.4	r 485.1	r 504.0	r 422.4	r 461.8	r 437.9
Emerg. & Dev. Economies	200	24,727.9	6,902.0	7,403.1	7,413.2	7,985.9	8,284.4	23,653.0	6,765.3	6,827.4	7,405.0	7,859.1	8,292.9
Emerg. & Dev. Asia	505	2,150.1	587.4	632.7	622.6	634.6	637.8	7,678.9	2,059.0	2,065.3	2,177.3	2,323.1	2,461.2
American Samoa	859	0.0	r 0.0	r 0.0	r 0.2	0.0	r 0.0	r 0.0	r 0.0	r 0.0
Bangladesh	513	8.7	r 1.8	r 1.0	r 1.5	r 1.9	r 1.9	4.3	r 1.3	r 1.4	r 1.5	r 1.8	r 1.7
Brunei Darussalam	516	6.5	r 1.1	r 0.8	r 1.1	r 0.8	r 1.1	0.0	r 0.0
Cambodia	522	0.4	r 0.5	r 0.3	r 0.2	r 0.1	r 0.2	0.7	r 0.5	r 0.1	r 0.4	r 0.4	r 0.5
China,P.R.: Mainland	924	1,573.3	r 432.0	r 462.6	r 450.4	r 435.8	r 439.6	5,870.2	r 1,521.0	r 1,515.0	r 1,602.9	r 1,698.9	r 1,806.2
Fiji	819	0.2	r 0.1	r 0.1	r 0.1	r 0.0	r 0.0	0.0	r 0.0
F.T. French Polynesia	887	1.8	r 0.3	r 0.5	r 0.7	r 0.6	r 0.7	0.0	r 0.0	r 0.0
F.T. New Caledonia	839	3.5	r 0.8	r 0.2	r 0.5	r 0.8	r 0.4	0.0	r 0.0	r 0.0	r 0.0	r 0.0
India	534	184.4	r 56.8	r 53.8	r 56.2	r 62.5	r 55.7	390.8	r 116.4	r 117.5	r 114.7	r 105.4	r 114.6
Indonesia	536	50.4	r 7.8	r 8.9	r 12.6	r 13.5	r 16.4	151.3	r 41.4	r 47.3	r 45.5	r 42.0	r 39.3
Lao People's Dem.Rep	544	1.2	r 0.0	r 2.7	r 0.1	0.0	r 0.0	r 0.0	r 0.0	r 0.1	r 0.0
Malaysia	548	113.9	r 34.7	r 42.6	r 47.7	r 41.6	r 41.5	360.1	r 104.2	r 98.9	r 130.0	r 130.2	r 134.4
Maldives	556	0.3	r 0.0	r 0.0	r 0.0	r 0.0	r 0.0	0.0	r 0.0	r 0.0	r 0.0
Mongolia	948	8.8	r 2.4	r 2.1	r 2.5	r 2.4	r 2.9	0.0	r 0.0	r 0.0	r 0.0	r 0.0	r 0.4
Myanmar	518	4.2	r 0.6	r 0.5	r 0.1	r 0.9	r 0.2	0.4	r 0.1	r 0.2	r 0.1	r 0.0	r 0.4
Nepal	558	0.6	r 0.1	r 0.1	r 0.3	r 0.3	r 0.3	0.3	r 0.0	r 0.1	r 0.1	r 0.2	r 0.1

Hungary (944)

In Millions of U.S. Dollars

		Exports (FOB)						Imports (CIF)					
		2016	2017Q1	2017Q2	2017Q3	2017Q4	2018Q1	2016	2017Q1	2017Q2	2017Q3	2017Q4	2018Q1
Palau	565	0.1	r 0.0	r 0.0	r 0.0
Philippines	566	14.4	r 4.3	r 4.5	r 9.8	r 20.1	r 11.6	188.7	r 42.4	r 41.4	r 53.8	r 66.2	r 61.4
Sri Lanka	524	9.9	r 2.2	r 1.9	r 2.2	r 3.1	r 1.6	26.0	r 7.8	r 5.8	r 7.7	r 9.4	r 11.2
Thailand	578	95.6	r 25.7	r 26.5	r 22.4	r 24.5	r 49.5	523.8	r 153.9	r 166.2	r 147.9	r 166.0	r 168.9
Timor-Leste	537	r 0.1	r 0.0	r 0.0
Vanuatu	846	0.0	r 0.0	r 0.1	r 0.0	r 0.0	0.0	r 0.0	r 0.0
Vietnam	582	71.7	r 16.2	r 26.2	r 14.2	r 22.8	r 13.9	162.0	r 70.0	r 71.2	r 72.6	r 102.4	r 122.0
Asia n.s.	598	0.2	r 0.0	r 0.0	r 0.0	r 0.0	r 0.0	0.0	r 0.0	r 0.0	r 0.0
Europe	170	19,853.9	5,568.3	5,844.0	6,032.4	6,614.8	6,847.8	14,987.2	4,515.6	4,509.4	4,903.3	5,209.5	5,468.6
Emerg. & Dev. Europe	903	16,192.5	4,410.2	4,732.2	4,857.3	5,247.3	5,466.3	10,963.6	2,957.9	3,076.6	3,344.2	3,485.0	3,635.4
Albania	914	71.3	r 22.7	r 23.0	r 26.8	r 32.2	r 24.4	19.1	r 5.9	r 7.3	r 5.5	r 6.5	r 6.1
Bosnia and Herzegovina	963	329.0	r 80.5	r 88.8	r 96.0	r 103.1	r 103.0	124.9	r 38.3	r 42.5	r 44.7	r 50.6	r 51.2
Bulgaria	918	1,093.3	r 303.7	r 342.4	r 322.8	r 353.6	r 361.4	387.9	r 113.4	r 105.1	r 122.4	r 121.4	r 120.7
Croatia	960	1,500.7	r 462.7	r 461.8	r 572.7	r 620.8	r 692.0	520.4	r 150.9	r 134.3	r 206.8	r 178.3	r 179.9
Faroe Islands	816	0.1	r 0.0	r 0.0	r 0.4	r 0.0	r 0.0	0.0	r 0.0
Gibraltar	823	0.5	r 1.3	r 1.0	r 0.3	r 0.1	r 0.1	0.0	r 0.0	r 0.0	r 0.0
Kosovo	967	47.5	r 10.1	r 17.1	r 15.7	r 16.3	r 16.7	0.5	r 0.3	r 0.3	r 0.3	r 0.8	r 0.3
Macedonia, FYR	962	272.4	r 84.5	r 90.0	r 107.0	r 117.1	r 134.1	252.3	r 64.2	r 75.1	r 92.0	r 85.6	r 102.1
Montenegro	943	39.7	r 9.3	r 11.5	r 11.9	r 13.3	r 11.2	42.8	r 9.6	r 10.2	r 7.1	r 10.2	r 15.0
Poland	964	4,322.9	r 1,207.4	r 1,236.0	r 1,195.6	r 1,229.6	r 1,426.6	5,127.3	r 1,322.0	r 1,403.7	r 1,529.1	r 1,606.7	r 1,675.6
Romania	968	5,349.0	r 1,388.9	r 1,542.3	r 1,622.7	r 1,609.9	r 1,685.2	2,914.8	r 744.7	r 790.6	r 803.9	r 859.7	r 891.1
Serbia, Republic of	942	1,476.3	r 416.7	r 432.0	r 456.3	r 568.1	r 506.1	720.3	r 257.4	r 224.6	r 274.3	r 253.6	r 287.9
Turkey	186	1,689.8	r 422.5	r 486.4	r 429.0	r 583.1	r 505.4	853.2	r 251.2	r 283.0	r 258.1	r 311.5	r 305.6
CIS	901	3,661.3	1,158.1	1,111.8	1,175.1	1,367.4	1,381.4	4,023.6	1,557.7	1,432.8	1,559.2	1,724.6	1,833.3
Armenia	911	13.5	r 3.9	r 4.0	r 4.3	r 5.0	r 4.3	0.7	r 0.1	r 0.0	r 0.1	r 0.2	r 0.1
Azerbaijan, Rep. of	912	44.5	r 10.6	r 12.6	r 14.8	r 11.0	r 12.9	15.8	r 0.3	r 0.0	r 0.3	r 0.7	r 0.2
Belarus	913	106.7	r 28.1	r 32.6	r 26.2	r 30.3	r 41.8	65.3	r 17.6	r 17.1	r 19.6	r 23.1	r 16.4
Georgia	915	42.9	r 12.4	r 15.4	r 12.9	r 14.9	r 12.6	0.5	r 0.4	r 0.3	r 0.2	r 0.2	r 0.2
Kazakhstan	916	117.6	r 36.3	r 35.0	r 35.4	r 36.3	r 34.6	73.3	r 146.4	r 117.6	r 50.3	r 92.2	r 123.0
Kyrgyz Republic	917	9.2	r 1.7	r 2.0	r 2.0	r 2.8	r 3.3	0.2	r 0.0	r 0.0	r 0.0	r 0.0
Moldova	921	95.5	r 21.8	r 24.0	r 30.8	r 28.1	r 28.8	9.4	r 1.7	r 2.3	r 5.0	r 2.9	r 2.3
Russian Federation	922	1,557.5	r 489.9	r 482.5	r 463.5	r 472.7	r 506.9	2,634.3	r 890.8	r 884.9	r 1,049.5	r 1,097.1	r 1,140.1
Tajikistan	923	3.7	r 0.4	r 0.5	r 0.6	r 1.4	r 0.3	1.3	r 0.0	r 0.0
Turkmenistan	925	30.1	r 3.0	r 4.4	r 3.4	r 4.0	r 2.1	1.7	r 0.0	r 0.0	r 0.0	r 0.0
Ukraine	926	1,599.2	r 536.3	r 485.4	r 567.7	r 744.7	r 721.4	1,220.8	r 500.5	r 410.5	r 434.3	r 508.2	r 550.8
Uzbekistan	927	40.9	r 13.6	r 13.5	r 13.6	r 16.3	r 12.3	0.2	r 0.0	r 0.0	r 0.0	r 0.0	r 0.0
Europe n.s.	884	0.1	r 0.0	r 0.0	r 0.0	r 0.0	r 0.0	0.0	r 0.0	r 0.0
Mid East, N Africa, Pak	440	1,171.7	295.1	333.5	265.4	295.2	304.1	449.3	76.5	108.1	168.4	198.7	200.6
Afghanistan, I.R. of	512	5.6	r 2.3	r 1.0	r 1.3	r 1.0	r 1.5	0.0	r 0.0	r 0.0	r 0.0	r 0.0
Algeria	612	65.7	r 15.1	r 16.7	r 11.8	r 12.8	r 9.0	0.8	r 0.0	r 0.0	r 0.0	r 0.0	r 0.0
Bahrain, Kingdom of	419	6.0	r 1.5	r 1.4	r 1.4	r 1.5	r 1.6	0.1	r 0.1	r 0.2	r 0.5	r 0.1	r 1.8
Djibouti	611	1.4	r 0.3	r 0.3	r 0.4	r 0.3	r 0.1	r 0.0
Egypt	469	190.5	r 30.1	r 36.6	r 22.7	r 25.8	r 31.9	26.9	r 16.3	r 26.7	r 50.6	r 61.0	r 27.1
Iran, I.R. of	429	32.6	r 8.7	r 11.8	r 10.2	r 22.1	r 10.1	47.5	r 0.6	r 0.6	r 0.8	r 0.8	r 0.8
Iraq	433	47.8	r 15.4	r 16.3	r 11.7	r 14.0	r 12.0	193.2	r 26.0	r 45.8	r 49.7	r 106.8	r 59.0
Jordan	439	46.0	r 10.1	r 9.4	r 7.3	r 6.5	r 10.6	0.2	r 0.0	r 0.1	r 0.1	r 0.3	r 0.1
Kuwait	443	22.5	r 3.6	r 4.4	r 5.8	r 5.8	r 3.9	6.5	r 0.0	r 0.1	r 0.0	r 0.0	r 0.1
Lebanon	446	58.5	r 12.0	r 14.0	r 13.9	r 9.9	r 19.0	0.2	r 0.0	r 0.1	r 0.2	r 0.1	r 0.1
Libya	672	6.7	r 1.1	r 2.3	r 3.1	r 4.7	r 1.7	0.1	r 0.0	r 0.0	r 30.3	r 81.6
Mauritania	682	1.1	r 0.3	r 0.5	r 0.2	r 0.3	r 1.3
Morocco	686	163.6	r 46.3	r 52.0	r 37.3	r 48.4	r 50.9	18.1	r 3.1	r 1.5	r 4.9	r 1.4	r 2.3
Oman	449	13.8	r 2.0	r 2.7	r 3.4	r 3.3	r 2.8	15.6	r 4.3	r 3.9	r 2.8	r 2.7	r 3.1
Pakistan	564	31.9	r 14.7	r 7.6	r 13.1	r 9.5	r 6.3	13.7	r 3.6	r 4.0	r 5.5	r 4.3	r 4.7
Qatar	453	23.0	r 3.5	r 6.8	r 10.0	r 9.6	r 6.8	0.2	r 0.0	r 0.0	r 0.1	r 0.1	r 0.0
Saudi Arabia	456	107.5	r 23.2	r 32.3	r 25.0	r 34.3	r 34.0	60.6	r 1.3	r 3.5	r 1.8	r 0.5	r 1.1
Somalia	726	0.1	r 0.0	r 0.0	r 0.0	r 0.0	0.0
Sudan	732	2.8	r 0.3	r 0.7	r 0.4	r 0.5	r 0.2	0.1	r 0.0	r 0.1	r 0.0	r 0.0
Syrian Arab Republic	463	3.7	r 0.6	r 1.2	r 1.1	r 0.3	r 2.6	0.0	r 0.2	r 0.7	r 0.0	r 0.1
Tunisia	744	129.8	r 32.0	r 33.8	r 36.6	r 35.7	r 40.9	61.8	r 19.1	r 18.8	r 18.8	r 18.5	r 13.1
United Arab Emirates	466	203.8	r 52.0	r 61.9	r 47.8	r 47.8	r 56.0	3.8	r 1.7	r 2.2	r 2.1	r 2.0	r 5.7

Hungary (944)

In Millions of U.S. Dollars

		Exports (FOB)						Imports (CIF)					
		2016	2017Q1	2017Q2	2017Q3	2017Q4	2018Q1	2016	2017Q1	2017Q2	2017Q3	2017Q4	2018Q1
West Bank and Gaza	487	2.0	r 0.6	r 0.1	r 0.4	r 0.1	r 0.0
Yemen, Republic of	474	5.6	r 19.3	r 19.7	r 0.6	r 1.1	r 0.9	0.0
Sub-Saharan Africa	603	415.5	80.7	165.6	78.6	78.7	84.7	42.9	16.1	17.3	15.8	16.2	19.9
Angola	614	5.5	r 0.9	r 81.3	r 1.5	r 0.7	r 0.9	0.0	r 0.0	r 0.0
Benin	638	2.6	r 1.1	r 0.8	r 1.6	r 0.8	r 1.7
Botswana	616	0.9	r 0.2	r 0.5	r 0.6	r 0.3	r 0.5	0.0	r 0.0	r 0.0
Burkina Faso	748	1.6	r 0.6	r 0.8	r 0.5	r 1.0	r 1.3
Burundi	618	0.1	r 0.0	r 0.0	r 0.0	r 0.0	r 0.0	r 0.0
Cabo Verde	624	0.3	r 0.0	r 0.0	r 0.0	r 0.0	r 0.0	0.0	r 0.0	r 0.0
Cameroon	622	7.0	r 1.5	r 3.2	r 1.5	r 1.9	r 1.9	1.5	r 0.2	r 0.3	r 0.4	r 0.2	r 0.0
Chad	628	0.3	r 0.1	r 0.1	r 0.0	r 0.0	r 0.4	r 0.0
Congo, Dem. Rep. of	636	2.3	r 0.5	r 0.3	r 0.2	r 0.5	r 0.8	r 0.0
Congo, Republic of	634	3.7	r 2.2	r 0.3	r 0.7	r 0.6	r 0.5	0.0	r 0.1	r 0.1	r 0.3	r 0.2	r 0.2
Côte d'Ivoire	662	4.7	r 1.5	r 1.6	r 1.7	r 1.9	r 3.5	0.7	r 0.6	r 0.7	r 0.6	r 0.9	r 1.3
Equatorial Guinea	642	0.2	r 0.1	r 0.1	r 0.0
Eritrea	643	0.3	r 0.5
Ethiopia	644	22.1	r 0.5	r 2.0	r 2.4	r 5.6	r 3.9	1.2	r 0.2	r 0.2	r 0.2	r 0.1	r 0.1
Gabon	646	1.0	r 0.4	r 0.3	r 0.2	r 0.4	r 0.4	1.1	r 0.8	r 0.6	r 0.6	r 1.8	r 0.3
Gambia, The	648	0.5	r 0.1	r 0.4	r 0.3	r 0.2	r 0.2	0.0	r 0.0	r 0.0	r 0.0	r 0.0
Ghana	652	48.8	r 5.9	r 3.4	r 3.0	r 3.4	r 2.9	1.3	r 0.0	r 0.0	r 0.0	r 0.0	r 0.1
Guinea	656	1.7	r 0.8	r 0.6	r 0.5	r 0.5	r 0.4	0.0	r 0.0	r 0.0	r 0.0	r 0.0
Guinea-Bissau	654	0.0	r 0.0	r 0.1	r 0.0	r 0.0
Kenya	664	17.7	r 1.9	r 2.2	r 2.7	r 1.9	r 3.1	1.5	r 0.3	r 0.0	r 0.1	r 0.3	r 0.9
Liberia	668	0.8	r 0.3	r 0.4	r 0.5	r 0.2	r 0.3	0.7	r 0.0	r 0.3	r 0.5	r 0.5	r 0.3
Madagascar	674	1.1	r 0.4	r 0.2	r 0.8	r 0.5	r 0.4	0.0	r 0.0	r 0.0	r 0.0	r 0.0	r 0.0
Malawi	676	0.1	r 0.5	r 0.1	r 0.2	r 0.1	r 0.1	0.5	r 0.1	r 0.2	r 0.1	r 0.1	r 0.3
Mali	678	1.7	r 0.5	r 1.3	r 0.5	r 2.8	r 1.1	0.0	r 0.0	r 0.0	r 0.0
Mauritius	684	2.8	r 0.6	r 1.0	r 0.7	r 0.7	r 1.0	0.7	r 0.1	r 0.2	r 0.2	r 0.1	r 0.0
Mozambique	688	2.1	r 0.4	r 0.4	r 0.0	r 0.6	r 0.7	2.2	r 0.6	r 1.0	r 0.8	r 0.6	r 1.2
Namibia	728	0.5	r 0.0	r 0.0	r 0.3	r 0.0	r 0.0	0.1	r 0.0	r 0.1	r 0.0	r 0.0	r 0.0
Niger	692	1.1	r 0.4	r 0.5	r 0.1	r 0.0	r 0.2	r 0.0	r 0.0	r 0.0
Nigeria	694	34.9	r 9.8	r 10.8	r 5.1	r 7.7	r 9.2	0.1	r 0.0	r 0.0	r 0.0	r 0.0	r 0.0
Rwanda	714	0.6	r 0.2	r 0.2	r 0.2	r 0.2	r 0.2	0.0	r 0.0
Senegal	722	11.1	r 3.9	r 3.8	r 3.1	r 4.5	r 7.7	0.0	r 0.0	r 0.0
Seychelles	718	0.8	r 0.1	r 0.2	r 0.2	r 0.1	r 0.1	0.0	r 0.0	r 0.0	r 0.0
Sierra Leone	724	0.3	r 0.1	r 0.2	r 0.2	r 0.4	r 0.1	0.0	r 0.0	r 0.0	r 0.0
South Africa	199	181.7	r 41.8	r 44.7	r 46.5	r 37.2	r 34.2	28.3	r 12.2	r 11.6	r 10.7	r 10.3	r 13.0
Tanzania	738	40.6	r 1.2	r 1.1	r 0.4	r 0.7	r 2.1	0.2	r 0.0	r 0.0	r 0.0	r 0.0	r 0.0
Togo	742	1.4	r 0.6	r 0.7	r 0.2	r 0.3	r 0.4	0.0	r 0.0
Uganda	746	10.4	r 1.2	r 1.5	r 1.7	r 1.6	r 2.5	0.9	r 0.1	r 0.2	r 0.4	r 0.2	r 0.2
Zambia	754	1.5	r 0.1	r 0.7	r 0.2	r 0.2	r 1.6	0.0	r 0.0	r 0.0	r 0.0	r 0.0
Zimbabwe	698	1.1	r 0.3	r 0.3	r 0.3	r 0.5	r 0.2	1.9	r 0.7	r 1.8	r 0.7	r 0.7	r 2.0
Western Hemisphere	205	1,136.7	370.5	427.3	414.1	362.5	410.1	494.7	98.1	127.3	140.1	111.6	142.6
Antigua and Barbuda	311	0.7	r 0.1	r 0.0	r 0.3	r 0.1	r 0.1	0.0	r 0.0
Argentina	213	54.9	r 36.2	r 61.5	r 12.2	r 7.9	r 13.7	15.0	r 3.3	r 5.5	r 5.8	r 3.7	r 3.9
Aruba	314	0.7	r 0.3	r 0.0	r 0.1	r 0.0	r 0.1	r 0.0
Bahamas, The	313	0.2	r 0.0	r 0.0	r 0.1	r 0.0	r 0.0	r 0.0	r 0.0	r 0.0	r 0.0
Barbados	316	3.9	r 0.8	r 0.7	r 0.8	r 2.4	r 0.9	0.0	r 0.0	r 0.0	r 0.0	r 0.0	r 0.0
Belize	339	2.0	r 0.0	r 0.0	r 0.0	r 0.2	0.0	r 0.0	r 0.0	r 0.0	r 0.0
Bermuda	319	0.9	r 0.1	r 0.2	r 0.4	r 0.2	r 0.2	0.1	r 0.0	r 0.0	r 0.0	r 0.0	r 0.0
Bolivia	218	15.4	r 3.5	r 6.3	r 9.9	r 1.2	r 6.5	0.0	r 0.0	r 0.0	r 0.0
Brazil	223	179.2	r 52.3	r 54.9	r 64.8	r 60.0	r 62.3	176.5	r 31.0	r 53.0	r 66.9	r 38.7	r 62.7
Chile	228	84.1	r 13.9	r 19.6	r 14.8	r 15.2	r 17.7	12.5	r 2.7	r 3.0	r 2.2	r 2.5	r 2.1
Colombia	233	38.4	r 13.1	r 13.8	r 9.1	r 12.2	r 14.5	0.9	r 0.1	r 0.1	r 0.3	r 0.2	r 0.2
Costa Rica	238	38.5	r 9.6	r 7.2	r 9.0	r 5.8	r 8.3	2.3	r 0.3	r 0.5	r 0.5	r 0.5	r 0.6
Curacao	354	2.5	r 0.5	r 0.2	r 0.2	r 0.3	r 0.4	r 0.0	r 0.0
Dominica	321	0.2	r 0.1	r 0.0	r 0.0	r 0.0	r 0.1	0.0	r 0.0	r 0.0	r 0.0	r 0.0	r 0.0
Dominican Republic	243	13.1	r 3.6	r 0.9	r 0.7	r 1.6	r 0.8	0.3	r 0.0	r 0.0	r 0.0	r 0.0	r 0.0
Ecuador	248	4.3	r 0.9	r 0.5	r 12.7	r 7.4	r 23.9	0.4	r 0.0	r 0.0	r 0.0	r 0.0	r 0.0
El Salvador	253	3.6	r 0.3	r 0.2	r 0.3	r 0.4	r 0.3	0.1	r 0.0	r 0.0	r 0.0	r 0.0	r 0.0

Hungary (944)

In Millions of U.S. Dollars

		Exports (FOB)						Imports (CIF)					
		2016	2017Q1	2017Q2	2017Q3	2017Q4	2018Q1	2016	2017Q1	2017Q2	2017Q3	2017Q4	2018Q1
Greenland	326	0.0	r 0.1	r 0.0	r 0.0	r 0.0	r 0.0
Grenada	328	0.3	r 0.2	r 0.2	r 0.1	r 0.1
Guatemala	258	3.4	r 1.0	r 0.6	r 0.8	r 0.3	r 0.5	0.1	r 0.0	r 0.0	r 0.1	r 0.0	r 0.0
Guyana	336	0.1	r 0.0	r 0.1	r 0.3	r 0.2
Haiti	263	2.3	r 0.1	r 0.5	r 0.6	r 0.5	r 0.7	0.0	r 0.0	r 0.0	r 0.0	r 0.0	r 0.0
Honduras	268	3.9	r 1.3	r 0.9	r 2.2	r 0.9	r 0.8	0.8	r 0.1	r 0.2	r 0.2	r 0.1	r 0.1
Jamaica	343	8.9	r 2.5	r 2.1	r 1.5	r 5.8	r 2.1	0.0	r 0.0	r 0.0	r 0.0	r 0.0	r 0.0
Mexico	273	588.4	r 208.0	r 235.5	r 255.0	r 217.3	r 235.8	277.8	r 59.2	r 62.4	r 61.5	r 64.5	r 70.8
Nicaragua	278	4.0	r 1.0	r 0.7	r 0.5	r 0.8	r 0.8	0.0	r 0.0	r 0.0	r 0.2	r 0.1	r 0.0
Panama	283	28.3	r 6.2	r 3.1	r 4.8	r 4.1	r 6.4	0.1	r 0.0	r 0.0	r 0.0	r 0.0	r 0.0
Paraguay	288	4.1	r 1.2	r 2.4	r 1.2	r 2.6	r 1.2	0.0	r 0.0	r 0.0
Peru	293	26.7	r 6.1	r 8.7	r 7.1	r 4.7	r 7.9	1.9	r 0.4	r 0.3	r 0.2	r 0.2	r 0.5
Sint Maarten	352	0.5	r 0.2	r 0.2	r 0.1	r 0.1	r 0.3	0.0	r 0.0	r 0.0
St. Kitts and Nevis	361	0.5	r 0.0	r 0.1	r 0.1	r 0.0	0.0
St. Lucia	362	0.7	r 0.2	r 0.3	r 0.4	r 0.2	r 0.3	0.0	r 0.0
Suriname	366	0.9	r 0.3	r 0.2	r 0.2	r 0.3	r 0.3	0.0	r 0.0	r 0.0
Trinidad and Tobago	369	6.6	r 3.3	r 1.8	r 1.4	r 7.8	r 1.0	0.0	r 0.0	r 0.0
Uruguay	298	8.3	r 2.6	r 2.1	r 1.2	r 1.5	r 1.5	5.5	r 0.7	r 2.0	r 2.1	r 1.0	r 1.4
Venezuela, Rep. Bol.	299	4.1	r 0.6	r 1.5	r 0.4	r 0.3	r 0.2	0.3	r 0.1	r 0.1	r 0.1	r 0.1	r 0.1
Western Hem. n.s.	399	1.8	r 0.4	r 0.4	r 0.6	r 0.3	r 0.3	0.2	r 0.0	r 0.1	r 0.0
Other Countries n.i.e	910	1.8	0.5	0.7	0.8	0.6	0.6	11.4	0.1	0.0	0.0	0.1	0.0
Cuba	928	1.8	r 0.5	r 0.7	r 0.8	r 0.6	r 0.6	11.4	r 0.1	r 0.0	r 0.0	r 0.1	r 0.0
Countries & Areas n.s.	898	0.1	r 0.0	r 0.6	r 1.5	r 0.1	r 137.5	12.0	r 5.0	r 4.6	r 2.4	r 2.0	r 3.0
Memorandum Items													
Africa	605	779.9	175.0	269.6	165.4	176.7	187.2	123.7	38.4	37.6	39.6	36.2	35.3
Middle East	405	769.8	183.8	220.9	164.4	186.8	193.7	354.8	50.6	83.8	139.1	174.4	180.4
European Union	998	82,983.9	21,715.1	22,767.9	23,319.5	24,329.8	26,315.3	72,938.6	18,859.1	19,983.9	20,882.4	21,906.4	23,199.7
Export earnings: fuel	080	2,405.3	721.2	828.1	690.1	720.4	754.0	3,056.3	1,072.6	1,059.8	1,189.5	1,305.2	1,417.5
Export earnings: nonfuel	092	99,514.0	26,093.8	27,281.1	27,867.9	29,382.1	31,502.2	90,823.9	24,085.4	24,969.6	26,132.5	27,524.2	29,095.4

Iceland (176)

In Millions of U.S. Dollars

		Exports (FOB)						Imports (CIF)					
		2016	2017Q1	2017Q2	2017Q3	2017Q4	2018Q1	2016	2017Q1	2017Q2	2017Q3	2017Q4	2018Q1
IFS World		4,456.7	974.1	1,292.9	1,219.0	1,378.5	1,361.2	5,697.6	1,397.0	1,876.2	1,788.2	1,908.3	1,777.4
World	001	4,455.3	972.5	1,296.1	1,202.2	1,378.5	1,362.2	5,694.5	1,397.2	1,835.6	1,778.3	1,908.4	1,774.4
Advanced Economies	110	3,966.4	877.6	1,171.4	1,067.8	1,184.6	1,225.2	4,461.4	1,084.2	1,413.9	1,382.2	1,407.1	1,406.4
Euro Area	163	2,514.3	603.3	770.7	693.5	796.6	784.8	1,845.0	480.9	604.2	567.1	608.6	540.9
Austria	122	2.4	r 0.7	r 1.2	r 0.4	r 0.5	r 1.8	28.1	r 6.7	r 8.2	r 9.2	r 10.3	r 9.8
Belgium	124	102.0	r 25.8	r 23.1	r 22.0	r 20.5	r 22.4	75.9	r 16.5	r 23.0	r 26.2	r 27.5	r 22.4
Cyprus	423	1.4	r 0.3	r 0.5	r 0.5	r 0.7	r 1.2	0.3	r 0.0	r 0.0	r 0.2	r 0.1	r 0.1
Estonia	939	2.0	r 0.2	r 0.1	r 0.4	r 0.1	r 0.6	31.7	r 7.0	r 19.5	r 6.4	r 7.5	r 13.3
Finland	172	9.0	r 1.3	r 1.3	r 1.4	r 1.5	r 1.6	54.9	r 15.1	r 18.9	r 18.9	r 19.7	r 19.8
France	132	298.0	r 46.0	r 81.9	r 81.0	r 98.4	r 86.3	161.0	r 38.3	r 51.6	r 49.0	r 50.5	r 51.2
Germany	134	310.2	r 95.1	r 113.0	r 79.6	r 80.7	r 88.8	572.8	r 163.1	r 205.9	r 183.9	r 185.5	r 167.7
Greece	174	10.6	r 1.8	r 1.2	r 1.1	r 1.7	r 2.1	3.9	r 0.8	r 1.9	r 2.5	r 2.2	r 1.1
Ireland	178	11.8	r 1.5	r 3.0	r 2.0	r 3.6	r 4.0	73.2	r 26.0	r 8.1	r 17.4	r 54.8	r 18.6
Italy	136	48.6	r 7.4	r 11.6	r 11.2	r 17.7	r 12.8	176.4	r 48.9	r 60.1	r 53.8	r 55.6	r 57.8
Latvia	941	4.0	r 0.5	r 0.6	r 1.6	r 1.1	r 0.8	25.3	r 5.8	r 10.3	r 10.7	r 8.6	r 9.0
Lithuania	946	26.8	r 11.0	r 5.1	r 8.5	r 11.9	r 5.9	44.1	r 12.8	r 18.3	r 15.1	r 17.3	r 14.4
Luxembourg	137	0.9	r 0.2	r 0.3	r 0.3	r 0.3	r 1.9	8.0	r 0.8	r 1.1	r 1.1	r 1.3	r 1.3
Malta	181	1.5	r 0.2	r 0.0	r 0.5	r 0.3	r 0.1	17.8	r 0.5	r 0.8	r 0.7	r 0.9	r 0.4
Netherlands	138	1,131.5	r 301.0	r 280.3	r 280.4	r 373.5	r 440.3	427.9	r 96.1	r 123.4	r 128.4	r 115.9	r 108.3
Portugal	182	82.1	r 15.2	r 33.5	r 13.7	r 13.9	r 23.7	21.0	r 4.5	r 7.7	r 8.6	r 5.0	r 5.9
Slovak Republic	936	5.8	r 0.8	r 1.9	r 4.9	r 1.9	r 0.9	33.1	r 9.9	r 13.2	r 9.5	r 13.7	r 6.3
Slovenia	961	0.4	r 0.1	r 0.0	r 0.0	r 0.0	r 0.1	6.8	r 1.4	r 2.4	r 2.1	r 1.9	r 1.1
Spain	184	465.4	r 94.2	r 212.2	r 184.0	r 168.1	r 89.4	82.8	r 26.8	r 30.1	r 23.4	r 30.4	r 32.5
Australia	193	11.8	r 4.3	r 5.9	r 6.2	r 6.0	r 4.1	118.5	r 53.5	r 55.6	r 64.0	r 59.1	r 43.5
Canada	156	44.1	r 9.0	r 17.1	r 11.6	r 18.0	r 22.2	67.4	r 16.5	r 21.6	r 23.2	r 18.6	r 31.5
China,P.R.: Hong Kong	532	12.7	r 1.3	r 5.8	r 3.9	r 3.2	r 7.4	25.1	r 4.6	r 3.4	r 11.8	r 5.5	r 5.9
China,P.R.: Macao	546	0.0	r 0.0	r 0.0	r 0.0	r 0.0	0.0	r 0.0	r 0.1	r 0.0	r 0.0	r 0.0
Czech Republic	935	9.1	r 1.8	r 2.0	r 2.5	r 3.5	r 2.7	67.6	r 12.5	r 28.6	r 18.1	r 23.7	r 15.0
Denmark	128	106.2	r 29.4	r 27.7	r 25.5	r 27.8	r 38.0	349.5	r 84.7	r 106.4	r 117.4	r 120.5	r 115.4
Israel	436	0.7	r 0.3	r 0.1	r 0.1	r 0.2	r 0.1	5.2	r 1.3	r 1.3	r 2.2	r 4.0	r 15.4
Japan	158	99.6	r 17.0	r 29.3	r 26.5	r 21.4	r 18.8	111.8	r 30.3	r 52.2	r 40.7	r 45.0	r 35.1
Korea, Republic of	542	16.9	r 3.0	r 5.9	r 5.3	r 6.1	r 3.6	73.0	r 15.7	r 28.4	r 21.6	r 29.1	r 15.2
New Zealand	196	3.0	r 0.2	r 0.0	r 0.4	r 0.1	r 0.3	27.5	r 0.6	r 1.6	r 1.4	r 0.9	r 0.8
Norway	142	188.8	r 34.3	r 66.4	r 71.7	r 65.6	r 90.5	515.2	r 122.2	r 175.9	r 186.3	r 149.5	r 205.2
Singapore	576	0.4	r 0.2	r 0.2	r 0.2	r 0.0	r 0.1	45.4	r 2.5	r 4.9	r 22.8	r 18.8	r 23.6
Sweden	144	24.8	r 4.7	r 9.8	r 7.1	r 6.1	r 8.1	221.5	r 58.9	r 73.9	r 73.8	r 76.0	r 80.1
Switzerland	146	59.6	r 5.0	r 6.2	r 5.7	r 14.1	r 3.7	64.3	r 16.7	r 22.4	r 16.4	r 15.2	r 18.3
Taiwan Prov.of China	528	24.1	r 2.1	r 4.2	r 4.1	r 3.8	r 5.1	22.7	r 5.2	r 6.1	r 6.9	r 8.1	r 5.6
United Kingdom	112	502.5	r 93.8	r 130.7	r 116.8	r 115.1	r 139.3	330.3	r 77.9	r 117.3	r 99.1	r 99.7	r 85.5
United States	111	347.8	r 67.7	r 89.4	r 86.9	r 97.0	r 96.4	571.4	r 100.2	r 110.1	r 109.5	r 124.7	r 169.4
Emerg. & Dev. Economies	200	487.4	94.9	124.7	134.4	193.8	137.0	1,233.0	313.0	421.7	396.0	501.3	367.9
Emerg. & Dev. Asia	505	125.3	22.3	38.7	35.5	30.9	32.6	561.2	134.8	131.0	149.8	181.7	160.1
Bangladesh	513	0.3	r 0.1	r 0.1	r 0.1	r 0.1	r 0.1	8.9	r 2.1	r 2.0	r 3.6	r 3.1	r 2.8
Cambodia	522	0.0	2.6	r 0.8	r 0.9	r 1.3	r 0.9	r 1.3
China,P.R.: Mainland	924	91.4	r 14.7	r 28.5	r 28.9	r 25.0	r 23.9	420.4	r 110.5	r 104.7	r 116.8	r 150.2	r 130.9
India	534	1.1	r 0.2	r 0.2	r 0.2	r 0.2	r 0.2	58.0	r 4.5	r 5.2	r 6.6	r 6.2	r 4.8
Indonesia	536	0.9	r 0.1	r 0.4	r 0.3	r 0.0	r 0.1	6.9	r 1.8	r 1.6	r 3.3	r 2.5	r 2.4
Lao People's Dem.Rep	544	0.1	r 0.1	r 0.1	r 0.0	r 0.0	r 0.0
Malaysia	548	0.6	r 0.2	r 0.0	r 0.1	r 0.1	r 0.2	21.8	r 2.5	r 2.8	r 2.9	r 3.0	r 3.0
Maldives	556	0.0	r 0.1	0.1	r 0.0	r 0.0	r 0.0	r 0.0	r 0.0
Marshall Islands	867	r 0.0	r 0.7
Myanmar	518	0.4	r 0.2	r 0.2	r 0.4	r 0.3	r 0.3
Nepal	558	0.1	r 0.0	r 0.0	r 0.2	r 0.0	r 0.0
Papua New Guinea	853	0.1	r 0.0	0.0	r 0.0	r 0.0	r 0.0	r 0.0	r 0.0
Philippines	566	0.3	r 0.3	r 0.3	r 0.0	r 0.3	r 0.5	4.1	r 0.9	r 0.7	r 0.8	r 1.1	r 0.9
Solomon Islands	813	r 0.1	r 0.0
Sri Lanka	524	0.0	r 0.0	2.7	r 0.9	r 0.9	r 0.8	r 1.2	r 0.9
Thailand	578	8.2	r 4.0	r 3.4	r 2.9	r 1.8	r 1.5	17.9	r 5.1	r 6.7	r 6.7	r 6.7	r 6.4
Vietnam	582	22.1	r 2.6	r 5.9	r 3.0	r 3.4	r 5.4	17.0	r 5.5	r 5.1	r 6.3	r 6.2	r 6.4
Asia n.s.	598	0.3	0.0	r 0.0	r 0.0

Iceland (176)

In Millions of U.S. Dollars

		Exports (FOB)						Imports (CIF)					
		2016	2017Q1	2017Q2	2017Q3	2017Q4	2018Q1	2016	2017Q1	2017Q2	2017Q3	2017Q4	2018Q1
Europe	170	242.9	55.3	53.2	62.0	109.9	70.4	267.0	112.7	135.0	101.4	133.4	70.8
Emerg. & Dev. Europe	903	174.5	37.8	35.8	39.1	47.8	54.1	252.6	108.9	131.1	97.1	125.1	63.8
Albania	914	r 0.0	r 0.0	r 0.0	r 0.0	0.1	r 0.0	r 0.0	r 0.1	r 0.0	r 0.0
Bosnia and Herzegovina	963	0.1	0.6	r 0.1	r 0.1	r 0.2	r 0.1	r 0.1
Bulgaria	918	1.2	r 0.1	r 0.2	r 1.0	r 0.8	r 0.2	4.9	r 1.6	r 2.0	r 2.7	r 2.1	r 2.1
Croatia	960	4.3	r 0.5	r 0.6	r 0.4	r 0.5	r 0.2	4.4	r 0.9	r 0.8	r 1.1	r 0.4	r 0.5
Faroe Islands	816	50.2	r 7.3	r 6.1	r 7.4	r 12.9	r 16.2	33.4	r 5.8	r 4.9	r 4.5	r 3.6	r 5.3
Gibraltar	823	1.1	r 0.1	r 0.1	r 0.4	r 0.4	r 0.3
Hungary	944	42.9	r 10.3	r 11.6	r 14.3	r 12.3	r 13.6	27.0	r 5.6	r 9.1	r 6.9	r 6.6	r 5.8
Macedonia, FYR	962	0.1	r 0.0	r 0.0	0.5	r 0.2	r 0.1	r 0.1	r 0.2	r 0.2
Montenegro	943	0.1	r 0.0	r 0.0	r 0.0	r 0.0	r 0.1
Poland	964	52.2	r 14.7	r 12.8	r 9.3	r 14.0	r 15.9	117.9	r 40.0	r 47.3	r 47.9	r 54.0	r 35.1
Romania	968	1.6	r 0.3	r 0.7	r 0.9	r 0.4	r 0.6	18.6	r 5.8	r 7.2	r 4.3	r 5.5	r 3.3
Serbia, Republic of	942	0.4	r 0.1	r 0.0	r 0.0	r 0.0	r 0.1	1.4	r 0.3	r 1.6	r 0.5	r 0.6	r 0.4
Turkey	186	20.5	r 4.2	r 3.6	r 5.4	r 6.6	r 6.9	43.8	r 48.5	r 58.0	r 28.7	r 51.9	r 10.8
CIS	901	68.3	17.6	17.4	23.0	62.1	16.3	14.4	3.8	3.9	4.2	8.3	7.0
Armenia	911	r 0.1	r 0.0	r 0.0	0.0	r 0.0	r 0.0	r 0.0	r 0.0
Azerbaijan, Rep. of	912	1.2	r 0.0	r 1.0	r 1.1	r 0.0	0.0	r 0.0	r 0.0	r 0.0
Belarus	913	22.4	r 9.1	r 5.4	r 5.4	r 8.5	r 2.8	0.8	r 0.2	r 0.1	r 0.0	r 0.5	r 0.1
Georgia	915	2.4	r 0.1	r 2.0	r 1.5	r 0.6	0.2	r 0.1	r 0.1	r 0.0	r 0.0	r 0.0
Kazakhstan	916	2.0	r 0.1	r 0.8	r 0.5	r 0.4	0.0	r 0.0	r 0.0	r 0.0	r 0.0	r 0.0
Moldova	921	0.2	r 0.1	r 0.1	r 0.1	0.2	r 0.1	r 0.0	r 0.1	r 0.1	r 0.1
Russian Federation	922	22.2	r 3.0	r 11.0	r 10.0	r 42.6	r 4.5	11.2	r 3.0	r 3.1	r 3.6	r 6.9	r 6.1
Ukraine	926	18.1	r 5.3	r 0.8	r 3.7	r 8.0	r 8.0	1.9	r 0.4	r 0.6	r 0.4	r 0.7	r 0.6
Mid East, N Africa, Pak	440	11.5	0.8	5.2	8.1	6.9	2.0	77.9	9.6	34.8	46.7	55.7	16.4
Afghanistan, I.R. of	512	0.0	0.0	r 0.0	r 0.1	r 0.0	r 0.0
Bahrain, Kingdom of	419	0.0	r 0.0	r 0.0	r 0.1	r 0.0	r 0.0	r 0.0	r 0.0
Egypt	469	2.6	r 0.2	r 2.4	r 5.8	r 1.9	r 0.2	4.3	r 1.5	r 1.2	r 0.3	r 1.7	r 1.6
Iran, I.R. of	429	0.2	r 0.0	r 0.0	r 0.4	r 0.0	0.9	r 0.3	r 0.2	r 0.2	r 0.2	r 0.2
Jordan	439	r 0.0	0.3	r 0.3	r 0.1	r 0.3	r 0.0	r 0.2
Kuwait	443	0.3	r 0.1	r 0.1	r 0.1	r 0.2	r 0.1	0.0
Morocco	686	4.9	r 0.2	r 0.3	r 0.2	r 3.8	r 0.5	6.4	r 1.4	r 1.4	r 0.3	r 0.9	r 1.9
Pakistan	564	0.1	r 0.0	r 0.0	r 0.0	r 0.0	4.3	r 1.0	r 1.1	r 1.6	r 1.1	r 1.2
Qatar	453	0.1	r 0.0	r 0.0	r 0.0	r 0.0	r 0.0	29.7	r 0.0	r 0.0	r 0.0	r 0.0	r 0.0
Saudi Arabia	456	0.4	r 0.0	r 1.8	r 0.1	r 0.5	r 0.0	25.0	r 2.9	r 30.1	r 42.1	r 49.8	r 7.6
Sudan	732	0.0	0.3	r 0.1	r 0.0	r 0.0	r 0.0
Tunisia	744	0.0	r 0.0	r 0.0	r 0.1	6.3	r 2.1	r 0.5	r 1.6	r 1.7	r 3.5
United Arab Emirates	466	2.9	r 0.2	r 0.5	r 1.5	r 0.4	r 1.0	0.5	r 0.2	r 0.2	r 0.2	r 0.2	r 0.1
Sub-Saharan Africa	603	57.8	8.8	15.8	12.5	31.8	15.7	30.5	5.0	5.2	5.7	5.5	4.9
Benin	638	1.1	r 0.3	r 0.1	r 0.4	r 0.2	r 0.3
Cameroon	622	0.1	r 0.0	r 0.0	0.0	r 0.0	r 0.0	r 0.0	r 0.0	r 0.0
Côte d'Ivoire	662	0.0	r 0.0	r 0.0	3.8	r 0.9	r 1.0	r 0.9	r 0.8	r 0.7
Ethiopia	644	r 0.1	0.2	r 0.0	r 0.0	r 0.0	r 0.1	r 0.1
Gambia, The	648	0.6	r 0.1	r 0.0	r 0.0
Ghana	652	1.5	r 0.1	r 0.2	r 0.2	0.1	r 0.0	r 0.1	r 0.2	r 0.1	r 0.1
Kenya	664	1.8	r 0.0	r 0.0	r 0.1	r 0.0	0.8	r 0.2	r 0.2	r 0.2	r 0.2	r 0.2
Liberia	668	0.1	r 0.1	r 0.0	r 0.1	0.0	r 0.0	r 0.0
Madagascar	674	0.0	0.1	r 0.0	r 0.0	r 0.0	r 0.0	r 0.0
Mauritius	684	0.2	r 0.0	r 0.0	r 0.0	r 0.0	0.5	r 0.3	r 0.2	r 0.2	r 0.3	r 0.3
Namibia	728	1.3	r 0.1	r 0.2	r 0.1	r 0.1	r 0.2	0.2	r 0.0	r 0.0	r 0.0	r 0.2	r 0.2
Nigeria	694	49.5	r 7.6	r 15.1	r 11.7	r 17.7	r 14.6	0.0	r 0.0	r 0.0	r 0.0	r 0.0	r 0.0
Senegal	722	0.0	0.2	r 0.0	r 0.0	r 0.1	r 0.0	r 0.0
Seychelles	718	0.0	r 0.0	r 0.1	0.9	r 0.2	r 0.1	r 0.2
Sierra Leone	724	r 0.0	r 0.0	0.1	r 0.0	r 0.0	r 0.0	r 0.1	r 0.0
South Africa	199	1.4	r 0.6	r 0.1	r 0.3	r 13.5	r 0.3	23.2	r 3.1	r 3.5	r 3.7	r 3.7	r 3.0
Tanzania	738	0.1	r 0.0	r 0.0	r 0.0	r 0.0	r 0.0
Togo	742	0.1	0.0	r 0.0	r 0.0	r 0.0
Western Hemisphere	205	50.0	7.7	11.9	16.3	14.3	16.3	296.5	50.9	115.6	92.5	125.0	115.7
Antigua and Barbuda	311	1.7	r 0.6	r 0.6	r 2.4	r 0.8	r 2.2
Argentina	213	0.6	r 0.0	r 0.1	r 0.0	r 1.1	r 0.9	3.0	r 0.3	r 1.5	r 0.6	r 0.5	r 2.0

Iceland (176)

In Millions of U.S. Dollars

		Exports (FOB)						Imports (CIF)					
		2016	2017Q1	2017Q2	2017Q3	2017Q4	2018Q1	2016	2017Q1	2017Q2	2017Q3	2017Q4	2018Q1
Bahamas, The	313	3.1	r 0.0	r 0.0	r 1.8	r 0.8	r 1.2	0.0	r 0.0	r 0.0	r 0.0	r 0.0	r 0.0
Barbados	316	0.0	r 0.0	r 0.0	r 0.1	r 0.0	r 0.1	0.0	r 0.0	r 0.0	r 0.0	r 0.0	r 0.0
Bermuda	319	0.7	r 0.1	r 0.1	r 0.3	94.9	r 0.0	r 0.0	r 0.0	r 0.0	r 0.0
Bolivia	218	0.0	r 0.0	r 0.0	r 0.0	r 0.0	r 0.0	0.1	r 0.0	r 0.0	r 0.0	r 0.0	r 0.0
Brazil	223	11.2	r 0.4	r 4.3	r 1.6	r 2.4	r 3.3	95.6	r 13.6	r 84.6	r 50.8	r 88.7	r 65.4
Chile	228	4.1	r 2.0	r 1.0	r 1.4	r 0.6	r 2.4	7.7	r 1.6	r 1.6	r 6.9	r 3.5	r 2.6
Colombia	233	0.5	r 0.9	r 0.0	r 0.0	r 0.0	1.9	r 0.5	r 0.8	r 0.8	r 0.6	r 1.3
Costa Rica	238	0.0	r 0.3	r 0.0	r 0.0	3.2	r 0.9	r 0.9	r 1.0	r 0.8	r 1.0
Dominican Republic	243	0.6	r 0.1	r 0.1	r 0.1	r 0.1	r 0.1
Ecuador	248	0.0	r 0.1	r 0.2	r 0.0	4.8	r 0.7	r 1.1	r 1.7	r 1.5	r 1.1
El Salvador	253	r 0.4	0.1	r 0.1	r 0.0	r 0.0	r 0.1	r 0.0
Greenland	326	22.8	r 2.6	r 4.7	r 8.2	r 5.3	r 5.0	16.0	r 5.7	r 1.1	r 11.4	r 4.9	r 1.3
Grenada	328	0.0	r 0.0	r 0.2
Guatemala	258	1.0	r 0.2	r 0.4	r 0.5	r 0.1	r 0.1
Haiti	263	0.1	r 0.0	r 0.0	r 0.0	r 0.0	r 0.0
Honduras	268	r 0.0	0.3	r 0.1	r 0.1	r 0.1	r 0.1	r 0.1
Jamaica	343	31.8	r 21.2	r 9.2	r 10.7	r 15.0	r 33.4
Mexico	273	3.7	r 0.2	r 0.2	r 0.3	r 2.4	r 0.1	18.0	r 4.9	r 6.5	r 6.1	r 5.6	r 5.6
Netherlands Antilles	353	0.2
Nicaragua	278	0.0	r 0.1	r 0.0	r 0.0	r 0.4	r 0.1	0.7	r 0.1	r 0.2	r 0.2	r 0.2	r 0.0
Panama	283	0.2	r 0.4	r 0.0	r 0.0	r 0.0	r 0.1	0.1	r 0.0	r 0.0	r 0.0	r 0.1	r 0.0
Paraguay	288	0.0	r 0.0	r 0.0	r 0.0	0.1	r 0.0	r 0.0	r 0.0	r 0.0	r 0.0
Peru	293	0.2	r 0.0	r 0.1	r 0.1	r 0.1	12.7	r 0.7	r 7.3	r 1.6	r 3.2	r 1.5
St. Vincent & Grens.	364	0.0	r 0.0	r 0.1
Uruguay	298	0.3	r 0.0	r 0.0	r 0.0	r 0.0	r 0.1	0.1	r 0.0	r 0.0	r 0.0	r 0.0	r 0.0
Venezuela, Rep. Bol.	299	0.2	r 0.0	r 0.0	3.5	r 0.0	r 0.0	r 0.0	r 0.0	r 0.0
Western Hem. n.s.	399	0.3	r 0.0	r 0.0	r 0.2	0.0	r 0.0	r 0.0	r 0.0	r 0.0
Other Countries n.i.e	910	1.5	0.0	0.0	0.1	0.1	0.0	0.0	0.1	0.1	0.1
Cuba	928	1.5	r 0.0	r 0.0	r 0.1	0.1	r 0.0	r 0.0	r 0.1	r 0.1	r 0.1
Memorandum Items													
Africa	605	62.7	9.0	16.1	12.7	35.7	16.2	43.4	8.5	7.2	7.5	8.2	10.4
Middle East	405	6.5	0.6	4.9	7.9	3.1	1.4	60.7	5.1	31.7	43.1	51.9	9.8
European Union	998	3,259.1	759.1	966.7	871.2	977.0	1,003.5	2,986.6	768.8	996.7	938.4	997.3	883.8
Export earnings: fuel	080	79.6	12.0	28.7	25.7	63.1	20.6	77.6	7.6	35.6	48.6	59.3	16.6
Export earnings: nonfuel	092	4,375.7	960.4	1,267.4	1,176.4	1,315.4	1,341.6	5,616.9	1,389.5	1,800.0	1,729.7	1,849.1	1,757.8

India (534)

In Millions of U.S. Dollars

		Exports (FOB)						Imports (CIF)					
		2016	2017Q1	2017Q2	2017Q3	2017Q4	2018Q1	2016	2017Q1	2017Q2	2017Q3	2017Q4	2018Q1
IFS World		264,534.5	76,973.7	71,535.7	73,802.1	76,616.4	79,899.4	361,596.0	104,824.6	112,843.2	108,250.3	119,780.7	121,276.1
World	001	261,861.7	75,615.4	71,596.7	73,815.3	75,184.5	79,370.4	356,320.3	106,078.2	110,717.5	106,944.0	119,243.0	121,144.2
Advanced Economies	110	125,294.5	36,353.4	34,811.0	36,687.4	35,717.6	39,244.8	128,495.0	38,617.3	41,714.5	36,420.7	42,341.3	39,519.2
Euro Area	163	33,097.7	9,756.3	8,833.9	9,374.6	9,796.5	11,079.8	33,185.1	9,104.4	9,197.7	8,296.2	10,192.3	9,257.3
Austria	122	379.8	r 103.0	r 110.9	r 119.0	r 104.4	r 125.6	905.9	r 219.9	r 230.1	r 226.2	r 219.3	r 226.5
Belgium	124	5,361.3	r 1,714.9	r 1,396.3	r 1,440.7	r 1,663.5	r 1,686.9	7,481.6	r 1,348.6	r 1,882.0	r 1,228.5	r 1,498.6	r 1,384.0
Cyprus	423	72.6	r 11.6	r 13.6	r 18.9	r 52.4	r 17.0	67.6	r 2.4	r 4.4	r 2.8	r 2.6	r 3.6
Estonia	939	85.7	r 26.2	r 22.3	r 21.3	r 17.5	r 19.1	88.0	r 29.7	r 14.6	r 15.9	r 14.3	r 15.8
Finland	172	263.2	r 75.6	r 80.1	r 67.5	r 63.0	r 71.9	932.4	r 307.5	r 257.1	r 317.5	r 390.8	r 435.3
France	132	4,864.4	r 1,387.0	r 1,234.1	r 1,199.9	r 1,211.6	r 1,397.7	3,621.5	r 1,852.7	r 1,499.8	r 762.0	r 1,745.0	r 1,052.9
Germany	134	7,174.1	r 1,945.1	r 1,956.9	r 2,177.8	r 2,161.7	r 2,388.3	11,485.2	r 2,927.8	r 3,095.7	r 3,301.7	r 3,483.5	r 3,397.9
Greece	174	354.6	r 132.3	r 96.5	r 88.3	r 106.0	r 124.9	95.7	r 34.7	r 21.3	r 23.0	r 21.5	r 30.3
Ireland	178	496.2	r 130.4	r 123.6	r 137.8	r 125.9	r 148.7	489.9	r 142.8	r 134.9	r 138.5	r 172.7	r 173.6
Italy	136	4,488.9	r 1,527.6	r 1,392.2	r 1,309.9	r 1,399.1	r 1,501.0	3,843.3	r 971.9	r 1,023.0	r 1,164.1	r 1,218.5	r 1,257.6
Latvia	941	96.6	r 38.0	r 24.9	r 28.5	r 28.2	r 30.5	39.7	r 5.9	r 15.0	r 16.6	r 11.9	r 9.1
Lithuania	946	96.2	r 27.7	r 24.1	r 28.8	r 22.8	r 28.2	238.8	r 68.0	r 46.4	r 24.4	r 54.5	r 38.4
Luxembourg	137	10.5	r 2.9	r 2.9	r 2.3	r 3.3	r 3.0	48.0	r 12.2	r 9.8	r 14.2	r 12.9	r 15.8
Malta	181	109.8	r 51.7	r 29.0	r 90.2	r 34.3	r 42.4	28.0	r 2.7	r 2.8	r 2.9	r 7.2	r 3.0
Netherlands	138	4,834.0	r 1,336.0	r 1,038.1	r 1,460.2	r 1,597.5	r 2,054.9	1,788.4	r 512.0	r 454.9	r 538.8	r 810.4	r 707.2
Portugal	182	618.4	r 196.5	r 173.8	r 174.6	r 191.4	r 207.2	130.4	r 34.5	r 49.8	r 50.6	r 48.0	r 41.9
Slovak Republic	936	141.6	r 38.4	r 37.5	r 38.1	r 35.7	r 41.1	70.0	r 14.1	r 18.7	r 20.9	r 26.7	r 28.9
Slovenia	961	291.0	r 60.0	r 76.1	r 62.4	r 65.5	r 80.2	103.7	r 20.0	r 27.6	r 28.8	r 25.1	r 30.4
Spain	184	3,358.8	r 951.7	r 1,001.2	r 908.4	r 912.8	r 1,111.3	1,727.0	r 597.3	r 409.6	r 419.1	r 428.7	r 405.2
Australia	193	2,920.2	r 762.1	r 891.4	r 1,268.1	r 966.1	r 908.0	8,742.2	r 4,162.6	r 3,136.5	r 3,335.1	r 3,691.0	r 3,820.1
Canada	156	1,824.4	r 535.6	r 541.3	r 598.8	r 643.9	r 709.8	2,778.1	r 1,326.9	r 1,259.6	r 1,111.7	r 1,138.3	r 987.4
China,P.R.: Hong Kong	532	13,225.2	r 4,127.4	r 4,165.3	r 3,705.5	r 3,016.7	r 3,776.5	7,113.7	r 2,688.1	r 3,779.7	r 1,871.2	r 2,664.4	r 2,152.7
China,P.R.: Macao	546	1.8	r 0.2	r 6.8	r 0.3	r 0.1	r 6.7	7.7	r 2.0	r 1.1	r 1.9	r 3.4	r 1.9
Czech Republic	935	534.9	r 91.1	r 95.4	r 96.4	r 110.6	r 102.8	530.3	r 131.2	r 157.2	r 169.6	r 169.8	r 172.5
Denmark	128	699.5	r 189.1	r 171.8	r 199.3	r 200.5	r 211.2	493.0	r 114.9	r 115.2	r 129.8	r 159.7	r 159.6
Iceland	176	19.9	r 1.6	r 2.2	r 1.1	r 1.0	r 1.6	2.9	r 2.3	r 1.4	r 1.4	r 2.3	r 2.4
Israel	436	2,913.5	r 864.2	r 765.1	r 702.3	r 933.3	r 983.3	2,077.1	r 479.3	r 607.8	r 434.9	r 469.7	r 557.4
Japan	158	3,827.3	r 1,036.2	r 1,038.6	r 1,285.8	r 1,143.2	r 1,215.0	9,842.9	r 2,409.5	r 2,580.2	r 2,705.3	r 2,774.4	r 2,910.5
Korea, Republic of	542	3,552.6	r 1,361.5	r 1,168.0	r 853.6	r 1,012.5	r 1,145.1	12,213.4	r 3,513.3	r 3,901.6	r 4,901.0	r 3,790.1	r 3,738.0
New Zealand	196	308.6	r 71.8	r 76.1	r 91.1	r 90.4	r 95.0	508.9	r 111.2	r 166.5	r 181.4	r 153.1	r 141.5
Norway	142	234.4	r 66.4	r 58.9	r 68.9	r 150.0	r 82.1	644.9	r 85.7	r 239.7	r 213.0	r 191.8	r 197.6
San Marino	135	0.1	r 0.1	r 0.1	r 0.0	0.1	r 0.0	r 0.0	r 0.1	r 0.4	r 0.1
Singapore	576	7,571.9	r 3,550.5	r 2,229.9	r 3,114.3	r 2,696.2	r 2,343.2	6,719.8	r 1,940.0	r 1,846.5	r 1,586.3	r 1,846.8	r 2,133.5
Sweden	144	707.5	r 179.6	r 179.9	r 202.4	r 192.4	r 196.5	1,191.4	r 280.2	r 379.8	r 350.2	r 387.1	r 347.2
Switzerland	146	1,035.1	r 307.9	r 229.0	r 220.4	r 237.6	r 405.9	14,898.0	r 5,431.7	r 6,350.0	r 3,264.9	r 5,368.5	r 3,830.1
Taiwan Prov.of China	528	1,847.5	r 618.5	r 490.4	r 463.8	r 576.3	r 580.9	3,105.3	r 784.2	r 927.9	r 955.7	r 967.8	r 1,076.8
United Kingdom	112	9,022.2	r 2,160.5	r 2,221.0	r 2,384.0	r 2,261.0	r 2,890.7	3,865.7	r 893.6	r 1,093.6	r 1,196.7	r 1,149.8	r 1,343.2
United States	111	41,950.5	r 10,672.9	r 11,646.2	r 12,056.9	r 11,689.4	r 12,510.6	20,574.5	r 5,156.2	r 5,972.5	r 5,714.6	r 7,220.7	r 6,689.4
Vatican	187	r 0.0	r 0.0	r 0.0	r 0.1	0.0
Emerg. & Dev. Economies	200	134,165.1	38,661.6	36,240.0	36,614.4	38,950.1	39,551.9	219,775.3	65,640.2	67,362.2	67,982.8	75,039.9	79,016.8
Emerg. & Dev. Asia	505	42,997.4	14,313.6	11,429.5	12,938.3	15,742.9	15,639.1	94,355.3	25,126.0	28,020.8	29,600.7	29,255.7	31,018.2
American Samoa	859	0.0	r 0.0	r 0.1	r 0.1	r 0.1	0.0	r 0.1	r 0.0	r 0.2	r 0.1
Bangladesh	513	5,711.6	r 1,944.9	r 1,578.6	r 1,511.2	r 2,246.1	r 2,406.8	711.7	r 144.0	r 80.7	r 132.2	r 194.0	r 219.0
Bhutan	514	429.6	r 91.9	r 116.5	r 71.7	r 137.4	r 168.9	220.1	r 35.8	r 26.5	r 76.4	r 57.1	r 56.0
Brunei Darussalam	516	37.5	r 11.6	r 15.1	r 12.6	r 8.8	r 26.6	461.4	r 237.4	r 175.7	r 110.6	r 68.1	r 80.4
Cambodia	522	109.6	r 31.7	r 27.8	r 27.7	r 33.1	r 32.9	43.1	r 9.4	r 9.7	r 15.6	r 13.3	r 17.2
China,P.R.: Mainland	924	8,946.8	r 3,257.5	r 2,523.9	r 2,912.4	r 3,826.3	r 3,855.0	60,539.5	r 15,612.3	r 18,075.9	r 19,426.7	r 18,840.9	r 19,859.9
Fiji	819	49.3	r 11.3	r 14.1	r 13.9	r 14.1	r 11.9	0.6	r 0.1	r 0.1	r 0.1	r 0.1	r 0.2
F.T. French Polynesia	887	3.8	r 1.1	r 1.8	r 2.1	r 1.7	r 0.7	0.0	r 0.0	r 0.0	r 0.0	r 0.0
F.T. New Caledonia	839	7.2	r 1.8	r 4.4	r 3.0	r 1.4	r 1.5	41.2	r 3.4	r 1.7	r 1.7	r 4.5	r 0.0
Guam	829	0.5	r 0.1	r 0.3	r 0.2	r 0.2	r 0.2
Indonesia	536	3,143.4	r 983.4	r 827.3	r 932.4	r 1,020.7	r 1,156.0	12,304.0	r 3,927.1	r 4,085.4	r 3,793.0	r 4,424.0	r 4,118.7
Kiribati	826	0.6	r 0.0	r 0.1	r 0.3	r 0.1	r 0.1
Lao People's Dem.Rep	544	24.0	r 5.9	r 4.5	r 4.2	r 9.0	r 7.3	171.9	r 96.2	r 61.7	r 54.0	r 36.8	r 16.3
Malaysia	548	4,198.0	r 1,683.7	r 1,062.4	r 1,443.4	r 1,359.2	r 1,388.4	8,650.7	r 2,274.2	r 2,197.3	r 2,323.2	r 2,103.7	r 2,381.9
Maldives	556	181.8	r 59.8	r 45.7	r 49.4	r 58.5	r 60.8	6.3	r 3.3	r 1.0	r 1.7	r 1.2	r 1.4

India (534)

In Millions of U.S. Dollars

		Exports (FOB)						Imports (CIF)					
		2016	2017Q1	2017Q2	2017Q3	2017Q4	2018Q1	2016	2017Q1	2017Q2	2017Q3	2017Q4	2018Q1
Marshall Islands	867	0.1	r 0.0	r 0.0	r 0.0	r 13.9	0.0	r 0.0	r 0.0	r 0.1
Micronesia	868	0.0	r 0.0	r 0.1	r 0.2	r 0.1	r 0.0
Mongolia	948	9.8	r 1.9	r 3.1	r 4.0	r 4.8	r 8.5	2.4	r 0.3	r 0.4	r 0.6	r 0.5	r 0.2
Myanmar	518	1,156.4	r 369.7	r 227.4	r 183.7	r 277.8	r 272.6	1,086.5	r 155.4	r 302.6	r 220.8	r 60.8	r 55.4
Nauru	836	r 2.5	r 1.3	r 0.0	r 0.0	0.0	r 0.0
Nepal	558	4,614.5	r 1,402.6	r 1,326.0	r 1,303.1	r 1,535.5	r 1,818.6	407.5	r 124.0	r 65.5	r 83.5	r 101.0	r 103.5
Palau	565	0.0	r 0.0	r 0.0	r 0.0	r 0.0	r 0.8	r 0.0	r 0.0
Papua New Guinea	853	39.4	r 7.0	r 11.1	r 9.9	r 8.8	r 12.2	98.4	r 24.7	r 32.2	r 29.8	r 72.0	r 62.2
Philippines	566	1,492.3	r 383.9	r 301.3	r 427.8	r 473.1	r 479.7	475.9	r 128.3	r 207.7	r 200.9	r 175.8	r 179.9
Samoa	862	2.3	r 0.4	r 0.5	r 0.4	r 0.8	r 0.7	7.8	r 0.2	r 0.1	r 0.0
Solomon Islands	813	3.2	r 0.4	r 0.4	r 0.3	r 0.3	r 0.3	60.6	r 4.8	r 12.6	r 22.5	r 15.2	r 17.5
Sri Lanka	524	3,910.6	r 1,098.1	r 983.5	r 1,153.8	r 1,188.9	r 1,230.7	631.9	r 150.9	r 115.4	r 176.6	r 166.8	r 196.3
Thailand	578	2,962.1	r 973.7	r 836.0	r 881.2	r 901.2	r 1,009.0	5,316.8	r 1,361.2	r 1,568.0	r 1,733.8	r 1,800.0	r 2,023.0
Timor-Leste	537	2.3	r 0.8	r 0.4	r 1.2	r 1.1	r 0.6	0.0	r 0.1	r 0.1	r 0.0
Tonga	866	0.9	r 0.5	r 0.1	r 0.3	r 0.5	r 0.4	0.0
Tuvalu	869	0.1	r 0.1
Vanuatu	846	2.0	r 0.5	r 0.5	r 0.5	r 0.7	r 0.6	0.2
Vietnam	582	5,956.3	r 1,986.8	r 1,514.9	r 1,987.2	r 2,632.2	r 1,673.8	3,107.5	r 832.8	r 999.5	r 1,196.6	r 1,118.7	r 1,628.4
Asia n.s.	598	1.4	r 0.0	r 0.3	r 0.2	r 0.4	r 0.6	9.2	r 0.0	r 0.1	r 0.5	r 1.1	r 0.7
Europe	170	10,600.2	2,596.4	2,671.0	2,716.7	2,815.8	3,046.4	10,156.4	3,977.5	2,918.5	3,524.4	4,163.9	4,093.5
Emerg. & Dev. Europe	903	7,967.4	1,819.5	1,929.9	1,957.4	2,055.7	2,215.7	2,522.3	686.7	666.2	666.4	814.2	784.6
Albania	914	28.4	r 4.8	r 6.6	r 5.9	r 6.8	r 9.6	8.5	r 3.5	r 12.3	r 16.8	r 4.1	r 5.7
Bosnia and Herzegovina	963	16.7	r 2.4	r 2.9	r 2.9	r 5.1	r 4.5	3.8	r 0.7	r 2.3	r 2.4	r 2.2	r 1.8
Bulgaria	918	230.4	r 33.9	r 35.3	r 34.5	r 49.7	r 40.1	121.6	r 85.8	r 24.9	r 37.8	r 49.3	r 29.9
Croatia	960	117.9	r 35.9	r 40.1	r 46.2	r 45.0	r 37.4	28.8	r 7.5	r 7.2	r 12.4	r 5.2	r 7.3
Faroe Islands	816	0.8	r 0.0	r 0.0	r 0.0	r 0.2	r 0.1	r 0.0
Gibraltar	823	1,211.3	r 32.2	r 34.2	r 95.8	r 104.2
Hungary	944	389.1	r 102.6	r 97.3	r 103.1	r 97.4	r 104.5	211.5	r 60.5	r 60.7	r 65.9	r 72.0	r 71.5
Macedonia, FYR	962	14.4	r 3.7	r 4.7	r 3.2	r 4.0	r 5.5	20.9	r 6.2	r 6.1	r 6.2	r 15.0	r 19.3
Montenegro	943	35.9	r 4.8	r 14.4	r 8.4	r 10.9	r 8.2	0.0	r 0.0
Poland	964	1,141.8	r 342.4	r 364.9	r 386.1	r 375.3	r 409.0	650.8	r 193.6	r 170.9	r 184.3	r 201.4	r 208.1
Romania	968	255.3	r 69.2	r 71.9	r 89.3	r 114.9	r 122.7	321.5	r 73.3	r 80.3	r 102.3	r 121.4	r 107.3
Serbia, Republic of	942	47.1	r 7.0	r 14.2	r 15.5	r 13.3	r 16.0	25.2	r 4.2	r 4.6	r 7.0	r 5.8	r 4.9
Turkey	186	4,478.3	r 1,180.6	r 1,277.6	r 1,228.2	r 1,237.4	r 1,353.9	1,129.7	r 251.4	r 296.8	r 231.4	r 337.8	r 328.8
CIS	901	2,632.5	776.8	741.1	759.3	760.1	830.7	7,634.2	3,290.9	2,252.3	2,858.0	3,349.7	3,308.9
Armenia	911	31.7	r 6.2	r 3.8	r 14.3	r 8.7	r 6.5	1.3	r 0.0	r 0.0	r 0.2	r 0.1	r 0.2
Azerbaijan, Rep. of	912	31.6	r 12.8	r 9.2	r 11.0	r 8.5	r 5.0	280.9	r 182.1	r 52.0	r 110.1	r 194.7	r 233.6
Belarus	913	41.9	r 10.7	r 10.8	r 10.4	r 13.0	r 13.4	136.4	r 64.5	r 38.6	r 41.1	r 38.4	r 84.1
Georgia	915	95.5	r 22.0	r 14.0	r 20.8	r 18.2	r 24.4	30.1	r 7.4	r 4.9	r 8.1	r 4.0	r 3.5
Kazakhstan	916	125.6	r 33.9	r 31.5	r 27.7	r 25.3	r 41.0	322.1	r 252.9	r 163.4	r 298.5	r 266.8	r 120.0
Kyrgyz Republic	917	26.6	r 9.4	r 10.1	r 6.7	r 4.7	r 7.1	1.8	r 0.3	r 30.2	r 0.1	r 0.2	r 0.1
Moldova	921	6.4	r 2.0	r 1.8	r 1.8	r 1.5	r 2.0	3.1	r 8.7	r 0.1	r 0.8	r 0.5
Russian Federation	922	1,814.4	r 533.4	r 537.4	r 537.6	r 533.0	r 588.7	4,821.3	r 1,765.0	r 1,611.7	r 1,847.8	r 2,050.7	r 2,266.7
Tajikistan	923	19.7	r 5.6	r 7.3	r 5.5	r 5.9	r 5.2	14.7	r 8.4	r 9.1	r 14.9	r 11.3	r 11.2
Turkmenistan	925	57.3	r 12.3	r 12.5	r 18.0	r 16.8	r 7.0	21.8	r 1.8	r 1.3	r 5.8	r 5.4	r 12.9
Ukraine	926	291.2	r 86.1	r 72.4	r 80.5	r 91.6	r 86.0	1,954.1	r 986.0	r 335.1	r 526.9	r 707.7	r 565.0
Uzbekistan	927	90.7	r 42.5	r 30.3	r 24.9	r 33.0	r 44.5	46.5	r 13.9	r 6.1	r 4.5	r 69.6	r 11.2
Europe n.s.	884	0.2	r 0.0	r 0.1	r 0.0	r 0.0	r 0.1
Mid East, N Africa, Pak	440	52,863.5	14,346.8	14,799.7	12,811.1	12,520.1	13,289.9	73,581.0	23,559.9	22,464.7	21,735.0	25,920.7	28,638.8
Afghanistan, I.R. of	512	473.6	r 128.7	r 162.2	r 169.6	r 178.6	r 198.4	282.3	r 80.1	r 38.9	r 90.5	r 156.8	r 100.6
Algeria	612	860.7	r 227.5	r 168.8	r 173.0	r 215.1	r 264.3	579.0	r 99.3	r 297.5	r 358.8	r 285.0	r 319.8
Bahrain, Kingdom of	419	475.6	r 103.9	r 133.8	r 136.2	r 120.0	r 147.5	322.9	r 53.2	r 98.3	r 71.4	r 138.2	r 123.1
Djibouti	611	270.9	r 58.4	r 72.8	r 82.6	r 61.0	r 177.4	2.4	r 0.7	r 2.1	r 0.5	r 0.8	r 2.0
Egypt	469	2,089.7	r 538.4	r 701.3	r 628.6	r 481.6	r 578.9	1,005.8	r 248.1	r 213.6	r 371.6	r 382.9	r 325.7
Iran, I.R. of	429	2,412.9	r 603.7	r 962.4	r 584.8	r 451.8	r 649.0	8,284.8	r 3,327.8	r 2,494.2	r 2,258.9	r 2,976.3	r 3,328.4
Iraq	433	973.3	r 268.7	r 367.3	r 329.3	r 295.4	r 470.7	9,982.6	r 3,649.7	r 3,701.9	r 3,671.5	r 4,288.0	r 5,954.2
Jordan	439	477.8	r 148.7	r 133.1	r 96.0	r 118.4	r 170.7	840.5	r 172.2	r 244.7	r 242.4	r 221.5	r 255.5
Kuwait	443	1,446.5	r 368.4	r 323.2	r 326.6	r 352.1	r 359.9	4,049.5	r 1,359.4	r 1,462.2	r 1,144.4	r 2,156.0	r 2,391.7
Lebanon	446	211.9	r 56.8	r 60.8	r 60.9	r 67.0	r 68.1	29.7	r 7.1	r 7.4	r 10.4	r 10.6	r 10.1
Libya	672	126.0	r 25.4	r 39.1	r 23.9	r 30.7	r 28.2	5.6	r 2.1	r 7.5	r 7.7	r 9.6	r 75.8

India (534)

In Millions of U.S. Dollars

		Exports (FOB)						Imports (CIF)					
		2016	2017Q1	2017Q2	2017Q3	2017Q4	2018Q1	2016	2017Q1	2017Q2	2017Q3	2017Q4	2018Q1
Mauritania	682	64.6	r 15.9	r 18.3	r 18.2	r 15.2	r 31.5	14.2	r 1.6	r 0.2	r 1.3	r 1.3	r 2.7
Morocco	686	369.2	r 99.1	r 98.7	r 83.6	r 132.3	r 118.2	839.8	r 163.7	r 189.2	r 193.2	r 228.0	r 169.2
Oman	449	2,461.4	r 906.8	r 588.9	r 647.2	r 737.2	r 474.8	1,286.3	r 304.4	r 378.6	r 1,095.5	r 1,310.9	r 1,468.9
Pakistan	564	1,646.1	r 626.3	r 337.7	r 388.8	r 443.0	r 751.2	462.4	r 82.7	r 81.4	r 115.0	r 152.8	r 101.5
Qatar	453	770.7	r 211.9	r 231.2	r 356.1	r 386.0	r 479.6	7,490.6	r 2,116.8	r 1,922.2	r 1,838.7	r 2,215.3	r 2,407.1
Saudi Arabia	456	5,046.1	r 1,351.4	r 1,305.0	r 1,312.7	r 1,251.5	r 1,534.6	18,446.6	r 5,505.0	r 4,851.1	r 5,051.5	r 5,659.6	r 6,496.8
Somalia	726	505.9	r 123.2	r 130.8	r 127.4	r 86.3	r 91.8	17.5	r 1.0	r 1.5	r 0.4	r 1.0	r 0.7
Sudan	732	753.9	r 194.7	r 242.3	r 217.7	r 192.2	r 176.1	169.6	r 98.7	r 118.8	r 132.1	r 128.3	r 83.8
Syrian Arab Republic	463	124.8	r 35.6	r 32.6	r 39.1	r 38.9	r 42.4	35.7	r 7.4	r 8.8	r 8.1	r 4.6	r 4.1
Tunisia	744	248.2	r 71.0	r 64.3	r 62.4	r 68.7	r 86.1	152.2	r 16.6	r 45.7	r 30.8	r 24.1	r 39.5
United Arab Emirates	466	30,603.3	r 8,055.7	r 8,491.1	r 6,826.2	r 6,665.0	r 6,201.1	19,276.1	r 6,261.8	r 6,297.0	r 5,037.4	r 5,495.1	r 4,903.8
Yemen, Republic of	474	450.4	r 126.5	r 134.1	r 120.6	r 132.1	r 189.5	5.0	r 0.6	r 2.0	r 3.1	r 74.2	r 73.9
Sub-Saharan Africa	603	17,404.1	4,674.1	4,486.2	4,851.7	4,833.9	4,463.5	23,347.3	7,454.1	8,211.7	7,343.5	9,105.1	9,131.2
Angola	614	139.8	r 51.5	r 56.6	r 69.1	r 56.7	r 52.2	2,000.0	r 968.6	r 696.8	r 1,040.6	r 1,415.6	r 1,223.0
Benin	638	441.2	r 101.7	r 132.1	r 182.9	r 68.3	r 95.9	207.6	r 16.1	r 100.5	r 73.4	r 21.1	r 27.8
Botswana	616	73.5	r 18.0	r 21.6	r 31.5	r 26.1	r 29.2	1,001.4	r 456.6	r 502.2	r 383.6	r 403.0	r 349.5
Burkina Faso	748	120.1	r 31.3	r 30.4	r 32.8	r 46.4	r 37.9	175.6	r 114.2	r 191.6	r 181.3	r 163.1	r 96.6
Burundi	618	30.2	r 13.6	r 10.6	r 10.8	r 9.6	r 7.0	1.2	r 0.4	r 0.3	r 1.2	r 9.1	r 5.9
Cabo Verde	624	1.4	r 0.3	r 0.6	r 0.2	r 0.2	r 0.4	1.8	r 0.7	r 0.7	r 0.7	r 0.8	r 0.7
Cameroon	622	153.7	r 39.1	r 54.3	r 62.6	r 36.3	r 40.4	428.4	r 5.8	r 16.5	r 74.8	r 116.7	r 4.8
Central African Rep.	626	10.2	r 2.6	r 1.7	r 5.0	r 21.9	r 1.4	0.6	r 0.7	r 0.3	r 1.3	r 7.6
Chad	628	37.5	r 8.1	r 4.6	r 7.0	r 6.4	r 9.3	141.0	r 29.1	r 1.2	r 55.1	r 0.7	r 92.5
Comoros	632	20.4	r 5.8	r 5.7	r 4.3	r 4.3	r 15.1	23.0	r 6.6	r 8.2	r 1.7	r 11.7	r 15.6
Congo, Dem. Rep. of	636	234.0	r 44.6	r 45.0	r 63.4	r 56.7	r 59.7	60.0	r 31.4	r 55.4	r 89.2	r 41.7	r 39.0
Congo, Republic of	634	146.5	r 24.8	r 24.3	r 29.6	r 38.3	r 26.4	143.6	r 17.7	r 38.6	r 50.1	r 36.1	r 73.9
Côte d'Ivoire	662	382.5	r 130.8	r 127.2	r 155.1	r 125.1	r 103.5	449.3	r 36.7	r 155.3	r 193.7	r 52.1	r 40.6
Equatorial Guinea	642	16.2	r 2.2	r 2.2	r 2.9	r 3.9	r 1.9	909.8	r 36.5	r 89.3	r 230.4	r 251.3	r 184.6
Eritrea	643	4.7	r 0.9	r 3.4	r 1.3	r 1.4	r 1.3	63.1	r 1.2	r 0.9
Ethiopia	644	831.7	r 162.1	r 209.3	r 191.4	r 149.9	r 131.2	70.3	r 13.9	r 14.1	r 6.9	r 10.6	r 15.2
Gabon	646	42.5	r 10.0	r 11.7	r 9.9	r 12.8	r 10.5	64.6	r 14.4	r 18.3	r 133.5	r 97.7	r 145.5
Gambia, The	648	60.7	r 22.7	r 33.6	r 27.2	r 24.8	r 34.5	42.7	r 1.2	r 7.3	r 39.4	r 10.0	r 2.1
Ghana	652	712.6	r 143.6	r 155.1	r 183.6	r 156.3	r 140.3	1,445.1	r 852.6	r 761.9	r 425.2	r 715.3	r 807.6
Guinea	656	331.3	r 100.4	r 99.5	r 94.2	r 72.1	r 109.4	254.2	r 87.2	r 230.8	r 87.5	r 100.9	r 95.5
Guinea-Bissau	654	22.1	r 4.6	r 4.4	r 2.3	r 1.5	r 2.5	215.7	r 0.6	r 1.0	r 192.5	r 61.1	r 1.4
Kenya	664	2,428.7	r 416.5	r 513.9	r 447.3	r 443.4	r 492.4	126.5	r 18.4	r 18.0	r 16.9	r 18.7	r 18.8
Lesotho	666	29.0	r 10.7	r 6.3	r 6.4	r 9.3	r 9.6	13.6	r 11.5	r 26.3	r 9.8	r 26.8	r 26.7
Liberia	668	126.8	r 48.7	r 124.0	r 47.5	r 33.0	r 52.9	5.9	r 3.1	r 21.9	r 7.2	r 5.1	r 2.7
Madagascar	674	147.6	r 102.2	r 35.4	r 63.8	r 64.7	r 65.5	127.1	r 45.7	r 47.1	r 13.6	r 33.7	r 70.9
Malawi	676	173.6	r 49.7	r 68.5	r 63.8	r 41.7	r 27.3	42.0	r 4.6	r 2.2	r 7.5	r 4.7	r 1.9
Mali	678	103.0	r 36.2	r 25.6	r 35.4	r 26.0	r 36.5	176.5	r 19.2	r 78.1	r 23.8	r 2.5	r 6.7
Mauritius	684	652.9	r 246.4	r 198.3	r 144.6	r 199.6	r 182.4	19.0	r 4.0	r 5.1	r 4.5	r 4.9	r 6.2
Mozambique	688	875.5	r 304.3	r 166.2	r 209.5	r 371.3	r 166.9	411.2	r 216.2	r 282.7	r 201.9	r 282.2	r 159.9
Namibia	728	72.1	r 35.5	r 12.4	r 10.0	r 9.1	r 12.4	35.1	r 17.2	r 17.8	r 12.0	r 13.0	r 19.4
Niger	692	81.5	r 27.0	r 31.4	r 36.2	r 22.0	r 30.6	0.2	r 0.1	r 19.7	r 0.0	r 0.5
Nigeria	694	1,743.8	r 478.0	r 468.0	r 542.3	r 578.0	r 664.4	7,404.8	r 1,956.9	r 2,480.6	r 1,622.9	r 2,278.8	r 3,118.7
Rwanda	714	87.5	r 19.3	r 22.6	r 21.5	r 28.1	r 18.3	0.9	r 0.3	r 1.4	r 1.2	r 0.8	r 2.0
São Tomé & Príncipe	716	0.8	r 0.2	r 0.2	r 0.3	r 0.3	r 0.1	0.0
Senegal	722	592.2	r 197.4	r 155.2	r 214.1	r 168.0	r 186.7	335.5	r 54.1	r 81.2	r 109.2	r 300.9	r 67.4
Seychelles	718	37.8	r 8.1	r 9.9	r 9.6	r 10.2	r 12.4	1.0	r 0.1	r 0.2	r 0.4	r 0.2	r 0.7
Sierra Leone	724	80.7	r 34.6	r 20.8	r 18.2	r 25.2	r 29.2	13.3	r 2.4	r 8.2	r 5.8	r 4.9	r 5.4
South Africa	199	3,245.8	r 1,047.6	r 979.9	r 1,075.9	r 970.7	r 783.3	5,105.1	r 1,765.0	r 1,675.4	r 1,525.2	r 1,919.4	r 1,703.2
South Sudan, Rep. of	733	0.1	r 1.5	r 3.5	r 0.1	r 0.8	r 1.4	0.1	r 0.3	r 3.6	r 42.2	r 2.8
Swaziland	734	38.9	r 11.1	r 4.0	r 8.1	r 10.0	r 8.4	30.4	r 18.2	r 1.9	r 1.5	r 3.6	r 1.9
Tanzania	738	1,767.7	r 409.3	r 287.0	r 442.2	r 428.9	r 448.2	827.9	r 400.2	r 253.7	r 187.2	r 265.5	r 322.9
Togo	742	428.7	r 76.0	r 132.2	r 57.0	r 169.1	r 58.2	132.4	r 12.9	r 51.7	r 41.2	r 39.9	r 30.5
Uganda	746	523.8	r 118.8	r 108.2	r 132.2	r 148.1	r 143.7	68.2	r 16.8	r 18.2	r 15.1	r 9.7	r 13.3
Zambia	754	235.9	r 52.0	r 61.5	r 68.0	r 76.2	r 89.0	723.3	r 175.1	r 232.1	r 240.3	r 305.9	r 308.9
Zimbabwe	698	116.8	r 24.6	r 17.5	r 30.9	r 81.7	r 33.5	48.3	r 21.2	r 16.1	r 11.9	r 22.0	r 10.9
Western Hemisphere	205	10,300.0	2,730.7	2,853.6	3,296.7	3,037.6	3,112.9	18,335.2	5,522.6	5,746.6	5,779.2	6,594.6	6,135.0
Anguilla	312	r 0.4	r 0.1	r 0.1	r 0.1

India (534)

In Millions of U.S. Dollars

		Exports (FOB)						Imports (CIF)					
		2016	2017Q1	2017Q2	2017Q3	2017Q4	2018Q1	2016	2017Q1	2017Q2	2017Q3	2017Q4	2018Q1
Antigua and Barbuda	311	2.2	r 0.3	r 1.0	r 0.6	r 0.2	r 0.5	r 0.0
Argentina	213	510.1	r 133.2	r 185.7	r 190.0	r 152.4	r 183.5	2,593.5	r 578.6	r 764.2	r 694.0	r 450.0	r 320.5
Aruba	314	8.3	r 1.3	r 1.9	r 1.5	r 1.8	r 1.2	4.3	r 0.1	r 0.2	r 0.1	r 0.0	r 0.1
Bahamas, The	313	5.7	r 1.5	r 1.6	r 2.3	r 2.0	r 2.1	258.3	r 0.2	r 5.8	r 0.1	r 34.2	r 0.2
Barbados	316	13.3	r 1.9	r 2.7	r 5.4	r 2.1	r 2.6	0.2	r 0.0	r 0.0	r 0.0	r 0.1	r 0.1
Belize	339	15.1	r 3.9	r 2.7	r 5.2	r 3.0	r 2.6	0.4	r 0.2	r 0.9	r 0.3	r 0.0	r 0.2
Bermuda	319	4.0	r 0.8	r 0.7	r 1.5	r 0.4	r 0.5	0.0	r 0.0
Bolivia	218	71.4	r 24.1	r 21.1	r 27.9	r 25.7	r 30.6	127.7	r 100.2	r 211.7	r 86.4	r 199.2	r 166.0
Brazil	223	2,300.6	r 592.1	r 655.2	r 823.5	r 803.5	r 775.6	3,613.5	r 1,179.2	r 1,175.9	r 1,339.8	r 1,404.9	r 1,111.1
Chile	228	652.5	r 179.4	r 166.6	r 189.8	r 208.9	r 195.5	1,220.5	r 308.8	r 374.8	r 543.6	r 473.3	r 700.5
Colombia	233	767.4	r 202.3	r 208.8	r 246.6	r 254.4	r 227.7	484.2	r 205.3	r 123.5	r 132.5	r 185.1	r 151.6
Costa Rica	238	147.9	r 44.8	r 25.6	r 34.5	r 28.9	r 43.9	58.4	r 9.4	r 23.2	r 23.6	r 12.4	r 8.1
Dominica	321	2.5	r 0.3	r 0.4	r 0.4	r 0.6	r 0.7	0.7	r 0.1	r 0.1	r 0.1	r 0.1
Dominican Republic	243	221.0	r 52.1	r 46.0	r 53.5	r 44.2	r 53.2	637.9	r 123.4	r 150.8	r 86.5	r 234.1	r 174.4
Ecuador	248	166.6	r 59.5	r 66.8	r 70.3	r 68.4	r 71.0	220.8	r 162.3	r 10.6	r 112.5	r 43.7	r 26.4
El Salvador	253	59.3	r 16.2	r 15.5	r 16.1	r 18.3	r 19.6	4.7	r 1.9	r 2.5	r 2.0	r 3.0	r 1.5
Greenland	326	r 0.0	0.1	r 0.0
Grenada	328	2.6	r 0.6	r 0.7	r 0.8	r 0.8	r 0.3	r 0.1	r 0.1	r 0.0	r 0.0	r 0.1
Guatemala	258	239.5	r 63.4	r 68.0	r 80.4	r 70.2	r 73.0	18.0	r 6.1	r 5.2	r 3.9	r 2.4	r 4.5
Guyana	336	19.3	r 5.5	r 4.9	r 5.5	r 7.3	r 8.3	15.8	r 3.9	r 2.0	r 1.6	r 1.2	r 1.8
Haiti	263	65.8	r 19.6	r 20.9	r 27.3	r 24.7	r 21.1	3.6	r 0.9	r 1.4	r 2.1	r 2.2	r 2.7
Honduras	268	141.8	r 30.2	r 39.3	r 35.1	r 37.7	r 34.2	20.3	r 4.3	r 3.0	r 5.0	r 3.2	r 2.1
Jamaica	343	42.2	r 10.2	r 11.3	r 15.4	r 13.1	r 12.4	1.3	r 0.5	r 2.9	r 0.1	r 0.4	r 0.8
Mexico	273	3,375.3	r 900.5	r 946.3	r 982.9	r 870.5	r 951.6	2,441.5	r 868.1	r 739.6	r 533.1	r 1,391.4	r 1,263.2
Netherlands Antilles	353	38.2	r 8.2	r 9.0	r 17.5	r 6.5	r 5.7	112.2	r 2.5	r 2.0	r 2.8	r 1.0	r 2.4
Nicaragua	278	90.8	r 17.3	r 18.4	r 21.0	r 21.9	r 26.0	2.9	r 0.3	r 1.6	r 1.2	r 0.7	r 0.6
Panama	283	213.8	r 53.7	r 55.4	r 82.2	r 42.6	r 46.8	52.7	r 96.9	r 20.9	r 12.5	r 4.3	r 5.7
Paraguay	288	118.9	r 27.9	r 32.8	r 42.6	r 47.0	r 45.9	160.8	r 24.7	r 18.1	r 45.5	r 66.3	r 37.0
Peru	293	683.2	r 167.2	r 171.5	r 199.1	r 191.5	r 198.6	988.7	r 304.1	r 620.8	r 443.0	r 700.7	r 612.3
St. Kitts and Nevis	361	3.1	r 0.5	r 0.5	r 0.9	r 0.9	r 0.6	0.0
St. Lucia	362	3.8	r 1.3	r 0.8	r 0.4	r 1.7	r 1.1	0.4	r 0.1	r 0.0	r 0.2	r 0.0	r 0.1
St. Vincent & Grens.	364	0.8	r 0.1	r 0.2	r 0.2	r 0.3	r 0.1
Suriname	366	10.1	r 2.3	r 3.5	r 6.3	r 3.2	r 4.3	37.3	r 13.6	r 11.8	r 23.4	r 35.1	r 22.4
Trinidad and Tobago	369	81.5	r 23.1	r 22.5	r 26.4	r 20.2	r 19.7	154.3	r 60.6	r 0.9	r 1.9	r 38.3	r 1.4
Uruguay	298	139.9	r 70.0	r 31.0	r 45.1	r 42.7	r 40.7	13.6	r 3.9	r 14.7	r 3.7	r 2.0	r 4.6
Venezuela, Rep. Bol.	299	73.2	r 14.0	r 12.3	r 37.5	r 18.3	r 10.8	5,078.6	r 1,462.6	r 1,457.3	r 1,674.9	r 1,302.9	r 1,511.4
Western Hem. n.s.	399	8.2	r 1.5	r 2.3	r 1.1	r 1.9	r 1.2	8.4	r 0.0	r 0.0	r 3.2	r 2.1	r 1.2
Other Countries n.i.e	910	93.4	22.2	16.6	21.5	44.8	16.6	88.9	9.6	8.6	18.0	1.4	1.0
Cuba	928	39.2	r 13.2	r 7.1	r 11.9	r 13.5	r 9.4	1.2	r 0.4	r 0.5	r 0.6	r 0.6	r 0.4
Korea, Dem. People's Rep.	954	54.2	r 9.1	r 9.5	r 9.6	r 31.3	r 7.2	87.7	r 9.2	r 8.1	r 17.4	r 0.8	r 0.6
Countries & Areas n.s.	898	2,308.6	r 578.3	r 529.0	r 492.0	r 472.0	r 557.2	7,961.1	r 1,811.1	r 1,632.3	r 2,522.6	r 1,860.4	r 2,607.3
Memorandum Items													
Africa	605	20,477.4	5,462.5	5,278.7	5,616.4	5,603.9	5,407.5	25,121.8	7,835.7	8,866.5	8,057.0	9,731.4	9,746.1
Middle East	405	47,670.4	12,802.0	13,503.7	11,488.0	11,127.6	11,394.8	71,061.6	23,015.6	21,689.3	20,812.4	24,942.7	27,819.1
European Union	998	46,196.1	12,960.5	12,111.5	12,915.7	13,243.2	15,194.7	40,599.6	10,945.0	11,287.6	10,545.2	12,508.0	11,703.9
Export earnings: fuel	080	50,981.9	13,754.0	14,253.2	12,514.0	12,313.9	12,593.8	92,365.9	30,133.7	28,645.6	28,056.0	33,085.4	36,954.8
Export earnings: nonfuel	092	210,879.8	61,861.5	57,343.5	61,301.3	62,870.6	66,776.7	263,954.4	75,944.5	82,071.9	78,888.0	86,157.6	84,189.5

Indonesia (536)

In Millions of U.S. Dollars

		Exports (FOB)						Imports (CIF)					
		2016	2017Q1	2017Q2	2017Q3	2017Q4	2018Q1	2016	2017Q1	2017Q2	2017Q3	2017Q4	2018Q1
IFS World		144,290.6	40,694.0	39,280.5	43,400.4	45,354.1	44,139.2	135,514.4	36,605.8	35,704.1	40,175.9	44,407.5	43,808.8
World	001	136,845.7	40,762.5	39,431.9	43,442.9	45,136.2	44,045.0	135,550.9	40,162.3	35,006.0	39,154.9	46,393.5	43,625.7
Advanced Economies	110	74,792.1	20,457.8	20,052.6	21,741.1	21,765.2	21,770.6	65,116.8	17,792.9	16,928.9	19,795.9	20,079.6	20,745.8
Euro Area	163	11,837.4	3,504.2	3,348.4	3,458.2	3,535.3	3,308.7	8,671.3	2,310.2	2,333.2	2,808.5	2,156.6	2,761.5
Austria	122	28.6	r 7.2	r 5.0	r 6.2	r 7.8	r 5.6	358.6	r 61.8	r 81.6	r 84.7	r 83.4	r 85.1
Belgium	124	1,125.7	r 332.7	r 306.1	r 291.7	r 311.4	r 307.3	491.1	r 174.7	r 132.9	r 181.1	r 138.0	r 136.4
Cyprus	423	11.7	r 2.9	r 2.2	r 2.3	r 2.7	r 2.8	12.1	r 1.6	r 1.0	r 1.2	r 1.9	r 1.0
Estonia	939	47.6	r 19.7	r 9.8	r 32.4	r 14.3	r 19.9	7.5	r 1.2	r 1.8	r 2.4	r 3.3	r 9.5
Finland	172	83.9	r 29.4	r 15.8	r 22.3	r 21.0	r 24.4	338.6	r 98.3	r 206.2	r 168.8	r 96.9	r 95.2
France	132	887.5	r 234.5	r 240.3	r 267.1	r 261.7	r 264.4	1,362.3	r 418.5	r 283.8	r 530.3	r 265.3	r 424.3
Germany	134	2,638.7	r 640.8	r 648.3	r 699.3	r 681.1	r 659.2	3,159.5	r 751.6	r 851.3	r 931.4	r 737.6	r 1,022.1
Greece	174	142.2	r 34.6	r 43.2	r 50.5	r 53.2	r 59.9	68.8	r 30.5	r 21.2	r 24.8	r 24.5	r 23.0
Ireland	178	61.9	r 15.8	r 18.1	r 23.6	r 21.3	r 22.6	110.3	r 26.9	r 28.8	r 34.7	r 24.7	r 38.2
Italy	136	1,572.1	r 475.8	r 487.1	r 471.1	r 503.7	r 494.6	1,387.2	r 356.9	r 374.8	r 440.2	r 314.3	r 404.8
Latvia	941	49.5	r 25.0	r 16.2	r 26.1	r 41.6	r 27.5	19.8	r 1.0	r 2.1	r 1.8	r 3.8	r 4.3
Lithuania	946	25.3	r 7.3	r 6.7	r 9.3	r 7.5	r 9.4	13.4	r 4.5	r 12.8	r 5.8	r 12.3	r 7.3
Luxembourg	137	9.7	r 5.0	r 4.0	r 2.5	r 2.6	r 4.8	38.8	r 3.7	r 4.9	r 4.4	r 4.4	r 5.7
Malta	181	12.3	r 2.0	r 2.7	r 1.9	r 5.3	r 2.3	29.2	r 1.1	r 1.8	r 2.1	r 1.4	r 1.6
Netherlands	138	3,254.9	r 1,042.6	r 967.5	r 991.0	r 1,037.0	r 989.7	723.6	r 229.1	r 211.6	r 230.8	r 323.9	r 297.6
Portugal	182	152.4	r 43.1	r 37.7	r 40.3	r 42.4	r 38.9	35.1	r 17.5	r 7.7	r 8.6	r 10.5	r 13.5
Slovak Republic	936	64.9	r 14.6	r 9.4	r 12.1	r 9.6	r 8.4	17.9	r 7.1	r 5.5	r 6.8	r 5.2	r 5.1
Slovenia	961	89.3	r 35.0	r 28.3	r 26.7	r 17.3	r 26.8	13.5	r 2.5	r 3.1	r 3.7	r 2.9	r 5.2
Spain	184	1,579.3	r 536.2	r 500.0	r 481.8	r 493.9	r 340.4	484.1	r 121.6	r 100.5	r 145.1	r 102.4	r 181.5
Australia	193	3,208.9	r 590.2	r 609.7	r 665.9	r 643.4	r 667.8	5,260.9	r 1,377.2	r 1,499.8	r 1,705.9	r 2,473.9	r 1,425.7
Canada	156	732.4	r 204.0	r 204.7	r 217.6	r 195.8	r 213.4	1,383.0	r 318.8	r 371.2	r 433.7	r 737.1	r 397.3
China,P.R.: Hong Kong	532	2,144.9	r 550.7	r 544.2	r 635.0	r 668.0	r 708.3	1,773.8	r 375.6	r 401.3	r 535.1	r 389.3	r 512.2
China,P.R.: Macao	546	5.1	r 0.6	r 1.2	r 1.1	r 2.4	r 2.8	13.8	r 2.9	r 2.3	r 5.6	r 2.2
Czech Republic	935	115.0	r 24.4	r 30.5	r 22.6	r 23.3	r 2.0	191.0	r 42.0	r 12.7	r 37.2	r 66.0	r 37.5
Denmark	128	187.6	r 43.7	r 48.8	r 49.0	r 51.4	r 63.3	156.6	r 23.2	r 18.9	r 26.0	r 88.8	r 58.8
Iceland	176	0.6	r 0.0	r 0.1	r 0.5	r 0.3	r 0.2	1.2	r 0.3	r 0.1	r 0.6	r 0.3	r 1.0
Israel	436	103.2	r 38.8	r 31.5	r 29.0	r 26.9	r 30.0	109.9	r 27.3	r 44.0	r 28.1	r 5.6	r 5.8
Japan	158	16,098.6	r 4,154.1	r 4,008.1	r 4,711.1	r 4,917.5	r 4,997.6	12,984.8	r 3,418.8	r 3,365.2	r 4,138.3	r 3,211.3	r 4,341.6
Korea, Republic of	542	7,008.9	r 2,020.6	r 2,118.3	r 1,982.9	r 2,065.1	r 2,120.8	6,674.6	r 2,111.8	r 1,770.0	r 2,069.7	r 1,922.7	r 2,232.7
New Zealand	196	366.5	r 113.8	r 85.8	r 108.0	r 130.2	r 119.5	660.9	r 159.7	r 185.7	r 194.3	r 194.4	r 196.7
Norway	142	76.4	r 20.2	r 17.3	r 14.4	r 12.1	r 16.6	333.7	r 61.4	r 98.9	r 71.8	r 77.4	r 63.6
San Marino	135	0.0	r 0.2	r 0.1	0.1	r 0.1	r 0.0
Singapore	576	11,861.0	r 2,976.4	r 2,950.9	r 3,477.6	r 3,362.3	r 3,317.0	14,548.3	r 4,375.5	r 3,669.8	r 4,095.7	r 4,851.2	r 4,865.5
Sweden	144	144.7	r 43.2	r 36.3	r 37.5	r 32.6	r 45.7	526.2	r 145.4	r 121.3	r 150.6	r 139.6	r 187.1
Switzerland	146	2,199.9	r 442.4	r 406.0	r 331.6	r 64.9	r 314.8	723.8	r 163.6	r 163.5	r 313.2	r 126.9	r 93.4
Taiwan Prov.of China	528	938.5	r 952.0	r 1,056.8	r 995.2	r 1,151.6	r 870.1	2,889.9	r 740.7	r 739.8	r 897.8	r 950.3	r 893.6
United Kingdom	112	1,590.4	r 349.6	r 345.8	r 375.2	r 337.0	r 371.0	893.8	r 259.5	r 199.5	r 227.6	r 338.5	r 331.2
United States	111	16,172.0	r 4,428.6	r 4,208.0	r 4,628.8	r 4,545.0	r 4,601.1	7,319.2	r 1,879.0	r 1,931.7	r 2,056.2	r 2,349.4	r 2,338.2
Vatican	187	0.0	r 0.1	r 0.0	r 0.0	r 0.0	r 0.0
Emerg. & Dev. Economies	200	62,035.2	20,302.8	19,378.4	21,686.1	23,352.0	22,239.2	70,310.6	22,364.3	18,011.4	19,353.5	26,309.9	22,866.7
Emerg. & Dev. Asia	505	45,472.3	15,451.7	15,008.0	16,818.4	18,838.9	17,588.0	53,997.1	17,540.5	13,976.1	14,723.1	17,886.3	17,448.4
American Samoa	859	1.2	r 0.2	r 0.5	r 0.3	r 0.2	r 0.2	2.1	r 0.3	r 0.8	r 3.4	r 1.9	r 12.0
Bangladesh	513	1,266.7	r 356.9	r 385.8	r 397.7	r 456.2	r 482.2	68.4	r 17.4	r 15.8	r 21.8	r 14.9	r 25.3
Bhutan	514	0.1	r 0.0	r 0.6	r 0.0	r 0.0	r 0.2	r 0.0	r 0.0	r 0.0	r 0.0
Brunei Darussalam	516	88.7	r 16.1	r 17.1	r 16.4	r 15.0	r 11.9	87.7	r 4.1	r 6.4	r 30.7	r 1.6	r 1.3
Cambodia	522	426.9	r 182.8	r 193.6	r 137.4	r 114.4	25.3	r 6.2	r 5.0	r 7.3	r 7.0	r 8.3
China,P.R.: Mainland	924	16,790.8	r 5,172.2	r 4,714.4	r 5,853.0	r 7,309.7	r 6,780.3	30,800.5	r 7,781.6	r 8,178.6	r 9,091.8	r 9,468.7	r 10,223.5
Fiji	819	27.8	r 4.7	r 4.8	r 7.7	r 5.8	r 5.7	1.2	r 0.1	r 0.2	r 0.2	r 0.1	r 0.1
F.T. French Polynesia	887	8.1	r 1.8	r 2.5	r 1.9	r 1.7	r 2.4	0.3	r 0.1	r 0.0	r 0.0	r 0.0	r 0.0
F.T. New Caledonia	839	10.3	r 3.9	r 3.7	r 3.4	r 3.3	0.2	r 0.2	r 0.2	r 0.2	r 0.4	r 0.1
Guam	829	1.3	r 0.8	r 0.8	r 0.1	r 0.0	r 0.0	r 0.0	r 0.0
India	534	10,103.9	r 3,454.1	r 3,477.5	r 3,406.9	r 3,745.0	r 3,209.2	2,872.7	r 1,009.5	r 361.5	r 2,594.4	r 1,118.7
Kiribati	826	1.9	r 0.6	r 0.4	r 1.1	r 0.6	r 0.4	0.0	r 0.0	r 0.0
Lao People's Dem.Rep	544	5.9	r 1.1	r 0.7	r 0.6	r 1.8	r 1.2	4.2	r 5.0	r 2.8	r 3.2	r 11.6	r 8.1
Malaysia	548	1,646.8	r 2,144.6	r 1,937.1	r 2,110.1	r 2,275.7	r 2,306.7	7,200.9	r 2,281.3	r 2,078.1	r 1,988.7	r 2,710.6	r 2,183.6
Maldives	556	39.2	r 9.2	r 8.6	r 9.2	r 10.6	r 12.4	0.1	r 0.0	r 0.0	r 0.0	r 0.0	r 0.5

Indonesia (536)

In Millions of U.S. Dollars

		Exports (FOB)						Imports (CIF)					
		2016	2017Q1	2017Q2	2017Q3	2017Q4	2018Q1	2016	2017Q1	2017Q2	2017Q3	2017Q4	2018Q1
Marshall Islands	867	0.3	r 0.1	r 0.0	r 0.1	r 0.1	r 0.1	15.9	r 9.4	r 33.0	r 7.1	r 13.8	r 6.4
Micronesia	868	225.9	r 0.1	r 0.1	r 0.2	r 0.2	r 45.7	1.5	r 0.3	r 0.1	r 0.5	r 0.3	r 0.0
Mongolia	948	5.7	r 1.3	r 2.2	r 2.1	r 2.3	r 1.5	0.1	r 1.3	r 7.9	r 0.2	r 0.2	r 0.3
Myanmar	518	615.7	r 184.5	r 167.1	r 208.1	r 269.9	r 273.2	113.3	r 42.0	r 37.8	r 35.1	r 27.9	r 49.7
Nauru	836	0.3	r 0.1	r 0.0	r 0.1	r 0.1	r 0.1	r 0.0	r 0.0	r 0.0	r 0.0	r 0.0
Nepal	558	13.8	r 2.7	r 1.3	r 2.9	r 2.0	r 3.1	0.1	r 0.1	r 0.0	r 0.0	r 0.1	r 0.1
Palau	565	41.8	r 0.4	r 0.0	r 0.0	r 0.0	r 0.0	r 0.0
Papua New Guinea	853	150.4	r 43.8	r 43.0	r 46.5	r 41.6	r 69.5	28.8	r 5.2	r 4.3	r 7.1	r 9.7	r 10.5
Philippines	566	5,270.9	r 1,429.5	r 1,495.5	r 1,827.4	r 1,874.8	r 1,524.0	821.8	r 214.7	r 197.7	r 213.9	r 206.5	r 228.1
Samoa	862	6.1	r 1.6	r 1.3	r 1.6	r 1.4	r 2.1	1.1	r 0.0	r 0.1	r 0.3	r 0.4	r 0.5
Solomon Islands	813	11.8	r 3.1	r 4.0	r 4.8	r 4.6	r 4.5	0.8	r 0.4	r 0.1	r 0.0	r 0.1
Sri Lanka	524	262.2	r 72.3	r 67.0	r 81.1	r 72.3	r 73.3	44.3	r 9.6	r 11.6	r 11.1	r 12.2	r 11.4
Thailand	578	5,394.1	r 1,571.5	r 1,559.8	r 1,685.1	r 1,645.7	r 1,741.7	8,666.9	r 2,161.8	r 2,279.9	r 2,493.5	r 2,100.4	r 2,577.4
Timor-Leste	537	0.7	r 1.0	r 81.8	r 63.0	r 82.4	r 0.1	9.8	r 0.5	r 0.5	r 0.5	r 0.5
Tonga	866	3.1	r 0.6	r 0.7	r 1.0	r 1.0	r 0.7	r 0.0	r 0.0	r 0.0	r 0.0	r 0.0
Vanuatu	846	3.7	r 0.7	r 1.2	r 1.7	r 1.1	r 0.8	r 0.0	r 0.0	r 0.0	r 0.0	r 0.0
Vietnam	582	3,045.6	r 789.3	r 835.4	r 945.9	r 1,017.0	r 916.8	3,228.4	r 818.9	r 750.2	r 804.0	r 702.7	r 969.3
Asia n.s.	598	0.8	r 0.3	r 0.2	r 0.2	r 0.1	r 0.0	0.5	r 3,170.5	r 3.7	r 2.3	r 0.4	r 13.2
Europe	170	3,318.0	907.5	879.0	898.6	804.5	973.8	2,761.0	684.0	808.5	869.3	1,887.4	953.7
Emerg. & Dev. Europe	903	1,660.9	437.0	432.8	490.3	509.6	641.3	674.4	213.9	177.9	297.9	195.2	289.0
Albania	914	10.5	r 1.6	r 2.5	r 3.7	r 2.5	r 1.6	0.2	r 0.0	r 0.0	r 0.0	r 0.1	r 0.1
Bosnia and Herzegovina	963	2.3	r 0.2	r 0.4	r 0.4	r 0.2	r 0.2	0.4	r 0.1	r 2.2	r 0.1	r 0.2	r 0.2
Bulgaria	918	44.6	r 12.1	r 14.6	r 17.7	r 14.2	r 107.1	75.3	r 16.6	r 8.0	r 11.8	r 15.3	r 27.5
Croatia	960	49.1	r 8.9	r 8.5	r 15.3	r 12.6	r 10.7	13.8	r 5.4	r 9.5	r 1.4	r 4.0	r 20.0
Faroe Islands	816	0.0	0.2	r 0.0
Hungary	944	60.8	r 16.0	r 14.9	r 19.0	r 14.9	r 14.3	61.5	r 19.9	r 15.1	r 13.1	r 17.1	r 19.5
Macedonia, FYR	962	0.6	r 0.4	r 0.5	r 0.6	r 0.4	r 0.3	1.5	r 0.1	r 0.4	r 4.2	r 0.3	r 6.9
Montenegro	943	3.7	r 0.6	r 0.9	r 1.5	r 1.1	r 1.4	r 0.0	r 0.0	r 1.1	r 0.0	r 0.0
Poland	964	370.0	r 93.6	r 82.9	r 106.6	r 101.9	r 126.8	143.1	r 31.2	r 32.5	r 39.2	r 28.6	r 44.3
Romania	968	92.5	r 26.9	r 33.3	r 34.1	r 31.1	r 25.6	42.1	r 12.3	r 9.6	r 11.3	r 13.5	r 12.8
Serbia, Republic of	942	2.8	r 0.9	r 1.1	r 0.8	r 1.4	r 0.9	25.3	r 5.5	r 4.4	r 2.1	r 4.4	r 5.1
Turkey	186	1,024.1	r 275.8	r 273.3	r 290.6	r 329.3	r 352.5	311.2	r 122.9	r 96.2	r 213.5	r 111.7	r 152.6
CIS	901	1,657.1	470.5	446.1	408.3	294.9	332.4	2,086.6	470.1	630.6	571.3	1,692.2	664.8
Armenia	911	2.2	r 0.8	r 1.2	r 1.3	r 1.0	r 0.9	0.0	r 0.0	r 0.0	r 0.0	r 0.1	r 0.2
Azerbaijan, Rep. of	912	1.0	r 2.4	r 0.2	r 0.2	r 0.4	r 0.5	483.1	r 62.3	r 180.0	r 55.9	r 194.2	r 128.4
Belarus	913	2.9	r 0.4	r 0.4	r 1.4	r 1.3	r 0.3	163.7	r 47.4	r 50.4	r 83.4	r 39.9	r 43.0
Georgia	915	57.9	r 17.2	r 17.2	r 16.2	r 8.4	r 13.7	0.3	r 0.3	r 0.5	r 0.1	r 0.1	r 0.1
Kazakhstan	916	7.2	r 2.2	r 2.6	r 3.3	r 7.3	r 3.6	2.9	r 7.6	r 5.7	r 6.0	r 16.3	r 5.4
Kyrgyz Republic	917	1.5	r 0.2	r 0.1	r 0.1	r 0.2	r 0.7	0.4	r 0.0	r 0.1	r 0.0	r 0.1	r 0.0
Moldova	921	0.4	r 0.3	r 0.2	r 0.1	13.8	r 1.8	r 2.4	r 4.7	r 18.6	r 4.0
Russian Federation	922	1,261.6	r 338.2	r 327.3	r 286.0	r 274.2	r 267.2	850.6	r 309.5	r 310.3	r 271.4	r 737.7	r 392.6
Tajikistan	923	1.2	r 1.2	r 0.6	r 0.3	r 0.6	r 0.3	r 0.0	r 0.0
Turkmenistan	925	7.5	r 2.0	r 0.9	r 0.8	r 0.7	r 0.5	2.2	r 0.6	r 0.4	r 0.6	r 0.2	r 0.2
Ukraine	926	310.4	r 105.2	r 94.9	r 96.9	r 43.6	562.3	r 34.9	r 68.6	r 138.3	r 669.5	r 80.6
Uzbekistan	927	3.5	r 0.5	r 0.8	r 1.6	r 0.7	r 1.0	7.3	r 5.6	r 12.2	r 10.9	r 15.6	r 10.3
Mid East, N Africa, Pak	440	7,874.2	2,292.2	2,099.3	2,229.8	2,155.9	2,136.1	6,610.1	2,374.4	1,855.0	2,027.7	3,332.0	2,421.4
Afghanistan, I.R. of	512	16.2	r 7.4	r 4.7	r 3.3	r 4.8	r 4.4	0.0	r 0.0	r 0.0	r 0.0	r 0.0	r 0.0
Algeria	612	133.7	r 57.3	r 45.3	r 55.3	r 49.1	r 52.1	382.2	r 49.3	r 85.3	r 109.0	r 113.4	r 81.6
Bahrain, Kingdom of	419	40.1	r 10.8	r 12.2	r 12.4	r 12.0	r 13.2	61.3	r 158.6	r 18.3
Djibouti	611	211.3	r 47.6	r 66.6	r 49.8	r 38.5	r 45.5	0.1	r 0.2	r 0.0	r 0.0	r 0.0
Egypt	469	1,110.4	r 370.6	r 264.8	r 285.9	r 332.3	r 247.4	352.1	r 117.8	r 51.0	r 26.5	r 162.8	r 38.2
Iran, I.R. of	429	235.2	r 82.3	r 54.4	r 85.6	r 89.9	r 94.3	103.4	r 123.2	r 38.6	r 92.4	r 192.6	r 168.5
Iraq	433	91.1	r 36.1	r 26.1	r 31.2	r 32.7	r 33.0	0.1	r 0.0	r 0.0	r 0.2	r 0.0	r 0.0
Jordan	439	90.2	r 23.5	r 23.5	r 27.5	r 30.1	r 29.4	165.8	r 55.0	r 47.1	r 53.1	r 193.8	r 37.2
Kuwait	443	121.7	r 25.0	r 27.7	r 34.2	r 42.7	r 39.1	293.1	r 56.3	r 139.9	r 69.9	r 82.7	r 34.9
Lebanon	446	76.4	r 21.0	r 17.6	r 21.1	r 24.0	r 27.1	1.7	r 2.7	r 1.9
Libya	672	19.6	r 3.8	r 2.2	r 3.9	r 4.6	r 4.6	43.2	r 0.0	r 51.4	r 0.1	r 52.6	r 123.7
Mauritania	682	71.0	r 32.7	r 40.5	r 26.2	r 0.5	r 1.9	r 0.2
Morocco	686	95.6	r 21.6	r 25.9	r 19.1	r 19.2	r 22.6	62.3	r 29.6	r 32.1	r 46.8	r 32.3	r 20.7
Oman	449	201.9	r 66.2	r 51.1	r 56.8	r 83.5	r 65.5	61.4	r 51.2	r 76.8	r 85.1	r 133.4	r 77.7

Indonesia (536)

In Millions of U.S. Dollars

		Exports (FOB)						Imports (CIF)					
		2016	2017Q1	2017Q2	2017Q3	2017Q4	2018Q1	2016	2017Q1	2017Q2	2017Q3	2017Q4	2018Q1
Pakistan	564	2,018.2	r 613.7	r 544.1	r 638.8	r 601.6	r 558.1	157.3	r 69.6	r 40.6	r 29.5	r 99.1	r 78.7
Qatar	453	57.5	r 15.4	r 13.9	r 23.7	r 21.8	r 23.8	857.4	r 164.9	r 176.3	r 220.4	r 334.2	r 247.5
Saudi Arabia	456	1,333.1	r 391.5	r 344.5	r 343.3	r 301.1	r 361.1	2,725.0	r 801.9	r 642.1	r 809.0	r 1,259.9	r 1,060.9
Somalia	726	42.4	r 18.8	r 16.8	r 25.8	r 14.0	r 15.7	r 0.0
Sudan	732	72.4	r 15.1	r 13.8	r 15.3	r 16.9	r 11.8	1.7	r 10.4	r 20.3	r 1.5	r 70.2	r 25.7
Syrian Arab Republic	463	25.9	r 10.4	r 5.7	r 7.6	r 11.1	r 9.7	1.4	r 0.0	r 0.0	r 0.0
Tunisia	744	38.0	r 19.4	r 10.1	r 14.9	r 10.8	r 16.0	22.8	r 8.8	r 17.1	r 4.2	r 2.2	r 6.1
United Arab Emirates	466	1,612.1	r 366.0	r 446.1	r 423.0	r 394.9	r 426.5	1,316.2	r 672.3	r 434.4	r 479.8	r 602.8	r 398.8
West Bank and Gaza	487	2.2	r 0.6	r 0.5	r 0.9	r 0.1	r 0.9	0.3	r 0.2	r 0.2	r 0.0	r 0.6
Yemen, Republic of	474	157.9	r 35.6	r 41.3	r 23.9	r 20.4	r 34.3	1.0	r 1.9	r 0.2
Sub-Saharan Africa	603	2,344.3	759.4	620.7	772.0	663.7	689.8	2,603.4	966.9	488.4	879.2	1,489.6	1,174.5
Angola	614	57.7	r 19.6	r 18.5	r 29.6	r 22.5	r 21.6	235.2	r 88.0	r 0.0	r 106.9	r 264.1	r 184.9
Benin	638	197.0	r 65.2	r 46.1	r 67.6	r 22.3	r 49.7	18.8	r 3.6	r 3.8	r 2.9	r 1.9	r 2.0
Botswana	616	0.2	r 0.1	r 0.0	r 0.0	r 0.1	r 0.1	0.0	r 0.0	r 0.0	r 0.0	r 0.0	r 0.0
Burkina Faso	748	11.7	r 6.3	r 3.3	r 2.6	r 1.9	r 1.6	28.1	r 4.4	r 5.1	r 5.4	r 1.0	r 0.8
Burundi	618	0.5	r 0.1	r 0.1	r 0.4	r 0.4	r 0.6	r 0.0
Cabo Verde	624	0.5	r 0.2	r 0.3	r 0.2	r 0.3	r 0.2	0.0	r 0.0	r 0.0	r 0.0	r 0.1
Cameroon	622	28.3	r 3.9	r 4.3	r 4.9	r 7.2	r 4.7	65.4	r 35.7	r 18.4	r 15.1	r 11.6	r 31.0
Central African Rep.	626	0.2	r 0.0	r 0.0	r 0.1	r 0.1	r 0.1	4.0	r 1.0	r 0.7	r 0.1	r 0.4	r 0.2
Chad	628	2.1	r 0.1	r 0.0	r 0.2	r 0.0	2.2	r 0.3	r 0.4	r 1.8	r 0.5	r 0.1
Comoros	632	2.1	r 0.9	r 1.2	r 1.3	r 1.0	r 0.8	1.7	r 2.2	r 4.5	r 2.4	r 0.6	r 3.1
Congo, Dem. Rep. of	636	r 2.2	r 2.2	r 2.2	r 2.2	r 65.3	r 65.3	r 65.3	r 65.3
Congo, Republic of	634	47.3	r 13.7	r 15.2	r 8.9	r 14.7	r 15.2	154.1	r 1.0	r 0.8	r 1.5	r 0.7	r 1.5
Côte d'Ivoire	662	52.1	r 9.0	r 8.0	r 8.4	r 11.4	r 14.4	52.6	r 30.1	r 31.4	r 48.9	r 30.7	r 25.4
Equatorial Guinea	642	2.8	r 0.6	r 1.3	r 1.4	r 1.3	r 1.3	87.2	r 0.0	r 22.3
Eritrea	643	0.3	r 0.1	r 0.0	0.0	r 0.0	r 0.0	r 0.0	r 0.0
Ethiopia	644	42.4	r 8.6	r 10.9	r 9.6	r 9.7	r 7.9	23.7	r 4.5	r 2.8	r 16.2	r 6.0	r 7.7
Gabon	646	10.5	r 3.2	r 3.1	r 2.3	r 1.6	r 2.2	88.2	r 362.2	r 0.2
Gambia, The	648	24.9	r 11.7	r 15.2	r 15.0	r 5.1	r 12.2	r 0.0	r 0.0	r 0.0	r 0.0	r 0.0
Ghana	652	109.9	r 26.4	r 30.4	r 25.2	r 26.0	r 30.5	7.5	r 2.4	r 4.5	r 3.6	r 2.4	r 5.8
Guinea	656	29.1	r 6.7	r 5.8	r 15.8	r 5.7	r 12.4	0.9	r 0.2	r 0.2	r 0.2	r 0.2
Guinea-Bissau	654	2.9	r 1.3	r 0.9	r 1.7	r 0.1	r 0.4
Kenya	664	200.8	r 96.3	r 50.0	r 81.2	r 63.2	r 53.3	10.0	r 2.6	r 3.3	r 3.1	r 3.3	r 4.2
Lesotho	666	0.0	r 0.0	r 0.0	r 0.0	r 0.0	r 0.0	0.2	r 0.1	r 0.0	r 0.0	r 0.1
Liberia	668	19.4	r 8.0	r 7.3	r 5.5	r 8.1	r 10.7	4.4	r 0.0	r 4.7	r 40.8	r 7.9	r 0.0
Madagascar	674	46.0	r 17.4	r 17.3	r 18.4	r 18.9	r 12.7	54.8	r 17.6	r 54.0	r 26.2	r 6.6	r 38.0
Malawi	676	11.2	r 4.4	r 2.7	r 4.0	r 3.7	r 4.0	7.8	r 1.4	r 6.2	r 2.0	r 2.5	r 0.9
Mali	678	5.6	r 0.7	r 1.3	r 2.0	r 1.2	r 0.6	26.8	r 13.2	r 5.0	r 6.7	r 1.5	r 2.0
Mauritius	684	49.7	r 6.9	r 7.3	r 10.3	r 28.7	r 22.3	1.0	r 0.3	r 3.2	r 3.8	r 0.1	r 0.1
Mozambique	688	35.1	r 16.5	r 13.5	r 11.3	r 12.8	r 7.7	9.4	r 1.2	r 1.7	r 20.2	r 4.3	r 2.0
Namibia	728	0.8	r 0.2	r 0.3	r 0.2	r 0.5	r 0.2	3.3	r 0.0	r 0.0	r 0.0	r 1.9	r 0.3
Niger	692	9.8	r 1.9	r 1.9	r 1.3	r 0.7	r 0.3	0.0	r 0.6	r 0.0	r 0.1	r 0.1	r 0.0
Nigeria	694	310.8	r 86.2	r 87.8	r 84.5	r 85.3	r 94.0	1,288.0	r 314.4	r 252.4	r 455.7	r 562.5	r 597.2
Rwanda	714	6.2	r 0.8	r 2.1	r 1.7	r 2.8	r 4.7	0.1	r 0.0	r 0.0	r 0.0	r 0.0
São Tomé & Príncipe	716	0.6	r 0.4	r 0.5	r 0.1	r 0.2	0.2	r 0.3	r 0.0	r 0.0	r 0.0
Senegal	722	72.6	r 31.0	r 18.3	r 20.3	r 25.5	r 18.4	9.3	r 0.3	r 2.8	r 0.3	r 0.2	r 0.4
Seychelles	718	4.2	r 0.6	r 1.0	r 1.1	r 1.2	r 0.5	7.1	r 0.2	r 1.7	r 0.6	r 0.6	r 0.2
Sierra Leone	724	4.3	r 9.5	r 7.2	r 6.3	r 5.0	r 6.6	0.4	r 0.0	r 0.0	r 0.0	r 0.0	r 0.1
South Africa	199	727.9	r 193.5	r 150.4	r 197.2	r 163.2	r 162.6	290.8	r 26.1	r 467.7	r 187.6
South Sudan, Rep. of	733	r 0.1	r 0.0
Swaziland	734	1.6	r 0.5	r 0.9	r 0.4	r 0.4	r 0.3	1.1	r 0.1	r 0.2	r 1.1	r 0.9	r 0.3
Tanzania	738	154.5	r 72.1	r 48.8	r 92.4	r 64.2	r 54.5	68.9	r 5.6	r 4.1	r 3.7	r 10.7	r 34.4
Togo	742	52.1	r 29.8	r 32.1	r 33.1	r 37.7	r 55.8	10.2	r 1.0	r 3.2	r 5.0	r 0.7	r 2.1
Uganda	746	6.4	r 2.4	r 2.5	r 2.7	r 3.3	r 2.8	15.7	r 7.1	r 7.8	r 5.9	r 2.0	r 3.6
Zambia	754	2.0	r 0.2	r 0.7	r 0.8	r 0.4	r 0.7	16.6	r 2.3	r 4.2	r 0.2
Zimbabwe	698	0.3	r 3.0	r 1.1	7.9	r 5.3	r 26.4	r 15.4
Africa n.s.	799	0.0	r 0.0	r 0.0	r 0.1	r 0.0
Western Hemisphere	205	3,026.5	892.0	771.4	967.3	889.0	851.5	4,339.0	798.4	883.3	854.2	1,714.6	868.7
Anguilla	312	0.2	r 0.0	r 0.0	r 0.0	r 0.0	r 0.0	0.1	r 0.0	r 0.0	r 0.0	r 0.1	r 0.0
Antigua and Barbuda	311	1.1	r 0.1	r 0.1	r 0.5	r 0.2	r 0.3	0.1	r 0.0	r 0.0	r 0.0	r 0.0

Indonesia (536)

In Millions of U.S. Dollars

		Exports (FOB)						Imports (CIF)					
		2016	2017Q1	2017Q2	2017Q3	2017Q4	2018Q1	2016	2017Q1	2017Q2	2017Q3	2017Q4	2018Q1
Argentina	213	219.6	r 56.9	r 59.8	r 80.7	r 69.0	r 68.0	1,373.6	r 209.9	r 337.3	r 300.7	r 508.5	r 291.9
Aruba	314	0.9	r 0.1	r 0.1	r 0.2	r 0.1	r 0.3	r 0.0	r 0.0	r 0.0	r 0.0
Bahamas, The	313	0.6	r 0.2	r 0.2	r 0.1	r 0.2	r 0.3	0.0	r 0.0	r 0.0	r 0.0
Barbados	316	2.9	r 1.3	r 1.1	r 1.4	r 0.9	r 1.3	0.1	r 0.1	r 0.0	r 0.1	r 0.0	r 0.0
Belize	339	0.6	r 0.1	r 0.2	r 0.1	r 0.2	r 0.1	2.5	r 3.1	r 0.2	r 0.0	r 0.2	r 0.3
Bermuda	319	1.5	r 0.3	r 0.4	r 0.6	r 0.3	r 0.2	1.8	r 0.0	r 0.0	r 0.0	r 0.0	r 0.0
Bolivia	218	9.2	r 4.3	r 7.5	r 5.0	r 4.6	r 2.8	0.3	r 0.1	r 0.0	r 0.1	r 0.1	r 0.3
Brazil	223	1,102.0	r 308.4	r 246.7	r 345.4	r 329.2	r 278.9	2,402.4	r 388.1	r 365.4	r 452.8	r 972.5	r 440.9
Chile	228	21.1	r 31.1	r 41.5	r 40.6	r 45.3	r 29.6	83.3	r 16.6	r 71.8	r 17.2	r 14.5	r 15.0
Colombia	233	125.0	r 33.0	r 31.4	r 29.2	r 28.8	r 31.2	8.2	r 15.8	r 1.2
Costa Rica	238	54.0	r 5.5	r 5.1	r 5.8	r 5.1	r 8.9	5.7	r 1.6	r 14.6	r 0.6	r 0.6	r 0.8
Curacao	354	r 0.9	r 0.3	r 2.4	r 0.5
Dominica	321	0.6	r 0.1	r 0.2	r 0.2	r 0.2	r 0.6	1.0	r 13.8	r 0.0	r 0.0	r 0.0	r 9.4
Dominican Republic	243	51.8	r 13.0	r 13.6	r 13.9	r 12.9	r 17.2	10.4	r 1.6	r 3.4	r 3.9	r 1.6	r 3.4
Ecuador	248	57.5	r 11.9	r 14.6	r 14.9	r 15.9	r 17.1	48.3	r 20.9	r 14.2	r 12.9	r 36.0	r 33.4
El Salvador	253	15.3	r 5.2	r 5.2	r 4.3	r 3.3	r 4.8	24.6	r 0.4	r 39.2	r 0.4	r 0.3	r 0.3
Greenland	326	r 0.0	r 0.0	r 0.0	0.2	r 0.0	r 0.0	r 0.0	r 0.0
Grenada	328	0.8	r 0.1	r 0.2	r 0.1	r 0.2	r 0.2	r 0.0	r 0.0	r 0.0	r 0.0	r 0.0
Guatemala	258	38.9	r 13.0	r 9.7	r 9.1	r 7.7	r 8.7	19.4	r 46.2	r 0.1	r 0.1	r 0.1	r 0.1
Guyana	336	2.0	r 0.6	r 0.5	r 0.8	r 0.8	r 0.6	r 0.0	r 0.0	r 0.0	r 0.0	r 0.0
Haiti	263	108.5	r 22.9	r 26.4	r 33.5	r 37.6	r 21.4	0.2	r 0.1	r 0.0	r 0.0	r 0.0	r 0.0
Honduras	268	13.1	r 4.1	r 4.7	r 5.2	r 4.5	r 5.7	13.5	r 0.2	r 1.7	r 0.5	r 0.2	r 0.3
Jamaica	343	19.7	r 4.2	r 3.3	r 3.4	r 4.2	r 3.2	0.5	r 0.2	r 0.1	r 0.0	r 2.8	r 0.0
Mexico	273	815.1	r 291.0	r 212.0	r 270.1	r 214.0	r 225.8	177.0	r 14.0	r 18.5	r 18.7	r 148.8	r 51.3
Netherlands Antilles	353	3.8	r 0.6	2.0	r 0.2
Nicaragua	278	15.5	r 2.4	r 3.6	r 4.0	r 2.5	r 5.7	3.8	r 0.1	r 0.1	r 0.1	r 0.0	r 0.1
Panama	283	98.6	r 18.7	r 25.1	r 27.4	r 32.0	r 21.0	3.9	r 29.1	r 2.6
Paraguay	288	18.9	r 5.0	r 5.0	r 5.7	r 6.3	r 5.7	62.9	r 7.7	r 0.0	r 28.4	r 2.7	r 0.5
Peru	293	159.1	r 42.1	r 37.9	r 44.7	r 42.1	r 73.2	59.3	r 22.7	r 11.7	r 8.2	r 20.4	r 14.8
St. Kitts and Nevis	361	1.0	r 0.2	r 0.1	r 0.2	r 0.3	r 0.1	r 0.0	r 0.0
St. Lucia	362	1.0	r 0.1	r 0.3	r 0.1	r 0.2	r 0.1	0.1	r 0.0	r 0.0	r 0.0	r 0.0
St. Vincent & Grens.	364	0.3	r 0.5	r 0.1	r 0.0	r 0.2	r 0.1	r 0.8	r 0.8	r 0.8	r 0.8	r 0.2
Suriname	366	5.1	r 1.7	r 0.9	r 1.6	r 1.0	r 1.5	r 0.0	r 0.0	r 0.0	r 0.0	r 0.0
Trinidad and Tobago	369	17.2	r 3.3	r 4.9	r 6.4	r 5.3	r 4.7	2.9	r 0.0	r 0.0	r 0.0	r 0.0
Uruguay	298	29.9	r 7.0	r 6.2	r 7.7	r 11.4	r 9.7	25.1	r 1.7	r 3.4	r 5.8	r 2.7	r 1.3
Venezuela, Rep. Bol.	299	13.4	r 2.3	r 2.4	r 1.2	r 2.2	r 1.5	0.3	r 0.0	r 0.1	r 2.0	r 0.2	r 0.0
Western Hem. n.s.	399	0.3	r 0.4	r 0.3	r 0.5	r 0.4	r 0.4	5.8	r 3.6	r 0.7	r 0.8	r 0.8	r 0.5
Other Countries n.i.e	910	18.3	1.9	0.9	3.6	2.4	2.7	3.2	0.6	60.8	1.3	0.2	0.3
Cuba	928	12.8	r 1.8	r 0.8	r 3.5	r 2.4	r 2.7	1.8	r 0.5	r 60.0	r 0.3	r 0.1	r 0.2
Korea, Dem. People's Rep.	954	5.5	r 0.1	r 0.1	r 0.1	r 0.0	1.4	r 0.1	r 0.8	r 1.0	r 0.1	r 0.2
Countries & Areas n.s.	898	r 12.0	r 16.5	r 32.5	120.3	r 4.6	r 5.0	r 4.2	r 3.8	r 12.8
Memorandum Items													
Africa	605	3,008.7	971.9	839.8	978.5	812.2	853.5	3,072.5	1,065.7	645.1	1,041.0	1,707.7	1,308.7
Middle East	405	5,175.3	1,458.6	1,331.5	1,381.2	1,401.0	1,409.9	5,983.7	2,206.0	1,657.6	1,836.5	3,014.7	2,208.4
European Union	998	14,492.1	4,122.8	3,964.1	4,135.1	4,154.4	4,075.0	10,774.7	2,865.7	2,760.2	3,326.9	2,868.0	3,500.2
Export earnings: fuel	080	6,024.0	1,629.7	1,681.2	1,646.8	1,614.9	1,623.0	9,195.5	3,266.8	2,416.0	2,811.9	4,586.2	3,581.2
Export earnings: nonfuel	092	130,821.7	39,132.8	37,750.7	41,796.1	43,521.3	42,422.0	126,355.4	36,895.5	32,590.1	36,343.0	41,807.3	40,044.5

Iran, Islamic Republic of (429)

In Millions of U.S. Dollars

		Exports (FOB)						Imports (CIF)					
		2016	2017Q1	2017Q2	2017Q3	2017Q4	2018Q1	2016	2017Q1	2017Q2	2017Q3	2017Q4	2018Q1
IFS World	
World	001	46,723.8	17,575.2	14,385.1	15,948.3	17,711.3	19,274.8	64,111.2	15,926.4	17,125.1	17,467.7	20,072.5	16,874.0
Advanced Economies	110	14,782.5	6,659.6	4,255.3	5,544.9	6,457.3	6,524.5	15,230.1	4,255.7	4,226.8	4,800.3	5,580.3	4,655.1
Euro Area	163	5,351.4	2,677.3	2,238.5	2,518.1	3,083.3	3,267.0	7,032.4	2,086.6	2,048.3	2,262.2	3,050.6	2,311.5
Austria	122	e 98.4	e 79.7	e 28.9	e 5.3	e 3.7	e 75.4	512.2	r 160.9	r 108.5	r 146.5	r 144.3	r 162.3
Belgium	124	e 169.9	e 44.9	e 25.8	e 37.8	e 37.3	e 45.6	512.4	r 155.2	r 153.1	r 155.4	r 167.4	r 152.4
Cyprus	423	e 0.6	e 0.2	e 0.1	e 0.1	e 0.0	e 0.2	181.3	r 46.9	r 45.9	r 47.0	r 47.7	r 44.8
Estonia	939	e 0.0	e 0.0	e 0.0	e 0.0	e 0.0	e 0.0	9.1	r 1.0	r 0.9	r 1.0	r 1.0	r 1.4
Finland	172	e 0.4	e 0.1	e 0.1	e 0.1	e 0.1	e 0.4	99.9	r 30.7	r 26.0	r 45.0	r 51.4	r 45.8
France	132	e 1,426.4	e 619.8	e 651.5	e 716.6	e 448.7	e 641.7	656.0	r 405.6	r 275.8	r 285.7	r 431.2	r 252.2
Germany	134	e 301.0	e 104.5	e 83.7	e 109.4	e 106.7	e 109.9	2,533.7	r 665.5	r 686.7	r 768.6	r 874.8	r 752.2
Greece	174	e 778.9	e 321.6	e 334.2	e 309.5	e 381.8	e 634.8	20.9	r 3.7	r 5.3	r 5.6	r 7.7	r 5.9
Ireland	178	e 0.3	e 1.7	e 0.1	e 0.1	e 0.1	e 0.1	136.8	r 29.8	r 70.9	r 115.2	r 76.0	r 108.0
Italy	136	e 1,082.8	e 811.1	e 766.6	e 731.4	e 1,294.1	e 948.1	1,133.3	r 296.8	r 317.4	r 316.4	r 376.4	r 334.5
Latvia	941	e 0.1	e 0.1	e 0.1	e 0.1	e 0.1	e 0.1	3.0	r 0.9	r 0.6	r 0.3	r 0.9	r 1.9
Lithuania	946	e 4.3	e 0.6	e 0.9	e 1.1	e 1.6	e 1.8	0.7	r 0.0	r 0.1	r 0.1	r 0.1	r 0.1
Luxembourg	137	e 0.1	e 0.0	e 0.0	e 0.0	e 0.1	e 0.1	15.3	r 4.7	r 4.4	r 4.5	r 4.7	r 5.6
Malta	181	e 0.3	e 0.1	e 0.0	e 0.1	e 0.0	e 0.0	1.1	r 0.3	r 0.2	r 0.4
Netherlands	138	e 526.1	e 359.2	e 60.5	e 202.8	e 167.4	e 131.3	893.2	r 178.4	r 253.2	r 274.9	r 699.2	r 295.7
Portugal	182	e 35.8	e 1.7	e 0.3	e 0.7	e 1.1	e 1.2	29.6	r 30.3	r 23.6	r 20.4	r 28.5	r 15.5
Slovak Republic	936	e 10.2	e 2.5	e 2.3	e 1.6	e 1.9	e 3.6	14.9	r 3.5	r 2.6	r 2.7	r 4.1	r 2.5
Slovenia	961	e 2.0	e 0.2	e 0.7	e 2.3	e 2.8	e 3.4	17.5	r 4.8	r 4.9	r 5.1	r 7.3	r 5.9
Spain	184	e 913.6	e 329.0	e 282.8	e 399.1	e 635.7	e 669.4	261.5	r 67.5	r 68.0	r 67.5	r 128.0	r 124.9
Australia	193	e 73.4	e 9.6	e 11.7	e 6.6	e 6.1	e 29.6	27.8	r 10.9	r 8.7	r 7.9	r 31.1	r 17.3
Canada	156	e 35.0	e 24.0	e 30.9	e 6.1	e 5.4	e 11.0	140.1	r 49.9	r 13.0	r 20.9	r 58.0	r 114.9
China,P.R.: Hong Kong	532	e 242.7	e 43.9	e 14.5	e 4.9	e 104.8	e 33.4	143.8	r 63.2	r 43.6	r 64.5	r 73.7	r 98.2
Czech Republic	935	e 3.1	e 1.0	e 0.9	e 0.5	e 1.5	e 1.9	29.2	r 9.0	r 10.4	r 9.3	r 8.6	r 10.2
Denmark	128	e 7.5	e 1.9	e 1.8	e 2.1	e 4.9	e 2.3	192.1	r 38.6	r 55.9	r 101.6	r 38.7	r 43.0
Iceland	176	e 0.8	e 0.2	e 0.2	e 0.2	e 0.2	e 0.2	0.2	r 0.0	r 0.0	r 0.4	r 0.0
Japan	158	e 3,170.2	e 1,173.8	e 488.8	e 713.0	e 985.3	e 1,165.6	471.2	r 188.2	r 168.7	r 168.7	r 181.7	r 195.8
Korea, Republic of	542	e 4,509.1	e 2,392.7	e 1,153.6	e 1,870.8	e 1,795.5	e 1,797.1	2,750.5	r 706.0	r 707.7	r 808.5	r 742.6	r 655.8
New Zealand	196	e 3.4	e 1.4	e 0.9	e 1.1	e 1.1	e 1.0	42.9	r 5.4	r 13.2	r 3.7	r 16.6	r 29.0
Norway	142	e 5.0	e 0.7	e 1.4	e 1.5	e 2.7	e 1.5	18.5	r 2.4	r 3.9	r 3.5	r 7.2	r 4.2
San Marino	135	0.1	r 0.0	r 0.0	r 0.0	r 0.0	r 0.0
Singapore	576	e 510.2	e 135.9	e 99.2	e 227.3	e 248.5	e 2.0	762.9	r 188.2	r 197.5	r 244.9	r 204.4	r 218.4
Sweden	144	e 12.7	e 3.2	e 3.1	e 3.5	e 3.7	e 4.2	275.9	r 107.5	r 78.2	r 139.5	r 217.5	r 110.0
Switzerland	146	e 20.4	e 4.8	e 25.5	e 5.0	e 8.9	e 15.1	2,337.0	r 568.2	r 592.9	r 592.1	r 625.5	r 561.0
Taiwan Prov.of China	528	e 698.6	e 157.9	e 164.8	e 168.4	e 181.8	e 170.9	483.1	r 106.9	r 118.0	r 116.0	r 135.1	r 113.7
United Kingdom	112	e 57.8	e 8.8	e 8.2	e 5.7	e 8.2	e 9.0	419.2	r 112.4	r 154.5	r 225.3	r 162.3	r 152.6
United States	111	e 81.1	e 22.5	e 11.3	e 10.3	e 15.5	e 12.5	103.1	r 12.4	r 12.3	r 31.1	r 26.6	r 19.7
Emerg. & Dev. Economies	200	31,937.0	10,914.7	10,128.8	10,402.4	11,252.8	12,749.4	39,073.6	9,189.7	10,160.5	9,977.2	11,359.9	9,584.5
Emerg. & Dev. Asia	505	22,327.9	7,939.7	6,784.9	6,819.8	7,684.1	9,031.3	10,899.4	2,758.7	3,323.8	2,935.8	3,259.4	2,854.4
American Samoa	859	0.7	r 0.2	r 0.2	r 0.2	r 0.2	r 0.2
Bangladesh	513	e 0.3	e 0.1	e 0.0	e 0.1	e 0.0	25.9	r 3.8	r 4.5	r 5.6	r 6.0	r 7.4
Brunei Darussalam	516	e 0.1	e 0.0	e 0.0	e 0.0	e 0.0	e 0.1	e 0.0	e 0.0	e 0.0	e 0.0
Cambodia	522	e 0.5	e 0.1	e 0.1	e 0.1	e 0.1	e 0.1
China,P.R.: Mainland	924	e 14,074.7	e 4,569.1	e 4,100.4	e 4,401.1	e 4,406.0	e 5,333.0	8,417.3	r 2,093.0	r 2,372.6	r 2,277.2	r 2,668.3	r 2,186.6
Fiji	819	e 0.1	e 0.0	e 0.0	e 0.0	e 0.0	e 0.0
F.T. New Caledonia	839	e 0.1	e 0.0	e 0.0	e 0.0	e 0.0	e 0.0
India	534	e 7,815.8	e 3,139.5	e 2,353.0	e 2,131.0	e 2,807.8	e 3,140.0	1,447.2	r 363.3	r 579.8	r 352.5	r 272.6	r 391.7
Indonesia	536	e 97.6	e 116.2	e 36.4	e 87.2	e 181.7	e 159.0	61.2	r 21.4	r 14.2	r 22.3	r 21.5	r 24.5
Malaysia	548	e 146.1	e 54.2	e 41.7	e 50.6	e 130.1	e 123.8	222.6	r 91.0	r 143.9	r 56.3	r 65.6	r 55.2
Mongolia	948	e 0.1	e 0.1	e 0.1	e 0.0	e 0.2	e 0.1	5.8	r 2.1	r 1.4	r 3.9	r 6.5	r 2.1
Myanmar	518	e 26.3	e 10.8	e 10.2	e 11.6	e 13.9	e 14.1
Nepal	558	e 0.1	e 0.0	e 0.0	e 0.0	e 0.0	e 0.0	0.0	r 0.0	r 0.0	r 0.0	r 0.0	r 0.0
Papua New Guinea	853	e 0.1	e 0.0	e 0.0	e 0.0	e 0.0	e 0.0
Philippines	566	e 1.6	e 15.5	e 69.5	e 0.1	e 0.4	e 0.9	163.8	r 42.4	r 40.6	r 44.1	r 45.3	r 38.3
Sri Lanka	524	e 6.6	e 1.9	e 1.9	e 2.7	e 3.6	e 5.0	63.1	r 14.0	r 15.3	r 18.5	r 16.9	r 13.1
Thailand	578	e 158.1	e 32.2	e 171.5	e 135.1	e 140.2	e 255.0	72.7	r 21.3	r 34.3	r 40.3	r 22.6	r 22.7
Vietnam	582	14.6	r 3.7	r 4.1	r 4.0	r 4.7	r 3.9

Iran, Islamic Republic of (429)

In Millions of U.S. Dollars

		Exports (FOB)						Imports (CIF)					
		2016	2017Q1	2017Q2	2017Q3	2017Q4	2018Q1	2016	2017Q1	2017Q2	2017Q3	2017Q4	2018Q1
Asia n.s.	598	404.3	r 102.3	r 112.9	r 110.9	r 129.1	r 108.6
Europe	170	5,649.4	2,028.5	2,247.4	2,224.0	2,027.3	2,238.4	8,962.0	1,529.4	1,387.7	1,721.2	1,956.4	1,516.7
Emerg. & Dev. Europe	903	4,754.2	1,760.3	1,941.5	1,973.9	1,665.1	1,882.2	5,574.5	974.2	904.7	1,018.3	1,184.9	933.6
Albania	914	e 2.3	e 0.3	e 0.5	e 1.1	e 0.5	e 0.7	0.1	r 0.1
Bosnia and Herzegovina	963	e 2.4	e 0.9	e 1.4	e 1.9	e 2.2	e 2.6	3.7	r 0.9	r 0.7	r 0.7	r 0.8	r 0.9
Bulgaria	918	e 26.3	e 33.7	e 4.7	e 8.4	e 9.2	e 9.6	77.1	r 20.0	r 19.7	r 10.0	r 10.6	r 10.2
Croatia	960	e 0.6	e 0.1	e 0.2	e 0.1	e 58.7	e 0.3	4.8	r 1.8	r 2.4	r 0.6	r 2.0	r 1.7
Faroe Islands	816	e 0.1	e 0.0	e 0.0	e 0.0	e 0.0	e 0.0
Hungary	944	e 44.8	e 0.5	e 0.6	e 0.8	e 0.7	e 0.7	35.0	r 9.4	r 12.7	r 10.9	r 23.8	r 10.8
Kosovo	967	e 1.8	e 0.5	e 0.8	e 1.5	e 1.4	e 2.3	e 0.0
Macedonia, FYR	962	e 4.5	e 0.9	e 1.2	e 1.2	e 1.2	e 2.7	7.8	r 1.9	r 2.0	r 1.9	r 1.9	r 2.7
Montenegro	943	e 0.6	e 0.1	e 0.1	e 0.1	e 0.1	e 0.3	1.5	r 0.4	r 0.4	r 0.4	r 0.4	r 0.4
Poland	964	e 120.4	e 55.2	e 4.6	e 4.7	e 9.5	e 69.2	40.1	r 15.0	r 15.1	r 17.7	r 14.2	r 14.8
Romania	968	e 108.5	e 7.0	e 16.7	e 12.1	e 13.4	e 13.1	464.9	r 124.1	r 118.1	r 198.5	r 186.2	r 131.1
Serbia, Republic of	942	e 8.2	e 1.3	e 1.2	e 5.8	e 5.5	e 5.0	3.5	r 0.9	r 0.7	r 0.5	r 0.8	r 1.1
Turkey	186	e 4,433.8	e 1,659.9	e 1,909.3	e 1,936.1	e 1,562.7	e 1,775.7	4,936.0	r 799.9	r 732.8	r 777.0	r 944.0	r 759.9
CIS	901	895.2	268.2	305.9	250.2	362.2	356.1	3,384.7	554.5	482.3	702.2	770.6	582.3
Armenia	911	e 155.6	e 32.4	e 42.8	e 52.0	e 41.9	e 43.3	24.2	r 4.1	r 6.5	r 8.6	r 6.6	r 7.6
Azerbaijan, Rep. of	912	e 152.0	e 55.9	e 62.1	e 42.7	e 65.9	e 58.8	13.8	r 1.7	r 1.0	r 0.8	r 1.2	r 1.7
Belarus	913	e 5.3	e 2.7	e 29.5	e 1.5	e 43.5	e 1.5	22.6	r 6.6	r 6.1	r 5.8	r 15.0	r 9.1
Georgia	915	e 79.8	e 16.8	e 25.3	e 30.0	e 27.2	e 23.3	31.2	r 9.7	r 11.3	r 17.4	r 12.8	r 12.4
Kazakhstan	916	e 43.1	e 12.9	e 15.5	e 14.7	e 21.1	e 24.5	102.3	r 16.4	r 20.8	r 26.1	r 27.5	r 27.8
Kyrgyz Republic	917	e 6.2	e 1.7	e 2.0	e 3.1	e 1.8	e 1.9	4.6	r 1.2	r 1.3	r 1.3	r 1.5	r 1.2
Moldova	921	e 1.5	e 0.4	e 0.4	e 0.4	e 0.5	e 0.4	0.2	r 0.0	r 0.1	r 0.1	r 0.1	r 0.1
Russian Federation	922	e 285.6	e 121.5	e 98.0	e 38.2	e 113.0	e 168.7	2,800.4	r 411.3	r 351.4	r 585.4	r 629.5	r 446.9
Tajikistan	923	e 128.5	e 17.3	e 24.5	e 31.8	e 31.6	e 22.6	19.2	r 4.9	r 5.4	r 5.3	r 6.1	r 5.2
Ukraine	926	e 37.7	e 6.5	e 6.0	e 35.7	e 15.9	e 11.2	262.4	r 72.4	r 49.5	r 23.0	r 37.3	r 42.5
Uzbekistan	927	103.8	r 26.3	r 29.0	r 28.5	r 33.1	r 27.9
Europe n.s.	884	2.9	r 0.7	r 0.8	r 0.8	r 0.9	r 0.8
Mid East, N Africa, Pak	440	3,607.6	809.5	966.6	1,268.7	1,421.3	1,395.3	18,290.2	4,644.4	5,135.4	5,051.6	5,871.8	4,945.9
Afghanistan, I.R. of	512	e 1,193.5	e 229.1	e 335.2	e 428.4	e 352.4	e 426.0	11.4	r 2.9	r 3.2	r 3.1	r 3.6	r 3.1
Algeria	612	e 21.2	e 9.4	e 5.1	e 1.5	e 2.5	e 3.0	0.0	r 0.0	r 0.0	r 0.0
Bahrain, Kingdom of	419	e 17.6	e 2.7	e 3.1	e 2.9	e 3.1	e 3.7	19.6	r 5.0	r 5.5	r 5.4	r 6.3	r 5.3
Djibouti	611	e 3.7	e 0.8	e 1.1	e 1.0	e 0.9	e 0.9	0.0	r 0.0	r 0.0	r 0.0	r 0.0	r 0.0
Egypt	469	19.1	r 4.8	r 5.3	r 5.2	r 6.1	r 5.1
Iraq	433	97.3	r 24.6	r 27.2	r 26.7	r 31.1	r 26.1
Jordan	439	e 104.5	e 28.0	e 4.0	e 39.2	e 24.6	e 7.9	15.1	r 5.4	r 1.0	r 2.3	r 9.5	r 7.1
Kuwait	443	e 189.6	e 44.6	e 43.3	e 39.6	e 42.6	e 40.9	83.5	r 21.1	r 23.3	r 22.9	r 26.7	r 22.4
Lebanon	446	e 42.4	e 14.5	e 10.7	e 15.4	e 18.0	e 17.1	36.3	r 7.4	r 6.4	r 13.6	r 6.0	r 5.7
Libya	672	e 1.6	e 0.4	e 0.4	e 0.4	e 0.5	e 0.4
Mauritania	682	e 0.1	e 0.0	e 0.0	e 0.0	e 0.0	e 0.0	e 0.0	e 0.0	e 0.0	e 0.0	e 0.0	e 0.0
Morocco	686	e 0.4	e 0.1	e 0.1	e 0.2	e 0.7	e 0.8	1.4	r 0.2	r 1.0	r 1.0	r 0.5	r 0.7
Oman	449	e 605.9	e 68.8	e 89.1	e 133.2	e 181.7	e 152.3	60.9	r 30.5	r 45.9	r 45.1	r 52.5	r 44.2
Pakistan	564	e 304.8	e 56.4	e 67.2	e 83.2	e 102.1	e 66.6	62.7	r 9.2	r 11.5	r 7.8	r 5.9	r 5.0
Qatar	453	e 79.6	e 8.6	e 8.9	e 20.6	e 39.3	e 56.0	4.1	r 0.5	r 3.4	r 0.3	r 0.3	r 0.3
Saudi Arabia	456	e 3.3	e 0.2	141.2	r 35.3	r 35.3	r 35.3	r 35.3	r 35.3
Sudan	732	e 27.2	e 2.7	e 4.5	e 4.7	e 32.1	e 44.1	0.1	r 0.0	r 0.0	r 0.0	r 0.0	r 0.0
Syrian Arab Republic	463	e 77.5	e 20.9	e 19.9	e 20.8	e 23.9	e 21.7	23.0	r 5.8	r 6.4	r 6.3	r 7.4	r 6.2
Tunisia	744	e 6.7	e 2.0	e 1.5	e 2.1	e 1.8	e 1.8	0.3	r 0.3	r 0.2	r 0.2	r 0.1	r 0.1
United Arab Emirates	466	e 913.8	e 317.3	e 369.0	e 472.0	e 591.8	e 548.9	17,714.1	r 4,491.5	r 4,959.8	r 4,876.3	r 5,680.4	r 4,779.2
Yemen, Republic of	474	e 14.2	e 3.1	e 3.7	e 3.3	e 3.4	e 3.2	0.0	r 0.0	r 0.0	r 0.0	r 0.0	r 0.0
Sub-Saharan Africa	603	218.3	73.2	79.8	75.5	82.1	73.4	62.1	14.9	23.8	29.6	35.1	29.5
Benin	638	e 1.0	e 0.2	e 0.3	e 0.3	e 0.3	e 0.3
Botswana	616	e 0.0	0.8	r 0.2	r 0.2	r 0.2	r 0.2	r 0.2
Burkina Faso	748	e 0.5	e 0.1	e 0.2	e 0.1	e 0.1	e 0.1	e 0.0	e 0.0	e 0.0	e 0.0	e 0.0	e 0.0
Burundi	618	e 0.0	e 0.1	e 0.1	e 0.0	e 0.1	e 0.0
Cameroon	622	e 1.0	e 1.8	e 2.3	e 2.2	e 2.5	e 2.2	0.3	r 0.1	r 0.1	r 0.1	r 0.1	r 0.1
Congo, Republic of	634	e 1.0	e 0.2	e 0.2	e 0.2	e 0.2	e 0.1
Côte d'Ivoire	662	e 0.7	e 0.2	e 0.2	e 0.2	e 0.2	e 0.2	0.0	r 0.0	r 0.0	r 0.0	r 0.0	r 0.0
Eritrea	643	e 0.4	e 0.1	e 0.1	e 0.1	e 0.1	e 0.1

Iran, Islamic Republic of (429)

In Millions of U.S. Dollars

		Exports (FOB)						Imports (CIF)					
		2016	2017Q1	2017Q2	2017Q3	2017Q4	2018Q1	2016	2017Q1	2017Q2	2017Q3	2017Q4	2018Q1
Ethiopia	644	e 72.9	e 16.7	e 21.2	e 15.7	e 17.4	e 13.7	0.2	r 0.0	r 0.0	r 0.0	r 0.0	r 0.0
Ghana	652	e 1.7	e 0.5	e 0.7	e 0.7	e 0.7	e 0.6	12.1	r 3.0	r 3.4	r 3.3	r 3.8	r 3.2
Guinea	656	e 0.1	e 0.0	e 0.0	e 0.0	e 0.0	e 0.0
Kenya	664	e 57.1	e 27.6	e 28.2	e 31.1	e 33.3	e 31.9	3.7	r 0.6	r 1.3	r 0.6	r 0.7	r 0.4
Madagascar	674	e 0.6	e 0.2	e 0.2	e 0.2	e 0.2	e 0.2	0.0	r 0.0	r 0.0	r 0.0	r 0.0	r 0.0
Malawi	676	e 0.0	e 0.0	e 0.0	e 0.0	e 0.0	e 0.0	3.5	r 0.9	r 1.0	r 1.0	r 1.1	r 0.9
Mali	678	e 1.1	e 0.2	e 0.3	e 0.3	e 0.3	e 0.3
Mauritius	684	e 0.2	e 0.1	e 0.1	e 0.0	e 0.0	e 0.1	0.3	r 0.1	r 0.2	r 0.3	r 0.1
Mozambique	688	e 13.1	e 4.4	e 3.8	e 4.4	e 5.0	e 4.5	10.5	r 2.7	r 2.9	r 2.9	r 3.3	r 2.8
Namibia	728	e 0.0	e 0.0	e 0.0	e 0.0	e 0.0	e 0.0	0.2	r 0.0	r 0.0	r 0.0	r 0.1	r 0.0
Niger	692	e 0.7	e 0.2	e 0.2	e 0.2	e 0.2	e 0.3
Nigeria	694	e 2.1	e 0.4	e 0.5	e 0.4	e 0.5	e 0.5
Rwanda	714	e 1.9	e 0.0	e 1.1	e 1.0	e 0.6	e 0.1	e 0.0
Senegal	722	e 26.0	e 6.1	e 9.0	e 5.7	e 9.9	e 5.2	r 0.0	r 0.0
Seychelles	718	e 0.1	e 0.0	e 0.0	e 0.0	e 0.0	e 0.0	6.1	r 1.5	r 1.7	r 1.7	r 1.9	r 1.6
Sierra Leone	724	e 2.0	e 0.2	e 0.2	e 0.2	e 0.2	e 0.2
South Africa	199	e 18.0	e 5.5	e 4.8	e 8.1	e 1.8	e 1.8	11.9	r 2.4	r 9.7	r 13.8	r 19.9	r 16.6
Swaziland	734	e 0.6	e 0.1	e 0.1	e 0.2	e 0.2	e 0.2
Tanzania	738	e 9.9	e 5.7	e 3.2	e 1.5	e 4.5	e 5.4	8.7	r 2.2	r 2.2	r 4.3	r 2.3	r 2.2
Togo	742	e 0.1	e 0.0	e 0.0	e 0.3	e 0.1	e 0.0
Uganda	746	e 4.3	e 2.0	e 2.6	e 2.2	e 3.5	e 3.5
Zambia	754	e 0.6	e 0.2	e 0.1	e 0.1	e 0.0	e 1.8	1.1	r 0.3	r 0.3	r 0.6	r 0.5	r 0.4
Zimbabwe	698	e 0.6	e 0.1	e 0.2	e 0.2	e 0.2	e 0.2	2.3	r 0.6	r 0.6	r 0.6	r 0.7	r 0.6
Africa n.s.	799	0.6	r 0.2	r 0.2	r 0.2	r 0.2	r 0.2
Western Hemisphere	205	133.8	63.8	50.1	14.4	37.9	11.0	859.8	242.3	289.8	239.0	237.2	238.1
Argentina	213	e 4.1	e 0.9	e 2.4	e 0.8	e 0.0	e 0.3	73.1	r 21.0	r 24.5	r 16.5	r 11.9	r 16.0
Bolivia	218	e 0.1	e 0.0	e 0.1	e 0.2	e 0.1	e 0.0	0.0
Brazil	223	e 86.0	e 28.6	e 9.4	e 1.0	e 1.9	e 1.8	735.1	r 189.0	r 249.2	r 202.0	r 204.8	r 196.3
Chile	228	e 1.0	e 0.3	e 0.1	e 0.2	e 0.2	e 0.2	16.0	r 3.7	r 1.7	r 2.7	r 1.9	r 4.3
Colombia	233	e 1.0	e 0.1	e 0.0	e 0.4	e 0.3	e 0.5	2.8	r 0.4	r 0.9	r 0.7	r 0.6	r 0.4
Costa Rica	238	e 0.0	e 0.0	e 0.0	e 0.0	e 0.1	0.2	r 0.2	r 0.3	r 0.1	r 0.3	r 0.1
Dominican Republic	243	e 0.2	e 0.0	e 0.0	e 0.0	e 0.0	e 0.0
Ecuador	248	e 0.1	e 0.0	e 0.0	e 0.0	25.8	r 24.4	r 11.3	r 15.3	r 15.8	r 19.3
El Salvador	253	e 0.1	e 0.0	e 0.1	e 0.0	e 0.0	e 0.0
Grenada	328	e 0.1	e 0.0	e 0.0	e 0.0	e 0.0	e 0.0
Guatemala	258	e 0.2	e 0.0	e 0.0	e 0.1	e 0.0	e 0.0	e 0.7	e 0.0
Guyana	336	e 0.0	e 0.0	e 0.1
Honduras	268	e 0.0	0.1
Mexico	273	e 21.0	e 24.3	e 24.9	e 8.5	e 32.1	e 2.9	0.2	r 0.1	r 0.1	r 0.0	r 0.2	r 0.0
Panama	283	3.5	r 0.9	r 0.9	r 0.9	r 1.2	r 1.1
Paraguay	288	e 0.1	e 0.0	e 0.0	e 0.0	e 0.0	0.0	r 0.0	r 0.0	r 0.0	r 0.0	r 0.0
Peru	293	e 1.7	e 0.5	e 9.8	e 0.2	e 0.4	e 0.4	1.3	r 0.4	r 0.4	r 0.6	r 0.2	r 0.2
St. Vincent & Grens.	364	e 0.1	e 0.0	e 0.0	e 0.0	e 0.0	e 0.0
Trinidad and Tobago	369	e 0.3	e 0.1	e 0.1	e 0.1	e 0.1	e 0.1
Uruguay	298	e 0.1	e 5.9	e 0.0	e 0.0	e 0.0	e 1.2	0.9	r 2.2	r 0.4	r 0.1	r 0.2	r 0.3
Venezuela, Rep. Bol.	299	e 17.4	e 3.2	e 3.2	e 2.7	e 2.6	e 3.4	0.1	r 0.0	r 0.0	r 0.0	r 0.0	r 0.0
Other Countries n.i.e	910	4.3	0.9	1.0	1.0	1.2	0.9	0.4	0.1	0.1	0.1	0.1	0.1
Cuba	928	e 4.3	e 0.9	e 1.0	e 1.0	e 1.2	e 0.9	0.4	r 0.1	r 0.1	r 0.1	r 0.1	r 0.1
Special Categories	899	853.1	r 215.8	r 238.1	r 234.0	r 272.5	r 229.2
Countries & Areas n.s.	898	8,954.0	r 2,265.1	r 2,499.5	r 2,456.1	r 2,859.7	r 2,405.2
Memorandum Items													
Africa	605	277.7	88.2	92.1	85.1	120.1	124.0	63.9	15.4	25.0	30.9	35.7	30.3
Middle East	405	2,049.9	508.9	551.9	747.5	928.8	852.2	18,214.3	4,631.8	5,119.5	5,039.4	5,861.6	4,937.0
European Union	998	5,732.9	2,788.7	2,279.3	2,555.9	3,193.1	3,377.4	8,570.7	2,524.2	2,515.3	2,975.6	3,714.5	2,795.9
Export earnings: fuel	080	2,349.4	649.3	702.2	773.2	1,068.4	1,065.1	21,065.9	5,062.6	5,485.7	5,640.3	6,507.3	5,408.9
Export earnings: nonfuel	092	44,374.4	16,925.9	13,682.8	15,175.1	16,642.9	18,209.8	43,045.2	10,863.8	11,639.4	11,827.4	13,565.2	11,465.2

Iraq (433)

In Millions of U.S. Dollars

		Exports (FOB)						Imports (CIF)					
		2016	2017Q1	2017Q2	2017Q3	2017Q4	2018Q1	2016	2017Q1	2017Q2	2017Q3	2017Q4	2018Q1
IFS World	
World	001	46,390.6	16,234.9	15,438.9	15,875.7	16,704.3	21,153.1	30,475.1	7,886.5	8,638.2	8,659.7	9,295.2	8,093.7
Advanced Economies	110	22,804.4	8,072.7	7,839.8	7,299.5	8,490.8	9,846.6	7,904.3	2,110.2	1,898.3	1,868.8	1,950.6	1,859.1
Euro Area	163	9,883.5	3,279.7	2,921.1	3,284.5	3,232.6	3,394.1	3,122.9	694.8	916.3	786.7	812.0	745.2
Austria	122	e 218.7	e 17.1	e 62.4	e 178.3	e 112.9	e 47.4	e 113.9	e 25.4	e 19.8	e 32.2	e 25.9	e 21.0
Belgium	124	e 59.3	e 0.7	e 1.7	e 78.7	e 0.3	e 0.6	e 267.6	e 53.3	e 55.4	e 52.5	e 54.1	e 62.4
Cyprus	423	e 0.0	e 0.0	e 0.0	e 0.0	e 8.9	e 0.8	e 4.3	e 4.7	e 4.7	e 2.0
Estonia	939	e 0.0	e 0.0	e 0.0	e 0.6	e 0.3	e 0.6	e 0.1	e 0.2	e 0.2
Finland	172	e 0.1	e 0.0	e 0.0	e 0.0	e 0.0	e 0.0	e 4.8	e 2.2	e 1.1	e 6.5	e 1.6	e 1.9
France	132	e 167.6	e 85.3	e 43.8	e 0.2	e 0.4	e 65.3	e 369.5	e 82.8	e 98.2	e 92.1	e 125.9	e 91.4
Germany	134	e 610.6	e 80.8	e 288.1	e 423.0	e 240.0	e 229.4	e 815.1	e 191.2	e 200.8	e 182.7	e 225.4	e 180.1
Greece	174	e 2,443.6	e 829.5	e 562.3	e 857.5	e 1,116.0	e 1,189.9	e 32.2	e 9.4	e 21.5	e 21.9	e 20.6	e 15.4
Ireland	178	e 0.0	e 0.0	e 0.0	e 0.0	e 0.0	e 0.0	e 97.8	e 27.3	e 39.1	e 17.8	e 20.3	e 33.8
Italy	136	e 3,082.4	e 755.9	e 594.3	e 766.4	e 893.8	e 837.2	e 724.8	e 95.1	e 260.4	e 181.7	e 148.1	e 154.3
Latvia	941	e 0.0	e 0.0	e 0.0	e 4.2	e 0.7	e 0.6	e 0.5	e 0.5	e 0.4
Lithuania	946	e 0.0	e 0.0	e 0.0	e 0.0	e 5.3	e 1.4	e 1.2	e 1.2	e 3.5	e 3.6
Luxembourg	137	e 0.0	e 0.0	e 0.0	e 0.0	e 0.0	e 0.0	e 2.5	e 0.2	e 0.1	e 0.2	e 0.2	e 0.6
Malta	181	e 0.0	e 0.0	e 0.0	e 0.0	e 0.9	e 0.1	e 1.5	e 0.6	e 0.2	e 1.3
Netherlands	138	e 1,793.0	e 1,051.7	e 966.7	e 587.6	e 473.2	e 513.2	e 420.6	e 153.9	e 150.3	e 112.1	e 90.8	e 111.5
Portugal	182	e 193.6	e 96.8	e 44.2	e 48.5	e 122.5	e 65.2	e 29.2	e 11.1	e 6.9	e 5.2	e 6.1	e 6.6
Slovak Republic	936	e 0.0	e 16.3	e 1.3	e 2.1	e 0.4	e 0.9	e 0.6
Slovenia	961	e 0.0	e 0.0	e 0.0	e 21.1	e 2.7	e 5.9	e 6.4	e 4.7	e 7.1
Spain	184	e 1,314.5	e 361.9	e 357.5	e 344.5	e 273.4	e 445.8	e 187.5	e 35.4	e 46.7	e 68.0	e 78.3	e 51.0
Australia	193	e 0.0	e 0.0	e 0.0	e 0.0	e 0.0	e 0.1	e 25.5	e 5.7	e 7.3	e 45.9	e 15.9	e 24.5
Canada	156	e 1.1	e 52.9	e 0.0	e 0.1	e 0.0	e 0.1	e 103.0	e 18.3	e 18.2	e 11.2	e 11.4	e 48.1
China,P.R.: Hong Kong	532	e 2.9	e 0.5	e 0.8	e 0.8	e 0.0	e 0.0	e 127.3	e 17.3	e 22.5	e 19.6	e 4.5	e 5.9
Czech Republic	935	e 0.0	e 0.0	e 0.0	e 0.1	e 0.0	e 0.0	e 135.0	e 34.1	e 14.6	e 9.9	e 6.6	e 12.7
Denmark	128	e 0.2	e 0.0	e 0.0	e 0.0	e 0.0	e 0.0	e 51.6	e 10.8	e 30.1	e 8.9	e 16.5	e 12.8
Japan	158	e 1,036.2	e 294.5	e 236.1	e 203.6	e 218.4	e 375.0	e 363.4	e 78.0	e 67.9	e 90.2	e 66.3	e 88.6
Korea, Republic of	542	e 4,700.1	e 1,525.2	e 1,434.8	e 1,409.5	e 1,669.8	e 1,813.6	e 1,520.1	e 614.1	e 303.6	e 287.1	e 416.0	e 347.1
New Zealand	196	e 0.0	e 0.0	e 0.0	e 4.1	e 0.2	e 3.1	e 0.7	e 0.4	e 0.5
Norway	142	e 0.0	e 0.0	e 0.0	e 0.0	e 0.0	e 2.6	e 14.9	e 0.5	e 3.1	e 9.9	e 6.8
Singapore	576	e 487.6	e 431.1	e 317.4	e 375.1	e 429.8	e 855.2	e 93.5	e 23.7	e 10.7	e 17.4	e 11.7	e 11.8
Sweden	144	e 140.5	e 83.8	e 65.0	e 30.8	e 40.4	e 128.7	e 257.2	e 31.3	e 26.3	e 35.0	e 66.0	e 21.0
Switzerland	146	e 38.8	e 0.3	e 0.1	e 0.2	e 0.0	e 0.0	e 398.8	e 87.2	e 74.7	e 82.0	e 93.8	e 57.8
Taiwan Prov.of China	528	e 876.3	e 4.5	e 4.7	e 4.8	e 5.2	e 4.9	e 39.6	e 13.7	e 14.8	e 16.6	e 17.5	e 16.2
United Kingdom	112	e 9.6	e 4.8	e 1.0	e 0.5	e 0.2	e 0.4	e 314.9	e 107.9	e 112.6	e 113.3	e 107.2	e 87.6
United States	111	e 5,627.4	e 2,395.3	e 2,858.6	e 1,989.3	e 2,894.3	e 3,274.4	e 1,344.9	e 358.2	e 275.0	e 341.2	e 295.0	e 372.5
Emerg. & Dev. Economies	200	23,586.2	8,162.1	7,599.0	8,576.3	8,213.5	11,306.5	22,570.9	5,776.3	6,739.9	6,790.9	7,344.6	6,234.6
Emerg. & Dev. Asia	505	19,542.6	7,045.5	6,549.8	6,711.5	7,346.2	10,101.8	9,713.5	2,256.3	3,162.9	2,783.6	2,664.6	2,849.5
Bangladesh	513	e 7.9	e 1.2	e 2.5	e 0.1	e 1.1	e 10.0	e 0.6	e 0.5	e 0.4	e 0.6	e 0.3	e 0.3
Cambodia	522	e 0.5	e 0.1	e 0.1	e 0.2	e 0.1	e 0.2
China,P.R.: Mainland	924	e 10,017.1	e 3,515.0	e 2,885.1	e 3,247.5	e 3,299.6	e 4,434.3	e 8,207.7	e 1,815.2	e 2,598.0	e 2,274.4	e 2,167.2	e 2,161.9
Fiji	819	e 0.0	e 0.0	e 0.0	e 0.0	e 0.0	e 0.0	e 0.0	e 0.0	e 0.0	e 0.1	e 0.0	e 0.1
India	534	e 9,417.6	e 3,443.1	e 3,492.4	e 3,463.7	e 4,045.2	e 5,617.2	e 1,031.7	e 284.9	e 389.3	e 349.0	e 313.1	e 499.0
Indonesia	536	e 0.1	e 0.0	e 0.0	e 0.2	e 0.0	e 0.0	e 96.5	e 38.2	e 27.6	e 33.1	e 34.6	e 34.9
Malaysia	548	e 99.3	e 86.0	e 169.5	e 122.8	e 32.2	e 38.3	e 33.7	e 30.8	e 31.8
Myanmar	518	e 2.3	e 1.1	e 1.1	e 1.3	e 1.3	e 1.3
Philippines	566	e 0.0	e 0.0	e 0.0	e 0.0	e 15.0	e 1.2	e 3.4	e 7.4	e 12.9	e 19.9
Sri Lanka	524	e 0.5	e 0.2	e 0.2	e 0.0	e 0.2	e 0.1	e 118.5	e 33.8	e 41.8	e 37.0	e 43.0	e 50.4
Thailand	578	e 0.0	e 0.1	e 0.0	e 0.0	e 0.0	e 40.2	e 117.8	e 49.1	e 62.8	e 46.9	e 61.1	e 49.8
Europe	170	1,749.7	586.0	649.5	1,218.8	434.8	636.5	10,022.2	2,769.9	2,814.4	2,881.9	3,637.1	2,472.2
Emerg. & Dev. Europe	903	1,747.9	585.3	648.9	1,217.5	434.0	636.2	8,362.2	2,538.7	2,514.7	2,613.7	2,248.5	2,192.0
Albania	914	e 0.5	e 0.1	e 0.0	e 0.0	e 2.4	e 0.3	e 0.6	e 0.2	e 1.7	e 0.1
Bosnia and Herzegovina	963	e 0.0	e 0.0	e 0.0	e 0.5	e 1.5	e 0.0	e 0.3	e 0.1	e 0.1
Bulgaria	918	e 0.0	e 0.0	e 0.1	e 27.8	e 0.1	e 0.0	e 43.5	e 13.2	e 9.5	e 10.1	e 9.6	e 7.9
Croatia	960	e 166.0	e 53.0	e 76.3	e 78.5	e 26.6	e 107.5	e 4.2	e 4.7	e 0.4	e 1.9	e 1.5	e 2.9
Hungary	944	e 182.3	e 24.5	e 43.2	e 46.9	e 100.7	e 55.7	e 50.7	e 16.4	e 17.3	e 12.4	e 14.8	e 12.7
Kosovo	967	e 0.2	e 0.1	e 0.2	e 0.2	e 0.3	e 0.1
Macedonia, FYR	962	e 0.4	e 0.0	e 0.0	e 0.1	e 0.1	e 0.1	e 2.0	e 0.7	e 0.6	e 0.4	e 0.5	e 1.2

Iraq (433)

In Millions of U.S. Dollars

		Exports (FOB)						Imports (CIF)					
		2016	2017Q1	2017Q2	2017Q3	2017Q4	2018Q1	2016	2017Q1	2017Q2	2017Q3	2017Q4	2018Q1
Poland	964	e 378.9	e 183.6	e 46.0	e 75.3	e 81.0	e 129.8	e 81.4	e 26.3	e 21.1	e 27.4	e 26.3	e 31.7
Romania	968	e 63.6	e 0.0	e 99.2	e 35.7	e 36.2	e 67.9	e 24.1	e 18.4	e 18.3	e 12.9	e 13.2
Serbia, Republic of	942	e 167.2	e 61.7	e 78.2	e 171.2	e 134.7	e 52.3	e 14.7	e 1.0	e 5.5	e 3.3	e 13.7	e 1.5
Turkey	186	e 789.0	e 262.5	e 405.0	e 718.5	e 55.1	e 254.7	e 8,094.9	e 2,450.5	e 2,441.0	e 2,539.2	e 2,167.2	e 2,120.7
CIS	901	1.7	0.6	0.5	1.4	0.8	0.3	1,659.9	231.2	299.7	268.2	1,388.5	280.2
Armenia	911	e 0.1	e 0.0	e 0.1	e 0.1	e 149.0	e 21.8	e 42.6	e 28.9	e 34.8	e 31.1
Azerbaijan, Rep. of	912	e 0.0	e 0.0	e 0.1	e 18.8	e 4.9	e 3.8	e 5.8	e 2.2	e 1.7
Belarus	913	e 42.1	e 0.3	e 0.9	e 0.8	e 0.9	e 1.1
Georgia	915	e 1.6	e 0.6	e 0.5	e 1.2	e 0.7	e 0.1	e 43.3	e 11.0	e 9.0	e 11.6	e 1.8	e 0.6
Kazakhstan	916	e 0.0	e 5.4	e 0.3	e 1.0	e 1.0	e 0.8	e 1.2
Kyrgyz Republic	917	e 0.0	e 3.7	e 0.1	e 0.2	e 0.2	e 1.0	e 1.5
Moldova	921	e 27.9	e 3.0	e 2.9	e 3.6	e 4.5	e 3.9
Russian Federation	922	e 0.0	e 0.0	e 0.0	e 0.0	e 972.0	e 56.2	e 126.5	e 71.5	e 1,231.7	e 39.8
Tajikistan	923	e 0.0	e 0.0	e 0.0	e 0.0	e 0.0	e 0.0	e 0.9	e 0.2	e 0.2	e 0.5	e 0.3	e 0.3
Ukraine	926	e 0.0	e 0.0	e 0.1	e 0.0	e 396.9	e 133.3	e 112.6	e 144.4	e 110.5	e 199.0
Mid East, N Africa, Pak	440	2,175.8	530.0	349.6	621.6	377.4	402.3	2,042.9	502.1	518.0	736.3	666.3	734.7
Afghanistan, I.R. of	512	e 11.9	e 3.1	e 1.7	e 3.3	e 5.7	e 4.2
Algeria	612	e 0.1	e 0.1	e 0.0	e 0.0	e 0.1	e 0.4	e 0.1	e 0.1	e 0.0	e 0.2	e 0.4
Bahrain, Kingdom of	419	e 0.1	e 0.1	e 0.1	e 0.0	e 0.0	e 0.1	e 46.5	e 13.4	e 11.7	e 10.9	e 12.3	e 12.1
Djibouti	611	e 0.8	e 0.2	e 0.2	e 0.2	e 0.2	e 0.2	e 0.1	e 0.0	e 0.0	e 0.0	e 0.0	e 0.0
Egypt	469	e 384.6	e 96.7	e 169.8	e 259.9	e 217.3	e 257.7	e 40.7	e 12.5	e 15.8	e 37.9	e 8.1	e 6.5
Iran, I.R. of	429	e 91.8	e 23.2	e 25.6	e 25.2	e 29.3	e 24.7
Jordan	439	e 2.5	e 0.3	e 0.5	e 0.2	e 0.6	e 0.5	e 392.7	e 139.4	e 101.3	e 119.1	e 185.7	e 140.2
Kuwait	443	e 0.1	e 0.0	e 0.0	e 0.0	e 0.0	e 0.0
Lebanon	446	e 3.6	e 0.5	e 1.4	e 0.7	e 0.7	e 1.6	e 222.9	e 62.9	e 66.3	e 59.9	e 54.2	e 47.4
Morocco	686	e 0.6	e 0.3	e 0.0	e 0.0	e 0.0	e 0.1	e 17.3	e 3.5	e 2.5	e 3.2	e 3.1	e 1.9
Oman	449	e 44.4	e 246.0	e 811.7	e 24.5	e 29.5	e 51.1	e 65.3	e 73.7
Pakistan	564	e 19.8	e 2.2	e 18.6	e 28.5	e 17.0	e 23.8	e 19.7	e 7.4	e 5.4	e 3.3	e 6.4	e 10.2
Qatar	453	e 0.7	e 0.1	e 0.1	e 16.6	e 18.8	e 22.1	e 67.9	e 6.4	e 6.3	e 9.1	e 46.0	e 60.8
Saudi Arabia	456	e 5.9	e 2.2	e 0.7	e 2.6	e 1.9	e 1.2	e 328.4	e 203.1	e 253.0	e 415.9	e 249.5	e 345.0
Sudan	732	e 0.0	e 0.0	e 1.9	e 0.1	e 0.5	e 0.2	e 0.3	e 1.7
Syrian Arab Republic	463	e 7.8	e 2.1	e 2.0	e 2.1	e 2.4	e 2.2	e 75.3	e 19.0	e 21.1	e 20.8	e 26.2	e 26.9
Tunisia	744	e 0.0	e 0.0	e 0.0	e 0.0	e 0.0	e 0.0	e 5.2	e 6.5	e 2.4	e 1.3	e 3.2	e 3.4
United Arab Emirates	466	e 1,612.6	e 155.9	e 130.5	e 285.5	e 89.0	e 68.0
West Bank and Gaza	487	e 0.6	e 0.2	e 0.2	e 0.2	e 0.2	e 0.3
Yemen, Republic of	474	e 0.2	e 0.1	e 0.1	e 0.1	e 0.1	e 0.1	e 0.0	e 0.0	e 0.0	e 0.0	e 0.0	e 0.0
Sub-Saharan Africa	603	2.5	0.6	0.6	0.6	0.6	0.5	18.3	3.8	5.6	2.7	2.2	2.2
Angola	614	e 1.6	e 0.5	e 0.4	e 0.4	e 0.4	e 0.4
Cameroon	622	e 0.0	e 0.0	e 0.0	e 0.1	e 0.0	e 0.3	e 0.2	e 0.1	e 0.2	e 0.2	e 0.1
Ethiopia	644	e 0.0	e 0.0	e 0.0	e 0.0	e 0.0	e 0.0	e 0.5	e 0.1	e 0.1	e 0.2	e 0.1	e 0.1
Ghana	652	e 0.5	e 0.1	e 0.0	e 0.0	e 0.0	e 0.0	e 0.5	e 0.1	e 0.1	e 0.0	e 0.0	e 0.0
Kenya	664	e 0.0	e 0.0	e 0.0	e 0.7	e 0.6	e 0.3	e 0.4	e 0.8	e 0.4
Madagascar	674	e 0.3	e 0.1	e 0.1	e 0.1	e 0.1	e 0.1
Mozambique	688	e 0.1	e 0.0	e 0.0	e 0.0	e 0.0	e 0.0
Nigeria	694	e 0.2	e 0.0	e 0.0	e 0.0	e 0.0	e 0.0
South Africa	199	e 0.0	e 0.0	e 0.0	e 0.0	e 0.0	e 0.0	e 13.2	e 0.9	e 3.0	e 1.6	e 0.8	e 1.2
Tanzania	738	e 0.0	e 0.0	e 2.6	e 1.7	e 1.9	e 0.2	e 0.1	e 0.0
Zimbabwe	698	e 0.1	e 0.0	e 0.0	e 0.0	e 0.0	e 0.1
Western Hemisphere	205	115.6	0.1	49.6	23.8	54.6	165.5	774.0	244.2	239.1	386.3	374.3	176.0
Argentina	213	e 0.0	e 0.0	e 0.0	e 0.0	e 0.1	e 174.2	e 39.8	e 28.3	e 96.0	e 45.3	e 33.0
Barbados	316	e 0.1	e 0.0	e 0.0
Brazil	223	e 114.6	e 0.0	e 49.6	e 21.3	e 54.5	e 143.3	e 482.8	e 169.0	e 173.2	e 236.7	e 280.5	e 79.6
Chile	228	e 0.1	e 0.0	e 0.0	e 0.0	e 1.9	e 0.4	e 0.9	e 0.4	e 1.0	e 0.5
Colombia	233	e 0.3	e 0.0	e 27.9	e 4.9	e 4.2	e 10.9	e 0.6	e 12.2
Costa Rica	238	e 0.0	e 0.0	e 0.0	e 0.0	e 0.0	e 4.7	e 3.0	e 2.0	e 3.0	e 2.3	e 0.5
Dominican Republic	243	e 0.1	e 0.0	e 0.0	e 0.0	e 0.0	e 0.0	e 0.0	e 0.0	e 0.0	e 0.0	e 0.0	e 0.0
Ecuador	248	e 0.2	e 0.0	e 22.5	e 16.7	e 11.5	e 17.9	e 13.6	e 16.4
Guatemala	258	e 10.5	e 6.1	e 1.7	e 0.9	e 1.7	e 2.6
Guyana	336	e 0.0	e 2.4	e 0.3
Mexico	273	e 0.0	e 0.0	e 0.0	e 0.1	e 0.0	e 21.0	e 3.7	e 2.4	e 4.1	e 18.7	e 4.9

Iraq (433)

In Millions of U.S. Dollars

		Exports (FOB)						Imports (CIF)					
		2016	2017Q1	2017Q2	2017Q3	2017Q4	2018Q1	2016	2017Q1	2017Q2	2017Q3	2017Q4	2018Q1
Paraguay	288	e 0.1
Peru	293	e 0.1	e 0.0	e 0.0	e 0.0	e 0.1	e 0.3	e 0.1	e 0.1
Uruguay	298	e 22.0	e 28.2	e 0.5	e 14.8	e 16.2	e 10.3	e 26.1
Venezuela, Rep. Bol.	299	e 0.1	e 0.0	e 0.0	e 0.0	e 0.0	e 0.0
Memorandum Items													
Africa	605	4.1	1.2	0.9	0.8	0.8	0.9	43.1	14.1	11.2	7.5	9.0	9.7
Middle East	405	2,154.4	527.2	330.7	592.8	360.2	378.1	1,986.6	481.3	505.2	725.0	647.4	712.9
European Union	998	10,824.8	3,629.4	3,152.7	3,643.6	3,517.4	3,852.3	4,129.0	963.5	1,166.5	1,024.0	1,073.3	947.6
Export earnings: fuel	080	1,758.4	428.2	157.5	330.5	139.7	116.6	2,301.3	330.4	447.7	594.2	1,622.1	563.2
Export earnings: nonfuel	092	44,632.2	15,806.7	15,281.3	15,545.2	16,564.6	21,036.5	28,173.8	7,556.1	8,190.5	8,065.5	7,673.1	7,530.5

Ireland (178)

In Millions of U.S. Dollars

		Exports (FOB)						Imports (CIF)					
		2016	2017Q1	2017Q2	2017Q3	2017Q4	2018Q1	2016	2017Q1	2017Q2	2017Q3	2017Q4	2018Q1
IFS World		130,864.2	33,943.2	33,885.1	33,650.1	35,587.5	40,934.8	81,068.3	20,210.5	23,108.0	20,534.4	24,060.7	25,662.3
World	001	130,864.2	33,943.2	33,894.0	33,721.9	35,461.5	41,061.6	81,068.2	20,210.4	23,114.3	20,834.9	24,356.4	25,674.4
Advanced Economies	110	115,626.4	29,434.0	29,432.8	29,331.6	31,531.8	36,999.0	72,446.6	18,060.3	20,669.0	18,614.4	21,628.4	22,412.4
Euro Area	163	44,552.3	11,433.5	11,210.2	11,504.3	12,469.2	14,597.8	27,764.2	7,382.6	7,601.1	7,035.5	7,871.1	8,238.8
Austria	122	395.7	r 98.0	r 98.1	r 108.0	r 98.0	r 119.8	272.1	r 78.7	r 76.5	r 65.7	r 69.9	r 76.7
Belgium	124	16,169.2	r 4,000.7	r 3,385.5	r 3,378.0	r 4,250.4	r 5,729.4	1,858.4	r 459.1	r 473.9	r 445.2	r 523.2	r 568.5
Cyprus	423	36.3	r 5.5	r 7.8	r 8.8	r 6.7	r 9.3	3.8	r 0.7	r 0.7	r 1.0	r 1.0	r 0.9
Estonia	939	46.8	r 5.7	r 5.6	r 7.4	r 6.2	r 7.4	8.6	r 1.6	r 4.7	r 3.1	r 3.0	r 2.2
Finland	172	282.9	r 104.6	r 82.6	r 85.6	r 92.6	r 106.2	285.0	r 29.3	r 199.3	r 34.9	r 45.0	r 39.2
France	132	5,415.6	r 1,344.2	r 1,336.2	r 1,518.3	r 1,678.4	r 1,633.0	10,278.4	r 2,767.6	r 2,465.1	r 2,538.8	r 3,291.4	r 1,880.5
Germany	134	8,623.6	r 2,666.4	r 2,881.7	r 2,964.4	r 2,613.4	r 2,899.9	7,906.7	r 2,076.5	r 2,022.6	r 2,269.5	r 1,986.0	r 3,143.9
Greece	174	312.5	r 76.4	r 81.7	r 103.6	r 112.0	r 121.4	44.5	r 14.4	r 20.4	r 14.8	r 13.1	r 12.0
Italy	136	2,659.0	r 684.2	r 739.0	r 718.1	r 791.7	r 889.9	1,628.3	r 664.8	r 990.0	r 316.0	r 430.3	r 691.8
Latvia	941	65.2	r 13.0	r 11.1	r 28.4	r 20.1	r 20.6	45.0	r 20.3	r 8.5	r 10.8	r 10.3	r 16.7
Lithuania	946	37.8	r 7.4	r 5.8	r 6.2	r 6.3	r 9.5	72.5	r 24.8	r 17.8	r 17.4	r 16.4	r 28.8
Luxembourg	137	74.3	r 25.2	r 27.9	r 43.5	r 39.6	r 49.1	47.4	r 10.0	r 29.5	r 18.2	r 19.4	r 29.7
Malta	181	48.8	r 7.5	r 10.0	r 10.6	r 8.1	r 60.8	15.6	r 3.0	r 1.4	r 3.1	r 1.6	r 2.0
Netherlands	138	6,507.8	r 1,529.5	r 1,599.7	r 1,683.2	r 1,862.3	r 2,071.2	3,701.0	r 807.8	r 842.9	r 899.8	r 1,010.4	r 1,158.6
Portugal	182	456.6	r 114.2	r 132.8	r 122.1	r 112.3	r 108.1	248.1	r 70.5	r 58.9	r 65.0	r 59.9	r 57.6
Slovak Republic	936	85.1	r 14.6	r 14.9	r 16.0	r 20.6	r 20.5	39.7	r 6.9	r 8.5	r 9.6	r 9.1	r 9.3
Slovenia	961	101.4	r 18.4	r 22.7	r 24.3	r 29.6	r 28.0	36.7	r 7.4	r 8.4	r 6.6	r 8.0	r 7.9
Spain	184	3,233.9	r 718.1	r 767.2	r 677.7	r 721.0	r 713.5	1,272.8	r 339.4	r 372.0	r 315.9	r 373.0	r 512.6
Australia	193	1,641.6	r 225.5	r 221.4	r 297.7	r 258.3	r 273.4	119.1	r 16.2	r 17.4	r 17.6	r 33.0	r 35.9
Canada	156	985.2	r 349.6	r 235.7	r 279.4	r 338.3	r 454.8	564.0	r 194.3	r 132.8	r 173.2	r 192.6	r 137.2
China,P.R.: Hong Kong	532	722.2	r 150.6	r 194.1	r 227.2	r 211.9	r 234.3	99.9	r 26.4	r 23.8	r 32.0	r 26.8	r 20.0
China,P.R.: Macao	546	5.1	r 2.8	r 2.1	r 1.5	r 1.1	r 3.4	2.3	r 0.0	r 0.0	r 0.1	r 0.0	r 0.0
Czech Republic	935	409.1	r 106.2	r 106.0	r 107.7	r 150.1	r 170.9	591.1	r 183.6	r 155.8	r 91.3	r 172.9	r 162.0
Denmark	128	679.2	r 165.0	r 160.1	r 190.2	r 217.0	r 200.5	550.5	r 108.1	r 116.4	r 128.5	r 132.5	r 166.5
Iceland	176	117.6	r 21.4	r 4.4	r 11.9	r 9.2	r 20.4	11.4	r 2.2	r 3.3	r 2.3	r 4.3	r 3.5
Israel	436	1,636.8	r 79.8	r 82.7	r 71.0	r 68.1	r 90.0	97.5	r 33.9	r 18.8	r 16.4	r 17.2	r 60.9
Japan	158	3,128.8	r 571.2	r 572.7	r 648.2	r 1,048.4	r 1,149.0	671.4	r 163.6	r 187.6	r 166.4	r 210.8	r 203.3
Korea, Republic of	542	983.8	r 167.8	r 154.3	r 236.0	r 158.4	r 189.3	453.3	r 132.7	r 100.3	r 132.0	r 190.9	r 117.5
New Zealand	196	120.3	r 27.3	r 18.9	r 25.6	r 23.0	r 26.2	34.8	r 8.5	r 9.2	r 13.3	r 12.7	r 9.7
Norway	142	280.3	r 102.1	r 122.2	r 99.2	r 121.0	r 125.3	1,239.4	r 455.0	r 220.9	r 242.5	r 308.9	r 195.6
San Marino	135	0.1	r 0.1	r 0.1	r 0.0	r 0.0	0.0	r 0.0	r 0.1	r 0.0	r 0.0
Singapore	576	694.0	r 181.0	r 202.7	r 203.3	r 183.9	r 227.3	627.9	r 139.4	r 81.7	r 61.0	r 247.7	r 170.3
Sweden	144	863.9	r 200.6	r 216.7	r 211.3	r 212.7	r 258.8	405.9	r 137.7	r 101.7	r 98.7	r 186.4	r 249.1
Switzerland	146	6,992.4	r 1,109.9	r 2,306.6	r 1,579.4	r 2,021.5	r 2,099.7	1,671.7	r 159.8	r 109.8	r 140.4	r 143.1	r 145.4
Taiwan Prov.of China	528	238.0	r 49.3	r 73.8	r 84.5	r 95.0	r 112.8	334.9	r 50.3	r 72.0	r 86.8	r 70.6	r 56.9
United Kingdom	112	16,423.8	r 3,944.3	r 4,869.2	r 4,804.2	r 4,727.8	r 4,604.6	22,682.3	r 5,452.5	r 6,236.4	r 6,369.4	r 7,235.7	r 6,729.5
United States	111	35,151.9	r 10,545.9	r 8,678.8	r 8,749.0	r 9,216.8	r 12,160.7	14,524.9	r 3,413.6	r 5,479.9	r 3,807.0	r 4,571.3	r 5,710.3
Emerg. & Dev. Economies	200	14,124.2	4,135.1	4,110.9	3,786.1	3,829.6	3,983.2	8,064.7	2,052.0	2,083.5	2,085.6	2,686.2	2,977.6
Emerg. & Dev. Asia	505	4,815.8	1,841.8	1,638.6	1,339.9	1,359.5	1,450.3	4,581.9	1,184.3	1,229.4	1,261.4	1,661.2	1,548.9
Bangladesh	513	9.5	r 11.2	r 7.4	r 7.4	r 6.3	r 4.7	127.5	r 29.6	r 30.6	r 27.8	r 27.3	r 30.4
Brunei Darussalam	516	3.3	r 0.7	r 0.9	r 0.2	r 0.0	r 0.3	0.0	r 0.0	r 0.0	r 0.0	r 0.0
Cambodia	522	6.0	r 0.4	r 0.8	r 0.2	r 0.1	r 0.2	43.2	r 8.7	r 9.5	r 13.5	r 12.8	r 12.5
China,P.R.: Mainland	924	3,399.7	r 1,507.0	r 1,367.1	r 1,020.6	r 986.0	r 1,155.2	3,080.1	r 774.2	r 798.8	r 875.2	r 912.9	r 1,088.6
Fiji	819	0.7	r 0.1	r 0.0	r 0.0	r 0.0	0.0	r 0.0	r 0.0	r 0.0	r 0.0
F.T. French Polynesia	887	1.1	r 0.3	r 0.4	r 0.3	r 0.2	r 0.1	r 0.0	r 0.0	r 0.0	r 0.0
F.T. New Caledonia	839	3.3	r 0.9	r 0.7	r 1.0	r 1.1	r 0.5	0.5	r 1.1	r 0.5	r 0.0	r 0.0	r 0.0
Guam	829	0.7	r 0.2	r 0.1	r 0.1	r 0.2	r 0.0	0.0	r 0.0	r 0.0
India	534	325.5	r 112.3	r 72.2	r 101.3	r 112.1	r 97.2	520.0	r 138.8	r 139.3	r 133.3	r 283.8	r 155.1
Indonesia	536	76.8	r 15.0	r 19.9	r 18.2	r 19.7	r 20.5	74.5	r 23.0	r 24.7	r 27.9	r 29.2	r 26.1
Kiribati	826	0.1	r 0.0	r 0.0	r 0.0	r 0.0	r 0.0
Lao People's Dem.Rep	544	4.1	r 0.5	r 0.3	r 0.6	r 3.3	r 2.3	0.9	r 0.1	r 0.3	r 0.5	r 0.2	r 0.0
Malaysia	548	235.9	r 52.1	r 45.7	r 52.5	r 115.1	r 58.3	225.4	r 54.5	r 65.6	r 64.8	r 231.1	r 69.9
Maldives	556	1.7	r 0.1	r 0.1	r 0.2	r 0.1	r 0.1	5.9	r 2.0	r 3.1	r 1.9	r 1.3	r 0.0
Marshall Islands	867	0.0	r 0.5	r 0.0	0.0
Mongolia	948	8.4	r 0.5	r 0.5	r 0.4	r 0.7	r 0.8	0.0	r 0.0	r 0.0	r 0.0	r 0.0	r 0.0
Myanmar	518	7.1	r 1.1	r 1.9	r 4.7	r 1.9	r 0.7	7.4	r 1.6	r 1.0	r 2.6	r 3.3	r 2.1

Ireland (178)

In Millions of U.S. Dollars

		Exports (FOB)						Imports (CIF)					
		2016	2017Q1	2017Q2	2017Q3	2017Q4	2018Q1	2016	2017Q1	2017Q2	2017Q3	2017Q4	2018Q1
Nauru	836	0.1	0.0
Nepal	558	0.6	r 0.3	r 0.3	r 0.2	r 0.2	r 0.2	0.3	r 0.2	r 0.1	r 0.1	r 0.1	r 0.1
Papua New Guinea	853	1.7	r 0.1	r 0.2	r 0.9	r 0.0	r 0.0	0.3	r 0.2	r 0.1	r 0.1	r 0.0
Philippines	566	148.3	r 47.3	r 47.0	r 59.2	r 42.4	r 43.8	102.0	r 43.7	r 48.6	r 20.1	r 56.9	r 57.5
Solomon Islands	813	r 0.4
Sri Lanka	524	6.1	r 1.8	r 1.3	r 2.0	r 2.5	r 3.1	29.6	r 7.9	r 8.6	r 6.8	r 8.6	r 8.6
Thailand	578	227.9	r 52.4	r 42.6	r 49.7	r 39.9	r 45.8	270.3	r 75.7	r 76.8	r 66.3	r 72.4	r 73.3
Tonga	866	0.0	r 0.0	r 0.0	r 0.0	r 0.1
Vanuatu	846	0.8	0.1	r 0.0	r 0.0	r 0.1	r 0.0	r 0.0
Vietnam	582	336.7	r 37.0	r 27.8	r 19.2	r 25.7	r 16.2	93.6	r 22.9	r 21.8	r 20.2	r 21.3	r 24.1
Asia n.s.	598	9.9	r 0.4	r 1.2	r 0.8	r 2.1	r 0.2	0.1	r 0.0	r 0.1	r 0.1	r 0.1	r 0.2
Europe	170	3,506.0	841.4	918.6	988.0	1,008.8	925.8	1,544.4	457.4	367.0	374.2	457.5	561.7
Emerg. & Dev. Europe	903	2,964.4	663.6	734.1	818.4	825.3	754.9	1,215.9	292.6	288.1	303.8	381.1	355.8
Albania	914	6.7	r 1.9	r 2.7	r 2.2	r 2.0	r 2.4	0.2	r 0.1	r 0.0	r 0.1	r 0.1	r 0.0
Bosnia and Herzegovina	963	13.1	r 2.7	r 4.3	r 4.2	r 3.7	r 4.3	0.2	r 0.0	r 0.0	r 0.0	r 0.1	r 0.3
Bulgaria	918	88.2	r 22.7	r 25.1	r 24.7	r 22.8	r 26.7	21.3	r 2.7	r 3.1	r 4.0	r 3.1	r 3.6
Croatia	960	42.3	r 8.6	r 11.7	r 12.2	r 9.7	r 11.9	21.6	r 0.9	r 2.7	r 5.0	r 3.0	r 3.0
Faroe Islands	816	0.2	r 0.1	r 0.1	r 0.3	r 0.0	r 0.0	0.3	r 0.1
Gibraltar	823	2.6	r 0.9	r 0.3	r 0.2	r 0.1	r 0.3	0.0	r 0.0	r 0.0	r 0.0	r 0.1	r 0.0
Hungary	944	328.4	r 67.7	r 88.7	r 94.9	r 76.0	r 89.3	152.8	r 32.9	r 27.8	r 34.7	r 79.0	r 76.8
Kosovo	967	0.4	r 0.1	r 0.0	r 0.0	r 0.1	r 0.0	0.1	r 0.1	r 0.0	r 0.2	r 0.0	r 0.0
Macedonia, FYR	962	9.5	r 1.8	r 4.1	r 3.4	r 1.8	r 3.3	0.2	r 0.2	r 0.6	r 0.3	r 0.1	r 0.0
Montenegro	943	0.1	r 6.9	r 0.0	r 0.0	r 0.0	r 0.1	r 0.0	r 0.0	r 0.0	r 0.0
Poland	964	1,519.0	r 300.5	r 340.6	r 411.5	r 455.4	r 288.3	526.0	r 129.3	r 138.1	r 156.2	r 144.9	r 133.9
Romania	968	308.5	r 76.5	r 92.3	r 105.7	r 79.4	r 106.1	87.5	r 18.7	r 12.1	r 12.3	r 16.8	r 14.0
Serbia, Republic of	942	69.0	r 16.5	r 20.0	r 22.7	r 14.5	r 20.2	4.1	r 1.3	r 1.7	r 1.5	r 1.7	r 1.2
Turkey	186	576.6	r 156.7	r 144.2	r 136.3	r 159.6	r 202.0	401.6	r 106.3	r 102.1	r 89.7	r 132.3	r 122.9
CIS	901	541.1	177.7	184.4	169.6	183.6	170.8	328.5	164.8	78.9	70.4	76.3	205.9
Armenia	911	0.7	r 0.2	r 0.1	r 1.4	r 0.5	r 0.4	0.0	r 0.0	r 0.0	r 0.0	r 0.0	r 0.0
Azerbaijan, Rep. of	912	3.6	r 0.4	r 3.0	r 2.6	r 0.3	r 1.1	71.2	r 0.0	r 0.0	r 0.0	r 0.0	r 0.3
Belarus	913	3.7	r 0.8	r 1.0	r 1.1	r 1.2	r 1.3	7.0	r 7.5	r 0.2	r 0.1	r 0.2	r 4.8
Georgia	915	6.4	r 1.1	r 1.6	r 1.1	r 0.9	r 5.6	0.0	r 0.0	r 0.1	r 0.1	r 0.1	r 0.0
Kazakhstan	916	51.9	r 18.1	r 6.3	r 7.7	r 5.8	r 9.5	0.1	r 0.3	r 0.0	r 0.5	r 0.0	r 0.0
Kyrgyz Republic	917	0.4	r 0.2	r 0.0	r 0.0	r 0.1	r 0.0	0.0	r 0.0	r 0.0	r 0.0	r 0.0	r 0.0
Moldova	921	1.7	r 0.6	r 0.7	r 0.3	r 0.8	r 0.2	0.2	r 0.0	r 0.1	r 0.0	r 0.1	r 0.0
Russian Federation	922	405.2	r 127.1	r 139.5	r 137.6	r 156.6	r 131.3	201.0	r 135.4	r 71.1	r 67.0	r 64.0	r 179.2
Tajikistan	923	0.0	r 0.2	r 0.3	r 0.0	0.0	r 0.0
Turkmenistan	925	5.1	r 15.8	r 11.5	r 1.1	r 0.4	r 0.4	1.1	r 0.0	r 0.0	r 0.5	r 0.1
Ukraine	926	43.7	r 8.6	r 15.9	r 12.0	r 13.5	r 16.7	47.8	r 21.6	r 7.3	r 2.4	r 11.5	r 21.5
Uzbekistan	927	18.8	r 4.5	r 4.8	r 4.5	r 3.5	r 4.2	0.1	r 0.0	r 0.0	r 0.2	r 0.0	r 0.0
Europe n.s.	884	0.5	r 0.1	r 0.1	r 0.1	r 0.0	r 0.1	0.0	r 0.0	r 0.0	r 0.0	r 0.0	r 0.0
Mid East, N Africa, Pak	440	2,637.5	603.4	693.2	630.4	584.5	646.0	387.5	53.3	83.3	80.1	191.5	437.3
Afghanistan, I.R. of	512	11.6	r 1.4	r 2.7	r 3.3	r 1.7	r 1.8	0.2	r 0.5	r 0.0	r 0.0	r 0.0	r 0.0
Algeria	612	81.7	r 15.8	r 32.7	r 40.9	r 24.1	r 20.8	6.9	r 0.0	r 33.1	r 35.1	r 0.0	r 48.4
Bahrain, Kingdom of	419	37.7	r 8.2	r 14.0	r 9.0	r 10.3	r 11.3	1.9	r 0.5	r 0.3	r 0.3	r 0.2	r 0.3
Djibouti	611	0.1	r 0.2	r 0.0	r 0.3	r 0.3	r 0.0	0.1	r 0.0
Egypt	469	243.9	r 61.4	r 51.5	r 33.9	r 33.2	r 61.9	27.0	r 13.9	r 14.0	r 8.1	r 9.6	r 12.1
Iran, I.R. of	429	77.0	r 16.8	r 39.9	r 64.8	r 42.8	r 60.8	0.4	r 1.8	r 0.1	r 0.1	r 0.1	r 0.1
Iraq	433	92.3	r 25.7	r 36.9	r 16.8	r 19.1	r 31.9	0.0	r 0.0	r 0.0	r 0.0	r 0.0	r 0.0
Jordan	439	86.9	r 20.5	r 17.3	r 16.3	r 18.7	r 22.7	2.7	r 2.3	r 0.4	r 0.3	r 0.1	r 0.3
Kuwait	443	131.5	r 24.5	r 26.9	r 16.9	r 27.5	r 27.0	2.1	r 0.0	r 0.0	r 0.1	r 0.0	r 161.7
Lebanon	446	100.6	r 20.6	r 30.0	r 22.2	r 18.6	r 16.8	1.2	r 0.2	r 0.1	r 0.9	r 0.2	r 0.2
Libya	672	66.7	r 0.2	r 3.2	r 5.3	r 6.4	r 22.7	0.9	r 0.0	r 0.0	r 0.0	r 0.0	r 0.0
Mauritania	682	1.1	r 0.8	r 0.8	r 0.5	r 1.8	r 2.4	0.1	r 0.0
Morocco	686	91.4	r 17.6	r 27.4	r 55.5	r 17.7	r 26.8	18.5	r 5.7	r 3.6	r 0.6	r 1.2	r 6.0
Oman	449	83.2	r 17.7	r 18.7	r 22.2	r 15.4	r 16.8	6.9	r 1.2	r 1.1	r 1.9	r 1.6	r 1.3
Pakistan	564	65.2	r 14.4	r 9.5	r 12.6	r 12.3	r 15.4	58.6	r 13.9	r 17.0	r 18.9	r 14.9	r 16.2
Qatar	453	84.4	r 18.1	r 15.6	r 24.1	r 22.3	r 23.3	186.1	r 0.6	r 0.5	r 2.6	r 149.5	r 172.6
Saudi Arabia	456	899.6	r 221.1	r 223.2	r 149.4	r 196.3	r 144.7	21.7	r 0.8	r 2.2	r 1.8	r 2.9	r 1.8
Somalia	726	0.9	r 0.3	r 1.5	r 1.4	r 0.3	r 2.0	0.0	r 0.0	r 0.0	r 0.0	r 0.0

Ireland (178)

In Millions of U.S. Dollars

		Exports (FOB)						Imports (CIF)					
		2016	2017Q1	2017Q2	2017Q3	2017Q4	2018Q1	2016	2017Q1	2017Q2	2017Q3	2017Q4	2018Q1
Sudan	732	16.9	r 0.7	r 5.1	r 5.5	r 4.3	r 3.3	2.6	r 0.0	r 0.0	r 0.0	r 0.0	r 0.0
Syrian Arab Republic	463	7.1	r 0.6	r 3.3	r 2.6	r 3.5	r 4.3	0.0	r 0.0	r 0.0	r 0.0	r 0.0
Tunisia	744	17.2	r 2.5	r 4.4	r 5.3	r 4.3	r 4.4	9.7	r 5.1	r 3.3	r 2.6	r 2.1	r 3.1
United Arab Emirates	466	424.2	r 110.9	r 121.7	r 118.5	r 97.3	r 120.7	39.9	r 6.6	r 7.6	r 6.8	r 9.0	r 13.3
West Bank and Gaza	487	10.3	r 1.1	r 2.8	r 1.5	r 3.2	r 3.0	0.0	r 0.0	r 0.0
Yemen, Republic of	474	5.9	r 2.3	r 4.1	r 1.5	r 2.9	r 1.2	0.0	r 0.0	r 0.0	r 0.1	r 0.0	r 0.0
Sub-Saharan Africa	603	932.5	262.1	295.2	286.8	288.8	270.8	361.3	72.2	153.8	119.3	128.7	73.6
Angola	614	9.4	r 3.2	r 3.1	r 2.8	r 4.0	r 1.5	0.0	r 0.0	r 0.0	r 0.0	r 0.0	r 0.0
Benin	638	6.1	r 1.6	r 2.4	r 0.7	r 0.6	r 1.2	0.0	r 0.0	r 0.0	r 0.0	r 0.0
Botswana	616	0.5	r 0.5	r 0.5	r 0.1	r 0.2	r 0.1	0.1	r 0.1	r 0.1	r 0.2	r 0.0	r 0.0
Burkina Faso	748	8.1	r 1.8	r 4.8	r 3.8	r 2.1	r 3.8	0.0	r 0.0	r 0.0	r 0.0	r 0.0	r 0.0
Burundi	618	0.1	r 0.0	r 0.0	r 0.0	r 0.0	r 0.3	r 0.0
Cabo Verde	624	0.2	r 0.0	r 0.1	r 0.2	r 0.5	r 0.3	0.0	r 0.0	r 0.0	r 0.0	r 0.0
Cameroon	622	20.8	r 4.7	r 16.4	r 5.1	r 6.4	r 15.0	12.5	r 3.1	r 3.5	r 3.9	r 4.4	r 3.4
Central African Rep.	626	0.1	r 0.1	r 0.0	r 0.0	r 0.0	r 0.0	0.0	r 0.0	r 0.0	r 0.0
Chad	628	2.0	r 0.5	r 0.6	r 0.6	r 0.1	r 0.1	0.2	r 0.1	r 0.0	r 0.0	r 0.0
Comoros	632	0.2	r 0.1	r 0.0	r 0.0	0.0	r 0.0	r 0.0
Congo, Dem. Rep. of	636	14.6	r 2.8	r 4.2	r 13.4	r 3.9	r 5.1	0.1	r 0.0	r 0.5	r 0.2	r 0.0
Congo, Republic of	634	8.5	r 3.0	r 2.7	r 4.0	r 4.3	r 2.4	1.2	r 0.3	r 0.0	r 0.2	r 0.0
Côte d'Ivoire	662	19.0	r 4.8	r 8.6	r 5.8	r 7.0	r 7.4	59.3	r 0.3	r 0.0	r 0.1	r 0.2	r 0.0
Equatorial Guinea	642	0.5	r 0.1	r 0.1	r 0.1	r 0.1	r 0.2	0.0	r 0.0	r 0.0	r 0.1	r 0.0	r 0.2
Ethiopia	644	34.3	r 8.7	r 12.8	r 9.2	r 7.3	r 1.1	1.4	r 0.6	r 3.0	r 0.6	r 0.2	r 0.5
Gabon	646	3.6	r 1.3	r 1.1	r 0.6	r 1.4	r 0.6	0.2	r 0.1	r 0.0	r 0.2	r 0.5
Gambia, The	648	1.7	r 1.0	r 1.3	r 0.9	r 0.8	r 1.0	0.0	r 0.0	r 0.0	r 0.0
Ghana	652	45.3	r 18.2	r 16.7	r 14.1	r 13.7	r 21.2	2.4	r 0.2	r 6.3	r 0.2	r 0.1	r 0.0
Guinea	656	2.6	r 0.9	r 0.8	r 1.1	r 1.1	r 1.5	152.5	r 41.6	r 33.2	r 37.9	r 33.8	r 37.9
Kenya	664	27.5	r 10.8	r 5.0	r 6.5	r 15.1	r 6.8	15.6	r 4.2	r 6.3	r 4.5	r 3.9	r 4.8
Lesotho	666	0.1	r 0.1	r 0.1	r 0.2	r 0.0	r 0.0	r 0.0	r 0.0	r 0.0	r 0.0
Liberia	668	4.2	r 1.2	r 0.8	r 1.1	r 1.1	r 0.7	0.0	r 0.0	r 0.0	r 0.0
Madagascar	674	0.3	r 0.4	r 0.1	r 0.3	r 0.2	r 0.4	0.1	r 0.0	r 0.0	r 0.0	r 0.0	r 0.0
Malawi	676	5.2	r 3.0	r 2.0	r 1.4	r 1.0	r 1.5	0.1	r 0.0	r 0.2	r 0.1	r 0.0	r 0.1
Mali	678	27.5	r 9.0	r 9.3	r 13.2	r 8.6	r 11.5	1.2	r 0.0	r 0.0	r 0.0	r 0.0	r 0.0
Mauritius	684	6.5	r 1.0	r 1.1	r 2.1	r 2.7	r 2.5	4.9	r 0.5	r 0.6	r 0.8	r 1.0	r 1.1
Mozambique	688	3.7	r 2.2	r 0.7	r 0.6	r 1.2	r 0.6	0.0	r 0.0	r 0.0	r 0.0
Namibia	728	3.1	r 1.1	r 0.2	r 0.1	r 0.9	r 0.4	0.1	r 0.1	r 0.0	r 0.0	r 0.0	r 0.0
Niger	692	3.0	r 1.4	r 3.3	r 3.4	r 3.0	r 0.3	0.0	r 0.0	r 0.0	r 0.0
Nigeria	694	279.8	r 81.9	r 78.8	r 79.4	r 74.1	r 58.3	18.8	r 0.2	r 63.7	r 38.4	r 63.7	r 0.1
Rwanda	714	2.2	r 0.2	r 5.0	r 0.0	r 0.1	r 0.2	0.0	r 0.0	r 0.0	r 0.0	r 0.0
Senegal	722	57.3	r 13.8	r 17.7	r 17.1	r 15.0	r 17.5	2.8	r 0.3	r 0.1	r 0.1	r 0.0	r 2.1
Seychelles	718	2.1	r 0.1	r 0.4	r 0.3	r 0.6	r 0.2	0.0	r 0.0	r 0.0	r 0.0	r 0.0	r 0.0
Sierra Leone	724	1.9	r 0.4	r 0.2	r 0.6	r 0.3	r 0.2	0.0	r 0.0	r 0.0	r 0.0	r 0.0	r 0.0
South Africa	199	250.1	r 59.0	r 66.6	r 63.7	r 84.6	r 83.8	84.4	r 19.4	r 33.3	r 30.2	r 19.1	r 23.1
South Sudan, Rep. of	733	0.2	r 0.0	r 0.1	r 0.1	r 0.0	r 0.0	0.0	r 0.0
Swaziland	734	11.0	r 3.1	r 3.6	r 4.8	r 4.9	r 5.5	1.2	r 0.9	r 2.2	r 1.5	r 1.3	r 0.0
Tanzania	738	20.8	r 6.1	r 8.0	r 5.8	r 8.0	r 4.3	1.3	r 0.2	r 0.6	r 0.0	r 0.0	r 0.2
Togo	742	16.0	r 3.3	r 4.6	r 5.0	r 3.7	r 4.0	0.1	r 0.0	r 0.0	r 0.0	r 0.0	r 0.0
Uganda	746	15.2	r 5.2	r 5.7	r 12.5	r 5.9	r 3.6	0.3	r 0.0	r 0.1	r 0.0	r 0.1	r 0.0
Zambia	754	15.6	r 4.9	r 5.1	r 5.3	r 3.9	r 4.6	0.0	r 0.0	r 0.0	r 0.0	r 0.0	r 0.0
Zimbabwe	698	1.5	r 0.5	r 0.8	r 0.7	r 0.4	r 0.8	0.4	r 0.0	r 0.1	r 0.3	r 0.2	r 0.1
Western Hemisphere	205	2,232.3	586.3	565.4	541.0	588.0	690.3	1,189.5	284.8	249.9	250.6	247.2	356.0
Antigua and Barbuda	311	1.0	r 0.0	r 0.0	r 0.2	r 0.1	0.0	r 0.0	r 0.0	r 0.0
Argentina	213	99.7	r 13.4	r 23.3	r 31.9	r 28.6	r 62.9	244.0	r 51.7	r 63.8	r 75.2	r 51.9	r 51.2
Aruba	314	0.2	r 0.1	r 0.1	r 0.0	r 0.2	r 0.1	0.0	r 0.0	r 0.0	r 0.0
Bahamas, The	313	3.0	r 0.9	r 0.8	r 0.7	r 0.7	r 1.1	11.5	r 1.7	r 0.0	r 0.0	r 2.6	r 5.9
Barbados	316	1.1	r 0.4	r 0.3	r 0.3	r 0.3	r 0.6	0.1	r 0.0	r 0.0	r 0.0	r 0.0	r 0.0
Belize	339	0.1	r 0.0	r 0.1	r 0.1	r 0.1	r 0.1	13.5	r 4.6	r 3.6	r 3.3	r 4.0	r 3.5
Bermuda	319	0.8	r 0.2	r 0.5	r 1.4	r 0.1	r 0.3	0.1	r 0.0	r 0.0	r 0.0	r 0.0	r 0.0
Bolivia	218	2.6	r 0.4	r 0.3	r 1.4	r 0.3	r 0.3	2.9	r 0.1	r 0.1	r 0.1	r 0.5	r 0.0
Brazil	223	252.9	r 47.9	r 47.5	r 45.0	r 65.0	r 71.6	331.6	r 39.2	r 49.3	r 53.6	r 77.6	r 53.2
Chile	228	94.6	r 15.5	r 12.9	r 18.2	r 35.9	r 20.4	58.5	r 9.4	r 17.3	r 15.9	r 13.9	r 12.3

Ireland (178)

In Millions of U.S. Dollars

		Exports (FOB)						Imports (CIF)					
		2016	2017Q1	2017Q2	2017Q3	2017Q4	2018Q1	2016	2017Q1	2017Q2	2017Q3	2017Q4	2018Q1
Colombia	233	67.8	r 17.1	r 18.3	r 18.3	r 17.4	r 63.4	73.6	r 58.7	r 26.3	r 16.3	r 16.3	r 48.9
Costa Rica	238	49.7	r 12.0	r 12.8	r 14.4	r 13.9	r 12.4	87.3	r 21.8	r 19.6	r 22.6	r 20.3	r 22.3
Curacao	354	0.3	r 0.0	r 0.1	r 0.0	r 0.2	r 0.0	0.0	r 0.0
Dominica	321	0.1	r 0.1	r 0.1	r 0.2	r 0.0	r 0.1	0.0	r 0.0	r 0.0	r 0.0
Dominican Republic	243	14.0	r 2.2	r 2.2	r 2.9	r 5.8	r 2.0	2.6	r 0.7	r 1.2	r 1.2	r 0.8	r 0.8
Ecuador	248	10.6	r 1.5	r 1.8	r 1.9	r 2.1	r 1.8	6.3	r 0.5	r 2.2	r 0.5	r 1.0	r 0.9
El Salvador	253	6.3	r 0.9	r 1.8	r 1.9	r 1.7	r 1.5	1.8	r 0.0	r 3.5	r 0.1	r 0.0	r 0.0
Falkland Islands	323	0.1	r 0.0	0.0	r 1.3	r 0.0
Grenada	328	0.2	r 0.1	r 0.0	r 0.0	r 0.1	r 0.0	0.0	r 0.0	r 0.0	r 0.0	r 0.0
Guatemala	258	17.0	r 4.1	r 2.8	r 3.5	r 4.4	r 4.3	3.3	r 2.8	r 0.9	r 0.7	r 1.6	r 2.9
Guyana	336	2.3	r 0.5	r 1.0	r 0.6	r 0.5	r 1.0	11.6	r 1.9	r 0.1	r 0.0	r 2.0	r 0.0
Haiti	263	2.6	r 0.9	r 0.5	r 0.4	r 0.3	r 0.7	0.0	r 0.0	r 0.0	r 0.0	r 0.0	r 0.0
Honduras	268	1.6	r 0.1	r 0.1	r 0.4	r 0.3	r 2.0	4.7	r 1.7	r 1.7	r 1.8	r 0.7	r 1.4
Jamaica	343	3.6	r 1.0	r 20.0	r 1.6	r 1.3	r 0.8	0.0	r 0.0	r 0.0	r 0.0	r 0.0	r 0.0
Mexico	273	1,503.5	r 445.2	r 393.8	r 375.3	r 391.6	r 422.7	307.1	r 84.0	r 50.2	r 42.4	r 47.7	r 96.3
Montserrat	351	0.0	r 0.0	0.1	r 0.0
Nicaragua	278	0.7	r 0.3	r 0.4	r 0.4	r 0.2	r 0.2	2.4	r 0.3	r 3.4	r 1.6	r 0.2	r 0.4
Panama	283	18.8	r 3.6	r 3.9	r 3.2	r 3.0	r 4.6	1.6	r 0.2	r 0.2	r 0.2	r 0.2	r 0.1
Paraguay	288	1.1	r 0.0	r 0.2	r 0.1	r 0.3	r 0.2	4.1	r 0.0	r 0.0	r 3.6	r 0.0	r 0.0
Peru	293	32.2	r 7.0	r 10.1	r 7.3	r 5.0	r 6.0	11.4	r 1.6	r 4.2	r 8.2	r 3.4	r 2.9
Sint Maarten	352	0.5	r 0.1	r 0.2	r 0.1	r 0.1	r 0.1	0.0	r 0.0
St. Kitts and Nevis	361	0.2	r 0.1	r 0.0	r 0.0	r 0.1	r 0.1	0.0	r 0.0	r 0.0	r 0.0	r 0.0
St. Lucia	362	0.2	r 0.0	r 0.0	r 0.1	r 0.0	r 0.1	0.0	r 0.0	r 0.0	r 0.0	r 0.0	r 0.0
St. Vincent & Grens.	364	0.5	r 0.1	r 0.0	r 0.0	r 0.1	r 0.1	0.0	r 0.0	r 0.0	r 0.0	r 0.0	r 0.0
Suriname	366	0.3	r 0.2	r 0.1	r 0.7	r 0.6	r 0.7	0.0	r 0.1	r 0.0	r 0.0	r 0.0
Trinidad and Tobago	369	19.4	r 5.2	r 4.7	r 4.5	r 3.5	r 3.8	5.1	r 1.7	r 1.2	r 1.5	r 1.6	r 1.8
Uruguay	298	18.9	r 5.0	r 4.3	r 3.4	r 3.4	r 4.2	4.1	r 0.7	r 1.1	r 1.4	r 0.8	r 1.0
Venezuela, Rep. Bol.	299	3.5	r 0.1	r 0.2	r 0.3	r 0.2	r 0.0	0.2	r 0.1	r 0.0	r 0.0	r 0.0	r 0.0
Western Hem. n.s.	399	0.4	r 0.1	r 0.1	r 0.2	r 0.3	r 0.1	0.0	r 0.0	r 0.0	r 0.3	r 0.0	r 50.0
Other Countries n.i.e	910	9.7	0.3	0.3	0.7	0.5	0.3	0.5	0.1	0.1	0.2	0.1	0.1
Cuba	928	9.7	r 0.3	r 0.3	r 0.7	r 0.5	r 0.3	0.5	r 0.1	r 0.1	r 0.2	r 0.1	r 0.1
Special Categories	899	190.4	r 44.1	r 51.6	r 88.2	r 73.4	r 41.3	r 28.3	r 8.0	r 0.0
Countries & Areas n.s.	898	913.4	r 329.7	r 298.5	r 515.3	r 26.3	r 37.8	556.4	r 97.9	r 333.3	r 126.6	r 41.7	r 284.3
Memorandum Items													
Africa	605	1,141.6	300.0	366.9	396.2	341.7	330.5	399.4	83.1	193.7	157.6	132.1	131.1
Middle East	405	2,351.4	549.8	609.1	505.0	517.6	569.0	290.7	28.0	26.4	22.8	173.3	363.7
European Union	998	65,214.8	16,325.6	17,120.8	17,466.8	18,420.2	20,354.8	52,803.2	13,449.0	14,395.0	13,935.5	15,845.3	15,777.2
Export earnings: fuel	080	2,861.1	737.6	809.6	732.4	735.0	756.1	648.8	209.0	209.7	173.4	311.7	631.0
Export earnings: nonfuel	092	128,003.0	33,205.6	33,084.4	32,989.6	34,726.5	40,305.5	80,419.4	20,001.4	22,904.7	20,661.5	24,044.8	25,043.4

Israel (436)

In Millions of U.S. Dollars

		Exports (FOB)						Imports (CIF)					
		2016	2017Q1	2017Q2	2017Q3	2017Q4	2018Q1	2016	2017Q1	2017Q2	2017Q3	2017Q4	2018Q1
IFS World		60,401.0	16,361.7	15,309.7	14,129.6	15,325.4	16,888.5	65,804.5	16,447.0	16,420.2	17,514.4	18,769.3	19,998.2
World	001	60,165.0	15,934.3	15,214.1	13,867.6	15,000.8	16,881.3	66,614.6	16,424.1	16,413.4	17,502.8	18,750.6	19,990.9
Advanced Economies	110	42,397.3	11,933.4	11,416.0	10,381.4	10,690.1	11,970.5	47,315.6	11,628.9	11,631.0	12,369.4	13,647.3	15,132.5
Euro Area	163	10,970.2	3,118.1	3,299.7	2,556.6	2,985.0	3,486.8	21,242.3	4,981.5	4,992.5	5,466.7	6,007.7	6,142.1
Austria	122	67.5	r 16.7	r 16.4	r 12.9	r 15.8	r 19.6	408.5	r 110.1	r 149.8	r 151.7	r 120.7	r 124.3
Belgium	124	2,507.3	r 875.2	r 770.9	r 486.7	r 551.1	r 659.1	3,914.0	r 943.5	r 855.8	r 1,025.7	r 1,272.3	r 1,073.2
Cyprus	423	311.1	r 85.2	r 107.4	r 110.1	r 110.9	r 193.7	319.3	r 85.7	r 77.2	r 95.9	r 108.8	r 98.1
Estonia	939	9.6	r 2.8	r 2.0	r 1.9	r 2.4	r 2.4	17.0	r 5.5	r 5.4	r 3.6	r 4.7	r 4.4
Finland	172	85.6	r 18.2	r 11.3	r 14.4	r 19.1	r 18.5	260.1	r 55.2	r 71.6	r 68.2	r 66.6	r 72.5
France	132	1,454.0	r 396.8	r 645.4	r 326.2	r 387.8	r 478.6	1,690.6	r 435.8	r 416.2	r 456.2	r 446.4	r 538.7
Germany	134	1,519.5	r 393.5	r 444.0	r 399.3	r 435.7	r 478.6	4,069.4	r 1,081.2	r 1,113.4	r 1,235.4	r 1,289.8	r 1,464.0
Greece	174	348.6	r 122.4	r 121.9	r 121.5	r 170.6	r 147.8	267.3	r 68.6	r 75.9	r 87.5	r 90.2	r 95.2
Ireland	178	83.4	r 16.6	r 15.2	r 12.6	r 20.9	r 16.9	2,066.5	r 200.7	r 172.6	r 182.7	r 313.1	r 317.3
Italy	136	958.2	r 233.1	r 206.2	r 172.6	r 331.9	r 267.6	2,693.7	r 694.7	r 676.8	r 678.1	r 728.0	r 778.0
Latvia	941	25.4	r 4.9	r 4.3	r 9.6	r 9.0	r 8.9	42.0	r 10.3	r 15.8	r 12.8	r 11.2	r 10.7
Lithuania	946	32.0	r 11.9	r 8.0	r 8.5	r 9.7	r 12.3	38.6	r 8.5	r 12.8	r 10.9	r 12.0	r 13.5
Luxembourg	137	19.4	r 3.5	r 5.8	r 3.3	r 4.7	r 4.2	152.5	r 40.5	r 40.0	r 37.1	r 60.7	r 56.9
Malta	181	138.4	r 29.3	r 55.8	r 27.9	r 19.3	r 51.9	23.7	r 12.7	r 9.3	r 7.3	r 5.0	r 6.6
Netherlands	138	2,139.5	r 566.8	r 547.5	r 562.9	r 582.5	r 630.9	2,700.7	r 639.4	r 663.9	r 763.0	r 858.8	r 931.4
Portugal	182	107.0	r 18.2	r 35.5	r 22.6	r 35.7	r 33.0	152.9	r 44.3	r 58.4	r 55.2	r 52.7	r 49.2
Slovak Republic	936	15.7	r 4.2	r 4.0	r 4.6	r 4.6	r 5.4	153.1	r 47.8	r 79.6	r 59.8	r 58.1	r 73.8
Slovenia	961	251.9	r 104.5	r 85.5	r 47.7	r 82.4	r 206.5	695.1	r 95.4	r 79.5	r 86.5	r 61.3	r 25.1
Spain	184	896.1	r 214.3	r 212.6	r 211.3	r 190.9	r 250.9	1,577.4	r 401.6	r 418.5	r 449.1	r 447.3	r 409.2
Australia	193	510.4	r 133.6	r 127.9	r 131.4	r 150.6	r 120.4	184.9	r 29.0	r 30.4	r 38.8	r 49.4	r 40.6
Canada	156	594.6	r 149.9	r 149.1	r 184.3	r 166.3	r 161.1	283.2	r 73.1	r 74.8	r 76.1	r 74.2	r 88.8
China,P.R.: Hong Kong	532	4,435.6	r 1,386.7	r 888.0	r 1,144.8	r 777.9	r 1,265.3	1,977.4	r 479.9	r 449.4	r 478.9	r 503.6	r 529.2
China,P.R.: Macao	546	0.6	r 0.1	r 0.1	r 0.1	r 0.1	18.7	r 5.1	r 5.3	r 6.4	r 5.3	r 3.1
Czech Republic	935	130.8	r 34.5	r 32.4	r 34.4	r 42.4	r 70.6	612.3	r 113.8	r 150.4	r 150.0	r 158.3	r 172.4
Denmark	128	76.7	r 24.6	r 22.9	r 22.9	r 20.7	r 26.8	251.3	r 73.7	r 76.6	r 68.1	r 63.6	r 67.2
Iceland	176	2.4	r 0.6	r 0.5	r 1.2	r 1.0	r 1.4	2.5	r 0.3	r 11.7	r 0.4	r 0.5	r 0.7
Japan	158	759.0	r 206.1	r 207.1	r 196.5	r 258.2	r 330.9	2,354.2	r 462.5	r 424.4	r 526.6	r 667.8	r 571.1
Korea, Republic of	542	580.1	r 193.5	r 227.6	r 210.9	r 253.7	r 289.4	1,313.2	r 256.7	r 289.8	r 336.0	r 262.2	r 443.0
New Zealand	196	52.7	r 16.4	r 14.6	r 28.7	r 15.0	r 14.4	12.3	r 3.5	r 3.5	r 3.1	r 3.1	r 3.5
Norway	142	55.5	r 14.8	r 12.7	r 9.2	r 10.8	r 21.0	177.2	r 53.7	r 51.7	r 43.5	r 56.9	r 81.1
San Marino	135	0.1	0.0
Singapore	576	450.0	r 94.7	r 99.5	r 136.5	r 133.2	r 136.1	1,519.2	r 394.4	r 449.9	r 329.0	r 359.7	r 420.5
Sweden	144	145.3	r 50.7	r 35.5	r 35.5	r 39.3	r 47.1	495.3	r 200.8	r 210.8	r 218.7	r 175.7	r 196.2
Switzerland	146	1,466.2	r 792.2	r 216.7	r 195.5	r 251.2	r 643.6	4,288.1	r 1,336.3	r 1,363.4	r 1,286.5	r 1,541.8	r 1,513.6
Taiwan Prov.of China	528	660.7	r 222.1	r 190.2	r 161.0	r 128.9	r 111.5	816.0	r 183.7	r 232.4	r 232.4	r 229.0	r 220.3
United Kingdom	112	3,908.9	r 966.0	r 1,306.4	r 1,340.2	r 1,282.6	r 1,041.9	3,669.8	r 1,069.0	r 913.7	r 1,073.0	r 1,245.8	r 1,916.4
United States	111	17,597.5	r 4,528.8	r 4,585.2	r 3,991.7	r 4,173.2	r 4,202.1	8,097.7	r 1,911.9	r 1,900.3	r 2,035.2	r 2,242.7	r 2,722.7
Emerg. & Dev. Economies	200	14,213.5	3,006.5	3,114.7	2,760.0	3,142.3	4,105.4	16,182.1	4,073.1	4,106.2	4,386.1	4,281.8	4,207.3
Emerg. & Dev. Asia	505	8,299.3	1,576.1	1,586.4	1,304.2	1,644.0	2,334.3	9,806.1	2,372.3	2,484.6	2,666.7	2,396.8	2,504.7
Bangladesh	513	0.8	r 0.2	40.9	r 7.9	r 10.1	r 6.3	r 16.2
Bhutan	514	0.6
Cambodia	522	0.5	r 0.2	r 0.2	r 0.2	r 0.2	r 0.3	0.8	r 0.6	r 0.6	r 1.1	r 0.8	r 0.6
China,P.R.: Mainland	924	3,327.6	r 848.2	r 754.0	r 737.1	r 917.9	r 1,555.9	5,896.1	r 1,528.3	r 1,659.0	r 1,793.1	r 1,547.3	r 1,696.4
Fiji	819	2.5	r 0.8	r 0.4	r 0.1	r 0.3	r 0.7	0.0
F.T. French Polynesia	887	0.1	0.0
F.T. New Caledonia	839	0.2
Guam	829	0.2
India	534	2,399.4	r 498.5	r 572.1	r 384.3	r 471.3	r 582.0	1,768.9	r 473.6	r 425.1	r 459.3	r 493.6	r 471.1
Indonesia	536	120.8	r 11.2	r 79.0	r 6.5	r 6.2	r 6.5	43.1	r 13.2	r 12.1	r 11.6	r 10.9	r 28.7
Lao People's Dem.Rep	544	0.5	0.0
Malaysia	548	583.2	r 2.1	r 1.5	r 1.0	r 1.5	r 1.2	14.0	r 3.7	r 2.6	r 3.4	r 4.7	r 3.2
Maldives	556	0.4	0.0
Mongolia	948	0.5	0.0
Myanmar	518	23.9	r 28.6	r 4.8	r 9.5	r 14.9	r 0.7	1.3	r 0.5	r 0.4	r 0.2	r 0.4	r 0.5
Nepal	558	4.2	r 1.4	r 1.1	r 1.7	r 1.9	r 0.9	0.3	r 0.1
Papua New Guinea	853	1.6	r 0.3	r 2.4	r 0.2	r 0.8	r 0.3	0.2

Israel (436)

In Millions of U.S. Dollars

		Exports (FOB)						Imports (CIF)					
		2016	2017Q1	2017Q2	2017Q3	2017Q4	2018Q1	2016	2017Q1	2017Q2	2017Q3	2017Q4	2018Q1
Philippines	566	110.3	r 26.8	r 34.4	r 30.7	r 48.7	r 33.7	74.6	r 24.6	r 22.9	r 24.6	r 16.6	r 16.2
Samoa	862	0.9
Sri Lanka	524	78.1	r 11.9	r 9.1	r 13.9	r 25.1	r 15.0	81.7	r 16.2	r 14.4	r 18.4	r 19.2	r 19.9
Thailand	578	409.4	r 102.9	r 91.2	r 98.9	r 94.7	r 92.9	621.1	r 159.8	r 156.2	r 158.5	r 148.9	r 108.8
Tonga	866	0.1
Vietnam	582	1,199.9	r 25.4	r 26.7	r 14.7	r 36.4	r 40.1	442.4	r 130.1	r 174.4	r 163.3	r 131.0	r 141.7
Asia n.s.	598	34.4	r 17.8	r 9.5	r 5.4	r 23.9	r 4.1	820.0	r 21.7	r 9.0	r 23.0	r 17.1	r 1.4
Europe	170	3,117.7	824.7	836.2	761.2	767.6	1,092.7	4,792.8	1,323.7	1,228.7	1,341.5	1,446.8	1,283.4
Emerg. & Dev. Europe	903	1,911.1	459.1	487.9	515.4	504.7	716.6	3,714.9	895.3	912.6	1,027.7	1,110.7	1,019.7
Albania	914	5.5	0.2
Bosnia and Herzegovina	963	1.6	r 0.6	r 0.5	r 0.6	r 0.6	r 0.3	1.3	r 0.5	r 0.9	r 0.5	r 0.5	r 0.6
Bulgaria	918	38.7	r 10.6	r 10.8	r 15.3	r 9.9	r 12.2	90.9	r 24.8	r 25.3	r 23.6	r 23.8	r 20.7
Croatia	960	25.9	r 3.8	r 6.1	r 4.0	r 2.9	r 5.1	18.4	r 5.2	r 5.5	r 7.8	r 7.8	r 9.5
Gibraltar	823	22.5	r 0.9	r 0.1	r 16.4	r 0.1	r 22.3	0.1	r 0.2	r 0.1	r 0.1
Hungary	944	120.7	r 31.7	r 27.4	r 43.0	r 36.5	r 37.8	372.6	r 61.4	r 65.7	r 85.6	r 58.9	r 68.7
Macedonia, FYR	962	12.0	r 1.5	r 1.2	r 1.2	r 0.8	r 1.0	3.7	r 1.2	r 0.9	r 1.4	r 1.2	r 1.0
Montenegro	943	2.4	0.5
Poland	964	229.0	r 58.3	r 55.4	r 49.2	r 75.4	r 76.6	381.0	r 104.1	r 95.0	r 116.1	r 119.4	r 118.6
Romania	968	116.8	r 32.3	r 37.8	r 26.3	r 30.2	r 37.2	230.4	r 43.8	r 58.8	r 52.7	r 58.4	r 58.4
Serbia, Republic of	942	38.4	14.4
Turkey	186	1,297.6	r 319.4	r 348.6	r 359.4	r 348.3	r 524.1	2,601.5	r 654.3	r 660.5	r 739.8	r 840.6	r 742.1
CIS	901	1,155.0	354.7	337.8	236.8	247.4	332.5	1,077.8	424.5	311.5	307.9	329.4	257.7
Armenia	911	2.8	r 0.6	r 0.5	r 1.3	r 1.8	r 2.0	2.4	r 0.4	r 0.4	r 0.2	r 1.0	r 0.6
Azerbaijan, Rep. of	912	259.9	r 45.7	r 73.1	r 39.1	r 31.4	r 42.3	6.3	r 0.2	r 3.1	r 0.5	r 0.5	r 0.3
Belarus	913	16.5	r 5.1	r 8.2	r 8.7	r 5.4	r 6.1	10.6	r 0.8	r 1.2	r 1.0	r 1.5	r 2.2
Georgia	915	19.7	r 6.8	r 10.0	r 9.6	r 5.3	r 6.2	6.2	r 1.6	r 2.3	r 1.7	r 1.5	r 2.1
Kazakhstan	916	46.4	r 5.2	r 6.4	r 7.7	r 11.1	r 5.3	2.1	r 0.6	r 1.9	r 1.4	r 2.0	r 1.2
Kyrgyz Republic	917	1.8	r 0.2	r 0.6	r 0.1	r 0.4	0.0
Moldova	921	11.1	r 10.1	r 1.3	r 1.0	r 4.2	r 4.5	3.1	r 0.5	r 0.4	r 0.5	r 0.7	r 0.3
Russian Federation	922	620.5	r 230.5	r 209.1	r 126.5	r 156.1	r 213.4	938.8	r 381.9	r 274.4	r 281.6	r 292.9	r 224.9
Tajikistan	923	0.2	r 0.1	r 0.2	0.0	r 0.2
Turkmenistan	925	2.0	r 0.8	r 0.4	r 2.7	r 0.5	r 0.3	0.0	r 0.1
Ukraine	926	160.8	r 47.9	r 26.0	r 27.5	r 30.7	r 48.8	107.8	r 38.3	r 27.7	r 20.6	r 27.3	r 26.0
Uzbekistan	927	13.3	r 1.7	r 2.2	r 12.4	r 0.9	r 3.2	0.4	r 0.1	r 0.1	r 0.4	r 1.8	r 0.1
Europe n.s.	884	51.7	r 10.9	r 10.5	r 9.0	r 15.5	r 43.6	0.0	r 3.9	r 4.6	r 5.9	r 6.7	r 6.0
Mid East, N Africa, Pak	440	184.5	44.8	37.0	34.3	38.4	37.7	385.0	98.1	84.6	82.3	100.9	103.4
Afghanistan, I.R. of	512	0.1
Djibouti	611	16.0	0.1
Egypt	469	79.1	r 19.8	r 23.1	r 19.5	r 21.9	r 20.3	57.2	r 14.1	r 14.9	r 15.8	r 19.9	r 14.3
Jordan	439	48.9	r 11.9	r 12.4	r 14.6	r 15.9	r 16.0	308.0	r 80.1	r 66.6	r 62.4	r 76.6	r 86.7
Mauritania	682	0.0	0.1
Morocco	686	39.6	r 13.1	r 1.5	r 0.2	r 0.6	r 1.4	16.5	r 3.9	r 3.1	r 4.1	r 4.4	r 2.4
Pakistan	564	0.5	1.8
Tunisia	744	0.3	1.2
Sub-Saharan Africa	603	790.8	177.3	174.5	181.9	206.0	204.3	164.3	39.9	43.9	41.7	52.4	54.5
Angola	614	13.9	0.0
Benin	638	4.3	0.0
Botswana	616	51.4	r 16.8	r 20.8	r 5.0	r 2.3	r 0.5	0.0	r 0.1
Burkina Faso	748	0.9	r 0.3	r 0.1	r 1.4	r 0.2	0.0
Cabo Verde	624	0.6	0.0
Cameroon	622	8.7	r 2.5	r 1.0	r 0.8	r 1.0	r 3.8	0.2
Central African Rep.	626	1.2	r 0.2
Chad	628	2.0	0.0
Congo, Dem. Rep. of	636	0.2	0.0
Congo, Republic of	634	5.7	r 0.6	r 0.7	r 0.4	r 0.3	r 0.5	0.2
Côte d'Ivoire	662	10.8	r 4.2	r 2.1	r 1.7	r 1.4	r 2.4	0.3	r 0.1	r 0.1	r 0.1	r 0.1
Equatorial Guinea	642	8.1	r 0.8	r 0.4	r 2.1	r 2.2	r 2.3	0.0
Ethiopia	644	19.4	r 2.3	r 8.9	r 9.0	r 2.5	r 2.0	52.4	r 14.8	r 15.3	r 13.1	r 13.1	r 18.4
Gabon	646	5.2	r 0.4	r 0.2	0.3	r 0.1
Gambia, The	648	0.1	0.1

Israel (436)

In Millions of U.S. Dollars

		Exports (FOB)						Imports (CIF)					
		2016	2017Q1	2017Q2	2017Q3	2017Q4	2018Q1	2016	2017Q1	2017Q2	2017Q3	2017Q4	2018Q1
Ghana	652	49.4	r 8.4	r 10.3	r 8.5	r 6.1	r 6.4	0.9	r 0.4	r 0.6	r 0.5	r 0.6	r 0.4
Guinea	656	0.4	r 0.2	r 0.2	r 0.8	0.0
Guinea-Bissau	654	0.3
Kenya	664	51.9	r 11.3	r 14.5	r 13.2	r 29.9	r 11.8	7.5	r 1.4	r 1.1	r 1.9	r 1.5	r 2.0
Lesotho	666	0.1
Liberia	668	2.4	r 0.8	r 0.6	r 0.3	r 0.6	r 0.2
Madagascar	674	3.4	0.6
Malawi	676	0.2	r 0.3	0.0	r 0.1	r 0.1
Mali	678	13.7	r 4.6	r 0.2	r 0.1	r 0.9	r 1.2	0.0
Mauritius	684	5.9	r 0.6	r 2.9	r 1.1	r 0.7	r 0.9	1.7	r 0.5	r 0.6	r 0.5	r 0.7	r 0.4
Mozambique	688	1.5	0.0
Namibia	728	5.0	r 1.3	r 0.8	r 0.8	r 1.6	r 0.4	0.7	r 0.1	r 0.3	r 1.1	r 0.1
Niger	692	0.3	r 0.3	r 0.1	r 0.2	r 0.1	0.0
Nigeria	694	81.8	r 6.9	r 8.8	r 26.6	r 68.8	r 70.2	3.3	r 0.8	r 0.9	r 1.1	r 0.6	r 1.0
Rwanda	714	13.0	r 4.5	r 0.7	r 0.8	r 2.5	r 0.3	r 0.1
Senegal	722	7.0	r 3.4	r 1.7	r 4.5	r 2.1	r 5.9	4.9	r 1.1	r 1.0	r 0.9	r 1.9
Seychelles	718	0.8	5.6
Sierra Leone	724	0.1	r 0.1	r 0.1	0.0
South Africa	199	267.3	r 74.0	r 71.8	r 69.1	r 61.9	r 63.2	75.1	r 17.9	r 18.1	r 17.7	r 27.7	r 25.2
Swaziland	734	1.2	0.0
Tanzania	738	10.6	r 2.6	r 2.8	r 2.6	r 5.1	r 3.9	7.5	r 1.9	r 3.1	r 2.4	r 2.6	r 1.9
Togo	742	87.2	r 19.6	r 1.2	r 1.0	r 1.3	r 1.2	0.0
Uganda	746	4.6	r 1.2	r 2.3	r 2.4	r 1.4	2.2	r 1.5	r 1.8	r 0.8	r 1.5
Zambia	754	3.3	r 0.8	r 0.5	r 1.7	r 1.5	r 0.7	0.2	r 0.1
Zimbabwe	698	2.6	r 0.2	r 0.3	r 0.4	r 0.2	r 0.8	0.4	r 0.1
Africa n.s.	799	44.4	r 10.3	r 21.5	r 29.8	r 8.9	r 22.6	r 2.0	r 1.3	r 1.2	r 2.7	r 1.3
Western Hemisphere	205	1,821.1	383.6	480.6	478.4	486.3	436.4	1,034.0	239.1	264.4	253.9	284.9	261.3
Anguilla	312	0.0	0.4
Antigua and Barbuda	311	0.1
Argentina	213	107.9	r 26.2	r 27.5	r 41.0	r 38.8	r 24.9	139.4	r 33.9	r 36.4	r 34.8	r 29.8	r 47.0
Aruba	314	0.2	1.0
Bahamas, The	313	1.1	r 0.1	1.3	r 0.3	r 0.7	r 0.4	r 0.5	r 0.1
Barbados	316	1.1	r 0.2	r 0.3	r 0.5	r 0.2	r 0.1	0.0	r 0.1
Belize	339	20.4	0.7
Bermuda	319	0.2	r 0.2	2.7	r 0.5	r 0.3
Bolivia	218	2.8	r 0.6	r 0.8	r 0.8	r 0.7	r 0.7	3.5	r 0.5	r 0.5	r 0.6	r 0.5	r 0.7
Brazil	223	747.2	r 155.1	r 239.1	r 245.1	r 219.4	r 204.1	253.5	r 52.3	r 54.0	r 51.5	r 57.2	r 45.7
Chile	228	137.3	r 24.4	r 28.8	r 26.5	r 40.6	r 23.2	85.9	r 28.1	r 27.6	r 22.4	r 28.2	r 33.6
Colombia	233	88.9	r 16.4	r 23.0	r 18.3	r 23.7	r 18.4	15.2	r 3.0	r 3.0	r 4.3	r 4.1	r 3.0
Costa Rica	238	37.0	r 12.1	r 7.3	r 12.6	r 10.7	r 6.7	4.1	r 0.9	r 1.6	r 1.1	r 1.0	r 1.2
Curacao	354	0.4
Dominica	321	1.1	0.0
Dominican Republic	243	25.8	r 5.5	r 5.9	r 7.9	r 5.7	r 4.5	4.9	r 1.2	r 1.3	r 1.0	r 1.1	r 1.5
Ecuador	248	20.1	r 5.8	r 7.0	r 5.5	r 5.3	r 4.9	6.4	r 1.3	r 1.7	r 1.6	r 1.8	r 1.5
El Salvador	253	9.5	r 1.3	r 1.1	r 1.7	r 2.6	r 1.3	0.0	r 0.1
Falkland Islands	323	0.6	0.1
Guatemala	258	29.5	r 6.1	r 5.0	r 5.2	r 8.8	r 4.9	2.6	r 0.8	r 0.8	r 1.0	r 0.6	r 1.2
Guyana	336	0.8	r 0.1	r 0.1	r 0.8	r 0.1	5.0	r 0.5
Haiti	263	0.6	r 0.2	r 0.3	r 1.0	r 0.2	r 0.4	0.0
Honduras	268	35.3	r 9.9	r 3.1	r 3.0	r 2.5	r 14.2	0.1	r 0.1	r 0.2
Jamaica	343	4.5	r 1.2	r 1.1	r 0.9	r 1.1	r 1.2	0.2	r 0.1	r 0.2	r 0.1
Mexico	273	380.5	r 84.3	r 95.0	r 77.6	r 88.0	r 98.0	168.8	r 33.4	r 45.9	r 62.8	r 51.8	r 38.4
Nicaragua	278	5.5	r 1.8	r 2.8	r 1.2	r 1.2	r 0.7	0.2
Panama	283	14.3	r 2.4	r 2.7	r 3.2	r 2.7	r 5.3	47.5	r 5.9	r 2.7	r 3.7	r 10.5	r 4.7
Paraguay	288	5.0	r 0.1	r 1.0	r 3.8	r 2.1	r 0.4	104.1	r 19.1	r 23.5	r 18.9	r 17.5	r 14.7
Peru	293	74.4	r 19.9	r 17.4	r 14.6	r 19.7	r 16.7	6.3	r 1.6	r 1.1	r 2.1	r 2.0	r 2.2
St. Lucia	362	0.2
St. Vincent & Grens.	364	0.8	0.0
Suriname	366	0.2	0.2
Trinidad and Tobago	369	2.9	r 0.5	r 0.9	r 0.1	r 0.5	r 0.3	0.1	r 0.1

Israel (436)

In Millions of U.S. Dollars

		Exports (FOB)						Imports (CIF)					
		2016	2017Q1	2017Q2	2017Q3	2017Q4	2018Q1	2016	2017Q1	2017Q2	2017Q3	2017Q4	2018Q1
Uruguay	298	17.2	r 4.2	r 2.7	r 3.8	r 5.8	r 1.9	165.1	r 53.7	r 44.0	r 38.1	r 28.0	r 55.4
Venezuela, Rep. Bol.	299	2.4	r 0.9	r 1.6	r 0.2	r 0.7	r 0.1	9.9	r 2.0	r 1.5	r 3.2	r 1.6	r 1.0
Western Hem. n.s.	399	45.3	r 4.1	r 6.1	r 3.1	r 5.2	r 3.5	4.7	r 17.9	r 6.2	r 48.3	r 9.0
Other Countries n.i.e	910	15.4	1.5
Cuba	928	15.4	1.5
Countries & Areas n.s.	898	3,538.8	r 994.4	r 683.4	r 726.2	r 1,168.4	r 805.4	3,115.3	r 722.1	r 676.2	r 747.3	r 821.5	r 651.1
Memorandum Items													
Africa	605	846.7	190.4	176.0	182.1	206.6	205.7	182.3	43.8	47.0	45.8	56.8	56.9
Middle East	405	128.1	31.7	35.5	34.1	37.8	36.3	365.2	94.2	81.5	78.2	96.5	101.0
European Union	998	15,763.0	4,330.6	4,834.4	4,127.4	4,524.9	4,842.1	27,364.4	6,678.1	6,594.3	7,262.3	7,919.4	8,770.2
Export earnings: fuel	080	1,162.5	315.1	332.4	230.0	301.3	358.7	986.0	390.4	287.0	294.4	304.1	233.6
Export earnings: nonfuel	092	59,002.5	15,619.2	14,881.7	13,637.6	14,699.5	16,522.6	65,628.6	16,033.7	16,126.4	17,208.4	18,446.5	19,757.3

Italy (136)

In Millions of U.S. Dollars

		Exports (FOB)						Imports (CIF)					
		2016	2017Q1	2017Q2	2017Q3	2017Q4	2018Q1	2016	2017Q1	2017Q2	2017Q3	2017Q4	2018Q1
IFS World		461,736.5	115,928.4	126,070.8	126,095.4	138,146.8	138,264.4	406,788.2	108,869.3	112,350.8	110,524.0	120,398.7	128,961.8
World	001	461,736.6	115,928.4	126,105.5	126,073.4	138,202.2	138,311.4	406,788.3	108,869.1	112,381.9	110,505.8	120,447.4	129,015.1
Advanced Economies	110	324,319.0	82,608.0	87,850.8	87,516.0	96,125.3	98,786.5	262,245.7	68,661.3	71,278.9	69,812.1	78,495.1	81,533.8
Euro Area	163	189,637.0	48,506.5	52,172.8	50,735.0	54,447.1	58,808.2	194,659.3	50,670.4	52,513.9	52,684.4	59,417.4	61,681.7
Austria	122	9,836.2	r 2,446.7	r 2,706.0	r 2,687.4	r 2,835.5	r 3,071.3	9,328.3	r 2,446.9	r 2,521.7	r 2,581.2	r 2,872.6	r 2,986.2
Belgium	124	14,971.0	r 3,648.7	r 3,746.4	r 4,029.0	r 3,879.9	r 4,131.6	19,649.5	r 5,055.7	r 5,036.9	r 4,890.7	r 5,275.4	r 5,976.8
Cyprus	423	558.0	r 148.0	r 180.7	r 186.1	r 241.7	r 310.1	73.0	r 17.3	r 28.5	r 23.9	r 20.0	r 31.5
Estonia	939	455.2	r 107.5	r 133.1	r 125.3	r 144.7	r 133.9	130.4	r 34.4	r 34.8	r 36.1	r 40.5	r 42.1
Finland	172	1,716.1	r 425.5	r 442.5	r 450.9	r 477.8	r 516.6	1,481.2	r 417.1	r 387.7	r 401.2	r 506.9	r 492.9
France	132	48,712.6	r 12,250.5	r 13,377.0	r 12,574.3	r 13,899.5	r 14,810.3	36,253.9	r 9,380.1	r 9,804.9	r 9,653.1	r 10,933.1	r 11,593.7
Germany	134	58,346.1	r 15,108.7	r 15,655.3	r 15,796.4	r 16,508.8	r 18,181.8	66,359.7	r 17,185.8	r 17,975.5	r 18,289.0	r 20,404.2	r 21,858.4
Greece	174	4,307.0	r 1,030.5	r 1,133.8	r 1,173.4	r 1,234.6	r 1,315.1	2,869.0	r 700.4	r 727.5	r 713.8	r 878.0	r 927.8
Ireland	178	1,915.1	r 648.9	r 1,033.3	r 437.9	r 477.9	r 790.6	3,811.6	r 908.7	r 1,167.9	r 969.6	r 1,164.0	r 1,137.7
Latvia	941	480.9	r 110.5	r 130.0	r 147.7	r 148.0	r 140.8	135.4	r 33.0	r 32.2	r 38.1	r 49.7	r 46.8
Lithuania	946	893.9	r 206.7	r 236.7	r 250.2	r 272.4	r 267.4	546.0	r 121.4	r 146.9	r 162.6	r 181.1	r 171.0
Luxembourg	137	530.0	r 131.1	r 145.2	r 145.0	r 177.3	r 165.9	967.7	r 198.1	r 169.2	r 152.2	r 174.5	r 163.3
Malta	181	1,783.4	r 385.6	r 556.7	r 450.8	r 508.7	r 432.8	448.5	r 84.6	r 138.1	r 163.1	r 131.1	r 107.3
Netherlands	138	10,745.1	r 2,689.8	r 2,897.5	r 3,013.2	r 3,214.2	r 3,526.3	22,312.0	r 5,820.4	r 5,959.8	r 6,199.0	r 7,480.4	r 6,810.1
Portugal	182	3,910.6	r 1,036.0	r 1,132.1	r 1,115.6	r 1,214.3	r 1,251.1	1,780.3	r 490.1	r 509.2	r 449.6	r 533.8	r 517.8
Slovak Republic	936	3,061.7	r 762.6	r 813.5	r 782.7	r 864.9	r 910.7	3,644.7	r 1,017.1	r 1,089.1	r 1,596.0	r 1,443.8	r 1,610.4
Slovenia	961	4,078.1	r 1,151.9	r 1,174.4	r 1,098.5	r 1,281.5	r 1,447.7	2,937.1	r 772.8	r 836.0	r 824.8	r 930.0	r 1,003.1
Spain	184	23,336.2	r 6,217.5	r 6,678.5	r 6,270.3	r 7,065.5	r 7,404.2	21,931.0	r 5,986.5	r 5,948.0	r 5,540.4	r 6,398.2	r 6,204.9
Australia	193	3,951.6	r 933.6	r 1,017.5	r 1,111.6	r 1,269.6	r 1,171.9	538.6	r 174.6	r 137.1	r 201.8	r 162.2	r 139.2
Canada	156	4,090.1	r 979.1	r 1,088.4	r 1,167.9	r 1,217.7	r 1,164.6	1,632.8	r 461.5	r 419.5	r 365.6	r 498.6	r 519.4
China,P.R.: Hong Kong	532	6,381.3	r 1,633.6	r 1,627.7	r 1,753.7	r 1,771.2	r 1,729.9	264.7	r 73.2	r 71.6	r 85.2	r 77.6	r 92.2
China,P.R.: Macao	546	172.6	r 51.8	r 42.7	r 42.0	r 58.6	r 69.8	6.3	r 3.1	r 2.1	r 2.1	r 1.7	r 1.9
Czech Republic	935	5,931.2	r 1,533.8	r 1,669.9	r 1,675.8	r 1,819.1	r 1,946.7	7,015.2	r 1,771.1	r 1,925.3	r 1,812.3	r 1,937.7	r 2,099.6
Denmark	128	3,064.0	r 762.8	r 790.9	r 863.3	r 880.1	r 888.5	2,449.7	r 669.5	r 647.8	r 673.6	r 828.0	r 784.9
Iceland	176	134.4	r 30.1	r 40.3	r 31.4	r 34.3	r 38.5	26.1	r 4.7	r 6.1	r 5.2	r 5.1	r 8.5
Israel	436	2,773.8	r 717.7	r 733.7	r 685.6	r 803.2	r 753.0	1,000.8	r 274.9	r 227.3	r 178.1	r 239.1	r 284.0
Japan	158	6,662.0	r 1,709.8	r 1,768.5	r 1,886.8	r 2,056.4	r 1,864.1	4,453.6	r 1,085.7	r 1,506.7	r 1,038.1	r 1,074.5	r 1,155.2
Korea, Republic of	542	4,408.8	r 1,128.2	r 1,169.2	r 1,252.9	r 1,328.5	r 1,341.2	3,282.4	r 868.7	r 973.2	r 977.1	r 1,007.2	r 1,214.1
New Zealand	196	521.9	r 114.8	r 143.0	r 167.2	r 184.9	r 148.9	272.8	r 63.3	r 71.6	r 69.3	r 54.8	r 63.4
Norway	142	1,699.6	r 394.3	r 461.9	r 419.3	r 626.0	r 480.6	742.7	r 245.3	r 252.2	r 241.1	r 312.2	r 174.2
San Marino	135	32.1	r 11.7	r 7.3	r 8.4	r 12.5	r 14.0
Singapore	576	2,038.3	r 622.1	r 595.7	r 543.9	r 624.7	r 649.7	289.8	r 78.8	r 81.7	r 102.0	r 116.7	r 112.3
Sweden	144	4,656.0	r 1,216.9	r 1,296.2	r 1,249.2	r 1,385.1	r 1,591.1	3,981.8	r 990.1	r 1,041.6	r 1,005.5	r 1,221.3	r 1,249.3
Switzerland	146	21,039.0	r 5,147.7	r 5,526.2	r 5,667.4	r 7,041.9	r 6,446.8	11,761.4	r 3,284.9	r 3,400.5	r 2,809.7	r 3,079.8	r 3,165.1
Taiwan Prov.of China	528	1,464.9	r 419.0	r 429.0	r 386.2	r 449.3	r 426.6	2,010.2	r 501.6	r 587.6	r 570.1	r 517.4	r 696.1
United Kingdom	112	24,810.7	r 6,002.0	r 6,397.5	r 6,633.5	r 7,106.6	r 6,877.1	12,455.5	r 3,052.1	r 3,083.4	r 3,038.5	r 3,707.4	r 3,531.4
United States	111	40,819.5	r 10,683.2	r 10,865.1	r 11,226.8	r 12,998.6	r 12,366.7	15,400.9	r 4,387.8	r 4,329.7	r 3,952.4	r 4,236.3	r 4,561.3
Vatican	187	29.8	r 9.1	r 7.4	r 8.4	r 10.0	r 8.9	1.2	r 0.1	r 0.0	r 0.0	r 0.1	r 0.1
Emerg. & Dev. Economies	200	132,693.0	32,220.5	36,989.1	37,249.4	40,308.3	37,801.3	143,247.0	39,900.1	40,752.1	40,335.1	41,564.0	47,067.7
Emerg. & Dev. Asia	505	23,296.9	5,794.5	6,774.2	6,990.5	7,779.6	6,817.4	45,451.4	12,201.7	12,580.7	12,990.8	11,003.4	14,028.1
American Samoa	859	0.2	r 0.0	r 0.1	r 0.1	r 0.3	r 0.1	0.0	r 0.0	r 0.0
Bangladesh	513	562.2	r 125.9	r 158.7	r 249.3	r 298.9	r 166.5	1,462.1	r 461.0	r 318.4	r 473.8	r 303.3	r 504.1
Bhutan	514	2.0	r 0.3	r 1.2	r 0.5	r 0.2	r 0.8	0.1	r 0.8	r 0.9	r 0.8	r 1.7	r 1.5
Brunei Darussalam	516	24.5	r 5.6	r 4.3	r 3.1	r 5.5	r 2.8	0.2	r 0.1	r 0.3	r 0.0	r 0.0	r 0.1
Cambodia	522	68.7	r 19.3	r 18.0	r 15.7	r 27.9	r 20.9	339.3	r 88.5	r 70.5	r 118.1	r 91.2	r 105.6
China,P.R.: Mainland	924	12,227.3	r 3,258.4	r 3,811.0	r 3,938.8	r 4,284.9	r 3,701.7	30,269.9	r 7,759.7	r 7,979.6	r 8,956.1	r 7,385.4	r 9,348.9
Fiji	819	19.1	r 1.3	r 1.3	r 3.1	r 1.8	r 1.0	0.1	r 0.0	r 16.3	r 0.0	r 0.0
F.T. French Polynesia	887	23.0	r 5.7	r 6.2	r 6.4	r 6.5	r 8.0	3.9	r 1.5	r 0.3	r 1.4	r 0.1	r 1.7
F.T. New Caledonia	839	43.6	r 7.9	r 8.7	r 10.0	r 11.7	r 10.4	12.0	r 5.0	r 4.1	r 0.2	r 0.0	r 2.2
Guam	829	9.2	r 2.0	r 2.9	r 2.0	r 2.7	r 2.5	0.1	r 0.2	r 0.0	r 0.0	r 0.0	r 0.2
India	534	3,617.0	r 836.4	r 969.7	r 1,055.5	r 1,192.7	r 1,154.5	4,692.3	r 1,486.1	r 1,681.8	r 1,302.6	r 1,315.8	r 1,831.0
Indonesia	536	1,277.0	r 290.2	r 326.6	r 297.0	r 373.7	r 351.8	1,836.8	r 508.0	r 566.5	r 541.7	r 491.9	r 576.8
Kiribati	826	0.3	r 0.0	r 0.2	r 0.0
Lao People's Dem.Rep	544	14.7	r 12.4	r 2.0	r 2.0	r 2.1	r 2.8	30.6	r 3.3	r 5.2	r 8.5	r 6.1	r 4.4
Malaysia	548	1,170.9	r 337.8	r 348.1	r 348.5	r 387.4	r 361.6	1,061.7	r 267.6	r 293.3	r 305.1	r 283.2	r 314.5
Maldives	556	31.5	r 8.3	r 6.4	r 7.3	r 14.9	r 11.7	10.0	r 2.5	r 2.0	r 1.6	r 3.2	r 4.2

Italy (136)

In Millions of U.S. Dollars

		Exports (FOB)						Imports (CIF)					
		2016	2017Q1	2017Q2	2017Q3	2017Q4	2018Q1	2016	2017Q1	2017Q2	2017Q3	2017Q4	2018Q1
Marshall Islands	867	436.8	r 25.7	r 9.1	r 0.5	r 0.0	0.0	r 0.0	r 0.0	r 0.5	r 0.7
Mongolia	948	34.0	r 9.9	r 9.8	r 15.8	r 11.1	r 7.8	42.2	r 13.5	r 10.1	r 12.5	r 13.5	r 14.6
Myanmar	518	101.2	r 28.6	r 25.9	r 18.0	r 27.6	r 18.4	104.9	r 25.6	r 31.1	r 53.0	r 35.4	r 50.1
Nauru	836	0.1	r 0.0	0.0
Nepal	558	17.6	r 2.7	r 3.4	r 4.2	r 5.0	r 9.3	10.7	r 2.5	r 2.6	r 3.7	r 2.6	r 3.0
Palau	565	0.1	r 0.0	r 0.0	r 0.0	r 0.0	r 0.1	0.0	r 0.0
Papua New Guinea	853	22.3	r 5.9	r 9.8	r 2.3	r 5.7	r 4.8	73.3	r 21.8	r 22.4	r 20.0	r 21.4	r 17.1
Philippines	566	676.8	r 162.3	r 187.8	r 188.0	r 219.3	r 185.6	240.7	r 79.5	r 80.2	r 75.8	r 64.3	r 82.4
Samoa	862	0.7	r 0.1	r 0.1	r 0.0	r 0.9	r 0.4	0.0
Solomon Islands	813	0.2	r 0.1	r 0.0	r 0.0	r 0.1	r 0.0	34.0	r 17.1	r 11.8	r 9.1	r 3.5	r 15.5
Sri Lanka	524	260.2	r 58.6	r 69.6	r 82.1	r 80.2	r 72.4	376.4	r 98.1	r 102.4	r 124.3	r 125.7	r 115.6
Thailand	578	1,472.2	r 339.5	r 402.9	r 413.2	r 446.3	r 389.7	1,562.6	r 437.2	r 485.7	r 427.5	r 397.1	r 470.5
Timor-Leste	537	0.2	r 0.2	r 0.1	r 0.0	r 0.3	r 0.0	0.1	r 0.1	r 0.0
Tonga	866	0.1	r 0.0	r 0.0	r 0.0	r 0.0	0.2	r 0.0	r 0.1	r 0.1	r 0.7
Tuvalu	869	r 0.2	r 0.0	r 0.0	r 0.0
Vanuatu	846	0.5	r 0.1	r 0.2	r 1.3	r 0.3	r 0.1	0.1
Vietnam	582	1,155.0	r 274.1	r 372.8	r 307.8	r 370.3	r 330.7	3,286.9	r 922.1	r 895.1	r 554.2	r 457.1	r 563.4
Asia n.s.	598	27.5	r 0.9	r 0.6	r 9.3	r 0.7	r 0.8	0.1	r 0.0	r 0.0	r 0.1	r 0.0
Europe	170	56,940.1	14,193.5	16,210.9	16,236.8	17,190.6	17,258.9	58,280.8	16,056.5	17,136.8	15,852.2	17,684.4	19,059.0
Emerg. & Dev. Europe	903	45,651.1	11,510.4	13,000.7	12,650.5	13,646.3	14,069.0	38,488.1	10,151.2	10,874.4	10,220.6	11,375.1	11,950.4
Albania	914	1,400.4	r 316.3	r 405.6	r 399.6	r 417.7	r 371.1	992.5	r 262.2	r 286.5	r 285.3	r 318.4	r 331.4
Bosnia and Herzegovina	963	719.6	r 171.0	r 206.0	r 194.3	r 214.4	r 203.4	753.0	r 170.2	r 188.2	r 194.5	r 205.5	r 210.2
Bulgaria	918	2,311.1	r 530.7	r 635.4	r 577.8	r 653.6	r 682.7	2,786.7	r 660.9	r 716.9	r 674.8	r 757.3	r 728.6
Croatia	960	2,855.6	r 786.0	r 834.7	r 938.6	r 836.1	r 909.4	1,687.7	r 411.5	r 446.7	r 441.6	r 525.5	r 473.5
Faroe Islands	816	17.5	r 0.8	r 0.8	r 2.0	r 1.0	r 1.5	0.2	r 0.3	r 0.0	r 0.1	r 0.0	r 0.0
Gibraltar	823	889.0	r 342.3	r 298.9	r 224.2	r 276.6	r 270.0	6.8	r 0.4	r 0.1	r 20.1	r 0.0	r 0.1
Hungary	944	4,803.1	r 1,210.3	r 1,357.6	r 1,342.3	r 1,398.9	r 1,490.4	5,093.6	r 1,429.4	r 1,501.5	r 1,437.5	r 1,566.4	r 1,619.5
Kosovo	967	99.1	r 22.6	r 29.7	r 28.0	r 33.5	r 27.1	5.9	r 1.8	r 1.4	r 2.7	r 2.6	r 2.5
Macedonia, FYR	962	282.3	r 60.5	r 78.8	r 70.6	r 82.3	r 79.2	189.4	r 40.0	r 42.8	r 49.5	r 48.6	r 53.4
Montenegro	943	148.1	r 31.0	r 45.1	r 50.9	r 39.7	r 46.3	26.8	r 4.1	r 5.6	r 5.8	r 6.4	r 6.3
Poland	964	12,441.9	r 3,324.2	r 3,552.5	r 3,508.9	r 3,834.6	r 4,334.5	9,726.6	r 2,597.5	r 2,842.7	r 2,761.9	r 2,919.1	r 2,909.3
Romania	968	7,393.9	r 1,843.1	r 2,141.0	r 2,015.3	r 2,183.9	r 2,209.7	6,991.7	r 1,714.4	r 1,780.2	r 1,859.3	r 2,056.9	r 2,146.2
Serbia, Republic of	942	1,665.5	r 434.2	r 478.1	r 439.8	r 490.4	r 527.0	1,972.3	r 492.4	r 577.4	r 458.8	r 504.3	r 617.4
Turkey	186	10,624.3	r 2,437.5	r 2,936.3	r 2,858.2	r 3,183.7	r 2,916.8	8,255.0	r 2,366.1	r 2,484.4	r 2,028.6	r 2,464.2	r 2,852.1
CIS	901	11,265.4	2,677.6	3,205.0	3,575.4	3,536.2	3,183.6	19,792.1	5,905.2	6,261.9	5,631.5	6,309.2	7,108.4
Armenia	911	104.7	r 25.4	r 37.7	r 36.0	r 33.3	r 36.3	33.4	r 5.4	r 10.6	r 12.5	r 9.3	r 8.6
Azerbaijan, Rep. of	912	299.6	r 62.3	r 76.3	r 78.6	r 68.2	r 67.6	3,232.4	r 1,102.5	r 1,336.1	r 1,327.8	r 1,471.6	r 1,484.6
Belarus	913	308.5	r 75.0	r 114.0	r 112.2	r 115.4	r 114.9	77.7	r 18.4	r 20.2	r 20.2	r 27.5	r 24.6
Georgia	915	264.5	r 42.7	r 51.8	r 51.9	r 54.9	r 51.4	70.8	r 19.0	r 19.1	r 9.4	r 11.8	r 17.3
Kazakhstan	916	931.5	r 144.2	r 186.1	r 171.2	r 215.0	r 196.8	1,627.9	r 380.5	r 460.5	r 252.2	r 414.5	r 339.7
Kyrgyz Republic	917	24.0	r 5.2	r 5.1	r 9.1	r 5.8	r 7.4	1.1	r 0.3	r 0.2	r 0.1	r 15.5	r 0.1
Moldova	921	227.9	r 55.0	r 73.7	r 66.8	r 69.0	r 72.9	262.3	r 62.3	r 53.1	r 83.7	r 116.0	r 101.0
Russian Federation	922	7,401.3	r 1,870.4	r 2,205.8	r 2,548.1	r 2,421.5	r 2,135.4	11,772.6	r 3,503.7	r 3,558.3	r 3,335.1	r 3,472.4	r 4,196.5
Tajikistan	923	48.4	r 2.5	r 2.3	r 4.9	r 6.6	r 7.6	80.4	r 7.4	r 6.2	r 5.3	r 4.1	r 4.9
Turkmenistan	925	247.7	r 34.3	r 30.4	r 31.5	r 30.2	r 8.2	422.6	r 83.2	r 36.5	r 0.3	r 15.3	r 1.4
Ukraine	926	1,213.1	r 317.5	r 366.2	r 432.5	r 457.0	r 412.0	2,195.1	r 716.3	r 750.6	r 575.4	r 745.2	r 921.8
Uzbekistan	927	194.1	r 43.1	r 55.8	r 32.7	r 59.3	r 73.1	15.8	r 6.1	r 10.4	r 9.4	r 5.9	r 7.9
Europe n.s.	884	23.6	r 5.4	r 5.2	r 10.9	r 8.0	r 6.2	0.7	r 0.1	r 0.4	r 0.1	r 0.1	r 0.2
Mid East, N Africa, Pak	440	33,363.6	7,720.9	8,671.5	8,360.5	9,442.6	8,248.7	23,233.8	7,611.5	6,879.8	7,187.0	8,606.1	9,417.4
Afghanistan, I.R. of	512	10.9	r 3.7	r 6.8	r 3.8	r 4.5	r 3.5	1.2	r 0.3	r 0.4	r 0.3	r 0.6	r 0.9
Algeria	612	4,107.7	r 658.8	r 1,006.5	r 899.0	r 1,041.5	r 762.8	4,717.4	r 1,643.2	r 1,276.6	r 1,041.6	r 1,608.9	r 1,933.7
Bahrain, Kingdom of	419	290.3	r 65.9	r 74.8	r 63.2	r 79.6	r 74.4	136.4	r 26.2	r 29.0	r 34.6	r 35.1	r 97.2
Djibouti	611	32.6	r 7.6	r 6.1	r 6.3	r 7.7	r 6.1	1.1	r 0.4	r 0.5	r 0.1	r 0.3	r 0.5
Egypt	469	3,420.7	r 815.9	r 918.4	r 815.8	r 734.4	r 673.4	1,696.5	r 525.1	r 552.2	r 521.7	r 452.9	r 598.9
Iran, I.R. of	429	1,702.0	r 445.7	r 476.7	r 475.1	r 565.2	r 502.3	1,147.8	r 859.8	r 812.6	r 775.3	r 1,371.7	r 1,005.0
Iraq	433	683.8	r 89.7	r 245.7	r 171.4	r 139.7	r 145.6	3,267.4	r 801.2	r 629.9	r 812.3	r 947.4	r 887.4
Jordan	439	843.5	r 174.4	r 172.3	r 259.6	r 188.7	r 184.6	47.8	r 14.9	r 11.3	r 11.4	r 13.4	r 19.2
Kuwait	443	1,211.5	r 255.6	r 296.4	r 395.3	r 372.3	r 318.7	1,024.3	r 364.6	r 335.8	r 352.9	r 302.5	r 124.8
Lebanon	446	1,290.6	r 367.5	r 400.8	r 507.3	r 441.6	r 392.2	38.2	r 11.5	r 16.6	r 8.8	r 9.2	r 12.8
Libya	672	1,187.2	r 327.3	r 259.5	r 268.7	r 374.2	r 305.6	1,989.5	r 764.1	r 558.4	r 893.4	r 944.2	r 1,371.0

Italy (136)

In Millions of U.S. Dollars

		Exports (FOB)						Imports (CIF)					
		2016	2017Q1	2017Q2	2017Q3	2017Q4	2018Q1	2016	2017Q1	2017Q2	2017Q3	2017Q4	2018Q1
Mauritania	682	34.5	r 8.7	r 8.5	r 10.7	r 6.7	r 8.2	115.0	r 28.5	r 40.4	r 20.2	r 33.4	r 39.9
Morocco	686	1,782.9	r 475.0	r 502.6	r 536.3	r 620.0	r 586.3	923.3	r 257.9	r 351.8	r 227.5	r 293.9	r 316.0
Oman	449	901.6	r 132.9	r 146.2	r 203.8	r 265.7	r 296.5	55.7	r 9.0	r 22.9	r 14.0	r 17.9	r 26.6
Pakistan	564	686.7	r 165.9	r 278.1	r 154.5	r 255.5	r 224.9	664.1	r 187.9	r 170.3	r 187.7	r 163.0	r 199.2
Qatar	453	999.2	r 249.0	r 222.6	r 264.9	r 319.0	r 321.6	1,013.1	r 286.8	r 352.0	r 344.0	r 340.4	r 382.3
Saudi Arabia	456	4,624.4	r 1,090.2	r 1,122.9	r 939.0	r 1,292.8	r 927.9	2,826.7	r 988.3	r 912.2	r 1,061.9	r 881.9	r 1,218.6
Somalia	726	22.5	r 7.1	r 10.0	r 9.9	r 11.0	r 13.6	1.0	r 0.0	r 0.2	r 0.3	r 0.1	r 0.1
Sudan	732	143.0	r 33.5	r 40.5	r 41.1	r 41.7	r 31.0	17.7	r 8.5	r 5.5	r 5.1	r 7.5	r 4.8
Syrian Arab Republic	463	78.3	r 22.8	r 24.8	r 26.3	r 32.1	r 26.8	8.3	r 1.9	r 1.5	r 2.1	r 2.7	r 2.3
Tunisia	744	3,234.6	r 934.4	r 907.8	r 769.5	r 984.1	r 1,117.1	2,482.2	r 593.3	r 620.6	r 539.2	r 746.7	r 748.4
United Arab Emirates	466	5,997.4	r 1,371.7	r 1,514.8	r 1,515.4	r 1,640.2	r 1,308.4	1,053.0	r 236.1	r 176.0	r 330.1	r 428.7	r 424.0
West Bank and Gaza	487	20.1	r 5.1	r 5.7	r 7.0	r 8.2	r 5.2	1.9	r 0.2	r 0.2	r 0.1	r 0.5	r 0.2
Yemen, Republic of	474	57.5	r 12.6	r 23.1	r 16.7	r 16.2	r 12.0	4.2	r 1.7	r 2.9	r 2.4	r 3.4	r 3.4
Sub-Saharan Africa	603	5,166.6	1,219.9	1,449.0	1,389.6	1,509.1	1,465.1	6,575.9	1,652.1	1,524.0	1,567.3	1,594.7	1,886.9
Angola	614	208.2	r 58.9	r 127.9	r 85.6	r 44.9	r 64.7	457.0	r 68.1	r 2.8	r 204.8	r 124.4	r 169.8
Benin	638	41.7	r 7.2	r 11.2	r 10.9	r 10.0	r 13.2	7.6	r 1.5	r 2.2	r 0.8	r 1.4	r 1.5
Botswana	616	7.4	r 2.3	r 2.1	r 1.9	r 2.9	r 2.0	9.4	r 1.4	r 0.2	r 0.3	r 0.0	r 0.2
Burkina Faso	748	54.6	r 14.2	r 15.4	r 15.1	r 13.1	r 15.9	2.8	r 12.8	r 0.1	r 5.9	r 12.9	r 0.2
Burundi	618	4.6	r 0.7	r 0.9	r 0.6	r 1.2	r 0.6	2.1	r 0.7	r 0.8	r 0.3	r 0.3	r 0.3
Cabo Verde	624	23.4	r 2.9	r 31.5	r 5.7	r 10.0	r 4.7	7.3	r 2.0	r 0.7	r 2.6	r 2.1	r 1.3
Cameroon	622	125.1	r 31.7	r 35.0	r 30.1	r 44.1	r 46.7	430.3	r 139.1	r 100.9	r 74.5	r 44.7	r 123.7
Central African Rep.	626	11.6	r 1.9	r 2.6	r 2.7	r 1.3	r 1.0	1.5	r 0.3	r 0.3	r 0.2	r 0.2	r 0.3
Chad	628	10.3	r 1.0	r 2.2	r 2.6	r 3.7	r 0.6	0.0	r 0.5	r 0.0	r 0.0	r 0.9	r 0.5
Comoros	632	1.0	r 0.4	r 0.8	r 1.1	r 0.6	r 0.7	0.4	r 0.1	r 0.0
Congo, Dem. Rep. of	636	47.7	r 8.8	r 8.7	r 11.3	r 10.1	r 5.8	169.9	r 19.2	r 46.8	r 111.7	r 91.9	r 68.2
Congo, Republic of	634	146.4	r 22.0	r 33.4	r 19.8	r 29.7	r 22.6	777.2	r 116.9	r 157.9	r 80.9	r 175.5	r 125.4
Côte d'Ivoire	662	199.9	r 41.3	r 50.1	r 43.1	r 55.1	r 60.7	327.4	r 60.1	r 62.9	r 76.6	r 75.9	r 92.6
Equatorial Guinea	642	24.9	r 17.3	r 4.3	r 6.5	r 3.7	r 5.1	239.5	r 71.7	r 0.3	r 0.2	r 69.6	r 44.6
Eritrea	643	18.0	r 4.7	r 4.3	r 10.5	r 12.9	r 3.2	2.5	r 0.5	r 0.7	r 0.6	r 0.4	r 0.7
Ethiopia	644	358.7	r 67.4	r 93.3	r 80.8	r 70.3	r 51.3	57.2	r 10.4	r 18.2	r 15.9	r 11.0	r 14.3
Gabon	646	49.6	r 10.8	r 13.9	r 10.1	r 12.8	r 11.2	391.9	r 74.9	r 59.6	r 61.9	r 33.1	r 9.1
Gambia, The	648	3.8	r 0.6	r 0.9	r 1.6	r 1.2	r 1.2	0.3	r 0.1	r 0.6	r 0.6	r 0.2	r 0.1
Ghana	652	291.5	r 63.7	r 60.6	r 67.8	r 70.5	r 84.0	247.2	r 85.6	r 31.7	r 29.8	r 33.1	r 35.9
Guinea	656	58.2	r 14.8	r 17.6	r 18.9	r 18.8	r 14.0	4.4	r 0.8	r 1.7	r 0.8	r 1.2	r 0.7
Guinea-Bissau	654	2.4	r 0.2	r 0.7	r 1.4	r 0.5	r 0.6	0.3
Kenya	664	233.0	r 56.4	r 47.1	r 48.7	r 53.1	r 57.6	57.6	r 16.0	r 17.9	r 13.9	r 13.0	r 16.5
Lesotho	666	0.3	r 0.1	r 0.2	r 0.4	r 0.3	r 0.2	0.0	r 0.0	r 0.0
Liberia	668	18.8	r 4.5	r 12.9	r 2.3	r 19.6	r 4.7	28.7	r 0.3	r 1.0	r 0.4	r 0.5	r 0.3
Madagascar	674	33.2	r 8.1	r 9.0	r 7.6	r 9.5	r 9.9	27.6	r 6.3	r 7.3	r 9.7	r 7.2	r 7.2
Malawi	676	13.6	r 4.3	r 4.9	r 2.0	r 2.7	r 3.1	13.5	r 6.1	r 2.5	r 1.2	r 2.0	r 3.8
Mali	678	90.0	r 13.3	r 27.8	r 23.9	r 31.8	r 14.5	6.8	r 1.2	r 1.2	r 1.4	r 1.9	r 2.1
Mauritius	684	105.8	r 19.0	r 21.6	r 23.6	r 26.9	r 21.1	155.0	r 44.8	r 52.8	r 45.5	r 23.1	r 26.4
Mozambique	688	48.0	r 8.0	r 12.8	r 14.3	r 10.0	r 16.9	407.3	r 108.4	r 121.2	r 96.5	r 127.9	r 93.3
Namibia	728	77.7	r 41.5	r 6.6	r 9.0	r 40.4	r 4.2	190.0	r 67.4	r 60.9	r 57.0	r 61.2	r 51.6
Niger	692	16.6	r 3.9	r 3.0	r 5.7	r 5.5	r 3.5	0.1	r 0.0
Nigeria	694	544.2	r 152.6	r 104.1	r 130.0	r 157.3	r 161.2	668.7	r 194.6	r 226.0	r 215.8	r 247.2	r 465.8
Rwanda	714	10.9	r 2.3	r 2.4	r 4.0	r 3.7	r 2.7	3.4	r 0.5	r 0.6	r 1.0	r 0.8	r 1.5
São Tomé & Príncipe	716	0.3	r 0.2	r 0.1	r 0.1	r 0.1	r 0.1	0.5	r 0.2	r 0.0	r 0.1	r 0.0
Senegal	722	245.9	r 44.8	r 72.2	r 54.6	r 77.5	r 59.6	75.7	r 22.6	r 22.7	r 23.6	r 15.8	r 23.0
Seychelles	718	23.8	r 4.7	r 6.3	r 7.7	r 8.4	r 7.2	52.6	r 8.3	r 14.8	r 12.0	r 12.5	r 8.8
Sierra Leone	724	8.8	r 1.6	r 2.3	r 2.5	r 2.6	r 1.4	0.7	r 0.3	r 0.0	r 0.1	r 0.0	r 0.0
South Africa	199	1,762.7	r 427.9	r 521.6	r 561.9	r 578.0	r 598.3	1,473.0	r 397.9	r 384.2	r 339.8	r 311.2	r 385.6
South Sudan, Rep. of	733	3.1	r 5.9
Swaziland	734	16.1	r 1.4	r 3.1	r 0.6	r 5.2	r 1.2	7.7	r 5.3	r 14.0	r 2.0	r 0.5	r 1.0
Tanzania	738	87.0	r 21.0	r 16.8	r 18.6	r 23.1	r 28.1	42.6	r 14.5	r 15.7	r 7.2	r 9.0	r 18.1
Togo	742	33.6	r 9.0	r 27.6	r 8.1	r 7.7	r 34.3	14.7	r 3.0	r 4.8	r 3.8	r 1.7	r 2.1
Uganda	746	69.5	r 12.7	r 20.2	r 20.6	r 15.8	r 16.9	109.2	r 33.9	r 38.7	r 27.8	r 44.2	r 42.3
Zambia	754	16.8	r 4.1	r 3.1	r 4.6	r 6.9	r 6.0	50.1	r 18.0	r 29.8	r 10.0	r 14.0	r 25.9
Zimbabwe	698	17.6	r 5.9	r 5.7	r 4.7	r 5.6	r 2.5	53.7	r 35.7	r 19.7	r 30.0	r 22.4	r 22.4
Africa n.s.	799	0.4	r 0.2	r 0.0	r 0.0	0.1	r 0.0	r 0.0	r 0.0	r 0.0	r 0.1

Italy (136)

In Millions of U.S. Dollars

		Exports (FOB)						Imports (CIF)					
		2016	2017Q1	2017Q2	2017Q3	2017Q4	2018Q1	2016	2017Q1	2017Q2	2017Q3	2017Q4	2018Q1
Western Hemisphere	205	13,925.9	3,291.7	3,883.4	4,271.9	4,386.6	4,011.3	9,705.0	2,378.2	2,630.8	2,737.9	2,675.4	2,676.3
Anguilla	312	0.9	r 0.1	r 0.1	r 0.0	r 0.1	r 0.5	r 0.0
Antigua and Barbuda	311	4.9	r 1.4	r 1.5	r 2.9	r 4.7	r 1.4	0.1	r 0.0	r 0.0	r 0.0	r 0.0	r 0.3
Argentina	213	1,271.3	r 304.4	r 370.1	r 385.8	r 468.8	r 371.6	1,085.6	r 225.5	r 285.7	r 311.5	r 320.1	r 221.4
Aruba	314	7.5	r 1.4	r 1.4	r 1.5	r 1.9	r 1.8	0.1	r 0.0	r 0.0	r 0.0	r 0.1
Bahamas, The	313	35.7	r 7.7	r 7.3	r 16.3	r 38.1	r 56.4	2.2	r 0.1	r 0.1	r 0.2	r 0.5	r 0.5
Barbados	316	8.9	r 2.2	r 2.1	r 2.2	r 2.7	r 2.5	0.4	r 0.1	r 0.4	r 0.0	r 0.1	r 0.7
Belize	339	7.4	r 0.7	r 4.9	r 0.8	r 4.2	r 0.8	15.1	r 0.0	r 0.0	r 16.2	r 13.7	r 0.0
Bermuda	319	122.7	r 3.1	r 4.4	r 2.1	r 2.2	r 15.6	0.1	r 0.0	r 0.0	r 0.1	r 0.0	r 0.0
Bolivia	218	89.2	r 27.7	r 23.0	r 29.3	r 50.0	r 21.7	56.4	r 8.7	r 9.6	r 15.5	r 10.7	r 9.3
Brazil	223	3,539.8	r 890.9	r 1,001.1	r 1,178.8	r 1,245.4	r 1,214.6	3,577.1	r 882.1	r 963.0	r 933.2	r 963.5	r 1,056.2
Chile	228	1,012.4	r 232.8	r 253.5	r 309.4	r 294.3	r 252.2	908.1	r 206.1	r 231.1	r 280.3	r 234.9	r 216.8
Colombia	233	641.8	r 142.4	r 167.0	r 161.4	r 197.1	r 166.6	620.3	r 212.6	r 143.6	r 161.9	r 185.8	r 154.0
Costa Rica	238	161.7	r 39.6	r 38.4	r 45.5	r 44.6	r 41.6	294.1	r 53.4	r 62.6	r 54.7	r 58.2	r 53.6
Curacao	354	5.9	r 0.1	r 1.4
Dominica	321	9.7	r 0.2	r 1.7	r 0.4	r 0.1	r 0.1	0.1	r 0.0
Dominican Republic	243	380.4	r 82.9	r 90.4	r 82.2	r 83.6	r 95.5	54.6	r 16.4	r 17.9	r 14.7	r 13.6	r 21.2
Ecuador	248	222.1	r 52.3	r 63.2	r 66.8	r 81.9	r 62.5	390.5	r 123.6	r 159.7	r 132.3	r 120.2	r 173.5
El Salvador	253	68.3	r 13.5	r 20.9	r 12.0	r 15.0	r 17.4	30.2	r 7.0	r 8.2	r 9.1	r 7.6	r 8.7
Falkland Islands	323	0.2	r 0.0	r 0.0	r 0.0	r 0.0
Greenland	326	0.5	r 0.2	r 0.0	r 12.6	r 0.1	r 0.1	0.1
Grenada	328	0.7	r 0.2	r 0.3	r 1.7	r 1.3	r 1.4	0.0	r 0.1	r 0.0	r 0.0	r 0.0	r 0.1
Guatemala	258	124.6	r 32.8	r 30.7	r 40.5	r 41.1	r 34.6	112.8	r 32.4	r 54.8	r 43.2	r 39.8	r 31.1
Guyana	336	6.2	r 1.0	r 1.8	r 1.2	r 1.8	r 2.1	30.2	r 7.3	r 8.4	r 5.1	r 0.4	r 3.9
Haiti	263	17.8	r 3.5	r 10.8	r 3.2	r 5.1	r 4.3	2.5	r 0.3	r 0.1	r 0.5	r 0.3	r 0.3
Honduras	268	50.3	r 12.6	r 15.7	r 13.0	r 17.6	r 20.9	71.5	r 11.3	r 23.9	r 25.8	r 20.1	r 12.8
Jamaica	343	27.2	r 5.9	r 35.4	r 6.0	r 6.3	r 13.5	2.2	r 0.5	r 0.4	r 0.3	r 0.6	r 0.7
Mexico	273	4,085.8	r 1,032.9	r 1,202.8	r 1,270.5	r 1,305.3	r 1,173.4	1,189.1	r 270.5	r 231.3	r 313.1	r 256.5	r 302.7
Montserrat	351	1.1	r 0.1	r 0.1	r 0.0	r 0.0	0.0	r 0.1	r 0.0	r 0.1	r 0.3	r 0.0
Nicaragua	278	35.5	r 8.0	r 7.9	r 7.8	r 8.1	r 9.1	30.3	r 8.9	r 11.2	r 11.2	r 9.1	r 7.4
Panama	283	315.6	r 63.6	r 62.1	r 76.1	r 66.8	r 85.8	20.5	r 4.2	r 4.5	r 5.2	r 5.1	r 12.2
Paraguay	288	75.3	r 20.4	r 22.7	r 25.2	r 33.8	r 19.8	333.3	r 65.4	r 121.0	r 76.3	r 44.4	r 38.8
Peru	293	596.6	r 130.9	r 161.0	r 214.4	r 236.3	r 143.9	482.3	r 140.2	r 148.0	r 122.2	r 177.8	r 207.7
Sint Maarten	352	17.1	r 0.0
St. Kitts and Nevis	361	1.1	r 0.4	r 1.3	r 0.1	r 0.7	r 1.7	0.0	r 0.0
St. Lucia	362	5.2	r 1.0	r 1.3	r 0.9	r 1.2	r 1.2	0.2	r 0.5	r 0.0	r 0.0	r 0.0
St. Vincent & Grens.	364	4.5	r 1.7	r 1.7	r 6.9	r 2.9	r 15.0	2.9	r 0.0	r 3.0
Suriname	366	8.3	r 1.6	r 5.5	r 4.1	r 4.1	r 3.5	2.0	r 0.1	r 0.0	r 0.7	r 0.0	r 0.0
Trinidad and Tobago	369	83.3	r 14.6	r 13.2	r 22.4	r 16.7	r 29.3	17.8	r 3.2	r 23.2	r 45.9	r 36.0	r 6.4
Uruguay	298	241.5	r 61.2	r 65.8	r 58.1	r 68.7	r 70.3	239.7	r 59.4	r 73.1	r 85.9	r 94.3	r 91.4
Venezuela, Rep. Bol.	299	251.6	r 64.9	r 41.2	r 33.6	r 25.5	r 42.5	94.1	r 37.8	r 45.1	r 58.3	r 48.9	r 40.8
Western Hem. n.s.	399	385.1	r 30.8	r 151.0	r 176.5	r 8.3	r 14.7	38.7	r 0.4	r 3.7	r 14.3	r 12.8	r 0.7
Other Countries n.i.e	910	347.0	73.4	69.3	80.6	107.4	71.3	21.9	4.9	6.3	6.8	5.3	3.5
Cuba	928	345.8	r 73.2	r 69.3	r 80.5	r 107.4	r 71.3	21.7	r 4.7	r 6.3	r 6.8	r 5.3	r 3.5
Korea, Dem. People's Rep.	954	1.2	r 0.2	r 0.0	r 0.0	r 0.0	r 0.0	0.2	r 0.1	r 0.0	r 0.0
Special Categories	899	1,120.3	r 227.4	r 315.9	r 348.6	r 626.8	r 601.6
Countries & Areas n.s.	898	3,257.3	r 799.1	r 880.5	r 878.9	r 1,034.4	r 1,050.7	1,273.7	r 302.8	r 344.6	r 351.7	r 383.0	r 410.2
Memorandum Items													
Africa	605	14,521.3	3,345.0	3,931.0	3,656.6	4,221.8	3,990.1	14,833.6	4,183.9	3,819.7	3,401.4	4,285.5	4,930.4
Middle East	405	23,308.2	5,426.2	5,904.6	5,929.3	6,469.8	5,495.3	14,310.7	4,891.5	4,413.5	5,164.9	5,751.7	6,173.8
European Union	998	257,904.6	65,716.4	70,848.5	69,539.6	74,545.2	79,738.1	246,847.9	63,966.8	66,500.0	66,389.4	74,937.0	77,224.0
Export earnings: fuel	080	32,942.2	7,380.8	8,485.6	8,618.9	9,470.3	7,974.7	38,004.7	11,963.7	11,327.8	11,555.6	13,308.2	14,695.4
Export earnings: nonfuel	092	428,794.5	108,547.6	117,619.8	117,454.6	128,731.9	130,336.7	368,783.6	96,905.5	101,054.0	98,950.2	107,139.3	114,319.8

Jamaica (343)

In Millions of U.S. Dollars

		Exports (FOB)						Imports (CIF)					
		2016	2017Q1	2017Q2	2017Q3	2017Q4	2018Q1	2016	2017Q1	2017Q2	2017Q3	2017Q4	2018Q1
IFS World		1,194.8	325.3	343.8	313.7	4,751.3	1,333.4	1,397.4	1,490.1
World	001	1,211.2	323.1	334.5	385.7	351.7	413.9	4,751.3	1,319.1	1,387.3	1,344.0	1,766.0	1,554.1
Advanced Economies	110	906.0	249.3	233.8	278.6	257.9	305.8	2,864.0	821.6	817.4	772.8	949.9	893.4
Euro Area	163	155.1	38.5	62.4	65.2	50.1	82.1	346.2	69.7	99.4	83.5	127.8	108.3
Austria	122	0.1	r 0.0	r 0.0	r 0.0	r 0.0	r 0.0	6.2	r 1.0	r 1.5	r 2.1	r 1.4	r 1.9
Belgium	124	2.9	r 0.4	r 0.6	r 1.4	r 0.8	r 1.4	31.5	r 7.3	r 8.0	r 4.9	r 3.2	r 3.8
Cyprus	423	0.1	r 0.0	r 0.0	r 0.0	0.1	r 0.0	r 0.0	r 0.0	r 0.0	r 0.0
Finland	172	0.1	r 0.1	r 0.0	r 0.0	r 0.0	r 0.0	0.7	r 0.2	r 0.2	r 0.5	r 0.4	r 0.0
France	132	10.9	r 2.6	r 11.3	r 1.4	r 9.0	r 15.0	44.4	r 9.9	r 21.0	r 10.5	r 55.4	r 24.1
Germany	134	6.1	r 0.6	r 1.3	r 2.0	r 1.3	r 0.8	115.3	r 22.5	r 37.5	r 36.8	r 27.7	r 38.1
Greece	174	0.1	r 0.2	r 0.1	r 0.1	r 0.0	r 0.0	1.5	r 0.2	r 0.2	r 0.2	r 0.2	r 0.1
Ireland	178	0.0	r 0.0	r 0.0	r 0.0	r 0.0	r 0.0	5.2	r 1.3	r 2.0	r 0.1	r 0.1	r 0.1
Italy	136	2.2	r 0.8	r 0.4	r 0.3	r 0.6	r 0.7	22.8	r 5.4	r 6.3	r 1.0	r 1.3	r 3.2
Latvia	941	7.7	r 0.0	0.1	r 0.1	r 0.0	r 0.5	r 0.0	r 0.0
Lithuania	946	0.1	r 0.2	r 0.2	r 0.1	r 0.6	r 0.4
Malta	181	0.0	r 0.0	r 0.1	r 0.1	r 0.1	r 0.1
Netherlands	138	124.3	r 33.8	r 48.2	r 59.9	r 38.2	r 63.7	31.0	r 10.9	r 10.3	r 13.7	r 23.9	r 19.2
Portugal	182	0.0	r 0.0	r 0.0	r 0.0	r 0.0	r 0.0	2.2	r 0.9	r 1.0	r 0.9	r 1.0	r 1.2
Slovak Republic	936	r 0.0	0.1	r 0.0	r 0.0	r 0.0	r 0.0	r 0.0
Slovenia	961	1.0	r 0.0	r 0.0	r 0.0	r 0.0	r 0.1
Spain	184	0.7	r 0.0	r 0.4	r 0.1	r 0.2	r 0.5	83.8	r 10.1	r 11.0	r 12.0	r 12.4	r 16.1
Australia	193	1.2	r 0.2	r 0.3	r 0.5	r 0.8	r 0.7	15.7	r 3.3	r 2.4	r 3.2	r 3.8	r 3.1
Canada	156	144.8	r 45.4	r 17.9	r 40.6	r 20.1	r 21.0	86.2	r 24.6	r 23.3	r 21.0	r 28.6	r 25.4
China,P.R.: Hong Kong	532	0.9	r 0.5	r 5.7	r 5.5	r 5.3	r 6.1	27.7	r 8.5	r 9.8	r 8.6	r 8.4	r 4.1
Czech Republic	935	0.0	r 0.0	r 0.0	r 0.0	r 0.0	0.2	r 0.0	r 0.1	r 0.5	r 0.3	r 0.8
Denmark	128	0.1	r 0.0	r 0.1	r 0.1	r 0.1	r 0.0	7.9	r 1.5	r 1.0	r 1.2	r 1.1	r 1.0
Iceland	176	23.3	r 17.2	r 9.5	r 11.0	r 15.5	r 34.4	0.0	r 0.0	r 0.0	r 0.0	r 0.0	r 0.0
Israel	436	0.1	r 0.0	r 0.1	r 0.0	4.0	r 1.2	r 1.5	r 1.2	r 1.4	r 1.5
Japan	158	19.8	r 1.1	r 4.7	r 5.0	r 5.3	r 2.9	299.5	r 79.3	r 89.0	r 84.5	r 88.3	r 69.9
Korea, Republic of	542	1.6	r 0.1	r 0.7	r 1.4	r 0.9	r 0.8	30.0	r 8.6	r 6.9	r 5.8	r 8.1	r 7.0
New Zealand	196	3.8	r 1.0	r 0.6	r 0.5	r 0.8	r 0.6	22.6	r 6.5	r 5.2	r 3.4	r 5.7	r 4.1
Norway	142	0.1	r 0.0	r 0.0	r 0.0	r 0.0	r 0.0	16.7	r 3.2	r 4.7	r 5.8	r 4.6	r 3.9
Singapore	576	0.1	r 0.1	r 0.1	r 0.3	r 0.2	7.2	r 0.5	r 1.7	r 1.1	r 2.4	r 1.3
Sweden	144	8.6	r 0.1	r 3.3	r 2.2	r 2.0	r 2.0	19.3	r 1.4	r 2.8	r 1.3	r 1.0	r 1.3
Switzerland	146	0.6	r 0.1	r 0.1	r 0.2	r 0.1	r 0.2	20.9	r 5.1	r 3.7	r 4.4	r 7.2	r 6.2
Taiwan Prov.of China	528	1.1	r 0.2	r 0.5	r 0.4	r 0.4	r 0.6	11.3	r 2.2	r 3.6	r 4.0	r 3.9	r 3.4
United Kingdom	112	49.9	r 9.9	73.1	r 14.4
United States	111	495.1	r 144.8	r 128.0	r 146.0	r 156.1	r 144.3	1,875.4	r 605.7	r 562.2	r 543.3	r 657.1	r 637.6
Emerg. & Dev. Economies	200	301.6	72.6	99.6	106.0	92.7	106.7	1,870.5	496.8	569.4	570.6	815.5	660.2
Emerg. & Dev. Asia	505	30.7	11.6	3.9	2.1	5.7	9.7	507.1	127.6	143.2	142.7	149.7	125.7
Bangladesh	513	0.0	r 0.0	r 0.0	r 0.0	1.2	r 0.3	r 0.4	r 0.4	r 0.4	r 0.4
Cambodia	522	0.0	0.1	r 0.0	r 0.0	r 0.0	r 0.0	r 0.0
China,P.R.: Mainland	924	28.4	r 11.1	r 2.5	r 0.9	r 3.9	r 8.3	309.7	r 70.6	r 96.0	r 81.2	r 89.4	r 65.8
Guam	829	0.1	r 0.0	r 0.0	r 0.0	r 0.0
India	534	0.9	r 0.2	r 1.1	r 0.1	r 0.2	r 0.3	49.5	r 13.9	r 11.9	r 16.0	r 14.1	r 13.7
Indonesia	536	0.1	r 0.0	r 0.0	r 0.0	r 0.5	r 0.0	15.2	r 4.6	r 4.1	r 4.1	r 5.1	r 3.7
Malaysia	548	0.0	r 0.0	r 0.0	r 0.0	r 0.0	r 0.0	17.2	r 3.9	r 3.7	r 5.9	r 6.2	r 5.6
Marshall Islands	867	r 0.1
Philippines	566	0.0	r 0.0	r 0.0	r 0.0	r 0.0	r 0.0	0.2	r 0.1	r 0.2	r 0.0	r 0.1	r 0.0
Samoa	862	0.1
Sri Lanka	524	r 0.2	r 0.0	r 0.0	r 0.0	r 0.0	2.0	r 0.6	r 0.4	r 0.5	r 0.6	r 0.6
Thailand	578	0.8	r 0.1	r 0.1	r 1.0	r 1.0	r 1.0	100.6	r 28.3	r 20.4	r 28.2	r 27.2	r 29.8
Vietnam	582	0.3	r 0.1	r 0.1	r 0.1	r 0.1	11.4	r 2.7	r 3.3	r 3.5	r 3.6	r 3.3
Asia n.s.	598	r 2.6	r 2.7	r 2.9	r 3.0	r 2.7
Europe	170	111.4	22.3	26.1	26.0	31.6	32.7	37.3	13.2	24.8	12.4	21.0	24.3
Emerg. & Dev. Europe	903	1.3	3.3	3.6	3.3	3.7	4.5	37.2	13.2	24.7	12.4	21.0	24.3
Albania	914	e 0.0	e 0.0	e 0.0	e 0.0	0.1	r 0.1	r 0.1	r 0.1	r 0.1	r 0.1
Bulgaria	918	0.1	r 0.0	r 0.0	r 0.0	r 0.0	r 0.0	0.1	r 0.0	r 1.0	r 0.0	r 0.0	r 0.1
Faroe Islands	816	e 0.2	e 0.1	e 0.1	e 0.1	e 0.1	e 0.1	0.0	r 0.1	r 0.0	r 0.0	r 0.0	r 0.0
Gibraltar	823	r 3.3	r 3.4	r 3.1	r 3.3	r 4.2

Jamaica (343)

In Millions of U.S. Dollars

		Exports (FOB)						Imports (CIF)					
		2016	2017Q1	2017Q2	2017Q3	2017Q4	2018Q1	2016	2017Q1	2017Q2	2017Q3	2017Q4	2018Q1
Hungary	944	0.0	15.0	r 7.0	r 4.4	r 4.9	r 9.2	r 5.6
Montenegro	943	r 0.1	r 0.1	r 0.3	r 0.1
Poland	964	0.0	r 0.0	r 0.0	r 0.0	r 0.0	r 0.0	5.3	r 1.5	r 1.2	r 1.3	r 2.7	r 2.2
Romania	968	0.0	r 0.0	r 0.0	r 0.0	r 0.0	0.1	r 0.0	r 0.0	r 0.0	r 0.0	r 0.0
Turkey	186	1.0	r 0.0	r 0.0	r 0.0	r 0.1	r 0.1	16.7	r 4.5	r 17.9	r 6.1	r 8.9	r 16.3
CIS	901	110.1	19.0	22.6	22.7	27.9	28.2	0.1	0.1	0.0	0.0	0.0	0.0
Georgia	915	23.3	r 8.6	r 7.7	r 7.7	r 7.7	r 7.7	r 0.0	r 0.0	r 0.0	r 0.0	r 0.0
Moldova	921	e 0.2	e 0.0	e 0.0	e 0.0	e 0.0	e 0.0
Russian Federation	922	70.6	r 8.2	r 11.8	r 11.0	r 16.2	r 17.7	0.1	r 0.1	r 0.0	r 0.0	r 0.0	r 0.0
Tajikistan	923	e 15.9	e 2.1	e 3.0	e 4.0	e 3.9	e 2.8
Mid East, N Africa, Pak	440	0.5	0.8	13.6	31.5	5.1	5.2	5.9	1.6	1.5	1.8	2.1	1.2
Egypt	469	0.0	0.6	r 0.4	r 0.2	r 0.2	r 0.2	r 0.2
Lebanon	446	0.1
Mauritania	682	e 0.0	e 0.3	e 0.4	e 0.3	e 0.4	e 0.4
Morocco	686	r 0.0	r 0.0	r 0.0	0.1	r 0.1	r 0.0	r 0.0	r 0.0	r 0.0
Pakistan	564	0.0	r 0.0	r 0.0	r 0.0	r 0.0	r 0.0	1.8	r 0.4	r 0.5	r 0.7	r 1.1	r 0.1
Qatar	453	r 0.0	r 0.0	r 0.0	r 0.0	r 0.1	0.1	r 0.0	r 0.0	r 0.0	r 0.1
Saudi Arabia	456	0.0	r 0.0	r 0.0	r 0.0	r 0.0	r 0.0	0.1	r 0.0	r 0.0	r 0.0
United Arab Emirates	466	0.4	r 0.5	r 13.2	r 31.1	r 4.7	r 4.7	3.0	r 0.7	r 0.7	r 0.7	r 0.8	r 0.7
Sub-Saharan Africa	603	22.5	3.1	7.6	7.1	7.4	9.9	6.2	3.4	1.6	2.9	2.4	2.8
Cameroon	622	22.2	r 3.7	r 3.4	r 3.6	r 4.6
Côte d'Ivoire	662	0.1	0.0	r 0.0	r 0.0	r 0.0	r 0.0
Ghana	652	0.0	r 3.1	r 3.7	r 3.4	r 3.6	r 4.6	0.0	r 0.4	r 0.4	r 0.4	r 0.4	r 0.4
South Africa	199	0.1	r 0.0	r 0.2	r 0.2	r 0.6	6.1	r 3.1	r 1.2	r 2.5	r 2.0	r 2.3
Western Hemisphere	205	136.5	34.8	48.4	39.4	42.9	49.2	1,314.0	351.0	398.4	410.8	640.3	506.2
Anguilla	312	0.3	r 0.0	r 0.1	r 0.1	r 0.1	r 0.1
Antigua and Barbuda	311	6.5	r 2.0	r 1.4	r 1.2	r 1.3	r 1.7	2.2	r 0.0	r 0.1	r 0.1	r 0.1	r 0.1
Argentina	213	0.0	r 0.0	r 0.0	r 0.1	r 0.0	r 0.1	5.2	r 1.8	r 1.5	r 2.1	r 2.2	r 0.9
Aruba	314	1.7	r 0.4	r 0.2	r 0.2	r 0.2	r 0.2	0.0	r 0.0	r 0.0	r 0.0	r 0.0	r 0.0
Bahamas, The	313	3.0	r 1.1	r 1.8	r 1.7	r 1.8	r 2.2	30.0	r 16.7	r 15.2	r 16.2	r 16.7	r 15.2
Barbados	316	12.7	r 4.9	r 3.8	r 2.8	r 3.5	r 2.7	27.3	r 9.6	r 7.9	r 8.7	r 8.5	r 7.3
Belize	339	5.6	r 1.0	r 1.4	r 1.2	r 1.3	r 0.8	12.7	r 3.5	r 3.6	r 4.6	r 2.7	r 3.4
Bermuda	319	2.7	r 0.8	r 0.8	r 0.7	r 0.8	r 1.0	9.4	r 31.3	r 19.6	r 20.9	r 21.6	r 19.6
Brazil	223	0.7	r 0.3	r 0.2	r 0.4	r 0.1	r 0.2	62.5	r 17.9	r 20.4	r 24.8	r 27.5	r 16.3
Chile	228	0.1	r 0.0	r 0.0	r 0.0	r 0.0	r 0.0	12.8	r 3.3	r 3.9	r 6.7	r 4.5	r 4.7
Colombia	233	1.7	r 0.0	r 0.0	r 0.0	r 0.1	r 0.0	177.6	r 28.9	r 52.2	r 61.6	r 291.1	r 163.5
Costa Rica	238	4.0	r 1.6	r 1.2	r 0.9	r 0.8	r 0.8	51.5	r 15.7	r 15.2	r 15.0	r 16.2	r 14.6
Curaçao	354	2.4	r 0.6	r 0.4	r 0.4	r 0.4	r 0.5	2.1	r 0.7	r 0.6	r 0.6	r 0.6	r 0.6
Dominica	321	6.8	r 1.0	r 0.8	r 0.8	r 0.8	r 1.0	0.6	r 0.2	r 0.4	r 0.4	r 0.4	r 0.4
Dominican Republic	243	1.0	r 0.3	r 0.3	r 0.3	r 0.3	r 0.3	74.3	r 22.6	r 26.3	r 28.0	r 28.4	r 25.4
Ecuador	248	0.0	r 0.2	r 0.5	r 0.8	r 0.9	23.2	r 0.5	r 0.8	r 0.7	r 0.7	r 0.6
El Salvador	253	0.0	r 0.0	r 0.0	r 0.0	r 0.0	20.9	r 4.3	r 4.8	r 5.8	r 5.0	r 3.9
Grenada	328	2.5	r 0.7	r 0.6	r 0.6	r 0.6	r 0.8	0.5	r 0.0	r 0.0	r 0.0	r 0.1	r 0.1
Guatemala	258	0.1	r 0.0	r 0.0	r 0.0	r 0.0	r 0.0	36.3	r 8.1	r 9.2	r 13.3	r 8.8	r 9.0
Guyana	336	11.7	r 2.5	r 3.0	r 2.3	r 3.4	r 2.8	39.1	r 12.6	r 8.8	r 5.0	r 6.9	r 3.9
Haiti	263	4.3	r 1.3	r 0.4	r 0.3	r 0.3	r 0.4	0.6	r 1.5	r 0.0	r 0.0	r 0.0	r 0.0
Honduras	268	0.1	r 0.1	r 0.0	r 0.0	r 0.0	r 0.0	11.0	r 1.8	r 5.0	r 0.9	r 0.9	r 0.9
Mexico	273	3.7	r 0.4	r 8.7	r 4.0	r 4.1	r 4.0	195.2	r 60.8	r 61.5	r 44.0	r 33.7	r 69.5
Montserrat	351	0.4	r 0.1	r 0.0	r 0.0	r 0.0	r 0.0	0.0	r 0.0	r 0.0	r 0.0	r 0.0	r 0.0
Nicaragua	278	r 0.0	r 0.0	r 0.0	r 0.0	0.5	r 0.0	r 0.0	r 0.0	r 0.0	r 0.0
Panama	283	1.9	r 0.7	r 0.3	r 0.0	r 0.0	60.6	r 16.2	r 35.8	r 36.8	r 43.7	r 35.3
Peru	293	1.0	r 0.1	r 0.2	r 0.3	r 0.6	r 0.9	10.1	r 1.5	r 1.9	r 4.1	r 3.8	r 4.0
Sint Maarten	352	2.0	r 0.5	r 3.6	r 3.3	r 3.4	r 4.4	0.1	r 0.0	r 0.0	r 0.0	r 0.0	r 0.0
St. Kitts and Nevis	361	2.3	r 0.5	r 0.5	r 0.4	r 0.5	r 0.6	0.0	r 0.0	r 0.0	r 0.0	r 0.0	r 0.0
St. Lucia	362	10.1	r 2.1	r 2.6	r 2.6	r 2.8	r 3.6	1.5	r 1.0	r 1.1	r 1.1	r 1.2	r 1.1
St. Vincent & Grens.	364	3.1	r 0.6	r 0.5	r 0.4	r 0.4	r 0.5	0.1	r 0.0	r 0.0	r 0.0	r 0.0	r 0.0
Suriname	366	5.4	r 1.1	r 1.8	r 1.7	r 1.7	r 2.1	36.7	r 9.0	r 8.7	r 9.5	r 9.9	r 9.2
Trinidad and Tobago	369	22.5	r 5.1	r 5.8	r 5.4	r 5.6	r 7.1	345.1	r 71.2	r 64.2	r 68.1	r 72.2	r 67.0
Uruguay	298	0.0	r 0.0	r 0.0	r 0.0	2.1	r 0.7	r 0.5	r 0.5	r 0.5	r 0.5
Venezuela, Rep. Bol.	299	2.0	r 0.1	r 3.4	r 3.1	r 3.3	r 4.2	60.3	r 9.4	r 29.0	r 30.9	r 31.9	r 29.0

Jamaica (343)

In Millions of U.S. Dollars

		Exports (FOB)						Imports (CIF)					
		2016	2017Q1	2017Q2	2017Q3	2017Q4	2018Q1	2016	2017Q1	2017Q2	2017Q3	2017Q4	2018Q1
Western Hem. n.s.	399	13.8	r 4.9	r 4.3	r 3.7	r 4.0	r 5.2	1.8	r 0.3	r 0.3	r 0.3	r 0.3	r 0.3
Other Countries n.i.e	910	1.4	0.6	0.6	0.5	0.5	0.7	3.1	0.8	0.5	0.6	0.6	0.5
Cuba	928	1.4	r 0.6	r 0.6	r 0.5	r 0.5	r 0.7	3.1	r 0.8	r 0.5	r 0.6	r 0.6	r 0.5
Countries & Areas n.s.	898	2.2	r 0.6	r 0.6	r 0.6	r 0.6	r 0.8	13.7	r 0.0	r 0.0	r 0.0	r 0.0	r 0.0
Memorandum Items													
Africa	605	22.5	3.4	7.9	7.4	7.8	10.2	6.4	3.5	1.6	2.9	2.5	2.9
Middle East	405	0.4	0.5	13.2	31.1	4.7	4.8	3.9	1.1	1.0	1.0	1.0	1.0
European Union	998	213.8	38.6	65.8	67.4	52.3	94.1	467.2	81.1	110.1	92.7	142.3	133.7
Export earnings: fuel	080	97.3	14.0	34.5	51.1	30.7	34.6	609.7	110.8	147.0	162.1	396.7	260.9
Export earnings: nonfuel	092	1,113.9	309.1	300.1	334.6	321.0	379.3	4,141.7	1,208.3	1,240.4	1,181.9	1,369.3	1,293.2

Japan (158)

In Millions of U.S. Dollars

		Exports (FOB)						Imports (CIF)					
		2016	2017Q1	2017Q2	2017Q3	2017Q4	2018Q1	2016	2017Q1	2017Q2	2017Q3	2017Q4	2018Q1
IFS World		644,898.8	167,358.3	169,216.5	176,426.7	185,166.9	184,490.9	607,601.5	164,299.7	162,721.5	165,679.2	178,558.1	185,568.1
World	001	644,932.6	167,265.6	169,214.2	176,426.4	185,166.5	184,226.1	606,870.7	164,230.0	162,684.3	165,681.4	178,587.5	185,567.9
Advanced Economies	110	370,584.0	95,977.3	96,850.0	100,159.4	103,914.7	103,559.1	251,626.9	66,357.2	69,056.5	69,309.4	71,319.9	76,794.3
Euro Area	163	53,319.1	13,266.4	14,007.3	13,984.2	14,971.3	15,736.0	60,563.5	14,664.7	15,210.2	15,945.3	16,743.0	17,750.2
Austria	122	1,020.2	r 258.8	r 276.6	r 313.0	r 312.5	r 351.1	1,689.1	r 392.7	r 388.4	r 397.2	r 418.3	r 469.2
Belgium	124	5,711.4	r 1,461.8	r 1,440.7	r 1,419.2	r 1,572.3	r 1,569.9	2,486.2	r 598.9	r 687.6	r 658.1	r 806.9	r 774.9
Cyprus	423	184.6	r 112.4	r 20.5	r 22.0	r 27.0	r 29.4	0.7	r 0.1	r 0.1	r 0.1	r 0.2	r 0.1
Estonia	939	119.1	r 28.5	r 25.1	r 36.8	r 40.2	r 40.5	95.1	r 24.9	r 22.9	r 25.8	r 24.5	r 22.3
Finland	172	365.0	r 92.4	r 103.3	r 102.1	r 98.7	r 148.2	1,394.3	r 375.2	r 397.8	r 439.0	r 441.0	r 499.2
France	132	6,247.9	r 1,530.6	r 1,514.7	r 1,551.2	r 1,683.5	r 1,813.7	10,243.9	r 2,428.0	r 2,634.2	r 2,568.1	r 2,770.4	r 2,676.6
Germany	134	17,654.1	r 4,425.8	r 4,546.4	r 4,838.6	r 5,135.5	r 5,318.9	22,035.5	r 5,449.1	r 5,580.5	r 6,252.3	r 6,144.3	r 6,617.5
Greece	174	213.3	r 38.7	r 36.9	r 36.7	r 128.0	r 99.3	104.2	r 24.8	r 26.5	r 19.9	r 25.2	r 42.3
Ireland	178	757.5	r 185.6	r 192.4	r 162.5	r 278.0	r 206.4	6,215.3	r 1,178.5	r 1,203.3	r 1,158.1	r 1,380.9	r 1,535.4
Italy	136	4,686.3	r 1,112.4	r 1,552.5	r 1,048.9	r 1,178.9	r 1,263.6	8,767.9	r 2,248.2	r 2,525.8	r 2,656.6	r 2,890.2	r 3,041.9
Latvia	941	50.9	r 15.3	r 17.7	r 19.1	r 15.6	r 17.1	86.2	r 16.0	r 16.8	r 21.9	r 16.9	r 19.3
Lithuania	946	54.3	r 12.0	r 14.9	r 13.4	r 15.6	r 22.4	537.3	r 179.3	r 141.1	r 116.5	r 122.2	r 110.6
Luxembourg	137	358.5	r 94.8	r 134.9	r 136.6	r 220.1	r 130.7	73.0	r 14.1	r 18.7	r 19.6	r 20.9	r 24.4
Malta	181	482.4	r 76.0	r 161.3	r 105.9	r 73.2	r 109.4	132.0	r 93.2	r 13.0	r 4.8	r 40.7	r 116.0
Netherlands	138	11,808.6	r 2,989.2	r 3,008.8	r 3,201.5	r 3,241.5	r 3,380.0	2,359.5	r 586.3	r 512.8	r 613.6	r 682.8	r 709.6
Portugal	182	366.1	r 109.1	r 104.5	r 105.4	r 108.8	r 181.8	284.3	r 79.2	r 75.2	r 86.0	r 70.7	r 94.5
Slovak Republic	936	256.5	r 41.4	r 51.2	r 48.6	r 58.1	r 53.8	226.3	r 40.3	r 53.5	r 61.5	r 62.0	r 48.4
Slovenia	961	119.9	r 31.2	r 31.5	r 31.2	r 32.5	r 31.7	142.6	r 44.8	r 39.8	r 37.0	r 53.9	r 46.5
Spain	184	2,862.5	r 650.4	r 773.5	r 791.6	r 751.3	r 968.2	3,690.2	r 890.9	r 872.4	r 809.4	r 770.9	r 901.5
Australia	193	14,169.2	r 3,960.0	r 3,664.2	r 4,419.2	r 3,970.8	r 4,512.0	30,409.5	r 9,506.1	r 9,875.1	r 9,714.2	r 9,889.5	r 11,013.6
Canada	156	8,178.6	r 2,433.6	r 2,448.5	r 2,417.8	r 2,297.1	r 2,512.4	9,179.6	r 2,616.6	r 2,866.4	r 2,717.2	r 2,750.8	r 2,881.9
China,P.R.: Hong Kong	532	33,637.0	r 8,676.7	r 8,701.5	r 8,760.4	r 9,305.7	r 8,356.6	1,953.2	r 479.2	r 504.4	r 444.1	r 399.2	r 669.3
China,P.R.: Macao	546	300.5	r 89.7	r 102.2	r 96.4	r 140.7	r 122.0	27.6	r 6.9	r 7.2	r 5.9	r 2.6	r 1.8
Czech Republic	935	1,235.7	r 310.0	r 337.1	r 361.2	r 401.2	r 421.8	767.2	r 210.7	r 191.1	r 220.8	r 231.4	r 250.3
Denmark	128	417.7	r 118.1	r 109.5	r 111.3	r 113.8	r 123.8	2,058.5	r 484.9	r 567.5	r 482.8	r 533.0	r 572.3
Iceland	176	67.6	r 36.0	r 17.5	r 16.9	r 15.2	r 32.2	161.4	r 36.5	r 44.1	r 45.8	r 46.6	r 41.9
Israel	436	2,001.8	r 514.3	r 369.9	r 462.1	r 578.3	r 621.3	1,291.9	r 293.5	r 267.5	r 288.2	r 279.7	r 416.8
Korea, Republic of	542	46,240.1	r 13,080.6	r 13,281.4	r 13,165.9	r 13,783.5	r 13,909.3	25,017.6	r 6,910.5	r 6,722.0	r 6,957.2	r 7,525.3	r 8,270.5
New Zealand	196	2,193.6	r 563.7	r 615.3	r 635.4	r 649.2	r 573.7	2,346.2	r 500.8	r 777.0	r 657.6	r 540.2	r 596.2
Norway	142	987.6	r 238.1	r 233.0	r 241.8	r 224.9	r 293.1	1,751.2	r 481.2	r 428.7	r 371.2	r 499.2	r 495.8
Singapore	576	19,804.9	r 5,679.0	r 5,322.8	r 5,758.6	r 5,889.1	r 6,264.3	7,470.1	r 2,173.4	r 2,183.3	r 2,088.1	r 2,078.1	r 2,650.2
Sweden	144	1,442.9	r 348.4	r 313.2	r 327.4	r 384.9	r 424.2	2,214.0	r 570.9	r 649.0	r 647.7	r 604.5	r 711.3
Switzerland	146	3,147.2	r 1,159.7	r 1,434.1	r 1,268.6	r 1,228.3	r 1,235.8	7,649.0	r 1,849.8	r 1,981.9	r 1,874.4	r 2,110.7	r 2,106.1
Taiwan Prov.of China	528	39,352.7	r 9,879.8	r 9,802.6	r 10,181.7	r 10,780.9	r 10,469.2	22,952.0	r 5,914.2	r 6,120.3	r 6,733.8	r 6,617.5	r 6,566.0
United Kingdom	112	13,659.2	r 3,546.0	r 3,413.5	r 3,647.9	r 3,160.2	r 3,584.5	6,511.1	r 1,666.5	r 1,710.9	r 1,715.6	r 1,973.2	r 1,879.4
United States	111	130,428.6	r 32,077.0	r 32,676.3	r 34,302.7	r 36,019.6	r 34,367.0	69,303.3	r 17,990.8	r 18,949.9	r 18,399.6	r 18,495.3	r 19,920.5
Emerg. & Dev. Economies	200	274,287.7	71,280.4	72,355.7	76,256.5	81,236.6	80,651.0	355,211.8	97,868.0	93,623.4	96,368.0	107,264.0	108,769.2
Emerg. & Dev. Asia	505	202,687.9	52,841.1	55,104.6	58,533.2	63,408.6	60,638.9	250,062.8	64,758.2	63,930.6	66,584.7	72,974.3	71,438.7
American Samoa	859	1.6	r 0.3	r 0.5	r 0.6	r 0.6	r 0.2	1.0	r 0.4	r 0.4	r 0.4	r 0.5
Bangladesh	513	1,578.0	r 463.2	r 409.3	r 461.6	r 407.9	r 500.8	1,215.2	r 324.5	r 263.5	r 283.2	r 296.5	r 366.4
Bhutan	514	10.8	r 0.4	r 2.0	r 1.3	r 2.4	r 4.3	1.0	r 0.0	r 0.1	r 0.3	r 0.9	r 0.3
Brunei Darussalam	516	83.1	r 18.2	r 21.3	r 21.6	r 23.7	r 23.8	1,738.6	r 436.2	r 466.6	r 371.5	r 414.1	r 627.6
Cambodia	522	306.9	r 89.6	r 85.7	r 85.5	r 97.4	r 88.2	1,205.1	r 337.7	r 250.5	r 362.5	r 305.0	r 395.7
China,P.R.: Mainland	924	113,877.2	r 29,810.9	r 31,993.4	r 33,466.8	r 37,545.9	r 34,069.0	156,560.6	r 39,549.1	r 38,817.0	r 40,498.1	r 45,490.0	r 42,388.8
Fiji	819	115.3	r 20.5	r 16.2	r 13.8	r 22.0	r 23.9	37.7	r 9.3	r 5.8	r 14.2	r 13.4	r 7.5
F.T. French Polynesia	887	19.1	r 3.2	r 4.8	r 5.7	r 5.4	r 4.3	84.2	r 16.7	r 18.7	r 28.1	r 30.4	r 19.6
F.T. New Caledonia	839	32.6	r 7.7	r 8.1	r 9.8	r 7.1	r 6.0	169.1	r 36.3	r 42.7	r 41.2	r 44.8	r 36.4
Guam	829	217.8	r 59.7	r 48.3	r 64.7	r 47.1	r 79.0	7.3	r 2.3	r 2.5	r 1.4	r 2.0	r 2.6
India	534	8,190.5	r 2,196.9	r 2,057.5	r 2,316.0	r 2,282.3	r 2,779.6	4,669.7	r 1,351.0	r 1,285.4	r 1,350.0	r 1,368.2	r 1,590.9
Indonesia	536	11,335.2	r 3,118.8	r 3,101.4	r 3,472.9	r 3,700.9	r 3,840.5	18,182.3	r 4,922.8	r 4,650.7	r 4,922.8	r 5,306.6	r 5,819.6
Kiribati	826	18.3	r 0.9	r 3.4	r 4.5	r 3.1	r 1.2	7.4	r 2.9	r 1.4	r 2.0	r 3.4	r 2.4
Lao People's Dem.Rep	544	117.1	r 17.2	r 20.1	r 37.3	r 41.6	r 46.3	115.3	r 32.2	r 32.7	r 38.2	r 46.0	r 40.8
Malaysia	548	12,134.3	r 3,022.5	r 3,033.7	r 3,234.4	r 3,472.0	r 3,447.4	17,290.9	r 5,019.8	r 4,645.8	r 4,611.5	r 4,987.5	r 5,350.6
Maldives	556	17.2	r 5.8	r 4.9	r 5.5	r 3.9	r 4.9	4.9	r 0.8	r 2.5	r 0.6	r 1.1	r 0.7
Marshall Islands	867	r 454.1	r 340.9	r 446.7	r 9.6	r 537.8	r 6.5	r 3.1	r 1.7	r 1.2	r 0.9
Micronesia	868	r 3.3	r 3.0	r 10.7	r 8.0	r 3.8	r 0.1	r 2.5	r 2.0	r 1.8	r 2.2

Japan (158)

In Millions of U.S. Dollars

		Exports (FOB)						Imports (CIF)					
		2016	2017Q1	2017Q2	2017Q3	2017Q4	2018Q1	2016	2017Q1	2017Q2	2017Q3	2017Q4	2018Q1
Mongolia	948	278.1	r 79.7	r 118.2	r 74.1	r 85.3	r 106.3	17.6	r 2.9	r 12.5	r 16.3	r 6.4	r 4.3
Myanmar	518	1,033.5	r 220.4	r 205.5	r 236.3	r 218.5	r 207.9	935.4	r 266.7	r 208.2	r 299.7	r 288.2	r 303.2
Nauru	836	2.1	r 0.1	r 0.0	r 0.1	r 0.1	r 1.8	4.8	r 4.0	r 2.6	r 0.0
Nepal	558	45.7	r 7.5	r 5.1	r 7.7	r 12.5	r 13.6	13.2	r 1.9	r 2.2	r 4.4	r 2.4	r 1.6
Palau	565	28.9	r 1.1	r 4.8	r 14.8	r 3.3	2.3	r 2.0	r 9.0	r 6.1	r 6.0
Papua New Guinea	853	160.6	r 45.0	r 45.3	r 39.4	r 42.9	r 35.0	2,005.3	r 499.1	r 613.2	r 708.2	r 602.5	r 512.8
Philippines	566	10,358.2	r 2,666.2	r 2,717.1	r 2,805.2	r 2,941.9	r 2,771.2	9,053.8	r 2,294.6	r 2,487.4	r 2,516.6	r 2,427.1	r 2,680.5
Samoa	862	15.0	r 3.3	r 2.1	r 3.8	r 3.8	r 2.1	0.9	r 0.1	r 0.1	r 0.1	r 0.2	r 0.0
Solomon Islands	813	21.3	r 3.7	r 3.5	r 3.7	r 4.8	r 3.5	5.2	r 0.3	r 1.1	r 2.6	r 1.3	r 0.8
Sri Lanka	524	697.4	r 214.5	r 190.7	r 207.8	r 263.8	r 381.6	240.3	r 70.6	r 58.4	r 62.7	r 60.3	r 69.2
Thailand	578	27,413.7	r 6,878.3	r 7,149.3	r 7,607.7	r 7,802.1	r 7,914.4	20,143.5	r 5,296.1	r 5,473.1	r 5,701.8	r 6,251.3	r 6,221.1
Timor-Leste	537	5.1	r 0.8	r 1.2	r 1.4	r 2.0	r 1.2	1.0	r 0.3	r 0.5	r 0.1	r 0.7	r 0.3
Tonga	866	5.2	r 1.5	r 2.5	r 1.3	r 1.0	r 0.9	2.9	r 1.4	r 0.3	r 0.0	r 0.7	r 0.4
Tuvalu	869	15.7	r 1.7	r 6.2	r 2.8	r 6.6	r 2.2	2.0	r 0.3	r 0.4	r 0.9	r 0.5	r 0.4
Vanuatu	846	34.0	r 2.0	r 1.6	r 2.5	r 25.6	r 2.6	71.1	r 20.9	r 18.0	r 13.0	r 17.1	r 13.5
Vietnam	582	13,014.1	r 3,407.4	r 3,491.9	r 3,864.6	r 4,292.9	r 3,720.7	16,257.9	r 4,246.4	r 4,558.0	r 4,714.4	r 4,987.0	r 4,967.1
Asia n.s.	598	1,504.5	r 15.5	r 8.8	r 10.3	r 8.9	r 9.3	15.5	r 3.8	r 3.3	r 4.9	r 6.6	r 4.5
Europe	170	13,160.0	3,344.4	3,860.9	3,748.5	3,647.3	4,377.2	16,362.0	4,935.7	5,250.5	4,701.5	4,915.8	5,460.9
Emerg. & Dev. Europe	903	6,630.2	1,672.5	1,869.7	1,876.8	1,894.6	2,019.9	3,873.4	954.3	954.8	1,020.9	1,056.7	1,059.3
Albania	914	5.5	r 0.4	r 0.4	r 2.5	r 0.6	r 0.4	8.1	r 3.9	r 3.5	r 1.8	r 2.2	r 2.4
Bosnia and Herzegovina	963	4.1	r 2.2	r 0.6	r 0.6	r 1.2	r 0.7	6.8	r 2.1	r 2.0	r 1.5	r 2.0	r 2.6
Bulgaria	918	83.7	r 20.8	r 22.0	r 25.5	r 27.2	r 31.5	106.4	r 24.7	r 22.1	r 33.9	r 31.0	r 29.1
Croatia	960	39.3	r 12.4	r 11.0	r 8.6	r 9.1	r 15.2	57.1	r 24.0	r 28.3	r 15.3	r 8.7	r 40.5
Gibraltar	823	72.1	r 18.9	r 22.0	r 6.5	0.2	r 0.0	r 0.0
Hungary	944	1,458.5	r 349.2	r 379.7	r 371.1	r 408.3	r 402.2	1,234.3	r 279.5	r 277.1	r 294.2	r 298.3	r 255.7
Kosovo	967	0.4	r 0.2	r 0.0	r 0.1	0.0	r 0.0	r 0.0	r 0.1	r 0.0	r 0.0
Macedonia, FYR	962	10.2	r 2.0	r 1.9	r 0.8	r 1.8	r 1.1	6.7	r 1.0	r 0.9	r 2.8	r 1.2	r 1.9
Montenegro	943	4.9	r 0.8	r 1.2	r 1.5	r 17.9	r 1.1	2.7	r 0.2	r 0.6	r 0.3	r 0.4	r 0.1
Poland	964	1,695.9	r 427.8	r 570.4	r 538.7	r 472.9	r 497.5	1,152.3	r 301.1	r 269.3	r 291.6	r 290.4	r 251.5
Romania	968	388.1	r 90.7	r 88.9	r 100.5	r 117.9	r 111.1	480.5	r 114.6	r 128.9	r 150.0	r 178.3	r 197.4
Serbia, Republic of	942	15.6	r 1.9	r 5.0	r 2.3	r 3.7	r 4.5	256.3	r 20.5	r 70.9	r 81.8	r 94.7	r 84.2
Turkey	186	2,851.8	r 745.5	r 766.5	r 818.1	r 833.8	r 954.5	561.9	r 182.8	r 151.1	r 147.8	r 149.5	r 193.9
CIS	901	6,529.5	1,671.9	1,991.2	1,871.6	1,752.4	2,357.1	12,488.6	3,981.3	4,295.8	3,680.6	3,859.1	4,401.7
Armenia	911	19.4	r 3.1	r 4.1	r 7.5	r 4.7	r 4.9	12.3	r 1.0	r 3.2	r 2.3	r 3.9	r 2.4
Azerbaijan, Rep. of	912	97.8	r 11.5	r 29.1	r 29.7	r 11.5	r 15.4	3.3	r 1.0	r 0.8	r 1.0	r 1.3	r 2.4
Belarus	913	23.7	r 3.0	r 7.3	r 4.0	r 8.0	r 5.8	17.9	r 4.5	r 2.3	r 7.3	r 6.0	r 6.2
Georgia	915	177.0	r 32.3	r 40.8	r 57.3	r 60.6	r 54.1	9.3	r 1.9	r 4.0	r 3.8	r 3.6	r 6.3
Kazakhstan	916	193.2	r 77.0	r 64.1	r 66.3	r 66.8	r 105.5	582.7	r 247.2	r 377.5	r 272.0	r 361.5	r 412.2
Kyrgyz Republic	917	8.5	r 2.4	r 5.5	r 9.3	r 4.4	r 3.5	0.4	r 0.9	r 0.1	r 0.2	r 0.1	r 0.1
Moldova	921	4.2	r 0.5	r 0.4	r 0.7	r 0.7	r 4.8	15.0	r 2.1	r 2.8	r 7.2	r 4.5	r 3.5
Russian Federation	922	5,121.8	r 1,322.8	r 1,627.1	r 1,552.1	r 1,509.9	r 1,919.4	11,268.7	r 3,582.1	r 3,739.9	r 3,212.2	r 3,321.1	r 3,802.2
Tajikistan	923	3.7	r 0.6	r 1.1	r 1.7	r 2.4	r 2.7	1.2	r 0.3	r 0.2	r 0.4	r 0.5
Turkmenistan	925	405.8	r 44.8	r 24.5	r 6.4	r 5.8	r 8.4	0.1	r 0.0	r 0.0	r 0.0	r 0.0
Ukraine	926	312.8	r 141.0	r 151.0	r 108.2	r 54.2	r 124.6	575.1	r 138.8	r 163.4	r 173.5	r 155.7	r 165.7
Uzbekistan	927	161.6	r 32.9	r 36.2	r 28.3	r 23.3	r 108.0	2.6	r 1.5	r 1.6	r 0.6	r 0.7	r 0.7
Europe n.s.	884	0.2	r 0.1	r 0.1	r 0.1	r 0.2	r 0.1	0.0	r 0.0	r 0.0
Mid East, N Africa, Pak	440	25,697.3	5,947.8	5,306.9	5,544.8	6,075.4	6,491.1	59,801.7	20,002.2	16,481.4	16,940.9	20,313.2	22,871.6
Afghanistan, I.R. of	512	80.2	r 16.0	r 15.1	r 17.1	r 21.2	r 18.5	0.4	r 0.0	r 0.0	r 0.1	r 0.1	r 0.1
Algeria	612	216.3	r 58.9	r 43.0	r 25.5	r 17.8	r 18.6	319.9	r 0.5	r 164.4	r 44.0	r 95.1	r 51.6
Bahrain, Kingdom of	419	743.2	r 139.4	r 179.2	r 167.5	r 193.4	r 198.4	275.8	r 78.1	r 83.3	r 51.1	r 165.9	r 222.8
Djibouti	611	34.0	r 5.7	r 15.7	r 9.1	r 21.6	r 8.8	0.3	r 0.2	r 0.0	r 0.1	r 0.0	r 0.0
Egypt	469	1,143.0	r 240.7	r 201.1	r 192.6	r 202.4	r 233.5	138.8	r 15.7	r 78.1	r 20.1	r 18.2	r 58.4
Iran, I.R. of	429	584.3	r 233.6	r 209.4	r 209.4	r 225.6	r 243.1	3,360.4	r 1,244.2	r 518.2	r 755.8	r 1,044.4	r 1,235.6
Iraq	433	342.8	r 73.6	r 64.0	r 85.1	r 62.6	r 83.6	1,098.4	r 312.2	r 250.3	r 215.9	r 231.5	r 397.5
Jordan	439	633.7	r 118.2	r 98.3	r 148.6	r 181.8	r 110.3	36.0	r 15.4	r 12.3	r 7.1	r 12.8	r 12.9
Kuwait	443	1,697.0	r 362.2	r 345.9	r 295.6	r 421.1	r 480.5	4,239.0	r 1,694.4	r 1,389.4	r 1,352.8	r 1,474.2	r 1,729.1
Lebanon	446	564.1	r 203.9	r 160.9	r 159.3	r 114.8	r 115.2	27.0	r 9.8	r 6.3	r 4.8	r 1.0	r 1.8
Libya	672	20.9	r 3.3	r 3.2	r 4.0	r 3.8	r 3.2	12.3	r 1.5	r 6.5	r 0.0	r 3.6	r 5.1
Mauritania	682	11.6	r 2.6	r 4.7	r 4.0	r 10.4	r 4.2	128.7	r 17.4	r 58.3	r 37.6	r 64.5	r 33.1
Morocco	686	337.4	r 80.1	r 58.5	r 60.6	r 44.9	r 51.1	271.8	r 62.6	r 86.6	r 67.5	r 83.4	r 74.4

Japan (158)

In Millions of U.S. Dollars

		Exports (FOB)						Imports (CIF)					
		2016	2017Q1	2017Q2	2017Q3	2017Q4	2018Q1	2016	2017Q1	2017Q2	2017Q3	2017Q4	2018Q1
Oman	449	2,538.5	r 524.3	r 573.8	r 643.7	r 589.0	r 518.6	1,753.3	r 517.3	r 362.5	r 544.7	r 451.9	r 660.9
Pakistan	564	1,934.4	r 510.1	r 567.9	r 610.5	r 636.7	r 536.0	263.5	r 108.4	r 140.8	r 94.4	r 87.9	r 89.5
Qatar	453	1,533.4	r 335.3	r 259.5	r 296.1	r 298.8	r 408.5	10,855.4	r 3,173.3	r 2,329.6	r 2,510.2	r 2,969.8	r 3,865.4
Saudi Arabia	456	5,010.9	r 851.9	r 757.3	r 1,015.7	r 1,110.1	r 1,286.1	19,584.3	r 7,539.2	r 6,114.2	r 6,322.4	r 7,767.7	r 8,152.8
Somalia	726	3.6	r 0.5	r 1.1	r 0.7	r 1.5	r 1.0	8.4	r 2.1	r 2.8	r 3.3	r 3.1	r 2.2
Sudan	732	49.7	r 16.4	r 14.2	r 12.3	r 12.4	r 12.4	24.0	r 2.0	r 1.6	r 1.3	r 2.2	r 2.4
Syrian Arab Republic	463	22.8	r 5.8	r 1.6	r 2.7	r 6.4	r 4.9	0.9	r 0.1	r 0.2	r 0.1	r 0.1	r 0.2
Tunisia	744	87.8	r 17.0	r 23.3	r 17.0	r 27.1	r 26.3	97.0	r 24.2	r 28.0	r 21.5	r 19.3	r 26.9
United Arab Emirates	466	7,987.8	r 2,136.5	r 1,692.2	r 1,544.3	r 1,841.6	r 2,085.7	17,301.2	r 5,183.1	r 4,847.1	r 4,885.6	r 5,815.5	r 6,246.4
West Bank and Gaza	487	2.8	r 0.2	r 0.1	r 1.2	r 0.4	r 0.4	0.6	r 0.1	r 0.2	r 0.1	r 0.1	r 0.2
Yemen, Republic of	474	117.0	r 11.4	r 16.8	r 22.4	r 29.8	r 42.2	4.2	r 0.5	r 0.7	r 0.7	r 1.1	r 2.3
Middle East n.s.	489	0.1	r 0.1	0.2	r 0.0
Sub-Saharan Africa	603	5,765.3	1,693.8	1,439.1	1,496.7	1,387.1	1,761.8	6,284.6	1,818.3	1,745.8	1,850.4	1,880.6	1,759.0
Angola	614	32.1	r 7.7	r 8.6	r 8.9	r 5.7	r 4.6	20.0	r 23.2	r 59.8	r 141.0	r 35.0	r 0.0
Benin	638	10.7	r 1.6	r 2.2	r 2.3	r 2.6	r 4.0	1.2	r 0.1	r 0.4	r 0.0	r 0.0	r 0.0
Botswana	616	24.7	r 4.2	r 5.8	r 5.1	r 7.4	r 5.8	24.8	r 4.6	r 5.9	r 8.4	r 4.5	r 5.3
Burkina Faso	748	30.2	r 7.1	r 3.1	r 2.9	r 4.8	r 3.7	13.7	r 2.5	r 10.5	r 18.8	r 8.6	r 4.9
Burundi	618	5.1	r 0.9	r 1.4	r 1.8	r 0.8	r 1.2	1.1	r 0.5	r 0.0	r 0.1	r 0.3	r 0.6
Cabo Verde	624	5.2	r 1.1	r 1.0	r 2.0	r 1.3	r 1.1	0.1	r 0.0	r 0.0	r 0.0
Cameroon	622	27.1	r 6.1	r 5.1	r 5.8	r 6.3	r 3.6	4.5	r 0.9	r 1.5	r 1.0	r 0.6	r 0.6
Central African Rep.	626	2.8	r 0.4	r 0.4	r 0.9	r 0.6	r 0.8	1.6	r 0.3	r 0.1	r 0.1	r 0.2	r 0.5
Chad	628	8.4	r 0.4	r 1.4	r 1.9	r 0.2	r 1.2	64.9	r 0.0	r 0.0	r 0.0	r 0.0
Comoros	632	1.3	r 0.4	r 0.2	r 1.3	r 0.6	r 0.1	0.0	r 0.0	r 0.0	r 0.1	r 0.0	r 1.1
Congo, Dem. Rep. of	636	41.5	r 11.0	r 8.5	r 7.7	r 9.5	r 11.2	10.1	r 0.8	r 1.1	r 1.4	r 0.5	r 0.2
Congo, Republic of	634	13.1	r 0.6	r 0.7	r 1.3	r 1.1	r 2.0	24.2	r 0.6	r 0.4	r 0.4	r 0.1	r 0.1
Côte d'Ivoire	662	50.7	r 12.0	r 15.4	r 23.0	r 16.3	r 17.6	14.7	r 2.8	r 6.6	r 1.5	r 2.4	r 2.7
Equatorial Guinea	642	1.3	r 0.2	r 0.1	r 0.2	r 0.2	r 0.2	120.7	r 145.1	r 16.5	r 0.0	r 23.1
Eritrea	643	1.2	r 0.8	r 0.3	r 0.9	r 1.0	r 0.2	0.0	r 0.0	r 0.0	r 0.0
Ethiopia	644	103.8	r 21.6	r 24.4	r 38.3	r 29.4	r 22.1	77.3	r 24.5	r 25.8	r 41.2	r 19.2	r 24.3
Gabon	646	27.2	r 4.9	r 6.3	r 4.1	r 4.6	r 7.8	53.5	r 23.2	r 14.0	r 20.4	r 8.7	r 22.6
Gambia, The	648	1.6	r 1.5	r 0.9	r 1.0	r 1.1	r 1.3	r 0.0	r 0.0	r 0.0	r 0.0	r 0.0
Ghana	652	123.7	r 46.8	r 27.2	r 27.6	r 29.3	r 58.3	182.7	r 35.4	r 62.8	r 87.0	r 8.6	r 22.5
Guinea	656	7.5	r 1.3	r 1.7	r 1.8	r 2.2	r 2.8	1.1	r 0.5	r 0.7	r 0.1	r 0.1
Guinea-Bissau	654	1.8	r 0.1	r 0.2	r 0.8	r 0.3	r 0.0
Kenya	664	746.7	r 188.3	r 214.7	r 169.4	r 191.0	r 210.7	58.2	r 17.3	r 12.0	r 11.9	r 19.3	r 17.8
Lesotho	666	5.8	r 1.8	r 1.8	r 3.2	r 2.2	r 2.3	0.4	r 0.1	r 0.2	r 0.2	r 0.1	r 0.1
Liberia	668	1,090.5	r 419.5	r 170.6	r 131.5	r 86.4	r 462.4	0.2	r 0.1	r 0.3	r 0.1	r 0.3	r 31.9
Madagascar	674	12.5	r 3.1	r 3.3	r 4.1	r 4.0	r 2.6	100.9	r 49.2	r 52.7	r 28.1	r 31.3	r 46.3
Malawi	676	18.8	r 4.7	r 4.6	r 7.0	r 5.6	r 6.1	12.3	r 3.0	r 2.9	r 4.7	r 3.1	r 3.0
Mali	678	8.0	r 2.5	r 4.6	r 4.5	r 3.4	r 2.9	0.2	r 0.0	r 0.6	r 0.5	r 0.0	r 0.0
Mauritius	684	119.0	r 26.0	r 33.0	r 31.5	r 32.7	r 31.9	5.8	r 1.5	r 2.5	r 2.4	r 1.9	r 2.0
Mozambique	688	51.1	r 27.3	r 32.0	r 18.8	r 22.6	r 20.7	126.4	r 50.8	r 55.1	r 29.2	r 57.0	r 20.9
Namibia	728	28.0	r 5.0	r 6.9	r 5.1	r 4.8	r 4.0	8.8	r 1.6	r 3.0	r 2.6	r 1.1	r 3.6
Niger	692	7.5	r 0.2	r 2.0	r 0.4	r 2.6	r 0.2	0.6	r 0.0	r 0.2	r 0.0	r 0.1	r 0.0
Nigeria	694	326.0	r 79.1	r 73.8	r 72.5	r 95.6	r 93.6	849.2	r 322.8	r 91.8	r 178.5	r 192.0	r 279.6
Rwanda	714	6.3	r 2.9	r 2.4	r 2.7	r 3.7	r 2.9	7.7	r 1.1	r 2.2	r 0.8	r 1.4	r 0.6
São Tomé & Príncipe	716	1.2	r 0.0	r 0.1	r 0.8	r 0.5	0.0	r 0.0	r 0.0	r 0.0
Senegal	722	54.7	r 9.3	r 13.3	r 12.6	r 16.5	r 13.4	7.8	r 3.9	r 3.1	r 2.9	r 10.8	r 2.2
Seychelles	718	18.5	r 4.7	r 4.2	r 3.0	r 3.9	r 2.8	51.6	r 18.3	r 9.9	r 20.2	r 13.5	r 20.2
Sierra Leone	724	14.2	r 0.8	r 0.3	r 1.1	r 0.7	r 0.7	1.8	r 0.9	r 0.6	r 0.4	r 0.1	r 0.1
South Africa	199	2,232.7	r 563.9	r 611.7	r 710.1	r 630.7	r 589.3	4,212.1	r 998.0	r 1,187.7	r 1,186.0	r 1,392.8	r 1,135.4
South Sudan, Rep. of	733	0.2	r 0.5	r 0.6
Swaziland	734	11.0	r 1.8	r 2.8	r 3.6	r 3.2	r 2.8	0.6	r 0.2	r 0.1	r 0.5	r 0.0	r 0.2
Tanzania	738	220.8	r 110.0	r 59.3	r 74.2	r 67.4	r 80.8	166.9	r 54.2	r 36.6	r 10.0	r 17.8	r 25.5
Togo	742	43.0	r 7.6	r 6.4	r 9.2	r 6.3	r 3.7	4.0	r 1.2	r 1.6	r 0.0	r 0.2	r 0.5
Uganda	746	163.0	r 88.8	r 60.7	r 72.6	r 58.6	r 54.1	10.3	r 2.0	r 3.3	r 5.3	r 3.2	r 1.0
Zambia	754	48.0	r 12.2	r 13.6	r 13.2	r 11.9	r 15.9	24.6	r 24.7	r 71.2	r 40.9	r 42.2	r 56.4
Zimbabwe	698	16.8	r 3.8	r 2.2	r 5.7	r 6.9	r 8.6	13.5	r 1.3	r 1.3	r 1.8	r 3.4	r 2.5
Africa n.s.	799	0.1	r 0.0	r 0.0	r 0.0	r 0.0	4.2	r 1.0	r 1.0	r 1.7	r 0.0	r 0.8

Japan (158)

In Millions of U.S. Dollars

		Exports (FOB)						Imports (CIF)					
		2016	2017Q1	2017Q2	2017Q3	2017Q4	2018Q1	2016	2017Q1	2017Q2	2017Q3	2017Q4	2018Q1
Western Hemisphere	205	26,977.3	7,453.3	6,644.2	6,933.3	6,718.3	7,381.9	22,700.7	6,353.7	6,215.0	6,290.4	7,180.1	7,239.0
Anguilla	312	r 0.5	r 0.7	r 0.5	r 0.5	r 0.8	r 0.0
Antigua and Barbuda	311	17.4	r 3.8	r 3.5	r 3.3	r 1.6	0.0
Argentina	213	631.6	r 169.8	r 169.3	r 207.0	r 191.1	r 199.6	753.6	r 163.7	r 151.7	r 204.9	r 204.3	r 179.5
Bahamas, The	313	993.6	r 253.7	r 68.4	r 146.1	r 58.9	r 262.8	39.2	r 0.2	r 9.4	r 0.1	r 6.8	r 7.3
Barbados	316	36.8	r 9.2	r 36.8	r 36.5	r 9.7	r 8.3	0.1	r 0.0	r 0.0	r 0.0	r 0.0	r 0.0
Belize	339	10.9	r 3.5	r 2.2	r 1.5	r 3.0	r 3.2	7.2	r 1.5	r 2.5	r 1.9	r 2.3	r 2.4
Bermuda	319	266.9	r 2.1	r 2.8	r 2.8	r 2.4	r 2.0	0.0	r 0.0	r 0.5	r 0.0
Bolivia	218	170.7	r 35.1	r 36.8	r 33.9	r 26.8	r 32.5	268.1	r 71.8	r 95.1	r 69.9	r 95.9	r 90.6
Brazil	223	2,792.8	r 724.0	r 782.4	r 982.8	r 906.8	r 1,033.0	6,701.0	r 1,446.2	r 1,661.9	r 1,861.3	r 2,213.4	r 1,781.0
Chile	228	1,565.3	r 465.7	r 412.4	r 447.2	r 426.7	r 494.3	5,329.8	r 1,753.9	r 1,521.0	r 1,490.3	r 1,597.9	r 2,145.5
Colombia	233	948.7	r 320.0	r 237.3	r 215.6	r 231.0	r 281.1	639.4	r 239.0	r 214.8	r 204.6	r 219.3	r 203.1
Costa Rica	238	322.4	r 82.9	r 65.7	r 71.7	r 88.6	r 77.8	305.1	r 74.9	r 80.0	r 91.7	r 99.2	r 77.5
Dominica	321	272.1	r 91.8	r 64.3	r 14.0	r 1.4	r 1.4	89.0	r 19.5	r 21.7	r 8.3	r 0.1	r 0.1
Dominican Republic	243	5.6	r 1.2	r 1.6	r 33.4	r 61.9	r 67.8	0.7	r 0.2	r 0.1	r 18.5	r 26.1	r 25.7
Ecuador	248	250.9	r 92.6	r 95.6	r 97.6	r 108.0	r 121.7	510.6	r 172.9	r 197.3	r 205.8	r 165.9	r 255.5
El Salvador	253	131.5	r 30.9	r 32.0	r 30.9	r 36.1	r 36.7	21.9	r 2.2	r 4.9	r 9.2	r 3.1	r 2.2
Falkland Islands	323	0.1	r 0.0	r 0.0	r 0.0	0.3	r 0.0	r 0.1	r 0.0	r 0.8	r 0.2
Greenland	326	0.1	r 0.0	52.9	r 13.5	r 16.9	r 15.3
Grenada	328	9.8	r 2.2	r 2.3	r 2.1	r 1.1	0.0
Guatemala	258	277.2	r 60.9	r 62.3	r 51.0	r 58.7	r 66.0	219.9	r 35.9	r 68.0	r 64.6	r 20.7	r 21.6
Guyana	336	42.1	r 9.1	r 9.9	r 9.6	r 13.8	r 12.1	3.4	r 2.7	r 0.3	r 0.3	r 2.7	r 0.3
Haiti	263	37.9	r 12.9	r 10.3	r 10.2	r 18.4	r 24.1	4.1	r 0.9	r 0.7	r 1.0	r 0.3	r 1.1
Honduras	268	78.2	r 18.8	r 20.5	r 20.2	r 27.9	r 23.6	23.5	r 6.8	r 6.9	r 11.6	r 10.5	r 8.8
Jamaica	343	211.9	r 60.5	r 66.9	r 63.5	r 66.5	r 52.7	25.9	r 2.0	r 4.2	r 4.4	r 5.0	r 2.9
Mexico	273	10,682.1	r 2,677.1	r 2,858.7	r 2,874.7	r 2,860.9	r 2,606.6	5,742.7	r 1,429.9	r 1,244.7	r 1,329.9	r 1,771.8	r 1,538.3
Montserrat	351	r 0.1	r 0.2	r 0.1	r 0.1
Netherlands Antilles	353	25.0	r 7.9	r 8.7	r 7.2	r 8.3	r 7.3	0.5	r 28.5	r 0.1	r 0.0	r 0.0	r 0.1
Nicaragua	278	86.8	r 20.5	r 22.8	r 21.3	r 20.3	r 23.3	27.7	r 6.2	r 11.6	r 11.2	r 4.8	r 5.1
Panama	283	5,639.5	r 1,925.0	r 1,230.8	r 1,117.6	r 1,191.6	r 1,606.2	352.5	r 308.1	r 154.4	r 166.1	r 194.2	r 115.5
Paraguay	288	77.6	r 21.7	r 19.7	r 23.4	r 21.0	r 28.1	41.6	r 16.3	r 1.9	r 25.1	r 15.2	r 10.5
Peru	293	719.4	r 200.3	r 171.9	r 209.6	r 176.1	r 230.7	1,322.2	r 436.5	r 636.6	r 458.4	r 466.6	r 666.1
St. Kitts and Nevis	361	13.4	r 2.1	r 1.8	r 1.6	r 2.2	r 1.3	0.0	r 0.0	r 0.0
St. Lucia	362	12.5	r 3.5	r 3.7	r 2.8	r 3.0	r 3.1	0.0	r 0.0	r 0.0	r 0.0
St. Vincent & Grens.	364	6.5	r 1.0	r 1.5	r 1.0	r 1.2	r 1.7	4.9	r 0.3	r 1.9	r 0.0	r 0.8
Suriname	366	33.8	r 7.4	r 11.2	r 10.1	r 13.5	r 13.7	6.5	r 0.8	r 1.7	r 1.3	r 2.0	r 0.9
Trinidad and Tobago	369	156.0	r 40.1	r 44.9	r 69.7	r 48.1	r 28.7	72.8	r 28.7	r 18.6	r 17.6	r 39.7	r 76.8
Uruguay	298	56.3	r 19.2	r 16.0	r 15.8	r 12.2	r 15.6	58.8	r 12.5	r 19.5	r 10.4	r 6.6	r 3.3
Venezuela, Rep. Bol.	299	104.1	r 29.9	r 24.3	r 11.6	r 7.2	r 3.2	74.5	r 77.9	r 66.4	r 6.5	r 3.5	r 17.3
Western Hem. n.s.	399	290.0	r 46.2	r 44.4	r 85.3	r 11.6	r 11.1	0.3	r 0.1	r 0.0	r 0.1	r 0.1	r 0.0
Other Countries n.i.e	910	45.0	8.0	8.5	10.4	15.1	16.0	16.0	4.2	3.7	3.1	2.8	3.1
Cuba	928	45.0	r 8.0	r 8.5	r 10.4	r 15.1	r 16.0	16.0	r 4.2	r 3.7	r 3.1	r 2.8	r 3.1
Countries & Areas n.s.	898	15.9	15.9	r 0.5	r 0.7	r 0.9	r 0.8	r 1.4
Memorandum Items													
Africa	605	6,505.4	1,875.0	1,599.4	1,625.3	1,522.2	1,884.2	7,134.7	1,927.2	2,087.6	2,025.7	2,148.2	1,949.6
Middle East	405	22,942.3	5,240.6	4,563.6	4,788.1	5,281.7	5,814.2	58,687.7	19,784.9	15,998.9	16,671.1	19,957.6	22,591.4
European Union	998	73,740.1	18,489.8	19,252.6	19,476.3	20,066.7	21,347.8	75,145.1	18,341.5	19,054.3	19,797.0	20,891.9	21,937.7
Export earnings: fuel	080	28,737.6	6,816.0	6,441.6	6,504.5	6,942.6	8,018.7	75,096.4	25,116.2	21,426.1	21,384.6	24,879.4	28,383.1
Export earnings: nonfuel	092	616,195.0	160,449.6	162,772.7	169,921.9	178,223.9	176,207.4	531,774.3	139,113.8	141,258.3	144,296.8	153,708.1	157,184.8

Jordan (439)

In Millions of U.S. Dollars

		Exports (FOB)						Imports (CIF)					
		2016	2017Q1	2017Q2	2017Q3	2017Q4	2018Q1	2016	2017Q1	2017Q2	2017Q3	2017Q4	2018Q1
IFS World		7,509.0	1,767.6	1,766.8	1,967.4	1,989.7	1,719.8	19,479.5	4,851.4	5,040.1	5,044.9	5,470.0	4,816.7
World	001	5,416.0	1,404.2	1,511.6	1,715.8	1,667.8	1,419.1	16,715.5	4,781.4	5,040.1	5,024.9	5,470.0	4,816.7
Advanced Economies	110	1,680.1	440.4	448.4	556.2	496.8	503.3	6,567.8	1,921.2	2,042.5	2,084.3	2,155.3	1,845.2
Euro Area	163	106.2	31.9	31.9	31.8	43.7	42.5	2,987.6	831.5	707.0	880.1	1,028.7	832.8
Austria	122	1.3	r 0.2	r 0.3	r 0.3	r 0.4	r 0.2	62.7	r 19.8	r 16.4	r 18.2	r 24.6	r 22.0
Belgium	124	2.1	r 1.9	r 2.6	r 3.3	r 5.6	r 8.0	106.4	r 30.4	r 29.8	r 36.0	r 74.5	r 38.0
Cyprus	423	0.6	r 0.1	r 0.4	r 0.1	r 0.1	r 0.1	12.6	r 7.5	r 5.6	r 4.0	r 3.1	r 4.6
Estonia	939	0.4	r 0.4	r 0.1	r 0.0	r 0.0	2.8	r 0.7	r 0.5	r 1.2	r 3.1	r 8.9
Finland	172	0.0	r 0.0	r 0.0	r 0.0	r 0.0	r 0.0	32.3	r 14.0	r 9.4	r 10.8	r 15.5	r 9.0
France	132	5.6	r 1.0	r 2.2	r 2.5	r 3.6	r 1.0	389.0	r 159.5	r 70.1	r 73.5	r 92.3	r 155.3
Germany	134	12.7	r 4.3	r 3.4	r 4.0	r 4.5	r 3.5	803.1	r 213.0	r 195.8	r 242.5	r 249.1	r 199.8
Greece	174	5.3	r 4.5	r 1.7	r 2.7	r 3.0	r 2.7	45.6	r 11.1	r 7.4	r 13.0	r 16.9	r 13.2
Ireland	178	1.8	r 1.1	r 0.1	r 0.4	r 0.2	r 2.9	99.1	r 30.0	r 18.4	r 26.6	r 19.7	r 25.9
Italy	136	32.5	r 6.2	r 5.6	r 7.8	r 4.8	r 7.8	787.8	r 172.4	r 179.3	r 275.3	r 181.3	r 178.3
Latvia	941	0.0	r 0.0	2.4	r 1.1	r 0.4	r 0.4	r 0.4	r 0.5
Lithuania	946	0.1	r 0.1	r 0.0	2.1	r 0.5	r 0.6	r 0.7	r 2.3	r 2.7
Luxembourg	137	0.0	r 0.0	3.1	r 1.5	r 0.8	r 0.8	r 1.1	r 1.5
Malta	181	r 0.1	r 0.0	r 0.1	r 0.0	2.1	r 1.3	r 0.7	r 0.3	r 0.2	r 0.7
Netherlands	138	28.3	r 8.1	r 10.5	r 7.4	r 17.4	r 9.1	253.6	r 45.7	r 52.0	r 42.8	r 158.0	r 52.2
Portugal	182	7.9	r 1.6	r 3.6	r 0.5	r 2.2	r 1.6	32.8	r 13.9	r 12.5	r 13.1	r 12.8	r 11.3
Slovak Republic	936	1.0	r 0.5	r 0.2	r 0.6	r 0.4	r 0.1	11.8	r 5.1	r 6.7	r 5.2	r 4.2	r 2.9
Slovenia	961	0.9	r 0.0	8.1	r 2.3	r 2.1	r 1.3	r 2.0	r 2.1
Spain	184	5.8	r 2.0	r 1.2	r 2.1	r 1.3	r 5.3	330.1	r 101.8	r 98.3	r 114.2	r 167.8	r 103.9
Australia	193	10.7	r 0.9	r 1.2	r 1.2	r 1.2	r 1.3	134.7	r 33.8	r 26.0	r 34.9	r 35.4	r 24.4
Canada	156	54.9	r 13.9	r 18.0	r 15.6	r 13.6	r 18.4	47.1	r 19.6	r 9.0	r 19.1	r 12.5	r 11.3
China,P.R.: Hong Kong	532	9.4	r 1.0	r 3.7	r 0.8	r 9.8	r 2.9	9.4	r 3.5	r 2.1	r 2.0	r 2.7	r 2.4
Czech Republic	935	0.2	r 0.0	r 0.1	r 0.0	r 0.1	r 0.0	27.2	r 10.4	r 11.7	r 19.5	r 11.0	r 11.3
Denmark	128	1.0	r 0.2	r 0.6	r 0.2	r 0.3	r 0.5	59.4	r 15.5	r 14.0	r 14.9	r 21.9	r 31.7
Iceland	176	0.0	0.1	r 0.0
Israel	436	60.1	r 20.5	r 15.2	r 11.8	r 14.6	r 16.6	28.5	r 5.3	r 5.2	r 7.8	r 4.5	r 4.0
Japan	158	19.6	r 9.2	r 5.8	r 5.2	r 5.8	r 7.1	475.3	r 125.9	r 121.0	r 155.4	r 167.7	r 113.7
Korea, Republic of	542	10.3	r 4.0	r 2.9	r 2.9	r 5.7	r 3.7	541.7	r 137.0	r 129.7	r 141.8	r 149.6	r 105.1
New Zealand	196	0.4	r 0.0	r 0.1	r 0.1	r 0.1	r 0.1	54.5	r 15.9	r 23.3	r 18.4	r 16.5	r 22.0
Norway	142	0.3	r 0.2	r 0.1	r 0.0	r 0.2	r 0.1	17.0	r 2.3	r 2.6	r 20.4	r 32.1	r 27.3
Singapore	576	1.9	r 0.2	r 0.4	r 1.1	r 1.0	r 1.4	45.3	r 6.0	r 7.4	r 7.6	r 4.0	r 6.2
Sweden	144	2.7	r 0.9	r 0.6	r 0.8	r 0.8	r 1.4	52.8	r 15.2	r 16.8	r 21.3	r 32.5	r 22.8
Switzerland	146	2.4	r 0.0	r 0.1	r 0.5	r 1.1	r 0.2	271.4	r 72.1	r 40.7	r 82.5	r 52.6	r 36.8
Taiwan Prov. of China	528	13.0	r 3.7	r 3.2	r 3.0	r 7.3	r 4.2	345.4	r 91.2	r 133.1	r 114.6	r 97.0	r 110.5
United Kingdom	112	21.3	r 5.8	r 5.5	r 6.2	r 6.3	r 7.4	242.7	r 136.9	r 84.0	r 59.4	r 78.8	r 52.9
United States	111	1,365.7	r 347.7	r 359.1	r 474.8	r 385.3	r 395.6	1,227.8	r 399.3	r 708.6	r 484.6	r 407.8	r 429.9
Emerg. & Dev. Economies	200	3,506.3	891.2	977.3	1,082.6	1,083.6	847.4	10,036.8	2,832.6	2,972.9	2,919.9	3,284.0	2,950.4
Emerg. & Dev. Asia	505	709.4	194.7	228.4	220.5	219.1	241.0	3,320.4	930.9	1,018.5	1,047.7	910.4	957.2
Bangladesh	513	4.8	r 3.3	r 0.6	r 0.7	r 8.4	r 0.2	21.6	r 6.5	r 7.0	r 7.2	r 8.7	r 7.9
Brunei Darussalam	516	0.0	r 0.1	r 0.0
Cambodia	522	0.0	1.4	r 0.2	r 0.8	r 0.4	r 0.5	r 0.4
China,P.R.: Mainland	924	78.9	r 33.5	r 18.4	r 38.0	r 47.1	r 16.2	2,334.3	r 644.4	r 722.1	r 757.2	r 639.9	r 667.2
India	534	455.5	r 117.7	r 158.0	r 125.8	r 115.6	r 165.8	379.2	r 138.0	r 129.3	r 121.6	r 112.3	r 125.2
Indonesia	536	99.1	r 32.5	r 32.6	r 43.1	r 34.4	r 31.4	99.0	r 26.4	r 27.9	r 30.2	r 32.4	r 34.6
Malaysia	548	61.1	r 4.7	r 15.7	r 10.5	r 10.2	r 15.3	101.7	r 23.5	r 27.2	r 21.2	r 23.8	r 26.1
Maldives	556	0.0	r 0.0	r 0.0	r 0.0	r 0.2	r 0.0
Mongolia	948	0.1	r 0.1	r 0.1	r 0.0	0.0
Myanmar	518	0.1	r 0.0	0.5	r 0.1	r 0.3	r 0.1	r 0.1	r 0.1
Nepal	558	0.8	r 0.1	r 0.2	r 0.2	r 0.1	r 0.1	0.1	r 0.0	r 0.1	r 0.0	r 0.0
Papua New Guinea	853	2.5	r 0.9	r 1.1	r 1.1	r 1.2
Philippines	566	4.2	r 1.6	r 0.7	r 1.0	r 1.7	r 0.4	5.4	r 1.3	r 1.2	r 2.0	r 1.4	r 0.9
Sri Lanka	524	0.4	r 0.1	r 0.0	r 0.1	r 0.1	r 0.2	28.6	r 8.8	r 10.0	r 10.5	r 8.3	r 9.0
Thailand	578	2.7	r 0.7	r 0.6	r 0.9	r 1.1	r 1.1	194.7	r 45.1	r 51.0	r 57.4	r 46.4	r 50.1
Vietnam	582	1.7	r 0.4	r 1.4	r 0.1	r 0.3	r 10.0	151.4	r 36.6	r 40.7	r 38.8	r 35.5	r 34.5

Jordan (439)

In Millions of U.S. Dollars

		Exports (FOB)						Imports (CIF)					
		2016	2017Q1	2017Q2	2017Q3	2017Q4	2018Q1	2016	2017Q1	2017Q2	2017Q3	2017Q4	2018Q1
Europe	170	116.9	36.4	20.1	44.7	29.1	24.3	1,643.0	372.9	412.0	308.4	393.2	410.8
Emerg. & Dev. Europe	903	103.8	30.5	17.9	43.4	22.8	20.9	1,263.8	261.6	340.3	251.7	280.1	304.2
Albania	914	0.4	r 0.1	r 0.0	r 0.2	r 0.1	r 0.0	0.1	r 0.0	r 0.0	r 0.0	r 0.0	r 0.0
Bosnia and Herzegovina	963	1.2	r 0.2	r 0.2	r 0.3	r 0.3	r 0.5	1.5	r 0.2	r 0.1	r 0.1	r 0.3	r 0.3
Bulgaria	918	11.8	r 0.3	r 0.9	r 2.3	r 0.6	r 0.1	22.5	r 7.0	r 4.8	r 5.3	r 6.2	r 7.2
Croatia	960	0.2	r 0.3	r 0.0	r 0.3	11.1	r 0.9	r 9.9	r 5.7	r 2.1	r 3.9
Hungary	944	0.5	r 0.3	r 0.2	r 0.1	r 0.6	r 0.3	38.1	r 9.3	r 12.0	r 7.4	r 7.5	r 7.9
Macedonia, FYR	962	0.0	r 0.0	0.3	r 0.1	r 0.1	r 0.1	r 0.1	r 0.0
Poland	964	0.3	r 0.1	r 0.1	r 0.2	r 0.4	r 0.1	84.5	r 24.6	r 23.2	r 23.7	r 25.5	r 24.5
Romania	968	6.1	r 0.7	r 0.2	r 0.3	r 0.3	r 0.6	557.0	r 42.7	r 112.1	r 55.1	r 63.9	r 83.2
Serbia, Republic of	942	7.8	r 5.5	r 2.2	r 5.2	r 0.0	3.2	r 0.5	r 0.7	r 0.4	r 0.6
Turkey	186	75.5	r 28.5	r 10.8	r 37.9	r 15.5	r 19.0	545.5	r 176.7	r 177.4	r 153.7	r 173.9	r 176.5
CIS	901	13.1	5.9	2.2	1.3	6.3	3.4	379.2	111.3	71.7	56.7	113.2	106.6
Armenia	911	0.2	r 0.0	r 0.0	r 0.0	0.0	r 0.0	r 0.0
Azerbaijan, Rep. of	912	1.3	r 1.0	r 0.3	r 0.3	r 0.7	r 0.5	0.0	r 0.0	r 0.1	r 0.1	r 0.0	r 0.0
Belarus	913	0.1	r 0.0	r 0.1	2.0	r 0.1	r 0.0	r 0.0	r 0.7	r 0.1
Georgia	915	0.3	r 0.0	r 0.1	r 0.0	r 0.1	1.4	r 0.1	r 0.0	r 0.1	r 0.0	r 0.1
Kazakhstan	916	0.2	r 0.0	r 0.2	r 0.0	r 0.2	r 0.1	0.1	r 0.6	r 0.1	r 0.1	r 0.1	r 0.0
Kyrgyz Republic	917	0.2	r 0.1	r 0.2	r 0.3	r 0.0	0.1	r 0.0	r 0.0
Moldova	921	1.0	r 0.5	r 0.1	r 0.1	r 0.4	r 0.3	3.3	r 2.1	r 0.0	r 0.7	r 0.7	r 0.0
Russian Federation	922	4.2	r 2.3	r 1.3	r 0.2	r 0.9	r 0.9	216.9	r 32.4	r 31.0	r 34.6	r 43.8	r 68.5
Tajikistan	923	0.1	r 0.1	r 0.1	0.0	r 0.0	r 0.0
Turkmenistan	925	0.5	r 0.0	r 0.0	0.0
Ukraine	926	4.9	r 1.8	r 0.3	r 0.1	r 3.5	r 1.3	155.0	r 75.7	r 39.5	r 20.5	r 67.3	r 37.7
Uzbekistan	927	0.2	r 0.0	r 0.1	r 0.3	0.5	r 0.4	r 1.0	r 0.7	r 0.5	r 0.3
Mid East, N Africa, Pak	440	2,634.3	636.2	710.9	803.4	810.0	566.8	3,922.2	1,235.4	1,134.5	1,181.9	1,476.5	1,267.0
Afghanistan, I.R. of	512	1.5	r 0.1	r 0.2	r 0.6	r 0.6	r 0.3	1.3	r 0.9	r 0.5	r 0.3	r 1.7	r 1.6
Algeria	612	98.1	r 22.6	r 25.2	r 22.3	r 21.9	r 14.5	64.5	r 41.3	r 71.0	r 41.5	r 34.6	r 49.7
Bahrain, Kingdom of	419	53.8	r 6.8	r 18.4	r 20.1	r 15.8	r 10.6	52.6	r 8.8	r 8.8	r 10.6	r 9.4	r 9.9
Djibouti	611	1.0	r 0.3	r 0.9	r 0.2	r 0.5	r 0.4	0.3	r 0.0	r 0.2	r 0.0	r 0.0
Egypt	469	67.1	r 19.9	r 21.7	r 24.7	r 22.9	r 27.0	435.5	r 125.3	r 126.6	r 114.9	r 106.2	r 113.2
Iran, I.R. of	429	16.6	r 5.9	r 1.1	r 2.5	r 10.4	r 7.8	110.8	r 29.6	r 4.2	r 41.5	r 26.1	r 8.4
Iraq	433	370.4	r 131.5	r 95.6	r 112.4	r 175.2	r 132.3	2.7	r 0.3	r 0.5	r 0.2	r 0.6	r 0.5
Kuwait	443	274.2	r 45.5	r 82.7	r 136.9	r 72.6	r 36.9	43.9	r 11.9	r 14.8	r 15.5	r 14.7	r 11.8
Lebanon	446	123.2	r 31.5	r 25.8	r 29.9	r 29.7	r 26.5	79.0	r 20.7	r 20.2	r 15.4	r 18.8	r 16.6
Libya	672	28.8	r 5.1	r 3.1	r 9.0	r 6.4	r 2.9	0.8	r 0.4	r 0.2	r 0.1	r 0.0
Mauritania	682	1.0	r 0.3	r 0.3	r 0.2	r 0.2	r 0.2	0.1	r 0.0	r 0.0	r 0.1	r 0.1	r 0.0
Morocco	686	6.6	r 2.3	r 1.6	r 1.5	r 2.5	r 2.6	23.3	r 6.6	r 6.7	r 5.4	r 5.8	r 5.3
Oman	449	66.3	r 8.6	r 20.0	r 24.5	r 20.2	r 9.3	47.8	r 4.9	r 7.0	r 7.1	r 5.2	r 4.9
Pakistan	564	18.6	r 5.9	r 5.8	r 4.5	r 4.3	r 3.7	34.3	r 10.3	r 7.7	r 8.8	r 8.9	r 10.6
Qatar	453	156.6	r 38.7	r 51.6	r 33.7	r 37.3	r 31.5	149.4	r 8.4	r 8.0	r 42.8	r 26.8	r 28.5
Saudi Arabia	456	771.2	r 168.0	r 214.3	r 217.5	r 205.4	r 147.9	1,969.1	r 597.6	r 605.5	r 635.5	r 916.2	r 830.7
Somalia	726	1.7	r 0.3	r 0.5	r 1.3	r 0.4	r 0.1	0.9	r 0.3	r 0.1	r 0.2	r 0.1	r 0.7
Sudan	732	59.3	r 13.1	r 21.0	r 28.6	r 31.5	r 9.6	33.6	r 8.7	r 8.0	r 9.1	r 7.7	r 14.5
Syrian Arab Republic	463	34.1	r 11.4	r 7.7	r 12.0	r 12.8	r 10.6	81.5	r 18.0	r 17.7	r 15.2	r 16.0	r 12.6
Tunisia	744	14.0	r 3.9	r 2.6	r 2.6	r 5.7	r 2.3	10.3	r 4.2	r 3.3	r 3.2	r 5.3	r 4.9
United Arab Emirates	466	305.4	r 68.5	r 65.7	r 68.5	r 83.8	r 46.5	739.7	r 325.1	r 210.2	r 201.6	r 256.8	r 130.1
West Bank and Gaza	487	117.9	r 32.4	r 34.2	r 38.0	r 34.8	r 33.4	38.0	r 11.8	r 12.1	r 12.5	r 15.2	r 12.3
Yemen, Republic of	474	46.8	r 13.7	r 10.8	r 11.6	r 15.2	r 9.9	2.9	r 0.2	r 1.1	r 0.4	r 0.0	r 0.1
Sub-Saharan Africa	603	36.3	21.8	16.0	10.3	17.3	12.0	413.5	110.9	160.6	117.5	184.0	104.2
Angola	614	0.6	r 0.4	r 0.2	r 1.4	r 0.0	0.0	r 0.0	r 26.7
Benin	638	0.2	r 0.0	r 0.1	r 0.0	r 0.1	r 0.2	0.0
Burkina Faso	748	0.1	r 0.0	r 0.0	r 0.1	r 0.0	r 0.1	0.1	r 0.0
Cameroon	622	0.5	r 0.1	r 0.2	r 0.2	r 0.2	r 0.2	0.6	r 0.1	r 0.2	r 0.2	r 0.0	r 0.1
Chad	628	1.0	r 0.0	r 0.5	r 0.2	r 0.0	r 0.2
Congo, Dem. Rep. of	636	0.2	r 0.0	r 0.0	0.3	r 0.1	r 0.0
Côte d'Ivoire	662	0.5	r 0.1	r 0.1	r 0.1	r 0.3	r 0.0	0.9	r 0.1	r 0.2	r 0.1	r 0.0
Eritrea	643	r 0.1	r 0.1	r 0.0	0.0
Ethiopia	644	2.3	r 0.9	r 2.1	r 0.4	r 1.4	r 0.2	25.8	r 7.5	r 5.4	r 5.5	r 3.0	r 8.3
Gabon	646	0.0	r 0.1	r 0.0	r 0.0	r 0.1	r 0.1	0.0	r 0.0	r 0.0

Jordan (439)

In Millions of U.S. Dollars

		Exports (FOB)						Imports (CIF)					
		2016	2017Q1	2017Q2	2017Q3	2017Q4	2018Q1	2016	2017Q1	2017Q2	2017Q3	2017Q4	2018Q1
Ghana	652	1.5	r 1.5	r 0.3	r 0.3	r 0.3	r 0.2	0.7	r 0.2	r 0.3	r 0.3	r 0.3	r 0.2
Guinea	656	0.6	r 0.0	r 0.6	r 1.1	r 1.0	r 0.0	133.3	r 66.9	r 58.8	r 68.4	r 0.0
Guinea-Bissau	654	0.0	1.2
Kenya	664	3.0	r 0.5	r 0.8	r 0.6	r 0.7	r 0.9	10.5	r 3.9	r 4.3	r 4.4	r 3.9	r 4.4
Liberia	668	0.6	r 0.1	r 0.2	r 0.2	r 0.1	r 0.1
Madagascar	674	0.0	r 0.0	0.1	r 0.0	r 0.0	r 0.0
Malawi	676	0.8	r 1.9	r 1.1	r 0.4	r 0.3	r 0.0
Mali	678	0.7	r 0.0	r 0.0	r 0.0	0.0	r 0.0	r 0.0	r 0.0	r 0.0
Mauritius	684	0.5	r 0.2	r 0.3	r 0.1	r 0.3	r 0.2	0.0	r 0.0	r 0.0	r 0.0	r 0.0
Mozambique	688	5.6	r 3.5	r 1.0	r 3.9	r 1.7	r 5.7	0.1	r 0.0	r 0.0	r 0.0	r 0.2	r 0.1
Namibia	728	0.3	r 0.1	r 0.1	r 0.2	r 0.2	r 0.1
Niger	692	0.0	r 0.7	0.0	r 0.0	r 0.0	r 0.0	r 0.0	r 0.0
Nigeria	694	1.4	r 0.2	r 0.6	r 0.6	r 0.4	r 0.4	189.9	r 86.8	r 73.2	r 25.8	r 72.0	r 83.7
Rwanda	714	0.3	r 0.1	r 0.1	r 0.1	r 0.1	r 0.0
Senegal	722	0.9	r 0.2	r 0.3	r 0.1	r 0.2	r 0.0	0.2	r 0.0	r 0.0	r 0.0	r 0.0	r 0.1
Sierra Leone	724	0.2	r 0.1	r 0.0	0.1	r 0.0	r 0.1	r 0.0	r 0.0
South Africa	199	12.4	r 12.7	r 7.7	r 1.8	r 8.1	r 0.6	42.2	r 9.0	r 7.7	r 20.7	r 5.7	r 6.0
South Sudan, Rep. of	733	r 0.2	r 0.1	r 1.0	r 0.1	r 0.0
Tanzania	738	1.3	r 0.6	r 0.1	r 0.1	r 0.2	r 0.6	0.8	r 0.4	r 0.2	r 0.4	r 0.5	r 0.5
Uganda	746	1.7	r 0.4	r 0.4	r 0.4	r 0.4	r 0.3	1.9	r 0.7	r 0.5	r 0.7	r 0.6	r 0.6
Zambia	754	0.1	r 0.0	r 0.0	r 0.0	0.3
Zimbabwe	698	3.0	r 0.0	r 0.0	r 2.1
Western Hemisphere	205	9.4	2.2	1.8	3.6	8.1	3.3	737.8	182.4	247.3	264.3	319.8	211.1
Argentina	213	0.3	r 0.1	r 0.1	r 0.0	r 0.1	r 0.0	263.7	r 59.6	r 63.5	r 81.4	r 97.8	r 34.8
Aruba	314	0.0	2.3	r 2.3	r 1.3	r 1.3	r 0.5
Bolivia	218	0.1	r 0.0	r 0.0	r 0.0	r 0.0	0.0	r 0.0	r 0.0	r 0.0	r 0.0
Brazil	223	1.0	r 0.1	r 0.1	r 0.2	r 0.7	r 0.1	220.5	r 56.1	r 54.4	r 71.2	r 70.0	r 71.2
Chile	228	1.7	r 0.3	r 0.1	r 0.5	r 0.9	r 0.2	9.1	r 2.9	r 3.2	r 2.7	r 1.4	r 2.3
Colombia	233	0.1	r 0.0	r 0.0	r 0.2	r 0.0	r 0.1	29.5	r 5.2	r 9.5	r 7.2	r 15.0	r 13.6
Costa Rica	238	r 0.0	r 0.0	r 0.1	1.1	r 0.3	r 0.4	r 0.4	r 0.4	r 0.3
Dominican Republic	243	0.4	r 0.3	r 0.1	r 0.1	r 0.3	r 0.3	0.9	r 0.1	r 0.2	r 0.2	r 1.0	r 0.4
Ecuador	248	r 0.0	r 0.0	8.0	r 1.8	r 1.6	r 2.1	r 2.7	r 1.0
El Salvador	253	0.1	r 0.0	r 0.1	r 0.1	2.9	r 0.5	r 0.9	r 0.8	r 0.9	r 0.8
Guatemala	258	0.2	r 0.2	r 0.1	r 0.1	11.2	r 2.9	r 1.7	r 4.5	r 5.4	r 9.2
Haiti	263	0.2	r 0.0	r 0.1	r 0.0	r 0.0	0.1	r 0.0	r 0.0	r 0.0
Honduras	268	0.4	r 0.3	r 0.1	r 0.3	r 0.3	0.1	r 0.0	r 0.0	r 0.0	r 0.1	r 0.1
Jamaica	343	0.3	r 0.0	r 0.2	r 0.3	r 0.2	0.0	r 0.0	r 0.0	r 0.0	r 0.0
Mexico	273	3.2	r 0.8	r 0.7	r 1.4	r 2.8	r 1.5	166.8	r 49.6	r 62.7	r 87.5	r 115.7	r 47.9
Nicaragua	278	r 0.0	0.1	r 0.5	r 0.3	r 1.1	r 1.0	r 1.7
Panama	283	0.3	r 0.0	r 0.0	r 0.1	r 2.6	r 0.5	0.0	r 0.0	r 0.0	r 0.0	r 0.2	r 0.2
Paraguay	288	0.4	r 0.2	r 0.1	r 0.0	1.6	r 0.1	r 0.3	r 0.2	r 0.2	r 0.2
Peru	293	0.6	r 0.1	r 0.2	r 0.1	r 0.2	r 0.0	2.5	r 0.4	r 0.4	r 0.2	r 0.8	r 0.4
St. Vincent & Grens.	364	r 43.1	r 21.8
Uruguay	298	0.1	r 0.1	r 0.0	r 0.0	r 0.0	8.2	r 2.3	r 2.8	r 3.4	r 5.9	r 4.9
Venezuela, Rep. Bol.	299	0.0	r 0.0	r 0.0	9.0	r 0.0	r 0.1	r 0.0	r 0.1	r 0.0
Other Countries n.i.e	910	0.2	0.0	0.1	0.1	0.0	0.0
Cuba	928	0.2	r 0.0	r 0.1	r 0.1	r 0.0	r 0.0
Special Categories	899	229.6	r 72.6	r 53.2	110.7	r 27.6	r 20.6	r 7.8
Countries & Areas n.s.	898	r 85.9	r 23.8	r 87.4	r 68.4	0.0	r 24.5	r 22.9	r 21.1
Memorandum Items													
Africa	605	218.0	64.6	67.9	67.1	79.9	40.7	546.4	172.1	249.9	177.1	237.7	179.4
Middle East	405	2,432.5	587.5	652.8	741.5	742.5	533.1	3,753.6	1,163.0	1,036.9	1,113.3	1,412.2	1,179.6
European Union	998	150.5	40.4	40.0	42.0	52.9	53.2	4,082.8	1,094.0	995.7	1,092.3	1,278.2	1,078.2
Export earnings: fuel	080	2,197.6	518.9	592.0	660.9	668.0	453.4	3,637.8	1,155.4	1,047.1	1,066.9	1,451.0	1,241.5
Export earnings: nonfuel	092	3,218.4	885.3	919.5	1,054.9	999.7	965.7	13,077.7	3,626.0	3,993.0	3,958.1	4,019.1	3,575.2

Kazakhstan (916)

In Millions of U.S. Dollars

		Exports (FOB)						Imports (CIF)					
		2016	2017Q1	2017Q2	2017Q3	2017Q4	2018Q1	2016	2017Q1	2017Q2	2017Q3	2017Q4	2018Q1
IFS World		36,736.9	10,839.8	12,253.0	11,383.8	13,813.6	25,376.7	6,055.8	7,552.3	7,350.6	8,240.2
World	001	36,736.9	10,845.9	12,321.1	11,367.8	13,813.6	13,779.2	25,376.7	6,026.4	7,526.4	7,346.4	8,240.2	7,247.2
Advanced Economies	110	21,605.5	6,512.7	7,347.2	6,836.4	7,582.5	8,236.7	7,964.6	1,634.7	2,117.4	1,872.5	2,285.5	2,235.1
Euro Area	163	16,043.3	4,979.9	5,439.0	5,112.9	5,437.6	6,418.7	4,446.7	923.2	1,176.0	1,034.0	1,272.4	1,138.2
Austria	122	46.5	r 0.6	r 1.5	r 0.3	r 1.1	r 2.8	149.8	r 27.0	r 45.2	r 29.4	r 50.6	r 40.7
Belgium	124	137.0	r 43.8	r 33.3	r 36.1	r 44.9	r 45.6	163.2	r 28.7	r 35.1	r 32.6	r 32.0	r 34.6
Cyprus	423	6.5	r 2.7	r 11.1	r 13.0	r 4.2	r 1.7	0.5	r 0.4	r 0.4	r 0.8	r 0.4	r 0.3
Estonia	939	8.3	r 3.4	r 2.2	r 4.6	r 1.1	r 2.2	25.6	r 6.5	r 4.4	r 4.9	r 4.7	r 3.7
Finland	172	217.7	r 34.4	r 51.1	r 52.6	r 37.9	r 28.7	124.3	r 28.4	r 33.0	r 27.4	r 43.1	r 32.7
France	132	1,791.9	r 829.2	r 638.6	r 668.3	r 725.0	r 1,078.0	661.1	r 107.1	r 153.7	r 133.9	r 140.2	r 127.1
Germany	134	262.2	r 89.1	r 131.7	r 91.8	r 105.7	r 115.1	1,442.6	r 306.2	r 400.0	r 371.6	r 401.1	r 446.4
Greece	174	871.0	r 252.7	r 318.1	r 173.3	r 219.8	r 185.8	13.2	r 5.6	r 3.1	r 3.4	r 4.5	r 4.8
Ireland	178	0.0	r 0.4	r 0.0	r 0.0	r 0.0	r 0.0	139.2	r 31.1	r 31.2	r 28.5	r 28.5	r 43.3
Italy	136	7,481.7	r 2,146.0	r 2,190.4	r 2,050.3	r 2,283.6	r 2,788.8	835.7	r 231.7	r 230.4	r 227.0	r 255.9	r 232.8
Latvia	941	93.5	r 22.9	r 9.9	r 7.1	r 34.7	r 15.6	32.8	r 4.9	r 6.4	r 6.4	r 6.1	r 6.5
Lithuania	946	240.9	r 39.5	r 151.9	r 115.1	r 247.9	r 169.8	83.5	r 16.3	r 79.8	r 24.3	r 47.5	r 17.0
Luxembourg	137	0.0	r 0.1	r 0.0	r 0.0	r 0.0	r 0.0	18.3	r 1.0	r 0.4	r 1.6	r 0.8	r 1.5
Malta	181	253.5	r 61.3	r 40.8	r 105.3	r 9.3	r 15.6	0.1	r 0.0	r 0.0	r 0.0	r 0.1	r 0.1
Netherlands	138	3,255.8	r 1,036.1	r 1,364.6	r 1,221.7	r 1,125.8	r 1,488.3	281.5	r 52.6	r 73.7	r 60.6	r 96.5	r 64.5
Portugal	182	355.7	r 222.7	r 58.7	r 160.6	r 154.3	r 70.8	14.7	r 3.3	r 3.5	r 5.0	r 6.2	r 4.6
Slovak Republic	936	8.3	r 3.0	r 3.2	r 3.4	r 5.0	r 3.0	29.7	r 7.6	r 7.7	r 10.1	r 13.0	r 14.7
Slovenia	961	23.8	r 7.1	r 7.3	r 9.8	r 2.3	r 5.8	75.3	r 17.0	r 21.3	r 22.8	r 25.0	r 16.6
Spain	184	989.1	r 185.0	r 424.7	r 399.6	r 435.0	r 401.2	355.4	r 47.7	r 46.6	r 43.8	r 116.1	r 46.3
Australia	193	5.9	r 0.9	r 1.2	r 0.9	r 1.1	r 2.5	25.9	r 5.4	r 4.6	r 6.2	r 6.8	r 6.3
Canada	156	272.7	r 151.0	r 49.2	r 21.6	r 1.2	r 20.1	111.2	r 23.2	r 40.6	r 42.5	r 46.1	r 28.5
China,P.R.: Hong Kong	532	10.3	r 2.5	r 3.6	r 4.2	r 4.7	r 4.5	9.1	r 1.6	r 1.6	r 1.8	r 2.3	r 1.9
Czech Republic	935	65.8	r 15.1	r 21.3	r 21.9	r 19.0	r 18.7	186.4	r 29.0	r 64.6	r 48.4	r 48.1	r 30.7
Denmark	128	30.9	r 4.7	r 55.1	r 6.6	r 3.6	r 0.8	60.6	r 9.9	r 48.8	r 8.8	r 25.0	r 6.8
Iceland	176	r 1.5	2.4	r 0.2	r 0.7	r 1.2	r 2.2	r 1.2
Israel	436	235.6	r 37.2	r 42.6	r 5.7	r 45.1	r 131.7	66.1	r 7.3	r 11.8	r 12.9	r 15.7	r 7.4
Japan	158	558.8	r 178.0	r 276.7	r 195.1	r 236.6	r 368.7	552.9	r 57.8	r 110.3	r 116.1	r 129.3	r 92.3
Korea, Republic of	542	223.5	r 84.7	r 159.7	r 293.6	r 590.2	r 412.2	453.0	r 83.7	r 152.6	r 163.7	r 167.4	r 143.8
New Zealand	196	0.0	r 0.0	r 0.0	r 0.0	r 0.1	r 0.0	6.6	r 0.6	r 0.5	r 1.2	r 0.7	r 0.8
Norway	142	8.1	r 1.8	r 1.9	r 0.8	r 2.2	r 0.7	51.4	r 6.8	r 6.8	r 7.0	r 25.4	r 9.7
San Marino	135	1.0	r 0.1	r 0.5	r 0.2	r 0.3	r 0.3
Singapore	576	54.2	r 11.7	r 10.7	r 24.4	r 39.7	r 20.4	37.2	r 7.1	r 12.3	r 6.6	r 11.1	r 7.7
Sweden	144	145.5	r 57.2	r 33.2	r 44.3	r 56.1	r 71.7	165.5	r 20.5	r 24.5	r 30.4	r 47.5	r 35.7
Switzerland	146	2,442.8	r 661.6	r 787.2	r 803.9	r 847.9	r 531.3	110.1	r 24.1	r 36.4	r 27.5	r 51.2	r 31.8
Taiwan Prov.of China	528	2.3	r 0.4	r 0.6	r 0.6	r 1.1	r 1.9	28.9	r 7.2	r 9.6	r 18.9	r 14.3	r 10.6
United Kingdom	112	892.6	r 228.9	r 260.5	r 227.7	r 206.7	r 158.9	372.5	r 60.6	r 97.4	r 78.5	r 117.4	r 93.8
United States	111	613.0	r 97.2	r 204.7	r 72.2	r 88.1	r 74.0	1,277.1	r 366.6	r 317.8	r 266.5	r 302.4	r 587.5
Emerg. & Dev. Economies	200	15,131.4	4,333.1	4,973.9	4,531.4	6,231.0	5,542.5	17,402.1	4,391.6	5,408.9	5,454.4	5,949.9	5,000.0
Emerg. & Dev. Asia	505	4,898.1	1,412.3	1,712.3	1,505.2	2,267.7	1,662.4	4,294.7	1,074.2	1,393.7	1,510.2	1,514.6	1,359.7
American Samoa	859	0.1
Bangladesh	513	1.2	r 0.3	r 0.9	36.0	r 12.9	r 12.0	r 13.8	r 7.1	r 12.0
Cambodia	522	0.0	4.3	r 1.1	r 0.9	r 1.8	r 1.1	r 2.1
China,P.R.: Mainland	924	4,228.4	r 1,255.7	r 1,513.6	r 1,205.4	r 1,798.7	r 1,377.6	3,668.0	r 901.4	r 1,211.2	r 1,294.4	r 1,284.9	r 1,136.3
India	534	411.1	r 66.2	r 107.2	r 198.7	r 361.1	r 156.9	203.9	r 47.2	r 48.9	r 50.2	r 66.0	r 58.9
Indonesia	536	1.2	r 0.0	r 0.3	r 2.0	r 1.9	r 0.0	18.2	r 8.2	r 6.7	r 9.5	r 18.8	r 21.4
Lao People's Dem.Rep	544	0.1	r 0.0	r 0.0	r 0.0	r 0.3	r 0.0
Malaysia	548	0.1	r 0.0	r 0.1	r 0.0	r 13.0	r 0.2	82.8	r 19.5	r 25.9	r 31.9	r 33.0	r 30.9
Mongolia	948	77.1	r 14.5	r 15.5	r 14.6	r 27.9	r 13.0	0.9	r 0.2	r 0.6	r 0.6	r 1.0	r 0.7
Myanmar	518	0.4	r 0.3	r 0.2	r 0.4	r 0.4	r 0.6
Nauru	836	0.1	r 0.0	r 0.0
Nepal	558	r 0.0	r 0.0	r 0.0	r 0.0	r 0.0	0.0	r 0.0	r 0.0	r 0.0	r 0.1	r 0.0
Philippines	566	0.0	r 11.8	r 7.2	r 75.6	9.9	r 2.4	r 2.6	r 3.9	r 5.0	r 3.1
Sri Lanka	524	4.0	r 1.7	r 1.0	r 0.7	r 1.7	r 1.7	4.9	r 1.6	r 1.4	r 1.2	r 1.4	r 1.9
Thailand	578	7.4	r 1.0	r 0.0	r 0.1	r 0.0	r 0.1	66.3	r 19.2	r 18.5	r 32.3	r 22.1	r 27.5
Vietnam	582	167.5	r 72.8	r 73.6	r 71.8	r 56.1	r 37.2	198.8	r 60.3	r 64.7	r 70.1	r 73.3	r 64.1

Kazakhstan (916)

In Millions of U.S. Dollars

		Exports (FOB)						Imports (CIF)					
		2016	2017Q1	2017Q2	2017Q3	2017Q4	2018Q1	2016	2017Q1	2017Q2	2017Q3	2017Q4	2018Q1
Europe	170	8,716.3	2,536.3	2,810.8	2,621.7	3,362.2	3,348.9	12,494.5	3,165.1	3,837.3	3,775.6	4,278.9	3,450.3
Emerg. & Dev. Europe	903	2,369.3	661.0	843.9	670.6	1,020.5	1,204.6	1,109.1	255.6	379.4	343.8	353.5	264.1
Albania	914	1.2	r 1.1	r 1.0	0.4	r 0.1	r 0.1	r 0.2	r 0.1	r 0.2
Bosnia and Herzegovina	963	r 0.2	r 0.0	0.8	r 0.1	r 0.1	r 0.2	r 0.1	r 0.2
Bulgaria	918	87.5	r 4.8	r 32.1	r 42.3	r 124.7	r 124.8	22.2	r 5.5	r 4.5	r 5.1	r 17.5	r 6.1
Croatia	960	31.9	r 158.1	r 76.2	r 57.2	r 12.7	r 123.9	6.6	r 2.5	r 4.7	r 2.5	r 3.2	r 1.8
Faroe Islands	816	r 0.0	r 0.1	r 0.2	r 0.1
Hungary	944	14.3	r 9.8	r 14.6	r 7.0	r 7.8	r 11.8	98.9	r 23.9	r 31.0	r 28.0	r 34.4	r 24.5
Macedonia, FYR	962	0.3	r 0.0	r 0.0	3.5	r 0.4	r 0.3	r 1.5	r 0.4	r 0.4
Montenegro	943	10.3	0.4	r 0.2	r 0.7	r 0.4
Poland	964	528.7	r 71.3	r 100.6	r 147.7	r 255.7	r 253.4	254.4	r 58.5	r 84.2	r 98.9	r 85.2	r 56.9
Romania	968	842.7	r 165.1	r 306.9	r 205.3	r 248.4	r 429.9	78.5	r 10.8	r 19.4	r 16.2	r 20.3	r 16.8
Serbia, Republic of	942	1.2	r 0.0	r 0.0	r 0.2	r 0.1	r 0.5	25.1	r 11.6	r 15.5	r 9.1	r 5.2	r 4.6
Turkey	186	851.0	r 250.8	r 312.4	r 210.8	r 371.1	r 260.2	618.3	r 142.3	r 219.5	r 181.0	r 186.6	r 152.6
CIS	901	6,347.0	1,875.3	1,966.9	1,951.1	2,341.6	2,144.3	11,385.3	2,909.5	3,457.9	3,431.8	3,925.4	3,186.2
Armenia	911	0.6	r 0.2	r 0.3	r 0.4	r 1.1	r 2.5	4.8	r 0.9	r 0.8	r 1.1	r 1.8	r 1.7
Azerbaijan, Rep. of	912	106.5	r 29.6	r 18.1	r 24.8	r 33.4	r 45.8	30.2	r 5.6	r 7.6	r 7.7	r 12.9	r 9.7
Belarus	913	47.2	r 28.5	r 20.5	r 19.0	r 23.8	r 23.0	339.0	r 91.7	r 117.4	r 163.1	r 130.0	r 123.4
Georgia	915	19.4	r 3.6	r 12.2	r 8.2	r 14.4	r 12.0	21.7	r 5.2	r 5.0	r 7.4	r 8.2	r 5.7
Kyrgyz Republic	917	437.2	r 100.0	r 125.1	r 129.4	r 135.8	r 131.7	231.4	r 50.7	r 65.9	r 68.8	r 62.4	r 47.7
Moldova	921	18.1	r 11.7	r 3.0	r 2.3	r 12.1	r 14.7	13.7	r 1.7	r 3.1	r 4.6	r 5.0	r 3.5
Russian Federation	922	3,445.2	r 1,083.7	r 1,112.0	r 1,098.0	r 1,185.7	r 1,171.0	9,288.3	r 2,428.2	r 2,787.0	r 2,825.7	r 3,295.6	r 2,684.8
Tajikistan	923	371.9	r 91.3	r 107.9	r 107.7	r 151.9	r 111.9	218.4	r 90.6	r 72.5	r 59.4	r 96.2	r 77.4
Turkmenistan	925	69.1	r 15.7	r 11.2	r 14.1	r 14.0	r 12.9	214.4	r 22.0	r 17.7	r 2.0	r 2.4	r 2.7
Ukraine	926	906.7	r 253.1	r 233.7	r 284.9	r 366.8	r 219.1	435.6	r 99.0	r 155.0	r 103.2	r 104.9	r 86.4
Uzbekistan	927	925.2	r 257.8	r 323.0	r 262.2	r 402.7	r 399.9	587.8	r 114.0	r 226.1	r 188.8	r 206.1	r 143.2
Mid East, N Africa, Pak	440	1,473.4	376.5	435.0	395.1	585.5	518.7	175.4	49.1	70.6	68.6	62.8	87.4
Afghanistan, I.R. of	512	486.3	r 112.9	r 133.1	r 119.5	r 197.4	r 169.1	2.5	r 0.4	r 0.4	r 0.6	r 0.6	r 0.9
Algeria	612	0.5	r 20.8	r 23.0	r 18.5	r 19.7	r 27.8	0.0	r 0.0	r 0.1	r 0.0	r 0.0
Bahrain, Kingdom of	419	0.0	r 0.0	r 0.0	r 0.1	r 0.1	r 0.3	0.9	r 0.0	r 0.2	r 0.0	r 1.9
Egypt	469	38.3	r 1.5	r 4.9	r 4.8	r 0.4	r 3.2	17.0	r 5.4	r 16.2	r 15.5	r 13.7	r 19.8
Iran, I.R. of	429	550.5	r 87.9	r 111.0	r 139.4	r 146.4	r 147.8	45.7	r 13.7	r 16.4	r 15.5	r 22.3	r 26.0
Iraq	433	5.1	r 0.3	r 0.9	r 0.9	r 0.8	r 1.1	0.0
Jordan	439	0.0	r 0.0	r 0.4	0.3	r 0.0	r 0.2	r 0.0	r 0.3	r 0.0
Kuwait	443	0.1	r 0.0	r 0.0	r 0.5	r 0.9	r 0.2	0.0	r 0.0	r 0.0
Lebanon	446	8.9	r 2.0	r 0.8	r 0.1	r 0.0	r 0.0	0.4	r 0.1	r 0.1	r 0.1	r 0.1	r 0.0
Morocco	686	23.4	r 7.8	r 11.7	r 15.9	r 16.0	r 32.5	7.2	r 2.4	r 1.7	r 2.3	r 1.8	r 2.7
Oman	449	0.3	r 0.0	r 0.0	r 0.2	r 0.7	r 0.6	0.1	r 0.0	r 0.1	r 0.0	r 0.0	r 0.0
Pakistan	564	2.7	r 3.0	r 2.3	r 0.2	r 0.0	r 0.4	23.0	r 10.1	r 4.5	r 3.4	r 4.9	r 14.5
Qatar	453	1.0	r 0.0	r 0.1	r 0.0	r 0.0	r 0.1	0.1	r 0.0	r 0.0	r 0.0	r 0.0
Saudi Arabia	456	39.2	r 5.2	r 3.5	r 0.2	r 7.0	r 3.2	5.0	r 1.1	r 0.7	r 3.5	r 2.1	r 1.0
Somalia	726	0.7	0.0	r 0.0	r 0.0	r 0.1
Sudan	732	0.9	r 0.9	r 0.0
Syrian Arab Republic	463	0.3	0.1	r 0.0	r 0.2	r 0.1	r 0.0
Tunisia	744	9.8	r 2.2	r 2.0	r 3.0	r 2.8	r 9.9	4.1	r 1.1	r 1.0	r 1.0	r 0.8	r 1.0
United Arab Emirates	466	305.2	r 132.1	r 141.6	r 91.8	r 193.2	r 122.2	69.0	r 14.8	r 28.7	r 26.6	r 14.2	r 21.3
West Bank and Gaza	487	0.0	r 0.1	r 0.0	r 0.0	r 0.1
Sub-Saharan Africa	603	14.4	0.1	3.2	2.2	7.2	5.6	133.3	32.4	34.4	27.1	28.1	30.0
Angola	614	0.0	r 0.0	r 0.0	r 0.1	r 0.0	0.3
Benin	638	2.5	r 0.8	r 0.8	r 1.5	0.0
Cameroon	622	0.0	r 0.1	0.0	r 0.0	r 0.0
Congo, Dem. Rep. of	636	0.0	10.8	r 0.9	r 0.0	r 0.0
Congo, Republic of	634	0.2	r 0.0	r 0.0	r 0.0	r 0.0	r 0.0
Côte d'Ivoire	662	0.0	r 0.0	r 0.1	r 0.1	2.7	r 1.0	r 0.0	r 0.5	r 1.0	r 0.7
Ethiopia	644	0.4	r 0.0	0.0	r 0.0	r 0.0	r 0.0	r 0.0	r 0.0
Ghana	652	0.9	r 0.0	r 0.0	r 0.0	r 0.0	r 0.2	28.6	r 4.4	r 6.0	r 4.2	r 7.3	r 4.8
Kenya	664	1.3	r 0.0	r 0.0	46.9	r 13.8	r 13.7	r 12.7	r 14.1	r 15.1
Madagascar	674	0.7	r 0.1	r 0.1	r 0.1	r 0.1	r 0.2
Malawi	676	r 0.0	r 0.0	1.4	r 0.5	r 0.2	r 0.6	r 0.4	r 0.3
Mauritius	684	0.4	r 0.1	r 0.1	r 0.1	r 0.1	r 0.1

Kazakhstan (916)

In Millions of U.S. Dollars

		Exports (FOB)						Imports (CIF)					
		2016	2017Q1	2017Q2	2017Q3	2017Q4	2018Q1	2016	2017Q1	2017Q2	2017Q3	2017Q4	2018Q1
Mozambique	688	0.0	r 0.0	r 0.0	r 0.0	1.3	r 0.1	r 0.1	r 0.2	r 0.1	r 0.1
Namibia	728	0.3	0.0	r 0.0	r 0.0	r 0.0
Nigeria	694	0.0	r 0.0	r 0.0	r 0.0	r 0.0	0.0	r 0.0	r 0.5	r 0.0	r 0.0	r 0.0
Rwanda	714	2.7	r 0.1	r 1.5	r 1.0	r 0.0	r 2.3
Senegal	722	5.7	r 2.4	r 0.4	0.0	r 0.0	r 0.0	r 0.0	r 0.0
Seychelles	718	0.1	r 0.0	r 0.0	r 0.0
South Africa	199	3.0	r 0.0	r 1.1	r 5.5	r 4.8	32.9	r 11.5	r 11.6	r 5.6	r 4.0	r 6.1
Tanzania	738	0.0	r 0.0	r 0.0	2.5	r 0.6	r 0.4	r 0.9	r 0.3	r 0.3
Uganda	746	0.1	r 0.0	r 0.0	r 0.0	r 0.1
Zambia	754	0.8	r 0.0	r 0.0	r 0.0	r 0.2	r 0.0
Zimbabwe	698	1.1	r 0.1	r 0.1	r 0.2	r 0.2	r 0.2
Western Hemisphere	205	29.2	7.9	12.5	7.3	8.5	7.0	304.3	70.7	73.0	72.9	65.4	72.5
Argentina	213	1.7	r 3.6	r 1.8	r 0.0	r 2.2	r 1.6	10.6	r 5.8	r 10.5	r 8.4	r 6.3	r 5.5
Bermuda	319	0.0	r 4.9	r 0.0	r 0.0
Bolivia	218	0.0	r 0.0	r 0.0	r 0.1	r 0.0	r 0.1	0.2	r 0.0	r 0.0	r 0.0	r 0.0
Brazil	223	25.8	r 3.5	r 10.1	r 6.0	r 4.1	r 3.4	156.1	r 12.6	r 33.9	r 35.1	r 29.9	r 33.7
Chile	228	r 0.0	r 0.0	6.0	r 2.3	r 1.5	r 1.8	r 1.5	r 2.4
Colombia	233	0.0	r 0.0	r 0.0	r 0.0	r 0.0	r 0.2	4.0	r 1.0	r 0.8	r 0.7	r 0.8	r 1.0
Costa Rica	238	0.8	r 0.3	r 0.3	r 0.1	r 0.2	r 0.3
Dominican Republic	243	0.2	r 0.0	r 0.5	r 0.2	r 1.4	r 0.9	0.7	r 0.1	r 0.2	r 0.1	r 0.1	r 0.2
Ecuador	248	0.3	r 0.0	r 0.0	r 0.0	r 0.0	32.8	r 7.6	r 5.6	r 5.5	r 7.1	r 8.5
Guatemala	258	r 0.1	22.8	r 20.4	r 0.0	r 0.0	r 0.1	r 0.0
Mexico	273	0.7	r 0.8	r 0.0	r 0.9	r 0.0	r 0.8	65.4	r 15.1	r 18.6	r 15.0	r 17.2	r 18.8
Panama	283	0.0	r 0.1	r 0.0	r 0.1	0.0	r 0.0	r 0.0	r 0.0	r 0.0	r 0.0
Paraguay	288	2.0	r 0.1	r 0.2	r 0.3	r 1.1	r 1.2
Peru	293	0.1	r 0.0	r 0.0	2.3	r 5.2	r 0.5	r 0.2	r 0.5	r 0.6
Trinidad and Tobago	369	0.0	r 0.0	r 0.0	r 0.0	r 0.0	r 0.0	0.0	r 0.0	r 0.0	r 0.1	r 0.0	r 0.0
Uruguay	298	0.0	0.6	r 0.1	r 0.5	r 0.5	r 0.5	r 0.2
Venezuela, Rep. Bol.	299	0.1	r 0.0	r 0.0	r 0.5	0.0	r 0.0	r 0.0	r 0.0	r 0.0
Western Hem. n.s.	399	0.3	r 0.2	0.1	r 0.0	r 0.0	r 0.2
Other Countries n.i.e	910	0.0	0.0	10.0	0.0	0.1	19.5	4.8	12.2
Cuba	928	0.0	r 0.0	9.8	r 0.0	r 0.0	r 19.5	r 4.4	r 12.1
Korea, Dem. People's Rep.	954	0.2	r 0.0	r 0.1	r 0.0	r 0.4	r 0.1
Memorandum Items													
Africa	605	49.8	31.8	40.0	39.5	45.7	75.6	144.5	35.9	37.1	30.5	30.7	33.8
Middle East	405	949.0	228.9	262.9	238.0	349.6	279.0	138.6	35.1	62.9	61.3	54.6	68.2
European Union	998	18,683.3	5,694.7	6,339.4	5,872.9	6,372.3	7,612.7	5,692.2	1,144.2	1,555.1	1,350.9	1,670.9	1,411.3
Export earnings: fuel	080	4,523.3	1,375.5	1,421.5	1,388.8	1,602.5	1,533.0	9,690.9	2,494.1	2,865.4	2,887.5	3,359.3	2,755.0
Export earnings: nonfuel	092	32,213.6	9,470.4	10,899.6	9,979.0	12,211.1	12,246.2	15,685.8	3,532.3	4,661.0	4,458.9	4,880.9	4,492.2

Kenya (664)

In Millions of U.S. Dollars

		Exports (FOB)						Imports (CIF)					
		2016	2017Q1	2017Q2	2017Q3	2017Q4	2018Q1	2016	2017Q1	2017Q2	2017Q3	2017Q4	2018Q1
IFS World		5,694.9	1,459.1	1,477.0	1,409.1	14,107.1	4,087.6	4,097.5	4,362.0
World	001	5,694.8	1,458.9	1,441.9	1,401.9	1,444.2	1,574.6	14,101.2	4,085.1	4,097.4	4,366.3	4,138.8	3,856.3
Advanced Economies	110	1,861.0	503.0	492.3	473.6	471.4	507.4	3,919.6	938.2	1,039.1	1,032.3	993.2	966.6
Euro Area	163	762.5	220.2	209.1	169.7	178.8	197.6	1,518.4	331.3	378.4	412.4	349.7	337.4
Austria	122	1.1	r 0.3	r 0.3	r 0.1	r 0.2	r 0.2	26.7	r 4.6	r 6.2	r 5.3	r 6.5	r 6.1
Belgium	124	53.1	r 24.6	r 14.3	r 10.1	r 9.3	r 11.4	133.0	r 32.4	r 41.1	r 32.9	r 42.3	r 31.5
Cyprus	423	2.1	r 0.4	r 0.6	r 0.6	r 0.7	r 0.8	2.5	r 0.1	r 0.2	r 0.6	r 0.3	r 0.5
Estonia	939	0.1	r 0.0	r 0.0	r 0.0	9.9	r 0.2	r 0.5	r 0.4	r 1.0	r 0.3
Finland	172	13.9	r 1.6	r 4.6	r 2.5	r 1.3	r 0.4	32.9	r 5.8	r 4.4	r 5.5	r 4.8	r 5.9
France	132	65.7	r 18.8	r 19.7	r 24.3	r 15.2	r 19.8	213.7	r 55.7	r 84.4	r 68.6	r 51.7	r 52.9
Germany	134	116.9	r 33.0	r 34.5	r 20.8	r 25.3	r 22.5	427.1	r 84.6	r 104.2	r 131.6	r 95.4	r 87.6
Greece	174	2.9	r 0.9	r 1.9	r 1.7	r 0.7	r 0.4	9.6	r 3.0	r 2.2	r 3.4	r 2.2	r 1.8
Ireland	178	12.5	r 3.7	r 3.7	r 3.1	r 2.6	r 2.5	68.5	r 12.0	r 5.4	r 6.6	r 7.5	r 6.1
Italy	136	36.8	r 9.3	r 8.1	r 7.0	r 8.6	r 9.6	233.9	r 61.8	r 52.1	r 58.2	r 44.4	r 51.2
Latvia	941	2.0	r 1.2	r 1.2	r 1.1	r 1.1	r 1.1	18.1	r 0.2	r 0.2	r 0.2	r 11.7	r 0.9
Lithuania	946	0.1	r 0.0	r 0.6	r 0.0	r 0.0	r 0.0	38.7	r 0.2	r 0.5	r 0.6	r 1.4	r 1.2
Luxembourg	137	0.0	r 0.0	r 0.0	r 0.0	r 0.0	r 0.0	4.2	r 1.3	r 1.3	r 0.8	r 0.6	r 0.5
Malta	181	0.2	r 0.1	r 0.0	r 0.0	r 0.0	r 0.1	2.4	r 0.2	r 0.1	r 0.1	r 0.1	r 0.0
Netherlands	138	428.4	r 119.4	r 111.2	r 89.6	r 104.4	r 117.4	162.6	r 37.3	r 37.9	r 70.8	r 43.0	r 45.4
Portugal	182	3.8	r 0.9	r 1.0	r 1.1	r 1.7	r 0.4	20.8	r 7.1	r 3.9	r 2.2	r 2.7	r 3.1
Slovak Republic	936	0.0	r 0.1	r 0.0	r 0.0	r 0.0	4.1	r 1.0	r 2.5	r 0.7	r 0.3	r 0.4
Slovenia	961	0.1	r 0.0	r 0.0	r 0.1	r 0.0	r 0.0	1.1	r 0.6	r 2.4	r 0.4	r 6.0	r 0.4
Spain	184	22.7	r 5.9	r 7.6	r 7.5	r 7.6	r 11.1	108.7	r 23.4	r 28.9	r 23.4	r 27.8	r 41.6
Australia	193	21.7	r 5.1	r 6.5	r 6.0	r 4.5	r 4.0	28.4	r 4.3	r 23.0	r 13.6	r 6.8	r 7.2
Canada	156	56.5	r 11.5	r 7.3	r 9.4	r 6.9	r 2.9	76.9	r 24.1	r 24.4	r 26.6	r 20.5	r 7.3
China,P.R.: Hong Kong	532	13.5	r 5.5	r 6.2	r 24.6	r 25.7	r 25.7	62.4	r 11.6	r 17.2	r 15.5	r 22.7	r 29.5
Czech Republic	935	0.8	r 0.1	r 0.0	r 0.1	r 0.6	r 0.7	32.5	r 3.7	r 8.6	r 25.8	r 4.8	r 5.4
Denmark	128	6.5	r 1.6	r 1.6	r 1.9	r 2.1	r 1.1	41.9	r 8.7	r 8.5	r 9.5	r 9.7	r 6.7
Iceland	176	0.1	r 0.0	r 0.0	r 0.0	r 0.0	r 0.1	3.0	r 0.2	r 0.1	r 0.1	r 0.1	r 0.0
Israel	436	10.5	r 1.2	r 1.5	r 2.5	r 2.0	r 1.4	49.5	r 14.0	r 14.3	r 16.3	r 16.3	r 9.6
Japan	158	40.1	r 9.1	r 11.2	r 10.6	r 12.7	r 13.9	811.8	r 182.6	r 211.2	r 189.3	r 206.9	r 215.0
Korea, Republic of	542	18.4	r 6.2	r 7.9	r 5.1	r 3.7	r 2.9	140.0	r 43.4	r 37.6	r 42.6	r 46.5	r 48.7
New Zealand	196	2.1	r 0.7	r 0.5	r 0.8	r 0.5	r 1.1	6.1	r 1.2	r 1.9	r 3.7	r 3.5	r 2.9
Norway	142	24.1	r 8.8	r 9.5	r 5.9	r 5.8	r 5.7	14.9	r 3.3	r 4.3	r 2.9	r 23.3	r 4.1
Singapore	576	3.5	r 0.7	r 1.0	r 0.8	r 1.1	r 1.5	67.1	r 21.0	r 8.4	r 7.4	r 19.6	r 7.0
Sweden	144	30.2	r 9.1	r 4.7	r 7.8	r 6.2	r 3.1	57.6	r 13.1	r 18.5	r 16.2	r 12.7	r 12.9
Switzerland	146	47.7	r 7.6	r 7.0	r 8.2	r 8.5	r 9.8	84.8	r 38.6	r 14.5	r 20.4	r 23.5	r 32.5
Taiwan Prov. of China	528	25.4	r 13.4	r 9.6	r 0.8	r 12.7	r 25.7	121.2	r 25.7	r 39.2	r 28.9	r 20.5	r 18.4
United Kingdom	112	370.1	r 97.2	r 87.9	r 92.7	r 95.0	r 103.5	330.0	r 71.0	r 73.0	r 70.7	r 76.1	r 84.4
United States	111	427.2	r 105.0	r 120.9	r 126.7	r 104.7	r 106.6	473.3	r 140.6	r 155.9	r 130.3	r 130.0	r 137.7
Emerg. & Dev. Economies	200	3,810.3	950.9	943.5	922.2	966.0	1,063.0	10,178.9	3,146.6	3,057.7	3,332.7	3,145.4	2,889.4
Emerg. & Dev. Asia	505	319.0	67.3	81.4	54.5	59.9	56.1	6,131.7	1,788.5	1,664.6	1,491.0	1,486.3	1,252.4
American Samoa	859	35.6	r 5.0	r 3.4	r 0.8	r 0.7	r 0.4	0.1	r 0.0	r 0.0	r 0.0
Bangladesh	513	1.3	r 0.5	r 0.9	r 1.0	r 0.9	r 0.9	9.8	r 2.1	r 2.2	r 2.3	r 2.9	r 3.9
Bhutan	514	2.9	r 0.4	r 0.0
Brunei Darussalam	516	4.3	r 2.5	0.0
Cambodia	522	0.0	1.5	r 0.2	r 0.0	r 0.0	r 1.2	r 3.4
China,P.R.: Mainland	924	99.1	r 24.3	r 39.4	r 15.1	r 17.9	r 10.5	3,325.0	r 1,098.3	r 962.0	r 855.9	r 861.4	r 664.2
Fiji	819	0.2	r 0.0	r 0.0	0.0
India	534	117.4	r 16.5	r 13.2	r 13.9	r 14.3	r 15.9	2,024.7	r 462.7	r 465.9	r 331.4	r 388.6	r 329.5
Indonesia	536	9.2	r 1.9	r 3.2	r 3.2	r 3.1	r 4.4	447.0	r 153.4	r 123.3	r 156.9	r 116.3	r 128.9
Malaysia	548	9.6	r 2.0	r 1.8	r 2.2	r 3.1	r 1.8	121.4	r 20.2	r 44.2	r 46.9	r 61.6	r 82.0
Marshall Islands	867	4.0
Mongolia	948	r 0.1	0.0	r 0.0
Myanmar	518	0.4	r 0.1	r 0.1	r 0.1	r 0.1	r 0.2	0.1	r 0.0	r 0.0	r 0.1	r 0.3	r 0.0
Nepal	558	0.3	r 0.0	r 0.0	0.0	r 0.0	r 0.0	r 0.0
Philippines	566	12.5	r 0.9	r 1.9	r 1.2	r 1.3	r 1.4	6.6	r 1.6	r 2.7	r 2.4	r 3.2	r 0.7
Samoa	862	0.0	r 0.1
Solomon Islands	813	r 0.0	r 0.2	r 0.0
Sri Lanka	524	2.1	r 0.9	r 0.8	r 0.4	r 0.7	r 1.1	12.8	r 4.3	r 4.5	r 4.3	r 4.4	r 4.1

Kenya (664)

In Millions of U.S. Dollars

		Exports (FOB)						Imports (CIF)					
		2016	2017Q1	2017Q2	2017Q3	2017Q4	2018Q1	2016	2017Q1	2017Q2	2017Q3	2017Q4	2018Q1
Thailand	578	17.0	r 9.2	r 13.7	r 12.8	r 12.8	r 13.8	118.8	r 37.9	r 47.0	r 82.4	r 35.8	r 23.4
Vietnam	582	6.3	r 3.0	r 2.8	r 3.7	r 4.9	r 5.5	58.3	r 7.8	r 12.6	r 8.2	r 10.7	r 12.4
Asia n.s.	598	0.7	r 0.1	1.5	r 0.0
Europe	170	154.9	50.1	39.3	44.1	44.7	50.7	525.5	111.1	183.8	217.6	184.3	177.9
Emerg. & Dev. Europe	903	49.2	15.2	11.6	14.2	14.9	18.3	246.4	53.6	74.2	64.7	59.5	66.7
Bosnia and Herzegovina	963	0.0	r 0.0	r 0.0	r 0.0	0.1	r 0.0	r 0.0	r 0.1	r 0.1	r 0.0
Bulgaria	918	5.0	r 1.7	r 0.7	r 0.2	r 1.7	r 0.2	5.2	r 1.4	r 4.9	r 0.8	r 1.1	r 1.0
Croatia	960	0.1	r 0.0	r 0.0	r 0.0	r 1.0	r 2.4	7.9	r 0.3	r 3.7	r 2.0	r 2.8	r 0.7
Hungary	944	1.0	r 0.7	r 0.1	r 0.3	r 0.4	r 0.2	24.6	r 5.0	r 2.7	r 1.9	r 2.5	r 1.7
Poland	964	17.8	r 5.3	r 4.2	r 6.5	r 5.5	r 10.9	59.3	r 9.2	r 20.4	r 15.1	r 16.7	r 33.6
Romania	968	3.1	r 1.2	r 0.6	r 0.8	r 0.7	r 0.4	18.6	r 1.1	r 2.6	r 1.0	r 0.9	r 1.3
Serbia, Republic of	942	r 0.5	r 0.0
Turkey	186	22.3	r 6.3	r 6.0	r 5.8	r 5.6	r 4.1	130.7	r 36.5	r 39.7	r 43.8	r 35.5	r 28.5
CIS	901	105.7	34.9	27.7	29.9	29.8	32.4	279.1	57.5	109.7	152.9	124.7	111.2
Azerbaijan, Rep. of	912	0.0	r 0.2	r 0.2	r 0.1	r 0.2	r 0.0	1.4	r 0.0
Belarus	913	0.3	r 0.1	r 0.0	r 0.0	0.6	r 0.1	r 0.1	r 0.9	r 0.5	r 0.1
Georgia	915	0.2	r 0.3	r 0.1	r 0.2	r 0.3	r 0.3	0.1	r 0.0	r 0.0	r 0.9	r 0.0
Kazakhstan	916	29.8	r 8.5	r 6.0	r 8.9	r 9.8	r 8.7	r 0.0	r 0.0
Kyrgyz Republic	917	0.8	r 0.3	r 0.1	r 0.1	r 0.1	r 0.2	0.0	r 0.0	r 0.0	r 0.0
Russian Federation	922	68.9	r 23.2	r 19.1	r 18.6	r 16.4	r 18.5	239.1	r 52.5	r 85.6	r 109.1	r 102.9	r 97.0
Turkmenistan	925	0.0	r 0.0	0.2	r 0.0	r 0.1
Ukraine	926	4.5	r 1.7	r 1.5	r 1.7	r 1.7	r 2.1	37.7	r 4.9	r 23.9	r 41.8	r 21.4	r 14.0
Uzbekistan	927	1.0	r 0.7	r 0.6	r 0.3	r 1.4	r 2.6	0.0	r 0.0
Europe n.s.	884	0.1
Mid East, N Africa, Pak	440	1,442.3	381.4	398.4	377.3	437.2	491.3	2,393.3	847.0	751.4	888.4	916.2	900.3
Afghanistan, I.R. of	512	105.2	r 7.0	r 10.7	r 8.8	r 3.9	r 5.1	0.0	r 0.0	r 0.0	r 0.0	r 0.0	r 0.0
Algeria	612	1.2	r 0.2	r 0.0	r 0.1	r 0.0	r 0.0	3.0	r 0.0	r 0.0	r 0.0
Bahrain, Kingdom of	419	3.7	r 0.7	r 4.0	r 3.9	r 0.9	r 1.0	79.5	r 24.5	r 25.5	r 16.3	r 19.3	r 23.5
Djibouti	611	13.0	r 3.6	r 2.0	r 1.3	r 0.7	r 0.4	0.0	r 0.0	r 0.0	r 0.4
Egypt	469	203.2	r 42.5	r 34.8	r 46.7	r 59.9	r 83.3	295.9	r 88.6	r 76.1	r 91.3	r 86.2	r 77.4
Iran, I.R. of	429	17.3	r 2.9	r 5.9	r 2.8	r 3.2	r 3.1	60.5	r 29.3	r 29.9	r 33.0	r 35.3	r 33.8
Iraq	433	0.6	r 0.5	r 0.3	r 0.4	r 0.8	r 0.4	0.0	r 0.0	r 0.0
Jordan	439	10.4	r 5.4	r 3.9	r 2.8	r 3.4	r 5.2	7.9	r 7.8	r 11.4	r 1.5	r 10.2	r 19.3
Kuwait	443	9.7	r 0.6	r 0.6	r 0.5	r 0.5	r 0.6	1.4	r 0.3	r 0.3	r 0.2	r 0.6	r 0.4
Lebanon	446	1.1	r 0.4	r 0.4	r 0.3	r 0.5	r 0.6	2.0	r 0.5	r 0.3	r 1.3	r 0.3	r 0.1
Libya	672	1.2	r 0.2	r 0.1	r 0.1	r 0.1	r 0.1
Mauritania	682	0.7	r 0.1	r 0.2	r 0.0	r 0.1	0.0	r 0.0
Morocco	686	4.1	r 0.4	r 0.8	r 0.7	r 0.5	r 0.6	40.5	r 2.2	r 9.2	r 0.8	r 1.4	r 1.7
Oman	449	11.5	r 2.7	r 3.8	r 3.5	r 4.4	r 5.3	56.3	r 35.6	r 7.2	r 2.4	r 4.3	r 5.7
Pakistan	564	396.6	r 151.0	r 146.0	r 152.2	r 170.3	r 188.5	178.9	r 70.5	r 67.3	r 57.6	r 51.2	r 53.6
Qatar	453	12.6	r 4.8	r 10.4	r 10.9	r 9.7	r 6.0	77.2	r 9.4	r 7.1	r 10.6	r 6.0	r 10.3
Saudi Arabia	456	66.2	r 18.8	r 17.4	r 14.0	r 25.7	r 27.6	682.4	r 351.8	r 225.1	r 194.3	r 337.5	r 249.0
Somalia	726	176.7	r 58.2	r 45.5	r 44.1	r 42.4	r 48.7	0.5	r 0.3	r 0.3	r 0.0	r 0.3	r 0.5
Sudan	732	52.8	r 12.8	r 17.0	r 13.7	r 23.3	r 18.9	4.7	r 4.4	r 7.8	r 7.6	r 1.3	r 3.7
Syrian Arab Republic	463	1.6	r 0.8	r 0.2	r 0.3	r 0.1	0.0	r 0.0	r 0.0
Tunisia	744	0.3	r 1.8	r 0.0	r 0.0	r 0.8	r 2.0	0.6	r 0.1	r 0.0	r 0.2	r 0.1	r 0.0
United Arab Emirates	466	305.2	r 51.6	r 78.4	r 56.2	r 68.8	r 76.9	901.9	r 221.6	r 283.8	r 471.1	r 361.7	r 421.4
Yemen, Republic of	474	47.3	r 14.2	r 16.1	r 14.2	r 17.3	r 17.0	0.0	r 0.0	r 0.1	r 0.0	r 0.0	r 0.0
Sub-Saharan Africa	603	1,857.2	443.7	415.2	436.4	414.3	462.1	1,036.4	305.6	381.8	426.5	447.2	447.6
Angola	614	0.7	r 0.1	r 0.1	r 0.0	r 0.2	r 0.6	0.6	r 0.3	r 1.2	r 0.0
Benin	638	2.3	r 0.0	r 0.5	r 0.0	r 0.0	r 0.1	0.0	r 0.0
Botswana	616	2.2	r 0.3	r 0.1	r 0.1	r 0.4	r 0.3	0.2	r 0.0	r 0.2	r 0.4	r 0.1	r 0.1
Burkina Faso	748	0.7	r 0.1	r 0.0	r 0.1	r 0.1	r 0.2	0.0	r 0.0	r 0.0	r 0.0
Burundi	618	71.3	r 17.1	r 23.0	r 19.0	r 12.3	r 13.3	0.7	r 0.2	r 0.1	r 0.0	r 0.2	r 0.1
Cabo Verde	624	0.0	r 0.0	r 0.0	0.2
Cameroon	622	0.6	r 0.1	r 0.3	r 0.3	r 0.1	r 0.1	0.1	r 0.0	r 0.0	r 0.4
Central African Rep.	626	0.6	r 0.1	r 0.1	r 0.1	r 0.1	r 0.3	0.0	r 0.0	r 0.0	r 0.0	r 0.0
Chad	628	0.4	r 0.0	r 0.2	r 0.1	r 0.2	r 0.2	0.2	r 0.0	r 0.0	r 0.0
Comoros	632	11.1	r 1.7	r 1.5	r 1.1	r 1.2	r 1.9	0.0	r 0.0	r 0.0	r 0.0
Congo, Dem. Rep. of	636	197.4	r 48.0	r 44.7	r 43.8	r 46.1	r 57.8	2.1	r 0.5	r 0.5	r 1.2	r 2.6	r 4.1

Kenya (664)

In Millions of U.S. Dollars

		Exports (FOB)						Imports (CIF)					
		2016	2017Q1	2017Q2	2017Q3	2017Q4	2018Q1	2016	2017Q1	2017Q2	2017Q3	2017Q4	2018Q1
Congo, Republic of	634	0.2	r 0.1
Côte d'Ivoire	662	1.6	r 0.8	r 0.3	r 0.2	r 0.4	r 0.8	0.8	r 0.1	r 0.2	r 0.2	r 0.1	r 0.0
Eritrea	643	1.2	r 0.6	r 0.7	r 0.0	r 0.4	r 0.3	r 0.0
Ethiopia	644	79.3	r 15.3	r 19.2	r 18.0	r 15.1	r 15.2	5.2	r 1.2	r 9.7	r 7.2	r 2.3	r 1.2
Gabon	646	0.3	r 0.0	r 0.2	r 0.1	r 0.0	0.0	r 0.0	r 0.0
Gambia, The	648	0.1	r 0.0	r 0.0	r 0.0	r 0.0	0.0	r 0.0	r 0.0
Ghana	652	5.3	r 1.0	r 1.0	r 1.6	r 1.6	r 2.7	2.0	r 0.6	r 0.6	r 0.3	r 0.5	r 0.5
Guinea	656	0.0	r 0.0	r 0.2	r 0.1	r 0.0	0.0	r 0.0	r 0.0
Lesotho	666	0.3	r 0.0	r 1.2	r 1.9	r 0.0	0.0	r 0.0	r 0.0	r 0.0	r 0.0	r 0.0
Liberia	668	0.2	r 0.1	r 0.0	r 0.1	r 0.0	r 0.0	0.2	r 0.0	r 0.0	r 0.0	r 0.0
Madagascar	674	2.0	r 0.8	r 0.5	r 0.8	r 1.1	r 0.8	7.9	r 0.9	r 12.6	r 0.9	r 1.6	r 2.1
Malawi	676	27.5	r 6.6	r 7.6	r 7.6	r 7.0	r 6.0	3.7	r 0.8	r 1.0	r 1.5	r 0.7	r 1.0
Mali	678	0.1	r 0.2	r 0.0	r 0.1	r 0.0	r 0.0	0.0	r 0.0	r 0.0	r 0.0	r 0.0	r 0.0
Mauritius	684	9.6	r 3.0	r 2.2	r 3.0	r 2.6	r 2.4	51.0	r 15.3	r 18.1	r 18.5	r 18.8	r 17.7
Mozambique	688	23.2	r 3.4	r 4.1	r 2.2	r 2.1	r 2.1	23.3	r 8.9	r 3.1	r 15.7	r 3.0	r 3.2
Namibia	728	0.1	r 0.0	r 0.1	r 0.1	r 0.0	r 0.0	0.5	r 0.0	r 0.0	r 0.0	r 0.1	r 0.1
Niger	692	0.3	r 0.0	r 0.1	r 0.1	r 0.0	r 0.1	0.5	r 2.3	r 0.0	r 1.4	r 0.2
Nigeria	694	25.2	r 5.2	r 6.4	r 7.4	r 6.7	r 6.4	4.5	r 1.1	r 0.4	r 0.2	r 2.3	r 1.6
Rwanda	714	172.4	r 37.3	r 41.4	r 47.8	r 39.2	r 40.2	7.6	r 1.7	r 4.9	r 4.9	r 4.8	r 1.4
Senegal	722	1.3	r 0.2	r 0.5	r 0.4	r 0.2	r 0.2	0.2	r 0.0	r 0.0	r 0.0	r 0.0	r 0.0
Seychelles	718	1.6	r 0.3	r 0.4	r 0.7	r 0.3	r 0.2	0.0
Sierra Leone	724	0.5	r 0.1	r 0.2	r 0.2	r 0.3	r 0.6	0.5	r 0.0	r 0.0	r 0.0	r 0.0	r 0.0
South Africa	199	40.9	r 6.6	r 6.2	r 7.6	r 6.4	r 8.7	491.3	r 135.9	r 165.7	r 164.8	r 132.2	r 114.0
South Sudan, Rep. of	733	160.9	r 45.0	r 47.2	r 35.1	r 34.7	r 45.0	0.1	r 0.0	r 0.1	r 0.1	r 0.1	r 0.2
Swaziland	734	0.2	r 0.1	r 0.0	r 0.2	r 0.1	r 0.0	63.0	r 15.9	r 21.8	r 42.8	r 28.2	r 30.1
Tanzania	738	342.8	r 75.0	r 53.1	r 72.7	r 75.1	r 72.4	126.2	r 38.3	r 37.4	r 41.1	r 49.3	r 50.9
Togo	742	0.5	r 0.0	r 0.0	r 0.0	r 0.4	r 0.3	0.0	r 0.0	r 0.0	r 0.1
Uganda	746	612.4	r 163.2	r 139.5	r 151.1	r 144.1	r 166.7	189.8	r 65.9	r 83.9	r 93.2	r 163.7	r 174.3
Zambia	754	51.0	r 7.6	r 9.5	r 10.0	r 10.3	r 10.9	41.4	r 6.6	r 17.1	r 21.7	r 29.5	r 42.3
Zimbabwe	698	9.0	r 3.5	r 4.4	r 3.2	r 3.5	r 5.1	12.3	r 9.3	r 3.9	r 8.8	r 6.5	r 2.6
Western Hemisphere	205	36.9	8.3	9.2	10.0	9.8	2.9	92.0	94.3	76.1	309.3	111.4	111.1
Antigua and Barbuda	311	0.0	r 0.0	r 0.0	r 0.0	0.4
Argentina	213	0.0	r 0.0	r 0.0	8.4	r 68.8	r 10.2	r 3.2	r 10.0	r 23.8
Bahamas, The	313	3.7	r 1.7	r 0.8	0.0	r 0.0	r 0.0	r 0.0	r 0.0
Belize	339	0.3	0.1	r 0.2
Bermuda	319	3.7	r 1.3	r 0.0	r 0.0	0.0	r 0.1	r 0.0
Bolivia	218	5.8	r 2.0	r 0.0	r 0.0	0.0	r 0.0
Brazil	223	5.0	r 1.4	r 0.7	r 0.0	r 0.5	r 0.6	43.0	r 16.6	r 16.6	r 193.5	r 42.6	r 83.6
Chile	228	3.5	r 1.4	r 1.4	r 1.2	r 1.8	r 0.4	4.2	r 1.3	r 0.8	r 1.2	r 1.4	r 1.1
Colombia	233	0.8	r 0.1	r 0.4	r 0.3	r 0.0	r 0.0	0.3	r 0.0	r 0.0	r 0.1	r 0.1	r 0.1
Costa Rica	238	0.0	r 0.0	r 0.0	0.2	r 0.0	r 0.0	r 0.0	r 0.0	r 0.0
Dominica	321	0.1	0.0	r 0.0
Dominican Republic	243	0.0	0.0	r 0.0	r 0.0	r 0.0	r 0.0	r 0.1
Ecuador	248	0.3	r 0.0	r 0.0	r 0.1	r 0.0	r 0.1	0.9	r 0.5	r 0.1	r 0.1	r 0.0	r 0.1
El Salvador	253	0.0	r 0.0	r 0.0	r 0.0	0.0	r 0.0	r 0.2	r 0.0	r 0.0
Grenada	328	0.1	r 0.0	0.1	r 0.0	r 0.0
Guatemala	258	0.0	r 0.1	r 0.0	r 0.0	r 0.0	0.3	r 0.0	r 2.4	r 1.0	r 0.0	r 0.0
Haiti	263	0.5	r 0.1	r 0.0	r 0.0	r 0.0	0.0	r 0.0	r 0.0
Honduras	268	0.1	r 0.0	0.1	r 0.1	r 0.0	r 0.0	r 0.0	r 0.0
Jamaica	343	0.0	r 0.0	r 0.0	r 0.0	r 0.0	0.1	r 0.0	r 0.0	r 0.0
Mexico	273	12.8	r 0.1	r 6.0	r 7.9	r 6.1	r 0.4	22.8	r 5.0	r 36.3	r 106.4	r 56.8	r 2.0
Nicaragua	278	r 0.0	0.4	r 0.0	r 0.0
Panama	283	0.0	r 0.2	r 0.6	r 0.4	r 0.4	r 1.1	9.8
Peru	293	0.0	r 0.0	r 0.0	r 0.0	r 0.1	r 0.3	0.4	r 0.2	r 0.0	r 0.1	r 0.0	r 0.0
Suriname	366	0.0	r 0.0	r 0.1	r 0.2
Uruguay	298	0.0	r 0.0	0.4	r 1.8	r 9.2	r 3.4	r 0.1	r 0.2
Other Countries n.i.e	910	0.6	0.0	0.0	0.0	0.0	0.0	0.2	0.0	0.1	0.0	0.0	0.1
Cuba	928	0.3	r 0.0	0.1	r 0.0	r 0.0	r 0.0	r 0.0	r 0.1
Korea, Dem. People's Rep.	954	0.4	r 0.0	r 0.0	r 0.0	r 0.0	r 0.0	0.1	r 0.0	r 0.1	r 0.0	r 0.0	r 0.0
Countries & Areas n.s.	898	22.7	r 5.0	r 6.1	r 6.1	r 6.8	r 4.2	2.5	r 0.2	r 0.5	r 1.2	r 0.1	r 0.2

Kenya (664)

In Millions of U.S. Dollars

		Exports (FOB)						Imports (CIF)					
		2016	2017Q1	2017Q2	2017Q3	2017Q4	2018Q1	2016	2017Q1	2017Q2	2017Q3	2017Q4	2018Q1
Memorandum Items													
Africa	605	1,945.1	475.8	433.4	461.2	447.5	487.8	1,085.7	312.7	399.1	435.1	450.8	453.4
Middle East	405	691.7	146.2	176.2	156.4	195.1	227.0	2,165.0	769.4	666.7	822.0	861.4	840.7
European Union	998	1,197.0	337.1	308.9	280.0	292.0	320.2	2,095.9	444.8	521.5	555.5	476.8	485.0
Export earnings: fuel	080	774.1	184.1	216.8	177.3	199.6	217.5	2,109.5	726.7	665.5	838.9	870.1	843.1
Export earnings: nonfuel	092	4,920.6	1,274.8	1,225.1	1,224.7	1,244.6	1,357.1	11,991.7	3,358.3	3,431.8	3,527.4	3,268.7	3,013.2

Kiribati (826)

In Millions of U.S. Dollars

		Exports (FOB)						Imports (CIF)					
		2016	2017Q1	2017Q2	2017Q3	2017Q4	2018Q1	2016	2017Q1	2017Q2	2017Q3	2017Q4	2018Q1
IFS World	
World	001	10.5	9.5	2.4	5.4	3.5	4.8	118.8	24.3	34.6	29.7	28.4	22.9
Advanced Economies	110	4.5	1.3	0.7	0.9	1.1	1.0	62.1	14.3	22.0	17.8	17.6	14.2
Euro Area	163	0.0	0.0	0.0	0.0	0.0	0.2	0.6	0.0	0.1	0.2	0.0	0.1
France	132	0.0	r 0.0	r 0.0	r 0.0	r 0.0	r 0.2	0.2	r 0.0	r 0.0	r 0.0
Netherlands	138	r 0.0	r 0.0	0.2	r 0.0	r 0.1	r 0.1	r 0.0	r 0.0
Spain	184	0.2	r 0.0	r 0.0	r 0.0	r 0.0	r 0.0
Australia	193	0.2	r 0.2	r 0.0	r 0.0	r 0.0	r 0.0	25.6	r 9.5	r 8.5	r 8.0	r 9.0	r 6.8
Canada	156	0.0	r 0.0	r 0.0	r 0.0	r 0.1	r 0.1
China,P.R.: Hong Kong	532	0.0	r 0.0	r 0.0	r 0.0	r 0.0	2.2	r 0.5	r 0.6	r 0.2	r 0.8	r 1.0
Denmark	128	2.7	r 0.5	r 0.3	r 0.3	r 0.3	r 0.4
Japan	158	0.4	r 0.2	r 0.1	r 0.1	r 0.2	r 0.1	8.6	r 0.4	r 1.7	r 2.2	r 1.5	r 0.5
Korea, Republic of	542	1.2	r 0.2	r 0.3	r 0.6	r 0.4	r 0.5
New Zealand	196	1.5	r 0.1	r 0.1	r 0.1	r 0.1	r 0.1	9.6	r 1.3	r 4.1	r 4.0	r 3.3	r 2.9
Singapore	576	0.0	r 0.0	r 0.0	r 0.0	r 0.0	r 0.0	8.9	r 0.7	r 0.8	r 1.7	r 1.7	r 0.8
Switzerland	146	0.0	r 0.0	r 0.0	r 0.2
Taiwan Prov.of China	528	e 0.9	e 0.3	e 0.3	e 0.3	e 0.3	e 0.3
United Kingdom	112	0.0	r 0.0	r 0.0	0.1	r 0.0	r 0.0	r 0.1	r 0.0
United States	111	2.2	r 0.7	r 0.4	r 0.6	r 0.6	r 0.4	1.6	r 0.9	r 5.4	r 0.4	r 0.3	r 0.8
Emerg. & Dev. Economies	200	6.0	8.2	1.7	4.5	2.4	3.8	56.8	10.1	12.7	11.9	10.7	8.6
Emerg. & Dev. Asia	505	6.0	8.2	1.7	4.5	2.4	3.8	55.9	9.9	12.5	11.8	10.6	7.3
American Samoa	859	0.1	r 0.0	r 0.0	r 0.0	r 0.0	r 0.0
Bangladesh	513	r 0.4	r 0.2	r 0.2	r 0.4	r 0.3
China,P.R.: Mainland	924	0.0	r 0.0	r 0.0	r 0.0	11.2	r 1.2	r 1.7	r 1.7	r 2.1	r 1.2
Fiji	819	1.6	r 0.3	r 0.4	r 0.6	r 0.4	r 0.5	25.6	r 4.5	r 6.3	r 5.2	r 4.9	r 3.4
India	534	0.0	r 0.0	r 0.0	r 0.0	r 0.0	r 0.0	0.6	r 0.0	r 0.1	r 0.3	r 0.1	r 0.1
Indonesia	536	0.1	r 0.0	r 0.0	r 0.0	r 0.0	r 0.0	1.7	r 0.5	r 0.3	r 1.1	r 0.8	r 0.4
Malaysia	548	3.5	r 0.9	r 0.9	r 0.9	r 0.9	r 0.9	0.9
Marshall Islands	867	0.0	r 0.0	r 0.0	r 0.0	r 0.0	r 0.0	0.2	r 0.0	r 0.0	r 0.0	r 0.0	r 0.0
Nauru	836	0.2	r 0.0	r 0.1	r 0.1	r 0.1	r 0.1
Philippines	566	0.4	r 6.6	r 0.1	r 2.7	r 0.6	r 2.0	0.3	r 0.1	r 0.0	r 0.0	r 0.0	r 0.1
Solomon Islands	813	0.0	r 0.0	r 0.0	r 0.0	r 0.0	r 0.0	0.5	r 0.1	r 0.1	r 0.1	r 0.1	r 0.1
Thailand	578	3.5	r 1.6	r 1.1	r 1.2	r 0.6	r 0.7
Vanuatu	846	5.7	r 1.0	r 1.3	r 1.0	r 0.9	r 0.6
Vietnam	582	0.0	r 0.0	r 0.0	r 0.0	r 0.0	r 0.0	4.0	r 0.7	r 0.9	r 0.7	r 0.6	r 0.4
Asia n.s.	598	1.8	r 0.3	r 0.5	r 0.4	r 0.4	r 0.3
Europe	170	0.2	0.0	0.1	0.0	0.0	0.0
Emerg. & Dev. Europe	903	0.2	0.0	0.1	0.0	0.0	0.0
Poland	964	0.1	r 0.0	r 0.0	r 0.0	r 0.0	r 0.0
Sub-Saharan Africa	603	0.4	0.0	0.1	0.0	0.0	0.0
Mali	678	0.1	r 0.0	r 0.0	r 0.0	r 0.0	r 0.0
Mauritius	684	e 0.1
Namibia	728	e 0.2	e 0.0	e 0.0	e 0.0	e 0.0	e 0.0
Western Hemisphere	205	0.0	0.0	0.0	0.0	0.0	0.0	0.3	0.1	0.1	0.0	0.0	1.3
Brazil	223	0.1	r 0.0	r 0.0	r 0.0
Chile	228	r 0.1	r 0.0
Ecuador	248	e 0.2	e 1.2
Memorandum Items													
Africa	605	0.0	0.0	0.0	0.0	0.0	0.0	0.4	0.0	0.1	0.0	0.0	0.0
European Union	998	0.1	0.0	0.0	0.0	0.0	0.2	3.5	0.6	0.4	0.5	0.5	0.6
Export earnings: fuel	080	0.2	0.0	0.0	0.0	0.0	1.2
Export earnings: nonfuel	092	10.5	9.5	2.4	5.4	3.5	4.8	118.7	24.3	34.6	29.7	28.4	21.6

Korea, Democratic People's Rep. of (954)

In Millions of U.S. Dollars

		Exports (FOB)						Imports (CIF)					
		2016	2017Q1	2017Q2	2017Q3	2017Q4	2018Q1	2016	2017Q1	2017Q2	2017Q3	2017Q4	2018Q1
IFS World	
World	001	2,952.1	528.9	427.2	623.9	285.6	113.5	3,724.7	884.9	1,084.1	994.5	906.0	485.8
Advanced Economies	110	17.2	1.4	2.1	1.5	1.8	0.9	49.7	6.3	6.9	3.8	6.7	4.7
Euro Area	163	4.0	1.2	0.9	1.3	1.7	0.8	20.9	2.7	4.7	2.2	1.6	3.1
Austria	122	e 0.6	e 0.0	e 0.0	e 0.2	e 0.6	e 2.2	e 0.0	e 0.0
Belgium	124	e 0.0	e 0.0	e 0.0	e 0.0	e 0.0	e 0.0	e 4.2	e 0.1	e 0.0	e 0.0	e 0.0
Cyprus	423	e 0.0	e 0.0	e 0.0	e 0.0	e 0.0	e 0.5	e 0.4	e 0.1	e 0.0	e 0.0	e 0.1
France	132	e 0.3	e 0.1	e 0.0	e 0.1	e 0.1	e 2.3	e 0.1	e 1.6	e 0.2	e 0.2	e 1.0
Germany	134	e 1.2	e 0.0	e 0.0	e 0.0	e 0.0	e 6.7	e 0.7	e 1.6	e 1.5	e 0.8	e 0.7
Greece	174	e 0.0	e 0.2	e 0.0	e 0.0	e 0.0	e 0.0
Italy	136	e 0.2	e 0.1	e 0.0	e 0.0	e 1.3	e 0.2	e 0.0	e 0.0	e 0.0	e 0.0
Lithuania	946	e 0.6	e 0.7
Netherlands	138	e 0.9	e 0.6	e 0.8	e 0.6	e 0.8	e 0.7	e 2.5	e 0.4	e 0.2	e 0.2	e 0.2	e 0.8
Portugal	182	e 0.0	e 0.0	e 0.1	e 0.0
Slovak Republic	936	e 0.0	e 0.0	e 0.0	e 0.1
Slovenia	961	e 0.4	e 0.1	e 0.1	e 0.0	e 0.3	e 0.0
Spain	184	e 0.3	e 0.2	e 0.0	e 0.3	e 0.0	e 0.0	e 0.8	e 0.0	e 0.5	e 0.2	e 0.3	e 0.5
Canada	156	e 0.1	e 0.0	e 0.0	e 0.0	e 0.0	e 0.0	e 0.0	e 0.2	e 0.0
China,P.R.: Hong Kong	532	e 0.8	e 0.1	e 0.8	e 0.0	e 0.0	e 6.7	e 0.0	e 1.6	e 0.9	e 0.8	e 1.5
Denmark	128	e 0.1	e 0.0	e 0.0	e 0.0	e 0.0	e 0.0	e 3.2	e 1.6	e 0.1	e 0.6	e 0.0
Singapore	576	e 0.1	e 0.2	e 13.6	e 0.2	e 0.1	e 0.0
Sweden	144	e 0.2	e 0.0	e 0.1	e 0.0	e 0.0	e 0.0	e 0.1	e 0.0	e 0.0	e 0.0
Switzerland	146	e 0.0	e 0.0	e 4.3	e 1.6	e 0.0	e 0.0	e 3.9	e 0.0
Taiwan Prov.of China	528	e 11.5	e 0.0	e 0.0	e 0.0	e 0.1	e 0.0	e 0.6	e 0.1	e 0.1	e 0.1	e 0.1	e 0.1
United Kingdom	112	e 0.5	e 0.0	e 0.0	e 0.0	e 0.0	e 0.0	e 0.1	e 0.0	e 0.0	e 0.2	e 0.0
United States	111	e 0.1	e 0.0
Emerg. & Dev. Economies	200	2,932.0	527.0	424.5	621.8	282.9	112.1	3,675.0	878.6	1,077.2	990.6	899.3	481.0
Emerg. & Dev. Asia	505	2,715.0	482.4	376.6	573.4	238.0	73.3	3,547.5	785.7	1,022.4	954.3	881.1	452.1
Bangladesh	513	e 3.3	e 1.1	e 1.1	e 0.9	e 0.8	e 13.4	e 1.6	e 1.4	e 1.0	e 2.6	e 0.6
Brunei Darussalam	516	e 0.8	e 0.2	e 0.5	e 0.3	e 0.2	e 0.1	e 0.1	e 0.0	e 0.0	e 0.0	e 0.0
Cambodia	522	e 0.1	e 0.0	e 0.0	e 0.0	e 0.0	e 0.0	e 2.0	e 0.5	e 0.5	e 0.7	e 0.5	e 0.6
China,P.R.: Mainland	924	e 2,553.8	e 470.0	e 354.2	e 551.5	e 231.7	e 65.0	e 3,388.6	e 764.7	e 990.9	e 935.1	e 837.1	e 439.3
Fiji	819	e 6.8	e 0.5	e 0.5	e 0.6	e 0.6	e 0.6	e 0.2	e 0.0	e 0.0	e 0.0	e 0.0	e 0.0
F.T. French Polynesia	887	e 0.1	e 0.0	e 0.0	e 0.0	e 0.0	e 0.0
F.T. New Caledonia	839	e 0.2	e 0.1	e 0.1	e 0.1	e 0.1	e 0.1	e 0.0	e 0.0	e 0.0	e 0.0	e 0.0	e 0.0
India	534	e 82.7	e 8.7	e 7.6	e 16.4	e 0.8	e 0.5	e 57.4	e 9.6	e 10.1	e 10.2	e 33.2	e 7.6
Indonesia	536	e 1.3	e 0.1	e 0.7	e 0.9	e 0.1	e 0.2	e 5.9	e 0.1	e 0.1	e 0.1	e 0.0
Malaysia	548	e 1.9	e 4.5	e 2.7	e 0.6	e 2.0
Mongolia	948	e 0.4	e 0.1	e 0.1	e 0.1	e 0.0	e 0.2	e 1.8	e 0.7	e 0.1	e 1.4	e 1.0
Myanmar	518	e 1.5	e 0.1	e 0.1	e 0.1	e 0.1	e 0.1	e 1.3
Nepal	558	e 0.5	e 0.2
Papua New Guinea	853	e 6.6	e 1.8	e 2.0	e 2.3	e 2.3	e 2.0
Philippines	566	e 48.9	e 4.3	e 1.1	e 36.9	e 5.5	e 14.4	e 3.6	e 2.9
Samoa	862	e 1.5	e 0.3	e 0.3	e 0.3	e 0.3	e 0.2	e 0.0
Solomon Islands	813	e 0.3	e 0.0	e 0.0	e 0.0	e 0.0	e 0.0
Sri Lanka	524	e 9.2	e 1.1	e 2.5	e 1.9	e 3.0	e 5.4	e 2.2	e 0.3	e 0.8	e 0.8	e 0.4	e 0.2
Thailand	578	e 2.2	e 0.1	e 0.2	e 0.1	e 0.1	e 0.1	e 27.8	e 0.2	e 0.4	e 0.5	e 0.7	e 0.6
Tonga	866	e 0.0	e 0.0	e 0.0	e 0.0	e 0.0	e 0.0	e 0.1	e 0.0	e 0.0	e 0.0	e 0.0	e 0.0
Europe	170	20.1	1.4	3.1	2.8	2.2	1.6	73.9	33.8	29.8	12.6	3.9	5.7
Emerg. & Dev. Europe	903	7.7	0.7	1.2	0.8	0.9	0.6	1.4	0.5	0.2	0.1	0.2	0.8
Bosnia and Herzegovina	963	e 0.1	e 0.0	e 0.0	e 0.0	e 0.0	e 0.0
Bulgaria	918	e 0.0	e 0.6	e 0.5	e 0.2	e 0.0	e 0.0
Croatia	960	e 0.7	e 0.0
Faroe Islands	816	e 0.1	e 0.0	e 0.0	e 0.0	e 0.0	e 0.0
Kosovo	967	e 0.0	e 0.1	e 0.1	e 0.0	e 0.0
Macedonia, FYR	962	e 0.1	e 0.0	e 0.2	e 0.2	e 0.1	e 0.1	e 0.0
Montenegro	943	e 0.1	e 0.2	e 0.3	e 0.0	e 0.0	e 0.0
Poland	964	e 0.4	e 0.0	e 0.1	e 0.0	e 0.0	e 0.0	e 0.2	e 0.1	e 0.0	e 0.0	e 0.1	e 0.0
Serbia, Republic of	942	e 0.2	e 0.1	e 0.0	e 0.1	e 0.2	e 0.0
Turkey	186	e 5.9	e 0.3	e 0.5	e 0.5	e 0.5	e 0.4	e 0.7	e 0.0	e 0.0	e 0.1	e 0.8

Korea, Democratic People's Rep. of (954)

In Millions of U.S. Dollars

		Exports (FOB)						Imports (CIF)					
		2016	2017Q1	2017Q2	2017Q3	2017Q4	2018Q1	2016	2017Q1	2017Q2	2017Q3	2017Q4	2018Q1
CIS	901	12.4	0.7	1.9	1.9	1.3	1.0	72.5	33.3	29.6	12.5	3.7	4.9
Armenia	911	e 0.0	e 0.0	e 0.0	e 0.4	e 0.1	e 0.1
Belarus	913	e 0.2	e 0.2	e 0.0	e 0.1	e 0.1	e 0.2	e 0.4
Kazakhstan	916	e 0.2	e 0.0	e 0.1	e 0.0	e 0.4	e 0.1
Russian Federation	922	e 8.3	e 0.4	e 1.4	e 1.4	e 0.6	e 0.6	e 72.1	e 33.3	e 29.6	e 12.4	e 3.5	e 4.9
Ukraine	926	e 3.6	e 0.0	e 0.4	e 0.0	e 0.1	e 0.2	e 0.2
Mid East, N Africa, Pak	440	40.0	9.6	9.4	11.7	10.4	7.9	5.4	41.7	0.9	0.1	0.1	0.1
Kuwait	443	e 0.1	e 0.0	e 0.1	e 0.1	e 0.1	e 0.1
Lebanon	446	e 0.8	e 0.2	e 0.2	e 0.1	e 0.1	e 0.1	e 0.5	e 0.1	e 0.1	e 0.0
Mauritania	682	e 0.6	e 0.1	e 0.1	e 0.1	e 0.2	e 0.2	e 0.3	e 0.0	e 0.0	e 0.0	e 0.0	e 0.0
Morocco	686	e 0.0	e 0.7	e 0.1	e 0.0	e 0.0	e 0.0
Pakistan	564	e 27.2	e 6.7	e 7.0	e 9.4	e 4.5	e 2.4	e 0.0	e 0.0
Qatar	453	e 0.2	e 3.6	e 41.5
Saudi Arabia	456	e 7.2	e 2.4	e 1.8	e 1.8	e 2.7	e 0.6	e 0.0	e 0.1	e 0.6	e 0.0	e 0.0	e 0.0
Syrian Arab Republic	463	e 0.0	e 0.0	e 0.0	e 0.0	e 0.0	e 0.0	e 0.2	e 0.0	e 0.0	e 0.0	e 0.1	e 0.1
Tunisia	744	e 2.3	e 0.1	e 0.0	e 0.0	e 2.8	e 4.5	e 0.1
United Arab Emirates	466	e 1.3	e 0.0	e 0.0	e 0.0	e 0.0	e 0.0
Yemen, Republic of	474	e 0.2	e 0.1	e 0.1	e 0.1	e 0.1	e 0.1
Sub-Saharan Africa	603	87.6	22.3	22.0	21.6	21.6	19.3	15.4	2.8	4.0	6.0	3.1	3.7
Angola	614	e 30.2	e 9.0	e 7.9	e 8.0	e 7.9	e 6.6
Benin	638	e 0.1	e 0.0	e 0.0	e 0.0	e 0.0	e 0.0	e 0.0	e 0.0	e 0.0	e 0.0	e 0.0	e 0.0
Burkina Faso	748	e 7.2	e 2.2	e 2.4	e 2.3	e 2.3	e 2.4	e 0.8	e 0.3	e 0.5	e 0.5	e 0.5	e 0.4
Burundi	618	e 0.1	e 0.0	e 0.0	e 0.0	e 0.0	e 0.0	e 0.1
Cameroon	622	e 0.2	e 0.1	e 0.1	e 0.1	e 0.1	e 0.1	e 0.0
Central African Rep.	626	e 0.2	e 0.0	e 0.1	e 0.1	e 0.1	e 0.1	e 0.1	e 0.0	e 0.0	e 0.0	e 0.0	e 0.0
Congo, Republic of	634	e 0.2	e 0.0	e 0.0	e 0.0	e 0.0	e 0.0
Côte d'Ivoire	662	e 0.6	e 0.2	e 0.2	e 0.2	e 0.2	e 0.2	e 0.6	e 0.1	e 0.1	e 0.1	e 0.1	e 0.1
Ethiopia	644	e 15.1	e 3.4	e 4.3	e 3.2	e 3.5	e 2.7	e 0.1	e 0.0	e 0.0	e 0.0	e 0.0	e 0.0
Gabon	646	e 1.4	e 0.4	e 0.3	e 0.3	e 0.3	e 0.3	e 0.1	e 0.0	e 0.0	e 0.0	e 0.0	e 0.0
Gambia, The	648	e 0.0	e 0.0	e 0.0	e 0.0	e 0.0	e 0.0	e 0.1	e 0.0	e 0.0	e 0.0	e 0.0	e 0.0
Ghana	652	e 3.9	e 1.9	e 2.8	e 3.1	e 3.2	e 2.6
Guinea	656	e 0.2	e 0.1	e 0.1	e 0.1	e 0.1	e 0.1	e 3.0	e 0.9	e 1.4	e 1.1	e 1.1	e 1.4
Guinea-Bissau	654	e 0.1	e 0.0	e 0.0	e 0.0	e 0.0	e 0.0	e 2.5	e 0.0	e 0.0	e 2.1	e 0.7	e 0.0
Kenya	664	e 0.0	e 0.0	e 0.0	e 0.0	e 0.0	e 0.0	e 0.4	e 0.0	e 0.0	e 0.0	e 0.0	e 0.0
Lesotho	666	e 0.1	e 0.0	e 0.0	e 0.0	e 0.0	e 0.0
Mali	678	e 1.6	e 0.4	e 0.4	e 0.4	e 0.4	e 0.4
Mauritius	684	e 0.0	e 0.0	e 0.0	e 0.0	e 0.2
Mozambique	688	e 10.3	e 2.0	e 1.2	e 1.1	e 1.2	e 1.2	e 0.0	e 0.0	e 0.0	e 0.0	e 0.0	e 0.0
Niger	692	e 2.5	e 0.7	e 0.6	e 0.8	e 0.7	e 0.9	e 0.1	e 0.0	e 0.0	e 0.0	e 0.0	e 0.0
Rwanda	714	e 1.0	e 0.1	e 0.0	e 0.0
São Tomé & Príncipe	716	e 0.1	e 0.0	e 0.0	e 0.0	e 0.0	e 0.0
Senegal	722	e 0.3	e 0.0	e 0.0	e 0.0	e 0.1	e 0.0	e 0.5	e 1.3	e 1.4	e 0.0
Seychelles	718	e 1.8	e 0.5	e 0.5	e 0.6	e 0.8	e 0.8	e 0.8	e 0.2	e 0.2	e 0.2	e 0.2	e 0.1
Sierra Leone	724	e 0.1	e 0.0	e 0.0	e 0.0	e 0.0	e 0.0	e 0.1
South Africa	199	e 2.5	e 0.2	e 0.1	e 0.0	e 0.0	e 0.0	e 5.6	e 1.1	e 0.3	e 0.4	e 0.4	e 0.5
Tanzania	738	e 1.0	e 0.0	e 0.7	e 0.9
Togo	742	e 0.5	e 0.3	e 0.3	e 0.8	e 0.3	e 0.4
Uganda	746	e 0.4	e 0.0	e 0.0
Zambia	754	e 5.7	e 0.7	e 0.4	e 0.3
Zimbabwe	698	e 0.3	e 0.1	e 0.1	e 0.1	e 0.1	e 0.1
Western Hemisphere	205	69.3	11.3	13.5	12.3	10.7	9.9	32.8	14.6	20.0	17.6	11.1	19.4
Antigua and Barbuda	311	e 3.2	e 0.0	e 0.0	e 0.0	e 0.0	e 0.0	e 0.0	e 0.0	e 0.0	e 0.0	e 0.0	e 0.0
Bahamas, The	313	e 0.1	e 0.0	e 0.0	e 0.1	e 0.0	e 0.1	e 0.0	e 0.0	e 0.0	e 0.0	e 0.0	e 0.0
Barbados	316	e 1.1	e 0.5	e 0.1	e 0.0	e 0.0	e 0.0	e 0.0	e 0.0
Bolivia	218	e 1.1	e 0.2	e 0.2	e 0.2	e 0.2	e 0.2	e 0.0	e 0.3
Brazil	223	e 8.8	e 1.1	e 0.9	e 1.3	e 1.0	e 0.2	e 2.2	e 0.1	e 0.2	e 0.8	e 0.1	e 1.5
Colombia	233	e 1.6	e 0.3	e 0.3	e 0.4	e 0.1	e 0.5	e 0.1	e 0.0	e 0.2	e 0.0
Costa Rica	238	e 1.3	e 0.4	e 0.3	e 0.5	e 0.1	e 0.1	e 0.0	e 0.0	e 0.1
Dominican Republic	243	e 13.4	e 3.3	e 3.2	e 3.3	e 3.8	e 3.6	e 5.5	e 1.3	e 1.5	e 1.4	e 1.5	e 1.4
Ecuador	248	e 1.0	e 0.2	e 1.5	e 0.5	e 0.2	e 0.4	e 0.0	e 0.0

Korea, Democratic People's Rep. of (954)

In Millions of U.S. Dollars

		Exports (FOB)						Imports (CIF)					
		2016	2017Q1	2017Q2	2017Q3	2017Q4	2018Q1	2016	2017Q1	2017Q2	2017Q3	2017Q4	2018Q1
El Salvador	253	e 0.0	e 0.3	e 0.0	e 0.1	e 0.0	e 0.1	e 0.0
Guatemala	258	e 0.1	e 0.0	e 0.0	e 0.0	e 0.0	e 0.0	e 0.1	e 0.0	e 0.1	e 0.0	e 0.1	e 0.0
Guyana	336	e 5.3	e 0.1	e 0.3	e 0.0	e 0.1
Honduras	268	e 4.5	e 0.1	e 0.2	e 0.1	e 0.0	e 0.1	e 0.0	e 4.2	e 10.1	e 0.8	e 0.7	e 4.7
Mexico	273	e 6.7	e 0.9	e 2.4	e 2.0	e 0.9	e 0.7	e 0.2	e 0.2	e 0.1	e 0.0
Peru	293	e 1.1	e 0.0	e 0.0	e 0.1	e 0.2	e 0.0	e 0.1	e 0.4	e 0.5	e 7.4	e 1.9	e 2.5
Suriname	366	e 3.2	e 0.8	e 0.9	e 1.1	e 1.3	e 1.2	e 0.5	e 0.1	e 0.1	e 0.1	e 0.1	e 0.1
Trinidad and Tobago	369	e 1.8	e 0.4	e 0.4	e 0.4	e 0.4	e 0.4	e 23.4	e 7.7	e 7.3	e 6.7	e 6.7	e 9.1
Uruguay	298	e 0.2	e 0.0	e 0.1	e 0.0	e 0.0	e 0.0	e 0.0	e 0.0
Venezuela, Rep. Bol.	299	e 14.6	e 2.7	e 2.7	e 2.3	e 2.2	e 2.8	e 0.2	e 0.1	e 0.1	e 0.1	e 0.1	e 0.1
Other Countries n.i.e	910	2.8	0.6	0.6	0.7	0.8	0.6	0.1	0.0	0.0	0.0	0.0	0.0
Cuba	928	e 2.8	e 0.6	e 0.6	e 0.7	e 0.8	e 0.6	e 0.1	e 0.0	e 0.0	e 0.0	e 0.0	e 0.0
Memorandum Items													
Africa	605	90.6	22.6	22.1	21.8	24.5	23.9	16.5	2.8	4.1	6.0	3.1	3.7
Middle East	405	9.9	2.7	2.2	2.1	3.0	0.8	4.3	41.7	0.8	0.1	0.1	0.1
European Union	998	5.9	1.2	1.1	1.4	1.8	0.8	25.0	4.9	5.1	2.9	2.0	3.2
Export earnings: fuel	080	70.2	16.3	17.2	15.8	15.5	12.8	99.7	83.0	37.6	19.4	10.2	14.2
Export earnings: nonfuel	092	2,881.8	512.7	410.0	608.2	270.1	100.7	3,625.0	801.9	1,046.5	975.1	895.7	471.5

Korea, Republic of (542)

In Millions of U.S. Dollars

		Exports (FOB)						Imports (CIF)					
		2016	2017Q1	2017Q2	2017Q3	2017Q4	2018Q1	2016	2017Q1	2017Q2	2017Q3	2017Q4	2018Q1
IFS World		495,429.0	132,106.8	147,198.3	151,043.7	143,713.3	406,185.5	116,250.4	117,947.3	120,788.5	123,504.4
World	001	495,857.2	131,251.4	136,059.1	151,008.3	143,707.1	145,385.4	406,031.8	116,211.7	112,297.0	120,701.0	123,364.5	132,234.3
Advanced Economies	110	209,754.8	53,769.8	60,491.9	64,670.5	57,112.3	59,916.7	190,469.6	53,162.4	53,725.8	56,280.7	55,190.1	60,225.3
Euro Area	163	31,502.3	8,848.5	8,390.5	9,742.6	8,609.2	10,201.4	41,825.0	10,557.9	11,812.1	11,993.2	11,747.8	13,527.1
Austria	122	858.9	r 251.1	r 227.9	r 238.9	r 233.9	r 270.7	1,097.2	r 291.9	r 388.4	r 456.1	r 457.9	r 530.8
Belgium	124	2,315.9	r 786.1	r 588.6	r 692.4	r 697.1	r 858.0	1,067.4	r 329.7	r 275.1	r 316.7	r 323.1	r 369.4
Cyprus	423	639.3	r 105.2	r 6.8	r 325.2	r 328.1	r 8.2	58.0	r 78.7	r 29.6	r 0.9	r 1.6	r 18.4
Estonia	939	63.3	r 18.5	r 15.7	r 22.6	r 20.4	r 24.6	65.5	r 26.7	r 16.3	r 19.3	r 20.8	r 23.1
Finland	172	352.4	r 68.9	r 75.2	r 65.2	r 81.9	r 82.1	968.4	r 225.0	r 213.3	r 263.1	r 251.8	r 385.5
France	132	2,512.0	r 683.4	r 691.8	r 955.9	r 763.6	r 903.6	5,544.6	r 1,379.1	r 1,526.2	r 1,484.8	r 1,385.1	r 1,670.4
Germany	134	6,485.0	r 2,235.3	r 1,836.0	r 2,147.5	r 1,996.5	r 2,261.5	18,971.7	r 4,538.9	r 5,076.4	r 5,044.7	r 5,244.8	r 5,461.4
Greece	174	2,339.8	r 559.6	r 407.4	r 457.5	r 214.8	r 360.0	137.1	r 127.7	r 104.5	r 121.1	r 100.3	r 115.2
Ireland	178	565.1	r 165.4	r 158.9	r 165.6	r 194.6	r 129.9	1,196.8	r 269.7	r 302.7	r 286.3	r 272.5	r 270.7
Italy	136	3,115.0	r 834.9	r 838.0	r 1,053.4	r 979.5	r 1,206.2	5,575.2	r 1,302.9	r 1,437.6	r 1,512.0	r 1,464.5	r 1,581.5
Latvia	941	60.0	r 14.2	r 17.4	r 17.2	r 16.1	r 12.9	73.2	r 17.6	r 20.3	r 21.1	r 21.3	r 21.5
Lithuania	946	313.5	r 70.5	r 88.3	r 85.3	r 63.7	r 73.7	72.5	r 17.1	r 22.0	r 23.7	r 17.1	r 20.0
Luxembourg	137	10.6	r 3.0	r 4.0	r 5.4	r 6.4	r 6.2	84.7	r 19.9	r 17.4	r 15.3	r 17.8	r 16.4
Malta	181	881.9	r 42.4	r 188.7	r 162.6	r 103.9	r 560.4	82.2	r 67.6	r 10.2	r 8.4	r 11.5	r 24.1
Netherlands	138	3,740.2	r 1,053.6	r 1,269.5	r 1,251.9	r 993.4	r 1,320.4	4,237.2	r 1,206.5	r 1,698.9	r 1,784.5	r 1,568.5	r 2,250.6
Portugal	182	441.7	r 102.3	r 114.2	r 119.2	r 122.6	r 144.0	244.2	r 64.2	r 66.5	r 78.7	r 64.0	r 81.2
Slovak Republic	936	2,890.3	r 734.2	r 699.2	r 763.1	r 581.6	r 650.1	222.8	r 42.2	r 58.2	r 46.9	r 41.7	r 47.0
Slovenia	961	1,660.2	r 446.2	r 484.2	r 487.4	r 499.6	r 478.1	102.4	r 22.0	r 25.7	r 26.8	r 29.5	r 24.8
Spain	184	2,257.1	r 673.7	r 678.7	r 726.5	r 711.6	r 850.8	2,023.8	r 530.3	r 522.9	r 482.9	r 454.0	r 615.2
Australia	193	7,495.5	r 2,153.9	r 6,464.6	r 5,155.7	r 2,625.9	r 2,433.0	15,133.1	r 4,895.7	r 4,330.8	r 4,880.9	r 4,545.0	r 5,131.2
Canada	156	4,866.4	r 1,183.5	r 1,278.5	r 1,184.2	r 979.5	r 1,313.0	3,871.0	r 1,241.1	r 1,316.4	r 1,165.6	r 1,267.3	r 1,402.5
China,P.R.: Hong Kong	532	32,709.2	r 8,803.6	r 8,515.1	r 10,017.9	r 11,393.8	r 10,591.5	1,660.6	r 467.4	r 414.0	r 479.3	r 530.0	r 587.9
China,P.R.: Macao	546	34.7	r 11.7	r 9.3	r 10.1	r 10.1	r 8.8	3.6	r 1.5	r 1.2	r 2.3	r 1.1	r 1.1
Czech Republic	935	2,161.7	r 492.9	r 551.4	r 620.8	r 563.8	r 618.2	610.4	r 150.2	r 188.1	r 188.2	r 178.0	r 204.4
Denmark	128	342.1	r 254.2	r 410.3	r 243.1	r 571.7	r 428.0	705.7	r 172.3	r 185.2	r 208.7	r 161.8	r 176.0
Iceland	176	30.4	r 11.6	r 8.5	r 13.2	r 8.7	r 8.8	28.0	r 6.0	r 5.9	r 7.2	r 7.3	r 6.4
Israel	436	1,274.7	r 322.8	r 360.4	r 311.1	r 299.0	r 385.2	864.9	r 271.6	r 275.1	r 323.4	r 288.8	r 407.4
Japan	158	24,362.6	r 6,592.4	r 6,336.4	r 6,788.3	r 6,802.9	r 7,662.7	47,462.1	r 13,363.2	r 12,981.7	r 13,921.9	r 14,102.1	r 14,197.6
New Zealand	196	1,320.0	r 337.2	r 360.2	r 302.0	r 343.0	r 456.4	1,098.6	r 295.6	r 309.2	r 311.7	r 264.8	r 349.6
Norway	142	3,784.2	r 335.9	r 954.1	r 2,638.7	r 303.5	r 1,499.1	1,647.9	r 380.3	r 325.1	r 323.9	r 306.4	r 398.7
San Marino	135	0.1	r 0.0	r 0.1	r 0.0	r 0.0	r 0.0	0.2	r 0.1	r 0.1	r 0.1	r 0.1	r 0.4
Singapore	576	12,821.5	r 2,688.8	r 2,956.4	r 3,398.1	r 2,930.4	r 2,693.8	6,545.0	r 2,083.2	r 2,015.0	r 2,369.3	r 2,206.6	r 2,215.8
Sweden	144	820.8	r 205.8	r 228.2	r 236.0	r 214.2	r 245.8	1,586.1	r 444.7	r 409.0	r 424.8	r 482.1	r 484.4
Switzerland	146	590.5	r 99.0	r 124.4	r 185.9	r 118.0	r 110.5	2,378.6	r 614.6	r 650.1	r 800.4	r 690.7	r 745.5
Taiwan Prov.of China	528	12,156.6	r 3,489.7	r 3,495.8	r 3,994.5	r 3,650.4	r 3,927.3	16,399.4	r 4,443.9	r 4,218.9	r 4,707.1	r 4,460.6	r 4,109.1
United Kingdom	112	6,727.8	r 1,422.5	r 2,568.6	r 1,558.6	r 1,218.0	r 1,236.1	5,259.8	r 1,614.3	r 1,428.8	r 1,442.6	r 1,898.2	r 1,633.9
United States	111	66,753.9	r 16,515.8	r 17,478.9	r 18,269.7	r 16,470.1	r 16,097.3	43,389.4	r 12,158.7	r 12,859.2	r 12,729.9	r 12,051.4	r 14,646.1
Emerg. & Dev. Economies	200	286,017.8	77,454.5	75,536.7	86,252.5	86,563.2	85,441.1	215,192.1	62,874.4	58,404.1	64,236.4	67,892.4	71,545.3
Emerg. & Dev. Asia	505	208,471.1	57,795.8	56,485.1	65,354.3	66,319.7	65,422.7	129,680.0	35,354.3	35,107.3	37,383.5	39,224.1	39,361.2
American Samoa	859	12.3	r 0.8	r 7.6	r 1.3	r 4.4	r 1.6	3.9	r 0.4	r 0.5	r 0.0	r 0.0	r 0.0
Bangladesh	513	1,158.5	r 317.1	r 313.4	r 276.0	r 345.5	r 293.4	293.8	r 76.5	r 64.3	r 80.1	r 62.8	r 92.7
Bhutan	514	3.5	r 1.4	r 0.8	r 8.5	r 0.9	r 0.3	0.0	r 0.0	r 0.0	r 0.0
Brunei Darussalam	516	69.2	r 17.1	r 14.3	r 15.1	r 14.9	r 12.8	765.7	r 203.6	r 117.3	r 145.0	r 328.0	r 260.0
Cambodia	522	584.8	r 149.9	r 154.8	r 157.2	r 146.0	r 147.7	236.5	r 71.8	r 57.7	r 71.4	r 58.0	r 83.5
China,P.R.: Mainland	924	124,442.0	r 33,568.1	r 30,966.9	r 36,220.3	r 40,425.9	r 38,492.9	86,971.7	r 23,371.4	r 23,534.1	r 24,319.7	r 25,784.4	r 25,150.6
Fiji	819	180.9	r 33.3	r 49.5	r 55.0	r 72.0	r 54.2	2.9	r 1.3	r 0.8	r 1.5	r 1.4	r 0.9
F.T. French Polynesia	887	84.3	r 30.9	r 19.2	r 36.4	r 16.7	r 4.5	0.2	r 0.1	r 0.0	r 0.0	r 0.0	r 0.1
F.T. New Caledonia	839	86.5	r 20.7	r 33.2	r 20.4	r 16.7	r 26.0	251.7	r 38.5	r 73.1	r 90.6	r 87.8	r 76.9
Guam	829	59.8	0.7
India	534	11,373.8	r 3,606.4	r 3,270.0	r 4,777.3	r 3,168.0	r 3,597.5	4,242.3	r 1,221.1	r 1,192.5	r 1,184.7	r 1,223.9	r 1,364.5
Indonesia	536	6,569.4	r 2,085.2	r 1,657.7	r 2,372.8	r 2,070.8	r 2,430.9	8,203.4	r 2,376.7	r 2,277.5	r 2,336.9	r 2,391.9	r 2,509.1
Kiribati	826	8.8	r 1.6	r 2.3	r 4.1	r 3.2	r 3.9	1.3	r 0.8	r 0.1	r 0.6	r 2.2	r 2.2
Lao People's Dem.Rep	544	129.1	r 33.3	r 24.4	r 13.9	r 23.3	r 22.5	24.5	r 5.5	r 7.2	r 6.7	r 7.1	r 9.2
Malaysia	548	7,648.8	r 2,227.6	r 2,769.4	r 1,968.9	r 1,734.4	r 2,202.0	7,424.0	r 2,015.0	r 2,041.8	r 2,089.0	r 2,550.6	r 2,655.4
Maldives	556	9.8	r 3.2	r 1.8	r 2.1	r 1.7	r 2.5	0.4	r 0.0	r 0.1	r 0.0	r 0.0	r 0.1
Marshall Islands	867	994.5	r 953.0	r 1,513.1	r 2,145.2	r 980.0	r 960.7	0.0	r 7.1	r 3.8	r 6.9	r 0.1	r 0.0

Korea, Republic of (542)

In Millions of U.S. Dollars

		Exports (FOB)						Imports (CIF)					
		2016	2017Q1	2017Q2	2017Q3	2017Q4	2018Q1	2016	2017Q1	2017Q2	2017Q3	2017Q4	2018Q1
Micronesia	868	3.6	r 16.4	r 4.7	r 14.9	r 10.5	r 4.2	0.0	r 0.2	r 0.2	r 0.5	r 0.3
Mongolia	948	208.4	r 42.9	r 63.3	r 63.3	r 61.4	r 53.5	11.5	r 1.0	r 1.2	r 5.9	r 5.9	r 2.5
Myanmar	518	857.1	r 159.5	r 155.7	r 124.2	r 130.4	r 138.1	463.9	r 116.0	r 77.9	r 142.0	r 132.5	r 116.3
Nauru	836	0.2	r 0.1	r 0.0	r 0.0	r 0.0	4.1	r 2.6	r 2.8	r 0.0	r 0.0
Nepal	558	24.4	r 8.5	r 6.2	r 10.6	r 7.7	r 7.3	1.9	r 0.5	r 0.5	r 0.5	r 0.6	r 0.5
Palau	565	8.1	r 1.2	r 3.1	r 3.6	r 3.5	r 4.4	0.0	r 0.0	r 0.1	r 0.1	r 0.2	r 0.0
Papua New Guinea	853	86.4	r 8.7	r 10.7	r 11.3	r 12.4	r 8.4	114.9	r 59.5	r 56.5	r 17.5	r 60.8	r 66.9
Philippines	566	7,314.0	r 2,310.7	r 2,351.3	r 2,820.7	r 2,835.3	r 2,788.3	3,354.1	r 982.2	r 895.6	r 944.8	r 900.1	r 827.3
Samoa	862	29.5	r 11.7	r 10.0	r 5.4	r 3.2	r 10.1	0.8	r 0.0	r 0.1	r 0.0	r 0.2	r 0.2
Solomon Islands	813	20.3	r 13.8	r 0.4	r 6.2	r 0.9	r 0.4	13.3	r 1.9	r 2.8	r 2.1	r 4.0	r 2.3
Sri Lanka	524	273.1	r 67.8	r 56.7	r 88.2	r 71.7	r 62.4	86.7	r 21.8	r 19.9	r 23.8	r 18.2	r 23.5
Thailand	578	6,492.9	r 1,792.1	r 1,769.7	r 1,996.6	r 1,822.3	r 1,976.7	4,524.5	r 1,238.6	r 1,276.9	r 1,378.3	r 1,221.3	r 1,330.8
Timor-Leste	537	7.6	r 1.1	r 1.6	r 1.9	r 1.2	r 0.5	0.8	r 0.3	r 0.0	r 0.3	r 0.3	r 0.1
Tonga	866	1.2	r 0.0	r 0.2	r 0.1	r 0.1	r 0.1	2.5	r 0.1	r 0.0	r 0.1	r 3.3	r 0.1
Tuvalu	869	0.2	r 0.0	r 4.7	r 0.1	r 0.1	0.0	r 0.0
Vanuatu	846	4.3	r 0.8	r 4.5	r 1.2	r 0.9	r 0.9	7.4	r 1.8	r 6.4	r 1.1	r 1.0	r 5.5
Vietnam	582	32,704.2	r 10,307.1	r 11,244.4	r 12,123.1	r 12,330.0	r 12,110.1	12,534.2	r 3,537.4	r 3,395.5	r 4,532.4	r 4,375.0	r 4,778.9
Asia n.s.	598	7,019.6	r 4.2	r 4.1	r 3.7	r 3.7	r 3.8	136.4	r 0.7	r 0.2	r 1.0	r 1.9	r 0.8
Europe	170	17,374.5	4,777.0	5,293.4	5,620.7	4,877.1	5,786.1	12,148.6	3,751.6	3,528.7	4,188.6	4,706.5	4,782.0
Emerg. & Dev. Europe	903	10,348.7	2,590.7	2,830.9	3,260.6	2,879.6	3,358.5	2,682.6	679.2	733.0	699.7	765.4	748.6
Albania	914	20.6	r 2.6	r 6.3	r 3.1	r 2.5	r 4.5	5.4	r 0.4	r 0.4	r 1.3	r 2.6	r 1.0
Bosnia and Herzegovina	963	4.3	r 0.9	r 1.0	r 0.6	r 0.9	r 1.2	13.2	r 2.9	r 3.8	r 4.0	r 10.5	r 5.3
Bulgaria	918	132.2	r 28.1	r 36.0	r 38.7	r 38.3	r 43.3	105.6	r 48.6	r 43.0	r 33.3	r 32.2	r 35.3
Croatia	960	303.6	r 12.6	r 72.8	r 139.2	r 116.8	r 63.6	14.4	r 2.9	r 2.8	r 2.8	r 7.1	r 2.9
Faroe Islands	816	0.0	r 0.0	r 0.0	r 0.1	r 0.5	r 0.0	1.0	r 0.0
Gibraltar	823	2.0	r 0.6	r 0.5	r 0.7	r 0.2	r 0.6	0.0	r 2.5	r 0.0	r 0.0
Hungary	944	955.3	r 380.8	r 254.4	r 276.5	r 273.9	r 358.8	654.9	r 171.8	r 205.8	r 173.2	r 160.2	r 157.5
Macedonia, FYR	962	13.3	r 3.9	r 6.1	r 4.4	r 4.8	r 4.3	3.3	r 0.5	r 0.6	r 1.3	r 0.2	r 0.7
Montenegro	943	1.6	r 0.3	r 0.7	r 1.0	r 0.6	r 1.6	0.0	r 0.0	r 0.0	r 0.5	r 0.1	r 0.1
Poland	964	2,913.7	r 749.6	r 704.8	r 791.3	r 854.8	r 948.5	539.8	r 146.4	r 143.1	r 169.5	r 160.4	r 156.9
Romania	968	560.4	r 115.9	r 127.9	r 114.2	r 97.7	r 130.0	554.2	r 127.4	r 120.2	r 124.0	r 99.1	r 97.2
Serbia, Republic of	942	94.3	r 25.2	r 21.3	r 21.7	r 24.2	r 41.2	43.0	r 6.3	r 23.6	r 13.3	r 20.5	r 12.3
Turkey	186	5,347.4	r 1,270.2	r 1,599.1	r 1,868.9	r 1,464.4	r 1,760.9	747.9	r 169.5	r 189.6	r 176.6	r 272.5	r 279.5
CIS	901	7,024.9	2,186.3	2,462.4	2,359.9	1,997.5	2,427.6	9,462.5	3,072.4	2,794.6	3,488.8	3,941.1	4,033.3
Armenia	911	6.0	r 1.1	r 1.6	r 2.0	r 2.7	r 2.1	3.8	r 0.6	r 1.8	r 2.4	r 2.2	r 1.1
Azerbaijan, Rep. of	912	122.0	r 9.4	r 17.4	r 17.2	r 11.5	r 16.2	0.5	r 0.4	r 0.1	r 0.2	r 0.2	r 0.3
Belarus	913	25.1	r 5.5	r 6.1	r 9.2	r 7.1	r 7.8	34.9	r 8.8	r 21.4	r 5.2	r 6.8	r 7.4
Georgia	915	97.1	r 12.8	r 13.1	r 15.0	r 14.7	r 22.3	24.0	r 10.9	r 7.7	r 10.1	r 8.9	r 10.5
Kazakhstan	916	362.9	r 107.9	r 118.4	r 170.5	r 122.0	r 97.9	248.1	r 165.4	r 109.9	r 224.1	r 422.8	r 196.2
Kyrgyz Republic	917	63.2	r 21.8	r 19.3	r 22.1	r 19.2	r 16.9	0.5	r 0.1	r 0.1	r 0.0	r 0.3	r 0.1
Moldova	921	7.8	r 1.4	r 2.3	r 2.4	r 2.2	r 2.9	9.6	r 1.9	r 1.1	r 3.4	r 2.5	r 2.9
Russian Federation	922	4,764.8	r 1,664.7	r 1,865.9	r 1,689.5	r 1,473.9	r 1,816.5	8,643.4	r 2,683.7	r 2,554.2	r 3,148.3	r 3,352.4	r 3,730.2
Tajikistan	923	18.3	r 4.3	r 3.4	r 4.1	r 4.5	r 4.5	8.8	r 4.3	r 2.1
Turkmenistan	925	369.9	r 52.3	r 67.2	r 15.1	r 6.5	r 4.1	0.1	r 0.0	r 0.0	r 0.0	r 0.0	r 0.1
Ukraine	926	219.9	r 63.0	r 62.6	r 70.5	r 61.9	r 86.7	465.7	r 191.3	r 93.6	r 89.8	r 140.8	r 81.5
Uzbekistan	927	967.8	r 242.0	r 285.3	r 342.3	r 271.3	r 349.7	23.0	r 5.0	r 4.6	r 3.3	r 4.1	r 3.1
Europe n.s.	884	1.0	r 0.0	r 0.0	r 0.1	r 0.0	r 0.1	3.5	r 0.0	r 1.2	r 0.0	r 0.0	r 0.0
Mid East, N Africa, Pak	440	25,957.8	6,457.0	6,206.6	5,794.9	5,989.0	5,739.3	53,965.5	18,016.0	14,778.2	17,313.6	17,815.5	20,762.3
Afghanistan, I.R. of	512	47.5	r 12.1	r 19.4	r 18.7	r 26.9	r 21.1	0.0	r 0.0	r 0.2	r 0.0	r 0.0	r 0.0
Algeria	612	1,208.8	r 465.1	r 189.9	r 219.4	r 272.6	r 242.7	213.1	r 98.0	r 48.0	r 205.0	r 354.5	r 554.4
Bahrain, Kingdom of	419	173.9	r 70.8	r 79.2	r 71.0	r 63.3	r 63.3	264.5	r 54.6	r 142.6	r 131.1	r 82.0	r 96.4
Djibouti	611	78.4	r 24.0	r 17.7	r 20.2	r 16.4	r 14.8	0.6	r 0.1	r 0.1	r 0.0	r 0.1	r 0.1
Egypt	469	1,758.0	r 375.6	r 347.0	r 309.7	r 303.6	r 498.8	61.3	r 12.4	r 14.9	r 18.8	r 45.3	r 96.1
Iran, I.R. of	429	3,622.1	r 929.2	r 931.3	r 1,063.8	r 977.0	r 862.7	4,779.6	r 2,536.3	r 1,222.8	r 1,983.0	r 1,903.2	r 1,904.9
Iraq	433	1,434.0	r 579.3	r 286.4	r 270.8	r 392.4	r 327.5	4,982.1	r 1,616.7	r 1,520.9	r 1,494.0	r 1,770.0	r 1,922.4
Jordan	439	636.8	r 183.6	r 150.0	r 148.9	r 142.8	r 128.8	53.2	r 18.9	r 14.5	r 19.4	r 15.5	r 8.8
Kuwait	443	1,284.1	r 280.1	r 344.4	r 284.0	r 291.6	r 342.8	7,414.6	r 2,442.4	r 1,975.6	r 2,270.7	r 2,673.5	r 2,861.3
Lebanon	446	189.5	r 39.7	r 43.8	r 51.1	r 54.1	r 42.2	18.9	r 13.1	r 9.4	r 7.8	r 9.0	r 9.6
Libya	672	718.6	r 66.4	r 56.0	r 72.2	r 86.2	r 71.4	296.6	r 203.2	r 160.5	r 59.8	r 165.9	r 114.6
Mauritania	682	6.3	r 1.4	r 1.9	r 1.9	r 1.7	r 2.8	35.4	r 5.9	r 6.5	r 5.0	r 5.4	r 7.2

Korea, Republic of (542)

In Millions of U.S. Dollars

		Exports (FOB)						Imports (CIF)					
		2016	2017Q1	2017Q2	2017Q3	2017Q4	2018Q1	2016	2017Q1	2017Q2	2017Q3	2017Q4	2018Q1
Morocco	686	533.5	r 73.0	r 100.1	r 66.4	r 56.2	r 75.1	161.2	r 37.0	r 38.8	r 51.8	r 52.0	r 56.0
Oman	449	590.5	r 81.2	r 130.4	r 217.6	r 218.0	r 211.3	2,349.4	r 778.1	r 527.3	r 444.9	r 552.5	r 665.9
Pakistan	564	827.5	r 229.7	r 228.1	r 260.0	r 267.4	r 272.6	292.6	r 83.0	r 77.2	r 74.4	r 82.5	r 146.1
Qatar	453	535.7	r 129.9	r 80.2	r 91.6	r 130.9	r 165.4	10,035.5	r 3,080.0	r 2,447.1	r 2,714.0	r 2,914.9	r 3,977.3
Saudi Arabia	456	5,643.9	r 1,202.5	r 1,488.6	r 1,178.8	r 1,388.8	r 1,234.8	15,700.6	r 4,742.9	r 4,801.8	r 4,832.6	r 4,873.3	r 5,934.6
Somalia	726	9.1	r 3.9	r 3.3	r 4.7	r 3.8	r 6.0	1.7	r 0.6	r 0.0	r 1.4	r 1.1	r 1.0
Sudan	732	150.0	r 37.8	r 37.4	r 33.1	r 49.8	r 30.7	11.7	r 4.2	r 4.9	r 6.4	r 5.6	r 6.4
Syrian Arab Republic	463	196.6	r 45.4	r 46.3	r 71.1	r 52.9	r 54.2	6.1	r 0.0	r 1.1	r 0.0	r 0.0	r 0.0
Tunisia	744	148.5	r 49.6	r 35.0	r 28.7	r 30.3	r 39.7	54.1	r 11.5	r 19.5	r 14.7	r 13.5	r 19.2
United Arab Emirates	466	6,019.4	r 1,542.1	r 1,544.3	r 1,267.8	r 1,118.4	r 992.4	7,217.2	r 2,267.9	r 1,734.9	r 2,968.1	r 2,283.6	r 2,366.3
West Bank and Gaza	487	14.8	r 12.0	r 21.8	r 19.9	r 26.4	r 18.8	0.9	r 0.2	r 0.7	r 0.2	r 0.0	r 0.8
Yemen, Republic of	474	130.5	r 22.5	r 24.0	r 23.6	r 17.5	r 19.5	14.5	r 9.2	r 8.7	r 10.4	r 12.1	r 12.8
Sub-Saharan Africa	603	8,844.4	1,604.8	1,376.1	1,577.4	3,043.0	1,332.5	4,495.2	1,598.1	1,061.5	1,090.9	1,494.0	1,435.1
Angola	614	426.3	r 220.2	r 56.6	r 13.7	r 32.9	r 43.1	185.6	r 58.9	r 79.9	r 47.5	r 38.5	r 57.3
Benin	638	27.8	r 7.6	r 7.9	r 13.3	r 11.0	r 14.1	22.6	r 4.9	r 1.7	r 4.5	r 14.2	r 19.4
Botswana	616	37.0	r 2.2	r 3.8	r 2.1	r 3.8	r 3.2	0.7	r 0.2	r 0.1	r 0.1	r 0.3	r 0.2
Burkina Faso	748	22.4	r 4.9	r 8.8	r 11.1	r 5.8	r 8.2	3.0	r 0.1	r 0.4	r 0.0	r 0.1	r 0.2
Burundi	618	1.1	r 0.6	r 1.2	r 0.9	r 0.0	r 1.0	0.3	r 0.1	r 0.2	r 0.0	r 0.1	r 0.1
Cabo Verde	624	1.2	r 0.2	r 0.5	r 0.2	r 0.4	r 0.4	0.0	r 0.0	r 0.0	r 0.0
Cameroon	622	23.8	r 6.4	r 8.1	r 7.5	r 6.3	r 7.6	3.6	r 0.4	r 0.6	r 1.0	r 56.2	r 0.9
Central African Rep.	626	0.6	r 0.2	r 0.2	r 0.1	r 0.3	r 0.1	1.4	r 1.0	r 0.6	r 0.1	r 0.1	r 0.8
Chad	628	1.1	r 0.2	r 0.2	r 1.0	r 0.1	r 0.3	19.8	r 0.0
Comoros	632	0.0	r 0.0	r 0.0	r 0.0	r 0.0	2.5	r 0.8	r 0.1	r 0.0	r 0.0	r 0.0
Congo, Dem. Rep. of	636	24.7	r 5.0	r 5.0	r 3.2	r 6.5	r 5.9	514.3	r 158.0	r 120.8	r 134.4	r 163.1	r 157.4
Congo, Republic of	634	1,231.7	r 6.6	r 5.5	r 5.7	r 5.3	r 9.1	44.0	r 2.2	r 1.3	r 5.7	r 6.7	r 6.3
Côte d'Ivoire	662	76.3	r 24.6	r 29.4	r 30.6	r 21.3	r 28.8	15.2	r 2.8	r 1.6	r 1.8	r 2.4	r 2.3
Equatorial Guinea	642	10.4	r 0.0	r 3.3	r 0.1	r 0.2	r 0.7	617.3	r 104.5	r 171.1	r 61.9	r 190.0	r 63.2
Eritrea	643	1.5	r 0.3	r 0.3	r 0.6	r 0.5	15.2	r 8.1	r 9.8	r 57.0
Ethiopia	644	97.5	r 24.0	r 34.6	r 26.6	r 24.5	r 19.0	54.4	r 11.7	r 14.7	r 18.4	r 16.6	r 9.1
Gabon	646	13.7	r 1.9	r 5.3	r 2.2	r 1.9	r 1.4	296.9	r 74.8	r 5.3	r 3.6	r 13.9	r 170.0
Gambia, The	648	9.5	r 0.3	r 0.7	r 1.0	r 0.5	r 0.8	1.8	r 0.5	r 1.2	r 0.7	r 1.1	r 3.2
Ghana	652	220.7	r 50.2	r 55.6	r 98.4	r 46.8	r 58.4	34.3	r 8.9	r 10.2	r 8.8	r 10.0	r 5.9
Guinea	656	101.7	r 12.2	r 7.2	r 5.8	r 4.0	r 4.9	62.8	r 17.6	r 11.7	r 7.7	r 3.7	r 16.9
Guinea-Bissau	654	0.3	r 0.0	r 0.2	r 0.1	r 0.2	1.2	r 0.7	r 0.4	r 0.1	r 0.2	r 1.3
Kenya	664	157.3	r 46.6	r 50.7	r 48.2	r 52.7	r 52.4	104.1	r 6.8	r 10.2	r 11.5	r 9.7	r 10.7
Lesotho	666	0.0	r 0.2	r 0.1	r 0.0	r 0.0	r 0.0	0.1	r 0.0	r 0.0	r 0.0	r 0.0	r 0.0
Liberia	668	3,852.3	r 761.0	r 312.4	r 211.3	r 221.8	r 106.9	0.8	r 0.3	r 0.3	r 0.3	r 0.8	r 1.2
Madagascar	674	30.9	r 9.1	r 34.2	r 9.6	r 8.4	r 6.4	67.3	r 22.6	r 20.0	r 17.1	r 20.1	r 15.8
Malawi	676	12.8	r 3.3	r 1.7	r 2.5	r 1.8	r 3.0	26.5	r 18.5	r 4.4	r 0.3	r 1.3	r 1.7
Mali	678	18.9	r 11.0	r 7.9	r 3.6	r 7.2	r 13.7	0.0	r 0.0	r 0.0	r 0.1	r 0.0	r 0.0
Mauritius	684	29.9	r 7.4	r 9.2	r 8.5	r 6.5	r 7.1	6.0	r 1.1	r 0.9	r 1.4	r 1.1	r 2.2
Mozambique	688	42.2	r 11.3	r 9.7	r 23.0	r 10.3	r 19.1	25.3	r 44.2	r 20.3	r 61.6	r 18.1	r 37.9
Namibia	728	2.5	r 0.4	r 3.9	r 0.7	r 0.4	r 0.7	31.7	r 1.3	r 1.5	r 20.4	r 1.5	r 3.9
Niger	692	1.5	r 1.9	r 0.2	r 1.2	r 0.1	r 0.1	93.3	r 64.3	r 0.0	r 0.0	r 0.1	r 0.2
Nigeria	694	458.2	r 93.3	r 119.4	r 109.1	r 1,960.4	r 138.1	497.6	r 197.0	r 76.4	r 62.4	r 178.5	r 88.5
Rwanda	714	17.7	r 2.8	r 71.3	r 1.1	r 2.3	r 2.1	1.4	r 0.4	r 0.6	r 0.2	r 0.9	r 0.2
São Tomé & Príncipe	716	0.3	r 0.1	r 0.1	r 0.8	r 0.5	0.1	r 0.0	r 0.0	r 0.0
Senegal	722	253.2	r 25.7	r 16.2	r 16.7	r 17.6	r 21.2	77.7	r 8.7	r 11.2	r 28.7	r 14.8	r 11.3
Seychelles	718	18.2	r 4.8	r 7.3	r 4.8	r 4.6	r 4.7	4.7	r 0.9	r 0.9	r 5.5	r 1.4	r 1.9
Sierra Leone	724	5.6	r 0.7	r 1.6	r 2.8	r 1.5	r 1.2	14.8	r 4.1	r 4.8	r 2.7	r 4.8	r 6.2
South Africa	199	986.8	r 205.5	r 280.4	r 249.9	r 213.8	r 219.1	1,272.2	r 675.3	r 424.7	r 513.4	r 608.8	r 673.7
South Sudan, Rep. of	733	0.2	r 0.0	r 0.1	r 0.0	r 0.1	r 0.0	0.0	r 0.0	r 0.0
Swaziland	734	6.1	r 1.5	r 1.0	r 1.4	r 1.7	r 1.9	4.6	r 3.9	r 0.9	r 0.2	r 2.9	r 4.7
Tanzania	738	137.6	r 35.6	r 33.3	r 28.8	r 28.4	r 24.7	36.7	r 16.7	r 11.4	r 5.7	r 4.3	r 9.4
Togo	742	355.3	r 3.6	r 165.1	r 584.8	r 317.8	r 484.5	48.8	r 7.4	r 9.0	r 4.9	r 10.7	r 10.9
Uganda	746	18.4	r 2.0	r 5.0	r 4.6	r 3.4	r 3.4	7.2	r 2.8	r 2.1	r 2.0	r 0.7	r 1.1
Zambia	754	17.1	r 4.7	r 4.3	r 5.1	r 4.0	r 7.0	273.1	r 70.2	r 24.6	r 44.3	r 36.6	r 38.2
Zimbabwe	698	18.3	r 5.0	r 6.8	r 5.4	r 5.2	r 7.0	3.2	r 3.5	r 7.3	r 2.1	r 2.6	r 0.9
Africa n.s.	799	73.9	r 0.0	r 30.4	r 0.0	0.9	r 0.0	r 0.0	r 0.0	r 0.0

Korea, Republic of (542)

In Millions of U.S. Dollars

		Exports (FOB)						Imports (CIF)					
		2016	2017Q1	2017Q2	2017Q3	2017Q4	2018Q1	2016	2017Q1	2017Q2	2017Q3	2017Q4	2018Q1
Western Hemisphere	205	25,370.0	6,820.0	6,175.5	7,905.3	6,334.4	7,160.5	14,902.8	4,154.5	3,928.5	4,259.8	4,652.3	5,204.7
Anguilla	312	0.0	r 0.0	r 0.0	r 0.0	r 0.0	0.0	r 0.0	r 0.1	r 0.1
Antigua and Barbuda	311	6.6	r 0.6	r 1.3	r 1.8	r 0.7	r 1.4	0.1	r 0.9	r 0.0	r 0.0	r 0.0
Argentina	213	816.1	r 194.1	r 221.8	r 222.7	r 211.4	r 235.7	845.4	r 169.9	r 168.2	r 127.8	r 226.1	r 159.3
Aruba	314	16.9	r 4.1	r 6.3	r 3.4	r 3.4	r 1.9	0.0	r 0.0	r 0.3	r 1.9	r 1.3	r 2.8
Bahamas, The	313	1,173.1	r 263.0	r 361.1	r 549.2	r 544.9	r 264.2	0.0	r 0.0	r 0.0	r 0.0	r 0.0	r 0.0
Barbados	316	11.7	r 1.3	r 2.8	r 2.8	r 1.5	r 1.7	0.6	r 0.1	r 0.1	r 0.1	r 0.1	r 0.1
Belize	339	7.9	r 3.6	r 1.2	r 1.4	r 1.2	r 2.2	0.6	r 0.7	r 0.0	r 0.3	r 0.1	r 0.1
Bermuda	319	1,487.9	r 442.8	r 199.5	r 2.9	r 206.4	r 417.6	0.0	r 0.0
Bolivia	218	68.7	r 19.1	r 16.0	r 16.1	r 10.5	r 8.8	372.7	r 107.2	r 114.2	r 83.6	r 142.9	r 225.9
Brazil	223	4,491.4	r 1,415.5	r 1,258.7	r 1,410.6	r 1,290.0	r 1,383.6	3,405.7	r 775.3	r 917.1	r 945.9	r 1,084.3	r 983.6
Chile	228	1,594.8	r 405.8	r 355.3	r 319.1	r 429.7	r 477.5	3,811.4	r 923.6	r 1,047.5	r 975.9	r 918.2	r 1,305.8
Colombia	233	854.4	r 212.4	r 207.3	r 222.7	r 176.7	r 199.1	388.8	r 227.8	r 151.0	r 162.6	r 106.5	r 169.0
Costa Rica	238	212.9	r 52.2	r 50.6	r 40.0	r 32.6	r 31.1	139.6	r 39.7	r 32.2	r 35.8	r 30.2	r 29.9
Curacao	354	0.1	r 0.6	r 1.0	r 1.1	r 1.1	r 2.1	0.1	r 0.0	r 0.0
Dominica	321	8.0	r 0.9	r 0.6	r 1.2	r 1.3	r 0.8	0.0	r 0.0	r 0.0	r 0.0	r 0.0	r 0.0
Dominican Republic	243	316.4	r 74.4	r 75.4	r 64.4	r 59.9	r 58.7	82.6	r 29.1	r 21.9	r 31.3	r 33.5	r 39.3
Ecuador	248	428.3	r 117.8	r 130.0	r 165.2	r 167.1	r 170.8	96.8	r 32.0	r 28.1	r 33.9	r 25.2	r 34.6
El Salvador	253	128.8	r 38.4	r 37.0	r 35.4	r 43.7	r 44.8	13.3	r 3.8	r 3.3	r 6.4	r 5.5	r 4.9
Falkland Islands	323	0.0	r 0.0	r 0.0	r 0.0	r 0.0	r 0.0	1.5	r 0.0	r 0.2	r 0.0
Greenland	326	0.0	r 0.0	r 0.0	1.9	r 0.3	r 0.4	r 0.2	r 0.2	r 0.2
Grenada	328	2.5	r 0.7	r 0.7	r 0.8	r 0.3	r 0.5	0.0	r 0.0
Guatemala	258	293.5	r 56.0	r 58.3	r 70.5	r 61.4	r 53.0	137.1	r 33.4	r 50.9	r 23.0	r 13.6	r 13.7
Guyana	336	24.0	r 5.7	r 5.0	r 3.9	r 3.4	r 12.6	1.0	r 0.4	r 0.6	r 1.3	r 0.5	r 0.4
Haiti	263	51.3	r 18.4	r 16.8	r 18.8	r 16.7	r 21.8	2.2	r 0.6	r 0.4	r 0.4	r 0.5	r 1.1
Honduras	268	116.6	r 23.0	r 38.1	r 34.7	r 33.3	r 24.3	48.7	r 9.8	r 16.3	r 11.0	r 5.7	r 11.9
Jamaica	343	21.4	r 5.4	r 7.0	r 5.8	r 8.1	r 7.1	3.4	r 0.7	r 0.7	r 1.4	r 0.9	r 0.8
Mexico	273	9,648.0	r 2,686.5	r 2,561.1	r 3,134.7	r 2,334.8	r 2,498.1	3,507.9	r 1,037.1	r 848.1	r 1,265.1	r 1,211.8	r 1,337.6
Montserrat	351	r 0.0	r 0.0	r 0.0	r 0.0	r 0.0	r 0.0	r 0.1
Netherlands Antilles	353	20.8	r 4.3	r 4.0	r 1.1	r 2.5	r 2.0	0.1	r 0.0	r 0.0	r 0.0
Nicaragua	278	127.6	r 25.5	r 29.1	r 29.3	r 20.2	r 22.8	12.6	r 4.0	r 2.6	r 2.0	r 2.1	r 4.0
Panama	283	1,488.3	r 381.4	r 155.1	r 592.4	r 320.5	r 852.7	335.1	r 93.5	r 50.4	r 11.8	r 18.0	r 62.9
Paraguay	288	120.4	r 34.3	r 32.4	r 41.9	r 33.6	r 37.7	103.8	r 1.3	r 15.8	r 30.2	r 51.9	r 25.4
Peru	293	1,192.4	r 188.2	r 256.0	r 273.2	r 242.5	r 234.4	1,323.0	r 561.9	r 407.6	r 446.6	r 649.8	r 666.1
Sint Maarten	352	r 4.2	r 6.9	r 4.8	r 5.1	r 0.0
St. Kitts and Nevis	361	14.6	r 1.0	r 0.4	r 0.8	r 0.3	r 18.5	0.0	r 0.0	r 0.0	r 0.0	r 0.0
St. Lucia	362	3.4	r 0.9	r 0.9	r 0.9	r 0.6	r 1.4	0.1	r 0.4	r 0.1	r 0.0	r 0.1
St. Vincent & Grens.	364	1.4	r 0.4	r 0.5	r 0.4	r 0.8	r 0.5	0.4	r 0.2	r 0.0
Suriname	366	5.6	r 1.4	r 1.7	r 1.8	r 2.4	r 2.0	2.8	r 0.6	r 0.8	r 0.8	r 0.2	r 0.5
Trinidad and Tobago	369	96.4	r 28.4	r 20.9	r 35.2	r 27.7	r 21.0	149.8	r 72.6	r 13.6	r 27.5	r 86.1	r 88.7
Uruguay	298	99.2	r 23.5	r 33.0	r 27.3	r 29.4	r 33.6	88.3	r 23.2	r 28.8	r 31.5	r 32.0	r 26.6
Venezuela, Rep. Bol.	299	326.3	r 21.9	r 22.1	r 8.9	r 6.5	r 5.0	24.6	r 4.4	r 7.2	r 1.1	r 4.8	r 9.4
Western Hem. n.s.	399	92.3	r 66.4	r 2.3	r 555.9	r 2.2	r 4.2	0.5	r 0.0	r 0.0	r 0.0	r 0.0	r 0.0
Other Countries n.i.e	910	46.9	7.8	20.6	21.8	21.5	13.2	5.7	0.6	0.5	0.6	1.3	1.9
Cuba	928	46.9	r 7.8	r 20.6	r 21.8	r 21.5	r 13.2	5.7	r 0.6	r 0.5	r 0.6	r 1.3	r 1.9
Special Categories	899	3.7	r 16.8	r 0.0
Countries & Areas n.s.	898	34.0	r 2.6	r 9.9	r 63.5	r 10.1	r 14.3	364.5	r 174.2	r 166.6	r 183.3	r 280.7	r 461.9
Memorandum Items													
Africa	605	10,978.8	2,259.6	1,761.4	1,951.8	3,473.8	1,744.2	4,973.0	1,755.3	1,179.2	1,375.2	1,926.1	2,079.4
Middle East	405	22,948.3	5,560.3	5,573.8	5,141.9	5,263.8	5,033.9	53,195.2	17,775.8	14,582.9	16,954.9	17,300.9	19,971.9
European Union	998	46,419.9	12,511.0	13,344.9	13,761.1	12,558.4	14,273.7	51,856.0	13,436.5	14,538.0	14,760.4	14,926.9	16,475.6
Export earnings: fuel	080	30,973.3	7,943.5	7,826.2	7,250.1	8,975.9	7,079.2	65,620.2	21,764.0	18,019.8	21,121.3	22,482.4	25,510.8
Export earnings: nonfuel	092	464,883.9	123,308.0	128,232.8	143,758.3	134,731.2	138,306.2	340,411.6	94,447.6	94,277.1	99,579.7	100,882.0	106,723.5

Kosovo, Republic of (967)

In Millions of U.S. Dollars

		Exports (FOB)						Imports (CIF)					
		2016	2017Q1	2017Q2	2017Q3	2017Q4	2018Q1	2016	2017Q1	2017Q2	2017Q3	2017Q4	2018Q1
IFS World		342.5	81.4	113.4	123.3	110.2	3,088.1	649.3	865.9	963.7	977.4
World	001	342.6	81.4	113.4	123.3	110.2	90.2	3,088.4	649.3	866.1	963.6	977.7	806.3
Advanced Economies	110	79.4	26.5	31.5	30.5	30.2	28.7	1,185.3	248.8	324.9	354.0	366.8	288.1
Euro Area	163	53.3	13.0	17.9	17.4	17.3	17.6	991.0	208.6	276.7	301.5	312.2	243.0
Austria	122	7.4	r 1.9	r 6.0	r 2.3	r 1.6	r 1.5	51.5	r 11.8	r 13.8	r 15.1	r 16.6	r 11.8
Belgium	124	2.5	r 0.1	r 0.3	r 0.4	r 0.4	r 0.5	10.3	r 2.7	r 3.0	r 2.6	r 3.9	r 3.7
Cyprus	423	0.0	r 0.0	r 0.0	r 0.0	r 0.0	1.5	r 0.2	r 0.4	r 0.3	r 0.5	r 0.7
Estonia	939	0.0	0.6	r 0.1	r 0.1	r 0.6	r 0.4	r 0.1
Finland	172	0.0	r 0.1	r 0.0	r 0.0	r 0.0	1.4	r 1.3	r 0.3	r 0.5	r 0.7	r 0.3
France	132	3.6	r 0.6	r 0.9	r 1.3	r 1.4	r 1.0	35.8	r 7.3	r 11.0	r 9.8	r 14.7	r 10.1
Germany	134	15.3	r 4.7	r 5.3	r 6.0	r 6.9	r 6.3	379.8	r 83.0	r 104.9	r 113.8	r 127.5	r 91.7
Greece	174	1.0	r 0.2	r 0.2	r 0.4	r 0.5	r 0.3	131.0	r 27.3	r 47.2	r 40.3	r 38.3	r 33.8
Ireland	178	0.1	r 0.0	r 0.0	r 0.0	r 0.0	2.1	r 0.3	r 0.6	r 0.5	r 0.7	r 0.6
Italy	136	6.3	r 1.9	r 1.5	r 2.4	r 1.5	r 1.8	224.6	r 38.0	r 53.3	r 73.3	r 56.8	r 44.6
Latvia	941	0.0	0.6	r 0.1	r 0.1	r 0.1	r 0.2	r 0.2
Lithuania	946	0.0	r 0.1	r 0.0	2.2	r 0.5	r 0.6	r 0.8	r 0.6	r 1.0
Luxembourg	137	0.5	r 0.1	r 0.1	r 0.1	r 0.0	r 0.1	1.1	r 0.3	r 0.3	r 0.3	r 0.3	r 0.3
Malta	181	r 0.0	0.3	r 0.0	r 0.0	r 0.0	r 0.0	r 0.0
Netherlands	138	13.1	r 3.1	r 3.1	r 3.8	r 4.5	r 4.1	25.8	r 6.6	r 6.0	r 6.1	r 7.6	r 8.8
Portugal	182	0.0	r 0.0	r 0.0	r 0.0	2.0	r 0.7	r 0.3	r 0.5	r 0.6	r 1.0
Slovak Republic	936	0.9	r 0.0	r 0.1	r 0.0	r 0.0	r 0.0	10.9	r 1.7	r 3.2	r 3.4	r 4.9	r 2.3
Slovenia	961	1.3	r 0.2	r 0.3	r 0.4	r 0.2	r 1.8	67.6	r 13.4	r 18.0	r 19.9	r 21.3	r 18.9
Spain	184	1.0	r 0.1	r 0.1	r 0.1	r 0.2	r 0.1	41.9	r 13.3	r 13.6	r 13.6	r 16.6	r 13.2
Australia	193	0.6	r 0.0	r 0.0	0.7	r 0.2	r 0.2	r 0.1	r 0.1	r 0.3
Canada	156	0.0	r 0.0	r 0.0	r 0.0	r 0.0	r 0.0	1.8	r 0.4	r 0.5	r 1.1	r 0.6	r 0.5
China,P.R.: Hong Kong	532	0.0	r 0.0	r 0.0	r 0.2	1.3	r 0.2	r 0.2	r 0.2	r 0.1	r 0.2
Czech Republic	935	0.6	r 0.1	r 0.1	r 0.2	r 0.2	r 0.2	27.4	r 9.2	r 6.4	r 6.7	r 7.6	r 6.6
Denmark	128	0.2	r 0.1	r 1.6	r 1.7	r 0.6	r 0.3	5.5	r 2.4	r 1.4	r 2.3	r 3.0	r 1.2
Israel	436	0.1	r 0.0	r 0.0	7.3	r 0.9	r 3.0	r 3.5	r 0.8	r 2.7
Japan	158	0.1	r 0.0	r 0.0	r 0.1	r 0.1	r 0.0	12.3	r 2.7	r 3.3	r 4.1	r 6.2	r 3.3
Korea, Republic of	542	0.2	r 0.1	8.9	r 1.6	r 3.2	r 3.6	r 3.2	r 2.0
New Zealand	196	0.0	0.1	r 0.0	r 0.1	r 0.0	r 0.0	r 0.0
Norway	142	0.1	r 0.2	r 0.3	r 0.1	r 0.1	r 0.2	1.3	r 0.4	r 0.6	r 0.2	r 0.4	r 0.4
San Marino	135	0.1	r 0.0	r 0.0	r 0.1	r 0.0
Singapore	576	r 0.0	0.6	r 0.1	r 0.2	r 0.1	r 0.2	r 0.2
Sweden	144	1.1	r 0.4	r 0.5	r 0.6	r 0.5	r 0.7	9.2	r 1.8	r 2.8	r 2.3	r 2.8	r 2.1
Switzerland	146	18.6	r 5.2	r 6.4	r 5.9	r 6.6	r 6.7	24.4	r 4.1	r 6.7	r 8.5	r 8.5	r 7.7
Taiwan Prov.of China	528	1.6	r 4.2	r 1.8	r 0.0	10.8	r 1.8	r 2.2	r 2.6	r 1.9	r 1.4
United Kingdom	112	0.9	r 2.8	r 2.1	r 3.8	r 4.1	r 2.1	20.9	r 4.5	r 7.7	r 7.4	r 7.9	r 7.1
United States	111	2.0	r 0.6	r 0.7	r 0.7	r 0.7	r 0.6	61.6	r 9.8	r 9.6	r 9.7	r 11.3	r 9.4
Emerg. & Dev. Economies	200	263.2	54.9	81.9	84.0	67.0	54.9	1,902.9	400.4	541.0	609.5	512.2	398.1
Emerg. & Dev. Asia	505	23.0	13.3	15.8	19.7	17.3	11.1	356.1	75.0	93.0	112.9	109.6	103.0
Bangladesh	513	9.2	r 2.6	r 2.8	r 3.1	r 2.9	r 3.2
Cambodia	522	1.1	r 0.5	r 0.3	r 0.7	r 0.3	r 0.8
China,P.R.: Mainland	924	12.6	r 2.9	r 1.8	r 1.0	r 0.4	r 0.3	286.0	r 56.8	r 74.9	r 91.8	r 89.7	r 78.3
India	534	10.4	r 10.4	r 14.0	r 18.6	r 16.8	r 10.8	21.0	r 4.1	r 5.8	r 5.6	r 4.9	r 9.1
Indonesia	536	r 0.0	5.1	r 1.4	r 1.0	r 1.4	r 1.5	r 1.9
Malaysia	548	r 0.0	4.0	r 1.2	r 1.0	r 1.4	r 1.2	r 1.4
Myanmar	518	r 0.0	0.2	r 0.1	r 0.0	r 0.1	r 0.1	r 0.1
Philippines	566	r 0.0	0.5	r 0.1	r 0.1	r 0.2	r 0.1	r 0.2
Sri Lanka	524	7.9	r 2.3	r 2.6	r 2.6	r 3.1	r 1.8
Thailand	578	4.7	r 0.9	r 1.4	r 1.3	r 1.6	r 1.1
Vietnam	582	16.4	r 5.0	r 3.1	r 4.7	r 4.1	r 5.1
Europe	170	233.3	40.4	65.2	63.5	48.7	43.0	1,458.6	306.2	419.3	462.5	373.5	270.1
Emerg. & Dev. Europe	903	189.5	39.1	65.2	63.4	48.5	43.0	1,429.8	300.7	405.6	452.8	358.0	250.8
Albania	914	46.6	r 12.4	r 17.6	r 19.2	r 19.3	r 15.4	128.2	r 30.8	r 46.9	r 48.0	r 46.3	r 34.7
Bosnia and Herzegovina	963	9.3	r 1.7	r 2.4	r 3.5	r 2.4	r 2.6	87.7	r 19.2	r 21.9	r 28.1	r 23.3	r 17.5
Bulgaria	918	12.5	r 1.9	r 2.9	r 2.4	r 2.8	r 2.5	62.9	r 14.8	r 16.1	r 17.6	r 20.1	r 18.6
Croatia	960	3.5	r 0.8	r 0.6	r 0.7	r 0.3	r 0.6	65.4	r 12.0	r 18.3	r 17.9	r 18.0	r 14.8
Hungary	944	0.3	r 0.3	r 0.2	r 0.5	r 0.5	r 0.2	29.4	r 5.9	r 8.1	r 8.1	r 10.8	r 8.4

Kosovo, Republic of (967)

In Millions of U.S. Dollars

		Exports (FOB)						Imports (CIF)					
		2016	2017Q1	2017Q2	2017Q3	2017Q4	2018Q1	2016	2017Q1	2017Q2	2017Q3	2017Q4	2018Q1
Macedonia, FYR	962	42.7	r 9.0	r 14.5	r 16.3	r 12.2	r 11.8	173.7	r 30.7	r 47.8	r 50.3	r 48.8	r 36.5
Montenegro	943	15.4	r 4.3	r 5.8	15.2	r 1.7	r 4.1
Poland	964	3.7	r 0.9	r 1.4	r 2.2	r 1.5	r 1.7	83.4	r 16.6	r 22.9	r 26.3	r 25.2	r 19.5
Romania	968	1.5	r 0.3	r 0.7	r 0.5	r 0.5	r 0.3	35.3	r 7.1	r 9.3	r 14.3	r 23.9	r 23.9
Serbia, Republic of	942	45.7	r 6.3	r 17.3	r 15.9	r 6.0	r 4.5	429.2	r 101.7	r 118.7	r 153.5	r 50.7	r 3.0
Turkey	186	8.4	r 1.3	r 1.8	r 2.2	r 2.8	r 3.4	319.5	r 60.1	r 91.6	r 88.7	r 91.1	r 74.0
CIS	901	43.8	1.3	0.0	0.1	0.2	0.0	28.8	5.5	13.7	9.7	15.5	19.3
Belarus	913	0.2	r 0.0	r 0.0	r 0.1	r 0.1	r 0.0
Georgia	915	0.1	r 0.0	r 0.0	r 0.0	r 0.0	r 0.0	0.0	r 0.0	r 0.0	r 0.0	r 0.0	r 0.0
Kazakhstan	916	43.5	r 1.2	r 0.2	3.6	r 0.5	r 1.9	r 0.2	r 0.2	r 0.2
Kyrgyz Republic	917	0.0	2.8	r 0.7	r 0.7	r 0.2	r 1.8	r 1.7
Moldova	921	0.0	r 0.0	r 0.0	r 0.0	r 0.0	r 0.0	0.2	r 0.0	r 0.0	r 0.0	r 0.1	r 0.1
Russian Federation	922	0.0	r 0.0	14.7	r 2.7	r 8.4	r 6.7	r 9.7	r 12.4
Turkmenistan	925	0.1
Ukraine	926	0.2	r 0.0	r 0.0	r 0.1	r 0.0	r 0.0	7.1	r 1.5	r 2.6	r 2.5	r 3.5	r 4.8
Mid East, N Africa, Pak	440	2.8	0.8	0.7	0.5	0.6	0.4	21.5	4.8	6.2	6.5	6.2	8.3
Afghanistan, I.R. of	512	0.0	r 0.1	r 0.0	0.0	r 0.0	r 0.0	r 0.0
Algeria	612	0.3	r 0.1	4.0	r 0.0	r 1.0	r 0.7	r 0.5	r 0.2
Bahrain, Kingdom of	419	0.2	r 0.0	r 0.0	r 0.0	0.0	r 0.0	r 0.0	r 0.0	r 0.0
Djibouti	611	0.1
Egypt	469	0.4	r 0.0	r 0.0	r 0.1	r 0.0	3.1	r 1.2	r 1.3	r 1.0	r 1.1	r 2.3
Iran, I.R. of	429	0.0	1.9	r 0.5	r 0.9	r 1.6	r 1.5	r 2.5
Iraq	433	0.2	r 0.1	r 0.2	r 0.2	r 0.3	r 0.1
Jordan	439	0.1	r 0.1	0.0	r 0.0	r 0.0	r 0.0	r 0.0	r 0.0
Kuwait	443	0.3	r 0.0	r 0.1	r 0.0	0.0	r 0.0	r 0.0	r 0.0	r 0.0
Libya	672	0.2	0.2	r 0.5	r 0.4	r 0.3
Morocco	686	r 0.0	1.3	r 0.3	r 0.3	r 0.5	r 0.4	r 0.2
Oman	449	0.1	r 0.1	r 0.0	r 0.0	r 0.1	0.2	r 0.1	r 0.0	r 0.0	r 0.0
Pakistan	564	0.0	r 0.0	r 0.0	r 0.0	r 0.0	1.8	r 0.6	r 0.4	r 0.7	r 0.6	r 0.8
Qatar	453	0.1	r 0.1	r 0.0	r 0.0	r 0.0	r 0.0	1.1	r 0.1	r 0.1	r 0.1	r 0.2	r 0.4
Saudi Arabia	456	0.0	r 0.0	r 0.0	r 0.0	r 0.0	4.8	r 1.9	r 1.6	r 1.1	r 0.9	r 1.1
Syrian Arab Republic	463	r 0.0	r 0.0	0.0	r 0.0	r 0.0	r 0.1	r 0.0	r 0.0
Tunisia	744	0.2	r 0.1	r 0.0	2.3	r 0.2	r 0.4	r 0.1	r 0.4	r 0.1
United Arab Emirates	466	0.3	r 0.1	r 0.2	r 0.1	r 0.1	r 0.0	0.7	r 0.0	r 0.2	r 0.2	r 0.1	r 0.4
Yemen, Republic of	474	0.1	r 0.0	r 0.0	0.0
Sub-Saharan Africa	603	3.9	0.3	0.2	0.2	0.4	0.3	2.1	0.6	0.6	1.3	0.6	0.5
Cameroon	622	0.4	r 0.2	r 0.3	r 0.4	r 0.3	r 0.2
Central African Rep.	626	0.0	r 0.0	r 0.0	r 0.0	r 0.1	r 0.0	0.0	r 0.0	r 0.0	r 0.0	r 0.0	r 0.0
Congo, Republic of	634	0.7	r 0.2	r 0.0	r 0.1	r 0.3	r 0.1	0.0	r 0.0
Ethiopia	644	0.1	r 0.0	0.0	r 0.0	r 0.0	r 0.0	r 0.0	r 0.0
Kenya	664	0.0	r 0.0	r 0.0	r 0.0	0.2	r 0.0	r 0.0	r 0.0	r 0.0	r 0.1
Mauritius	684	0.1	r 0.0	r 0.0	r 0.0	r 0.0	r 0.0
Seychelles	718	0.1	r 0.0	r 0.1	r 0.0	r 0.0
Sierra Leone	724	r 0.0	0.0	r 0.1	r 0.0	r 0.0	r 0.0	r 0.0
South Africa	199	2.9	r 0.0	r 0.0	r 0.1	1.1	r 0.2	r 0.2	r 0.8	r 0.1	r 0.1
Western Hemisphere	205	0.2	0.0	0.1	0.1	0.1	0.1	64.5	13.8	22.0	26.3	22.3	16.2
Argentina	213	3.5	r 0.7	r 0.9	r 1.0	r 0.9	r 1.5
Bolivia	218	0.1	r 0.0	r 0.0	r 0.1	r 0.1	0.0	r 0.0	r 0.0	r 0.0	r 0.0	r 0.0
Brazil	223	41.2	r 8.2	r 12.4	r 17.1	r 14.6	r 10.6
Chile	228	0.3	r 0.1	r 0.1	r 0.1	r 0.1	r 0.1
Colombia	233	0.1	r 0.0	r 0.0	r 0.0	r 0.0	r 0.0	2.3	r 0.3	r 0.6	r 0.7	r 1.3	r 0.5
Costa Rica	238	0.9	r 0.3	r 0.4	r 0.2	r 0.7	r 0.3
Dominican Republic	243	0.1	r 0.0	r 0.0	r 0.1	r 0.1	r 0.0
Ecuador	248	0.0	r 0.0	r 0.0	r 0.0	r 0.0	r 0.0	6.8	r 2.1	r 1.1	r 1.5	r 0.7	r 2.0
Guatemala	258	0.2	r 1.0	r 4.4	r 3.5	r 1.9	r 0.0
Honduras	268	0.0	r 0.0	r 0.0	r 0.0	r 0.1	r 0.0
Mexico	273	r 0.0	2.7	r 0.5	r 1.4	r 1.0	r 1.1	r 0.6
Paraguay	288	5.3	r 0.4	r 0.3	r 0.7	r 0.7	r 0.4
Peru	293	0.9	r 0.1	r 0.4	r 0.3	r 0.1	r 0.1
Suriname	366	0.0	0.1

Kosovo, Republic of (967)

In Millions of U.S. Dollars

		Exports (FOB)						Imports (CIF)					
		2016	2017Q1	2017Q2	2017Q3	2017Q4	2018Q1	2016	2017Q1	2017Q2	2017Q3	2017Q4	2018Q1
Uruguay	298	0.1	r 0.0	r 0.0	r 0.0
Other Countries n.i.e	910	0.1	0.1	0.1	0.0	0.0	0.0
Cuba	928	0.1	r 0.0	r 0.0	r 0.0	r 0.0	r 0.0
Korea, Dem. People's Rep.	954	0.0	r 0.1	r 0.1	r 0.0	r 0.0
Countries & Areas n.s.	898	0.0	r 8.9	r 12.9	r 6.5	0.1	r 0.0	r 0.1	r 0.0	r 98.7	r 120.0
Memorandum Items													
Africa	605	4.5	0.5	0.2	0.2	0.4	0.3	9.7	1.1	2.2	2.6	1.9	1.1
Middle East	405	2.1	0.5	0.7	0.4	0.5	0.3	12.1	3.8	4.0	4.6	4.3	7.0
European Union	998	77.5	20.5	28.0	30.0	28.5	26.3	1,330.4	283.0	369.7	404.5	431.3	345.3
Export earnings: fuel	080	46.3	2.0	0.7	0.6	1.0	0.4	40.6	8.3	15.6	13.1	15.6	20.0
Export earnings: nonfuel	092	296.3	79.4	112.7	122.7	109.2	89.8	3,047.8	641.0	850.5	950.4	962.1	786.3

Kuwait (443)

In Millions of U.S. Dollars

		Exports (FOB)						Imports (CIF)					
		2016	2017Q1	2017Q2	2017Q3	2017Q4	2018Q1	2016	2017Q1	2017Q2	2017Q3	2017Q4	2018Q1
IFS World		46,278.8	13,645.3	12,844.1	13,087.5	15,345.3	30,828.4	8,322.3	8,002.1	8,340.8	8,932.1
World	001	41,782.9	12,780.1	11,371.5	11,710.9	13,917.3	15,061.7	30,996.5	8,209.5	8,522.5	8,088.1	8,918.8	8,426.9
Advanced Economies	110	22,364.5	6,703.2	5,678.9	6,247.8	6,571.9	7,005.7	14,761.4	3,974.9	4,036.0	3,829.0	4,123.9	3,931.3
Euro Area	163	2,610.6	800.7	901.6	1,000.9	727.9	747.3	5,650.8	1,495.4	1,371.7	1,555.6	1,649.6	1,690.4
Austria	122	e 0.8	e 0.4	e 0.0	e 0.1	e 0.2	e 0.4	200.0	r 47.5	r 50.1	r 54.6	r 43.8	r 71.1
Belgium	124	e 43.9	e 7.5	e 10.7	e 12.7	e 9.4	e 8.3	184.4	r 39.3	r 54.5	r 37.9	r 60.8	r 47.4
Cyprus	423	e 4.2	e 0.5	e 0.7	e 0.4	e 0.7	e 0.8	19.9	r 4.6	r 6.5	r 6.7	r 5.9	r 5.3
Estonia	939	e 0.0	e 0.0	e 0.0	e 0.0	e 0.0	e 0.0	5.1	r 0.9	r 5.5	r 2.5	r 0.3	r 0.1
Finland	172	e 0.1	e 0.0	e 0.0	e 0.0	e 0.0	e 0.1	59.8	r 15.7	r 16.3	r 9.8	r 10.0	r 13.3
France	132	e 403.2	e 83.4	e 64.2	e 46.8	e 159.7	e 64.4	644.4	r 195.0	r 134.9	r 151.3	r 193.1	r 221.6
Germany	134	e 10.1	e 3.1	e 30.7	e 12.3	e 2.6	e 2.7	1,941.2	r 519.2	r 436.3	r 529.0	r 508.1	r 564.7
Greece	174	e 18.3	e 0.4	e 0.6	e 0.3	e 1.1	e 0.4	35.4	r 8.8	r 10.3	r 9.3	r 10.6	r 8.2
Ireland	178	e 2.0	e 0.0	e 0.0	e 0.1	e 0.0	e 152.6	215.1	r 47.0	r 54.9	r 35.3	r 57.7	r 55.4
Italy	136	e 966.3	e 344.0	e 316.8	e 332.9	e 285.3	e 117.8	1,402.0	r 291.1	r 339.6	r 455.0	r 430.5	r 369.9
Latvia	941	e 0.7	e 0.9	e 0.0	e 1.0	e 0.6	e 1.1	5.0	r 1.9	r 1.1	r 0.6	r 1.0	r 0.7
Lithuania	946	e 0.0	e 0.0	e 0.0	e 0.0	e 0.0	e 0.0	6.3	r 1.3	r 1.4	r 1.2	r 2.9	r 1.2
Luxembourg	137	e 0.0	e 0.1	e 0.0	e 0.0	e 0.0	e 0.0	7.1	r 1.2	r 2.0	r 4.8	r 1.9	r 2.1
Malta	181	e 0.0	e 0.0	e 0.0	e 0.0	e 0.0	3.7	r 1.3	r 0.6	r 0.5	r 1.2	r 1.5
Netherlands	138	e 1,088.0	e 346.9	e 416.5	e 549.8	e 223.4	e 380.2	433.4	r 163.7	r 120.3	r 113.6	r 137.7	r 156.6
Portugal	182	e 9.6	e 2.6	e 34.3	e 28.7	e 6.8	e 5.4	60.3	r 11.8	r 14.6	r 13.6	r 19.3	r 19.3
Slovak Republic	936	e 0.1	e 0.0	e 0.0	e 0.0	e 0.0	e 0.0	52.4	r 18.4	r 14.4	r 23.1	r 22.3	r 15.1
Slovenia	961	e 2.0	e 0.5	e 0.8	e 0.7	e 0.6	e 0.4	16.4	r 3.8	r 4.7	r 3.1	r 6.5	r 5.0
Spain	184	e 61.3	e 10.6	e 26.2	e 15.2	e 37.5	e 12.5	359.1	r 123.1	r 103.7	r 103.7	r 135.9	r 131.7
Australia	193	e 7.5	e 8.5	e 17.7	e 5.7	e 0.1	e 8.5	533.0	r 133.1	r 178.8	r 114.2	r 103.2	r 85.0
Canada	156	e 11.1	e 0.0	e 7.3	e 0.0	e 0.0	e 29.5	259.1	r 61.2	r 68.3	r 57.9	r 52.3	r 64.3
China,P.R.: Hong Kong	532	e 34.6	e 9.3	e 9.7	e 24.1	e 49.9	e 14.4	21.7	r 3.4	r 3.2	r 3.3	r 5.9	r 3.2
China,P.R.: Macao	546	0.4	r 0.1	r 0.0	r 0.0	r 0.0	r 0.0
Czech Republic	935	e 0.2	e 0.3	e 0.1	e 0.0	e 0.1	e 0.0	104.8	r 33.5	r 38.3	r 39.7	r 29.3	r 31.7
Denmark	128	e 3.9	e 0.1	e 0.2	e 0.0	e 0.0	e 0.3	98.8	r 34.6	r 35.6	r 28.0	r 44.5	r 38.5
Iceland	176	e 0.0	0.9	r 0.2	r 0.1	r 0.1	r 0.1	r 0.1
Japan	158	e 3,999.0	e 1,598.5	e 1,310.8	e 1,276.2	e 1,390.8	e 1,631.2	2,010.2	r 436.1	r 417.9	r 357.5	r 508.9	r 578.7
Korea, Republic of	542	e 6,994.9	e 2,304.2	e 1,863.8	e 2,142.1	e 2,522.2	e 2,699.3	1,348.2	r 340.9	r 445.9	r 378.5	r 389.2	r 447.9
New Zealand	196	e 2.5	e 0.1	e 18.1	e 0.0	e 3.2	e 0.0	57.0	r 21.7	r 21.4	r 25.1	r 29.7	r 15.6
Norway	142	e 0.6	e 0.7	e 0.5	e 0.4	e 0.8	e 0.1	26.5	r 13.2	r 5.4	r 6.1	r 5.3	r 4.7
San Marino	135	0.3	r 0.1	r 0.1	r 0.1	r 0.1	r 0.1
Singapore	576	e 2,344.5	e 827.4	e 614.5	e 689.2	e 910.1	e 977.2	103.9	r 32.7	r 28.4	r 26.9	r 57.8	r 34.5
Sweden	144	e 0.3	e 0.1	e 36.0	e 0.3	e 19.8	e 0.2	110.6	r 36.6	r 30.8	r 44.9	r 42.8	r 32.9
Switzerland	146	e 65.4	e 6.4	e 6.1	e 1.5	e 56.0	e 3.1	547.2	r 126.4	r 158.1	r 121.9	r 212.1	r 132.2
Taiwan Prov.of China	528	e 2,350.0	e 80.8	e 84.3	e 86.2	e 93.0	e 87.4	e 176.1	e 32.7	e 35.2	e 39.6	e 41.6	e 38.5
United Kingdom	112	e 814.5	e 236.7	e 198.2	e 266.4	e 240.9	e 137.1	763.7	r 222.4	r 199.6	r 227.9	r 257.7	r 216.0
United States	111	e 3,124.9	e 829.4	e 610.0	e 754.7	e 557.0	e 669.9	2,948.2	r 950.7	r 997.2	r 801.7	r 693.7	r 517.2
Emerg. & Dev. Economies	200	19,418.4	6,076.9	5,692.6	5,463.1	7,345.4	8,056.0	16,197.5	4,221.3	4,472.2	4,245.3	4,780.6	4,482.8
Emerg. & Dev. Asia	505	12,485.5	3,878.2	3,886.2	3,787.0	5,479.2	6,210.5	8,204.9	2,088.0	2,255.5	2,147.0	2,545.9	2,291.0
American Samoa	859	0.0	r 0.8	r 0.8	r 0.8	r 0.8	r 0.8
Bangladesh	513	e 451.2	e 183.8	e 119.6	e 143.5	e 187.5	e 167.6	69.1	r 19.9	r 19.2	r 18.8	r 15.6	r 17.3
Bhutan	514	e 0.1	e 0.0	e 0.0	e 0.0	e 0.0	e 0.0	0.0	r 0.0	r 0.0	r 0.0	r 0.0	r 0.0
Cambodia	522	e 0.0	e 0.0	e 0.0	e 0.0	e 0.0	e 0.0	24.7	r 6.3	r 6.2	r 5.7	r 6.0	r 5.6
China,P.R.: Mainland	924	e 5,997.9	e 1,777.8	e 1,980.7	e 2,023.9	e 2,630.0	e 3,045.2	4,667.0	r 1,183.2	r 1,397.8	r 1,284.6	r 1,634.0	r 1,365.3
Fiji	819	e 0.0	e 0.0	e 0.0	e 0.0	e 0.0	e 0.0	0.4	r 0.1	r 0.2	r 0.2	r 0.2	r 0.2
India	534	e 3,820.3	e 1,282.5	e 1,379.4	e 1,079.6	e 2,034.0	e 2,256.3	1,699.9	r 461.9	r 414.9	r 424.3	r 457.2	r 462.3
Indonesia	536	e 276.5	e 53.1	e 132.0	e 65.9	e 78.0	e 33.0	191.0	r 37.6	r 41.3	r 50.7	r 64.1	r 60.4
Lao People's Dem.Rep	544	0.3	r 0.1	r 0.1	r 0.0	r 0.0	r 0.0
Malaysia	548	e 422.8	e 62.7	e 42.0	e 80.1	e 60.1	e 60.0	240.3	r 66.4	r 61.9	r 69.0	r 73.7	r 67.0
Myanmar	518	e 0.1	e 0.1	e 0.1	e 0.1	e 0.1	e 0.1	7.0	r 2.3	r 2.5	r 2.4	r 2.5	r 2.3
Nepal	558	e 0.5	e 0.1	e 0.1	e 0.1	e 0.1	e 0.1	0.3	r 0.2	r 0.2	r 0.3	r 0.3	r 0.2
Philippines	566	e 951.7	e 326.6	e 150.1	e 236.4	e 275.6	e 391.7	98.8	r 23.5	r 19.9	r 22.5	r 17.6	r 12.9
Sri Lanka	524	e 16.2	e 2.6	e 4.3	e 2.6	e 5.0	e 2.7	39.2	r 10.8	r 11.8	r 7.9	r 10.0	r 5.2
Thailand	578	e 444.0	e 161.0	e 47.1	e 122.0	e 170.6	e 222.4	447.5	r 101.6	r 108.8	r 103.8	r 96.6	r 132.2
Vanuatu	846	e 0.1	e 0.0	e 0.0	e 0.0	e 0.0	e 0.0	0.0	r 0.0	r 0.0	r 0.0	r 0.0	r 0.0
Vietnam	582	e 104.1	e 27.9	e 30.8	e 32.7	e 38.0	e 31.3	493.3	r 120.3	r 118.3	r 108.9	r 116.4	r 110.5

Kuwait (443)

In Millions of U.S. Dollars

		Exports (FOB)						Imports (CIF)					
		2016	2017Q1	2017Q2	2017Q3	2017Q4	2018Q1	2016	2017Q1	2017Q2	2017Q3	2017Q4	2018Q1
Asia n.s.	598	226.1	r 53.1	r 51.6	r 47.3	r 50.7	r 48.7
Europe	170	121.9	44.5	44.8	43.8	40.5	54.0	1,046.9	259.6	295.7	292.5	325.4	373.8
Emerg. & Dev. Europe	903	116.7	43.4	43.5	40.6	37.0	52.0	913.2	220.9	257.5	245.4	264.1	323.6
Albania	914	e 0.0	e 0.0	e 0.0	e 0.0	e 0.0	e 0.0	2.2	r 0.3	r 0.9	r 1.3	r 0.0
Bosnia and Herzegovina	963	e 0.4	e 0.1	e 0.0	e 0.1	e 0.1	e 0.2	2.9	r 0.3	r 0.5	r 0.4	r 1.2	r 1.2
Bulgaria	918	e 0.3	e 0.0	e 0.8	e 1.6	e 0.0	e 0.0	22.3	r 4.0	r 4.1	r 7.1	r 7.1	r 6.7
Croatia	960	e 0.0	e 0.0	e 0.0	e 0.0	e 0.0	e 0.0	10.8	r 0.9	r 0.7	r 0.8	r 1.2	r 1.5
Hungary	944	e 6.1	e 0.0	e 0.1	e 0.0	e 0.0	e 0.1	88.0	r 13.8	r 15.6	r 19.6	r 19.1	r 12.6
Kosovo	967	e 0.0	e 0.0	e 0.0	e 0.0	e 0.0	e 0.3	e 0.0	e 0.1	e 0.0
Macedonia, FYR	962	e 0.0	e 0.0	e 0.0	1.9	r 1.3	r 0.0	r 0.0
Poland	964	e 1.2	e 0.2	e 0.1	e 0.2	e 0.5	e 0.6	143.8	r 41.2	r 58.8	r 44.7	r 45.1	r 84.0
Romania	968	e 2.6	e 0.0	e 0.0	e 0.0	e 0.0	e 0.1	88.0	r 15.4	r 22.1	r 38.9	r 35.0	r 38.3
Serbia, Republic of	942	e 1.6	e 0.1	e 0.0	e 0.3	e 0.1	e 0.1	6.5	r 3.9	r 1.4	r 1.9	r 0.7	r 0.8
Turkey	186	e 104.4	e 42.9	e 42.4	e 38.4	e 36.2	e 50.9	546.3	r 139.6	r 153.3	r 130.7	r 154.6	r 178.4
CIS	901	5.1	1.1	1.3	3.2	3.5	2.0	133.7	38.2	37.7	46.7	60.8	49.8
Armenia	911	e 0.0	e 0.0	e 0.0	e 0.0	0.6	r 0.1	r 0.0	r 0.0	r 0.1	r 0.1
Azerbaijan, Rep. of	912	e 3.3	e 0.8	e 1.1	e 2.6	e 2.1	e 0.6	0.1	r 0.1	r 0.0	r 0.0	r 0.0	r 0.2
Belarus	913	e 1.5	e 0.1	e 0.1	e 0.0	e 0.2	4.3	r 1.1	r 0.9	r 0.9	r 0.6	r 1.9
Georgia	915	e 0.0	e 0.0	e 0.0	e 0.0	3.9	r 0.2	r 0.4	r 0.8	r 1.0	r 0.5
Kazakhstan	916	e 0.0	e 0.0	e 0.0	0.1	r 0.0	r 0.0	r 0.1	r 0.1	r 0.0
Kyrgyz Republic	917	e 0.1	0.1	r 0.0	r 0.0	r 0.0	r 0.0	r 0.0
Moldova	921	e 0.0	e 0.0	e 0.0	e 0.0	e 0.0	e 0.0	1.4	r 0.6	r 0.7	r 0.7	r 0.7	r 0.6
Russian Federation	922	e 0.1	e 0.0	e 0.0	e 0.3	e 0.0	101.9	r 32.6	r 32.3	r 39.9	r 40.0	r 42.3
Tajikistan	923	e 0.1	e 0.0	e 0.0	e 0.0	e 0.0	e 0.0	0.0	r 0.0	r 0.0	r 0.0	r 0.0	r 0.0
Turkmenistan	925	0.2	r 0.0	r 0.0	r 0.0	r 0.0
Ukraine	926	e 0.0	e 0.1	e 0.1	e 0.3	e 1.2	e 1.4	20.9	r 3.4	r 3.4	r 4.2	r 18.2	r 4.2
Uzbekistan	927	0.1	r 0.0	r 0.0	r 0.0	r 0.0	r 0.0
Europe n.s.	884	0.0	r 0.5	r 0.5	r 0.5	r 0.5	r 0.5
Mid East, N Africa, Pak	440	4,764.2	1,660.5	1,247.2	1,225.1	1,432.4	1,310.4	6,119.6	1,604.2	1,639.1	1,616.9	1,711.1	1,556.0
Afghanistan, I.R. of	512	0.1	r 0.0	r 0.0	r 0.0	r 0.1	r 0.0
Algeria	612	e 16.1	e 3.6	e 4.0	e 3.8	e 2.8	e 0.3	0.3	r 0.1	r 0.0	r 1.6	r 0.6
Bahrain, Kingdom of	419	e 123.5	e 21.9	e 17.2	e 21.1	e 25.0	e 29.8	306.6	r 75.0	r 76.9	r 72.8	r 79.1	r 75.2
Djibouti	611	e 6.3	e 1.4	e 1.8	e 1.7	e 1.5	e 1.5	1.8	r 1.0	r 1.2	r 1.2	r 1.2	r 1.1
Egypt	469	e 1,182.4	e 317.5	e 338.3	e 148.8	e 396.0	e 524.7	420.5	r 105.8	r 107.9	r 101.2	r 108.6	r 102.0
Iran, I.R. of	429	e 78.7	e 19.9	e 22.0	e 21.6	e 25.1	e 21.1	200.9	r 47.3	r 45.9	r 42.0	r 45.1	r 43.3
Iraq	433	0.1	r 0.0	r 0.0	r 0.0	r 0.0	r 0.0
Jordan	439	e 41.4	e 11.2	e 13.9	e 14.6	e 13.9	e 11.1	136.1	r 24.8	r 46.0	r 76.7	r 40.3	r 20.2
Lebanon	446	e 515.6	e 193.0	e 4.6	e 34.6	e 85.2	e 34.2	153.4	r 36.4	r 37.3	r 42.5	r 42.9	r 39.8
Libya	672	e 0.3	e 0.1	e 0.1	e 0.1	e 0.1	e 0.1	0.5	r 0.0	r 0.0	r 0.0	r 0.0	r 0.0
Mauritania	682	e 0.1	e 0.0	e 0.0	e 0.0	e 0.0	e 0.0	0.0	r 0.0	r 0.0	r 0.0	r 0.0	r 0.0
Morocco	686	e 24.2	e 3.6	e 3.5	e 3.6	e 1.0	e 1.1	27.6	r 0.6	r 17.2	r 6.1	r 7.1	r 0.9
Oman	449	e 57.5	e 13.7	e 3.6	e 3.9	e 4.8	e 4.1	213.6	r 75.0	r 48.3	r 48.6	r 55.0	r 53.6
Pakistan	564	e 1,200.0	e 331.7	e 331.4	e 296.0	e 426.1	e 363.1	175.4	r 45.5	r 42.4	r 34.4	r 44.5	r 44.6
Qatar	453	e 164.0	e 36.4	e 31.4	e 58.9	e 113.6	e 71.5	93.4	r 4.9	r 12.6	r 20.7	r 13.8	r 6.6
Saudi Arabia	456	e 430.3	e 106.1	e 124.2	e 78.5	e 103.8	e 91.8	1,521.9	r 429.8	r 436.2	r 457.7	r 512.5	r 458.8
Somalia	726	0.2	r 0.1	r 0.1	r 0.1	r 0.1	r 0.1
Sudan	732	e 9.7	e 1.5	e 0.8	e 2.1	e 1.3	e 1.3	8.7	r 4.2	r 1.5	r 0.7	r 2.1	r 1.5
Syrian Arab Republic	463	e 16.5	e 4.5	e 4.3	e 4.4	e 5.1	e 4.6	21.2	r 5.7	r 5.4	r 4.8	r 5.0	r 4.7
Tunisia	744	e 16.8	e 3.4	e 3.6	e 4.3	e 4.5	e 6.0	20.8	r 3.3	r 9.1	r 6.1	r 7.4	r 6.9
United Arab Emirates	466	e 871.2	e 588.9	e 339.7	e 524.6	e 220.0	e 141.5	2,807.7	r 742.2	r 748.4	r 696.6	r 742.5	r 693.9
West Bank and Gaza	487	e 0.6	e 0.2	e 0.2	e 0.2	e 0.2	e 0.2	4.7	r 1.2	r 1.4	r 1.3	r 1.5	r 1.4
Yemen, Republic of	474	e 8.9	e 2.1	e 2.5	e 2.2	e 2.3	e 2.2	4.1	r 1.3	r 1.5	r 1.4	r 1.6	r 1.4
Sub-Saharan Africa	603	1,736.8	392.0	484.6	387.9	365.6	351.1	173.8	40.5	63.0	57.1	39.7	44.2
Angola	614	e 1.2	e 0.4	e 0.3	e 0.3	e 0.3	e 0.3	0.1	r 0.0	r 0.0	r 0.0	r 0.0	r 0.0
Benin	638	e 0.3	e 0.1	e 0.1	e 0.1	e 0.1	e 0.1	0.0	r 0.0	r 0.0	r 0.0	r 0.0	r 0.0
Botswana	616	e 0.0	0.0	r 0.1	r 0.1	r 0.1	r 0.1	r 0.1
Burkina Faso	748	e 5.3	e 1.6	e 1.8	e 1.7	e 1.7	e 1.7	0.0	r 0.0	r 0.0	r 0.0	r 0.0	r 0.0
Cameroon	622	e 0.5	e 0.3	e 0.4	e 0.4	e 0.4	e 0.4	0.4	r 0.1	r 0.1	r 0.1	r 0.1	r 0.1
Central African Rep.	626	0.1	r 0.0	r 0.0	r 0.0	r 0.0	r 0.0
Comoros	632	e 0.0	e 0.0	e 0.0	e 0.0	e 0.0	e 0.0	0.9	r 0.2	r 0.1	r 0.1	r 0.0	r 0.1

Kuwait (443)

In Millions of U.S. Dollars

		Exports (FOB)						Imports (CIF)					
		2016	2017Q1	2017Q2	2017Q3	2017Q4	2018Q1	2016	2017Q1	2017Q2	2017Q3	2017Q4	2018Q1
Congo, Republic of	634	e 0.0	e 0.0	e 0.0	e 0.0	e 0.0	e 0.0	0.6	r 0.1	r 0.1	r 0.1	r 0.1	r 0.1
Côte d'Ivoire	662	e 2.9	e 0.7	e 0.7	e 0.7	e 0.7	e 0.7	0.1	r 0.0	r 0.0	r 0.0	r 0.0	r 0.0
Eritrea	643	e 0.1	e 0.0	e 0.0	e 0.0	e 0.0	e 0.0	0.0	r 0.0	r 0.0	r 0.0	r 0.0	r 0.0
Ethiopia	644	e 958.7	e 219.2	e 276.9	e 204.5	e 226.8	e 178.5	2.8	r 1.1	r 1.2	r 1.2	r 1.3	r 1.2
Gabon	646	e 0.7	e 0.2	e 0.2	e 0.2	e 0.2	e 0.2	1.4	r 0.3	r 0.5	r 0.5	r 0.6	r 0.6
Ghana	652	e 2.9	e 0.8	e 1.0	e 1.1	e 1.1	e 0.9	1.6	r 0.4	r 0.4	r 0.3	r 0.3	r 0.3
Kenya	664	e 1.3	e 0.3	e 0.3	e 0.2	e 0.5	e 0.4	4.1	r 1.1	r 1.1	r 1.0	r 1.1	r 1.0
Lesotho	666	e 0.0	e 0.0	e 0.0	e 0.0	e 0.0	e 0.0	0.1	r 0.0	r 0.0	r 0.0	r 0.0	r 0.0
Madagascar	674	e 71.0	e 20.3	e 20.7	e 22.1	e 23.0	e 20.8	4.0	r 1.0	r 1.0	r 0.9	r 1.0	r 0.9
Malawi	676	e 25.0	e 6.6	e 7.9	e 7.9	e 7.3	e 6.1	0.1	r 0.0	r 0.0	r 0.0	r 0.0	r 0.0
Mali	678	0.1	r 0.0	r 0.1	r 0.1	r 0.1	r 0.1
Mauritius	684	e 0.6	e 0.1	e 0.2	e 0.2	e 0.0	e 0.3	3.1	r 0.0	r 1.2	r 1.0	r 0.5	r 0.3
Mozambique	688	e 0.0	e 0.4	e 0.3	e 0.4	e 0.4	e 0.4	1.5	r 0.4	r 0.5	r 0.5	r 0.6	r 0.6
Namibia	728	e 0.0	e 0.0	e 0.0	e 0.0	e 0.0	e 0.0	0.8	r 0.0	r 0.0	r 0.0	r 0.0	r 0.0
Niger	692	e 0.5	e 0.1	e 0.1	e 0.2	e 0.2	e 0.2	0.0	r 0.0	r 0.0	r 0.0	r 0.0	r 0.0
Nigeria	694	e 7.4	e 1.6	e 1.8	e 1.6	e 1.6	e 1.7	2.6	r 1.0	r 1.1	r 1.1	r 1.1	r 1.0
Rwanda	714	e 0.1	e 0.0	e 0.0	0.0	r 0.0	r 0.0	r 0.0	r 0.0	r 0.0
Senegal	722	e 1.1	e 0.2	e 0.1	e 0.2	e 0.7	e 0.3	0.0	r 0.0
Seychelles	718	e 0.0	e 0.0	e 0.0	e 0.0	e 0.0	e 0.0	0.1	r 0.0	r 0.0	r 0.0	r 0.0	r 0.0
Sierra Leone	724	e 0.1	e 0.0	e 0.0	e 0.0	e 0.0	e 0.0	0.1	r 0.0	r 0.0	r 0.0	r 0.1	r 0.0
South Africa	199	e 32.9	e 0.4	e 0.4	e 0.7	e 0.6	e 0.8	110.2	r 21.6	r 43.0	r 37.7	r 20.3	r 25.5
Swaziland	734	0.1	r 0.1	r 0.1	r 0.1	r 0.1	r 0.1
Tanzania	738	e 1.6	e 0.5	e 0.6	e 0.0	e 0.5	e 0.6	0.2	r 0.6	r 0.0	r 0.0	r 0.0	r 0.0
Togo	742	e 1.9	e 1.0	e 0.5	e 0.1	e 1.0	e 1.1	0.0	r 0.0	r 0.0	r 0.0	r 0.0	r 0.0
Uganda	746	e 0.4	e 0.2	e 0.2	e 0.1	e 0.0	e 0.1	0.3	r 0.6	r 0.6	r 0.6	r 0.6	r 0.6
Zambia	754	e 520.4	e 114.0	e 141.1	e 117.6	e 67.6	e 106.0	38.0	r 11.6	r 11.6	r 11.6	r 11.6	r 11.6
Zimbabwe	698	e 99.8	e 23.1	e 29.1	e 27.6	e 30.8	e 29.5	0.1	r 0.0	r 0.0	r 0.0	r 0.0	r 0.0
Western Hemisphere	205	310.1	101.7	29.8	19.4	27.7	130.1	652.2	229.0	219.0	131.8	158.5	217.8
Argentina	213	e 0.0	e 0.0	e 7.0	e 0.0	e 11.1	18.8	r 29.5	r 46.2	r 2.9	r 28.7	r 84.1
Aruba	314	e 0.0	0.5	r 0.1	r 0.1	r 0.1	r 0.1	r 0.1
Belize	339	0.1	r 0.0	r 0.0	r 0.0	r 0.0	r 0.0
Bolivia	218	e 0.0	e 0.0	0.4	r 0.0	r 0.3	r 0.0
Brazil	223	e 309.5	e 99.6	e 9.9	e 11.9	e 14.0	e 112.5	287.4	r 87.8	r 67.3	r 69.4	r 62.6	r 72.0
Chile	228	e 0.3	e 0.0	e 0.0	e 0.0	e 0.0	8.5	r 4.5	r 9.1	r 5.0	r 1.8	r 4.0
Colombia	233	e 0.1	e 0.0	e 0.0	e 0.0	10.2	r 2.1	r 1.3	r 0.9	r 1.0	r 2.9
Costa Rica	238	e 0.0	e 0.0	7.6	r 2.1	r 0.3	r 2.1	r 0.7	r 0.4
Dominica	321	1.0	r 0.0	r 0.1	r 0.0	r 0.1	r 0.0
Dominican Republic	243	e 0.0	e 0.0	e 0.0	e 0.0	e 0.0	e 0.0	5.8	r 1.8	r 1.9	r 1.8	r 1.9	r 1.8
Ecuador	248	e 0.0	e 0.0	e 0.0	e 0.0	e 0.1	14.7	r 3.7	r 4.5	r 8.9	r 6.5	r 7.6
El Salvador	253	0.5	r 0.2	r 0.2	r 0.2	r 0.7
Guatemala	258	e 0.0	8.7	r 5.3	r 1.8	r 1.1	r 4.5	r 3.5
Haiti	263	e 0.0	e 0.0	e 0.0	e 0.0	e 0.0	e 0.0	0.5	r 0.1	r 0.1	r 0.1	r 0.1	r 0.1
Honduras	268	e 0.0	1.1	r 0.3	r 0.3	r 0.3	r 0.3	r 0.3
Mexico	273	e 0.1	e 0.0	e 10.7	e 7.4	e 0.2	e 17.3	255.7	r 82.8	r 75.3	r 29.5	r 38.9	r 31.3
Nicaragua	278	0.5	r 0.1	r 0.1	r 0.1	r 0.1	r 0.1
Panama	283	0.1	r 0.0	r 0.0	r 0.0	r 0.0	r 0.0
Paraguay	288	21.7	r 6.2	r 6.7	r 6.4	r 7.0	r 6.4
Peru	293	e 0.1	e 0.0	e 0.0	e 0.0	e 0.0	e 0.0	4.2	r 0.6	r 1.2	r 0.6	r 2.2	r 1.7
Uruguay	298	e 2.0	e 2.2	e 2.3	e 0.2	4.2	r 1.8	r 2.4	r 2.1	r 1.7	r 0.7
Venezuela, Rep. Bol.	299	e 0.1	e 0.0	e 0.0	e 0.0	e 0.0	e 0.0	0.1	r 0.0	r 0.0	r 0.0	r 0.0	r 0.0
Other Countries n.i.e	910	0.6	0.1	0.1	0.1	0.1	0.1
Cuba	928	0.5	r 0.1	r 0.1	r 0.1	r 0.1	r 0.1
Korea, Dem. People's Rep.	954	0.1	r 0.1	r 0.1	r 0.1	r 0.1	r 0.1
Special Categories	899	8.7	r 1.4	r 1.0	r 0.7	r 0.7	r 0.9
Countries & Areas n.s.	898	28.3	r 11.8	r 13.3	r 12.9	r 13.5	r 11.7
Memorandum Items													
Africa	605	1,810.1	405.6	498.4	403.5	376.8	361.3	233.2	49.8	92.0	73.0	58.3	54.7
Middle East	405	3,490.9	1,315.3	901.9	913.5	995.1	937.1	5,884.7	1,549.4	1,567.7	1,566.6	1,648.0	1,500.8
European Union	998	3,439.6	1,038.2	1,137.1	1,269.6	989.2	885.7	7,081.7	1,897.9	1,777.3	2,007.2	2,131.5	2,152.5
Export earnings: fuel	080	1,763.5	795.6	548.0	719.7	501.9	365.5	5,281.6	1,415.6	1,409.6	1,393.4	1,499.9	1,387.6
Export earnings: nonfuel	092	40,019.4	11,984.4	10,823.5	10,991.2	13,415.4	14,696.2	25,714.9	6,793.9	7,112.9	6,694.6	7,419.0	7,039.2

Kyrgyz Republic (917)

In Millions of U.S. Dollars

		Exports (FOB)						Imports (CIF)					
		2016	2017Q1	2017Q2	2017Q3	2017Q4	2018Q1	2016	2017Q1	2017Q2	2017Q3	2017Q4	2018Q1
IFS World		1,503.0	425.8	3,962.9	883.1
World	001	1,424.4	516.9	430.5	314.9	526.0	455.0	3,873.9	931.6	1,082.7	1,384.2	1,106.0	1,059.8
Advanced Economies	110	713.9	325.9	172.6	19.2	218.0	195.4	449.6	134.4	127.7	131.5	131.6	116.6
Euro Area	163	31.3	8.0	11.5	8.8	20.1	16.4	183.0	44.8	49.1	62.9	60.2	58.6
Austria	122	0.0	r 0.0	r 0.0	r 1.1	r 0.2	r 0.0	8.0	r 1.4	r 1.1	r 2.5	r 2.4	r 1.4
Belgium	124	10.9	r 3.6	r 6.4	r 3.5	r 7.6	r 1.5	9.6	r 3.7	r 2.9	r 2.0	r 1.7	r 3.7
Cyprus	423	0.0	0.4	r 0.2	r 0.0	r 0.0	r 0.5	r 0.0
Estonia	939	0.2	r 0.0	r 0.4	r 0.2	r 0.0	r 0.0	0.7	r 0.1	r 0.1	r 0.3	r 0.1	r 0.1
Finland	172	0.1	r 0.0	r 0.0	r 0.0	2.6	r 0.6	r 1.4	r 0.6	r 1.0	r 0.9
France	132	1.4	r 0.1	r 0.3	r 0.2	r 0.1	r 0.0	21.8	r 6.3	r 5.6	r 9.4	r 5.5	r 8.0
Germany	134	6.4	r 1.3	r 0.9	r 0.8	r 1.4	r 1.3	62.4	r 12.9	r 16.3	r 16.5	r 21.8	r 19.6
Greece	174	0.0	1.6	r 0.4	r 0.2	r 1.1	r 0.9	r 0.1
Ireland	178	0.0	r 0.0	r 0.0	r 0.0	r 0.0	r 0.0	1.3	r 0.9	r 0.1	r 0.1	r 0.3	r 0.0
Italy	136	0.4	r 0.0	r 0.0	r 0.0	r 0.5	r 0.0	25.4	r 5.6	r 5.5	r 9.8	r 6.3	r 7.9
Latvia	941	3.0	r 0.8	r 0.6	r 0.7	r 0.5	r 0.9	5.6	r 2.2	r 2.3	r 1.4	r 1.1	r 1.6
Lithuania	946	7.5	r 1.6	r 2.3	r 2.0	r 9.5	r 11.7	8.1	r 3.3	r 5.7	r 9.6	r 8.9	r 6.6
Luxembourg	137	r 0.0	r 0.0	r 0.0	0.7	r 0.0	r 0.1	r 0.0	r 0.0	r 0.3
Malta	181	e 0.0	0.4	r 0.7	r 0.9
Netherlands	138	1.2	r 0.5	r 0.3	r 0.1	r 0.3	r 0.8	11.4	r 2.8	r 1.8	r 3.0	r 3.3	r 2.7
Portugal	182	0.0	0.8	r 0.1	r 0.4	r 0.2	r 0.1	r 0.2
Slovak Republic	936	0.0	r 0.1	1.4	r 0.1	r 0.2	r 0.2	r 0.3	r 0.2
Slovenia	961	0.1	r 0.0	r 0.0	r 0.1	10.6	r 2.7	r 2.7	r 2.8	r 3.4	r 3.0
Spain	184	0.1	r 0.1	r 0.1	r 0.0	r 0.0	r 0.1	9.9	r 1.7	r 2.6	r 2.7	r 2.5	r 1.5
Australia	193	0.1	r 0.0	r 0.0	r 0.1	r 0.3	r 0.0	1.4	r 0.5	r 1.1	r 1.9	r 1.5	r 1.0
Canada	156	0.5	r 0.6	r 0.2	r 0.5	r 0.4	r 0.4	10.5	r 1.6	r 2.0	r 1.5	r 1.0	r 2.4
China,P.R.: Hong Kong	532	0.5	r 0.7	r 0.5	r 0.5	r 0.3	r 1.7	0.2	r 0.1	r 0.1	r 0.2	r 0.1	r 0.1
Czech Republic	935	0.1	r 0.0	r 0.4	r 0.0	r 0.0	r 0.3	7.4	r 1.1	r 6.9	r 2.4	r 1.5	r 1.8
Denmark	128	0.0	r 0.0	r 0.0	r 0.0	r 0.0	r 0.0	6.8	r 0.4	r 0.8	r 0.9	r 1.5	r 0.7
Israel	436	0.0	r 0.0	r 0.0	r 0.0	r 0.0	r 0.0	2.4	r 0.3	r 1.3	r 0.2	r 0.8
Japan	158	0.3	r 0.2	r 0.0	r 0.0	r 0.0	r 0.0	19.0	r 4.3	r 8.9	r 14.3	r 6.9	r 5.8
Korea, Republic of	542	0.5	r 0.1	r 0.1	r 0.0	r 0.3	r 0.1	26.0	r 10.8	r 10.7	r 13.1	r 11.7	r 10.2
New Zealand	196	r 0.0	r 0.0	r 0.0	r 0.0	r 0.0	0.2	r 0.0	r 0.0	r 0.0	r 0.0
Norway	142	r 0.0	r 0.0	r 0.0	r 0.0	r 0.0	2.2	r 0.4	r 0.3	r 0.3	r 1.0	r 0.7
Singapore	576	0.0	r 0.0	r 0.1	r 0.0	r 0.0	r 0.0	8.7	r 0.4	r 0.5	r 0.3	r 0.2	r 0.2
Sweden	144	0.0	r 0.0	r 0.0	r 0.0	r 0.0	r 0.0	5.1	r 0.4	r 0.6	r 1.5	r 2.7	r 1.5
Switzerland	146	648.0	r 316.0	r 158.9	r 8.8	r 5.5	r 0.6	11.7	r 9.1	r 1.2	r 4.4	r 3.6	r 3.8
Taiwan Prov.of China	528	0.2	r 0.1	r 0.1	r 0.1	r 0.2	r 0.2	2.2	r 0.3	r 0.4	r 0.6	r 0.3	r 0.4
United Kingdom	112	32.0	r 0.1	r 0.3	r 0.2	r 190.6	r 175.4	9.2	r 5.2	r 3.4	r 2.9	r 3.1	r 2.5
United States	111	0.4	r 0.1	r 0.5	r 0.2	r 0.2	r 0.2	153.6	r 54.5	r 40.3	r 24.1	r 36.2	r 26.1
Emerg. & Dev. Economies	200	710.2	191.0	257.7	295.6	307.6	259.4	3,423.5	797.2	955.0	1,252.7	974.4	943.2
Emerg. & Dev. Asia	505	85.4	37.5	25.7	17.1	21.1	21.4	1,538.8	306.5	369.6	573.1	326.4	367.0
Bangladesh	513	0.1	r 0.0	r 0.0	r 0.0	r 0.0	r 0.0	1.3	r 0.6	r 0.8	r 0.8	r 0.8	r 0.8
Cambodia	522	0.0	0.2	r 0.1	r 0.1	r 0.1	r 0.1	r 0.1
China,P.R.: Mainland	924	79.7	r 36.7	r 24.0	r 16.5	r 20.2	r 20.4	1,465.0	r 286.5	r 348.1	r 549.5	r 309.6	r 343.9
F.T. French Polynesia	887	27.1	r 6.0	r 6.7	r 10.2	r 6.1	r 6.7
India	534	2.3	r 0.2	r 1.1	r 0.0	r 0.0	r 0.0	22.7	r 8.7	r 9.4	r 6.2	r 4.3	r 6.5
Indonesia	536	0.0	r 0.0	r 0.0	r 0.0	r 0.0	r 0.0	4.5	r 0.6	r 0.3	r 0.4	r 0.5	r 1.3
Malaysia	548	0.1	r 0.0	r 0.0	r 0.0	r 0.0	r 0.0	4.0	r 0.6	r 0.9	r 2.0	r 1.2	r 1.3
Mongolia	948	2.4	r 0.4	r 0.4	r 0.4	r 0.5	r 0.7	0.5	r 0.2	r 0.1	r 0.0
Nauru	836	r 0.0	r 0.1	r 0.1	r 0.0	r 0.1
Philippines	566	0.5	0.9	r 0.3	r 1.0	r 2.9
Sri Lanka	524	r 0.0	r 0.0	1.8	r 0.3	r 0.5	r 0.3	r 0.4	r 0.7
Thailand	578	0.0	r 0.0	r 0.0	r 0.0	r 0.0	3.2	r 1.2	r 0.9	r 0.8	r 0.8	r 0.9
Vietnam	582	0.2	r 0.1	r 0.1	r 0.1	r 0.3	r 0.3	3.1	r 0.6	r 0.7	r 1.1	r 0.6	r 0.7
Asia n.s.	598	4.4	r 1.0	r 1.0	r 1.6	r 0.9	r 1.0
Europe	170	565.3	147.9	216.6	256.3	277.1	227.9	1,842.5	480.2	576.5	667.9	637.5	565.1
Emerg. & Dev. Europe	903	108.9	33.3	35.6	53.9	27.3	26.3	238.6	71.5	67.2	79.8	70.0	70.7
Albania	914	r 0.0	r 0.2	r 0.0	0.0	r 0.0	r 0.0	r 0.0
Bosnia and Herzegovina	963	0.4	r 0.0	r 0.0	r 0.0	r 0.3	r 0.1	0.0	r 0.1	r 0.0	r 0.0	r 0.0
Bulgaria	918	4.5	r 0.8	r 0.2	r 0.2	r 2.6	r 1.5	3.8	r 2.9	r 1.0	r 1.5	r 4.1	r 4.4

Kyrgyz Republic (917)

In Millions of U.S. Dollars

		Exports (FOB)						Imports (CIF)					
		2016	2017Q1	2017Q2	2017Q3	2017Q4	2018Q1	2016	2017Q1	2017Q2	2017Q3	2017Q4	2018Q1
Croatia	960	0.1	r 0.0	r 0.0	r 0.0	r 0.0	r 0.0	0.4	r 0.0	r 0.0	r 0.1	r 0.2	r 0.0
Hungary	944	0.2	r 0.0	r 0.0	r 0.0	r 0.0	10.0	r 1.6	r 1.8	r 1.7	r 2.4	r 2.9
Kosovo	967	e 2.6	e 0.7	e 0.7	e 0.2	e 1.7	e 1.6	e 0.0
Macedonia, FYR	962	2.1	r 0.6	r 0.3	r 0.5	r 1.0	r 0.5	0.4	r 0.6	r 0.2
Montenegro	943	0.6	r 0.0	r 0.1	r 0.0	r 0.3	r 0.2
Poland	964	1.8	r 0.4	r 0.5	r 0.3	r 0.8	r 0.9	15.2	r 4.0	r 5.7	r 5.4	r 7.6	r 5.3
Romania	968	2.3	r 0.1	r 0.2	r 0.1	r 0.1	r 0.1	5.5	r 1.0	r 1.0	r 2.1	r 0.9	r 0.4
Serbia, Republic of	942	4.4	r 1.8	r 0.9	r 1.0	r 2.3	r 2.0	12.6	r 4.1	r 4.9	r 4.8	r 3.6	r 0.3
Turkey	186	90.0	r 28.8	r 32.8	r 51.5	r 18.1	r 19.4	190.8	r 57.8	r 52.2	r 64.0	r 50.9	r 57.3
CIS	901	456.4	114.6	181.1	202.4	249.8	201.6	1,603.9	408.7	509.3	588.0	567.5	494.4
Armenia	911	0.0	r 0.0	r 0.0	r 0.0	1.0	r 0.2	r 0.1	r 0.1	r 0.1	r 0.0
Azerbaijan, Rep. of	912	0.7	r 0.2	r 0.2	r 0.2	r 0.5	r 0.6	6.6	r 0.0	r 0.1	r 0.2	r 0.1	r 0.1
Belarus	913	0.9	r 1.8	r 2.4	r 2.7	r 1.7	r 2.2	35.2	r 9.3	r 24.6	r 32.2	r 17.1	r 19.6
Georgia	915	2.5	r 0.5	r 0.4	r 0.2	r 1.0	r 0.6	3.9	r 1.0	r 1.0	r 0.9	r 1.2	r 0.8
Kazakhstan	916	151.2	r 49.2	r 77.1	r 87.8	r 80.7	r 59.3	635.5	r 118.7	r 147.2	r 153.8	r 166.2	r 168.4
Moldova	921	0.1	r 0.0	r 0.1	r 0.1	r 0.2	r 0.2	1.5	r 0.2	r 0.3	r 0.6	r 0.4	r 0.5
Russian Federation	922	145.2	r 31.7	r 49.8	r 78.7	r 101.5	r 77.4	799.8	r 243.0	r 282.5	r 321.4	r 333.4	r 255.5
Tajikistan	923	21.8	r 4.1	r 6.7	r 4.4	r 9.1	r 9.2	6.4	r 2.5	r 3.3	r 5.5	r 3.2	r 3.4
Turkmenistan	925	5.7	r 1.0	r 1.5	r 0.9	r 1.6	4.4	r 0.1	r 0.1	r 0.2	r 0.1
Ukraine	926	3.2	r 0.5	r 1.9	r 0.6	r 0.6	r 0.3	39.8	r 5.2	r 12.8	r 11.5	r 9.3	r 8.3
Uzbekistan	927	125.1	r 25.5	r 41.0	r 26.8	r 52.9	r 51.9	69.8	r 28.4	r 37.3	r 61.6	r 36.3	r 37.7
Mid East, N Africa, Pak	440	59.1	5.5	15.0	22.2	9.5	10.0	18.2	7.0	6.3	9.5	8.4	9.0
Afghanistan, I.R. of	512	8.2	r 0.3	r 0.6	r 0.5	r 1.2	r 1.1	0.1	r 0.0	r 0.1	r 0.1	r 0.1	r 0.1
Djibouti	611	1.0	r 0.1	r 0.2	r 0.2	r 0.5	r 0.4
Egypt	469	0.0	r 0.0	r 0.0	r 0.0	r 0.0	r 0.0	3.2	r 1.6	r 1.9	r 2.1	r 2.1	r 2.0
Iran, I.R. of	429	8.1	r 1.9	r 3.4	r 2.3	r 5.0	r 4.6	6.6	r 1.8	r 2.1	r 3.3	r 1.9	r 2.0
Iraq	433	3.5	r 0.1	r 0.2	r 0.2	r 0.9	r 1.4	0.0
Jordan	439	0.6	r 2.3	r 0.4	r 1.3	0.3	r 0.1	r 0.3	r 0.3	r 0.0
Kuwait	443	0.1	r 0.0	r 0.0	r 0.0	r 0.0	r 0.0	0.1
Morocco	686	0.3	r 0.1	r 0.1	r 0.0	r 0.1
Pakistan	564	0.3	r 0.2	r 0.0	r 0.0	r 0.0	r 0.2	3.3	r 1.9	r 0.1	r 0.4	r 2.0	r 2.7
Saudi Arabia	456	0.6	r 0.2	r 0.1	r 0.1	r 0.2	r 0.1	0.3	r 0.0	r 0.1	r 0.0	r 0.1
Sudan	732	0.2	r 0.0	r 0.0	r 0.0	r 0.0	r 0.0
United Arab Emirates	466	36.4	r 2.7	r 8.2	r 18.8	r 1.0	r 0.8	3.8	r 1.4	r 2.0	r 3.3	r 2.0	r 2.1
Middle East n.s.	489	0.1	r 0.0	r 0.0	r 0.0	r 0.0	r 0.0
Sub-Saharan Africa	603	0.3	0.0	0.3	0.0	0.0	0.0	2.6	0.7	0.7	0.7	0.5	0.6
Chad	628	0.2
Kenya	664	2.0	r 0.3	r 0.2	r 0.1	r 0.2	r 0.2
South Africa	199	0.1	r 0.0	r 0.3	r 0.0	r 0.0	r 0.0	0.6	r 0.4	r 0.5	r 0.6	r 0.3	r 0.3
Zambia	754	e 0.0	e 0.0	e 0.0	0.0	r 0.0	r 0.0	r 0.0	r 0.0	r 0.1
Western Hemisphere	205	0.1	0.0	0.0	0.0	0.0	0.0	21.5	2.7	1.9	1.6	1.6	1.5
Anguilla	312	0.1	r 0.0	r 0.0	r 0.0	r 0.0	r 0.0
Argentina	213	r 0.0	r 0.0	0.4	r 0.9	r 0.3
Brazil	223	13.9	r 0.4	r 0.1	r 0.1	r 0.1
Chile	228	r 0.0	r 0.0	r 0.0	r 0.0	0.2	r 0.0	r 0.0	r 0.0	r 0.0	r 0.0
Colombia	233	r 0.0	0.1	r 0.0	r 0.0	r 0.0	r 0.0
Costa Rica	238	0.0	0.1	r 0.0	r 0.0	r 0.0	r 0.0	r 0.0
Ecuador	248	1.1	r 0.3	r 0.3	r 0.3	r 0.3	r 0.3
Mexico	273	0.0	r 0.0	r 0.0	r 0.0	r 0.0	r 0.0	5.1	r 1.1	r 1.1	r 1.1	r 1.1	r 1.1
Panama	283	0.1	r 0.0	r 0.0	r 0.0	r 0.0	r 0.0
Peru	293	0.2	r 0.0	r 0.0	r 0.0	r 0.0	r 0.0
Western Hem. n.s.	399	0.1	r 0.0	r 0.0	r 0.0	r 0.0	r 0.0
Countries & Areas n.s.	898	0.3	r 0.1	r 0.2	r 0.1	r 0.4	r 0.3	0.7
Memorandum Items													
Africa	605	1.6	0.1	0.5	0.2	0.5	0.4	3.0	0.8	0.8	0.7	0.5	0.7
Middle East	405	49.4	5.0	14.2	21.5	7.8	8.3	14.5	5.0	6.1	9.0	6.3	6.2
European Union	998	72.4	9.5	13.0	9.5	214.1	194.6	246.4	61.5	70.4	81.5	84.2	78.2
Export earnings: fuel	080	351.8	87.1	140.4	189.0	191.6	144.3	1,458.3	365.4	434.4	482.4	504.0	428.5
Export earnings: nonfuel	092	1,072.6	429.8	290.1	125.9	334.4	310.8	2,415.6	566.2	648.3	901.8	602.0	631.4

Lao People's Democratic Republic (544)

In Millions of U.S. Dollars

		Exports (FOB)						Imports (CIF)					
		2016	2017Q1	2017Q2	2017Q3	2017Q4	2018Q1	2016	2017Q1	2017Q2	2017Q3	2017Q4	2018Q1
IFS World	
World	001	4,169.2	1,103.0	1,232.4	1,218.0	1,441.6	1,478.9	6,404.1	1,661.7	1,674.8	1,662.7	2,047.0	1,903.7
Advanced Economies	110	541.4	131.5	134.0	171.7	159.5	184.4	532.6	132.2	106.3	163.7	189.7	157.3
Euro Area	163	162.5	45.1	42.1	69.1	47.9	51.4	119.3	37.8	18.3	61.3	60.9	44.4
Austria	122	e 0.3	e 0.0	e 0.1	e 0.1	e 0.0	e 0.0	e 10.3	e 5.9	e 0.4	e 30.1	e 22.4	e 11.9
Belgium	124	e 17.8	e 2.3	e 1.2	e 3.9	e 2.7	e 3.7	e 28.0	e 5.9	e 6.1	e 6.2	e 5.1	e 6.0
Finland	172	e 0.1	e 0.0	e 0.0	e 0.0	e 0.0	e 0.0	e 2.1	e 0.2	e 0.1	e 7.8	e 6.4	e 1.1
France	132	e 15.7	e 4.8	e 3.3	e 4.7	e 3.8	e 4.7	e 12.6	e 1.9	e 3.3	e 3.2	e 3.5	e 2.7
Germany	134	e 75.2	e 18.7	e 19.6	e 23.3	e 20.0	e 24.9	e 37.3	e 8.7	e 4.6	e 8.9	e 14.0	e 12.8
Greece	174	e 0.0	e 0.1	e 0.0	e 0.1	e 0.4	e 0.0	e 0.0
Ireland	178	e 0.9	e 0.1	e 0.2	e 0.4	e 0.2	e 0.0	e 4.3	e 0.5	e 0.3	e 0.7	e 3.5	e 2.4
Italy	136	e 28.8	e 3.1	e 4.9	e 8.0	e 5.7	e 4.1	e 15.5	e 13.1	e 2.1	e 2.2	e 2.2	e 2.9
Latvia	941	e 0.1	e 0.0	e 0.2	e 0.1	e 0.1	e 0.0	e 0.0	e 0.4
Luxembourg	137	e 0.0	e 0.0	e 0.0	e 0.0	e 0.1	e 0.0	e 0.1	e 0.0	e 0.1	e 0.1
Netherlands	138	e 17.4	e 15.0	e 11.5	e 12.1	e 13.7	e 12.4	e 5.0	e 1.2	e 1.0	e 1.2	e 1.7	e 0.5
Portugal	182	e 2.4	e 0.3	e 0.7	e 14.9	e 1.1	e 0.1	e 0.4	e 0.0	e 0.0	e 0.0
Slovak Republic	936	e 0.0	e 0.0	e 0.0	e 0.0	e 0.1
Slovenia	961	e 0.0	e 0.0	e 0.5	e 0.0	e 0.0	e 0.2	e 1.4
Spain	184	e 3.8	e 0.7	e 0.6	e 1.6	e 0.7	e 1.3	e 2.5	e 0.3	e 0.2	e 0.9	e 1.8	e 2.0
Australia	193	e 8.0	e 1.4	e 4.1	e 2.8	e 3.6	e 3.2	e 17.6	e 4.7	e 4.3	e 4.9	e 6.5	e 5.6
Canada	156	e 19.3	e 4.4	e 4.9	e 6.3	e 8.7	e 11.9	e 9.2	e 2.7	e 0.9	e 0.4	e 1.0	e 0.5
China,P.R.: Hong Kong	532	e 4.7	e 0.7	e 1.2	e 0.8	e 1.4	e 1.4	e 20.5	e 4.5	e 4.3	e 5.2	e 9.1	e 5.2
China,P.R.: Macao	546	e 0.2	e 0.1	e 0.2	e 0.3	e 0.3	e 0.5	e 0.0
Czech Republic	935	e 0.6	e 0.1	e 0.0	e 0.0	e 0.0	e 6.2	e 3.3	e 13.6	e 12.7	e 14.2	e 7.3
Denmark	128	e 14.2	e 4.3	e 3.8	e 4.6	e 4.7	e 5.1	e 1.4	e 0.4	e 0.3	e 0.4	e 0.3	e 0.5
Iceland	176	e 0.1	e 0.1	e 0.1	e 0.0	e 0.0	e 0.0
Israel	436	e 0.0	e 0.5
Japan	158	e 108.7	e 30.4	e 30.9	e 36.1	e 43.4	e 38.5	e 124.1	e 18.3	e 21.3	e 39.5	e 44.1	e 49.1
Korea, Republic of	542	e 23.1	e 5.2	e 6.8	e 6.3	e 6.7	e 8.7	e 136.9	e 35.3	e 25.9	e 14.8	e 24.7	e 23.8
New Zealand	196	e 5.4	e 0.6	e 0.4	e 0.6	e 0.4	e 0.3	e 0.7	e 0.2	e 0.3	e 0.5	e 0.2	e 0.2
Norway	142	e 1.6	e 0.4	e 0.4	e 0.4	e 0.4	e 0.3	e 0.1	e 0.1	e 0.0	e 0.0	e 0.2	e 0.1
Singapore	576	e 5.0	e 0.7	e 1.2	e 2.0	e 2.2	e 2.4	e 46.5	e 9.6	e 6.6	e 8.1	e 9.4	e 8.6
Sweden	144	e 18.0	e 6.0	e 5.2	e 8.9	e 6.0	e 3.5	e 0.3	e 0.1	e 0.1	e 5.3	e 3.6	e 2.3
Switzerland	146	e 53.9	e 1.5	e 1.6	e 2.8	e 2.1	e 21.0	e 4.4	e 1.3	e 0.8	e 0.9	e 1.7	e 1.2
Taiwan Prov.of China	528	e 16.2	e 1.6	e 1.7	e 1.7	e 1.9	e 1.7	e 4.1	e 1.5	e 1.7	e 1.9	e 2.0	e 1.8
United Kingdom	112	e 48.0	e 6.3	e 6.5	e 7.7	e 5.3	e 5.7	e 8.0	e 3.5	e 1.4	e 3.8	e 3.9	e 3.0
United States	111	e 51.9	e 22.4	e 22.9	e 21.1	e 24.4	e 28.8	e 32.7	e 8.9	e 6.5	e 4.0	e 7.9	e 3.8
Emerg. & Dev. Economies	200	3,627.8	971.5	1,098.4	1,046.3	1,282.1	1,294.5	5,871.5	1,529.6	1,568.6	1,499.0	1,857.3	1,746.4
Emerg. & Dev. Asia	505	3,583.5	961.8	1,072.4	1,035.2	1,268.5	1,282.2	5,843.4	1,526.7	1,562.9	1,489.3	1,847.2	1,739.2
Bangladesh	513	e 0.0	e 0.1	e 0.9	e 0.3
Cambodia	522	e 20.3	e 5.6	e 5.8	e 5.7	e 6.4	e 6.4	e 6.0	e 1.6	e 1.4	e 2.0	e 1.6	e 1.9
China,P.R.: Mainland	924	e 1,267.5	e 346.4	e 343.1	e 283.0	e 448.8	e 483.2	e 1,071.3	e 336.6	e 371.2	e 325.5	e 477.9	e 347.5
Fiji	819	e 0.0	e 0.0	e 0.0	e 0.0	e 0.0	e 0.5
India	534	e 162.2	e 90.8	e 58.2	e 50.9	e 34.7	e 15.3	e 25.4	e 6.3	e 4.7	e 4.5	e 9.5	e 7.7
Indonesia	536	e 4.0	e 4.7	e 2.6	e 3.1	e 10.9	e 7.6	e 6.2	e 1.2	e 0.8	e 0.6	e 1.9	e 1.3
Malaysia	548	e 11.7	e 0.3	e 1.1	e 1.9	e 2.0	e 1.9	e 19.7	e 4.8	e 4.0	e 3.2	e 3.3	e 3.4
Maldives	556	e 0.1	e 0.0	e 0.0	e 0.0	e 0.0	e 0.0
Myanmar	518	e 0.2	e 0.4	e 0.3	e 0.4	e 0.4	e 0.4	e 0.0	e 0.0	e 0.0	e 0.0	e 0.0	e 0.0
Philippines	566	e 2.5	e 0.4	e 0.1	e 0.0	e 2.0	e 1.0	e 0.7	e 0.4	e 0.4	e 0.2	e 0.4	e 0.6
Sri Lanka	524	e 7.1	e 0.0	e 0.2	e 0.0	e 2.3	e 0.2	e 0.0	e 0.0	e 0.0
Thailand	578	e 1,780.4	e 417.7	e 544.8	e 555.2	e 597.9	e 622.9	e 4,204.6	e 1,048.9	e 1,015.0	e 968.2	e 1,146.6	e 1,183.2
Vietnam	582	e 327.5	e 95.5	e 116.4	e 133.9	e 165.4	e 143.0	e 506.4	e 126.9	e 165.1	e 185.0	e 206.0	e 193.6
Europe	170	31.9	1.8	19.4	2.8	6.4	4.5	24.4	2.1	4.6	7.8	8.3	2.7
Emerg. & Dev. Europe	903	4.9	1.4	19.1	1.4	2.3	2.2	5.4	0.9	2.0	1.6	6.0	0.9
Bulgaria	918	e 0.0	e 0.5	e 0.0	e 0.1	e 0.0	e 0.0	e 0.1	e 0.0
Croatia	960	e 0.0	e 0.0	e 0.0	e 0.4	e 0.0	e 0.0	e 0.0	e 0.1	e 0.1
Hungary	944	e 0.0	e 0.0	e 0.0	e 0.0	e 0.1	e 0.0	e 1.2	e 0.0	e 2.9	e 0.1
Montenegro	943	e 0.0	e 0.0	e 0.2	e 0.0	e 0.0	e 0.0
Poland	964	e 0.0	e 0.6	e 18.1	e 0.2	e 0.0	e 0.4	e 1.6	e 0.0	e 2.0	e 0.7	e 1.7	e 0.2
Romania	968	e 2.8	e 0.0	e 0.7	e 0.5	e 0.1	e 0.2

Lao People's Democratic Republic (544)

In Millions of U.S. Dollars

		Exports (FOB)						Imports (CIF)					
		2016	2017Q1	2017Q2	2017Q3	2017Q4	2018Q1	2016	2017Q1	2017Q2	2017Q3	2017Q4	2018Q1
Serbia, Republic of	942	e 0.5	e 0.1	e 0.0	e 0.0	e 0.0	e 0.0
Turkey	186	e 1.4	e 0.6	e 0.9	e 1.2	e 1.6	e 1.3	e 2.4	e 0.1	e 0.1	e 0.2	e 1.1	e 0.4
CIS	901	27.1	0.4	0.3	1.4	4.0	2.3	19.1	1.3	2.5	6.2	2.3	1.8
Belarus	913	e 0.0	e 0.0	e 0.0	e 0.0	e 0.0	e 0.0	e 2.6	e 0.1
Kazakhstan	916	e 0.1	e 0.0	e 0.0	e 0.0	e 0.3	e 0.0
Russian Federation	922	e 26.3	e 0.4	e 0.3	e 0.8	e 3.4	e 2.2	e 13.9	e 1.3	e 2.5	e 6.0	e 2.3	e 1.8
Ukraine	926	e 0.7	e 0.5	e 0.3	e 2.5	e 0.1	e 0.0
Mid East, N Africa, Pak	440	7.1	6.4	5.0	6.0	5.1	3.7	1.4	0.3	0.3	0.4	0.2	0.2
Kuwait	443	e 0.3	e 0.1	e 0.0	e 0.0	e 0.0	e 0.0
Lebanon	446	e 0.1	e 0.0	e 0.0	e 0.0	e 0.1	e 0.0	e 0.0
Morocco	686	e 0.5	e 0.0	e 0.0	e 0.0
Pakistan	564	e 0.0	e 0.0	e 0.0	e 0.0	e 0.0	e 1.4	e 0.3	e 0.3	e 0.4	e 0.2	e 0.2
Qatar	453	e 0.1	e 0.1
Saudi Arabia	456	e 0.3	e 0.0	e 0.3	e 0.1	e 0.0	e 0.2
United Arab Emirates	466	e 5.9	e 6.3	e 4.6	e 5.8	e 4.9	e 3.2
Sub-Saharan Africa	603	1.8	0.6	0.7	0.6	1.0	1.0	0.6	0.0	0.1	0.1	0.1	0.0
Angola	614	e 0.1	e 0.0	e 0.0	e 0.0	e 0.0	e 0.0
Madagascar	674	e 0.4	e 0.1	e 0.1	e 0.1	e 0.1	e 0.1
Mauritius	684	e 0.1	e 0.0	e 0.1	e 0.1	e 0.0
Nigeria	694	e 0.8	e 0.2	e 0.2	e 0.2	e 0.2	e 0.2
South Africa	199	e 0.3	e 0.2	e 0.2	e 0.3	e 0.6	e 0.4	e 0.6	e 0.0	e 0.0	e 0.1	e 0.1	e 0.0
Togo	742	e 0.0	e 0.1
Western Hemisphere	205	3.5	0.9	0.8	1.7	1.1	3.2	1.6	0.4	0.7	1.4	1.4	4.2
Argentina	213	e 0.2	e 0.1	e 0.1	e 0.1	e 0.0	e 0.2	e 0.1	e 0.1	e 0.0	e 0.0	e 0.2	e 0.0
Belize	339	e 0.2	e 0.1
Brazil	223	e 0.6	e 0.1	e 0.1	e 0.4	e 0.3	e 0.3	e 0.7	e 0.6	e 0.3	e 0.7	e 0.7
Chile	228	e 0.0	e 0.0	e 0.0	e 0.1	e 0.0	e 0.0	e 0.4	e 0.2	e 0.1	e 0.9	e 0.1	e 0.3
Colombia	233	e 0.1	e 0.0	e 0.0	e 0.0	e 0.1	e 0.1	e 0.0	e 0.0	e 0.2
Costa Rica	238	e 0.0	e 0.0	e 0.0	e 0.0	e 0.0	e 0.0	e 0.1	e 0.3
Ecuador	248	e 0.2	e 0.0
Mexico	273	e 1.9	e 0.7	e 0.5	e 1.0	e 0.6	e 2.4	e 0.3	e 0.0	e 0.2	e 0.1	e 2.8
Peru	293	e 0.1	e 0.0	e 0.1	e 0.0	e 0.1	e 0.1
Memorandum Items													
Africa	605	2.3	0.6	0.7	0.6	1.0	1.0	0.6	0.0	0.1	0.1	0.1	0.0
Middle East	405	6.6	6.4	5.0	6.0	5.1	3.7	0.0
European Union	998	246.1	62.5	75.7	90.5	64.6	66.4	138.2	45.8	35.7	84.9	87.8	57.9
Export earnings: fuel	080	34.0	7.0	5.5	7.1	9.0	6.2	14.0	1.3	2.5	6.0	2.6	1.8
Export earnings: nonfuel	092	4,135.2	1,096.0	1,226.9	1,210.9	1,432.6	1,472.7	6,390.1	1,660.5	1,672.3	1,656.6	2,044.4	1,901.9

Latvia (941)

In Millions of U.S. Dollars

		Exports (FOB)						Imports (CIF)					
		2016	2017Q1	2017Q2	2017Q3	2017Q4	2018Q1	2016	2017Q1	2017Q2	2017Q3	2017Q4	2018Q1
IFS World		11,430.3	2,851.0	3,008.3	3,434.4	3,678.0	3,545.4	13,574.3	3,432.8	3,780.0	4,383.7	4,255.3	4,210.6
World	001	12,147.4	3,058.6	3,258.8	3,695.3	3,965.5	3,790.0	14,248.6	3,644.7	4,001.7	4,637.2	4,545.0	4,450.9
Advanced Economies	110	8,489.8	2,187.9	2,218.1	2,488.7	2,616.6	2,684.4	10,328.1	2,655.6	2,994.5	3,427.3	3,387.8	3,190.3
Euro Area	163	5,706.8	1,445.2	1,469.0	1,606.3	1,743.8	1,716.9	8,340.7	2,093.1	2,383.9	2,674.5	2,729.7	2,518.5
Austria	122	48.7	r 12.6	r 15.0	r 16.6	r 14.6	r 18.6	148.5	r 33.6	r 44.0	r 47.5	r 47.9	r 46.2
Belgium	124	137.1	r 47.6	r 39.6	r 52.0	r 56.6	r 49.0	253.9	r 67.0	r 72.1	r 73.8	r 71.3	r 84.1
Cyprus	423	28.4	r 2.6	r 3.9	r 2.9	r 4.4	r 3.0	12.6	r 4.1	r 2.9	r 3.7	r 3.8	r 3.4
Estonia	939	1,383.6	r 358.9	r 378.1	r 374.5	r 406.8	r 411.3	1,116.0	r 276.3	r 307.7	r 348.0	r 351.7	r 350.7
Finland	172	227.3	r 58.0	r 60.6	r 70.4	r 72.2	r 82.4	614.7	r 142.2	r 161.1	r 184.2	r 210.1	r 193.0
France	132	197.9	r 52.6	r 55.6	r 52.9	r 56.2	r 75.4	328.6	r 75.5	r 90.8	r 117.2	r 121.6	r 94.8
Germany	134	827.4	r 224.8	r 213.9	r 255.8	r 265.3	r 262.0	1,754.0	r 417.8	r 484.5	r 520.6	r 557.2	r 504.2
Greece	174	17.7	r 2.8	r 3.7	r 3.6	r 5.2	r 3.9	10.6	r 2.6	r 4.6	r 3.9	r 5.0	r 5.5
Ireland	178	32.1	r 8.2	r 12.2	r 10.2	r 12.2	r 11.4	59.1	r 43.3	r 12.4	r 49.5	r 22.8	r 20.6
Italy	136	160.8	r 44.3	r 46.2	r 50.2	r 59.7	r 62.6	529.2	r 137.0	r 158.0	r 178.9	r 192.9	r 152.1
Lithuania	946	2,088.3	r 482.3	r 512.2	r 562.6	r 609.7	r 566.8	2,411.5	r 612.5	r 748.5	r 821.7	r 788.3	r 743.8
Luxembourg	137	12.9	r 2.6	r 2.0	r 2.5	r 3.0	r 3.0	27.1	r 3.3	r 4.0	r 7.6	r 4.6	r 3.3
Malta	181	10.1	r 2.7	r 4.0	r 3.0	r 3.3	r 3.9	2.1	r 0.3	r 0.2	r 0.3	r 0.9	r 0.4
Netherlands	138	326.2	r 85.3	r 76.0	r 85.4	r 100.6	r 83.1	615.7	r 156.8	r 170.1	r 185.9	r 191.7	r 179.2
Portugal	182	21.3	r 9.6	r 4.4	r 4.7	r 6.1	r 7.0	27.8	r 12.5	r 7.0	r 10.1	r 7.3	r 5.9
Slovak Republic	936	55.0	r 11.6	r 13.2	r 19.1	r 14.6	r 17.2	164.0	r 35.8	r 33.6	r 39.9	r 49.4	r 39.3
Slovenia	961	11.2	r 2.9	r 3.1	r 3.8	r 3.6	r 4.4	43.5	r 9.2	r 11.5	r 11.2	r 14.2	r 10.9
Spain	184	120.6	r 36.0	r 25.2	r 36.2	r 49.8	r 52.0	221.9	r 63.2	r 70.7	r 70.5	r 89.2	r 81.2
Australia	193	12.5	r 3.7	r 3.3	r 4.6	r 4.9	r 5.7	1.2	r 0.3	r 0.3	r 0.5	r 0.6	r 0.5
Canada	156	23.5	r 5.9	r 4.7	r 8.5	r 10.0	r 6.1	55.2	r 95.7	r 97.0	r 155.1	r 29.2	r 83.7
China,P.R.: Hong Kong	532	27.3	r 9.3	r 10.8	r 8.5	r 5.5	r 6.7	16.3	r 5.0	r 3.8	r 3.9	r 5.2	r 3.5
Czech Republic	935	160.6	r 43.2	r 49.3	r 50.3	r 61.9	r 48.9	286.5	r 56.4	r 69.8	r 72.9	r 75.4	r 54.0
Denmark	128	531.0	r 149.4	r 122.3	r 128.0	r 153.1	r 183.6	309.2	r 89.0	r 94.7	r 97.3	r 93.8	r 111.5
Iceland	176	21.3	r 6.4	r 8.5	r 9.4	r 6.7	r 6.7	5.4	r 3.2	r 0.8	r 0.7	r 0.7	r 4.7
Israel	436	29.2	r 9.2	r 10.8	r 9.9	r 10.8	r 9.3	10.9	r 3.2	r 3.4	r 4.8	r 3.2	r 4.1
Japan	158	53.9	r 13.2	r 14.7	r 14.7	r 13.4	r 15.1	21.1	r 5.1	r 6.1	r 7.8	r 6.6	r 6.6
Korea, Republic of	542	54.3	r 14.9	r 17.2	r 19.3	r 17.4	r 16.4	26.2	r 8.0	r 5.8	r 9.2	r 6.2	r 4.8
New Zealand	196	4.4	r 1.7	r 1.6	r 2.2	r 1.6	r 3.2	3.5	r 0.5	r 0.6	r 1.1	r 0.7	r 0.5
Norway	142	272.4	r 71.6	r 67.2	r 79.4	r 80.9	r 84.3	48.5	r 13.2	r 12.8	r 16.0	r 19.2	r 20.7
San Marino	135	0.0	r 0.0	r 0.0	0.1	r 0.0	r 0.0	r 0.0	r 0.1	r 0.1
Singapore	576	21.9	r 6.9	r 6.4	r 3.6	r 2.3	r 2.4	4.7	r 3.3	r 4.9	r 2.0	r 1.8	r 1.4
Sweden	144	688.6	r 179.5	r 192.1	r 202.7	r 226.5	r 253.9	514.7	r 109.4	r 122.4	r 135.0	r 146.0	r 146.1
Switzerland	146	50.3	r 9.8	r 10.4	r 13.1	r 12.6	r 11.8	140.5	r 29.2	r 24.5	r 25.8	r 34.7	r 22.8
Taiwan Prov.of China	528	6.2	r 1.6	r 1.5	r 1.5	r 1.6	r 2.0	81.4	r 22.5	r 23.7	r 26.7	r 21.2	r 21.1
United Kingdom	112	642.9	r 151.5	r 162.6	r 182.1	r 177.7	r 181.7	348.2	r 92.1	r 101.9	r 132.0	r 141.8	r 115.9
United States	111	182.6	r 64.8	r 65.6	r 144.6	r 86.0	r 129.7	113.8	r 26.2	r 38.1	r 61.9	r 71.7	r 69.9
Emerg. & Dev. Economies	200	3,609.4	858.2	1,024.0	1,189.8	1,329.5	1,088.4	3,920.3	989.1	1,007.2	1,209.9	1,157.2	1,260.6
Emerg. & Dev. Asia	505	204.6	55.0	47.0	68.9	66.0	72.8	647.9	184.6	171.0	204.1	193.7	236.3
Bangladesh	513	1.7	r 0.6	r 0.9	r 1.4	r 0.7	r 1.9	1.7	r 0.6	r 0.4	r 0.5	r 0.2	r 0.2
Cambodia	522	0.2	r 0.1	r 0.1	r 0.0	r 0.1	r 0.1	1.9	r 0.8	r 0.2	r 0.4	r 0.2	r 0.2
China,P.R.: Mainland	924	134.7	r 38.0	r 29.2	r 44.7	r 49.9	r 49.8	445.3	r 119.8	r 108.5	r 141.0	r 128.5	r 156.7
F.T. French Polynesia	887	0.1	r 0.0	r 0.0	r 0.0	r 0.0	r 0.0
F.T. New Caledonia	839	0.0	r 0.0	r 0.0	r 0.0	r 0.1	r 0.1
India	534	33.1	r 6.7	r 6.8	r 10.4	r 3.9	r 8.6	46.6	r 22.2	r 22.5	r 14.9	r 17.7	r 24.1
Indonesia	536	1.0	r 0.6	r 0.3	r 1.9	r 3.7	r 3.7	3.7	r 1.0	r 0.9	r 1.0	r 1.2	r 1.1
Lao People's Dem.Rep	544	0.2	r 0.0	r 0.1	r 0.0	r 0.0	r 0.4	0.1	r 0.0
Malaysia	548	8.0	r 1.7	r 2.9	r 2.7	r 1.8	r 1.2	10.9	r 5.7	r 3.2	r 5.3	r 3.6	r 4.7
Maldives	556	0.3	r 0.0	r 0.0	r 0.1	r 0.1	r 0.2	0.0	r 0.0
Marshall Islands	867	0.3	r 0.0	r 0.0	r 0.0	r 0.0	r 0.0	0.0	r 0.0
Mongolia	948	1.2	r 0.2	r 0.5	r 0.5	r 0.3	r 0.6	0.0	r 0.0
Myanmar	518	0.2	r 0.1	r 0.1	r 0.1	r 0.1	r 0.3	0.1	r 0.1	r 0.0	r 0.1	r 0.0
Nepal	558	0.2	r 0.1	r 0.0	r 0.0	r 0.0	r 0.1	0.0	r 0.0	r 0.0	r 0.0	r 0.0	r 0.0
Papua New Guinea	853	0.1	r 0.0	r 0.0	r 0.0	r 0.0	r 0.0	r 0.1	r 0.0
Philippines	566	4.7	r 1.3	r 0.8	r 0.7	r 0.2	r 1.2	1.1	r 0.1	r 0.2	r 0.4	r 0.8	r 0.2
Sri Lanka	524	0.6	r 0.1	r 0.2	r 0.1	r 0.2	r 0.2	5.6	r 1.7	r 1.5	r 1.4	r 2.0	r 2.1
Thailand	578	12.9	r 2.9	r 2.8	r 3.3	r 3.4	r 2.7	9.0	r 1.9	r 2.3	r 3.5	r 3.6	r 3.2

Latvia (941)

In Millions of U.S. Dollars

		Exports (FOB)						Imports (CIF)					
		2016	2017Q1	2017Q2	2017Q3	2017Q4	2018Q1	2016	2017Q1	2017Q2	2017Q3	2017Q4	2018Q1
Vanuatu	846	0.1	r 0.0
Vietnam	582	4.9	r 2.5	r 2.1	r 2.8	r 1.5	r 1.9	121.9	r 30.6	r 31.3	r 35.7	r 35.9	r 43.9
Europe	170	2,878.8	711.4	828.8	947.0	1,070.4	889.1	3,209.9	790.8	824.1	988.0	948.6	995.2
Emerg. & Dev. Europe	903	946.6	212.5	240.0	232.7	259.6	251.8	1,764.0	408.8	453.8	475.8	496.3	503.0
Albania	914	1.3	r 0.3	r 0.4	r 0.5	r 0.4	r 0.3	0.2	r 0.1	r 0.0	r 0.1	r 0.3	r 0.0
Bosnia and Herzegovina	963	3.8	r 0.7	r 0.8	r 0.9	r 0.9	r 0.7	0.4	r 0.1	r 0.2	r 0.1	r 0.2	r 0.1
Bulgaria	918	45.9	r 9.7	r 7.4	r 7.9	r 7.5	r 8.4	32.9	r 6.4	r 11.6	r 8.9	r 10.5	r 11.5
Croatia	960	4.5	r 1.9	r 1.5	r 1.5	r 2.5	r 2.6	11.6	r 1.6	r 2.6	r 4.6	r 3.2	r 2.8
Faroe Islands	816	2.3	r 0.8	r 0.4	r 0.4	r 0.7	r 0.7	0.3	r 0.9	r 0.7	r 1.0	r 0.2	r 1.0
Gibraltar	823	43.6	r 0.0	r 0.0	r 0.0	r 0.0	r 0.1	0.0	r 0.0
Hungary	944	47.9	r 11.4	r 14.2	r 12.7	r 16.4	r 17.2	134.8	r 34.3	r 48.9	r 47.3	r 52.1	r 53.0
Kosovo	967	0.5	r 0.3	r 0.1	r 0.2	r 0.2	r 0.2	0.0	r 0.6	r 0.2	r 0.1
Macedonia, FYR	962	2.2	r 0.5	r 0.8	r 0.4	r 0.5	r 0.3	1.9	r 0.2	r 0.9	r 0.8	r 0.4	r 0.5
Montenegro	943	0.2	r 0.1	r 0.2	r 0.2	r 0.0	r 0.1	0.0	r 0.0	r 0.0	r 0.2	r 0.0
Poland	964	591.5	r 143.5	r 145.1	r 154.3	r 154.6	r 155.9	1,471.3	r 338.6	r 358.5	r 379.0	r 382.4	r 397.5
Romania	968	21.5	r 4.3	r 6.3	r 7.1	r 7.2	r 7.5	19.6	r 6.1	r 6.0	r 6.0	r 7.9	r 6.8
Serbia, Republic of	942	6.6	r 1.3	r 1.2	r 1.4	r 3.3	r 2.7	3.3	r 1.0	r 1.1	r 1.1	r 0.9	r 1.0
Turkey	186	174.9	r 37.7	r 61.6	r 45.3	r 65.5	r 55.3	87.6	r 19.4	r 23.3	r 26.3	r 37.7	r 28.6
CIS	901	1,932.2	498.6	588.8	714.3	810.8	637.2	1,445.9	381.9	370.2	512.3	452.3	492.2
Armenia	911	4.2	r 1.0	r 1.3	r 1.5	r 1.6	r 1.4	1.4	r 0.4	r 0.4	r 0.4	r 0.9	r 0.8
Azerbaijan, Rep. of	912	15.4	r 5.5	r 4.2	r 4.6	r 4.2	r 4.3	1.3	r 0.3	r 0.0	r 0.9	r 0.1	r 0.1
Belarus	913	134.7	r 32.3	r 48.5	r 52.6	r 62.3	r 49.6	212.7	r 50.8	r 73.4	r 78.6	r 70.2	r 91.1
Georgia	915	17.6	r 4.7	r 6.9	r 10.9	r 15.0	r 10.5	4.7	r 1.4	r 1.3	r 1.9	r 2.1	r 1.8
Kazakhstan	916	81.7	r 20.1	r 20.0	r 21.1	r 23.1	r 19.8	7.2	r 3.3	r 4.6	r 1.7	r 1.9	r 0.5
Kyrgyz Republic	917	14.6	r 4.6	r 4.4	r 2.6	r 2.0	r 2.9	5.5	r 0.9	r 0.6	r 0.6	r 0.5	r 0.8
Moldova	921	15.8	r 4.1	r 4.4	r 5.1	r 6.5	r 5.1	5.5	r 1.4	r 1.2	r 1.8	r 2.7	r 2.0
Russian Federation	922	1,384.8	r 367.5	r 431.8	r 539.4	r 609.1	r 465.7	1,065.5	r 281.6	r 235.3	r 371.7	r 312.5	r 339.8
Tajikistan	923	6.5	r 2.5	r 1.9	r 1.9	r 2.1	r 3.1	0.1	r 0.2	r 0.1	r 0.0	r 0.0
Turkmenistan	925	23.1	r 5.4	r 3.4	r 2.0	r 4.2	r 6.6	r 0.0
Ukraine	926	125.0	r 28.5	r 32.3	r 43.6	r 55.4	r 41.4	122.6	r 34.3	r 45.3	r 42.1	r 50.3	r 46.6
Uzbekistan	927	108.8	r 22.5	r 29.7	r 29.2	r 25.2	r 26.9	19.5	r 7.4	r 8.1	r 12.4	r 11.1	r 8.6
Europe n.s.	884	0.0	r 0.2	r 0.0	r 0.0	r 0.0	0.0	r 0.0	r 0.0
Mid East, N Africa, Pak	440	373.4	54.2	102.5	113.3	107.0	56.4	16.9	6.8	3.9	6.3	5.2	7.5
Afghanistan, I.R. of	512	2.3	r 0.3	r 0.7	r 0.5	r 0.6	r 0.4	0.0	r 0.0
Algeria	612	70.4	r 0.1	r 0.2	r 14.8	r 16.6	r 0.1	r 0.0
Bahrain, Kingdom of	419	0.3	r 0.1	r 0.1	r 0.1	r 0.2	r 0.2	0.0	r 0.0	r 0.0	r 0.0
Djibouti	611	9.8	r 0.2	r 0.0	r 0.0
Egypt	469	61.6	r 10.8	r 13.6	r 8.4	r 27.7	r 21.0	2.1	r 1.5	r 0.6	r 0.2	r 0.3	r 1.5
Iran, I.R. of	429	4.1	r 1.2	r 0.8	r 0.5	r 1.3	r 2.6	0.2	r 0.1	r 0.1	r 0.1	r 0.1	r 0.1
Iraq	433	3.9	r 0.7	r 0.6	r 0.5	r 0.5	r 0.4	0.0	r 0.0	r 0.0
Jordan	439	3.0	r 0.5	r 1.3	r 1.8	r 0.3	r 0.5	0.1	r 0.0	r 0.0	r 0.0	r 0.0
Kuwait	443	2.0	r 1.0	r 0.6	r 0.4	r 0.7	r 0.5	0.7	r 0.9	r 0.0	r 1.1	r 0.6	r 1.2
Lebanon	446	6.2	r 1.1	r 1.1	r 1.1	r 1.4	r 1.1	0.2	r 0.1	r 0.0	r 0.2	r 0.0	r 0.1
Libya	672	3.3	r 0.2	r 9.4	r 1.0	r 0.1	r 7.5	r 0.0
Mauritania	682	4.8	r 0.0	r 0.0	r 0.0	r 0.0	r 0.0	0.2	r 0.0
Morocco	686	15.5	r 1.4	r 0.7	r 4.0	r 0.7	r 0.7	3.0	r 1.6	r 0.3	r 0.8	r 0.5	r 1.3
Oman	449	2.6	r 0.5	r 0.4	r 0.4	r 0.6	r 0.2	r 0.0	r 0.1
Pakistan	564	12.9	r 4.3	r 4.8	r 4.1	r 4.5	r 6.0	4.4	r 1.2	r 1.3	r 1.9	r 1.4	r 1.0
Qatar	453	1.3	r 0.4	r 0.4	r 0.4	r 0.9	r 0.7	0.0	r 0.1	r 0.0	r 0.1	r 0.1
Saudi Arabia	456	69.3	r 2.4	r 3.3	r 42.7	r 40.6	r 2.2	0.1	r 0.0	r 0.0	r 0.2	r 0.2	r 0.1
Somalia	726	0.0	r 0.1	r 0.1	r 0.1	r 0.1
Sudan	732	0.1	r 0.0	r 11.5	r 0.4	r 0.0	r 0.1
Syrian Arab Republic	463	0.4	r 0.1	r 0.3	r 0.1	r 0.2	r 0.1	0.0	r 0.0
Tunisia	744	5.9	r 0.7	r 0.6	r 1.3	r 0.4	r 0.4	0.3	r 0.1	r 0.1	r 0.1	r 0.0	r 0.1
United Arab Emirates	466	88.0	r 28.3	r 51.8	r 30.7	r 9.8	r 11.6	5.4	r 1.1	r 1.4	r 1.7	r 1.7	r 2.1
West Bank and Gaza	487	0.0	r 0.0	r 0.0	r 0.1	r 0.0	r 0.0
Yemen, Republic of	474	5.5	r 0.1	r 0.0	r 0.0
Sub-Saharan Africa	603	91.2	18.0	22.6	34.1	72.1	48.7	4.9	1.2	2.1	2.0	1.6	2.0
Angola	614	9.3	r 2.6	r 3.8	r 2.9	r 1.2	r 0.8
Benin	638	0.3	r 0.1	r 0.2	r 0.2	r 0.1	r 0.0	0.0

Latvia (941)

In Millions of U.S. Dollars

		Exports (FOB)						Imports (CIF)					
		2016	2017Q1	2017Q2	2017Q3	2017Q4	2018Q1	2016	2017Q1	2017Q2	2017Q3	2017Q4	2018Q1
Botswana	616	0.1	r 0.0	r 0.0	r 0.1	r 0.0	r 0.0	r 0.0	r 0.0
Burkina Faso	748	0.4	r 7.9	r 0.3	r 0.1	r 0.0	r 0.0	0.4	r 0.2	r 0.1
Burundi	618	0.0	r 0.0	r 0.0	r 0.0	r 0.1	r 0.0
Cameroon	622	0.2	r 0.1	r 0.1	r 0.1	r 0.2	r 0.0	r 0.0
Chad	628	9.4	r 0.0	r 0.0	r 0.0	r 0.0	r 4.7	0.0	r 0.0	r 0.0
Comoros	632	0.1	r 0.0	r 0.0
Congo, Dem. Rep. of	636	0.1	r 0.0	r 0.0	r 0.0	r 0.0
Congo, Republic of	634	0.7	r 0.2	r 0.2	r 0.0	r 0.1	r 0.2	r 0.0
Côte d'Ivoire	662	0.3	r 0.0	r 0.1	r 0.1	r 0.1	r 0.1	0.3	r 0.1	r 0.1	r 0.1	r 0.1
Equatorial Guinea	642	0.6	r 0.2	r 0.2	r 0.2	r 0.1	r 0.1
Eritrea	643	0.0	r 0.3
Ethiopia	644	10.0	r 0.0	r 0.0	r 0.3	r 0.0	r 0.0	0.0	r 0.0	r 0.0	r 0.0	r 0.1
Gabon	646	0.4	r 0.1	r 0.0	r 0.1	r 0.1	r 0.1
Gambia, The	648	0.2	r 0.0	r 0.1	r 0.1	r 0.1	r 0.0
Ghana	652	3.0	r 0.2	r 0.5	r 1.2	r 0.8	r 0.2	1.1	r 0.2	r 0.6	r 0.7	r 0.8	r 0.5
Guinea	656	0.2	r 0.1	r 0.0	r 0.0	r 0.0	r 0.1	0.1	r 0.1	r 0.0	r 0.2	r 0.0	r 0.0
Kenya	664	25.2	r 0.2	r 0.3	r 0.4	r 25.6	r 0.3	0.1	r 0.0	r 0.0	r 0.0	r 0.1
Liberia	668	0.3	r 0.1	r 0.1	r 0.0	r 0.0	r 0.0
Madagascar	674	0.3	r 0.0	r 0.1	r 0.1	r 0.0	r 0.2	0.0	r 0.0	r 0.0	r 0.0	r 0.0
Malawi	676	0.0	r 0.0	r 2.8	r 0.0	r 0.0
Mali	678	0.3	r 0.0	r 0.1	r 0.2	r 0.0	r 0.3	r 0.0	r 0.2
Mauritius	684	0.1	r 0.0	r 0.1	r 0.0	r 0.0	r 0.0	0.1	r 0.0	r 0.0	r 0.0	r 0.0	r 0.1
Mozambique	688	0.1	r 0.0	r 0.0	r 0.0	r 0.1	r 0.0
Namibia	728	0.1	r 0.0	r 0.0	r 0.0	r 0.0	0.0	r 0.0
Niger	692	0.3	r 0.0	r 0.1	r 0.1	r 0.0	r 0.0
Nigeria	694	4.6	r 1.0	r 11.6	r 12.5	r 25.3	r 11.9	0.1	r 0.0	r 0.0	r 0.0	r 0.0	r 0.0
Rwanda	714	0.7	r 0.1	r 0.0	r 0.0	r 0.9	r 1.4	0.0	r 0.0	r 0.1
Senegal	722	3.6	r 0.2	r 0.1	r 0.1	r 0.5	r 0.4	0.1	r 0.0
Seychelles	718	0.4	r 0.1	r 0.0	r 0.1	r 0.1	r 0.1	0.7	r 0.1	r 0.6	r 0.1	r 0.4
Sierra Leone	724	0.8	r 0.3	r 0.4	r 0.7	r 0.6	r 0.7	r 0.0
South Africa	199	11.5	r 3.9	r 3.4	r 11.5	r 15.3	r 26.5	1.5	r 0.2	r 0.5	r 0.7	r 0.3	r 0.3
Tanzania	738	0.4	r 0.0	r 0.1	r 0.0	r 0.2	r 0.0	0.1	r 0.1	r 0.0
Togo	742	0.7	r 0.3	r 0.2	r 0.2	r 0.1	r 0.1
Uganda	746	6.5	r 0.1	r 0.1	r 0.0	r 0.1	r 0.0	0.2	r 0.2	r 0.2	r 0.0	r 0.1	r 0.1
Zambia	754	0.1	r 0.0	r 0.1	r 0.0	r 0.0	r 0.0	0.0	r 0.0	r 0.0
Zimbabwe	698	0.0	r 0.0	r 0.2	r 0.1	r 0.0	r 0.0	0.0	r 0.0
Western Hemisphere	205	61.4	19.6	23.1	26.4	14.0	21.4	40.8	5.7	6.1	9.4	8.2	19.5
Anguilla	312	r 0.1	0.0	r 0.0	r 0.0
Antigua and Barbuda	311	0.3	r 0.0	r 0.0	r 0.0	r 0.0	r 0.0	0.0	r 0.0	r 0.0
Argentina	213	3.1	r 1.9	r 2.0	r 1.7	r 2.0	r 1.6	7.8	r 1.8	r 1.9	r 2.6	r 2.6	r 2.6
Aruba	314	r 0.0	r 0.0	r 0.1
Bahamas, The	313	0.3	r 0.1	r 0.1	r 0.1	r 0.1	r 0.1
Barbados	316	0.1	r 0.0	r 0.0	r 0.0	r 0.0	r 0.0
Belize	339	0.8	r 0.3	r 0.0	r 0.0	r 0.1	r 0.7	0.1	r 0.0	r 0.0
Bermuda	319	2.9	r 0.1	r 0.0	r 0.0	r 0.0	19.4
Bolivia	218	0.7	r 0.3	r 0.2	r 0.5	r 0.2	r 0.4	0.1	r 0.0	r 0.0	r 0.0	r 0.0
Brazil	223	6.1	r 2.3	r 2.0	r 1.6	r 2.5	r 2.9	3.0	r 1.6	r 1.4	r 3.1	r 3.0	r 2.2
Chile	228	5.0	r 1.4	r 1.8	r 1.6	r 1.0	r 1.4	3.7	r 0.8	r 0.9	r 0.8	r 1.0	r 0.7
Colombia	233	2.8	r 1.0	r 0.5	r 0.5	r 0.9	r 0.5	0.2	r 0.1	r 0.1	r 0.1	r 0.0	r 0.2
Costa Rica	238	0.6	r 0.2	r 0.3	r 0.2	r 0.3	r 0.2	0.0	r 0.0	r 0.0	r 0.0	r 0.0	r 0.0
Curacao	354	0.2	r 0.0	r 0.1	r 0.1	r 0.0	0.0	r 0.0
Dominica	321	0.0	r 0.0	r 0.0	r 0.0	r 0.1	r 0.0	0.0	r 0.0
Dominican Republic	243	1.2	r 0.7	r 0.4	r 0.4	r 0.3	r 0.4	0.1	r 0.0	r 0.1	r 0.0	r 0.0	r 0.0
Ecuador	248	3.5	r 0.6	r 0.9	r 0.9	r 0.7	r 1.1	0.0	r 0.0	r 0.0	r 0.0	r 0.1	r 0.0
El Salvador	253	0.1	r 0.1	r 0.2	r 0.1	r 0.1	r 0.0	0.0	r 0.0	r 0.0	r 0.0	r 0.0	r 0.0
Greenland	326	0.1	r 0.0	r 0.0	r 0.1	r 0.0	r 0.0	0.6
Guatemala	258	0.8	r 0.3	r 0.3	r 0.4	r 0.3	r 0.1	0.0	r 0.0	r 0.0	r 0.0
Guyana	336	0.0	r 0.0	r 0.1	r 0.0	r 0.0
Honduras	268	0.9	r 0.2	r 0.2	r 0.3	r 0.2	r 0.2	0.0	r 0.0	r 0.0	r 0.0	r 0.0
Jamaica	343	0.0	r 0.0	r 0.0	r 0.5	r 0.0	r 0.0	r 0.0

Latvia (941)

In Millions of U.S. Dollars

		Exports (FOB)						Imports (CIF)					
		2016	2017Q1	2017Q2	2017Q3	2017Q4	2018Q1	2016	2017Q1	2017Q2	2017Q3	2017Q4	2018Q1
Mexico	273	7.1	r 2.3	r 2.9	r 2.3	r 1.3	r 2.7	5.4	r 1.2	r 1.5	r 2.6	r 1.4	r 5.9
Nicaragua	278	0.3	r 0.0	r 0.0	r 0.1	r 0.1	r 0.1	0.1	r 0.0	r 0.0	r 0.0	r 0.0	r 0.0
Panama	283	1.6	r 0.3	r 0.3	r 0.5	r 0.4	r 0.2	0.0	r 0.0	r 0.0	r 0.0	r 0.0	r 0.0
Paraguay	288	17.0	r 5.0	r 9.1	r 11.9	r 1.8	r 6.7	0.1	r 0.0	r 0.0	r 0.0	r 0.0	r 0.0
Peru	293	3.4	r 1.6	r 1.2	r 2.2	r 1.0	r 1.5	0.1	r 0.1	r 0.2	r 0.1	r 0.0	r 0.0
Sint Maarten	352	0.1	r 0.0	r 0.1	r 0.1	r 0.0	r 0.1	0.0	r 0.0	r 0.0	r 0.0
St. Kitts and Nevis	361	0.1	r 0.0	r 0.0	r 0.0	r 0.0	r 0.1
St. Vincent & Grens.	364	0.2	r 0.0	r 0.0	r 0.0	0.0
Trinidad and Tobago	369	0.1	r 0.0	r 0.0	r 0.0	r 0.0	r 0.0	0.0	r 0.0
Uruguay	298	1.0	r 0.5	r 0.1	r 0.1	r 0.1	r 0.2	0.1	r 0.0	r 0.0	r 0.0
Venezuela, Rep. Bol.	299	0.1	r 0.1	r 0.1	r 0.1	r 0.0	r 0.0	r 0.0	r 7.8
Western Hem. n.s.	399	0.7	r 0.2	r 0.1	r 0.2	r 0.1	r 0.0	r 0.0	r 0.0	r 0.0	r 0.0
Other Countries n.i.e	910	0.0	0.2	0.1	0.0
Cuba	928	0.0	r 0.2	0.1	r 0.0
Special Categories	899	38.9	r 10.2	r 14.6	r 13.9	r 16.7	r 14.6
Countries & Areas n.s.	898	9.2	r 2.0	r 2.1	r 2.9	r 2.6	r 2.6
Memorandum Items													
Africa	605	197.8	20.4	35.9	54.7	90.0	50.1	8.4	2.9	2.4	2.9	2.2	3.4
Middle East	405	251.6	47.3	83.7	88.0	84.0	48.6	8.9	3.9	2.3	3.6	3.2	5.1
European Union	998	8,441.3	2,139.8	2,169.7	2,352.9	2,551.0	2,576.7	11,469.5	2,827.1	3,200.3	3,557.4	3,642.7	3,417.6
Export earnings: fuel	080	1,788.0	439.3	544.8	676.1	740.4	542.0	1,080.9	287.6	241.7	377.6	317.4	352.1
Export earnings: nonfuel	092	10,359.4	2,619.2	2,714.0	3,019.2	3,225.1	3,247.9	13,167.7	3,357.1	3,760.0	4,259.6	4,227.6	4,098.8

Lebanon (446)

In Millions of U.S. Dollars

		Exports (FOB)						Imports (CIF)					
		2016	2017Q1	2017Q2	2017Q3	2017Q4	2018Q1	2016	2017Q1	2017Q2	2017Q3	2017Q4	2018Q1
IFS World		2,977.6	730.2	705.1	677.8	731.4	18,711.5	4,952.5	4,428.4	4,512.3	5,695.5
World	001	3,929.8	1,029.3	1,003.2	978.9	1,014.2	1,017.2	19,361.0	5,270.6	4,613.9	4,771.9	5,239.4	4,897.2
Advanced Economies	110	667.5	166.1	183.5	149.7	175.6	266.4	10,056.4	2,645.0	2,499.2	2,680.4	2,792.1	2,363.8
Euro Area	163	340.5	65.1	69.5	69.8	79.1	121.1	6,438.7	1,672.6	1,666.4	1,791.0	1,860.4	1,623.0
Austria	122	2.1	r 0.3	r 0.4	r 0.7	r 0.4	r 0.6	78.0	r 17.4	r 17.1	r 18.5	r 20.9	r 21.0
Belgium	124	19.0	r 2.9	r 2.7	r 6.5	r 3.2	r 6.1	290.8	r 100.1	r 83.9	r 64.9	r 120.8	r 67.2
Cyprus	423	14.3	r 2.8	r 2.7	r 3.3	r 3.7	r 3.7	44.8	r 16.6	r 31.2	r 21.7	r 6.4	r 4.4
Estonia	939	0.1	r 0.0	r 0.0	r 0.0	r 0.0	3.8	r 0.8	r 0.8	r 0.6	r 0.8	r 1.9
Finland	172	0.4	r 1.0	r 0.1	r 0.1	r 0.1	r 0.1	55.4	r 8.9	r 13.9	r 9.8	r 13.9	r 10.4
France	132	72.6	r 10.5	r 16.4	r 16.0	r 22.8	r 29.7	730.2	r 169.9	r 181.9	r 200.7	r 234.0	r 173.5
Germany	134	64.3	r 13.4	r 9.6	r 9.2	r 11.3	r 13.9	1,187.2	r 293.9	r 310.9	r 293.4	r 340.9	r 290.8
Greece	174	47.2	r 6.2	r 10.0	r 5.5	r 3.9	r 23.0	1,093.3	r 413.3	r 269.3	r 321.6	r 338.9	r 386.6
Ireland	178	1.1	r 0.1	r 0.3	r 0.6	r 0.1	r 0.2	160.8	r 39.1	r 47.2	r 52.1	r 35.9	r 43.5
Italy	136	51.4	r 7.7	r 8.1	r 7.2	r 7.0	r 10.9	1,421.8	r 375.2	r 394.9	r 531.5	r 486.4	r 390.4
Latvia	941	0.4	r 0.2	r 0.2	r 0.2	r 0.1	r 0.1	8.3	r 1.4	r 1.7	r 2.4	r 2.2	r 19.0
Lithuania	946	1.0	r 0.2	r 0.4	r 0.3	r 0.3	r 0.5	5.5	r 3.2	r 1.9	r 1.8	r 1.7	r 2.2
Luxembourg	137	0.1	r 0.1	r 0.1	r 0.2	r 0.2	3.0	r 0.8	r 0.6	r 0.6	r 0.5	r 1.1
Malta	181	0.9	r 0.1	r 0.5	r 0.2	r 0.2	r 0.3	1.1	r 0.4	r 0.4	r 0.3	r 0.3	r 0.6
Netherlands	138	27.7	r 6.6	r 7.1	r 5.8	r 8.9	r 9.4	659.8	r 64.4	r 117.7	r 50.6	r 90.5	r 61.7
Portugal	182	6.6	r 3.2	r 1.5	r 1.4	r 1.0	r 0.8	96.1	r 17.9	r 42.7	r 45.9	r 20.6	r 23.0
Slovak Republic	936	0.1	r 0.1	r 0.0	r 0.0	r 0.0	r 0.0	51.2	r 5.9	r 7.5	r 10.3	r 13.6	r 10.0
Slovenia	961	1.9	r 0.0	r 0.1	r 0.3	r 0.5	r 1.9	16.9	r 5.7	r 4.9	r 6.2	r 4.9	r 4.8
Spain	184	29.3	r 9.4	r 9.4	r 12.3	r 15.2	r 19.7	530.7	r 137.5	r 137.7	r 158.1	r 127.5	r 110.7
Australia	193	13.7	r 4.3	r 4.0	r 2.5	r 3.9	r 4.5	39.9	r 10.6	r 8.7	r 13.8	r 10.0	r 7.3
Canada	156	20.7	r 5.3	r 5.5	r 5.4	r 6.3	r 6.2	119.4	r 31.8	r 36.5	r 41.7	r 35.7	r 29.7
China,P.R.: Hong Kong	532	17.9	r 1.4	r 1.2	r 5.3	r 2.0	r 1.3	23.3	r 3.5	r 8.5	r 19.1	r 3.1	r 2.3
China,P.R.: Macao	546	0.0	0.1	r 0.0	r 0.0	r 0.0	r 0.0	r 0.1
Czech Republic	935	1.8	r 0.1	r 0.1	r 0.1	r 0.2	r 0.2	81.7	r 16.5	r 18.6	r 19.8	r 19.9	r 23.7
Denmark	128	3.3	r 0.7	r 1.1	r 0.9	r 0.5	r 0.5	117.3	r 30.8	r 31.0	r 28.0	r 25.9	r 36.6
Iceland	176	0.2	r 0.0	r 0.0	r 0.0	r 0.0	r 0.0	0.1	r 0.0	r 0.0	r 0.0	r 0.0	r 0.0
Japan	158	12.4	r 2.3	r 2.0	r 0.6	r 0.9	r 1.0	416.0	r 87.2	r 95.3	r 82.4	r 112.0	r 107.8
Korea, Republic of	542	40.6	r 11.8	r 14.9	r 11.9	r 18.4	r 15.3	218.6	r 67.3	r 50.3	r 49.8	r 64.6	r 46.9
New Zealand	196	0.9	r 0.3	r 0.1	r 0.2	r 0.4	r 0.2	9.3	r 3.3	r 1.0	r 1.3	r 5.2	r 2.6
Norway	142	0.6	r 0.3	r 0.1	r 0.1	r 0.1	r 0.2	21.2	r 4.6	r 3.0	r 15.1	r 4.8	r 6.7
San Marino	135	3.5	r 1.8	r 0.6	r 0.9	r 0.2	r 1.3
Singapore	576	1.3	r 0.1	r 0.1	r 0.1	r 0.0	r 0.1	31.0	r 7.6	r 6.9	r 7.4	r 8.6	r 7.8
Sweden	144	17.8	r 3.8	r 4.2	r 3.4	r 5.0	r 3.0	101.8	r 25.9	r 25.2	r 30.3	r 23.6	r 26.1
Switzerland	146	97.5	r 41.2	r 51.1	r 23.9	r 24.6	r 83.5	408.1	r 113.4	r 66.1	r 83.4	r 112.1	r 81.7
Taiwan Prov.of China	528	0.9	r 0.1	r 0.3	r 0.0	r 0.0	r 0.1	97.1	r 25.1	r 25.7	r 27.6	r 26.6	r 22.5
United Kingdom	112	38.3	r 12.1	r 10.0	r 7.9	r 11.2	r 12.5	512.1	r 121.6	r 112.1	r 122.3	r 129.4	r 92.2
United States	111	59.2	r 17.2	r 19.4	r 17.5	r 22.9	r 16.7	1,417.3	r 421.5	r 343.3	r 346.3	r 349.8	r 245.6
Emerg. & Dev. Economies	200	3,100.3	822.9	777.3	779.7	791.4	702.9	9,269.4	2,593.6	2,097.3	2,089.5	2,444.8	2,531.4
Emerg. & Dev. Asia	505	281.4	131.1	114.3	150.1	92.4	45.3	3,000.2	660.7	721.8	714.9	748.2	809.2
Bangladesh	513	7.5	r 0.4	r 0.1	r 20.2	r 0.4	r 0.1	38.8	r 10.1	r 10.2	r 12.7	r 11.3	r 12.9
Brunei Darussalam	516	0.2	r 0.0	r 0.0	r 0.0	r 0.1	r 0.0	0.0	r 0.0	r 0.0
Cambodia	522	0.0	r 0.0	12.5	r 3.6	r 2.2	r 3.8	r 4.4	r 4.7
China,P.R.: Mainland	924	244.8	r 124.3	r 109.3	r 124.1	r 85.5	r 40.6	2,100.1	r 434.6	r 483.0	r 474.0	r 493.4	r 553.6
Fiji	819	0.1	r 0.0	r 0.3	0.0	r 0.0	r 0.0
F.T. French Polynesia	887	0.2	r 0.0	0.0	r 0.0	r 0.0	r 0.0	r 0.0
Guam	829	0.0	r 0.1	r 0.0
India	534	18.1	r 4.1	r 2.4	r 4.3	r 3.0	r 2.6	274.8	r 68.6	r 76.8	r 74.7	r 83.8	r 92.8
Indonesia	536	1.0	r 0.4	r 0.2	r 0.1	r 1.7	r 0.5	100.6	r 26.4	r 26.3	r 21.4	r 33.4	r 29.5
Lao People's Dem.Rep	544	r 0.0	0.1	r 0.0	r 0.0	r 0.0	r 0.1	r 0.0
Malaysia	548	2.5	r 0.6	r 0.7	r 0.3	r 0.8	r 0.5	82.8	r 18.0	r 23.2	r 20.5	r 24.5	r 22.6
Maldives	556	1.2	r 0.0	r 0.2	r 0.1	r 0.0	r 0.0	0.0	r 0.0	r 0.0	r 0.0	r 0.0	r 0.0
Mongolia	948	0.1	r 0.0	r 0.2	r 0.0	r 0.0
Myanmar	518	1.5	r 0.1	r 0.2	r 0.0	r 0.0	r 0.0	2.1	r 0.5	r 0.3	r 0.7	r 1.2	r 0.8
Nepal	558	0.1	r 0.0	r 0.0	r 0.0	0.5	r 0.2	r 0.1	r 0.1	r 0.1	r 0.2
Papua New Guinea	853	r 0.0	r 0.1	r 0.0	r 0.0	r 0.0
Philippines	566	0.4	r 0.2	r 0.0	r 0.1	r 0.1	r 0.2	11.7	r 2.8	r 3.0	r 2.6	r 3.2	r 3.2

Lebanon (446)

In Millions of U.S. Dollars

		Exports (FOB)						Imports (CIF)					
		2016	2017Q1	2017Q2	2017Q3	2017Q4	2018Q1	2016	2017Q1	2017Q2	2017Q3	2017Q4	2018Q1
Sri Lanka	524	0.4	r 0.2	r 0.1	r 0.1	r 0.2	r 0.1	24.3	r 9.4	r 7.1	r 7.7	r 7.7	r 8.0
Thailand	578	2.9	r 0.7	r 0.6	r 0.3	r 0.1	r 0.3	232.5	r 58.6	r 57.2	r 61.1	r 52.8	r 50.5
Vanuatu	846	r 0.1
Vietnam	582	0.6	r 0.1	r 0.1	r 0.1	r 0.3	r 0.2	119.3	r 27.8	r 32.2	r 35.3	r 32.3	r 30.3
Europe	170	124.8	67.1	59.4	53.6	46.1	72.1	2,377.2	893.6	620.6	586.5	675.3	694.7
Emerg. & Dev. Europe	903	113.4	64.9	56.9	51.1	42.8	69.1	1,270.1	391.2	371.9	368.9	375.3	361.5
Albania	914	0.1	r 0.0	r 0.1	r 0.0	r 0.1	1.7	r 0.4	r 0.3	r 0.5	r 0.4	r 0.6
Bosnia and Herzegovina	963	0.1	r 0.0	r 0.0	3.0	r 0.7	r 1.3	r 0.9	r 1.5	r 0.4
Bulgaria	918	12.5	r 0.7	r 5.3	r 1.7	r 1.3	r 2.0	123.6	r 10.4	r 27.9	r 8.9	r 29.8	r 35.4
Croatia	960	0.1	r 0.0	r 0.1	r 0.0	r 0.0	r 0.2	38.4	r 12.2	r 10.0	r 13.9	r 13.7	r 10.0
Faroe Islands	816	0.3	r 0.2	r 0.1	r 0.0	r 0.0	r 0.1
Gibraltar	823	13.3
Hungary	944	0.2	r 0.0	r 0.1	r 0.1	r 0.1	r 0.1	121.1	r 28.6	r 25.6	r 22.1	r 23.5	r 32.0
Macedonia, FYR	962	6.7	r 0.0	1.3	r 0.3	r 0.4	r 0.3	r 0.3	r 0.4
Poland	964	3.7	r 0.2	r 0.2	r 0.2	r 1.3	r 1.3	110.8	r 36.9	r 29.2	r 32.7	r 40.0	r 33.5
Romania	968	2.8	r 0.7	r 0.6	r 0.9	r 1.0	r 1.4	191.2	r 68.5	r 75.0	r 93.3	r 63.5	r 67.2
Turkey	186	87.3	r 63.1	r 50.6	r 48.2	r 39.1	r 64.1	665.4	r 233.0	r 202.2	r 196.2	r 202.6	r 182.0
CIS	901	10.8	2.0	2.3	2.5	3.3	2.9	1,106.9	502.4	248.6	217.5	299.9	333.0
Armenia	911	0.9	r 0.0	r 0.1	r 0.1	r 0.3	r 0.2	0.2	r 0.1	r 0.0	r 0.0	r 0.1	r 0.0
Azerbaijan, Rep. of	912	3.3	r 0.4	r 0.3	r 0.5	r 1.2	r 1.1	10.2	r 15.3	r 0.0	r 0.0	r 5.8
Belarus	913	0.1	r 0.1	r 0.0	r 0.1	r 0.0	0.5	r 2.2	r 0.2	r 4.5	r 9.2	r 3.2
Georgia	915	0.2	r 0.0	r 0.0	r 0.0	r 0.3	r 0.0	50.6	r 25.6	r 0.3	r 0.1	r 9.3	r 11.8
Kazakhstan	916	0.2	r 0.0	r 0.0	r 0.0	r 0.1	r 0.0	8.4	r 0.2	r 2.2	r 0.0	r 0.1	r 2.8
Kyrgyz Republic	917	r 0.0	0.1	r 0.0	r 0.0	r 0.0
Moldova	921	0.5	r 0.2	r 0.3	r 0.2	r 0.2	13.7	r 3.0	r 3.6	r 3.3	r 2.5	r 4.1
Russian Federation	922	4.8	r 1.1	r 1.1	r 1.2	r 1.0	r 1.3	728.5	r 328.7	r 151.5	r 109.1	r 154.9	r 190.0
Tajikistan	923	r 0.0	0.0	r 0.0	r 0.0	r 0.0	r 0.1	r 0.0
Turkmenistan	925	0.1	r 0.0	r 0.0	r 0.0
Ukraine	926	0.8	r 0.3	r 0.3	r 0.3	r 0.2	r 0.2	294.2	r 127.3	r 90.8	r 100.3	r 123.2	r 115.2
Uzbekistan	927	0.0	0.4	r 0.0	r 0.1	r 0.1	r 0.5	r 0.0
Europe n.s.	884	0.6	r 0.2	r 0.2	r 0.1	r 0.0	0.2	r 0.1	r 0.1	r 0.1	r 0.2	r 0.1
Mid East, N Africa, Pak	440	1,751.9	444.7	444.9	438.9	519.3	412.3	2,799.8	756.2	505.1	544.2	774.0	701.9
Afghanistan, I.R. of	512	0.1	r 0.3	r 0.3	r 0.1	r 0.1	r 0.4	0.0	r 0.1	r 0.0	r 0.1	r 0.4	r 0.6
Algeria	612	29.0	r 4.9	r 8.7	r 7.4	r 17.3	r 7.5	37.3	r 11.4	r 5.6	r 9.0	r 36.7	r 4.2
Bahrain, Kingdom of	419	18.4	r 3.0	r 3.5	r 3.8	r 6.5	r 3.8	18.3	r 5.6	r 6.2	r 4.4	r 22.3	r 4.1
Djibouti	611	2.9	r 0.3	r 0.4	r 0.3	r 0.5	r 0.1	r 0.0
Egypt	469	143.1	r 21.0	r 34.5	r 39.3	r 43.4	r 33.5	896.8	r 204.6	r 187.4	r 163.1	r 191.3	r 206.5
Iran, I.R. of	429	23.2	r 4.1	r 3.1	r 10.3	r 2.8	r 2.5	44.9	r 15.4	r 11.3	r 16.3	r 19.1	r 18.2
Iraq	433	210.3	r 59.4	r 62.5	r 56.5	r 51.1	r 44.7	3.9	r 0.6	r 1.5	r 0.7	r 0.8	r 1.7
Jordan	439	109.9	r 23.2	r 25.5	r 19.1	r 25.4	r 23.9	206.0	r 38.5	r 36.7	r 48.4	r 36.1	r 36.1
Kuwait	443	80.9	r 23.0	r 23.6	r 26.5	r 25.9	r 23.0	546.6	r 204.6	r 4.9	r 36.7	r 90.3	r 36.2
Libya	672	53.8	r 9.2	r 8.1	r 2.0	r 11.3	r 5.1	24.4	r 11.9	r 10.9	r 4.2	r 25.6	r 51.4
Mauritania	682	0.9	r 0.3	r 0.4	r 0.0	r 1.1	r 0.1	1.8	r 0.3	r 0.3	r 0.3	r 0.6	r 0.3
Morocco	686	13.2	r 4.0	r 4.6	r 3.6	r 3.7	r 2.8	71.6	r 23.3	r 20.1	r 20.0	r 21.2	r 16.7
Oman	449	22.8	r 5.8	r 6.6	r 6.4	r 8.6	r 6.6	14.4	r 3.1	r 3.2	r 4.7	r 5.4	r 7.1
Pakistan	564	3.2	r 2.1	r 2.1	r 1.3	r 0.8	r 0.8	23.0	r 4.4	r 4.3	r 4.8	r 5.9	r 5.0
Qatar	453	91.6	r 20.1	r 23.7	r 35.0	r 45.3	r 41.7	17.8	r 3.8	r 3.7	r 2.7	r 5.0	r 2.7
Saudi Arabia	456	287.5	r 64.5	r 69.4	r 70.9	r 72.2	r 52.7	372.2	r 86.0	r 82.2	r 109.7	r 126.9	r 133.5
Somalia	726	0.2	r 0.1	r 0.1	r 0.1	r 0.1	r 0.1	0.3	r 0.0	r 0.0	r 0.0	r 0.0	r 0.0
Sudan	732	14.5	r 3.4	r 4.5	r 2.6	r 5.2	r 2.7	28.0	r 6.4	r 7.3	r 6.4	r 4.8	r 11.7
Syrian Arab Republic	463	216.7	r 81.7	r 58.2	r 55.9	r 61.9	r 44.8	130.5	r 40.6	r 29.4	r 25.4	r 42.1	r 33.2
Tunisia	744	10.5	r 2.9	r 2.5	r 2.6	r 1.6	r 2.2	24.0	r 7.4	r 7.9	r 5.6	r 31.0	r 7.5
United Arab Emirates	466	410.4	r 109.6	r 101.3	r 93.6	r 132.8	r 111.1	337.4	r 88.0	r 82.4	r 81.4	r 108.6	r 124.8
West Bank and Gaza	487	0.2	r 0.0	r 0.0	r 0.1	r 0.0
Yemen, Republic of	474	8.8	r 2.1	r 1.3	r 1.8	r 1.6	r 2.1	0.5	r 0.2	r 0.0	r 0.2	r 0.1	r 0.2
Sub-Saharan Africa	603	921.0	170.7	149.0	135.4	131.1	162.8	514.6	136.2	111.7	82.3	90.3	153.3
Angola	614	12.7	r 1.9	r 3.0	r 3.1	r 4.0	r 4.4	1.2	r 0.3	r 0.1	r 0.1	r 0.0	r 0.0
Benin	638	11.7	r 1.1	r 1.3	r 1.0	r 0.9	r 1.3	74.9	r 28.8	r 23.8	r 12.7	r 5.7	r 13.6
Burkina Faso	748	11.8	r 2.5	r 3.2	r 2.8	r 3.6	r 3.4	1.0	r 0.0	r 0.0	r 0.1	r 0.0
Burundi	618	0.1	r 0.0	r 1.0	r 0.4	r 0.0	0.0	r 0.0	r 0.0	r 0.0

Lebanon (446)

In Millions of U.S. Dollars

		Exports (FOB)						Imports (CIF)					
		2016	2017Q1	2017Q2	2017Q3	2017Q4	2018Q1	2016	2017Q1	2017Q2	2017Q3	2017Q4	2018Q1
Cabo Verde	624	0.3	r 0.1	r 0.1	r 0.1	r 0.1	r 0.1	0.1	r 0.0
Cameroon	622	7.8	r 2.3	r 2.0	r 1.1	r 2.5	r 2.1	4.3	r 0.8	r 0.6	r 0.8	r 0.9	r 1.0
Central African Rep.	626	2.8	r 0.5	r 0.5	r 0.5	r 0.3	r 0.7	0.2	r 0.0	r 0.1	r 0.0	r 0.0
Chad	628	0.6	r 0.1	r 0.2	r 0.0	r 0.6	r 0.0	r 0.0
Comoros	632	0.4	r 0.2	r 0.1	r 0.0	0.0	r 0.0	r 0.0
Congo, Republic of	634	33.6	r 8.4	r 7.0	r 8.0	r 9.4	r 9.3	1.9	r 0.0	r 0.1	r 0.4	r 0.5
Côte d'Ivoire	662	44.6	r 10.5	r 12.7	r 9.9	r 13.1	r 10.5	4.6	r 0.7	r 1.2	r 0.7	r 0.8	r 0.6
Equatorial Guinea	642	4.1	r 0.3	r 0.4	r 0.4	r 0.4	r 0.2	1.5	r 0.2	r 0.0	r 0.2	r 0.3	r 0.1
Ethiopia	644	4.7	r 0.3	r 1.4	r 0.5	r 0.3	r 0.1	1.2	r 0.2	r 0.9	r 0.7	r 0.4	r 0.5
Gabon	646	12.2	r 3.2	r 2.9	r 2.2	r 1.8	r 3.0	0.7	r 0.3	r 0.1	r 0.2	r 0.1	r 0.1
Gambia, The	648	2.1	r 0.7	r 0.5	r 0.5	r 1.2	r 1.2	0.0	r 0.0	r 0.0	r 0.0
Ghana	652	26.2	r 8.4	r 6.1	r 4.5	r 6.1	r 5.6	125.5	r 8.0	r 8.0	r 6.5	r 9.7	r 24.7
Guinea	656	14.6	r 3.8	r 4.1	r 4.2	r 4.9	r 4.7	47.7	r 18.5	r 24.2	r 13.7	r 11.1	r 21.3
Guinea-Bissau	654	0.1	r 0.0	r 0.0	r 0.2
Kenya	664	3.1	r 0.5	r 0.8	r 0.8	r 0.4	r 0.5	1.0	r 0.3	r 0.1	r 0.5	r 0.2	r 0.8
Lesotho	666	0.6	r 0.2	r 0.0	r 0.1	r 0.1	r 0.2
Liberia	668	19.7	r 4.5	r 6.5	r 4.0	r 4.0	r 4.6	0.0	r 0.1	r 0.0	r 17.6
Madagascar	674	0.0	r 0.0	r 0.0	r 0.0	r 0.0	1.4	r 0.6	r 0.3	r 0.3	r 0.3	r 0.4
Malawi	676	0.3	r 0.1	r 0.0	r 0.1	r 0.2	r 0.0	2.0	r 0.3	r 0.3
Mali	678	6.1	r 1.2	r 1.5	r 1.1	r 2.0	r 1.5	2.0	r 0.0	r 0.0	r 0.0	r 0.0	r 0.0
Mauritius	684	0.4	r 0.0	r 0.0	r 0.0	r 0.0	r 0.0	0.7	r 0.3	r 0.2	r 0.2	r 0.2	r 0.3
Mozambique	688	1.8	r 0.6	r 0.3	r 0.2	r 0.0	r 0.1	7.7	r 1.2	r 1.0	r 1.8	r 1.7	r 2.2
Namibia	728	0.0	0.8	r 0.1	r 0.0	r 0.0	r 0.2	r 0.0
Niger	692	1.2	r 0.5	r 0.2	r 0.2	r 0.4	r 0.1	0.0	r 0.0	r 0.0	r 0.0	r 0.0
Nigeria	694	33.3	r 4.5	r 5.0	r 8.7	r 5.4	r 7.4	5.4	r 0.8	r 1.9	r 1.7	r 1.1	r 1.9
Rwanda	714	0.3	r 0.0	r 0.0	r 0.0	r 0.1	r 0.0	0.0	r 0.0	r 0.0	r 0.1
São Tomé & Príncipe	716	0.2	r 0.1	r 0.0	r 0.1	r 0.0	r 0.0
Senegal	722	8.0	r 1.8	r 3.8	r 1.3	r 3.1	r 3.0	15.3	r 11.4	r 4.6	r 4.7	r 5.3	r 4.9
Seychelles	718	0.5	r 0.2	r 0.0	r 0.3	r 0.2	0.5	r 0.0	r 0.0	r 0.0	r 0.0
Sierra Leone	724	11.4	r 3.8	r 2.9	r 2.5	r 2.6	r 2.3	0.7	r 0.1	r 0.0	r 0.1	r 0.1	r 0.0
South Africa	199	628.3	r 105.4	r 78.9	r 73.6	r 57.7	r 92.5	39.9	r 12.1	r 2.0	r 1.6	r 2.1	r 1.6
Swaziland	734	0.1	r 0.0	0.2	r 0.0	r 0.0	r 0.0	r 0.0	r 0.0
Tanzania	738	3.8	r 1.6	r 0.7	r 0.9	r 1.2	r 0.6	0.4	r 0.0	r 0.0	r 0.1	r 0.2	r 0.2
Togo	742	4.1	r 1.0	r 0.7	r 1.0	r 1.0	r 1.2	167.3	r 50.5	r 41.3	r 34.6	r 48.8	r 59.6
Uganda	746	3.3	r 0.6	r 0.4	r 0.5	r 1.3	r 0.8	1.6	r 0.4	r 0.4	r 0.4	r 0.3	r 0.4
Zambia	754	4.4	r 0.6	r 0.6	r 1.2	r 1.9	r 1.7	0.1	r 0.0	r 0.0	r 0.1	r 0.0
Zimbabwe	698	0.2	r 0.0	r 0.0	r 0.1	1.9	r 0.0	r 0.6	r 0.0	r 0.0	r 0.0
Western Hemisphere	205	21.2	9.5	9.6	1.7	2.5	10.5	577.5	147.0	138.1	161.5	156.9	172.3
Anguilla	312	0.2	r 0.1	r 0.0	r 0.0	r 0.0	r 0.1	r 0.0
Antigua and Barbuda	311	0.0	0.0	r 0.0	r 0.1	r 0.0	r 0.0
Argentina	213	4.7	r 0.1	r 0.0	r 0.0	r 0.0	r 0.1	117.6	r 35.8	r 24.5	r 33.4	r 19.9	r 39.4
Aruba	314	0.0	r 0.0	r 0.0	r 0.1
Bahamas, The	313	0.1	r 0.0	r 0.1	r 0.0	r 0.0	r 0.0
Barbados	316	0.0	r 0.0	0.0	r 0.1	r 0.0	r 0.1	r 0.0	r 0.1
Belize	339	0.1	r 0.0	r 0.0	r 0.0	r 0.0	r 0.0
Bolivia	218	r 0.0	0.5	r 0.1	r 0.1	r 0.1	r 0.1	r 0.1
Brazil	223	6.3	r 7.7	r 8.4	r 0.8	r 0.7	r 9.1	316.0	r 80.9	r 65.4	r 65.6	r 89.0	r 94.1
Chile	228	0.3	r 0.1	r 0.0	r 0.0	r 0.1	r 0.0	5.0	r 1.7	r 2.4	r 1.9	r 1.8	r 1.4
Colombia	233	2.3	r 0.5	r 0.2	r 0.0	r 0.2	r 0.1	34.2	r 3.8	r 11.3	r 9.8	r 10.7	r 5.9
Costa Rica	238	r 0.0	r 0.0	r 0.0	r 0.0	4.6	r 1.0	r 0.8	r 0.7	r 0.8	r 0.7
Dominica	321	r 0.0	0.1	r 0.0	r 0.0	r 0.0	r 0.0	r 0.0
Dominican Republic	243	0.3	r 0.0	r 0.1	r 0.0	r 0.0	3.5	r 0.8	r 0.8	r 1.0	r 0.9	r 0.5
Ecuador	248	0.2	r 0.1	r 0.0	r 0.0	r 0.1	r 0.0	1.9	r 0.5	r 1.2	r 2.5	r 0.7	r 1.1
El Salvador	253	0.1	0.2	r 0.0	r 0.0	r 0.0	r 0.1	r 0.1
Guatemala	258	0.1	2.1	r 0.6	r 1.4	r 2.7	r 1.7	r 1.2
Guyana	336	0.1	r 0.0	r 0.0	r 0.0	0.1	r 0.1	r 0.0	r 0.1	r 0.1	r 0.1
Honduras	268	0.0	r 0.0	0.8	r 0.2	r 0.1	r 0.0	r 0.0	r 0.2
Jamaica	343	0.0	r 0.0	r 0.0	r 0.0	0.1	r 0.0	r 0.0	r 0.0	r 0.0
Mexico	273	0.3	r 0.0	r 0.1	r 0.1	r 0.1	r 0.2	50.8	r 13.6	r 15.9	r 23.1	r 23.5	r 22.4
Netherlands Antilles	353	r 0.0	r 0.0	r 0.1

Lebanon (446)

In Millions of U.S. Dollars

		Exports (FOB)						Imports (CIF)					
		2016	2017Q1	2017Q2	2017Q3	2017Q4	2018Q1	2016	2017Q1	2017Q2	2017Q3	2017Q4	2018Q1
Nicaragua	278	r 0.0	r 0.0	0.2	r 0.1	r 0.1	r 0.1	r 0.2	r 0.1
Panama	283	0.6	r 0.2	r 0.0	r 0.1	r 0.3	r 0.1	0.1	r 0.0	r 0.0	r 0.0	r 0.0	r 0.0
Paraguay	288	0.8	r 0.2	r 0.4	r 0.2	r 0.6	r 0.5	25.5	r 5.2	r 3.9	r 19.3	r 5.9	r 1.8
Peru	293	1.8	r 0.1	r 0.1	r 0.1	r 0.0	r 0.0	5.9	r 2.0	r 2.0	r 1.0	r 1.1	r 2.2
St. Vincent & Grens.	364	0.0	r 0.0	r 0.4
Suriname	366	0.1	r 0.0	r 0.0	r 0.0	r 0.0	r 0.0
Trinidad and Tobago	369	0.0	r 0.0	r 0.0	r 0.0	0.1	r 0.0	r 0.0	r 0.0	r 0.1	r 0.0
Uruguay	298	0.7	r 0.1	5.9	r 0.1	r 7.6	r 0.1	r 0.2	r 0.5
Venezuela, Rep. Bol.	299	2.3	r 0.3	r 0.4	r 0.1	r 0.2	r 0.1	2.2	r 0.2	r 0.1	r 0.1	r 0.0	r 0.1
Other Countries n.i.e	910	0.5	0.1	0.1	0.0	29.6	30.9	16.4	0.9	0.8	0.6
Cuba	928	0.0	r 0.0	r 0.0	28.8	r 30.6	r 16.1	r 0.8	r 0.7	r 0.5
Korea, Dem. People's Rep.	954	0.5	r 0.1	r 0.1	r 0.0	0.9	r 0.2	r 0.2	r 0.1	r 0.1	r 0.1
Countries & Areas n.s.	898	161.5	r 40.3	r 42.3	r 49.5	r 47.2	r 47.9	5.6	r 1.1	r 1.1	r 1.2	r 1.7	r 1.4
Memorandum Items													
Africa	605	992.2	186.4	170.2	152.0	160.6	178.4	677.6	185.1	152.7	123.6	184.6	193.8
Middle East	405	1,677.3	426.5	421.3	421.0	488.9	395.6	2,613.8	702.8	459.8	498.0	673.4	655.7
European Union	998	420.9	83.5	91.1	84.8	99.7	142.2	7,836.7	2,023.9	2,020.9	2,162.4	2,229.7	1,979.6
Export earnings: fuel	080	1,346.5	326.3	332.3	338.4	399.9	327.7	2,214.6	781.0	380.6	394.1	609.0	592.7
Export earnings: nonfuel	092	2,583.4	703.0	671.0	640.5	614.3	689.5	17,146.4	4,489.6	4,233.3	4,377.9	4,630.4	4,304.5

Lesotho (666)

In Millions of U.S. Dollars

		Exports (FOB)						Imports (CIF)					
		2016	2017Q1	2017Q2	2017Q3	2017Q4	2018Q1	2016	2017Q1	2017Q2	2017Q3	2017Q4	2018Q1
IFS World	
World	001	639.2	155.7	170.5	204.8	222.0	315.3	1,207.6	297.0	430.4	306.8	349.0	334.7
Advanced Economies	110	253.1	52.5	61.6	69.4	74.8	106.2	79.8	15.7	14.5	17.1	18.6	16.0
Euro Area	163	20.4	6.1	8.3	6.2	8.8	13.2	7.1	3.2	0.7	1.7	3.1	1.3
Belgium	124	17.5	r 5.5	r 6.9	r 3.6	r 7.0	r 11.4	0.5	r 0.2	r 0.0	r 0.1	r 0.1	r 0.0
France	132	0.2	r 0.0	r 0.0	r 0.1	r 0.1	r 0.1
Germany	134	2.1	r 0.0	r 0.5	r 0.9	r 0.7	r 0.4	2.3	r 1.0	r 0.5	r 0.6	r 0.8	r 0.6
Ireland	178	0.0	r 0.0	r 0.0	r 0.1	r 0.0	r 0.0
Italy	136	0.0	r 0.0	r 0.0	0.1	r 0.0	r 0.1	r 0.1	r 0.1	r 0.1
Lithuania	946	e 0.0	e 0.1
Luxembourg	137	e 0.0	e 0.0	e 0.1
Malta	181	1.1	r 1.5	r 1.3
Netherlands	138	0.7	r 0.6	r 0.9	r 1.6	r 1.1	r 1.4	2.5	r 0.4	r 0.0	r 0.5	r 0.5	r 0.5
Portugal	182	e 0.1	e 0.0	e 0.0	e 0.0
Spain	184	0.0	r 0.0	r 0.0	r 0.0	r 0.0	r 0.0	0.1	r 0.0	r 0.0	r 0.0	r 0.2	r 0.0
Australia	193	0.7	r 0.2	r 0.2	r 0.2	r 0.2	r 0.3	0.8	r 0.0	r 0.0	r 0.0
Canada	156	3.8	r 1.0	r 1.3	r 1.4	r 0.6	r 1.2	0.0	r 0.0	r 0.0	r 0.0
China,P.R.: Hong Kong	532	0.4	r 0.1	r 0.1	r 0.1	r 0.1	r 0.1	6.7	r 1.6	r 2.1	r 1.2	r 1.4	r 1.7
Japan	158	0.3	r 0.0	r 0.1	r 0.1	r 0.1	r 0.1	2.7	r 0.8	r 0.8	r 1.5	r 1.1	r 1.1
Korea, Republic of	542	0.0	r 0.0	r 0.0	r 0.0	r 0.0	r 0.0	0.0	r 0.1	r 0.0	r 0.0	r 0.0	r 0.0
Singapore	576	0.0	r 0.0	r 0.0	r 0.0	r 0.0	r 0.0	0.8	r 0.0	r 0.0	r 0.0	r 0.1	r 0.1
Switzerland	146	0.4	r 0.0	r 0.1	r 0.1	r 0.0	r 0.1
Taiwan Prov.of China	528	e 0.3	e 0.0	e 0.0	e 0.0	e 0.0	e 0.0	e 57.3	e 9.6	e 10.3	e 11.6	e 12.2	e 11.3
United Kingdom	112	0.6	r 0.2	r 0.2	r 0.2	r 0.1	r 0.1	3.1	r 0.3	r 0.2	r 0.7	r 0.3	r 0.3
United States	111	226.6	r 44.8	r 51.5	r 61.3	r 65.0	r 91.3	1.0	r 0.1	r 0.2	r 0.2	r 0.3	r 0.1
Emerg. & Dev. Economies	200	386.1	103.2	108.9	135.3	147.2	209.1	1,127.8	281.2	415.9	289.7	330.3	318.7
Emerg. & Dev. Asia	505	0.5	0.2	0.3	0.2	0.3	0.4	95.6	25.1	30.9	24.7	28.5	25.9
China,P.R.: Mainland	924	0.1	r 0.1	r 0.1	r 0.0	r 0.0	r 0.1	26.2	r 6.0	r 7.6	r 7.4	r 7.9	r 5.6
India	534	0.1	r 0.1	r 0.2	r 0.1	r 0.2	r 0.2	12.6	r 4.6	r 2.7	r 2.8	r 4.1	r 4.2
Malaysia	548	0.0	r 0.0	r 0.0	r 0.0	r 0.0	r 0.0	0.5
Sri Lanka	524	0.1	r 0.0	r 0.0	r 0.0	r 0.0	r 0.0	0.0	r 0.0
Thailand	578	0.1	r 0.3	r 0.1	r 0.0	r 0.3
Vietnam	582	0.1	r 0.0	r 0.0	r 0.0	r 0.0	r 0.0	2.4	r 0.6	r 0.9	r 0.6	r 0.7	r 0.7
Asia n.s.	598	53.7	r 13.5	r 19.6	r 13.9	r 15.9	r 15.2
Europe	170	0.1	0.1	0.0	0.0	0.0	0.1	0.2	0.0	0.0	0.1	0.2	0.0
Emerg. & Dev. Europe	903	0.1	0.0	0.0	0.0	0.0	0.1	0.1	0.0	0.0	0.1	0.2	0.0
Serbia, Republic of	942	e 0.1	e 0.0	e 0.0	e 0.0	e 0.0	e 0.1
Turkey	186	0.0	r 0.0	r 0.0	r 0.0	r 0.0	r 0.0	0.1	r 0.0	r 0.0	r 0.1	r 0.2	r 0.0
CIS	901	0.0	0.0	0.0	0.0	0.0	0.0	0.1	0.0	0.0	0.0	0.0	0.0
Russian Federation	922	0.1	r 0.0	r 0.0	r 0.0	r 0.0	r 0.0
Mid East, N Africa, Pak	440	13.0	13.3	18.9	28.3	39.1	105.3	4.4	0.9	0.9	0.9	1.4	0.4
Algeria	612	e 0.1	e 0.0	e 0.0	e 0.0
Bahrain, Kingdom of	419	e 0.0	e 0.0	e 0.1	e 0.1	e 0.0	e 0.0
Egypt	469	0.3	r 0.1	r 0.1	r 0.1	r 0.1	r 0.1	0.0	r 0.0	r 0.0	r 0.0	r 0.0	r 0.0
Kuwait	443	e 0.1	e 0.0	e 0.0	e 0.0	e 0.0	e 0.0	0.0	r 0.0	r 0.0	r 0.0	r 0.0	r 0.0
Lebanon	446	e 0.6	e 0.2	e 0.0	e 0.1	e 0.1	e 0.2
Libya	672	0.1	r 0.0	r 0.0	r 0.0	r 0.0	r 0.0
Pakistan	564	r 0.0	r 0.0	3.6	r 0.7	r 0.6	r 0.6	r 1.2	r 0.1
Saudi Arabia	456	0.2	r 0.1	r 0.1	r 0.1	r 0.1	r 0.1	0.0	r 0.0	r 0.0	r 0.0	r 0.0	r 0.1
Sudan	732	0.5	r 0.1	r 0.1	r 0.1	r 0.1	r 0.1
Tunisia	744	0.1	r 0.0	r 0.0	r 0.0	r 0.0	r 0.0	0.1	r 0.0	r 0.0	r 0.0	r 0.0	r 0.0
United Arab Emirates	466	11.1	r 12.8	r 18.4	r 27.8	r 38.7	r 104.9	0.6	r 0.1	r 0.2	r 0.1	r 0.2	r 0.2
Sub-Saharan Africa	603	371.1	89.3	89.3	106.3	107.2	103.0	1,025.7	255.2	383.6	263.9	300.1	292.2
Botswana	616	1.6	r 0.3	r 0.6	r 0.6	r 0.5	r 0.6	0.4	r 0.1	r 0.2	r 0.1	r 0.1	r 0.1
Kenya	664	0.1	r 0.0	r 0.0	r 0.0	r 0.0	r 0.0	0.1	r 0.0	r 0.2	r 0.3	r 0.0
Mauritius	684	1.8	r 0.0	r 0.2	r 0.5	r 0.8	r 0.3	0.0	r 0.0	r 0.0	r 0.0	r 0.0
Mozambique	688	1.4	r 0.4	r 0.5	r 0.4	r 0.4	r 0.4
Namibia	728	0.2	r 0.0	r 0.0	r 0.0	r 0.1	r 0.1	0.3	r 0.1	r 0.1	r 0.1	r 0.1	r 0.1
South Africa	199	361.4	r 87.3	r 86.8	r 103.7	r 103.9	r 99.2	1,016.8	r 252.8	r 382.1	r 262.6	r 298.5	r 291.1
Swaziland	734	4.9	r 1.3	r 1.5	r 1.3	r 1.7	r 2.2	0.2	r 0.0	r 0.1	r 0.0	r 0.0	r 0.0

Lesotho (666)

In Millions of U.S. Dollars

		Exports (FOB)						Imports (CIF)					
		2016	2017Q1	2017Q2	2017Q3	2017Q4	2018Q1	2016	2017Q1	2017Q2	2017Q3	2017Q4	2018Q1
Tanzania	738	0.8	r 0.2	r 0.0	r 0.0	r 0.0
Uganda	746	0.1	r 0.0	r 0.0	r 0.0	r 0.0	r 0.0	0.0	r 0.0	r 0.0	r 0.0	r 0.0	r 0.0
Zambia	754	0.1	r 0.0	r 0.0	r 0.0	r 0.1	r 0.3	5.5	r 1.6	r 0.3	r 0.3	r 0.3	r 0.3
Zimbabwe	698	0.2	r 0.1	r 0.1	r 0.1	r 0.1	r 0.1	0.9	r 0.2	r 0.3	r 0.2	r 0.3	r 0.3
Western Hemisphere	205	1.3	0.3	0.3	0.5	0.5	0.3	1.8	0.1	0.5	0.1	0.1	0.1
Argentina	213	e 0.0	e 0.0	e 0.0	1.6	r 0.0	r 0.3	r 0.0	r 0.0	r 0.0
Chile	228	0.0	r 0.0	r 0.2	r 0.1	r 0.0	0.2	r 0.1	r 0.1	r 0.1	r 0.1	r 0.1
Mexico	273	1.2	r 0.3	r 0.3	r 0.3	r 0.4	r 0.3	0.0	r 0.0	r 0.1	r 0.0	r 0.0	r 0.0
Other Countries n.i.e	910	0.1	0.0	0.0	0.0	0.0	0.0
Korea, Dem. People's Rep.	954	0.1	r 0.0	r 0.0	r 0.0	r 0.0	r 0.0
Memorandum Items													
Africa	605	371.8	89.4	89.4	106.5	107.4	103.1	1,025.8	255.2	383.6	264.0	300.2	292.3
Middle East	405	12.3	13.2	18.8	28.2	39.0	105.2	0.7	0.2	0.2	0.2	0.2	0.2
European Union	998	21.0	6.3	8.4	6.4	8.9	13.3	10.2	3.5	0.9	2.4	3.5	1.7
Export earnings: fuel	080	11.5	12.9	18.7	28.0	38.8	104.9	0.8	0.2	0.3	0.2	0.2	0.3
Export earnings: nonfuel	092	627.7	142.7	151.8	176.8	183.2	210.3	1,206.8	296.8	430.2	306.6	348.8	334.4

Liberia (668)

In Millions of U.S. Dollars

		Exports (FOB)						Imports (CIF)					
		2016	2017Q1	2017Q2	2017Q3	2017Q4	2018Q1	2016	2017Q1	2017Q2	2017Q3	2017Q4	2018Q1
IFS World	
World	001	1,050.3	157.5	227.6	370.7	502.3	386.4	10,594.3	2,940.7	2,421.4	1,864.2	1,886.7	2,302.9
Advanced Economies	110	484.5	89.3	120.1	246.7	417.8	281.0	8,091.5	2,090.9	1,400.7	1,179.7	1,274.3	1,687.6
Euro Area	163	281.5	27.0	45.7	176.0	315.4	145.3	646.7	91.5	146.8	109.6	180.9	175.9
Austria	122	e 0.6	e 0.0	e 0.0	e 0.0	e 0.0	e 4.0	e 0.8	e 0.8	e 0.5	e 0.5	e 0.9
Belgium	124	e 14.1	e 1.9	e 2.2	e 2.3	e 7.9	e 6.0	e 25.5	e 4.1	e 11.7	e 4.3	e 8.8	e 8.3
Cyprus	423	e 32.5	e 5.5	e 6.7	e 3.8	e 0.0	e 182.9	e 8.1	e 20.4	e 0.0	e 5.8	e 16.0
Estonia	939	e 0.1	e 0.0	e 0.0	e 0.0	e 0.1	e 0.0
Finland	172	e 0.0	e 0.0	e 0.1	e 0.0	e 1.0	e 0.1	e 0.1	e 1.6	e 1.8	e 0.1
France	132	e 22.9	e 3.8	e 4.3	e 3.5	e 6.2	e 23.7	e 25.6	e 3.2	e 2.7	e 2.4	e 2.1	e 2.3
Germany	134	e 62.6	e 4.4	e 8.4	e 154.0	e 292.0	e 99.1	e 227.0	e 23.4	e 48.2	e 35.6	e 72.3	e 36.5
Greece	174	e 20.6	e 0.0	e 10.0	e 0.0	e 0.0	e 8.6	e 90.1	e 31.9	e 28.1	e 32.5	e 48.9	e 56.8
Ireland	178	e 0.0	e 0.0	e 0.0	e 0.0	e 4.4	e 1.3	e 0.8	e 1.1	e 1.2	e 0.8
Italy	136	e 27.1	e 0.3	e 0.9	e 0.4	e 0.4	e 0.3	e 19.9	e 4.8	e 13.7	e 2.4	e 20.7	e 5.0
Latvia	941	e 0.3	e 0.1	e 0.1	e 0.0	e 0.0	e 0.0
Lithuania	946	e 0.0	e 0.0	e 0.4	e 0.0	e 0.1	e 0.2	e 0.1	e 0.0
Luxembourg	137	e 0.8	e 0.0	e 0.1	e 0.2	e 0.2	e 0.8
Malta	181	e 1.3	e 0.1	e 0.5	e 0.1	e 0.3	e 0.2
Netherlands	138	e 93.3	e 13.6	e 12.7	e 5.7	e 3.8	e 6.1	e 34.0	e 7.7	e 11.2	e 19.3	e 11.3	e 22.8
Portugal	182	e 0.1	e 0.0	e 0.0	e 0.0	e 0.0	e 0.0	e 3.0	e 0.8	e 0.3	e 0.3	e 0.5	e 0.3
Slovak Republic	936	e 0.0	e 0.9	e 1.9	e 3.0	e 2.7	e 1.1	e 0.7
Slovenia	961	e 0.1	e 0.0	e 0.4	e 0.0	e 0.0	e 0.8	e 0.5	e 0.0
Spain	184	e 7.6	e 3.0	e 1.6	e 3.4	e 1.2	e 1.5	e 25.1	e 3.2	e 5.0	e 5.5	e 4.9	e 24.3
Australia	193	e 0.0	e 0.0	e 0.3	e 0.0	e 0.1	e 0.0	e 0.7	e 0.3	e 0.4	e 0.3	e 0.1	e 0.2
Canada	156	e 30.1	e 6.4	e 7.2	e 5.2	e 8.8	e 4.3	e 10.7	e 0.7	e 0.4	e 1.4	e 1.1	e 1.3
China,P.R.: Hong Kong	532	e 0.5	e 0.0	e 0.3	e 0.5	e 0.1	e 0.1	e 6.0	e 1.4	e 0.4	e 0.4	e 0.7	e 1.8
Czech Republic	935	e 4.7	e 0.8	e 6.9	e 0.5	e 1.7	e 0.9	e 1.7	e 0.0	e 0.4	e 0.2	e 0.0	e 0.3
Denmark	128	e 0.1	e 0.0	e 0.0	e 0.1	e 0.0	e 0.0	e 5.1	e 3.0	e 1.1	e 1.4	e 1.8	e 2.0
Iceland	176	e 0.0	e 0.0	e 0.0	e 0.1	e 0.1	e 0.0	e 0.1
Israel	436	e 2.5	e 0.8	e 0.6	e 0.3	e 0.6	e 0.2
Japan	158	e 0.2	e 0.1	e 0.3	e 0.1	e 0.2	e 30.1	e 1,155.9	e 444.7	e 180.8	e 139.4	e 91.6	e 490.2
Korea, Republic of	542	e 0.8	e 0.3	e 0.3	e 0.3	e 0.8	e 1.1	e 4,083.5	e 806.7	e 331.1	e 224.0	e 235.1	e 113.3
New Zealand	196	e 0.0	e 0.0	e 0.0	e 1.3	e 0.2	e 0.1	e 0.1	e 0.1	e 0.1
Norway	142	e 0.0	e 0.0	e 0.0	e 0.0	e 0.0	e 24.5	e 0.2	e 16.1	e 3.6	e 0.0	e 0.1
Singapore	576	e 0.6	e 0.1	e 0.2	e 0.1	e 0.2	e 0.0	e 1,913.9	e 675.8	e 691.9	e 623.9	e 729.2	e 852.4
Sweden	144	e 0.0	e 0.0	e 0.3	e 0.0	e 0.8	e 0.0	e 12.2	e 2.0	e 1.6	e 12.9	e 2.3	e 1.4
Switzerland	146	e 100.3	e 43.4	e 43.9	e 49.5	e 42.6	e 83.9	e 19.4	e 1.5	e 4.0	e 2.0	e 4.5	e 2.2
Taiwan Prov.of China	528	e 0.8	e 0.2	e 0.2	e 0.3	e 0.3	e 0.3
United Kingdom	112	e 5.3	e 0.5	e 0.1	e 0.2	e 0.2	e 1.2	e 19.2	e 7.7	e 3.4	e 3.3	e 5.5	e 5.6
United States	111	e 60.5	e 10.8	e 14.5	e 14.1	e 46.7	e 14.1	e 187.1	e 54.3	e 21.3	e 56.6	e 20.5	e 40.3
Emerg. & Dev. Economies	200	565.8	68.2	107.6	124.0	84.5	105.4	2,502.8	849.8	1,020.7	684.5	612.3	615.3
Emerg. & Dev. Asia	505	86.4	12.5	41.9	70.4	20.4	20.7	2,014.8	748.3	832.7	522.7	523.4	520.3
Bangladesh	513	e 9.5	e 3.3	e 1.0	e 9.8	e 0.4	e 9.8
China,P.R.: Mainland	924	e 45.6	e 1.1	e 7.6	e 12.0	e 6.6	e 6.6	e 1,690.0	e 656.0	e 675.2	e 444.2	e 453.1	e 426.5
India	534	e 5.6	e 2.9	e 20.6	e 6.8	e 4.8	e 2.5	e 134.4	e 51.7	e 131.5	e 50.4	e 35.0	e 56.1
Indonesia	536	e 4.2	e 0.0	e 4.5	e 38.5	e 7.4	e 0.0	e 20.5	e 8.5	e 7.7	e 5.8	e 8.5	e 11.3
Malaysia	548	e 13.7	e 4.0	e 7.6	e 38.2	e 21.1	e 3.5	e 6.9	e 10.6	e 10.7
Maldives	556	e 0.4	e 0.1	e 0.1	e 0.1	e 0.1	e 0.1
Myanmar	518	e 0.0	e 0.0	e 0.0	e 0.0	e 0.0	e 0.0	e 0.1	e 0.0	e 0.0	e 0.0	e 0.0	e 0.0
Nepal	558	e 5.2	e 0.1	e 0.1	e 0.1	e 0.1	e 0.1	e 0.0
Philippines	566	e 0.0	e 86.8	e 0.0	e 0.0	e 0.0	e 0.0	e 0.0
Sri Lanka	524	e 0.1	e 0.0	e 0.0	e 0.5	e 0.1	e 0.2	e 0.4	e 0.1
Thailand	578	e 0.8	e 0.7	e 0.0	e 2.7	e 0.5	e 1.1	e 3.5	e 1.0	e 1.9	e 1.0	e 0.8	e 1.4
Timor-Leste	537	e 2.4	e 0.3	e 0.3	e 0.3	e 0.3	e 0.3
Vietnam	582	e 1.3	e 0.4	e 0.4	e 0.4	e 0.5	e 0.4	e 38.4	e 9.7	e 12.4	e 13.6	e 15.0	e 13.9
Europe	170	221.1	10.9	12.8	7.8	17.8	25.4	296.9	45.7	121.4	109.6	37.0	34.0
Emerg. & Dev. Europe	903	200.6	9.7	9.4	7.0	17.2	21.9	292.5	44.8	121.2	109.0	30.6	32.6
Bosnia and Herzegovina	963	e 0.0	e 0.1	e 0.1
Bulgaria	918	e 0.3	e 0.0	e 2.1	e 0.0	e 0.0	e 0.1	e 0.8	e 0.8
Croatia	960	e 0.0	e 0.0	e 30.1	e 0.2	e 0.2	e 0.3	e 0.2	e 0.2

Liberia (668)

In Millions of U.S. Dollars

		Exports (FOB)						Imports (CIF)					
		2016	2017Q1	2017Q2	2017Q3	2017Q4	2018Q1	2016	2017Q1	2017Q2	2017Q3	2017Q4	2018Q1
Hungary	944	e 0.6	e 0.0	e 0.3	e 0.4	e 0.5	e 0.3	e 0.9	e 0.3	e 0.4	e 0.5	e 0.2	e 0.3
Poland	964	e 190.7	e 9.7	e 7.5	e 5.7	e 11.1	e 8.9	e 190.3	e 23.3	e 3.3	e 5.1	e 5.3	e 1.9
Romania	968	e 0.1	e 0.4	e 0.3	e 69.4	e 68.7	e 0.6	e 0.8
Serbia, Republic of	942	e 0.5	e 0.1	e 0.1	e 0.1	e 0.1	e 0.1	e 0.1	e 0.0
Turkey	186	e 8.5	e 0.0	e 1.6	e 0.9	e 5.6	e 12.5	e 68.5	e 20.5	e 47.7	e 34.2	e 23.3	e 28.5
CIS	901	20.5	1.2	3.4	0.8	0.6	3.4	4.4	0.9	0.2	0.6	6.4	1.4
Belarus	913	e 17.2	e 0.4	e 0.3	e 0.5	e 0.1	e 0.1	e 0.0	e 0.0	e 0.2	e 0.0
Russian Federation	922	e 0.2	e 0.8	e 3.1	e 0.2	e 0.6	e 3.3	e 1.2	e 0.1	e 0.1	e 0.1	e 0.1	e 0.4
Ukraine	926	e 3.1	e 3.2	e 0.8	e 0.5	e 6.1	e 1.0
Mid East, N Africa, Pak	440	133.1	28.8	31.7	31.6	31.1	45.0	42.2	11.2	12.7	7.8	7.8	10.4
Algeria	612	e 13.0	e 0.2	e 0.0	e 0.1	e 0.2	e 0.5
Bahrain, Kingdom of	419	e 0.0	e 0.5	e 0.2	e 0.1	e 0.1	e 0.1	e 0.1
Jordan	439	e 0.6	e 0.1	e 0.2	e 0.2	e 0.1	e 0.1
Lebanon	446	e 0.0	e 0.1	e 0.0	e 16.6	e 20.9	e 4.8	e 6.9	e 4.2	e 4.2	e 4.9
Mauritania	682	e 0.0	e 0.0	e 0.1	e 0.1	e 0.1	e 0.1	e 0.9	e 0.2	e 0.2	e 0.1	e 0.1	e 0.1
Morocco	686	e 0.3	e 0.0	e 5.2	e 0.7	e 1.1	e 0.8	e 1.0	e 1.6
Oman	449	e 0.9	e 0.3	e 0.4	e 0.2	e 0.1	e 0.2
Pakistan	564	e 0.3	e 0.1	e 0.0	e 0.0	e 0.4	e 0.1	e 0.2	e 0.1	e 0.3	e 0.6
Qatar	453	e 0.5	e 0.3	e 0.0	e 0.0	e 0.5	e 0.1
Saudi Arabia	456	e 0.0	e 0.0	e 0.0	e 0.0	e 0.1	e 11.1	e 3.7	e 3.1	e 1.7	e 0.9	e 2.0
Tunisia	744	e 0.9	e 0.7	e 0.4	e 0.3	e 0.2	e 0.3
United Arab Emirates	466	e 113.9	e 27.4	e 29.6	e 29.9	e 29.4	e 26.8
Yemen, Republic of	474	e 5.9	e 1.4	e 1.6	e 1.5	e 1.5	e 1.5
Sub-Saharan Africa	603	117.0	15.0	15.3	12.8	13.2	13.1	94.5	30.7	39.9	28.5	29.1	36.1
Angola	614	e 0.7	e 0.2	e 0.1	e 0.1	e 0.1	e 0.1
Benin	638	e 0.0	e 0.0	e 0.0	e 0.0	e 0.0	e 0.0	e 0.1	e 0.0	e 0.0	e 0.0	e 0.0	e 0.0
Cameroon	622	e 0.0	e 2.0	e 2.4	e 2.4	e 2.7	e 2.3	e 0.0	e 0.0	e 0.0	e 0.0	e 0.0
Congo, Republic of	634	e 0.1	e 0.0	e 0.0	e 0.0	e 0.0	e 0.0	e 0.0	e 0.0	e 0.0	e 0.0	e 0.0	e 0.0
Côte d'Ivoire	662	e 0.0	e 0.0	e 0.0	e 0.0	e 0.0	e 0.0	e 31.1	e 11.5	e 10.2	e 6.4	e 8.3	e 12.7
Gabon	646	e 0.1	e 0.0	e 0.0	e 0.1	e 0.0	e 0.1
Ghana	652	e 42.9	e 4.2	e 2.2	e 0.8	e 0.6	e 1.2	e 8.5	e 2.4	e 2.2	e 1.5	e 1.9	e 2.3
Guinea	656	e 8.8	e 2.4	e 2.8	e 2.6	e 2.5	e 2.9	e 3.9	e 1.4	e 2.2	e 1.9	e 1.9	e 2.6
Guinea-Bissau	654	e 0.1	e 0.0	e 0.0	e 0.0	e 0.0	e 0.0
Kenya	664	e 0.1	e 0.0	e 0.0	e 0.0	e 0.0	e 0.2	e 0.1	e 0.0	e 0.1	e 0.0	e 0.0
Mali	678	e 0.5	e 0.1	e 0.1	e 0.1	e 0.1	e 0.1	e 0.6	e 0.1	e 0.2	e 0.1	e 0.1	e 0.1
Mauritius	684	e 0.3	e 0.1	e 0.1	e 0.1	e 0.0	e 1.1	e 0.0
Mozambique	688	e 0.0	e 3.6	e 3.1	e 3.6	e 4.1	e 3.7	e 0.0	e 0.1	e 0.1	e 0.1	e 0.1	e 0.1
Namibia	728	e 0.0	e 1.4	e 1.4	e 1.5	e 1.6	e 1.5	e 0.5	e 0.0	e 0.0	e 0.0	e 0.0	e 0.0
Nigeria	694	e 2.0	e 0.4	e 0.5	e 0.4	e 0.4	e 0.5
Rwanda	714	e 0.1	e 0.0	e 0.0
Senegal	722	e 2.0	e 7.6	e 2.5	e 0.9	e 1.5	e 1.5	e 1.8
Sierra Leone	724	e 0.7	e 0.2	e 0.2	e 0.2	e 0.2	e 0.2	e 0.8	e 0.4	e 0.6	e 0.5	e 0.7	e 0.5
South Africa	199	e 51.4	e 0.0	e 0.1	e 0.0	e 0.0	e 0.0	e 38.9	e 11.8	e 22.8	e 15.4	e 13.7	e 13.6
Tanzania	738	e 6.4	e 0.0	e 2.2	e 0.9	e 0.7	e 0.1	e 0.0	e 0.0	e 0.0
Togo	742	e 0.3	e 0.0	e 0.9	e 0.4	e 0.6	e 0.8	e 0.8	e 2.2
Uganda	746	e 0.5	e 0.3	e 0.0	e 0.0	e 0.0	e 0.3
Western Hemisphere	205	8.2	1.0	5.9	1.4	2.0	1.2	54.5	13.9	14.0	15.8	15.1	14.5
Argentina	213	e 0.0	e 1.5	e 0.5	e 0.3	e 0.3	e 0.2	e 0.2
Brazil	223	e 0.1	e 0.7	e 0.8	e 0.9	e 0.5	e 27.7	e 6.0	e 6.0	e 7.4	e 8.0	e 5.9
Chile	228	e 0.0	e 0.0	e 1.1	e 0.2	e 0.2	e 0.2	e 0.1	e 0.2
Colombia	233	e 5.8	e 0.0	e 0.0	e 0.8	e 0.2	e 0.2	e 0.2	e 0.2	e 0.1
Dominican Republic	243	e 0.0	e 0.0	e 0.0	e 0.0	e 0.0	e 0.0	e 0.1	e 0.0	e 0.0	e 0.0	e 0.0	e 0.0
Ecuador	248	e 0.1	e 0.1
Guatemala	258	e 0.1
Guyana	336	e 3.7	e 0.0	e 0.0	e 0.0	e 0.2
Mexico	273	e 2.2	e 1.0	e 1.4	e 0.6	e 1.0	e 0.7	e 1.2	e 0.1	e 0.3	e 0.8	e 0.2	e 0.1
Peru	293	e 0.0	e 1.4	e 0.2	e 0.6	e 0.6	e 0.3
Trinidad and Tobago	369	e 20.3	e 6.7	e 6.3	e 5.8	e 5.8	e 7.9
Uruguay	298	e 0.5	e 0.0	e 0.5	e 0.2

Liberia (668)

In Millions of U.S. Dollars

		Exports (FOB)						Imports (CIF)					
		2016	2017Q1	2017Q2	2017Q3	2017Q4	2018Q1	2016	2017Q1	2017Q2	2017Q3	2017Q4	2018Q1
Memorandum Items													
Africa	605	130.0	15.0	15.7	12.9	13.2	13.2	101.7	32.3	41.7	29.8	30.7	38.5
Middle East	405	119.8	28.8	31.3	31.4	31.0	44.9	34.6	9.5	10.8	6.5	6.0	7.4
European Union	998	483.2	38.1	60.8	183.0	329.7	156.7	908.8	128.4	226.8	202.2	197.6	189.2
Export earnings: fuel	080	141.7	30.2	35.0	32.2	32.2	32.2	38.0	11.9	10.8	8.5	8.3	11.7
Export earnings: nonfuel	092	908.6	127.3	192.6	338.5	470.1	354.1	10,556.3	2,928.7	2,410.6	1,855.7	1,878.3	2,291.2

Libya (672)

In Millions of U.S. Dollars

		Exports (FOB)						Imports (CIF)					
		2016	2017Q1	2017Q2	2017Q3	2017Q4	2018Q1	2016	2017Q1	2017Q2	2017Q3	2017Q4	2018Q1
IFS World		6,762.3	8,664.6
World	001	5,777.2	2,613.9	2,547.6	3,573.6	4,398.4	5,372.7	6,542.2	1,337.4	1,425.9	1,421.1	1,617.3	1,538.2
Advanced Economies	110	4,167.3	1,925.3	1,797.3	2,679.2	3,450.0	3,719.7	2,513.9	440.4	483.2	509.3	564.9	543.3
Euro Area	163	3,426.8	1,483.2	1,422.6	2,152.5	2,667.5	3,082.1	1,125.0	266.9	295.0	302.1	335.5	334.6
Austria	122	14.9	r 4.0	r 1.8	r 4.3	r 7.9	r 8.8	26.0	r 4.6	r 3.0	r 5.2	r 2.6	r 3.6
Belgium	124	5.9	r 8.6	r 0.6	r 8.0	r 0.8	r 0.1	47.5	r 9.1	r 11.4	r 7.1	r 16.2	r 12.8
Cyprus	423	12.0	r 1.6	r 0.0	r 1.2	r 3.0	r 2.2
Estonia	939	e 1.4	e 0.0	e 0.0	e 2.3
Finland	172	0.3	r 1.1	r 1.1	r 0.0	r 0.2	r 0.0
France	132	509.7	r 243.2	r 280.7	r 406.4	r 519.3	r 493.8	87.0	r 13.4	r 14.3	r 29.3	r 25.3	r 15.0
Germany	134	242.6	r 200.6	r 182.8	r 314.8	r 435.7	r 504.3	172.5	r 49.1	r 42.9	r 34.0	r 42.7	r 36.5
Greece	174	81.5	r 87.8	r 48.5	r 69.3	r 109.8	r 91.1	65.9	r 13.2	r 10.7	r 12.4	r 18.3	r 24.8
Ireland	178	0.7	r 0.0	r 0.0	r 0.0	r 0.0	r 0.0	55.5	r 0.2	r 2.6	r 4.4	r 5.3	r 18.9
Italy	136	1,584.6	r 607.7	r 443.9	r 709.9	r 750.0	r 1,088.8	384.0	r 105.5	r 83.6	r 86.5	r 120.3	r 98.2
Latvia	941	e 0.0	0.3	r 0.0	r 1.0	r 0.1	r 0.0	r 0.8
Lithuania	946	e 0.0	e 0.0	e 0.0	e 0.0	e 0.0	3.2	r 1.6	r 4.7	r 8.5	r 4.0	r 4.8
Luxembourg	137	e 0.0	0.8	r 0.0	r 0.1	r 0.0	r 0.2	r 0.1
Malta	181	14.9	r 0.3	r 0.3	r 0.3	r 16.0	r 0.3	23.5	r 3.2	r 7.1	r 6.4	r 14.7	r 8.5
Netherlands	138	329.3	r 106.2	r 129.5	r 201.5	r 151.1	r 53.0	72.0	r 18.9	r 20.4	r 21.5	r 27.3	r 56.6
Portugal	182	1.1	r 0.2	r 0.1	r 0.0	r 0.0	12.6	r 1.8	r 1.4	r 1.2	r 1.8	r 0.9
Slovak Republic	936	0.3	r 0.0	r 0.0	r 0.1	r 0.2	r 0.0
Slovenia	961	7.3	r 2.0	r 6.3	r 8.4	r 1.1	0.6	r 0.1	r 0.1	r 0.1	r 0.0	r 0.2
Spain	184	622.3	r 221.0	r 328.1	r 428.5	r 672.6	r 839.7	171.6	r 45.2	r 90.7	r 85.2	r 56.5	r 50.5
Australia	193	e 0.0	e 98.1	e 139.2	2.0	r 0.0	r 0.5	r 0.4	r 0.5
Canada	156	239.9	r 59.1	r 61.7	r 61.3	r 58.5	r 58.5	8.8	r 1.1	r 0.9	r 5.5	r 3.3	r 3.4
Czech Republic	935	e 0.4	e 13.9	e 0.0	e 0.0	e 0.0	1.4	r 0.4	r 0.5	r 0.6	r 0.3	r 0.3
Denmark	128	7.5	r 1.9	r 1.9	r 1.9	r 50.8	r 1.9	18.5	r 3.6	r 3.5	r 5.3	r 3.0	r 6.6
Japan	158	0.0	r 0.0	r 0.0	r 0.0	r 0.0	r 0.0	37.6	r 5.9	r 5.7	r 7.3	r 6.9	r 5.7
Korea, Republic of	542	89.5	r 61.3	r 48.4	r 18.0	r 50.0	r 34.6	858.7	r 79.4	r 67.0	r 86.4	r 103.2	r 85.5
New Zealand	196	e 0.0	e 0.0	e 0.0	e 0.0	18.5	r 4.7	r 5.0	r 0.9	r 2.8	r 1.3
Norway	142	e 27.1	e 10.4	e 2.8	18.6	r 4.6	r 4.6	r 4.7	r 4.7	r 4.7
Singapore	576	84.7	r 58.7	r 52.1	r 77.3	r 50.4	r 87.2	1.9	r 0.5	r 0.7	r 0.5	r 0.7	r 0.5
Sweden	144	0.4	r 6.0	r 6.1	r 5.5	r 13.3	r 12.5	26.6	r 5.3	r 6.7	r 2.4	r 13.7	r 8.9
Switzerland	146	45.7	r 12.5	r 3.7	r 6.2	r 9.1	r 5.6
Taiwan Prov. of China	528	e 10.6	e 0.1	e 0.1	e 0.1	e 0.1	e 0.1	e 13.5	e 1.9	e 2.1	e 2.4	e 2.5	e 2.3
United Kingdom	112	175.4	r 157.3	r 57.0	r 192.3	r 204.2	r 108.4	136.9	r 16.8	r 40.6	r 60.3	r 43.9	r 24.1
United States	111	105.1	r 83.9	r 136.8	r 167.5	r 257.1	r 195.3	200.4	r 36.6	r 46.6	r 24.4	r 34.9	r 59.8
Emerg. & Dev. Economies	200	1,610.0	688.6	750.3	894.4	948.3	1,653.0	4,028.3	896.9	942.8	911.8	1,052.3	994.9
Emerg. & Dev. Asia	505	351.5	269.0	329.0	305.2	380.2	865.7	1,253.4	238.0	248.7	277.9	290.8	265.2
Bangladesh	513	1.5	r 0.4	r 0.4	r 0.4	r 0.4	r 0.4
Cambodia	522	e 1.7	e 0.5	e 0.4	e 0.6	e 0.5	e 0.5
China, P.R.: Mainland	924	281.8	r 267.2	r 269.7	r 273.7	r 291.9	r 668.3	936.2	r 172.2	r 182.1	r 203.9	r 220.6	r 209.0
India	534	3.8	r 1.5	r 5.1	r 5.2	r 6.5	r 51.6	116.0	r 23.4	r 36.0	r 21.9	r 28.2	r 25.9
Indonesia	536	43.2	r 0.0	r 51.4	r 0.1	r 52.6	r 123.7	6.7	r 1.3	r 0.7	r 1.3	r 1.5	r 1.6
Malaysia	548	1.2	44.0	r 4.6	r 2.6	r 2.9	r 3.4	r 3.2
Philippines	566	e 0.0	0.2	r 0.0	r 0.0
Sri Lanka	524	e 0.0	e 0.0	25.9	r 8.6	r 6.3	r 9.6	r 4.9	r 3.5
Thailand	578	21.4	r 0.3	r 2.8	r 26.2	r 29.2	r 22.1	111.4	r 24.9	r 18.1	r 34.9	r 28.6	r 18.6
Timor-Leste	537	e 1.3	e 0.2	e 0.2	e 0.2	e 0.2	e 0.2
Vietnam	582	0.0	r 0.0	r 0.0	r 0.0	r 0.0	r 0.0	1.1	r 0.3	r 0.3	r 0.3	r 0.3	r 0.3
Asia n.s.	598	7.5	r 1.7	r 1.8	r 1.8	r 2.1	r 2.0
Europe	170	474.5	139.9	154.4	169.5	150.3	260.8	2,027.4	488.6	502.4	451.3	570.2	549.6
Emerg. & Dev. Europe	903	457.2	135.6	150.0	164.9	146.0	256.5	917.2	206.6	210.3	179.8	260.2	233.9
Albania	914	e 10.3	e 3.7	e 6.4	e 0.3	e 1.7	e 4.8	9.6	r 1.7	r 1.6	r 3.6	r 1.4	r 1.6
Bosnia and Herzegovina	963	e 0.5	e 0.1	e 0.2	e 0.0	e 0.0	18.0	r 4.8	r 4.2	r 4.3	r 4.3	r 4.2
Bulgaria	918	4.1	r 1.4	r 2.5	r 2.6	r 1.0	r 2.5	51.9	r 9.3	r 8.3	r 15.7	r 6.2	r 7.2
Croatia	960	330.4	r 93.8	r 88.5	r 94.7	r 99.0	r 102.3	3.9	r 0.5	r 0.4	r 0.6	r 1.7	r 0.1
Hungary	944	e 0.1	e 0.0	e 0.0	e 28.6	e 77.0	2.8	r 0.4	r 1.0	r 1.3	r 2.0	r 0.7
Kosovo	967	e 0.2	e 0.5	e 0.4	e 0.3	e 0.2
Macedonia, FYR	962	e 0.4	e 0.0	e 1.3	e 0.4	e 0.1	e 0.1	e 0.3	e 0.3	e 0.7

Libya (672)

In Millions of U.S. Dollars

		Exports (FOB)						Imports (CIF)					
		2016	2017Q1	2017Q2	2017Q3	2017Q4	2018Q1	2016	2017Q1	2017Q2	2017Q3	2017Q4	2018Q1
Montenegro	943	e 0.0	e 0.4
Poland	964	10.5	r 2.2	r 2.5	r 2.6	r 3.3	r 3.1
Romania	968	3.0	r 1.3	r 0.9	r 0.9	r 0.9	r 1.6	118.4	r 22.1	r 23.2	r 22.1	r 25.8	r 25.8
Serbia, Republic of	942	e 0.0	e 0.0	e 0.0	29.0	r 9.3	r 7.5	r 5.5	r 5.2	r 5.2
Turkey	186	108.2	r 35.2	r 51.5	r 37.5	r 43.0	r 66.6	672.0	r 156.1	r 161.4	r 123.9	r 209.9	r 185.1
CIS	901	17.2	4.3	4.4	4.6	4.3	4.3	230.6	84.6	80.4	51.6	54.7	75.5
Armenia	911	e 0.9	e 0.7	e 0.1	e 0.2
Azerbaijan, Rep. of	912	e 0.1	e 0.0	e 0.0
Belarus	913	e 0.0	0.7	r 0.4	r 0.3	r 0.0	r 0.1	r 0.2
Georgia	915	17.1	r 4.3	r 4.3	r 4.6	r 4.3	r 4.3	0.0	r 0.0	r 0.0	r 0.0	r 0.0	r 0.0
Kazakhstan	916	12.2	r 3.0	r 3.0	r 3.0	r 3.0	r 3.0
Moldova	921	e 0.0	e 0.0	e 0.0	e 0.0	e 0.0	e 0.9	e 0.1	e 0.1	e 0.1	e 0.1	e 0.1
Russian Federation	922	e 0.0	e 0.0	68.1	r 37.2	r 41.2	r 23.4	r 22.8	r 33.9
Ukraine	926	e 0.1	e 0.0	e 0.0	e 0.0	147.8	r 43.2	r 35.8	r 25.0	r 28.4	r 38.2
Europe n.s.	884	879.6	r 197.4	r 211.8	r 219.9	r 255.3	r 240.3
Mid East, N Africa, Pak	440	715.3	275.4	261.6	334.5	410.1	481.6	564.4	122.5	127.8	127.8	151.0	134.4
Algeria	612	9.7	r 2.4	r 2.6	r 2.4	r 2.4	r 2.4	47.1	r 7.5	r 13.5	r 4.1	r 3.7	r 2.5
Bahrain, Kingdom of	419	11.3	r 2.5	r 2.7	r 2.8	r 3.3	r 3.1
Egypt	469	611.5	r 236.4	r 226.2	r 303.3	r 368.5	r 418.7	201.3	r 44.9	r 48.1	r 49.9	r 57.9	r 54.5
Iran, I.R. of	429	1.7	r 0.4	r 0.4	r 0.4	r 0.5	r 0.5
Jordan	439	0.0	r 0.0	r 0.0	r 0.0	r 0.0	16.8	r 3.0	r 1.8	r 5.3	r 3.7	r 1.7
Kuwait	443	e 0.5	e 0.0	e 0.0	e 0.0	e 0.0	e 0.0	0.3	r 0.1	r 0.1	r 0.1	r 0.1	r 0.1
Lebanon	446	6.0	r 2.9	r 2.7	r 1.0	r 6.3	r 12.6	0.2	r 0.0	r 0.0	r 0.0	r 0.0	r 0.0
Mauritania	682	0.0	r 0.0	r 0.0	r 0.0	r 0.0	r 0.0	0.2	r 0.0	r 0.0	r 0.0	r 0.1	r 0.1
Morocco	686	47.0	r 15.8	r 14.8	r 9.1	r 16.3	r 33.3	25.2	r 8.0	r 3.8	r 3.3	r 5.6	r 3.0
Oman	449	5.6	r 1.4	r 1.4	r 1.4	r 1.4	r 1.4	2.1	r 0.5	r 0.6	r 0.6	r 0.7	r 0.7
Pakistan	564	1.6	r 0.5	r 0.8	r 0.4	r 0.5	r 0.1
Qatar	453	e 0.1	0.9	r 0.2	r 0.0
Saudi Arabia	456	2.0	r 0.5	r 0.5	r 0.5	r 0.5	r 0.5	30.9	r 10.6	r 7.9	r 10.9	r 11.1	r 7.8
Sudan	732	e 0.9	e 0.3	e 0.1	e 0.1	e 0.2	e 0.3	e 0.6	e 0.3	e 0.2	e 0.0	e 0.2	e 0.5
Syrian Arab Republic	463	4.8	r 2.5	r 2.3	r 3.5	r 4.5	r 5.2	9.4	r 2.1	r 2.3	r 2.4	r 2.7	r 2.6
Tunisia	744	10.2	r 2.3	r 2.1	r 5.1	r 3.1	r 3.6	172.3	r 32.3	r 35.2	r 36.9	r 48.6	r 45.8
United Arab Emirates	466	17.2	r 10.9	r 8.7	r 8.0	r 6.9	r 3.5	42.1	r 9.4	r 10.1	r 10.5	r 12.2	r 11.4
Yemen, Republic of	474	0.5	r 0.1	r 0.1	r 0.1	r 0.1	r 0.1
Sub-Saharan Africa	603	5.5	3.0	3.9	3.4	3.5	3.1	15.1	2.9	2.5	2.5	3.4	2.7
Benin	638	e 0.2	e 0.0	e 0.1	e 0.1	e 0.1	e 0.1	0.0	r 0.0	r 0.0	r 0.0	r 0.0	r 0.0
Burkina Faso	748	e 0.9	e 0.3	e 0.3	e 0.3	e 0.3	e 0.3	0.1	r 0.0	r 0.0	r 0.0	r 0.0	r 0.0
Cameroon	622	e 0.0	e 0.0	e 0.0	e 0.0	e 0.1	e 0.0	0.1	r 0.0	r 0.0	r 0.0	r 0.0	r 0.0
Côte d'Ivoire	662	e 4.0	e 0.9	e 1.1	e 0.9	e 0.9	e 0.8	0.0	r 0.0	r 0.0	r 0.0	r 0.0	r 0.0
Eritrea	643	e 0.1	e 0.0	e 0.0	e 0.0	e 0.0	e 0.0
Gabon	646	e 0.0	e 0.0	e 0.0	e 0.0	e 0.0	e 0.0	2.3	r 0.5	r 0.6	r 0.6	r 0.7	r 0.6
Ghana	652	e 0.3	e 1.7	e 2.0	e 2.0	e 2.1	e 1.8	0.1	r 0.0	r 0.0	r 0.0	r 0.0	r 0.0
Lesotho	666	e 0.1	e 0.0	e 0.0	e 0.0	e 0.0	e 0.0
Niger	692	2.9	r 0.6	r 0.7	r 0.7	r 0.8	r 0.8
Nigeria	694	0.2	r 0.0	r 0.1	r 0.1	r 0.1	r 0.1
Senegal	722	r 0.0	r 0.4	r 0.0	r 0.0
South Africa	199	e 0.0	e 0.0	e 0.3	e 0.0	e 0.0	e 0.0	6.9	r 0.6	r 0.4	r 0.3	r 0.8	r 0.4
Tanzania	738	e 0.0	1.4	r 0.4	r 0.4	r 0.4	r 0.6	r 0.5
Africa n.s.	799	0.9	r 0.2	r 0.2	r 0.2	r 0.3	r 0.3
Western Hemisphere	205	63.2	1.4	1.4	81.8	4.3	41.8	168.0	45.0	61.3	52.3	36.9	42.9
Argentina	213	9.6	r 1.4	r 1.4	r 5.5	r 2.3	r 1.4	57.9	r 1.9	r 13.5	r 14.1	r 4.1	r 17.8
Brazil	223	52.4	r 76.3	r 1.8	r 40.5	87.7	r 13.4	r 28.9	r 32.7	r 24.0	r 13.6
Chile	228	e 0.0	e 0.0	e 0.0	e 0.1	1.4	r 0.2	r 0.5	r 0.1
Colombia	233	0.0	r 0.0	8.5	r 2.5	r 1.8	r 2.0	r 3.1	r 2.0
Costa Rica	238	9.1	r 2.4	r 2.4	r 2.3	r 3.0	r 3.0
Ecuador	248	e 0.2	e 0.0	e 0.0	0.4	r 0.0	r 0.2	r 0.1	r 0.2	r 0.0
Guatemala	258	e 0.0	1.8	r 24.2	r 13.7	r 0.3	r 0.5	r 0.3
Guyana	336	e 0.0	e 0.1
Mexico	273	0.0	r 0.0	0.3	r 0.0	r 0.0	r 0.0	r 0.0	r 3.8
Panama	283	0.1	r 0.0	r 0.0	r 0.0	r 0.0	r 0.0

Libya (672)

In Millions of U.S. Dollars

		Exports (FOB)						Imports (CIF)					
		2016	2017Q1	2017Q2	2017Q3	2017Q4	2018Q1	2016	2017Q1	2017Q2	2017Q3	2017Q4	2018Q1
Peru	293	0.4	r 0.1	r 0.1	r 0.5	r 1.8	r 2.4
Uruguay	298	e 0.9	e 0.1	0.3	r 0.1	r 0.2	r 0.2
Memorandum Items													
Africa	605	73.3	23.8	23.6	20.1	25.5	42.6	260.5	51.0	55.4	47.0	61.6	54.6
Middle East	405	647.5	254.6	241.9	317.7	388.1	442.1	317.4	73.9	74.2	83.0	92.4	82.4
European Union	998	3,947.9	1,758.8	1,579.7	2,478.9	3,036.7	3,388.2	1,495.8	327.7	381.6	412.9	435.4	411.5
Export earnings: fuel	080	35.2	15.3	13.3	12.4	11.2	7.9	229.7	74.9	82.4	58.9	61.7	66.0
Export earnings: nonfuel	092	5,742.0	2,598.7	2,534.3	3,561.2	4,387.1	5,364.8	6,312.5	1,262.5	1,343.5	1,362.2	1,555.5	1,472.2

Lithuania (946)

In Millions of U.S. Dollars

		Exports (FOB)						Imports (CIF)					
		2016	2017Q1	2017Q2	2017Q3	2017Q4	2018Q1	2016	2017Q1	2017Q2	2017Q3	2017Q4	2018Q1
IFS World		25,009.6	6,524.3	7,164.9	7,729.1	8,500.7	8,063.9	27,333.4	7,143.7	7,887.2	8,494.9	9,011.5	8,945.0
World	001	25,009.4	6,527.8	7,166.9	7,724.3	8,481.8	8,068.1	27,333.5	7,126.1	7,815.0	8,402.6	8,914.8	8,959.7
Advanced Economies	110	15,269.7	4,086.6	4,234.6	4,638.1	4,871.1	5,090.0	17,365.8	4,471.4	5,040.5	5,290.5	5,573.3	5,350.9
Euro Area	163	9,390.6	2,402.0	2,632.7	2,930.5	3,023.1	2,936.5	13,168.0	3,362.6	3,787.0	3,977.3	4,271.7	4,134.6
Austria	122	111.6	r 33.7	r 30.7	r 39.1	r 42.3	r 42.2	301.5	r 71.4	r 89.8	r 96.3	r 99.6	r 91.0
Belgium	124	358.6	r 110.5	r 100.3	r 106.3	r 146.1	r 131.2	868.0	r 237.3	r 272.7	r 269.0	r 273.4	r 271.5
Cyprus	423	11.6	r 1.9	r 3.1	r 2.5	r 2.8	r 3.4	11.9	r 5.5	r 6.2	r 8.9	r 10.5	r 10.1
Estonia	939	1,325.1	r 316.2	r 368.7	r 377.5	r 418.1	r 362.7	916.2	r 226.2	r 251.4	r 280.0	r 282.3	r 268.4
Finland	172	455.9	r 105.6	r 131.3	r 125.5	r 147.3	r 135.6	683.8	r 199.1	r 208.1	r 216.9	r 216.2	r 233.7
France	132	691.1	r 186.1	r 155.0	r 155.6	r 252.3	r 251.3	936.8	r 243.0	r 318.1	r 309.8	r 359.4	r 296.7
Germany	134	1,920.7	r 489.5	r 518.5	r 587.0	r 593.4	r 608.3	3,352.5	r 850.9	r 997.0	r 1,064.0	r 1,057.0	r 1,110.8
Greece	174	30.9	r 6.8	r 8.1	r 9.6	r 11.3	r 13.0	48.0	r 11.8	r 18.3	r 12.7	r 17.7	r 16.7
Ireland	178	90.1	r 27.4	r 20.1	r 21.6	r 22.4	r 34.9	107.1	r 23.1	r 28.1	r 49.6	r 52.7	r 37.6
Italy	136	586.1	r 146.8	r 169.1	r 173.8	r 194.0	r 185.5	1,494.1	r 326.4	r 403.0	r 450.6	r 504.3	r 455.7
Latvia	941	2,469.1	r 619.8	r 739.2	r 827.5	r 785.4	r 753.5	2,199.4	r 535.8	r 535.6	r 589.3	r 657.3	r 633.6
Luxembourg	137	7.3	r 2.5	r 3.0	r 4.6	r 4.9	r 4.4	73.8	r 6.3	r 6.0	r 6.9	r 13.8	r 3.7
Malta	181	5.9	r 1.5	r 2.1	r 1.2	r 1.0	r 1.5	4.6	r 0.8	r 1.0	r 0.9	r 0.7	r 0.5
Netherlands	138	783.0	r 212.8	r 266.9	r 342.6	r 230.4	r 243.0	1,327.3	r 405.0	r 414.4	r 372.4	r 432.6	r 452.8
Portugal	182	69.4	r 19.0	r 15.2	r 21.6	r 23.8	r 28.8	50.9	r 13.8	r 12.5	r 16.5	r 15.1	r 16.7
Slovak Republic	936	100.0	r 23.3	r 22.4	r 26.5	r 29.3	r 26.6	161.7	r 40.9	r 41.7	r 47.7	r 52.3	r 45.2
Slovenia	961	43.0	r 9.9	r 8.6	r 10.3	r 11.9	r 14.8	90.4	r 22.1	r 24.5	r 25.9	r 30.8	r 30.2
Spain	184	331.3	r 88.6	r 70.3	r 97.9	r 106.4	r 96.0	539.8	r 143.2	r 158.6	r 159.8	r 196.3	r 159.8
Australia	193	36.9	r 10.6	r 12.9	r 10.3	r 12.5	r 18.6	3.0	r 0.8	r 0.5	r 1.2	r 0.7	r 0.7
Canada	156	68.9	r 8.6	r 14.7	r 12.8	r 12.1	r 12.1	16.0	r 3.9	r 4.7	r 7.6	r 4.3	r 10.1
China,P.R.: Hong Kong	532	37.5	r 7.0	r 11.1	r 11.0	r 9.3	r 8.9	12.5	r 3.3	r 5.3	r 5.5	r 4.4	r 3.9
China,P.R.: Macao	546	0.1	r 0.0	r 0.3	r 0.7	r 0.7	r 0.0	0.0	r 0.0	r 0.0	r 0.0
Czech Republic	935	250.7	r 68.8	r 78.0	r 100.0	r 93.0	r 81.1	486.8	r 129.8	r 166.0	r 164.6	r 189.3	r 157.0
Denmark	128	662.2	r 184.4	r 176.7	r 188.2	r 211.2	r 230.5	486.7	r 130.2	r 147.0	r 130.4	r 128.5	r 158.0
Iceland	176	31.2	r 9.4	r 11.4	r 11.1	r 9.1	r 10.3	8.4	r 1.2	r 2.2	r 1.3	r 1.5	r 1.7
Israel	436	48.6	r 17.9	r 13.2	r 11.4	r 13.7	r 14.9	22.6	r 11.5	r 7.7	r 6.6	r 5.5	r 11.2
Japan	158	143.8	r 40.5	r 28.8	r 29.7	r 34.1	r 89.1	42.0	r 8.0	r 10.1	r 14.0	r 11.7	r 10.1
Korea, Republic of	542	59.4	r 25.4	r 27.5	r 22.7	r 17.9	r 23.4	291.2	r 63.6	r 64.0	r 85.3	r 65.0	r 55.2
New Zealand	196	6.8	r 2.6	r 4.4	r 4.3	r 1.9	r 3.0	14.1	r 2.3	r 3.4	r 3.4	r 3.8	r 3.2
Norway	142	762.8	r 207.5	r 199.8	r 235.4	r 203.1	r 245.5	379.7	r 122.7	r 151.0	r 158.3	r 76.0	r 101.1
San Marino	135	0.1	r 0.0	r 0.0	r 0.0	r 0.0	r 0.2	0.1	r 0.0	r 0.1	r 0.1	r 0.1	r 0.1
Singapore	576	106.7	r 82.3	r 6.3	r 26.4	r 101.0	r 101.7	2.4	r 0.7	r 0.4	r 0.5	r 0.5	r 0.6
Sweden	144	1,187.8	r 343.4	r 356.6	r 363.2	r 368.3	r 412.1	1,179.4	r 282.2	r 307.4	r 320.5	r 334.6	r 332.3
Switzerland	146	116.7	r 34.9	r 35.4	r 43.3	r 47.2	r 47.1	97.4	r 19.0	r 19.0	r 20.4	r 20.7	r 16.4
Taiwan Prov.of China	528	10.4	r 3.7	r 4.2	r 3.1	r 3.3	r 3.5	57.2	r 13.9	r 14.3	r 18.2	r 17.4	r 16.4
United Kingdom	112	1,063.3	r 244.7	r 257.5	r 286.2	r 262.4	r 356.4	748.0	r 231.3	r 253.3	r 265.8	r 310.6	r 229.3
United States	111	1,285.3	r 393.0	r 363.2	r 347.7	r 447.3	r 495.0	350.4	r 84.6	r 97.1	r 109.6	r 127.2	r 109.0
Emerg. & Dev. Economies	200	9,664.9	2,412.7	2,901.3	3,061.9	3,560.4	2,944.0	9,967.6	2,654.6	2,774.5	3,112.0	3,341.4	3,608.8
Emerg. & Dev. Asia	505	314.4	95.0	78.7	87.5	80.4	92.8	925.6	246.6	268.8	289.2	268.4	298.6
Bangladesh	513	5.6	r 0.4	r 1.5	r 1.3	r 1.1	r 2.5	2.0	r 0.5	r 0.5	r 0.8	r 0.4	r 1.0
Brunei Darussalam	516	0.0	r 0.0	r 0.0	r 0.0	r 0.0	r 0.1	r 0.0	r 0.0	r 0.0	r 0.0
Cambodia	522	1.4	r 0.1	r 0.2	r 0.4	r 0.2	r 0.3	2.0	r 0.5	r 0.3	r 0.0	r 0.2	r 0.2
China,P.R.: Mainland	924	136.2	r 48.3	r 51.7	r 46.9	r 55.5	r 53.5	783.8	r 210.2	r 234.8	r 253.9	r 230.9	r 264.8
Fiji	819	0.1	r 0.0	r 0.1	r 0.0	r 0.0
F.T. French Polynesia	887	0.2	r 0.0	r 0.0	r 0.0	r 0.0	r 0.0	0.0	r 0.0	r 0.0	r 0.0	r 0.0
F.T. New Caledonia	839	0.1	r 0.1	r 0.0	r 0.0	r 0.2	r 0.1	0.0
India	534	95.3	r 29.7	r 9.3	r 20.9	r 7.1	r 17.0	52.9	r 15.3	r 10.2	r 13.0	r 14.0	r 10.8
Indonesia	536	8.3	r 2.3	r 1.5	r 2.1	r 1.9	r 3.7	24.2	r 5.6	r 5.3	r 4.9	r 4.4	r 5.1
Malaysia	548	19.6	r 1.6	r 2.3	r 2.0	r 3.1	r 3.9	8.8	r 2.6	r 1.8	r 2.4	r 3.2	r 3.5
Maldives	556	0.1	r 0.0	r 0.0	r 0.0	r 0.5	r 0.2	r 0.0
Marshall Islands	867	0.2	r 0.0	r 0.0	r 0.0	r 0.0	r 0.0	0.0	r 0.0
Mongolia	948	9.4	r 2.4	r 3.8	r 3.6	r 3.5	r 2.0	0.2	r 0.0	r 0.2	r 0.1
Myanmar	518	0.4	r 0.0	r 0.1	r 0.2	r 0.4	r 0.1	1.9	r 0.4	r 0.6	r 0.7	r 1.1	r 1.3
Nepal	558	0.2	r 0.0	r 0.0	r 1.7	r 0.1	r 0.0	0.1	r 0.0	r 0.0	r 0.0	r 0.0	r 0.0
Philippines	566	5.7	r 0.8	r 1.0	r 0.8	r 0.4	r 1.1	2.6	r 0.5	r 0.5	r 0.8	r 0.7	r 0.8
Sri Lanka	524	0.7	r 0.3	r 0.2	r 2.1	r 0.7	r 0.5	4.5	r 1.1	r 1.4	r 1.0	r 1.4	r 1.1

Lithuania (946)

In Millions of U.S. Dollars

		Exports (FOB)						Imports (CIF)					
		2016	2017Q1	2017Q2	2017Q3	2017Q4	2018Q1	2016	2017Q1	2017Q2	2017Q3	2017Q4	2018Q1
Thailand	578	8.2	r 3.1	r 2.8	r 2.2	r 2.2	r 4.2	19.0	r 4.0	r 6.5	r 4.1	r 4.1	r 5.4
Vietnam	582	22.7	r 5.8	r 4.4	r 3.0	r 3.7	r 3.5	23.6	r 5.8	r 6.7	r 7.4	r 8.1	r 4.5
Europe	170	8,524.4	2,149.7	2,603.0	2,742.1	3,124.8	2,678.2	8,706.3	2,345.3	2,355.3	2,696.3	2,879.0	3,160.9
Emerg. & Dev. Europe	903	2,883.6	777.2	802.1	843.9	895.7	924.7	3,524.0	888.2	1,018.2	1,118.5	1,100.5	1,182.4
Albania	914	2.5	r 0.7	r 1.0	r 0.9	r 0.8	r 0.5	0.5	r 0.2	r 0.3	r 0.3	r 0.5	r 0.3
Bosnia and Herzegovina	963	4.0	r 0.9	r 1.1	r 0.9	r 1.2	r 1.4	1.5	r 0.7	r 2.7	r 3.1	r 3.1	r 3.8
Bulgaria	918	59.4	r 12.8	r 23.4	r 15.4	r 15.7	r 17.6	65.6	r 20.2	r 20.4	r 20.2	r 19.8	r 20.1
Croatia	960	25.8	r 6.7	r 7.9	r 10.9	r 8.4	r 14.1	9.8	r 4.3	r 3.3	r 4.6	r 4.4	r 4.8
Faroe Islands	816	5.6	r 1.7	r 1.7	r 1.8	r 1.6	r 2.6	4.7	r 0.1	r 0.2	r 0.2	r 0.6	r 0.3
Gibraltar	823	19.6	r 0.2	r 0.3	r 0.5	r 0.9	r 20.3	0.0	r 0.0	r 0.0	r 0.0
Hungary	944	160.7	r 44.9	r 51.5	r 56.0	r 51.5	r 78.2	232.0	r 60.5	r 63.5	r 65.5	r 67.3	r 77.7
Kosovo	967	2.1	r 0.5	r 0.5	r 0.7	r 0.6	r 0.6	0.0	r 0.1	r 0.0
Macedonia, FYR	962	2.1	r 5.6	r 0.4	r 0.5	r 0.5	r 0.6	2.4	r 0.5	r 0.8	r 0.7	r 0.4	r 0.3
Montenegro	943	0.5	r 0.2	r 0.2	r 0.2	r 0.3	r 0.5	0.1	r 0.2	r 0.0	r 18.3	r 0.0
Poland	964	2,277.0	r 590.8	r 580.6	r 622.5	r 633.0	r 690.9	2,970.0	r 745.9	r 855.0	r 935.6	r 924.9	r 996.5
Romania	968	83.2	r 17.9	r 29.9	r 30.7	r 23.8	r 28.3	69.1	r 14.8	r 21.0	r 23.0	r 22.4	r 23.2
Serbia, Republic of	942	13.6	r 3.9	r 3.8	r 5.0	r 4.1	r 5.5	11.7	r 2.2	r 2.8	r 3.7	r 3.5	r 4.9
Turkey	186	227.6	r 90.4	r 100.0	r 97.7	r 153.4	r 63.6	156.6	r 38.6	r 48.2	r 43.3	r 53.5	r 50.4
CIS	901	5,640.7	1,372.5	1,800.8	1,897.9	2,229.0	1,753.5	5,182.2	1,457.1	1,337.1	1,577.8	1,778.5	1,978.4
Armenia	911	23.7	r 3.9	r 10.8	r 11.6	r 13.6	r 13.5	2.3	r 0.5	r 0.6	r 0.3	r 0.5	r 0.7
Azerbaijan, Rep. of	912	30.8	r 5.3	r 5.8	r 18.5	r 7.8	r 8.9	3.5	r 0.3	r 0.2	r 0.6	r 1.4	r 1.4
Belarus	913	962.5	r 242.8	r 295.1	r 280.8	r 317.8	r 298.6	773.9	r 169.7	r 186.3	r 196.0	r 190.7	r 209.3
Georgia	915	36.9	r 8.3	r 6.7	r 8.8	r 9.9	r 9.4	21.0	r 7.7	r 6.7	r 5.2	r 12.7	r 10.4
Kazakhstan	916	316.4	r 84.4	r 166.4	r 92.7	r 129.5	r 87.2	337.2	r 233.2	r 193.8	r 183.8	r 399.5	r 325.1
Kyrgyz Republic	917	19.7	r 6.5	r 9.9	r 15.6	r 14.2	r 10.7	10.8	r 1.5	r 2.0	r 1.7	r 7.6	r 10.3
Moldova	921	41.2	r 11.1	r 8.6	r 9.8	r 13.0	r 8.4	7.6	r 2.0	r 1.5	r 2.1	r 3.8	r 2.3
Russian Federation	922	3,369.4	r 830.5	r 1,052.3	r 1,193.3	r 1,375.8	r 1,057.8	3,790.8	r 975.0	r 873.7	r 1,120.0	r 1,091.7	r 1,353.3
Tajikistan	923	21.2	r 5.9	r 8.6	r 9.3	r 16.9	r 7.9	7.5	r 1.5	r 0.2	r 0.1	r 0.1	r 0.0
Turkmenistan	925	19.8	r 3.3	r 2.1	r 2.8	r 3.4	r 2.1	0.8	r 0.1	r 0.0	r 0.1	r 0.1
Ukraine	926	675.0	r 143.6	r 190.1	r 225.2	r 279.3	r 207.3	222.6	r 64.3	r 70.7	r 65.6	r 67.6	r 63.6
Uzbekistan	927	124.1	r 26.9	r 44.5	r 29.3	r 47.9	r 41.8	4.1	r 1.2	r 1.4	r 2.4	r 2.5	r 2.1
Europe n.s.	884	0.0	r 0.0	r 0.0	r 0.4	r 0.1	r 0.0	0.2	r 0.0	r 0.0	r 0.0	r 0.0	r 0.0
Mid East, N Africa, Pak	440	564.5	123.0	123.3	144.6	229.9	80.0	162.8	16.1	88.8	50.6	149.8	73.8
Afghanistan, I.R. of	512	3.2	r 1.8	r 1.7	r 3.6	r 2.9	r 2.4	0.0	r 0.1	r 0.0
Algeria	612	50.2	r 15.8	r 14.4	r 37.5	r 76.6	r 2.1	0.1	r 0.0	r 0.0
Bahrain, Kingdom of	419	0.5	r 0.0	r 0.1	r 0.1	r 0.2	r 0.1	0.8	r 0.4	r 0.3	r 0.0	r 0.0	r 0.0
Djibouti	611	0.3	r 0.0	r 0.0	r 0.0
Egypt	469	170.4	r 3.6	r 6.5	r 2.5	r 17.1	r 13.5	9.3	r 4.3	r 3.7	r 3.5	r 3.7	r 8.4
Iran, I.R. of	429	17.2	r 1.3	r 3.4	r 1.4	r 1.9	r 1.3	4.6	r 0.7	r 1.0	r 1.2	r 1.7	r 1.9
Iraq	433	5.0	r 1.3	r 1.1	r 1.1	r 3.3	r 3.4	0.0	r 0.0	r 0.0	r 0.0
Jordan	439	4.3	r 1.0	r 1.0	r 0.9	r 1.3	r 0.8	0.3	r 0.1	r 0.2	r 0.0	r 0.0	r 0.0
Kuwait	443	2.6	r 0.4	r 0.5	r 0.4	r 0.9	r 0.4	0.0	r 0.0	r 0.0	r 0.0	r 0.0	r 0.0
Lebanon	446	3.7	r 2.1	r 1.0	r 1.4	r 1.6	r 1.4	0.6	r 0.0	r 0.0	r 0.0	r 0.1	r 0.0
Libya	672	2.9	r 1.4	r 4.2	r 7.6	r 3.6	r 4.3	0.0	r 0.0	r 0.0	r 0.0	r 0.0
Mauritania	682	1.1	r 0.4	r 0.1	r 0.2	r 0.2	r 0.3	0.3
Morocco	686	7.8	r 12.2	r 2.4	r 2.1	r 2.7	r 3.2	12.9	r 3.4	r 0.5	r 0.1	r 1.6	r 1.4
Oman	449	2.6	r 0.4	r 0.6	r 0.4	r 0.3	r 0.5	0.3	r 0.1	r 0.1	r 0.0	r 0.1	r 0.0
Pakistan	564	8.6	r 2.4	r 1.7	r 1.2	r 1.0	r 1.1	21.7	r 4.3	r 6.3	r 4.3	r 5.7	r 5.8
Qatar	453	1.4	r 0.4	r 0.8	r 1.1	r 0.7	r 0.7	3.7	r 0.7	r 1.1	r 2.1	r 2.2	r 1.5
Saudi Arabia	456	165.6	r 52.9	r 29.6	r 56.8	r 55.5	r 17.8	103.0	r 1.3	r 73.9	r 38.5	r 134.0	r 54.2
Somalia	726	0.1	r 0.0	r 0.0
Sudan	732	18.9	r 9.3	r 0.1	r 0.1	r 0.2	r 0.2	0.0	r 0.0	r 0.0	r 0.0	r 0.0	r 0.0
Syrian Arab Republic	463	0.3	r 0.4	r 0.1	r 0.1	r 0.4	r 0.2	r 0.0
Tunisia	744	1.9	r 0.4	r 0.6	r 0.5	r 1.1	r 0.8	0.1	r 0.1	r 0.0	r 0.2	r 0.1	r 0.1
United Arab Emirates	466	84.9	r 15.0	r 53.0	r 25.5	r 57.7	r 25.0	5.2	r 0.8	r 1.6	r 0.5	r 0.5	r 0.4
West Bank and Gaza	487	0.6	r 0.1	r 0.3	r 0.1	r 0.4	r 0.2
Yemen, Republic of	474	10.5	r 0.4	r 0.1	r 0.1	r 0.0	r 0.2	r 0.0
Sub-Saharan Africa	603	182.4	25.8	54.1	57.8	89.7	64.5	68.9	16.7	8.8	43.2	2.6	33.0
Angola	614	23.2	r 2.5	r 1.0	r 1.6	r 29.2	r 2.1	0.0	r 0.2	r 0.0	r 0.0
Benin	638	2.6	r 0.2	r 0.6	r 0.9	r 1.1	r 0.9	0.7	r 0.1	r 0.0

Lithuania (946)

In Millions of U.S. Dollars

		Exports (FOB)						Imports (CIF)					
		2016	2017Q1	2017Q2	2017Q3	2017Q4	2018Q1	2016	2017Q1	2017Q2	2017Q3	2017Q4	2018Q1
Burkina Faso	748	0.5	r 0.1	r 0.0	r 0.1	r 0.0	r 0.4	0.0	r 0.0
Cabo Verde	624	0.1	r 0.0	r 0.0	r 0.0
Cameroon	622	2.5	r 0.7	r 1.1	r 0.7	r 1.2	r 0.7	0.0	r 0.0	r 0.0	r 0.0
Central African Rep.	626	r 0.0	r 0.1	r 0.0	r 0.0	r 0.0	r 0.0
Chad	628	0.0	r 0.0	r 0.3	r 0.0	r 0.0	r 0.1
Comoros	632	0.1	0.0	r 0.0
Congo, Dem. Rep. of	636	0.1	r 0.2	r 1.0	r 0.3	r 0.7	r 1.0	0.0	r 0.0
Congo, Republic of	634	11.6	r 0.1	r 0.0	r 0.3	r 0.1	r 0.1	0.2	r 0.0
Côte d'Ivoire	662	2.7	r 0.2	r 0.3	r 1.4	r 0.6	r 4.5	0.1	r 0.1	r 0.1	r 0.2	r 0.2	r 0.1
Equatorial Guinea	642	0.1	r 0.0	r 0.0	r 0.0	r 0.0
Ethiopia	644	1.1	r 0.0	r 0.0	r 0.1	r 0.4	r 0.3	0.3	r 0.1	r 0.1	r 0.1	r 0.2	r 0.0
Gabon	646	0.1	r 0.1	r 0.0	r 0.0	r 0.0	r 0.0	0.0
Gambia, The	648	0.2	r 0.1	r 0.0	r 0.0	r 0.1	r 0.1
Ghana	652	3.0	r 1.1	r 1.2	r 1.3	r 0.8	r 0.9	0.1	r 0.0	r 0.0	r 0.0	r 0.0
Guinea	656	0.3	r 0.1	r 0.1	r 0.1	r 0.1	r 0.0	0.1	r 0.0	r 0.0
Guinea-Bissau	654	0.2	r 0.0	r 0.0	r 0.0	r 0.1
Kenya	664	24.1	r 0.2	r 0.6	r 0.3	r 1.1	r 11.1	0.2	r 0.1	r 0.1	r 0.4	r 0.1	r 0.4
Lesotho	666	0.0	r 0.1
Liberia	668	0.3	r 0.0	r 0.1	r 0.2	r 0.1	r 0.0	0.0	r 0.0
Madagascar	674	0.0	r 0.1	r 0.1	r 0.2	r 0.2	r 0.1	0.0	r 0.0	r 0.0	r 0.0
Malawi	676	1.4	r 0.5	r 0.7	r 0.4	r 7.1	r 0.4	4.9	r 1.1	r 0.5	r 1.0	r 0.3	r 0.5
Mali	678	0.1	r 0.0	r 0.0	r 0.4	r 2.9	r 0.8	r 0.0	r 0.0
Mauritius	684	0.4	r 0.1	r 0.1	r 0.1	r 0.4	r 0.7	0.0	r 0.0	r 0.2	r 0.3	r 0.1	r 0.0
Mozambique	688	12.6	r 0.4	r 0.5	r 0.6	r 10.3	r 3.4	8.9	r 1.3	r 0.3	r 0.3	r 0.3	r 0.1
Namibia	728	9.8	r 0.1	r 0.1	r 0.2	r 0.1	r 0.4	0.2	r 0.2	r 0.0	r 0.0	r 0.2
Niger	692	0.1	r 0.0	r 0.0	r 0.0	0.0
Nigeria	694	32.1	r 9.2	r 37.5	r 20.2	r 9.4	r 15.5	0.0	r 0.0	r 0.0	r 16.7	r 0.0	r 0.0
Rwanda	714	0.8	r 0.0	r 0.4	r 0.0	r 0.1	r 0.0	0.0	r 0.0
Senegal	722	3.9	r 0.2	r 0.4	r 0.2	r 1.6	r 0.5	0.0	r 0.0	r 0.0
Seychelles	718	0.3	r 0.0	r 0.0	r 0.0	r 0.0	r 0.0
Sierra Leone	724	0.2	r 0.1	r 0.1	r 0.1	r 0.3	r 0.3	0.0
South Africa	199	29.7	r 5.4	r 6.1	r 25.5	r 19.5	r 18.3	46.4	r 12.5	r 7.0	r 23.6	r 1.1	r 30.6
Tanzania	738	5.6	r 0.1	r 1.0	r 0.2	r 1.0	r 0.5	5.7	r 1.1	r 0.3	r 0.6	r 0.2	r 0.8
Togo	742	8.0	r 3.6	r 0.4	r 0.5	r 0.6	r 0.5
Uganda	746	0.5	r 0.1	r 0.2	r 0.0	r 0.1	r 0.1	0.8	r 0.1	r 0.1	r 0.1	r 0.1	r 0.1
Zambia	754	3.2	r 0.2	r 0.3	r 1.5	r 0.4	r 0.2
Zimbabwe	698	1.0	r 0.1	r 0.1	r 0.1	r 0.0	r 0.3	0.2	r 0.0	r 0.0	r 0.0
Western Hemisphere	205	79.3	19.1	42.2	29.9	35.6	28.5	104.0	29.9	52.7	32.8	41.6	42.5
Antigua and Barbuda	311	0.1	r 0.0	r 0.0	r 0.0	0.0	r 0.0	r 0.0
Argentina	213	8.2	r 0.9	r 17.2	r 7.2	r 6.4	r 1.5	26.4	r 9.5	r 12.4	r 11.4	r 14.0	r 11.8
Bahamas, The	313	1.0	r 0.0	r 0.0	r 0.0	r 0.3	r 1.1	0.0
Barbados	316	0.1	r 0.0	r 0.0	r 0.0	r 0.0	r 0.1	0.0	r 0.0	r 0.0	r 0.0
Belize	339	1.4	r 0.0	r 0.0	r 0.0	r 0.0
Bermuda	319	0.1	r 0.0	r 0.0	0.0
Bolivia	218	0.8	r 0.3	r 0.1	r 0.3	r 0.2	r 0.1	0.7	r 0.2	r 0.1	r 0.0	r 0.3
Brazil	223	15.9	r 4.8	r 5.3	r 7.0	r 10.1	r 3.5	25.0	r 6.6	r 6.3	r 5.5	r 6.9	r 7.8
Chile	228	8.8	r 2.4	r 3.1	r 1.8	r 2.4	r 3.1	15.6	r 1.9	r 2.8	r 3.5	r 3.6	r 3.2
Colombia	233	1.8	r 0.4	r 0.5	r 0.6	r 1.0	r 0.6	2.2	r 0.3	r 0.1	r 0.2	r 0.2	r 0.2
Costa Rica	238	1.4	r 0.3	r 0.5	r 0.1	r 0.3	r 0.4	12.7	r 1.5	r 1.8	r 1.5	r 2.6	r 2.0
Dominica	321	1.1	r 0.7	r 0.2	r 0.0	r 0.0	r 0.0
Dominican Republic	243	2.2	r 0.3	r 0.6	r 0.5	r 1.2	r 0.9	0.0	r 0.0	r 0.0	r 0.0	r 0.0	r 0.1
Ecuador	248	1.0	r 0.4	r 0.4	r 0.3	r 0.3	r 0.4	12.1	r 3.1	r 3.0	r 2.5	r 3.0	r 4.9
El Salvador	253	0.1	r 0.0	r 0.0	0.1	r 0.0	r 0.0	r 0.0	r 0.0	r 0.0
Greenland	326	0.2	r 0.1	r 0.1	r 0.0	r 0.1	r 0.1	0.0	r 0.3	r 0.0	r 0.0	r 0.0
Grenada	328	0.1	r 0.0	r 0.0	r 0.1	r 0.1
Guatemala	258	0.3	r 0.1	r 0.3	r 0.2	r 0.2	r 0.4	0.0	r 0.1	r 0.0	r 0.6	r 0.1
Guyana	336	0.3	r 0.1	r 0.0	r 0.0	r 0.2	0.0	r 0.0	r 0.0
Haiti	263	0.3	r 0.0	r 0.1	r 0.1	r 0.0	r 0.1	0.0	r 0.0	r 0.0	r 0.0	r 0.0	r 0.0
Honduras	268	0.2	r 0.0	r 0.5	r 0.0	0.0	r 0.0	r 0.0	r 0.0	r 0.0	r 0.0
Jamaica	343	0.0	r 0.0	r 0.0	r 0.1	r 0.6	r 0.4	0.0

Lithuania (946)

In Millions of U.S. Dollars

		Exports (FOB)						Imports (CIF)					
		2016	2017Q1	2017Q2	2017Q3	2017Q4	2018Q1	2016	2017Q1	2017Q2	2017Q3	2017Q4	2018Q1
Mexico	273	16.6	r 5.0	r 4.7	r 4.9	r 5.4	r 7.8	5.5	r 4.9	r 9.3	r 6.7	r 9.3	r 10.3
Nicaragua	278	0.3	r 0.1	r 0.7	r 0.0	r 0.0	r 0.1	0.0	r 0.0	r 0.0	r 0.1	r 0.1	r 0.2
Panama	283	3.9	r 2.0	r 3.3	r 3.2	r 3.6	r 4.5	0.0	r 0.0	r 0.0
Paraguay	288	0.6	r 0.3	r 0.2	r 0.7	r 0.2	r 0.1	0.0	r 0.0	r 0.0
Peru	293	1.6	r 0.2	r 0.7	r 0.8	r 0.7	r 0.5	2.8	r 1.3	r 0.6	r 1.0	r 0.7	r 0.8
Sint Maarten	352	0.2	r 0.1	r 0.1	r 0.1	r 0.1
St. Kitts and Nevis	361	0.1	r 0.0	r 0.1	0.0	r 0.0
Suriname	366	0.1	r 0.0	r 0.0	r 0.0	r 0.0	r 0.0	0.0	r 0.0
Trinidad and Tobago	369	0.2	r 0.1	r 0.2	r 0.2	r 0.1	r 0.4	r 15.6
Uruguay	298	9.9	r 0.5	r 3.3	r 1.7	r 2.2	r 0.5	0.8	r 0.3	r 0.4	r 0.1	r 0.4	r 0.6
Venezuela, Rep. Bol.	299	0.4	r 0.0	r 0.0	r 1.5	0.0	r 0.0	r 0.0	r 0.0	r 0.3
Other Countries n.i.e	910	1.9	1.5	1.8	0.9	16.5	1.8	0.0	0.0	0.0
Cuba	928	1.9	r 0.9	r 1.1	r 0.9	r 16.5	r 1.8	0.0	r 0.0	r 0.0
Korea, Dem. People's Rep.	954	r 0.6	r 0.6
Special Categories	899	72.9	r 27.1	r 29.3	r 23.4	r 33.8	r 32.3
Countries & Areas n.s.	898	0.1	r 0.1	r 0.1	r 0.0	r 0.1	r 0.0
Memorandum Items													
Africa	605	262.7	63.9	71.7	98.2	170.6	71.1	82.3	20.2	9.3	43.5	4.3	34.5
Middle East	405	472.4	80.7	102.3	99.5	145.1	69.8	127.7	8.3	82.0	45.9	142.4	66.6
European Union	998	15,160.6	3,916.4	4,194.8	4,603.7	4,690.4	4,845.6	19,415.3	4,981.8	5,623.8	5,907.4	6,273.4	6,133.6
Export earnings: fuel	080	4,150.8	1,026.1	1,374.2	1,463.2	1,757.7	1,232.4	4,265.3	1,216.3	1,164.6	1,366.2	1,634.8	1,743.9
Export earnings: nonfuel	092	20,858.6	5,501.7	5,792.7	6,261.1	6,724.1	6,835.7	23,068.2	5,909.8	6,650.4	7,036.3	7,280.0	7,215.9

Luxembourg (137)

In Millions of U.S. Dollars

		Exports (FOB)						Imports (CIF)					
		2016	2017Q1	2017Q2	2017Q3	2017Q4	2018Q1	2016	2017Q1	2017Q2	2017Q3	2017Q4	2018Q1
IFS World		13,179.5	3,513.3	3,477.2	3,617.0	3,683.5	19,517.3	5,190.6	5,344.2	5,144.2	5,700.9
World	001	15,814.6	3,912.5	3,859.8	3,951.2	4,026.1	4,329.3	21,773.7	5,548.5	5,700.3	5,449.7	5,962.7	6,232.2
Advanced Economies	110	13,789.7	3,450.3	3,375.6	3,457.8	3,530.9	3,768.1	19,035.7	5,047.0	5,222.2	4,981.3	5,425.9	5,788.9
Euro Area	163	11,298.8	2,743.6	2,828.5	2,925.3	2,978.2	3,210.8	15,987.6	4,206.0	4,495.4	4,340.8	4,741.4	5,026.0
Austria	122	259.3	r 74.0	r 76.3	r 78.4	r 82.6	r 87.1	142.4	r 34.5	r 42.1	r 37.0	r 40.4	r 40.1
Belgium	124	2,637.8	r 655.3	r 684.6	r 690.6	r 729.6	r 790.5	6,403.5	r 1,719.0	r 1,811.2	r 1,729.0	r 1,919.8	r 2,069.9
Cyprus	423	16.6	r 1.6	r 2.1	r 1.8	r 3.0	r 1.0	9.9	r 2.8	r 2.8	r 3.1	r 4.1	r 3.0
Estonia	939	18.4	r 1.7	r 2.5	r 2.3	r 1.6	r 1.8	2.2	r 0.4	r 0.5	r 0.8	r 0.6	r 0.4
Finland	172	53.1	r 14.8	r 15.0	r 14.0	r 16.9	r 15.5	22.7	r 6.1	r 4.9	r 6.1	r 10.6	r 10.1
France	132	2,445.1	r 540.9	r 554.8	r 563.0	r 570.6	r 614.8	2,269.5	r 670.7	r 631.9	r 595.0	r 699.3	r 692.3
Germany	134	3,663.6	r 952.6	r 979.3	r 1,069.2	r 1,025.2	r 1,116.3	5,277.1	r 1,273.3	r 1,488.3	r 1,411.7	r 1,471.1	r 1,612.5
Greece	174	55.8	r 10.6	r 8.3	r 9.1	r 9.2	r 8.0	16.9	r 3.9	r 5.2	r 2.6	r 1.7	r 1.1
Ireland	178	45.6	r 9.7	r 11.2	r 14.4	r 16.2	r 18.8	137.2	r 39.9	r 32.4	r 37.5	r 55.0	r 44.8
Italy	136	608.0	r 161.7	r 173.8	r 145.3	r 161.4	r 165.8	455.2	r 115.7	r 123.2	r 120.2	r 146.0	r 145.4
Latvia	941	20.3	r 1.6	r 1.8	r 1.7	r 1.7	r 1.7	6.9	r 1.4	r 1.2	r 1.5	r 1.7	r 2.5
Lithuania	946	90.9	r 7.7	r 4.7	r 4.7	r 6.1	r 9.0	10.4	r 4.3	r 3.0	r 4.7	r 5.1	r 4.7
Malta	181	3.6	r 0.3	r 0.7	r 0.4	r 0.4	r 0.5	1.0	r 0.2	r 0.2	r 0.1	r 0.1	r 0.2
Netherlands	138	810.0	r 183.3	r 191.4	r 201.2	r 219.0	r 232.8	951.5	r 253.4	r 270.6	r 286.4	r 280.3	r 301.0
Portugal	182	60.7	r 14.3	r 16.9	r 18.0	r 18.4	r 19.1	62.6	r 16.3	r 16.7	r 16.2	r 21.1	r 21.0
Slovak Republic	936	49.2	r 12.0	r 12.2	r 13.7	r 15.1	r 15.2	26.4	r 6.8	r 6.7	r 9.0	r 7.5	r 7.4
Slovenia	961	38.5	r 10.5	r 10.6	r 11.7	r 10.9	r 12.6	15.6	r 2.9	r 2.9	r 4.0	r 4.2	r 5.3
Spain	184	422.4	r 90.8	r 82.4	r 85.9	r 90.3	r 100.3	176.6	r 54.6	r 51.6	r 75.9	r 72.6	r 64.3
Australia	193	21.1	r 5.1	r 6.5	r 7.3	r 6.4	r 5.1	4.4	r 1.3	r 1.7	r 0.8	r 2.1	r 1.8
Canada	156	86.3	r 21.9	r 29.5	r 27.9	r 21.7	r 24.6	232.1	r 9.4	r 12.4	r 32.6	r 52.3	r 32.6
China,P.R.: Hong Kong	532	34.1	r 6.4	r 10.2	r 7.8	r 8.1	r 8.0	14.2	r 4.6	r 2.5	r 2.4	r 2.2	r 2.5
China,P.R.: Macao	546	0.3	r 0.4	r 0.1	r 0.1	r 0.1	r 0.1	0.0	r 0.0	r 0.0	r 0.0	r 0.0
Czech Republic	935	277.9	r 47.4	r 50.4	r 55.0	r 53.0	r 59.6	189.5	r 46.1	r 54.7	r 45.1	r 54.7	r 59.0
Denmark	128	116.4	r 32.2	r 26.7	r 28.7	r 23.0	r 31.1	49.7	r 13.6	r 13.2	r 13.5	r 15.3	r 16.5
Iceland	176	11.0	r 0.7	r 0.4	r 0.6	r 0.5	r 0.6	0.8	r 0.0	r 0.0	r 0.1	r 0.0	r 0.0
Israel	436	28.6	r 5.3	r 4.2	r 4.7	r 4.8	r 6.9	10.2	r 5.2	r 5.9	r 3.8	r 2.7	r 4.2
Japan	158	72.7	r 18.2	r 20.4	r 23.7	r 23.3	r 21.2	467.9	r 142.7	r 147.7	r 137.9	r 157.2	r 161.3
Korea, Republic of	542	62.0	r 13.6	r 11.9	r 11.4	r 16.9	r 15.9	14.5	r 5.0	r 8.4	r 5.0	r 7.5	r 6.3
New Zealand	196	4.1	r 0.8	r 0.8	r 1.0	r 0.5	r 0.7	0.4	r 0.0	r 0.0	r 0.0	r 0.0	r 0.0
Norway	142	76.6	r 17.4	r 15.4	r 16.8	r 17.2	r 18.8	3.2	r 2.9	r 0.8	r 0.9	r 1.0	r 0.7
Singapore	576	19.2	r 4.7	r 4.1	r 5.4	r 8.5	r 5.1	4.8	r 0.8	r 0.4	r 0.7	r 0.5	r 0.8
Sweden	144	191.5	r 52.0	r 51.2	r 47.9	r 51.8	r 59.6	78.2	r 22.7	r 23.4	r 19.2	r 24.4	r 26.7
Switzerland	146	459.4	r 230.9	r 34.5	r 49.8	r 40.8	r 51.8	160.4	r 50.2	r 27.9	r 29.4	r 29.9	r 28.0
Taiwan Prov.of China	528	10.8	r 2.2	r 3.1	r 2.5	r 1.8	r 3.1	39.0	r 9.4	r 12.5	r 13.1	r 10.5	r 8.7
United Kingdom	112	594.1	r 157.0	r 147.1	r 157.9	r 161.2	r 131.1	255.2	r 111.0	r 69.0	r 65.0	r 71.5	r 70.3
United States	111	424.6	r 90.5	r 130.5	r 84.1	r 113.1	r 113.9	1,523.6	r 416.3	r 346.4	r 271.0	r 252.8	r 343.4
Emerg. & Dev. Economies	200	1,907.2	438.4	438.1	470.1	467.2	533.4	2,721.9	496.8	474.7	465.6	533.9	440.4
Emerg. & Dev. Asia	505	396.2	98.3	97.4	101.3	87.5	105.2	1,356.8	132.4	108.5	115.0	109.3	100.5
Bangladesh	513	11.2	r 2.3	r 0.9	r 2.4	r 2.9	r 0.7	0.0	r 0.0	r 0.0	r 0.0	r 0.1	r 0.0
Brunei Darussalam	516	0.1	r 0.0	r 0.0	r 0.0	r 0.0	r 0.0	r 0.0	r 0.0	r 0.0
Cambodia	522	3.0	r 0.7	r 0.1	r 0.1	r 0.1	r 0.1	21.4	r 0.0	r 0.0	r 0.0	r 0.0	r 0.0
China,P.R.: Mainland	924	246.2	r 58.4	r 62.8	r 67.6	r 53.1	r 64.4	1,260.8	r 83.6	r 90.2	r 95.5	r 90.5	r 84.2
Fiji	819	0.2	r 0.0	r 1.0	r 1.6	r 0.0	r 0.0	0.0	r 0.0
F.T. French Polynesia	887	0.6	r 0.0	r 0.1	r 0.1	r 0.0	r 0.0	0.0	r 0.0	r 0.0	r 0.0	r 0.0
F.T. New Caledonia	839	0.4	r 0.3	r 0.2	r 0.4	r 0.3	r 0.3	0.0	r 0.0	r 0.0	r 0.0
Guam	829	0.1	r 0.0	r 0.2	r 0.0	r 0.0	r 0.0
India	534	47.1	r 11.0	r 8.1	r 6.9	r 8.0	r 13.4	9.9	r 3.8	r 1.2	r 1.6	r 2.3	r 2.0
Indonesia	536	18.2	r 5.7	r 4.7	r 2.3	r 4.6	r 8.0	0.9	r 0.3	r 0.1	r 0.1	r 0.3	r 0.4
Lao People's Dem.Rep	544	0.1	r 0.0	r 0.1	r 0.0	r 0.1	r 0.1	0.0	r 0.0	r 0.0	r 0.0
Malaysia	548	16.5	r 3.9	r 2.4	r 3.4	r 3.2	r 2.8	13.4	r 2.3	r 1.9	r 2.1	r 2.3	r 1.8
Maldives	556	0.2	r 2.3	r 2.0	r 0.0	r 0.1	r 0.0	r 0.0
Mongolia	948	0.1	r 0.0	r 0.0	r 0.0	r 0.0	r 0.0	r 0.0	r 0.1	r 0.1
Myanmar	518	0.7	r 0.0	r 0.5	r 0.9	r 0.0	r 0.1	0.0	r 0.0	r 0.0
Nepal	558	0.0	r 0.0	r 0.2	r 0.0	r 0.3	r 0.0	0.0	r 0.0	r 0.0	r 0.0	r 0.0
Papua New Guinea	853	1.2	r 0.1	r 0.0	r 0.1	r 0.0	r 0.0	0.0
Philippines	566	8.6	r 1.0	r 2.1	r 4.4	r 0.9	r 1.8	4.9	r 1.1	r 1.5	r 1.7	r 1.4	r 0.6

Luxembourg (137)

In Millions of U.S. Dollars

		Exports (FOB)						Imports (CIF)					
		2016	2017Q1	2017Q2	2017Q3	2017Q4	2018Q1	2016	2017Q1	2017Q2	2017Q3	2017Q4	2018Q1
Solomon Islands	813	0.1	r 0.2
Sri Lanka	524	1.2	r 0.5	r 0.3	r 0.1	r 0.1	r 0.0	0.0	r 0.0	r 0.0	r 0.0	r 0.0
Thailand	578	14.5	r 2.6	r 4.0	r 2.8	r 5.9	r 3.2	5.4	r 0.7	r 0.6	r 0.8	r 0.9	r 0.8
Vanuatu	846	r 0.1
Vietnam	582	25.7	r 9.5	r 7.6	r 8.0	r 7.5	r 10.0	40.0	r 10.1	r 13.0	r 13.2	r 11.5	r 10.7
Asia n.s.	598	0.0	r 0.0	r 0.0	r 0.3	0.0	r 30.6	r 0.0	r 0.0
Europe	170	861.9	217.8	226.7	247.9	231.1	262.5	335.7	91.5	106.2	116.0	108.2	129.9
Emerg. & Dev. Europe	903	662.1	170.7	175.0	176.9	177.6	211.7	321.0	84.5	98.6	106.8	102.8	121.4
Albania	914	0.1	r 0.0	r 0.4	r 0.2	r 0.3	r 0.2	0.1	r 0.0	r 0.1	r 1.7	r 0.1	r 0.0
Bosnia and Herzegovina	963	0.4	r 0.2	r 0.2	r 0.2	r 0.1	r 0.2	1.6	r 0.3	r 0.4	r 0.3	r 0.3	r 0.3
Bulgaria	918	22.6	r 5.6	r 5.5	r 7.3	r 5.7	r 7.9	1.2	r 0.3	r 2.5	r 2.6	r 3.5	r 1.2
Croatia	960	7.7	r 2.5	r 1.6	r 2.9	r 2.4	r 2.2	7.4	r 1.4	r 3.2	r 7.2	r 6.3	r 6.8
Faroe Islands	816	0.1	r 0.5	r 0.2	r 0.0	r 0.1	r 0.1
Gibraltar	823	14.7	r 3.7	r 3.8	r 3.8	r 3.2	r 4.8	0.0	r 0.0
Hungary	944	74.2	r 29.7	r 24.1	r 19.7	r 19.0	r 24.6	55.2	r 12.3	r 12.3	r 15.2	r 14.1	r 16.9
Kosovo	967	0.5	r 0.1	r 0.1	r 0.1	r 0.0	r 0.1	1.5	r 0.3	r 0.2	r 0.0	r 0.0	r 0.1
Macedonia, FYR	962	1.3	r 0.3	r 0.2	r 0.3	r 0.4	r 1.4	2.1	r 0.5	r 0.2	r 0.2	r 0.3	r 0.7
Montenegro	943	0.2	r 0.2	r 0.1	r 0.0	r 0.0	r 0.2	0.1	r 0.0	r 0.0	r 0.0
Poland	964	292.2	r 78.6	r 84.2	r 86.3	r 91.1	r 98.8	200.8	r 60.7	r 70.8	r 70.9	r 67.4	r 82.4
Romania	968	102.0	r 16.1	r 21.8	r 19.1	r 23.2	r 17.1	15.9	r 2.3	r 2.3	r 3.2	r 3.8	r 3.4
Serbia, Republic of	942	5.8	r 1.8	r 2.1	r 1.1	r 1.5	r 3.0	12.6	r 1.6	r 2.0	r 1.4	r 1.1	r 0.5
Turkey	186	140.3	r 31.5	r 30.7	r 35.9	r 30.6	r 51.1	22.7	r 4.8	r 4.7	r 4.1	r 5.8	r 9.2
CIS	901	197.6	46.1	51.6	70.4	53.0	50.1	14.7	6.9	7.6	9.2	5.5	8.1
Armenia	911	0.3	r 0.0	r 0.1	r 0.2	r 0.0	r 0.1	0.9	r 0.4	r 0.7	r 0.3	r 0.3	r 0.2
Azerbaijan, Rep. of	912	12.8	r 6.3	r 2.4	r 3.1	r 4.0	r 2.5	0.0	r 0.0	r 0.0	r 0.0	r 0.0	r 0.0
Belarus	913	2.7	r 0.5	r 2.7	r 0.7	r 0.2	r 0.6	2.7	r 0.6	r 0.8	r 0.8	r 0.7	r 0.3
Georgia	915	0.9	r 0.2	r 0.2	r 0.3	r 0.0	r 1.4	0.2	r 0.0	r 0.0	r 0.2	r 0.0	r 0.0
Kazakhstan	916	13.6	r 1.8	r 1.0	r 2.0	r 2.2	r 1.3	0.0	r 0.0	r 0.0	r 0.0	r 0.0
Kyrgyz Republic	917	0.8	r 0.0	r 0.2	r 0.0	r 0.0	r 0.4	r 0.0	r 0.0	r 0.0
Moldova	921	1.1	r 0.0	r 0.1	r 0.4	r 0.5	r 0.2	0.0	r 0.0	r 0.0	r 0.0	r 0.0	r 0.0
Russian Federation	922	142.9	r 31.3	r 40.3	r 59.2	r 43.7	r 37.4	5.5	r 4.4	r 4.0	r 5.2	r 2.4	r 5.8
Turkmenistan	925	0.9	r 1.5	r 0.1	r 0.3	r 0.0	r 0.1
Ukraine	926	16.2	r 4.2	r 4.2	r 4.0	r 2.1	r 6.2	5.4	r 1.5	r 2.1	r 2.7	r 2.1	r 1.8
Uzbekistan	927	5.4	r 0.2	r 0.3	r 0.1	r 0.2	r 0.0	0.0
Europe n.s.	884	2.2	r 1.0	r 0.2	r 0.5	r 0.5	r 0.6	0.1	r 0.0	r 0.0	r 0.0	r 0.0	r 0.3
Mid East, N Africa, Pak	440	417.3	45.8	53.2	56.6	59.2	76.4	22.1	4.3	5.9	4.6	6.0	6.9
Afghanistan, I.R. of	512	1.1	r 0.3	r 2.9	r 1.3	r 2.5	r 0.1	0.0	r 0.0	r 0.0
Algeria	612	21.9	r 6.2	r 5.6	r 5.1	r 4.5	r 4.1	0.0	r 0.0	r 0.5	r 0.0	r 0.0	r 0.0
Bahrain, Kingdom of	419	2.6	r 0.4	r 1.2	r 3.8	r 3.5	r 1.3	0.6	r 0.0	r 0.0	r 0.0
Djibouti	611	0.0	r 0.1	r 0.0	r 0.0	r 0.0	r 0.0	0.0
Egypt	469	19.6	r 2.2	r 5.2	r 5.9	r 4.7	r 5.3	0.0	r 0.3	r 0.0	r 0.2	r 0.7	r 0.7
Iran, I.R. of	429	3.9	r 1.9	r 1.5	r 1.6	r 1.8	r 2.7	0.1	r 0.0	r 0.0	r 0.0	r 0.1	r 0.1
Iraq	433	2.4	r 0.2	r 0.1	r 0.2	r 0.2	r 0.6	0.0	r 0.0	r 0.0	r 0.0	r 0.0	r 0.0
Jordan	439	3.2	r 1.6	r 0.5	r 0.6	r 1.1	r 0.5	2.1	r 0.0	r 0.0	r 0.1	r 0.0	r 0.0
Kuwait	443	8.0	r 1.6	r 2.6	r 6.3	r 2.5	r 2.6	0.0	r 0.1	r 0.0	r 0.0	r 0.0	r 0.0
Lebanon	446	2.6	r 0.5	r 0.5	r 0.8	r 0.3	r 1.7	0.2	r 0.0	r 0.0	r 0.1	r 0.4	r 0.5
Libya	672	1.3	r 0.0	r 0.2	r 0.0	r 0.3	r 0.2	r 0.0
Mauritania	682	0.1	r 0.0	r 0.0	r 0.0	r 0.0
Morocco	686	12.7	r 2.5	r 3.8	r 4.3	r 4.8	r 6.1	0.1	r 0.0	r 0.0	r 0.2	r 0.2	r 0.0
Oman	449	2.3	r 0.7	r 1.3	r 1.2	r 0.9	r 0.5	0.3	r 0.0	r 0.0	r 0.0	r 0.0	r 0.0
Pakistan	564	8.4	r 1.5	r 1.8	r 2.4	r 2.2	r 2.2	0.4	r 0.1	r 0.0	r 0.1	r 0.3	r 0.0
Qatar	453	219.9	r 1.2	r 1.6	r 3.1	r 3.9	r 4.0	0.0	r 0.0	r 0.1	r 0.0	r 0.0	r 0.0
Saudi Arabia	456	54.4	r 6.5	r 7.3	r 8.3	r 10.0	r 16.0	1.0	r 0.9	r 0.2	r 0.3	r 0.4	r 0.1
Sudan	732	1.1	r 0.3	r 1.6	r 0.1	r 0.0	r 0.0	r 0.0	r 0.0
Syrian Arab Republic	463	0.2	r 0.0	r 0.1	r 0.0	r 0.9	r 0.0
Tunisia	744	5.5	r 1.4	r 0.9	r 1.3	r 3.5	r 2.2	0.2	r 0.0	r 0.2	r 0.0	r 0.0	r 0.6
United Arab Emirates	466	46.3	r 16.5	r 14.3	r 10.0	r 11.3	r 26.4	17.0	r 2.9	r 4.8	r 3.6	r 3.8	r 4.8
Yemen, Republic of	474	0.0	r 0.0	r 0.0	r 0.1	r 0.0	r 0.0	0.1
Sub-Saharan Africa	603	123.9	26.7	29.8	31.2	50.7	36.5	52.8	21.3	21.0	13.9	14.9	3.2
Angola	614	2.2	r 1.0	r 4.2	r 3.2	r 0.6	r 0.9	0.0	r 0.0

Luxembourg (137)

In Millions of U.S. Dollars

		Exports (FOB)						Imports (CIF)					
		2016	2017Q1	2017Q2	2017Q3	2017Q4	2018Q1	2016	2017Q1	2017Q2	2017Q3	2017Q4	2018Q1
Benin	638	0.6	r 0.2	r 0.0	r 0.0	r 0.0	r 0.0	r 0.0	r 0.0
Botswana	616	0.1	r 0.1	r 0.0
Burkina Faso	748	1.0	r 0.3	r 0.5	r 0.6	r 0.4	r 1.2	0.3	r 0.0	r 0.0
Cabo Verde	624	0.1	r 0.0	r 0.0	r 0.0	r 0.0	r 0.0	r 0.0
Cameroon	622	1.2	r 0.7	r 0.5	r 0.2	r 0.3	r 0.4	5.9	r 4.1	r 1.2	r 1.6	r 2.3	r 0.4
Central African Rep.	626	0.1	r 0.0	r 0.0	r 0.0	r 0.0	r 0.0	0.0	r 0.0
Chad	628	0.6	r 0.0	r 0.0	r 0.8	r 0.0	r 0.0	0.0	r 0.0	r 0.0
Congo, Dem. Rep. of	636	8.4	r 0.0	r 0.0	r 0.1	r 10.8	r 1.1	0.0	r 0.0	r 0.0
Congo, Republic of	634	2.7	r 0.0	r 0.5	r 0.3	r 0.2	r 0.1	0.0
Côte d'Ivoire	662	6.0	r 0.7	r 1.2	r 1.3	r 0.5	r 0.6	31.5	r 9.8	r 18.0	r 11.5	r 10.6	r 0.9
Eritrea	643	0.0	r 0.3	r 0.1
Ethiopia	644	3.2	r 0.2	r 0.0	r 0.6	r 14.5	r 1.3	0.0	r 0.0	r 0.0	r 0.0
Gabon	646	0.7	r 0.1	r 0.0	r 0.2	r 0.0	r 0.0	r 0.0
Gambia, The	648	0.0	r 0.0	r 0.1	r 0.2	r 0.1
Ghana	652	5.0	r 1.7	r 0.6	r 1.1	r 1.8	r 1.6	1.7	r 0.3	r 0.3	r 0.7	r 1.0	r 0.4
Guinea	656	2.2	r 4.8	r 0.3	r 0.4	r 0.3	r 0.5	0.0
Guinea-Bissau	654	0.2	r 0.1	r 0.0
Kenya	664	3.7	r 1.5	r 1.1	r 0.7	r 0.5	r 5.3	0.0	r 0.0	r 0.2	r 0.0	r 0.0	r 0.0
Lesotho	666	0.0	r 0.1	0.0
Liberia	668	0.8	r 0.0	r 0.1	r 0.2	r 0.1	r 0.7
Madagascar	674	1.4	r 0.0	r 0.0	r 0.0	r 1.2	r 0.0	0.1	r 0.0	r 0.0	r 0.0	r 0.0	r 0.0
Malawi	676	0.0	r 0.0	r 0.1	r 0.0	r 0.0
Mali	678	1.7	r 0.6	r 0.3	r 1.0	r 0.8	r 1.4	0.0
Mauritius	684	0.8	r 0.1	r 0.2	r 0.2	r 0.1	r 0.3	0.0	r 0.0	r 0.0	r 0.0	r 0.0	r 0.0
Mozambique	688	0.9	r 0.0	r 0.0	r 0.0	r 0.0	r 0.0	0.4
Namibia	728	0.3	r 0.0	r 0.0	r 0.0	0.0	r 0.0	r 0.0	r 0.0
Niger	692	0.3	r 0.0	r 0.3	r 0.3	r 0.0	r 0.0	0.0	r 0.0	r 0.0	r 0.0	r 0.0	r 0.0
Nigeria	694	16.4	r 2.1	r 5.1	r 3.4	r 2.5	r 3.5	0.1	r 0.0	r 0.0	r 0.0	r 0.0	r 1.2
Rwanda	714	0.1	r 0.1	r 0.0	r 0.0	r 0.0	r 0.0	0.0	r 0.0	r 0.0
São Tomé & Príncipe	716	r 0.3
Senegal	722	3.7	r 0.7	r 1.2	r 0.5	r 1.5	r 0.6	0.0	r 0.0	r 0.0	r 0.0
Seychelles	718	0.3	r 0.0	r 0.0	r 0.0	r 0.0	r 0.0	0.3	r 0.0	r 0.0
Sierra Leone	724	1.0	r 0.0	r 0.1	r 0.2	r 1.4	0.0
South Africa	199	54.5	r 10.9	r 12.3	r 15.8	r 12.7	r 14.3	12.2	r 7.1	r 1.2	r 0.1	r 0.9	r 0.3
Tanzania	738	1.9	r 0.3	r 0.1	r 0.1	r 0.2	r 0.2	0.0	r 0.0	r 0.0
Togo	742	0.3	r 0.0	r 0.0	r 0.0	r 0.0	r 0.0	0.0	r 0.0	r 0.0	r 0.0	r 0.0
Uganda	746	0.7	r 0.2	r 0.1	r 0.1	r 1.0	r 0.8	0.0	r 0.0	r 0.0
Zambia	754	0.6	r 0.0	r 0.5	r 0.0	r 0.1	r 0.1	0.0	r 0.0	r 0.0
Western Hemisphere	205	107.8	49.8	31.0	33.2	38.8	52.8	954.5	247.2	233.0	216.1	295.4	199.9
Antigua and Barbuda	311	0.2	r 0.1	r 0.1	r 0.2	r 0.1	r 0.0
Argentina	213	8.4	r 2.1	r 1.8	r 2.4	r 1.7	r 3.4	2.1	r 0.4	r 0.5	r 0.5	r 0.5	r 0.5
Barbados	316	0.8	r 0.0	r 0.3	r 0.5	r 0.0	r 0.0	0.0	r 0.0	r 0.0	r 0.0
Belize	339	0.0	r 0.2	r 0.3	r 0.3	0.1
Bermuda	319	0.0	r 0.0	r 0.0	r 0.0	r 0.0	r 0.0	0.0	r 0.0	r 68.5	r 0.0
Bolivia	218	0.1	r 0.0	r 0.3	r 0.2	r 0.1	r 0.2	0.0	r 0.0	r 0.0	r 0.0	r 0.0
Brazil	223	26.3	r 30.0	r 7.1	r 5.3	r 9.5	r 15.4	59.3	r 1.0	r 1.7	r 18.7	r 1.6	r 0.8
Chile	228	5.8	r 1.5	r 2.1	r 2.2	r 1.8	r 1.8	0.2	r 0.1	r 0.0	r 0.0	r 0.1	r 0.0
Colombia	233	6.0	r 1.4	r 2.7	r 1.8	r 2.8	r 4.1	0.4	r 0.1	r 0.1	r 0.1	r 0.1	r 0.1
Costa Rica	238	1.0	r 0.1	r 0.1	r 0.1	r 0.4	r 0.3	0.0	r 0.0	r 0.0
Curacao	354	0.2	r 0.1	r 0.0	r 0.0	r 0.0
Dominican Republic	243	2.0	r 0.7	r 0.7	r 0.4	r 0.8	r 2.1	3.0	r 0.3	r 0.9	r 1.0	r 0.3	r 0.3
Ecuador	248	4.5	r 0.1	r 0.4	r 2.9	r 7.4	r 1.6	1.0	r 0.2	r 0.5	r 0.6	r 0.9	r 0.5
El Salvador	253	0.1	r 0.1	r 0.0	r 0.4	r 0.2	r 0.0	0.0	r 0.0	r 0.0	r 0.0	r 0.0	r 0.2
Guatemala	258	0.3	r 0.2	r 0.2	r 0.4	r 0.0	r 0.2	0.0	r 0.0	r 0.0	r 0.0
Guyana	336	0.7	r 0.4	r 0.4	r 1.2	r 1.2	r 0.9
Haiti	263	0.9	r 0.1	r 0.2	r 0.9	r 0.2	r 0.0	0.0	r 0.0	r 0.0
Honduras	268	1.0	r 0.5	r 0.1	r 0.0	r 0.3	r 0.1	0.0	r 0.0	r 0.0	r 0.0	r 0.0	r 0.0
Jamaica	343	0.1	r 0.0	r 0.1	r 0.7	r 0.1	r 0.1	0.0	r 0.0	r 0.0	r 0.0
Mexico	273	41.5	r 9.7	r 11.7	r 10.5	r 6.6	r 14.9	888.1	r 245.0	r 229.0	r 195.0	r 223.4	r 197.5
Nicaragua	278	0.0	r 0.2	r 0.2	r 0.2	r 0.0	r 0.0	0.0	r 0.0	r 0.0	r 0.0	r 0.0

Luxembourg (137)

In Millions of U.S. Dollars

		Exports (FOB)						Imports (CIF)					
		2016	2017Q1	2017Q2	2017Q3	2017Q4	2018Q1	2016	2017Q1	2017Q2	2017Q3	2017Q4	2018Q1
Panama	283	1.4	r 0.1	r 1.3	r 0.1	r 0.4	r 0.0	0.0	r 0.0	r 0.0	r 0.0	r 0.0
Paraguay	288	0.1	r 0.0	r 0.1	r 0.0	r 0.2	r 2.7	0.0	r 0.0	r 0.0	r 0.0	r 0.0
Peru	293	3.2	r 0.6	r 0.5	r 1.4	r 1.2	r 1.1	0.0	r 0.0	r 0.0	r 0.0	r 0.0	r 0.0
Sint Maarten	352	0.0	r 0.0	r 0.0	r 0.1
St. Lucia	362	r 0.1	r 0.0	r 0.0	r 0.0
Suriname	366	0.1	r 0.8	r 0.0	r 0.7	r 0.2	r 0.3	0.0
Trinidad and Tobago	369	2.1	r 1.0	r 0.5	r 0.5	r 2.6	r 3.0	r 0.0	r 0.0	r 0.0	r 0.0
Uruguay	298	0.4	r 0.0	r 0.0	r 0.1	r 0.1	r 0.1	0.0	r 0.0	r 0.0	r 0.0	r 0.0	r 0.0
Venezuela, Rep. Bol.	299	0.5	r 0.0	r 0.0	r 0.0	r 0.2	r 0.0	0.2	r 0.1	r 0.1	r 0.2	r 0.1	r 0.0
Other Countries n.i.e	910	0.1	0.0	0.1	0.0
Cuba	928	0.1	r 0.0	r 0.1	r 0.0
Special Categories	899	0.3	r 0.1	r 0.0	r 0.1	r 0.1	r 0.0	0.0
Countries & Areas n.s.	898	117.3	r 23.7	r 46.1	r 23.1	r 27.8	r 27.8	16.2	r 4.7	r 3.5	r 2.8	r 2.9	r 2.9
Memorandum Items													
Africa	605	165.2	37.3	41.8	42.0	63.6	48.9	53.1	21.4	21.8	14.1	15.2	3.8
Middle East	405	366.5	33.3	36.5	42.0	41.6	61.7	21.4	4.2	5.1	4.3	5.4	6.3
European Union	998	12,977.5	3,164.6	3,241.2	3,350.1	3,408.6	3,642.9	16,840.6	4,476.3	4,746.8	4,582.7	5,002.4	5,309.2
Export earnings: fuel	080	569.0	81.9	93.2	117.6	105.3	112.9	26.3	8.7	10.4	10.1	7.9	12.6
Export earnings: nonfuel	092	15,245.6	3,830.6	3,766.6	3,833.5	3,920.7	4,216.4	21,747.4	5,539.8	5,689.9	5,439.6	5,954.8	6,219.6

Macedonia, FYR (962)

In Millions of U.S. Dollars

		Exports (FOB)						Imports (CIF)					
		2016	2017Q1	2017Q2	2017Q3	2017Q4	2018Q1	2016	2017Q1	2017Q2	2017Q3	2017Q4	2018Q1
IFS World		4,786.5	1,223.5	1,397.3	1,483.2	1,559.8	1,597.0	6,751.2	1,686.7	1,891.3	1,935.6	2,203.0	2,189.4
World	001	4,787.2	1,213.1	1,360.6	1,469.7	1,559.1	1,607.9	6,757.5	1,661.3	1,844.8	1,932.4	2,202.8	2,191.0
Advanced Economies	110	3,409.7	872.7	943.3	1,027.7	1,102.8	1,181.8	3,681.6	902.5	1,008.8	1,049.2	1,219.8	1,212.5
Euro Area	163	3,157.6	805.1	881.5	949.2	1,018.6	1,097.9	2,429.6	587.9	682.6	706.3	813.2	803.0
Austria	122	43.2	r 9.4	r 15.1	r 17.9	r 28.6	r 30.6	131.4	r 28.6	r 32.9	r 35.3	r 37.1	r 40.6
Belgium	124	189.3	r 44.8	r 54.1	r 56.0	r 44.7	r 56.5	95.2	r 25.6	r 34.0	r 30.5	r 43.4	r 38.0
Cyprus	423	0.7	r 0.1	r 0.1	r 0.1	r 0.2	r 0.2	0.8	r 0.2	r 0.7	r 0.2	r 0.3	r 0.4
Estonia	939	0.8	r 0.6	r 1.1	r 1.2	r 1.3	r 1.2	1.0	r 0.3	r 0.2	r 0.4	r 0.2	r 0.5
Finland	172	1.1	r 0.3	r 0.3	r 0.3	r 0.3	r 0.2	8.9	r 3.5	r 2.5	r 1.9	r 2.2	r 7.5
France	132	25.2	r 8.2	r 6.9	r 14.9	r 14.5	r 15.9	97.1	r 21.8	r 28.0	r 29.7	r 36.6	r 34.4
Germany	134	2,248.6	r 591.3	r 638.7	r 666.2	r 742.2	r 794.2	829.9	r 193.7	r 215.7	r 232.7	r 267.1	r 262.0
Greece	174	163.3	r 43.2	r 52.8	r 59.3	r 47.4	r 58.5	497.2	r 129.4	r 149.2	r 163.1	r 174.9	r 174.0
Ireland	178	0.3	r 0.4	r 0.7	r 0.2	r 0.1	r 0.1	15.7	r 3.9	r 6.5	r 6.2	r 5.3	r 5.1
Italy	136	175.2	r 38.0	r 42.7	r 53.9	r 49.4	r 51.6	384.9	r 87.2	r 109.4	r 102.4	r 125.9	r 122.0
Latvia	941	3.3	r 0.7	r 1.1	r 1.3	r 1.0	r 1.0	0.7	r 0.2	r 0.2	r 0.3	r 0.2	r 0.4
Lithuania	946	2.5	r 0.8	r 0.7	r 1.1	r 0.6	r 0.7	2.4	r 0.8	r 0.5	r 0.7	r 0.9	r 1.1
Luxembourg	137	1.2	r 0.4	r 0.2	r 0.2	r 0.3	r 0.5	2.5	r 0.5	r 0.4	r 0.4	r 0.6	r 0.6
Malta	181	0.1	r 0.0	r 0.0	r 0.1	r 0.1	r 0.1	2.1	r 0.0	r 0.0	r 0.0	r 0.0	r 0.0
Netherlands	138	61.6	r 16.4	r 16.5	r 23.5	r 19.1	r 21.0	82.8	r 23.2	r 26.2	r 24.4	r 27.6	r 30.3
Portugal	182	8.5	r 1.4	r 2.2	r 4.8	r 1.9	r 0.3	28.7	r 5.8	r 7.6	r 8.2	r 8.5	r 8.8
Slovak Republic	936	49.4	r 5.8	r 5.9	r 6.5	r 11.9	r 18.2	36.4	r 9.3	r 9.8	r 11.2	r 13.6	r 11.1
Slovenia	961	65.9	r 18.3	r 16.0	r 19.7	r 22.0	r 19.3	138.8	r 35.7	r 36.3	r 40.4	r 44.8	r 42.0
Spain	184	117.3	r 25.2	r 26.5	r 21.8	r 33.1	r 27.8	73.0	r 18.0	r 22.8	r 18.5	r 24.1	r 24.4
Australia	193	5.6	r 1.1	r 1.0	r 1.5	r 2.4	r 1.4	3.0	r 1.2	r 0.5	r 0.7	r 0.6	r 0.4
Canada	156	4.2	r 0.9	r 1.2	r 0.9	r 2.4	r 1.8	5.7	r 1.1	r 1.8	r 2.0	r 2.2	r 1.4
China,P.R.: Hong Kong	532	4.0	r 1.3	r 2.2	r 2.6	r 1.1	r 0.9	2.5	r 0.6	r 0.7	r 1.1	r 1.1	r 0.9
China,P.R.: Macao	546	r 0.1	r 0.0	0.0	r 0.0	r 0.0	r 0.0	r 0.0	r 0.0
Czech Republic	935	42.4	r 18.1	r 10.1	r 16.2	r 16.4	r 20.0	99.4	r 22.1	r 27.8	r 29.5	r 37.3	r 31.8
Denmark	128	5.1	r 1.8	r 1.7	r 1.8	r 1.8	r 2.1	17.4	r 4.0	r 4.6	r 5.2	r 4.7	r 3.1
Iceland	176	0.0	r 0.0	r 0.0	r 0.0	r 0.0	0.1	r 0.1	r 0.0	r 0.0	r 0.2	r 0.1
Israel	436	4.7	r 1.2	r 1.8	r 1.3	r 1.3	r 2.2	24.0	r 9.2	r 4.4	r 3.8	r 5.1	r 3.4
Japan	158	0.7	r 0.1	r 0.1	r 0.2	r 0.2	r 0.1	76.4	r 21.4	r 27.0	r 25.6	r 30.1	r 29.7
Korea, Republic of	542	0.7	r 0.1	r 0.4	r 0.9	r 0.2	r 0.1	24.1	r 6.2	r 7.1	r 5.9	r 7.1	r 7.3
New Zealand	196	0.1	r 0.0	r 0.0	r 0.0	r 0.1	r 0.1	0.1	r 0.0	r 0.0	r 0.1	r 0.0	r 0.1
Norway	142	1.9	r 0.5	r 0.9	r 0.5	r 0.5	r 1.0	7.4	r 1.3	r 1.4	r 1.3	r 1.0	r 1.1
Singapore	576	0.2	r 0.0	r 0.0	r 0.2	r 0.1	r 0.1	3.3	r 0.8	r 1.7	r 1.4	r 2.0	r 1.8
Sweden	144	13.5	r 3.0	r 4.6	r 4.7	r 4.2	r 4.6	29.3	r 6.4	r 7.3	r 8.7	r 7.5	r 8.7
Switzerland	146	31.8	r 6.5	r 9.0	r 9.2	r 11.2	r 10.3	60.5	r 17.0	r 14.0	r 14.6	r 19.2	r 27.3
Taiwan Prov.of China	528	28.1	r 5.3	r 3.3	r 2.3	r 0.2	r 0.5	21.9	r 6.5	r 5.2	r 8.2	r 6.2	r 9.6
United Kingdom	112	58.4	r 19.4	r 13.9	r 22.0	r 20.7	r 26.2	726.8	r 172.7	r 183.7	r 195.1	r 228.5	r 229.5
United States	111	50.8	r 7.8	r 11.6	r 14.3	r 21.6	r 12.6	150.1	r 43.9	r 39.0	r 39.8	r 53.8	r 53.3
Emerg. & Dev. Economies	200	1,377.5	340.4	417.3	442.0	456.2	426.1	3,075.3	758.8	835.7	882.9	982.8	978.4
Emerg. & Dev. Asia	505	71.8	25.5	22.6	21.1	11.7	9.8	604.2	141.6	147.5	156.3	172.3	186.5
Bangladesh	513	0.1	r 0.0	r 0.1	r 0.0	r 0.0	r 0.1	8.8	r 2.8	r 2.0	r 2.9	r 2.2	r 3.1
Bhutan	514	r 0.2	r 0.1	r 0.1	r 0.0
Cambodia	522	r 0.0	r 0.0	r 0.0	r 0.0	r 0.0	2.5	r 1.0	r 0.6	r 1.1	r 0.5	r 1.3
China,P.R.: Mainland	924	47.8	r 20.5	r 15.6	r 13.5	r 7.5	r 6.1	421.2	r 100.9	r 103.6	r 111.4	r 125.5	r 131.3
India	534	19.2	r 4.1	r 6.1	r 2.9	r 0.1	r 0.2	45.3	r 9.1	r 11.4	r 10.2	r 10.5	r 14.0
Indonesia	536	0.3	r 0.5	r 0.4	r 4.0	r 3.4	r 3.1	40.2	r 5.5	r 4.7	r 4.9	r 5.3	r 6.9
Malaysia	548	0.1	r 0.0	r 0.0	r 0.0	r 0.0	r 0.0	15.9	r 4.6	r 4.9	r 3.9	r 5.1	r 5.7
Myanmar	518	r 0.0	0.3	r 0.1	r 0.0	r 0.2	r 0.2	r 0.3
Philippines	566	0.3	r 0.0	r 0.0	r 0.0	r 0.1	r 0.0	2.1	r 0.6	r 0.4	r 0.6	r 0.6	r 0.8
Sri Lanka	524	0.1	r 0.0	r 0.0	1.7	r 0.6	r 0.5	r 0.6	r 0.6	r 0.8
Thailand	578	0.6	r 0.1	r 0.1	r 0.1	r 0.4	r 0.1	24.7	r 3.7	r 6.0	r 5.5	r 5.4	r 4.7
Vietnam	582	3.1	r 0.1	r 0.2	r 0.5	r 0.3	r 0.3	41.4	r 12.7	r 13.2	r 14.9	r 16.2	r 17.5
Asia n.s.	598	0.2	r 0.1	r 0.1	0.0	r 0.0	r 0.0	r 0.0	r 0.0	r 0.0
Europe	170	1,279.4	309.7	387.6	415.4	436.1	409.5	2,096.0	502.0	578.6	616.7	700.6	690.6
Emerg. & Dev. Europe	903	1,214.8	296.5	365.2	399.9	415.9	399.4	1,898.3	439.1	519.1	565.6	639.9	592.9
Albania	914	62.8	r 14.2	r 18.5	r 20.1	r 21.3	r 16.9	41.5	r 12.8	r 17.4	r 21.7	r 16.4	r 13.7
Bosnia and Herzegovina	963	82.0	r 15.2	r 20.6	r 24.0	r 24.5	r 20.6	73.7	r 14.6	r 17.1	r 21.4	r 19.5	r 13.6

Macedonia, FYR (962)

In Millions of U.S. Dollars

		Exports (FOB)						Imports (CIF)					
		2016	2017Q1	2017Q2	2017Q3	2017Q4	2018Q1	2016	2017Q1	2017Q2	2017Q3	2017Q4	2018Q1
Bulgaria	918	246.5	r 68.1	r 80.3	r 95.2	r 87.6	r 90.5	311.7	r 74.3	r 72.0	r 85.9	r 97.0	r 95.2
Croatia	960	89.3	r 18.9	r 21.1	r 22.9	r 23.3	r 30.5	101.9	r 21.6	r 23.8	r 27.7	r 31.1	r 25.4
Faroe Islands	816	0.1	r 0.0	r 0.0	r 0.0
Hungary	944	45.1	r 15.6	r 20.7	r 22.0	r 22.8	r 28.4	140.1	r 41.4	r 47.8	r 55.1	r 63.1	r 56.8
Kosovo	967	208.9	r 41.2	r 57.0	r 61.3	r 59.4	r 52.2	33.1	r 6.9	r 10.1	r 11.2	r 8.7	r 8.6
Montenegro	943	27.6	r 5.5	r 8.6	r 10.1	r 8.3	r 6.3	5.8	r 0.7	r 1.3	r 2.0	r 2.1	r 1.1
Poland	964	32.4	r 13.3	r 15.3	r 11.8	r 18.2	r 15.8	119.0	r 39.5	r 50.3	r 56.9	r 70.9	r 53.5
Romania	968	134.7	r 40.8	r 43.2	r 44.1	r 47.6	r 52.2	213.9	r 44.7	r 50.6	r 56.5	r 61.1	r 84.2
Serbia, Republic of	942	214.8	r 48.6	r 57.7	r 66.6	r 74.7	r 63.5	508.3	r 107.0	r 136.7	r 141.0	r 157.7	r 146.3
Turkey	186	70.7	r 15.1	r 22.3	r 21.7	r 28.3	r 22.4	349.3	r 75.7	r 91.9	r 86.1	r 112.3	r 94.6
CIS	901	64.6	13.3	22.3	15.5	20.2	10.1	197.8	62.9	59.5	51.1	60.8	97.7
Armenia	911	0.5	r 0.0	r 0.1	r 0.2	r 0.1	r 0.2
Azerbaijan, Rep. of	912	0.3	r 0.1	r 0.1	r 0.2	r 0.2	r 0.1	0.0	r 0.0	r 0.0	r 0.0
Belarus	913	2.1	r 0.3	r 2.0	r 0.7	r 0.0	r 0.4	2.2	r 0.4	r 0.6	r 0.4	r 0.5	r 0.8
Georgia	915	1.5	r 0.2	r 0.1	r 0.1	r 0.1	r 0.2	0.0	r 0.0	r 0.0	r 0.1	r 0.0	r 0.0
Kazakhstan	916	0.4	r 0.0	r 0.0	r 0.9	r 0.3	0.4	r 1.1	r 0.1	r 0.0	r 6.5	r 23.1
Kyrgyz Republic	917	0.0	r 0.0	r 0.0	2.3	r 0.7	r 0.4	r 0.6	r 1.3	r 0.7
Moldova	921	4.2	r 1.8	r 2.5	r 0.4	r 0.4	r 0.6	2.4	r 0.2	r 0.3	r 0.5	r 1.3	r 0.6
Russian Federation	922	49.0	r 9.7	r 15.6	r 11.5	r 17.2	r 6.7	143.0	r 54.2	r 36.6	r 29.0	r 28.1	r 50.1
Turkmenistan	925	0.1	0.9	r 0.0	r 0.0	r 0.0	r 0.0	r 0.0
Ukraine	926	6.7	r 1.1	r 1.9	r 1.5	r 2.1	r 1.7	46.1	r 6.1	r 21.4	r 20.4	r 22.8	r 22.3
Uzbekistan	927	0.5	r 0.1	r 0.1	r 0.1	r 0.2	r 0.0
Mid East, N Africa, Pak	440	10.4	3.9	5.7	2.4	5.4	4.7	66.6	13.6	15.4	16.6	14.4	17.9
Afghanistan, I.R. of	512	0.1	r 0.0	r 0.0	r 0.0	r 0.0	0.0	r 0.0	r 0.0	r 0.0
Algeria	612	0.5	r 0.1	r 0.0	r 0.2	3.1	r 0.0	r 0.1	r 1.2	r 0.1	r 0.0
Egypt	469	0.7	r 1.5	r 0.7	r 0.0	r 1.7	r 0.1	4.3	r 1.5	r 1.7	r 1.2	r 1.3	r 0.9
Iran, I.R. of	429	0.4	r 0.1	r 0.1	r 0.1	r 0.1	r 0.9	4.8	r 1.0	r 1.3	r 1.2	r 1.3	r 2.8
Iraq	433	1.9	r 0.7	r 0.5	r 0.3	r 0.5	r 1.1	0.4	r 0.0	r 0.1	r 0.1	r 0.1	r 0.1
Jordan	439	0.4	r 0.1	r 0.1	r 0.0	r 0.1	r 0.1	0.0	r 0.0	r 0.0	r 0.0	r 0.0	r 0.0
Kuwait	443	0.0	r 0.1	r 0.0	r 0.0	0.0	r 0.0	r 0.0
Lebanon	446	0.2	r 0.1	r 0.0	r 0.1	r 0.0	r 0.1	6.8	r 0.0	r 0.1	r 0.0	r 0.0	r 0.0
Libya	672	0.4	r 0.1	r 0.1	r 0.2	r 0.3	r 0.7	0.4	r 0.0	r 1.4
Morocco	686	0.1	r 0.0	r 0.0	r 0.0	r 0.1	21.6	r 4.9	r 5.7	r 7.0	r 5.8	r 5.3
Oman	449	0.4	r 0.1	r 0.0	r 0.1	r 0.2	r 0.1	1.4	r 0.6	r 1.1
Pakistan	564	0.6	r 0.1	r 0.0	r 0.7	3.2	r 0.8	r 0.7	r 0.8	r 0.9	r 1.1
Qatar	453	0.1	r 0.0	r 0.0	r 0.1	r 0.2	r 0.1	2.3	r 0.4	r 0.3	r 0.5	r 0.4	r 0.4
Saudi Arabia	456	1.5	r 0.2	r 0.9	r 0.2	r 0.4	r 0.1	8.9	r 2.0	r 1.4	r 2.3	r 1.6	r 2.4
Sudan	732	0.0	r 2.2	r 0.0	0.1	r 0.1	r 0.0	r 0.0	r 0.2
Syrian Arab Republic	463	0.1	r 0.2	r 0.0	0.0	r 0.0	r 0.0	r 0.0	r 0.0	r 0.0
Tunisia	744	0.3	r 0.0	r 0.0	r 0.1	7.5	r 1.9	r 2.2	r 2.0	r 2.4	r 2.7
United Arab Emirates	466	2.5	r 0.8	r 0.6	r 1.1	r 0.6	r 1.0	1.7	r 0.3	r 0.5	r 0.4	r 0.5	r 0.6
West Bank and Gaza	487	r 0.1	r 0.1	r 0.1
Yemen, Republic of	474	0.1	r 0.0	r 0.0	r 0.1	r 0.4	r 0.1	0.0	r 0.0
Sub-Saharan Africa	603	7.2	0.2	0.3	1.0	0.9	0.3	178.0	68.5	61.8	59.8	67.8	47.8
Cameroon	622	r 0.1	0.1	r 0.0	r 0.0	r 0.0
Central African Rep.	626	0.0	r 0.0	r 0.0	0.0	r 0.0	r 0.0	r 0.0	r 0.0	r 0.1
Côte d'Ivoire	662	0.1	r 0.1	r 0.0	2.4	r 0.6	r 0.5	r 0.3	r 0.4	r 4.4
Ethiopia	644	0.0	0.1	r 0.0	r 0.0	r 0.0	r 0.0	r 0.0
Gabon	646	0.0	r 0.1	0.1
Ghana	652	0.0	r 0.0	r 0.0	r 0.0	0.9	r 0.5	r 0.4	r 0.2	r 0.4	r 0.5
Kenya	664	0.0	r 0.0	r 0.0	r 0.0	r 0.0	r 0.0	0.2	r 0.2	r 0.2	r 0.0	r 0.2	r 0.0
Madagascar	674	r 0.0	0.1	r 0.0	r 0.0	r 0.0	r 0.0	r 0.0
Malawi	676	0.0	r 0.1	r 0.0	r 0.0
Mali	678	0.0	r 0.1	r 0.0	r 0.0	r 0.0	r 0.0	r 0.0
Mauritius	684	0.1	r 0.0	r 0.1	r 0.0	r 0.0	0.1	r 0.0	r 0.0	r 0.0	r 0.0	r 0.0
Mozambique	688	r 2.0	r 0.0	r 0.0	r 0.0
Nigeria	694	0.1	r 0.0	r 0.6	r 0.5	0.1	r 0.0	r 0.0	r 0.0	r 0.1	r 0.0
Rwanda	714	r 0.1	r 0.5	r 0.1	r 0.0
South Africa	199	6.7	r 0.1	r 0.1	r 0.2	r 0.2	r 0.1	173.0	r 66.6	r 58.4	r 58.6	r 66.5	r 42.6
Tanzania	738	0.0	r 0.0	0.3	r 0.3	r 0.1	r 0.1

Macedonia, FYR (962)

In Millions of U.S. Dollars

		Exports (FOB)						Imports (CIF)					
		2016	2017Q1	2017Q2	2017Q3	2017Q4	2018Q1	2016	2017Q1	2017Q2	2017Q3	2017Q4	2018Q1
Uganda	746	0.0	r 0.0	r 0.0	0.5	r 0.1	r 0.1	r 0.1	r 0.1	r 0.1
Western Hemisphere	205	8.6	1.1	1.1	2.1	2.0	1.9	130.4	33.0	32.4	33.4	27.7	35.6
Argentina	213	1.9	r 0.0	r 0.0	r 0.0	r 0.0	r 0.0	14.2	r 2.5	r 4.1	r 4.8	r 5.2	r 5.4
Belize	339	r 0.0	r 0.0	0.0	r 0.0	r 0.0	r 0.1
Bolivia	218	r 0.0	0.1	r 0.0	r 0.0	r 0.0	r 0.1	r 0.0
Brazil	223	2.7	r 0.3	r 0.3	r 1.4	r 0.9	r 0.9	43.0	r 9.8	r 11.5	r 13.4	r 9.4	r 10.2
Chile	228	0.0	r 0.0	r 0.0	r 0.0	r 0.0	r 0.0	2.0	r 0.1	r 0.2	r 0.5	r 0.2	r 0.1
Colombia	233	0.3	r 0.0	r 0.0	6.0	r 1.3	r 1.7	r 0.9	r 3.3	r 2.3
Costa Rica	238	0.0	r 0.0	r 0.0	0.5	r 0.2	r 0.2	r 0.1	r 0.4	r 0.3
Dominican Republic	243	r 0.0	0.9	r 0.2	r 0.3	r 0.3	r 0.4	r 0.4
Ecuador	248	13.6	r 3.0	r 2.7	r 2.4	r 0.9	r 3.9
Falkland Islands	323	0.1	r 0.0	r 0.0
Guatemala	258	16.2	r 10.0	r 3.8	r 3.0	r 0.1	r 0.2
Honduras	268	0.0	0.0	r 0.0	r 0.0	r 0.0	r 0.2	r 0.0
Mexico	273	3.3	r 0.8	r 0.7	r 0.6	r 1.1	r 1.0	17.7	r 4.0	r 4.4	r 5.2	r 5.5	r 9.3
Panama	283	0.2	r 0.0	r 0.0	0.0	r 0.0	r 0.0	r 0.0	r 0.0	r 0.1
Peru	293	r 0.0	0.7	r 0.1	r 0.2	r 0.0	r 0.1	r 0.1
Uruguay	298	0.1	r 0.0	r 0.0	15.3	r 1.7	r 3.3	r 2.8	r 1.8	r 3.3
Other Countries n.i.e	910	0.0	0.3	0.1	0.2	0.2	0.2	0.2
Cuba	928	0.1	r 0.0	r 0.0	r 0.0	r 0.1	r 0.0
Korea, Dem. People's Rep.	954	0.0	0.1	r 0.0	r 0.2	r 0.2	r 0.1	r 0.1
Countries & Areas n.s.	898	0.0	0.3	r 0.0	r 0.0
Memorandum Items													
Africa	605	8.2	0.3	2.6	1.0	1.0	0.6	210.3	75.5	69.9	70.0	76.1	56.0
Middle East	405	8.8	3.8	3.4	2.4	4.6	4.4	31.1	5.8	6.6	5.6	5.3	8.6
European Union	998	3,825.0	1,004.1	1,092.3	1,189.8	1,261.1	1,368.3	4,189.0	1,014.5	1,150.7	1,226.9	1,414.4	1,391.2
Export earnings: fuel	080	57.9	12.1	18.1	15.4	20.8	11.3	187.1	64.1	46.0	38.0	42.9	87.2
Export earnings: nonfuel	092	4,729.3	1,201.0	1,342.5	1,454.3	1,538.2	1,596.6	6,570.3	1,597.2	1,798.7	1,894.3	2,159.9	2,103.8

Madagascar (674)

In Millions of U.S. Dollars

		Exports (FOB)						Imports (CIF)					
		2016	2017Q1	2017Q2	2017Q3	2017Q4	2018Q1	2016	2017Q1	2017Q2	2017Q3	2017Q4	2018Q1
IFS World	
World	001	2,295.9	772.4	758.8	651.7	886.9	951.3	2,986.0	866.6	862.3	942.0	1,083.9	848.5
Advanced Economies	110	1,675.7	559.0	553.6	488.9	681.4	725.8	723.3	214.1	239.7	252.6	242.9	225.5
Euro Area	163	946.4	292.7	249.7	274.1	409.0	380.5	432.4	123.7	133.3	134.5	149.6	133.0
Austria	122	0.2	r 0.1	r 0.0	r 0.1	r 0.0	r 0.2	1.8	r 0.4	r 0.5	r 0.7	r 0.8	r 0.5
Belgium	124	28.0	r 3.2	r 6.5	r 4.3	r 11.9	r 5.6	30.8	r 11.7	r 12.2	r 13.1	r 11.7	r 11.1
Cyprus	423	0.1	r 0.0	r 0.0	r 0.0	0.3	r 0.0	r 0.0	r 0.0	r 0.1	r 0.0
Estonia	939	0.4	r 0.0	r 0.0	r 0.0	0.7	r 0.2	r 0.2	r 0.2	r 0.2	r 0.2
Finland	172	4.2	r 1.3	r 1.8	r 1.4	r 0.9	r 0.9	1.1	r 1.1	r 1.2	r 1.8	r 1.7	r 0.4
France	132	537.7	r 180.5	r 168.1	r 148.2	r 263.8	r 227.1	205.4	r 50.2	r 54.0	r 55.5	r 68.6	r 66.5
Germany	134	189.6	r 48.0	r 20.0	r 60.6	r 69.4	r 72.4	71.6	r 19.0	r 26.7	r 26.4	r 23.8	r 17.6
Greece	174	1.4	r 0.2	r 0.1	r 0.4	r 0.4	r 0.4	2.0	r 0.2	r 0.3	r 0.6	r 0.5	r 0.5
Ireland	178	1.1	r 0.0	r 0.0	r 0.0	r 0.0	r 0.0	1.4	r 0.7	r 0.3	r 0.5	r 0.4	r 0.7
Italy	136	22.9	r 5.5	r 6.3	r 8.4	r 6.2	r 6.2	47.2	r 11.3	r 12.6	r 10.6	r 13.3	r 13.8
Latvia	941	0.4	r 0.0	r 0.0	r 0.0	r 0.0	r 0.0	0.2	r 0.0	r 0.1	r 0.1	r 0.0	r 0.2
Lithuania	946	0.0	r 0.0	r 0.0	r 0.0	0.1	r 0.1	r 0.1	r 0.2	r 0.2	r 0.1
Luxembourg	137	0.1	r 0.0	r 0.0	r 0.0	r 0.0	r 0.0	1.7	r 0.0	r 0.1	r 0.0	r 1.5	r 0.0
Malta	181	0.6	r 0.1	r 0.1	r 0.1	r 0.3	r 0.0
Netherlands	138	98.4	r 41.1	r 31.5	r 31.9	r 40.8	r 55.1	19.8	r 9.0	r 5.8	r 10.1	r 8.9	r 5.6
Portugal	182	7.4	r 2.6	r 1.1	r 2.1	r 2.2	r 1.0	12.6	r 2.7	r 2.7	r 4.1	r 6.9	r 6.0
Slovak Republic	936	0.1	r 0.0	r 0.1	r 0.0	r 0.1	r 0.0	2.1	r 0.7	r 0.5	r 0.5	r 0.9	r 0.7
Slovenia	961	0.2	r 0.0	r 0.0	r 0.0	r 0.0	r 0.0	0.4	r 0.1	r 0.2	r 0.1	r 0.1	r 0.0
Spain	184	54.4	r 10.1	r 14.3	r 16.8	r 13.2	r 11.6	32.5	r 16.1	r 15.7	r 9.9	r 9.6	r 9.1
Australia	193	6.7	r 2.1	r 1.6	r 2.3	r 6.6	r 2.9	7.4	r 4.1	r 4.0	r 5.0	r 4.3	r 9.1
Canada	156	37.3	r 10.0	r 11.7	r 13.4	r 16.3	r 23.0	10.3	r 4.0	r 4.5	r 4.4	r 2.0	r 5.3
China,P.R.: Hong Kong	532	9.3	r 2.0	r 1.2	r 2.7	r 2.2	r 2.1	3.7	r 1.1	r 0.9	r 0.9	r 1.2	r 0.8
Czech Republic	935	0.3	r 0.5	r 0.3	r 0.3	r 0.1	r 0.0	6.9	r 1.7	r 1.1	r 1.0	r 1.2	r 0.9
Denmark	128	0.9	r 0.2	r 0.4	r 0.3	r 1.0	r 0.4	5.4	r 1.4	r 0.9	r 1.2	r 3.6	r 1.6
Israel	436	0.4	r 0.1	r 0.1	r 0.1	r 0.1	r 0.1	1.9	r 0.5	r 0.5	r 0.5	r 0.5	r 0.5
Japan	158	115.1	r 57.6	r 60.3	r 31.5	r 34.5	r 50.2	52.8	r 13.1	r 13.7	r 16.4	r 15.5	r 9.8
Korea, Republic of	542	96.2	r 32.3	r 28.6	r 24.5	r 28.7	r 22.5	38.2	r 10.8	r 41.5	r 11.7	r 10.3	r 7.9
New Zealand	196	0.2	r 0.1	r 0.1	r 0.1	r 0.1	r 0.1	1.7	r 0.3	r 0.2	r 0.7	r 0.7	r 0.6
Norway	142	0.1	r 0.0	r 0.0	r 0.0	r 0.1	r 0.0	0.2	r 0.0	r 0.0	r 0.0	r 0.1	r 0.0
Singapore	576	70.7	r 15.1	r 41.2	r 8.4	r 9.0	r 20.5	5.1	r 1.2	r 0.9	r 1.5	r 1.4	r 1.4
Sweden	144	31.3	r 9.4	r 6.9	r 9.6	r 9.8	r 5.5	4.8	r 0.3	r 0.9	r 0.2	r 1.3	r 0.6
Switzerland	146	12.5	r 4.8	r 3.8	r 5.3	r 8.3	r 9.6	4.5	r 3.6	r 1.3	r 2.8	r 0.8	r 2.7
Taiwan Prov.of China	528	16.7	r 2.0	r 1.9	r 1.7	r 2.4	r 2.6	20.6	r 8.0	r 8.2	r 8.7	r 9.1	r 8.2
United Kingdom	112	39.2	r 2.7	r 4.6	r 11.1	r 20.7	r 6.9	23.7	r 3.5	r 3.4	r 31.2	r 5.5	r 6.4
United States	111	292.4	r 127.4	r 141.1	r 103.6	r 132.5	r 198.9	103.7	r 36.8	r 24.4	r 31.9	r 35.9	r 36.3
Emerg. & Dev. Economies	200	518.8	179.9	172.6	133.8	165.9	182.2	2,231.9	643.7	613.6	679.8	831.0	614.0
Emerg. & Dev. Asia	505	289.2	95.6	106.8	81.6	110.9	122.5	1,027.0	330.8	290.4	317.3	323.1	294.4
Bangladesh	513	1.6	r 0.4	r 0.4	r 0.4	r 1.1	r 0.7	1.0	r 0.3	r 0.2	r 0.4	r 0.4	r 0.7
Cambodia	522	0.0	r 0.0	r 0.0	r 0.0	r 0.0	r 0.0	0.1	r 0.0	r 0.0	r 0.0	r 0.0	r 0.0
China,P.R.: Mainland	924	144.1	r 46.0	r 47.3	r 49.4	r 60.9	r 41.6	632.1	r 137.3	r 189.1	r 162.3	r 172.1	r 157.2
F.T. French Polynesia	887	0.3	r 0.1	r 0.1	r 0.1	r 0.1	r 0.1
F.T. New Caledonia	839	0.1	r 0.0	r 0.0	r 0.0	r 0.0	r 0.0	0.0	r 0.0	r 0.0	r 0.0	r 0.0	r 0.0
India	534	84.7	r 30.3	r 32.5	r 9.7	r 24.8	r 53.1	193.4	r 136.0	r 45.8	r 80.2	r 79.5	r 78.9
Indonesia	536	9.9	r 3.3	r 10.2	r 4.9	r 1.4	r 6.9	43.7	r 16.1	r 15.7	r 16.5	r 17.7	r 11.1
Lao People's Dem.Rep	544	0.4	r 0.1	r 0.1	r 0.1	r 0.1	r 0.1
Malaysia	548	5.7	r 0.7	r 0.2	r 1.1	r 1.5	r 1.7	81.4	r 19.3	r 16.8	r 25.8	r 26.6	r 23.8
Myanmar	518	0.1	r 0.0	r 0.0	r 0.0	r 0.0	r 0.0	0.5	r 0.1	r 0.2	r 0.2	r 0.2	r 0.2
Philippines	566	0.1	r 0.0	r 0.1	r 0.0	r 0.0	r 0.1	0.5	r 0.0	r 0.0	r 0.0	r 0.0	r 0.0
Sri Lanka	524	3.0	r 0.2	r 0.2	r 1.0	r 1.9	r 0.7	0.8	r 0.2	r 0.0	r 0.0	r 0.3	r 0.7
Thailand	578	4.1	r 2.7	r 4.3	r 4.6	r 5.1	r 2.6	30.6	r 9.1	r 9.9	r 18.5	r 12.5	r 9.4
Vietnam	582	35.8	r 11.8	r 11.5	r 10.3	r 14.0	r 15.3	17.7	r 5.1	r 5.2	r 5.5	r 5.7	r 5.2
Asia n.s.	598	24.5	r 7.0	r 7.1	r 7.6	r 7.9	r 7.2
Europe	170	6.9	1.2	1.3	1.7	2.2	2.3	205.7	62.6	56.3	67.8	66.6	59.6
Emerg. & Dev. Europe	903	4.2	0.8	0.9	1.0	1.6	1.2	78.4	26.8	18.8	28.3	25.7	21.9
Bulgaria	918	0.1	r 0.0	r 0.1	r 0.1	r 0.0	r 0.1	0.4	r 0.1	r 0.2	r 0.2	r 0.1	r 0.1
Croatia	960	0.0	r 0.0	r 0.1	r 0.0	r 0.0	0.1	r 0.0	r 0.0	r 0.0	r 0.0	r 0.0

Madagascar (674)

In Millions of U.S. Dollars

		Exports (FOB)						Imports (CIF)					
		2016	2017Q1	2017Q2	2017Q3	2017Q4	2018Q1	2016	2017Q1	2017Q2	2017Q3	2017Q4	2018Q1
Hungary	944	0.0	r 0.0	r 0.0	r 0.0	r 0.0	r 0.0	2.4	r 1.2	r 1.0	r 1.6	r 1.3	r 1.2
Montenegro	943	e 0.1	e 0.0	e 0.0	e 0.0	e 0.0	e 0.0
Poland	964	0.1	r 0.0	r 0.0	r 0.0	r 0.0	r 0.1	3.9	r 1.6	r 0.9	r 1.8	r 2.8	r 1.7
Romania	968	1.9	r 0.4	r 0.3	r 0.5	r 0.6	r 0.6	5.8	r 0.3	r 1.2	r 2.2	r 0.9	r 0.4
Serbia, Republic of	942	0.0	r 0.0	r 0.1	r 0.0	r 0.0	r 0.0
Turkey	186	1.8	r 0.3	r 0.3	r 0.4	r 0.9	r 0.4	65.6	r 23.5	r 15.5	r 22.5	r 20.5	r 18.4
CIS	901	2.7	0.4	0.4	0.7	0.6	1.1	3.9	0.5	1.4	1.1	0.9	1.5
Belarus	913	1.1	r 0.3	r 0.6	r 0.3	r 0.3	r 0.4
Georgia	915	0.0	0.1	r 0.0	r 0.0	r 0.0	r 0.0	r 0.0
Russian Federation	922	2.5	r 0.4	r 0.3	r 0.7	r 0.5	r 1.0	1.7	r 0.2	r 0.8	r 0.8	r 0.4	r 1.1
Ukraine	926	0.2	r 0.0	r 0.1	r 0.1	0.9	r 0.2
Europe n.s.	884	0.0	r 0.0	r 0.0	r 0.0	r 0.0	r 0.0	123.4	r 35.2	r 36.1	r 38.4	r 40.0	r 36.2
Mid East, N Africa, Pak	440	48.5	16.2	14.1	15.9	16.2	17.6	661.0	158.0	161.8	189.7	313.6	179.3
Algeria	612	0.3	r 0.0	r 0.0	r 0.1	r 0.1	r 0.1	0.0	r 0.0	r 0.0	r 0.0	r 0.0	r 0.0
Bahrain, Kingdom of	419	0.0	r 0.0	r 0.0	r 0.0	r 0.0	r 0.0	23.1	r 6.6	r 6.8	r 7.2	r 7.5	r 6.8
Egypt	469	2.3	r 0.6	r 0.6	r 0.6	r 0.6	r 0.6	52.6	r 13.2	r 13.2	r 13.2	r 13.2	r 13.2
Iran, I.R. of	429	0.1	r 0.0	r 0.0	r 0.0	r 0.1	r 0.1	0.6	r 0.2	r 0.2	r 0.2	r 0.2	r 0.2
Iraq	433	0.3	r 0.1	r 0.1	r 0.1	r 0.1	r 0.1
Jordan	439	0.0	r 0.0	r 0.0	r 0.0	0.1	r 0.0
Kuwait	443	0.2	r 0.1	r 0.1	r 0.1	r 0.1	r 0.1	75.3	r 21.5	r 22.0	r 23.4	r 24.4	r 22.1
Lebanon	446	0.2	r 0.1	r 0.0	r 0.0	r 0.0	r 0.0	0.0	r 0.0	r 0.0	r 0.0	r 0.0
Mauritania	682	0.1	r 0.0	r 0.0	r 0.0	r 0.0	r 0.0
Morocco	686	7.3	r 1.3	r 1.6	r 3.9	r 1.1	r 3.6	4.1	r 1.4	r 1.9	r 1.8	r 2.4	r 3.3
Oman	449	0.1	r 0.0	r 0.0	r 0.0	r 0.0	r 0.0	22.8	r 0.0	r 0.1	r 0.1	r 0.1	r 0.1
Pakistan	564	5.7	r 3.3	r 2.7	r 2.9	r 3.7	r 3.8	101.3	r 43.3	r 47.3	r 46.0	r 160.0	r 70.2
Qatar	453	0.2	r 0.1	r 0.1	r 0.1	r 0.1	r 0.1	60.9	r 10.6	r 12.9	r 15.8	r 25.0	r 2.3
Saudi Arabia	456	2.9	r 0.8	r 0.6	r 0.3	r 0.6	r 1.6	149.3	r 13.1	r 8.0	r 29.6	r 25.5	r 11.1
Sudan	732	0.8	r 0.2	r 0.0	r 0.0	0.1	r 0.0	r 0.0	r 0.0	r 0.0	r 0.0
Tunisia	744	0.4	r 0.1	r 0.1	r 0.1	r 0.0	r 0.0	3.6	r 0.4	r 0.7	r 0.5	r 1.2	r 1.1
United Arab Emirates	466	24.7	r 8.6	r 7.2	r 6.9	r 8.5	r 6.3	167.0	r 47.7	r 48.8	r 51.9	r 54.1	r 49.0
Yemen, Republic of	474	3.0	r 1.0	r 1.0	r 0.9	r 1.2	r 1.3
Sub-Saharan Africa	603	171.9	66.2	49.5	34.0	35.9	39.1	277.1	68.3	72.1	76.8	102.7	71.8
Benin	638	1.9	r 0.6	r 0.6	r 0.5	r 0.7	r 0.8	0.1	r 0.0	r 0.0	r 0.0	r 0.0	r 0.0
Burundi	618	0.4	r 0.1	r 0.1	r 0.1	r 0.2	r 0.2
Cameroon	622	0.1	r 0.0	r 0.0	r 0.0	r 0.0	r 0.1	0.5	r 0.1	r 0.2	r 0.2	r 0.2	r 0.2
Comoros	632	5.9	r 2.0	r 2.0	r 1.8	r 2.5	r 2.7	0.0	r 0.0	r 0.0	r 0.0	r 0.0	r 0.0
Congo, Dem. Rep. of	636	0.0	r 0.0	r 0.0	r 0.0	r 0.0	r 0.0	0.1	r 0.0	r 0.0	r 0.0	r 0.0	r 0.0
Côte d'Ivoire	662	1.1	r 0.3	r 0.3	r 0.3	r 0.4	r 0.5	0.3	r 0.1	r 0.1	r 0.1	r 0.1	r 0.1
Ethiopia	644	0.0	r 0.0	r 0.0	r 0.0	r 0.0	r 0.0	0.3	r 0.1	r 0.1	r 0.1	r 0.1	r 0.1
Gabon	646	0.1	r 0.0	r 0.0	r 0.0	r 0.1	r 0.1	0.1	r 0.0	r 0.0	r 0.0	r 0.0	r 0.0
Ghana	652	1.8	r 0.6	r 0.6	r 0.5	r 0.7	r 0.8	0.1	r 0.0	r 0.0	r 0.0	r 0.0	r 0.0
Guinea	656	0.1	r 0.0	r 0.0	r 0.0	r 0.0	r 0.0	0.1	r 0.0	r 0.0	r 0.0	r 0.0	r 0.0
Kenya	664	8.8	r 1.0	r 14.0	r 1.0	r 1.8	r 2.2	2.3	r 0.9	r 0.5	r 1.0	r 1.3	r 0.8
Lesotho	666	0.1	r 0.0	r 0.0	r 0.0	r 0.0	r 0.0
Malawi	676	0.0	r 0.0	r 0.0	r 0.0	r 0.0	r 0.0	0.1	r 0.0	r 0.0	r 0.0	r 0.0	r 0.0
Mali	678	0.0	r 0.0	r 0.0	r 0.0	r 0.0	r 0.0	0.2	r 0.1	r 0.1	r 0.1	r 0.1	r 0.1
Mauritius	684	52.2	r 33.9	r 9.8	r 7.1	r 5.9	r 8.4	99.1	r 20.5	r 23.0	r 21.9	r 22.7	r 16.8
Mozambique	688	9.0	r 3.0	r 2.9	r 2.6	r 3.5	r 3.9	0.3	r 0.1	r 0.1	r 0.1	r 0.1	r 0.1
Niger	692	0.1	r 0.0	r 0.0	r 0.0	r 0.0	r 0.0	0.0	r 0.0	r 0.0	r 0.0	r 0.0	r 0.0
Nigeria	694	0.1	r 0.0	r 0.0	r 0.0	r 0.0	r 0.0	0.2	r 0.0	r 0.0	r 0.0	r 0.1	r 0.0
Senegal	722	0.1	r 0.0	r 0.0	r 0.0	r 0.0	r 0.2	0.7	r 0.2	r 0.2	r 0.2	r 0.2	r 0.2
Seychelles	718	7.4	r 2.4	r 2.2	r 1.9	r 2.5	r 2.7	10.9	r 3.1	r 3.2	r 3.4	r 3.5	r 3.2
South Africa	199	78.9	r 18.8	r 15.6	r 17.7	r 16.0	r 15.9	148.5	r 39.2	r 40.0	r 45.4	r 63.7	r 45.4
Swaziland	734	0.1	r 0.0	r 0.0	r 0.0	r 0.0	r 0.0	10.4	r 3.0	r 3.1	r 3.2	r 3.4	r 3.1
Tanzania	738	2.8	r 3.0	r 0.6	r 1.1	r 0.5	1.0	r 0.3	r 1.0	r 0.4	r 1.1	r 0.6
Uganda	746	0.6	r 0.2	r 0.2	r 0.2	r 0.2	r 0.2	0.0	r 0.1	r 0.0	r 0.0	r 5.6	r 0.6
Zambia	754	0.1	r 0.0	r 0.3	r 0.0	r 0.0	r 0.0	0.2	r 0.1
Zimbabwe	698	0.0	r 0.0	r 0.0	r 0.0	r 0.0	r 0.0	1.5	r 0.4	r 0.4	r 0.5	r 0.5	r 0.5
Western Hemisphere	205	2.4	0.7	0.9	0.6	0.7	0.6	61.0	24.1	33.1	28.1	25.0	8.9
Argentina	213	0.1	r 0.0	r 0.0	r 0.0	r 0.0	r 0.0	22.2	r 5.2	r 9.4	r 5.0	r 12.6	r 0.0

Madagascar (674)

In Millions of U.S. Dollars

		Exports (FOB)						Imports (CIF)					
		2016	2017Q1	2017Q2	2017Q3	2017Q4	2018Q1	2016	2017Q1	2017Q2	2017Q3	2017Q4	2018Q1
Brazil	223	0.4	r 0.1	r 0.4	r 0.2	r 0.3	r 0.3	32.6	r 17.1	r 22.4	r 21.7	r 9.3	r 7.7
Chile	228	0.0	r 0.0	r 0.0	r 0.0	r 0.0	r 0.0	0.1
Colombia	233	0.0	r 0.0	r 0.0	r 0.0	r 0.0	r 0.0	0.2	r 0.0	r 0.0	r 0.0	r 0.0
Costa Rica	238	0.0	r 0.0	r 0.0	r 0.0	r 0.0	r 0.0	0.1
Ecuador	248	r 0.2	0.8	r 0.7	r 0.2	r 0.1	r 0.0
Guatemala	258	0.1	r 0.0	0.0	r 0.0	r 0.1	r 0.1	r 0.0	r 0.0
Guyana	336	0.0	r 0.0	r 0.0	r 0.0	r 0.1	r 0.0	0.0	r 0.0	r 0.0	r 0.0	r 0.0	r 0.0
Haiti	263	0.2	r 0.1	r 0.1	r 0.1	r 0.1	r 0.1	0.3	r 0.1	r 0.1	r 0.1	r 0.1	r 0.1
Mexico	273	0.4	r 0.0	r 0.1	r 0.1	r 0.1	r 0.1	4.3	r 0.9	r 0.9	r 1.0	r 2.8	r 1.0
Panama	283	0.0	r 0.0	r 0.0	r 0.0	r 0.0	r 0.0	0.2	r 0.1	r 0.1	r 0.1	r 0.1	r 0.1
Peru	293	1.0	r 0.3	r 0.4	r 0.1	r 0.0	r 0.0	0.1	r 0.0	r 0.0	r 0.0	r 0.0
Uruguay	298	0.0	r 0.0	r 0.0	r 0.0	r 0.0	r 0.0	0.1	r 0.0	r 0.0
Countries & Areas n.s.	898	101.4	r 33.4	r 32.5	r 29.0	r 39.7	r 43.3	30.8	r 8.8	r 9.0	r 9.6	r 10.0	r 9.0
Memorandum Items													
Africa	605	180.6	67.8	51.2	38.0	37.2	42.8	285.0	70.2	74.7	79.1	106.4	76.3
Middle East	405	33.9	11.3	9.7	9.0	11.2	10.1	551.8	112.8	111.9	141.3	150.0	104.6
European Union	998	1,020.4	306.0	262.6	295.9	441.4	394.2	485.9	133.9	143.0	174.0	166.2	146.0
Export earnings: fuel	080	34.6	11.4	9.5	9.3	11.3	10.7	502.0	100.7	99.6	129.3	137.5	92.6
Export earnings: nonfuel	092	2,261.3	761.0	749.2	642.5	875.7	940.5	2,484.0	765.9	762.7	812.7	946.4	755.8

Malawi (676)

In Millions of U.S. Dollars

		Exports (FOB)						Imports (CIF)					
		2016	2017Q1	2017Q2	2017Q3	2017Q4	2018Q1	2016	2017Q1	2017Q2	2017Q3	2017Q4	2018Q1
IFS World	
World	001	1,077.5	282.2	366.0	315.7	260.8	360.1	2,092.3	551.8	657.5	632.3	584.8	504.1
Advanced Economies	110	397.7	112.0	145.1	137.7	90.5	132.6	437.3	136.1	128.8	146.2	126.8	129.7
Euro Area	163	208.5	58.4	86.3	98.8	48.8	99.0	143.8	73.5	60.6	66.4	50.7	58.2
Austria	122	r 0.0	2.9	r 0.2	r 6.8	r 7.5	r 0.8	r 0.3
Belgium	124	89.0	r 31.9	r 41.5	r 46.1	r 19.0	r 70.1	18.5	r 10.0	r 2.0	r 10.3	r 1.3	r 5.2
Estonia	939	0.3	r 0.1	r 0.0	r 0.0	r 0.1	r 0.1
Finland	172	1.4	r 0.4	r 0.5	r 0.4	r 0.2	r 0.4	3.4	r 0.4	r 0.4	r 1.2	r 2.1	r 0.8
France	132	0.5	r 0.0	r 0.0	r 0.2	r 0.5	r 0.2	29.4	r 1.7	r 2.6	r 1.1	r 5.3	r 4.3
Germany	134	46.5	r 9.3	r 12.4	r 18.1	r 16.6	r 2.6	24.9	r 5.9	r 9.2	r 8.6	r 12.0	r 10.9
Greece	174	6.2	r 1.5	r 2.3	r 1.1	r 0.9	r 0.9	0.0	r 0.1	r 0.0	r 0.0
Ireland	178	0.0	r 0.0	r 0.0	r 0.0	r 0.0	r 0.0	6.2	r 3.3	r 2.1	r 1.4	r 1.0	r 1.5
Italy	136	5.2	r 2.4	r 1.0	r 0.5	r 0.8	r 1.5	15.4	r 5.5	r 6.5	r 2.7	r 3.8	r 4.4
Latvia	941	r 0.0	0.0	r 0.0	r 0.0	r 2.8	r 0.0	r 0.0
Lithuania	946	1.7	r 0.4	r 0.2	r 0.3	r 0.1	r 0.2	1.4	r 0.5	r 0.7	r 0.4	r 7.1	r 0.4
Luxembourg	137	0.2	r 0.0	r 0.0	r 0.0	r 0.0	r 0.0	0.0	r 0.0	r 0.0	r 0.0	r 0.0
Malta	181	r 0.2	r 0.1	r 0.1	r 0.1	r 0.0	r 0.0	r 0.0
Netherlands	138	24.5	r 10.2	r 24.9	r 23.4	r 6.7	r 21.0	33.8	r 42.7	r 21.7	r 26.3	r 15.5	r 25.8
Portugal	182	26.5	r 0.9	r 1.4	r 6.5	r 1.3	r 0.7	4.0	r 1.5	r 2.8	r 1.7	r 1.0	r 2.3
Slovak Republic	936	0.0	0.5	r 0.2	r 0.2	r 0.2	r 0.2	r 0.5
Slovenia	961	r 0.0	0.0	r 0.3	r 0.0
Spain	184	6.7	r 1.1	r 2.0	r 2.1	r 2.6	r 1.3	3.1	r 1.1	r 5.6	r 2.1	r 0.6	r 1.7
Australia	193	0.3	r 0.1	r 0.4	r 1.0	r 0.1	r 0.1	8.9	r 0.0	r 4.6	r 0.0	r 0.0	r 0.0
Canada	156	3.4	r 0.9	r 0.6	r 0.1	r 0.1	r 0.1	15.8	r 8.5	r 1.3	r 2.5	r 12.3	r 4.8
China,P.R.: Hong Kong	532	1.2	r 0.1	r 0.1	r 0.7	r 0.7	r 0.2	27.4	r 5.5	r 17.3	r 6.9	r 13.1	r 14.3
Czech Republic	935	15.1	r 2.9	r 4.3	r 4.6	r 1.2	r 0.6	0.6	r 0.1	r 0.2	r 0.2	r 0.1	r 0.1
Denmark	128	5.3	r 3.6	r 2.1	r 0.0	r 0.9	r 5.9	19.5	r 4.1	r 2.6	r 4.8	r 3.7	r 2.3
Israel	436	0.2	r 0.0	r 0.1	r 0.0	r 0.0	r 0.1	6.4	r 1.6	r 1.6	r 1.6	r 1.6	r 1.9
Japan	158	1.4	r 0.3	r 0.3	r 0.5	r 0.3	r 0.3	41.6	r 11.1	r 11.0	r 16.9	r 13.6	r 15.1
Korea, Republic of	542	23.0	r 16.0	r 3.8	r 0.2	r 1.1	r 1.5	21.8	r 5.4	r 2.8	r 4.1	r 2.9	r 4.8
New Zealand	196	0.1	r 0.1	r 0.0	r 0.1	r 0.0	r 0.0	0.2	r 0.0	r 0.0	r 0.0
Norway	142	0.0	r 0.0	r 0.0	r 0.0	r 0.0	r 0.0	0.6	r 0.0	r 0.0	r 0.0	r 0.0	r 0.0
Singapore	576	12.1	r 2.7	r 2.8	r 2.7	r 2.9	r 2.9	1.3	r 0.2	r 0.5	r 0.6	r 0.4	r 0.3
Sweden	144	7.1	r 1.7	r 1.7	r 1.6	r 1.8	r 1.9	2.3	r 0.5	r 1.4	r 0.4	r 0.3	r 0.5
Switzerland	146	7.4	r 1.5	r 1.4	r 1.1	r 1.2	r 1.1	5.5	r 1.1	r 0.7	r 1.5	r 1.1	r 0.7
Taiwan Prov.of China	528	e 2.6	e 1.5	e 1.6	e 1.6	e 1.8	e 1.7	e 1.5	e 0.4	e 0.5	e 0.5	e 0.5	e 0.5
United Kingdom	112	45.3	r 9.9	r 17.6	r 16.2	r 17.8	r 7.9	79.1	r 16.5	r 16.9	r 24.0	r 13.6	r 19.1
United States	111	64.7	r 12.0	r 22.1	r 8.4	r 11.7	r 9.4	61.1	r 7.5	r 6.7	r 15.7	r 12.7	r 7.1
Emerg. & Dev. Economies	200	679.8	170.2	220.9	178.0	170.3	227.5	1,654.9	415.7	528.6	486.0	458.0	374.4
Emerg. & Dev. Asia	505	110.3	23.8	54.6	16.2	13.6	42.3	580.5	157.6	214.4	186.5	153.9	128.6
Bangladesh	513	0.6	r 0.1	r 0.1	r 0.2	r 0.1	0.1	r 0.0	r 0.0	r 0.0	r 0.0	r 0.0
Cambodia	522	1.4	r 0.4	r 0.5	r 0.5	r 0.3	r 0.5	0.0	r 0.0	r 0.0	r 0.0	r 0.0	r 0.0
China,P.R.: Mainland	924	49.4	r 13.5	r 35.1	r 1.5	r 1.5	r 33.8	285.0	r 73.8	r 105.9	r 86.0	r 79.1	r 73.6
Fiji	819	0.1	r 0.0	r 0.0	r 0.0	r 0.0	r 0.0	0.0	r 0.0	r 0.0	r 0.0	r 0.0	r 0.0
India	534	33.0	r 3.6	r 1.7	r 5.9	r 3.7	r 1.5	224.4	r 63.7	r 87.6	r 81.5	r 53.2	r 34.7
Indonesia	536	12.6	r 2.5	r 10.9	r 3.6	r 4.5	r 1.4	34.2	r 13.0	r 7.9	r 11.5	r 11.5	r 11.5
Malaysia	548	1.5	r 0.1	r 0.1	r 0.1	r 0.1	r 0.1	19.9	r 3.1	r 9.7	r 3.0	r 2.9	r 2.8
Philippines	566	9.0	r 2.9	r 5.3	r 2.9	r 2.5	r 4.1	r 0.2	r 0.0	r 0.0	r 0.0	r 0.0
Solomon Islands	813	0.1	r 0.0	r 0.0	r 0.0	r 0.0	r 0.0
Sri Lanka	524	0.3	r 0.0	r 0.1	r 0.2	r 0.3	r 0.0	0.1	r 0.0	r 0.0	r 0.0	r 0.0	r 0.1
Thailand	578	0.9	r 0.2	r 0.2	r 0.6	r 0.2	r 0.2	9.5	r 1.8	r 1.0	r 2.1	r 5.0	r 4.2
Vietnam	582	1.6	r 0.4	r 0.6	r 0.5	r 0.4	r 0.6	1.9	r 0.5	r 0.6	r 0.6	r 0.6	r 0.5
Asia n.s.	598	5.4	r 1.4	r 1.7	r 1.7	r 1.6	r 1.3
Europe	170	94.5	27.2	21.5	19.3	45.2	26.7	25.0	4.5	11.1	3.2	10.9	5.9
Emerg. & Dev. Europe	903	12.9	4.4	3.8	3.4	19.8	5.1	7.5	4.0	1.9	1.3	1.8	3.3
Bosnia and Herzegovina	963	0.0	r 0.0	r 0.0	r 0.0	r 0.0	r 0.1	0.0	r 0.0	r 0.0	r 0.0	r 0.0	r 0.0
Bulgaria	918	0.9	r 0.0	r 0.0	1.2	r 0.4	r 0.3	r 0.3	r 0.2	r 0.3
Gibraltar	823	0.3	r 0.1	r 0.1	r 0.1	r 0.1	r 0.1
Hungary	944	0.2	r 0.0	r 0.1	r 0.0	r 0.0	r 0.1	0.2	r 0.9	r 0.3	r 0.4	r 0.2	r 0.2
Macedonia, FYR	962	e 0.0	e 0.1	e 0.0	e 0.0

Malawi (676)

In Millions of U.S. Dollars

		Exports (FOB)						Imports (CIF)					
		2016	2017Q1	2017Q2	2017Q3	2017Q4	2018Q1	2016	2017Q1	2017Q2	2017Q3	2017Q4	2018Q1
Poland	964	6.8	r 2.7	r 1.1	r 1.1	r 17.6	r 2.4	3.0	r 0.7	r 0.3	r 0.1	r 0.3	r 0.3
Romania	968	1.1	r 0.3	r 0.5	r 0.1	r 0.4	0.0	r 0.0	r 0.0	r 0.0	r 0.0
Serbia, Republic of	942	0.4	r 0.3	r 1.3	r 0.6	r 0.7	r 0.5	0.1
Turkey	186	3.4	r 1.1	r 0.9	r 1.6	r 1.4	r 1.5	2.7	r 2.0	r 1.0	r 0.4	r 1.0	r 2.4
CIS	901	81.5	22.8	17.7	15.9	25.3	21.6	16.0	0.1	8.7	1.4	8.6	2.3
Armenia	911	3.6	r 0.8	r 2.1	r 0.0	r 0.0	r 2.9
Azerbaijan, Rep. of	912	0.0	r 0.0	r 0.0	r 0.2	r 0.0	r 0.0
Belarus	913	1.4	r 0.8	r 0.7	r 0.3	r 0.7	r 0.9	0.0	r 0.0	r 0.1	r 0.1	r 0.0
Georgia	915	0.0	r 0.0	r 0.0	r 0.0	r 3.0
Kazakhstan	916	0.1	r 0.0	r 0.0	r 0.1	r 0.0	r 0.0	r 0.0	r 0.0
Russian Federation	922	44.3	r 13.4	r 10.6	r 9.7	r 10.0	r 12.1	15.6	r 0.1	r 8.6	r 1.4	r 5.5	r 2.1
Ukraine	926	32.0	r 7.8	r 4.2	r 5.7	r 14.5	r 5.7	0.4	r 0.0	r 0.0	r 0.1	r 0.2
Europe n.s.	884	1.5	r 0.4	r 0.5	r 0.5	r 0.4	r 0.4
Mid East, N Africa, Pak	440	68.0	18.0	15.1	16.4	13.9	17.8	254.0	60.8	69.0	66.9	61.2	51.9
Algeria	612	3.7	r 1.3	r 0.9	r 0.6	r 0.6	r 0.6	0.0	r 0.0	r 0.0	r 0.0	r 0.0	r 0.0
Egypt	469	38.9	r 9.7	r 10.3	r 10.1	r 9.6	r 10.4	5.3	r 1.4	r 1.7	r 1.7	r 1.5	r 1.3
Jordan	439	1.0	r 1.9	r 1.1	r 0.4	r 0.4	r 0.1
Kuwait	443	26.5	r 7.0	r 8.4	r 8.4	r 7.7	r 6.5
Lebanon	446	2.0	r 0.3	r 0.3	0.3	r 0.1	r 0.0	r 0.1	r 0.2	r 0.0
Morocco	686	r 0.8	r 1.0	0.2	r 0.1	r 0.1	r 0.1	r 0.1	r 0.1
Oman	449	r 0.0	1.6	r 0.4	r 0.4	r 0.4	r 0.4	r 0.4
Pakistan	564	0.0	r 0.0	r 0.0	r 0.0	r 0.0	r 0.1	7.0	r 1.7	r 1.8	r 1.7	r 1.7	r 1.7
Qatar	453	r 0.1	5.2	r 2.1	r 1.6	r 1.6	r 2.2	r 2.2
Saudi Arabia	456	0.1	r 0.0	r 0.0	r 0.0	r 0.0	r 0.0	13.3	r 3.4	r 3.7	r 3.4	r 3.4	r 3.7
Sudan	732	r 0.2	r 1.2	r 2.7	r 0.5	r 2.1	0.0	r 0.0	r 0.0	r 0.0	r 0.0	r 0.0
Tunisia	744	4.0	r 1.7	r 0.4	r 0.4	r 0.4	r 0.4	0.0	r 0.0	r 0.0	r 0.0	r 0.0	r 0.0
United Arab Emirates	466	18.2	r 2.7	r 1.3	r 2.1	r 1.7	r 2.7	194.6	r 44.6	r 51.4	r 49.5	r 44.0	r 36.0
Sub-Saharan Africa	603	404.9	101.0	129.0	125.8	97.3	140.5	781.4	191.0	232.1	227.0	224.5	186.0
Angola	614	0.1	r 0.0	r 0.0	r 0.0	r 0.0	r 0.0
Botswana	616	2.1	r 0.4	r 0.2	r 0.4	r 0.3	r 0.5	8.8	r 2.4	r 2.4	r 3.7	r 4.1	r 2.3
Burundi	618	0.9	r 0.2	r 0.3	r 0.3	r 0.2	r 0.3	0.0	r 0.0	r 0.0	r 0.0	r 0.0	r 0.0
Congo, Dem. Rep. of	636	2.0	r 0.5	r 0.7	r 0.6	r 0.5	r 0.7	0.4	r 0.1	r 0.1	r 0.1	r 0.1	r 0.1
Ethiopia	644	0.2	r 0.1	r 0.1	r 0.1	r 0.1	r 0.1	0.4	r 0.1	r 0.1	r 0.1	r 0.1	r 0.1
Kenya	664	24.7	r 6.0	r 6.2	r 6.7	r 5.9	r 6.9	30.2	r 7.4	r 8.5	r 8.5	r 7.9	r 5.7
Lesotho	666	0.3	r 0.1	r 0.1	r 0.1	r 0.1	r 0.1
Madagascar	674	0.1	r 0.0	r 0.0	r 0.0	r 0.0	r 0.0	4.5	r 1.2	r 1.4	r 1.4	r 1.3	r 1.1
Mali	678	0.1	r 0.0	r 0.0	r 0.0	r 0.0	r 0.0	0.0	r 0.0	r 0.0	r 0.0	r 0.0	r 0.0
Mauritius	684	0.1	r 0.0	r 0.4	r 0.0	r 0.0	55.7	r 13.9	r 13.9	r 13.9	r 13.9	r 13.9
Mozambique	688	106.3	r 27.6	r 38.7	r 36.3	r 25.4	r 41.5	62.7	r 16.5	r 19.8	r 19.9	r 18.2	r 15.4
Namibia	728	0.1	r 0.0	r 0.0	r 0.0	r 0.0	r 0.0	4.1	r 1.1	r 1.3	r 1.3	r 1.2	r 1.0
Niger	692	0.7	r 0.2	r 0.2	r 0.2	r 0.2	r 0.2	0.0	r 0.0	r 0.0	r 0.0	r 0.0	r 0.0
Nigeria	694	0.0	r 0.0	r 0.0	r 0.0	r 0.0	r 0.0	0.1	r 0.0	r 0.0	r 0.0	r 0.0	r 0.0
Rwanda	714	5.5	r 0.7	r 0.5	r 0.8	r 0.7	r 0.7	0.0	r 0.0	r 0.0
Senegal	722	r 0.0	r 0.0	r 0.0	r 0.2	0.0	r 0.0	r 0.0	r 0.0	r 0.0	r 0.0
Seychelles	718	0.1	r 0.0	r 0.0	r 0.0	r 0.0	r 0.0	0.8	r 0.2	r 0.2	r 0.2	r 0.2	r 0.2
South Africa	199	78.5	r 19.4	r 24.4	r 23.1	r 15.6	r 28.3	417.8	r 104.2	r 115.8	r 129.1	r 138.0	r 113.0
Swaziland	734	1.1	r 0.3	r 0.4	r 0.4	r 0.3	r 0.4	15.7	r 3.6	r 4.2	r 4.0	r 3.6	r 2.9
Tanzania	738	26.5	r 7.2	r 7.3	r 6.1	r 11.6	r 10.0	38.4	r 16.0	r 26.6	r 13.9	r 13.6	r 10.8
Togo	742	0.1	r 0.0	r 0.0	r 0.0	r 0.0	r 0.0
Uganda	746	9.7	r 2.4	r 2.4	r 2.7	r 2.4	r 2.3	0.3	r 0.1	r 0.1	r 0.7	r 1.4	r 0.2
Zambia	754	21.6	r 4.7	r 3.6	r 7.0	r 5.8	r 2.2	119.5	r 18.4	r 30.8	r 23.2	r 14.4	r 14.0
Zimbabwe	698	124.6	r 31.4	r 43.7	r 40.6	r 28.3	r 45.9	21.7	r 5.6	r 6.7	r 6.7	r 6.1	r 5.2
Western Hemisphere	205	2.2	0.2	0.7	0.3	0.3	0.3	14.0	1.9	2.0	2.4	7.6	1.9
Argentina	213	1.3	r 0.2	r 0.2	r 0.2	r 0.2	r 0.2	11.6	r 1.6	r 1.6	r 1.6	r 7.2	r 1.6
Brazil	223	0.2	r 0.0	r 0.1	r 0.0	r 0.1	r 0.0	0.9	r 0.1	r 0.2	r 0.6	r 0.2	r 0.2
Colombia	233	0.1	r 0.0	r 0.1	r 0.1
Costa Rica	238	0.1	r 0.0	r 0.0	r 0.0	r 0.0	r 0.0	0.0	r 0.0	r 0.0	r 0.0	r 0.0	r 0.0
Ecuador	248	0.1	r 0.0	r 0.0	r 0.0	r 0.0	r 0.0
Haiti	263	0.1	r 0.0	r 0.0	r 0.0	r 0.0	r 0.0	0.0	r 0.0	r 0.0	r 0.0	r 0.0	r 0.0
Mexico	273	0.9	r 0.0	r 0.1	r 0.0	r 0.1	r 0.0

Malawi (676)

In Millions of U.S. Dollars

		Exports (FOB)						Imports (CIF)					
		2016	2017Q1	2017Q2	2017Q3	2017Q4	2018Q1	2016	2017Q1	2017Q2	2017Q3	2017Q4	2018Q1
Paraguay	288	0.0	r 0.0	r 0.0	r 0.0	r 0.0	r 0.0	0.2	r 0.1	r 0.1	r 0.1	r 0.1	r 0.1
Uruguay	298	0.3	r 0.2	r 0.0	r 0.0	r 0.0
Memorandum Items													
Africa	605	412.6	104.3	131.4	129.5	99.6	144.6	781.7	191.1	232.2	227.2	224.6	186.1
Middle East	405	60.2	14.7	12.7	12.7	11.6	13.5	246.7	59.0	67.1	65.1	59.4	50.2
European Union	998	290.4	79.5	113.5	122.4	88.2	118.1	249.7	96.7	82.5	96.6	69.2	80.9
Export earnings: fuel	080	66.6	17.6	13.0	12.8	12.5	15.6	257.1	57.6	74.1	64.7	63.3	51.0
Export earnings: nonfuel	092	1,010.9	264.6	353.0	302.9	248.3	344.5	1,835.2	494.2	583.3	567.5	521.6	453.1

Malaysia (548)

In Millions of U.S. Dollars

		Exports (FOB)						Imports (CIF)					
		2016	2017Q1	2017Q2	2017Q3	2017Q4	2018Q1	2016	2017Q1	2017Q2	2017Q3	2017Q4	2018Q1
IFS World		189,659.1	50,516.9	52,261.2	56,131.1	58,929.6	60,546.7	168,429.9	46,273.4	46,704.7	49,877.3	52,293.9	52,035.9
World	001	188,709.9	50,860.8	52,643.4	55,989.6	57,888.6	59,470.1	178,109.9	46,335.5	46,745.1	52,790.6	60,873.1	60,647.4
Advanced Economies	110	108,300.7	28,971.8	29,845.8	31,804.9	32,798.5	33,711.6	89,622.6	24,257.4	24,672.2	27,441.5	27,933.3	27,815.1
Euro Area	163	15,599.0	4,320.1	4,243.4	4,681.0	4,680.3	4,813.6	13,817.6	3,250.9	3,631.9	4,343.6	4,377.7	4,360.3
Austria	122	111.2	r 16.3	r 30.0	r 26.8	r 30.4	r 31.1	530.2	r 120.4	r 124.4	r 145.3	r 150.1	r 149.4
Belgium	124	1,010.7	r 278.0	r 250.9	r 326.5	r 269.8	r 278.7	636.8	r 146.8	r 136.8	r 190.3	r 151.6	r 151.6
Cyprus	423	12.8	r 2.2	r 7.4	r 3.8	r 3.3	r 3.4	13.0	r 1.7	r 4.0	r 1.7	r 1.8	r 1.8
Estonia	939	31.3	r 5.2	r 5.8	r 13.0	r 17.4	r 17.9	5.8	r 1.0	r 2.9	r 1.9	r 2.1	r 2.1
Finland	172	102.0	r 32.1	r 34.3	r 28.6	r 28.0	r 28.8	153.8	r 35.3	r 39.1	r 50.3	r 48.1	r 47.9
France	132	1,415.5	r 325.8	r 323.9	r 332.1	r 386.7	r 396.1	2,287.4	r 442.8	r 480.6	r 929.9	r 1,132.4	r 1,125.1
Germany	134	5,373.4	r 1,519.2	r 1,474.9	r 1,546.9	r 1,630.4	r 1,675.0	5,732.4	r 1,332.9	r 1,464.7	r 1,628.5	r 1,647.2	r 1,640.4
Greece	174	127.0	r 20.2	r 22.2	r 28.7	r 26.6	r 27.4	25.8	r 5.6	r 3.8	r 4.4	r 4.7	r 4.7
Ireland	178	136.2	r 38.3	r 40.8	r 47.2	r 31.0	r 32.3	585.4	r 102.2	r 210.1	r 258.6	r 260.1	r 259.0
Italy	136	965.0	r 258.7	r 257.5	r 262.8	r 279.3	r 286.9	1,387.9	r 424.1	r 403.2	r 466.1	r 375.6	r 376.1
Latvia	941	71.2	r 26.8	r 23.7	r 20.0	r 11.0	r 11.6	17.1	r 7.3	r 9.0	r 5.1	r 5.4	r 5.4
Lithuania	946	31.3	r 5.0	r 3.9	r 6.3	r 4.6	r 4.7	88.5	r 9.4	r 22.7	r 12.7	r 17.3	r 17.0
Luxembourg	137	9.6	r 7.9	r 5.1	r 3.7	r 3.9	r 4.0	21.9	r 5.2	r 4.5	r 3.1	r 3.4	r 3.4
Malta	181	24.1	r 8.9	r 11.7	r 9.0	r 11.8	r 12.0	42.3	r 8.7	r 11.1	r 9.9	r 8.3	r 8.3
Netherlands	138	5,285.8	r 1,513.8	r 1,449.1	r 1,695.8	r 1,565.5	r 1,613.8	1,694.4	r 436.5	r 529.1	r 485.9	r 364.7	r 366.3
Portugal	182	66.1	r 21.7	r 22.9	r 22.4	r 23.7	r 24.3	41.8	r 15.7	r 12.1	r 14.7	r 15.9	r 15.8
Slovak Republic	936	59.5	r 14.6	r 18.4	r 21.4	r 32.0	r 32.6	30.1	r 7.8	r 8.3	r 9.5	r 8.5	r 8.5
Slovenia	961	204.3	r 88.8	r 97.0	r 126.4	r 163.1	r 166.8	23.7	r 7.9	r 8.7	r 6.8	r 10.3	r 10.1
Spain	184	561.8	r 136.8	r 163.8	r 159.6	r 161.7	r 166.3	499.4	r 139.7	r 156.9	r 118.8	r 170.2	r 167.3
Australia	193	6,445.3	r 1,774.8	r 1,920.8	r 1,872.6	r 1,927.4	r 1,981.5	3,762.0	r 1,211.5	r 1,111.3	r 1,164.6	r 1,159.4	r 1,155.3
Canada	156	704.5	r 191.0	r 200.3	r 214.6	r 209.8	r 216.0	666.6	r 149.2	r 207.8	r 193.1	r 152.8	r 153.1
China,P.R.: Hong Kong	532	9,071.5	r 2,202.3	r 2,452.4	r 2,843.8	r 3,541.4	r 3,622.1	3,053.3	r 711.5	r 869.6	r 826.6	r 833.2	r 829.9
China,P.R.: Macao	546	27.4	r 7.4	r 4.4	r 5.7	r 4.9	r 5.1	13.2	r 3.8	r 3.9	r 4.4	r 4.1	r 4.1
Czech Republic	935	326.5	r 88.9	r 74.9	r 76.9	r 90.5	r 92.7	199.9	r 49.2	r 54.1	r 58.3	r 61.3	r 61.0
Denmark	128	134.8	r 37.0	r 37.8	r 30.5	r 40.2	r 41.0	189.8	r 47.5	r 46.8	r 56.9	r 43.5	r 43.6
Iceland	176	1.3	r 0.5	r 0.4	1.4	r 1.4	r 0.3
Japan	158	15,250.3	r 4,589.9	r 3,987.1	r 4,380.6	r 4,346.8	r 4,473.7	13,734.0	r 3,558.3	r 3,458.5	r 3,793.0	r 3,882.7	r 3,866.0
Korea, Republic of	542	5,491.7	r 1,365.5	r 1,545.3	r 1,742.1	r 1,962.3	r 2,012.4	8,838.1	r 2,081.1	r 1,970.7	r 2,198.8	r 2,172.6	r 2,165.2
New Zealand	196	731.8	r 211.5	r 263.8	r 243.8	r 323.9	r 330.3	690.3	r 215.7	r 196.9	r 204.8	r 159.5	r 160.1
Norway	142	90.2	r 25.1	r 25.1	r 23.3	r 24.9	r 25.5	254.0	r 101.7	r 101.8	r 122.8	r 125.3	r 124.7
Singapore	576	27,581.1	r 7,283.4	r 7,770.2	r 8,188.6	r 7,743.5	r 7,979.3	17,453.4	r 4,580.8	r 4,687.4	r 5,876.3	r 6,303.0	r 6,268.9
Sweden	144	352.9	r 90.8	r 93.7	r 80.4	r 94.6	r 96.8	469.6	r 119.7	r 115.8	r 157.9	r 234.7	r 231.6
Switzerland	146	676.1	r 300.7	r 275.3	r 321.8	r 311.1	r 320.3	1,718.8	r 520.2	r 704.0	r 807.0	r 710.8	r 709.6
Taiwan Prov. of China	528	4,356.0	r 1,145.9	r 1,339.4	r 1,322.4	r 1,388.3	r 1,426.4	9,762.9	r 2,841.2	r 2,968.8	r 3,455.5	r 3,623.0	r 3,605.1
United Kingdom	112	2,106.2	r 541.7	r 545.1	r 570.1	r 600.6	r 617.0	1,579.1	r 363.2	r 358.7	r 488.1	r 367.4	r 367.6
United States	111	19,353.9	r 4,795.1	r 5,066.5	r 5,206.7	r 5,507.9	r 5,657.8	13,418.6	r 4,450.6	r 4,183.9	r 3,689.8	r 3,722.3	r 3,708.8
Vatican	187	0.1	r 0.0	r 0.1	r 0.1
Emerg. & Dev. Economies	200	80,384.2	21,887.0	22,794.2	24,183.1	25,088.9	25,757.2	87,057.8	22,019.5	22,009.8	25,290.4	32,881.1	32,773.6
Emerg. & Dev. Asia	505	62,087.9	16,892.9	17,324.2	18,507.3	19,507.8	20,030.6	72,803.9	17,535.0	17,956.4	21,751.5	28,437.9	28,394.5
American Samoa	859	13.5	r 1.1	r 1.1	r 1.1	r 1.1	r 1.1	0.4	r 0.0	r 0.0	r 0.0	r 0.0	r 0.0
Bangladesh	513	1,240.8	r 323.2	r 365.6	r 391.7	r 436.1	r 447.3	190.0	r 61.6	r 54.4	r 46.2	r 60.1	r 59.3
Bhutan	514	1.5	r 0.2	r 0.2	r 0.2	r 0.2	r 0.2	0.0	r 0.1	r 0.2	r 0.2
Brunei Darussalam	516	512.0	r 122.9	r 136.0	r 138.9	r 136.2	r 140.2	157.0	r 95.2	r 179.9	r 135.3	r 189.7	r 187.0
Cambodia	522	285.0	r 67.0	r 71.0	r 74.3	r 76.1	r 78.3	140.7	r 32.5	r 38.6	r 42.1	r 50.6	r 50.2
China,P.R.: Mainland	924	23,753.3	r 6,542.6	r 7,083.6	r 7,165.2	r 8,397.1	r 8,598.8	34,306.5	r 8,909.6	r 9,213.2	r 9,912.9	r 10,004.5	r 9,965.0
Fiji	819	56.7	r 19.3	r 14.0	r 18.5	r 19.0	r 19.5	4.2	r 0.5	r 1.0	r 1.9	r 1.0	r 1.0
F.T. French Polynesia	887	13.8	r 8.1	r 8.1	r 8.1	r 8.1	r 8.1
F.T. New Caledonia	839	31.9	r 5.2	r 3.9	r 6.6	r 6.9	r 7.1	0.1	r 0.0	r 0.0	r 0.0	r 0.0	r 0.0
Guam	829	3.0	r 97.7	r 97.7	r 97.7	r 97.7	r 97.7	0.0	r 0.0	r 0.0	r 0.0
India	534	7,713.6	r 1,927.6	r 2,042.7	r 2,073.0	r 1,952.0	r 2,012.1	4,012.4	r 1,300.4	r 1,697.8	r 1,427.7	r 1,793.5	r 1,774.7
Indonesia	536	6,665.9	r 1,957.1	r 1,822.2	r 2,024.5	r 2,244.0	r 2,302.1	7,092.6	r 2,445.9	r 2,022.6	r 2,063.4	r 2,224.0	r 2,211.1
Kiribati	826	1.1	r 0.3	r 0.3	r 0.3	r 0.3	r 0.3	1.5	r 0.9	r 2.6	r 2.5
Lao People's Dem.Rep	544	18.5	r 4.5	r 3.8	r 3.1	r 3.1	r 3.2	12.4	r 0.3	r 1.1	r 2.0	r 2.1	r 2.1
Maldives	556	116.8	r 33.1	r 37.1	r 30.2	r 35.5	r 36.4	1.3	r 0.7
Marshall Islands	867	1.0	r 0.1	r 0.4	r 0.4	5.6	r 0.1	r 0.3	r 0.3
Micronesia	868	0.4	r 0.1	r 0.3	r 0.3	0.0	r 0.0	r 0.1	r 0.1

Malaysia (548)

In Millions of U.S. Dollars

		Exports (FOB)						Imports (CIF)					
		2016	2017Q1	2017Q2	2017Q3	2017Q4	2018Q1	2016	2017Q1	2017Q2	2017Q3	2017Q4	2018Q1
Mongolia	948	15.8	r 3.0	r 3.3	r 5.2	r 5.5	r 5.6	0.3	r 0.0	r 0.0	r 0.0	r 0.0	r 0.0
Myanmar	518	945.9	r 239.8	r 224.5	r 275.5	r 217.5	r 224.9	198.6	r 62.2	r 58.2	r 43.3	r 60.0	r 59.0
Nauru	836	0.2	r 0.1	r 0.2	r 0.2	r 0.0	r 0.1	r 0.1
Nepal	558	28.9	r 6.2	r 9.1	r 6.1	r 6.9	r 7.0	0.6	r 0.6
Palau	565	0.5	r 0.0	r 0.0	r 0.0	r 0.0	r 0.0
Papua New Guinea	853	335.9	r 79.8	r 75.8	r 95.0	r 83.8	r 86.5	171.2	r 84.7	r 22.8	r 96.0	r 15.2	r 14.9
Philippines	566	3,288.4	r 915.4	r 930.2	r 980.2	r 999.3	r 1,027.6	1,589.9	r 510.6	r 501.9	r 498.6	r 565.4	r 561.3
Samoa	862	5.1	r 0.8	r 0.9	r 0.9	r 1.3	r 1.3	0.2	r 0.0	r 0.1	r 0.1
Solomon Islands	813	38.6	r 13.8	r 13.8	r 13.8	r 13.8	r 13.8	16.1	r 2.6	r 2.6	r 2.6	r 2.6	r 2.6
Sri Lanka	524	582.6	r 145.4	r 148.2	r 151.4	r 129.8	r 134.1	59.5	r 20.5	r 18.7	r 14.8	r 15.1	r 15.0
Thailand	578	10,628.2	r 2,847.0	r 2,729.9	r 3,153.6	r 2,959.8	r 3,050.0	10,208.5	r 2,690.0	r 2,760.7	r 2,821.1	r 2,869.6	r 2,857.8
Timor-Leste	537	14.5	r 4.3	r 4.3	r 4.3	r 4.3	r 4.3	0.3	r 0.1	r 0.1	r 0.1	r 0.1	r 0.1
Tonga	866	2.3	r 0.5	r 0.5	r 0.5	r 0.5	r 0.5	0.0
Tuvalu	869	1.0	r 0.1	r 0.1	r 0.1	r 0.1	r 0.1	0.0	r 0.0	r 0.0	r 0.0	r 0.0	r 0.0
Vanuatu	846	11.8	r 5.7	r 5.7	r 5.7	r 5.7	r 5.7	4.4	r 1.8	r 1.8	r 1.8	r 1.8	r 1.8
Vietnam	582	5,730.3	r 1,498.9	r 1,452.2	r 1,776.8	r 1,660.6	r 1,711.0	4,536.0	r 1,285.6	r 1,357.1	r 1,398.0	r 1,193.3	r 1,193.9
Asia n.s.	598	29.2	r 22.4	r 38.3	r 4.5	r 4.7	r 4.9	10,093.4	r 30.1	r 23.3	r 3,242.3	r 9,385.9	r 9,434.4
Europe	170	3,327.5	1,041.7	1,134.4	1,204.3	1,286.2	1,316.2	1,834.0	423.3	423.8	438.4	460.3	457.6
Emerg. & Dev. Europe	903	2,499.5	816.1	880.0	870.6	954.0	978.7	724.9	184.7	197.3	188.4	185.8	184.9
Albania	914	10.8	r 0.7	r 1.0	r 1.7	r 0.9	r 0.9	0.6	r 0.3
Bosnia and Herzegovina	963	0.4	r 0.8	0.2	r 0.8
Bulgaria	918	64.0	r 15.4	r 20.9	r 22.6	r 20.1	r 20.7	32.2	r 4.9	r 6.9	r 7.9	r 9.5	r 9.4
Croatia	960	16.1	r 4.1	r 3.4	r 5.1	r 4.7	r 4.8	22.1	r 5.0	r 3.2
Gibraltar	823	0.2	r 0.1	r 0.1	r 0.1	r 0.1	r 0.1	r 0.0	r 0.0	r 0.0	r 0.0	r 0.0
Hungary	944	283.8	r 92.0	r 98.1	r 113.3	r 136.8	r 140.0	142.0	r 35.8	r 39.0	r 48.6	r 48.2	r 48.0
Macedonia, FYR	962	0.7	r 0.5	1.3	r 0.5
Montenegro	943	0.8	r 0.2	r 0.3	r 0.7	r 0.7	r 0.7	0.3	r 0.0	r 0.1	r 0.1
Poland	964	286.2	r 92.9	r 95.8	r 99.6	r 104.9	r 107.8	183.7	r 36.4	r 33.7	r 43.4	r 38.6	r 38.5
Romania	968	102.2	r 25.4	r 34.2	r 42.1	r 41.2	r 42.4	40.5	r 7.9	r 6.3	r 12.8	r 6.0	r 5.9
Serbia, Republic of	942	5.5	r 2.1	r 2.1	r 2.1	r 2.1	r 2.1	1.9	r 0.4	r 0.4	r 0.4	r 0.4	r 0.4
Turkey	186	1,728.8	r 583.3	r 622.7	r 583.4	r 642.5	r 659.1	300.1	r 92.7	r 107.8	r 75.2	r 83.1	r 82.6
CIS	901	825.3	222.9	222.2	261.9	256.8	260.0	1,109.1	238.6	226.4	249.9	274.4	272.6
Armenia	911	4.1	r 1.9	0.1	r 0.0	r 0.0	r 0.0	r 0.0	r 0.0
Azerbaijan, Rep. of	912	8.4	r 1.0	r 1.1	r 3.0	r 6.3	r 6.4	0.2	r 0.2	r 0.2	r 0.2	r 0.2	r 0.2
Belarus	913	2.9	r 0.2	r 0.2	r 0.5	r 0.5	r 0.5	36.2	r 6.6	r 14.4	r 8.1	r 12.5	r 12.3
Georgia	915	18.9	r 7.7	r 4.0	r 5.6	r 7.7	r 7.9	3.6	r 4.9	r 0.2
Kazakhstan	916	43.6	r 15.1	r 15.1	r 18.7	r 20.0	r 20.5	5.5	r 1.4	r 3.2	r 3.3	r 1.5	r 1.5
Kyrgyz Republic	917	2.0	r 0.3	r 0.4	r 0.7	r 0.8	r 0.8	0.0	r 0.0	r 0.0	r 0.0
Moldova	921	0.4	r 0.6	9.0	r 1.2	r 1.6
Russian Federation	922	529.9	r 142.5	r 151.7	r 170.8	r 181.5	r 186.4	969.3	r 199.1	r 180.7	r 212.0	r 230.4	r 229.1
Tajikistan	923	1.5	r 0.6	r 5.4	r 1.3	r 1.4	r 1.4	0.0	r 0.0	r 0.0	r 0.0	r 0.0	r 0.0
Turkmenistan	925	20.7	r 1.7	r 5.8	r 2.7	r 3.5	0.9	r 2.8
Ukraine	926	89.5	r 29.7	r 19.0	r 41.8	r 15.5	r 16.0	82.9	r 22.8	r 23.2	r 26.3	r 29.7	r 29.6
Uzbekistan	927	103.3	r 21.7	r 19.6	r 16.8	r 19.7	r 20.1	1.3	r 2.3
Europe n.s.	884	2.6	r 2.7	r 32.2	r 71.8	r 75.4	r 77.5	0.0	r 0.0	r 0.1	r 0.1	r 0.1	r 0.1
Mid East, N Africa, Pak	440	7,754.0	1,856.6	2,110.4	2,160.6	2,061.6	2,118.7	6,865.3	2,092.0	2,053.7	1,575.1	2,084.5	2,046.8
Afghanistan, I.R. of	512	85.4	r 24.1	r 28.9	r 32.0	r 34.8	r 35.8	0.2	r 0.1	r 0.1	r 0.1	r 0.1	r 0.1
Algeria	612	123.6	r 32.5	r 26.3	r 26.5	r 32.4	r 33.1	0.9	r 0.5	r 1.6
Bahrain, Kingdom of	419	64.2	r 20.0	r 41.7	r 32.1	r 11.9	r 12.7	143.4	r 32.7	r 54.6	r 12.4	r 29.4	r 27.9
Djibouti	611	90.8	r 35.9	r 35.9	r 35.9	r 35.9	r 35.9	0.1	r 0.0	r 0.0	r 0.0	r 0.0	r 0.0
Egypt	469	500.5	r 126.5	r 120.3	r 110.2	r 121.0	r 124.1	121.8	r 28.4	r 67.1	r 20.7	r 15.9	r 16.1
Iran, I.R. of	429	521.3	r 150.6	r 238.0	r 140.9	r 223.5	r 225.4	154.8	r 57.4	r 44.2	r 53.7	r 137.9	r 131.2
Iraq	433	115.9	r 30.4	r 36.1	r 31.8	r 29.1	r 30.0	105.3	r 91.1	r 179.7
Jordan	439	98.3	r 25.4	r 25.8	r 20.6	r 23.1	r 23.7	70.1	r 14.5	r 13.9	r 14.9	r 12.9	r 12.9
Kuwait	443	178.2	r 47.3	r 42.0	r 46.7	r 51.3	r 52.6	448.1	r 66.5	r 44.5	r 84.9	r 63.7	r 63.6
Lebanon	446	62.5	r 17.1	r 18.9	r 16.9	r 20.3	r 20.7	9.8	r 2.6	r 1.1	r 1.6	r 1.0	r 1.0
Libya	672	27.6	r 3.4	r 1.9	r 4.9	r 10.5	r 10.6	3.3	r 19.7	r 19.7	r 19.7	r 19.7	r 19.7
Mauritania	682	49.5	r 15.4	r 15.4	r 15.4	r 15.4	r 15.4	1.5	r 0.0	r 0.0	r 0.0	r 0.0	r 0.0
Morocco	686	69.0	r 17.0	r 17.2	r 20.3	r 17.9	r 18.5	24.7	r 7.7	r 5.1	r 5.4	r 8.1	r 7.9
Oman	449	236.1	r 74.1	r 60.2	r 80.8	r 59.9	r 62.0	264.7	r 77.0	r 67.2	r 83.1	r 77.7	r 77.5

Malaysia (548)

In Millions of U.S. Dollars

		Exports (FOB)						Imports (CIF)					
		2016	2017Q1	2017Q2	2017Q3	2017Q4	2018Q1	2016	2017Q1	2017Q2	2017Q3	2017Q4	2018Q1
Pakistan	564	1,170.2	r 226.0	r 292.4	r 337.0	r 311.7	r 321.2	171.6	r 41.0	r 32.0	r 54.6	r 38.9	r 38.9
Qatar	453	150.3	r 33.9	r 29.8	r 53.1	r 59.6	r 61.1	419.9	r 82.2	r 129.2	r 94.5	r 183.4	r 178.3
Saudi Arabia	456	812.9	r 263.8	r 244.9	r 249.9	r 221.6	r 228.8	2,559.2	r 621.7	r 599.1	r 457.2	r 812.7	r 791.2
Somalia	726	83.0	r 19.0	r 32.7	r 23.2	r 14.5	r 15.2	r 0.0	r 0.0	r 0.0	r 0.0	r 0.0
Sudan	732	45.1	r 21.4	r 28.2	r 17.5	r 18.6	r 19.2	0.8	r 1.0	r 5.7
Syrian Arab Republic	463	33.0	r 11.6	r 13.3	r 9.2	r 12.1	r 12.3	0.3	r 0.1	r 0.1	r 0.1	r 0.1	r 0.1
Tunisia	744	62.0	r 6.6	r 9.0	r 13.5	r 17.3	r 17.7	19.9	r 9.8	r 14.0	r 3.2	r 3.4	r 3.4
United Arab Emirates	466	3,031.0	r 606.0	r 701.8	r 786.1	r 686.8	r 708.8	2,335.8	r 935.2	r 771.1	r 664.5	r 677.5	r 674.8
West Bank and Gaza	487	0.9	r 0.4	r 0.4	r 0.4	r 0.4	r 0.4	0.3	r 0.2	r 0.5	r 0.5
Yemen, Republic of	474	142.7	r 48.0	r 48.8	r 55.7	r 32.2	r 33.5	8.6	r 2.2	r 3.5	r 4.2	r 1.7	r 1.7
Middle East n.s.	489	r 0.4	r 0.4
Sub-Saharan Africa	603	3,521.1	1,084.6	1,112.2	1,217.6	1,245.3	1,275.0	1,458.4	617.2	478.6	508.4	786.7	774.6
Angola	614	149.7	r 68.5	r 43.3	r 51.4	r 57.9	r 59.4	1.1	r 1.6
Benin	638	285.9	r 71.3	r 71.3	r 71.3	r 71.3	r 71.3	0.0	r 2.0	r 2.0	r 2.0	r 2.0	r 2.0
Botswana	616	3.2	r 0.5	r 0.5	r 0.5	r 0.5	r 0.5	0.0	r 0.0	r 0.0	r 0.0	r 0.0	r 0.0
Burkina Faso	748	2.4	r 2.7	r 2.3	r 1.1	r 1.2	r 1.2	5.9	r 0.2	r 1.4	r 1.7	r 1.7	r 2.1
Burundi	618	0.1	r 0.3	r 0.3	r 0.3	r 0.3	r 0.3
Cabo Verde	624	1.1	r 0.5	r 0.5	r 0.5	r 0.5	r 0.5
Cameroon	622	41.8	r 17.1	r 5.5	r 12.7	r 23.9	r 24.0	71.9	r 30.8	r 17.9	r 14.0	r 17.4	r 17.2
Central African Rep.	626	3.6	r 0.7	r 0.7	r 0.7	r 0.7	r 0.7	0.3	r 0.0	r 0.0	r 0.0	r 0.0	r 0.0
Chad	628	0.3	r 0.1	r 0.3	r 0.3	r 0.0	r 0.1	r 0.1
Comoros	632	4.7	r 1.1	r 1.1	r 1.1	r 1.1	r 1.1	0.2
Congo, Dem. Rep. of	636	18.0	r 2.3	r 4.7	r 4.4	r 5.6	r 5.7	54.3	r 11.3	r 9.4	r 17.6	r 18.0	r 17.9
Congo, Republic of	634	42.1	r 11.4	r 11.4	r 11.4	r 11.4	r 11.4	34.9	r 19.7	r 19.7	r 19.7	r 19.7	r 19.7
Côte d'Ivoire	662	67.7	r 30.9	r 19.1	r 14.1	r 18.0	r 18.3	278.7	r 181.4	r 115.7	r 109.8	r 180.5	r 176.4
Equatorial Guinea	642	10.8	r 5.3	r 5.3	r 5.3	r 5.3	r 5.3	0.0	r 2.6	r 2.6	r 2.6	r 2.6	r 2.6
Eritrea	643	6.3	r 2.1	r 2.1	r 2.1	r 2.1	r 2.1
Ethiopia	644	113.1	r 29.4	r 54.7	r 38.5	r 31.3	r 32.5	1.8	r 0.6	r 1.4
Gabon	646	33.5	r 9.2	r 9.2	r 9.2	r 9.2	r 9.2	62.3	r 82.1	r 228.3	r 223.5
Gambia, The	648	27.2	r 11.2	r 11.2	r 11.2	r 11.2	r 11.2	r 0.0	r 0.0	r 0.0	r 0.0	r 0.0
Ghana	652	193.8	r 68.1	r 59.7	r 64.5	r 63.5	r 65.4	164.3	r 73.2	r 64.0	r 37.8	r 35.1	r 35.1
Guinea	656	50.5	r 12.9	r 12.9	r 12.9	r 12.9	r 12.9	2.8	r 3.1	r 8.7	r 8.5
Guinea-Bissau	654	4.6	r 1.3	r 1.3	r 1.3	r 1.3	r 1.3	r 0.0	r 0.0	r 0.0
Kenya	664	172.3	r 35.9	r 63.1	r 66.9	r 75.0	r 77.0	12.6	r 1.5	r 1.7	r 2.4	r 1.9	r 1.9
Lesotho	666	1.1	r 0.3	r 0.3	r 0.3	r 0.3	r 0.3	0.0	r 0.0	r 0.0	r 0.0	r 0.0	r 0.0
Liberia	668	36.0	r 19.9	r 3.3	r 6.5	r 10.0	r 10.0	14.5	r 4.2	r 8.0
Madagascar	674	79.8	r 20.0	r 17.7	r 28.5	r 33.5	r 34.4	8.8	r 1.3	r 0.4	r 1.8	r 1.9	r 1.8
Malawi	676	31.6	r 0.9	r 7.5	r 6.5	r 17.3	r 16.9	5.4	r 0.3	r 0.4	r 0.5	r 0.5	r 0.5
Mali	678	2.4	r 1.0	r 1.5	r 0.6	r 0.8	r 0.8	0.5	r 0.4
Mauritius	684	85.4	r 17.7	r 21.6	r 21.7	r 22.7	r 23.3	3.5	r 0.7	r 0.4	r 1.3	r 1.5	r 1.5
Mozambique	688	157.2	r 35.8	r 41.4	r 53.6	r 61.3	r 62.8	8.1	r 0.8	r 3.5
Namibia	728	4.6	r 1.2	r 1.2	r 1.2	r 1.2	r 1.2	1.8	r 0.1	r 0.1	r 0.1	r 0.1	r 0.1
Niger	692	4.0	r 1.6	r 1.5	r 1.7	r 1.8	r 1.8	0.2	r 0.0	r 0.0	r 0.0
Nigeria	694	714.4	r 90.2	r 79.1	r 108.6	r 102.4	r 105.4	107.3	r 48.4	r 45.5	r 50.1	r 48.6	r 48.5
Rwanda	714	2.4	r 0.3	r 0.8	r 0.7	r 0.7	r 0.7	16.2	r 3.9	r 3.6	r 3.0	r 3.9	r 3.9
São Tomé & Príncipe	716	0.2	r 0.0	r 0.0	r 0.0	r 0.0	r 0.0
Senegal	722	58.8	r 21.1	r 21.1	r 21.1	r 21.1	r 21.1	3.9	r 0.5	r 1.4	r 1.3
Seychelles	718	35.5	r 3.6	r 1.0	r 10.2	r 10.8	r 11.0	1.2	r 1.5	r 1.9
Sierra Leone	724	10.5	r 2.7	r 2.5	r 4.7	r 6.5	r 6.7	0.1	r 0.1	r 0.1	r 0.1	r 0.1	r 0.1
South Africa	199	695.6	r 169.1	r 179.5	r 226.8	r 195.9	r 202.1	411.2	r 189.9	r 142.7	r 148.2	r 203.2	r 200.4
Swaziland	734	1.6	r 2.2	0.2	r 0.0	r 0.0	r 0.0	r 0.0	r 0.0
Tanzania	738	256.4	r 59.2	r 66.0	r 50.7	r 49.0	r 50.5	151.7	r 27.7	r 22.0	r 6.0	r 5.1	r 5.2
Togo	742	85.9	r 69.7	r 33.9	r 27.7	r 25.8	r 26.6	2.1	r 0.3	r 2.1
Uganda	746	10.1	r 1.6	r 0.7	r 8.3	r 8.8	r 9.0	20.8	r 11.4	r 3.8	r 3.6	r 4.0	r 3.9
Zambia	754	2.9	r 0.2	r 0.7	r 1.2	r 2.6	r 2.6	6.3	r 3.4	r 6.0
Zimbabwe	698	12.0	r 5.1	3.4	r 0.3	r 0.3	r 0.3
Africa n.s.	799	r 185.7	r 243.4	r 255.8	r 268.5	r 275.9	r 0.0	r 0.0	r 0.0	r 0.0	r 0.0
Western Hemisphere	205	3,693.7	1,011.2	1,112.9	1,093.3	987.9	1,016.7	4,096.1	1,351.9	1,097.3	1,017.1	1,111.7	1,100.1
Antigua and Barbuda	311	1.3	r 0.2	r 0.2	r 0.2	r 0.2	r 0.2	0.2	r 0.0	r 0.0	r 0.0
Argentina	213	195.0	r 48.7	r 62.5	r 88.7	r 15.4	r 16.0	1,020.0	r 288.2	r 325.3	r 260.7	r 282.4	r 280.7

Malaysia (548)

In Millions of U.S. Dollars

		Exports (FOB)						Imports (CIF)					
		2016	2017Q1	2017Q2	2017Q3	2017Q4	2018Q1	2016	2017Q1	2017Q2	2017Q3	2017Q4	2018Q1
Aruba	314	1.1	r 0.1	r 0.1	r 0.1	r 0.1	r 0.1	0.0	r 0.0	r 0.0	r 0.0	r 0.0	r 0.0
Bahamas, The	313	5.7	r 0.6	r 0.6	r 0.6	r 0.6	r 0.6	6.4	r 4.0	r 4.0	r 4.0	r 4.0	r 4.0
Barbados	316	1.9	r 0.4	r 0.4	r 0.4	r 0.4	r 0.4	0.1	r 3.8	r 3.8	r 3.8	r 3.8	r 3.8
Belize	339	2.6	r 0.7	r 0.7	r 0.7	r 0.7	r 0.7	0.3	r 0.0	r 0.0	r 0.0	r 0.0	r 0.0
Bermuda	319	0.3	r 0.1	r 0.1	r 0.1	r 0.1	r 0.1	0.0	r 0.0	r 0.0	r 0.0	r 0.0	r 0.0
Bolivia	218	7.2	r 3.0	r 2.0	r 1.5	r 1.6	r 1.6	14.4	r 1.5	r 1.3	r 1.1	r 1.2	r 1.2
Brazil	223	709.8	r 216.1	r 215.5	r 209.8	r 205.3	r 211.4	2,037.3	r 584.7	r 395.8	r 474.5	r 637.8	r 629.6
Chile	228	164.1	r 36.6	r 35.0	r 49.6	r 44.1	r 45.4	110.3	r 55.3	r 19.3	r 79.6	r 27.7	r 27.3
Colombia	233	83.6	r 22.7	r 24.5	r 30.3	r 19.6	r 20.3	29.1	r 11.1	r 26.8	r 7.7	r 12.4	r 12.0
Costa Rica	238	43.0	r 14.3	r 16.3	r 16.1	r 12.6	r 13.1	21.0	r 3.9	r 4.9	r 5.2	r 5.4	r 5.4
Curacao	354	0.6	r 0.2	r 0.5	r 0.5	0.1	r 0.0	r 0.1	r 0.0
Dominica	321	0.9	r 0.3	r 0.3	r 0.3	r 0.3	r 0.3	0.0	r 0.0	r 0.0	r 0.0	r 0.0	r 0.0
Dominican Republic	243	33.3	r 19.4	r 11.1	r 7.8	r 8.2	r 8.4	4.1	r 1.0	r 1.8	r 1.7	r 0.6	r 0.7
Ecuador	248	16.8	r 5.4	r 6.4	r 10.9	r 10.9	r 11.2	64.2	r 29.2	r 48.6	r 12.0	r 22.7	r 21.8
El Salvador	253	16.1	r 4.1	r 4.1	r 4.1	r 4.1	r 4.1	1.1	r 0.1	r 0.1	r 0.1	r 0.1	r 0.1
Falkland Islands	323	0.1
Greenland	326	r 0.0	r 0.0	r 0.0	r 0.0	r 0.0	0.1	r 0.0	r 0.0	r 0.0	r 0.0	r 0.0
Grenada	328	8.9	r 2.2	r 2.2	r 2.2	r 2.2	r 2.2	0.1	r 0.0	r 0.0	r 0.0	r 0.0	r 0.0
Guatemala	258	32.4	r 6.1	r 8.6	r 10.1	r 9.0	r 9.3	41.6	r 1.8	r 51.4	r 3.4	r 1.2	r 1.3
Guyana	336	5.8	r 1.7	r 1.7	r 1.7	r 1.7	r 1.7	1.6	r 0.3	r 0.3	r 0.3	r 0.3	r 0.3
Haiti	263	10.4	r 3.3	r 6.8	r 7.3	r 4.8	r 5.0	0.1	r 0.1	r 0.1	r 0.1	r 0.1	r 0.1
Honduras	268	24.1	r 4.2	r 4.2	r 4.2	r 4.2	r 4.2	1.5	r 0.6	r 0.6	r 0.6	r 0.6	r 0.6
Jamaica	343	20.5	r 3.9	r 3.5	r 4.6	r 4.2	r 4.3	0.6	r 0.2	r 0.2	r 0.2	r 0.2	r 0.2
Mexico	273	1,890.9	r 504.6	r 615.1	r 557.9	r 546.2	r 562.4	373.2	r 79.5	r 72.7	r 100.4	r 71.7	r 71.8
Montserrat	351	r 0.1	r 0.4	r 0.4
Nicaragua	278	7.4	r 1.2	r 1.2	r 1.2	r 1.2	r 1.2	0.7	r 3.0	r 3.0	r 3.0	r 3.0	r 3.0
Panama	283	111.3	r 29.4	r 30.3	r 29.0	r 29.1	r 30.0	12.5	r 2.2	r 0.2
Paraguay	288	11.7	r 1.5	r 1.2	r 2.2	r 2.6	r 2.6	13.8	r 0.2	r 1.9	r 2.3	r 2.4	r 2.4
Peru	293	122.4	r 20.4	r 22.0	r 34.3	r 40.2	r 41.2	76.5	r 51.2	r 4.2	r 50.8	r 30.3	r 30.2
St. Kitts and Nevis	361	0.1	r 0.1	r 0.1	r 0.1	r 0.1	r 0.1
St. Lucia	362	0.5	r 0.1	r 0.1	r 0.1	r 0.1	r 0.1
St. Vincent & Grens.	364	0.7	r 0.4	r 0.4	r 0.4	r 0.4	r 0.4
Suriname	366	3.6	r 2.1	r 2.1	r 2.1	r 2.1	r 2.1	0.6	r 0.1	r 0.1	r 0.1	r 0.1	r 0.1
Trinidad and Tobago	369	56.7	r 7.4	r 7.4	r 7.4	r 7.4	r 7.4	25.6	r 0.1	r 0.1	r 0.1	r 0.1	r 0.1
Uruguay	298	22.4	r 22.9	r 5.1	r 5.4	r 5.1	r 5.3	21.4	r 2.4	r 0.8	r 5.4	r 3.6	r 3.6
Venezuela, Rep. Bol.	299	36.2	r 1.8	r 1.3	r 1.8	r 2.5	r 2.6	216.3	r 227.1	r 129.4
Western Hem. n.s.	399	44.2	r 25.3	r 19.7	1.0	r 0.3	r 0.8
Other Countries n.i.e	910	20.1	2.0	3.4	1.5	1.3	1.3	4.3	0.3	4.9	0.4	0.4	0.4
Cuba	928	17.5	r 1.5	r 1.5	r 1.5	r 1.3	r 1.3	2.3	r 0.3	r 0.1	r 0.4	r 0.4	r 0.4
Korea, Dem. People's Rep.	954	2.6	r 0.6	r 1.8	2.0	r 4.8
Countries & Areas n.s.	898	4.9	1,425.2	r 58.3	r 58.3	r 58.3	r 58.3	r 58.3
Memorandum Items													
Africa	605	4,044.0	1,232.5	1,277.0	1,370.0	1,397.4	1,429.9	1,506.4	636.4	505.0	517.2	798.2	786.0
Middle East	405	5,975.6	1,458.6	1,624.3	1,639.3	1,563.0	1,606.8	6,645.6	2,031.8	1,995.1	1,511.7	2,034.0	1,996.4
European Union	998	19,271.9	5,308.3	5,247.3	5,721.5	5,813.9	5,976.8	16,676.4	3,920.4	4,296.3	5,217.5	5,186.8	5,165.9
Export earnings: fuel	080	7,684.2	1,822.5	1,975.5	2,084.7	1,998.8	2,050.6	8,132.5	2,622.3	2,557.1	2,000.7	2,761.3	2,713.2
Export earnings: nonfuel	092	181,025.7	49,038.3	50,667.9	53,904.8	55,889.8	57,419.5	169,977.4	43,713.2	44,188.1	50,789.9	58,111.8	57,934.2

Maldives (556)

In Millions of U.S. Dollars

		Exports (FOB)						Imports (CIF)					
		2016	2017Q1	2017Q2	2017Q3	2017Q4	2018Q1	2016	2017Q1	2017Q2	2017Q3	2017Q4	2018Q1
IFS World		154.0	54.0	51.4	35.8	58.9	2,125.5	569.5	603.2	573.4	615.1
World	001	140.8	62.7	55.2	51.9	60.4	75.2	2,138.1	581.2	581.3	553.5	635.6	674.3
Advanced Economies	110	74.4	20.6	21.4	16.0	24.9	22.7	680.0	188.0	185.8	182.9	207.5	205.9
Euro Area	163	43.4	11.7	12.9	9.2	12.5	11.6	152.4	42.8	43.6	38.9	51.4	44.5
Austria	122	2.2	r 0.5	r 0.4	r 0.4	r 0.5	r 0.4
Belgium	124	0.4	r 0.1	r 0.1	r 0.1	r 0.3	r 0.1	6.2	r 1.4	r 1.3	r 1.3	r 1.4	r 1.3
Cyprus	423	2.9	r 1.0	r 1.0	r 1.0	r 1.0	r 1.0
Estonia	939	0.0	r 0.0	r 0.0	r 0.1	r 0.0
Finland	172	0.2	r 0.1	r 0.1	r 0.1	0.2	r 0.0	r 0.0	r 0.1	r 0.0	r 0.8
France	132	12.3	r 3.5	r 3.8	r 2.4	r 3.6	r 4.1	17.5	r 4.9	r 11.0	r 4.3	r 7.2	r 5.5
Germany	134	12.2	r 2.5	r 2.7	r 2.3	r 3.1	r 2.2	51.7	r 17.5	r 15.3	r 15.2	r 13.9	r 12.8
Greece	174	0.0	r 0.0	0.5	r 0.1	r 0.1	r 0.6	r 0.2	r 0.2
Ireland	178	6.9	r 2.4	r 3.7	r 2.3	r 1.5	r 0.0	1.9	r 0.1	r 0.1	r 0.2	r 0.1	r 0.1
Italy	136	6.9	r 1.8	r 1.4	r 1.1	r 2.2	r 2.9	33.6	r 9.0	r 6.9	r 7.7	r 15.5	r 12.1
Latvia	941	e 0.0	e 0.0	0.2	r 0.0	r 0.0	r 0.0	r 0.1	r 0.1
Lithuania	946	r 0.0	0.0	r 0.0	r 0.0	r 0.0	r 0.1	r 0.0
Luxembourg	137	r 0.0	0.1	r 0.7	r 0.6	r 0.0	r 0.0	r 0.0
Malta	181	1.0	r 0.0	r 0.3	r 0.2	r 0.4	r 0.0
Netherlands	138	2.5	r 0.6	r 0.6	r 0.4	r 0.5	r 0.8	22.8	r 6.1	r 4.7	r 5.3	r 7.3	r 6.9
Portugal	182	0.0	r 0.0	r 0.0	r 0.0	r 0.0	r 0.0	0.5	r 0.0	r 0.1	r 0.1	r 0.1	r 0.1
Slovenia	961	0.3	r 0.0	r 0.2	r 0.1	r 0.1	r 0.1
Spain	184	1.9	r 0.8	r 0.6	r 0.6	r 1.1	r 1.3	10.6	r 1.4	r 1.6	r 2.5	r 3.3	r 3.1
Australia	193	0.6	r 0.3	r 0.1	r 0.0	r 0.2	r 0.2	34.5	r 11.6	r 12.4	r 12.4	r 14.4	r 13.5
Canada	156	0.3	r 0.1	r 0.0	r 0.0	r 0.0	r 0.0	15.1	r 10.1	r 3.2	r 7.6	r 8.4	r 5.8
China,P.R.: Hong Kong	532	1.6	r 0.4	r 0.3	r 0.4	r 0.5	r 0.5	46.7	r 17.2	r 8.4	r 12.1	r 6.6	r 16.1
Czech Republic	935	0.1	r 0.0	r 0.0	r 0.0	1.7	r 0.4	r 0.5	r 0.4	r 1.1	r 0.8
Denmark	128	0.0	r 0.0	r 0.0	r 0.0	r 0.0	6.7	r 1.1	r 1.2	r 1.1	r 1.0	r 1.2
Iceland	176	e 0.0	e 0.0	e 0.0	e 0.0	e 0.0	e 0.0	0.0	r 0.1
Israel	436	0.1	r 0.0	r 0.0	r 0.0	r 0.0	r 0.0
Japan	158	3.0	r 0.5	r 1.4	r 0.4	r 0.6	r 0.4	20.8	r 7.2	r 6.0	r 6.6	r 4.7	r 5.8
Korea, Republic of	542	0.4	r 0.0	r 0.1	r 0.0	r 0.0	r 0.1	7.5	r 2.5	r 1.4	r 1.6	r 1.3	r 1.9
New Zealand	196	15.6	r 2.3	r 9.1	r 6.5	r 7.0	r 5.2
Norway	142	0.0	r 0.0	r 0.0	r 0.0	r 0.0	r 0.0	0.4	r 0.0	r 0.1	r 0.1	r 0.0	r 0.1
Singapore	576	0.0	r 0.0	r 0.0	r 0.0	r 0.0	r 0.0	305.4	r 71.4	r 79.8	r 78.7	r 85.1	r 88.9
Sweden	144	2.9	r 0.8	r 0.6	r 0.4	r 3.2	r 0.9
Switzerland	146	4.2	r 1.3	r 1.8	r 2.0	r 1.8	r 1.5	5.3	r 1.4	r 1.7	r 1.9	r 2.6	r 3.0
Taiwan Prov.of China	528	2.7	r 0.8	r 0.8	r 0.5	r 0.9	r 0.8	3.5	r 1.3	r 1.3	r 1.3	r 1.4	r 1.5
United Kingdom	112	5.8	r 1.4	r 1.4	r 1.5	r 4.2	r 2.8	19.2	r 4.6	r 4.4	r 5.2	r 6.3	r 5.1
United States	111	12.4	r 4.3	r 2.6	r 2.0	r 4.3	r 4.8	42.2	r 13.2	r 12.1	r 8.0	r 12.8	r 11.5
Emerg. & Dev. Economies	200	66.5	42.0	33.8	35.9	35.5	52.5	1,458.1	393.2	395.5	370.6	428.1	468.4
Emerg. & Dev. Asia	505	65.0	40.1	33.5	35.4	35.1	51.7	980.7	259.1	258.0	234.4	280.8	303.4
Bangladesh	513	0.3	r 4.3	r 4.4	r 2.3	r 2.6	r 6.8	3.1	r 0.8	r 0.8	r 0.8	r 0.8	r 0.8
Brunei Darussalam	516	e 0.1	e 0.0	e 0.0	e 0.0	e 0.0	e 0.0	0.0	r 0.0	r 0.0	r 0.0	r 0.0	r 0.0
Cambodia	522	0.1	r 0.0	r 0.0	r 0.0	r 0.0	r 0.0
China,P.R.: Mainland	924	0.1	r 0.1	r 0.1	r 0.0	r 0.1	r 2.9	285.6	r 50.6	r 73.3	r 56.7	r 76.3	r 89.9
India	534	1.6	r 0.8	r 0.2	r 0.4	r 0.3	r 0.3	275.7	r 90.0	r 67.9	r 72.4	r 84.8	r 87.3
Indonesia	536	0.1	r 0.0	r 0.0	r 0.0	r 0.0	r 0.5	45.8	r 10.8	r 10.0	r 10.7	r 12.3	r 14.3
Lao People's Dem.Rep	544	0.1	r 0.0	r 0.0	r 0.0	r 0.0	r 0.0
Malaysia	548	0.0	r 0.0	120.9	r 35.8	r 40.6	r 31.2	r 33.7	r 36.6
Myanmar	518	e 0.0	e 0.0	e 0.0	e 0.0	e 0.0	0.2	r 0.1	r 0.1	r 0.1	r 0.1	r 0.1
Philippines	566	0.3	r 0.1	r 0.0	r 0.1	r 0.2	r 0.2	1.3	r 0.2	r 0.1	r 0.1	r 0.1	r 0.1
Sri Lanka	524	14.2	r 3.9	r 4.5	r 6.8	r 10.6	r 9.0	134.4	r 44.9	r 33.6	r 32.7	r 39.9	r 39.0
Thailand	578	48.0	r 30.8	r 24.0	r 25.7	r 21.1	r 31.8	99.4	r 22.1	r 27.6	r 26.0	r 28.7	r 30.9
Vietnam	582	0.3	r 0.1	r 0.1	r 0.1	r 0.1	r 0.1	8.9	r 2.4	r 2.5	r 2.4	r 2.6	r 2.8
Asia n.s.	598	5.2	r 1.4	r 1.5	r 1.4	r 1.5	r 1.6
Europe	170	0.3	0.1	0.1	0.1	0.1	0.1	54.0	18.2	11.3	11.7	14.5	22.8
Emerg. & Dev. Europe	903	0.3	0.1	0.0	0.1	0.1	0.1	52.5	18.1	11.2	11.5	14.4	22.4
Bulgaria	918	0.0	r 0.0	r 0.0	r 0.0	r 0.0	0.2	r 0.2	r 0.0	r 0.0	r 0.1	r 0.1
Croatia	960	e 0.0	0.4	r 0.0	r 0.2	r 0.4	r 0.0	r 0.0
Hungary	944	e 0.0	e 0.0	e 0.0	e 0.0	0.2	r 0.0	r 0.0	r 0.0	r 0.0	r 0.0

Maldives (556)

In Millions of U.S. Dollars

		Exports (FOB)						Imports (CIF)					
		2016	2017Q1	2017Q2	2017Q3	2017Q4	2018Q1	2016	2017Q1	2017Q2	2017Q3	2017Q4	2018Q1
Poland	964	0.2	r 0.1	r 0.0	r 0.1	r 0.1	r 0.1	9.1	r 1.3	r 1.8	r 1.6	r 2.2	r 1.7
Romania	968	0.1	r 0.0	r 0.0	r 0.0	r 0.0
Turkey	186	42.5	r 16.4	r 9.2	r 9.4	r 12.1	r 20.6
CIS	901	0.0	0.0	0.0	0.0	0.0	0.0	1.3	0.1	0.1	0.2	0.1	0.4
Russian Federation	922	0.5	r 0.1	r 0.1	r 0.2	r 0.1	r 0.4
Ukraine	926	0.0	r 0.0	r 0.0	r 0.0	r 0.0	r 0.0	0.8
Europe n.s.	884	0.1	r 0.0	r 0.0	r 0.0	r 0.0	r 0.0
Mid East, N Africa, Pak	440	1.0	1.8	0.3	0.4	0.3	0.3	383.0	107.1	116.3	113.1	121.3	132.3
Afghanistan, I.R. of	512	e 0.1	e 0.0	e 0.0	e 0.0	e 0.0	e 0.0	0.0	r 0.0	r 0.0	r 0.0	r 0.0	r 0.0
Algeria	612	e 0.3	e 0.0	e 0.0	e 0.0	e 0.0
Bahrain, Kingdom of	419	0.0	r 0.0	r 0.0	r 0.0	r 0.0	r 0.0	22.7	r 6.1	r 6.5	r 6.1	r 6.6	r 7.1
Egypt	469	4.7	r 1.3	r 1.3	r 1.3	r 1.4	r 1.5
Jordan	439	r 0.0	0.0	r 0.0	r 0.0	r 0.0	r 0.0	r 0.2
Lebanon	446	2.1	r 0.0	r 0.4	r 0.1	r 0.0	r 0.0
Morocco	686	e 0.0	e 0.1	e 0.0	0.0	r 0.0	r 0.0	r 0.1	r 0.0
Oman	449	7.8	r 1.6	r 1.3	r 1.2	r 1.3	r 1.4
Pakistan	564	r 1.5	r 0.0	r 0.0	r 0.0	5.9	r 2.2	r 2.4	r 2.6	r 2.7	r 1.9
Qatar	453	0.0	r 0.0	r 0.0	r 0.1	r 0.0	r 0.1	4.8	r 1.5	r 2.3	r 2.8	r 1.7	r 2.9
Saudi Arabia	456	0.0	r 0.0	r 0.0	r 0.0	r 0.0	r 0.0	1.1	r 0.4	r 0.3	r 0.3	r 0.2	r 0.2
Tunisia	744	0.2	r 0.1
United Arab Emirates	466	0.6	r 0.2	r 0.2	r 0.2	r 0.2	r 0.2	333.6	r 94.1	r 101.8	r 98.6	r 107.3	r 117.1
Sub-Saharan Africa	603	0.0	0.0	0.0	0.0	0.0	0.5	16.2	2.1	3.6	5.4	4.4	2.9
Burkina Faso	748	1.1	r 0.3	r 0.3	r 0.3	r 0.3	r 0.3
Gambia, The	648	0.2	r 0.1	r 0.1	r 0.1	r 0.1	r 0.1
Kenya	664	0.1	r 0.0	r 0.0	r 0.0	r 0.0	r 0.0
Liberia	668	0.4	r 0.1	r 0.1	r 0.1	r 0.1	r 0.1
Mauritius	684	2.9	r 0.2	r 1.4	r 2.7	r 1.7	r 0.9
Nigeria	694	e 0.4
Seychelles	718	0.0	r 0.0	r 0.0	r 0.0	r 0.0	r 0.0	0.3	r 0.1	r 0.1	r 0.1	r 0.1	r 0.1
South Africa	199	10.4	r 1.1	r 1.4	r 1.9	r 1.9	r 1.2
Uganda	746	0.7	r 0.2	r 0.2	r 0.2	r 0.2	r 0.2
Western Hemisphere	205	0.2	0.0	0.0	0.0	0.0	0.0	24.2	6.7	6.2	6.0	7.1	6.9
Argentina	213	0.6	r 0.1	r 0.1	r 0.2	r 0.1	r 0.2
Bahamas, The	313	0.1	r 0.0	r 0.0	r 0.0	r 0.0	r 0.0
Brazil	223	16.2	r 4.6	r 3.9	r 3.8	r 5.0	r 4.6
Chile	228	e 0.0	0.3	r 0.1	r 0.1	r 0.1	r 0.0	r 0.1
Colombia	233	e 0.0	e 0.0	e 0.0	0.0	r 0.0	r 0.0	r 0.1	r 0.0	r 0.0
Ecuador	248	0.1	r 0.1	r 0.0	r 0.1	r 0.0	r 0.1
Guyana	336	0.2	r 0.2	r 0.3	r 0.2	r 0.2	r 0.0
Jamaica	343	0.1	r 0.0	r 0.0	r 0.0	r 0.0	r 0.0
Mexico	273	0.3	r 0.1	r 0.1	r 0.0	r 0.1
Panama	283	0.2	r 0.1	r 0.1	r 0.1	r 0.1	r 0.1
Paraguay	288	0.1	r 0.0	r 0.0	r 0.0	r 0.0	r 0.0
Peru	293	e 0.2	e 0.0	0.0	r 0.0	r 0.0	r 0.0	r 0.0	r 0.0
St. Lucia	362	4.5	r 1.2	r 1.3	r 1.2	r 1.3	r 1.4
Uruguay	298	0.5	r 0.0	r 0.0
Western Hem. n.s.	399	1.0	r 0.3	r 0.3	r 0.3	r 0.3	r 0.3
Memorandum Items													
Africa	605	0.3	0.0	0.1	0.1	0.0	0.5	16.5	2.2	3.7	5.4	4.5	2.9
Middle East	405	0.6	0.2	0.2	0.3	0.2	0.3	376.9	104.9	113.9	110.4	118.5	130.4
European Union	998	49.5	13.2	14.4	10.8	16.7	14.4	192.7	51.3	52.2	48.1	65.2	54.4
Export earnings: fuel	080	0.9	0.2	0.2	0.3	0.3	0.7	370.6	103.8	112.3	109.4	117.2	129.2
Export earnings: nonfuel	092	139.9	62.4	55.0	51.7	60.1	74.5	1,767.5	477.4	469.0	444.1	518.4	545.1

Mali (678)

In Millions of U.S. Dollars

		Exports (FOB)						Imports (CIF)					
		2016	2017Q1	2017Q2	2017Q3	2017Q4	2018Q1	2016	2017Q1	2017Q2	2017Q3	2017Q4	2018Q1
IFS World		3,009.2	585.8	3,845.5	1,065.2
World	001	2,846.5	238.7	336.9	263.3	322.3	651.7	3,854.3	990.9	1,034.8	1,085.3	1,102.6	1,117.2
Advanced Economies	110	520.8	112.1	108.1	109.5	164.1	257.4	1,129.4	261.1	262.7	278.3	304.2	308.1
Euro Area	163	61.2	10.0	15.5	10.8	7.7	19.9	802.4	176.1	188.1	188.6	220.7	234.1
Austria	122	10.4	r 2.3	r 2.7	r 2.7	r 4.3	r 4.3
Belgium	124	5.0	r 0.1	r 0.7	r 0.3	r 0.1	r 6.0	74.2	r 19.1	r 18.2	r 19.2	r 16.8	r 23.9
Estonia	939	0.0	r 0.2	r 0.1	r 0.9	r 0.1
Finland	172	3.2	r 0.7	r 0.7	r 0.7	r 0.7	r 0.7	27.3	r 1.9	r 1.2	r 5.9	r 1.1	r 1.6
France	132	18.5	r 2.8	r 6.4	r 3.2	r 1.8	r 3.3	331.5	r 80.8	r 71.8	r 70.6	r 80.6	r 77.1
Germany	134	4.8	r 1.1	r 0.7	r 1.0	r 0.3	r 1.9	169.6	r 28.7	r 33.2	r 33.4	r 49.6	r 64.3
Greece	174	2.2	r 0.1	r 0.0	r 0.1	r 0.1	r 0.1
Ireland	178	0.2	r 0.0	r 0.0	r 0.0	r 0.0	r 0.0	22.9	r 7.5	r 7.7	r 11.0	r 7.1	r 9.6
Italy	136	8.6	r 1.5	r 1.5	r 1.8	r 2.3	r 2.7	66.8	r 9.9	r 20.7	r 17.8	r 23.6	r 10.8
Latvia	941	r 0.0	r 0.2	0.0	r 0.0	r 0.0	r 0.0	r 0.0	r 0.0
Lithuania	946	3.0	r 0.8	r 0.8	r 0.8	r 0.8	r 0.8	27.7	r 5.5	r 5.5	r 5.8	r 8.3	r 6.3
Luxembourg	137	e 0.0	e 1.8	e 0.6	e 0.3	e 1.0	e 0.8	e 1.5
Netherlands	138	12.5	r 1.6	r 3.5	r 1.6	r 1.3	r 1.6	56.2	r 16.2	r 22.9	r 18.4	r 22.7	r 25.9
Portugal	182	5.3	r 1.4	r 1.1	r 1.6	r 0.4	r 2.8	4.5	r 1.9	r 3.6	r 1.2	r 2.2	r 4.5
Slovak Republic	936	e 0.0	e 0.0	e 0.0	e 6.3	e 1.5	e 0.1	e 0.2	e 3.1	e 4.1
Slovenia	961	r 0.0	0.8	r 0.1	r 0.1	r 0.4	r 0.2	r 0.3
Australia	193	5.3	r 0.2	r 0.6	r 0.1	r 0.4	r 0.1	34.7	r 8.8	r 9.7	r 9.5	r 9.4	r 9.3
Canada	156	3.1	r 1.3	r 1.1	r 1.6	r 1.2	r 1.3	21.0	r 6.6	r 5.3	r 3.9	r 3.9	r 4.4
China,P.R.: Hong Kong	532	0.6	r 0.0	r 0.3	r 0.0	r 0.0	r 0.1	1.4	r 0.4	r 0.9	r 0.2	r 0.1	r 0.2
Czech Republic	935	0.0	r 0.0	r 0.0	r 0.0	r 0.0	r 0.0	3.5	r 0.9	r 0.9	r 0.6	r 0.8	r 0.2
Denmark	128	0.2	r 0.0	r 0.3	r 0.0	r 0.3	14.5	r 1.8	r 2.2	r 3.3	r 12.1	r 3.6
Iceland	176	0.9	r 0.2	r 0.2	r 0.2	r 0.2	r 0.2
Israel	436	0.1	r 0.0	r 0.0	r 0.0	r 0.0	r 0.0	0.4	r 0.1	r 0.0	r 0.0	r 0.0	r 0.0
Japan	158	6.8	r 0.0	r 0.6	r 0.5	r 0.0	r 0.0	78.7	r 14.9	r 17.0	r 16.9	r 15.7	r 15.3
Korea, Republic of	542	0.0	r 0.0	r 0.0	r 0.0	r 0.0	r 0.0	16.9	r 9.8	r 7.0	r 3.2	r 6.4	r 12.2
New Zealand	196	0.0	r 0.0	r 0.0	r 0.0	r 0.0	3.5	r 2.2	r 1.1	r 0.5	r 1.9	r 1.2
Norway	142	0.0	r 0.0	r 0.0	r 0.0	r 0.0	r 0.0	3.8	r 0.4	r 0.1	r 0.4	r 0.2	r 0.8
Singapore	576	0.4	r 0.0	r 0.0	r 0.0	r 0.0	r 0.0	1.3	r 0.1	r 0.1	r 1.2	r 0.1
Sweden	144	3.0	r 1.2	r 1.2	r 1.2	r 1.4	r 1.2	14.8	r 4.7	r 6.0	r 5.2	r 2.6	r 5.2
Switzerland	146	428.2	r 95.7	r 84.9	r 92.3	r 150.2	r 231.3	5.7	r 0.5	r 0.2	r 0.5	r 0.2	r 0.3
Taiwan Prov.of China	528	e 2.5	e 1.5	e 1.5	e 1.5	e 1.7	e 1.6	e 0.7	e 0.3	e 0.3	e 0.3	e 0.4	e 0.3
United Kingdom	112	1.3	r 0.3	r 0.5	r 0.2	r 0.2	r 0.3	24.0	r 9.9	r 5.1	r 25.8	r 3.5	r 4.2
United States	111	8.0	r 2.0	r 1.5	r 1.2	r 0.8	r 1.5	101.2	r 23.4	r 18.5	r 19.1	r 24.7	r 16.6
Emerg. & Dev. Economies	200	2,325.7	126.6	228.7	153.8	158.3	394.4	2,673.8	717.9	759.3	794.3	785.2	795.3
Emerg. & Dev. Asia	505	317.4	48.0	76.0	48.6	20.0	30.0	775.1	185.3	182.3	186.3	194.8	210.7
Bangladesh	513	83.3	r 12.4	r 14.7	r 11.4	r 7.4	r 10.2	10.7	r 2.7	r 2.7	r 2.7	r 2.7	r 2.7
Cambodia	522	0.0	r 0.0	r 0.0	r 0.0	r 0.0	r 0.0	0.6	r 0.1	r 0.1	r 0.1	r 0.2	r 0.2
China,P.R.: Mainland	924	29.5	r 2.6	r 5.9	r 7.1	r 4.7	r 7.5	600.6	r 129.6	r 137.8	r 130.6	r 149.4	r 154.6
India	534	70.6	r 7.7	r 31.2	r 9.5	r 1.0	r 2.7	121.2	r 42.6	r 30.1	r 41.6	r 30.6	r 42.9
Indonesia	536	33.2	r 16.9	r 6.5	r 8.6	r 1.5	r 2.5	6.0	r 0.7	r 1.4	r 2.1	r 1.0	r 0.6
Kiribati	826	e 0.1	e 0.0	e 0.0	e 0.0	e 0.0	e 0.0
Malaysia	548	52.7	r 0.4	4.1	r 1.4	r 2.1	r 0.7	r 0.8	r 0.8
Mongolia	948	e 0.0	e 0.1	e 0.0	e 0.0
Nepal	558	e 1.6	e 0.0	e 0.0	e 0.0	e 0.0	e 0.0	0.5	r 0.1	r 0.1	r 0.1	r 0.1	r 0.1
Philippines	566	0.0	r 0.0	r 0.0	r 0.0	r 0.0	r 0.2	0.7	r 0.2	r 0.2	r 0.2	r 0.2	r 0.4
Sri Lanka	524	0.4	r 0.4	r 0.0	r 0.1	r 1.6	r 0.4
Thailand	578	16.0	r 4.3	r 6.0	r 5.6	r 1.9	r 2.0	22.5	r 5.6	r 5.8	r 6.1	r 6.3	r 5.9
Tonga	866	e 0.1	e 0.0	e 0.0	e 0.0	e 0.0	e 0.0
Vietnam	582	30.2	r 3.9	r 11.2	r 6.2	r 3.6	r 4.8	6.5	r 1.5	r 1.6	r 1.6	r 1.7	r 1.8
Asia n.s.	598	1.2	r 0.3	r 0.3	r 0.3	r 0.3	r 0.3
Europe	170	21.8	4.2	18.4	10.3	15.9	5.9	144.3	38.8	43.8	90.8	71.6	61.1
Emerg. & Dev. Europe	903	12.6	3.7	11.7	9.8	15.4	5.5	43.6	12.0	13.3	12.0	13.2	10.7
Albania	914	0.4	r 0.1	r 0.1	r 0.1	r 0.1	r 0.4
Bosnia and Herzegovina	963	e 0.0	e 0.0	e 0.0	e 0.0	0.1	r 0.0
Bulgaria	918	0.5	r 0.1	r 0.1	r 0.2	r 0.1	r 0.1
Hungary	944	r 0.0	2.1	r 0.6	r 1.5	r 0.6	r 3.4	r 1.4

Mali (678)

In Millions of U.S. Dollars

		Exports (FOB)						Imports (CIF)					
		2016	2017Q1	2017Q2	2017Q3	2017Q4	2018Q1	2016	2017Q1	2017Q2	2017Q3	2017Q4	2018Q1
Poland	964	0.1	r 0.0	r 0.0	r 0.0	r 0.0	r 0.0	4.8	r 2.8	r 3.5	r 4.1	r 4.3	r 2.9
Romania	968	0.1	r 0.0	r 0.0	r 0.0	r 0.0	r 0.0	3.9	r 0.9	r 0.4	r 0.6	r 0.7	r 0.1
Serbia, Republic of	942	e 0.1	e 0.0	e 0.0	e 0.0	e 0.0	e 0.1	e 0.0	e 0.0	e 0.3	e 0.3	e 1.1
Turkey	186	12.3	r 3.7	r 11.6	r 9.7	r 15.3	r 5.4	31.6	r 7.4	r 7.7	r 6.1	r 4.2	r 4.6
CIS	901	9.1	0.5	6.7	0.5	0.5	0.5	100.8	26.9	30.5	78.8	58.4	50.4
Azerbaijan, Rep. of	912	0.6	r 0.1	r 0.1	r 0.1	r 0.1	r 0.1
Belarus	913	3.7	r 0.0	r 0.0	30.4	r 4.5	r 8.3	r 0.0	r 11.2	r 10.2
Georgia	915	r 0.1
Russian Federation	922	4.9	r 0.4	r 6.7	r 0.4	r 0.4	r 0.4	62.0	r 21.5	r 19.2	r 77.4	r 43.9	r 35.5
Ukraine	926	0.5	r 0.0	r 0.0	r 0.1	r 0.0	r 0.1	7.7	r 0.6	r 2.8	r 1.2	r 3.1	r 4.6
Mid East, N Africa, Pak	440	242.0	14.9	32.1	22.4	62.3	292.7	202.7	44.8	50.5	53.4	55.2	49.0
Afghanistan, I.R. of	512	0.1	r 0.0	r 0.0	r 0.0	r 0.0	r 0.0
Algeria	612	0.0	r 0.0	r 0.1	r 0.0	2.3	r 0.8	r 0.4	r 0.8	r 0.5	r 0.4
Bahrain, Kingdom of	419	0.3	r 0.0	r 0.0	r 0.0	r 0.0	r 3.0	0.4	r 0.1	r 0.1	r 0.1	r 0.1	r 0.1
Egypt	469	0.1	r 0.0	r 0.0	r 0.0	r 0.0	r 0.0	11.0	r 2.6	r 2.7	r 2.7	r 2.8	r 3.0
Iran, I.R. of	429	0.0	r 0.0	r 0.0	r 0.0	r 0.0	r 0.0	1.1	r 0.3	r 0.3	r 0.3	r 0.3	r 0.3
Jordan	439	0.2	r 0.0	r 0.0	r 0.0
Lebanon	446	0.4	r 0.0	r 0.0	r 0.0	r 0.0	r 0.0	1.6	r 0.3	r 0.4	r 0.3	r 0.5	r 0.4
Libya	672	0.2	r 0.0	r 0.1	r 0.0	r 0.0	r 0.0	2.3	r 0.5	r 0.6	r 0.6	r 0.6	r 0.6
Mauritania	682	6.6	r 0.9	r 2.5	r 1.4	r 0.8	r 1.1	17.6	r 4.1	r 4.4	r 4.4	r 4.6	r 4.7
Morocco	686	16.3	r 1.6	r 5.0	r 2.6	r 1.7	r 1.8	97.4	r 16.2	r 18.6	r 22.8	r 25.6	r 19.6
Oman	449	0.0	r 0.0	r 0.0	r 0.0	r 0.0	r 0.0	0.2	r 0.3	r 0.3	r 0.3	r 0.3	r 0.3
Pakistan	564	0.4	r 0.1	r 0.3	r 0.1	r 0.1	r 0.1	21.4	r 5.4	r 5.4	r 5.4	r 5.4	r 5.4
Qatar	453	0.0	r 0.0	r 0.0	r 0.0	r 0.0	r 0.0	1.1	r 0.4	r 0.9	r 0.4	r 0.4	r 0.4
Saudi Arabia	456	0.6	r 0.0	r 0.0	r 0.0	r 0.0	r 0.0	3.6	r 2.2	r 2.4	r 2.9	r 2.3	r 1.6
Sudan	732	0.1	r 0.0	r 0.0	r 0.0	r 0.0	r 0.0	1.0	r 0.2	r 0.2	r 0.2	r 0.2	r 0.2
Tunisia	744	0.2	r 0.0	7.0	r 3.5	r 5.2	r 3.6	r 2.6	r 2.7
United Arab Emirates	466	216.8	r 12.1	r 24.2	r 18.2	r 59.7	r 286.7	34.4	r 8.0	r 8.6	r 8.6	r 8.9	r 9.3
Sub-Saharan Africa	603	1,744.4	59.4	102.2	72.5	60.0	65.2	1,486.5	447.0	476.0	461.8	460.9	471.1
Angola	614	0.1	r 0.0	r 0.0	r 0.0	r 0.0	r 0.0	0.0	r 0.0	r 0.0	r 0.0	r 0.0	r 0.0
Benin	638	5.6	r 0.7	r 2.1	r 1.2	r 0.7	r 0.9	100.8	r 23.5	r 25.1	r 25.0	r 26.1	r 27.2
Botswana	616	0.1	r 0.0	r 0.0	r 0.0	r 0.0	r 0.1
Burkina Faso	748	109.9	r 14.3	r 40.8	r 22.6	r 12.9	r 17.5	7.5	r 1.8	r 1.9	r 1.9	r 2.0	r 2.0
Burundi	618	0.0	r 0.0	r 0.0	r 0.0	r 0.0	r 0.0	0.1	r 0.0	r 0.0	r 0.0	r 0.0	r 0.0
Cameroon	622	0.2	r 0.0	r 0.1	r 0.0	r 0.0	r 0.0	0.1	r 0.0	r 0.0	r 0.0	r 0.0	r 0.0
Congo, Dem. Rep. of	636	1.1	r 0.1	r 0.4	r 0.2	r 0.1	r 0.2	0.1	r 0.0	r 0.0	r 0.0	r 0.0	r 0.0
Congo, Republic of	634	0.1	r 0.0	r 0.0	r 0.0	r 0.0	r 0.0	0.1	r 0.0	r 0.0	r 0.0	r 0.0	r 0.0
Côte d'Ivoire	662	170.3	r 14.4	r 18.0	r 15.6	r 14.2	r 14.9	378.0	r 88.0	r 94.1	r 94.0	r 97.9	r 101.9
Equatorial Guinea	642	0.5	r 0.1	r 0.2	r 0.1	r 0.1	r 0.1	0.0	r 0.0	r 0.0	r 0.0	r 0.0	r 0.0
Ethiopia	644	0.4	r 0.1	r 0.2	r 0.1	r 0.0	r 0.1	0.0	r 0.0	r 0.0	r 0.0	r 0.0	r 0.0
Gabon	646	0.1	r 0.0	r 0.0	r 0.0	r 0.0	r 0.0	0.2	r 0.0	r 0.1	r 0.1	r 0.1	r 0.1
Gambia, The	648	0.1	r 0.0	r 0.0	r 0.0	r 0.0	r 0.0
Ghana	652	4.5	r 0.6	r 1.7	r 0.9	r 0.5	r 0.7	84.1	r 19.6	r 20.9	r 20.9	r 21.8	r 22.7
Guinea	656	25.9	r 3.4	r 9.6	r 5.3	r 3.0	r 4.1	3.5	r 0.8	r 0.9	r 0.9	r 0.9	r 1.0
Kenya	664	0.0	r 0.0	r 0.0	r 0.0	r 0.0	r 0.0	0.1	r 0.2	r 0.0	r 0.1	r 0.0	r 0.0
Liberia	668	0.6	r 0.1	r 0.2	r 0.1	r 0.1	r 0.1	0.5	r 0.1	r 0.1	r 0.1	r 0.1	r 0.1
Mauritius	684	1.1	r 0.0	r 0.3	r 0.3	r 0.0	r 0.0	1.7	r 0.0	r 0.0	r 0.0	r 0.0	r 0.0
Namibia	728	e 0.0	e 0.0	e 0.0	e 0.0	e 0.0	e 0.0	0.1	r 0.0	r 0.0	r 0.0	r 0.0	r 0.0
Niger	692	9.9	r 1.3	r 3.7	r 2.0	r 1.2	r 1.6	16.9	r 3.9	r 4.2	r 4.2	r 4.4	r 4.6
Nigeria	694	0.7	r 0.1	r 0.2	r 0.1	r 0.1	r 0.1	1.8	r 0.4	r 0.5	r 0.5	r 0.5	r 0.5
Senegal	722	74.5	r 8.1	r 7.9	r 7.6	r 10.8	r 8.2	746.5	r 268.1	r 280.4	r 268.2	r 270.3	r 273.2
Seychelles	718	e 0.0	e 0.0	e 0.0	e 0.0	e 0.0	e 0.0	0.1	r 0.0	r 0.0	r 0.0	r 0.0	r 0.0
Sierra Leone	724	0.0	r 0.0	r 0.0	r 0.0	r 0.0	r 0.0	0.2	r 0.0	r 0.0	r 0.0	r 0.0	r 0.0
South Africa	199	1,337.3	r 15.7	r 16.2	r 15.8	r 15.7	r 15.8	124.1	r 36.3	r 43.0	r 41.7	r 32.2	r 32.3
Swaziland	734	0.2	r 0.1	r 0.1	r 0.1	r 0.1	r 0.1
Tanzania	738	0.3	r 0.1	r 0.1	r 0.1	r 0.1	r 0.1	0.0	r 0.0	r 0.1	r 0.1	r 0.0	r 0.0
Togo	742	1.2	r 0.2	r 0.4	r 0.3	r 0.4	r 0.6	18.5	r 3.7	r 4.3	r 3.7	r 4.1	r 5.0
Uganda	746	0.0	r 0.0	r 0.0	r 0.0	r 0.0	r 0.0	0.3	r 0.1	r 0.1	r 0.1	r 0.1	r 0.1
Zimbabwe	698	0.0	r 0.0	r 0.0	r 0.0	r 0.0	r 0.0	0.5	r 0.1	r 0.1	r 0.1	r 0.1	r 0.1

Mali (678)

In Millions of U.S. Dollars

		Exports (FOB)						Imports (CIF)					
		2016	2017Q1	2017Q2	2017Q3	2017Q4	2018Q1	2016	2017Q1	2017Q2	2017Q3	2017Q4	2018Q1
Western Hemisphere	205	0.1	0.1	0.1	0.1	0.1	0.5	65.1	2.0	6.7	2.0	2.7	3.3
Argentina	213	0.8	r 0.7	r 1.4	r 0.7	r 0.0	r 0.6
Brazil	223	0.1	r 0.0	r 0.0	r 0.0	r 0.0	r 0.0	46.4	r 1.0	r 2.9	r 1.1	r 1.8	r 1.5
Chile	228	0.1	r 0.0	r 0.0	r 0.0	r 0.0
Colombia	233	0.5	r 0.1	r 2.0	r 0.1	r 0.0	r 0.0
Costa Rica	238	0.1	r 0.0	r 0.0	r 0.0	r 0.0	r 0.0
Ecuador	248	2.5
Guatemala	258	12.8
Mexico	273	0.0	r 0.0	r 0.0	r 0.0	r 0.0	r 0.0	0.9	r 0.1	r 0.4	r 0.6	r 0.9
Nicaragua	278	0.1	r 0.0	r 0.0	r 0.0	r 0.0	r 0.0
Peru	293	0.3	r 0.1
Uruguay	298	r 0.4	0.3	r 0.0	r 0.0	r 0.2
Other Countries n.i.e	910	1.7	0.4	0.4	0.4	0.4	0.5
Korea, Dem. People's Rep.	954	1.7	r 0.4	r 0.4	r 0.4	r 0.4	r 0.5
Countries & Areas n.s.	898	49.3	r 11.5	r 12.3	r 12.3	r 12.8	r 13.3
Memorandum Items													
Africa	605	1,767.6	62.0	109.7	76.4	62.4	68.1	1,611.8	471.7	504.9	493.6	494.4	498.8
Middle East	405	218.5	12.2	24.3	18.3	59.8	289.7	55.9	14.6	16.1	16.1	16.3	15.9
European Union	998	65.9	11.5	17.6	12.3	9.7	21.4	870.6	197.8	207.6	229.1	248.3	251.8
Export earnings: fuel	080	224.3	12.9	31.6	19.0	60.3	290.3	113.3	34.7	35.3	92.1	58.1	49.2
Export earnings: nonfuel	092	2,622.2	225.8	305.3	244.3	262.0	361.4	3,741.0	956.1	999.4	993.2	1,044.5	1,067.9

Malta (181)

In Millions of U.S. Dollars

		Exports (FOB)						Imports (CIF)					
		2016	2017Q1	2017Q2	2017Q3	2017Q4	2018Q1	2016	2017Q1	2017Q2	2017Q3	2017Q4	2018Q1
IFS World		4,350.7	881.9	946.0	916.6	1,331.5	940.2	7,150.4	1,528.6	1,816.1	1,630.0	1,861.4	1,697.0
World	001	3,146.0	537.0	561.9	602.8	814.6	801.4	6,413.3	1,217.9	1,711.2	1,283.5	1,596.3	1,499.1
Advanced Economies	110	2,590.8	419.0	404.0	449.5	612.8	624.1	4,604.3	1,008.3	1,201.1	972.7	1,141.7	1,230.0
Euro Area	163	1,049.5	239.5	235.0	278.1	317.3	406.0	2,940.8	594.1	807.7	702.9	818.2	863.0
Austria	122	7.5	r 2.8	r 2.6	r 2.2	r 2.4	r 3.9	25.9	r 3.9	r 4.8	r 8.2	r 11.8	r 4.5
Belgium	124	12.1	r 3.2	r 2.5	r 3.9	r 6.5	r 3.9	106.2	r 28.3	r 20.2	r 23.1	r 48.0	r 98.0
Cyprus	423	0.6	r 0.2	r 0.4	r 0.2	r 0.3	r 0.4	36.1	r 1.4	r 14.8	r 2.7	r 2.2	r 1.6
Estonia	939	0.0	r 0.0	r 0.0	r 0.0	r 0.0	r 0.0	8.0	r 0.3	r 0.3	r 0.3	r 0.4	r 0.6
Finland	172	9.1	r 2.6	r 1.2	r 2.3	r 1.3	r 1.9	6.7	r 1.3	r 1.1	r 6.4	r 0.7	r 0.6
France	132	254.2	r 53.4	r 54.1	r 77.5	r 72.5	r 78.7	287.6	r 46.1	r 73.7	r 64.2	r 58.8	r 48.5
Germany	134	430.2	r 105.9	r 109.0	r 104.9	r 116.0	r 136.1	414.2	r 95.8	r 115.3	r 90.4	r 157.8	r 140.1
Greece	174	8.5	r 1.4	r 1.4	r 1.7	r 2.1	r 1.8	132.5	r 26.7	r 44.8	r 16.3	r 51.1	r 80.3
Ireland	178	6.1	r 0.7	r 0.9	r 1.4	r 1.3	r 1.0	33.9	r 6.3	r 9.4	r 8.5	r 7.7	r 8.9
Italy	136	232.2	r 45.5	r 41.8	r 61.6	r 87.7	r 112.0	1,379.4	r 245.8	r 419.3	r 328.8	r 341.3	r 350.8
Latvia	941	0.3	r 0.1	r 0.1	r 0.1	r 0.2	r 0.0	3.0	r 0.6	r 0.6	r 0.7	r 1.2	r 0.6
Lithuania	946	1.9	r 0.4	r 0.7	r 0.6	r 0.5	r 1.6	1.0	r 1.0	r 0.4	r 0.5	r 0.4	r 2.0
Luxembourg	137	0.0	r 0.0	r 0.0	r 0.1	r 0.1	0.9	r 0.2	r 0.2	r 0.2	r 1.0	r 0.2
Netherlands	138	38.0	r 5.4	r 7.3	r 6.0	r 7.2	r 35.1	256.4	r 51.1	r 38.3	r 70.1	r 55.3	r 64.5
Portugal	182	4.3	r 1.4	r 1.3	r 2.7	r 3.4	r 2.5	12.2	r 1.3	r 8.4	r 1.8	r 2.1	r 1.6
Slovak Republic	936	5.4	r 0.8	r 0.7	r 0.5	r 1.3	r 1.0	2.9	r 0.7	r 0.6	r 0.4	r 0.4	r 0.7
Slovenia	961	2.3	r 0.0	r 0.3	r 1.1	r 0.6	r 0.2	8.1	r 1.8	r 2.4	r 2.1	r 1.9	r 3.1
Spain	184	36.7	r 15.4	r 10.7	r 11.3	r 14.1	r 25.8	225.8	r 81.5	r 52.9	r 78.1	r 76.1	r 56.5
Australia	193	11.7	r 1.5	r 2.0	r 2.1	r 1.0	r 0.8	3.6	r 1.7	r 1.6	r 1.3	r 1.0	r 1.3
Canada	156	30.7	r 5.4	r 7.4	r 8.2	r 8.9	r 5.8	644.4	r 102.0	r 50.2	r 52.5	r 55.0	r 3.4
China,P.R.: Hong Kong	532	130.1	r 38.0	r 41.9	r 36.3	r 30.5	r 22.2	43.9	r 4.1	r 8.5	r 6.2	r 3.6	r 6.2
China,P.R.: Macao	546	0.0	r 0.0	r 0.1	0.0	r 0.0	r 0.0	r 0.0
Czech Republic	935	11.8	r 2.6	r 1.0	r 3.1	r 2.6	r 2.4	14.6	r 3.0	r 5.0	r 4.6	r 4.7	r 5.4
Denmark	128	6.7	r 1.7	r 2.3	r 3.0	r 4.4	r 3.9	35.6	r 10.5	r 5.3	r 5.3	r 6.2	r 5.6
Iceland	176	1.7	r 0.1	r 0.0	r 0.1	r 0.3	r 0.0	2.5	r 0.8	r 0.0	r 0.0	r 0.0	r 0.0
Israel	436	3.3	r 1.0	r 0.3	r 0.8	r 0.5	r 0.2	5.0	r 1.9	r 0.7	r 2.6	r 14.3	r 18.1
Japan	158	156.4	r 13.1	r 5.2	r 5.1	r 100.2	r 49.3	57.7	r 12.2	r 13.3	r 12.7	r 30.3	r 13.3
Korea, Republic of	542	29.9	r 6.4	r 3.9	r 2.0	r 38.2	r 6.4	69.0	r 11.1	r 11.0	r 11.5	r 9.0	r 11.3
New Zealand	196	0.8	r 0.1	r 0.1	r 0.4	r 0.2	r 0.1	3.6	r 1.5	r 0.9	r 0.7	r 15.9	r 0.9
Norway	142	3.0	r 1.5	r 1.2	r 0.7	r 1.5	r 1.3	4.6	r 0.9	r 0.2	r 0.8	r 1.5	r 4.2
San Marino	135	0.0	0.7	r 0.1	r 0.3	r 0.1	r 0.1	r 0.2
Singapore	576	170.0	r 35.5	r 32.5	r 41.1	r 40.5	r 37.4	33.3	r 94.7	r 7.0	r 7.3	r 8.3	r 13.2
Sweden	144	11.3	r 2.9	r 2.5	r 2.7	r 3.5	r 3.1	75.9	r 7.0	r 2.0	r 2.2	r 3.3	r 8.1
Switzerland	146	27.8	r 7.5	r 13.3	r 4.1	r 4.9	r 5.7	77.0	r 7.0	r 13.5	r 8.8	r 9.1	r 15.7
Taiwan Prov.of China	528	5.9	r 2.0	r 1.8	r 1.8	r 1.6	r 1.6	38.7	r 8.8	r 16.8	r 14.9	r 7.1	r 6.7
United Kingdom	112	117.6	r 21.3	r 19.1	r 25.1	r 22.0	r 22.4	384.5	r 95.2	r 154.6	r 94.6	r 105.2	r 218.3
United States	111	822.5	r 38.9	r 34.4	r 34.9	r 34.8	r 55.3	168.7	r 51.7	r 102.5	r 43.7	r 48.9	r 35.1
Emerg. & Dev. Economies	200	486.5	103.7	127.3	111.2	164.4	153.5	1,799.6	208.3	508.5	306.3	453.9	269.1
Emerg. & Dev. Asia	505	112.2	14.4	26.5	25.3	26.6	34.1	414.1	106.3	100.5	122.4	99.1	126.1
Bangladesh	513	6.0	r 0.9	r 1.8	r 1.2	r 0.1	r 1.2	0.4	r 0.0	r 0.1	r 0.0	r 0.1	r 0.0
Cambodia	522	0.0	r 0.0	r 0.0	r 0.0	0.5	r 0.1	r 0.2	r 0.2	r 0.1	r 0.3
China,P.R.: Mainland	924	48.0	r 8.5	r 11.6	r 12.2	r 10.2	r 18.0	204.8	r 42.9	r 50.2	r 55.2	r 44.0	r 58.5
Fiji	819	2.8	r 0.0	r 0.0	r 0.0	r 0.0
India	534	17.0	r 2.6	r 2.5	r 3.7	r 5.7	r 2.3	119.5	r 38.0	r 32.1	r 38.8	r 35.4	r 43.6
Indonesia	536	1.9	r 0.4	r 0.2	r 0.2	r 0.0	r 0.0	5.2	r 0.9	r 0.8	r 1.5	r 1.4	r 1.3
Malaysia	548	5.8	r 0.1	r 0.6	r 0.2	r 4.1	r 8.0	21.8	r 6.1	r 7.5	r 9.2	r 7.5	r 6.5
Maldives	556	0.9	r 0.0	r 0.3	r 0.2	r 0.3	r 0.0	0.0	r 0.0	r 0.0
Marshall Islands	867	27.7	r 8.6	r 6.2	r 0.0	r 4.5
Myanmar	518	0.0	r 0.1	r 0.0	r 0.0	r 0.0	0.0	r 0.0	r 0.0
Nepal	558	0.3	r 0.3	r 0.0	r 0.0	0.0	r 0.0	r 0.0	r 0.0	r 0.0	r 0.0
Philippines	566	21.0	r 0.7	r 6.1	r 6.7	r 4.0	r 2.8	8.8	r 3.1	r 3.5	r 3.4	r 2.5	r 2.9
Solomon Islands	813	0.4	r 0.5
Sri Lanka	524	0.7	r 0.1	r 0.1	r 0.1	r 0.1	r 0.1	0.5	r 0.1	r 0.0	r 0.2	r 0.1	r 0.1
Thailand	578	3.7	r 0.4	r 0.7	r 0.5	r 0.6	r 0.7	22.1	r 5.4	r 5.0	r 6.5	r 6.8	r 7.5
Vietnam	582	3.5	r 0.4	r 2.3	r 0.2	r 0.8	r 0.8	2.8	r 1.2	r 1.1	r 1.1	r 1.1	r 0.9

Malta (181)

In Millions of U.S. Dollars

		Exports (FOB)						Imports (CIF)					
		2016	2017Q1	2017Q2	2017Q3	2017Q4	2018Q1	2016	2017Q1	2017Q2	2017Q3	2017Q4	2018Q1
Europe	170	77.3	19.3	26.2	29.6	21.5	22.4	281.1	50.6	85.6	98.9	85.4	57.7
Emerg. & Dev. Europe	903	71.7	19.1	25.9	25.7	20.9	20.8	236.4	49.6	82.7	89.1	83.6	55.9
Albania	914	0.1	r 0.0	r 0.0	r 0.0	r 0.0	r 0.0	1.9	r 1.3	r 1.4	r 1.4	r 2.2	r 1.7
Bosnia and Herzegovina	963	0.0	r 0.1	r 0.1	r 0.0	r 0.0	0.1	r 0.0	r 0.0	r 0.0	r 0.1	r 1.4
Bulgaria	918	5.7	r 1.4	r 1.3	r 1.7	r 1.3	r 2.0	39.7	r 5.0	r 3.2	r 3.2	r 4.8	r 4.1
Croatia	960	1.7	r 0.4	r 4.6	r 1.9	r 0.3	r 0.8	34.3	r 13.1	r 32.5	r 36.3	r 39.3	r 11.4
Gibraltar	823	0.4	r 0.1	r 0.0	r 0.1	r 0.3	r 0.0	2.9	r 0.0	r 0.0	r 0.0	r 3.6	r 1.5
Hungary	944	8.4	r 1.9	r 2.7	r 3.8	r 3.8	r 3.5	9.9	r 2.5	r 2.8	r 2.9	r 2.5	r 2.3
Macedonia, FYR	962	1.6	r 0.0	r 0.1	r 0.0	r 0.0	r 0.0	0.2	r 0.0	r 0.0	r 0.1	r 0.1	r 0.1
Montenegro	943	0.2	r 0.0	r 0.0	1.7	r 0.5	r 0.4	r 0.0	r 0.0	r 0.1
Poland	964	19.2	r 5.9	r 8.0	r 8.4	r 6.9	r 7.1	29.1	r 5.4	r 4.3	r 5.3	r 5.7	r 5.0
Romania	968	17.4	r 4.9	r 4.6	r 4.3	r 3.6	r 3.7	17.2	r 3.0	r 2.8	r 4.7	r 5.2	r 4.7
Serbia, Republic of	942	3.0	r 1.0	r 0.9	r 0.6	r 0.6	r 1.0	3.9	r 0.1	r 0.2	r 0.8	r 0.3	r 0.4
Turkey	186	13.9	r 3.4	r 3.5	r 4.8	r 4.1	r 2.7	95.5	r 18.7	r 35.2	r 34.4	r 19.8	r 23.1
CIS	901	5.6	0.2	0.4	3.9	0.6	1.7	44.7	1.0	2.9	9.9	1.8	1.7
Azerbaijan, Rep. of	912	0.0	r 0.0	r 0.1	12.8	r 0.0	r 0.0	r 0.0	r 0.0	r 0.0
Georgia	915	0.1	r 0.0	r 0.0	r 0.1	r 0.1	r 0.1	0.0	r 0.0	r 0.0	r 0.0
Kazakhstan	916	0.5	r 0.0	r 0.1	r 0.0	r 0.0	r 0.0	0.0	r 1.0	r 0.3	r 0.0	r 0.0
Kyrgyz Republic	917	1.1	r 1.0	r 1.3	r 0.0
Moldova	921	0.2	r 0.0	0.7	r 0.0	r 0.0	r 0.3	r 0.0	r 0.0
Russian Federation	922	3.5	r 0.2	r 0.3	r 0.2	r 0.2	r 0.2	27.8	r 0.8	r 1.0	r 8.3	r 1.3	r 1.3
Turkmenistan	925	0.0	r 2.6	r 0.0	0.0
Ukraine	926	0.1	r 0.0	r 0.0	r 0.1	r 0.0	r 0.0	3.3	r 0.2	r 0.9	r 0.9	r 0.5	r 0.4
Uzbekistan	927	0.0	r 0.2	r 0.0	r 0.0
Mid East, N Africa, Pak	440	195.5	49.5	52.4	38.1	86.3	57.7	192.8	21.7	40.1	20.7	85.5	28.0
Afghanistan, I.R. of	512	4.4	r 0.9	r 0.0	0.0	r 0.0	r 0.0
Algeria	612	1.8	r 0.9	r 0.0	r 0.3	r 0.4	r 0.6	8.0	r 3.5	r 5.3	r 0.0	r 6.9	r 0.0
Bahrain, Kingdom of	419	1.1	r 0.7	r 0.6	r 0.0	r 0.1	r 1.1	0.3	r 0.1	r 0.0	r 0.0	r 0.0	r 0.0
Djibouti	611	6.7	r 0.9	r 1.8	r 0.5	r 1.3	r 0.8	0.3
Egypt	469	12.5	r 3.0	r 4.2	r 4.9	r 4.6	r 3.7	55.5	r 8.7	r 19.0	r 7.4	r 7.4	r 9.4
Iran, I.R. of	429	1.1	r 0.3	r 0.2	r 0.4	0.4	r 0.1	r 0.0	r 0.1	r 0.0	r 0.1
Iraq	433	0.8	r 0.1	r 1.4	r 0.6	r 0.2	r 1.2	0.0	r 0.0	r 0.0	r 0.0
Jordan	439	2.2	r 1.4	r 0.5	r 0.3	r 0.5	r 0.9	0.1	r 0.0	r 7.0	r 0.1	r 0.0	r 0.2
Kuwait	443	4.8	r 1.3	r 0.5	r 0.4	r 1.0	r 1.2	0.0	r 0.0	r 0.0	r 0.0	r 0.0
Lebanon	446	0.7	r 0.2	r 0.2	r 0.1	r 0.1	r 0.1	1.0	r 0.1	r 0.5	r 0.2	r 0.2	r 0.4
Libya	672	85.3	r 11.6	r 25.6	r 23.2	r 53.2	r 30.7	14.0	r 0.1	r 0.1	r 0.1	r 15.7	r 0.0
Mauritania	682	0.1	r 0.0	r 0.0	r 0.0	r 0.0	r 0.1	0.0
Morocco	686	2.7	r 0.6	r 2.3	r 0.5	r 0.2	r 0.4	12.3	r 2.5	r 1.4	r 6.9	r 5.2	r 2.2
Oman	449	5.4	r 4.2	r 1.5	r 0.5	r 2.5	r 2.3	0.2	r 0.0	r 0.0	r 0.0	r 0.0	r 0.0
Pakistan	564	0.5	r 0.1	r 0.0	r 0.1	r 0.3	r 0.1	3.1	r 0.8	r 1.0	r 0.7	r 0.8	r 0.7
Qatar	453	4.6	r 1.6	r 0.9	r 0.4	r 2.3	r 0.5	0.8	r 0.2	r 0.2	r 0.4	r 0.6	r 8.1
Saudi Arabia	456	25.5	r 8.3	r 0.7	r 0.2	r 13.2	r 0.9	44.8	r 1.0	r 1.3	r 0.2	r 16.2	r 0.7
Somalia	726	1.0	r 1.1	r 1.5	r 0.5	r 0.4	r 1.2	r 0.0
Sudan	732	1.3	r 0.3	r 0.0	r 0.1	r 0.1	r 0.4	0.0	r 0.1	r 0.0	r 0.0	r 0.0
Tunisia	744	6.3	r 2.6	r 2.7	r 3.0	r 2.7	r 3.9	44.1	r 2.3	r 2.1	r 2.4	r 28.8	r 2.8
United Arab Emirates	466	22.7	r 7.9	r 7.1	r 1.9	r 2.4	r 6.3	8.1	r 2.1	r 2.3	r 2.1	r 3.4	r 3.3
West Bank and Gaza	487	0.2	r 0.0	r 0.0	r 0.0	r 0.0
Yemen, Republic of	474	3.7	r 1.5	r 0.6	r 0.2	r 0.7	r 1.2
Sub-Saharan Africa	603	64.5	12.0	17.0	13.6	19.7	28.2	25.4	11.6	34.9	12.3	4.2	29.8
Angola	614	2.7	r 2.2	r 1.4	r 2.5	r 1.5	r 0.6	0.4	r 0.0
Botswana	616	r 0.3	0.5	r 0.2	r 0.2	r 0.3	r 0.4
Burkina Faso	748	0.2	r 0.1	r 0.1	r 0.1	r 0.0	r 0.2
Cabo Verde	624	0.4	r 0.1	r 0.2	r 0.2	r 0.2	r 0.2	r 0.0	r 0.0
Cameroon	622	4.7	r 0.3	r 0.3	r 0.8	r 0.8	r 1.9	13.8	r 8.7	r 8.5	r 0.0	r 0.2
Chad	628	1.5	r 0.6	r 0.4	r 0.0	r 0.2	r 1.0
Congo, Dem. Rep. of	636	0.8	r 0.3	r 0.3	r 0.7	r 0.3	r 0.5
Congo, Republic of	634	0.2	r 0.0	r 0.0	r 0.0	0.1	r 0.1	r 0.0	r 0.0	r 0.0
Côte d'Ivoire	662	0.4	r 0.3	r 0.1	r 0.0	r 0.0	0.3	r 0.0	r 0.1	r 0.0	r 0.0	r 0.1
Equatorial Guinea	642	r 0.0	r 25.0	r 26.9
Gabon	646	0.1	r 0.1	r 0.0	r 0.1	r 0.0	0.1	r 0.0	r 0.0	r 0.0	r 0.1

Malta (181)

In Millions of U.S. Dollars

		Exports (FOB)						Imports (CIF)					
		2016	2017Q1	2017Q2	2017Q3	2017Q4	2018Q1	2016	2017Q1	2017Q2	2017Q3	2017Q4	2018Q1
Gambia, The	648	0.8	r 0.1	r 0.4	r 0.4	r 0.0	r 0.2
Ghana	652	17.9	r 0.1	r 0.3	r 0.1	r 1.0	r 4.7	0.0	r 0.0	r 0.0	r 0.0	r 0.0
Guinea	656	1.2	r 0.8	r 0.3	r 0.2	r 0.0	r 0.0
Guinea-Bissau	654	0.2	r 0.1	r 0.1	r 0.2	r 0.1	r 0.3
Kenya	664	2.3	r 0.2	r 0.5	r 0.3	r 0.3	r 3.7	0.6	r 0.0	r 0.1	r 0.2	r 0.0	r 0.0
Lesotho	666	1.1	r 1.5	r 1.3
Liberia	668	1.2	r 0.1	r 0.5	r 0.1	r 0.2	r 0.2
Madagascar	674	0.7	r 0.1	r 0.1	r 0.2	r 0.4	r 0.0	0.0
Malawi	676	r 0.6	r 0.8	r 0.0	r 0.2	r 0.1	r 0.1	r 0.1
Mali	678	1.7	r 1.3	r 0.2	r 0.2	r 1.1	r 0.0	r 0.0	r 0.0
Mauritius	684	1.1	r 0.0	r 1.5	r 0.5	r 5.5	r 3.6	1.8	r 0.9	r 0.8	r 1.1	r 0.5	r 1.1
Mozambique	688	2.9	r 0.6	r 0.0	0.0
Namibia	728	0.0	r 0.4	0.8	r 0.1	r 0.0	r 0.0	r 0.4	r 0.1
Niger	692	0.8	r 0.5	r 0.2	r 0.7	r 0.1	0.0	r 0.0
Nigeria	694	5.6	r 1.0	r 2.3	r 1.4	r 2.5	r 3.9	1.6	r 0.0	r 0.0	r 0.0	r 0.0	r 0.0
Rwanda	714	0.8	r 0.3	r 0.6	r 0.1
São Tomé & Príncipe	716	0.1	r 0.0	r 0.0	r 0.0
Senegal	722	3.7	r 0.6	r 1.9	r 0.6	r 1.0	r 0.9	1.1	r 0.2	r 0.2	r 0.2	r 0.2	r 0.2
Seychelles	718	1.7	r 0.0	r 0.0	r 0.0	r 0.3	r 0.0	0.2	r 0.2	r 0.0	r 0.8	r 0.1
Sierra Leone	724	0.8	r 0.0	r 0.2	r 0.0	r 0.2	0.0	r 0.0	r 0.0	r 0.0	r 0.0	r 0.0
South Africa	199	5.5	r 1.5	r 1.9	r 2.2	r 2.1	r 2.7	3.6	r 0.7	r 8.4	r 0.8	r 2.3	r 0.5
South Sudan, Rep. of	733	0.6	r 0.5	r 0.4	r 0.5	r 0.3	r 0.2
Swaziland	734	0.0	r 0.3	r 0.0	r 0.3	0.0
Tanzania	738	1.5	r 0.0	r 0.7	r 0.0	r 0.6	r 0.7	0.2	r 0.1	r 0.0	r 0.1	r 0.1
Togo	742	0.1	r 0.1	r 0.0	r 0.0	r 0.6	0.0
Uganda	746	0.9	r 0.2	r 0.3	r 0.0	r 0.5	0.1	r 0.0	r 0.1	r 0.1	r 0.1
Zimbabwe	698	r 0.0	0.1	r 0.0	r 0.1	r 0.1
Western Hemisphere	205	37.0	8.5	5.3	4.6	10.2	11.1	886.2	18.1	247.4	52.0	179.8	27.6
Antigua and Barbuda	311	0.1	r 0.0	0.0	r 0.0	r 0.0	r 0.0	r 0.0
Argentina	213	0.3	r 0.1	r 0.0	r 0.0	4.4	r 3.3	r 0.3	r 0.4	r 3.4	r 0.8
Bahamas, The	313	1.0	r 0.0	r 0.0	r 0.0	r 0.0	r 0.0	0.0	r 0.0	r 0.1	r 0.0	r 0.0
Barbados	316	0.0	r 0.1	r 0.1	r 0.1	r 0.0
Belize	339	0.1	r 0.3	r 0.0	r 0.0	r 0.0	r 0.0
Bermuda	319	0.0	r 0.0	0.0	r 0.5
Brazil	223	2.2	r 0.4	r 0.8	r 0.7	r 1.0	r 0.6	13.9	r 5.4	r 3.7	r 2.2	r 2.4	r 6.0
Chile	228	0.0	r 0.0	r 0.0	r 0.0	r 0.0	r 0.0	3.8	r 2.0	r 1.5	r 1.6	r 0.5	r 0.3
Colombia	233	0.2	r 0.2	r 0.1	r 0.1	r 0.0	r 0.1	2.9	r 1.4	r 0.6	r 0.7	r 1.1	r 0.6
Costa Rica	238	0.0	r 0.0	r 0.1	r 0.0	r 0.0	0.7	r 0.3	r 0.2	r 0.3	r 0.2	r 0.1
Curacao	354	0.0	r 0.1	r 0.0	0.0	r 0.0	r 5.7	r 0.0
Dominican Republic	243	2.1	r 0.6	r 0.4	r 0.4	r 1.0	r 1.5	0.1	r 0.0	r 0.0	r 0.0	r 0.1	r 0.0
Ecuador	248	3.3	r 1.3	r 0.2	r 0.8	r 1.0	r 0.9
Guatemala	258	0.1	r 0.0	r 0.0	r 0.0	r 0.0
Guyana	336	0.1	r 0.1	r 0.0	r 0.1	r 0.1
Haiti	263	0.0	r 0.6
Honduras	268	r 0.3	r 0.0	0.0	r 0.0	r 0.0	r 0.0	r 0.0
Jamaica	343	2.1	0.0	r 0.0	r 0.0	r 0.0
Mexico	273	16.3	r 4.3	r 3.6	r 3.0	r 3.6	r 4.4	2.1	r 0.6	r 0.5	r 0.2	r 0.3	r 0.2
Nicaragua	278	0.1	r 0.0	r 0.0	r 0.0	r 0.0
Panama	283	0.3	r 0.0	r 0.1	r 0.1	r 0.0	0.0	r 0.0	r 0.0	r 0.0	r 0.0	r 0.0
Paraguay	288	0.0	r 0.0	r 0.0	0.0	r 0.0	r 0.1
Peru	293	0.0	r 0.0	r 0.0	r 0.0	r 0.0	r 0.0	0.4	r 0.1	r 0.1	r 0.1	r 0.7	r 0.1
St. Kitts and Nevis	361	r 12.4
St. Vincent & Grens.	364	r 2.7	r 0.0
Suriname	366	r 0.0	0.3	r 0.0	r 0.0	r 0.0
Trinidad and Tobago	369	0.1	r 0.0	r 0.0	r 0.0	r 0.0	r 0.0	0.1	r 0.0	r 22.8	r 0.1
Uruguay	298	0.0	0.2	r 0.0	r 0.0	r 0.0
Venezuela, Rep. Bol.	299	11.3	r 1.4	r 4.4	r 4.2	0.0	r 0.0	r 0.0	r 0.0	r 0.0	r 0.0
Western Hem. n.s.	399	0.8	r 0.0	r 0.0	r 0.0	r 0.0	854.0	r 3.6	r 237.2	r 17.2	r 170.0	r 6.1
Special Categories	899	68.6	r 14.3	r 30.5	r 31.2	r 37.4	r 23.5
Countries & Areas n.s.	898	0.2	r 10.9	r 0.1	r 0.2	9.4	r 1.3	r 1.6	r 4.5	r 0.7	r 0.0

Malta (181)

In Millions of U.S. Dollars

		Exports (FOB)						Imports (CIF)					
		2016	2017Q1	2017Q2	2017Q3	2017Q4	2018Q1	2016	2017Q1	2017Q2	2017Q3	2017Q4	2018Q1
Memorandum Items													
Africa	605	83.8	18.0	24.9	18.0	24.5	35.5	90.0	20.1	43.7	21.6	45.1	34.9
Middle East	405	170.7	42.1	43.9	33.0	80.9	50.2	125.1	12.4	30.3	10.7	43.7	22.2
European Union	998	1,249.3	282.4	281.2	332.1	365.7	454.7	3,581.6	738.6	1,020.1	861.9	995.2	1,128.0
Export earnings: fuel	080	183.2	44.5	44.1	35.4	85.3	56.4	125.5	10.8	37.0	36.0	46.4	42.1
Export earnings: nonfuel	092	2,962.8	492.5	517.8	567.5	729.4	745.0	6,287.8	1,207.0	1,674.2	1,247.5	1,549.8	1,457.1

Marshall Islands, Republic of (867)

In Millions of U.S. Dollars

		Exports (FOB)						Imports (CIF)					
		2016	2017Q1	2017Q2	2017Q3	2017Q4	2018Q1	2016	2017Q1	2017Q2	2017Q3	2017Q4	2018Q1
IFS World	
World	001	361.9	81.9	94.2	146.2	107.0	85.4	4,742.8	3,352.3	3,708.6	4,534.9	3,059.7	4,516.2
Advanced Economies	110	275.8	60.4	31.5	122.7	76.9	63.0	2,487.5	1,808.3	2,662.2	3,810.1	2,437.7	3,243.2
Euro Area	163	258.3	44.8	23.2	111.2	46.0	56.3	924.4	82.7	192.2	281.8	449.4	598.3
Austria	122	e 0.0	e 0.0	e 0.4	e 0.0	e 0.2	e 0.2	e 0.1	e 0.0
Belgium	124	e 0.0	e 0.1	e 0.2	e 0.0	e 0.1	e 0.0	e 0.1	e 0.0
Cyprus	423	e 63.7	e 9.9	e 29.3	e 19.8	e 32.7	e 95.5	e 1.1	e 56.7	e 69.0	e 34.5	e 18.2
Estonia	939	e 0.0	e 0.2	e 0.1	e 0.1	e 0.0
Finland	172	e 0.0	e 0.0	e 0.2
France	132	e 0.7	e 0.0	e 0.1	e 0.0	e 102.6	e 0.6	e 1.0	e 0.2	e 2.8	e 0.2
Germany	134	e 0.0	e 0.0	e 2.6	e 9.0	e 4.6	e 9.6	e 171.5	e 21.9	e 40.6	e 113.7	e 313.3	e 469.9
Greece	174	e 133.6	e 1.2	e 10.6	e 0.0	e 11.3	e 0.0	e 87.2	e 22.3	e 29.1	e 22.0	e 27.6	e 23.3
Ireland	178	e 0.0	e 0.0	e 0.5	e 0.0
Italy	136	e 0.0	e 0.0	e 0.0	e 0.5	e 0.7	e 463.0	e 27.3	e 9.6	e 0.5	e 0.0
Latvia	941	e 0.0	e 0.0	e 0.4	e 0.0	e 0.0	e 0.0	e 0.0	e 0.0
Lithuania	946	e 0.0	e 0.0	e 0.2	e 0.0	e 0.0	e 0.0	e 0.0	e 0.0
Malta	181	e 26.1	e 8.1	e 5.9	e 0.0	e 4.2
Netherlands	138	e 12.0	e 0.0	e 0.0	e 64.9	e 9.4	e 9.6	e 0.8	e 0.4	e 35.6	e 46.8	e 63.9	e 85.6
Portugal	182	e 0.0	e 0.0	e 0.0	e 0.0	e 0.0	e 0.6	e 0.1	e 0.5	e 0.2	e 0.1	e 0.1
Slovenia	961	e 0.1	e 0.1
Spain	184	e 22.0	e 35.5	e 0.1	e 1.6	e 0.0	e 0.0	e 1.9	e 36.2	e 0.5	e 19.9	e 6.4	e 0.8
Australia	193	e 0.3	e 0.0	e 0.1	e 0.0	e 0.3	e 7.0	e 5.0	e 0.4	e 0.9	e 0.9	e 0.6
China,P.R.: Hong Kong	532	e 0.0	e 0.0	e 0.0	e 0.0	e 0.0	e 0.0	e 0.1	e 0.1	e 0.0	e 0.1
Czech Republic	935	e 0.1	e 0.0	e 0.0	e 0.1	e 0.0	e 0.0	e 0.0
Denmark	128	e 0.0	e 0.0	e 4.8	e 0.0	e 9.1	e 0.7	e 1.9	e 0.3	e 0.4	e 0.7
Iceland	176	e 0.0	e 0.7
Japan	158	e 6.1	e 2.9	e 1.6	e 1.2	e 0.8	e 481.3	e 361.3	e 473.5	e 10.2	e 570.0
Korea, Republic of	542	e 0.0	e 6.7	e 3.6	e 6.5	e 0.1	e 0.0	e 1,054.2	e 1,010.1	e 1,603.9	e 2,273.9	e 1,038.8	e 1,018.4
New Zealand	196	e 0.0	e 0.0	e 0.0	e 0.0	e 0.9	e 0.2	e 0.9	e 1.2	e 1.2	e 0.6
Norway	142	e 12.5	e 95.1	e 0.0	e 0.1	e 0.1	e 0.1	e 14.7
Singapore	576	e 0.0	e 0.0	e 0.0	e 0.2	e 0.0	e 0.0	e 348.5	e 180.5	e 429.2	e 685.0	e 811.7	e 960.8
Sweden	144	e 0.0	e 1.1	e 0.0	e 0.0	e 1.0	e 0.0	e 0.0
Switzerland	146	e 0.0	e 0.0	e 0.8	e 0.8	e 0.0	e 0.5	e 0.0	e 0.0
Taiwan Prov.of China	528	e 0.0	e 0.0	e 0.0	e 0.0	e 0.0	e 0.0	e 2.1	e 4.2	e 4.5	e 5.1	e 5.3	e 5.0
United Kingdom	112	e 0.1	e 0.3	e 0.5	e 0.0	e 0.3	e 0.6	e 0.3	e 0.2	e 0.5	e 0.2	e 0.6
United States	111	e 4.4	e 1.5	e 1.4	e 2.5	e 24.8	e 5.1	e 44.8	e 41.3	e 67.4	e 87.2	e 119.2	e 72.8
Emerg. & Dev. Economies	200	86.1	21.5	62.7	23.6	30.1	22.4	2,255.3	1,544.1	1,046.4	724.9	622.0	1,273.0
Emerg. & Dev. Asia	505	34.5	14.8	36.3	21.3	16.3	15.2	1,086.0	1,366.8	852.5	565.8	490.9	1,154.8
Cambodia	522	e 3.1	e 0.9	e 0.9	e 0.9	e 1.0	e 1.0
China,P.R.: Mainland	924	e 3.6	e 4.1	e 1.2	e 11.9	e 0.0	e 6.5	e 1,081.2	e 1,365.7	e 850.9	e 563.7	e 489.3	e 1,138.3
Fiji	819	e 0.3	e 0.1	e 0.1	e 0.1	e 0.1	e 0.1	e 0.9	e 0.3	e 0.4	e 0.6	e 0.4	e 0.5
India	534	e 0.0	e 0.0	e 0.0	e 0.1	e 0.1	e 0.0	e 0.0	e 0.0	e 14.8
Indonesia	536	e 15.0	e 8.9	e 31.2	e 6.7	e 13.0	e 6.0	e 0.3	e 0.1	e 0.0	e 0.1	e 0.1	e 0.1
Kiribati	826	e 0.2	e 0.0	e 0.0	e 0.0	e 0.0	e 0.0	e 0.0	e 0.0	e 0.0	e 0.0	e 0.0	e 0.0
Malaysia	548	e 5.3	e 0.1	e 0.3	e 0.3	e 1.1	e 0.1	e 0.4	e 0.4
Micronesia	868	e 1.1	e 0.5	e 0.8	e 1.4	e 1.5	e 0.8	e 0.6	e 0.3	e 0.3	e 0.4	e 0.3	e 0.4
Papua New Guinea	853	e 0.1	e 0.0	e 0.0	e 0.0	e 0.0	e 0.0
Philippines	566	e 5.9	e 0.3	e 2.0	e 0.2	e 0.3	e 0.4	e 1.7	e 0.5	e 0.8	e 0.7	e 0.4	e 0.4
Europe	170	19.2	4.7	25.6	1.5	13.0	3.7	1,151.4	166.9	181.1	137.9	112.7	102.5
Emerg. & Dev. Europe	903	19.0	4.7	25.6	1.5	13.0	3.7	1,150.3	166.1	147.7	128.6	101.9	97.5
Albania	914	e 0.0	e 2.5	e 0.9	e 0.4
Bulgaria	918	e 0.1	e 0.1	e 0.0	e 0.0	e 0.0	e 0.1	e 0.1
Croatia	960	e 13.8	e 0.0	e 46.3	e 16.1	e 0.0	e 0.0	e 0.0	e 0.1
Poland	964	e 10.7	e 5.6	e 3.4	e 364.7	e 0.0	e 0.0	e 0.1	e 6.7	e 3.9
Romania	968	e 0.1	e 612.9	e 118.6	e 118.3	e 60.9	e 57.6	e 62.5
Turkey	186	e 8.3	e 4.7	e 11.8	e 1.4	e 7.3	e 0.2	e 123.8	e 31.4	e 28.4	e 67.1	e 37.5	e 30.9
CIS	901	0.3	0.1	0.0	0.0	0.0	1.1	0.8	33.4	9.2	10.8	4.9
Georgia	915	e 0.1	e 0.0	e 0.0
Russian Federation	922	e 0.0	e 0.1	e 0.1	e 0.2	e 0.0	e 0.0
Ukraine	926	e 0.1	e 0.1	e 0.0	e 0.0	e 1.0	e 0.7	e 33.3	e 9.2	e 10.8	e 4.9

Marshall Islands, Republic of (867)

In Millions of U.S. Dollars

		Exports (FOB)						Imports (CIF)					
		2016	2017Q1	2017Q2	2017Q3	2017Q4	2018Q1	2016	2017Q1	2017Q2	2017Q3	2017Q4	2018Q1
Mid East, N Africa, Pak	440	0.6	0.0	0.0	0.0	0.0	0.0	0.8	1.2	0.1	0.0	0.3	0.2
Bahrain, Kingdom of	419	e 0.0	e 0.2	e 0.1	e 0.1	e 0.0	e 0.1	e 0.1
Morocco	686	e 0.6	e 0.0	e 0.0
Qatar	453	e 0.6	e 0.0
Saudi Arabia	456	e 0.0	e 0.0	e 0.0	e 1.2	e 0.3	e 0.1
Sub-Saharan Africa	603	23.4	0.6	0.8	0.7	0.7	3.3	14.1	7.8	11.5	19.8	15.5	13.2
Angola	614	e 0.1	e 0.0	e 0.0	e 0.0	e 0.0	e 0.0	e 10.0	e 2.8	e 2.8	e 2.8	e 2.9	e 3.4
Benin	638	e 0.2	e 0.0	e 0.0	e 0.1	e 0.0	e 0.0
Cameroon	622	e 0.0	e 0.0	e 0.0	e 0.0	e 0.0	e 0.5	e 0.4	e 0.4	e 0.4	e 0.4
Côte d'Ivoire	662	e 0.0	e 0.0	e 0.0	e 0.0	e 0.0	e 0.0	e 0.5	e 0.1	e 0.1	e 0.1	e 0.1	e 0.1
Ghana	652	e 0.1	e 0.1	e 0.1	e 0.1	e 0.1	e 0.1
Kenya	664	e 3.8
Mauritius	684	e 0.0	e 0.0	e 2.1	e 0.0
Mozambique	688	e 0.0	e 0.2	e 0.2	e 0.2	e 0.2	e 0.2	e 0.0	e 0.0	e 0.0	e 0.0	e 0.0	e 0.0
Namibia	728	e 14.7	e 0.2	e 0.2	e 0.2	e 0.2	e 0.2	e 1.5	e 1.1	e 1.2	e 1.1	e 1.3	e 1.2
South Africa	199	e 0.1	e 0.3	e 0.1	e 0.1	e 0.0	e 3.3	e 7.0	e 15.4	e 10.7	e 8.1
Tanzania	738	e 4.6	e 2.7
Western Hemisphere	205	8.3	1.4	0.0	0.1	0.1	0.1	3.0	1.3	1.3	1.4	2.6	2.3
Argentina	213	e 0.0	e 0.0	e 0.1
Brazil	223	e 0.0	e 0.0	e 0.0	e 0.0	e 0.0	e 0.5	e 0.7	e 0.8	e 0.8	e 1.0	e 0.7
Colombia	233	e 0.1
Dominican Republic	243	e 0.0	e 0.1	e 0.0	e 0.0	e 0.0	e 0.0	e 0.0
Ecuador	248	e 2.9	e 1.3	e 0.0	e 0.1	e 0.1
Jamaica	343	e 0.1
Mexico	273	e 5.2	e 0.0	e 0.0	e 0.0	e 0.0	e 0.9	e 0.0	e 0.4	e 0.1
Montserrat	351	e 0.1	e 0.1	e 0.0	e 0.0	e 0.0	e 0.1
Peru	293	e 0.0	e 0.0	e 0.1	e 0.7	e 0.8
Trinidad and Tobago	369	e 1.4	e 0.5	e 0.4	e 0.4	e 0.4	e 0.5
Memorandum Items													
Africa	605	24.1	0.6	0.8	0.7	0.7	3.3	14.1	7.8	11.5	19.8	15.5	13.2
Middle East	405	0.0	0.0	0.0	0.0	0.0	0.0	0.8	1.2	0.1	0.0	0.3	0.2
European Union	998	269.2	46.0	37.3	111.7	56.4	60.1	1,958.1	219.4	312.6	343.7	514.4	666.1
Export earnings: fuel	080	3.2	1.3	0.0	0.1	0.0	0.0	12.3	4.6	3.4	3.3	3.7	4.1
Export earnings: nonfuel	092	358.7	80.5	94.2	146.1	106.9	85.3	4,730.4	3,347.7	3,705.2	4,531.7	3,056.1	4,512.1

Mauritania (682)

In Millions of U.S. Dollars

		Exports (FOB)						Imports (CIF)					
		2016	2017Q1	2017Q2	2017Q3	2017Q4	2018Q1	2016	2017Q1	2017Q2	2017Q3	2017Q4	2018Q1
IFS World		16,372.8	5,754.4	4,431.3	5,006.5	4,694.6	21,131.1	7,335.0	12,914.1	6,210.0	8,801.7
World	001	1,626.2	492.6	506.2	497.4	498.8	504.5	2,175.2	795.0	822.3	874.8	1,030.6	1,004.7
Advanced Economies	110	723.3	234.8	248.1	236.4	264.7	268.3	1,177.4	517.1	490.5	541.7	648.8	663.9
Euro Area	163	326.5	129.7	124.3	117.0	126.6	152.2	711.4	191.5	217.0	247.5	258.0	246.8
Austria	122	0.0	r 0.0	r 0.0	r 0.0	r 0.0	r 0.0	0.1	r 0.3	r 0.4	r 0.3	r 0.2	r 0.5
Belgium	124	0.1	r 0.0	r 0.2	r 0.5	r 0.4	r 0.3	199.0	r 48.3	r 59.4	r 61.3	r 60.5	r 76.6
Cyprus	423	0.2	r 0.1	r 0.1	r 0.2	r 0.1	r 2.5	r 0.5	r 6.2	r 0.2	r 0.0
Finland	172	0.0	0.5	r 0.0	r 0.0	r 0.0	r 0.1	r 0.0
France	132	27.2	r 10.4	r 5.7	r 4.2	r 4.2	r 10.0	143.8	r 31.0	r 41.8	r 36.3	r 64.8	r 39.6
Germany	134	54.6	r 26.8	r 21.5	r 27.1	r 23.3	r 24.8	47.5	r 8.2	r 8.4	r 7.8	r 8.6	r 8.8
Greece	174	4.4	r 0.8	r 3.6	r 1.8	r 3.1	r 2.8	6.5	r 1.1	r 1.4	r 0.8	r 1.8	r 2.2
Ireland	178	0.0	r 0.0	0.5	r 0.3	r 0.3	r 0.2	r 0.5	r 0.7
Italy	136	67.0	r 21.2	r 33.2	r 17.5	r 29.2	r 34.1	59.6	r 15.9	r 15.5	r 19.6	r 12.3	r 15.0
Latvia	941	1.2	0.0	r 0.0	r 0.0	r 0.0	r 0.0	r 0.0
Lithuania	946	0.5	r 0.4	r 0.4	r 0.4	r 0.4	r 0.4	0.0	r 0.0	r 0.0	r 0.0	r 0.0	r 0.0
Luxembourg	137	0.0	r 0.0	r 0.0	r 0.0	r 0.0	r 0.0	0.0	r 0.0	r 0.0	r 0.1	r 0.0
Malta	181	0.8	0.2	r 0.0	r 0.0	r 0.0	r 0.0	r 0.1
Netherlands	138	7.6	r 1.1	r 1.0	r 0.2	r 0.4	r 0.7	153.8	r 40.5	r 48.0	r 63.8	r 63.9	r 65.9
Portugal	182	18.4	r 14.2	r 5.6	r 4.7	r 2.7	r 5.7	3.2	r 1.1	r 0.7	r 0.6	r 0.5	r 0.7
Slovak Republic	936	e 0.0	0.3
Slovenia	961	0.0	13.2	r 0.0	r 0.0	r 0.0	r 0.0	r 0.0
Spain	184	144.5	r 54.7	r 53.0	r 60.6	r 62.7	r 73.4	83.1	r 42.0	r 40.6	r 50.6	r 44.5	r 36.6
Australia	193	0.0	13.8	r 4.3	r 1.5	r 1.0	r 1.1	r 0.7
Canada	156	0.3	r 0.0	r 0.0	r 0.0	r 0.0	r 0.0	5.9	r 1.7	r 1.4	r 2.5	r 4.8	r 2.9
China,P.R.: Hong Kong	532	1.0	r 0.0	r 0.0	r 0.0	r 0.0	r 0.0	1.4	r 0.2	r 0.2	r 0.1	r 0.4	r 0.2
Czech Republic	935	r 0.0	r 0.0	0.0	r 0.0	r 0.0	r 0.0	r 0.1	r 0.0
Denmark	128	15.6	r 0.0	r 8.4	r 6.0	4.2	r 2.8	r 1.6	r 1.0	r 2.0	r 1.4
Iceland	176	6.1	r 0.7	r 0.1
Japan	158	122.6	r 15.4	r 48.0	r 29.5	r 49.7	r 25.9	64.0	r 11.0	r 16.9	r 12.9	r 30.9	r 13.0
Korea, Republic of	542	26.3	r 4.5	r 5.0	r 3.9	r 4.2	r 5.6	1.1	r 130.7	r 174.7	r 174.3	r 157.2	r 229.3
New Zealand	196	r 0.0	r 0.0	0.0	r 0.0	r 0.0	r 0.1	r 0.0	r 0.0
Norway	142	0.7	r 1.1	r 0.6	r 0.6	r 1.5	r 1.5	3.7	r 93.5	r 40.7	r 44.9	r 97.1	r 104.3
Singapore	576	r 0.0	r 0.0	r 0.0	r 0.0	25.3	r 2.6	r 7.9	r 22.8	r 22.6	r 18.5
Sweden	144	3.0	18.6	r 12.8	r 3.6	r 11.4	r 8.1	r 5.6
Switzerland	146	219.7	r 82.6	r 68.1	r 83.2	r 72.5	r 75.6	5.2	r 0.6	r 1.4	r 0.4	r 1.5	r 1.3
Taiwan Prov.of China	528	e 5.5	e 1.4	e 1.5	e 1.5	e 1.7	e 1.6	e 1.3	e 0.0	e 0.0	e 0.0	e 0.0	e 0.0
United Kingdom	112	1.7	r 0.0	r 0.0	r 0.0	r 0.0	r 0.0	23.3	r 10.3	r 5.3	r 4.2	r 5.5	r 3.5
United States	111	0.3	r 0.0	r 0.5	r 0.6	r 0.1	r 0.0	292.1	r 55.1	r 18.3	r 18.1	r 59.4	r 36.4
Emerg. & Dev. Economies	200	902.7	257.8	258.1	260.9	234.0	236.1	997.2	277.7	331.7	333.0	381.6	340.6
Emerg. & Dev. Asia	505	623.3	196.4	197.4	179.6	156.2	180.9	375.6	76.2	97.8	78.7	74.4	88.7
Bangladesh	513	r 0.0	r 0.0	r 0.0	r 0.0	r 0.0	0.2	r 0.1	r 0.1	r 0.1	r 0.1	r 0.1
China,P.R.: Mainland	924	599.5	r 189.7	r 187.9	r 172.2	r 148.6	r 173.0	193.9	r 33.9	r 50.4	r 38.7	r 39.1	r 46.0
India	534	3.3	r 0.2	r 0.0	r 0.1	r 0.1	r 0.3	16.5	r 5.1	r 6.3	r 6.5	r 5.5	r 11.0
Indonesia	536	0.5	r 0.4	r 1.6	r 0.1	18.4	r 10.3	r 14.8	r 9.9
Malaysia	548	0.2	r 0.0	r 0.0	r 0.0	r 0.0	r 0.0	15.9	r 4.3	r 4.3	r 4.3	r 4.3	r 4.3
Solomon Islands	813	r 0.3	r 0.4	r 0.4	r 0.5	r 0.5
Sri Lanka	524	e 0.0	e 0.0	e 0.0	e 0.0	0.1	r 0.0	r 0.0	r 0.0	r 0.0	r 0.0
Thailand	578	2.2	r 0.0	r 0.1	r 0.1	r 0.2	r 0.1	17.8	r 4.3	r 2.5	r 3.1	r 6.6	r 7.9
Timor-Leste	537	0.2
Vanuatu	846	e 0.1	e 0.0	e 0.0	e 0.0	e 0.0	e 0.0	108.1	r 17.7	r 18.8	r 15.5	r 18.2	r 18.7
Vietnam	582	17.5	r 6.1	r 7.8	r 7.0	r 7.4	r 7.5	4.4	r 0.0	r 0.1	r 0.1	r 0.1	r 0.1
Asia n.s.	598	0.2	r 0.1	r 0.1	r 0.1	r 0.1	r 0.1
Europe	170	97.8	21.1	21.6	49.5	44.2	17.0	111.1	68.4	70.3	102.0	130.3	94.3
Emerg. & Dev. Europe	903	16.1	8.2	7.0	7.4	13.4	3.9	60.0	47.6	55.2	55.0	60.8	76.4
Bosnia and Herzegovina	963	0.4	r 6.0	r 6.0	r 6.0	r 6.0	r 6.0
Bulgaria	918	0.0	2.7	r 0.1	r 0.0	r 0.0	r 0.1	r 0.1
Gibraltar	823	r 23.0	r 28.8	r 26.4	r 31.8	r 30.9
Hungary	944	0.0	r 0.0	r 0.0	r 0.0	r 0.0	r 0.1
Montenegro	943	e 0.1	e 0.0	e 0.0	e 0.0	e 0.0	e 0.0
Poland	964	r 0.0	r 0.0	r 0.0	r 0.6	7.2	r 3.0	r 2.9	r 2.7	r 3.7	r 5.2

Mauritania (682)

In Millions of U.S. Dollars

		Exports (FOB)						Imports (CIF)					
		2016	2017Q1	2017Q2	2017Q3	2017Q4	2018Q1	2016	2017Q1	2017Q2	2017Q3	2017Q4	2018Q1
Romania	968	r 0.0	0.3	r 3.2	r 0.0	r 4.9	r 1.1	r 0.0
Serbia, Republic of	942	e 0.0	e 0.0	e 0.0	e 0.0	e 0.0	r 0.3	r 0.2	r 0.8	r 0.1	r 0.0
Turkey	186	16.0	r 8.2	r 7.0	r 7.4	r 13.3	r 3.3	49.3	r 12.1	r 17.2	r 14.1	r 18.0	r 34.0
CIS	901	81.7	12.9	14.6	42.1	30.9	13.1	37.9	18.9	13.2	45.7	67.9	16.2
Belarus	913	1.0	r 0.3	r 0.4	r 0.6	r 0.5	r 0.2
Georgia	915	r 0.0	0.1	r 0.1	r 0.1	r 0.1	r 0.1	r 0.1
Russian Federation	922	78.4	r 11.9	r 13.6	r 40.6	r 29.6	r 12.1	23.3	r 0.6	r 5.8	r 33.0	r 55.8	r 12.2
Tajikistan	923	e 0.1	e 0.0	e 0.0	e 0.0	e 0.0	e 0.0	e 0.0	e 0.0	e 0.0	e 0.0	e 0.0	e 0.0
Ukraine	926	2.2	r 0.7	r 0.5	r 1.0	r 0.7	r 0.7	14.5	r 18.2	r 7.3	r 12.6	r 12.0	r 3.9
Europe n.s.	884	13.2	r 1.9	r 1.8	r 1.4	r 1.6	r 1.8
Mid East, N Africa, Pak	440	15.2	1.4	2.7	2.9	3.6	3.8	427.8	106.6	126.6	114.0	136.1	132.0
Algeria	612	0.0	r 0.0	r 0.0	r 0.0	r 0.0	r 0.0	3.1	r 5.3	r 9.4	r 1.6	r 5.3	r 0.5
Bahrain, Kingdom of	419	r 0.0	r 0.0	r 0.0	r 0.0	0.0	r 0.8	r 1.0	r 0.9	r 1.1	r 1.1
Egypt	469	1.5	r 0.3	r 0.3	r 0.2	r 0.2	r 0.2	5.3	r 1.7	r 2.4	r 2.4	r 2.9	r 2.7
Iran, I.R. of	429	0.0	r 0.0	r 0.0	r 0.0	r 0.0	r 0.0	0.1	r 0.0	r 0.0	r 0.0	r 0.0	r 0.0
Jordan	439	0.0	r 0.0	r 0.0	r 0.0	r 0.0	r 0.0	0.2	r 0.2	r 0.1	r 0.1	r 0.1	r 0.1
Kuwait	443	r 0.0	r 0.0	r 0.0	r 0.0	r 0.0	0.2	r 0.0	r 0.0	r 0.0	r 0.0	r 0.0
Lebanon	446	0.7	r 0.1	r 0.1	r 0.2	r 0.3	r 0.2	0.3	r 0.1	r 0.1	r 0.0	r 0.2	r 0.0
Libya	672	0.0	r 0.0	r 0.0	r 0.0	r 0.0	r 0.0	0.4	r 0.1	r 0.1	r 0.1	r 0.1	r 0.1
Morocco	686	0.4	r 0.0	r 0.0	r 0.0	r 0.1	r 0.5	137.2	r 27.2	r 26.1	r 27.3	r 27.3	r 29.5
Oman	449	e 0.0	e 0.0	e 0.0	e 0.0	e 0.0	e 0.0	0.3	r 0.8
Pakistan	564	7.2	r 3.5	r 1.6	r 0.5	r 2.4	r 3.8
Qatar	453	r 0.0	r 0.0	r 0.0	r 0.0	r 0.0	0.3	r 0.0	r 0.0	r 0.0	r 0.1	r 0.0
Saudi Arabia	456	2.8	r 0.0	r 0.0	r 0.0	r 0.0	r 0.0	5.7	r 2.0	r 1.9	r 1.6	r 1.9	r 2.9
Syrian Arab Republic	463	0.1	r 0.0	r 0.0	r 0.0	r 0.0	r 0.0
Tunisia	744	2.4	r 0.2	r 0.3	r 0.2	r 1.0	r 1.1	8.8	r 2.0	r 1.8	r 2.7	r 2.1	r 2.1
United Arab Emirates	466	7.3	r 0.7	r 1.9	r 2.2	r 1.8	r 1.7	258.4	r 62.9	r 81.8	r 76.6	r 92.5	r 88.9
West Bank and Gaza	487	e 0.0	e 0.0	e 0.0	e 0.0	e 0.0	e 0.0	e 0.1	e 0.0	e 0.0	e 0.0	e 0.0	e 0.0
Sub-Saharan Africa	603	164.7	38.8	36.4	28.7	30.0	34.5	44.7	12.9	17.8	8.9	15.6	11.6
Angola	614	0.1	r 0.1	r 0.1	r 0.1	r 0.1	r 0.1	1.0	r 0.1	r 0.1	r 0.0	r 0.0	r 0.0
Benin	638	2.0	r 0.6	r 0.7	r 0.6	r 0.6	r 0.6	0.2	r 0.1	r 0.1	r 0.1	r 0.1	r 0.1
Botswana	616	e 0.0	0.0	r 0.3
Burkina Faso	748	0.0	r 0.0	r 0.0	r 0.0	r 0.0	r 0.0	0.0	r 0.1	r 0.1	r 0.1	r 0.1	r 0.1
Cameroon	622	7.9	r 1.3	r 1.1	r 0.7	r 0.7	r 0.9	0.0	r 0.0	r 0.0	r 0.0	r 0.0	r 0.0
Congo, Dem. Rep. of	636	1.6	r 0.7	r 0.9	r 0.9	r 0.9	r 0.9	0.0	r 0.0	r 0.0	r 0.0	r 0.0	r 0.0
Congo, Republic of	634	1.2	r 0.2	r 0.2	r 0.1	r 0.1	r 0.2	r 0.1	r 0.1	r 0.1	r 0.2	r 0.2
Côte d'Ivoire	662	54.3	r 14.6	r 16.8	r 14.3	r 14.9	r 15.7	9.2	r 1.4	r 1.4	r 1.1	r 1.2	r 1.3
Equatorial Guinea	642	0.3	r 0.2	r 0.3	r 0.2	r 0.3	r 0.3	r 0.0	r 0.0	r 0.0	r 0.0	r 0.0
Gabon	646	0.6	r 0.1	r 0.2	r 0.1	r 0.1	r 0.2	1.1	r 0.0	r 0.0	r 0.0	r 0.0	r 0.0
Gambia, The	648	0.0	0.7	r 0.0	r 0.0	r 0.0	r 0.0	r 0.0
Ghana	652	10.2	r 1.5	r 1.1	r 0.6	r 0.6	r 0.8	1.1	r 0.1	r 0.1	r 0.0	r 0.0	r 0.0
Guinea	656	0.3	r 0.1	r 0.2	r 0.2	r 0.2	r 0.2	0.3	r 0.1	r 0.1	r 0.1	r 0.1	r 0.1
Guinea-Bissau	654	0.0	0.1
Kenya	664	0.1	r 0.0	r 0.1	r 0.0	r 0.0
Liberia	668	0.8	r 0.2	r 0.2	r 0.1	r 0.1	r 0.1	0.0	r 0.0	r 0.1	r 0.1	r 0.1	r 0.1
Mali	678	9.6	r 2.3	r 2.4	r 2.0	r 2.1	r 2.2	3.1	r 0.4	r 0.3	r 0.2	r 0.2	r 0.3
Mauritius	684	e 0.0	e 0.0	e 0.0	e 0.0	0.3	r 0.5
Mozambique	688	0.1
Namibia	728	0.0	r 0.0	r 0.0	r 0.0	r 0.0	r 0.0	0.0	r 0.0	r 0.1	r 0.1	r 0.1	r 0.1
Niger	692	0.0	r 0.0	r 0.0	r 0.0	r 0.0	r 0.0	0.1	r 0.0	r 0.0	r 0.0	r 0.0	r 0.0
Nigeria	694	67.3	r 12.3	r 10.9	r 7.7	r 7.7	r 9.1	0.3	r 0.1	r 0.2	r 0.2	r 0.2	r 0.2
Senegal	722	2.7	r 0.4	r 0.6	r 0.5	r 0.6	r 0.6	16.0	r 5.2	r 3.3	r 2.9	r 5.7	r 3.6
South Africa	199	3.6	r 3.7	r 0.0	r 0.0	r 0.1	r 1.7	8.1	r 2.4	r 9.4	r 2.0	r 2.9	r 2.4
Swaziland	734	r 0.0	r 0.0	r 0.0	r 0.0	r 0.0	2.4	r 1.2	r 1.9	r 1.9	r 2.3	r 2.2
Tanzania	738	0.1	0.1	r 0.0	r 0.0	r 0.0	r 0.0
Togo	742	1.5	r 0.4	r 0.7	r 0.5	r 0.7	r 0.9	0.0	r 1.5	r 2.2	r 0.6
Uganda	746	0.1	r 0.0	r 0.0	r 0.0	r 0.0	r 0.0
Zambia	754	e 0.6	e 0.1	e 0.0	e 0.0	e 0.0	0.1	r 0.0	r 0.0
Western Hemisphere	205	1.7	0.0	0.0	0.2	0.0	0.0	38.0	13.6	19.2	29.3	25.1	14.0
Anguilla	312	0.0	0.2

Mauritania (682)

In Millions of U.S. Dollars

		Exports (FOB)						Imports (CIF)					
		2016	2017Q1	2017Q2	2017Q3	2017Q4	2018Q1	2016	2017Q1	2017Q2	2017Q3	2017Q4	2018Q1
Argentina	213	e 0.0	e 0.0	0.0	r 0.0	r 0.0	r 0.0	r 1.0
Brazil	223	0.0	r 0.0	r 0.0	33.0	r 4.5	r 8.5	r 11.7	r 11.4	r 2.5
Chile	228	r 0.0	r 0.0	r 0.2	r 0.0	r 0.0	1.3	r 0.6	r 0.3	r 0.2	r 0.2	r 0.0
Guatemala	258	r 0.0	r 3.0
Jamaica	343	0.0	r 0.3	r 0.4	r 0.4	r 0.4	r 0.4
Mexico	273	0.1	r 0.0	r 0.0	r 0.1	r 0.1	r 0.0
Panama	283	0.2	r 5.5	r 5.5	r 5.5	r 5.5	r 5.5
Paraguay	288	r 0.0	r 0.0	r 0.0	r 0.0	r 0.0	0.7	r 0.0	r 0.0	r 0.0	r 0.0	r 0.0
Peru	293	1.0	r 0.0	r 0.0	r 0.0	r 0.0	0.7	r 0.1	r 0.0
Suriname	366	1.3	r 2.4	r 3.0	r 2.7	r 3.3	r 3.2
Uruguay	298	0.0	r 0.0	r 0.0	r 0.0	r 0.0	r 0.0	0.2	r 0.2	r 1.4	r 8.6	r 1.0	r 1.2
Venezuela, Rep. Bol.	299	0.6	r 0.0	r 0.0	r 0.0	r 0.0	r 0.0	0.2
Other Countries n.i.e	910	0.3	0.0	0.0	0.0	0.0	0.0	0.7	0.1	0.2	0.1	0.2	0.2
Korea, Dem. People's Rep.	954	0.3	r 0.0	r 0.0	r 0.0	r 0.0	r 0.0	0.7	r 0.1	r 0.2	r 0.1	r 0.2	r 0.2
Memorandum Items													
Africa	605	167.6	39.1	36.7	28.9	31.1	36.1	193.8	47.5	55.0	40.6	50.4	43.8
Middle East	405	12.4	1.2	2.4	2.7	2.4	2.1	271.5	68.5	87.7	81.8	99.0	96.0
European Union	998	346.8	129.7	124.3	117.0	135.0	158.8	767.8	223.6	230.4	271.7	278.7	262.7
Export earnings: fuel	080	158.7	25.5	27.3	51.2	39.9	23.6	294.6	72.9	100.6	114.3	157.2	106.3
Export earnings: nonfuel	092	1,467.5	467.1	479.0	446.2	458.9	480.9	1,880.7	722.1	721.8	760.5	873.4	898.5

Mauritius (684)

In Millions of U.S. Dollars

		Exports (FOB)						Imports (CIF)					
		2016	2017Q1	2017Q2	2017Q3	2017Q4	2018Q1	2016	2017Q1	2017Q2	2017Q3	2017Q4	2018Q1
IFS World		2,371.1	553.4	586.5	632.4	597.0	4,661.5	1,160.4	1,268.3	1,297.1	1,530.1
World	001	2,193.2	491.4	523.4	550.7	532.8	461.7	4,654.3	1,157.0	1,267.9	1,482.4	1,845.8	1,204.9
Advanced Economies	110	1,479.0	349.1	377.3	364.8	383.8	311.9	1,690.3	445.1	483.5	514.1	845.2	421.7
Euro Area	163	767.1	196.3	220.0	190.8	190.8	171.8	895.9	210.8	241.4	268.3	548.6	236.8
Austria	122	1.6	r 0.4	r 0.3	r 0.5	r 0.8	r 0.6	9.8	r 2.6	r 1.9	r 1.8	r 3.6	r 2.6
Belgium	124	31.7	r 5.3	r 7.2	r 6.8	r 4.7	r 6.0	40.9	r 13.2	r 16.0	r 18.8	r 29.0	r 26.5
Cyprus	423	0.1	r 0.0	r 0.1	r 0.0	1.9	r 2.6	r 0.5	r 0.4	r 0.5	r 0.3
Estonia	939	r 0.0	0.5	r 0.1	r 0.1	r 0.1	r 0.1	r 0.0
Finland	172	6.7	r 2.1	r 4.1	r 3.0	r 0.5	r 2.2	3.2	r 0.5	r 0.5	r 0.4	r 0.1	r 0.6
France	132	325.4	r 91.5	r 80.6	r 86.5	r 89.7	r 67.8	365.1	r 86.5	r 98.9	r 114.6	r 360.0	r 105.4
Germany	134	36.8	r 7.3	r 13.4	r 9.5	r 11.9	r 13.4	143.9	r 29.2	r 32.8	r 45.4	r 52.1	r 35.5
Greece	174	19.6	r 3.4	r 8.2	r 8.1	r 3.1	r 4.2	2.9	r 0.8	r 0.9	r 1.0	r 1.7	r 1.0
Ireland	178	2.6	r 0.4	r 0.7	r 0.4	r 0.7	r 0.1	14.6	r 3.0	r 2.2	r 4.1	r 2.7	r 4.4
Italy	136	149.1	r 36.2	r 49.0	r 27.7	r 25.0	r 29.9	105.7	r 22.7	r 28.5	r 36.3	r 39.4	r 25.2
Latvia	941	0.1	r 0.0	r 0.0	r 0.0	r 0.0	r 0.0	0.4	r 0.1	r 0.1	r 0.0	r 0.0	r 0.0
Lithuania	946	0.2	r 0.3	r 0.0	r 0.0	4.7	r 1.1	r 1.7	r 0.4	r 0.1	r 1.2
Luxembourg	137	0.0	r 0.0	r 0.0	r 0.0	r 0.0	r 0.0	8.8	r 0.0	r 0.5	r 0.1	r 0.1	r 0.1
Malta	181	1.7	r 1.3	r 0.3	r 0.6	r 0.1	r 0.9	0.7	r 0.0	r 0.1	r 0.2	r 0.0	r 0.1
Netherlands	138	71.6	r 14.2	r 19.1	r 16.0	r 20.1	r 17.7	32.4	r 6.4	r 5.2	r 7.1	r 7.4	r 7.8
Portugal	182	22.0	r 8.8	r 5.6	r 9.3	r 4.3	r 3.1	14.2	r 4.9	r 1.6	r 2.2	r 8.8	r 2.0
Slovak Republic	936	0.4	r 0.0	r 0.0	r 0.0	r 0.0	r 0.1	5.4	r 2.1	r 2.5	r 1.5	r 0.3	r 1.6
Slovenia	961	0.1	r 0.0	r 0.2	r 0.0	r 0.0	2.1	r 0.2	r 0.5	r 0.8	r 1.7	r 0.5
Spain	184	97.6	r 25.4	r 31.0	r 22.2	r 29.5	r 25.7	138.9	r 34.8	r 47.0	r 33.0	r 41.1	r 22.1
Australia	193	16.4	r 4.3	r 2.8	r 2.7	r 2.7	r 2.3	91.1	r 21.1	r 23.7	r 39.7	r 73.5	r 15.0
Canada	156	9.2	r 2.3	r 2.0	r 2.9	r 2.4	r 2.6	21.3	r 4.4	r 4.9	r 4.5	r 2.8	r 1.0
China,P.R.: Hong Kong	532	13.6	r 1.2	r 2.8	r 1.6	r 3.9	r 1.0	18.8	r 3.2	r 13.8	r 5.1	r 6.3	r 6.7
China,P.R.: Macao	546	0.0	r 0.0	r 0.0	0.0	r 0.1	r 0.0	r 0.0	r 0.0
Czech Republic	935	6.7	r 1.5	r 1.6	r 1.8	r 0.5	r 1.8	9.1	r 1.8	r 3.8	r 2.7	r 2.5	r 3.4
Denmark	128	4.7	r 1.0	r 2.2	r 2.7	r 6.5	r 1.2	19.1	r 40.1	r 5.4	r 4.3	r 4.8	r 2.4
Iceland	176	0.0	r 0.0	0.2	r 0.0	r 0.1	r 0.0	r 0.0	r 0.1
Israel	436	2.2	r 0.6	r 0.7	r 0.5	r 0.3	r 0.5	3.6	r 1.3	r 3.2	r 1.4	r 2.4	r 1.3
Japan	158	28.8	r 6.6	r 5.2	r 7.7	r 10.0	r 3.9	143.6	r 35.5	r 53.4	r 47.6	r 42.4	r 40.1
Korea, Republic of	542	6.6	r 0.8	r 0.8	r 1.2	r 1.0	r 2.0	42.3	r 12.0	r 10.8	r 19.2	r 24.4	r 20.4
New Zealand	196	0.7	r 0.4	r 0.2	r 0.8	r 0.3	r 0.5	72.3	r 18.0	r 17.9	r 21.8	r 16.6	r 15.6
Norway	142	0.1	r 0.0	r 0.0	r 0.1	r 0.0	r 0.0	2.9	r 1.2	r 0.6	r 0.4	r 0.8	r 1.3
San Marino	135	0.1	r 0.0	r 0.0	r 0.0	r 0.0	r 0.0
Singapore	576	32.2	r 7.0	r 5.7	r 7.1	r 6.9	r 6.3	38.9	r 16.7	r 17.2	r 11.3	r 36.2	r 4.1
Sweden	144	7.2	r 1.6	r 2.0	r 1.4	r 2.2	r 1.3	7.1	r 1.6	r 1.1	r 2.9	r 3.4	r 1.9
Switzerland	146	42.0	r 6.3	r 8.1	r 6.1	r 5.9	r 7.1	36.9	r 8.4	r 8.3	r 9.3	r 20.4	r 9.2
Taiwan Prov.of China	528	28.0	r 4.9	r 5.1	r 3.0	r 3.2	r 5.6	86.9	r 15.8	r 27.2	r 19.0	r 19.7	r 14.3
United Kingdom	112	263.7	r 54.2	r 61.7	r 71.4	r 63.9	r 59.8	101.3	r 23.1	r 25.6	r 33.0	r 30.9	r 23.7
United States	111	249.8	r 60.1	r 55.6	r 63.2	r 83.2	r 43.9	98.9	r 30.1	r 25.3	r 23.8	r 9.4	r 24.4
Vatican	187	r 1.0
Emerg. & Dev. Economies	200	714.3	142.3	146.1	185.8	149.0	149.8	2,963.9	711.9	784.4	968.3	1,000.5	783.0
Emerg. & Dev. Asia	505	188.6	32.8	31.3	35.8	24.6	40.2	1,977.0	417.0	505.6	696.8	680.3	456.6
American Samoa	859	0.2	0.0
Bangladesh	513	11.9	r 4.1	r 2.9	r 2.5	r 1.6	r 4.1	5.1	r 1.2	r 1.8	r 1.7	r 2.9	r 1.5
Cambodia	522	0.0	r 0.0	r 0.0	r 0.0	0.6	r 0.2	r 0.2	r 0.1	r 0.1	r 0.3
China,P.R.: Mainland	924	45.7	r 5.7	r 5.3	r 8.7	r 9.1	r 7.0	824.5	r 154.9	r 232.1	r 245.3	r 298.6	r 178.7
Fiji	819	0.0	r 0.0	r 0.0	r 0.0	0.0	r 0.1	r 0.0
India	534	16.0	r 2.5	r 4.3	r 3.0	r 4.4	r 7.3	767.9	r 196.5	r 196.0	r 375.8	r 295.2	r 204.5
Indonesia	536	0.9	r 0.6	r 0.2	r 1.1	r 0.0	r 0.7	76.1	r 14.4	r 15.1	r 16.0	r 21.2	r 20.1
Kiribati	826	0.1	0.7
Lao People's Dem.Rep	544	r 0.0	0.1	r 0.0	r 0.1	r 0.2
Malaysia	548	4.7	r 0.5	r 0.6	r 0.5	r 0.4	r 0.3	93.5	r 20.3	r 23.5	r 23.7	r 26.8	r 18.5
Maldives	556	2.4	r 0.2	r 1.2	r 2.3	r 0.2	r 0.7	0.0	r 0.0	r 0.0	r 0.0
Marshall Islands	867	2.0	r 0.0	0.1	r 0.0
Myanmar	518	1.3	r 0.0	r 0.0	0.5	r 0.2	r 0.3	r 0.3	r 0.1	r 0.2
Nepal	558	r 0.0	0.1	r 0.0	r 0.0	r 0.0	r 0.0
Papua New Guinea	853	0.0	r 0.0	8.6	r 0.0	r 0.0

Mauritius (684)

In Millions of U.S. Dollars

		Exports (FOB)						Imports (CIF)					
		2016	2017Q1	2017Q2	2017Q3	2017Q4	2018Q1	2016	2017Q1	2017Q2	2017Q3	2017Q4	2018Q1
Philippines	566	0.8	r 0.3	r 0.2	r 0.1	r 0.0	r 0.4	6.1	r 0.8	r 1.6	r 1.6	r 1.9	r 0.9
Samoa	862	0.3	r 0.1
Solomon Islands	813	r 0.5	r 0.2
Sri Lanka	524	1.4	r 2.4	r 0.1	r 0.0	r 0.0	r 0.1	2.6	r 0.5	r 1.1	r 1.1	r 0.9	r 0.8
Thailand	578	17.9	r 3.6	r 4.9	r 2.6	r 2.6	r 4.6	93.2	r 18.2	r 18.7	r 25.3	r 29.9	r 23.8
Vanuatu	846	0.2	r 0.0	0.0	r 0.0	r 0.0
Vietnam	582	82.1	r 12.8	r 11.4	r 15.0	r 6.3	r 14.8	95.5	r 9.7	r 14.9	r 5.3	r 2.8	r 7.0
Asia n.s.	598	0.8	r 0.1	r 0.3	r 0.0	r 0.1	r 0.1	1.8	r 0.0	r 0.1	r 0.0	r 0.0	r 0.0
Europe	170	16.3	3.1	3.7	3.6	2.6	2.3	83.0	26.2	24.2	22.2	19.9	22.0
Emerg. & Dev. Europe	903	13.8	2.7	2.7	2.1	1.7	2.0	67.1	19.0	21.8	20.2	19.6	20.6
Albania	914	0.0	r 0.0	r 0.1	r 0.0	r 0.0	0.2	r 0.1	r 0.1	r 0.1	r 0.0	r 0.1
Bosnia and Herzegovina	963	0.2	r 0.1	r 0.0	r 0.0	r 0.0	r 0.0	0.0	r 0.0	r 0.0	r 0.0	r 0.0	r 0.0
Bulgaria	918	2.3	r 0.2	r 0.2	r 0.2	r 0.1	r 0.1	2.8	r 1.2	r 0.7	r 0.6	r 0.2	r 0.4
Croatia	960	0.5	r 0.1	r 0.1	r 0.1	r 0.0	r 0.1	0.1	r 0.2	r 0.1	r 0.0	r 0.0	r 0.0
Hungary	944	1.1	r 0.2	r 0.2	r 0.1	r 0.2	r 0.3	7.8	r 2.1	r 2.6	r 1.3	r 0.6	r 2.7
Macedonia, FYR	962	0.1	r 0.0	r 0.0	r 0.0	0.1	r 0.0	r 0.0	r 0.0	r 0.0	r 0.0
Poland	964	5.4	r 1.1	r 1.4	r 0.6	r 1.3	r 1.1	14.4	r 3.9	r 3.8	r 3.4	r 1.5	r 4.0
Romania	968	2.3	r 0.2	r 0.4	r 0.7	r 0.0	r 0.2	1.9	r 0.5	r 0.8	r 0.4	r 0.2	r 0.5
Turkey	186	1.9	r 0.8	r 0.4	r 0.2	r 0.1	r 0.2	39.9	r 11.1	r 13.8	r 14.4	r 17.0	r 12.8
CIS	901	2.5	0.3	1.1	1.5	0.9	0.3	15.8	7.2	2.3	2.0	0.4	1.4
Belarus	913	r 0.3	r 0.7	r 0.9	0.4	r 0.0	r 0.0	r 0.0	r 0.0	r 0.4
Georgia	915	r 0.0	0.1	r 0.0	r 0.0	r 0.0	r 0.0
Moldova	921	0.0	0.2	r 0.0	r 0.0	r 0.0	r 0.0	r 0.0
Russian Federation	922	2.3	r 0.3	r 0.7	r 0.8	r 0.1	r 0.2	14.0	r 6.7	r 1.8	r 1.7	r 0.2	r 0.5
Ukraine	926	0.1	r 0.1	r 0.0	r 0.0	r 0.0	1.1	r 0.4	r 0.5	r 0.3	r 0.1	r 0.5
Mid East, N Africa, Pak	440	71.0	4.8	6.8	14.9	2.1	7.3	201.5	68.7	54.5	59.0	80.8	103.5
Afghanistan, I.R. of	512	0.1	r 0.0	0.0	r 0.0	r 0.0	r 0.0	r 0.0
Algeria	612	1.1	r 0.0	0.1	r 0.0	r 0.0	r 0.0	r 0.0	r 0.1
Bahrain, Kingdom of	419	0.0	r 0.0	r 0.0	24.2	r 5.7	r 3.3	r 0.5	r 0.2	r 0.3
Djibouti	611	0.1	r 0.0	0.0
Egypt	469	0.6	r 0.0	r 0.1	r 0.1	28.2	r 7.4	r 7.2	r 5.7	r 3.3	r 8.1
Iran, I.R. of	429	0.4	r 0.2	r 0.3	r 0.4	r 0.2	0.2	r 0.1	r 0.1	r 0.0	r 0.0	r 0.1
Jordan	439	0.0	r 0.0	r 0.0	r 0.0	0.8	r 0.7	r 0.4	r 0.4	r 0.2	r 0.6
Kuwait	443	0.1	r 0.0	r 0.1	r 0.1	r 0.0	r 0.0	0.6	r 0.1	r 0.2	r 0.2	r 0.0	r 0.3
Lebanon	446	0.1	r 0.0	r 0.2	r 0.1	r 0.0	0.2	r 0.0	r 0.0	r 0.1	r 0.0	r 0.1
Morocco	686	0.3	r 0.0	r 0.0	r 0.1	r 1.6	6.6	r 2.0	r 2.6	r 3.2	r 2.1	r 2.0
Oman	449	0.9	r 0.1	r 0.1	r 0.2	r 0.4	7.0	r 1.4	r 2.1	r 0.9	r 0.4	r 1.2
Pakistan	564	1.2	r 0.3	r 0.4	r 0.3	r 0.2	r 0.1	17.9	r 3.1	r 6.1	r 4.0	r 5.9	r 6.3
Qatar	453	0.0	r 0.0	r 0.0	r 0.1	r 0.2	1.3	r 0.4	r 0.6	r 0.3	r 0.1	r 0.4
Saudi Arabia	456	2.5	r 0.5	r 0.4	r 0.2	r 0.1	r 0.2	24.6	r 29.8	r 13.5	r 2.6	r 29.0	r 40.8
Somalia	726	0.1	r 0.0	r 0.4	r 0.3	r 0.1	0.0	r 0.0
Sudan	732	0.1	r 0.0	r 0.0	r 0.0	0.0
Tunisia	744	0.4	r 0.0	r 0.0	r 0.1	r 0.0	r 0.1	3.3	r 0.8	r 0.8	r 0.6	r 1.4	r 0.8
United Arab Emirates	466	63.2	r 3.6	r 4.6	r 13.0	r 1.5	r 4.2	86.3	r 17.1	r 17.5	r 40.6	r 38.3	r 42.5
Sub-Saharan Africa	603	427.6	100.2	103.0	129.5	118.7	99.1	586.6	161.4	161.7	169.9	209.3	172.4
Angola	614	0.5	r 0.1	r 0.2	r 0.1	0.1	r 0.1	r 0.0	r 0.0
Benin	638	0.1	r 0.0	1.8	r 0.0	r 0.0
Botswana	616	0.2	r 0.0	r 0.3	r 0.0	r 0.0	0.6	r 0.0	r 0.0	r 0.0	r 0.0
Burkina Faso	748	0.0	r 0.0	1.8	r 0.0	r 0.0
Burundi	618	0.3	r 0.0	r 0.0	r 0.0	0.0	r 0.0
Cameroon	622	0.2	r 0.9	r 1.1	r 2.0	r 0.1	1.8	r 0.3	r 1.1	r 0.2	r 0.1	r 0.7
Central African Rep.	626	r 0.0	0.1
Chad	628	0.1	r 0.0	r 0.0	r 0.1	0.0	r 0.0	r 0.0
Comoros	632	4.1	r 0.8	r 0.9	r 0.9	r 0.9	r 0.9	3.0	r 0.0	r 0.0	r 0.0	r 0.0
Congo, Republic of	634	0.1	r 0.1	r 0.0	3.0	r 1.1	r 0.1	r 0.2
Côte d'Ivoire	662	0.5	r 0.2	r 0.1	r 0.3	r 0.1	1.3	r 0.1	r 0.4	r 0.0	r 0.0	r 0.1
Ethiopia	644	0.2	r 0.1	r 0.1	r 0.0	r 0.0	r 0.1	0.1	r 0.0	r 0.0	r 0.1	r 0.0	r 0.2
Gabon	646	0.0	r 0.0	r 0.1	r 0.0	r 0.0	0.2	r 0.1	r 0.0	r 0.0	r 0.0
Ghana	652	1.0	r 0.3	r 0.1	r 0.2	r 0.0	r 0.1	0.2	r 0.0	r 0.0	r 0.0	r 0.0	r 0.1
Guinea	656	0.0	r 0.0	0.1	r 0.1	r 0.0	r 0.0	r 0.0

Mauritius (684)

In Millions of U.S. Dollars

		Exports (FOB)						Imports (CIF)					
		2016	2017Q1	2017Q2	2017Q3	2017Q4	2018Q1	2016	2017Q1	2017Q2	2017Q3	2017Q4	2018Q1
Kenya	664	36.9	r 15.2	r 7.0	r 18.8	r 13.9	r 12.2	35.3	r 8.9	r 11.3	r 8.4	r 17.5	r 9.0
Lesotho	666	0.0	r 0.0	r 0.0	r 0.0	r 0.0	1.8	r 0.0	r 0.2	r 0.3	r 0.2	r 0.3
Liberia	668	1.0	r 0.0	0.3	r 0.1	r 0.1	r 0.1	r 0.0
Madagascar	674	160.9	r 33.0	r 37.0	r 35.0	r 31.1	r 26.6	51.9	r 32.7	r 9.7	r 7.5	r 7.0	r 8.9
Malawi	676	0.1	r 0.0	r 0.0	r 0.0	r 0.0	0.5	r 0.0	r 1.9	r 0.0	r 0.0
Mali	678	0.0	r 0.0	r 0.0	1.0	r 0.0	r 0.3	r 0.3	r 0.0	r 0.0
Mozambique	688	2.2	r 1.6	r 0.5	r 0.5	r 1.0	r 1.2	13.8	r 2.8	r 1.1	r 1.2	r 1.9	r 1.5
Namibia	728	0.0	r 0.0	r 0.0	r 0.1	r 0.3	r 0.0	2.8	r 0.6	r 0.4	r 0.2	r 0.2	r 0.4
Nigeria	694	1.0	r 0.0	r 0.1	r 0.2	r 0.0	r 0.0	0.4	r 1.7	r 0.0	r 0.0	r 0.0
Rwanda	714	0.4	r 0.1	r 0.0	r 0.5	r 0.2	r 0.2	0.0	r 0.3	r 0.0	r 0.0
Senegal	722	0.1	r 0.1	r 0.1	r 0.0	r 0.0	0.2	r 0.1	r 0.2	r 0.2	r 0.0	r 0.0
Seychelles	718	27.8	r 7.0	r 6.8	r 7.6	r 7.2	r 5.2	72.4	r 18.3	r 17.8	r 15.1	r 4.4	r 16.6
Sierra Leone	724	0.0	6.1	r 1.5	r 1.9	r 1.0	r 0.0	r 0.0
South Africa	199	178.7	r 37.9	r 45.2	r 57.9	r 59.6	r 47.8	348.6	r 86.3	r 111.8	r 126.9	r 172.9	r 129.1
Swaziland	734	0.1	r 1.5	r 1.2	r 1.9	r 1.3	r 1.1	10.0	r 2.8	r 2.5	r 3.8	r 1.6	r 3.0
Tanzania	738	4.2	r 0.2	r 0.3	r 0.2	r 1.3	r 0.6	20.1	r 2.1	r 0.7	r 0.0	r 1.9	r 0.8
Togo	742	0.2	r 0.3	r 0.0	0.5	r 0.0
Uganda	746	2.0	r 0.3	r 0.4	r 0.4	r 0.6	r 1.0	0.3	r 0.7	r 1.7	r 0.1	r 0.4
Zambia	754	0.8	r 0.3	r 0.2	r 0.7	r 0.3	r 0.2	5.9	r 0.3	r 0.0	r 2.1	r 1.2
Zimbabwe	698	3.9	r 0.3	r 1.6	r 2.0	r 0.8	r 1.5	0.6	r 0.3	r 0.4	r 0.2	r 0.3	r 1.0
Western Hemisphere	205	10.8	1.4	1.3	2.1	0.9	0.9	115.8	38.6	38.4	20.3	10.1	28.4
Antigua and Barbuda	311	0.0	0.2	r 0.0	r 0.0
Argentina	213	0.3	r 0.1	r 0.1	r 0.1	r 0.0	58.7	r 17.2	r 12.2	r 13.9	r 3.0	r 19.5
Barbados	316	0.5	0.0	r 0.0
Bermuda	319	2.1	0.0	r 0.0	r 0.0
Brazil	223	0.2	r 0.2	r 0.1	r 0.2	r 0.1	r 0.0	46.7	r 19.7	r 23.6	r 4.3	r 4.3	r 4.0
Chile	228	0.2	r 0.0	r 0.0	r 0.0	r 0.0	r 0.0	0.7	r 0.3	r 0.7	r 0.5	r 0.2	r 0.2
Colombia	233	r 0.0	0.2	r 0.0	r 0.0	r 0.0	r 0.1	r 0.0
Costa Rica	238	0.1	r 0.0	r 0.0	r 0.1	r 0.1	r 0.0
Dominican Republic	243	0.1	r 0.0	r 0.0	r 0.0	r 0.0	r 0.0
Ecuador	248	0.1	r 0.0	r 0.0	r 0.0	r 0.0	r 0.0
El Salvador	253	0.1	0.0	r 0.0	r 0.0	r 0.0	r 0.0	r 0.0
Guatemala	258	0.4	r 0.1	r 0.1	r 0.1	r 0.2
Guyana	336	0.0	0.1	r 0.0
Mexico	273	3.8	r 0.6	r 0.7	r 0.8	r 0.3	r 0.4	6.4	r 1.1	r 1.3	r 1.0	r 0.6	r 2.1
Panama	283	3.4	r 0.4	r 0.4	r 0.9	r 0.6	r 0.4	0.3	r 0.0	r 0.0	r 0.1	r 0.0
Paraguay	288	r 0.0	r 0.0	0.1	r 0.0	r 0.0	r 0.0	r 1.7	r 0.0
Peru	293	0.0	r 0.0	r 0.0	1.2	r 0.1	r 0.1	r 0.0	r 0.0	r 0.0
Uruguay	298	0.4	r 0.0	r 0.3	r 0.3	r 0.0	r 2.0
Venezuela, Rep. Bol.	299	0.1	r 0.0	r 0.0	r 0.0	r 0.0	r 0.0
Other Countries n.i.e	910	0.0	0.0	0.1	0.0	0.0	0.0	0.1	0.3
Cuba	928	0.0	r 0.0	0.1	r 0.0	r 0.0	r 0.0	r 0.1	r 0.1
Korea, Dem. People's Rep.	954	0.0	r 0.0	r 0.0	r 0.0	r 0.2
Memorandum Items													
Africa	605	429.6	100.2	103.4	129.9	118.8	101.0	596.7	164.2	165.1	173.8	212.8	175.3
Middle East	405	67.7	4.4	5.9	14.1	1.8	5.3	173.6	62.8	44.9	51.2	71.4	94.4
European Union	998	1,061.0	256.4	289.6	269.8	265.5	237.7	1,059.4	285.1	285.1	316.9	592.7	275.9
Export earnings: fuel	080	72.2	4.8	6.7	15.0	2.0	5.7	162.5	64.3	39.3	47.1	68.4	86.2
Export earnings: nonfuel	092	2,121.0	486.5	516.7	535.6	530.8	456.0	4,491.9	1,092.7	1,228.6	1,435.3	1,777.4	1,118.7

Mexico (273)

In Millions of U.S. Dollars

		Exports (FOB)						Imports (FOB)					
		2016	2017Q1	2017Q2	2017Q3	2017Q4	2018Q1	2016	2017Q1	2017Q2	2017Q3	2017Q4	2018Q1
IFS World		373,939.2	94,704.6	102,824.5	101,759.1	110,205.9	387,064.5	97,479.6
World	001	373,946.7	94,708.7	102,657.4	101,851.5	110,183.4	105,242.0	387,064.5	97,478.6	102,959.2	107,900.5	112,029.7	107,018.5
Advanced Economies	110	341,564.2	86,170.3	93,706.6	92,760.3	99,940.9	95,480.8	272,482.1	70,422.6	72,695.1	75,065.1	78,611.4	76,032.6
Euro Area	163	14,788.1	3,913.2	4,445.9	5,361.7	5,919.8	5,600.8	35,287.4	8,962.0	10,214.1	10,792.6	10,630.6	11,003.5
Austria	122	326.6	r 52.0	r 58.2	r 66.3	r 61.2	r 70.2	1,258.6	r 330.1	r 390.8	r 421.7	r 404.0	r 526.8
Belgium	124	1,467.2	r 414.3	r 480.7	r 569.0	r 634.1	r 656.0	1,089.4	r 331.6	r 320.9	r 271.8	r 258.3	r 260.4
Cyprus	423	4.8	r 2.2	r 2.3	r 2.8	r 3.8	r 2.8	2.9	r 0.6	r 1.9	r 0.3	r 0.6	r 1.5
Estonia	939	16.6	r 0.6	r 1.5	r 3.2	r 5.9	r 4.5	346.4	r 46.8	r 34.7	r 50.6	r 38.7	r 43.9
Finland	172	140.3	r 39.5	r 27.5	r 27.2	r 43.2	r 53.8	451.3	r 104.9	r 149.3	r 147.3	r 131.0	r 128.6
France	132	1,903.0	r 454.9	r 418.2	r 521.4	r 486.7	r 424.8	3,729.0	r 868.7	r 1,017.3	r 1,069.3	r 1,115.7	r 1,046.0
Germany	134	4,120.6	r 1,303.6	r 1,744.6	r 1,827.2	r 2,101.3	r 1,732.6	13,878.0	r 3,680.3	r 4,026.5	r 4,474.6	r 4,239.5	r 4,787.2
Greece	174	33.2	r 9.2	r 9.8	r 9.6	r 10.3	r 8.6	214.1	r 47.6	r 46.4	r 50.9	r 46.4	r 47.3
Ireland	178	281.0	r 65.7	r 65.0	r 132.9	r 110.1	r 92.1	1,581.4	r 424.0	r 455.1	r 396.4	r 405.4	r 411.9
Italy	136	1,213.4	r 185.9	r 267.6	r 437.9	r 379.8	r 453.9	5,291.3	r 1,332.4	r 1,556.6	r 1,614.6	r 1,657.8	r 1,552.5
Lithuania	946	2.1	r 7.8	r 7.4	r 7.4	r 9.0	r 11.2	21.5	r 16.7	r 5.6	r 5.1	r 7.6	r 5.2
Luxembourg	137	150.2	r 44.9	r 36.0	r 8.8	r 13.4	r 7.0	66.8	r 34.4	r 29.1	r 29.3	r 31.3	r 29.3
Malta	181	2.6	r 0.2	r 0.4	r 0.5	r 0.4	r 0.2	66.9	r 25.0	r 16.6	r 13.3	r 11.9	r 12.9
Netherlands	138	1,636.6	r 292.8	r 336.6	r 540.9	r 819.9	r 770.3	2,025.2	r 420.6	r 631.2	r 670.7	r 668.4	r 459.2
Portugal	182	166.7	r 16.9	r 28.1	r 47.5	r 74.3	r 25.9	421.5	r 195.7	r 129.1	r 136.8	r 145.3	r 180.0
Slovak Republic	936	40.4	r 8.9	r 13.5	r 10.0	r 14.0	r 10.5	276.4	r 54.7	r 71.8	r 70.0	r 70.3	r 113.1
Slovenia	961	15.3	r 4.1	r 4.6	r 7.1	r 8.1	r 15.5	110.8	r 31.0	r 38.3	r 36.2	r 35.5	r 36.0
Spain	184	3,267.6	r 1,009.9	r 944.0	r 1,141.8	r 1,144.0	r 1,260.8	4,456.0	r 1,016.8	r 1,292.9	r 1,333.6	r 1,362.9	r 1,361.5
Australia	193	835.9	r 203.3	r 263.9	r 277.3	r 445.3	r 364.6	527.3	r 76.0	r 86.6	r 89.2	r 92.4	r 66.1
Canada	156	10,432.3	r 2,554.6	r 2,701.5	r 3,030.0	r 3,073.7	r 3,353.5	9,631.5	r 2,273.0	r 2,332.6	r 2,471.7	r 2,710.5	r 2,534.5
China,P.R.: Hong Kong	532	591.7	r 154.5	r 161.1	r 197.1	r 210.7	r 176.7	287.8	r 59.0	r 90.2	r 100.0	r 82.4	r 79.0
China,P.R.: Macao	546	0.3	r 0.2	r 0.5	r 0.2	r 0.3	r 0.6	1.2	r 0.1	r 0.1	r 0.1	r 0.1	r 0.2
Czech Republic	935	206.0	r 57.2	r 70.8	r 65.5	r 73.7	r 91.2	1,127.7	r 279.4	r 353.6	r 380.2	r 357.3	r 424.5
Denmark	128	182.8	r 48.3	r 45.0	r 46.2	r 40.8	r 50.4	664.2	r 135.6	r 150.3	r 164.0	r 151.7	r 170.4
Iceland	176	1.2	r 0.1	r 1.0	r 0.9	r 1.1	r 1.4	7.9	r 2.5	r 3.9	r 4.5	r 7.7	r 6.9
Israel	436	198.0	r 53.8	r 50.6	r 66.8	r 58.7	r 70.5	707.4	r 173.1	r 169.5	r 186.1	r 183.9	r 162.6
Japan	158	3,778.9	r 962.2	r 867.8	r 934.0	r 1,274.5	r 821.2	17,751.1	r 4,429.3	r 4,683.6	r 4,479.3	r 4,592.6	r 4,127.1
Korea, Republic of	542	2,507.1	r 708.7	r 673.6	r 995.1	r 1,051.2	r 1,078.7	13,612.2	r 3,676.2	r 3,823.0	r 4,144.4	r 4,112.9	r 3,496.7
New Zealand	196	93.5	r 17.3	r 19.7	r 27.0	r 49.1	r 54.1	364.2	r 112.1	r 99.0	r 71.9	r 75.2	r 74.5
Norway	142	44.6	r 8.9	r 8.9	r 13.3	r 10.8	r 14.5	174.7	r 39.3	r 46.3	r 45.4	r 46.9	r 41.2
San Marino	135	2.0	r 0.4	r 0.2	r 0.4	r 0.4	r 0.2
Singapore	576	850.6	r 303.2	r 238.1	r 186.5	r 176.8	r 245.5	1,278.9	r 242.1	r 315.5	r 349.4	r 499.0	r 340.2
Sweden	144	96.1	r 17.6	r 21.5	r 25.3	r 21.5	r 24.1	926.1	r 256.1	r 258.5	r 264.5	r 260.0	r 247.4
Switzerland	146	903.9	r 237.2	r 150.3	r 214.6	r 202.1	r 255.9	1,658.0	r 414.7	r 414.8	r 407.1	r 455.8	r 442.0
Taiwan Prov.of China	528	246.3	r 89.5	r 72.6	r 141.2	r 121.7	r 72.4	6,836.9	r 1,751.3	r 1,764.0	r 1,888.9	r 2,037.1	r 1,830.0
United Kingdom	112	3,231.6	r 600.4	r 544.2	r 532.6	r 597.4	r 538.4	2,128.2	r 529.9	r 630.8	r 616.3	r 649.9	r 555.6
United States	111	302,575.3	r 76,240.1	r 83,369.5	r 80,645.2	r 86,611.5	r 82,666.3	179,507.2	r 47,010.5	r 47,258.5	r 48,609.1	r 51,665.4	r 50,430.0
Vatican	187	0.0	0.3	r 0.0	r 0.0	r 0.1	r 0.0	r 0.0
Emerg. & Dev. Economies	200	31,625.1	8,347.7	8,748.5	8,833.6	9,967.7	9,503.6	114,141.7	26,919.3	30,147.6	32,713.9	33,291.4	30,849.2
Emerg. & Dev. Asia	505	9,724.8	2,848.1	2,866.2	2,715.7	3,734.9	3,000.3	95,576.2	22,295.7	24,752.7	27,264.1	27,810.2	25,033.6
Bangladesh	513	8.2	r 1.7	r 1.5	r 1.7	r 3.2	r 2.9	272.8	r 65.4	r 56.5	r 76.8	r 68.1	r 77.9
Bhutan	514	0.1	r 0.0	r 0.1	0.0	r 0.0	r 0.0	r 0.1
Brunei Darussalam	516	1.9	r 2.7	r 0.2	r 0.2	r 2.2	r 2.9	0.0	r 0.0	r 0.0	r 0.0	r 0.0
Cambodia	522	11.9	r 1.3	r 0.5	r 0.5	r 0.8	r 0.5	119.1	r 27.3	r 20.8	r 40.9	r 40.8	r 34.7
China,P.R.: Mainland	924	5,411.2	r 1,659.1	r 1,814.2	r 1,458.2	r 1,781.0	r 1,651.5	69,520.7	r 15,976.5	r 17,799.1	r 20,027.7	r 20,342.0	r 18,268.7
Fiji	819	1.4	r 0.1	r 0.2	r 0.3	r 0.2	r 0.3	3.7	r 1.1	r 0.9	r 0.7	r 1.2	r 1.2
F.T. French Polynesia	887	0.4	r 0.0	r 0.3	r 0.1	r 0.1	r 0.1	0.1	r 0.0	r 0.0	r 0.0	r 0.0	r 0.1
F.T. New Caledonia	839	0.7	r 0.3	r 0.2	r 0.1	r 0.2	r 0.1	0.1	r 0.0	r 0.1	r 0.1	r 1.2	r 0.3
Guam	829	1.9	r 0.8	r 0.3	r 0.5	r 1.6	r 0.3	0.0	r 0.0	r 0.0	r 0.0
India	534	2,128.1	r 658.0	r 390.4	r 968.8	r 1,405.0	r 1,095.8	4,285.9	r 1,092.6	r 1,297.6	r 1,350.0	r 1,280.3	r 1,224.1
Indonesia	536	65.2	r 17.2	r 23.6	r 22.2	r 197.9	r 35.0	1,318.7	r 376.6	r 365.8	r 367.3	r 385.8	r 392.5
Kiribati	826	4.8	r 0.0	r 2.8	r 8.2	r 8.2	r 6.2
Lao People's Dem.Rep	544	0.3	r 0.0	r 0.2	r 0.1	r 2.7	1.9	r 0.7	r 0.5	r 1.0	r 0.6	r 2.4
Malaysia	548	448.0	r 265.3	r 365.4	r 44.3	r 35.7	r 38.5	8,161.2	r 1,773.0	r 1,958.0	r 2,003.0	r 2,153.5	r 1,833.0
Maldives	556	0.5	r 0.1	r 0.1	r 0.1	r 0.1	0.0	r 0.0	r 0.0	r 0.0	r 1.2	r 0.0
Marshall Islands	867	0.8	r 0.0	r 0.4	r 0.1	5.2	r 0.0	r 0.0	r 0.0	r 0.0

Mexico (273)

In Millions of U.S. Dollars

		Exports (FOB)						Imports (FOB)					
		2016	2017Q1	2017Q2	2017Q3	2017Q4	2018Q1	2016	2017Q1	2017Q2	2017Q3	2017Q4	2018Q1
Micronesia	868	0.2	r 0.0	r 0.0	r 0.0	r 0.1	0.3	r 0.2	r 0.1	r 0.3	r 0.0	r 0.0
Mongolia	948	2.7	r 0.2	r 0.4	r 0.1	r 0.3	r 0.5	0.1	r 0.0	r 0.0	r 0.0	r 0.0	r 0.0
Nepal	558	1.3	r 0.1	r 0.1	r 0.0	r 0.0	r 0.0	1.6	r 0.3	r 0.2	r 0.4	r 1.1	r 1.1
Palau	565	r 0.1	0.1	r 0.0	r 0.0	r 0.1	r 0.0	r 0.0
Papua New Guinea	853	0.5	r 0.3	r 0.2	r 0.1	r 0.9	r 0.3	5.1	r 1.9	r 3.3	r 3.2	r 1.2	r 5.2
Philippines	566	86.1	r 17.9	r 32.0	r 60.9	r 52.6	r 34.7	2,233.9	r 559.3	r 525.6	r 620.1	r 656.9	r 614.4
Samoa	862	0.1	0.1	r 0.1	r 0.0	r 0.1	r 0.1	r 0.3
Solomon Islands	813	0.1	r 0.1	0.1	r 0.0	r 0.0	r 0.0	r 0.0	r 0.0
Sri Lanka	524	6.4	r 2.9	r 1.5	r 1.6	r 2.5	r 2.9	186.0	r 46.7	r 47.5	r 47.7	r 61.3	r 53.1
Thailand	578	497.0	r 175.1	r 189.3	r 98.4	r 97.0	r 81.5	5,427.4	r 1,390.8	r 1,399.2	r 1,487.1	r 1,657.0	r 1,574.4
Timor-Leste	537	0.1	r 0.0	r 0.0	r 0.0
Tonga	866	0.0	r 0.1	0.0	r 0.0	r 0.0	r 0.0	r 0.0	r 0.0
Tuvalu	869	0.3	r 0.0	r 0.0	r 0.1	r 0.0	r 0.4
Vietnam	582	1,041.0	r 39.9	r 42.7	r 55.9	r 151.5	r 45.2	4,013.1	r 978.8	r 1,271.7	r 1,223.5	r 1,141.9	r 936.5
Asia n.s.	598	8.6	r 5.0	r 3.1	r 1.4	r 1.5	r 4.1	13.7	r 4.5	r 3.1	r 5.8	r 7.3	r 7.1
Europe	170	1,133.1	300.2	309.8	326.2	308.3	372.1	4,688.8	1,288.0	1,466.0	1,479.8	1,304.7	1,647.6
Emerg. & Dev. Europe	903	900.3	219.8	222.5	243.4	231.7	261.8	3,029.5	811.8	957.2	994.0	937.9	1,132.9
Albania	914	2.2	r 0.8	r 1.0	r 0.3	r 1.0	r 0.4	4.3	r 0.9	r 1.0	r 1.3	r 1.5	r 1.6
Bosnia and Herzegovina	963	1.1	r 0.2	r 0.0	r 0.7	r 0.3	r 0.1	14.8	r 4.3	r 4.3	r 4.6	r 5.0	r 5.8
Bulgaria	918	35.1	r 26.9	r 14.1	r 16.2	r 1.2	r 1.4	60.5	r 16.8	r 20.1	r 22.0	r 28.0	r 31.3
Croatia	960	17.4	r 5.5	r 4.8	r 4.3	r 3.7	r 5.2	27.4	r 6.4	r 9.4	r 5.1	r 5.0	r 11.4
Gibraltar	823	0.1	r 0.1	r 0.1	r 0.1	r 0.1	r 0.0	0.1	r 0.0	r 0.0	r 0.0	r 0.0	r 0.0
Hungary	944	288.4	r 56.5	r 57.7	r 52.1	r 60.7	r 53.9	997.3	r 271.4	r 395.3	r 400.9	r 348.0	r 439.2
Macedonia, FYR	962	0.7	r 0.1	r 0.0	r 3.2	r 3.3	r 2.5	6.4	r 2.0	r 2.4	r 2.9	r 7.4	r 5.7
Montenegro	943	0.1	r 0.0	r 0.1	r 0.0	r 0.2	r 0.1	0.5	r 0.2	r 0.0	r 0.0	r 0.0	r 0.0
Poland	964	249.0	r 72.5	r 66.3	r 73.4	r 68.0	r 72.0	792.2	r 185.5	r 224.7	r 225.7	r 217.0	r 287.1
Romania	968	65.9	r 17.6	r 22.2	r 24.4	r 35.5	r 35.0	372.9	r 128.8	r 110.2	r 112.8	r 103.1	r 118.9
Serbia, Republic of	942	1.8	r 0.6	r 0.6	r 0.8	r 0.8	r 0.8	22.5	r 5.0	r 6.0	r 7.2	r 7.9	r 7.7
Turkey	186	238.6	r 39.2	r 55.6	r 67.9	r 56.7	r 90.3	730.5	r 190.5	r 183.9	r 211.4	r 215.2	r 224.1
CIS	901	219.7	76.3	83.8	78.8	70.6	104.5	1,578.9	465.5	468.5	443.1	323.7	462.4
Armenia	911	0.6	r 0.2	r 0.8	r 0.3	r 0.3	r 0.2	0.8	r 0.1	r 0.1	r 0.3	r 0.1	r 0.0
Azerbaijan, Rep. of	912	9.4	r 1.4	r 2.6	r 3.7	r 1.9	r 4.4	0.1	r 0.0	r 0.0	r 0.0	r 0.0	r 0.0
Belarus	913	2.0	r 0.2	r 0.5	r 0.3	r 0.1	r 1.1	4.8	r 1.5	r 1.2	r 1.5	r 1.3	r 2.4
Georgia	915	3.3	r 0.6	r 1.0	r 0.8	r 1.0	r 0.7	12.7	r 3.8	r 1.6	r 6.2	r 8.0	r 0.8
Kazakhstan	916	4.2	r 0.9	r 2.8	r 4.4	r 1.2	r 2.6	65.9	r 5.5	r 2.8	r 1.6	r 2.3	r 2.7
Kyrgyz Republic	917	0.1	r 0.0	r 0.1	r 0.0	r 0.0	r 0.1
Moldova	921	0.1	r 0.2	r 0.3	r 0.1	r 0.0	r 0.4	0.6	r 0.1	r 0.1	r 0.3	r 0.2	r 0.3
Russian Federation	922	178.5	r 68.2	r 68.3	r 62.4	r 56.6	r 84.6	1,301.7	r 381.7	r 419.9	r 404.6	r 255.3	r 398.1
Tajikistan	923	0.0	r 0.0	0.0	r 0.1	r 0.0	r 0.0	r 0.0	r 0.5
Turkmenistan	925	0.4	r 0.0	r 2.1	r 0.0	r 2.0	r 2.3	2.3	r 8.5	r 0.3	r 0.3	r 0.1	r 0.1
Ukraine	926	19.1	r 3.9	r 4.7	r 5.6	r 6.6	r 7.2	189.8	r 64.1	r 42.4	r 28.2	r 56.4	r 57.3
Uzbekistan	927	1.9	r 0.6	r 0.7	r 1.1	r 0.8	r 1.0	0.1	r 0.0	r 0.0	r 0.0	r 0.0	r 0.1
Europe n.s.	884	13.1	r 4.1	r 3.5	r 4.0	r 6.0	r 5.8	80.4	r 10.7	r 40.2	r 42.7	r 43.1	r 52.2
Mid East, N Africa, Pak	440	925.0	176.7	198.5	229.7	312.6	272.8	1,051.3	279.6	354.4	379.1	384.7	391.3
Afghanistan, I.R. of	512	0.1	r 0.1	r 0.1	r 0.0	2.1	r 0.6	r 0.6	r 0.7	r 1.1	r 2.4
Algeria	612	177.6	r 7.1	r 20.9	r 18.5	r 47.3	r 12.7	50.3	r 3.5	r 0.0	r 10.1	r 5.1	r 1.6
Bahrain, Kingdom of	419	4.3	r 1.1	r 2.9	r 5.3	r 4.5	r 2.1	28.3	r 13.9	r 13.3	r 10.7	r 8.0	r 8.4
Djibouti	611	0.1	r 0.1	r 0.0	r 0.0	r 0.0	r 0.0	0.4	r 0.3	r 0.1	r 0.2	r 0.2	r 0.0
Egypt	469	71.4	r 10.1	r 11.1	r 12.4	r 18.8	r 16.3	59.9	r 9.0	r 20.6	r 31.6	r 9.8	r 8.3
Iran, I.R. of	429	0.3	r 0.3	r 0.3	r 0.0	r 0.4	r 0.1	21.0	r 24.3	r 24.9	r 8.5	r 32.1	r 2.9
Iraq	433	19.9	r 3.5	r 2.2	r 3.8	r 17.6	r 4.6	0.0	r 0.0	r 0.0	r 0.1	r 0.0
Jordan	439	8.3	r 5.2	r 2.2	r 5.4	r 7.4	r 3.3	17.2	r 5.8	r 5.9	r 7.9	r 8.6	r 8.9
Kuwait	443	101.6	r 22.1	r 18.0	r 6.9	r 9.3	r 7.8	0.1	r 0.0	r 10.7	r 7.4	r 0.2	r 17.3
Lebanon	446	13.2	r 3.6	r 5.0	r 9.8	r 11.9	r 6.3	0.9	r 0.2	r 0.2	r 0.2	r 0.3	r 0.6
Libya	672	0.5	r 0.0	r 0.0	r 0.0	r 0.1	r 7.0	0.0	r 0.0
Mauritania	682	9.5	r 0.1	r 0.2	r 1.4	r 1.0	r 0.2	0.5	r 0.1	r 0.3	r 0.2	r 3.3	r 3.3
Morocco	686	22.9	r 10.5	r 9.0	r 15.2	r 11.7	r 6.6	210.9	r 69.8	r 84.1	r 65.9	r 87.1	r 127.0
Oman	449	16.8	r 3.4	r 3.6	r 5.2	r 5.6	r 4.3	16.6	r 3.6	r 12.1	r 4.9	r 5.3	r 23.5
Pakistan	564	23.0	r 7.7	r 6.4	r 7.2	r 12.2	r 30.8	192.4	r 45.5	r 40.9	r 48.7	r 51.1	r 46.4
Qatar	453	17.6	r 11.6	r 5.1	r 5.6	r 8.0	r 4.3	54.1	r 12.7	r 10.4	r 2.8	r 4.3	r 3.6

Mexico (273)

In Millions of U.S. Dollars

		Exports (FOB)						Imports (FOB)					
		2016	2017Q1	2017Q2	2017Q3	2017Q4	2018Q1	2016	2017Q1	2017Q2	2017Q3	2017Q4	2018Q1
Saudi Arabia	456	134.2	r 28.7	r 37.1	r 49.3	r 37.9	r 48.8	111.3	r 3.9	r 5.6	r 48.4	r 8.7	r 39.9
Somalia	726	0.3	r 0.1	0.3	r 0.1	r 0.1	r 0.0	r 0.0	r 0.0
Sudan	732	2.2	r 0.0	r 0.4	r 0.1	r 1.0	r 0.5	9.7	r 0.7	r 0.9	r 0.4	r 0.2	r 0.8
Syrian Arab Republic	463	0.5	r 0.2	r 0.4	r 0.3	r 0.1	0.8	r 0.1	r 0.0	r 0.5	r 0.2	r 0.1
Tunisia	744	10.7	r 4.9	r 5.3	r 6.1	r 4.5	r 4.3	45.0	r 26.1	r 42.8	r 15.2	r 15.2	r 15.4
United Arab Emirates	466	290.0	r 56.3	r 68.6	r 77.0	r 113.0	r 112.5	229.5	r 59.5	r 80.9	r 114.7	r 143.9	r 81.1
Sub-Saharan Africa	603	562.4	63.5	131.4	158.9	85.5	82.7	578.1	135.3	183.8	242.4	282.4	456.5
Angola	614	54.9	r 5.0	r 3.4	r 2.6	r 1.5	r 1.2	1.0	r 0.0	r 0.0	r 0.0	r 0.1	r 0.0
Benin	638	0.6	r 0.1	r 0.4	r 0.2	r 0.1	r 0.4	0.0	r 0.0	r 0.0	r 0.0
Botswana	616	0.0	r 0.1	r 0.0	r 0.6	r 0.0	r 0.3	0.2	r 0.0	r 0.0	r 0.0	r 0.0	r 0.0
Burkina Faso	748	0.0	r 0.1	r 0.0	r 0.0	r 0.1	r 0.1	0.0	r 0.0	r 0.0	r 0.0	r 0.0	r 0.0
Burundi	618	r 0.3	r 0.0	0.0	r 0.0	r 0.1	r 0.0	r 0.0
Cabo Verde	624	0.1	r 0.2	r 0.0	r 0.1	0.0	r 0.4	r 0.2	r 1.8	r 0.0	r 0.0
Cameroon	622	1.7	r 1.0	r 1.5	r 1.1	r 2.7	r 2.1	3.8	r 0.7	r 0.8	r 0.7	r 0.8	r 1.0
Chad	628	0.4	r 0.0	r 0.0	r 0.0	r 0.2	r 0.1	0.1	r 0.0	r 0.0	r 0.0	r 0.0	r 0.0
Comoros	632	r 0.1	r 0.1	0.3	r 0.2	r 0.0	r 0.0	r 0.0	r 0.0
Congo, Dem. Rep. of	636	0.0	r 0.3	r 0.3	r 0.0	r 0.1	r 0.0	1.7	r 0.1	r 0.0	r 0.0	r 0.0
Congo, Republic of	634	10.2	r 0.4	r 1.9	r 0.6	r 0.9	r 0.5	4.5	r 0.1	r 0.1	r 0.0	r 0.1	r 0.1
Côte d'Ivoire	662	3.3	r 0.8	r 2.1	r 1.7	r 1.3	r 1.3	102.9	r 30.6	r 24.4	r 23.0	r 16.9	r 22.0
Equatorial Guinea	642	0.2	r 0.0	r 0.1	r 0.1	22.3	r 0.0	r 22.3	r 0.1
Eritrea	643	0.1	r 0.0	r 0.1	0.0	r 0.4	r 0.0
Ethiopia	644	2.8	r 2.4	r 0.5	r 0.4	r 0.5	2.3	r 0.6	r 1.1	r 1.6	r 0.6	r 0.9
Gabon	646	0.7	r 0.1	r 0.1	r 0.5	r 0.2	r 0.4	9.6	r 1.0	r 4.2	r 6.8	r 2.3	r 1.9
Gambia, The	648	0.3	r 0.1	r 0.1	0.3	r 0.1	r 0.1	r 0.3	r 0.1	r 0.1
Ghana	652	14.5	r 1.9	r 3.0	r 3.5	r 1.6	r 3.7	1.8	r 0.3	r 0.1	r 0.7	r 0.2	r 0.3
Guinea	656	1.1	r 0.3	r 0.3	r 0.2	r 0.1	r 0.5	0.0	r 0.0	r 0.1	r 0.0	r 0.0	r 0.0
Guinea-Bissau	654	0.1	0.0	r 0.0	r 0.0	r 0.0	r 0.0	r 0.2
Kenya	664	8.0	r 1.3	r 47.7	r 72.9	r 10.9	r 2.0	7.7	r 0.4	r 0.6	r 1.1	r 10.6	r 1.6
Lesotho	666	r 0.1	r 0.0	3.2	r 0.8	r 0.7	r 0.7	r 0.9	r 0.7
Liberia	668	1.1	r 0.1	r 0.3	r 0.7	r 0.2	r 0.1	2.2	r 1.0	r 1.4	r 0.6	r 1.0	r 0.7
Madagascar	674	0.5	r 0.0	r 0.0	r 0.1	r 1.9	r 0.1	7.4	r 0.8	r 1.0	r 1.6	r 0.9	r 1.5
Malawi	676	0.8	r 0.0	r 0.1	0.5	r 0.0	r 0.2	r 0.1	r 0.0	r 0.1
Mali	678	1.3	r 0.2	r 0.5	r 0.8	r 1.2	1.7	r 1.9	r 0.3	r 0.4	r 0.6	r 1.4
Mauritius	684	1.1	r 1.0	r 1.1	r 2.7	r 1.7	r 1.2	8.0	r 2.1	r 1.2	r 1.8	r 1.1	r 1.2
Mozambique	688	9.4	r 0.8	r 0.2	r 0.2	r 1.2	r 0.5	16.2	r 6.6	r 3.1	r 1.6	r 4.7	r 3.8
Namibia	728	1.8	r 0.1	r 0.3	r 0.9	r 1.1	r 0.6	25.4	r 2.2	r 25.9	r 14.8	r 47.6	r 319.8
Niger	692	0.1	r 0.0	r 1.0	0.9	r 0.2	r 0.2	r 0.4	r 0.7	r 0.5
Nigeria	694	38.3	r 11.0	r 4.6	r 5.0	r 8.8	r 6.8	105.8	r 16.7	r 31.8	r 88.1	r 63.2	r 3.6
Rwanda	714	0.4	r 0.1	r 0.2	r 0.3	6.1	r 0.0	r 0.2	r 0.1	r 0.0	r 0.0
São Tomé & Príncipe	716	0.0	r 0.0	r 0.0	r 0.0	0.1	r 0.0	r 0.0	r 0.0	r 0.0	r 0.0
Senegal	722	0.4	r 0.3	r 1.3	r 0.1	r 0.6	r 0.6	9.7	r 0.6	r 5.6	r 4.5	r 7.8	r 7.7
Seychelles	718	0.0	r 0.0	r 0.0	r 0.0	0.2	r 0.2	r 0.0	r 0.0	r 2.6	r 4.7
Sierra Leone	724	0.3	r 0.0	r 0.1	r 0.0	r 0.0	r 0.3	7.2	r 0.6	r 3.4	r 9.5	r 15.5	r 1.4
South Africa	199	335.9	r 32.4	r 44.1	r 57.4	r 44.8	r 51.7	201.0	r 58.0	r 71.6	r 77.5	r 74.7	r 76.4
Swaziland	734	0.2	r 0.0	r 1.4	r 0.3	r 0.5	r 0.0	10.4	r 4.9	r 2.7	r 2.5	r 4.3	r 2.8
Tanzania	738	9.0	r 0.5	r 7.6	r 0.7	r 0.7	r 2.2	2.7	r 0.1	r 1.6	r 0.5	r 0.3	r 0.2
Togo	742	1.7	r 0.8	r 7.2	r 2.6	r 0.0	r 0.8	0.0	r 0.0	r 0.0	r 0.0
Uganda	746	0.9	r 1.1	r 0.4	r 1.1	r 2.9	r 0.9	6.5	r 2.1	r 0.4	r 0.3	r 1.9	r 1.0
Zambia	754	0.8	r 0.8	r 0.0	r 0.3	r 0.2	r 0.2	0.0	r 0.0	r 0.0	r 0.0	r 0.0	r 0.0
Zimbabwe	698	59.3	r 0.3	r 0.4	r 1.8	r 0.0	r 0.2	1.1	r 1.7	r 0.2	r 0.2	r 0.2	r 0.3
Africa n.s.	799	0.2	r 0.0	r 0.0	r 0.2	r 0.0	r 0.6	3.1	r 0.2	r 0.6	r 0.3	r 0.2	r 0.4
Western Hemisphere	205	19,279.9	4,959.3	5,242.7	5,403.1	5,526.6	5,775.8	12,247.3	2,920.9	3,390.6	3,348.6	3,509.3	3,320.3
Anguilla	312	0.4	r 0.0	r 0.1	r 0.0	r 0.2	r 0.2	0.1	r 0.0	r 0.0	r 0.0	r 0.0	r 0.0
Antigua and Barbuda	311	1.2	r 0.2	r 0.4	r 0.6	r 0.7	r 0.2	0.2	r 0.2	r 0.0	r 0.0	r 0.1	r 0.3
Argentina	213	1,408.7	r 336.3	r 383.6	r 421.2	r 363.0	r 379.5	896.8	r 184.1	r 250.3	r 187.3	r 200.9	r 141.4
Aruba	314	8.6	r 1.9	r 3.8	r 3.0	r 4.8	r 4.2	1.0	r 0.6	r 0.3	r 0.2	r 0.4	r 0.6
Bahamas, The	313	47.4	r 3.2	r 9.8	r 3.5	r 2.6	r 3.7	124.2	r 0.1	r 0.2	r 16.9	r 1.2	r 1.2
Barbados	316	12.0	r 3.8	r 4.8	r 3.9	r 2.4	r 3.0	0.5	r 0.1	r 0.1	r 0.1	r 0.2	r 0.1
Belize	339	115.7	r 26.9	r 33.1	r 34.3	r 46.1	r 39.0	1.2	r 0.2	r 0.3	r 0.5	r 0.5	r 0.5
Bermuda	319	1.2	r 0.3	r 1.2	r 0.5	r 0.4	r 1.1	0.0	r 0.0	r 0.0	r 0.0

Mexico (273)

In Millions of U.S. Dollars

		Exports (FOB)						Imports (FOB)					
		2016	2017Q1	2017Q2	2017Q3	2017Q4	2018Q1	2016	2017Q1	2017Q2	2017Q3	2017Q4	2018Q1
Bolivia	218	156.3	r 45.0	r 55.2	r 44.7	r 41.9	r 40.8	29.8	r 5.6	r 6.7	r 6.6	r 6.3	r 5.2
Brazil	223	3,055.9	r 746.9	r 839.8	r 917.9	r 1,176.3	r 1,051.8	4,732.8	r 1,203.1	r 1,375.1	r 1,392.4	r 1,469.8	r 1,398.1
Chile	228	1,745.0	r 445.6	r 455.5	r 473.8	r 429.2	r 509.6	1,335.4	r 336.7	r 375.3	r 387.5	r 437.2	r 414.4
Colombia	233	3,066.5	r 824.7	r 806.5	r 808.1	r 724.6	r 869.4	1,097.9	r 438.9	r 448.7	r 370.9	r 415.8	r 446.1
Costa Rica	238	915.5	r 214.6	r 228.2	r 248.5	r 267.7	r 234.3	391.1	r 79.3	r 104.4	r 96.6	r 94.3	r 94.3
Curacao	354	6.9	r 2.6	r 3.4	r 3.5	r 4.9	r 3.2	14.6	r 2.9	r 1.5	r 0.5	r 1.1	r 1.5
Dominica	321	4.7	r 8.2	r 7.2	r 8.4	r 6.7	r 16.4	0.3	r 0.0	r 0.0	r 0.2	r 0.2	r 0.1
Dominican Republic	243	907.8	r 236.7	r 197.9	r 138.3	r 140.9	r 137.5	148.8	r 34.6	r 36.8	r 36.9	r 36.1	r 35.5
Ecuador	248	450.6	r 127.9	r 138.6	r 172.3	r 183.1	r 148.7	187.8	r 41.6	r 29.7	r 31.9	r 35.1	r 28.2
El Salvador	253	596.5	r 158.3	r 160.1	r 169.6	r 199.7	r 193.2	115.2	r 26.1	r 34.0	r 41.7	r 48.1	r 57.7
Greenland	326	1.1	0.0	r 0.0	r 0.0	r 0.0	r 0.0	r 0.0
Grenada	328	2.3	r 0.4	r 0.4	r 0.6	r 0.7	r 0.5	0.0	r 0.0	r 0.0	r 0.0	r 0.0	r 0.0
Guatemala	258	1,713.9	r 403.3	r 421.3	r 435.7	r 461.2	r 448.4	487.8	r 124.3	r 117.3	r 144.7	r 141.4	r 122.0
Guyana	336	14.1	r 3.6	r 5.2	r 3.1	r 2.9	r 3.0	9.6	r 2.2	r 3.1	r 15.1	r 21.8	r 7.3
Haiti	263	45.0	r 11.7	r 16.3	r 13.1	r 15.0	r 13.1	29.5	r 5.9	r 6.1	r 4.1	r 4.1	r 5.2
Honduras	268	585.8	r 150.1	r 159.7	r 163.0	r 173.5	r 177.6	426.5	r 98.6	r 103.4	r 108.1	r 96.6	r 92.9
Jamaica	343	206.0	r 53.8	r 75.7	r 57.1	r 42.4	r 84.1	3.4	r 0.4	r 0.6	r 0.4	r 0.5	r 0.4
Montserrat	351	0.0	r 0.0	r 0.0	r 0.0	r 0.0	r 0.0	0.1	r 0.2	r 8.0	r 1.4	r 0.7	r 0.0
Netherlands Antilles	353	5.4	r 0.8	r 1.2	r 0.9	r 18.8	r 1.3	3.5	r 3.1	r 0.0	r 2.6	r 0.0	r 0.1
Nicaragua	278	938.0	r 222.7	r 225.7	r 227.5	r 262.5	r 201.5	661.9	r 60.9	r 73.4	r 90.0	r 135.6	r 103.1
Panama	283	898.5	r 248.5	r 227.9	r 208.3	r 230.8	r 234.5	50.6	r 12.4	r 16.2	r 59.1	r 22.5	r 17.9
Paraguay	288	97.0	r 23.9	r 25.5	r 33.5	r 37.2	r 38.8	134.0	r 4.5	r 49.8	r 20.5	r 6.4	r 3.5
Peru	293	1,404.0	r 354.2	r 393.4	r 392.7	r 370.5	r 520.7	556.3	r 100.0	r 137.6	r 148.5	r 127.5	r 116.4
St. Kitts and Nevis	361	1.2	r 0.3	r 0.5	r 0.3	r 0.5	r 0.2	1.7	r 0.3	r 0.7	r 1.0	r 0.2	r 0.3
St. Lucia	362	9.1	r 1.6	r 1.1	r 0.9	r 0.8	r 0.7	0.1	r 0.0	r 0.0	r 0.0	r 0.0	r 0.0
St. Vincent & Grens.	364	1.6	r 0.2	r 0.2	r 0.2	r 0.2	r 0.3	0.9	r 0.0	r 0.0	r 0.2	r 0.0	r 0.0
Suriname	366	5.9	r 1.6	r 2.4	r 1.7	r 2.3	r 1.5	0.1	r 0.0	r 0.0	r 0.1	r 0.1	r 0.3
Trinidad and Tobago	369	81.9	r 16.4	r 17.0	r 24.5	r 21.9	r 19.7	291.9	r 41.1	r 83.1	r 55.1	r 84.6	r 118.6
Uruguay	298	168.1	r 43.9	r 43.0	r 50.5	r 83.8	r 54.0	338.0	r 85.6	r 95.0	r 93.1	r 95.9	r 86.2
Venezuela, Rep. Bol.	299	600.0	r 239.0	r 297.0	r 337.4	r 206.4	r 340.0	173.6	r 27.2	r 32.6	r 34.1	r 24.0	r 20.8
Other Countries n.i.e	910	324.8	77.6	89.1	94.8	100.2	96.6	16.0	2.5	4.8	3.8	3.7	2.9
Cuba	928	324.2	r 77.3	r 88.9	r 94.8	r 100.2	r 96.6	9.2	r 1.6	r 2.4	r 1.9	r 2.8	r 2.9
Korea, Dem. People's Rep.	954	0.6	r 0.2	r 0.2	r 0.1	r 0.0	6.7	r 0.9	r 2.4	r 2.0	r 0.9
Countries & Areas n.s.	898	432.5	r 113.2	r 113.2	r 162.7	r 174.5	r 161.0	424.8	r 134.3	r 111.8	r 117.7	r 123.1	r 133.8
Memorandum Items													
Africa	605	785.7	86.2	167.2	200.2	151.1	107.1	895.2	235.8	312.1	334.3	393.5	604.6
Middle East	405	678.5	146.1	156.1	181.2	234.8	217.5	539.7	133.0	184.6	237.8	221.4	194.5
European Union	998	19,160.5	4,815.5	5,292.6	6,201.7	6,822.4	6,472.5	42,384.0	10,771.9	12,366.9	12,984.1	12,750.4	13,289.3
Export earnings: fuel	080	5,417.3	1,477.0	1,559.3	1,638.0	1,497.1	1,728.8	3,805.5	1,089.4	1,217.9	1,207.8	1,119.2	1,203.8
Export earnings: nonfuel	092	368,529.4	93,231.8	101,098.2	100,213.5	108,686.3	103,513.2	383,259.0	96,389.3	101,741.3	106,692.7	110,910.5	105,814.7

Micronesia, Federated States of (868)

In Millions of U.S. Dollars

		Exports (FOB)						Imports (CIF)					
		2016	2017Q1	2017Q2	2017Q3	2017Q4	2018Q1	2016	2017Q1	2017Q2	2017Q3	2017Q4	2018Q1
IFS World	
World	001	46.0	22.2	24.3	39.7	25.1	35.0	493.1	158.4	175.4	242.7	250.0	169.4
Advanced Economies	110	1.4	0.3	3.0	2.7	2.9	3.0	132.1	52.0	46.5	68.7	62.9	48.1
Euro Area	163	0.4	0.0	0.0	0.1	0.0	0.0	0.6	0.1	0.0	0.0	0.1	0.0
Germany	134	e 0.1	e 0.0	e 0.0	e 0.0	0.3	r 0.1	r 0.0	r 0.0	r 0.0	r 0.0
Slovak Republic	936	e 0.0	0.1	r 0.0	r 0.0	r 0.0	r 0.0	r 0.0
Slovenia	961	0.1	r 0.0	r 0.0	r 0.0	r 0.0	r 0.0
Spain	184	e 0.3	e 0.0	e 0.0	e 0.1	e 0.0
Australia	193	e 0.0	e 0.0	e 0.0	17.1	r 3.6	r 3.4	r 3.9	r 4.2	r 4.1
China,P.R.: Hong Kong	532	3.6	r 0.9	r 0.9	r 0.9	r 0.9	r 0.9
Japan	158	r 0.1	r 2.5	r 2.0	r 1.8	r 2.2	12.6	r 6.5	r 6.1	r 13.9	r 11.1	r 7.0
Korea, Republic of	542	e 0.0	e 0.2	e 0.2	e 0.5	e 0.3	9.1	r 17.8	r 6.1	r 16.3	r 11.9	r 5.5
New Zealand	196	1.5	r 0.5	r 1.1	r 0.9	r 1.6	r 0.9
Singapore	576	e 0.0	e 0.0	9.1	r 2.3	r 2.5	r 3.7	r 2.6	r 3.0
Switzerland	146	e 0.0	1.0	r 0.3	r 0.3	r 0.3	r 0.3	r 0.3
United Kingdom	112	e 0.1	e 0.0	e 0.0	e 0.0	e 0.0	e 0.1	0.0	r 0.0	r 0.0	r 0.1	r 0.0	r 0.0
United States	111	0.9	r 0.2	r 0.3	r 0.4	r 0.6	r 0.4	77.4	r 20.0	r 26.0	r 28.7	r 30.3	r 26.5
Emerg. & Dev. Economies	200	44.6	21.9	21.3	37.0	22.2	32.0	327.9	93.5	107.9	139.9	150.9	99.6
Emerg. & Dev. Asia	505	44.3	21.7	21.2	33.7	21.3	29.8	325.7	92.9	107.2	139.0	149.9	98.8
China,P.R.: Mainland	924	e 0.4	e 1.1	e 2.6	e 4.7	e 2.6	e 3.4	11.9	r 3.8	r 6.9	r 9.0	r 12.0	r 5.6
Fiji	819	e 0.1	e 0.0	e 0.0	e 0.0	e 0.0	e 0.0	0.5	r 0.2	r 0.4	r 0.7	r 0.7	r 0.4
Guam	829	6.8	r 3.4	r 3.3	r 5.4	r 3.3	r 4.7	60.1	r 19.7	r 27.8	r 40.9	r 43.0	r 28.4
India	534	0.8	r 0.2	r 0.3	r 0.4	r 0.3	r 0.2
Indonesia	536	e 1.4	e 0.3	e 0.1	e 0.5	e 0.3	e 0.0	226.1	r 56.6	r 53.7	r 60.3	r 62.7	r 45.8
Malaysia	548	e 0.0	e 0.0	e 0.1	e 0.1	0.1	r 0.0	r 0.0	r 0.0	r 0.0	r 0.0
Marshall Islands	867	0.5	r 0.3	r 0.3	r 0.4	r 0.3	r 0.4	1.1	r 0.5	r 0.9	r 1.5	r 1.6	r 0.9
Palau	565	e 0.1	e 0.0	e 0.0	e 0.0	e 0.1	e 0.0	0.5	r 0.2	r 0.4	r 0.7	r 0.7	r 0.4
Papua New Guinea	853	0.1	r 0.0	r 0.0	r 0.1	r 0.1	r 0.1
Philippines	566	e 0.4	e 2.5	e 1.5	e 1.8	e 2.3	5.6	r 3.4	r 2.9	r 2.5	r 4.4	r 2.5
Samoa	862	0.1	r 0.0	r 0.0	r 0.1	r 0.1	r 0.0
Thailand	578	e 34.5	e 16.6	e 12.3	e 21.1	e 12.8	e 18.9	0.9	r 0.3	r 0.2	r 0.2	r 0.3	r 0.4
Vietnam	582	1.3	r 0.6	r 1.0	r 1.6	r 1.7	r 1.0
Asia n.s.	598	16.5	r 7.2	r 12.6	r 21.1	r 22.5	r 12.9
Europe	170	0.0	0.0	0.7	0.2	0.2	0.2	0.2	0.2
Emerg. & Dev. Europe	903	0.0	0.0	0.2	0.1	0.1	0.1	0.1	0.1
Hungary	944	0.2	r 0.1	r 0.1	r 0.1	r 0.1	r 0.1
CIS	901	0.4	0.1	0.1	0.1	0.1	0.1
Georgia	915	0.4	r 0.1	r 0.1	r 0.1	r 0.1	r 0.1
Mid East, N Africa, Pak	440	0.0	0.0	0.0	0.0	0.0	0.0	0.3	0.1	0.1	0.1	0.1	0.1
Morocco	686	0.2	r 0.0	r 0.0	r 0.0	r 0.0	r 0.0
Saudi Arabia	456	e 0.0	e 0.0	e 0.0	e 0.0	e 0.0	0.1	r 0.0	r 0.0	r 0.0	r 0.0	r 0.0
Sub-Saharan Africa	603	0.0	0.0	0.0	0.0	0.0	0.0	0.6	0.2	0.3	0.5	0.6	0.3
Gambia, The	648	0.2	r 0.1	r 0.1	r 0.2	r 0.3	r 0.1
Senegal	722	0.2	r 0.0	r 0.0	r 0.0	r 0.0	r 0.0
Africa n.s.	799	0.2	r 0.1	r 0.1	r 0.2	r 0.2	r 0.1
Western Hemisphere	205	0.3	0.2	0.1	3.3	0.9	2.2	0.6	0.1	0.1	0.2	0.1	0.2
Brazil	223	e 0.0	e 0.0	e 0.0	e 0.0	0.1	r 0.0	r 0.0	r 0.1
Chile	228	e 0.0	e 0.0	e 0.0	e 0.0	e 0.0	0.1	r 0.0	r 0.0	r 0.1	r 0.0	r 0.0
Ecuador	248	e 3.0	e 0.8	e 2.2	0.0	r 0.0	r 0.0	r 0.0	r 0.0	r 0.0
Mexico	273	e 0.3	e 0.2	e 0.1	e 0.3	e 0.0	e 0.0	0.3	r 0.0	r 0.0	r 0.0	r 0.1
Peru	293	0.2	r 0.0	r 0.0	r 0.0	r 0.0	r 0.0
Countries & Areas n.s.	898	33.1	r 13.0	r 21.1	r 34.1	r 36.2	r 21.7
Memorandum Items													
Africa	605	0.0	0.0	0.0	0.0	0.0	0.0	0.8	0.3	0.4	0.6	0.6	0.4
Middle East	405	0.0	0.0	0.0	0.0	0.0	0.0	0.1	0.0	0.0	0.0	0.0	0.0
European Union	998	0.5	0.0	0.0	0.1	0.0	0.1	0.9	0.2	0.1	0.1	0.1	0.1
Export earnings: fuel	080	0.0	0.0	0.0	3.0	0.9	2.2	0.1	0.0	0.0	0.0	0.0	0.0
Export earnings: nonfuel	092	46.0	22.2	24.3	36.7	24.2	32.8	493.0	158.4	175.4	242.7	250.0	169.4

Moldova (921)

In Millions of U.S. Dollars

		Exports (FOB)						Imports (CIF)					
		2016	2017Q1	2017Q2	2017Q3	2017Q4	2018Q1	2016	2017Q1	2017Q2	2017Q3	2017Q4	2018Q1
IFS World		2,044.6	528.2	500.0	623.4	773.5	678.2	4,020.2	1,030.7	1,150.7	1,257.4	1,392.7	1,326.2
World	001	2,010.8	513.3	496.0	589.7	778.8	679.2	4,031.2	1,053.6	1,136.7	1,258.1	1,388.8	1,419.7
Advanced Economies	110	735.3	197.2	173.2	219.0	301.5	277.1	1,330.4	349.7	390.5	402.7	418.4	522.4
Euro Area	163	515.6	139.3	115.2	153.0	228.4	209.5	1,001.7	270.0	296.7	310.5	316.3	357.7
Austria	122	27.2	r 6.8	r 7.5	r 8.7	r 17.9	r 10.5	73.7	r 16.7	r 18.4	r 22.2	r 22.9	r 24.2
Belgium	124	9.9	r 2.9	r 3.1	r 2.6	r 4.2	r 4.2	30.7	r 8.1	r 9.5	r 9.9	r 10.9	r 9.6
Cyprus	423	3.7	r 2.1	r 1.1	r 2.5	r 2.1	r 1.5	0.6	r 0.1	r 0.8	r 0.1	r 0.1	r 0.1
Estonia	939	3.4	r 0.5	r 0.8	r 1.0	r 1.3	r 1.0	4.3	r 0.9	r 1.4	r 1.4	r 1.6	r 1.2
Finland	172	1.0	r 0.0	r 0.1	r 0.0	r 0.1	r 0.0	11.9	r 1.4	r 5.1	r 3.9	r 2.9	r 2.6
France	132	44.7	r 13.4	r 8.3	r 6.4	r 22.7	r 16.8	90.0	r 37.3	r 23.6	r 24.1	r 27.6	r 49.0
Germany	134	126.6	r 35.8	r 34.4	r 42.0	r 54.0	r 53.3	316.4	r 87.8	r 90.3	r 110.0	r 102.5	r 117.6
Greece	174	29.5	r 6.8	r 3.6	r 9.9	r 9.2	r 8.5	19.5	r 4.8	r 9.1	r 7.3	r 4.4	r 1.9
Ireland	178	0.3	r 0.1	r 0.2	r 0.1	r 0.3	r 0.4	6.3	r 1.9	r 2.2	r 0.9	r 2.2	r 0.5
Italy	136	197.8	r 46.0	r 39.6	r 62.9	r 87.6	r 76.6	280.8	r 68.3	r 92.1	r 83.9	r 86.9	r 91.7
Latvia	941	5.3	r 1.3	r 1.0	r 1.6	r 2.4	r 1.8	8.8	r 1.9	r 1.9	r 2.2	r 2.8	r 2.2
Lithuania	946	7.5	r 2.0	r 1.5	r 2.0	r 3.6	r 2.2	14.3	r 3.5	r 2.6	r 2.8	r 3.6	r 2.4
Luxembourg	137	0.1	r 0.0	r 0.0	r 0.0	r 0.0	r 0.0	2.4	r 0.0	r 0.3	r 0.9	r 1.1	r 1.4
Malta	181	0.1	r 0.0	r 0.0	r 0.0	r 0.0	r 0.0	0.4	r 0.2
Netherlands	138	26.9	r 9.6	r 7.3	r 5.3	r 5.6	r 15.2	43.4	r 10.1	r 10.8	r 12.2	r 14.7	r 15.3
Portugal	182	5.5	r 5.0	r 0.5	r 0.0	r 0.3	r 0.3	12.5	r 3.6	r 3.1	r 3.6	r 3.5	r 4.8
Slovak Republic	936	6.8	r 1.4	r 2.2	r 2.9	r 3.5	r 3.5	18.3	r 4.9	r 6.3	r 6.8	r 6.2	r 7.0
Slovenia	961	0.4	r 0.1	r 0.1	r 0.1	r 0.1	r 0.1	17.5	r 4.1	r 4.5	r 3.7	r 5.1	r 4.5
Spain	184	18.8	r 5.7	r 4.0	r 4.8	r 13.5	r 13.5	50.0	r 14.4	r 14.5	r 14.7	r 17.1	r 21.5
Australia	193	0.3	r 0.1	r 0.1	r 0.1	r 0.1	r 0.1	0.7	r 0.5	r 0.1	r 0.0	r 0.4	r 0.6
Canada	156	2.4	r 0.7	r 0.9	r 1.6	r 1.6	r 1.4	4.3	r 1.1	r 2.2	r 0.7	r 2.3	r 2.8
China,P.R.: Hong Kong	532	0.2	r 0.3	r 0.1	r 0.1	r 0.2	r 0.1	3.3	r 0.1	r 0.2	r 0.3	r 0.4	r 0.2
Czech Republic	935	28.3	r 6.4	r 8.0	r 6.8	r 8.7	r 8.9	56.1	r 14.2	r 16.9	r 16.1	r 21.1	r 20.2
Denmark	128	1.1	r 0.6	r 0.1	r 0.5	r 0.4	r 0.7	12.0	r 3.4	r 3.2	r 4.3	r 3.7	r 3.9
Iceland	176	0.0	r 0.0	r 0.0	r 0.0	r 0.0	r 0.0	6.5	r 5.1	r 3.5	r 0.1
Israel	436	7.7	r 0.9	r 0.7	r 0.9	r 1.3	r 0.5	11.3	r 5.6	r 0.7	r 0.5	r 2.2	r 2.6
Japan	158	0.8	r 0.1	r 0.2	r 0.5	r 0.3	r 0.2	28.1	r 6.3	r 6.5	r 12.5	r 12.2	r 73.1
Korea, Republic of	542	0.3	r 0.1	r 0.0	r 0.1	r 0.1	r 0.1	21.4	r 3.9	r 7.2	r 7.7	r 7.2	r 9.6
New Zealand	196	0.0	r 0.0	r 0.0	r 0.0	r 0.0	r 0.0	0.7	r 0.0	r 0.2	r 0.4	r 0.7
Norway	142	0.5	r 0.0	r 0.0	r 0.1	r 0.1	r 0.1	6.3	r 1.3	r 2.3	r 1.6	r 2.6	r 3.2
San Marino	135	r 2.5	r 2.4	r 3.0	r 3.7	r 3.2	0.6	r 0.2	r 0.2	r 0.2	r 0.3	r 0.2
Singapore	576	0.3	r 0.0	r 0.1	r 0.1	r 0.1	r 0.1	2.0	r 1.5	r 0.1	r 0.0	r 0.0	r 0.2
Sweden	144	0.7	r 0.4	r 0.2	r 0.2	r 0.2	r 0.2	18.6	r 6.0	r 4.9	r 4.9	r 4.0	r 8.4
Switzerland	146	44.5	r 9.2	r 8.4	r 13.9	r 12.6	r 12.9	30.7	r 7.3	r 9.5	r 6.1	r 9.0	r 8.3
Taiwan Prov.of China	528	1.1	r 0.0	r 0.0	r 0.0	r 0.0	r 0.0	10.8	r 1.3	r 1.4	r 1.5	r 1.7	r 1.6
United Kingdom	112	114.3	r 32.7	r 32.5	r 32.2	r 38.9	r 32.5	62.0	r 14.3	r 14.7	r 15.8	r 12.4	r 15.0
United States	111	17.0	r 3.8	r 4.3	r 5.8	r 4.9	r 6.5	53.3	r 12.8	r 18.6	r 20.0	r 18.9	r 13.9
Emerg. & Dev. Economies	200	1,275.5	316.1	322.7	370.8	477.3	402.1	2,687.9	702.8	745.0	854.1	968.9	895.9
Emerg. & Dev. Asia	505	39.6	9.6	10.3	8.1	13.8	10.5	481.5	137.4	139.4	158.8	192.0	151.3
Bangladesh	513	1.4	r 0.3	r 0.0	6.9	r 3.3	r 1.4	r 3.5	r 0.8	r 0.4
Cambodia	522	0.5	r 0.0	r 0.0	r 0.0	r 0.0	r 0.0	0.8	r 0.2	r 0.2	r 0.2	r 0.2	r 0.2
China,P.R.: Mainland	924	14.5	r 3.0	r 3.6	r 5.2	r 7.1	r 6.9	393.7	r 98.3	r 115.0	r 128.3	r 163.7	r 124.4
India	534	1.9	r 0.9	r 0.0	r 0.1	r 0.1	22.4	r 7.5	r 6.7	r 6.9	r 5.8	r 7.4
Indonesia	536	3.9	r 0.3	r 0.4	r 0.8	r 3.3	r 1.3	4.7	r 3.3	r 2.3	r 0.1
Malaysia	548	10.4	r 3.3	r 4.5	6.5	r 9.7
Mongolia	948	0.3	r 0.1	r 0.0	r 0.0	r 0.2	r 0.1	0.0	r 0.0	r 0.0	r 0.0	r 0.0	r 0.0
Myanmar	518	4.6	r 1.2	r 1.0	r 1.1	r 1.3	r 1.1	0.1	r 0.0	r 0.1	r 0.1	r 0.1	r 0.1
Nepal	558	0.1	0.0	r 0.0	r 0.0	r 0.0	r 0.0	r 0.0
Philippines	566	0.3	r 0.1	1.9	r 0.5	r 0.7	r 2.7	r 0.0
Sri Lanka	524	1.3	r 0.3	r 0.3	r 0.1	r 0.2	r 0.1
Thailand	578	0.5	r 0.1	r 0.1	r 0.1	r 0.4	r 0.2	5.7	r 2.6	r 2.2	r 1.5	r 1.7	r 3.2
Vietnam	582	1.3	r 0.6	r 0.6	r 0.8	r 1.0	r 0.8	22.4	r 7.7	r 9.1	r 10.3	r 11.3	r 10.3
Asia n.s.	598	15.1	r 4.0	r 4.5	r 4.9	r 5.5	r 5.2
Europe	170	1,175.6	295.1	301.6	350.5	449.5	378.2	2,151.5	550.1	591.1	677.7	757.7	725.4
Emerg. & Dev. Europe	903	744.6	196.1	201.3	229.0	289.3	254.7	1,122.6	299.1	333.7	357.4	378.3	356.9
Albania	914	0.4	r 0.0	r 0.0	r 0.0	r 0.2	r 0.0	0.3	r 0.1	r 0.1	r 0.1	r 0.4	r 0.3

Moldova (921)

In Millions of U.S. Dollars

		Exports (FOB)						Imports (CIF)					
		2016	2017Q1	2017Q2	2017Q3	2017Q4	2018Q1	2016	2017Q1	2017Q2	2017Q3	2017Q4	2018Q1
Bosnia and Herzegovina	963	1.6	r 0.4	r 0.3	r 0.3	r 1.1	r 0.6	2.1	r 0.8	r 0.2	r 0.2	r 0.7	r 0.0
Bulgaria	918	76.0	r 21.0	r 16.3	r 19.6	r 21.2	r 13.6	57.6	r 9.5	r 21.9	r 21.0	r 21.7	r 15.1
Croatia	960	0.2	r 0.1	r 0.2	r 0.2	r 0.2	r 0.2	1.9	r 1.1	r 0.5	r 0.1	r 0.3	r 0.2
Faroe Islands	816	e 0.0	e 0.0	e 0.0	e 0.0	e 0.0	e 0.0	1.2	r 0.1	r 0.1	r 0.1	r 0.2	r 0.2
Gibraltar	823	0.4	r 0.2	r 0.2	r 0.3	r 0.3	r 0.3	0.0	r 0.0	r 0.0	r 0.0	r 0.0	r 0.0
Hungary	944	9.2	r 1.6	r 2.0	r 4.1	r 2.3	r 1.9	80.1	r 20.1	r 22.8	r 29.7	r 27.0	r 27.2
Kosovo	967	e 0.2	e 0.0	e 0.0	e 0.0	e 0.1	e 0.1	e 0.0	e 0.0	e 0.0	e 0.0	e 0.0	e 0.0
Macedonia, FYR	962	4.8	r 0.4	r 0.6	r 1.0	r 2.6	r 1.1	6.0	r 2.5	r 3.4	r 0.5	r 0.5	r 0.8
Montenegro	943	0.1	r 0.0	r 0.1	r 0.0	r 0.2	r 0.0	0.0	r 0.0	r 0.0	r 0.0	r 0.0	r 0.0
Poland	964	73.4	r 13.8	r 18.4	r 21.9	r 48.8	r 34.4	132.2	r 33.1	r 39.8	r 46.9	r 46.0	r 43.9
Romania	968	513.0	r 124.5	r 127.1	r 159.4	r 189.6	r 162.4	551.5	r 147.9	r 164.0	r 185.2	r 197.4	r 194.4
Serbia, Republic of	942	3.7	r 1.6	r 2.4	r 2.9	r 4.1	r 3.8	17.5	r 2.8	r 2.8	r 4.0	r 8.4	r 2.9
Turkey	186	61.5	r 32.5	r 33.6	r 19.3	r 18.7	r 36.2	272.0	r 81.1	r 78.1	r 69.4	r 75.7	r 71.8
CIS	901	431.1	99.0	100.3	121.5	160.2	123.5	1,029.0	251.0	257.4	320.3	379.3	368.5
Armenia	911	0.9	r 0.1	r 0.3	r 0.3	r 0.5	r 0.4	0.3	r 0.2	r 0.1	r 0.1	r 0.2	r 0.3
Azerbaijan, Rep. of	912	4.7	r 1.5	r 1.4	r 0.9	r 2.9	r 1.3	0.6	r 0.0	r 0.0	r 0.1	r 0.1	r 0.1
Belarus	913	103.5	r 20.1	r 29.4	r 27.1	r 33.5	r 26.0	101.3	r 25.8	r 25.7	r 32.6	r 30.4	r 21.4
Georgia	915	16.9	r 5.3	r 3.7	r 4.1	r 5.0	r 6.5	1.5	r 0.5	r 0.5	r 0.3	r 0.7	r 0.5
Kazakhstan	916	13.2	r 1.2	r 3.1	r 5.7	r 7.0	r 5.2	3.2	r 0.7	r 0.2	r 0.1	r 0.7	r 0.9
Kyrgyz Republic	917	1.8	r 0.3	r 0.3	r 0.3	r 0.4	r 0.4	0.1	r 0.0	r 0.1	r 0.1	r 0.1	r 0.1
Russian Federation	922	233.2	r 59.2	r 48.6	r 60.9	r 85.8	r 64.4	535.2	r 149.9	r 97.3	r 128.4	r 196.2	r 211.3
Tajikistan	923	0.5	r 0.1	r 0.1	r 0.1	r 0.1	r 0.1	0.0	r 0.0	r 0.0	r 0.0	r 0.0	r 0.0
Turkmenistan	925	1.1	r 0.1	r 0.1	r 0.2	r 0.2	0.0	r 0.0	r 0.0	r 0.0	r 0.0
Ukraine	926	49.7	r 9.7	r 12.1	r 20.6	r 23.1	r 17.7	383.9	r 73.0	r 132.2	r 157.0	r 148.9	r 131.9
Uzbekistan	927	5.6	r 1.3	r 1.1	r 1.4	r 1.7	r 1.6	2.8	r 0.8	r 1.3	r 1.7	r 2.0	r 2.0
Mid East, N Africa, Pak	440	56.5	10.0	9.5	10.7	12.3	11.8	18.9	4.4	4.2	8.2	8.1	6.0
Afghanistan, I.R. of	512	0.0	r 0.3	r 0.3	r 0.3	r 0.4	r 0.3	0.0	r 0.0	r 0.0	r 0.0	r 0.0	r 0.0
Algeria	612	r 0.2	r 0.0	r 0.0	r 0.0	r 0.0	0.0
Egypt	469	4.2	r 0.3	r 0.3	r 0.3	r 0.4	r 0.4	5.9	r 1.9	r 2.3	r 2.5	r 2.7	r 2.3
Iran, I.R. of	429	0.9	r 0.0	r 0.0	r 0.0	r 0.0	r 0.0	1.6	r 0.4	r 0.4	r 0.4	r 0.5	r 0.5
Iraq	433	26.3	r 2.9	r 2.7	r 3.4	r 4.2	r 3.7
Jordan	439	2.6	r 1.2	r 0.0	r 0.4	r 0.4	r 0.0	1.9	r 0.6	r 0.1	r 0.1	r 0.5	r 0.4
Lebanon	446	11.2	r 1.9	r 2.3	r 2.1	r 1.6	r 2.7	0.9	r 0.2	r 0.2	r 0.2	r 0.2
Libya	672	0.9	r 0.1	r 0.1	r 0.1	r 0.1	r 0.1	r 0.0	r 0.0	r 0.0	r 0.0	r 0.0
Morocco	686	0.1	r 0.1	r 0.3	r 0.1	r 0.3	r 0.5	3.3	r 0.3	r 1.8	r 2.0	r 0.1
Oman	449	0.8	r 0.3	r 0.1	r 0.2	r 0.2	r 0.2	0.0	r 0.0	r 0.0	r 0.0	r 0.0	r 0.0
Pakistan	564	0.9	r 0.1	r 0.1	r 0.1	r 0.5	r 0.2	2.1	r 0.1	r 0.4	r 1.8	r 0.5	r 0.8
Qatar	453	0.1	r 0.1	r 0.1	r 0.2	r 0.6	r 0.2	0.3	r 0.1	r 0.0
Saudi Arabia	456	1.8	r 0.6	r 1.2	r 1.1	r 0.9	r 1.1	0.8	r 0.2	r 0.6	r 0.4
Somalia	726	0.1	r 0.0	r 0.0	r 0.0	r 0.0	r 0.0	r 0.0	r 0.0	r 0.0	r 0.0	r 0.0
Sudan	732	0.2	r 0.3	r 0.3	r 0.3	r 0.3	r 0.3	0.0	r 0.0	r 0.0	r 0.0	r 0.0	r 0.0
Syrian Arab Republic	463	5.6	r 1.1	r 1.0	r 1.3	r 1.6	r 1.4	0.1	r 0.0	r 0.0	r 0.0	r 0.0	r 0.0
Tunisia	744	0.1	r 0.0	r 0.0	r 0.0	r 0.0	r 0.0	1.0	r 0.5	r 0.7	r 0.7	r 0.7
United Arab Emirates	466	0.8	r 0.5	r 0.6	r 0.7	r 0.6	r 0.6	1.1	r 0.4	r 0.4	r 0.5	r 0.6	r 0.5
Yemen, Republic of	474	0.1	r 0.0	r 0.0	r 0.0	r 0.1	r 0.0
Sub-Saharan Africa	603	3.0	0.9	0.7	0.9	1.1	1.1	6.4	0.9	0.9	1.3	3.1	6.3
Burkina Faso	748	0.1	r 0.0	r 0.0	r 0.0	r 0.0	r 0.0	0.0
Cabo Verde	624	0.1
Congo, Republic of	634	0.4	r 0.0	r 0.0	r 0.0	r 0.0	r 0.0
Côte d'Ivoire	662	0.5	r 0.1	r 0.1	r 0.1	r 0.2	r 0.2	1.5	r 0.2	r 0.1	r 0.1	r 0.1	r 0.2
Ethiopia	644	0.1	r 0.0	r 0.0	r 0.0	r 0.0	r 0.0
Ghana	652	0.5	r 0.1	r 0.1	r 0.2	r 0.2	r 0.2	1.6	r 0.5	r 0.5	r 0.6	r 0.6	r 0.6
Kenya	664	0.0	r 0.0	r 0.0	r 0.0	r 0.0	r 0.0	0.1	r 0.1	r 0.2	r 0.0	r 0.0
Madagascar	674	0.1	r 0.1	r 0.1	r 0.1	r 0.1	r 0.1
Mauritius	684	0.1	r 0.0	r 0.0	r 0.0	r 0.0	r 0.0
Nigeria	694	0.8	r 0.2	r 0.2	r 0.2	r 0.3	r 0.3	0.0	r 0.0	r 0.0	r 0.0	r 0.0	r 0.0
Senegal	722	0.3	r 0.1	r 0.1	r 0.1	r 0.1	r 0.1	0.1	r 0.0	r 0.0	r 0.0	r 0.0	r 0.0
South Africa	199	0.1	r 0.0	r 0.1	r 0.0	r 0.1	r 0.2	2.8	r 0.0	r 0.1	r 0.3	r 2.2	r 5.4
Swaziland	734	0.1	r 0.1	r 0.1	r 0.1	r 0.2	r 0.1	0.0	r 0.0	r 0.0	r 0.0	r 0.0	r 0.0
Zambia	754	r 0.2	0.0	r 0.0	r 0.0	r 0.0	r 0.0	r 0.0

Moldova (921)

In Millions of U.S. Dollars

		Exports (FOB)						Imports (CIF)					
		2016	2017Q1	2017Q2	2017Q3	2017Q4	2018Q1	2016	2017Q1	2017Q2	2017Q3	2017Q4	2018Q1
Zimbabwe	698	0.1	0.0	r 0.0	r 0.0	r 0.0	r 0.0	r 0.0
Western Hemisphere	205	0.9	0.5	0.6	0.5	0.6	0.5	29.6	10.0	9.3	8.1	8.0	6.8
Argentina	213	0.0	r 0.0	r 0.0	r 0.0	r 0.0	r 0.0	5.9	r 1.1	r 1.4	r 2.6	r 1.1	r 0.7
Bahamas, The	313	0.1	r 0.0	r 0.0	r 0.0	r 0.0	r 0.0
Barbados	316	e 0.0	e 0.1	e 0.0	0.0	r 0.0	r 0.0	r 0.0	r 0.0	r 0.0
Belize	339	0.3	0.0	r 0.0	r 0.0	r 0.0	r 0.0	r 0.0
Brazil	223	0.0	r 0.0	r 0.0	r 0.0	r 0.0	r 0.0	3.9	r 0.8	r 0.3	r 1.3	r 3.1	r 2.1
Chile	228	0.0	r 0.0	r 0.0	r 0.0	r 0.0	r 0.0	1.5	r 0.7	r 0.9	r 0.6
Colombia	233	0.0	r 0.0	r 0.0	r 0.0	r 0.0	r 0.0	0.8	r 1.1	r 0.0
Costa Rica	238	r 0.0	r 0.0	r 0.0	r 0.0	r 0.0	1.5	r 0.4	r 0.9	r 0.0
Dominican Republic	243	r 0.0	r 0.0	r 0.0	r 0.0	r 0.0	0.1	r 0.0	r 0.0	r 0.0	r 0.0	r 0.0
Ecuador	248	0.0	10.2	r 5.4	r 3.6	r 2.0	r 1.5	r 2.9
Greenland	326	e 0.0	e 0.0	e 0.0	e 0.0	e 0.0	e 0.0	0.1	r 0.0	r 0.0	r 0.0	r 0.0	r 0.0
Guatemala	258	0.1	r 0.0	r 0.0	r 0.0	r 0.0	r 0.0
Jamaica	343	0.2	r 0.0	r 0.0	r 0.0	r 0.0	r 0.0
Mexico	273	0.0	r 0.0	r 0.0	r 0.0	r 0.0	r 0.0	3.4	r 1.3	r 2.3	r 0.8	r 0.4	r 0.5
Panama	283	0.4	r 0.5	r 0.5	r 0.5	r 0.5	r 0.5	0.0	r 0.0	r 0.0	r 0.0	r 0.0	r 0.0
Peru	293	0.0	r 0.0	r 0.0	r 0.0	r 0.0	r 0.0	0.4	r 0.1	r 0.1	r 0.1	r 0.1	r 0.1
Trinidad and Tobago	369	0.1	r 0.0	r 0.0	r 0.0	r 0.0	r 0.0
Uruguay	298	r 0.0	r 0.0	r 0.0	r 0.1	r 0.0	1.0	r 0.4	r 0.2	r 0.1
Venezuela, Rep. Bol.	299	0.2	r 0.0	r 0.0	r 0.0	r 0.0	r 0.0
Other Countries n.i.e	910	0.0	0.1	0.0	0.0	0.0	0.0	0.0
Cuba	928	0.0	0.1	r 0.0	r 0.0	r 0.0	r 0.0	r 0.0
Countries & Areas n.s.	898	12.7	r 1.1	r 1.2	r 1.3	r 1.5	r 1.4
Memorandum Items													
Africa	605	3.3	1.6	1.4	1.3	1.8	1.9	10.7	1.4	1.2	3.8	5.9	7.2
Middle East	405	55.2	9.0	8.5	9.9	10.8	10.4	12.5	3.7	3.5	3.9	4.8	4.4
European Union	998	1,331.9	340.3	320.1	397.8	538.7	464.3	1,973.7	519.6	585.2	634.4	649.9	686.1
Export earnings: fuel	080	284.8	67.1	58.4	73.6	102.9	77.2	554.0	157.1	103.1	131.7	200.2	216.8
Export earnings: nonfuel	092	1,726.0	446.3	437.6	516.2	675.8	602.0	3,477.2	896.5	1,033.7	1,126.5	1,188.6	1,202.9

Mongolia (948)

In Millions of U.S. Dollars

		Exports (FOB)						Imports (CIF)					
		2016	2017Q1	2017Q2	2017Q3	2017Q4	2018Q1	2016	2017Q1	2017Q2	2017Q3	2017Q4	2018Q1
IFS World		4,916.3	1,299.9	1,805.9	1,477.1	1,617.8	1,482.4	3,358.1	776.2	1,154.4	1,200.2	1,204.7	1,130.5
World	001	4,908.3	1,299.9	1,805.9	1,477.1	1,617.8	1,482.4	3,350.2	776.1	1,154.3	1,200.1	1,204.6	1,130.5
Advanced Economies	110	941.6	85.5	199.0	284.4	264.4	173.0	1,087.0	234.6	378.1	320.8	363.1	315.0
Euro Area	163	87.5	9.4	18.0	22.2	15.6	8.6	252.0	52.1	78.3	79.7	91.6	72.3
Austria	122	0.8	r 0.2	r 0.5	r 0.2	r 0.4	r 0.1	11.3	r 0.9	r 2.8	r 2.5	r 3.9	r 1.7
Belgium	124	0.2	r 0.6	r 0.2	r 0.5	r 0.1	r 0.0	5.4	r 1.3	r 2.0	r 2.0	r 2.3	r 1.8
Cyprus	423	0.6	r 0.1	r 0.0	r 0.2	r 0.2	r 0.1
Estonia	939	0.0	r 0.0	0.4	r 0.0	r 0.1	r 0.1	r 0.1	r 0.2
Finland	172	0.1	r 0.0	r 0.1	r 0.1	r 0.0	r 0.0	13.0	r 2.3	r 2.9	r 4.8	r 7.4	r 4.5
France	132	6.9	r 0.6	r 1.5	r 2.9	r 0.8	r 0.7	19.5	r 3.4	r 7.3	r 10.8	r 11.0	r 6.0
Germany	134	43.4	r 2.6	r 3.1	r 3.3	r 2.6	r 5.0	120.0	r 23.2	r 35.1	r 31.4	r 38.6	r 33.0
Greece	174	1.3	r 0.1	r 0.4	r 0.6	r 0.2	r 0.2
Ireland	178	0.0	r 0.0	r 0.0	r 0.0	r 0.0	r 0.0	3.9	r 0.8	r 1.3	r 1.3	r 1.5	r 1.2
Italy	136	33.6	r 5.1	r 12.3	r 14.9	r 11.0	r 2.3	32.0	r 8.5	r 13.4	r 12.2	r 11.7	r 10.1
Latvia	941	0.0	1.6	r 0.1	r 0.5	r 0.3	r 0.4	r 0.4
Lithuania	946	0.2	r 0.0	r 0.1	r 0.1	1.2	r 0.6	r 0.7	r 0.8	r 0.8	r 0.6
Luxembourg	137	r 0.0	r 0.0	0.1	r 0.0	r 0.0	r 0.0	r 0.0	r 0.1
Netherlands	138	1.8	r 0.3	r 0.1	r 0.1	r 0.3	r 0.1	12.8	r 2.7	r 4.2	r 5.1	r 5.1	r 4.7
Portugal	182	0.0	r 0.0	r 0.0	0.7	r 0.1	r 0.2	r 0.2	r 0.3	r 0.2
Slovak Republic	936	r 0.0	1.6	r 0.3	r 0.7	r 0.6	r 0.7	r 0.4
Slovenia	961	0.0	12.2	r 3.6	r 2.4	r 3.4	r 3.6	r 3.3
Spain	184	0.3	r 0.1	r 0.1	r 0.1	r 0.4	r 0.2	14.4	r 4.1	r 4.1	r 3.3	r 3.7	r 3.8
Australia	193	1.2	r 0.1	r 0.0	r 0.3	r 3.0	r 1.0	21.9	r 5.4	r 9.6	r 11.6	r 10.0	r 10.3
Canada	156	3.7	r 0.2	r 0.4	r 0.5	r 1.3	r 0.5	19.2	r 3.1	r 3.8	r 7.9	r 15.0	r 7.1
China,P.R.: Hong Kong	532	10.5	r 0.2	r 2.2	r 1.6	r 8.3	r 9.0	14.3	r 1.0	r 3.6	r 2.2	r 1.2	r 0.9
Czech Republic	935	0.2	r 0.0	r 0.1	r 0.1	r 0.0	8.5	r 3.3	r 1.8	r 2.1	r 3.6	r 2.2
Denmark	128	0.0	r 0.0	r 0.0	r 0.0	r 0.0	r 0.0	4.3	r 0.5	r 10.6	r 3.0	r 17.2	r 4.5
Iceland	176	r 0.0	0.1	r 0.0	r 0.0	r 0.0
Israel	436	0.0	r 0.0	r 0.1	r 0.0	r 0.0	0.9	r 0.3	r 0.2	r 0.4	r 0.3	r 0.3
Japan	158	14.0	r 2.5	r 2.1	r 4.7	r 5.5	r 2.8	330.6	r 74.7	r 121.2	r 86.8	r 80.4	r 98.9
Korea, Republic of	542	8.5	r 1.0	r 1.1	r 4.2	r 5.3	r 1.8	197.9	r 35.7	r 56.2	r 54.0	r 51.5	r 46.8
New Zealand	196	0.0	r 0.0	r 0.0	r 0.0	r 0.0	8.6	r 1.5	r 2.1	r 1.0	r 2.7	r 2.9
Norway	142	0.3	r 0.0	r 0.0	r 0.3	r 0.1	r 0.0	0.5	r 0.1	r 0.2	r 0.1	r 0.1	r 0.1
Singapore	576	16.9	r 5.8	r 3.3	r 4.2	r 12.8	r 8.0	14.7	r 4.7	r 2.7	r 3.3	r 6.9	r 5.8
Sweden	144	0.3	r 0.0	r 0.3	r 0.1	r 0.1	r 0.0	25.4	r 10.5	r 3.2	r 4.9	r 14.2	r 7.6
Switzerland	146	1.0	r 0.0	r 0.4	r 0.1	r 0.2	r 0.1	10.0	r 6.8	r 2.9	r 1.5	r 2.3	r 4.0
Taiwan Prov. of China	528	r 6.8	r 6.6	r 7.4	r 5.4	r 8.1	10.6	r 1.1	r 2.4	r 2.2	r 1.4	r 1.6
United Kingdom	112	786.9	r 57.4	r 162.8	r 235.5	r 204.8	r 132.0	28.2	r 5.9	r 7.3	r 8.3	r 7.9	r 5.9
United States	111	10.5	r 1.9	r 1.3	r 3.2	r 1.9	r 1.2	139.4	r 27.9	r 72.0	r 51.8	r 56.9	r 44.0
Emerg. & Dev. Economies	200	3,965.0	1,213.8	1,606.8	1,192.7	1,352.1	1,308.4	2,262.7	541.4	776.1	879.1	841.5	815.2
Emerg. & Dev. Asia	505	3,897.2	1,201.7	1,588.0	1,166.9	1,322.2	1,287.0	1,206.9	257.3	420.7	452.8	457.5	399.8
Bangladesh	513	r 0.0	6.0	r 1.4	r 1.1	r 2.3	r 1.8	r 1.9
Cambodia	522	0.0	r 1.0	r 0.1	0.7	r 0.2	r 0.2	r 0.4	r 0.3	r 0.3
China,P.R.: Mainland	924	3,883.1	r 1,200.7	r 1,587.1	r 1,162.1	r 1,319.1	r 1,284.7	1,040.2	r 226.3	r 378.3	r 397.4	r 410.6	r 356.8
India	534	2.2	r 0.3	r 0.5	r 0.7	r 0.3	r 0.2	24.8	r 5.9	r 7.4	r 14.0	r 8.6	r 10.3
Indonesia	536	3.8	r 0.2	r 0.0	r 3.0	r 0.2	r 0.0	11.8	r 2.5	r 3.7	r 3.4	r 4.8	r 3.5
Malaysia	548	2.0	r 0.0	r 0.0	r 0.0	r 0.0	r 0.3	41.1	r 6.9	r 10.4	r 11.7	r 11.0	r 9.4
Myanmar	518	0.0	r 0.1	0.2	r 0.0	r 0.1	r 0.1	r 0.3	r 0.1
Philippines	566	0.2	r 0.0	r 0.2	4.0	r 0.6	r 1.5	r 1.9	r 2.7	r 1.3
Sri Lanka	524	0.0	1.2	r 0.2	r 0.4	r 0.3	r 0.4	r 0.3
Thailand	578	2.8	r 0.2	r 0.3	r 0.3	r 0.8	r 0.4	30.2	r 5.8	r 7.2	r 9.4	r 6.4	r 5.2
Vietnam	582	2.9	r 0.2	r 0.0	r 0.6	r 0.7	r 1.1	40.1	r 7.3	r 10.3	r 11.8	r 10.4	r 10.7
Asia n.s.	598	6.6	r 0.0
Europe	170	58.9	11.1	17.4	21.5	23.8	20.5	1,028.5	276.4	345.5	413.9	371.9	403.1
Emerg. & Dev. Europe	903	2.1	0.2	0.4	1.1	1.5	2.5	85.2	21.4	24.1	27.1	26.4	21.6
Albania	914	0.1	r 0.0	r 0.1	r 0.1	r 0.1	r 0.0
Bosnia and Herzegovina	963	0.1	r 0.0	r 0.0	r 0.0	r 0.0	r 0.0
Bulgaria	918	0.0	r 0.0	2.4	r 0.5	r 0.4	r 0.7	r 0.4	r 0.6
Croatia	960	0.2	r 0.1	r 0.1	r 0.2	r 0.1	r 0.1
Hungary	944	0.1	r 0.0	r 0.0	r 0.0	r 0.1	r 0.3	8.1	r 2.4	r 2.4	r 5.2	r 2.2	r 1.9

Mongolia (948)

In Millions of U.S. Dollars

		Exports (FOB)						Imports (CIF)					
		2016	2017Q1	2017Q2	2017Q3	2017Q4	2018Q1	2016	2017Q1	2017Q2	2017Q3	2017Q4	2018Q1
Macedonia, FYR	962	3.5	r 0.7	r 1.0	r 0.1	r 0.7	r 0.4
Poland	964	0.3	r 0.1	r 0.0	r 0.1	r 0.1	r 0.1	40.8	r 10.0	r 12.5	r 11.6	r 14.3	r 9.1
Romania	968	0.0	3.0	r 0.8	r 0.6	r 0.8	r 1.1	r 1.0
Serbia, Republic of	942	1.0	r 0.1	r 0.1	r 0.4	r 0.3	r 0.2
Turkey	186	1.8	r 0.1	r 0.3	r 1.1	r 1.3	r 2.1	26.0	r 6.8	r 7.0	r 8.0	r 7.3	r 8.3
CIS	901	56.8	10.9	17.0	20.4	22.3	17.9	942.6	255.0	321.4	386.7	345.5	381.5
Azerbaijan, Rep. of	912	0.0	0.1	r 0.0	r 0.1	r 0.0	r 0.0	r 0.1
Belarus	913	0.1	r 0.0	r 0.1	13.1	r 11.7	r 3.4	r 2.3	r 9.3	r 5.4
Georgia	915	0.0	r 0.0	1.0	r 0.1	r 0.3	r 0.1	r 0.7	r 0.4
Kazakhstan	916	0.7	r 0.1	r 0.5	r 0.7	r 1.2	r 0.6	29.3	r 8.5	r 8.3	r 8.1	r 9.2	r 7.0
Kyrgyz Republic	917	0.2	r 0.2	r 0.1	r 0.0	0.9	r 0.1	r 0.1	r 0.1	r 0.1	r 0.1
Moldova	921	0.6	r 0.2	r 0.1	r 0.1	r 0.4	r 0.3
Russian Federation	922	55.8	r 10.8	r 16.3	r 19.6	r 20.9	r 17.3	861.9	r 230.2	r 302.0	r 368.8	r 316.2	r 361.3
Ukraine	926	0.0	r 0.0	r 0.0	r 0.1	r 0.0	35.0	r 4.0	r 7.0	r 7.0	r 9.3	r 6.8
Uzbekistan	927	0.0	r 0.0	r 0.0	r 0.1	0.6	r 0.3	r 0.2	r 0.1	r 0.3	r 0.2
Europe n.s.	884	0.7
Mid East, N Africa, Pak	440	7.7	1.0	1.4	4.3	5.9	0.9	4.4	1.8	1.2	1.5	3.0	3.2
Bahrain, Kingdom of	419	r 0.0	r 0.1	r 0.0
Egypt	469	0.0	r 0.4	0.4	r 0.2	r 0.2	r 0.3	r 0.3	r 0.3
Iran, I.R. of	429	0.1	r 0.7	r 2.5	r 5.1	r 0.7	0.1	r 0.1	r 0.1	r 0.0	r 0.2	r 0.1
Jordan	439	0.0	0.1	r 0.1	r 0.1	r 0.0
Kuwait	443	0.1	r 0.0	r 0.1
Morocco	686	0.9	r 0.5	r 0.3	r 0.2	r 0.4	r 0.5
Pakistan	564	0.1	r 0.2	r 0.1	1.3	r 0.4	r 0.2	r 0.5	r 0.4	r 0.6
Qatar	453	0.3	r 0.0	r 0.0	r 0.2	r 0.1	0.0	r 0.2	r 0.1	r 0.0	r 0.0
Saudi Arabia	456	4.0	r 0.1	r 0.1	0.1	r 0.1	r 0.1	r 0.0	r 0.0	r 0.6
Tunisia	744	0.6	r 0.2	r 0.2	r 0.2	r 0.2	r 0.2
United Arab Emirates	466	3.2	r 0.3	r 1.4	r 1.2	r 0.0	r 0.2	0.9	r 0.2	r 0.1	r 0.2	r 1.4	r 0.8
Sub-Saharan Africa	603	1.1	0.0	0.1	0.0	0.0	1.8	0.5	0.6	1.3	0.9	1.3
Angola	614	0.3
Ethiopia	644	0.1	r 0.1	0.0	r 0.0	r 0.0	r 0.0	r 0.0	r 0.0
Kenya	664	0.6	0.0	r 0.0	r 0.0	r 0.0	r 0.0
Mali	678	0.0	r 0.1	r 0.0	r 0.0
Mauritius	684	r 0.0	0.0	r 0.0	r 0.0	r 0.0	r 0.0	r 0.3
Namibia	728	0.0	r 0.1	r 0.0
South Africa	199	0.1	r 0.0	r 0.0	1.5	r 0.3	r 0.5	r 1.3	r 0.9	r 1.1
Swaziland	734	0.2	r 0.0	r 0.0	r 0.0	r 0.0
Western Hemisphere	205	0.2	0.0	0.0	0.0	0.3	21.0	5.5	8.1	9.6	8.2	7.7
Antigua and Barbuda	311	r 0.1
Argentina	213	r 0.3	1.5	r 0.7	r 0.3	r 0.6	r 0.6	r 0.5
Aruba	314	0.1	0.0
Brazil	223	r 0.0	4.0	r 1.5	r 1.9	r 2.4	r 1.8	r 1.7
Chile	228	0.8	r 0.1	r 0.5	r 0.2	r 0.2	r 0.4
Costa Rica	238	0.1	r 0.0	r 0.0	r 0.0	r 0.0	r 0.1
Dominican Republic	243	0.1	r 0.0	r 0.0	r 0.0	r 0.0	r 0.0
Ecuador	248	0.5	r 0.2	r 0.3	r 0.3	r 0.2	r 0.1
El Salvador	253	0.0	r 0.0	r 0.2	r 0.2	r 0.0	r 0.7
Guatemala	258	4.3	r 1.5	r 1.9	r 0.6	r 1.3
Mexico	273	0.0	r 0.0	r 0.0	r 0.0	9.4	r 2.8	r 3.2	r 3.8	r 4.6	r 2.9
Peru	293	0.0	0.2	r 0.0	r 0.0	r 0.0	r 0.0	r 0.0
Other Countries n.i.e	910	1.7	0.6	0.0	1.3	1.0	0.4	0.1	0.1	0.2	0.0	0.3
Cuba	928	0.0	r 0.0	r 0.0	r 0.1	r 0.0	r 0.1
Korea, Dem. People's Rep.	954	1.7	r 0.6	r 0.0	r 1.3	r 1.0	0.4	r 0.1	r 0.1	r 0.1	r 0.0	r 0.2
Memorandum Items													
Africa	605	1.1	0.0	0.1	0.0	0.0	3.4	1.1	1.1	1.7	1.4	2.0
Middle East	405	7.6	1.0	1.4	4.1	5.8	0.9	1.5	0.8	0.5	0.6	2.0	1.9
European Union	998	875.3	67.0	181.3	258.1	220.8	140.9	372.8	86.0	117.3	116.4	152.5	105.1
Export earnings: fuel	080	64.4	11.9	18.2	24.4	27.4	18.7	893.0	239.5	311.0	377.6	327.4	370.0
Export earnings: nonfuel	092	4,843.9	1,288.0	1,787.7	1,452.7	1,590.3	1,463.7	2,457.2	536.6	843.3	822.5	877.2	760.4

Montenegro (943)

In Millions of U.S. Dollars

		Exports (FOB)						Imports (CIF)					
		2016	2017Q1	2017Q2	2017Q3	2017Q4	2018Q1	2016	2017Q1	2017Q2	2017Q3	2017Q4	2018Q1
IFS World		360.5	87.5	93.0	125.7	114.6	2,285.6	486.4	671.4	722.3	732.0
World	001	360.5	87.2	93.0	124.5	114.7	115.5	2,282.7	483.4	669.0	721.6	732.3	617.9
Advanced Economies	110	92.2	29.0	27.6	40.6	32.2	34.1	980.5	202.5	277.5	284.6	319.5	251.7
Euro Area	163	66.9	12.7	13.6	27.7	16.1	18.1	807.6	165.3	231.3	235.5	249.0	196.3
Austria	122	7.9	r 0.3	r 0.2	r 0.7	r 0.8	r 0.9	42.1	r 8.4	r 10.4	r 12.8	r 17.3	r 9.0
Belgium	124	0.5	r 0.2	r 0.2	r 0.1	r 0.3	r 0.3	13.6	r 3.4	r 3.5	r 2.9	r 3.4	r 3.2
Cyprus	423	0.2	r 0.1	r 0.1	r 0.2	r 0.1	r 0.1	2.1	r 0.1	r 0.6	r 0.2	r 0.1	r 0.0
Estonia	939	r 0.0	r 0.0	r 0.0	0.5	r 0.1	r 0.2	r 0.2	r 0.1	r 0.2
Finland	172	0.1	r 0.0	r 0.0	r 0.2	r 0.0	r 0.0	6.1	r 0.6	r 1.7	r 2.6	r 1.7	r 0.6
France	132	4.1	r 0.9	r 1.0	r 0.8	r 1.1	r 0.8	46.2	r 10.0	r 17.2	r 14.6	r 17.6	r 14.6
Germany	134	14.5	r 2.8	r 2.4	r 2.8	r 2.4	r 3.7	241.2	r 41.4	r 57.7	r 55.4	r 67.2	r 53.2
Greece	174	0.8	r 0.0	r 0.0	r 0.0	r 0.0	r 0.1	121.3	r 27.8	r 41.7	r 47.5	r 35.6	r 30.2
Ireland	178	r 0.0	r 0.0	r 0.0	r 0.0	3.0	r 7.5	r 1.1	r 1.6	r 1.0	r 1.3
Italy	136	19.3	r 3.4	r 4.1	r 3.6	r 3.7	r 4.1	169.8	r 32.8	r 51.2	r 51.5	r 55.4	r 45.0
Latvia	941	0.0	r 0.0	r 0.0	r 0.0	r 0.0	0.3	r 0.1	r 0.3	r 0.2	r 0.2	r 0.1
Lithuania	946	0.0	r 13.1	r 0.0	12.8	r 0.2	r 0.2	r 0.5	r 0.3	r 0.3
Luxembourg	137	0.2	r 0.0	r 0.0	r 0.0	r 0.0	r 0.0	1.7	r 0.7	r 0.3	r 0.2	r 0.2	r 0.2
Malta	181	0.7	r 0.2	r 0.1	r 0.0	r 0.0	0.1	r 0.0	r 0.0	r 0.1	r 0.0	r 0.0
Netherlands	138	1.1	r 0.3	r 0.3	r 0.4	r 0.9	r 0.3	36.1	r 8.4	r 10.2	r 10.8	r 12.2	r 11.9
Portugal	182	0.0	r 0.0	3.2	r 0.7	r 1.1	r 1.5	r 0.9	r 0.8
Slovak Republic	936	0.5	r 0.0	r 0.0	r 0.0	r 0.0	r 0.0	7.4	r 1.3	r 2.4	r 2.5	r 2.8	r 2.1
Slovenia	961	16.7	r 4.1	r 4.9	r 5.7	r 6.7	r 7.9	51.5	r 12.0	r 16.7	r 16.2	r 17.5	r 12.5
Spain	184	0.3	r 0.1	r 0.1	r 0.1	r 0.0	r 0.0	48.6	r 9.6	r 14.9	r 14.1	r 15.3	r 11.0
Australia	193	0.1	r 0.0	r 0.0	r 0.0	r 0.0	r 0.5	0.3	r 0.0	r 0.0	r 0.1	r 0.4	r 0.0
Canada	156	0.4	r 0.1	r 0.0	r 0.0	r 0.1	r 0.1	2.1	r 0.3	r 0.3	r 0.6	r 0.5	r 0.3
China,P.R.: Hong Kong	532	2.5	r 8.4	r 8.8	r 9.0	r 9.4	r 0.0	0.8	r 0.2	r 0.2	r 0.3	r 0.1	r 0.2
Czech Republic	935	6.6	r 3.0	r 0.7	r 0.5	r 0.3	r 4.4	28.9	r 9.3	r 8.1	r 9.5	r 8.0	r 8.6
Denmark	128	0.8	r 0.4	r 0.1	r 0.0	r 0.5	r 3.6	4.8	r 2.1	r 1.2	r 1.6	r 2.8	r 1.3
Iceland	176	r 0.0	0.3	r 0.0	r 0.0	r 0.2	r 0.1	r 0.0
Israel	436	0.2	r 0.0	r 0.0	r 0.0	3.0	r 0.2	r 0.5	r 0.2	r 0.5	r 0.8
Japan	158	2.4	r 0.4	r 0.4	r 0.2	r 0.2	r 0.0	20.6	r 4.5	r 6.4	r 5.7	r 25.3	r 5.2
Korea, Republic of	542	0.0	r 0.0	r 0.0	r 0.0	7.3	r 1.5	r 2.2	r 3.2	r 4.6	r 3.3
New Zealand	196	0.5	r 0.1	r 0.2	r 0.2	r 0.0	r 0.0
Norway	142	0.0	r 0.0	r 0.2	r 0.4	18.7	r 1.1	r 0.3	r 0.5	r 0.4	r 0.4
Singapore	576	0.1	r 0.0	r 0.0	0.6	r 0.1	r 0.3	r 0.4	r 0.1	r 0.1
Sweden	144	2.8	r 0.9	r 1.0	r 0.9	r 1.0	r 1.1	19.8	r 3.3	r 6.7	r 5.8	r 5.7	r 15.3
Switzerland	146	4.7	r 1.6	r 0.9	r 0.4	r 1.4	r 2.7	14.5	r 6.1	r 6.4	r 8.1	r 7.7	r 7.6
Taiwan Prov.of China	528	4.9	r 1.1	r 1.2	r 0.9	r 1.0	r 1.2
United Kingdom	112	3.6	r 1.1	r 1.5	r 1.4	r 2.1	r 2.9	18.1	r 4.1	r 6.8	r 6.2	r 7.4	r 5.7
United States	111	1.3	r 0.2	r 0.4	r 0.4	r 1.1	r 0.2	27.7	r 3.3	r 5.4	r 5.8	r 5.8	r 5.3
Emerg. & Dev. Economies	200	258.0	57.7	63.7	75.2	79.2	80.5	1,301.9	280.6	391.1	436.9	412.8	365.9
Emerg. & Dev. Asia	505	25.0	1.4	2.4	2.0	1.9	8.0	257.5	61.0	73.8	77.7	94.2	103.0
Bangladesh	513	3.3	r 0.1	7.5	r 2.2	r 2.0	r 3.0	r 1.5	r 2.3
Cambodia	522	1.4	r 0.5	r 0.3	r 0.7	r 0.3	r 0.5
China,P.R.: Mainland	924	21.1	r 1.4	r 2.2	r 1.9	r 1.9	r 8.0	204.8	r 45.9	r 60.8	r 62.2	r 82.6	r 86.7
India	534	0.0	r 0.0	r 0.0	12.7	r 3.6	r 2.7	r 3.1	r 2.5	r 3.1
Indonesia	536	0.3	r 0.2	r 0.0	6.5	r 1.5	r 1.7	r 2.0	r 1.4	r 2.2
Lao People's Dem.Rep	544	0.0	r 0.0	r 0.2	r 0.0	r 0.0	r 0.0
Malaysia	548	0.2	r 0.0	r 0.0	r 0.0	r 0.0	2.8	r 0.4	r 0.8	r 1.0	r 0.9	r 0.7
Myanmar	518	0.2	r 0.1	r 0.0	r 0.2	r 0.1	r 0.2
Philippines	566	r 0.0	r 0.0	0.7	r 0.1	r 0.2	r 0.2	r 0.2	r 0.2
Sri Lanka	524	0.0	r 0.0	0.4	r 0.1	r 0.1	r 0.1	r 0.1	r 0.1
Thailand	578	0.1	r 0.0	4.7	r 0.9	r 1.4	r 1.5	r 1.6	r 0.8
Vietnam	582	r 0.0	r 0.0	15.8	r 5.7	r 3.5	r 3.7	r 3.1	r 6.2
Europe	170	226.2	54.4	60.2	71.1	75.5	71.5	1,006.0	212.6	307.0	347.0	310.7	255.2
Emerg. & Dev. Europe	903	222.7	54.1	59.5	69.7	73.8	71.0	993.2	208.3	302.2	341.9	304.1	250.0
Albania	914	15.9	r 2.4	r 3.2	r 3.9	r 2.9	r 2.9	31.6	r 7.4	r 11.8	r 8.3	r 11.6	r 9.8
Bosnia and Herzegovina	963	29.3	r 12.2	r 11.6	r 14.1	r 15.5	r 8.1	123.5	r 33.3	r 41.0	r 53.7	r 45.2	r 38.9
Bulgaria	918	0.6	r 1.1	r 0.4	r 0.5	r 0.7	r 1.4	14.7	r 2.3	r 4.3	r 4.1	r 4.0	r 2.9
Croatia	960	2.5	r 0.5	r 0.8	r 0.8	r 1.0	r 0.8	122.7	r 24.8	r 37.1	r 45.0	r 41.9	r 37.8

Montenegro (943)

In Millions of U.S. Dollars

		Exports (FOB)						Imports (CIF)					
		2016	2017Q1	2017Q2	2017Q3	2017Q4	2018Q1	2016	2017Q1	2017Q2	2017Q3	2017Q4	2018Q1
Hungary	944	39.0	r 8.5	r 9.4	r 8.2	r 9.6	r 13.5	21.4	r 5.0	r 6.0	r 6.0	r 6.7	r 5.0
Kosovo	967	21.2	r 3.5	r 6.6	r 8.0	r 7.8	r 3.2	3.8	r 0.6	r 1.3	r 1.4	r 1.2	r 0.9
Macedonia, FYR	962	r 0.8	r 1.6	r 2.0	r 2.3	r 1.4	r 5.8	r 8.8	r 10.7	r 9.0	r 6.5
Poland	964	12.6	r 3.5	r 4.4	r 4.7	r 4.4	r 5.1	34.5	r 7.0	r 12.1	r 12.7	r 11.3	r 10.6
Romania	968	0.4	r 0.2	r 0.2	r 0.1	r 0.2	r 0.2	27.9	r 6.9	r 8.2	r 9.4	r 10.7	r 12.3
Serbia, Republic of	942	90.4	r 15.8	r 16.8	r 18.4	r 23.7	r 26.1	506.6	r 101.6	r 148.1	r 171.0	r 140.2	r 106.5
Turkey	186	5.7	r 5.8	r 4.8	r 9.0	r 5.7	r 8.2	77.0	r 13.6	r 23.6	r 19.4	r 22.2	r 18.8
CIS	901	3.5	0.3	0.7	1.5	1.7	0.5	12.8	4.3	4.7	5.1	6.5	5.1
Azerbaijan, Rep. of	912	0.3	r 0.0	0.0	r 0.0	r 0.0	r 0.0
Belarus	913	0.0	r 0.6	0.1	r 0.1	r 0.1	r 0.2	r 0.2	r 0.1
Georgia	915	0.0	r 0.0	r 0.0	r 0.0	0.0	r 0.1	r 0.0	r 0.0	r 0.1	r 0.1
Kazakhstan	916	0.1	r 0.1	0.1	r 0.0	r 0.0	r 0.0	r 0.0	r 0.0
Kyrgyz Republic	917	0.8	r 0.0	r 0.1	r 0.1	r 0.4	r 0.3
Moldova	921	0.0	0.2	r 0.1	r 0.1	r 0.1	r 0.4	r 0.1
Russian Federation	922	2.5	r 0.3	r 0.5	r 0.8	r 0.9	r 0.5	5.3	r 1.3	r 1.9	r 1.8	r 2.3	r 1.2
Ukraine	926	0.6	r 0.0	r 0.2	r 0.1	r 0.8	r 0.0	6.2	r 2.7	r 2.5	r 2.9	r 3.1	r 3.2
Uzbekistan	927	0.1	0.0	r 0.0	r 0.0	r 0.0	r 0.0
Europe n.s.	884	r 0.0	r 0.0	r 0.1	r 0.0
Mid East, N Africa, Pak	440	6.1	1.8	1.0	2.1	1.7	1.0	7.5	1.7	2.6	2.3	1.5	2.1
Afghanistan, I.R. of	512	r 1.2	r 0.0	0.0	r 0.0
Algeria	612	0.2	0.0	r 0.0	r 0.1	r 0.0	r 0.1
Egypt	469	2.3	r 0.7	r 1.0	r 0.4	r 1.0	r 0.8	1.0	r 0.2	r 0.8	r 0.4	r 0.2	r 0.5
Iran, I.R. of	429	0.7	r 0.1	r 0.2	r 0.1	r 0.1	r 0.3
Lebanon	446	0.1	r 0.0	r 0.0	r 0.0	r 0.0	r 0.0
Libya	672	0.4	0.0
Mauritania	682	0.1	r 0.0	r 0.0	r 0.0	r 0.0	r 0.0
Morocco	686	2.0	r 0.6	r 0.7	r 0.7	r 0.4	r 0.3
Pakistan	564	0.1	r 0.0	r 0.0	r 0.2	r 0.0	1.6	r 0.4	r 0.4	r 0.7	r 0.3	r 0.4
Saudi Arabia	456	1.0	r 0.4	r 0.1	0.1	r 0.0	r 0.0	r 0.0	r 0.0
Tunisia	744	1.3	r 0.2	r 0.3	r 0.3	r 0.3	r 0.4
United Arab Emirates	466	1.9	r 0.0	r 0.0	r 1.3	r 0.3	r 0.2	0.6	r 0.2	r 0.0	r 0.1	r 0.0	r 0.1
Sub-Saharan Africa	603	0.3	0.0	0.0	0.1	0.0	2.6	0.4	0.6	1.0	1.0	0.8
Cameroon	622	0.1	r 0.0	r 0.0
Equatorial Guinea	642	0.1	0.0
Ethiopia	644	0.1	0.0	r 0.0	r 0.0	r 0.0	r 0.0	r 0.0
Gabon	646	0.2
Kenya	664	0.1	r 0.0	r 0.0	r 0.0	r 0.0	r 0.1
Madagascar	674	0.1	r 0.0	r 0.0	r 0.0	r 0.0	r 0.0
Mauritius	684	0.1	r 0.1	r 0.0	r 0.1	r 0.0	r 0.1
Nigeria	694	0.1	r 0.1	r 0.0	0.0	r 0.0	r 0.0	r 0.0	r 0.0	r 0.0
South Africa	199	0.0	r 0.0	r 0.0	1.6	r 0.2	r 0.5	r 0.8	r 0.9	r 0.6
Togo	742	r 0.1
Zimbabwe	698	0.2	r 0.0	r 0.0	r 0.1	r 0.0	r 0.0
Western Hemisphere	205	0.5	0.1	0.0	0.0	28.3	4.9	7.2	8.8	5.4	4.9
Argentina	213	0.0	2.6	r 0.1	r 0.7	r 1.8	r 0.4	r 0.3
Bolivia	218	0.0	r 0.0	r 0.0	r 0.0	r 0.0	r 0.1
Brazil	223	r 0.0	13.6	r 2.4	r 2.9	r 3.3	r 2.0	r 1.7
Chile	228	0.5	r 0.0	r 0.2	r 0.1	r 0.1	r 0.1
Colombia	233	r 0.0	0.7	r 0.1	r 0.6	r 0.5	r 1.2	r 0.7
Costa Rica	238	r 0.0	0.9	r 0.2	r 0.4	r 0.2	r 0.4	r 0.5
Dominica	321	0.1	r 0.0	r 0.0	r 0.1	r 0.1	r 0.0
Ecuador	248	6.1	r 1.3	r 1.1	r 1.0	r 0.2	r 0.9
Falkland Islands	323	0.9	r 0.0	r 0.1	r 0.2	r 0.1	r 0.0
Guatemala	258	0.0	r 0.0	r 0.2	r 0.1	r 0.0	r 0.0
Mexico	273	0.4	r 0.1	r 0.0	r 0.0	2.2	r 0.4	r 1.0	r 1.1	r 0.8	r 0.5
Paraguay	288	0.1	r 0.3	r 0.0	r 0.1	r 0.0
Peru	293	r 0.0	0.3	r 0.0	r 0.1	r 0.1	r 0.1	r 0.0
Venezuela, Rep. Bol.	299	0.1	0.0	r 0.0	r 0.0	r 0.0	r 0.0
Other Countries n.i.e	910	0.0	0.3	0.2	0.4	0.1	0.0	0.0
Cuba	928	r 0.0	0.2	r 0.0	r 0.1	r 0.1	r 0.0	r 0.0

Montenegro (943)

In Millions of U.S. Dollars

		Exports (FOB)						Imports (CIF)					
		2016	2017Q1	2017Q2	2017Q3	2017Q4	2018Q1	2016	2017Q1	2017Q2	2017Q3	2017Q4	2018Q1
Korea, Dem. People's Rep.	954	0.1	r 0.2	r 0.3	r 0.0	r 0.0	r 0.0
Countries & Areas n.s.	898	10.3	r 0.5	r 1.7	r 8.6	r 3.3	r 0.9	0.0	r 0.3
Memorandum Items													
Africa	605	0.5	0.0	0.0	0.1	0.0	6.0	1.2	1.7	2.1	1.8	1.5
Middle East	405	5.7	0.7	1.0	2.1	1.4	1.0	2.5	0.5	1.0	0.6	0.4	1.0
European Union	998	135.8	31.8	32.0	44.9	35.8	51.2	1,100.3	230.1	321.7	335.9	347.5	295.8
Export earnings: fuel	080	6.5	0.3	0.6	2.5	1.5	0.7	13.8	3.0	3.9	3.6	4.1	3.4
Export earnings: nonfuel	092	354.0	86.9	92.4	122.0	113.2	114.8	2,268.8	480.4	665.1	718.0	728.2	614.5

Montserrat (351)

In Millions of U.S. Dollars

		Exports (FOB)						Imports (CIF)					
		2016	2017Q1	2017Q2	2017Q3	2017Q4	2018Q1	2016	2017Q1	2017Q2	2017Q3	2017Q4	2018Q1
IFS World		4.0	2.0	1.8	0.6	1.6	36.1	7.9	8.1	5.8	8.9
World	001	4.3	1.8	9.4	3.0	2.5	2.3	47.1	11.1	11.9	12.5	13.3	20.7
Advanced Economies	110	2.5	0.8	0.6	1.4	1.0	1.4	40.8	9.5	10.1	11.1	11.6	17.5
Euro Area	163	1.3	0.5	0.3	0.4	0.7	0.3	1.4	0.1	0.2	0.1	0.2	0.4
Austria	122	e 0.0	e 0.0	e 0.0	0.1	r 0.0	r 0.0	r 0.0	r 0.0	r 0.0
Belgium	124	e 0.4	e 0.1	e 0.1	e 0.1	e 0.1	e 0.1	0.3	r 0.1	r 0.0	r 0.0	r 0.3
France	132	0.8	r 0.3	r 0.2	r 0.3	r 0.2	r 0.1	0.5	r 0.0	r 0.0	r 0.0	r 0.0
Ireland	178	e 0.1	e 0.0	0.0	r 0.0
Italy	136	e 0.0	e 0.1	e 0.0	e 0.0	e 0.3	e 0.0	0.0	r 0.0	r 0.0	r 0.0	r 0.0
Netherlands	138	0.3	r 0.1	r 0.1	r 0.1	r 0.1	r 0.0
Portugal	182	0.1
Spain	184	e 0.0	e 0.0	e 0.0	0.1	r 0.0	r 0.0	r 0.0	r 0.0	r 0.0
Canada	156	0.0	r 0.0	r 0.0	r 0.0	r 0.0	r 0.0	0.9	r 0.2	r 0.4	r 0.2	r 0.3	r 0.3
Denmark	128	e 0.0	e 0.0	e 0.0	0.1	r 0.0	r 0.0	r 0.0	r 0.0
Japan	158	1.0	r 0.4	r 0.4	r 0.3	r 0.3	r 0.2
Korea, Republic of	542	e 0.0	e 0.0	e 0.0	e 0.1	0.0	r 0.0	r 0.0	r 0.0	r 0.0	r 0.0
Singapore	576	e 0.0	e 0.0	e 0.0	e 0.1	0.1	r 0.0	r 0.0	r 0.0	r 0.0	r 2.8
Switzerland	146	r 0.3	0.0	r 0.0	r 0.0	r 0.0	r 0.0	r 0.0
United Kingdom	112	0.0	r 0.0	r 0.0	r 0.0	r 0.0	r 0.0	4.7	r 0.1	r 0.0	r 0.2	r 0.1	r 0.3
United States	111	1.1	r 0.3	r 0.3	r 0.6	r 0.4	r 0.9	32.6	r 8.6	r 8.9	r 10.2	r 10.6	r 13.3
Emerg. & Dev. Economies	200	1.8	1.0	8.8	1.7	1.4	0.8	6.3	1.7	1.7	1.3	1.7	3.2
Emerg. & Dev. Asia	505	0.1	0.1	0.1	0.0	0.1	0.1	0.4	0.2	0.1	0.1	0.1	0.2
China,P.R.: Mainland	924	e 0.0	e 0.0	e 0.0	e 0.0	e 0.0	0.4	r 0.2	r 0.1	r 0.1	r 0.1	r 0.2
Marshall Islands	867	0.1	r 0.0	r 0.0	r 0.0	r 0.0	r 0.1
Mid East, N Africa, Pak	440	0.0	0.0	0.0	0.0	0.0	0.0	0.1	0.0	0.0	0.0	0.0	0.1
United Arab Emirates	466	e 0.0	e 0.0	e 0.0	e 0.0	0.1	r 0.0	r 0.0	r 0.0	r 0.0	r 0.1
Sub-Saharan Africa	603	0.1	0.0	0.0	0.0	0.1	0.0	0.0	0.0	0.0	0.1	0.0	0.0
South Africa	199	e 0.0	e 0.0	e 0.0	e 0.0	r 0.0	r 0.1
Togo	742	0.1	r 0.0	r 0.0	r 0.0	r 0.0	r 0.0
Zambia	754	e 0.1
Western Hemisphere	205	1.6	0.9	8.7	1.6	1.2	0.7	5.7	1.4	1.5	1.2	1.6	2.9
Anguilla	312	0.3	r 0.1	r 0.1	r 0.0	r 0.1	r 0.1	0.1	r 0.0	r 0.0	r 0.0	r 0.0	r 0.1
Antigua and Barbuda	311	0.2	r 0.1	r 0.1	r 0.0	r 0.1	r 0.1	0.5	r 0.1	r 0.1	r 0.1	r 0.1	r 0.3
Argentina	213	0.1	r 0.0	r 0.0	r 0.0	r 0.0	r 0.0
Aruba	314	0.1	r 0.0	r 0.0	r 0.0	r 0.0	r 0.0	0.0	r 0.0	r 0.0	r 0.0	r 0.0	r 0.0
Barbados	316	r 0.0	r 0.0	r 0.0	r 0.0	r 0.0	0.4	r 0.2	r 0.2	r 0.2	r 0.2	r 0.2
Brazil	223	e 0.0	0.1	r 0.0	r 0.1	r 0.1	r 0.0	r 0.0
Curacao	354	0.3	r 0.1	r 0.1	r 0.1	r 0.1	r 0.2
Dominica	321	0.0	r 0.0	r 0.0	r 0.0	r 0.0	r 0.0	0.2	r 0.0	r 0.0	r 0.0	r 0.0	r 0.1
Guyana	336	0.1	r 0.0	r 0.1	r 0.0	r 0.1	r 0.0
Honduras	268	e 0.0	0.1	r 0.0	r 0.0	r 0.0	r 0.0	r 0.0
Jamaica	343	0.6	r 0.1	r 0.1	r 0.1	r 0.1	r 0.3
Mexico	273	e 0.1	e 0.2	e 8.0	e 1.4	e 0.7	e 0.0	0.0	r 0.0	r 0.0	r 0.0	r 0.0	r 0.0
St. Kitts and Nevis	361	0.6	r 0.3	r 0.3	r 0.1	r 0.2	r 0.3	0.4	r 0.1	r 0.1	r 0.1	r 0.1	r 0.2
St. Vincent & Grens.	364	0.3	r 0.1	r 0.1	r 0.0	r 0.1	r 0.1
Trinidad and Tobago	369	0.3	r 0.1	r 0.1	r 0.0	r 0.1	r 0.1	2.3	r 0.5	r 0.5	r 0.4	r 0.6	r 1.2
Countries & Areas n.s.	898	0.1	r 0.0	r 0.0	r 0.0	r 0.0	r 0.0
Memorandum Items													
Africa	605	0.1	0.0	0.0	0.0	0.1	0.0	0.0	0.0	0.0	0.1	0.0	0.0
Middle East	405	0.0	0.0	0.0	0.0	0.0	0.0	0.1	0.0	0.0	0.0	0.0	0.1
European Union	998	1.3	0.5	0.3	0.4	0.7	0.3	6.2	0.2	0.3	0.4	0.3	0.7
Export earnings: fuel	080	0.3	0.1	0.1	0.0	0.1	0.1	2.4	0.5	0.6	0.4	0.6	1.3
Export earnings: nonfuel	092	4.0	1.7	9.3	3.0	2.3	2.1	44.7	10.6	11.3	12.1	12.7	19.4

Morocco (686)

In Millions of U.S. Dollars

		Exports (FOB)						Imports (CIF)					
		2016	2017Q1	2017Q2	2017Q3	2017Q4	2018Q1	2016	2017Q1	2017Q2	2017Q3	2017Q4	2018Q1
IFS World	
World	001	22,825.7	6,280.9	6,086.9	5,781.0	6,436.6	7,175.1	41,686.3	10,743.6	11,250.1	10,578.5	11,995.1	12,889.8
Advanced Economies	110	16,148.7	4,705.0	4,275.0	4,111.7	4,362.0	5,410.5	26,919.6	7,141.9	7,348.4	6,708.9	7,897.8	8,141.7
Euro Area	163	13,460.5	3,973.0	3,666.0	3,340.2	3,746.0	4,512.9	20,396.6	5,299.7	5,429.5	5,076.5	6,079.3	6,139.6
Austria	122	164.3	r 42.1	r 43.7	r 38.8	r 43.5	r 53.4	171.9	r 43.0	r 48.9	r 49.8	r 68.7	r 72.0
Belgium	124	350.8	r 102.8	r 84.4	r 85.0	r 92.6	r 108.0	641.4	r 134.5	r 142.1	r 152.3	r 167.8	r 194.0
Cyprus	423	1.4	r 0.4	r 0.5	r 0.6	r 0.3	r 0.4	1.6	r 0.2	r 0.5	r 0.2	r 0.3	r 2.0
Estonia	939	0.9	r 0.6	r 0.3	r 0.7	r 42.9	r 1.0	41.1	r 8.2	r 17.5	r 4.8	r 4.5	r 3.1
Finland	172	6.4	r 0.8	r 1.0	r 2.0	r 1.6	r 0.7	209.3	r 75.1	r 39.7	r 36.0	r 106.4	r 262.9
France	132	4,810.3	r 1,529.4	r 1,484.4	r 1,150.2	r 1,397.9	r 1,815.1	5,516.6	r 1,272.9	r 1,305.3	r 1,205.9	r 1,637.4	r 1,488.2
Germany	134	629.4	r 176.9	r 140.1	r 163.4	r 158.6	r 222.0	2,450.9	r 709.2	r 703.5	r 601.8	r 638.7	r 639.8
Greece	174	48.0	r 9.1	r 7.4	r 9.7	r 26.3	r 3.0	86.7	r 42.8	r 15.6	r 15.1	r 14.2	r 49.8
Ireland	178	155.0	r 39.7	r 38.8	r 27.5	r 41.7	r 42.2	117.7	r 27.4	r 32.9	r 67.8	r 28.8	r 31.8
Italy	136	1,057.4	r 310.2	r 284.5	r 269.3	r 238.4	r 318.1	2,263.7	r 608.7	r 623.1	r 640.9	r 748.3	r 721.9
Latvia	941	7.3	r 1.5	r 0.8	r 0.5	r 0.9	r 0.6	33.1	r 1.1	r 0.9	r 2.0	r 1.3	r 0.7
Lithuania	946	12.4	r 0.6	r 0.1	r 0.4	r 2.3	r 1.3	32.1	r 20.0	r 30.0	r 19.4	r 25.1	r 8.0
Luxembourg	137	5.8	r 1.2	r 1.0	r 1.1	r 0.8	r 1.9	16.9	r 3.1	r 6.0	r 4.9	r 5.5	r 7.3
Malta	181	10.5	r 1.3	r 4.3	r 7.8	r 2.3	r 0.9	2.7	r 0.6	r 0.6	r 0.4	r 0.8	r 0.2
Netherlands	138	502.8	r 155.6	r 127.0	r 86.8	r 126.7	r 171.5	796.1	r 183.9	r 146.1	r 134.2	r 274.7	r 216.8
Portugal	182	316.5	r 85.5	r 82.8	r 81.9	r 104.5	r 101.6	1,225.4	r 342.1	r 354.7	r 296.9	r 342.3	r 301.9
Slovak Republic	936	25.6	r 9.2	r 10.7	r 7.9	r 11.5	r 14.9	193.2	r 45.7	r 51.8	r 41.3	r 41.0	r 41.9
Slovenia	961	20.8	r 3.5	r 5.7	r 3.7	r 7.4	r 12.7	47.5	r 12.8	r 13.0	r 9.7	r 12.5	r 11.5
Spain	184	5,334.9	r 1,502.6	r 1,348.5	r 1,402.8	r 1,445.7	r 1,643.5	6,548.5	r 1,768.4	r 1,897.5	r 1,793.0	r 1,961.2	r 2,085.6
Australia	193	77.4	r 3.4	r 6.1	r 4.5	r 5.4	r 4.0	27.7	r 6.9	r 15.9	r 15.7	r 7.0	r 6.0
Canada	156	166.3	r 37.0	r 33.6	r 37.0	r 56.3	r 36.2	408.5	r 123.7	r 184.2	r 42.6	r 70.4	r 161.1
China,P.R.: Hong Kong	532	8.3	r 1.8	r 2.0	r 2.1	r 2.8	r 3.1	23.1	r 4.8	r 4.5	r 5.3	r 6.4	r 5.8
China,P.R.: Macao	546	0.0	r 0.0	r 0.0	r 1.1	0.6	r 0.0	r 0.2	r 0.0	r 0.0	r 0.0
Czech Republic	935	76.4	r 21.6	r 19.2	r 11.8	r 21.0	r 27.0	243.8	r 81.8	r 67.8	r 75.0	r 82.1	r 115.1
Denmark	128	33.3	r 6.0	r 8.0	r 11.8	r 10.1	r 5.3	74.4	r 19.8	r 25.9	r 32.6	r 111.7	r 36.8
Iceland	176	2.6	r 0.7	r 0.1	r 0.4	r 1.1	r 1.1	6.1	r 0.1	r 0.0	r 0.1	r 4.1	r 0.6
Japan	158	189.0	r 60.5	r 39.5	r 58.0	r 39.6	r 64.3	511.3	r 159.1	r 100.3	r 110.9	r 84.3	r 85.0
Korea, Republic of	542	85.9	r 23.4	r 19.3	r 30.7	r 32.2	r 20.1	789.7	r 148.8	r 128.2	r 110.8	r 100.4	r 114.2
New Zealand	196	51.4	r 4.2	r 16.6	r 0.2	r 6.2	r 5.5	66.2	r 24.2	r 14.5	r 12.7	r 18.7	r 19.1
Norway	142	56.3	r 15.3	r 12.2	r 11.2	r 9.8	r 9.1	40.8	r 45.0	r 33.8	r 26.8	r 37.8	r 68.5
Singapore	576	248.3	r 65.1	r 68.9	r 69.0	r 67.5	r 70.9	102.8	r 21.7	r 22.9	r 25.6	r 26.5	r 25.6
Sweden	144	66.3	r 9.2	r 10.1	r 9.5	r 10.4	r 54.8	420.5	r 153.6	r 116.9	r 92.5	r 103.5	r 110.7
Switzerland	146	139.2	r 35.3	r 48.6	r 37.4	r 35.7	r 31.9	262.7	r 64.3	r 67.7	r 68.7	r 81.6	r 84.9
Taiwan Prov.of China	528	22.8	r 8.9	r 7.0	r 9.4	r 10.7	r 11.8	94.4	r 23.0	r 26.0	r 26.3	r 48.3	r 35.5
United Kingdom	112	669.7	r 155.7	r 145.9	r 129.4	r 92.1	r 188.2	797.4	r 219.0	r 237.4	r 260.0	r 286.5	r 318.5
United States	111	795.0	r 284.0	r 171.9	r 349.2	r 215.1	r 363.2	2,653.0	r 746.3	r 872.7	r 726.7	r 749.2	r 814.7
Emerg. & Dev. Economies	200	6,450.4	1,513.4	1,746.5	1,602.4	1,999.3	1,668.4	14,616.1	3,559.7	3,860.7	3,820.7	4,056.4	4,705.6
Emerg. & Dev. Asia	505	1,203.1	242.6	271.1	296.3	371.3	301.7	5,185.0	1,311.3	1,332.8	1,376.6	1,375.9	1,794.7
American Samoa	859	0.1	r 0.2
Bangladesh	513	134.4	r 23.2	r 7.9	r 2.8	r 51.4	r 0.0	33.6	r 9.8	r 10.4	r 12.6	r 10.6	r 15.9
Bhutan	514	0.1	r 0.0
Cambodia	522	8.3	r 0.0	r 0.0	r 0.1	r 0.1	r 0.1	4.3	r 2.0	r 0.9	r 2.0	r 1.4	r 2.0
China,P.R.: Mainland	924	228.2	r 51.6	r 85.5	r 63.8	r 104.8	r 81.8	3,802.7	r 954.3	r 997.6	r 1,081.8	r 1,053.5	r 1,428.2
Fiji	819	0.1
F.T. French Polynesia	887	0.6	r 0.2	r 0.2	r 0.1	r 0.2	r 0.3	r 0.0	r 0.0
F.T. New Caledonia	839	1.6	r 0.2	r 0.5	r 0.4	r 0.5	r 0.1	0.0	r 0.0
India	534	758.1	r 128.9	r 146.7	r 216.9	r 197.7	r 201.7	634.1	r 171.2	r 154.4	r 128.6	r 162.1	r 176.9
Indonesia	536	25.1	r 14.6	r 9.1	r 3.4	r 5.0	r 8.3	172.8	r 38.3	r 38.0	r 31.4	r 25.3	r 25.3
Lao People's Dem.Rep	544	0.5	r 0.0	r 0.0	r 0.0
Malaysia	548	9.9	r 0.7	r 5.1	r 1.4	r 1.7	r 1.2	96.2	r 27.8	r 23.7	r 24.0	r 26.1	r 25.1
Maldives	556	0.0	r 0.0	r 0.0	r 0.1	r 0.0	0.0	r 0.1	r 0.0
Marshall Islands	867	0.0	0.7	r 0.0
Mongolia	948	0.0	r 0.0	r 0.0	r 0.1	0.0	r 0.1	r 0.0
Myanmar	518	2.4	r 12.4	r 1.5	r 0.0	r 0.1	r 0.2	0.6	r 0.2	r 0.1	r 0.2	r 0.3	r 0.4
Nepal	558	0.0	r 0.0	0.1	r 0.0	r 0.0	r 0.0	r 0.0	r 0.0
Papua New Guinea	853	0.0	r 0.0	r 0.0	r 0.0	r 0.2

Morocco (686)

In Millions of U.S. Dollars

		Exports (FOB)						Imports (CIF)					
		2016	2017Q1	2017Q2	2017Q3	2017Q4	2018Q1	2016	2017Q1	2017Q2	2017Q3	2017Q4	2018Q1
Philippines	566	7.4	r 0.1	r 5.5	r 0.1	r 0.4	r 0.0	19.4	r 6.5	r 7.5	r 6.5	r 6.6	r 5.9
Sri Lanka	524	0.3	r 0.5	r 1.8	r 2.9	r 1.1	r 1.1	8.8	r 2.0	r 3.2	r 3.2	r 2.0	r 2.5
Thailand	578	16.6	r 7.9	r 5.9	r 3.4	r 5.3	r 3.0	139.8	r 37.2	r 39.0	r 35.8	r 42.6	r 43.4
Vietnam	582	9.8	r 2.3	r 1.4	r 0.9	r 2.8	r 3.9	271.2	r 61.8	r 57.9	r 50.4	r 45.3	r 68.6
Asia n.s.	598	0.1	r 0.1	r 0.1	0.0	r 0.0	r 0.0	r 0.0	r 0.0
Europe	170	1,476.9	386.7	312.4	311.8	470.9	383.0	4,607.7	1,027.6	1,309.0	1,093.6	1,359.8	1,634.8
Emerg. & Dev. Europe	903	1,267.6	320.1	288.7	294.1	283.6	292.1	3,117.4	796.0	952.8	721.0	883.2	989.1
Albania	914	4.3	r 0.2	r 0.9	r 1.0	r 0.5	r 0.3	0.6	r 0.1	r 0.2	r 0.3	r 1.2	r 0.2
Bosnia and Herzegovina	963	2.0	r 0.9	r 0.7	r 1.1	r 2.1	r 1.1	18.6	r 3.3	r 0.2	r 1.5	r 0.4	r 0.3
Bulgaria	918	96.4	r 21.1	r 26.6	r 40.6	r 36.2	r 36.1	91.5	r 32.1	r 39.6	r 19.9	r 26.9	r 33.0
Croatia	960	21.1	r 1.5	r 4.6	r 4.0	r 7.5	r 3.0	9.1	r 22.1	r 35.7	r 3.4	r 45.3	r 1.9
Faroe Islands	816	0.9
Gibraltar	823	0.1	r 0.0	r 0.0	r 0.0	r 0.0	3.3	r 0.2	r 8.0	r 4.2	r 0.0	r 3.3
Hungary	944	33.4	r 6.9	r 7.8	r 6.8	r 8.1	r 11.0	177.0	r 38.3	r 68.4	r 45.2	r 38.8	r 69.0
Kosovo	967	0.7	r 0.2	r 0.1	r 0.1	r 21.0	r 0.3	0.0
Macedonia, FYR	962	0.7	r 0.0	r 0.2	r 0.1	r 0.5	r 0.1	0.4	r 0.3	r 0.1	r 0.1	r 0.0	r 0.0
Montenegro	943	3.1	r 0.0	r 0.0	r 0.0	r 0.0	0.0	r 0.0	r 0.0	r 0.0	r 0.0	r 0.0
Poland	964	194.8	r 52.0	r 56.4	r 43.6	r 42.9	r 57.6	362.1	r 71.3	r 63.2	r 85.3	r 102.5	r 104.8
Romania	968	151.7	r 29.0	r 31.9	r 33.5	r 27.7	r 16.7	591.9	r 159.3	r 182.1	r 95.4	r 146.7	r 169.1
Serbia, Republic of	942	2.2	r 1.2	r 0.5	r 1.5	r 1.1	r 1.7	11.4	r 3.1	r 3.0	r 3.2	r 4.3	r 5.1
Turkey	186	757.0	r 206.9	r 159.2	r 161.8	r 136.1	r 164.0	1,850.6	r 465.8	r 552.2	r 462.7	r 516.9	r 602.4
CIS	901	208.5	66.6	23.5	17.5	160.2	90.8	1,490.2	231.6	356.2	372.6	476.6	645.7
Armenia	911	0.0	r 0.1	r 0.0	r 0.0	r 0.1	0.0	r 0.0	r 0.0	r 0.0
Azerbaijan, Rep. of	912	0.0	r 0.0	r 0.1	r 0.1	r 4.6	r 0.1	0.0	r 0.0	r 0.1	r 0.1
Belarus	913	0.7	r 0.1	r 0.6	r 1.0	r 15.8	r 4.3	3.2	r 0.4	r 0.2	r 12.3	r 6.5	r 0.8
Georgia	915	2.2	r 0.0	r 0.0	r 0.1	r 17.3	r 0.1	1.6	r 3.3	r 0.6	r 10.6	r 0.1	r 0.2
Kazakhstan	916	0.3	r 0.1	r 0.1	r 0.2	r 0.2	r 0.2	27.3	r 7.8	r 13.3	r 26.7	r 22.3	r 43.2
Kyrgyz Republic	917	0.3	r 0.1	r 0.1	r 0.1	r 0.1	0.0	r 0.1	r 0.0	r 0.0	r 0.0
Moldova	921	0.0	r 0.0	r 0.1	r 0.1	r 0.1	0.2	r 0.1	r 0.3	r 0.1	r 0.3	r 0.4
Russian Federation	922	183.6	r 61.8	r 17.3	r 11.2	r 99.6	r 80.0	1,021.9	r 160.9	r 197.8	r 279.9	r 329.4	r 464.1
Turkmenistan	925	0.1	0.1	r 0.2	r 0.3	r 0.0	r 0.1
Ukraine	926	21.3	r 4.5	r 5.2	r 4.7	r 22.6	r 5.9	433.6	r 57.7	r 142.8	r 42.3	r 117.1	r 136.3
Uzbekistan	927	0.0	r 0.0	r 0.0	r 0.0	r 0.0	2.1	r 1.1	r 0.9	r 0.6	r 0.7	r 0.7
Europe n.s.	884	0.7	r 0.1	r 0.1	r 0.2	r 27.2	r 0.1	0.1	r 0.0	r 0.0	r 0.0
Mid East, N Africa, Pak	440	1,577.9	336.4	358.4	291.7	358.7	314.1	2,948.2	725.9	660.7	711.4	789.0	777.9
Afghanistan, I.R. of	512	1.5	r 0.1	r 0.1	r 0.0	r 0.0	r 0.1	r 0.0	r 0.0
Algeria	612	236.0	r 51.4	r 64.5	r 47.5	r 34.6	r 48.0	626.9	r 136.4	r 127.3	r 147.4	r 128.9	r 164.2
Bahrain, Kingdom of	419	4.8	r 1.1	r 1.7	r 0.6	r 0.5	r 0.8	62.8	r 13.9	r 12.0	r 34.1	r 18.3	r 17.1
Djibouti	611	74.7	r 0.3	r 0.1	r 0.3	r 30.7	r 17.5	0.0	r 0.0
Egypt	469	273.3	r 6.6	r 5.3	r 4.2	r 35.4	r 19.5	410.7	r 90.1	r 129.4	r 110.5	r 128.3	r 130.7
Iran, I.R. of	429	1.3	r 0.2	r 0.9	r 1.0	r 0.4	r 0.6	0.4	r 0.1	r 0.1	r 0.2	r 0.7	r 0.8
Iraq	433	16.3	r 3.3	r 2.3	r 3.0	r 2.9	r 1.8	0.6	r 0.3	r 0.0	r 0.0	r 0.0	r 0.1
Jordan	439	26.3	r 7.7	r 9.2	r 5.5	r 8.6	r 4.7	15.7	r 3.8	r 3.1	r 2.9	r 4.4	r 4.7
Kuwait	443	6.7	r 1.8	r 50.7	r 18.0	r 21.1	r 2.7	25.6	r 3.8	r 3.8	r 3.8	r 1.1	r 1.2
Lebanon	446	62.5	r 12.3	r 17.5	r 21.9	r 15.2	r 13.5	24.0	r 7.3	r 5.1	r 6.8	r 4.0	r 6.6
Libya	672	89.5	r 28.3	r 13.6	r 11.7	r 19.7	r 10.7	11.1	r 6.8	r 5.9	r 0.2	r 7.3	r 24.3
Mauritania	682	172.7	r 41.8	r 44.3	r 49.1	r 49.6	r 51.9	0.2	r 0.0	r 0.0	r 0.0	r 0.3	r 1.3
Oman	449	7.9	r 3.7	r 1.4	r 1.1	r 2.5	r 2.1	19.1	r 20.1	r 7.8	r 6.4	r 11.4	r 12.7
Pakistan	564	231.2	r 60.6	r 45.0	r 45.6	r 54.1	r 14.0	28.9	r 8.3	r 7.7	r 10.8	r 8.4	r 9.7
Qatar	453	11.3	r 2.8	r 3.7	r 6.9	r 9.3	r 13.6	54.4	r 9.1	r 10.1	r 14.9	r 12.7	r 10.5
Saudi Arabia	456	89.3	r 28.4	r 33.2	r 22.5	r 25.9	r 36.4	797.6	r 256.9	r 160.1	r 210.4	r 241.1	r 166.7
Somalia	726	0.4	r 3.6	r 1.1	r 1.0	r 0.2	r 0.2	0.2	r 0.1	r 0.2	r 0.0	r 0.0
Sudan	732	20.7	r 3.4	r 9.1	r 5.3	r 3.2	r 27.4	1.7	r 0.0	r 0.0	r 0.0	r 0.0	r 0.0
Syrian Arab Republic	463	37.5	r 15.2	r 9.7	r 13.0	r 9.5	r 12.9	12.2	r 2.5	r 1.7	r 2.9	r 2.3	r 4.0
Tunisia	744	98.6	r 23.2	r 29.4	r 21.2	r 17.4	r 19.5	192.0	r 64.6	r 60.8	r 42.4	r 45.0	r 86.0
United Arab Emirates	466	97.9	r 38.2	r 13.8	r 10.3	r 15.9	r 15.1	663.9	r 101.7	r 125.5	r 117.8	r 174.7	r 137.1
West Bank and Gaza	487	7.3	r 1.3	r 0.9	r 1.1	r 0.8	r 1.0	0.2	r 0.0	r 0.2	r 0.2
Yemen, Republic of	474	10.1	r 1.2	r 0.7	r 0.7	r 1.1	r 0.2
Sub-Saharan Africa	603	1,316.1	346.2	494.9	280.2	507.3	376.7	369.6	77.0	94.7	89.7	61.6	127.8
Angola	614	18.6	r 5.8	r 14.0	r 7.5	r 11.7	r 15.4	0.0	r 0.0	r 0.0	r 0.7	r 0.6	r 0.9

Morocco (686)

In Millions of U.S. Dollars

		Exports (FOB)						Imports (CIF)					
		2016	2017Q1	2017Q2	2017Q3	2017Q4	2018Q1	2016	2017Q1	2017Q2	2017Q3	2017Q4	2018Q1
Benin	638	38.4	r 12.8	r 27.1	r 7.1	r 10.1	r 33.7	1.1	r 0.2	r 0.4	r 0.0	r 0.0	r 0.1
Burkina Faso	748	49.8	r 9.8	r 13.2	r 16.8	r 13.5	r 14.2	2.5	r 0.2	r 0.6	r 0.2	r 0.0	r 0.4
Burundi	618	2.5	r 0.1	r 0.1	r 0.0	r 0.0	0.0	r 0.1
Cabo Verde	624	0.7	r 0.0	r 0.1	r 0.1	r 0.7	r 0.4	2.8	r 0.2	r 0.6	r 0.4	r 0.0	r 0.0
Cameroon	622	66.4	r 15.4	r 14.1	r 14.8	r 19.4	r 17.1	2.8	r 0.4	r 0.9	r 0.7	r 0.5	r 0.5
Central African Rep.	626	1.9	r 0.3	r 0.5	r 0.8	r 0.2	r 18.2	3.8	r 0.8	r 0.6	r 0.2	r 0.7	r 0.5
Chad	628	4.2	r 0.3	r 0.7	r 0.5	r 0.6	r 0.9	0.2	r 0.0	r 0.0	r 0.0
Comoros	632	1.9	r 0.4	r 0.2	r 0.3	r 0.7	r 0.6	r 0.1
Congo, Dem. Rep. of	636	7.8	r 1.1	r 2.5	r 0.7	r 1.0	r 1.0	11.0	r 0.7	r 8.4	r 8.9	r 11.3	r 29.7
Congo, Republic of	634	30.5	r 9.7	r 10.1	r 9.0	r 9.1	r 7.5	13.3	r 8.3	r 5.5	r 1.2	r 0.1	r 0.7
Côte d'Ivoire	662	147.5	r 38.0	r 41.2	r 30.4	r 45.7	r 46.5	10.5	r 2.5	r 8.2	r 4.1	r 3.4	r 2.9
Equatorial Guinea	642	17.4	r 3.6	r 3.8	r 1.7	r 4.4	r 1.4	0.3	r 4.4	r 0.1	r 2.6
Ethiopia	644	75.5	r 60.8	r 103.6	r 0.2	r 81.5	r 2.5	0.4	r 0.3	r 0.3	r 0.3	r 0.1	r 0.0
Gabon	646	49.5	r 12.5	r 7.7	r 15.0	r 10.5	r 10.7	16.3	r 3.8	r 4.3	r 5.7	r 5.7	r 4.6
Gambia, The	648	9.9	r 3.4	r 2.0	r 1.1	r 3.5	r 5.7	0.0	r 0.0	r 0.0	r 0.0
Ghana	652	88.0	r 23.7	r 37.4	r 22.6	r 74.9	r 18.0	7.4	r 0.8	r 0.8	r 1.8	r 1.7	r 1.3
Guinea	656	36.6	r 16.4	r 11.9	r 13.6	r 24.5	r 20.3	21.9	r 5.9	r 5.1	r 2.0	r 2.1	r 5.9
Guinea-Bissau	654	5.0	r 1.1	r 1.6	r 0.8	r 0.7	r 1.4	0.1
Kenya	664	35.1	r 0.6	r 11.9	r 0.3	r 3.2	r 0.7	8.2	r 1.5	r 4.6	r 3.5	r 0.6	r 3.0
Liberia	668	4.9	r 0.7	r 1.0	r 0.7	r 0.9	r 1.5	r 0.4	r 0.0
Madagascar	674	4.0	r 1.5	r 1.8	r 1.5	r 2.0	r 2.6	11.0	r 2.0	r 2.4	r 5.8	r 1.7	r 5.5
Malawi	676	r 0.0	r 0.0	r 0.0	r 1.1	r 1.3
Mali	678	82.3	r 13.7	r 15.7	r 19.3	r 21.7	r 16.6	4.0	r 0.0	r 3.4	r 1.0	r 0.1	r 0.2
Mauritius	684	5.9	r 1.2	r 1.5	r 1.9	r 1.6	r 1.2	0.7	r 0.2	r 0.2	r 0.2	r 0.2	r 0.1
Mozambique	688	32.8	r 13.1	r 18.6	r 18.5	r 15.7	1.1	r 0.1	r 0.4	r 0.6	r 0.2	r 0.4
Namibia	728	13.2	r 2.8	r 3.5	r 2.1	r 7.4	r 4.1	0.1	r 0.0	r 0.0	r 0.1	r 0.1
Niger	692	23.8	r 6.1	r 8.1	r 6.8	r 9.2	r 8.4	0.1	r 0.0	r 0.0	r 0.0	r 0.0
Nigeria	694	139.1	r 51.9	r 59.7	r 6.7	r 37.4	r 31.3	35.6	r 3.1	r 6.8	r 12.0	r 10.7	r 22.3
Rwanda	714	1.5	r 0.3	r 0.9	r 0.7	r 0.4	r 0.2	0.1	r 0.1	r 0.1	r 0.0
São Tomé & Príncipe	716	r 0.0	r 0.3	r 0.3	r 0.1	r 0.1
Senegal	722	197.8	r 32.5	r 43.9	r 43.2	r 58.7	r 47.1	7.4	r 2.4	r 0.9	r 3.5	r 1.0	r 2.1
Seychelles	718	0.2	r 0.0	r 0.0	r 0.1	r 0.0	r 0.0
Sierra Leone	724	12.3	r 3.1	r 3.2	r 2.9	r 2.3	r 2.9	0.5	r 0.1	r 0.7	r 0.0	r 0.0	r 0.1
South Africa	199	67.1	r 9.8	r 8.8	r 9.1	r 13.0	r 9.2	185.2	r 35.5	r 27.1	r 26.9	r 9.6	r 35.3
Swaziland	734	0.2	r 0.1	r 0.0	r 0.0	r 0.0	r 0.0	0.2	r 0.1	r 0.4	r 0.1	r 0.0	r 0.1
Tanzania	738	10.1	r 0.6	r 3.1	r 16.2	r 6.7	r 11.8	4.7	r 1.3	r 1.8	r 0.3	r 1.7	r 2.1
Togo	742	32.2	r 5.1	r 25.9	r 6.4	r 10.6	r 7.4	8.8	r 0.8	r 1.0	r 2.0	r 0.8	r 0.5
Uganda	746	1.5	r 0.9	r 0.5	r 0.3	r 0.5	r 0.5	6.7	r 1.3	r 8.9	r 7.3	r 5.0	r 6.5
Zambia	754	0.1	r 0.0	r 0.0	0.1	r 0.0	r 0.0	r 0.9
Zimbabwe	698	0.0	r 0.0	r 0.0	0.4	r 0.0	r 0.1	r 0.0	r 0.2	r 0.0
Western Hemisphere	205	876.4	201.4	309.7	422.5	291.1	292.8	1,505.6	417.9	463.5	549.4	470.0	370.5
Antigua and Barbuda	311	0.0	r 0.2
Argentina	213	113.5	r 16.9	r 23.5	r 14.7	r 22.6	r 1.2	446.4	r 90.1	r 149.1	r 208.9	r 132.8	r 99.8
Barbados	316	0.1	r 0.0	r 0.0	r 0.0	0.0	r 0.0	r 0.0	r 0.0	r 0.0
Belize	339	0.0	0.1	r 0.0	r 0.0	r 0.0	r 0.0
Bermuda	319	r 0.0	r 0.0	r 0.0	0.1
Bolivia	218	0.0	r 0.0	0.3	r 0.1	r 0.1	r 0.0	r 0.1	r 0.0
Brazil	223	592.6	r 139.8	r 231.1	r 355.0	r 182.6	r 221.1	651.0	r 179.2	r 132.1	r 198.2	r 209.6	r 183.9
Chile	228	13.5	r 2.6	r 3.0	r 3.9	r 2.8	r 1.3	90.2	r 54.6	r 20.6	r 8.4	r 8.3	r 3.5
Colombia	233	11.0	r 6.0	r 2.4	r 1.1	r 3.7	r 0.8	24.3	r 6.1	r 34.0	r 16.6	r 3.0	r 13.2
Costa Rica	238	1.7	r 0.2	r 0.7	r 0.5	r 0.3	r 0.1	4.6	r 0.6	r 1.0	r 1.0	r 1.2	r 0.8
Dominica	321	0.7	r 0.2	r 0.2	r 2.0	0.0	r 0.0	r 0.0	r 0.0	r 0.0
Dominican Republic	243	0.6	r 0.7	r 0.8	r 1.3	r 0.9	r 1.3	0.4	r 0.2	r 0.1	r 0.1	r 0.3	r 0.1
Ecuador	248	0.1	r 0.1	r 0.6	r 0.0	r 0.1	r 0.2	9.9	r 1.9	r 2.4	r 3.4	r 3.4	r 3.0
El Salvador	253	0.8	r 0.2	r 0.0	r 0.2	r 0.1	0.3	r 0.1	r 0.0	r 0.1	r 0.0	r 0.1
Falkland Islands	323	0.3	r 0.4	r 0.8	r 0.5	r 0.4	r 1.0
Greenland	326	13.5	r 0.5	r 0.2	r 0.7
Guatemala	258	0.6	r 0.0	r 0.1	r 0.1	r 0.9	r 0.3	1.7	r 0.7	r 0.5	r 0.7	r 8.5	r 3.6
Guyana	336	0.6	r 0.0	r 0.0	r 0.0	r 0.0	r 0.1	0.0	r 0.0	r 0.0	r 0.0	r 0.0
Haiti	263	5.7	r 2.0	r 1.1	r 1.1	r 2.5	r 0.2	0.0	r 0.0	r 0.0	r 0.0

Morocco (686)

In Millions of U.S. Dollars

		Exports (FOB)						Imports (CIF)					
		2016	2017Q1	2017Q2	2017Q3	2017Q4	2018Q1	2016	2017Q1	2017Q2	2017Q3	2017Q4	2018Q1
Honduras	268	0.3	r 0.0	r 0.0	r 0.0	r 0.1	r 0.1	0.2	r 1.2	r 0.3	r 0.2	r 0.9	r 0.1
Jamaica	343	0.2	r 0.2	0.0	r 0.1	r 0.0
Mexico	273	60.6	r 24.0	r 33.2	r 18.9	r 34.6	r 56.2	84.4	r 43.2	r 54.2	r 51.7	r 50.6	r 27.6
Netherlands Antilles	353	0.1	r 0.1	r 0.1
Nicaragua	278	0.0	0.0	r 0.0	r 0.0	r 0.0	r 0.0	r 0.1
Panama	283	0.4	r 0.0	r 0.1	r 0.2	r 0.0	r 0.8	0.4	r 0.6	r 0.6	r 0.2	r 0.2	r 0.1
Paraguay	288	0.8	r 0.2	r 0.2	r 0.2	r 0.5	r 0.7	11.0	r 0.1	r 0.1	r 0.1	r 15.2	r 0.1
Peru	293	41.8	r 5.2	r 11.2	r 13.6	r 21.4	r 2.4	25.6	r 3.8	r 7.4	r 9.6	r 3.1	r 7.2
Sint Maarten	352	r 0.0	r 0.1	0.1	r 0.1	r 0.1	r 0.1	r 0.1	r 0.1
St. Lucia	362	0.1
St. Vincent & Grens.	364	0.0	r 0.0	r 0.8
Suriname	366	0.3	r 0.1	r 0.1	r 0.2	r 0.1	r 0.1	0.1	r 0.4	r 0.8	r 1.3	r 1.0
Trinidad and Tobago	369	3.1	r 0.7	r 0.7	r 2.0	r 0.8	23.0	r 24.6	r 43.1	r 36.8	r 30.2	r 22.8
Uruguay	298	15.5	r 0.6	r 0.1	r 0.6	r 15.6	r 2.2	12.9	r 1.4	r 0.5	r 2.7	r 2.0	r 0.8
Venezuela, Rep. Bol.	299	11.7	r 2.0	r 10.7	r 0.0	r 0.8	104.6	r 8.1	r 15.6	r 8.4	r 0.0	r 0.0
Other Countries n.i.e	910	1.5	4.1	0.3	0.9	3.1	14.3	7.0	2.6	0.3	0.3	0.3
Cuba	928	0.9	r 4.0	r 0.3	r 0.9	r 3.1	14.3	r 7.0	r 2.6	r 0.3	r 0.3	r 0.3
Korea, Dem. People's Rep.	954	0.6	r 0.1	r 0.0	r 0.0	r 0.0	0.0
Special Categories	899	225.0	r 62.4	r 57.9	r 61.6	r 57.9	r 84.6	136.2	r 34.9	r 38.1	r 48.7	r 40.6	r 42.1
Countries & Areas n.s.	898	r 3.4	r 5.0	r 16.5	r 8.4	r 0.3
Memorandum Items													
Africa	605	1,919.3	469.9	643.4	404.6	643.0	541.1	1,190.6	278.2	283.1	279.5	235.8	379.4
Middle East	405	742.1	152.1	164.8	121.5	168.8	135.6	2,098.4	516.4	464.7	510.8	606.4	516.6
European Union	998	14,803.6	4,276.0	3,976.3	3,631.2	4,001.9	4,912.7	23,164.4	6,097.2	6,266.5	5,785.8	7,023.5	7,098.5
Export earnings: fuel	080	1,040.3	314.8	303.7	187.0	317.6	281.8	3,539.7	778.3	775.8	926.6	1,004.5	1,109.5
Export earnings: nonfuel	092	21,785.4	5,966.1	5,783.2	5,594.0	6,119.0	6,893.3	38,146.6	9,965.3	10,474.3	9,651.9	10,990.6	11,780.2

Mozambique (688)

In Millions of U.S. Dollars

		Exports (FOB)						Imports (CIF)					
		2016	2017Q1	2017Q2	2017Q3	2017Q4	2018Q1	2016	2017Q1	2017Q2	2017Q3	2017Q4	2018Q1
IFS World	
World	001	3,395.1	1,169.1	1,283.3	1,067.8	1,251.1	1,090.9	5,489.8	1,460.5	1,364.6	1,497.4	1,601.5	1,451.9
Advanced Economies	110	1,413.9	391.4	443.1	325.4	397.2	412.1	1,841.1	400.9	489.8	445.8	360.1	351.6
Euro Area	163	972.0	285.9	254.2	210.5	249.1	273.6	867.9	284.2	352.8	314.9	241.0	255.3
Austria	122	0.0	r 0.0	r 0.0	r 0.0	r 0.0	r 0.0	4.0	r 1.5	r 0.5	r 0.9	r 1.8	r 2.0
Belgium	124	46.3	r 38.1	r 18.3	r 8.2	r 24.8	r 50.1	43.2	r 6.0	r 6.7	r 12.4	r 6.7	r 2.4
Cyprus	423	1.0	r 0.2	r 0.2	r 1.1	r 0.0	r 0.4
Finland	172	21.4	r 0.0	r 0.0	95.0	r 0.3	r 0.4	r 1.8	r 0.2	r 0.8
France	132	35.6	r 10.5	r 6.4	r 5.5	r 2.8	r 6.9	64.0	r 93.6	r 38.9	r 72.1	r 50.2	r 53.1
Germany	134	10.9	r 2.3	r 1.0	r 3.9	r 1.7	r 3.2	141.5	r 27.8	r 17.0	r 9.4	r 13.7	r 28.3
Greece	174	3.1	r 1.7	r 1.6	r 0.2	r 0.4	r 0.5	0.9	r 0.3	r 0.1	r 0.1	r 0.0	r 0.5
Ireland	178	6.5	r 3.1	r 0.9	r 0.8	r 1.7	r 0.9
Italy	136	41.9	r 64.5	r 72.1	r 57.4	r 76.1	r 55.5	44.4	r 9.5	r 16.3	r 19.1	r 13.4	r 22.1
Latvia	941	0.2	r 0.0	r 0.0	r 0.0	r 0.0	r 0.0
Lithuania	946	5.6	r 1.9	r 0.4	r 0.5	r 0.4	r 0.2	0.4	r 0.0	r 0.0	r 0.0	r 0.1	r 0.0
Luxembourg	137	4.0	r 0.0	r 0.0	r 0.0	r 0.0	r 0.0	0.7	r 0.0	r 0.0	r 0.0	r 0.0	r 0.0
Malta	181	0.0	r 0.0	r 0.0	r 0.0	r 0.0	r 0.0	0.6	r 0.1	r 0.0
Netherlands	138	701.6	r 139.2	r 120.8	r 96.8	r 115.7	r 128.2	125.9	r 78.4	r 207.1	r 121.3	r 84.1	r 61.2
Portugal	182	32.6	r 2.9	r 3.0	r 10.5	r 5.4	r 3.6	305.5	r 57.5	r 55.8	r 67.3	r 61.6	r 61.8
Slovak Republic	936	1.4	0.4	r 0.3	r 0.4	r 0.3	r 0.2	r 0.6
Slovenia	961	0.1	r 6.3	r 5.1	r 6.7	r 5.8	r 6.7	0.1	r 0.0	r 0.0	r 0.0	r 0.0	r 0.0
Spain	184	67.5	r 18.6	r 25.5	r 20.9	r 16.0	r 18.6	33.7	r 5.4	r 8.3	r 8.1	r 7.0	r 21.1
Australia	193	0.3	r 0.1	r 0.4	r 4.8	r 4.7	r 3.2	76.4	r 3.4	r 2.7	r 3.3	r 4.8	r 4.2
Canada	156	3.4	r 0.6	r 0.2	r 0.1	r 0.3	r 0.9	20.5	r 8.0	r 5.0	r 8.5	r 3.1	r 8.0
China,P.R.: Hong Kong	532	60.6	r 11.1	r 31.9	r 30.1	r 12.4	r 3.8	16.7	r 1.9	r 4.7	r 8.7	r 6.0	r 3.5
Czech Republic	935	0.0	r 1.8	r 4.4	r 0.2	r 0.6	r 0.1	0.7	r 0.3	r 1.3	r 0.3	r 0.5	r 1.1
Denmark	128	0.3	r 0.5	r 0.8	r 0.1	r 0.0	r 0.1	10.8	r 2.0	r 1.6	r 2.4	r 8.5	r 0.6
Iceland	176	r 0.0	r 0.0	r 0.0	r 0.0	r 0.0	0.1	r 0.0	r 0.0	r 0.0	r 0.0	r 0.0
Israel	436	0.2	r 0.0	r 0.0	r 0.0	r 0.0	r 0.0	0.9	r 0.3	r 0.3	r 0.3	r 0.3	r 0.3
Japan	158	31.2	r 8.0	r 4.8	r 1.6	r 2.6	r 1.2	108.3	r 34.5	r 40.5	r 23.7	r 28.6	r 26.1
Korea, Republic of	542	7.8	r 2.0	r 0.9	r 2.8	r 0.8	r 1.7	24.9	r 5.0	r 3.5	r 7.3	r 3.2	r 6.5
New Zealand	196	0.1	r 0.0	r 0.0	r 0.0	r 0.0	r 0.0	3.8	r 2.8	r 2.4	r 2.6	r 3.0	r 2.5
Norway	142	2.5	r 0.1	r 0.2	r 0.3	r 0.7	r 0.9	3.2	r 1.6	r 1.2	r 0.5	r 0.7	r 1.3
Singapore	576	140.7	r 37.6	r 42.7	r 18.4	r 38.2	r 42.6	426.3	r 8.2	r 42.4	r 30.1	r 19.1	r 13.4
Sweden	144	0.1	r 0.2	r 0.3	r 0.1	r 3.0	r 0.1	13.0	r 5.5	r 0.9	r 1.6	r 0.9	r 1.0
Switzerland	146	17.0	r 4.2	r 5.4	r 7.0	r 4.6	r 5.5	28.8	r 1.6	r 0.6	r 0.3	r 1.9	r 2.0
Taiwan Prov.of China	528	20.5	r 0.4	r 0.4	r 0.4	r 0.4	r 0.4	6.2	r 0.8	r 0.6	r 0.8	r 0.9	r 0.8
United Kingdom	112	59.2	r 28.6	r 82.6	r 40.5	r 59.1	r 69.8	111.8	r 15.4	r 9.4	r 6.4	r 5.8	r 4.6
United States	111	97.8	r 10.4	r 13.7	r 8.5	r 20.8	r 8.2	121.0	r 25.5	r 19.8	r 34.3	r 32.1	r 20.4
Emerg. & Dev. Economies	200	1,943.6	765.0	826.2	730.2	839.7	666.0	3,637.9	1,057.4	873.5	1,050.4	1,240.1	1,099.0
Emerg. & Dev. Asia	505	865.6	449.9	539.4	399.6	531.9	345.4	961.7	277.8	248.8	295.8	391.6	283.8
American Samoa	859	0.1	0.0	r 0.1	r 0.1	r 0.1	r 0.1	r 0.1
Bangladesh	513	1.1	r 0.0	r 0.0	r 0.1	r 0.2	r 0.0	0.2	r 0.5	r 0.2	r 0.4	r 0.4	r 0.3
Brunei Darussalam	516	r 0.1	r 0.1	r 0.1	r 0.1	r 0.1	0.0	r 0.0
Cambodia	522	0.1	r 0.0	r 0.0	r 0.0	r 0.0	r 0.0	0.0	r 0.0	r 0.0	r 0.0	r 0.0	r 0.0
China,P.R.: Mainland	924	142.7	r 71.2	r 58.5	r 55.1	r 67.8	r 79.8	417.9	r 88.5	r 119.6	r 134.8	r 150.5	r 148.2
Fiji	819	2.2	r 0.0	r 0.0	r 0.0	r 0.0	r 0.0
India	534	675.8	r 370.6	r 471.2	r 328.7	r 451.2	r 252.5	325.5	r 128.9	r 71.9	r 90.9	r 159.2	r 69.1
Indonesia	536	6.6	r 0.3	r 0.4	r 5.2	r 1.1	r 0.5	5.2	r 2.1	r 2.2	r 2.2	r 2.7	r 1.9
Malaysia	548	7.6	r 0.2	r 0.8	39.4	r 7.2	r 8.3	r 10.2	r 11.6	r 10.3
Marshall Islands	867	0.0	r 0.0	r 0.0	r 0.0	r 0.0	r 0.0	0.0	r 0.2	r 0.2	r 0.2	r 0.2	r 0.2
Myanmar	518	r 0.5	r 0.5	r 0.4	r 0.5	r 0.5	0.0	r 0.0	r 0.0	r 0.0	r 0.0	r 0.0
Philippines	566	1.0	r 0.2	r 0.2	r 1.8	r 1.9	r 4.2	0.2	r 0.1	r 0.2	r 0.5
Samoa	862	0.1	r 0.0	r 0.0	r 0.0	r 0.0	r 0.0
Solomon Islands	813	0.8	r 0.0	r 0.0	r 0.0	r 0.0	r 0.0
Sri Lanka	524	0.2	r 0.0	r 0.0	r 0.0	r 0.0	r 0.0	0.4	r 0.1	r 0.1	r 0.2	r 0.2	r 0.1
Thailand	578	18.1	r 1.8	r 2.0	r 3.4	r 3.4	r 2.7	89.4	r 27.4	r 27.4	r 35.1	r 42.2	r 31.1
Vietnam	582	8.6	r 3.8	r 4.2	r 3.7	r 4.3	r 3.9	66.2	r 20.3	r 17.4	r 20.3	r 23.1	r 20.6
Asia n.s.	598	3.7	r 1.2	r 1.4	r 1.2	r 1.4	r 1.3	14.1	r 2.5	r 1.4	r 1.2	r 1.3	r 1.4

Mozambique (688)

In Millions of U.S. Dollars

		Exports (FOB)						Imports (CIF)					
		2016	2017Q1	2017Q2	2017Q3	2017Q4	2018Q1	2016	2017Q1	2017Q2	2017Q3	2017Q4	2018Q1
Europe	170	120.4	31.3	32.3	15.3	32.7	37.4	90.0	27.0	11.1	29.8	24.3	11.1
Emerg. & Dev. Europe	903	80.8	26.2	28.3	12.2	29.0	33.7	52.4	23.3	5.7	13.9	6.8	6.7
Bulgaria	918	0.9	r 16.1	r 0.0	r 0.0	r 0.0	r 11.9	25.9	r 0.3	r 0.0	r 0.0	r 0.0	r 0.0
Croatia	960	0.6	r 0.2	r 0.6	r 0.1	r 0.3	r 0.5	0.4	r 0.0
Gibraltar	823	0.3	r 0.1	r 0.1	r 0.1	r 0.1	r 0.1
Hungary	944	0.5	r 0.3	r 0.5	r 0.4	r 0.3	r 0.6	0.7	r 0.1	r 0.1	r 0.0	r 0.2	r 0.3
Poland	964	26.9	r 1.8	r 12.3	r 3.1	r 14.3	r 9.4	5.0	r 17.5	r 0.4	r 8.3	r 0.3	r 0.4
Romania	968	7.0	r 2.9	r 2.8	r 0.2	r 3.5	r 1.9	0.3	r 0.0	r 0.0	r 0.0	r 0.0	r 0.0
Serbia, Republic of	942	9.9	r 0.5	r 1.6	r 2.0	r 3.1	r 2.8	0.0	r 0.0	r 0.1	r 0.1
Turkey	186	35.0	r 4.5	r 10.4	r 6.4	r 7.5	r 6.7	19.7	r 5.2	r 5.0	r 5.3	r 6.1	r 5.8
CIS	901	34.2	3.3	2.1	1.4	1.6	1.9	33.5	3.2	5.0	15.3	16.9	3.9
Azerbaijan, Rep. of	912	0.1
Belarus	913	0.0	r 0.0	r 0.0	r 0.1	r 0.0
Russian Federation	922	10.2	r 1.9	r 1.8	r 1.2	r 1.3	r 1.6	30.8	r 3.1	r 4.9	r 13.4	r 16.8	r 3.9
Ukraine	926	24.0	r 1.4	r 0.3	r 0.2	r 0.3	r 0.2	2.6	r 0.1	r 0.1	r 1.9	r 0.0
Europe n.s.	884	5.4	r 1.8	r 2.0	r 1.7	r 2.0	r 1.8	4.1	r 0.5	r 0.4	r 0.5	r 0.6	r 0.5
Mid East, N Africa, Pak	440	36.4	20.5	14.6	18.5	21.0	19.0	684.2	239.0	194.3	229.1	256.9	246.6
Afghanistan, I.R. of	512	0.0	0.4	r 0.0	r 0.0	r 0.0	r 0.1	r 0.1
Algeria	612	0.8	r 0.0	r 0.0	r 0.0	r 0.0	r 0.0	0.0	r 0.0	r 0.0	r 0.0	r 0.0	r 0.0
Bahrain, Kingdom of	419	1.9	r 1.1	r 1.8	r 1.7	r 0.0	r 0.1	16.0	r 3.7	r 3.1	r 3.7	r 4.2	r 3.7
Egypt	469	0.0	r 0.0	r 0.0	r 0.0	r 0.0	r 0.0	2.0	r 0.4	r 0.3	r 0.4	r 0.4	r 0.4
Iran, I.R. of	429	1.8	r 0.1	r 0.1	r 0.1	r 0.1	r 0.1	13.9	r 4.7	r 4.0	r 4.7	r 5.3	r 4.7
Iraq	433	0.1	r 0.0	r 0.0	r 0.0	r 0.0	r 0.0
Jordan	439	0.2	r 0.1	r 0.0	r 0.1	r 0.7	r 0.5	0.7	r 0.2	r 0.0	r 0.0	r 0.0	r 0.1
Kuwait	443	0.7	r 0.0	r 0.0	r 0.0	r 0.0	r 0.0	0.0	r 0.4	r 0.4	r 0.4	r 0.5	r 0.4
Lebanon	446	2.9	r 1.1	r 0.9	r 1.7	r 1.5	r 2.0	3.2	r 6.4	r 2.9	r 2.5	r 0.1	r 0.2
Mauritania	682	r 0.0	r 0.0	r 0.0	r 0.0	r 0.0	3.6	r 1.6	r 1.6	r 2.1	r 2.4	r 2.1
Morocco	686	0.2	r 0.0	r 0.1	r 0.1	r 0.0	r 0.1	0.1	r 0.1	r 0.1	r 0.1	r 0.1
Oman	449	0.2	r 0.0	r 0.1	r 0.1	r 0.1	r 0.1	6.9	r 1.1	r 1.9	r 1.9	r 2.0	r 1.9
Pakistan	564	0.3	r 0.3	r 0.2	r 0.6	r 0.9	r 0.2	60.0	r 24.8	r 11.6	r 6.5	r 14.2	r 28.1
Qatar	453	2.1	r 0.0	r 0.3	r 0.4	r 0.3	r 0.4	0.9	r 1.2	r 0.0	r 0.0	r 0.0	r 0.0
Saudi Arabia	456	2.8	r 0.0	r 0.1	r 0.1	r 0.0	r 0.0	8.1	r 6.4	r 7.1	r 18.7	r 14.0	r 14.3
Sudan	732	r 0.0	r 0.0	r 0.0	r 0.0	r 0.0	0.1	r 0.0	r 0.0	r 0.0	r 0.0	r 0.0
Tunisia	744	1.0	r 0.2	r 0.0	r 0.0	r 0.2	r 0.2	0.6	r 0.2	r 0.0	r 0.3	r 0.0	r 0.0
United Arab Emirates	466	19.7	r 16.3	r 9.8	r 12.5	r 15.9	r 14.2	379.3	r 133.0	r 114.1	r 132.9	r 151.2	r 134.8
Yemen, Republic of	474	r 0.4	r 0.4	r 0.4	r 0.4	r 0.4	0.0	r 0.0	r 0.0	r 0.0	r 0.0	r 0.0
Middle East n.s.	489	1.8	r 0.6	r 0.7	r 0.6	r 0.7	r 0.6	188.3	r 54.9	r 47.1	r 54.9	r 62.4	r 55.6
Sub-Saharan Africa	603	885.7	261.0	237.8	295.3	249.5	261.7	1,748.0	499.6	403.2	463.0	490.3	528.8
Angola	614	2.4	r 0.7	r 0.8	r 0.7	r 0.8	r 0.7	1.0	r 0.5	r 0.4	r 0.5	r 0.5	r 0.5
Benin	638	0.1	0.0	r 0.0	r 0.0	r 0.0	r 0.0	r 0.0
Botswana	616	21.9	r 2.3	r 2.4	r 4.3	r 2.6	r 2.9	1.9	r 0.3	r 0.8	r 0.1
Burundi	618	r 0.1	r 0.1	r 0.1	r 0.1	r 0.1	0.0	r 0.0	r 0.0	r 0.0	r 0.0	r 0.0
Cameroon	622	0.1	r 0.0	r 0.0	r 0.0	r 0.0	r 0.0	0.0	r 0.0	r 0.0	r 0.0	r 0.0	r 0.0
Congo, Republic of	634	0.7	r 0.2	r 0.2	r 0.2	r 0.2	r 0.2	0.6	r 0.1	r 0.0	r 0.0	r 0.0	r 0.0
Côte d'Ivoire	662	1.2	r 0.0	r 0.0	r 0.0	r 0.0	r 0.0	0.7	r 0.3	r 0.3	r 0.3	r 0.3	r 0.3
Ethiopia	644	0.1	r 0.0	r 0.0	r 0.0	r 0.0	r 0.0	0.8	r 0.0	r 0.0	r 0.0	r 0.0	r 0.0
Gabon	646	r 0.0	r 0.0	r 0.0	r 0.0	r 0.0	0.1	r 0.0	r 0.0	r 0.0	r 0.0	r 0.0
Ghana	652	1.8	r 0.4	r 0.3	r 0.2	r 0.2	r 0.2	0.4	r 0.1	r 0.1	r 0.1	r 0.1	r 0.1
Kenya	664	7.7	r 4.3	r 1.5	r 7.6	r 1.5	r 1.6	10.4	r 1.7	r 2.1	r 1.1	r 1.0	r 0.9
Lesotho	666	5.1	r 2.2	r 2.4	r 2.1	r 2.5	r 2.2	0.2	r 0.1	r 0.1	r 0.1	r 0.1	r 0.1
Liberia	668	0.0	r 0.1	r 0.1	r 0.1	r 0.1	r 0.1	0.0	r 3.8	r 3.3	r 3.8	r 4.4	r 3.9
Madagascar	674	0.5	r 0.3	r 0.3	r 0.3	r 0.3	r 0.3	0.1	r 0.7	r 0.6	r 0.7	r 0.8	r 0.7
Malawi	676	16.9	r 5.3	r 5.4	r 4.6	r 5.2	r 4.8	6.5	r 4.3	r 3.7	r 4.3	r 4.9	r 4.4
Mauritius	684	8.4	r 2.7	r 1.0	r 2.3	r 5.4	r 1.4	26.4	r 14.4	r 4.5	r 4.5	r 10.5	r 12.5
Namibia	728	0.5	r 0.0	r 0.0	r 0.0	r 0.0	r 0.0	35.9	r 13.5	r 11.5	r 13.5	r 15.3	r 13.6
Nigeria	694	0.6	r 0.2	r 0.2	r 0.2	r 0.2	r 0.2	0.9	r 0.6	r 0.5	r 0.6	r 0.7	r 0.6
Rwanda	714	r 0.0	r 0.0	r 0.2	r 0.2	0.0	r 0.0	r 0.0	r 0.0	r 0.0
Senegal	722	0.8	r 0.1	r 0.2	r 0.4	r 0.4	0.3	r 0.0
Seychelles	718	0.0	r 0.0	r 0.0	r 0.0	r 0.0	r 0.0	0.1	r 0.3	r 0.3	r 0.3	r 0.4	r 0.3
South Africa	199	703.3	r 222.7	r 195.8	r 257.7	r 207.7	r 218.9	1,587.4	r 440.6	r 359.8	r 416.5	r 431.2	r 474.9

Mozambique (688)

In Millions of U.S. Dollars

		Exports (FOB)						Imports (CIF)					
		2016	2017Q1	2017Q2	2017Q3	2017Q4	2018Q1	2016	2017Q1	2017Q2	2017Q3	2017Q4	2018Q1
Swaziland	734	6.4	r 0.4	r 0.4	r 0.4	r 0.4	r 0.4	47.2	r 12.2	r 9.7	r 10.8	r 12.0	r 10.9
Tanzania	738	8.2	r 4.7	r 4.6	r 1.5	r 10.3	6.8	r 0.7	r 1.6	r 1.2	r 1.4	r 0.7
Togo	742	0.9
Uganda	746	1.5	r 0.1	r 0.1	r 0.3	r 0.9	r 0.4	0.1	r 0.2	r 0.2	r 0.2	r 0.2	r 0.2
Zambia	754	51.7	r 1.3	r 6.9	r 0.7	r 2.9	r 1.3	8.5	r 2.4	r 2.1	r 1.2	r 2.2	r 1.0
Zimbabwe	698	45.2	r 12.8	r 14.6	r 13.1	r 15.9	r 14.9	10.6	r 3.0	r 2.6	r 3.0	r 3.4	r 3.0
Africa n.s.	799	0.7	r 0.3	r 0.3	r 0.2	r 0.3	r 0.3	0.0
Western Hemisphere	205	35.4	2.3	2.2	1.7	4.6	2.4	153.9	14.0	16.0	32.8	77.1	28.7
Antigua and Barbuda	311	0.1	r 0.0	r 0.0	r 0.0	r 0.0	r 0.0	0.1	r 0.0	r 0.0	r 0.0	r 0.0	r 0.0
Argentina	213	6.7	r 0.0	r 0.0	r 0.0	r 0.0	29.7	r 4.2	r 7.1	r 25.2	r 4.0	r 16.2
Bahamas, The	313	0.0	r 0.0	r 0.0	r 0.0	r 0.0	r 0.0	2.8	r 0.0	r 0.0	r 0.0	r 0.1	r 0.0
Belize	339	e 0.0	e 0.0	e 0.0	e 0.0	0.0	r 0.2
Brazil	223	3.0	r 0.0	r 0.5	r 0.1	r 0.3	r 0.3	29.8	r 5.4	r 6.0	r 3.8	r 18.0	r 4.8
Chile	228	0.3	r 0.2	r 0.5	4.1	r 0.8	r 1.0	r 1.5	r 1.3	r 5.8
Colombia	233	9.7	r 0.0	r 0.6	r 2.3	r 0.0	0.3	r 0.3	r 0.1	r 0.3	r 0.0
Costa Rica	238	0.5	r 0.1	r 0.2	r 0.0	r 0.0	r 0.0	0.0	r 0.0
Curacao	354	6.4	r 0.4	r 0.5	r 0.4	r 0.5	r 0.4	10.7	r 1.8	r 0.9	r 0.7	r 0.7	r 0.8
Dominican Republic	243	0.2	r 0.0	r 0.0	r 0.0	r 0.0	r 0.0	0.0	r 0.0	r 0.0	r 0.0	r 0.0	r 0.0
Ecuador	248	0.0	0.3	r 0.1	r 0.0
Haiti	263	r 0.1	r 0.1	r 0.1	r 0.1	r 0.1	0.2
Honduras	268	0.2	r 0.0	r 0.0	r 0.0	r 0.0	r 0.0
Jamaica	343	r 0.0	r 0.0	r 0.0	r 0.0	r 0.0	0.1	r 0.0	r 0.0	r 0.0	r 0.0	r 0.0
Mexico	273	8.0	r 1.5	r 0.7	r 0.4	r 1.1	r 0.9	10.4	r 0.9	r 0.3	r 0.2	r 1.3	r 0.5
Panama	283	0.1	r 0.0	r 0.0	r 0.0	r 0.0	r 0.0	62.4	r 50.7
Paraguay	288	r 0.0	r 0.0	r 0.0	r 0.0	r 0.0	0.5	r 0.1	r 0.1	r 0.1	r 0.1	r 0.1
Peru	293	0.1	r 0.0	r 0.0	r 0.0	r 0.0	r 0.0	0.1	r 0.3
St. Vincent & Grens.	364	0.3	r 0.0	r 0.0	r 0.0	r 0.0	r 0.0
Trinidad and Tobago	369	0.2	r 0.1	r 0.1	r 0.1	r 0.1	r 0.1	0.0	r 0.0	r 0.0	r 0.0	r 0.0	r 0.0
Uruguay	298	r 0.0	r 0.0	r 0.0	r 0.0	r 0.0	0.2	r 0.0	r 0.0	r 0.0	r 0.0	r 0.0
Western Hem. n.s.	399	1.5	r 0.5	r 0.4	r 0.5	r 0.6	r 0.5
Other Countries n.i.e	910	0.0	0.0	0.0	0.0	0.0	0.0	10.9	2.1	1.3	1.2	1.3	1.3
Korea, Dem. People's Rep.	954	0.0	r 0.0	r 0.0	r 0.0	r 0.0	r 0.0	10.9	r 2.1	r 1.3	r 1.2	r 1.3	r 1.3
Countries & Areas n.s.	898	37.6	r 12.6	r 13.9	r 12.2	r 14.2	r 12.8
Memorandum Items													
Africa	605	887.6	261.2	237.9	295.4	249.8	262.0	1,752.5	501.4	405.0	465.5	492.8	531.0
Middle East	405	34.1	19.9	14.3	17.7	19.9	18.5	619.3	212.3	180.9	220.1	240.1	216.2
European Union	998	1,067.5	338.1	358.6	255.1	330.1	367.9	1,036.4	325.4	366.7	333.9	257.3	263.4
Export earnings: fuel	080	53.8	21.2	15.8	18.3	21.9	18.3	459.3	155.1	136.7	177.2	195.4	164.9
Export earnings: nonfuel	092	3,341.3	1,147.9	1,267.5	1,049.5	1,229.2	1,072.7	5,030.5	1,305.4	1,228.0	1,320.2	1,406.2	1,287.0

Myanmar (518)

In Millions of U.S. Dollars

		Exports (FOB)						Imports (CIF)					
		2016	2017Q1	2017Q2	2017Q3	2017Q4	2018Q1	2016	2017Q1	2017Q2	2017Q3	2017Q4	2018Q1
IFS World		11,819.9	3,186.6	3,226.9	15,689.1	5,593.7	4,578.7
World	001	11,724.8	2,892.1	3,433.2	3,727.4	3,851.5	4,107.2	15,920.6	5,025.7	4,536.3	4,566.0	5,407.7	5,428.6
Advanced Economies	110	2,916.5	834.6	872.6	1,172.1	1,049.0	1,362.9	5,054.5	1,770.8	1,488.7	1,551.7	1,784.2	1,799.6
Euro Area	163	441.5	211.7	193.5	335.4	292.3	332.0	308.4	208.8	138.9	162.4	168.2	154.3
Austria	122	2.7	r 0.3	r 0.3	r 0.8	r 0.6	r 0.5	1.4	r 3.6	r 2.0	r 1.0	r 2.4	r 1.7
Belgium	124	48.2	r 28.8	r 31.9	r 43.5	r 34.4	r 36.8	34.2	r 11.6	r 4.7	r 6.1	r 3.3	r 6.2
Cyprus	423	0.1	r 0.0	r 0.0	r 0.1	r 0.0	0.6	r 0.5	r 0.3	r 1.9	r 0.2	r 0.9
Estonia	939	0.4	r 0.0	r 0.0	r 0.0	r 0.1	r 0.0	0.1	r 1.0	r 3.0
Finland	172	0.9	r 1.0	r 0.4	r 0.4	r 0.9	r 1.2	1.5	r 0.4	r 1.0	r 2.8	r 0.4	r 0.7
France	132	41.0	r 11.9	r 12.4	r 20.7	r 24.9	r 22.0	78.8	r 74.9	r 28.6	r 56.3	r 50.0	r 26.2
Germany	134	172.4	r 76.6	r 68.4	r 117.4	r 98.0	r 126.9	76.8	r 59.7	r 46.5	r 47.4	r 56.2	r 71.5
Greece	174	2.2	r 0.7	r 0.7	r 1.2	r 1.3	r 2.1	2.5	r 0.1	r 0.3	r 0.0	r 0.5	r 0.2
Ireland	178	6.5	r 1.7	r 1.1	r 3.2	r 4.2	r 2.6	4.6	r 1.9	r 3.2	r 7.8	r 3.2	r 1.1
Italy	136	43.9	r 17.0	r 20.7	r 35.3	r 23.6	r 33.4	47.5	r 36.1	r 32.7	r 22.8	r 34.9	r 23.2
Latvia	941	0.2	r 0.3	r 0.0	r 0.2	r 0.0	0.0	r 0.1	r 0.1	r 0.0	r 0.1	r 0.2
Lithuania	946	0.9	r 0.3	r 0.5	r 0.6	r 0.9	r 1.0	0.2	r 0.0	r 0.0	r 0.1	r 0.2	r 0.0
Luxembourg	137	0.0	r 0.1	r 0.2	0.0	r 0.0	r 0.2	r 0.4	r 0.0	r 0.0
Malta	181	0.0	0.1	r 0.1	r 0.0	r 0.0	r 0.0
Netherlands	138	55.2	r 35.9	r 25.2	r 52.3	r 50.2	r 46.7	40.7	r 6.4	r 13.0	r 8.9	r 10.3	r 12.3
Portugal	182	0.6	r 0.3	r 0.2	r 0.5	r 0.0	r 0.4	0.2	r 0.1	r 0.1	r 0.6	r 0.3	r 0.3
Slovak Republic	936	2.6	r 0.3	r 0.2	r 0.1	r 0.2	r 0.2	0.9	r 1.3	r 0.2	r 0.3	r 0.1	r 0.3
Slovenia	961	5.0	r 8.1	r 8.0	r 8.8	r 7.3	r 5.4	0.1	r 0.1	r 0.7	r 0.4	r 0.3	r 0.2
Spain	184	58.7	r 28.8	r 23.1	r 50.4	r 45.5	r 52.6	18.1	r 12.1	r 5.3	r 5.5	r 4.9	r 6.2
Australia	193	19.5	r 8.1	r 5.4	r 6.4	r 6.0	r 5.2	109.6	r 39.6	r 43.2	r 40.2	r 36.0	r 29.7
Canada	156	32.5	r 12.9	r 14.2	r 20.6	r 12.8	r 15.4	25.8	r 10.0	r 11.5	r 24.6	r 11.5	r 8.2
China,P.R.: Hong Kong	532	192.6	r 24.8	r 18.2	r 19.3	r 18.9	r 24.9	33.4	r 9.3	r 7.6	r 5.7	r 5.7	r 4.9
China,P.R.: Macao	546	0.8	r 0.0	r 0.0	r 0.0	r 0.0	r 0.0	1.5	r 0.1	r 0.1	r 0.1	r 0.4	r 0.3
Czech Republic	935	5.7	r 2.1	r 2.6	r 3.2	r 3.4	r 4.4	2.0	r 2.5	r 1.0	r 1.6	r 2.4	r 1.2
Denmark	128	17.0	r 11.4	r 3.9	r 39.3	r 30.4	r 37.5	34.9	r 5.9	r 5.3	r 9.5	r 11.7	r 8.5
Iceland	176	0.2	r 0.0	r 0.0	r 0.0	r 0.0	r 0.0	0.1	r 0.0	r 0.0	r 0.0	r 0.0	r 0.0
Israel	436	5.0	r 1.6	r 1.3	r 0.6	r 1.3	r 2.5	1.4	r 2.1	r 0.3	r 0.7	r 1.1	r 0.1
Japan	158	663.4	r 218.7	r 176.8	r 259.3	r 248.2	r 254.1	1,254.7	r 259.3	r 244.9	r 284.8	r 266.2	r 255.8
Korea, Republic of	542	334.8	r 79.6	r 50.8	r 88.7	r 81.5	r 72.0	473.8	r 124.4	r 145.8	r 125.5	r 132.7	r 134.0
New Zealand	196	1.0	r 0.7	r 0.7	r 1.8	r 1.4	r 1.4	18.3	r 7.3	r 8.0	r 6.0	r 11.9	r 10.2
Norway	142	3.5	r 1.4	r 0.9	r 2.9	r 2.5	r 2.2	0.3	r 0.4	r 0.5	r 1.3	r 1.2	r 2.0
Singapore	576	890.8	r 122.5	r 251.7	r 198.6	r 162.5	r 436.7	2,268.3	r 733.1	r 656.7	r 680.2	r 861.1	r 892.0
Sweden	144	14.7	r 5.2	r 5.1	r 9.4	r 7.9	r 7.7	31.6	r 5.4	r 6.6	r 5.3	r 16.0	r 20.4
Switzerland	146	8.5	r 1.0	r 1.3	r 2.0	r 1.2	r 1.8	21.4	r 3.7	r 5.4	r 4.6	r 3.9	r 2.4
Taiwan Prov.of China	528	e 65.8	e 17.7	e 18.5	e 18.9	e 20.4	e 19.2	e 224.9	e 61.9	e 66.6	e 75.0	e 78.7	e 72.9
United Kingdom	112	68.8	r 56.2	r 70.5	r 84.2	r 78.0	r 75.3	27.8	r 13.4	r 12.4	r 11.2	r 11.5	r 20.6
United States	111	150.3	r 59.1	r 57.3	r 81.3	r 80.4	r 70.3	216.5	r 283.7	r 133.9	r 113.0	r 164.2	r 182.0
Emerg. & Dev. Economies	200	8,807.0	2,057.4	2,560.6	2,555.3	2,802.5	2,744.4	10,864.5	3,254.7	3,047.5	3,014.1	3,623.2	3,628.8
Emerg. & Dev. Asia	505	8,466.9	1,943.8	2,433.6	2,412.4	2,660.3	2,579.5	10,211.1	2,932.8	2,825.7	2,801.0	3,391.1	3,436.2
American Samoa	859	4.0	r 0.1	r 0.1	r 0.1	r 0.1	r 0.1
Bangladesh	513	21.5	r 15.8	r 14.1	r 40.1	r 58.9	r 59.5	19.4	r 7.0	r 7.0	r 5.6	r 4.2	r 4.7
Brunei Darussalam	516	0.6	r 0.1	r 0.1	r 0.0	r 0.0	r 0.0	0.9	r 0.0	r 0.0	r 0.0	r 0.1	r 0.1
Cambodia	522	2.5	r 0.6	r 0.6	r 0.7	r 0.7	r 0.7	0.5	r 0.4	r 0.3	r 0.4	r 0.4	r 0.4
China,P.R.: Mainland	924	4,766.7	r 1,204.8	r 1,365.7	r 1,238.2	r 1,589.4	r 1,591.9	5,403.1	r 1,369.3	r 1,549.8	r 1,416.1	r 1,780.6	r 1,784.6
F.T. French Polynesia	887	0.1
Guam	829	r 0.0	r 0.0	r 0.0	r 0.0	r 0.0	0.2	r 0.1	r 0.0	r 0.0	r 0.0	r 0.0
India	534	1,038.1	r 148.1	r 289.6	r 211.9	r 58.4	r 53.3	1,094.7	r 363.9	r 209.9	r 162.3	r 239.0	r 232.4
Indonesia	536	116.8	r 36.2	r 30.2	r 26.8	r 25.4	r 39.0	593.4	r 193.5	r 181.5	r 230.8	r 312.6	r 301.0
Kiribati	826	0.1	0.0	r 0.1	r 0.1	r 0.1	r 0.1	r 0.1
Lao People's Dem.Rep	544	0.0	r 0.0	r 0.0	r 0.0	r 0.0	r 0.0	0.2	r 0.4	r 0.4	r 0.4	r 0.4	r 0.4
Malaysia	548	144.4	r 57.2	r 58.3	r 35.7	r 36.6	r 36.0	690.7	r 219.0	r 194.9	r 273.9	r 311.2	r 318.1
Mongolia	948	0.4	r 0.0	r 0.0	r 0.0	r 0.0	r 0.0	0.0	r 0.0
Nauru	836	0.1	0.0	r 0.0	r 0.0	r 0.0	r 0.0	r 0.0
Nepal	558	0.9	r 1.1	r 1.1	r 1.2	r 1.3	r 1.3	0.0	r 0.0	r 0.0	r 0.0	r 0.0	r 0.0
Papua New Guinea	853	0.4	r 0.2	r 0.2	r 0.2	r 0.2	r 0.2	1.3	r 0.0	r 0.0	r 0.0	r 0.0	r 0.0
Philippines	566	39.3	r 5.5	r 7.1	r 2.4	r 4.2	r 5.0	14.5	r 6.0	r 7.4	r 10.6	r 4.9	r 4.7

Myanmar (518)

In Millions of U.S. Dollars

		Exports (FOB)						Imports (CIF)					
		2016	2017Q1	2017Q2	2017Q3	2017Q4	2018Q1	2016	2017Q1	2017Q2	2017Q3	2017Q4	2018Q1
Samoa	862	11.4
Solomon Islands	813	0.3	r 0.0	r 0.0	r 0.0	r 0.0	r 0.0	0.0	r 0.0	r 0.0	r 0.0	r 0.0	r 0.0
Sri Lanka	524	6.4	r 13.8	r 7.6	r 14.3	r 16.6	r 12.7	0.1	r 0.2	r 0.2	r 0.3	r 0.6	r 0.2
Thailand	578	2,241.5	r 433.0	r 628.7	r 805.0	r 832.0	r 744.3	1,985.9	r 588.6	r 513.6	r 527.3	r 537.0	r 592.2
Vietnam	582	75.5	r 27.3	r 30.1	r 35.9	r 36.6	r 35.5	355.2	r 150.8	r 128.0	r 136.4	r 156.8	r 156.1
Asia n.s.	598	46.7	r 33.2	r 32.3	r 36.6	r 42.6	r 41.0
Europe	170	91.0	17.7	17.6	27.3	28.9	45.6	81.7	51.1	62.1	47.4	55.5	46.1
Emerg. & Dev. Europe	903	60.0	13.8	14.3	19.8	22.0	37.3	33.7	29.6	28.7	17.7	30.3	29.5
Albania	914	0.0	0.1	r 0.0	r 0.0	r 0.0	r 0.0	r 0.0
Bosnia and Herzegovina	963	0.0	r 0.1	r 0.0	r 0.1	r 0.1	r 0.1	0.0	r 0.0	r 0.0	r 0.0	r 0.0	r 0.0
Bulgaria	918	23.0	r 0.0	r 0.1	r 0.6	r 0.2	r 1.6	4.5	r 1.0	r 0.7	r 1.1	r 1.3	r 1.1
Croatia	960	0.8	r 0.2	r 0.3	r 0.5	r 0.6	r 0.6	r 0.2	r 1.2	r 0.1	r 0.3
Faroe Islands	816	0.2	r 0.0	r 0.0	r 0.0	r 0.0	r 0.0
Hungary	944	0.7	r 0.3	r 0.6	r 0.6	r 0.2	r 0.5	1.7	r 9.0	r 7.6	r 0.9	r 13.8	r 11.1
Kosovo	967	e 0.1	e 0.1	e 0.0	e 0.1	e 0.1	e 0.1	e 0.0
Macedonia, FYR	962	0.6
Poland	964	30.5	r 10.8	r 11.3	r 15.3	r 18.4	r 32.3	3.9	r 1.3	r 1.6	r 2.0	r 3.0	r 5.7
Romania	968	0.2	r 1.0	r 0.5	r 0.7	r 0.1	r 0.6	1.9	r 1.3	r 0.1	r 0.1	r 1.4	r 1.1
Serbia, Republic of	942	0.3	r 0.2	r 0.2	r 0.0	0.1	r 0.0	r 0.4	r 0.0	r 0.0	r 0.0
Turkey	186	3.6	r 1.1	r 1.3	r 1.9	r 2.3	r 1.5	21.4	r 16.7	r 17.1	r 13.5	r 10.7	r 10.0
CIS	901	31.0	3.9	3.3	7.5	6.8	8.3	48.0	21.5	33.4	29.6	25.2	16.6
Belarus	913	0.0	1.0	r 0.7	r 1.8	r 1.9	r 0.2	r 1.8
Kazakhstan	916	0.2	r 0.0	r 0.0	r 0.0	r 0.0	r 0.0	0.0
Kyrgyz Republic	917	0.1	r 0.1	r 0.0	r 0.0	r 0.1	r 0.1
Moldova	921	3.8	r 3.7	r 3.0	r 3.2	r 3.7	r 3.8
Russian Federation	922	6.0	r 3.5	r 2.8	r 6.4	r 5.9	r 6.9	26.0	r 1.3	r 19.9	r 1.7	r 8.5	r 2.4
Tajikistan	923	0.1	r 0.1	r 0.1	r 0.1	r 0.1	r 0.1
Turkmenistan	925	0.0	r 0.5	r 0.4	r 0.5	r 0.5
Ukraine	926	24.8	r 0.4	r 0.5	r 1.0	r 0.9	r 1.4	16.8	r 14.9	r 8.0	r 22.1	r 11.9	r 8.3
Uzbekistan	927	0.3	r 0.2	r 0.2	r 0.2	r 0.2	r 0.2
Mid East, N Africa, Pak	440	178.5	50.5	57.6	56.3	49.5	42.8	301.9	88.1	60.1	111.1	139.0	107.5
Afghanistan, I.R. of	512	2.0	r 3.9	r 4.0	r 4.6	r 4.7	r 4.7	2.9	r 0.2	r 0.1	r 0.2	r 0.2	r 0.2
Bahrain, Kingdom of	419	1.0	r 0.7	r 0.6	r 0.7	r 0.8	r 0.7	0.0	r 0.0	r 0.0	r 0.0	r 0.0	r 0.0
Djibouti	611	0.0	r 0.1	r 0.1	r 0.2	r 0.2	r 0.2
Egypt	469	0.9	r 0.0	r 0.0	r 0.0	r 0.0	r 0.0	0.6	r 0.3	r 0.3	r 0.3	r 0.3	r 0.3
Iran, I.R. of	429	1.9	r 0.2	r 0.2	r 0.2	r 0.2	r 0.2	27.8	r 11.4	r 10.8	r 12.3	r 14.7	r 14.9
Iraq	433	2.1	r 1.0	r 1.0	r 1.2	r 1.2	r 1.2
Jordan	439	0.0	r 0.1	r 0.3	r 0.1	r 0.1	r 0.1	0.7	r 0.8	r 0.8	r 0.8	r 0.8	r 0.9
Kuwait	443	9.5	r 1.7	r 1.7	r 1.9	r 2.1	r 2.4	0.1	r 0.2	r 0.1	r 0.1	r 0.2	r 0.2
Lebanon	446	0.1	r 0.0	r 0.0	r 0.1	r 0.1	r 0.1	1.7	r 0.2	r 0.5	r 0.0	r 0.1	r 0.0
Mauritania	682	0.0	r 0.1	r 0.1	r 0.1	r 0.1	r 0.1
Morocco	686	0.2	r 0.2	r 0.1	r 0.2	r 0.3	r 0.4	1.5	r 7.2	r 0.9	r 0.0	r 0.1	r 0.1
Oman	449	3.8	r 1.1	r 1.0	r 1.2	r 1.2	r 1.3	9.2	r 1.6	r 2.9	r 3.0	r 3.5	r 3.7
Pakistan	564	59.3	r 13.4	r 21.8	r 20.3	r 11.6	r 6.2	9.9	r 21.6	r 14.0	r 20.1	r 23.2	r 19.4
Qatar	453	3.4	r 1.1	r 1.0	r 2.2	r 2.3	r 2.0	0.0	r 0.0	r 0.0	r 0.0	r 0.0
Saudi Arabia	456	19.9	r 7.5	r 6.8	r 7.9	r 7.9	r 9.4	96.1	r 1.9	r 1.7	r 49.4	r 69.0	r 38.2
Sudan	732	0.0	r 0.0	r 0.0	r 0.0	r 0.0	r 0.0	2.6	r 5.3	r 5.3	r 5.3	r 5.3	r 5.3
Syrian Arab Republic	463	0.2	r 0.0	r 0.0	r 0.0	r 0.0	r 0.0
Tunisia	744	0.0	r 0.0	r 0.0	r 0.0	r 0.0	r 0.0	0.1	r 1.2
United Arab Emirates	466	73.6	r 19.3	r 18.8	r 15.6	r 16.8	r 14.1	148.6	r 36.3	r 22.4	r 19.5	r 21.5	r 24.3
Yemen, Republic of	474	0.5	r 0.0	r 0.0	r 0.0	r 0.0	r 0.0	0.0	r 0.0	r 0.0	r 0.0	r 0.0	r 0.0
Sub-Saharan Africa	603	25.1	36.1	41.5	48.7	50.5	65.5	13.4	12.4	10.3	12.3	10.1	10.2
Angola	614	r 2.2	r 1.8	r 1.9	r 2.2	r 2.3
Benin	638	r 0.2	r 0.2	r 0.3	r 0.3	r 0.3	0.2	r 0.2	r 0.1	r 0.2	r 0.2	r 0.2
Botswana	616	0.1	r 0.0	r 0.0	r 0.0	r 0.0	r 0.0
Burundi	618	0.1
Cameroon	622	1.5	r 2.7	r 2.7	r 3.1	r 3.2	r 3.2	1.0	r 0.1	r 0.1	r 0.1	r 0.1	r 0.2
Central African Rep.	626	0.1	r 0.2	r 0.2	r 0.2	r 0.2	r 0.2
Congo, Dem. Rep. of	636	0.0	r 0.1	r 0.1	r 0.1	r 0.1	r 0.1	0.0	r 0.0	r 0.0	r 0.0	r 0.0	r 0.0
Côte d'Ivoire	662	11.2	r 13.5	r 13.7	r 15.7	r 16.1	r 16.1	r 0.1	r 0.1	r 0.1	r 0.1	r 0.1

Myanmar (518)

In Millions of U.S. Dollars

		Exports (FOB)						Imports (CIF)					
		2016	2017Q1	2017Q2	2017Q3	2017Q4	2018Q1	2016	2017Q1	2017Q2	2017Q3	2017Q4	2018Q1
Eritrea	643	0.1	0.1	r 0.0	r 0.0	r 0.0	r 0.0	r 0.0
Gabon	646	0.1	r 0.0	r 0.0	r 0.0	r 0.0	r 0.0
Gambia, The	648	1.2	r 0.0	r 0.0	r 0.0	r 0.0	r 0.0	1.3	r 0.0	r 0.0	r 0.0	r 0.0	r 0.0
Ghana	652	0.0	r 0.9	r 0.9	r 1.0	r 1.0	r 1.0	0.0	r 0.0	r 0.0	r 0.0	r 0.0	r 0.0
Guinea	656	6.3	r 6.0	r 6.0	r 6.9	r 7.1	r 7.1	r 0.0	r 0.0	r 0.0	r 0.0	r 0.0
Guinea-Bissau	654	r 0.1	r 0.1	r 0.1	r 0.1	r 0.1
Kenya	664	0.3	r 0.0	r 0.0	r 0.1	r 0.3	r 0.0	0.4	r 0.1	r 0.2	r 0.3	r 0.2	r 0.3
Liberia	668	0.1	r 0.0	r 0.0	r 0.0	r 0.0	r 0.0	0.0	r 0.0	r 0.0	r 0.0	r 0.0	r 0.0
Madagascar	674	0.6	r 6.5	r 6.6	r 7.6	r 7.8	r 7.8	r 0.0	r 0.0	r 0.0	r 0.0	r 0.0
Malawi	676	0.1	r 0.1	r 0.1	r 0.1	r 0.1	r 0.1
Mali	678	r 0.0	r 0.0	r 0.0	r 0.0	r 0.0	0.5	r 0.0	r 0.0	r 0.0	r 0.0	r 0.0
Mauritius	684	0.0	r 0.1	r 0.1	r 0.1	r 0.0	r 0.1	0.4	r 0.0	r 0.0
Mozambique	688	r 2.0	r 2.0	r 2.3	r 2.4	r 2.4	r 3.3	r 2.7	r 2.8	r 3.3	r 3.4
Namibia	728	0.0	0.1	r 0.1	r 0.1	r 0.1	r 0.1	r 0.2
Niger	692	0.0	r 0.1	r 0.1	r 0.1	r 0.1	r 0.1	0.0	r 0.0	r 0.0	r 0.0	r 0.0	r 0.0
Nigeria	694	r 0.1	r 0.1	r 0.1	r 0.1	r 0.1	0.8	r 0.2	r 0.2	r 0.2	r 0.2	r 0.2
Senegal	722	0.3	r 7.4	r 7.8	r 21.8	0.2	r 0.2	r 0.2	r 0.2	r 0.2	r 0.2
Seychelles	718	0.1	r 0.0	r 0.0	r 0.0	r 0.0	r 0.0	0.1	r 0.0	r 0.0	r 0.0	r 0.0	r 0.0
Sierra Leone	724	0.1	r 0.0	r 0.0	r 0.0	r 0.0	r 0.0	0.3	r 0.0	r 0.0	r 0.0	r 0.0	r 0.0
South Africa	199	2.0	r 3.6	r 6.9	r 3.5	r 2.8	r 4.1	5.7	r 3.1	r 2.5	r 3.9	r 0.6	r 0.3
Swaziland	734	0.6	r 0.1	r 0.1	r 0.1	r 0.1	r 0.1	0.5	r 1.7	r 1.4	r 1.4	r 1.7	r 1.7
Togo	742	0.1	r 1.6	r 1.1	r 0.9	0.0	r 0.0	r 0.0	r 0.0	r 0.0	r 0.0
Uganda	746	0.1	r 0.0	r 0.0	r 0.0	r 0.0	r 0.0	1.0	r 0.0	r 0.0	r 0.0	r 0.0	r 0.0
Zimbabwe	698	0.1	0.4	r 0.1	r 0.1	r 0.1	r 0.1	r 0.1
Africa n.s.	799	0.0	r 0.5	r 0.4	r 0.5	r 0.5	r 0.6
Western Hemisphere	205	45.5	9.3	10.4	10.5	13.3	11.0	256.3	170.3	89.1	42.4	27.5	28.8
Anguilla	312	0.0	r 0.1	r 0.1	r 0.1	r 0.1	r 0.1
Antigua and Barbuda	311	1.4	r 0.0	r 0.0	r 0.0	r 0.0	r 0.0
Argentina	213	3.2	r 1.0	r 1.4	r 1.1	r 2.3	r 1.7	11.0	r 2.2	r 4.4	r 2.3	r 0.6	r 1.9
Aruba	314	0.1	r 0.2	r 0.2	r 0.2	r 0.2	r 0.2	0.0	r 0.0	r 0.0	r 0.0	r 0.0	r 0.0
Belize	339	0.0	r 0.0	r 0.0	r 0.0	r 0.0	r 0.1	117.5	r 1.3	r 1.3	r 1.3	r 1.3	r 1.3
Bermuda	319	0.2	r 0.0	r 0.0	r 0.0	r 0.0	r 0.0
Bolivia	218	r 0.0	r 0.0	r 0.0	r 0.0	r 0.0	2.6	r 3.6	r 0.0	r 1.1
Brazil	223	4.8	r 1.8	r 2.2	r 1.9	r 1.9	r 2.2	106.4	r 138.4	r 56.7	r 28.6	r 14.8	r 13.9
Chile	228	5.1	r 1.2	r 1.4	r 1.3	r 3.3	r 1.5	1.2	r 0.2	r 0.2	r 0.5	r 0.1	r 0.3
Colombia	233	1.9	r 0.3	r 0.2	r 0.4	r 0.4	r 0.4	0.1	r 0.4	r 4.5	r 0.1
Costa Rica	238	0.2	0.1	r 0.0	r 0.0	r 0.0	r 0.0	r 0.0
Curacao	354	1.5	0.0	r 0.0	r 0.0	r 0.0	r 0.0	r 0.0
Dominica	321	0.7	0.1	r 0.0	r 0.0	r 0.0	r 0.0	r 0.0
Dominican Republic	243	0.1	r 0.0	r 0.0	r 0.0	r 0.0	r 0.0	0.0	r 0.0	r 0.0	r 0.0	r 0.0	r 0.0
Ecuador	248	9.2	r 0.0	r 0.0	r 0.0	r 0.0	r 0.0	0.3	r 0.0	r 0.0	r 0.0	r 0.0	r 0.0
El Salvador	253	0.6	0.1	r 3.5	r 0.4
Greenland	326	0.1	r 0.0	r 0.0	r 0.0	r 0.0	r 0.0
Grenada	328	0.0	0.2	r 0.0	r 0.0	r 0.0	r 0.0	r 0.0
Guatemala	258	0.1	r 0.0	r 0.0	r 0.0	1.8	r 17.5	r 5.5	r 0.1	r 0.1
Honduras	268	0.9	r 0.0	r 0.0	r 0.0	r 0.0	r 0.0
Jamaica	343	0.4	r 0.0	r 0.0	r 0.0	r 0.0	r 0.0	0.0	r 0.0	r 0.0	r 0.0	r 0.0	r 0.0
Mexico	273	9.3	r 2.4	r 2.4	r 2.4	r 2.4	r 2.4	3.8	r 4.5	r 4.5	r 4.5	r 4.5	r 4.5
Nicaragua	278	0.0	0.0	r 0.5	r 0.5	r 0.5	r 0.5	r 0.5
Panama	283	1.6	r 0.4	r 0.4	r 0.4	r 0.4	r 0.4	0.6
Paraguay	288	0.0	r 0.0	r 0.1	r 0.1	r 0.1	r 0.1	6.8	r 4.6	r 3.8	r 3.9	r 4.6	r 4.7
Peru	293	1.6	r 0.5	r 0.6	r 0.9	r 0.5	r 0.4	0.0	r 0.0	r 0.1	r 0.0	r 0.0	r 0.1
Suriname	366	1.0	r 0.1	r 0.1	r 0.1	r 0.1	r 0.1	0.1	r 0.0	r 0.0	r 0.0	r 0.0	r 0.0
Trinidad and Tobago	369	1.1	r 0.8	r 0.8	r 0.9	r 1.0	r 1.0	r 0.0	r 0.0	r 0.0	r 0.0	r 0.0
Uruguay	298	0.1	r 0.1	r 0.0	r 0.1	r 0.1	r 0.0	1.3	r 0.0	r 0.1
Venezuela, Rep. Bol.	299	1.5	r 0.5	r 0.5	r 0.6	r 0.6	r 0.6	0.6	r 0.3	r 0.2	r 0.2	r 0.3	r 0.3
Western Hem. n.s.	399	0.1	r 0.1	r 0.0	r 0.1	r 0.1	r 0.1
Other Countries n.i.e	910	1.3	1.6	0.1	0.1	0.1	0.1	0.1
Korea, Dem. People's Rep.	954	1.3	1.5	r 0.1	r 0.1	r 0.1	r 0.1	r 0.1
Countries & Areas n.s.	898	0.0	r 0.1	r 0.1	r 0.1	r 0.1	r 0.1

Myanmar (518)

In Millions of U.S. Dollars

		Exports (FOB)						Imports (CIF)					
		2016	2017Q1	2017Q2	2017Q3	2017Q4	2018Q1	2016	2017Q1	2017Q2	2017Q3	2017Q4	2018Q1
Memorandum Items													
Africa	605	25.3	36.4	41.7	49.1	51.0	66.1	17.6	26.1	16.6	17.6	15.5	15.6
Middle East	405	117.0	32.9	31.5	31.1	32.8	31.4	284.9	52.6	39.7	85.5	110.2	82.5
European Union	998	603.0	298.9	288.4	489.3	431.5	492.5	416.7	248.8	175.3	194.2	229.3	224.4
Export earnings: fuel	080	136.2	38.0	35.8	39.4	40.6	40.2	313.3	56.3	68.7	89.0	120.9	87.6
Export earnings: nonfuel	092	11,588.6	2,854.0	3,397.4	3,688.0	3,810.9	4,067.0	15,607.3	4,969.4	4,467.6	4,477.0	5,286.7	5,341.0

Namibia (728)

In Millions of U.S. Dollars

		Exports (FOB)						Imports (CIF)					
		2016	2017Q1	2017Q2	2017Q3	2017Q4	2018Q1	2016	2017Q1	2017Q2	2017Q3	2017Q4	2018Q1
IFS World		4,808.9	6,901.3
World	001	4,517.4	982.7	1,260.1	1,120.9	1,447.3	1,597.7	6,729.1	1,571.7	1,574.8	1,723.6	1,915.0	1,919.0
Advanced Economies	110	2,168.3	457.3	509.6	453.5	628.2	762.2	848.0	186.4	155.9	176.3	217.0	240.6
Euro Area	163	826.6	287.0	301.7	212.3	223.9	222.0	351.5	108.9	73.3	86.5	121.3	84.8
Austria	122	0.5	r 0.0	r 0.1	r 0.0	r 0.2	r 0.1	12.4	r 2.5	r 1.1	r 2.4	r 1.7	r 0.9
Belgium	124	151.8	r 72.1	r 91.5	r 29.3	r 51.8	r 69.2	25.6	r 6.4	r 2.5	r 5.6	r 5.3	r 4.2
Cyprus	423	3.1	r 1.0	r 2.1	r 4.0	r 2.2	r 2.6	0.2	r 1.3	r 8.9	r 5.0	r 13.1	r 0.0
Estonia	939	0.0	r 0.0	5.6	r 4.7	r 0.0	r 4.6	r 0.0	r 4.0
Finland	172	0.3	r 0.1	r 0.1	r 0.0	r 0.0	r 0.3	21.5	r 1.4	r 0.6	r 1.4	r 1.1	r 1.6
France	132	125.9	r 58.1	r 74.4	r 23.5	r 22.5	r 9.8	14.3	r 11.6	r 4.0	r 3.4	r 6.7	r 3.1
Germany	134	69.8	r 25.1	r 4.2	r 12.6	r 7.3	r 13.1	90.9	r 23.6	r 21.4	r 27.6	r 20.1	r 20.5
Greece	174	3.0	r 0.7	r 0.4	r 1.2	r 1.1	r 1.0	0.8	r 0.4	r 1.5	r 3.0	r 0.5	r 2.0
Ireland	178	2.1	r 5.8	r 0.0	r 3.0	r 0.0	r 0.0	2.4	r 9.2	r 1.8	r 1.0	r 7.7	r 1.1
Italy	136	188.4	r 59.7	r 50.3	r 45.2	r 48.2	r 41.6	114.8	r 35.4	r 5.9	r 8.3	r 38.3	r 4.4
Lithuania	946	0.3	r 0.5	r 0.0	r 0.0	r 0.2	3.0	r 0.2	r 0.2	r 0.3	r 0.1	r 0.6
Luxembourg	137	3.0	r 0.3	r 0.1	r 0.0	0.0	r 0.2	r 0.5	r 0.0
Malta	181	0.1	r 0.1	r 0.0	r 0.0	r 0.2	r 0.1	0.1	r 0.0
Netherlands	138	27.5	r 11.7	r 4.9	r 12.7	r 25.4	r 21.1	17.2	r 2.5	r 3.4	r 5.3	r 5.0	r 6.5
Portugal	182	42.8	r 8.1	r 9.1	r 10.4	r 6.2	r 10.2	6.2	r 2.8	r 10.9	r 6.4	r 4.7	r 21.9
Slovak Republic	936	0.0	r 0.0	r 0.0	r 0.0	r 0.0	0.2	r 0.1	r 0.2	r 0.0	r 0.1	r 0.0
Slovenia	961	0.0	r 0.0	r 0.0	r 0.0	0.0	r 0.0	r 0.1	r 0.1	r 0.0
Spain	184	207.9	r 43.6	r 64.5	r 70.2	r 58.6	r 52.7	35.9	r 6.7	r 10.8	r 11.8	r 16.4	r 14.0
Australia	193	6.6	r 1.5	r 1.1	r 2.0	r 1.8	r 2.1	13.3	r 6.3	r 1.5	r 2.3	r 3.4	r 3.8
Canada	156	48.4	r 19.2	r 6.8	r 10.5	r 11.2	r 0.5	10.4	r 1.6	r 0.9	r 1.2	r 1.7	r 2.2
China,P.R.: Hong Kong	532	11.8	r 0.3	r 0.3	r 17.5	r 25.7	r 12.4	30.4	r 1.9	r 1.6	r 10.1	r 6.4	r 3.7
China,P.R.: Macao	546	0.1	r 0.0	r 0.0	r 0.0	r 0.0	r 0.0
Czech Republic	935	0.2	r 0.0	r 0.1	r 0.1	r 0.0	r 0.0	2.3	r 0.4	r 2.9	r 1.1	r 1.3	r 0.8
Denmark	128	2.5	r 1.5	r 0.1	r 0.2	r 0.1	r 1.3	5.5	r 1.6	r 1.1	r 3.5	r 1.3	r 1.5
Iceland	176	0.0	r 4.5	r 0.1	r 0.4	r 22.8	r 66.8	1.2	r 0.1	r 0.2	r 0.1	r 0.1	r 0.1
Israel	436	26.9	r 3.6	r 10.8	r 39.5	r 10.6	5.2	r 1.4	r 0.9	r 0.9	r 1.7	r 0.4
Japan	158	6.8	r 1.2	r 2.3	r 2.0	r 0.8	r 2.8	21.9	r 8.6	r 12.0	r 8.9	r 8.3	r 6.9
Korea, Republic of	542	3.0	r 0.1	r 0.2	r 2.4	r 0.2	r 0.5	11.0	r 0.5	r 4.7	r 0.9	r 0.5	r 0.9
New Zealand	196	0.1	r 0.0	r 0.0	r 0.6	r 4.7	r 0.1	1.0	r 0.1	r 0.2	r 2.0	r 0.6	r 0.1
Norway	142	150.4	r 13.9	r 25.7	r 51.5	r 41.1	r 41.6	169.1	r 0.4	r 0.8	r 0.6	r 1.3	r 1.6
Singapore	576	4.5	r 1.1	r 5.2	r 5.2	r 5.9	r 5.6	7.4	r 0.6	r 2.7	r 5.9	r 3.1	r 4.6
Sweden	144	0.3	r 0.4	r 0.1	r 0.1	r 0.0	r 0.7	3.5	r 0.6	r 1.2	r 2.2	r 3.2	r 1.6
Switzerland	146	904.5	r 72.8	r 114.6	r 112.4	r 197.2	r 349.2	51.0	r 10.5	r 7.0	r 5.4	r 2.3	r 2.3
Taiwan Prov. of China	528	e 2.3	e 8.0	e 1.5	e 1.6	e 1.8	e 1.9	e 1.8
United Kingdom	112	47.6	r 8.2	r 7.0	r 7.3	r 21.5	r 14.2	29.2	r 8.9	r 9.6	r 10.5	r 24.4	r 10.8
United States	111	125.9	r 45.5	r 40.5	r 18.2	r 31.9	r 32.0	125.9	r 32.2	r 33.8	r 32.6	r 34.1	r 112.6
Vatican	187	0.2	r 0.0	r 0.0	r 0.0	r 0.0	r 0.0
Emerg. & Dev. Economies	200	2,349.0	525.3	750.5	667.4	819.1	835.5	5,706.1	1,371.5	1,404.6	1,532.1	1,681.8	1,663.0
Emerg. & Dev. Asia	505	204.4	54.3	53.7	54.7	124.9	46.8	388.2	151.2	120.5	133.9	118.5	152.4
Bangladesh	513	0.0	r 0.0	r 0.1	r 0.0	0.1	r 0.1	r 0.1	r 0.1	r 0.1	r 0.1
Bhutan	514	0.2	0.0	r 0.0	r 0.0	r 0.0	r 0.0	r 0.0
China,P.R.: Mainland	924	163.7	r 44.6	r 43.8	r 47.6	r 116.7	r 36.2	197.2	r 67.3	r 87.2	r 105.2	r 89.3	r 125.6
F.T. New Caledonia	839	0.0	0.1
India	534	29.4	r 7.8	r 8.1	r 5.5	r 5.9	r 8.8	155.4	r 77.9	r 27.2	r 22.0	r 19.9	r 19.5
Indonesia	536	0.2	r 0.0	r 0.0	r 0.0	r 0.3	r 0.1	1.7	r 0.3	r 0.5	r 0.3	r 1.0	r 0.4
Kiribati	826	0.2	r 0.0	r 0.0	r 0.0	r 0.0	r 0.0
Malaysia	548	2.5	r 0.1	r 0.1	r 0.1	r 0.1	r 0.1	5.1	r 3.2	r 3.2	r 3.2	r 3.2	r 3.2
Marshall Islands	867	1.4	r 1.0	r 1.1	r 1.0	r 1.2	r 1.1	15.6	r 0.2	r 0.2	r 0.2	r 0.2	r 0.2
Mongolia	948	r 0.1	r 0.0
Philippines	566	0.0	r 0.0	r 0.0	r 0.0	r 0.0	r 0.0	1.2	r 0.0	r 0.3	r 0.0	r 0.0
Sri Lanka	524	0.0	0.0	r 0.1	r 0.0	r 0.0	r 0.0
Thailand	578	1.1	r 0.1	r 0.0	r 0.0	r 0.0	r 0.0	4.0	r 0.5	r 0.3	r 0.8	r 2.9	r 1.6
Vanuatu	846	1.0	r 0.1	r 0.1	r 0.0	r 0.1	r 0.1	0.0	r 0.0	r 0.0	r 0.0	r 0.0	r 0.0
Vietnam	582	4.7	r 0.5	r 0.5	r 0.5	r 0.6	r 0.5	0.2	r 0.3	r 0.3	r 0.3	r 0.4	r 0.4
Asia n.s.	598	7.6	r 1.3	r 1.3	r 1.4	r 1.5	r 1.4

Namibia (728)

In Millions of U.S. Dollars

		Exports (FOB)						Imports (CIF)					
		2016	2017Q1	2017Q2	2017Q3	2017Q4	2018Q1	2016	2017Q1	2017Q2	2017Q3	2017Q4	2018Q1
Europe	170	5.2	5.4	1.3	1.2	4.4	11.1	182.7	85.1	138.5	116.7	190.1	205.6
Emerg. & Dev. Europe	903	4.3	1.0	1.2	1.1	1.0	1.4	145.6	84.2	136.8	115.3	183.6	195.1
Albania	914	0.0	0.1	r 0.0	r 0.0	r 0.0	r 0.0	r 0.0
Bosnia and Herzegovina	963	1.2	r 0.0	r 0.0	r 0.0	r 0.0	r 0.0
Bulgaria	918	0.0	r 0.0	r 0.0	r 0.0	r 0.0	r 0.0	43.4	r 41.8	r 110.1	r 111.7	r 177.5	r 187.2
Faroe Islands	816	0.1	r 0.0	r 0.0	r 0.0	r 0.0	r 0.0
Gibraltar	823	0.2	r 0.0	r 0.0	r 0.0	r 0.0	r 0.0	0.0	r 0.0	r 0.0	r 0.0	r 0.0	r 0.0
Hungary	944	0.2	r 0.0	r 0.1	r 0.0	r 0.1	r 0.0	0.4	r 0.0	r 0.1	r 0.5	r 0.0	r 0.0
Poland	964	2.9	r 0.7	r 0.9	r 0.8	r 0.8	r 0.7	10.9	r 1.1	r 3.5	r 0.2	r 0.3	r 0.3
Romania	968	0.1	r 0.0	r 0.0	r 0.0	r 0.0	0.0	r 0.0	r 0.0	r 0.0	r 0.1	r 0.3
Serbia, Republic of	942	0.0	r 0.0	r 0.0	r 0.0	r 0.0	r 0.0	0.2	r 0.0	r 0.0	r 0.0	r 0.0	r 0.0
Turkey	186	0.6	r 0.2	r 0.1	r 0.1	r 0.1	r 0.7	89.4	r 41.2	r 23.1	r 3.0	r 5.6	r 7.2
CIS	901	0.9	4.4	0.1	0.2	3.4	9.7	37.1	0.9	1.7	1.3	6.5	10.5
Armenia	911	0.1	r 0.0	r 0.0
Russian Federation	922	0.7	r 4.3	r 0.0	r 0.0	r 3.3	r 9.6	35.0	r 0.8	r 1.6	r 1.2	r 6.4	r 10.4
Ukraine	926	0.1	r 0.1	r 0.1	r 0.1	r 0.1	r 0.1	2.0	r 0.1	r 0.1	r 0.1	r 0.1	r 0.1
Mid East, N Africa, Pak	440	108.8	56.6	46.7	64.6	44.7	57.0	95.2	45.4	47.4	49.7	58.8	51.4
Algeria	612	0.6	r 0.0	r 0.0	r 0.1	r 0.1	0.0
Bahrain, Kingdom of	419	0.0	r 0.0	r 0.0	r 0.0	r 0.0	r 0.0	0.0	r 4.5	r 4.7	r 5.0	r 5.3	r 5.1
Egypt	469	3.4	r 0.0	r 0.0	r 0.0	r 0.0	r 0.0	0.3	r 0.8	r 0.8	r 0.8	r 0.8	r 0.8
Jordan	439	0.0	r 0.0	r 0.0	r 0.1	r 0.1	r 0.0	0.0	r 0.0	r 0.0	r 0.0	r 0.0	r 0.0
Kuwait	443	0.1	r 0.0	r 0.0	r 0.0	r 0.0	r 0.0	0.0	r 0.0	r 0.0	r 0.0	r 0.0	r 0.0
Lebanon	446	0.3	r 0.7	r 0.3	r 0.3	r 1.0	r 0.7	0.0	r 0.0	r 0.0	r 0.0	r 0.0	r 0.0
Morocco	686	0.0	r 0.0	r 0.0	r 0.0	r 0.0	11.0	r 2.6	r 3.2	r 2.0	r 6.9	r 3.8
Oman	449	0.0	r 0.0	r 0.0	r 0.0	r 0.0	r 0.0	19.7	r 2.7	r 2.7	r 2.7	r 2.7	r 2.7
Pakistan	564	0.0	r 0.0	r 0.0	r 0.0	r 0.0	r 0.0	0.1	r 0.1	r 0.1	r 0.2	r 0.7	r 0.3
Qatar	453	0.2	r 0.1	r 0.0	r 0.2	0.1	r 0.1	r 0.0
Saudi Arabia	456	0.8	r 0.0	r 0.0	r 0.0	r 0.5	r 0.4	15.1	r 10.6	r 10.8	r 12.8	r 14.2	r 12.0
Sudan	732	0.1	r 0.0	r 0.0	r 0.0	r 0.1	r 0.1	0.0	r 0.0	r 0.0	r 0.0	r 0.0	r 0.0
Tunisia	744	r 0.0	0.6	r 0.3	r 0.3	r 0.3	r 0.3	r 0.3
United Arab Emirates	466	103.1	r 55.5	r 46.2	r 64.0	r 42.8	r 55.5	48.1	r 23.6	r 24.6	r 26.0	r 27.8	r 26.4
West Bank and Gaza	487	e 0.1	e 0.0	e 0.0	e 0.0	e 0.0	e 0.0	r 0.0	r 0.0	r 0.0	r 0.0	r 0.0
Sub-Saharan Africa	603	2,017.4	407.9	646.9	543.6	640.8	709.3	4,672.7	1,056.3	1,063.9	1,172.0	1,247.7	1,170.7
Angola	614	99.6	r 16.8	r 14.7	r 12.1	r 15.8	r 18.1	6.2	r 0.4	r 0.7	r 1.2	r 1.6	r 2.0
Benin	638	2.0	r 0.5	r 0.5	r 0.4	r 0.5	r 0.5	0.1	r 0.0	r 0.0	r 0.0	r 0.0	r 0.0
Botswana	616	676.8	r 85.2	r 245.2	r 106.0	r 202.6	r 281.5	456.2	r 170.5	r 104.9	r 79.1	r 58.7	r 64.2
Cameroon	622	0.3	r 0.4	r 0.4	r 0.3	r 0.4	r 0.4	0.0	r 0.0	r 0.0	r 0.0	r 0.0	r 0.0
Comoros	632	0.5	r 0.3	r 0.3	r 0.3	r 0.3	r 0.3	r 0.0	r 0.0	r 0.0	r 0.0	r 0.0
Congo, Dem. Rep. of	636	81.7	r 27.6	r 30.0	r 26.9	r 31.9	r 29.3	21.8	r 0.7	r 0.7	r 0.7	r 0.8	r 0.7
Congo, Republic of	634	0.6	r 0.0	r 0.0	r 0.0	r 0.0	r 0.0	0.0	r 0.0	r 0.0	r 0.0	r 0.0	r 0.0
Côte d'Ivoire	662	0.2	r 5.6	r 5.6	r 5.6	r 5.6	r 5.6	9.9	r 0.0	r 0.0	r 0.0	r 0.0	r 0.0
Ethiopia	644	0.0	r 0.0	r 0.0	r 0.0	r 0.0	r 0.0	0.6	r 0.1	r 0.1	r 0.1	r 0.1	r 0.1
Ghana	652	1.9	r 0.1	r 0.1	r 0.1	r 0.1	r 0.1	0.2	r 0.0	r 0.0	r 0.0	r 0.0	r 0.0
Guinea	656	0.0	r 0.4	r 0.4	r 0.4	r 0.4	r 0.4	r 0.4	r 0.4	r 0.5	r 0.5	r 0.5
Kenya	664	1.2	r 0.1	r 0.1	r 0.2	r 0.3	r 0.4	0.5	r 0.4	r 0.7	r 0.8	r 0.3	r 0.2
Lesotho	666	0.3	r 0.1	r 0.1	r 0.1	r 0.1	r 0.1	0.3	r 0.2	r 0.2	r 0.2	r 0.3	r 0.2
Liberia	668	0.5	r 0.0	r 0.0	r 0.0	r 0.0	r 0.0	0.0	r 1.5	r 1.5	r 1.6	r 1.7	r 1.6
Malawi	676	0.7	r 0.3	r 0.3	r 0.3	r 0.3	r 0.3	0.1	r 0.0	r 0.1	r 0.1	r 0.1	r 0.1
Mali	678	0.2	r 0.0	r 0.0	r 0.0	r 0.0	r 0.0	0.0	r 0.0	r 0.0	r 0.0	r 0.0	r 0.0
Mauritius	684	2.9	r 1.0	r 0.6	r 0.3	r 0.4	r 0.6	2.7	r 0.0	r 0.2	r 0.6	r 7.6	r 8.6
Mozambique	688	39.5	r 7.7	r 5.3	r 3.3	r 3.6	r 4.1	14.0	r 2.1	r 2.2	r 2.4	r 2.5	r 2.4
Niger	692	0.5	r 0.0	r 0.0	r 0.0	r 0.0	r 0.0	0.0	r 0.0	r 0.0	r 0.0	r 0.0	r 0.0
Nigeria	694	8.4	r 3.3	r 3.7	r 3.2	r 3.8	r 3.3	11.5	r 0.0	r 0.0	r 0.0	r 0.0	r 0.0
Senegal	722	0.1	r 0.2	r 0.0	r 0.1	0.3	r 0.3	r 0.0	r 0.3	r 0.1
Seychelles	718	0.4	r 0.1	r 0.1	r 0.1	r 0.1	r 0.1	1.3	r 0.0	r 0.0	r 0.0	r 0.0	r 0.0
Sierra Leone	724	0.0	r 0.2	r 0.2	r 0.2	r 0.2	r 0.2	r 0.0	r 0.0	r 0.0	r 0.0	r 0.0
South Africa	199	772.4	r 221.4	r 299.3	r 341.0	r 277.7	r 313.1	3,843.1	r 837.5	r 911.1	r 979.3	r 1,008.3	r 927.7
Swaziland	734	0.7	r 0.2	r 0.2	r 0.2	r 0.2	r 0.2	19.4	r 4.7	r 4.9	r 5.1	r 5.5	r 5.2
Tanzania	738	2.7	r 0.1	r 0.1	r 0.3	r 0.2	0.4	r 0.0	r 0.4	r 0.2	r 1.2	r 0.1
Togo	742	0.1	r 0.0	r 0.0	0.7	r 1.8	r 1.8	r 1.8	r 1.8	r 1.8

Namibia (728)

In Millions of U.S. Dollars

		Exports (FOB)						Imports (CIF)					
		2016	2017Q1	2017Q2	2017Q3	2017Q4	2018Q1	2016	2017Q1	2017Q2	2017Q3	2017Q4	2018Q1
Uganda	746	0.0	r 0.0	r 0.0	r 0.0	r 0.0	r 0.0	4.3	r 0.0	r 0.0	r 0.0	r 0.0	r 0.0
Zambia	754	303.1	r 30.9	r 33.6	r 37.2	r 89.7	r 44.7	277.6	r 35.1	r 33.2	r 97.3	r 155.9	r 154.4
Zimbabwe	698	20.1	r 5.7	r 5.9	r 5.2	r 6.2	r 5.9	1.6	r 0.5	r 0.5	r 0.6	r 0.6	r 0.6
Western Hemisphere	205	13.3	1.1	1.9	3.3	4.3	11.2	367.3	33.6	34.4	59.8	66.7	82.8
Antigua and Barbuda	311	0.3	r 0.0	r 0.0	r 0.0	r 0.0	r 0.0
Argentina	213	0.1	r 0.0	6.6	r 3.3	r 0.5	r 0.4	r 0.2	r 2.4
Bahamas, The	313	3.3	r 0.3	r 0.3	r 0.3	r 0.3	r 0.3	161.3	r 0.4	r 0.4	r 0.5	r 0.5	r 0.5
Belize	339	0.5	r 0.0	r 0.1	7.8	r 0.0	r 0.0	r 0.0	r 0.0	r 0.0
Brazil	223	1.0	r 0.0	r 0.4	r 0.8	r 0.0	4.5	r 6.4	r 6.9	r 14.6	r 11.6	r 7.4
Chile	228	0.1	r 0.0	r 0.1	r 0.0	r 0.1	r 0.0	52.0	r 0.7	r 0.0
Ecuador	248	0.0	r 0.0	r 0.0	r 0.0	r 0.0	r 0.0	0.0	r 0.1	r 0.1	r 0.1	r 0.1	r 0.1
El Salvador	253	0.1	0.0	r 0.0	r 0.0	r 0.0	r 0.0	r 0.0
Falkland Islands	323	0.4	r 0.1	r 0.1	r 0.1	r 0.1	r 0.1	24.5	r 1.7	r 1.7	r 1.8	r 2.0	r 1.9
Haiti	263	0.5	r 0.0	r 0.0	r 0.0	r 0.0	r 0.0
Mexico	273	0.1	r 0.0	r 0.2	r 0.1	r 0.3	r 2.3	7.0	r 0.6	r 1.8	r 4.9	r 6.0	r 1.0
Panama	283	5.3	r 0.5	r 0.5	r 0.5	r 0.5	r 0.5	11.4	r 1.9	r 1.9	r 1.9	r 1.9	r 1.9
Peru	293	0.0	r 0.0	r 0.0	r 0.0	r 0.0	r 0.0	84.4	r 18.8	r 19.8	r 35.1	r 43.9	r 67.1
St. Kitts and Nevis	361	0.4	r 0.1	r 0.1	r 0.1	r 0.1	r 0.1	r 0.0	r 0.0	r 0.0	r 0.0	r 0.0
St. Vincent & Grens.	364	1.0	r 0.0	r 0.0	r 0.0	r 0.0	r 0.0	7.2
Uruguay	298	0.1	r 1.3	r 2.6	r 7.7	0.5	r 0.0	r 0.0	r 0.0
Western Hem. n.s.	399	0.1	r 0.3	r 0.3	r 0.4	r 0.4	r 0.4
Countries & Areas n.s.	898	174.9	r 13.8	r 14.3	r 15.1	r 16.2	r 15.4
Memorandum Items													
Africa	605	2,018.2	408.0	647.0	543.7	640.9	709.4	4,684.3	1,059.2	1,067.4	1,174.3	1,254.9	1,174.8
Middle East	405	108.0	56.5	46.6	64.5	44.5	56.9	83.5	42.4	43.8	47.3	50.8	47.1
European Union	998	880.4	297.8	310.2	220.9	246.4	239.0	446.6	163.4	201.7	215.9	329.5	287.4
Export earnings: fuel	080	214.1	80.3	64.6	79.6	66.3	87.2	135.8	42.9	45.5	49.1	58.3	58.8
Export earnings: nonfuel	092	4,303.3	902.4	1,195.4	1,041.3	1,381.0	1,510.5	6,593.3	1,528.8	1,529.4	1,674.5	1,856.7	1,860.2

Nauru (836)

In Millions of U.S. Dollars

		Exports (FOB)						Imports (CIF)					
		2016	2017Q1	2017Q2	2017Q3	2017Q4	2018Q1	2016	2017Q1	2017Q2	2017Q3	2017Q4	2018Q1
IFS World	
World	001	18.5	10.3	10.3	6.6	10.8	4.9	49.9	15.6	10.8	10.5	14.3	13.2
Advanced Economies	110	17.6	6.6	6.1	2.7	6.8	0.8	42.4	11.6	7.8	8.4	12.5	10.6
Euro Area	163	0.1	0.0	0.0	0.0	0.0	0.0	0.3	0.0	0.0	0.0	0.0	0.0
Ireland	178	e 0.0	e 0.1
Italy	136	e 0.0	e 0.1	e 0.0
Australia	193	e 4.7	e 0.1	e 2.8	e 0.1	e 2.9	e 0.1	e 35.9	e 8.7	e 7.0	e 7.5	e 10.9	e 7.7
Canada	156	e 0.2	e 0.4
China,P.R.: Hong Kong	532	e 0.0	e 0.0	e 0.0	e 0.0	e 0.0	e 0.0	e 0.4	e 0.1	e 0.0	e 0.0	e 0.0	e 0.1
Japan	158	e 4.5	e 3.8	e 2.4	e 0.0	e 2.2	e 0.1	e 0.0	e 0.1	e 0.1	e 1.9
Korea, Republic of	542	e 3.9	e 2.5	e 2.6	e 0.0	e 0.0	e 0.3	e 0.1	e 0.0	e 0.0	e 0.0
New Zealand	196	e 3.0	e 0.0	e 0.0	e 2.2	e 0.0	e 0.0	e 1.2	e 0.4	e 0.2	e 0.5	e 0.9	e 0.3
Singapore	576	e 0.0	e 0.1	e 0.0	e 0.1	e 1.0	e 0.0	e 1.2	e 2.1	e 0.1	e 0.3	e 0.2	e 0.3
Taiwan Prov.of China	528	e 0.1	e 0.2	e 0.0	e 0.0	e 0.0	e 0.0	e 0.0
United Kingdom	112	e 0.0	e 0.0	e 0.0	e 0.0	e 0.0	e 0.2	e 0.0	e 0.0	e 0.0
United States	111	e 1.0	e 0.1	e 0.5	e 0.3	e 0.5	e 0.7	e 0.5	e 0.0	e 0.0	e 0.2	e 0.3
Emerg. & Dev. Economies	200	1.0	3.7	4.2	3.9	4.0	4.1	7.6	4.0	3.0	2.1	1.8	2.5
Emerg. & Dev. Asia	505	0.4	0.1	0.1	0.2	0.3	0.2	7.1	4.0	2.9	2.1	1.8	2.5
China,P.R.: Mainland	924	e 0.0	e 0.1	e 0.0	e 0.0	e 0.1	e 0.0	e 1.7	e 0.1	e 0.1	e 0.1	e 0.1	e 0.4
Fiji	819	e 0.0	e 0.0	e 0.0	e 0.0	e 0.0	e 0.0	e 4.0	e 0.9	e 1.2	e 1.5	e 1.1	e 1.5
India	534	e 0.0	e 0.0	e 2.7	e 1.4	e 0.0	e 0.0
Indonesia	536	e 0.0	e 0.0	e 0.0	e 0.0	e 0.0	e 0.3	e 0.1	e 0.0	e 0.1	e 0.1	e 0.1
Kiribati	826	e 0.3	e 0.0	e 0.1	e 0.1	e 0.1	e 0.1
Malaysia	548	e 0.0	e 0.1	e 0.1	e 0.3	e 0.1	e 0.2	e 0.2
Myanmar	518	e 0.0	e 0.0	e 0.0	e 0.0	e 0.0	e 0.0	e 0.1
Philippines	566	e 0.2	e 0.0
Solomon Islands	813	e 0.3	e 0.1	e 0.1	e 0.1	e 0.1	e 0.1
Thailand	578	e 0.0	e 0.0	e 0.0	e 0.0	e 0.1	e 0.0	e 0.0	e 0.0	e 0.0	e 0.1
Europe	170	0.1	0.0	0.1	0.1	0.1	0.1	0.0	0.0
Emerg. & Dev. Europe	903	0.1	0.0	0.0	0.0	0.0	0.0	0.0	0.0
Turkey	186	e 0.1	e 0.0	e 0.0	e 0.0
CIS	901	0.1	0.0	0.0	0.1	0.0	0.1
Kazakhstan	916	e 0.1	e 0.0	e 0.0
Kyrgyz Republic	917	e 0.0	e 0.0	e 0.1	e 0.0	e 0.0
Mid East, N Africa, Pak	440	0.1	0.0	0.0	0.0	0.0	0.0	0.4
Tunisia	744	e 0.0	e 0.0	e 0.0	e 0.4
Sub-Saharan Africa	603	0.4	3.5	4.0	3.6	3.6	3.8	0.0
Nigeria	694	e 3.5	e 3.9	e 3.6	e 3.6	e 3.8
Senegal	722	e 0.1	e 0.0	e 0.0
Tanzania	738	e 0.2	e 0.0	e 0.0
Memorandum Items													
Africa	605	0.4	3.5	4.0	3.6	3.6	3.8	0.4	0.0
Middle East	405	0.1	0.0	0.0	0.0	0.0	0.0
European Union	998	0.1	0.0	0.0	0.0	0.0	0.0	0.5	0.0	0.1	0.0	0.1	0.1
Export earnings: fuel	080	0.1	3.5	4.0	3.6	3.6	3.9
Export earnings: nonfuel	092	18.4	6.8	6.3	3.0	7.2	1.0	49.9	15.6	10.8	10.5	14.3	13.2

Nepal (558)

In Millions of U.S. Dollars

		Exports (FOB)						Imports (CIF)					
		2016	2017Q1	2017Q2	2017Q3	2017Q4	2018Q1	2016	2017Q1	2017Q2	2017Q3	2017Q4	2018Q1
IFS World	
World	001	757.3	217.2	156.3	193.8	201.9	200.5	8,906.0	2,538.0	2,356.6	2,416.5	2,777.6	3,068.3
Advanced Economies	110	259.3	50.5	49.5	63.7	53.4	51.8	702.3	244.6	185.4	212.3	230.1	259.7
Euro Area	163	66.3	15.3	15.8	19.3	16.2	14.3	167.2	83.7	46.0	85.9	66.3	54.9
Austria	122	2.3	r 0.3	r 0.5	r 0.8	r 0.4	r 0.4	3.7	r 0.6	r 1.6	r 1.2	r 2.3	r 1.5
Belgium	124	2.7	r 0.7	r 0.9	r 0.7	r 0.5	r 0.7	9.6	r 5.9	r 4.1	r 3.3	r 6.1	r 5.9
Cyprus	423	0.0	r 0.0	r 0.0	r 0.0	r 0.0	r 0.0	0.1	r 0.3	r 0.0	r 0.0	r 0.0	r 0.0
Estonia	939	0.0	r 0.0	r 0.0	r 0.0	r 0.0	r 0.0	0.0	r 0.1	r 0.0	r 0.0
Finland	172	0.8	r 0.2	r 0.3	r 0.2	r 0.3	r 0.2	3.0	r 1.5	r 0.1	r 0.3	r 0.8	r 0.3
France	132	11.6	r 2.7	r 2.3	r 3.6	r 2.5	r 2.2	66.4	r 20.3	r 27.0	r 66.1	r 41.9	r 28.8
Germany	134	29.4	r 6.4	r 7.0	r 7.6	r 8.0	r 5.8	41.6	r 46.7	r 2.2	r 1.5	r 1.5	r 2.1
Greece	174	0.3	r 0.1	r 0.0	r 0.1	r 0.0	r 0.0	0.5	r 0.1	r 0.2	r 0.1	r 0.1	r 0.1
Ireland	178	0.2	r 0.1	r 0.1	r 0.1	r 0.1	r 0.0	3.4	r 1.0	r 1.1	r 0.7	r 0.8	r 0.7
Italy	136	10.9	r 2.7	r 2.8	r 3.9	r 2.7	r 3.1	13.0	r 2.3	r 3.1	r 4.0	r 4.8	r 8.9
Latvia	941	0.0	r 0.1	r 0.0	r 0.0	r 0.0	r 0.0	0.2	r 0.1	r 0.0	r 0.0	r 0.0	r 0.1
Lithuania	946	0.1	r 0.0	r 0.0	r 0.0	r 0.0	r 0.0	0.4	r 0.0	r 0.0	r 2.0	r 0.1	r 0.0
Luxembourg	137	0.0	r 0.2	r 0.0	r 0.0	r 0.0	0.1	r 0.0	r 0.1	r 0.0	r 0.2	r 0.0
Malta	181	0.0	r 0.0	r 0.0	r 0.0	r 0.0	r 0.0	0.3	r 0.2	r 0.0	r 0.0
Netherlands	138	4.1	r 1.1	r 0.8	r 1.2	r 0.9	r 1.0	15.9	r 2.7	r 4.0	r 4.7	r 6.2	r 5.0
Portugal	182	0.4	r 0.1	r 0.1	r 0.2	r 0.0	r 0.1	0.3	r 0.7	r 0.1	r 0.1	r 0.1	r 0.1
Slovak Republic	936	0.1	r 0.0	r 0.0	r 0.1	r 0.0	r 0.0	0.5	r 0.0	r 0.0	r 0.0	r 0.3	r 0.0
Slovenia	961	0.3	r 0.1	r 0.1	r 0.0	r 0.0	r 0.1	0.1	r 0.1	r 0.0	r 0.0	r 0.0
Spain	184	3.0	r 0.6	r 0.9	r 0.8	r 0.5	r 0.6	8.0	r 1.6	r 2.0	r 1.6	r 1.2	r 1.4
Australia	193	5.8	r 1.5	r 1.6	r 1.6	r 1.8	r 1.3	46.1	r 16.4	r 9.7	r 10.6	r 14.7	r 12.7
Canada	156	8.3	r 1.9	r 1.9	r 2.2	r 2.3	r 1.7	49.5	r 15.9	r 18.2	r 11.2	r 41.2	r 80.0
China,P.R.: Hong Kong	532	1.6	r 0.5	r 0.2	r 0.3	r 0.2	r 0.2	19.8	r 3.2	r 4.5	r 5.6	r 5.5	r 4.6
Czech Republic	935	1.4	r 0.2	r 0.2	r 0.1	r 0.3	r 0.2	3.8	r 3.0	r 2.8	r 1.6	r 4.3	r 5.9
Denmark	128	3.0	r 0.7	r 0.7	r 0.9	r 0.9	r 0.9	4.8	r 2.1	r 1.8	r 1.1	r 1.0	r 1.7
Iceland	176	0.1	r 0.0	r 0.0	r 0.1	r 0.0	r 0.0	0.0	r 0.0	r 0.0	r 0.0	r 0.0	r 0.0
Israel	436	0.2	r 0.2	12.6	r 3.0	r 1.8	r 2.3	r 2.4	r 1.3
Japan	158	11.2	r 1.7	r 2.0	r 3.9	r 2.0	r 1.3	84.2	r 13.7	r 8.9	r 12.8	r 20.1	r 21.8
Korea, Republic of	542	1.3	r 0.4	r 0.4	r 0.4	r 0.4	r 0.4	59.3	r 23.5	r 17.5	r 30.2	r 21.7	r 20.0
New Zealand	196	0.7	r 0.2	r 0.2	r 0.1	r 0.1	r 0.1	12.6	r 1.8	r 2.3	r 2.0	r 2.4	r 3.0
Norway	142	1.6	r 0.3	r 0.3	r 0.7	r 0.6	r 0.5	1.3	r 0.1	r 0.2	r 0.6	r 0.4	r 0.7
Singapore	576	36.5	r 0.3	r 0.5	r 0.6	r 0.6	r 0.3	36.5	r 11.1	r 9.6	r 13.0	r 11.1	r 12.2
Sweden	144	1.2	r 0.2	r 0.2	r 0.4	r 0.4	r 0.2	10.5	r 1.5	r 1.2	r 1.7	r 1.4	r 0.6
Switzerland	146	5.6	r 0.8	r 0.7	r 1.0	r 0.8	r 0.5	48.5	r 27.6	r 2.3	r 3.2	r 7.4	r 7.3
Taiwan Prov.of China	528	1.7	r 0.6	r 0.4	r 0.5	r 0.5	r 0.5	27.5	r 12.7	r 12.1	r 12.0	r 13.9	r 15.5
United Kingdom	112	24.7	r 5.8	r 4.7	r 8.0	r 6.8	r 7.4	22.7	r 5.8	r 7.0	r 5.2	r 6.7	r 7.0
United States	111	88.5	r 20.0	r 19.6	r 23.3	r 19.6	r 21.8	95.2	r 19.3	r 39.7	r 13.3	r 9.6	r 10.5
Emerg. & Dev. Economies	200	470.0	158.9	101.3	123.2	141.3	141.5	8,184.1	2,244.0	2,124.2	2,157.4	2,493.6	2,748.3
Emerg. & Dev. Asia	505	435.1	145.6	84.9	105.8	125.1	125.5	7,535.9	2,078.5	1,990.5	1,980.4	2,252.8	2,565.2
American Samoa	859	0.1	0.0
Bangladesh	513	12.9	r 1.9	r 1.6	r 3.6	r 2.6	r 2.6	47.2	r 8.6	r 8.0	r 12.0	r 10.3	r 10.3
Bhutan	514	0.8	r 0.2	r 0.1	r 0.1	r 0.1	r 0.1	5.4	r 2.1	r 2.0	r 2.0	r 2.3	r 2.5
Brunei Darussalam	516	r 0.0	r 0.0	r 0.0	r 0.0	0.7	r 0.0	r 0.0	r 0.0	r 0.0	r 0.0
Cambodia	522	0.0	r 0.0	r 0.0	r 0.0	r 0.0	r 0.0	0.2	r 0.1	r 0.0	r 0.0	r 0.1	r 0.1
China,P.R.: Mainland	924	18.1	r 5.6	r 5.2	r 5.3	r 6.3	r 6.5	1,247.2	r 266.9	r 317.6	r 338.1	r 344.9	r 298.1
F.T. New Caledonia	839	0.1	r 0.0	r 0.0	r 0.0	r 0.0	r 0.0	0.0	r 0.0	r 0.0	r 0.0	r 0.0	r 0.0
India	534	394.6	r 136.3	r 74.2	r 95.3	r 114.5	r 114.8	5,816.2	r 1,682.6	r 1,555.4	r 1,508.8	r 1,772.9	r 2,114.3
Indonesia	536	0.0	r 0.0	r 0.0	r 0.0	r 0.0	r 0.0	110.9	r 31.9	r 16.7	r 39.1	r 33.7	r 38.5
Malaysia	548	2.8	r 2.6	72.8	r 18.3	r 28.0	r 18.6	r 21.5	r 23.9
Myanmar	518	0.1	r 0.0	r 0.0	r 0.0	r 0.0	r 0.0	20.8	r 7.9	r 7.8	r 7.9	r 9.0	r 9.7
Philippines	566	0.2	r 0.0	r 0.0	r 0.0	r 0.0	r 0.0	3.6	r 2.2	r 1.6	r 1.0	r 1.1	r 1.2
Sri Lanka	524	0.0	r 0.0	r 0.0	r 0.0	r 0.0	r 0.0	1.5	r 0.5	r 0.3	r 1.0	r 0.2	r 0.2
Thailand	578	1.3	r 0.1	r 0.1	r 0.1	r 0.1	r 0.1	110.1	r 28.1	r 26.4	r 26.0	r 27.4	r 32.7
Vietnam	582	3.9	r 1.5	r 1.1	r 1.3	r 1.4	r 1.4	68.9	r 22.8	r 21.7	r 21.6	r 24.9	r 27.9
Asia n.s.	598	30.4	r 6.5	r 4.9	r 4.2	r 4.7	r 5.8

Nepal (558)

In Millions of U.S. Dollars

		Exports (FOB)						Imports (CIF)					
		2016	2017Q1	2017Q2	2017Q3	2017Q4	2018Q1	2016	2017Q1	2017Q2	2017Q3	2017Q4	2018Q1
Europe	170	29.2	9.8	13.7	14.2	12.5	12.4	101.9	24.7	33.7	25.8	39.0	29.7
Emerg. & Dev. Europe	903	28.6	9.6	13.3	13.8	11.7	11.5	31.5	2.4	15.5	12.2	9.3	17.0
Bulgaria	918	0.1	r 0.0	r 0.0	r 0.0	r 0.0	r 0.0	3.2	r 0.2	r 0.1	r 0.2	r 0.2	r 0.4
Croatia	960	0.1	r 0.0	r 0.0	r 0.0	r 0.0	r 0.0	0.0	r 0.0	r 0.0	r 0.0	r 0.0
Hungary	944	0.7	r 0.0	r 0.1	r 0.1	r 0.1	r 0.1	1.4	r 0.1	r 0.1	r 0.2	r 0.3	r 0.3
Montenegro	943	e 0.0	e 0.0	7.1	r 0.0	r 0.0	r 0.0	r 0.0	r 0.0
Poland	964	0.1	r 0.0	r 0.0	r 0.1	r 0.1	r 0.1	2.7	r 0.7	r 1.1	r 0.5	r 1.9	r 0.2
Romania	968	0.1	r 0.0	r 0.0	r 0.0	r 0.0	r 0.0	0.6	r 0.0	r 0.0	r 0.7	r 0.2	r 0.6
Serbia, Republic of	942	0.0	0.1	r 0.0	r 0.0	r 0.0	r 0.0	r 0.0
Turkey	186	27.5	r 9.4	r 13.1	r 13.6	r 11.4	r 11.3	16.5	r 1.3	r 14.1	r 10.5	r 6.6	r 15.5
CIS	901	0.6	0.2	0.4	0.4	0.8	0.9	59.3	19.7	15.8	11.2	26.9	9.6
Belarus	913	0.0	r 0.3	r 0.2
Moldova	921	0.0	r 0.2	r 0.2	r 0.2	r 0.2	r 0.2
Russian Federation	922	0.4	r 0.2	r 0.4	r 0.3	r 0.8	r 0.6	7.3	r 5.1	r 0.3	r 2.0	r 4.1	r 1.1
Ukraine	926	0.1	r 0.0	r 0.0	r 0.0	r 0.3	51.3	r 14.1	r 15.3	r 9.0	r 22.4	r 8.2
Uzbekistan	927	0.1	0.5	r 0.0	r 0.0	r 0.0	r 0.0	r 0.0
Europe n.s.	884	11.1	r 2.6	r 2.5	r 2.5	r 2.8	r 3.2
Mid East, N Africa, Pak	440	3.3	3.3	2.2	2.7	3.4	3.2	312.3	77.9	71.6	89.4	86.2	80.6
Afghanistan, I.R. of	512	0.3	r 0.0	r 0.0	r 0.0	r 0.0	r 0.0	0.8	r 0.0	r 0.0	r 0.0	r 0.0	r 0.0
Bahrain, Kingdom of	419	0.1	r 0.0	r 0.0	r 0.0	r 0.0	r 0.0	0.6	r 2.4	r 2.3	r 2.3	r 2.7	r 3.0
Djibouti	611	r 0.0	r 0.0	r 0.0	r 0.0	r 0.0	0.2	r 0.0	r 0.0	r 0.0	r 0.0	r 0.0
Egypt	469	0.0	r 0.1	r 0.1	r 0.1	r 0.1	r 0.1	17.9	r 6.5	r 6.2	r 6.2	r 7.1	r 7.1
Iran, I.R. of	429	0.4	r 0.0	r 0.0	r 0.0	r 0.0	r 0.0	0.1	r 0.0	r 0.0	r 0.0	r 0.0	r 0.0
Jordan	439	0.0	r 0.0	r 0.0	r 0.0	r 0.0	11.5	r 0.5	r 0.9	r 0.8	r 0.6	r 0.8
Kuwait	443	0.2	r 0.2	r 0.2	r 0.2	r 0.2	r 0.2	0.5	r 0.1	r 0.1	r 0.1	r 0.1	r 0.1
Lebanon	446	0.2	r 0.0	r 0.0	r 0.0	r 0.0	r 0.0	0.0	r 0.1	r 0.1	r 0.1	r 0.2
Morocco	686	0.0	r 0.0	r 0.0	r 0.0	r 0.0	r 0.0	0.0	r 0.1	r 0.1	r 0.1	r 0.1	r 0.1
Oman	449	0.0	r 0.0	1.4	r 2.0	r 0.5	r 0.5	r 0.6	r 0.5
Pakistan	564	1.0	r 0.7	r 0.1	r 0.1	r 0.0	r 0.1	3.6	r 1.1	r 0.8	r 1.8	r 8.1	r 5.0
Qatar	453	0.1	r 0.0	r 0.0	r 0.0	3.1	r 0.3	r 1.3	r 2.1	r 2.0	r 2.0
Saudi Arabia	456	0.1	r 0.0	r 0.0	r 0.0	r 0.1	r 0.0	62.4	r 20.8	r 17.4	r 33.9	r 16.9	r 8.1
Sudan	732	0.0	r 0.0	r 0.0	r 0.0	r 0.0	r 0.0	0.0	r 0.1	r 0.1	r 0.1	r 0.1	r 0.1
Syrian Arab Republic	463	0.0	r 0.2	r 0.1	r 0.2	r 0.2	r 0.2	0.0	r 0.0	r 0.0	r 0.0	r 0.0	r 0.0
Tunisia	744	0.0	0.0	r 0.1
United Arab Emirates	466	0.9	r 1.9	r 1.5	r 1.9	r 2.7	r 2.4	210.0	r 43.9	r 41.7	r 41.6	r 47.9	r 53.6
Yemen, Republic of	474	r 0.1	r 0.1	r 0.1	r 0.1	r 0.1	0.0	r 0.0	r 0.0	r 0.0	r 0.0	r 0.0
Sub-Saharan Africa	603	0.9	0.2	0.2	0.2	0.1	0.1	56.2	5.8	7.9	6.1	55.3	8.8
Benin	638	0.4	r 0.4	r 0.4	r 0.4	r 0.4	r 0.5
Cameroon	622	r 0.0	r 0.0	r 0.0	r 0.0	r 0.0	0.1	r 0.0	r 0.0	r 0.0	r 0.0	r 0.0
Comoros	632	0.2	r 0.0	r 0.0	r 0.0	r 0.0	r 0.0
Ethiopia	644	0.0	r 0.0	r 0.0	r 0.0	r 0.0	r 0.0	2.4
Ghana	652	0.0	r 0.0	r 0.0	r 0.0	r 0.0	r 0.0	0.5	r 0.2	r 0.2	r 0.2	r 0.2	r 0.2
Kenya	664	0.0	r 0.0	r 0.1	r 0.0	0.6	r 0.0	r 0.1
Liberia	668	0.0	5.5	r 0.1	r 0.1	r 0.1	r 0.1	r 0.2
Madagascar	674	0.8	r 0.2	r 0.1	r 0.1	r 0.1	r 0.1
Malawi	676	r 0.0	r 0.0	r 0.0	r 0.0	r 0.0	r 0.6	r 0.6	r 0.6	r 0.7	r 0.7
Mali	678	0.0	r 0.0	r 0.0	r 0.0	r 0.0	r 0.0	1.7	r 0.0	r 0.0	r 0.0	r 0.0	r 0.0
Mauritius	684	0.1	r 0.0	r 0.0	r 0.0	r 0.0	0.0	r 0.1
Mozambique	688	r 0.0	r 0.0	r 0.0	r 0.0	r 0.0	2.4	r 1.4	r 1.3	r 1.3	r 1.5	r 1.7
Namibia	728	0.0	r 0.0	r 0.0	r 0.0	r 0.0	r 0.0	0.0	r 0.0	r 0.0	r 0.0	r 0.0	r 0.1
Niger	692	0.3	r 0.0	r 0.0	r 0.0	r 0.0	r 0.0
Nigeria	694	0.0	0.1	r 0.8	r 0.7	r 0.7	r 0.8	r 0.9
Seychelles	718	0.2	r 0.1	r 0.1	r 0.1	r 0.2	r 0.2
Sierra Leone	724	0.0	0.1	r 0.0	r 0.0	r 0.0	r 0.0	r 0.0
South Africa	199	0.6	r 0.1	r 0.1	r 0.1	r 0.1	r 0.1	36.7	r 1.4	r 3.5	r 1.9	r 49.8	r 1.2
Swaziland	734	0.0	2.4
Tanzania	738	0.0	r 0.0	r 0.0	r 0.0	r 0.0	0.8	r 0.1	r 0.9	r 2.4
Togo	742	r 0.0	r 0.0	r 0.0	r 0.0	r 0.0	0.8	r 0.4	r 0.4	r 0.4	r 0.4	r 0.4
Uganda	746	0.0	r 0.0	r 0.0	r 0.0	r 0.0	r 0.0	0.3	r 0.1	r 0.1	r 0.1	r 0.1	r 0.1
Africa n.s.	799	0.1

Nepal (558)

In Millions of U.S. Dollars

		Exports (FOB)						Imports (CIF)					
		2016	2017Q1	2017Q2	2017Q3	2017Q4	2018Q1	2016	2017Q1	2017Q2	2017Q3	2017Q4	2018Q1
Western Hemisphere	205	1.4	0.1	0.3	0.2	0.3	0.2	177.8	57.2	20.5	55.7	60.2	64.0
Antigua and Barbuda	311	0.3	r 0.0	r 0.0	r 0.0	r 0.0	r 0.0
Argentina	213	0.1	r 0.0	r 0.0	r 0.0	r 0.0	r 0.0	84.4	r 35.8	r 12.4	r 37.5	r 48.1	r 48.7
Belize	339	0.4	r 0.0	r 0.0	r 0.0	r 0.0	r 0.0
Bolivia	218	r 0.0	r 0.0	2.0	r 0.0	r 0.0	r 0.0	r 0.0	r 0.0
Brazil	223	0.5	r 0.0	r 0.2	r 0.1	r 0.1	r 0.0	41.7	r 0.8	r 1.3	r 12.3	r 5.0	r 7.6
Chile	228	0.3	r 0.0	r 0.0	r 0.0	r 0.0	r 0.0	0.7	r 0.2	r 0.2	r 0.1
Costa Rica	238	0.0	r 0.0	r 0.0	r 0.0	r 0.0	0.2	r 0.1	r 0.1	r 0.1	r 0.1	r 0.1
Dominican Republic	243	0.2	r 0.0	r 0.0	r 0.0	r 0.0	r 0.1
Ecuador	248	0.0	0.1	r 0.0	r 0.0	r 0.0	r 0.0	r 0.0
Guatemala	258	0.0	r 0.0	9.2	r 12.5	r 0.1	r 0.2	r 0.3
Haiti	263	0.0	r 0.0	r 0.0	r 0.0	r 0.0	r 0.0	0.1	r 0.0	r 0.0	r 0.0	r 0.0	r 0.0
Mexico	273	0.2	r 0.0	r 0.0	r 0.0	r 0.1	r 0.1	3.2	r 2.2	r 1.3	r 0.2	r 0.8	r 0.5
Nicaragua	278	0.1	r 0.0	r 0.0	r 0.0	r 0.0	r 0.0	0.0	r 0.0	r 0.0	r 0.0	r 0.0	r 0.0
Paraguay	288	0.0	r 0.0	r 0.0	r 0.0	r 0.0	r 0.0	29.8	r 5.3	r 5.0	r 5.0	r 5.8	r 6.5
Peru	293	0.0	r 0.0	r 0.0	r 0.0	r 0.0	r 0.0	1.1	r 0.1	r 0.2	r 0.1	r 0.1	r 0.0
Suriname	366	0.2	r 0.0	r 0.0	r 0.0	r 0.0	r 0.0
Uruguay	298	0.1	r 0.0	r 0.0	r 0.0	r 0.0	4.0
Venezuela, Rep. Bol.	299	0.1	0.0	r 0.1	r 0.1	r 0.1	r 0.1	r 0.1
Other Countries n.i.e	910	0.1	0.5	0.0	0.0	0.0	0.0	0.0
Korea, Dem. People's Rep.	954	0.1	0.5
Countries & Areas n.s.	898	27.9	r 7.7	r 5.5	r 6.9	r 7.1	r 7.2	19.2	r 49.4	r 46.9	r 46.7	r 53.8	r 60.3
Memorandum Items													
Africa	605	1.0	0.2	0.2	0.2	0.1	0.2	56.5	5.9	8.1	6.2	55.5	8.9
Middle East	405	1.9	2.6	2.0	2.6	3.3	3.0	307.5	76.7	70.6	87.5	77.9	75.4
European Union	998	97.5	22.4	21.9	29.0	24.9	23.3	216.9	97.2	60.1	97.1	82.4	71.6
Export earnings: fuel	080	2.3	2.5	2.2	2.7	3.9	3.4	288.4	75.5	64.6	83.4	75.1	69.6
Export earnings: nonfuel	092	755.0	214.6	154.1	191.1	198.0	197.2	8,617.7	2,462.5	2,292.0	2,333.1	2,702.4	2,998.7

Netherlands (138)

In Millions of U.S. Dollars

		Exports (FOB)						Imports (CIF)					
		2016	2017Q1	2017Q2	2017Q3	2017Q4	2018Q1	2016	2017Q1	2017Q2	2017Q3	2017Q4	2018Q1
IFS World		470,174.5	126,398.5	127,645.0	132,990.8	140,741.6	149,282.7	412,294.8	110,092.5	112,377.6	116,895.3	125,429.9	134,085.0
World	001	570,912.1	154,246.5	155,168.5	164,214.8	177,997.4	182,790.4	504,710.1	135,020.5	136,426.3	145,075.2	158,406.1	164,464.7
Advanced Economies	110	470,897.3	126,743.2	126,429.2	134,094.9	145,261.8	149,021.9	321,383.4	82,633.3	84,731.2	88,297.4	94,616.6	101,708.2
Euro Area	163	324,732.1	88,592.0	87,344.7	92,473.2	101,106.5	104,153.0	178,925.2	47,116.4	48,241.0	50,708.2	55,097.4	57,814.6
Austria	122	7,269.6	r 2,066.4	r 2,063.7	r 2,189.1	r 2,351.6	r 2,519.2	2,549.5	r 685.0	r 731.7	r 772.2	r 842.1	r 895.8
Belgium	124	60,889.0	r 17,253.5	r 16,711.0	r 17,283.2	r 18,674.6	r 20,160.7	42,826.3	r 11,381.5	r 11,546.7	r 12,484.2	r 13,591.5	r 13,486.4
Cyprus	423	483.3	r 101.3	r 114.3	r 139.5	r 137.3	r 165.0	70.0	r 19.3	r 23.0	r 15.9	r 15.9	r 33.9
Estonia	939	940.5	r 253.1	r 275.5	r 276.4	r 293.4	r 301.1	309.9	r 85.1	r 81.2	r 91.7	r 91.3	r 87.6
Finland	172	5,535.7	r 1,491.0	r 1,449.2	r 1,741.1	r 1,802.4	r 1,801.7	4,112.0	r 1,195.6	r 1,054.1	r 1,209.5	r 1,183.9	r 1,410.0
France	132	50,212.7	r 13,113.2	r 13,333.7	r 14,172.4	r 16,441.7	r 15,874.2	17,812.1	r 4,619.3	r 4,678.3	r 4,592.8	r 5,358.8	r 5,638.3
Germany	134	138,955.1	r 38,051.1	r 37,344.3	r 40,024.3	r 42,028.3	r 43,983.0	77,425.7	r 20,516.0	r 21,009.1	r 22,389.5	r 23,765.4	r 25,640.8
Greece	174	2,771.8	r 714.4	r 723.4	r 818.0	r 845.7	r 841.4	613.0	r 155.3	r 165.9	r 178.0	r 192.3	r 187.0
Ireland	178	4,807.5	r 1,175.6	r 1,164.1	r 1,244.3	r 1,403.9	r 1,506.8	6,622.4	r 1,606.8	r 1,633.8	r 1,835.1	r 1,978.6	r 2,035.7
Italy	136	24,015.1	r 6,615.2	r 6,276.5	r 6,552.5	r 8,078.3	r 8,003.0	10,609.7	r 2,641.4	r 2,909.6	r 2,985.9	r 3,206.4	r 3,417.1
Latvia	941	650.5	r 178.3	r 188.7	r 185.9	r 198.7	r 200.7	533.6	r 179.3	r 144.5	r 126.3	r 177.7	r 181.1
Lithuania	946	1,227.4	r 396.9	r 411.7	r 356.6	r 385.3	r 390.7	816.9	r 215.8	r 274.9	r 293.6	r 243.9	r 303.5
Luxembourg	137	1,429.2	r 391.5	r 416.4	r 417.2	r 468.4	r 500.3	1,085.9	r 257.1	r 247.0	r 248.4	r 273.3	r 341.8
Malta	181	367.3	r 75.1	r 78.8	r 108.5	r 94.1	r 115.2	99.6	r 15.3	r 30.7	r 90.5	r 23.8	r 41.6
Portugal	182	4,011.3	r 1,124.7	r 1,166.0	r 1,235.1	r 1,244.1	r 1,318.6	2,006.3	r 523.9	r 578.9	r 587.0	r 643.6	r 649.9
Slovak Republic	936	2,078.1	r 491.4	r 499.9	r 564.2	r 650.6	r 599.5	2,030.7	r 475.5	r 477.8	r 410.9	r 548.0	r 498.5
Slovenia	961	1,082.7	r 277.4	r 261.6	r 298.8	r 298.3	r 356.4	498.8	r 135.5	r 143.4	r 133.6	r 152.4	r 159.8
Spain	184	18,005.2	r 4,821.8	r 4,865.9	r 4,866.0	r 5,709.5	r 5,515.4	8,902.8	r 2,408.9	r 2,510.4	r 2,263.2	r 2,808.6	r 2,805.7
Australia	193	2,680.2	r 718.9	r 759.2	r 814.4	r 829.0	r 979.3	1,800.5	r 700.4	r 584.2	r 542.5	r 567.6	r 781.8
Canada	156	3,432.0	r 926.6	r 1,088.6	r 954.5	r 880.8	r 992.0	2,259.5	r 614.9	r 611.9	r 556.9	r 732.9	r 737.8
China,P.R.: Hong Kong	532	2,463.7	r 579.8	r 600.6	r 636.0	r 743.4	r 661.8	6,141.8	r 157.2	r 165.1	r 164.6	r 180.0	r 177.2
China,P.R.: Macao	546	22.3	r 4.3	r 3.6	r 38.5	r 43.4	r 32.4	6.2	r 8.7	r 8.0	r 6.6	r 7.7	r 8.8
Czech Republic	935	9,749.9	r 2,365.1	r 2,423.7	r 2,899.4	r 3,608.4	r 3,317.6	5,936.3	r 1,414.0	r 1,513.3	r 1,710.0	r 1,940.7	r 2,143.1
Denmark	128	7,661.3	r 1,892.2	r 1,940.5	r 1,969.1	r 2,159.9	r 2,163.9	3,839.0	r 979.3	r 1,062.7	r 1,148.3	r 1,225.9	r 1,277.7
Iceland	176	664.8	r 187.9	r 217.7	r 202.3	r 216.4	r 223.5	1,939.9	r 539.7	r 628.1	r 598.7	r 698.4	r 681.0
Israel	436	2,542.0	r 617.9	r 577.3	r 889.6	r 1,013.0	r 971.3	4,959.0	r 1,299.2	r 1,507.5	r 1,733.6	r 1,535.9	r 1,079.6
Japan	158	3,795.8	r 914.9	r 935.6	r 1,134.7	r 1,049.3	r 1,303.9	11,050.0	r 2,718.7	r 2,831.4	r 2,811.2	r 2,808.4	r 3,183.6
Korea, Republic of	542	4,235.3	r 1,161.6	r 1,828.5	r 1,975.6	r 1,274.5	r 1,488.7	4,455.3	r 1,243.8	r 1,261.9	r 1,429.3	r 1,357.9	r 1,484.5
New Zealand	196	472.4	r 119.7	r 138.6	r 154.9	r 176.0	r 168.1	598.2	r 124.4	r 201.1	r 188.6	r 145.4	r 178.7
Norway	142	4,736.6	r 1,311.6	r 1,442.2	r 1,302.4	r 1,411.1	r 1,437.3	11,818.2	r 3,771.1	r 3,634.3	r 3,435.3	r 3,810.1	r 4,686.5
San Marino	135	19.1	r 5.4	r 5.0	r 4.6	r 3.2	r 5.9	3.1	r 0.6	r 0.7	r 0.5	r 0.9	r 0.7
Singapore	576	5,647.7	r 1,885.3	r 1,542.7	r 1,209.4	r 1,728.5	r 1,783.2	5,134.5	r 1,090.6	r 1,120.1	r 1,284.0	r 1,387.0	r 1,576.1
Sweden	144	12,676.4	r 3,446.9	r 3,615.3	r 3,640.5	r 4,117.4	r 4,077.2	7,782.2	r 2,069.2	r 1,999.2	r 1,860.2	r 2,427.5	r 2,257.2
Switzerland	146	7,226.0	r 1,910.5	r 1,870.8	r 1,942.3	r 2,469.4	r 2,322.4	3,480.4	r 922.3	r 890.6	r 918.6	r 954.5	r 1,415.4
Taiwan Prov.of China	528	3,545.8	r 953.3	r 992.2	r 898.7	r 981.1	r 1,115.7	4,238.6	r 1,343.8	r 1,443.8	r 1,671.5	r 1,679.8	r 1,665.8
United Kingdom	112	54,210.1	r 13,669.8	r 13,530.1	r 14,691.0	r 15,486.4	r 14,601.6	26,784.8	r 6,618.6	r 6,823.5	r 7,739.7	r 8,278.2	r 9,123.6
United States	111	20,382.9	r 5,479.4	r 5,572.2	r 6,262.9	r 5,963.1	r 7,222.3	40,230.7	r 9,900.4	r 10,202.8	r 9,789.1	r 9,780.4	r 11,434.4
Vatican	187	1.0	r 0.1	r 0.1	r 1.1	r 0.8	r 0.8	0.0	r 0.0	r 0.0
Emerg. & Dev. Economies	200	94,127.3	25,152.4	26,223.5	27,547.5	30,598.0	31,288.6	180,478.6	51,523.2	51,017.3	56,066.8	62,639.7	61,300.0
Emerg. & Dev. Asia	505	19,506.4	5,366.3	5,371.0	5,553.4	6,579.9	5,588.1	97,877.5	28,027.0	27,478.4	33,061.2	38,181.4	33,602.4
American Samoa	859	0.1	r 0.0	r 0.1	r 0.1	r 0.0	r 0.1	5.7	r 0.0	r 0.0	r 0.4	r 0.0	r 0.1
Bangladesh	513	220.6	r 86.7	r 115.8	r 111.5	r 75.0	r 81.7	2,495.8	r 644.5	r 451.0	r 749.5	r 571.5	r 745.7
Bhutan	514	0.3	r 0.1	r 0.6	r 0.2	r 0.2	r 0.5	1.1	r 0.0	r 0.3	r 1.7	r 1.7	r 1.7
Brunei Darussalam	516	30.7	r 8.1	r 8.7	r 28.8	r 7.2	r 8.8	1.0	r 0.0	r 0.1	r 0.2	r 0.0	r 0.0
Cambodia	522	25.3	r 6.4	r 10.1	r 9.1	r 8.9	r 7.1	613.8	r 154.4	r 91.3	r 206.9	r 173.8	r 157.8
China,P.R.: Mainland	924	11,602.4	r 3,338.0	r 3,147.0	r 3,287.6	r 4,024.6	r 3,132.6	70,953.4	r 20,247.3	r 20,181.0	r 24,460.7	r 29,683.5	r 24,656.4
Fiji	819	6.1	r 1.0	r 1.9	r 1.7	r 2.7	r 4.9	20.4	r 0.7	r 1.5	r 0.5	r 9.2	r 0.4
F.T. French Polynesia	887	16.7	r 4.1	r 4.2	r 6.0	r 5.3	r 4.2	1.5	r 0.0	r 0.0	r 0.0	r 0.1	r 0.3
F.T. New Caledonia	839	14.3	r 4.3	r 3.7	r 4.2	r 3.5	r 5.0	2.2	r 1.1	r 1.5	r 2.4	r 2.2	r 3.2
Guam	829	4.7	r 1.7	r 0.5	r 2.5	r 0.5	r 0.7	0.0	r 0.0	r 0.0	r 0.0	r 0.0
India	534	2,054.6	r 532.3	r 590.3	r 605.8	r 777.7	r 665.3	4,131.6	r 1,410.6	r 1,086.1	r 1,125.1	r 1,075.7	r 1,269.9
Indonesia	536	1,107.2	r 250.7	r 243.2	r 299.2	r 246.3	r 273.4	3,283.0	r 1,099.5	r 1,008.2	r 1,125.4	r 1,095.2	r 1,112.9
Kiribati	826	0.2	r 0.0	r 0.0	r 0.1	r 0.0	r 0.0	r 0.0	r 0.0
Lao People's Dem.Rep	544	4.7	r 1.1	r 1.0	r 1.2	r 1.6	r 0.4	18.5	r 15.9	r 12.2	r 12.9	r 14.6	r 13.2
Malaysia	548	1,351.4	r 371.9	r 421.5	r 354.4	r 476.8	r 367.8	5,449.1	r 1,460.5	r 1,562.5	r 1,734.8	r 1,940.3	r 1,814.8
Maldives	556	16.2	r 4.3	r 3.3	r 3.7	r 5.1	r 4.8	3.3	r 0.8	r 0.8	r 0.5	r 0.7	r 1.0

Netherlands (138)

In Millions of U.S. Dollars

		Exports (FOB)						Imports (CIF)					
		2016	2017Q1	2017Q2	2017Q3	2017Q4	2018Q1	2016	2017Q1	2017Q2	2017Q3	2017Q4	2018Q1
Marshall Islands	867	0.8	r 0.4	r 33.6	r 44.2	r 60.2	r 80.7	12.8	r 0.0	r 0.0	r 68.7	r 10.0	r 10.2
Micronesia	868	0.1	r 0.1	r 0.0	r 0.0	r 0.0	r 0.0	0.0	r 0.0	r 0.0	r 0.0	r 0.0	r 0.0
Mongolia	948	17.9	r 4.6	r 5.1	r 6.4	r 6.5	r 9.4	1.3	r 1.0	r 0.3	r 0.1	r 0.4	r 0.6
Myanmar	518	30.7	r 6.4	r 12.9	r 8.9	r 10.2	r 12.3	149.6	r 52.8	r 37.1	r 76.9	r 73.7	r 68.6
Nepal	558	19.0	r 3.7	r 6.2	r 7.7	r 10.4	r 8.1	4.7	r 1.2	r 1.0	r 1.5	r 1.1	r 1.3
Palau	565	0.1	r 0.0	r 0.0	r 0.1	r 0.0	r 0.0	0.0	r 0.0	r 0.0	r 0.0
Papua New Guinea	853	11.6	r 1.8	r 3.4	r 3.1	r 2.7	r 4.8	195.1	r 84.5	r 85.6	r 107.2	r 71.7	r 83.0
Philippines	566	607.1	r 128.3	r 157.1	r 164.5	r 174.2	r 163.8	1,975.0	r 418.8	r 431.5	r 504.5	r 521.4	r 526.5
Samoa	862	0.2	r 0.4	r 0.0	r 0.0	r 0.1	r 0.4	0.1	r 0.5
Solomon Islands	813	0.8	r 0.2	r 0.2	r 0.7	r 0.3	r 0.3	8.2	r 5.9	r 3.9	r 5.9	r 2.7	r 5.6
Sri Lanka	524	125.7	r 21.0	r 29.5	r 32.5	r 35.8	r 48.7	200.7	r 61.1	r 54.6	r 62.3	r 59.2	r 81.2
Thailand	578	1,237.6	r 348.9	r 323.8	r 308.4	r 348.6	r 398.0	3,963.7	r 1,148.3	r 1,192.6	r 1,302.8	r 1,473.1	r 1,525.9
Timor-Leste	537	1.9	r 0.9	r 0.5	r 3.7	r 1.3	r 0.1	0.0	r 2.2	r 2.0	r 1.7	r 1.5	r 2.2
Tonga	866	16.0	r 0.1	r 0.0	r 0.0	r 0.0	r 0.1	0.1	r 0.0	r 0.0	r 0.0	r 0.0
Vanuatu	846	0.5	r 0.1	r 0.1	r 0.2	r 0.1	r 0.1	0.6	r 0.0	r 0.0	r 0.0	r 0.1	r 0.0
Vietnam	582	975.3	r 237.0	r 245.9	r 256.3	r 292.7	r 302.7	4,385.0	r 1,215.6	r 1,272.8	r 1,508.3	r 1,397.9	r 1,519.5
Asia n.s.	598	5.3	r 1.5	r 0.7	r 0.9	r 1.2	r 1.3	0.5	r 0.1	r 0.1	r 0.1	r 0.2	r 0.3
Europe	170	38,589.1	10,374.7	11,123.6	12,111.2	12,641.2	13,301.7	40,975.9	12,087.2	12,067.6	11,157.2	12,659.6	14,337.6
Emerg. & Dev. Europe	903	31,320.4	8,393.1	8,850.8	9,704.1	9,936.9	10,742.8	18,998.5	4,886.3	4,959.5	5,063.8	5,694.1	6,016.5
Albania	914	64.0	r 14.3	r 15.6	r 14.8	r 18.4	r 34.8	12.1	r 1.7	r 1.6	r 1.6	r 1.7	r 6.2
Bosnia and Herzegovina	963	176.5	r 48.0	r 48.7	r 51.2	r 57.9	r 59.1	101.9	r 31.6	r 29.4	r 27.1	r 33.0	r 35.0
Bulgaria	918	1,181.7	r 319.1	r 322.4	r 343.5	r 394.6	r 405.4	692.3	r 148.6	r 150.6	r 135.0	r 183.6	r 201.3
Croatia	960	781.4	r 214.8	r 224.0	r 226.6	r 241.3	r 245.7	375.5	r 83.2	r 132.3	r 67.6	r 63.7	r 55.6
Faroe Islands	816	17.9	r 4.3	r 6.6	r 8.7	r 8.1	r 12.4	68.1	r 25.3	r 15.6	r 21.7	r 22.4	r 19.9
Gibraltar	823	571.9	r 261.6	r 188.6	r 362.0	r 110.0	r 503.3	49.9	r 7.3	r 12.6	r 8.3	r 11.1	r 4.0
Hungary	944	4,833.3	r 1,284.9	r 1,391.2	r 1,409.4	r 1,515.1	r 1,493.1	2,666.7	r 736.1	r 782.3	r 775.9	r 854.8	r 834.6
Kosovo	967	26.7	r 7.7	r 7.0	r 5.3	r 11.4	r 11.2	12.8	r 3.4	r 3.4	r 7.4	r 4.6	r 4.5
Macedonia, FYR	962	116.0	r 32.6	r 35.1	r 31.4	r 38.5	r 34.7	67.2	r 16.1	r 15.2	r 22.6	r 18.0	r 19.3
Montenegro	943	46.2	r 10.8	r 11.0	r 15.3	r 16.9	r 17.8	3.2	r 0.3	r 0.8	r 0.2	r 0.6	r 0.6
Poland	964	13,704.6	r 3,684.4	r 3,881.0	r 4,065.8	r 4,268.9	r 4,626.5	9,083.5	r 2,394.6	r 2,381.4	r 2,463.5	r 2,786.9	r 2,891.4
Romania	968	3,130.6	r 767.6	r 852.9	r 971.1	r 1,034.4	r 1,031.3	1,386.5	r 352.8	r 370.0	r 458.5	r 466.1	r 466.8
Serbia, Republic of	942	479.0	r 140.8	r 150.1	r 150.1	r 179.5	r 190.1	168.5	r 29.9	r 42.4	r 49.1	r 50.5	r 65.0
Turkey	186	6,190.5	r 1,602.1	r 1,716.4	r 2,049.0	r 2,041.8	r 2,077.3	4,310.6	r 1,055.4	r 1,021.9	r 1,025.1	r 1,197.1	r 1,412.3
CIS	901	7,250.8	1,977.2	2,269.5	2,402.6	2,698.6	2,554.0	21,976.6	7,200.6	7,108.0	6,093.1	6,965.0	8,320.4
Armenia	911	32.9	r 10.3	r 11.5	r 14.8	r 21.1	r 16.0	52.5	r 18.5	r 32.0	r 23.6	r 22.1	r 30.1
Azerbaijan, Rep. of	912	138.0	r 39.9	r 37.4	r 36.9	r 52.7	r 35.2	4.0	r 8.2	r 4.1	r 7.8	r 6.5	r 52.7
Belarus	913	222.1	r 59.3	r 70.6	r 95.4	r 78.7	r 72.1	173.4	r 48.8	r 60.3	r 59.2	r 45.5	r 57.6
Georgia	915	135.6	r 29.8	r 28.7	r 35.8	r 40.5	r 39.0	53.4	r 5.5	r 6.0	r 6.9	r 6.7	r 8.4
Kazakhstan	916	434.5	r 92.0	r 113.3	r 105.7	r 125.3	r 140.4	267.5	r 84.4	r 75.1	r 123.3	r 68.5	r 101.3
Kyrgyz Republic	917	16.9	r 5.7	r 4.2	r 7.6	r 8.4	r 6.5	3.6	r 0.6	r 0.4	r 0.1	r 0.3	r 0.9
Moldova	921	76.7	r 18.6	r 20.1	r 22.7	r 27.3	r 28.2	20.3	r 10.6	r 12.9	r 14.2	r 18.4	r 42.2
Russian Federation	922	5,199.3	r 1,457.8	r 1,705.2	r 1,772.6	r 1,923.6	r 1,865.1	20,419.1	r 6,670.1	r 6,389.3	r 5,446.0	r 6,327.5	r 7,543.3
Tajikistan	923	11.6	r 2.2	r 0.7	r 2.7	r 3.6	r 2.6	1.2	r 0.6	r 0.5	r 0.3	r 0.3	r 0.0
Turkmenistan	925	47.3	r 9.4	r 14.7	r 14.1	r 41.3	r 14.3	0.9	r 0.0	r 0.0	r 1.1	r 1.2	r 0.1
Ukraine	926	860.1	r 232.9	r 234.8	r 269.2	r 339.4	r 296.8	974.8	r 349.6	r 524.2	r 408.1	r 462.2	r 481.0
Uzbekistan	927	75.8	r 19.4	r 28.2	r 25.1	r 36.8	r 37.7	5.7	r 3.7	r 3.1	r 2.4	r 5.8	r 3.0
Europe n.s.	884	18.0	r 4.4	r 3.3	r 4.5	r 5.7	r 4.9	0.7	r 0.4	r 0.1	r 0.3	r 0.5	r 0.7
Mid East, N Africa, Pak	440	14,849.2	4,150.1	3,816.5	4,042.2	5,662.1	5,163.5	12,341.3	3,544.9	3,610.5	3,395.7	2,864.5	3,150.0
Afghanistan, I.R. of	512	39.5	r 8.8	r 9.6	r 8.6	r 10.3	r 12.6	0.8	r 0.1	r 0.3	r 0.2	r 0.5	r 1.9
Algeria	612	954.6	r 239.6	r 215.5	r 217.0	r 219.4	r 169.6	956.2	r 226.8	r 213.0	r 194.4	r 282.8	r 202.1
Bahrain, Kingdom of	419	180.0	r 43.3	r 44.0	r 53.3	r 55.5	r 54.1	95.8	r 30.3	r 76.4	r 61.2	r 49.7	r 77.5
Djibouti	611	37.7	r 7.4	r 7.3	r 6.5	r 7.0	r 7.6	4.9	r 2.0	r 1.4	r 1.0	r 1.7	r 2.1
Egypt	469	1,546.1	r 319.4	r 380.8	r 288.8	r 443.2	r 440.2	351.2	r 94.9	r 144.8	r 109.1	r 85.0	r 151.2
Iran, I.R. of	429	793.6	r 157.9	r 223.8	r 242.8	r 617.2	r 260.9	557.7	r 380.8	r 64.2	r 215.0	r 177.4	r 139.2
Iraq	433	396.8	r 145.2	r 141.8	r 105.7	r 85.7	r 105.2	1,900.6	r 1,114.8	r 1,024.7	r 622.8	r 501.6	r 544.0
Jordan	439	333.6	r 114.9	r 88.6	r 93.8	r 270.5	r 104.6	54.5	r 10.0	r 13.9	r 10.7	r 17.6	r 14.4
Kuwait	443	611.1	r 213.6	r 153.1	r 142.9	r 173.1	r 198.9	1,153.3	r 367.7	r 441.5	r 582.8	r 236.9	r 403.1
Lebanon	446	378.8	r 115.0	r 96.0	r 109.1	r 103.1	r 111.6	72.0	r 11.6	r 20.2	r 15.9	r 20.8	r 16.6
Libya	672	185.2	r 48.9	r 52.7	r 55.7	r 70.6	r 146.7	313.6	r 101.1	r 123.4	r 192.0	r 144.0	r 50.5
Mauritania	682	95.4	r 19.4	r 20.9	r 26.3	r 26.2	r 27.8	38.5	r 13.4	r 24.4	r 9.7	r 25.9	r 24.0

Netherlands (138)

In Millions of U.S. Dollars

		Exports (FOB)						Imports (CIF)					
		2016	2017Q1	2017Q2	2017Q3	2017Q4	2018Q1	2016	2017Q1	2017Q2	2017Q3	2017Q4	2018Q1
Morocco	686	1,162.8	r 257.9	r 258.4	r 261.0	r 371.2	r 351.4	435.9	r 114.4	r 130.2	r 88.0	r 148.8	r 182.3
Oman	449	394.3	r 134.7	r 152.2	r 143.7	r 266.1	r 216.8	81.9	r 33.6	r 33.4	r 12.3	r 5.5	r 45.8
Pakistan	564	603.6	r 311.2	r 220.2	r 368.2	r 373.0	r 200.2	613.4	r 176.4	r 149.5	r 209.9	r 182.7	r 219.2
Qatar	453	488.1	r 228.9	r 178.6	r 180.8	r 309.1	r 247.3	471.8	r 91.3	r 14.1	r 54.8	r 89.9	r 118.1
Saudi Arabia	456	2,592.9	r 677.8	r 638.9	r 701.6	r 1,144.1	r 888.0	3,316.1	r 359.7	r 836.4	r 734.6	r 503.5	r 447.3
Somalia	726	11.4	r 2.1	r 3.4	r 2.6	r 3.6	r 4.2	0.3	r 0.0	r 0.0	r 0.0	r 0.0	r 0.1
Sudan	732	71.4	r 18.1	r 18.9	r 28.4	r 26.8	r 19.8	21.7	r 3.2	r 1.9	r 0.8	r 0.8	r 0.9
Syrian Arab Republic	463	55.2	r 12.6	r 16.7	r 12.0	r 23.2	r 20.9	6.3	r 2.5	r 1.4	r 1.7	r 2.1	r 1.8
Tunisia	744	327.7	r 73.6	r 73.0	r 79.5	r 114.9	r 108.4	184.2	r 63.2	r 41.4	r 48.8	r 44.6	r 61.3
United Arab Emirates	466	3,508.8	r 980.3	r 804.7	r 892.9	r 927.6	r 1,444.0	1,702.3	r 345.3	r 252.2	r 227.6	r 341.6	r 443.7
West Bank and Gaza	487	22.9	r 5.2	r 6.5	r 6.4	r 6.8	r 7.1	4.1	r 0.8	r 1.2	r 0.8	r 0.1	r 1.6
Yemen, Republic of	474	57.7	r 14.4	r 10.8	r 14.5	r 13.7	r 15.8	4.4	r 1.1	r 0.8	r 1.4	r 1.1	r 1.5
Sub-Saharan Africa	603	9,230.8	2,528.2	2,894.9	2,694.5	2,767.1	4,012.8	10,115.7	2,801.7	2,716.2	3,097.3	3,337.2	4,219.7
Angola	614	186.6	r 51.6	r 34.8	r 47.5	r 46.8	r 45.7	263.9	r 0.4	r 1.5	r 0.5	r 1.7	r 4.4
Benin	638	97.6	r 20.8	r 18.7	r 24.2	r 25.4	r 23.5	4.4	r 0.8	r 0.7	r 0.6	r 3.0	r 1.4
Botswana	616	10.3	r 1.8	r 4.1	r 3.4	r 5.1	r 1.9	4.4	r 0.7	r 0.4	r 1.0	r 1.0	r 0.3
Burkina Faso	748	52.9	r 18.7	r 15.1	r 16.6	r 18.8	r 26.4	13.4	r 3.2	r 4.7	r 4.7	r 5.0	r 2.9
Burundi	618	7.4	r 0.7	r 1.8	r 1.1	r 10.1	r 1.1	0.0	r 0.0	r 0.0	r 0.1	r 0.1	r 0.0
Cabo Verde	624	36.2	r 7.6	r 6.9	r 7.8	r 12.9	r 15.8	0.2	r 0.0	r 0.0	r 0.1	r 6.2	r 0.1
Cameroon	622	131.6	r 32.8	r 26.0	r 34.5	r 42.2	r 31.2	432.9	r 89.3	r 100.9	r 104.1	r 99.8	r 67.8
Central African Rep.	626	12.9	r 2.8	r 2.6	r 3.5	r 3.0	r 2.5	0.0	r 0.0	r 0.0	r 0.0	r 0.0	r 0.1
Chad	628	13.2	r 2.4	r 2.9	r 2.8	r 3.6	r 19.4	15.1	r 0.0	r 21.0	r 57.5	r 134.2	r 78.1
Comoros	632	2.6	r 0.8	r 0.9	r 1.3	r 1.0	r 0.5	1.9	r 0.5	r 0.1	r 0.1	r 0.5	r 0.3
Congo, Dem. Rep. of	636	85.8	r 20.2	r 22.2	r 19.9	r 117.6	r 18.3	30.6	r 4.5	r 27.6	r 12.3	r 12.0	r 29.4
Congo, Republic of	634	76.5	r 21.0	r 18.1	r 17.8	r 16.4	r 12.9	86.3	r 15.2	r 12.3	r 20.8	r 9.1	r 25.0
Côte d'Ivoire	662	182.8	r 49.3	r 134.5	r 79.1	r 69.7	r 119.9	1,369.9	r 457.5	r 451.0	r 464.3	r 368.2	r 516.9
Equatorial Guinea	642	44.3	r 8.2	r 12.3	r 11.1	r 9.0	r 10.9	231.3	r 43.3	r 43.7	r 50.1	r 41.4	r 50.3
Eritrea	643	5.7	r 0.9	r 0.5	r 0.3	r 1.3	r 0.8	0.0	r 0.0	r 0.0	r 0.0	r 0.0	r 0.0
Ethiopia	644	134.8	r 25.1	r 93.0	r 34.5	r 36.4	r 149.3	361.9	r 50.2	r 60.1	r 53.0	r 34.5	r 52.4
Gabon	646	63.6	r 22.3	r 23.7	r 22.8	r 21.8	r 27.4	151.3	r 8.4	r 57.1	r 54.8	r 58.1	r 12.5
Gambia, The	648	33.4	r 13.9	r 21.8	r 12.2	r 10.6	r 11.6	1.9	r 0.4	r 0.3	r 1.0	r 0.6	r 2.3
Ghana	652	525.6	r 150.1	r 180.9	r 217.1	r 230.2	r 243.3	959.9	r 231.9	r 214.5	r 256.2	r 310.8	r 372.2
Guinea	656	374.3	r 128.2	r 115.0	r 107.6	r 120.4	r 112.0	27.6	r 4.8	r 4.7	r 2.4	r 2.3	r 2.6
Guinea-Bissau	654	11.8	r 4.5	r 6.0	r 4.5	r 8.9	r 4.6	0.2	r 0.0	r 0.0	r 0.0	r 0.8
Kenya	664	285.1	r 59.7	r 123.8	r 62.9	r 118.5	r 63.2	524.5	r 147.0	r 134.2	r 123.2	r 150.5	r 172.3
Lesotho	666	1.4	r 0.2	r 0.0	r 0.3	r 0.3	r 0.3	0.7	r 0.6	r 0.9	r 1.6	r 1.1	r 1.4
Liberia	668	32.1	r 7.3	r 10.6	r 18.2	r 10.7	r 21.5	98.9	r 14.4	r 13.5	r 6.0	r 4.0	r 6.5
Madagascar	674	26.1	r 12.5	r 8.3	r 15.0	r 13.5	r 8.7	105.2	r 44.6	r 33.8	r 34.0	r 43.2	r 58.0
Malawi	676	7.6	r 10.2	r 5.2	r 6.4	r 3.8	r 6.5	18.1	r 7.6	r 18.5	r 17.4	r 5.0	r 15.7
Mali	678	104.6	r 30.1	r 42.6	r 34.2	r 42.2	r 48.2	9.8	r 1.3	r 2.7	r 1.2	r 1.0	r 1.2
Mauritius	684	57.3	r 11.7	r 13.3	r 14.1	r 15.6	r 18.7	65.7	r 17.3	r 13.3	r 17.7	r 16.0	r 20.9
Mozambique	688	40.4	r 8.3	r 21.8	r 12.8	r 8.9	r 11.4	334.5	r 156.8	r 136.0	r 109.1	r 130.3	r 144.3
Namibia	728	30.0	r 4.1	r 4.7	r 6.8	r 6.1	r 7.7	134.3	r 22.5	r 9.5	r 24.5	r 48.9	r 40.5
Niger	692	17.2	r 5.1	r 7.2	r 6.9	r 4.8	r 41.1	0.0	r 0.0	r 0.0	r 0.2	r 0.0	r 0.2
Nigeria	694	2,589.9	r 826.2	r 749.1	r 725.9	r 535.1	r 1,403.4	2,115.6	r 620.4	r 638.6	r 750.4	r 1,104.1	r 1,561.8
Rwanda	714	21.6	r 5.3	r 3.3	r 10.4	r 7.1	r 9.7	0.9	r 0.7	r 0.7	r 2.0	r 1.0	r 1.5
São Tomé & Príncipe	716	1.8	r 0.7	r 0.8	r 0.4	r 0.4	r 0.9	5.1	r 1.6	r 0.6	r 0.7	r 1.2	r 1.7
Senegal	722	347.2	r 68.7	r 98.0	r 127.2	r 178.3	r 194.9	44.8	r 19.9	r 12.2	r 13.5	r 8.8	r 27.2
Seychelles	718	20.8	r 4.0	r 5.5	r 4.9	r 4.2	r 5.7	17.6	r 5.0	r 4.8	r 3.7	r 3.8	r 0.9
Sierra Leone	724	39.1	r 14.9	r 16.9	r 14.3	r 13.0	r 8.5	49.5	r 19.1	r 22.3	r 15.2	r 30.6	r 15.3
South Africa	199	2,358.0	r 589.5	r 589.6	r 637.8	r 687.6	r 700.9	2,319.6	r 724.0	r 584.1	r 761.4	r 609.9	r 822.4
South Sudan, Rep. of	733	9.9	r 2.0	r 1.5	r 5.3	r 2.6	r 3.4	0.0	r 0.0	r 0.0	r 0.0
Swaziland	734	3.4	r 0.3	r 1.4	r 0.7	r 0.6	r 1.5	11.5	r 2.5	r 2.4	r 4.3	r 1.6	r 1.9
Tanzania	738	126.5	r 24.9	r 22.9	r 24.2	r 31.8	r 36.8	60.9	r 18.1	r 17.5	r 26.6	r 21.4	r 26.1
Togo	742	888.1	r 217.9	r 392.5	r 258.8	r 233.2	r 506.6	38.7	r 6.9	r 8.0	r 3.1	r 1.4	r 6.7
Uganda	746	70.4	r 19.6	r 16.4	r 18.9	r 14.2	r 13.9	104.5	r 27.3	r 24.5	r 26.7	r 18.7	r 25.2
Zambia	754	45.1	r 18.4	r 15.1	r 11.2	r 15.0	r 14.7	36.9	r 18.5	r 14.7	r 30.3	r 17.5	r 27.1
Zimbabwe	698	15.3	r 2.8	r 2.5	r 6.8	r 8.5	r 5.7	61.2	r 14.1	r 22.3	r 40.6	r 28.0	r 20.8
Africa n.s.	799	2.0	r 0.1	r 0.0	r 0.0	r 0.1	0.0	r 0.4	r 0.4	r 0.0	r 0.4	r 0.4

Netherlands (138)

In Millions of U.S. Dollars

		Exports (FOB)						Imports (CIF)					
		2016	2017Q1	2017Q2	2017Q3	2017Q4	2018Q1	2016	2017Q1	2017Q2	2017Q3	2017Q4	2018Q1
Western Hemisphere	205	11,951.8	2,733.1	3,017.5	3,146.2	2,947.7	3,222.4	19,168.3	5,062.3	5,144.6	5,355.5	5,597.0	5,990.3
Anguilla	312	1.5	r 0.3	r 0.1	r 0.3	r 0.2	r 0.1	r 0.0	r 0.0	r 0.0	r 0.0	r 0.0
Antigua and Barbuda	311	36.6	r 2.1	r 1.2	r 1.5	r 1.7	r 2.9	0.4	r 0.0	r 0.0	r 0.0	r 0.1	r 0.2
Argentina	213	828.4	r 184.7	r 230.4	r 277.1	r 268.1	r 275.6	1,470.7	r 294.2	r 267.0	r 404.9	r 497.9	r 439.7
Aruba	314	108.7	r 27.8	r 27.3	r 35.7	r 39.2	r 33.1	15.3	r 4.8	r 2.0	r 1.8	r 1.6	r 1.0
Bahamas, The	313	102.0	r 52.0	r 35.7	r 26.6	r 112.3	r 41.7	11.2	r 5.8	r 2.1	r 1.4	r 3.5	r 0.3
Barbados	316	12.9	r 3.4	r 3.8	r 3.7	r 4.7	r 5.4	5.0	r 0.8	r 1.3	r 1.4	r 1.3	r 2.4
Belize	339	7.9	r 1.5	r 1.2	r 1.7	r 1.8	r 1.9	12.7	r 0.9	r 2.8	r 2.4	r 1.6	r 1.6
Bermuda	319	4.1	r 1.3	r 2.7	r 1.0	r 0.8	r 0.8	0.3	r 0.0	r 0.1	r 3.2	r 0.2	r 0.1
Bolivia	218	71.3	r 18.9	r 18.8	r 22.6	r 22.4	r 15.7	69.0	r 17.7	r 34.1	r 52.8	r 39.4	r 43.2
Brazil	223	3,758.3	r 747.9	r 684.1	r 746.5	r 780.8	r 870.0	6,949.1	r 1,770.5	r 1,903.1	r 1,648.1	r 1,736.9	r 1,882.7
Chile	228	696.1	r 179.3	r 197.3	r 180.1	r 179.2	r 210.1	1,797.6	r 573.0	r 467.9	r 400.8	r 458.0	r 535.8
Colombia	233	484.2	r 125.4	r 184.9	r 131.6	r 121.2	r 129.0	1,561.7	r 386.2	r 321.6	r 329.2	r 386.0	r 357.4
Costa Rica	238	101.7	r 25.1	r 24.0	r 71.7	r 32.7	r 28.1	685.9	r 217.8	r 271.1	r 198.3	r 197.0	r 290.1
Curacao	354	227.2	r 60.9	r 61.8	r 72.5	r 80.1	r 95.6	12.5	r 4.5	r 2.8	r 3.7	r 3.9	r 3.6
Dominica	321	3.3	r 1.2	r 0.8	r 0.9	r 0.9	r 1.0	2.9	r 0.6	r 1.5	r 0.9	r 0.0	r 0.0
Dominican Republic	243	151.6	r 29.4	r 32.9	r 36.3	r 41.5	r 58.7	256.2	r 59.6	r 66.7	r 78.2	r 71.4	r 70.4
Ecuador	248	324.3	r 103.7	r 152.7	r 207.9	r 67.8	r 104.9	542.5	r 146.5	r 147.6	r 121.7	r 126.8	r 162.1
El Salvador	253	31.8	r 8.2	r 8.1	r 7.8	r 7.4	r 7.6	38.4	r 6.2	r 4.8	r 3.3	r 5.1	r 4.0
Falkland Islands	323	4.4	r 2.0	r 0.1	r 0.1	r 4.9	r 0.2	0.2	r 0.1	r 0.3	r 0.3	r 0.0
Greenland	326	7.8	r 1.4	r 2.2	r 3.2	r 1.9	r 2.0	5.9	r 5.1	r 3.4	r 2.8	r 0.7	r 1.4
Grenada	328	5.2	r 0.9	r 1.0	r 2.6	r 1.7	r 2.7	2.2	r 0.8	r 0.7	r 0.4	r 0.4	r 0.9
Guatemala	258	87.6	r 15.7	r 21.3	r 22.9	r 25.7	r 24.8	357.7	r 102.4	r 95.2	r 113.1	r 133.5	r 92.5
Guyana	336	30.4	r 6.4	r 9.5	r 9.4	r 8.5	r 11.4	35.0	r 8.8	r 13.7	r 11.0	r 13.6	r 12.7
Haiti	263	35.9	r 9.8	r 10.7	r 9.7	r 15.2	r 21.1	4.7	r 0.8	r 0.8	r 0.5	r 0.7	r 0.9
Honduras	268	49.0	r 10.8	r 10.8	r 12.9	r 13.6	r 8.6	240.3	r 75.2	r 77.0	r 68.4	r 77.6	r 83.1
Jamaica	343	34.5	r 9.8	r 9.4	r 12.5	r 21.8	r 17.5	121.8	r 25.4	r 43.2	r 53.7	r 34.2	r 57.0
Mexico	273	2,245.1	r 578.5	r 788.7	r 836.9	r 536.5	r 827.6	1,925.7	r 726.4	r 711.8	r 783.8	r 1,049.4	r 1,085.2
Montserrat	351	0.4	r 0.1	r 0.1	r 0.1	r 0.1	r 0.0	0.0	r 0.0	r 0.0	r 0.2	r 0.0	r 0.0
Nicaragua	278	18.6	r 6.5	r 8.7	r 6.5	r 7.3	r 5.4	23.9	r 10.2	r 14.2	r 11.8	r 11.7	r 18.5
Panama	283	175.6	r 62.5	r 41.0	r 45.7	r 49.3	r 45.0	224.1	r 64.1	r 90.8	r 84.1	r 90.2	r 78.0
Paraguay	288	68.2	r 14.9	r 13.3	r 22.1	r 24.2	r 18.2	50.8	r 30.9	r 107.3	r 47.5	r 13.2	r 19.1
Peru	293	349.0	r 150.8	r 97.7	r 121.9	r 64.9	r 96.4	962.7	r 260.8	r 223.3	r 246.7	r 247.3	r 315.3
Sint Maarten	352	46.4	r 13.7	r 11.2	r 11.3	r 23.3	r 17.7	0.6	r 0.1	r 0.1	r 0.0	r 0.1	r 0.1
St. Kitts and Nevis	361	1.0	r 0.2	r 0.1	r 0.3	r 0.4	r 0.3	0.1	r 0.0	r 0.0	r 0.1	r 0.0	r 0.0
St. Lucia	362	8.8	r 1.7	r 2.0	r 2.1	r 4.2	r 1.7	0.5	r 0.1	r 0.1	r 0.2	r 2.4	r 0.1
St. Vincent & Grens.	364	2.0	r 0.5	r 0.5	r 0.6	r 1.3	r 0.4	0.1	r 0.0	r 0.0	r 0.0	r 0.0	r 0.1
Suriname	366	159.9	r 50.1	r 43.7	r 51.3	r 56.6	r 57.8	42.1	r 8.6	r 10.5	r 9.3	r 13.3	r 9.2
Trinidad and Tobago	369	85.5	r 12.5	r 11.6	r 13.5	r 18.2	r 17.7	144.8	r 49.9	r 55.3	r 51.1	r 50.4	r 60.2
Uruguay	298	103.3	r 23.8	r 47.6	r 32.3	r 40.0	r 30.5	709.0	r 153.9	r 151.9	r 178.3	r 155.0	r 193.9
Venezuela, Rep. Bol.	299	162.0	r 14.7	r 30.5	r 11.3	r 17.2	r 13.5	173.3	r 48.5	r 46.8	r 47.8	r 58.1	r 65.5
Western Hem. n.s.	399	1,319.4	r 172.9	r 187.8	r 91.6	r 248.2	r 119.5	711.7	r 1.0	r 1.5	r 392.4	r 114.7	r 101.9
Other Countries n.i.e	910	178.2	32.3	43.6	44.9	54.7	44.7	71.8	19.3	13.0	4.3	9.3	12.7
Cuba	928	175.8	r 31.9	r 43.4	r 44.8	r 54.5	r 43.9	70.8	r 18.7	r 12.2	r 3.6	r 8.5	r 11.9
Korea, Dem. People's Rep.	954	2.4	r 0.4	r 0.2	r 0.1	r 0.2	r 0.8	1.0	r 0.6	r 0.8	r 0.7	r 0.8	r 0.8
Special Categories	899	4,295.1	r 1,296.8	r 1,488.9	r 1,631.9	r 1,705.0	r 1,958.7	39.4	r 3.2	r 3.9	r 8.5	r 60.3	r 64.7
Countries & Areas n.s.	898	1,414.1	r 1,021.8	r 983.2	r 895.5	r 378.0	r 476.6	2,736.8	r 841.4	r 661.0	r 698.3	r 1,080.1	r 1,379.2
Memorandum Items													
Africa	605	11,882.0	3,144.2	3,490.9	3,310.6	3,533.7	4,698.1	11,757.3	3,224.6	3,128.5	3,440.0	3,841.7	4,692.5
Middle East	405	11,545.1	3,212.0	2,989.3	3,044.0	4,509.6	4,261.9	10,085.4	2,945.5	3,048.5	2,842.8	2,176.7	2,456.1
European Union	998	432,661.5	116,236.6	115,525.9	122,689.6	133,933.0	136,115.2	237,472.0	61,912.8	63,456.2	67,067.0	73,324.7	77,065.9
Export earnings: fuel	080	20,126.3	5,701.4	5,737.0	5,933.0	6,915.5	7,615.1	36,601.0	11,154.0	10,930.0	10,016.0	10,748.5	12,592.7
Export earnings: nonfuel	092	550,785.8	148,545.1	149,431.5	158,281.8	171,081.9	175,175.3	468,109.2	123,866.5	125,496.3	135,059.2	147,657.5	151,872.0

New Zealand (196)

In Millions of U.S. Dollars

		Exports (FOB)						Imports (CIF)					
		2016	2017Q1	2017Q2	2017Q3	2017Q4	2018Q1	2016	2017Q1	2017Q2	2017Q3	2017Q4	2018Q1
IFS World		33,740.2	8,919.9	10,078.1	8,839.9	10,225.3	9,828.0	36,062.6	8,928.5	9,477.9	10,475.1	11,233.1	10,287.3
World	001	33,681.7	8,836.7	10,142.4	8,839.9	10,269.1	9,897.7	36,263.4	8,744.4	9,463.0	10,465.4	11,222.8	10,193.5
Advanced Economies	110	18,393.5	4,526.8	5,391.9	4,831.4	5,053.5	5,202.5	21,506.8	5,358.4	5,626.5	6,191.2	6,684.5	5,871.4
Euro Area	163	2,044.7	486.2	622.1	509.4	486.6	631.5	4,853.7	1,116.9	1,273.5	1,464.6	1,494.4	1,359.7
Austria	122	16.9	r 6.5	r 5.9	r 3.4	r 5.7	r 5.3	149.3	r 29.5	r 38.5	r 52.1	r 51.5	r 52.9
Belgium	124	138.2	r 33.6	r 52.6	r 38.9	r 45.7	r 56.0	242.3	r 66.5	r 68.0	r 73.9	r 84.7	r 82.2
Cyprus	423	10.7	r 4.1	r 4.0	r 1.5	r 1.2	r 3.2	1.3	r 0.4	r 0.3	r 0.5	r 0.4	r 0.3
Estonia	939	2.6	r 0.3	r 0.8	r 0.9	r 1.1	r 1.0	6.2	r 1.7	r 2.2	r 1.5	r 2.2	r 1.3
Finland	172	14.6	r 3.0	r 2.4	r 1.8	r 4.7	r 5.0	117.4	r 26.9	r 27.3	r 30.3	r 34.7	r 30.3
France	132	258.5	r 57.8	r 60.4	r 58.8	r 59.5	r 66.0	803.1	r 128.9	r 154.8	r 211.5	r 183.1	r 194.5
Germany	134	471.7	r 129.8	r 148.8	r 102.9	r 119.2	r 168.2	1,777.3	r 457.6	r 541.9	r 565.2	r 587.1	r 494.4
Greece	174	32.6	r 7.5	r 15.1	r 3.7	r 5.1	r 16.4	21.4	r 6.5	r 4.7	r 7.4	r 7.1	r 6.5
Ireland	178	37.6	r 6.3	r 8.9	r 15.6	r 10.1	r 9.9	185.1	r 30.8	r 44.4	r 43.7	r 40.9	r 39.7
Italy	136	264.2	r 52.3	r 66.6	r 68.8	r 61.0	r 58.4	743.0	r 192.9	r 182.2	r 234.3	r 226.6	r 219.1
Latvia	941	7.2	r 6.9	r 2.8	r 2.5	r 3.2	r 2.2	5.9	r 1.3	r 1.9	r 1.6	r 2.6	r 1.6
Lithuania	946	14.0	r 3.6	r 2.9	r 3.2	r 3.9	r 3.2	19.4	r 5.8	r 13.4	r 5.0	r 23.3	r 2.3
Luxembourg	137	1.3	r 0.4	r 0.9	r 0.3	r 0.1	r 0.0	4.9	r 1.3	r 0.7	r 2.1	r 1.4	r 0.8
Malta	181	3.7	r 0.9	r 1.3	r 0.9	r 0.9	r 1.5	2.9	r 0.4	r 0.4	r 0.4	r 1.0	r 0.5
Netherlands	138	559.5	r 145.6	r 183.1	r 146.0	r 130.6	r 189.4	397.3	r 72.5	r 85.1	r 116.0	r 144.2	r 120.1
Portugal	182	23.1	r 7.8	r 7.2	r 6.0	r 10.9	r 11.4	28.2	r 7.0	r 6.3	r 8.1	r 8.1	r 10.7
Slovak Republic	936	0.6	r 0.1	r 2.0	r 1.6	r 1.7	r 1.3	51.0	r 14.5	r 15.2	r 13.9	r 10.4	r 9.7
Slovenia	961	2.4	r 0.5	r 0.4	r 0.5	r 0.8	r 1.1	12.2	r 2.0	r 3.7	r 6.6	r 5.2	r 3.4
Spain	184	185.2	r 19.2	r 56.1	r 52.1	r 21.3	r 32.0	285.4	r 70.3	r 82.7	r 90.3	r 80.0	r 89.3
Australia	193	5,752.6	r 1,486.2	r 1,444.2	r 1,702.7	r 1,679.1	r 1,567.3	4,595.2	r 1,081.4	r 1,161.8	r 1,356.1	r 1,311.7	r 1,188.5
Canada	156	415.9	r 114.5	r 122.0	r 123.5	r 124.6	r 130.7	455.5	r 102.3	r 101.5	r 123.0	r 123.2	r 125.1
China,P.R.: Hong Kong	532	562.1	r 133.0	r 174.3	r 190.7	r 365.1	r 244.6	69.6	r 14.8	r 14.9	r 16.3	r 18.9	r 14.1
China,P.R.: Macao	546	5.8	r 5.3	r 4.8	r 4.9	r 4.3	r 1.5	0.4	r 0.0	r 0.1	r 0.1	r 0.2	r 0.1
Czech Republic	935	7.2	r 2.1	r 2.2	r 1.7	r 3.5	r 4.2	113.0	r 21.8	r 29.7	r 33.0	r 34.7	r 41.2
Denmark	128	103.2	r 25.6	r 17.7	r 37.5	r 28.3	r 22.5	141.1	r 39.1	r 41.3	r 50.3	r 42.9	r 38.1
Iceland	176	8.5	r 0.5	r 0.9	r 0.3	r 0.4	r 0.3	4.7	r 1.0	r 0.2	r 0.6	r 0.3	r 0.4
Israel	436	14.9	r 2.2	r 4.8	r 3.4	r 8.4	r 11.3	81.8	r 36.9	r 26.9	r 31.4	r 41.0	r 21.4
Japan	158	2,077.9	r 485.3	r 739.6	r 568.0	r 522.1	r 557.4	2,609.1	r 752.9	r 732.9	r 742.7	r 786.4	r 572.2
Korea, Republic of	542	1,040.2	r 248.9	r 324.3	r 242.3	r 259.4	r 310.1	1,527.7	r 328.9	r 431.0	r 392.0	r 330.8	r 512.6
Norway	142	33.5	r 7.8	r 8.8	r 6.7	r 6.8	r 9.8	55.8	r 8.4	r 8.1	r 12.8	r 9.7	r 9.0
Singapore	576	771.7	r 142.6	r 221.2	r 171.1	r 253.6	r 194.0	997.2	r 359.9	r 353.6	r 287.5	r 386.5	r 338.5
Sweden	144	43.7	r 12.4	r 14.7	r 11.0	r 12.6	r 17.0	218.8	r 60.5	r 61.1	r 62.5	r 83.8	r 69.7
Switzerland	146	59.8	r 19.6	r 22.6	r 15.7	r 12.5	r 16.7	262.9	r 72.3	r 62.0	r 77.1	r 66.9	r 67.1
Taiwan Prov. of China	528	756.8	r 196.5	r 230.3	r 199.7	r 185.0	r 190.7	525.0	r 140.1	r 137.9	r 149.8	r 155.7	r 149.5
United Kingdom	112	1,014.3	r 245.6	r 291.3	r 226.6	r 236.2	r 281.1	1,046.1	r 279.5	r 279.0	r 353.5	r 358.5	r 300.9
United States	111	3,680.6	r 912.6	r 1,146.3	r 816.0	r 865.1	r 1,011.7	3,949.3	r 941.7	r 911.0	r 1,037.9	r 1,438.9	r 1,063.4
Emerg. & Dev. Economies	200	14,731.4	4,212.3	4,620.6	3,831.5	5,120.7	4,599.5	14,648.8	3,385.6	3,836.4	4,274.1	4,538.1	4,321.8
Emerg. & Dev. Asia	505	10,922.3	3,198.0	3,479.6	3,073.9	3,957.3	3,371.3	11,699.4	2,682.5	3,060.6	3,366.5	3,629.3	3,393.5
American Samoa	859	31.6	r 3.1	r 3.7	r 4.4	r 4.3	r 4.0	1.3	r 0.2	r 0.3	r 0.1	r 0.2	r 0.1
Bangladesh	513	151.8	r 51.4	r 50.2	r 29.1	r 69.6	r 67.4	76.5	r 20.3	r 18.2	r 19.5	r 18.7	r 25.6
Bhutan	514	0.6	r 0.2	r 0.5	r 0.0	r 0.3	r 0.3	0.0	r 0.0	r 0.0
Brunei Darussalam	516	3.5	r 0.9	r 1.3	r 0.9	r 0.5	r 1.1	113.7	r 0.0	r 0.0	r 0.0
Cambodia	522	5.7	r 1.6	r 1.4	r 1.8	r 1.4	r 2.3	16.2	r 5.8	r 4.7	r 5.0	r 5.1	r 4.3
China,P.R.: Mainland	924	6,525.3	r 1,867.2	r 2,112.1	r 1,910.4	r 2,593.1	r 2,010.1	7,232.2	r 1,446.4	r 1,809.6	r 2,052.6	r 2,175.2	r 1,944.4
Fiji	819	328.5	r 73.8	r 86.1	r 98.4	r 92.2	r 79.5	45.5	r 9.6	r 10.1	r 13.4	r 12.3	r 9.1
F.T. French Polynesia	887	134.3	r 27.4	r 31.0	r 32.1	r 32.7	r 38.4	1.8	r 0.4	r 0.6	r 0.4	r 0.9	r 0.5
F.T. New Caledonia	839	107.1	r 23.9	r 29.2	r 22.9	r 25.9	r 26.6	2.0	r 0.9	r 0.3	r 0.7	r 0.4	r 0.5
Guam	829	6.0	r 0.9	r 1.2	r 1.3	r 1.7	r 1.4	0.0	r 0.0	r 0.0
India	534	445.7	r 79.4	r 152.2	r 129.9	r 103.0	r 123.9	408.8	r 101.0	r 106.4	r 116.5	r 117.0	r 126.1
Indonesia	536	603.7	r 178.2	r 174.2	r 160.4	r 194.1	r 183.1	551.8	r 222.3	r 150.1	r 135.5	r 182.1	r 172.4
Kiribati	826	8.9	r 1.2	r 3.7	r 3.5	r 2.9	r 2.5	0.0	r 0.0	r 0.0	r 0.0
Lao People's Dem.Rep	544	0.7	r 0.2	r 0.3	r 0.5	r 0.2	r 0.2	5.7	r 0.7	r 0.4	r 0.6	r 0.4	r 0.3
Malaysia	548	553.6	r 194.2	r 193.9	r 152.9	r 181.8	r 192.5	983.1	r 288.4	r 307.2	r 326.3	r 394.8	r 433.2
Maldives	556	12.5	r 1.9	r 7.4	r 5.2	r 5.7	r 4.2	0.0	r 0.0	r 0.0	r 0.0	r 0.0	r 0.0
Marshall Islands	867	0.8	r 0.2	r 0.8	r 1.1	r 1.2	r 0.6	r 0.0	r 0.0	r 0.0	r 0.0
Micronesia	868	0.3	r 0.2	r 0.7	r 0.6	r 1.3	r 0.6

New Zealand (196)

In Millions of U.S. Dollars

		Exports (FOB)						Imports (CIF)					
		2016	2017Q1	2017Q2	2017Q3	2017Q4	2018Q1	2016	2017Q1	2017Q2	2017Q3	2017Q4	2018Q1
Mongolia	948	7.5	r 4.6	r 0.9	r 0.2	r 3.2	r 0.9	0.4	r 0.0	r 0.0	r 0.0	r 0.0	r 0.0
Myanmar	518	27.9	r 7.8	r 7.2	r 5.0	r 9.6	r 8.6	2.6	r 0.8	r 0.6	r 1.3	r 1.0	r 1.1
Nauru	836	1.1	r 0.4	r 0.2	r 0.5	r 0.9	r 0.3	3.2	r 0.0	r 0.0	r 2.3	r 0.0	r 0.0
Nepal	558	8.3	r 1.3	r 1.5	r 1.4	r 1.6	r 2.0	0.9	r 0.2	r 0.3	r 0.2	r 0.2	r 0.2
Palau	565	0.6	r 0.0	r 0.2	r 0.2	r 0.2	r 0.3	0.0	r 0.0	r 0.0	r 0.0	r 0.0	r 0.0
Papua New Guinea	853	125.0	r 39.6	r 33.4	r 30.3	r 29.8	r 28.1	6.8	r 0.8	r 2.1	r 1.5	r 1.8	r 12.5
Philippines	566	440.5	r 165.4	r 121.1	r 117.3	r 131.6	r 133.5	84.6	r 25.0	r 19.0	r 23.6	r 25.3	r 26.8
Samoa	862	64.7	r 17.6	r 19.5	r 19.2	r 21.3	r 15.4	3.1	r 1.4	r 1.3	r 1.1	r 1.4	r 1.1
Solomon Islands	813	20.3	r 5.8	r 13.2	r 5.0	r 4.2	r 5.1	4.6	r 1.5	r 1.3	r 1.6	r 1.5	r 1.5
Sri Lanka	524	169.5	r 67.8	r 69.8	r 58.4	r 88.7	r 75.4	37.5	r 10.7	r 9.8	r 11.2	r 13.2	r 10.9
Thailand	578	573.8	r 224.0	r 154.7	r 119.9	r 155.9	r 170.9	1,638.0	r 422.3	r 463.2	r 492.1	r 514.2	r 465.8
Timor-Leste	537	1.9	r 0.4	r 1.2	r 1.3	r 1.2	r 0.9	0.2	r 0.1	r 0.0	r 0.1	r 0.1	r 0.2
Tonga	866	55.7	r 8.6	r 12.5	r 15.2	r 12.9	r 8.6	2.1	r 0.3	r 0.6	r 0.7	r 1.4	r 0.2
Tuvalu	869	2.8	r 0.9	r 0.8	r 0.7	r 0.6	r 0.7	0.0	r 0.0	r 0.0	r 0.0	r 0.0
Vanuatu	846	35.8	r 7.3	r 8.7	r 8.7	r 8.4	r 6.7	0.6	r 0.2	r 0.1	r 0.2	r 0.1	r 0.2
Vietnam	582	358.7	r 118.2	r 159.9	r 101.5	r 145.7	r 150.9	472.9	r 122.9	r 154.3	r 157.1	r 161.7	r 154.7
Asia n.s.	598	107.5	r 22.4	r 24.9	r 33.7	r 29.6	r 24.6	3.1	r 0.1	r 0.1	r 3.0	r 0.3	r 1.7
Europe	170	416.0	108.8	186.8	94.3	101.8	76.2	466.4	94.0	128.4	273.1	105.2	112.9
Emerg. & Dev. Europe	903	137.8	27.1	24.4	35.5	43.7	29.2	311.7	84.5	87.0	111.2	99.9	108.2
Albania	914	0.4	r 0.0	r 0.1	r 0.1	0.4	r 0.1	r 0.0	r 0.1	r 0.1	r 0.1
Bosnia and Herzegovina	963	0.1	r 0.0	r 0.0	r 0.0	2.3	r 0.4	r 0.5	r 0.6	r 0.5	r 0.9
Bulgaria	918	8.7	r 1.7	r 1.9	r 2.3	r 2.5	r 3.0	18.3	r 2.4	r 3.2	r 13.3	r 3.3	r 3.7
Croatia	960	3.8	r 0.5	r 0.8	r 0.1	r 0.1	r 1.5	3.3	r 0.3	r 0.5	r 1.9	r 0.5	r 0.9
Faroe Islands	816	2.8	r 0.8	r 0.8	r 0.8	r 0.9	r 0.9	0.0	r 0.0	r 0.0	r 0.0	r 0.0
Gibraltar	823	0.8	r 0.0	r 0.1	r 0.3	r 0.3	r 0.0	0.0	r 0.0	r 0.0	r 2.1
Hungary	944	2.1	r 0.6	r 0.8	r 1.7	r 0.3	r 0.6	47.5	r 12.7	r 15.8	r 16.5	r 16.9	r 13.9
Macedonia, FYR	962	0.0	r 0.0	r 0.0	0.3	r 0.2	r 0.1	r 0.1	r 0.1	r 0.3
Montenegro	943	0.2	r 0.0	r 0.0	r 0.1	0.0	r 0.0	r 0.0	r 0.0	r 0.0	r 0.0
Poland	964	45.0	r 6.3	r 8.3	r 18.9	r 10.0	r 9.5	97.3	r 22.8	r 27.6	r 34.3	r 33.3	r 37.3
Romania	968	3.4	r 0.2	r 0.3	r 1.6	r 1.7	r 0.9	12.8	r 4.6	r 5.6	r 5.0	r 12.2	r 14.0
Serbia, Republic of	942	0.6	r 0.0	r 0.2	r 0.4	r 0.3	r 0.5	2.4	r 0.2	r 0.7	r 0.7	r 0.6	r 0.7
Turkey	186	69.9	r 17.1	r 11.0	r 9.4	r 27.6	r 12.3	127.0	r 40.9	r 32.9	r 38.7	r 32.5	r 34.3
CIS	901	218.1	78.4	72.1	33.8	58.1	40.4	154.7	9.6	41.4	161.9	5.3	4.7
Armenia	911	10.8	r 4.9	r 3.2	r 2.8	r 3.5	r 2.5	0.1	r 0.0	r 0.0	r 0.0	r 0.0	r 0.0
Azerbaijan, Rep. of	912	36.3	r 17.0	r 11.3	r 6.7	r 11.9	r 13.5	0.1	r 0.1	r 0.0	r 0.0
Belarus	913	0.4	r 0.3	r 0.3	r 0.1	r 0.2	r 0.0	2.6	r 0.5	r 0.7	r 0.6	r 0.2	r 0.1
Georgia	915	2.3	r 0.4	r 1.1	r 1.7	r 0.4	r 0.3	0.2	r 0.1	r 0.1	r 0.0	r 0.1	r 0.4
Kazakhstan	916	2.0	r 0.0	r 0.4	r 0.4	r 0.9	r 0.1	0.8	r 0.1	r 0.0	r 0.4	r 0.4	r 0.2
Kyrgyz Republic	917	0.0	r 0.0	r 0.0	r 0.0	r 0.0	0.1	r 0.0	r 0.0	r 0.1	r 0.0	r 0.0
Moldova	921	0.2	r 0.0	r 0.0	r 0.1	0.2	r 0.1	r 0.0	r 0.1	r 0.1	r 0.1
Russian Federation	922	157.0	r 53.4	r 52.4	r 19.1	r 37.9	r 21.8	145.9	r 5.3	r 38.6	r 159.1	r 2.3	r 2.1
Tajikistan	923	r 0.1	0.0	r 0.0	r 0.0	r 0.0
Turkmenistan	925	r 0.2	0.0	r 0.0	r 0.0	r 0.0	r 0.0
Ukraine	926	6.9	r 2.0	r 3.2	r 2.8	r 1.7	r 2.0	4.7	r 3.5	r 1.9	r 1.7	r 2.2	r 1.7
Uzbekistan	927	2.3	r 0.3	r 0.1	r 0.4	r 1.7	0.0	r 0.0	r 0.0	r 0.0	r 0.0	r 0.0
Europe n.s.	884	60.1	r 3.2	r 90.3	r 24.9	r 6.6	0.0	r 0.0	r 0.0	r 0.0	r 0.0	r 0.0
Mid East, N Africa, Pak	440	2,150.2	570.4	594.8	384.9	696.3	786.4	1,592.8	432.4	422.0	393.1	523.5	543.6
Afghanistan, I.R. of	512	0.6	r 0.0	r 0.1	r 0.2	r 0.3	0.1	r 0.0	r 0.0	r 0.0	r 0.0	r 0.0
Algeria	612	489.7	r 110.6	r 152.1	r 34.9	r 95.6	r 204.5	0.1	r 0.1	r 0.0	r 0.0	r 0.0	r 0.0
Bahrain, Kingdom of	419	44.1	r 5.9	r 8.7	r 6.1	r 6.2	r 9.4	5.9	r 1.5	r 1.0	r 1.0	r 0.7	r 5.6
Djibouti	611	2.4	r 0.6	r 0.0	r 0.5	r 0.2	0.9	r 0.4	r 0.9	r 0.5	r 0.0
Egypt	469	295.1	r 46.4	r 31.5	r 34.3	r 82.6	r 84.5	7.2	r 0.7	r 0.5	r 0.9	r 2.5	r 1.7
Iran, I.R. of	429	103.2	r 14.4	r 31.7	r 9.0	r 39.8	r 69.6	3.6	r 1.4	r 1.0	r 1.2	r 1.1	r 1.1
Iraq	433	3.8	r 0.2	r 2.9	r 0.7	r 0.4	r 0.5	0.0	r 0.0	r 0.0
Jordan	439	50.4	r 15.2	r 22.2	r 11.0	r 18.7	r 23.4	1.4	r 1.0	r 0.7	r 0.5	r 0.4	r 0.6
Kuwait	443	46.1	r 19.0	r 18.8	r 22.6	r 26.8	r 13.9	2.7	r 0.1	r 19.2	r 0.0	r 3.4	r 0.0
Lebanon	446	10.0	r 2.0	r 0.9	r 2.9	r 4.5	r 0.6	1.0	r 0.2	r 0.3	r 0.2	r 0.4	r 0.3
Libya	672	43.9	r 12.2	r 11.7	r 2.2	r 6.6	r 3.2	0.0	r 0.0	r 0.0	r 0.0
Mauritania	682	1.5	r 0.0	r 0.0	r 0.5	r 0.0	r 0.1	0.0	r 0.0	r 0.0	r 0.0	r 0.0	r 0.0
Morocco	686	49.6	r 16.2	r 10.0	r 9.1	r 20.3	r 16.0	79.5	r 9.0	r 8.2	r 20.9	r 8.0	r 21.2

New Zealand (196)

In Millions of U.S. Dollars

		Exports (FOB)						Imports (CIF)					
		2016	2017Q1	2017Q2	2017Q3	2017Q4	2018Q1	2016	2017Q1	2017Q2	2017Q3	2017Q4	2018Q1
Oman	449	59.8	r 19.0	r 14.8	r 7.9	r 21.9	r 32.3	35.4	r 1.8	r 0.5	r 4.9	r 0.8	r 13.7
Pakistan	564	58.7	r 23.4	r 29.7	r 24.7	r 18.5	r 20.1	50.4	r 14.3	r 12.0	r 11.7	r 12.0	r 13.1
Qatar	453	20.5	r 7.1	r 5.8	r 6.7	r 8.2	r 6.6	138.1	r 4.2	r 44.6	r 5.9	r 54.3	r 5.2
Saudi Arabia	456	353.6	r 110.5	r 98.8	r 75.9	r 131.2	r 107.5	466.2	r 56.1	r 42.9	r 87.0	r 73.2	r 120.7
Somalia	726	2.3	r 1.0	r 1.2	r 0.3	r 0.8	r 0.9	0.0	r 0.0	r 0.0	r 0.0	r 0.0	r 0.0
Sudan	732	42.8	r 6.3	r 14.7	r 7.3	r 14.7	r 9.8	0.0	r 0.0	r 0.0	r 0.0
Syrian Arab Republic	463	10.0	r 2.1	r 2.9	r 3.0	r 1.7	r 3.6	0.0	r 0.0	r 0.0	r 0.0
Tunisia	744	2.8	r 0.9	r 0.8	r 0.4	r 2.2	r 1.7	3.9	r 1.0	r 1.1	r 1.2	r 1.8	r 1.8
United Arab Emirates	466	433.5	r 153.6	r 130.4	r 123.0	r 191.7	r 168.2	796.4	r 341.0	r 289.6	r 256.7	r 364.3	r 358.5
Yemen, Republic of	474	26.1	r 3.9	r 5.1	r 2.3	r 3.3	r 9.6	0.0	r 0.0	r 0.0	r 0.0	r 0.0	r 0.0
Sub-Saharan Africa	603	426.3	143.6	127.2	104.1	159.6	125.7	149.3	27.7	35.1	34.9	50.3	31.3
Angola	614	7.8	r 7.9	r 5.4	r 3.5	r 4.3	r 1.0	0.0
Benin	638	2.8	r 0.4	r 0.3	r 0.2	r 0.5	r 0.0	r 0.1	r 0.0
Botswana	616	0.1	r 0.0	r 0.0	r 0.0	r 0.0	0.0	r 0.0	r 0.0	r 0.0
Burkina Faso	748	1.7	r 0.0	r 0.3	r 0.4	r 0.1	r 0.3	0.0	r 0.0	r 0.0	r 0.0
Burundi	618	r 0.0	0.0	r 0.0	r 0.0	r 0.1
Cabo Verde	624	0.0	r 0.1	0.0	r 0.0	r 0.0	r 0.0	r 0.0
Cameroon	622	13.4	r 4.7	r 2.3	r 2.1	r 2.3	r 9.1	0.5	r 0.3	r 0.0	r 0.2	r 0.2	r 0.1
Central African Rep.	626	0.0	r 0.0	r 0.2	r 0.1	r 0.0	r 0.0
Chad	628	0.3	r 0.2	0.0	r 0.0	r 0.0	r 0.0
Comoros	632	0.0	r 0.0	r 0.1	r 0.0	0.0
Congo, Dem. Rep. of	636	9.2	r 2.3	r 0.4	r 0.6	r 2.2	r 0.7	0.3	r 0.0	r 0.0	r 0.2	r 0.0	r 0.0
Congo, Republic of	634	3.4	r 1.1	r 0.3	r 1.0	r 0.7	r 1.2	0.0	r 0.0	r 0.0	r 0.0	r 0.0
Côte d'Ivoire	662	13.9	r 2.7	r 3.4	r 5.0	r 5.9	r 3.0	0.3	r 0.0	r 0.0	r 0.0	r 0.0
Equatorial Guinea	642	0.4	r 0.0	r 0.1	r 0.1	r 0.2
Ethiopia	644	2.7	r 0.0	r 1.3	r 0.3	r 0.4	r 0.1	4.4	r 0.7	r 0.2	r 1.7	r 1.2	r 0.2
Gabon	646	1.4	r 0.3	r 0.1	r 0.3	r 0.9	r 0.6	0.3	r 0.0	r 0.1	r 0.0
Gambia, The	648	0.7	r 0.1	r 0.1	r 0.1	r 0.3	0.0	r 0.0	r 0.1	r 0.0	r 0.0	r 0.1
Ghana	652	22.4	r 8.8	r 5.7	r 5.1	r 10.0	r 4.6	7.4	r 1.8	r 2.8	r 1.1	r 0.4	r 2.8
Guinea	656	2.1	r 0.2	r 0.2	r 0.2	r 0.6	r 0.2	1.0	r 0.0	r 0.0	r 0.2	r 0.1	r 0.0
Guinea-Bissau	654	0.1	0.0
Kenya	664	5.6	r 1.2	r 1.7	r 2.0	r 2.4	r 2.0	2.7	r 0.5	r 0.9	r 0.7	r 0.9	r 0.6
Lesotho	666	0.3	r 0.1	r 0.1	r 0.1	r 0.5	r 0.1
Liberia	668	1.2	r 0.2	r 0.1	r 0.1	r 0.1	r 0.1	0.0	r 0.0	r 0.0
Madagascar	674	1.6	r 0.3	r 0.2	r 0.7	r 0.7	r 0.6	0.9	r 0.4	r 0.3	r 0.3	r 0.5	r 0.3
Malawi	676	0.2	r 0.0	r 0.0	r 0.0	0.2	r 0.1	r 0.0	r 0.1	r 0.0	r 0.0
Mali	678	5.3	r 3.3	r 1.7	r 0.7	r 2.9	r 1.8	0.0	r 0.0	r 0.0	r 0.0	r 0.0
Mauritius	684	49.5	r 13.8	r 15.0	r 12.3	r 12.5	r 16.0	1.6	r 0.5	r 0.5	r 0.4	r 3.2	r 2.4
Mozambique	688	4.2	r 1.5	r 1.2	r 1.3	r 1.5	r 1.1	0.8	r 0.0	r 0.1	r 0.2	r 0.3	r 0.0
Namibia	728	0.3	r 0.0	r 0.1	r 0.9	r 0.3	r 0.1	0.6	r 0.1	r 0.1	r 0.9	r 7.5	r 0.1
Niger	692	0.0	r 0.0	r 0.0	r 0.0	0.1	r 0.1	r 0.0	r 0.0	r 0.1	r 0.0
Nigeria	694	124.4	r 46.9	r 47.0	r 23.8	r 56.5	r 31.6	0.0	r 0.0	r 2.2	r 0.0	r 0.0	r 0.0
Rwanda	714	0.4	r 0.0	r 0.2	r 0.2	0.4	r 0.0	r 0.0	r 0.3	r 0.1	r 0.1
Senegal	722	12.8	r 3.8	r 2.9	r 0.8	r 2.6	r 4.5	1.2	r 0.0	r 0.0	r 0.0	r 0.0
Seychelles	718	3.7	r 3.6	r 0.5	r 0.5	r 0.3	r 0.8	0.4	r 0.0	r 0.0	r 0.0	r 0.0
Sierra Leone	724	2.4	r 1.4	r 1.1	r 0.6	r 0.9	r 1.3	0.4	r 0.2	r 0.2	r 0.1	r 0.1	r 0.1
South Africa	199	125.6	r 37.6	r 33.8	r 39.0	r 49.7	r 40.1	116.0	r 22.1	r 26.8	r 27.4	r 31.3	r 23.3
Swaziland	734	0.0	r 0.0	r 0.0	r 0.0	0.3	r 0.1	r 0.1	r 0.5	r 0.0	r 0.0
Tanzania	738	3.5	r 0.4	r 0.7	r 1.1	r 1.1	r 1.2	6.5	r 0.3	r 0.1	r 0.1	r 3.3	r 0.7
Togo	742	0.5	r 0.1	r 0.3	r 0.2	r 0.1	r 0.1	0.1	r 0.1	r 0.0	r 0.0	r 0.2	r 0.0
Uganda	746	0.6	r 0.1	r 0.1	r 0.3	r 0.0	r 0.2	0.8	r 0.2	r 0.2	r 0.1	r 0.0	r 0.0
Zambia	754	1.4	r 0.5	r 0.0	r 0.4	r 0.1	r 2.1	0.1	r 0.0	r 0.0	r 0.1	r 0.0	r 0.1
Zimbabwe	698	0.8	r 0.5	r 1.0	r 0.5	r 0.0	r 0.2	1.7	r 0.0	r 0.3	r 0.2	r 0.4	r 0.0
Western Hemisphere	205	816.6	191.4	232.2	174.3	205.7	239.9	740.9	148.9	190.3	206.5	229.7	240.4
Anguilla	312	0.1	r 0.0	r 0.0	r 0.0	r 0.0	r 0.0
Antigua and Barbuda	311	1.0	r 0.5	r 0.0	r 0.2	r 0.4	r 0.9	0.0	r 0.0	r 0.0	r 0.0	r 0.0	r 0.0
Argentina	213	16.1	r 2.6	r 5.4	r 4.4	r 4.1	r 3.0	140.8	r 12.4	r 30.0	r 48.6	r 43.7	r 48.8
Aruba	314	0.6	r 0.2	r 0.2	r 0.2	r 0.3	r 0.3	0.1	r 0.1	r 0.0	r 0.0
Bahamas, The	313	1.0	r 0.3	r 0.5	r 0.2	r 0.3	r 0.0	0.0	r 0.0	r 0.0	r 0.0	r 0.0
Barbados	316	17.1	r 3.8	r 6.6	r 3.2	r 3.6	r 5.9	0.7	r 0.2	r 0.3	r 0.3	r 0.3	r 0.2

New Zealand (196)

In Millions of U.S. Dollars

		Exports (FOB)						Imports (CIF)					
		2016	2017Q1	2017Q2	2017Q3	2017Q4	2018Q1	2016	2017Q1	2017Q2	2017Q3	2017Q4	2018Q1
Belize	339	0.3	r 0.0	r 0.1	r 0.2	r 0.2	r 0.0	0.2	r 0.2	r 0.2	r 0.0	r 0.1	r 0.1
Bermuda	319	5.8	r 3.3	r 3.4	r 0.7	r 0.9	r 3.7	0.7	r 0.0	r 0.0	r 0.0	r 0.0
Bolivia	218	1.8	r 0.2	r 0.4	r 0.6	r 0.6	r 0.4	5.3	r 1.7	r 1.4	r 0.8	r 1.2	r 1.1
Brazil	223	54.2	r 10.8	r 19.5	r 13.6	r 12.7	r 13.2	138.8	r 19.4	r 21.7	r 29.9	r 53.0	r 34.7
Chile	228	89.7	r 36.3	r 33.3	r 28.8	r 25.2	r 31.1	79.8	r 23.4	r 19.1	r 21.5	r 18.8	r 24.7
Colombia	233	8.7	r 1.9	r 3.8	r 4.5	r 4.5	r 3.2	17.6	r 4.5	r 5.4	r 5.3	r 3.3	r 5.4
Costa Rica	238	8.4	r 0.4	r 3.0	r 0.8	r 3.9	r 2.2	26.4	r 3.7	r 15.6	r 1.9	r 1.8	r 2.4
Curacao	354	r 0.2	r 0.0	r 0.2	r 0.1	r 0.0	r 0.0	r 0.0
Dominica	321	r 0.0	0.3	r 0.0	r 0.0	r 0.0	r 0.0
Dominican Republic	243	11.0	r 2.2	r 3.6	r 2.8	r 7.6	r 4.0	11.8	r 3.0	r 2.4	r 2.2	r 3.3	r 2.0
Ecuador	248	6.0	r 1.1	r 0.8	r 1.3	r 0.8	r 1.9	57.3	r 15.2	r 15.4	r 14.4	r 13.6	r 13.6
El Salvador	253	7.2	r 0.3	r 0.5	r 1.5	r 3.8	r 3.2	1.5	r 0.5	r 0.5	r 0.5	r 0.3	r 0.3
Falkland Islands	323	0.1	r 0.0	r 0.0	r 0.1	r 0.0	r 0.0	0.0	r 0.0	r 0.0	r 0.0	r 0.0	r 0.0
Grenada	328	1.5	r 0.3	r 0.7	r 0.7	r 0.9	r 0.9	0.0	r 0.0	r 0.0	r 0.0
Guatemala	258	17.4	r 5.6	r 6.9	r 5.9	r 6.8	r 7.8	4.4	r 1.0	r 15.9	r 1.7	r 0.5	r 12.3
Guyana	336	13.4	r 3.3	r 4.0	r 2.8	r 6.7	r 5.0	1.7	r 0.5	r 0.9	r 0.5	r 0.3	r 0.3
Haiti	263	0.2	r 0.1	r 0.3	0.7	r 0.1	r 0.2	r 0.1	r 0.1	r 0.1
Honduras	268	0.4	r 0.0	r 0.6	r 0.0	r 0.2	r 1.3	2.7	r 1.0	r 0.6	r 1.1	r 0.8	r 0.7
Jamaica	343	22.8	r 3.2	r 5.9	r 5.7	r 8.3	r 5.6	5.5	r 1.0	r 1.2	r 1.1	r 1.8	r 1.3
Mexico	273	324.5	r 79.0	r 64.3	r 52.7	r 62.9	r 59.0	204.0	r 48.7	r 50.6	r 68.7	r 73.3	r 79.1
Netherlands Antilles	353	1.1	r 0.1	0.1
Nicaragua	278	17.1	r 4.4	r 2.7	r 3.2	r 8.4	r 5.3	1.3	r 0.8	r 0.4	r 0.4	r 0.2	r 0.5
Panama	283	32.3	r 12.0	r 8.9	r 7.4	r 8.0	r 11.5	0.8	r 0.4	r 0.3	r 0.3	r 0.4	r 0.2
Paraguay	288	0.6	r 0.3	r 0.3	r 0.1	r 0.2	r 0.1	0.3	r 0.1	r 0.0	r 0.0	r 0.1	r 0.1
Peru	293	49.1	r 7.1	r 38.4	r 13.7	r 20.7	r 54.8	31.0	r 8.3	r 6.8	r 6.0	r 10.8	r 11.5
Sint Maarten	352	r 0.3	r 0.0	r 0.1	r 0.4
St. Kitts and Nevis	361	0.1	r 0.0	0.1	r 0.0	r 0.0
St. Lucia	362	2.5	r 0.3	r 1.0	r 1.0	r 0.7	r 0.8	0.0	r 0.0	r 0.0	r 0.0	r 0.0	r 0.0
St. Vincent & Grens.	364	0.9	r 0.2	r 0.2	r 0.2	r 0.1	0.0	r 0.0	r 0.0	r 0.0	r 0.0
Suriname	366	0.1	r 0.0	r 0.0	r 0.1	r 0.0	0.5	r 0.6	r 0.2	r 0.0	r 0.1	r 0.0
Trinidad and Tobago	369	34.0	r 10.5	r 13.0	r 13.7	r 9.0	r 10.5	0.8	r 0.2	r 0.4	r 0.3	r 0.2	r 0.2
Uruguay	298	16.0	r 1.2	r 2.8	r 3.7	r 2.6	r 2.9	5.6	r 1.7	r 0.6	r 0.6	r 1.6	r 0.4
Venezuela, Rep. Bol.	299	51.8	r 0.1	r 0.1	r 0.2	r 0.1	0.1	r 0.0	r 0.0	r 0.1	r 0.1	r 0.1
Western Hem. n.s.	399	1.5	r 0.4	r 0.8	r 0.3	r 0.2	r 0.4	0.1	r 0.1	r 0.0	r 0.0	r 0.2	r 0.1
Other Countries n.i.e	910	26.2	10.7	11.9	6.7	10.2	14.4	0.8	0.4	0.1	0.1	0.1	0.3
Cuba	928	26.2	r 10.7	r 11.9	r 6.7	r 10.2	r 14.4	0.8	r 0.4	r 0.1	r 0.1	r 0.1	r 0.3
Special Categories	899	231.2	93.7
Countries & Areas n.s.	898	299.5	r 87.0	r 118.0	r 170.2	r 84.6	r 81.4	13.3
Memorandum Items													
Africa	605	1,017.4	279.2	306.1	156.8	293.6	358.9	233.8	37.8	44.7	58.0	60.7	54.4
Middle East	405	1,499.9	411.4	386.2	307.4	543.6	532.8	1,457.8	408.1	400.3	358.3	501.2	507.5
European Union	998	3,276.1	781.1	960.1	810.9	781.7	971.7	6,551.9	1,560.5	1,737.4	2,034.9	2,080.4	1,879.3
Export earnings: fuel	080	2,064.8	597.8	618.4	368.3	661.6	713.3	1,790.5	433.3	462.4	537.2	519.1	527.8
Export earnings: nonfuel	092	31,617.0	8,238.8	9,524.0	8,471.5	9,607.5	9,184.4	34,473.0	8,311.1	9,000.5	9,928.2	10,703.6	9,665.7

Nicaragua (278)

In Millions of U.S. Dollars

		Exports (FOB)						Imports (CIF)					
		2016	2017Q1	2017Q2	2017Q3	2017Q4	2018Q1	2016	2017Q1	2017Q2	2017Q3	2017Q4	2018Q1
IFS World		2,226.4	749.0	728.2	489.6	5,887.2	1,422.9	1,480.2	1,496.6
World	001	2,226.4	749.0	728.2	522.2	500.7	733.2	5,887.2	1,424.4	1,482.2	1,499.8	1,675.6	1,472.5
Advanced Economies	110	1,304.2	428.5	442.2	346.8	294.7	432.2	1,766.3	489.1	500.0	463.0	528.0	516.3
Euro Area	163	146.5	49.2	62.0	60.2	34.4	67.7	284.5	72.0	74.6	81.1	74.3	63.0
Belgium	124	29.6	r 13.8	r 16.4	r 10.8	r 9.0	r 16.5	11.8	r 2.9	r 1.5	r 3.9	r 2.7	r 2.9
Finland	172	5.5	r 0.8	r 2.1	r 3.4	r 1.4	r 2.5	4.7	r 0.8	r 2.6	r 0.3	r 0.8	r 0.2
France	132	32.4	r 5.3	r 3.0	r 11.2	r 5.4	r 5.8	35.8	r 6.5	r 7.3	r 13.1	r 7.1	r 7.2
Germany	134	26.1	r 10.4	r 16.5	r 20.2	r 5.5	r 17.4	92.1	r 26.4	r 27.0	r 24.9	r 22.0	r 22.0
Italy	136	29.0	r 8.5	r 17.4	r 4.7	52.8	r 12.2	r 11.3	r 8.5
Luxembourg	137	r 1.6	r 6.1	r 12.2	r 3.3	r 13.2	r 10.3
Netherlands	138	10.2	r 8.3	r 2.8	r 5.7	r 2.7	r 10.4	21.3	r 5.6	r 6.1	r 5.7	r 6.8	r 3.5
Spain	184	13.7	r 2.0	r 3.9	r 2.6	r 4.3	r 2.8	66.1	r 17.6	r 18.8	r 21.4	r 21.6	r 16.9
Canada	156	34.6	r 25.4	r 10.1	r 5.3	r 3.6	r 7.5	32.2	r 7.7	r 12.0	r 11.2	r 8.4	r 8.6
Japan	158	20.7	r 10.1	r 9.5	r 4.8	r 1.4	r 6.8	128.2	r 35.2	r 32.1	r 31.8	r 42.6	r 35.4
Korea, Republic of	542	5.8	r 3.1	r 1.7	r 2.3	r 1.9	r 4.4	90.1	r 19.5	r 21.8	r 21.0	r 23.4	r 19.2
Norway	142	1.8	r 0.1	r 0.5	r 0.6	r 0.1	r 0.3	3.1	r 0.6	r 0.4	r 1.5	r 0.8	r 0.4
Sweden	144	8.1	r 2.7	r 4.8	r 2.7	r 0.4	r 4.4	13.4	r 4.8	r 3.4	r 2.1	r 1.9	r 2.8
Switzerland	146	0.6	r 0.0	r 0.0	r 0.0	r 0.0	r 0.2	16.3	r 5.2	r 4.8	r 4.6	r 4.6	r 6.2
Taiwan Prov. of China	528	55.7	r 32.7	r 16.4	r 19.8	r 20.1	r 15.3	29.8	r 8.4	r 9.2	r 7.7	r 7.5	r 6.7
United Kingdom	112	48.0	r 13.4	r 28.0	r 17.9	r 14.5	r 24.6	16.3	r 4.1	r 4.1	r 4.3	r 4.6	r 3.7
United States	111	982.3	r 291.9	r 309.1	r 233.1	r 218.2	r 301.0	1,152.3	r 331.6	r 337.6	r 297.7	r 359.8	r 370.4
Emerg. & Dev. Economies	200	869.9	274.3	264.0	161.1	202.7	273.8	4,102.0	931.3	976.5	1,033.3	1,141.4	952.4
Emerg. & Dev. Asia	505	35.4	19.7	23.4	16.5	13.5	67.2	1,302.6	275.1	284.8	299.2	314.6	266.3
China,P.R.: Mainland	924	9.7	r 4.9	r 2.6	r 5.9	r 1.5	r 54.5	896.3	r 196.1	r 212.6	r 220.7	r 222.7	r 190.2
India	534	1.1	r 0.6	r 1.2	r 0.5	r 0.5	r 0.7	151.3	r 27.4	r 27.3	r 33.6	r 38.7	r 36.7
Thailand	578	1.7	r 0.4	r 0.4	r 1.0	r 1.2	r 0.3	139.1	r 25.5	r 17.4	r 14.1	r 18.0	r 12.0
Asia n.s.	598	22.9	r 13.8	r 19.3	r 9.2	r 10.3	r 11.7	116.0	r 26.1	r 27.4	r 30.7	r 35.2	r 27.3
Europe	170	7.7	2.5	3.8	3.8	3.6	7.4	100.6	32.1	24.1	25.8	34.4	21.0
CIS	901	6.9	2.4	3.6	2.5	1.6	4.3	47.3	12.8	10.1	10.5	15.2	9.2
Russian Federation	922	6.9	r 2.4	r 3.6	r 2.5	r 1.6	r 4.3	47.3	r 12.8	r 10.1	r 10.5	r 15.2	r 9.2
Europe n.s.	884	0.8	r 0.1	r 0.2	r 1.4	r 2.0	r 3.1	53.2	r 19.3	r 14.1	r 15.3	r 19.2	r 11.8
Western Hemisphere	205	826.8	252.1	236.8	140.8	185.5	199.1	2,698.7	624.1	667.7	708.3	792.5	665.0
Argentina	213	0.3	r 0.0	r 0.1	r 0.0	r 0.0	r 0.1	37.4	r 15.0	r 17.1	r 24.2	r 33.6	r 21.0
Bolivia	218	0.7	r 0.0	r 0.5	r 0.2	r 0.1	r 0.0	3.5	r 0.1	r 0.1	r 0.1	r 0.1	r 0.1
Brazil	223	2.8	r 0.2	r 0.6	r 0.8	r 1.0	r 0.2	143.3	r 20.1	r 28.8	r 34.0	r 60.0	r 34.2
Chile	228	1.0	r 0.2	r 0.1	r 0.1	r 0.3	r 0.2	41.3	r 10.3	r 11.2	r 10.7	r 10.9	r 10.3
Colombia	233	6.7	r 1.7	r 1.3	r 1.0	r 1.4	r 1.6	22.0	r 4.6	r 29.1	r 51.6	r 46.9	r 40.5
Costa Rica	238	135.8	r 45.5	r 33.6	r 29.3	r 32.4	r 41.9	483.9	r 114.8	r 123.3	r 118.8	r 126.0	r 128.1
Dominican Republic	243	13.0	r 1.4	r 1.2	r 1.6	r 2.0	r 1.8	8.5	r 2.6	r 3.1	r 2.5	r 2.4	r 2.2
Ecuador	248	5.1	r 1.3	r 1.0	r 1.1	r 0.6	r 1.8	84.6	r 2.1	r 2.2	r 2.1	r 3.5	r 2.0
El Salvador	253	251.7	r 64.6	r 68.5	r 28.0	r 67.5	r 65.0	330.4	r 82.5	r 84.1	r 84.9	r 99.4	r 85.1
Guatemala	258	90.1	r 24.3	r 24.8	r 13.9	r 27.0	r 31.8	423.2	r 102.1	r 109.8	r 106.1	r 115.2	r 108.2
Honduras	268	68.7	r 18.2	r 21.7	r 10.0	r 16.9	r 20.1	176.4	r 41.9	r 43.3	r 43.8	r 42.9	r 44.4
Mexico	273	69.6	r 24.8	r 21.3	r 13.1	r 22.4	r 23.4	601.3	r 147.6	r 134.5	r 158.0	r 198.2	r 131.4
Panama	283	39.0	r 10.3	r 9.2	r 9.6	r 7.0	r 8.4	38.7	r 6.6	r 5.1	r 6.8	r 10.8	r 5.9
Venezuela, Rep. Bol.	299	113.6	r 53.1	r 31.8	r 29.0	r 2.9	r 0.0	206.8	r 58.3	r 37.7	r 22.6	r 20.9	r 14.5
Western Hem. n.s.	399	28.6	r 6.6	r 21.1	r 3.1	r 4.0	r 2.7	97.5	r 15.5	r 38.4	r 42.2	r 21.7	r 37.0
Other Countries n.i.e	910	1.1	0.4	0.2	0.2	0.3	0.1	1.6	0.1	0.3	0.0	0.2	0.0
Cuba	928	1.1	r 0.4	r 0.2	r 0.2	r 0.3	r 0.1	1.6	r 0.1	r 0.3	r 0.0	r 0.2	r 0.0
Countries & Areas n.s.	898	51.2	r 45.8	r 21.8	r 14.1	r 3.1	r 27.1	17.4	r 3.9	r 5.3	r 3.5	r 5.9	r 3.7
Memorandum Items													
European Union	998	202.6	65.3	94.9	80.8	49.4	96.7	314.3	80.9	82.1	87.4	80.8	69.5
Export earnings: fuel	080	133.1	58.5	38.1	33.7	6.7	7.7	364.3	78.0	79.1	86.9	86.6	66.3
Export earnings: nonfuel	092	2,093.3	690.5	690.0	488.5	494.0	725.5	5,522.9	1,346.4	1,403.1	1,412.8	1,589.0	1,406.1

Niger (692)

In Millions of U.S. Dollars

		Exports (FOB)						Imports (CIF)					
		2016	2017Q1	2017Q2	2017Q3	2017Q4	2018Q1	2016	2017Q1	2017Q2	2017Q3	2017Q4	2018Q1
IFS World	
World	001	927.5	255.6	427.2	181.9	190.7	213.0	1,864.9	535.9	411.5	454.1	498.6	541.9
Advanced Economies	110	400.6	97.9	239.6	49.9	70.7	29.8	907.1	277.8	169.0	187.5	239.6	235.0
Euro Area	163	302.3	70.7	212.2	22.4	37.3	7.7	657.3	234.7	125.5	131.7	183.3	194.9
Austria	122	0.5	r 0.0	r 0.1	r 0.1	r 0.2	r 0.2
Belgium	124	0.8	r 0.0	r 0.1	r 0.0	r 0.0	r 0.0	26.2	r 3.8	r 4.5	r 8.2	r 8.4	r 7.4
Cyprus	423	r 0.0	r 0.0	0.3	r 0.2	r 0.5	r 0.1	r 0.0
Finland	172	0.0	r 0.0	r 0.0	1.0	r 0.0	r 0.1	r 0.2	r 0.4	r 0.1
France	132	289.9	r 64.4	r 204.7	r 15.5	r 31.1	r 0.6	527.4	r 208.5	r 93.4	r 91.8	r 146.2	r 129.1
Germany	134	5.4	r 2.0	r 2.1	r 2.1	r 2.0	r 2.0	47.3	r 6.9	r 5.8	r 9.0	r 8.2	r 11.0
Greece	174	1.1	r 0.9	r 0.2	r 0.2	r 0.2	r 0.2
Ireland	178	0.0	r 0.0	r 0.0	r 0.0	5.7	r 2.7	r 6.2	r 6.4	r 5.7	r 0.5
Italy	136	1.6	r 3.8	r 3.8	r 3.8	r 3.8	r 3.8	16.6	r 3.5	r 2.6	r 4.8	r 4.5	r 2.8
Luxembourg	137	0.0	r 0.0	r 0.0	r 0.0	r 0.0	r 0.0	0.1	r 0.0	r 0.1	r 0.1	r 0.0	r 0.0
Malta	181	0.6	r 0.3	r 0.1	r 0.5	r 0.1
Netherlands	138	1.9	r 0.1	r 0.1	r 0.3	r 0.1	r 0.4	17.0	r 5.1	r 7.2	r 6.8	r 4.7	r 40.8
Portugal	182	0.1	r 0.0	r 0.0	r 0.0	r 0.0	r 0.0	2.1	r 0.3	r 1.7	r 2.0	r 0.5	r 0.3
Slovak Republic	936	0.0	r 0.0	0.4	r 0.0	r 0.0	r 0.0	r 0.0
Slovenia	961	0.2	r 0.0	r 0.1	r 0.0	r 0.1
Spain	184	2.5	r 0.3	r 1.3	r 0.6	r 0.2	r 0.9	10.7	r 2.6	r 2.7	r 1.7	r 3.6	r 2.3
Australia	193	0.0	r 0.0	r 0.0	r 0.0	r 0.0	r 0.0	2.7	r 0.0	r 0.1	r 4.5	r 0.0	r 0.2
Canada	156	0.1	r 0.0	r 0.0	r 0.0	r 0.0	r 0.0	3.2	r 0.1	r 0.3	r 0.4	r 0.2	r 0.1
China,P.R.: Hong Kong	532	1.2	r 1.6	r 1.7	r 1.6	r 1.6	r 1.6	0.2	r 0.0	r 0.0	r 0.0	r 0.0	r 0.0
Czech Republic	935	0.6	r 0.0	r 0.0	r 0.0	r 0.0	r 0.0
Denmark	128	0.0	r 0.0	r 0.2	r 0.0	6.4	r 1.2	r 2.0	r 1.1	r 1.0	r 1.0
Iceland	176	0.0	r 0.0	r 0.0	r 0.0	r 0.0	r 0.0	0.1	r 0.0	r 0.0	r 0.0	r 0.0	r 0.1
Israel	436	0.2	r 0.3	r 0.1	r 0.2	r 0.1
Japan	158	15.1	r 4.7	r 4.9	r 4.7	r 4.7	r 4.7	60.0	r 1.7	r 17.1	r 3.7	r 21.5	r 1.6
Korea, Republic of	542	0.8	r 0.6	r 0.0	r 0.0	r 0.0	r 0.0	5.6	r 6.1	r 0.6	r 3.7	r 0.2	r 0.2
New Zealand	196	0.0	r 0.0	r 0.0	r 0.0	r 0.0	r 0.0	0.9	r 0.0	r 0.0	r 0.0
Norway	142	0.1	r 0.0	r 0.0	r 0.0	r 0.0	0.1	r 0.0	r 0.1	r 0.0	r 0.1	r 0.1
Singapore	576	8.7	r 0.2	r 0.3	r 0.5	r 0.3	r 0.7	2.5	r 0.2	r 0.5	r 0.4	r 0.5	r 0.2
Sweden	144	0.0	r 0.0	r 0.0	r 0.0	r 0.0	r 0.0	6.0	r 1.9	r 0.5	r 0.9	r 2.4	r 4.3
Switzerland	146	35.7	r 11.7	r 11.9	r 11.6	r 16.4	r 4.4	7.6	r 2.2	r 3.2	r 3.1	r 2.5	r 2.6
Taiwan Prov.of China	528	4.2	r 3.0	r 2.6	r 3.2	r 3.1	r 3.9
United Kingdom	112	0.1	r 0.0	r 0.0	r 0.0	r 0.0	r 0.6	4.9	r 0.6	r 3.4	r 0.7	r 2.5	r 0.6
United States	111	36.4	r 8.4	r 8.6	r 8.9	r 10.1	r 10.1	144.7	r 26.0	r 12.9	r 33.8	r 22.2	r 25.1
Emerg. & Dev. Economies	200	526.8	157.7	187.6	132.0	120.0	183.1	950.2	255.9	240.6	264.2	256.8	304.1
Emerg. & Dev. Asia	505	304.7	101.0	89.2	104.4	88.5	119.9	540.2	150.9	139.4	151.9	137.9	169.2
Brunei Darussalam	516	0.0	r 0.0	r 0.0	r 0.0	r 0.2	r 0.0	0.0	r 0.0	r 0.0	r 0.0	r 0.0	r 0.0
Cambodia	522	0.4	r 0.1	r 0.1	r 0.1	r 0.1	r 0.2
China,P.R.: Mainland	924	49.5	r 19.7	r 7.9	r 4.1	r 7.5	r 38.5	300.9	r 73.2	r 60.7	r 65.4	r 71.4	r 91.6
India	534	24.5	r 4.6	r 4.7	r 24.3	r 4.7	r 5.1	65.7	r 21.8	r 25.3	r 29.2	r 17.8	r 24.7
Indonesia	536	17.9	r 2.7	r 2.2	r 2.2	r 2.2	r 2.2	5.8	r 1.1	r 1.2	r 0.8	r 0.4	r 0.2
Malaysia	548	103.1	r 25.8	r 25.8	r 25.8	r 25.8	r 25.8	54.6	r 32.3	r 27.7	r 24.7	r 22.1	r 25.1
Nepal	558	e 0.3	e 0.0	e 0.0	e 0.0	e 0.0	e 0.0	0.0	r 0.0	r 0.0	r 0.0	r 0.0	r 0.0
Samoa	862	e 0.1
Thailand	578	107.6	r 47.7	r 47.7	r 47.7	r 47.8	r 47.7	107.6	r 20.9	r 23.2	r 30.2	r 24.5	r 25.4
Vietnam	582	1.8	r 0.5	r 0.9	r 0.2	r 0.2	r 0.5	4.9	r 1.4	r 1.2	r 1.5	r 1.4	r 1.8
Asia n.s.	598	0.2	r 0.1	r 0.1	r 0.1	r 0.1	r 0.1
Europe	170	22.1	3.9	3.9	3.9	5.6	6.3	21.9	6.9	10.7	10.1	10.1	7.5
Emerg. & Dev. Europe	903	22.1	3.9	3.9	3.8	4.7	6.0	19.7	6.2	10.2	9.8	8.7	7.4
Albania	914	r 0.0	r 0.0	0.1	r 0.0	r 0.0	r 0.0	r 0.0	r 0.0
Bulgaria	918	0.0	r 0.0	r 0.0	r 0.0	r 0.0	r 0.0	0.5	r 0.1	r 0.2	r 0.0	r 0.1	r 0.0
Hungary	944	0.0	r 0.0	r 0.0	r 0.0	r 0.0	r 0.0	1.6	r 0.6	r 0.8	r 0.2	r 0.1	r 0.3
Poland	964	0.8	r 0.0	r 0.0	r 0.0	r 0.0	r 0.0	2.6	r 0.9	r 2.7	r 2.0	r 1.8	r 1.1
Romania	968	0.2	r 0.1	r 0.2	r 0.5	r 0.5	r 0.6
Turkey	186	21.2	r 3.8	r 3.8	r 3.8	r 4.6	r 5.9	14.6	r 4.4	r 6.3	r 7.1	r 6.2	r 5.4
CIS	901	0.0	0.0	0.0	0.0	0.9	0.4	2.2	0.8	0.5	0.3	1.4	0.0
Georgia	915	r 0.0	r 0.0	r 0.1

Niger (692)

In Millions of U.S. Dollars

		Exports (FOB)						Imports (CIF)					
		2016	2017Q1	2017Q2	2017Q3	2017Q4	2018Q1	2016	2017Q1	2017Q2	2017Q3	2017Q4	2018Q1
Russian Federation	922	0.0	r 0.0	r 0.0	r 0.0	r 0.9	r 0.4	0.3	r 0.7	r 0.5	r 0.2	r 0.8	r 0.0
Ukraine	926	0.0	r 0.0	1.9	r 0.6
Mid East, N Africa, Pak	440	10.9	1.8	1.6	1.4	1.9	3.8	66.9	16.1	14.5	15.9	15.8	18.5
Algeria	612	2.0	r 0.0	r 0.0	r 0.0	9.6	r 0.2	r 0.1	r 0.0	r 0.1	r 0.0
Bahrain, Kingdom of	419	1.2	r 0.3	r 0.3	r 0.3	r 0.3	r 0.3	2.9	r 0.8	r 0.7	r 0.9	r 0.8	r 1.0
Egypt	469	1.5	r 0.4	r 0.4	r 0.4	r 0.4	r 0.4	2.6	r 0.7	r 0.5	r 0.6	r 0.5	r 0.6
Iran, I.R. of	429	0.8	r 0.2	r 0.2	r 0.2	r 0.2	r 0.3
Jordan	439	0.0	r 0.0	r 0.0	r 0.0	r 0.0	r 0.0	0.1	r 1.3
Kuwait	443	0.0	r 0.0	r 0.0	r 0.0	r 0.0	r 0.0	0.5	r 0.2	r 0.1	r 0.2	r 0.2	r 0.2
Lebanon	446	1.6	r 0.0	r 0.0	r 0.0	r 0.0	0.8	r 0.3	r 0.1	r 0.1	r 0.3	r 0.1
Libya	672	0.0	r 0.0	r 0.0	r 0.0	r 0.0	r 0.0	0.5	r 0.1	r 0.1	r 0.1	r 0.1	r 0.2
Mauritania	682	0.2	r 0.1	r 0.1	r 0.0	r 0.0	r 0.1	0.1	r 0.0	r 0.0	r 0.0	r 0.0	r 0.0
Morocco	686	0.4	r 0.0	r 0.0	r 0.0	r 0.0	r 0.0	10.5	r 2.4	r 3.2	r 2.6	r 3.6	r 3.2
Pakistan	564	0.2	r 0.0	r 0.0	r 0.0	r 0.0	r 0.0	10.4	r 2.6	r 2.6	r 3.2	r 2.6	r 2.6
Qatar	453	0.1	r 0.0	r 0.0	r 0.0	r 0.0	r 0.0
Saudi Arabia	456	0.2	r 0.0	r 0.0	r 0.0	r 0.0	r 0.3	1.8	r 0.5	r 0.4	r 0.4	r 0.6	r 0.8
Tunisia	744	1.2	6.2	r 2.6	r 1.6	r 1.5	r 0.8	r 0.9
United Arab Emirates	466	2.5	r 0.9	r 0.6	r 0.6	r 1.0	r 2.8	20.0	r 5.5	r 4.8	r 6.0	r 5.9	r 7.2
Sub-Saharan Africa	603	182.8	50.9	92.7	22.2	23.9	51.6	297.8	81.3	75.3	85.5	90.0	106.7
Benin	638	3.1	r 1.0	r 1.7	r 0.4	r 0.4	r 0.9	31.6	r 8.3	r 7.5	r 9.6	r 9.6	r 12.0
Botswana	616	0.5	r 0.1	r 0.1	r 0.1	r 0.1	r 0.1
Burkina Faso	748	31.9	r 8.9	r 16.3	r 3.9	r 4.2	r 9.1	10.3	r 2.9	r 2.5	r 3.1	r 3.0	r 3.7
Cameroon	622	0.0	r 0.0	r 0.0	r 0.0	r 0.0	r 0.0	0.1	r 0.0	r 0.0	r 0.0	r 0.0	r 0.0
Côte d'Ivoire	662	1.1	r 0.2	r 0.3	r 0.1	r 0.1	r 0.2	35.5	r 10.5	r 9.5	r 12.1	r 12.1	r 15.1
Ethiopia	644	0.0	r 0.0	r 0.0	r 0.0	r 0.0	r 0.0	0.5	r 0.1	r 0.1	r 0.1	r 0.1	r 0.2
Ghana	652	4.9	r 1.4	r 2.5	r 0.6	r 0.6	r 1.4	52.6	r 14.2	r 12.1	r 14.7	r 14.1	r 17.0
Kenya	664	0.0	r 0.0	r 0.0	r 0.0	r 0.0	0.3	r 0.0	r 0.1	r 0.1	r 0.0	r 0.1
Madagascar	674	0.0	r 0.0	r 0.0	r 0.0	r 0.0	r 0.0	0.3	r 0.1	r 0.1	r 0.1	r 0.1	r 0.1
Mali	678	52.2	r 14.6	r 26.7	r 6.4	r 6.9	r 14.8	0.6	r 0.2	r 0.1	r 0.2	r 0.2	r 0.2
Mauritius	684	0.1	r 0.0
Nigeria	694	87.7	r 24.5	r 44.8	r 10.7	r 11.5	r 24.9	108.4	r 29.3	r 24.3	r 28.6	r 26.6	r 31.4
Senegal	722	0.7	r 0.3	r 0.2	r 0.2	r 0.2	r 0.3	15.4	r 5.8	r 5.2	r 5.7	r 7.3	r 10.3
South Africa	199	0.0	r 0.0	r 0.0	r 0.0	r 0.0	r 0.0	7.0	r 0.7	r 3.5	r 1.9	r 3.3	r 2.0
Tanzania	738	0.0	r 2.0	r 0.0	r 0.0	r 0.0	r 0.0
Togo	742	0.9	r 0.1	r 0.0	r 0.0	34.1	r 6.9	r 10.0	r 9.1	r 13.2	r 14.2
Western Hemisphere	205	6.2	0.1	0.2	0.1	0.1	1.4	23.3	0.8	0.7	0.8	3.0	2.2
Antigua and Barbuda	311	e 0.1	e 0.0	e 0.0	e 0.0	e 0.0	e 0.0
Argentina	213	r 0.0	4.4	r 0.4	r 0.4	r 0.5	r 2.4	r 0.9
Brazil	223	5.6	r 0.0	r 0.0	r 0.0	r 0.0	r 1.2	15.8	r 0.2	r 0.1	r 0.1	r 0.3	r 0.1
Chile	228	0.0	r 0.0	r 0.0	r 0.0	r 0.0	r 0.0	1.8	r 0.0	r 0.1
Ecuador	248	0.0	r 0.0	r 0.0	r 0.0	r 0.0	r 0.0	0.1	r 0.0	r 0.0	r 0.0	r 0.0	r 0.0
Guatemala	258	r 0.0	0.3	r 0.1	r 0.1	r 0.1	r 0.1	r 0.1
Haiti	263	0.1	r 0.0	r 0.1	r 0.0	r 0.0	r 0.0	0.0	r 0.0	r 0.0	r 0.0	r 0.0	r 0.0
Mexico	273	0.0	r 0.0	r 0.0	r 0.0	r 0.0	r 0.0	0.4	r 0.0	r 1.0
Nicaragua	278	0.3	r 0.1	r 0.1	r 0.1	r 0.1	r 0.1	0.0	r 0.0	r 0.0	r 0.0	r 0.0	r 0.0
Peru	293	e 0.0	e 0.0	e 0.0	e 0.0	e 0.0	e 0.0	0.3
Suriname	366	e 0.1	e 0.0	e 0.0	e 0.0	e 0.0	e 0.0
Other Countries n.i.e	910	0.1	0.0	0.0	0.0	0.0	0.0	2.7	0.7	0.6	0.8	0.8	1.0
Korea, Dem. People's Rep.	954	0.1	r 0.0	r 0.0	r 0.0	r 0.0	r 0.0	2.7	r 0.7	r 0.6	r 0.8	r 0.8	r 1.0
Countries & Areas n.s.	898	5.0	r 1.4	r 1.2	r 1.5	r 1.5	r 1.8
Memorandum Items													
Africa	605	186.6	50.9	92.8	22.3	24.0	51.7	324.2	86.4	80.1	89.6	94.5	110.9
Middle East	405	7.0	1.7	1.4	1.3	1.7	3.7	30.0	8.3	7.0	8.6	8.7	11.7
European Union	998	303.3	70.7	212.2	22.5	37.5	8.3	680.1	240.1	135.3	137.2	191.6	202.8
Export earnings: fuel	080	93.7	25.8	45.9	11.6	13.9	28.7	145.0	37.5	31.2	36.7	35.4	41.2
Export earnings: nonfuel	092	833.8	229.8	381.3	170.2	176.7	184.3	1,719.9	498.4	380.3	417.4	463.2	500.6

Nigeria (694)

In Millions of U.S. Dollars

		Exports (FOB)						Imports (CIF)					
		2016	2017Q1	2017Q2	2017Q3	2017Q4	2018Q1	2016	2017Q1	2017Q2	2017Q3	2017Q4	2018Q1
IFS World		33,302.3	9,835.8	10,145.3	11,684.9	35,532.3	7,480.8	8,488.4	7,680.3
World	001	40,525.2	11,630.3	11,973.0	11,686.9	14,045.1	17,276.5	31,748.3	7,598.7	9,096.1	8,390.3	10,893.4	9,413.8
Advanced Economies	110	15,656.4	4,900.4	4,545.2	5,406.3	6,326.9	7,016.4	13,276.9	3,399.6	3,877.7	3,687.0	5,837.6	4,591.9
Euro Area	163	7,892.9	2,252.4	2,589.1	2,780.9	2,954.1	4,019.8	5,967.2	1,794.6	1,852.6	1,874.4	1,585.0	2,257.7
Austria	122	10.9	r 2.3	r 4.4	r 3.0	r 3.8	r 2.8
Belgium	124	0.5	r 0.2	r 0.2	r 0.2	r 0.2	r 0.2	2,448.5	r 744.8	r 811.3	r 863.5	r 725.0	r 1,017.9
Cyprus	423	e 0.6	e 0.1	e 0.3	e 0.5	e 0.3	e 0.2	0.5	r 0.0	r 0.1	r 0.2	r 0.4	r 0.1
Estonia	939	e 5.7	e 2.6	e 0.9	e 0.7	e 1.2	e 1.6	e 42.8	e 0.2	e 9.1	e 5.2	e 0.7	e 1.0
Finland	172	0.0	11.4	r 5.4	r 3.0	r 15.5	r 2.3	r 8.9
France	132	2,259.5	r 512.4	r 632.3	r 788.9	r 761.1	r 1,092.0	561.9	r 181.7	r 146.7	r 95.7	r 100.1	r 82.5
Germany	134	784.2	r 185.7	r 283.7	r 240.3	r 249.4	r 172.7	868.4	r 255.7	r 273.4	r 300.9	r 244.2	r 222.7
Greece	174	26.6	r 10.9	r 9.0	r 7.8	r 14.5	r 8.6
Ireland	178	0.1	r 0.0	r 0.5	r 0.3	r 0.5	r 0.0	114.2	r 33.4	r 32.2	r 32.4	r 30.2	r 23.8
Italy	136	1,079.8	r 314.2	r 365.0	r 348.5	r 399.2	r 752.1	337.8	r 94.7	r 64.6	r 80.7	r 97.6	r 100.0
Latvia	941	e 0.0	e 0.0	e 0.0	e 0.0	e 0.0	e 0.0	e 4.8	e 1.0	e 12.3	e 13.3	e 26.8	e 12.6
Lithuania	946	e 0.0	e 0.0	e 0.0	e 15.7	e 0.0	e 0.0	e 34.0	e 9.7	e 39.7	e 21.4	e 10.0	e 16.4
Luxembourg	137	e 0.1	e 0.0	e 0.0	e 0.0	e 0.0	e 1.1	2.5	r 0.3	r 0.8	r 0.5	r 0.4	r 0.5
Malta	181	e 1.5	e 0.0	e 0.0	e 0.0	e 0.0	e 0.0	9.1	r 1.9	r 3.1	r 2.3	r 3.3	r 4.8
Netherlands	138	1,464.4	r 429.4	r 442.0	r 519.4	r 764.2	r 1,081.1	1,293.9	r 412.7	r 374.2	r 362.7	r 267.3	r 701.1
Portugal	182	8.0	r 2.6	r 41.0	r 1.6	r 16.1	r 0.8	34.1	r 4.9	r 6.4	r 6.9	r 6.3	r 6.3
Slovak Republic	936	e 0.9	e 1.1	e 1.5	e 0.9	e 1.0	e 1.1	e 16.0	e 2.0	e 1.7	e 1.1	e 7.1	e 0.9
Slovenia	961	e 0.1	e 0.0	e 0.0	e 0.0	e 0.1	e 0.1	e 8.3	e 2.8	e 2.7	e 1.7	e 2.7	e 1.2
Spain	184	2,287.4	r 804.0	r 821.7	r 863.8	r 760.6	r 916.7	141.2	r 30.0	r 57.9	r 59.7	r 42.1	r 45.5
Australia	193	16.8	r 4.5	r 4.1	r 114.2	r 266.7	r 97.7	128.5	r 25.9	r 58.8	r 52.4	r 52.4	r 23.4
Canada	156	1,992.8	r 471.0	r 226.5	r 412.9	r 491.2	r 425.0	163.1	r 53.9	r 50.9	r 77.0	r 49.7	r 53.3
China,P.R.: Hong Kong	532	14.4	r 5.7	r 4.6	r 3.8	r 2.7	r 2.5	509.4	r 83.1	r 102.8	r 146.8	r 151.5	r 133.0
China,P.R.: Macao	546	e 0.8	e 0.2	e 0.1	e 0.2	e 0.4	e 0.2	0.0	r 0.0	r 0.0	r 0.0
Czech Republic	935	e 9.7	e 2.4	e 3.5	e 5.0	e 3.7	e 2.0	16.8	r 4.4	r 4.8	r 6.5	r 4.5	r 4.7
Denmark	128	32.8	r 0.0	r 35.6	r 0.0	r 0.0	r 0.1	91.5	r 16.0	r 23.5	r 22.3	r 28.2	r 28.3
Iceland	176	e 0.0	e 0.0	e 0.0	e 0.0	e 0.0	e 0.0	13.2	r 2.0	r 4.0	r 3.1	r 4.7	r 3.9
Israel	436	0.0	r 0.0	r 0.0	r 0.0	r 0.0	r 0.0	41.2	r 3.6	r 4.6	r 13.9	r 35.9	r 36.6
Japan	158	749.1	r 284.8	r 81.0	r 157.4	r 169.3	r 246.7	354.9	r 86.1	r 80.4	r 79.0	r 104.1	r 101.9
Korea, Republic of	542	374.7	r 148.4	r 57.5	r 47.0	r 134.4	r 66.6	827.9	r 168.5	r 215.8	r 197.2	r 2,131.0	r 249.4
New Zealand	196	r 0.0	r 1.0	r 0.0	r 0.0	r 0.0	60.4	r 23.1	r 22.8	r 11.5	r 27.4	r 15.3
Norway	142	26.1	r 1.1	605.5	r 32.0	r 163.2	r 97.6	r 74.2	r 213.9
Singapore	576	2.3	r 0.6	r 0.3	r 5.8	r 2.5	r 5.2	52.8	r 19.9	r 15.2	r 18.6	r 22.1	r 14.9
Sweden	144	0.0	r 0.0	r 0.0	r 0.0	r 0.0	r 0.0	50.2	r 4.9	r 6.6	r 7.1	r 9.6	r 3.6
Switzerland	146	r 12.1	r 11.1	r 12.4	r 16.5	r 14.7	238.5	r 57.1	r 80.0	r 82.1	r 91.1	r 83.4
Taiwan Prov.of China	528	189.2	r 49.6	r 51.1	r 58.9	r 69.3	r 82.0	139.0	r 18.6	r 21.1	r 19.1	r 19.2	r 20.4
United Kingdom	112	813.4	r 254.1	r 190.4	r 455.0	r 293.1	r 550.4	1,396.4	r 389.4	r 353.2	r 312.5	r 535.4	r 490.8
United States	111	3,541.5	r 1,414.7	r 1,289.1	r 1,352.9	r 1,922.9	r 1,502.5	2,620.5	r 616.4	r 817.5	r 665.9	r 911.4	r 857.4
Emerg. & Dev. Economies	200	24,468.8	6,611.7	7,306.0	6,140.2	7,553.0	10,064.7	12,174.2	2,873.3	3,713.9	3,342.1	3,684.5	3,368.5
Emerg. & Dev. Asia	505	17,200.3	4,767.4	5,555.6	4,250.0	5,588.4	7,319.2	8,203.6	1,963.4	2,698.1	2,344.7	2,634.8	2,372.6
Bangladesh	513	0.1	r 0.2	1.0	r 0.4	r 0.1	r 0.3	r 0.3	r 0.3
Brunei Darussalam	516	e 0.0	e 0.0	e 0.0	e 0.0	11.2	r 2.7	r 3.0	r 2.8	r 2.8	r 2.7
Cambodia	522	e 0.1	e 0.0	e 0.0	e 0.0	e 0.0	e 0.0	e 0.1	e 0.0	e 0.0	e 0.0	e 0.0	e 0.0
China,P.R.: Mainland	924	1,550.0	r 722.5	r 617.2	r 675.4	r 767.3	r 849.2	6,418.5	r 1,488.0	r 2,223.5	r 1,824.2	r 2,087.2	r 1,758.7
Guam	829	0.7	r 0.1	r 0.2	r 0.1	r 0.1	r 0.2
India	534	13,276.8	r 3,508.8	r 4,447.8	r 2,909.8	r 4,085.9	r 5,592.0	1,122.4	r 307.7	r 301.2	r 349.1	r 372.0	r 427.7
Indonesia	536	2,141.1	r 476.2	r 424.4	r 594.4	r 653.5	r 810.4	432.6	r 120.0	r 122.2	r 117.5	r 123.3	r 130.9
Kiribati	826	r 0.5	r 0.5	r 0.5	r 0.5	r 0.5
Lao People's Dem.Rep	544	0.8	r 0.2	r 0.2	r 0.2	r 0.2	r 0.2
Malaysia	548	77.2	r 12.1	r 10.6	r 14.6	r 14.7	r 15.6
Maldives	556	r 0.5
Myanmar	518	e 0.7	e 0.2	e 0.2	e 0.2	e 0.2	e 0.2	r 0.2	r 0.2	r 0.2	r 0.2	r 0.2
Nauru	836	r 3.7	r 4.2	r 3.8	r 3.8	r 4.0
Nepal	558	1.0	r 0.2	r 0.2	r 0.2	r 0.2	r 0.2
Philippines	566	8.8	r 0.0	r 0.1	r 0.0	r 0.1	r 0.0	7.9	r 0.5	r 1.1	r 0.6	r 0.8	r 0.4
Samoa	862	r 0.7
Solomon Islands	813	r 0.1

Nigeria (694)

In Millions of U.S. Dollars

		Exports (FOB)						Imports (CIF)					
		2016	2017Q1	2017Q2	2017Q3	2017Q4	2018Q1	2016	2017Q1	2017Q2	2017Q3	2017Q4	2018Q1
Sri Lanka	524	0.9	r 0.1	r 0.1	r 0.1	r 0.1	r 0.2
Thailand	578	0.1	r 0.0	r 0.1	r 0.2	r 0.2	r 0.1	92.4	r 19.2	r 21.9	r 22.5	r 20.4	r 21.1
Tuvalu	869	0.2	r 0.0	r 0.0	r 0.0	r 0.0	r 0.0
Vanuatu	846	r 0.1
Vietnam	582	e 222.4	e 59.6	e 65.8	e 69.9	e 81.2	e 66.9	24.6	r 5.2	r 5.9	r 5.3	r 5.4	r 5.7
Asia n.s.	598	0.1	r 0.0	r 0.0	r 0.0	r 0.0	r 0.1	12.1	r 2.6	r 2.9	r 2.6	r 2.6	r 2.8
Europe	170	38.3	1.0	2.3	3.8	1.6	2.7	1,057.1	217.0	272.5	290.4	319.8	211.0
Emerg. & Dev. Europe	903	28.3	0.2	0.2	0.8	0.6	1.2	299.1	83.4	95.3	73.6	88.8	72.9
Albania	914	e 0.0	e 0.0	e 0.0	e 0.0	e 0.0	0.1	r 0.0	r 0.0	r 0.0	r 0.0	r 0.0
Bosnia and Herzegovina	963	e 0.1	e 0.0	e 0.0	e 0.0	e 0.3	e 0.1	e 0.5	e 0.2	e 0.3	e 0.1	e 0.0	e 0.0
Bulgaria	918	1.0	r 0.3	r 0.5	r 0.6	r 0.7	r 0.3
Croatia	960	e 0.1	e 0.0	e 0.0	e 0.0	e 0.0	e 0.2	e 2.1	e 0.6	e 0.2	e 0.2	e 1.3	e 0.5
Faroe Islands	816	90.3	r 19.0	r 21.6	r 19.5	r 19.7	r 20.8
Gibraltar	823	6.8	r 1.4	r 1.6	r 1.5	r 1.5	r 1.6
Hungary	944	r 0.6	21.3	r 6.0	r 6.6	r 3.1	r 4.7	r 5.6
Macedonia, FYR	962	e 0.1	e 0.0	e 0.0	e 0.0	e 0.1	e 0.0	e 0.1	e 0.0	e 0.6	e 0.6
Montenegro	943	e 0.0	e 0.0	e 0.0	e 0.0	e 0.0	e 0.0	e 0.1	e 0.2	e 0.0
Poland	964	58.9	r 24.9	r 18.3	r 14.2	r 21.3	r 11.2
Romania	968	20.9	r 5.8	r 2.9	r 3.6	r 6.3	r 2.6
Serbia, Republic of	942	e 27.9	e 0.1	e 0.1	e 0.7	e 0.3	e 0.2	e 7.9	e 3.7	e 0.7	e 1.3	e 2.0	e 1.5
Turkey	186	89.1	r 21.5	r 42.6	r 29.0	r 30.6	r 28.7
CIS	901	10.0	0.8	2.0	3.0	1.0	1.5	757.9	133.5	177.1	216.8	231.0	138.1
Armenia	911	e 0.6	e 0.1	e 0.2	e 0.2	e 0.2	e 0.2	e 0.0	e 0.0	e 0.0
Azerbaijan, Rep. of	912	e 0.0	e 0.0	e 0.0	e 0.0	e 0.0	e 0.0	e 0.0	e 0.0	e 0.3	e 0.1	e 0.1	e 0.0
Belarus	913	e 8.6	e 0.6	e 1.1	e 2.6	e 0.5	e 1.1
Georgia	915	e 0.0	e 0.0	e 0.0	e 0.0	e 0.0	e 0.1	e 0.0	e 0.0	e 0.0	e 0.0	e 0.0
Kazakhstan	916	e 0.0	e 0.0	e 0.5	e 0.0	e 0.0	e 0.0	e 0.0	e 0.1	e 0.0	e 0.0	e 0.0
Moldova	921	e 0.0	e 0.0	e 0.0	e 0.0	e 0.0	e 0.0	e 0.8	e 0.2	e 0.2	e 0.3	e 0.3	e 0.3
Russian Federation	922	657.3	r 111.5	r 142.0	r 204.5	r 209.9	r 117.4
Ukraine	926	e 0.7	e 0.1	e 0.3	e 0.2	e 0.2	e 0.3	99.6	r 21.7	r 34.6	r 12.0	r 20.7	r 20.3
Europe n.s.	884	0.1	r 0.0	r 0.0	r 0.0	r 0.0	r 0.0
Mid East, N Africa, Pak	440	211.5	92.9	81.7	33.1	79.7	93.5	973.6	215.5	242.2	217.7	237.7	246.1
Afghanistan, I.R. of	512	0.2	r 0.0	r 0.0	r 0.0	r 0.0	r 0.0
Algeria	612	1.5	r 0.8	r 0.9	r 0.4	r 0.1	8.7	r 0.3	r 0.2	r 0.2	r 0.3	r 0.2
Bahrain, Kingdom of	419	0.0	r 0.0	r 0.0	r 0.0	r 0.0	r 0.0	2.7	r 0.6	r 0.7	r 0.6	r 0.6	r 0.6
Djibouti	611	0.1	r 0.0	r 0.0	r 0.0	r 0.0	r 0.0
Egypt	469	64.1	r 13.5	r 15.3	r 13.8	r 13.9	r 14.8
Iran, I.R. of	429	2.2	r 0.5	r 0.5	r 0.5	r 0.5	r 0.5
Iraq	433	0.2	r 0.0	r 0.1	r 0.0	r 0.0	r 0.1
Jordan	439	e 179.2	e 81.9	e 69.1	e 24.4	e 67.9	e 79.0	8.4	r 1.9	r 2.4	r 2.4	r 2.1	r 2.1
Kuwait	443	7.9	r 1.7	r 1.9	r 1.7	r 1.7	r 1.8
Lebanon	446	3.9	r 0.6	r 1.4	r 1.2	r 0.8	r 1.4	31.9	r 4.3	r 4.8	r 8.3	r 5.2	r 7.1
Mauritania	682	0.6	r 0.2	r 0.2	r 0.2	r 0.2	r 0.3	98.1	r 20.6	r 23.4	r 21.2	r 21.4	r 22.6
Morocco	686	47.6	r 17.7	r 20.4	r 2.3	r 12.8	r 10.7
Oman	449	e 0.0	e 0.0	e 0.0	e 0.0	e 0.0	e 0.0	6.1	r 0.8	r 2.1	r 1.9	r 1.9	r 2.0
Pakistan	564	0.0	r 1.5	r 0.0	r 0.0	r 2.8	r 4.3	1.0	r 0.5	r 0.5	r 0.4	r 0.4	r 0.2
Qatar	453	e 0.6	e 0.2	e 0.2	e 0.3	e 0.3	0.2	r 0.1	r 0.0	r 0.1	r 0.1	r 0.0
Saudi Arabia	456	0.0	r 0.0	r 0.0	r 0.0	r 0.0	r 0.0	103.8	r 27.3	r 26.4	r 34.5	r 43.9	r 42.2
Somalia	726	25.4	r 5.4	r 6.1	r 5.5	r 5.5	r 5.9
Sudan	732	13.8	r 4.6	r 6.8	r 3.7	r 3.9	r 5.0	1.8	r 0.2	r 1.2	r 0.8	r 1.3	r 1.5
Syrian Arab Republic	463	e 9.8	e 2.6	e 2.5	e 2.6	e 3.0	e 2.7	5.6	r 1.2	r 1.3	r 1.2	r 1.2	r 1.3
Tunisia	744	0.0	15.5	r 2.3	r 2.6	r 2.4	r 4.2	r 4.5
United Arab Emirates	466	0.9	r 0.3	r 0.2	r 0.2	r 0.2	r 0.2	542.0	r 114.1	r 129.5	r 117.2	r 118.0	r 125.1
West Bank and Gaza	487	e 1.3	e 0.3	e 0.3	e 0.3	e 0.3	e 0.4
Yemen, Republic of	474	r 2.5	r 2.8	r 2.5	r 2.6	r 2.7
Sub-Saharan Africa	603	4,987.9	1,482.2	1,383.3	1,374.9	1,357.7	2,172.7	1,280.7	293.1	311.1	319.2	339.7	352.9
Angola	614	0.7	r 0.2	r 0.2	r 0.2	r 0.3	r 0.3	6.8	r 1.4	r 1.6	r 1.5	r 1.5	r 1.6
Benin	638	25.0	r 7.4	r 7.6	r 8.8	r 10.3	r 12.2	242.9	r 51.1	r 58.0	r 52.5	r 52.9	r 56.1
Botswana	616	r 0.0	r 0.0	r 0.0	r 0.0	r 0.0	0.9	r 0.2	r 0.2	r 0.2	r 0.2	r 0.2
Burkina Faso	748	0.2	r 0.0	r 0.1	r 0.1	r 0.1	r 0.1	4.4	r 0.9	r 1.0	r 0.9	r 1.0	r 1.0

Nigeria (694)

In Millions of U.S. Dollars

		Exports (FOB)						Imports (CIF)					
		2016	2017Q1	2017Q2	2017Q3	2017Q4	2018Q1	2016	2017Q1	2017Q2	2017Q3	2017Q4	2018Q1
Burundi	618	0.3	r 0.1
Cabo Verde	624	0.0	r 0.0	0.1	r 0.0	r 0.0	r 0.0	r 0.0	r 0.0
Cameroon	622	350.0	r 103.4	r 106.6	r 122.8	r 144.5	r 170.9	2.3	r 0.5	r 0.5	r 0.5	r 0.5	r 0.5
Central African Rep.	626	r 0.3	0.7	r 0.2
Chad	628	11.1	r 3.3	r 3.4	r 3.9	r 4.6	r 5.4	0.9	r 0.2	r 0.2	r 0.2	r 0.2	r 0.2
Congo, Dem. Rep. of	636	0.3	r 0.1	r 0.1	r 0.1	r 0.1	r 0.2	2.3	r 0.5	r 0.6	r 0.5	r 0.5	r 0.5
Congo, Republic of	634	0.2	r 0.1	r 0.1	r 0.1	r 0.1	r 0.1	1.5	r 0.3	r 0.3	r 0.3	r 0.3	r 0.3
Côte d'Ivoire	662	1,103.4	r 325.9	r 336.1	r 387.2	r 455.7	r 538.9	30.2	r 6.4	r 7.2	r 6.5	r 6.6	r 7.0
Equatorial Guinea	642	0.1	r 0.0	r 0.0	r 0.0	r 0.0	r 0.0
Ethiopia	644	6.3	r 1.3	r 1.5	r 1.4	r 1.4	r 1.5
Gabon	646	9.5	r 2.8	r 2.9	r 3.3	r 3.9	r 4.6	27.7	r 5.8	r 6.6	r 6.0	r 6.0	r 6.4
Ghana	652	702.5	r 207.5	r 214.0	r 246.5	r 290.1	r 343.1	57.4	r 12.1	r 13.7	r 12.4	r 12.5	r 13.2
Guinea	656	0.4	r 0.1	r 0.1	r 0.1	r 0.2	r 0.2	69.5	r 14.6	r 16.6	r 15.0	r 15.1	r 16.0
Guinea-Bissau	654	r 3.7	r 4.2	r 3.8	r 3.8	r 4.1
Kenya	664	3.0	r 0.8	r 0.3	r 0.2	r 1.6	r 1.6	44.9	r 9.2	r 11.3	r 13.2	r 12.0	r 10.2
Lesotho	666	e 0.0	e 0.0	e 0.0	e 0.0	e 0.0	e 0.0	0.4	r 0.1
Liberia	668	2.2	r 0.5	r 0.5	r 0.5	r 0.5	r 0.5
Madagascar	674	2.6	r 0.5	r 0.6	r 0.6	r 0.6	r 0.6
Malawi	676	0.5	r 0.1	r 0.1	r 0.1	r 0.1	r 0.1
Mali	678	5.6	r 1.7	r 1.7	r 2.0	r 2.3	r 2.7	1.5	r 0.3	r 0.3	r 0.3	r 0.3	r 0.3
Mauritius	684	0.4	r 1.7	r 0.0	r 0.0	r 0.0	20.4	r 4.8	r 4.9	r 5.1	r 4.8	r 4.9
Mozambique	688	e 0.9	e 0.5	e 0.5	e 0.5	e 0.6	e 0.6	0.6	r 0.1	r 0.1	r 0.1	r 0.1	r 0.1
Namibia	728	e 10.8	e 0.0	e 0.0	e 0.0	e 0.0	e 0.0	18.7	r 3.9	r 4.5	r 4.0	r 4.1	r 4.3
Niger	692	1.3	r 0.4	r 0.4	r 0.4	r 0.5	r 0.6	3.7	r 0.8	r 0.9	r 0.8	r 0.8	r 0.8
Rwanda	714	r 0.1	r 0.0	r 0.0	r 0.0	r 0.0
São Tomé & Príncipe	716	r 0.1	r 0.1	r 0.1	r 0.1	r 0.1
Senegal	722	567.1	r 135.3	r 245.6	r 186.8	r 197.5	r 199.5	42.9	r 11.2	r 12.5	r 13.7	r 14.3	r 18.1
Seychelles	718	e 0.0	e 0.0	e 0.0	e 0.0	e 0.0	e 0.0	0.1	r 0.0	r 0.0	r 0.0	r 0.0	r 0.0
Sierra Leone	724	1.2	r 0.3	r 0.3	r 0.3	r 0.3	r 0.3
South Africa	199	2,193.1	r 690.3	r 463.1	r 410.9	r 244.3	r 889.9	435.6	r 94.2	r 98.0	r 112.7	r 125.4	r 114.9
Swaziland	734	r 0.0	9.0	r 1.9	r 2.2	r 2.0	r 2.0	r 2.1
Tanzania	738	0.0	r 0.0	r 0.0	r 0.0	r 0.0	4.5	r 1.4	r 1.4	r 2.0	r 2.2	r 2.2
Togo	742	1.8	r 0.7	r 0.6	r 0.9	r 0.8	r 1.2	225.0	r 61.8	r 57.5	r 58.7	r 66.4	r 81.0
Uganda	746	0.4	r 0.1
Zambia	754	1.8	r 0.2	r 0.3	r 0.6	r 0.6	r 0.3
Zimbabwe	698	10.9	r 2.3	r 2.6	r 2.4	r 2.4	r 2.5
Africa n.s.	799	r 0.3	r 0.4	r 0.3	r 0.3	r 0.4
Western Hemisphere	205	2,030.8	268.2	283.0	478.4	525.7	476.6	659.1	184.3	190.0	170.2	152.4	185.8
Anguilla	312	0.1	r 0.0
Antigua and Barbuda	311	e 0.1	e 0.0	e 0.0	e 0.0	e 0.0	e 0.0	3.2	r 0.7	r 0.8	r 0.7	r 0.7	r 0.7
Argentina	213	89.7	r 6.0	r 31.3	r 39.6	r 27.2	r 38.6	18.2	r 3.7	r 3.6	r 10.6	r 1.7	r 4.3
Bahamas, The	313	e 0.0	e 0.0	e 0.0	e 0.0	e 0.0	1.8	r 0.4	r 0.4	r 0.4	r 0.4	r 0.4
Barbados	316	r 0.0	r 0.3	r 0.3	r 0.3	r 0.3	r 0.3
Belize	339	e 0.0	5.5	r 1.4	r 1.4	r 1.4	r 1.4	r 1.4
Bermuda	319	r 1.5	r 1.7	r 1.5	r 1.6	r 1.6
Brazil	223	1,544.7	r 140.7	r 181.8	r 368.8	r 217.1	r 293.6	281.7	r 90.7	r 78.0	r 53.3	r 62.1	r 73.0
Chile	228	r 0.0	41.7	r 2.6	r 24.1	r 24.9	r 4.1	r 19.4
Colombia	233	0.6	r 0.1	r 0.3	r 0.1	r 0.2	r 0.2
Costa Rica	238	e 0.0	e 0.0	e 0.0	e 0.0	e 0.0	e 0.0	0.7	r 0.1	r 0.1	r 0.1	r 0.2	r 0.1
Dominican Republic	243	e 0.0	e 38.7	e 38.1	e 38.4	e 45.4	e 42.7	5.5	r 1.1	r 1.3	r 1.2	r 1.2	r 1.3
Ecuador	248	e 0.0	e 0.0	e 27.1	e 0.0	0.5	r 0.5	r 0.1	r 0.4	r 0.3	r 0.1
El Salvador	253	e 0.4	e 0.0	e 0.2	e 0.1	e 0.1	e 0.1	r 0.0	r 0.0	r 0.0	r 0.0	r 0.0
Falkland Islands	323	r 0.3
Greenland	326	r 0.4
Grenada	328	e 0.0	e 0.0	e 0.0	e 0.0	e 0.0	e 0.0	r 5.2	r 6.0	r 5.4	r 5.4	r 5.7
Guatemala	258	e 0.4	e 0.3	e 0.2	e 0.2	e 0.1	e 1.7	0.2	r 0.0	r 0.0	r 0.0	r 0.0	r 0.1
Guyana	336	e 0.1	e 0.0	e 3.0	0.8	r 0.2	r 0.2	r 0.2	r 0.2	r 0.2
Honduras	268	e 0.1	e 0.0	e 0.1	e 0.1
Jamaica	343	4.9	r 1.0	r 1.2	r 1.1	r 1.1	r 1.1
Mexico	273	30.6	r 8.8	r 3.7	r 4.0	r 7.1	r 5.4

Nigeria (694)

In Millions of U.S. Dollars

		Exports (FOB)						Imports (CIF)					
		2016	2017Q1	2017Q2	2017Q3	2017Q4	2018Q1	2016	2017Q1	2017Q2	2017Q3	2017Q4	2018Q1
Netherlands Antilles	353	e 0.0	e 0.0	e 0.0	e 0.0	e 0.0	e 0.0	r 5.8
Nicaragua	278	0.7	r 0.2	r 0.2	r 0.2	r 0.2	r 0.2
Panama	283	223.7	r 55.9	r 55.9	r 55.9	r 55.9	r 55.9
Paraguay	288	2.2	r 0.5	r 0.5	r 0.5	r 0.5	r 0.5
Peru	293	170.5	r 82.4	r 31.3	r 31.3	r 31.3	r 31.3	5.1	r 2.5	r 1.7	r 0.2	r 0.3	r 0.2
St. Vincent & Grens.	364	e 0.0	e 0.0	e 0.0	e 0.0	e 0.0	e 0.0	2.8	r 0.6	r 0.7	r 0.6	r 0.6	r 0.6
Suriname	366	0.1	r 0.0	r 0.0	r 0.0	r 0.0	r 0.0	2.4	r 0.5	r 0.6	r 0.5	r 0.5	r 0.6
Trinidad and Tobago	369	e 0.1	e 0.0	e 0.0	e 0.0	e 0.0	e 0.0	0.7	r 0.1	r 0.2	r 0.1	r 0.1	r 0.2
Uruguay	298	224.6	r 0.0	r 0.0	r 0.0	r 177.4	r 65.4	1.8	r 0.6	r 1.6	r 1.4	r 1.1	r 0.4
Venezuela, Rep. Bol.	299	20.2	r 4.3	r 4.8	r 4.4	r 4.4	r 4.7
Western Hem. n.s.	399	3.5	r 0.7	r 0.8	r 0.8	r 0.8	r 0.8
Other Countries n.i.e	910	0.1	0.1	0.1	0.1	0.1
Cuba	928	r 0.1	r 0.1	r 0.1	r 0.1	r 0.1
Countries & Areas n.s.	898	400.0	r 118.1	r 121.9	r 140.3	r 165.2	r 195.4	6,297.1	r 1,325.8	r 1,504.3	r 1,361.1	r 1,371.2	r 1,453.3
Memorandum Items													
Africa	605	5,003.7	1,487.7	1,391.2	1,379.1	1,361.9	2,177.9	1,477.9	339.6	365.1	351.6	385.3	398.3
Middle East	405	195.7	85.9	73.7	28.8	72.6	84.0	775.2	168.5	187.7	184.8	191.8	200.4
European Union	998	8,748.9	2,509.0	2,818.7	3,240.9	3,251.0	4,573.1	7,626.3	2,246.9	2,269.1	2,244.5	2,197.1	2,805.5
Export earnings: fuel	080	24.6	7.7	8.4	8.2	36.7	11.1	1,401.5	274.8	323.6	379.8	395.4	309.1
Export earnings: nonfuel	092	40,500.6	11,622.6	11,964.6	11,678.7	14,008.4	17,265.3	30,346.8	7,323.9	8,772.4	8,010.5	10,498.0	9,104.7

Norway (142)

In Millions of U.S. Dollars

		Exports (FOB)						Imports (CIF)					
		2016	2017Q1	2017Q2	2017Q3	2017Q4	2018Q1	2016	2017Q1	2017Q2	2017Q3	2017Q4	2018Q1
IFS World		89,485.0	26,315.4	23,726.9	24,537.9	27,401.0	29,743.9	72,670.6	18,643.9	20,080.5	20,326.7	23,705.6	21,712.5
World	001	89,314.6	25,590.0	23,196.8	24,114.9	27,359.2	29,782.4	73,294.0	17,348.9	18,552.0	19,597.8	23,003.1	21,683.6
Advanced Economies	110	77,784.0	22,769.6	20,422.7	21,326.9	24,390.2	26,277.8	53,892.8	12,902.0	13,973.7	13,931.3	17,404.7	16,326.2
Euro Area	163	39,669.1	11,240.0	10,271.1	10,601.3	12,826.0	13,337.6	24,688.1	6,140.4	6,551.1	6,491.4	6,925.6	7,002.7
Austria	122	215.6	r 52.6	r 55.5	r 71.6	r 75.9	r 65.2	532.3	r 141.0	r 177.4	r 158.8	r 170.2	r 168.2
Belgium	124	3,900.1	r 1,235.4	r 1,096.1	r 1,096.6	r 1,351.7	r 1,606.3	1,318.2	r 278.3	r 322.1	r 304.3	r 362.7	r 310.5
Cyprus	423	92.6	r 51.1	r 7.6	r 5.9	r 17.6	r 3.7	5.7	r 1.3	r 2.1	r 3.0	r 1.8	r 5.5
Estonia	939	143.3	r 42.8	r 48.1	r 45.5	r 50.8	r 49.4	569.2	r 161.8	r 164.6	r 178.2	r 167.2	r 161.0
Finland	172	1,190.2	r 380.6	r 377.5	r 281.2	r 465.6	r 510.0	1,752.5	r 402.0	r 448.2	r 451.5	r 485.7	r 491.3
France	132	6,133.0	r 1,504.1	r 1,341.5	r 1,474.8	r 2,016.2	r 1,936.4	2,403.7	r 566.0	r 614.1	r 673.2	r 684.7	r 692.7
Germany	134	12,774.6	r 3,766.2	r 3,359.2	r 3,726.9	r 4,421.3	r 4,442.9	8,712.6	r 2,247.5	r 2,342.3	r 2,326.2	r 2,335.4	r 2,345.2
Greece	174	127.7	r 43.9	r 33.3	r 27.0	r 32.5	r 37.9	67.9	r 15.4	r 16.4	r 29.3	r 20.4	r 30.9
Ireland	178	1,395.0	r 305.4	r 234.6	r 223.3	r 328.8	r 319.6	531.2	r 157.9	r 209.3	r 150.8	r 187.4	r 160.8
Italy	136	1,174.6	r 321.9	r 353.4	r 374.2	r 320.7	r 284.0	2,183.5	r 527.7	r 563.3	r 558.9	r 616.9	r 818.7
Latvia	941	105.8	r 22.7	r 24.5	r 30.8	r 36.5	r 32.9	335.0	r 73.6	r 73.3	r 99.6	r 93.8	r 95.5
Lithuania	946	609.0	r 177.7	r 195.2	r 197.5	r 161.7	r 187.2	802.7	r 197.4	r 216.9	r 231.3	r 241.4	r 235.0
Luxembourg	137	24.0	r 6.6	r 6.7	r 10.2	r 17.0	r 8.4	92.2	r 20.7	r 21.9	r 18.9	r 20.8	r 20.5
Malta	181	11.9	r 0.9	r 1.6	r 9.2	r 28.0	r 1.9	4.7	r 1.2	r 1.4	r 1.4	r 2.7	r 1.7
Netherlands	138	9,523.7	r 2,484.5	r 2,460.9	r 2,352.6	r 2,676.2	r 3,216.2	2,903.6	r 753.6	r 765.0	r 775.0	r 869.0	r 770.4
Portugal	182	567.5	r 144.7	r 172.0	r 119.9	r 172.1	r 144.0	313.0	r 77.0	r 72.6	r 78.2	r 70.1	r 94.6
Slovak Republic	936	38.7	r 12.0	r 10.2	r 9.2	r 6.1	r 10.9	380.2	r 92.9	r 95.5	r 104.7	r 115.3	r 105.2
Slovenia	961	7.3	r 4.7	r 2.2	r 1.6	r 4.4	r 3.2	128.8	r 30.4	r 33.2	r 35.5	r 40.1	r 35.5
Spain	184	1,634.6	r 682.4	r 491.1	r 543.2	r 642.8	r 477.6	1,651.0	r 394.6	r 411.5	r 312.5	r 439.9	r 459.6
Australia	193	188.7	r 40.8	r 47.9	r 52.9	r 56.7	r 49.7	81.1	r 19.1	r 28.8	r 32.8	r 36.1	r 54.4
Canada	156	975.8	r 318.3	r 346.3	r 284.7	r 302.5	r 320.4	1,285.4	r 384.6	r 349.4	r 394.0	r 381.7	r 646.9
China,P.R.: Hong Kong	532	200.4	r 38.2	r 45.6	r 49.2	r 59.3	r 61.7	96.3	r 26.0	r 26.3	r 32.7	r 32.3	r 39.8
China,P.R.: Macao	546	0.3	r 0.0	r 0.1	r 0.1	r 0.0	r 0.1	0.6	r 0.3	r 0.1	r 0.4	r 0.8	r 0.1
Czech Republic	935	221.5	r 63.1	r 56.2	r 57.1	r 61.9	r 62.5	819.7	r 215.2	r 213.9	r 202.8	r 256.7	r 259.5
Denmark	128	3,571.8	r 1,253.2	r 1,073.2	r 1,102.9	r 1,217.6	r 1,616.8	4,064.5	r 1,098.8	r 1,025.1	r 1,056.2	r 1,160.0	r 1,265.8
Iceland	176	438.6	r 142.6	r 124.8	r 149.7	r 138.5	r 171.2	220.0	r 37.6	r 60.9	r 76.5	r 81.6	r 79.5
Israel	436	163.5	r 47.3	r 37.7	r 43.8	r 45.1	r 34.6	114.2	r 30.9	r 29.3	r 22.6	r 20.7	r 33.1
Japan	158	1,222.7	r 272.0	r 227.1	r 325.5	r 342.4	r 318.0	1,704.5	r 451.1	r 392.0	r 416.0	r 427.5	r 404.3
Korea, Republic of	542	1,280.6	r 164.5	r 302.7	r 323.8	2,042.0	r 233.8	r 2,140.1	r 956.2
New Zealand	196	40.9	r 4.5	r 8.1	r 10.1	r 8.3	r 7.6	47.8	r 9.0	r 13.7	r 13.1	r 12.4	r 7.0
San Marino	135	3.7	r 0.5	r 1.1	r 1.3	r 0.8	0.1	r 0.0	r 0.0	r 0.2	r 0.1	r 0.2
Singapore	576	1,011.7	r 284.4	r 275.7	r 315.1	r 335.1	r 143.1	339.4	r 88.9	r 43.1	r 165.2	r 71.3	r 100.6
Sweden	144	5,757.0	r 1,665.5	r 1,863.5	r 1,735.9	r 1,627.6	r 1,875.3	8,675.9	r 2,188.0	r 2,256.5	r 2,347.3	r 2,635.4	r 2,566.1
Switzerland	146	505.7	r 77.7	r 74.0	r 101.2	r 124.3	r 86.1	881.7	r 206.3	r 237.3	r 260.6	r 273.7	r 269.5
Taiwan Prov.of China	528	237.3	r 82.4	r 61.1	r 30.8	r 53.5	r 80.4	484.5	r 128.6	r 125.0	r 138.2	r 112.9	r 129.9
United Kingdom	112	18,548.8	r 6,295.9	r 4,799.5	r 5,007.7	r 5,740.4	r 6,581.1	3,674.0	r 934.7	r 1,034.2	r 890.8	r 998.0	r 1,154.1
United States	111	3,745.8	r 943.7	r 1,110.5	r 1,293.4	r 1,146.8	r 1,206.9	4,672.9	r 942.6	r 1,587.0	r 1,156.4	r 1,837.8	r 1,356.5
Emerg. & Dev. Economies	200	11,528.8	2,820.2	2,773.9	2,787.9	2,968.9	3,504.4	19,399.1	4,446.3	4,577.8	5,666.0	5,597.8	5,357.0
Emerg. & Dev. Asia	505	3,891.5	891.2	883.1	885.2	863.6	1,090.3	10,593.9	2,266.7	2,268.8	3,197.4	2,972.5	2,844.8
Bangladesh	513	16.1	r 0.8	r 2.9	r 1.5	r 28.8	r 42.2	251.1	r 63.7	r 57.0	r 80.1	r 64.9	r 62.6
Bhutan	514	0.4	r 0.0	r 0.0
Brunei Darussalam	516	1.6	r 0.2	r 0.3	r 0.8	r 0.5	r 0.6	0.0	r 0.0	r 0.0	r 0.1	r 0.0
Cambodia	522	0.1	r 0.1	r 1.2	r 0.0	r 0.1	r 0.1	59.2	r 18.6	r 13.3	r 20.2	r 14.5	r 18.7
China,P.R.: Mainland	924	2,356.4	r 487.6	r 514.3	r 504.6	r 515.8	r 660.9	8,011.7	r 1,695.7	r 1,729.7	r 2,252.8	r 2,318.4	r 2,122.5
Fiji	819	0.0	r 0.0	r 0.0	r 0.3	r 0.0	r 0.1	0.1	r 0.0	r 0.0	r 0.0	r 0.0	r 0.0
F.T. French Polynesia	887	0.1	r 0.4	r 0.0	r 0.0	r 0.1	r 0.1	0.1	r 0.0	r 0.0	r 0.0	r 0.1	r 0.0
F.T. New Caledonia	839	1.2	r 0.0	r 0.0	r 0.0	r 0.4	r 0.0
Guam	829	0.3	r 0.0	r 0.2	r 0.1	r 0.2	r 0.1
India	534	257.7	r 87.0	r 69.0	r 68.4	r 73.8	r 76.1	419.3	r 114.7	r 113.1	r 128.9	r 122.6	r 136.2
Indonesia	536	221.8	r 45.4	r 56.4	r 24.1	r 22.5	r 62.0	174.6	r 48.4	r 37.6	r 46.7	r 53.2	r 50.4
Lao People's Dem.Rep	544	0.1	r 0.1	r 0.0	r 0.0	r 0.2	r 0.1	1.7	r 0.4	r 0.4	r 0.4	r 0.4	r 0.3
Malaysia	548	179.5	r 77.6	r 54.6	r 86.3	r 44.8	r 58.2	280.3	r 75.4	r 75.1	r 118.4	r 135.3	r 169.2
Maldives	556	0.8	r 0.0	r 0.3	r 0.2	r 0.1	r 0.2	0.6	r 0.2	r 0.2	r 0.1	r 0.2	r 0.2
Marshall Islands	867	89.7	r 0.0	r 0.1	r 0.1	r 0.1	r 13.9	13.2
Mongolia	948	0.2	r 0.6	r 0.1	r 0.0	r 0.1	0.6	r 0.1	r 0.0	r 0.4	r 0.3	r 0.2
Myanmar	518	1.2	r 0.2	r 0.2	r 0.6	r 0.5	r 0.9	11.1	r 4.6	r 3.0	r 9.2	r 7.9	r 7.1

Norway (142)

In Millions of U.S. Dollars

		Exports (FOB)						Imports (CIF)					
		2016	2017Q1	2017Q2	2017Q3	2017Q4	2018Q1	2016	2017Q1	2017Q2	2017Q3	2017Q4	2018Q1
Nepal	558	0.6	r 0.1	r 0.2	r 0.6	r 0.4	r 0.7	2.7	r 0.4	r 0.4	r 0.8	r 0.7	r 0.7
Papua New Guinea	853	0.2	r 0.0	r 0.0	r 0.1	r 0.2	r 0.1	0.4	r 0.0	r 0.0	r 0.0	r 0.1
Philippines	566	76.2	r 15.0	r 15.0	r 14.3	r 12.6	r 13.8	36.6	r 10.8	r 9.7	r 10.1	r 12.3	r 10.7
Sri Lanka	524	7.0	r 2.2	r 0.9	r 1.5	r 1.0	r 2.0	43.9	r 9.5	r 10.9	r 12.2	r 11.9	r 11.1
Thailand	578	281.5	r 81.3	r 67.0	r 89.5	r 85.2	r 98.9	409.4	r 105.2	r 114.2	r 385.2	r 114.7	r 100.4
Timor-Leste	537	1.1	r 0.0	r 0.0	r 0.9	r 0.1	r 0.0	0.0
Tuvalu	869	r 0.6	0.0
Vietnam	582	314.2	r 92.4	r 100.3	r 91.4	r 76.3	r 58.1	391.9	r 119.0	r 104.2	r 131.7	r 115.0	r 154.5
Asia n.s.	598	83.3	r 0.0	r 0.0	r 0.0	r 0.6	485.5	r 0.0	r 0.0
Europe	170	3,892.4	1,087.3	993.9	1,046.0	1,139.8	1,139.9	5,622.1	1,433.5	1,461.4	1,597.1	1,770.9	1,708.1
Emerg. & Dev. Europe	903	3,048.9	929.5	786.5	848.1	954.0	978.1	4,280.6	1,062.1	1,040.1	1,159.6	1,241.0	1,172.8
Albania	914	2.5	r 0.5	r 0.5	r 0.7	r 0.2	r 1.0	2.4	r 0.4	r 0.4	r 0.6	r 0.5	r 1.1
Bosnia and Herzegovina	963	2.3	r 0.2	r 0.3	r 0.6	r 0.8	r 0.6	18.4	r 4.3	r 4.8	r 5.1	r 6.6	r 7.4
Bulgaria	918	35.2	r 6.9	r 6.2	r 10.6	r 5.4	r 6.3	74.6	r 16.5	r 16.4	r 20.8	r 24.5	r 25.1
Croatia	960	35.9	r 4.8	r 7.9	r 8.6	r 12.9	r 14.0	70.4	r 15.3	r 12.5	r 18.6	r 20.8	r 21.1
Faroe Islands	816	84.1	r 19.2	r 22.4	r 16.6	r 21.5	r 17.8	62.1	r 11.4	r 12.9	r 20.2	r 25.6	r 22.6
Gibraltar	823	23.2	r 13.9	r 13.2	r 0.1	r 0.6	r 42.3	5.8	r 0.0	r 0.0	r 0.0	r 0.0
Hungary	944	96.0	r 31.9	r 28.7	r 26.2	r 21.5	r 28.4	323.9	r 77.8	r 85.4	r 76.2	r 93.7	r 87.5
Kosovo	967	r 0.1	r 0.2	r 0.1	r 0.0	r 0.1	r 0.0	r 0.0	r 0.1	r 0.0	r 0.2
Macedonia, FYR	962	0.9	r 0.2	r 0.4	r 0.1	r 0.1	r 0.2	7.9	r 2.3	r 2.2	r 2.7	r 2.3	r 2.9
Montenegro	943	77.4	r 0.0	r 0.2	r 0.1	r 0.0	r 0.3	0.0	r 0.0	r 0.2	r 0.0	r 0.0	r 0.0
Poland	964	2,075.4	r 577.6	r 489.5	r 579.5	r 600.0	r 618.8	2,554.2	r 659.9	r 665.2	r 675.6	r 768.1	r 676.2
Romania	968	90.7	r 22.4	r 19.2	r 29.3	r 43.9	r 34.3	349.1	r 80.9	r 66.0	r 72.8	r 73.0	r 91.9
Serbia, Republic of	942	26.8	r 3.0	r 8.1	r 9.1	r 11.1	r 11.0	24.4	r 1.7	r 6.4	r 8.5	r 7.0	r 10.0
Turkey	186	498.4	r 248.8	r 189.4	r 166.5	r 236.0	r 203.1	787.4	r 191.4	r 167.6	r 258.5	r 218.9	r 226.8
CIS	901	843.5	157.7	207.4	197.8	185.8	161.7	1,338.5	371.2	420.4	436.6	528.5	534.1
Armenia	911	0.7	r 0.2	r 0.4	r 0.1	r 0.3	r 0.3	0.4	r 0.0	r 0.0	r 0.0	r 0.1	r 0.1
Azerbaijan, Rep. of	912	228.6	r 9.4	r 69.2	r 35.3	r 6.2	r 9.1	8.5	r 7.1	r 0.9	r 0.3	r 0.7	r 1.8
Belarus	913	137.3	r 39.2	r 27.6	r 33.2	r 39.9	r 32.2	108.0	r 19.5	r 21.2	r 21.7	r 37.7	r 24.1
Georgia	915	11.5	r 1.6	r 2.5	r 2.4	r 3.7	r 1.5	0.7	r 0.4	r 0.2	r 0.6	r 0.9	r 0.7
Kazakhstan	916	60.7	r 7.6	r 8.2	r 13.3	r 17.3	r 13.6	11.5	r 0.8	r 2.8	r 1.6	r 1.0	r 2.7
Kyrgyz Republic	917	2.1	r 0.5	r 0.4	r 0.4	r 1.3	r 0.8	0.0	r 0.0	r 0.0	r 0.0	r 0.0	r 0.0
Moldova	921	1.5	r 0.4	r 0.7	r 0.6	r 1.0	r 1.2	4.6	r 0.8	r 0.5	r 1.1	r 1.8	r 1.3
Russian Federation	922	270.6	r 59.9	r 65.2	r 74.7	r 64.2	r 60.2	1,162.6	r 331.8	r 383.9	r 396.7	r 465.2	r 483.9
Tajikistan	923	0.4	r 0.0	r 0.0	r 0.0	r 0.1	r 0.0	0.0	r 0.0	r 0.0	r 0.0	r 0.0	r 0.0
Turkmenistan	925	0.9	r 0.1	r 0.0	r 0.3	r 0.1	r 0.3	0.1	r 0.0	r 0.0	r 0.1	r 0.0
Ukraine	926	127.9	r 38.7	r 33.2	r 37.1	r 51.1	r 42.0	41.9	r 10.7	r 10.7	r 14.5	r 21.2	r 19.6
Uzbekistan	927	1.4	r 0.2	r 0.1	r 0.4	r 0.5	r 0.5	0.0	r 0.0	r 0.0	r 0.0	r 0.1	r 0.0
Europe n.s.	884	0.0	r 0.0	r 0.0	r 0.0	r 0.0	3.0	r 0.3	r 0.9	r 0.9	r 1.3	r 1.2
Mid East, N Africa, Pak	440	758.1	323.4	343.9	415.4	436.6	521.4	483.0	128.0	147.7	103.5	94.3	120.3
Afghanistan, I.R. of	512	1.3	r 0.2	r 1.6	r 0.2	r 0.3	r 0.2	0.2	r 0.1	r 0.0	r 0.0	r 0.1	r 0.0
Algeria	612	26.4	r 3.1	r 14.2	r 11.3	r 26.3	r 22.7	13.8	r 0.1	r 4.7	r 0.4	r 0.0	r 0.2
Bahrain, Kingdom of	419	7.6	r 1.5	r 1.2	r 1.7	r 3.1	r 3.9	10.4	r 13.5	r 11.5	r 12.6	r 4.8	r 4.1
Djibouti	611	0.8	r 0.4	r 0.0	r 0.0	r 0.0	r 0.0	r 0.0	r 0.0	r 0.0	r 0.0
Egypt	469	163.0	r 77.8	r 57.6	r 134.5	r 73.7	r 102.6	24.9	r 5.3	r 11.1	r 8.3	r 8.0	r 7.7
Iran, I.R. of	429	18.5	r 2.5	r 4.0	r 3.7	r 7.5	r 4.3	5.3	r 0.7	r 1.4	r 1.5	r 2.9	r 1.6
Iraq	433	2.5	r 14.1	r 0.5	r 3.0	r 9.4	r 6.4	0.0	r 0.0	r 0.0	r 0.0	r 0.0
Jordan	439	16.9	r 2.3	r 2.2	r 15.5	r 26.1	r 40.4	5.6	r 1.2	r 1.1	r 1.1	r 1.0	r 0.7
Kuwait	443	37.0	r 10.7	r 4.4	r 4.9	r 4.3	r 3.8	0.6	r 0.8	r 0.5	r 0.4	r 0.8	r 0.2
Lebanon	446	9.9	r 2.1	r 1.9	r 2.2	r 5.8	r 4.3	1.5	r 0.6	r 0.4	r 0.5	r 0.6	r 0.4
Libya	672	0.4	r 0.1	r 0.1	r 0.1	r 0.1	r 0.1	28.7	r 11.1	r 3.0
Mauritania	682	3.5	r 0.9	r 0.4	r 0.4	r 0.9	r 1.2	29.2	r 4.7	r 2.6	r 2.6	r 6.6	r 6.3
Morocco	686	35.7	r 34.6	r 35.9	r 36.4	r 39.0	r 54.6	133.2	r 44.9	r 35.1	r 23.4	r 22.0	r 37.5
Oman	449	9.9	r 45.0	r 61.9	r 40.1	r 4.1	r 63.4	0.6	r 0.1	r 0.2	r 0.1	r 0.1	r 0.4
Pakistan	564	10.7	r 4.7	r 4.4	r 4.6	r 5.2	r 7.4	81.5	r 22.8	r 21.9	r 25.6	r 23.6	r 24.5
Qatar	453	25.8	r 6.2	r 7.5	r 17.9	r 10.1	r 8.9	12.2	r 2.3	r 1.8	r 1.3	r 1.1	r 1.4
Saudi Arabia	456	125.6	r 21.0	r 34.0	r 47.9	r 32.1	r 21.6	24.1	r 9.6	r 12.4	r 5.4	r 7.7	r 9.2
Somalia	726	0.5	r 0.0	r 0.1	r 6.1	r 0.1	r 0.1	0.0	r 0.0	r 0.0	r 0.0	r 0.0	r 0.0
Sudan	732	1.9	r 0.1	r 1.6	r 0.3	r 0.1	r 26.2	0.1	r 0.0	r 0.0	r 0.1	r 0.0	r 0.0
Syrian Arab Republic	463	0.4	r 0.1	r 0.0	r 0.1	r 0.2	r 0.4	0.2	r 0.0	r 0.1	r 0.1	r 0.1	r 0.2

Norway (142)

In Millions of U.S. Dollars

		Exports (FOB)						Imports (CIF)					
		2016	2017Q1	2017Q2	2017Q3	2017Q4	2018Q1	2016	2017Q1	2017Q2	2017Q3	2017Q4	2018Q1
Tunisia	744	14.3	r 0.6	r 1.2	r 2.8	r 0.6	r 0.5	37.5	r 11.6	r 7.9	r 10.3	r 10.4	r 19.9
United Arab Emirates	466	245.3	r 95.6	r 109.1	r 81.6	r 187.8	r 148.3	73.4	r 9.5	r 23.8	r 6.9	r 4.5	r 5.6
West Bank and Gaza	487	0.1	0.1	r 0.0	r 0.1	r 0.0
Yemen, Republic of	474	0.0	r 0.0	r 0.0	r 0.1	r 0.0	r 0.0	0.0	r 0.0	r 0.0	r 0.0	r 0.0	r 0.0
Sub-Saharan Africa	603	1,795.9	232.3	259.1	222.9	276.5	509.5	650.2	125.3	143.5	216.0	203.4	208.4
Angola	614	464.5	r 65.8	r 45.4	r 28.0	r 28.6	r 8.4	51.5	r 0.5	r 1.7	r 0.6	r 27.9	r 14.3
Benin	638	10.9	r 0.7	r 0.7	r 0.3	r 0.9	r 0.7	0.0
Botswana	616	0.1	136.2	r 2.7	r 4.7	r 8.5	r 4.8	r 3.2
Burkina Faso	748	0.2	r 0.3	r 0.0	r 0.1	r 0.0	r 0.2	0.1	r 0.1	r 0.1	r 0.0	r 0.0	r 0.0
Burundi	618	0.2	r 0.1	r 0.0	r 0.0	r 0.0	r 0.0	0.1	r 0.0	r 0.0	r 0.0	r 0.0	r 0.0
Cabo Verde	624	0.1	r 0.0	r 0.0	r 0.0	r 0.0	r 0.2	0.0	r 0.0
Cameroon	622	6.1	r 0.4	r 0.6	r 1.8	r 3.8	r 66.8	0.1	r 0.1	r 0.1	r 0.2	r 0.0	r 0.0
Central African Rep.	626	0.1	r 0.0	r 0.0	r 0.0	0.0	r 0.0
Chad	628	0.1	r 0.0	r 0.0	r 0.0	r 0.1	0.0	r 0.0	r 0.0	r 0.0	r 0.0
Comoros	632	0.6	0.1	r 0.0	r 0.0	r 0.0	r 0.0	r 0.0
Congo, Dem. Rep. of	636	9.5	r 3.0	r 2.0	r 2.7	0.1	r 0.0	r 0.0	r 0.0
Congo, Republic of	634	309.5	r 34.0	r 30.9	r 33.6	r 19.7	r 8.2	8.0	r 0.1	r 0.1	r 2.3	r 1.8	r 5.2
Côte d'Ivoire	662	7.1	r 2.9	r 4.3	r 1.4	r 2.5	r 2.1	5.5	r 1.9	r 3.2	r 0.9	r 1.5	r 0.9
Equatorial Guinea	642	7.4	r 0.3	r 1.8	r 0.4	r 1.2	r 0.6	0.1	r 0.0	r 0.0	r 0.0	r 0.2
Eritrea	643	0.1	r 0.0	r 0.0	r 0.0	r 0.0	r 0.1	0.0	r 0.0	r 0.0	r 0.0	r 0.0	r 0.0
Ethiopia	644	2.5	r 0.3	r 0.7	r 0.7	r 0.7	r 0.4	18.9	r 4.1	r 4.2	r 4.0	r 3.9	r 2.8
Gabon	646	6.3	r 2.2	r 1.8	r 1.4	r 1.5	r 1.2	68.1	r 25.5	r 35.4	r 34.7	r 42.9	r 48.8
Gambia, The	648	0.4	r 0.1	r 0.1	r 0.2	r 0.2	r 0.2	0.0	r 0.0	r 0.0	r 0.0
Ghana	652	46.9	r 16.0	r 4.0	r 19.2	r 24.1	r 52.3	4.9	r 0.8	r 0.6	r 0.1	r 4.2	r 0.6
Guinea	656	0.8	r 0.2	r 0.6	r 0.1	r 0.1	r 0.4	0.0	r 0.0	r 0.0
Kenya	664	14.6	r 3.6	r 2.7	r 4.4	r 73.1	r 3.1	53.7	r 16.7	r 17.3	r 13.2	r 14.5	r 15.3
Liberia	668	23.1	r 0.1	r 15.1	r 3.4	r 0.0	r 0.1	0.0	r 0.0	r 0.0	r 0.0	r 0.0
Madagascar	674	0.1	r 0.0	r 0.0	r 0.0	r 0.1	r 0.0	2.4	r 0.7	r 0.7	r 0.8	r 1.7	r 1.2
Malawi	676	0.5	r 0.0	r 0.0	r 0.0	r 0.0	r 0.0	0.2	r 0.1	r 0.0	r 0.1	r 0.1	r 0.0
Mali	678	0.3	r 0.4	r 0.1	r 0.4	r 0.2	r 0.8	0.2	r 0.1	r 0.1	r 0.0	r 0.0	r 0.0
Mauritius	684	3.5	r 0.6	r 1.0	r 1.3	r 9.2	r 1.0	2.1	r 0.5	r 0.3	r 0.5	r 0.4	r 0.5
Mozambique	688	5.0	r 0.4	r 0.3	r 0.1	r 0.2	r 1.0	1.2	r 0.2	r 0.4	r 0.7	r 1.6	r 2.1
Namibia	728	141.4	r 0.5	r 1.0	r 0.7	r 1.5	r 2.0	27.2	r 2.4	r 4.4	r 8.7	r 7.0	r 2.8
Nigeria	694	460.0	r 21.2	r 108.1	r 64.7	r 49.2	r 141.7	19.5	r 1.4	r 0.9	r 48.6	r 0.2	r 0.2
Rwanda	714	0.6	r 0.0	r 0.0	r 0.1	r 0.0	r 0.0	0.3	r 0.0	r 0.0	r 0.0	r 0.1	r 0.3
São Tomé & Príncipe	716	0.0	r 0.0	r 0.0	r 0.0	r 0.5	r 0.0
Senegal	722	2.4	r 0.4	r 0.6	r 4.7	r 0.2	r 0.3	18.1	r 5.9	r 13.6	r 14.5	r 13.2	r 11.3
Seychelles	718	1.1	r 0.0	r 0.4	r 0.2	r 0.4	r 1.3	0.0	r 0.0	r 0.1	r 0.0	r 0.0
Sierra Leone	724	0.3	r 0.1	r 0.1	r 0.1	r 0.0	r 0.0
South Africa	199	176.5	r 17.7	r 14.8	r 20.5	r 28.3	r 44.6	221.8	r 59.3	r 52.8	r 74.6	r 76.4	r 97.4
South Sudan, Rep. of	733	0.2	r 0.0	r 0.0	r 0.0	0.0	r 0.0	r 0.0	r 0.0
Swaziland	734	0.0	r 0.0	r 0.0	4.2	r 0.8	r 0.9	r 1.1	r 0.0	r 0.0
Tanzania	738	5.4	r 0.6	r 1.6	r 0.6	r 2.4	r 0.5	1.5	r 0.7	r 0.5	r 0.6	r 0.4	r 0.4
Togo	742	80.0	r 62.2	r 20.4	r 29.6	r 22.5	r 166.4	0.0	r 0.0	r 0.0	r 0.0	r 0.0	r 0.0
Uganda	746	4.8	r 0.4	r 0.3	r 0.2	r 1.0	r 1.6	1.7	r 0.4	r 0.3	r 0.7	r 0.4	r 0.3
Zambia	754	2.2	r 1.1	r 1.4	r 1.5	r 2.2	r 0.3	0.5	r 0.5	r 0.2	r 0.0	r 0.0	r 0.1
Zimbabwe	698	0.4	r 0.1	r 0.1	r 0.1	r 0.1	r 0.0	1.7	r 0.1	r 0.7	r 0.5	r 0.2	r 0.2
Western Hemisphere	205	1,190.9	286.0	294.0	218.4	252.3	243.3	2,049.9	492.8	556.3	552.1	556.7	475.5
Antigua and Barbuda	311	0.2	r 0.1	r 0.0	r 0.8	r 0.0	0.0	r 0.0	r 0.0
Argentina	213	78.6	r 5.3	r 8.3	r 13.6	r 11.5	r 5.0	25.8	r 6.7	r 11.0	r 6.9	r 5.1	r 6.0
Aruba	314	0.4	r 0.1	r 0.0	r 0.0	r 0.1	r 0.1	0.0	r 0.0	r 0.0	r 0.0
Bahamas, The	313	85.4	r 88.2	r 33.5	r 0.5	r 0.4	r 1.0	0.8	r 0.1	r 0.1	r 0.1	r 0.2	r 0.1
Barbados	316	0.8	r 0.4	r 0.3	r 0.3	r 0.3	r 0.5	0.1	r 0.1	r 0.0	r 0.1	r 0.1	r 0.2
Belize	339	0.1	r 0.0	r 0.1	r 0.3	r 0.1	r 0.0	0.1	r 0.1	r 0.0	r 0.0	r 0.0
Bermuda	319	46.6	r 0.4	r 0.2	r 0.1	r 0.5	r 0.1	18.1	r 0.0	r 0.0	r 0.0	r 0.0	r 0.0
Bolivia	218	6.1	r 2.0	r 0.9	r 1.6	r 1.7	r 1.1	2.4	r 0.3	r 0.2	r 0.6	r 0.7	r 0.4
Brazil	223	492.2	r 100.4	r 110.8	r 109.5	r 148.9	r 113.2	1,086.8	r 271.5	r 290.8	r 312.2	r 325.8	r 259.4
Chile	228	135.0	r 18.2	r 21.5	r 17.7	r 20.7	r 26.6	134.7	r 32.3	r 27.4	r 23.6	r 31.2	r 27.9
Colombia	233	23.8	r 9.6	r 10.6	r 2.4	r 6.6	r 5.7	121.7	r 35.3	r 40.0	r 36.1	r 36.4	r 41.2
Costa Rica	238	10.6	r 1.7	r 2.5	r 0.8	r 0.9	r 4.5	47.5	r 14.7	r 15.1	r 12.6	r 12.3	r 11.5

Norway (142)

In Millions of U.S. Dollars

		Exports (FOB)						Imports (CIF)					
		2016	2017Q1	2017Q2	2017Q3	2017Q4	2018Q1	2016	2017Q1	2017Q2	2017Q3	2017Q4	2018Q1
Curacao	354	0.7	r 0.3	r 0.3	r 0.1	r 0.8	r 0.1	0.3	r 0.0	r 0.3	r 0.0	r 0.0
Dominica	321	0.0	r 0.0	r 0.2	r 0.0	r 0.2	0.0	r 0.0	r 0.0	r 0.0	r 0.0	r 0.0
Dominican Republic	243	55.3	r 12.3	r 13.4	r 10.2	r 10.5	r 15.1	15.3	r 2.4	r 2.8	r 4.4	r 3.8	r 2.7
Ecuador	248	3.3	r 1.7	r 2.4	r 1.7	r 3.0	r 1.1	35.5	r 6.9	r 7.5	r 6.0	r 7.1	r 7.9
El Salvador	253	1.2	r 0.1	r 0.1	r 0.1	r 0.2	r 0.0	1.4	r 5.1	r 1.7	r 0.7	r 0.5	r 0.3
Greenland	326	19.1	r 0.3	r 0.2	r 0.5	r 0.3	r 0.4	26.4	r 6.5	r 9.8	r 6.0	r 2.9	r 9.4
Grenada	328	0.3	r 0.1	r 0.1	r 0.0	r 0.1	r 0.1	0.1	r 0.0	r 0.1	r 0.0	r 0.0	r 0.0
Guatemala	258	13.0	r 5.5	r 5.7	r 1.3	r 1.9	r 9.7	17.7	r 7.7	r 7.5	r 4.8	r 3.4	r 4.8
Guyana	336	1.1	r 0.0	r 0.7	r 2.3	r 0.1	r 0.1	0.0	r 0.0	r 0.0	r 0.0	r 0.0	r 0.0
Haiti	263	2.3	r 1.0	r 0.8	r 0.4	r 0.7	r 0.7	0.1	r 0.0	r 0.0	r 0.0	r 0.0	r 0.0
Honduras	268	1.5	r 0.5	r 0.5	r 0.5	r 0.7	r 0.9	3.7	r 2.6	r 2.3	r 1.0	r 0.4	r 1.5
Jamaica	343	19.4	r 4.5	r 4.8	r 5.8	r 4.8	r 4.2	0.5	r 0.1	r 0.1	r 0.1	r 0.1	r 0.1
Mexico	273	128.3	r 23.9	r 32.6	r 35.3	r 23.3	r 35.6	203.9	r 58.6	r 55.4	r 55.3	r 57.8	r 73.8
Nicaragua	278	9.6	r 0.4	r 0.3	r 0.9	r 0.3	r 0.3	2.7	r 0.5	r 0.8	r 1.0	r 0.1	r 0.7
Panama	283	13.8	r 2.4	r 31.8	r 1.1	r 2.4	r 2.1	23.0	r 0.7	r 29.8	r 4.1	r 4.4	r 0.8
Paraguay	288	2.0	r 0.5	r 0.9	r 0.2	r 1.0	r 0.2	0.4	r 0.0	r 0.0	r 0.1	r 0.3	r 0.1
Peru	293	12.4	r 2.2	r 3.6	r 3.9	r 3.7	r 7.4	227.4	r 32.3	r 34.6	r 62.9	r 54.1	r 19.0
St. Kitts and Nevis	361	r 2.9	r 0.0	r 0.0	0.0	r 0.0
St. Vincent & Grens.	364	0.0	r 0.0	r 0.5	r 1.9	r 0.5	r 0.0	0.0	r 0.0	r 0.0
Suriname	366	0.1	r 0.0	r 0.0	r 0.1	r 0.0	0.2	r 0.0	r 0.0	r 0.0	r 0.1	r 0.0
Trinidad and Tobago	369	9.9	r 0.9	r 0.8	r 2.1	r 1.6	r 2.3	6.9	r 0.2	r 0.1	r 0.1	r 0.3	r 0.4
Uruguay	298	14.0	r 2.4	r 2.4	r 2.4	r 2.3	r 4.4	46.1	r 7.9	r 12.0	r 12.2	r 9.4	r 7.5
Venezuela, Rep. Bol.	299	2.7	r 0.1	r 0.2	r 0.1	r 0.2	r 0.1	0.2	r 0.0	r 6.6	r 0.7	r 0.2	r 0.0
Western Hem. n.s.	399	0.9	r 0.2	r 0.1	r 0.3	r 1.3	r 0.3	0.0	r 0.1	r 0.1	r 0.0	r 0.0
Other Countries n.i.e	910	0.7	0.2	0.2	0.2	0.1	0.1	2.1	0.6	0.5	0.5	0.6	0.5
Cuba	928	0.7	r 0.2	r 0.2	r 0.2	r 0.1	r 0.1	2.1	r 0.6	r 0.5	r 0.5	r 0.6	r 0.5
Countries & Areas n.s.	898	1.0	r 0.0
Memorandum Items													
Africa	605	1,878.8	272.0	312.6	280.2	343.5	614.9	863.8	186.6	193.8	252.7	242.4	272.5
Middle East	405	663.0	278.9	284.4	353.3	364.1	408.4	187.7	43.7	75.5	41.1	31.6	31.6
European Union	998	70,101.4	21,161.2	18,615.1	19,159.0	22,157.3	24,175.2	45,294.5	11,427.7	11,926.3	11,852.5	12,955.7	13,150.0
Export earnings: fuel	080	2,356.3	414.6	582.7	473.7	486.4	538.0	1,665.7	446.6	547.5	560.1	606.3	629.7
Export earnings: nonfuel	092	86,958.2	25,175.3	22,614.1	23,641.3	26,872.8	29,244.4	71,628.3	16,902.4	18,004.5	19,037.7	22,396.8	21,053.9

Oman (449)

In Millions of U.S. Dollars

		Exports (FOB)						Imports (CIF)					
		2016	2017Q1	2017Q2	2017Q3	2017Q4	2018Q1	2016	2017Q1	2017Q2	2017Q3	2017Q4	2018Q1
IFS World	
World	001	26,775.7	6,379.1	6,830.7	6,937.6	7,895.4	9,141.8	23,110.8	6,573.1	5,737.8	6,325.2	7,825.3	6,935.3
Advanced Economies	110	5,574.6	678.8	621.5	688.2	770.8	902.9	5,395.1	1,042.9	1,088.6	1,202.3	1,492.6	1,288.6
Euro Area	163	421.2	86.1	76.5	65.8	65.4	79.0	1,654.9	381.2	423.0	501.5	639.1	548.9
Austria	122	0.6	r 0.1	r 0.1	r 0.1	r 0.1	r 0.1	10.4	r 1.8	r 2.7	r 3.7	r 4.9	r 4.2
Belgium	124	32.0	r 1.3	r 2.0	r 2.2	r 2.5	r 2.9	374.5	r 25.4	r 39.2	r 58.0	r 79.0	r 66.6
Cyprus	423	0.4	r 0.2	r 0.3	r 0.4	r 0.4	r 0.5	2.3	r 1.4	r 1.9	r 1.9	r 2.3	r 2.3
Estonia	939	0.0	r 0.0	r 0.0	r 0.0	r 0.0	r 0.0	10.7	r 0.5	r 0.6	r 0.6	r 0.7	r 0.6
Finland	172	0.2	r 0.0	r 0.1	r 0.1	r 0.1	r 0.1	9.3	r 1.9	r 2.5	r 2.7	r 3.4	r 2.9
France	132	124.9	r 3.0	r 5.8	r 6.6	r 7.5	r 8.7	184.3	r 60.2	r 44.2	r 63.9	r 86.0	r 71.7
Germany	134	35.1	r 8.9	r 12.5	r 12.5	r 13.3	r 15.8	509.3	r 125.5	r 100.6	r 75.9	r 77.3	r 70.4
Greece	174	3.8	r 0.1	r 0.2	r 0.2	r 0.3	r 0.3	7.4	r 1.6	r 2.0	r 2.1	r 2.5	r 2.2
Ireland	178	0.6	r 0.0	r 0.0	r 0.0	r 0.1	r 0.1	19.4	r 4.6	r 5.8	r 7.4	r 9.7	r 8.3
Italy	136	61.0	r 3.8	r 7.3	r 11.4	r 14.3	r 16.3	293.8	r 80.4	r 95.6	r 117.8	r 152.3	r 130.4
Latvia	941	r 0.1	1.1	r 1.7	r 3.8	r 3.9	r 4.6	r 5.0
Lithuania	946	0.2	r 0.0	r 0.0	r 0.0	r 0.0	r 0.0	0.3	r 0.3	r 0.4	r 0.4	r 0.5	r 0.5
Luxembourg	137	4.4	r 0.0	1.1	r 0.2	r 0.2	r 0.2	r 0.2	r 0.2
Malta	181	0.1	r 0.0	r 0.0	r 0.0	r 0.0	r 0.0	0.8	r 0.3	r 0.1	r 0.1	r 0.1	r 0.1
Netherlands	138	141.6	r 50.9	r 40.0	r 23.0	r 16.3	r 22.2	132.6	r 45.6	r 87.6	r 125.8	r 170.4	r 144.4
Portugal	182	0.7	r 0.5	r 0.5	r 0.6	r 0.6	r 0.7	2.8	r 1.0	r 0.8	r 1.1	r 1.4	r 1.2
Slovak Republic	936	0.0	r 0.0	r 0.0	r 0.0	r 0.0	r 0.0	1.6	r 1.5	r 0.3	r 0.4	r 0.4	r 0.4
Slovenia	961	r 1.6	r 0.0	r 0.0	r 0.0	r 0.0	4.1	r 2.8	r 1.7	r 2.3	r 3.1	r 2.6
Spain	184	15.5	r 15.5	r 7.7	r 8.7	r 9.9	r 11.2	89.0	r 24.4	r 33.1	r 33.4	r 40.0	r 34.9
Australia	193	28.3	r 8.4	r 12.8	r 14.5	r 16.4	r 19.2	191.7	r 62.5	r 55.4	r 51.0	r 58.4	r 51.5
Canada	156	5.9	r 0.6	r 0.5	r 0.4	r 0.4	r 0.5	52.4	r 18.2	r 19.7	r 12.3	r 10.6	r 10.0
China,P.R.: Hong Kong	532	113.4	r 26.0	r 21.7	r 20.3	r 21.0	r 25.2	34.1	r 7.5	r 9.7	r 12.9	r 17.0	r 14.4
Czech Republic	935	1.9	r 0.2	r 0.6	r 0.6	r 0.7	r 0.9	27.4	r 7.4	r 1.3	r 1.4	r 1.7	r 1.4
Denmark	128	0.9	r 0.2	r 0.1	r 0.1	r 0.2	r 0.2	34.3	r 6.0	r 8.5	r 12.9	r 17.8	r 14.9
Iceland	176	0.0	0.0	r 0.1	r 0.0	r 0.0	r 0.0	r 0.0
Japan	158	1,023.0	r 12.2	r 13.4	r 15.2	r 17.3	r 20.2	1,045.4	r 139.4	r 92.2	r 58.1	r 51.2	r 49.0
Korea, Republic of	542	1,952.3	r 34.8	r 25.2	r 28.6	r 32.4	r 37.9	307.8	r 129.1	r 77.2	r 87.1	r 108.9	r 93.6
New Zealand	196	15.6	r 2.6	r 1.2	r 1.4	r 1.5	r 1.7	5.9	r 3.1	r 2.1	r 2.7	r 3.5	r 3.0
Norway	142	0.1	r 0.0	r 0.0	r 0.0	r 0.0	r 0.1	6.5	r 1.8	r 3.2	r 5.9	r 8.3	r 6.8
Singapore	576	313.9	r 41.9	r 16.8	r 20.8	r 24.2	r 27.9	364.4	r 40.9	r 36.7	r 47.9	r 62.9	r 53.3
Sweden	144	0.5	r 0.1	r 0.2	r 0.2	r 0.3	r 0.3	44.8	r 9.7	r 4.0	r 2.4	r 2.0	r 2.0
Switzerland	146	2.2	r 0.4	r 1.0	r 1.2	r 1.3	r 1.5	110.6	r 25.0	r 35.6	r 48.2	r 64.2	r 54.5
Taiwan Prov.of China	528	864.9	r 347.7	r 357.6	r 406.2	r 459.8	r 537.9	39.5	r 6.8	r 6.1	r 6.2	r 7.5	r 6.5
United Kingdom	112	38.6	r 20.6	r 17.5	r 33.0	r 42.7	r 47.4	389.8	r 91.5	r 92.3	r 125.1	r 166.3	r 140.7
United States	111	791.8	r 97.1	r 76.3	r 79.7	r 87.2	r 103.0	1,085.4	r 112.8	r 221.6	r 226.8	r 273.3	r 237.9
Emerg. & Dev. Economies	200	20,715.4	5,502.5	5,985.6	5,995.5	6,837.3	7,902.8	17,715.6	4,553.8	4,014.6	4,433.6	5,503.3	4,756.5
Emerg. & Dev. Asia	505	12,734.3	3,529.0	3,987.0	3,798.2	4,385.6	5,042.9	2,878.1	701.8	727.0	927.1	1,208.5	1,029.2
American Samoa	859	23.6
Bangladesh	513	50.5	r 25.7	r 20.8	r 20.6	r 22.0	r 26.2	2.3	r 0.4	r 0.8	r 1.3	r 1.7	r 1.5
Brunei Darussalam	516	0.2	r 0.1	r 0.1	r 0.1	r 0.1	r 0.1	0.1	r 0.0	r 0.0	r 0.0	r 0.0	r 0.0
Cambodia	522	0.1	r 0.0	r 0.0	r 0.0	r 0.0	r 0.0	0.2	r 0.5	r 0.3	r 0.3	r 0.4	r 0.4
China,P.R.: Mainland	924	11,185.5	r 3,091.0	r 3,641.2	r 3,404.2	r 3,939.3	r 4,520.9	1,184.4	r 282.1	r 318.1	r 415.1	r 546.0	r 463.9
Fiji	819	0.5	r 0.0	r 0.0	r 0.0	r 0.0	r 0.0
India	534	911.7	r 294.6	r 187.4	r 212.8	r 240.9	r 281.8	1,155.6	r 266.4	r 266.0	r 357.8	r 474.4	r 401.3
Indonesia	536	39.2	r 20.6	r 41.2	r 46.8	r 53.0	r 62.0	120.3	r 41.8	r 33.7	r 32.2	r 37.6	r 33.0
Malaysia	548	265.2	r 59.9	r 48.0	r 54.6	r 61.8	r 72.2	161.8	r 47.4	r 38.3	r 37.1	r 43.6	r 38.2
Maldives	556	11.0	r 2.7	r 2.0	r 2.2	r 2.5	r 2.9	0.0	r 0.0	r 0.0	r 0.0	r 0.0	r 0.0
Myanmar	518	11.5	r 1.5	r 3.5	r 3.9	r 4.4	r 5.2	1.7	r 0.4	r 0.3	r 0.4	r 0.4	r 0.4
Nepal	558	0.2	r 0.0	r 0.0	r 0.0	r 0.0	r 0.0	0.0	r 0.1
Papua New Guinea	853	0.2	r 0.6
Philippines	566	28.1	r 1.2	r 3.4	r 3.9	r 4.4	r 5.2	4.9	r 1.0	r 2.9	r 5.3	r 7.6	r 6.3
Sri Lanka	524	33.2	r 13.7	r 13.3	r 15.1	r 17.1	r 20.0	18.5	r 3.6	r 3.9	r 3.6	r 4.2	r 3.7
Thailand	578	54.4	r 5.4	r 8.8	r 14.1	r 17.8	r 20.2	184.1	r 41.4	r 38.5	r 44.2	r 55.8	r 48.0
Vietnam	582	119.1	r 11.8	r 17.3	r 19.6	r 22.2	r 26.0	44.2	r 8.3	r 15.7	r 21.3	r 28.4	r 24.2
Asia n.s.	598	r 8.3	r 8.3	r 8.3	r 8.3	r 8.3

Oman (449)

In Millions of U.S. Dollars

		Exports (FOB)						Imports (CIF)					
		2016	2017Q1	2017Q2	2017Q3	2017Q4	2018Q1	2016	2017Q1	2017Q2	2017Q3	2017Q4	2018Q1
Europe	170	96.5	21.6	20.5	24.9	28.4	32.1	325.1	100.8	69.6	74.4	91.2	84.0
Emerg. & Dev. Europe	903	92.6	20.4	18.7	22.9	26.1	29.4	165.8	78.5	42.7	46.9	58.1	55.2
Bosnia and Herzegovina	963	0.0	r 0.0	r 0.0	r 0.0	r 0.0	r 0.0	0.1	r 0.2	r 0.0	r 0.0	r 0.0	r 0.0
Bulgaria	918	0.0	r 0.0	r 0.0	r 0.0	r 0.0	r 0.0	4.1	r 2.5	r 0.6	r 0.6	r 0.8	r 0.8
Croatia	960	0.2	r 0.1	r 0.1	r 0.1	r 0.1	r 0.1	0.7	r 7.6	r 0.1	r 0.1	r 0.1	r 0.1
Gibraltar	823	r 2.0	r 3.9	r 4.7	r 4.4
Hungary	944	0.9	r 2.6	r 0.4	r 0.5	r 0.6	r 0.7	7.4	r 4.5	r 1.7	r 1.8	r 2.1	r 1.9
Poland	964	2.5	r 2.2	r 1.1	r 1.2	r 1.4	r 1.5	21.4	r 35.7	r 21.8	r 22.3	r 26.9	r 28.3
Romania	968	47.6	r 0.4	r 0.7	r 0.8	r 0.9	r 1.0	19.9	r 2.5	r 2.5	r 3.7	r 5.0	r 4.2
Turkey	186	41.4	r 15.1	r 14.4	r 16.3	r 18.5	r 21.6	112.1	r 25.5	r 15.9	r 18.3	r 23.1	r 19.8
CIS	901	3.9	1.3	1.8	2.0	2.3	2.7	159.3	22.3	26.8	27.5	33.1	28.8
Azerbaijan, Rep. of	912	0.2	r 0.0	r 0.0
Georgia	915	0.1	r 0.0	r 0.0	r 0.1	r 0.1	r 0.1	0.1	r 0.0	r 0.0	r 0.0	r 0.0	r 0.0
Kazakhstan	916	0.1	r 0.0	r 0.0	r 0.0	r 0.0	r 0.0	0.0	r 0.0	r 0.0	r 0.0	r 0.0	r 0.0
Russian Federation	922	2.8	r 0.7	r 0.9	r 1.1	r 1.2	r 1.4	105.8	r 19.8	r 21.1	r 21.6	r 26.0	r 22.6
Turkmenistan	925	0.1
Ukraine	926	0.7	r 0.4	r 0.8	r 0.9	r 1.0	r 1.2	53.2	r 2.4	r 5.7	r 5.9	r 7.1	r 6.2
Mid East, N Africa, Pak	440	7,110.7	1,747.5	1,776.6	1,946.3	2,168.6	2,538.1	14,007.0	3,455.4	2,957.1	3,226.4	3,988.6	3,447.3
Algeria	612	15.2	r 0.6	r 1.1	r 1.3	r 1.5	r 1.7	0.0	r 0.1	r 0.1	r 0.1	r 0.1	r 0.1
Bahrain, Kingdom of	419	71.4	r 23.4	r 26.4	r 26.6	r 28.6	r 33.8	163.1	r 87.3	r 77.2	r 64.9	r 70.8	r 63.3
Djibouti	611	47.7	r 3.8	r 13.3	r 28.1	r 37.3	r 41.7	1.0	r 0.3	r 0.3	r 0.3	r 0.3	r 0.3
Egypt	469	58.7	r 26.8	r 19.8	r 22.4	r 25.4	r 28.2	124.9	r 13.0	r 14.7	r 17.4	r 22.1	r 19.0
Iran, I.R. of	429	267.5	r 134.0	r 159.4	r 138.0	r 137.1	r 165.2	642.3	r 73.0	r 94.4	r 141.2	r 192.6	r 161.4
Iraq	433	765.7	r 23.1	r 27.8	r 48.2	r 61.6	r 69.5	47.0	r 260.8
Jordan	439	34.0	r 6.6	r 7.3	r 6.8	r 7.0	r 8.4	50.1	r 6.6	r 8.7	r 13.6	r 18.8	r 15.7
Kuwait	443	269.2	r 117.7	r 65.6	r 67.3	r 73.2	r 86.9	60.9	r 14.5	r 3.8	r 4.1	r 5.1	r 4.4
Lebanon	446	19.1	r 2.0	r 5.7	r 11.1	r 14.6	r 16.5	12.7	r 1.7	r 3.6	r 6.2	r 8.8	r 7.3
Libya	672	10.7	r 1.9	r 2.1	r 2.4	r 2.7	r 3.2	r 0.0	r 0.0	r 0.0	r 0.0	r 0.0
Mauritania	682	1.1	r 0.6	0.0	r 0.0	r 0.0	r 0.0	r 0.0	r 0.0
Morocco	686	13.8	r 7.3	r 1.6	r 1.9	r 2.1	r 2.5	2.5	r 0.9	r 0.4	r 0.5	r 0.5	r 0.5
Pakistan	564	331.5	r 98.7	r 102.9	r 134.4	r 159.6	r 184.3	91.9	r 23.7	r 24.0	r 26.0	r 32.0	r 27.7
Qatar	453	252.6	r 74.6	r 220.8	r 449.5	r 594.6	r 668.2	223.9	r 14.7	r 58.5	r 105.2	r 150.1	r 125.0
Saudi Arabia	456	1,070.5	r 293.2	r 316.7	r 335.3	r 368.8	r 434.8	832.0	r 158.5	r 211.7	r 236.3	r 295.0	r 254.8
Somalia	726	176.7	r 65.9	r 69.2	r 78.6	r 88.9	r 104.0	151.1	r 36.4	r 28.7	r 32.4	r 40.5	r 34.9
Sudan	732	14.7	r 3.4	r 2.7	r 2.1	r 1.9	r 2.3	0.6	r 0.4	r 0.2	r 0.2	r 0.2	r 0.2
Syrian Arab Republic	463	10.8	r 2.7	r 1.4	r 1.1	r 1.0	r 1.2	2.6	r 0.9	r 0.5	r 0.5	r 0.6	r 0.6
Tunisia	744	4.0	r 0.4	r 0.6	r 0.7	r 0.8	r 0.9	0.8	r 0.4	r 0.4	r 0.4	r 0.4	r 0.5
United Arab Emirates	466	3,055.8	r 780.2	r 651.0	r 446.6	r 377.6	r 479.3	11,296.0	r 2,597.5	r 2,270.6	r 2,431.1	r 2,983.5	r 2,584.4
West Bank and Gaza	487	1.2	r 3.6	r 0.3	r 0.4	r 0.4	r 0.5	0.0	r 0.1
Yemen, Republic of	474	618.8	r 77.0	r 80.8	r 143.7	r 183.9	r 205.1	303.5	r 164.7	r 159.3	r 146.2	r 167.1	r 147.3
Sub-Saharan Africa	603	554.0	109.3	146.1	163.2	183.4	206.7	54.2	15.9	19.9	24.5	31.6	29.5
Angola	614	5.1	r 4.5	r 3.1	r 1.2	r 0.4	r 0.8
Benin	638	0.1	r 0.9	r 2.6	r 3.0	r 3.3	r 3.9	0.0	r 0.0	r 0.0	r 0.0	r 0.0	r 0.0
Botswana	616	0.3	r 0.3
Cameroon	622	1.5	r 1.4	r 0.3	r 0.3	r 0.3	r 0.4	r 0.0	r 0.0	r 0.0	r 0.0	r 0.0
Chad	628	0.1	r 0.0	r 0.0	r 0.0	r 0.0	r 0.0
Comoros	632	0.5	r 0.2	r 0.2	r 0.1	r 0.1	r 0.1	r 0.0	r 0.0	r 0.0	r 0.0	r 0.0
Congo, Dem. Rep. of	636	0.4	r 0.5	r 0.2	r 0.2	r 0.2	r 0.2
Congo, Republic of	634	1.2	r 0.1	r 0.1	r 0.2	r 0.2	r 0.2	0.2	r 0.0	r 0.0	r 0.0	r 0.0	r 0.0
Côte d'Ivoire	662	0.7	r 0.2	r 0.1	r 0.2	r 0.2	r 0.2	r 0.0	r 0.0	r 0.0	r 0.0	r 0.0
Eritrea	643	0.0	r 0.5	r 1.4	r 1.5	r 1.7	r 1.9
Ethiopia	644	0.3	r 3.7	r 0.3	r 0.3	r 0.3	r 0.4	0.6	r 0.2	r 0.2	r 0.2	r 0.2	r 0.2
Gambia, The	648	0.1	r 0.0	r 0.1	r 0.1	r 0.1	r 0.1	r 0.1	r 0.1	r 0.1	r 0.1	r 0.1
Ghana	652	1.5	r 1.2	r 0.4	r 0.4	r 0.5	r 0.6	0.0	r 0.1	r 0.1	r 0.1	r 0.1	r 0.1
Guinea	656	0.1	r 0.0	r 0.1	r 0.1	r 0.1	r 0.1	0.0	r 0.0	r 0.0	r 0.0	r 0.0	r 0.0
Guinea-Bissau	654	0.0	r 0.1
Kenya	664	94.6	r 11.4	r 17.8	r 20.2	r 22.8	r 26.7	14.5	r 2.7	r 4.5	r 6.9	r 9.4	r 7.9
Liberia	668	0.8	r 0.3	r 0.4	r 0.2	r 0.1	r 0.1
Madagascar	674	14.7	r 0.1	r 0.2	r 0.2	r 0.2	r 0.2	0.1	r 0.1	r 0.1	r 0.1	r 0.1	r 0.1
Malawi	676	0.1	r 0.0

Oman (449)

In Millions of U.S. Dollars

		Exports (FOB)						Imports (CIF)					
		2016	2017Q1	2017Q2	2017Q3	2017Q4	2018Q1	2016	2017Q1	2017Q2	2017Q3	2017Q4	2018Q1
Mali	678	0.0	r 0.0	r 0.0	r 0.0	r 0.0	r 0.0	0.0	r 0.2	r 0.0	r 0.0	r 0.0	r 0.1
Mauritius	684	6.0	r 1.0	r 1.0	r 1.6	r 2.0	r 2.3	0.3	r 0.1	r 0.1	r 0.1	r 0.1	r 0.1
Mozambique	688	55.7	r 6.9	r 18.9	r 21.5	r 24.3	r 28.4	0.5	r 0.1	r 0.2	r 0.2	r 0.3	r 0.2
Namibia	728	0.2	r 0.0	r 0.0	r 0.0	r 0.0	r 0.0
Niger	692	0.2	r 0.0	r 0.0	r 0.0	r 0.0	r 0.0	r 0.0	r 0.0	r 0.0	r 0.0	r 0.0
Nigeria	694	6.1	r 0.9	r 1.4	r 1.1	r 0.9	r 1.2	0.0	r 0.1	r 0.1	r 0.1	r 0.1	r 0.1
Rwanda	714	0.2	r 0.1	r 0.0	r 0.0	r 0.0	r 0.0	0.0	r 0.0
Senegal	722	0.9	r 1.2	r 0.4	r 0.4	r 0.5	r 0.5	0.0	r 0.0	r 0.0	r 0.0	r 0.0	r 0.0
Seychelles	718	1.7	r 0.7	r 2.1	r 2.4	r 2.7	r 3.1	r 0.0	r 0.0	r 0.0	r 0.0	r 0.0
Sierra Leone	724	0.6	r 0.4
South Africa	199	307.2	r 64.5	r 86.4	r 98.1	r 111.1	r 122.4	18.5	r 1.2	r 3.3	r 5.2	r 7.3	r 6.2
South Sudan, Rep. of	733	0.2	r 0.0	r 0.0	r 0.0	r 0.0	r 0.0
Tanzania	738	52.3	r 7.9	r 8.7	r 9.8	r 11.1	r 12.5	18.2	r 10.5	r 10.8	r 11.0	r 13.3	r 13.9
Togo	742	0.1	r 0.1	r 0.1	r 0.1	r 0.1	r 0.1
Uganda	746	0.2	r 0.0	r 0.0	r 0.0	r 0.0	r 0.1	1.1	r 0.4	r 0.4	r 0.4	r 0.5	r 0.4
Western Hemisphere	205	219.9	95.1	55.5	63.0	71.2	83.0	451.3	280.0	241.1	181.1	183.4	166.5
Argentina	213	114.3	r 41.1	46.1	r 43.7	r 20.6	r 11.8	r 9.5	r 9.6
Bolivia	218	1.4	r 0.6	0.0	r 0.0	r 0.0	r 0.0	r 0.0	r 0.0
Brazil	223	75.5	r 45.8	r 49.7	r 56.5	r 63.9	r 74.8	377.4	r 204.1	r 212.2	r 158.7	r 160.3	r 145.5
Chile	228	11.2	r 0.2	r 0.5	r 0.6	r 0.6	r 0.8	6.0	r 4.3	r 2.0	r 4.0	r 5.7	r 4.4
Colombia	233	0.3	r 2.1	r 0.9	r 1.0	r 1.2	r 1.3	0.2	r 0.0	r 0.0	r 0.0	r 0.0	r 0.0
Costa Rica	238	0.0	r 0.0	r 0.0	r 0.0	r 0.0	r 0.0	0.4	r 0.2	r 0.2	r 0.2	r 0.2	r 0.2
Dominican Republic	243	0.7	r 0.0	r 0.0	r 0.0	r 0.0	r 0.0	0.2	r 0.0	r 0.1	r 0.1	r 0.1	r 0.1
Ecuador	248	0.3	r 0.1	r 0.0	r 0.0	r 0.0	r 0.1	0.1	r 0.1
El Salvador	253	2.7	r 1.0	r 0.2	r 0.2	r 0.3	r 0.3	0.0	r 0.0	r 0.0	r 0.0	r 0.0	r 0.0
Guatemala	258	r 0.1	r 0.1	r 0.1	r 0.1	r 0.1	0.1	r 0.0	r 0.1	r 0.3	r 0.4	r 0.3
Jamaica	343	4.5	r 0.1	r 0.2	r 0.2	r 0.2	r 0.3	r 0.0	r 0.0	r 0.0	r 0.0	r 0.0
Mexico	273	3.4	r 1.7	r 3.3	r 3.8	r 4.3	r 4.7	19.9	r 4.9	r 5.0	r 5.1	r 6.2	r 5.4
Nicaragua	278	0.1	r 0.0	r 0.0	r 0.0	r 0.0	r 0.0
Panama	283	2.6	r 0.3	r 0.2	r 0.2	r 0.2	r 0.3	0.0	r 0.0
Paraguay	288	r 0.1	r 0.1	r 0.1	r 0.1	r 0.1	0.4	r 0.3	r 0.3	r 0.3	r 0.3	r 0.3
Peru	293	1.7	r 1.2	0.3	r 0.2	r 0.4	r 0.4	r 0.4	r 0.4
Suriname	366	r 0.0	r 0.0	r 0.0	r 0.0	r 0.0	0.1	r 0.0
Trinidad and Tobago	369	0.2	r 0.5	0.0	r 0.0	r 0.0	r 0.0	r 0.0	r 0.0
Uruguay	298	0.6	r 0.2	r 0.2	r 0.2	r 0.2	r 0.3	0.0	r 0.2	r 0.2	r 0.2	r 0.2	r 0.2
Venezuela, Rep. Bol.	299	0.2	r 0.0	r 0.0	r 0.0	r 0.0	r 0.0	0.0	r 21.8
Other Countries n.i.e	910	0.0	0.1	0.1	0.0	0.0	0.0	0.0	0.0
Cuba	928	0.0	r 0.1	0.1	r 0.0	r 0.0	r 0.0	r 0.0	r 0.0
Special Categories	899	r 40.6	r 81.3	r 96.7	r 91.5
Countries & Areas n.s.	898	485.7	r 197.6	r 223.5	r 253.9	r 287.4	r 336.2	r 976.4	r 593.9	r 608.1	r 732.5	r 798.7
Memorandum Items													
Africa	605	827.0	191.2	234.7	275.7	315.9	359.8	210.2	54.3	49.9	58.2	73.7	65.8
Middle East	405	6,506.0	1,566.9	1,585.2	1,699.3	1,876.4	2,200.6	13,759.1	3,393.2	2,903.1	3,166.8	3,914.6	3,383.3
European Union	998	514.4	112.4	97.1	102.4	112.2	131.1	2,204.8	548.6	555.9	671.7	861.6	743.2
Export earnings: fuel	080	6,416.1	1,535.3	1,558.4	1,663.6	1,833.6	2,152.7	13,675.4	3,412.9	2,896.9	3,150.8	3,890.4	3,363.5
Export earnings: nonfuel	092	20,359.7	4,843.8	5,272.2	5,274.0	6,061.8	6,989.1	9,435.4	3,160.2	2,841.0	3,174.4	3,934.8	3,571.8

Pakistan (564)

In Millions of U.S. Dollars

		Exports (FOB)						Imports (CIF)					
		2016	2017Q1	2017Q2	2017Q3	2017Q4	2018Q1	2016	2017Q1	2017Q2	2017Q3	2017Q4	2018Q1
IFS World		20,355.2	5,039.8	5,624.9	5,220.9	46,798.6	13,472.1	14,519.3	14,214.9
World	001	20,547.1	5,202.2	5,325.2	5,155.5	5,820.8	6,054.2	46,998.3	14,046.3	14,544.9	14,169.9	14,524.9	14,783.1
Advanced Economies	110	11,320.0	2,867.6	3,009.0	3,021.3	3,100.7	3,223.2	11,457.2	3,653.8	3,495.8	3,304.7	3,522.9	3,671.1
Euro Area	163	4,814.4	1,198.7	1,279.0	1,329.2	1,381.0	1,413.1	3,612.4	1,115.1	1,009.6	1,034.8	1,122.9	968.2
Austria	122	14.3	r 2.8	r 3.1	r 3.7	r 3.7	r 3.7	155.8	r 33.9	r 35.5	r 35.0	r 39.5	r 48.9
Belgium	124	650.6	r 144.5	r 159.7	r 176.3	r 186.3	r 163.1	572.4	r 99.5	r 78.0	r 67.2	r 118.8	r 67.8
Cyprus	423	4.9	r 1.2	r 2.4	r 0.9	r 1.5	r 1.2	1.5	r 0.3	r 0.6	r 0.2	r 1.3	r 1.5
Estonia	939	16.0	r 3.3	r 3.7	r 3.9	r 3.9	r 5.1	2.4	r 1.2	r 1.3	r 1.0	r 0.9	r 1.1
Finland	172	27.4	r 6.7	r 10.8	r 7.3	r 9.3	r 7.3	62.7	r 14.6	r 11.0	r 19.5	r 19.4	r 14.7
France	132	373.0	r 86.0	r 106.4	r 94.6	r 102.5	r 101.7	444.0	r 222.8	r 210.7	r 137.4	r 98.5	r 98.7
Germany	134	1,186.2	r 294.2	r 310.5	r 322.7	r 338.5	r 334.1	996.5	r 271.4	r 272.4	r 278.5	r 286.7	r 298.1
Greece	174	62.2	r 20.0	r 17.3	r 14.9	r 17.1	r 24.7	8.2	r 3.2	r 3.8	r 1.8	r 4.4	r 7.0
Ireland	178	55.4	r 15.7	r 15.8	r 16.2	r 13.9	r 17.4	83.2	r 18.7	r 20.2	r 21.4	r 17.8	r 28.3
Italy	136	667.3	r 180.9	r 173.5	r 171.9	r 174.2	r 203.4	527.5	r 138.3	r 159.7	r 153.6	r 151.3	r 145.0
Latvia	941	9.2	r 2.5	r 3.0	r 3.9	r 3.4	r 3.6	37.6	r 1.6	r 3.3	r 3.7	r 1.6	r 2.4
Lithuania	946	31.8	r 8.0	r 8.4	r 9.8	r 11.1	r 10.0	11.3	r 2.4	r 1.9	r 1.3	r 1.3	r 1.2
Luxembourg	137	0.6	r 0.1	r 0.1	r 0.0	r 0.0	r 0.0	6.7	r 1.9	r 1.0	r 1.2	r 2.5	r 3.5
Malta	181	3.5	r 1.2	r 1.0	r 0.8	r 1.0	r 0.9	1.0	r 0.1	r 0.0	r 0.1	r 0.3	r 0.1
Netherlands	138	650.8	r 175.0	r 181.8	r 200.6	r 200.4	r 230.7	388.7	r 234.3	r 149.6	r 247.9	r 312.0	r 187.5
Portugal	182	159.9	r 39.9	r 53.4	r 44.2	r 45.1	r 51.0	27.7	r 4.9	r 8.8	r 7.6	r 6.8	r 3.4
Slovak Republic	936	3.2	r 0.9	r 0.4	r 0.5	r 0.7	r 0.8	26.5	r 6.0	r 6.6	r 6.3	r 3.5	r 5.6
Slovenia	961	60.9	r 14.0	r 15.7	r 20.2	r 13.9	r 16.6	6.0	r 1.0	r 0.5	r 1.4	r 1.4	r 0.9
Spain	184	837.3	r 201.7	r 212.0	r 236.5	r 254.7	r 237.9	252.7	r 59.1	r 44.5	r 49.4	r 55.1	r 52.4
Australia	193	247.5	r 50.4	r 60.8	r 78.5	r 47.9	r 100.4	418.8	r 226.5	r 158.8	r 156.8	r 87.9	r 60.1
Canada	156	220.1	r 58.1	r 65.4	r 58.1	r 62.1	r 58.3	771.3	r 196.6	r 201.3	r 99.2	r 131.0	r 268.0
China,P.R.: Hong Kong	532	149.6	r 29.8	r 27.1	r 25.7	r 29.5	r 24.3	73.5	r 23.5	r 20.3	r 16.8	r 31.6	r 18.6
China,P.R.: Macao	546	0.2	r 0.0	r 0.0	r 0.0	r 0.0	0.0	r 0.0	r 0.0	r 0.0	r 0.0	r 0.0
Czech Republic	935	40.9	r 9.9	r 10.2	r 9.6	r 10.1	r 10.6	32.6	r 9.8	r 12.0	r 14.4	r 10.4	r 9.9
Denmark	128	139.0	r 36.1	r 37.9	r 39.1	r 41.3	r 45.7	75.3	r 25.4	r 19.6	r 18.8	r 40.0	r 55.2
Iceland	176	0.2	r 0.0	r 0.0	r 0.1	r 0.0	r 0.0	0.8	r 0.1	r 0.1	r 1.0	r 0.5	r 0.1
Japan	158	171.2	r 48.8	r 44.7	r 46.4	r 47.1	r 50.2	1,961.4	r 508.7	r 569.8	r 605.0	r 600.2	r 585.5
Korea, Republic of	542	249.7	r 101.4	r 108.4	r 66.0	r 79.3	r 73.4	739.5	r 220.1	r 199.1	r 213.5	r 237.4	r 182.5
New Zealand	196	38.9	r 11.7	r 9.6	r 9.8	r 8.3	r 10.5	68.0	r 16.2	r 30.6	r 25.3	r 19.6	r 13.6
Norway	142	43.1	r 12.0	r 11.5	r 12.9	r 11.3	r 11.7	9.0	r 3.0	r 4.9	r 3.8	r 3.7	r 71.1
San Marino	135	0.5	r 0.2	r 0.2	r 0.3	r 0.1	r 0.0
Singapore	576	67.2	r 14.2	r 14.5	r 12.3	r 21.6	r 38.5	617.7	r 200.4	r 237.1	r 175.4	r 252.3	r 412.7
Sweden	144	130.1	r 35.5	r 33.7	r 37.4	r 34.1	r 33.2	196.0	r 53.5	r 59.4	r 53.0	r 61.6	r 64.3
Switzerland	146	20.6	r 2.8	r 3.5	r 3.1	r 3.4	r 3.7	250.5	r 82.9	r 67.7	r 81.6	r 70.2	r 62.2
United Kingdom	112	1,557.6	r 399.7	r 396.4	r 408.7	r 421.1	r 436.5	623.1	r 191.9	r 190.9	r 207.3	r 172.8	r 168.6
United States	111	3,429.7	r 858.5	r 906.3	r 884.4	r 902.6	r 913.0	2,006.8	r 780.1	r 714.6	r 597.7	r 680.9	r 730.6
Vatican	187	0.1
Emerg. & Dev. Economies	200	9,224.5	2,334.5	2,315.8	2,133.5	2,719.6	2,830.9	35,512.2	10,385.4	11,041.7	10,855.3	10,997.3	11,109.4
Emerg. & Dev. Asia	505	3,664.1	946.9	821.7	820.3	1,097.8	1,159.8	20,173.0	5,813.7	5,897.5	5,751.8	5,671.2	5,962.9
American Samoa	859	0.2	0.3	r 0.0	r 0.0	r 0.0	r 0.4
Bangladesh	513	656.2	r 166.7	r 150.4	r 150.0	r 177.1	r 187.6	48.6	r 21.2	r 12.9	r 11.4	r 25.7	r 19.1
Bhutan	514	r 0.0	0.1	r 0.0	r 0.0
Brunei Darussalam	516	0.5	r 0.1	r 0.1	r 0.1	r 0.2	r 0.3	0.1	r 0.0
Cambodia	522	28.6	r 7.2	r 7.1	r 6.3	r 7.8	r 7.5	1.2	r 0.3	r 0.1	r 0.2	r 0.2	r 0.3
China,P.R.: Mainland	924	1,590.9	r 344.7	r 318.5	r 321.5	r 475.0	r 459.6	13,680.2	r 3,750.7	r 3,995.1	r 3,898.3	r 3,712.3	r 3,992.1
Fiji	819	2.2	r 0.3	r 0.1	r 0.4	r 0.5	r 0.9	1.0	r 0.1	r 0.1	r 0.0	r 0.1
F.T. French Polynesia	887	0.3	r 0.1	r 0.1	r 0.0	r 0.0	r 0.3	r 0.0	r 0.0
F.T. New Caledonia	839	0.1	r 0.0	r 0.0	r 0.0	r 0.0	r 0.0	0.0	r 0.0	r 0.0
Guam	829	0.0	r 0.0	r 0.0	r 0.0	r 0.1	r 0.0	0.0
India	534	348.1	r 78.0	r 76.9	r 84.4	r 95.5	r 103.4	1,644.4	r 600.5	r 400.1	r 315.4	r 372.2	r 625.9
Indonesia	536	127.7	r 44.9	r 23.4	r 28.8	r 56.2	r 53.5	2,088.8	r 668.5	r 639.8	r 640.6	r 629.3	r 539.6
Lao People's Dem.Rep	544	1.3	r 0.2	r 0.3	r 0.4	r 0.2	r 0.2	0.0	r 0.0	r 0.0	r 0.0	r 0.0
Malaysia	548	151.7	r 35.2	r 26.7	r 27.5	r 32.2	r 39.3	944.6	r 232.6	r 255.8	r 299.2	r 311.7	r 258.0
Maldives	556	6.4	r 1.3	r 1.4	r 1.5	r 1.5	r 1.1	6.3	r 1.5	r 0.0	r 0.0	r 0.0
Mongolia	948	0.3	r 0.0	r 0.0	r 0.0	r 0.0	r 0.1
Myanmar	518	11.1	r 6.1	r 3.3	r 4.2	r 4.8	r 4.5	26.5	r 1.3	r 2.1	r 2.0	r 1.2	r 0.6

Pakistan (564)

In Millions of U.S. Dollars

		Exports (FOB)						Imports (CIF)					
		2016	2017Q1	2017Q2	2017Q3	2017Q4	2018Q1	2016	2017Q1	2017Q2	2017Q3	2017Q4	2018Q1
Nepal	558	0.8	r 0.2	r 0.1	r 0.3	r 1.3	r 1.2	1.0	r 1.1	r 0.2	r 0.1	r 0.0	r 0.2
Papua New Guinea	853	1.0	r 18.6	r 0.1	r 0.6	r 0.4	r 0.5	0.3	r 0.0	r 0.0	r 0.0	r 0.1	r 0.0
Philippines	566	76.3	r 58.9	r 26.3	r 22.6	r 32.6	r 30.5	36.4	r 10.5	r 12.5	r 24.2	r 24.2	r 14.3
Samoa	862	0.1	r 0.0	r 0.1	r 0.1	0.0	r 0.0	r 0.0
Solomon Islands	813	0.0	r 0.1	r 0.0	0.0	r 0.0	r 0.0	r 0.0	r 0.0	r 0.0
Sri Lanka	524	237.2	r 71.3	r 61.3	r 68.1	r 68.5	r 121.5	76.7	r 21.7	r 37.6	r 16.7	r 26.0	r 13.8
Thailand	578	110.2	r 37.4	r 45.8	r 22.8	r 32.8	r 43.9	920.0	r 311.2	r 323.3	r 314.7	r 330.2	r 296.8
Timor-Leste	537	3.4	r 0.0	r 0.1	r 0.0	r 0.8	r 1.4	r 0.0	r 0.0
Vanuatu	846	0.0	r 0.0	r 0.0	r 0.0	r 0.0	0.1	r 0.1	r 0.0	r 0.0	r 0.1
Vietnam	582	244.0	r 62.6	r 65.7	r 64.9	r 87.0	r 58.3	280.3	r 95.0	r 113.0	r 118.2	r 109.1	r 91.1
Asia n.s.	598	65.5	r 12.7	r 13.9	r 15.8	r 22.8	r 44.0	416.0	r 97.5	r 104.8	r 110.6	r 128.7	r 110.5
Europe	170	761.9	250.9	207.9	213.6	225.0	269.8	1,620.0	506.4	460.3	436.1	465.1	415.1
Emerg. & Dev. Europe	903	479.4	161.0	143.6	161.3	158.3	152.9	542.5	136.1	139.5	114.1	166.1	131.4
Albania	914	4.3	r 0.7	r 1.1	r 0.8	r 1.2	r 1.8	0.1	r 0.1	r 0.0	r 0.0	r 0.0
Bosnia and Herzegovina	963	0.1	r 0.0	r 0.0	r 0.1	r 0.0	r 0.0	0.1	r 0.1	r 0.1	r 0.1	r 0.0	r 0.0
Bulgaria	918	13.7	r 3.5	r 4.4	r 4.3	r 6.0	r 5.2	17.0	r 3.4	r 3.2	r 5.0	r 6.4	r 4.5
Croatia	960	13.1	r 5.0	r 3.7	r 3.3	r 3.0	r 5.6	3.0	r 0.2	r 0.7	r 0.6	r 1.2	r 0.2
Faroe Islands	816	0.1	r 0.0	r 0.0	r 0.0	r 0.0
Hungary	944	12.7	r 2.3	r 2.9	r 3.7	r 2.4	r 2.9	48.0	r 12.9	r 8.0	r 10.2	r 39.8	r 13.9
Macedonia, FYR	962	0.0	r 0.0	r 0.0	0.1	r 0.0
Montenegro	943	0.2	r 0.4	r 1.9	r 1.6	r 0.0	40.2
Poland	964	174.5	r 45.3	r 49.2	r 53.0	r 55.4	r 54.0	85.2	r 49.7	r 57.6	r 21.2	r 26.2	r 25.2
Romania	968	21.4	r 4.9	r 3.8	r 6.5	r 8.1	r 5.7	85.1	r 6.7	r 6.1	r 5.8	r 22.1	r 4.7
Serbia, Republic of	942	2.5	r 17.5	r 0.8	r 0.5	r 0.7	r 0.4	3.6	r 0.7	r 0.9	r 0.2	r 0.2	r 0.7
Turkey	186	236.9	r 81.8	r 77.1	r 87.3	r 79.8	r 77.3	260.1	r 62.3	r 62.8	r 71.0	r 70.2	r 82.1
CIS	901	282.5	89.9	64.3	52.4	66.7	116.9	441.5	131.1	169.7	138.5	144.0	116.8
Armenia	911	0.0	r 0.0	r 0.1	r 0.0	r 0.0	0.4	r 0.0	r 0.0	r 0.1	r 0.0
Azerbaijan, Rep. of	912	61.3	r 6.4	r 1.7	r 3.2	r 1.2	r 2.6	0.2	r 0.0	r 0.1	r 1.6	r 0.6
Belarus	913	0.5	r 0.0	r 0.1	r 0.1	r 0.1	r 0.1	37.3	r 19.4	r 17.8	r 17.3	r 15.8	r 19.3
Georgia	915	4.1	r 1.7	r 1.0	r 0.4	r 2.5	r 1.9	0.2	r 0.0	r 0.0	r 0.0	r 0.0	r 0.0
Kazakhstan	916	24.5	r 19.0	r 27.0	r 14.8	r 9.9	r 21.4	2.7	r 1.7	r 1.9	r 3.1	r 1.0	r 0.4
Kyrgyz Republic	917	1.2	r 0.4	r 0.0	r 0.1	r 0.4	r 0.6	0.1	r 0.1	r 0.0	r 0.0	r 0.0	r 0.1
Moldova	921	0.1	r 0.0	r 0.0	r 0.1	r 0.0	r 0.3	3.8	r 0.1	r 0.2	r 0.2	r 0.9	r 0.4
Russian Federation	922	144.8	r 49.2	r 22.9	r 21.3	r 37.4	r 71.3	258.0	r 77.8	r 118.6	r 50.7	r 64.4	r 78.2
Tajikistan	923	4.4	r 0.3	r 1.0	r 1.1	r 0.5	r 3.1	19.0	r 5.5	r 0.8	r 0.1	r 2.4	r 5.9
Turkmenistan	925	4.0	r 0.7	r 1.2	r 0.4	r 0.9	r 0.4	25.0	r 5.2	r 4.2	r 1.9	r 5.5	r 4.7
Ukraine	926	34.4	r 11.8	r 8.6	r 8.6	r 13.2	r 14.7	91.7	r 19.7	r 25.5	r 64.8	r 51.8	r 6.5
Uzbekistan	927	3.4	r 0.4	r 0.8	r 2.2	r 0.5	r 0.6	3.2	r 1.6	r 0.5	r 0.1	r 0.7	r 0.6
Europe n.s.	884	r 0.0	636.0	r 239.2	r 151.1	r 183.5	r 155.1	r 166.9
Mid East, N Africa, Pak	440	3,314.3	727.7	903.7	735.3	903.9	895.2	11,618.1	3,468.8	3,870.7	3,858.2	4,197.6	3,914.3
Afghanistan, I.R. of	512	1,369.8	r 237.6	r 402.0	r 318.9	r 431.1	r 384.6	369.9	r 59.8	r 64.4	r 141.0	r 149.4	r 76.3
Algeria	612	21.5	r 5.2	r 5.9	r 1.9	r 4.2	r 3.9	0.1	r 0.0	r 0.0	r 0.2	r 0.1	r 0.1
Bahrain, Kingdom of	419	63.3	r 12.5	r 10.2	r 9.1	r 10.1	r 14.1	85.1	r 22.9	r 38.5	r 22.8	r 13.1	r 46.3
Djibouti	611	28.5	r 9.0	r 7.3	r 6.4	r 9.5	r 13.2	0.7	r 0.1	r 0.0	r 0.0	r 0.0
Egypt	469	103.5	r 23.3	r 17.1	r 20.1	r 16.9	r 19.6	122.6	r 29.6	r 33.1	r 42.0	r 49.6	r 32.0
Iran, I.R. of	429	35.6	r 7.0	r 8.8	r 5.9	r 4.5	r 4.1	323.1	r 59.8	r 71.3	r 88.2	r 108.2	r 70.6
Iraq	433	18.6	r 7.0	r 5.1	r 3.1	r 6.1	r 9.6	21.0	r 2.3	r 19.7	r 30.3	r 18.0	r 25.2
Jordan	439	43.8	r 11.6	r 16.2	r 7.2	r 10.6	r 7.9	29.3	r 5.9	r 9.1	r 10.9	r 5.9	r 6.3
Kuwait	443	99.0	r 22.0	r 21.5	r 17.9	r 23.2	r 23.9	1,272.0	r 351.6	r 351.3	r 313.7	r 451.7	r 384.9
Lebanon	446	19.2	r 3.2	r 3.0	r 4.3	r 5.1	r 5.0	1.8	r 0.6	r 1.2	r 1.1	r 0.5	r 1.4
Libya	672	3.2	r 1.1	r 1.9	r 1.0	r 1.1	r 0.3	7.5	r 2.9	r 2.3	r 1.0	r 1.7	r 1.0
Mauritania	682	8.1	r 4.9	r 2.0	r 0.7	r 2.9	r 5.3	0.0	r 0.0	r 0.0	r 0.0
Morocco	686	17.5	r 4.9	r 6.8	r 5.6	r 5.5	r 5.6	287.3	r 62.7	r 61.3	r 64.3	r 68.0	r 74.9
Oman	449	100.2	r 24.9	r 34.2	r 27.1	r 29.3	r 31.8	255.8	r 107.2	r 168.7	r 174.0	r 207.1	r 280.4
Qatar	453	61.7	r 11.5	r 12.3	r 20.6	r 19.5	r 23.9	774.3	r 374.4	r 402.1	r 394.6	r 437.9	r 518.6
Saudi Arabia	456	380.4	r 100.6	r 79.7	r 69.9	r 78.4	r 75.8	1,843.1	r 573.7	r 618.6	r 697.9	r 839.1	r 778.7
Somalia	726	32.9	r 11.4	r 8.4	r 8.6	r 14.1	r 23.2	6.8	r 0.7	r 2.6	r 3.3	r 0.9	r 1.2
Syrian Arab Republic	463	15.8	r 7.9	r 3.5	r 4.0	r 1.5	r 1.2	1.1	r 0.6	r 0.2	r 0.1	r 0.1	r 0.1
Tunisia	744	23.0	r 4.0	r 5.1	r 6.3	r 4.5	r 5.9	6.1	r 1.9	r 1.2	r 1.6	r 1.3	r 2.0
United Arab Emirates	466	784.7	r 201.9	r 236.0	r 185.0	r 209.8	r 223.7	6,202.1	r 1,805.0	r 2,017.0	r 1,865.3	r 1,843.1	r 1,613.6

Pakistan (564)

In Millions of U.S. Dollars

		Exports (FOB)						Imports (CIF)					
		2016	2017Q1	2017Q2	2017Q3	2017Q4	2018Q1	2016	2017Q1	2017Q2	2017Q3	2017Q4	2018Q1
West Bank and Gaza	487	0.8	r 0.4	r 1.0	r 0.4	r 0.3	r 1.3	0.0	r 0.0	r 0.0	r 0.0	r 0.1	r 0.0
Yemen, Republic of	474	83.1	r 15.9	r 15.8	r 11.5	r 15.9	r 11.2	8.4	r 6.9	r 7.9	r 5.8	r 1.9	r 0.7
Sub-Saharan Africa	603	1,087.5	312.3	282.7	265.3	388.9	399.1	1,196.1	439.9	488.6	431.6	475.3	624.1
Angola	614	17.1	r 6.6	r 2.9	r 6.0	r 2.9	r 1.9	3.0	r 0.0	r 0.0	r 0.0	r 54.9
Benin	638	32.0	r 10.4	r 8.8	r 17.5	r 11.5	r 22.7	5.8	r 0.0	r 3.3	r 0.0	r 0.0	r 6.8
Botswana	616	1.6	r 0.6	r 0.5	r 1.0	r 1.0	r 0.5	0.0	r 0.0	r 0.0	r 0.0	r 0.0
Burkina Faso	748	0.2	r 0.1	r 0.0	r 0.1	r 0.0	r 0.0	15.5	r 0.2	r 6.3	r 0.6	r 0.2	r 0.0
Burundi	618	0.2	r 0.1	r 0.1	r 0.0	r 0.1	r 0.0	12.6	r 1.9	r 3.8	r 4.9	r 3.0	r 3.2
Cabo Verde	624	0.3	r 0.0	r 0.0	r 0.1	0.1	r 0.0	r 0.0	r 0.0
Cameroon	622	16.8	r 5.0	r 2.7	r 3.6	r 5.9	r 3.1	2.0	r 0.2	r 0.7	r 0.5	r 0.4	r 1.2
Central African Rep.	626	r 0.0	0.0	r 0.1	r 0.0	r 2.1
Chad	628	0.0	r 0.0	r 0.0	r 0.0	1.2	r 0.1	r 0.1	r 0.1	r 0.0	r 0.0
Comoros	632	15.7	r 6.7	r 2.5	r 9.1	r 5.3	r 1.5	1.2	r 0.4	r 0.2	r 0.3	r 0.1
Congo, Dem. Rep. of	636	13.8	r 4.3	r 6.4	r 1.8	r 1.4	r 6.8	1.7	r 0.0	r 0.0
Congo, Republic of	634	0.5	r 0.3	r 0.1	r 0.3	r 0.0	4.6	r 0.3	r 0.5	r 0.4	r 0.4	r 0.8
Côte d'Ivoire	662	53.4	r 3.2	r 11.8	r 6.1	r 9.5	r 31.4	8.2	r 13.7	r 28.2	r 5.1	r 0.4	r 5.0
Equatorial Guinea	642	0.0	r 0.0	r 0.1	r 0.0	r 0.1	r 0.0	r 0.0	r 0.0	r 0.0
Eritrea	643	r 0.0	0.0	r 0.1	r 0.0	r 0.0	r 0.0
Ethiopia	644	1.1	r 0.3	r 0.1	r 0.3	r 0.2	r 0.1	62.3	r 17.6	r 4.0	r 0.8	r 3.2	r 4.0
Gabon	646	1.6	r 0.5	r 0.6	r 0.0	r 0.3	r 0.3	1.4	r 0.2	r 0.3	r 0.3	r 1.0	r 0.1
Gambia, The	648	12.6	r 3.0	r 3.3	r 2.0	r 4.1	r 2.4	0.3	r 0.0	r 0.1	r 0.0	r 0.0
Ghana	652	12.9	r 5.0	r 2.4	r 7.0	r 11.6	r 10.2	3.1	r 0.8	r 0.3	r 0.6	r 0.5	r 1.0
Guinea	656	5.0	r 1.7	r 0.4	r 0.4	r 3.2	r 5.4	0.8	r 0.1	r 1.8	r 0.2	r 0.2
Guinea-Bissau	654	16.2	r 5.5	r 2.4	r 7.2	r 8.5	r 2.9	0.0	r 0.0
Kenya	664	266.2	r 80.4	r 88.8	r 74.9	r 75.6	r 84.5	403.5	r 126.3	r 89.3	r 124.0	r 128.9	r 141.9
Lesotho	666	5.5	r 1.1	r 1.1	r 1.1	r 2.0	r 0.2	0.0	r 0.0	r 0.0
Liberia	668	0.3	r 0.1	r 0.2	r 0.1	r 0.3	r 0.5	0.3	r 0.1	r 0.0	r 0.0
Madagascar	674	68.2	r 22.9	r 25.1	r 24.5	r 85.3	r 40.6	7.7	r 1.9	r 1.3	r 1.5	r 2.3	r 2.2
Malawi	676	2.0	r 0.2	r 0.3	r 0.1	r 0.2	r 0.2	0.2	r 0.0	r 0.0	r 0.2	r 0.1	r 0.9
Mali	678	0.3	r 0.0	r 0.0	r 0.1	r 0.0	r 0.0	0.2	r 0.0	r 0.2	r 0.0
Mauritius	684	17.2	r 2.4	r 6.3	r 3.3	r 7.4	r 5.7	4.2	r 0.4	r 2.7	r 0.5	r 0.5	r 0.4
Mozambique	688	94.9	r 29.1	r 13.6	r 7.6	r 16.6	r 33.0	0.8	r 0.3	r 0.2	r 0.5	r 0.8	r 0.1
Namibia	728	0.2	r 0.1	r 0.1	r 0.2	r 0.7	r 0.3	7.8	r 0.7	r 0.6	r 0.4	r 1.0	r 0.4
Niger	692	0.1	r 0.0	r 0.0	r 0.6	r 0.0	r 0.0	0.0
Nigeria	694	36.8	r 16.6	r 16.3	r 14.0	r 12.5	r 8.7	5.4	r 24.4	r 0.6	r 0.1	r 45.0	r 69.0
Rwanda	714	0.2	r 0.0	r 0.0	r 0.1	r 0.1	r 0.0	32.2	r 9.0	r 9.8	r 9.6	r 6.2	r 11.8
São Tomé & Príncipe	716	0.0	r 0.1	r 0.1	0.1	r 0.0	r 0.0
Senegal	722	25.0	r 7.9	r 2.4	r 1.2	r 8.2	r 19.0	1.4	r 0.2	r 0.1	r 0.3	r 0.1	r 0.3
Seychelles	718	2.9	r 0.8	r 0.5	r 0.6	r 0.5	r 0.9	0.3	r 0.1	r 0.1	r 0.2	r 0.1	r 0.1
Sierra Leone	724	25.5	r 9.7	r 5.7	r 4.9	r 11.1	r 10.5	0.1	r 0.0	r 0.0	r 0.1	r 0.0	r 0.0
South Africa	199	163.4	r 41.3	r 45.3	r 38.3	r 31.5	r 47.9	505.2	r 221.2	r 301.9	r 258.5	r 261.7	r 288.5
South Sudan, Rep. of	733	38.4	r 14.0	r 7.1	r 7.3	r 6.8	r 4.4	7.1	r 2.8	r 5.8	r 5.5	r 4.7	r 3.7
Swaziland	734	0.8	r 0.3	r 0.7	r 0.6	r 15.0	8.2	r 1.8	r 3.1	r 2.2	r 2.6	r 1.2
Tanzania	738	113.6	r 25.7	r 19.4	r 18.1	r 40.2	r 31.0	26.8	r 2.2	r 2.8	r 4.1	r 3.8	r 4.4
Togo	742	13.8	r 4.7	r 2.7	r 3.3	r 7.4	r 17.4	15.0	r 2.0	r 14.1	r 4.8	r 0.2	r 4.0
Uganda	746	1.4	r 0.6	r 0.5	r 0.5	r 0.5	r 0.3	6.2	r 2.3	r 2.1	r 3.1	r 2.3	r 12.7
Zambia	754	0.4	r 0.2	r 0.1	r 0.2	r 0.3	r 0.0	31.0	r 8.1	r 4.4	r 1.9	r 2.9	r 4.9
Zimbabwe	698	9.2	r 1.2	r 1.1	r 1.4	r 0.8	r 4.3	1.4	r 0.3	r 0.1	r 0.3	r 0.2	r 0.4
Africa n.s.	799	7.7	r 0.0	r 0.0	r 0.0	r 0.0	r 0.0
Western Hemisphere	205	396.7	96.7	99.9	99.0	104.1	106.9	905.1	156.7	324.7	377.6	188.1	193.1
Argentina	213	48.3	r 9.6	r 8.2	r 10.5	r 13.2	r 16.2	309.9	r 53.8	r 69.6	r 93.9	r 19.0	r 38.0
Aruba	314	0.0	r 0.0	r 0.1	r 0.0	0.0	r 0.0	r 0.2
Bahamas, The	313	0.2	r 0.1	r 0.0	r 0.1	r 0.0	r 0.0	7.3	r 0.0	r 1.4	r 0.0	r 0.1	r 0.1
Barbados	316	0.2	r 0.0	r 0.1	r 0.1	r 0.1	r 0.0	0.1	r 0.0	r 0.0	r 0.1	r 0.0	r 0.0
Belize	339	0.0	r 0.0	r 0.0	r 0.0	r 0.0	0.5	r 0.4	r 0.2	r 0.0	r 0.0	r 0.4
Bermuda	319	0.1	r 0.0	r 0.0	r 0.0	r 0.0	r 0.0	0.0	r 24.0	r 24.7	r 26.7
Bolivia	218	0.8	r 0.2	r 0.1	r 0.1	r 0.1	r 0.1	0.2	r 0.0	r 0.0	r 0.0
Brazil	223	35.9	r 10.3	r 12.5	r 10.8	r 13.2	r 15.6	451.7	r 64.0	r 223.4	r 215.1	r 112.1	r 92.1
Chile	228	69.2	r 14.8	r 17.3	r 13.3	r 17.3	r 16.2	21.3	r 7.7	r 4.6	r 8.4	r 5.2	r 8.9
Colombia	233	36.8	r 8.5	r 9.7	r 9.2	r 7.2	r 6.9	8.7	r 0.4	r 0.4	r 0.5	r 0.9	r 0.7

Pakistan (564)

In Millions of U.S. Dollars

		Exports (FOB)						Imports (CIF)					
		2016	2017Q1	2017Q2	2017Q3	2017Q4	2018Q1	2016	2017Q1	2017Q2	2017Q3	2017Q4	2018Q1
Costa Rica	238	4.8	r 1.0	r 1.1	r 0.6	r 1.2	r 1.1	0.9	r 0.8	r 0.4	r 0.6	r 0.7	r 0.5
Dominica	321	0.1	r 0.0	r 0.0	r 0.0	0.1	r 0.0	r 0.0	r 0.1	r 0.0	r 0.2
Dominican Republic	243	12.2	r 5.9	r 2.9	r 3.0	r 1.3	r 3.5	0.5	r 0.1	r 0.1	r 0.0	r 0.1	r 0.0
Ecuador	248	6.9	r 1.4	r 3.0	r 2.6	r 2.9	r 3.0	0.3	r 0.1	r 0.2	r 0.5	r 0.1	r 0.0
El Salvador	253	2.4	r 0.5	r 0.7	r 0.7	r 0.7	r 0.9	0.0	r 0.0	r 0.0	r 0.0
Grenada	328	0.2	r 0.1	r 0.0	r 0.0	r 0.1	r 0.1	0.1	r 0.0
Guatemala	258	3.3	r 1.5	r 1.1	r 2.1	r 1.1	r 3.4	11.0	r 3.5	r 2.5	r 2.5	r 2.6	r 2.7
Guyana	336	0.7	r 0.2	r 0.0	r 0.1	r 0.2	r 0.2	0.0	r 0.1	r 0.1	r 0.1	r 0.1	r 0.1
Haiti	263	2.5	r 0.1	r 0.8	r 0.3	r 0.6	r 0.2	0.0	r 0.0	r 0.0	r 0.0	r 0.0	r 5.2
Honduras	268	4.0	r 1.0	r 0.6	r 0.2	r 0.4	r 1.8	0.2	r 0.1	r 0.1	r 0.2	r 0.1	r 0.1
Jamaica	343	2.3	r 0.3	r 0.4	r 0.5	r 0.7	r 0.1	0.9	r 0.5	r 0.5	r 0.2	r 0.3	r 0.4
Mexico	273	101.2	r 22.6	r 23.3	r 23.8	r 24.9	r 20.9	41.5	r 22.2	r 15.1	r 15.9	r 13.2	r 14.9
Netherlands Antilles	353	r 0.0	r 0.0	r 0.0	r 0.0	r 0.0	r 0.1	r 0.2	r 0.1	r 0.0	r 0.0
Nicaragua	278	7.4	r 2.2	r 1.9	r 2.4	r 0.9	r 0.9	0.0	r 0.0	r 0.0
Panama	283	10.2	r 2.0	r 2.9	r 3.3	r 3.1	r 3.8	0.3	r 0.9	r 0.1	r 0.0	r 0.0
Paraguay	288	6.7	r 2.5	r 2.4	r 2.6	r 2.9	r 2.3	7.6	r 1.2	r 3.9	r 13.2	r 4.5	r 0.2
Peru	293	26.1	r 6.5	r 6.8	r 8.1	r 8.8	r 7.1	2.6	r 0.8	r 0.7	r 0.9	r 0.6	r 0.9
St. Kitts and Nevis	361	0.0	r 0.0	r 0.0	r 0.0	r 0.0	r 0.0	0.0	r 0.0	r 0.0	r 0.8
St. Lucia	362	0.2	r 0.0	r 0.1	r 0.1	r 0.0	r 0.0	0.1
St. Vincent & Grens.	364	0.2	r 0.0	r 0.0	r 0.0	r 0.0	r 0.1	0.0
Suriname	366	0.3	r 0.1	r 0.1	r 0.1	r 0.1	0.1	r 0.0
Trinidad and Tobago	369	4.1	r 1.2	r 1.4	r 1.2	r 0.9	r 0.5	37.8	r 0.2	r 0.2	r 0.2	r 0.2	r 0.4
Uruguay	298	6.0	r 3.2	r 1.7	r 2.7	r 1.7	r 1.9	1.3	r 0.6	r 0.2	r 0.4	r 0.5	r 0.1
Venezuela, Rep. Bol.	299	3.5	r 0.8	r 0.8	r 0.3	r 0.3	r 0.0	0.0	r 0.0	r 0.2	r 0.0	r 0.0
Western Hem. n.s.	399	r 0.0	r 0.1	r 0.0	r 0.0	0.2	r 0.1	r 0.0	r 0.0	r 2.2	r 0.2
Other Countries n.i.e	910	2.7	0.1	0.3	0.7	0.5	0.0	28.8	7.1	7.4	10.0	4.8	2.6
Cuba	928	2.7	r 0.1	r 0.3	r 0.7	r 0.5	r 0.0	0.0	r 0.1	r 0.0	r 0.0	r 0.0	r 0.0
Korea, Dem. People's Rep.	954	0.0	r 0.0	28.8	r 7.1	r 7.4	r 10.0	r 4.7	r 2.6
Memorandum Items													
Africa	605	1,180.7	337.7	311.1	287.3	422.7	451.9	1,489.9	502.6	548.0	495.5	540.9	698.5
Middle East	405	1,812.9	450.7	466.1	387.0	432.1	453.5	10,947.2	3,343.5	3,741.1	3,647.7	3,977.9	3,759.8
European Union	998	6,917.5	1,740.8	1,821.3	1,894.8	1,962.6	2,012.5	4,777.6	1,468.4	1,367.2	1,371.0	1,503.3	1,314.7
Export earnings: fuel	080	2,036.4	534.6	526.7	433.6	486.6	546.0	11,148.1	3,419.9	3,830.2	3,657.5	4,046.7	3,933.8
Export earnings: nonfuel	092	18,510.8	4,667.5	4,798.5	4,721.9	5,334.2	5,508.2	35,850.2	10,626.4	10,714.7	10,512.5	10,478.2	10,849.3

Palau (565)

In Millions of U.S. Dollars

		Exports (FOB)						Imports (CIF)					
		2016	2017Q1	2017Q2	2017Q3	2017Q4	2018Q1	2016	2017Q1	2017Q2	2017Q3	2017Q4	2018Q1
IFS World	
World	001	9.3	0.7	0.5	1.7	1.1	2.0	257.1	26.0	37.6	51.7	69.6	41.2
Advanced Economies	110	7.9	0.5	0.4	1.1	0.7	1.4	125.2	18.0	22.1	29.8	45.6	29.2
Euro Area	163	6.9	0.0	0.0	0.0	0.0	0.0	2.4	1.0	0.8	0.5	0.7	0.5
France	132	r 0.0	0.1	r 0.0	r 0.0
Greece	174	e 6.9	e 0.0	1.8	r 0.8	r 0.6	r 0.3	r 0.5	r 0.3
Italy	136	e 0.0	e 0.0	0.2	r 0.1	r 0.1	r 0.0	r 0.0	r 0.1
Latvia	941	e 0.1	e 0.0	e 0.0
Netherlands	138	e 0.0	e 0.0	e 0.0	e 0.0	0.2	r 0.1	r 0.0	r 0.1	r 0.0	r 0.1
Australia	193	r 0.5	r 0.1	r 0.0	r 0.0	2.0	r 0.3	r 0.5	r 0.3	r 0.3	r 0.3
Canada	156	0.2	r 0.0	r 0.0	r 0.0	r 0.0	r 0.0
China,P.R.: Hong Kong	532	0.8	r 0.2	r 0.2	r 0.2	r 0.2	r 0.2
Czech Republic	935	0.0	r 0.0	r 0.1
Denmark	128	e 0.0	e 0.0	0.0	r 0.0	r 0.0	r 0.0	r 0.1
Japan	158	0.1	r 0.2	r 0.8	r 0.5	r 0.5	40.8	r 1.5	r 6.8	r 20.9	r 4.7
Korea, Republic of	542	0.0	6.9	r 1.0	r 2.7	r 3.1	r 3.0	r 3.8
New Zealand	196	r 0.0	r 0.0	r 0.0	r 0.0	r 0.0	0.6	r 0.0	r 0.2	r 0.2	r 0.2	r 0.3
Singapore	576	0.0	r 0.0	r 0.0	r 0.0	r 0.0	7.8	r 1.5	r 1.7	r 2.1	r 2.1	r 2.9
Sweden	144	e 0.0	e 0.0	e 0.0	e 0.0	e 0.0	0.0	r 0.3	r 0.0	r 0.0	r 0.0	r 0.0
Switzerland	146	0.0	r 0.0	r 0.0	r 0.0	r 0.0	r 0.0	0.7	r 0.2	r 0.2	r 0.2	r 0.2	r 0.2
Taiwan Prov. of China	528	e 0.2	e 11.9
United Kingdom	112	0.3	r 0.0	r 0.0	r 0.0	r 0.1	r 0.0
United States	111	0.6	r 0.0	r 0.1	r 0.2	r 0.2	r 0.9	50.8	r 13.5	r 14.3	r 16.4	r 17.8	r 16.2
Emerg. & Dev. Economies	200	1.5	0.2	0.2	0.6	0.4	0.5	131.8	8.0	15.5	21.9	24.0	11.9
Emerg. & Dev. Asia	505	0.4	0.0	0.1	0.5	0.4	0.4	130.0	7.9	15.2	21.7	23.8	11.8
China,P.R.: Mainland	924	0.0	29.4	r 3.1	r 7.2	r 9.4	r 5.4	r 3.3
Guam	829	0.3	r 0.0	r 0.1	r 0.5	r 0.3	r 0.4	29.9	r 2.7	r 5.1	r 8.6	r 13.1	r 5.6
Indonesia	536	53.7	r 0.2	r 0.0
Micronesia	868	0.0	r 0.0	r 0.0	r 0.1	r 0.0	r 0.0	0.2	r 0.0	r 0.0	r 0.0	r 0.1	r 0.0
Philippines	566	r 0.0	5.9	r 0.9	r 0.9	r 0.6	r 0.5	r 0.5
Thailand	578	0.8	r 0.2	r 0.2	r 0.2	r 0.2	r 0.4
Vietnam	582	0.2	r 0.0	r 0.0	r 0.1	r 0.1	r 0.0
Asia n.s.	598	9.9	r 0.9	r 1.7	r 2.8	r 4.3	r 1.9
Europe	170	0.0	0.0	0.0	0.0	0.0	0.0	0.1	0.0	0.0	0.0	0.0	0.0
Emerg. & Dev. Europe	903	0.0	0.0	0.0	0.0	0.0	0.0	0.1	0.0	0.0	0.0	0.0	0.0
Hungary	944	e 0.0	0.1	r 0.0	r 0.0	r 0.0	r 0.0	r 0.0
Mid East, N Africa, Pak	440	1.0	0.1	0.0	0.0	0.0	0.0	0.0	0.0
Morocco	686	0.1
United Arab Emirates	466	e 0.9	e 0.1	0.0	r 0.0	r 0.0	r 0.0	r 0.0	r 0.0
Sub-Saharan Africa	603	0.0	0.0	0.0	0.0	0.0	0.0	0.1	0.0	0.0	0.0	0.0	0.0
Western Hemisphere	205	0.1	0.1	0.0	0.1	0.0	0.1	1.6	0.1	0.3	0.1	0.2	0.1
Anguilla	312	0.3	r 0.0	r 0.0	r 0.1	r 0.1	r 0.1
Argentina	213	e 0.0	0.2	r 0.0	r 0.0	r 0.0	r 0.0	r 0.0
Brazil	223	e 0.0	e 0.0	e 0.0	e 0.0	e 0.0	e 0.0	1.1	r 0.0	r 0.0	r 0.0	r 0.0	r 0.0
Ecuador	248	e 0.1
Mexico	273	e 0.1	e 0.0	e 0.0	e 0.1	e 0.0	e 0.0	0.0	r 0.0	r 0.1	r 0.0	r 0.0	r 0.0
Memorandum Items													
Africa	605	0.1	0.0	0.0	0.0	0.0	0.0	0.1	0.0	0.0	0.0	0.0	0.0
Middle East	405	0.9	0.1	0.0	0.0	0.0	0.0	0.0	0.0
European Union	998	6.9	0.0	0.0	0.0	0.0	0.0	2.9	1.3	0.9	0.5	0.8	0.7
Export earnings: fuel	080	0.9	0.2	0.0	0.0	0.0	0.0	0.0	0.0	0.0	0.0
Export earnings: nonfuel	092	8.4	0.5	0.5	1.7	1.1	1.9	257.1	26.0	37.6	51.7	69.6	41.2

Panama (283)

In Millions of U.S. Dollars

		Exports (FOB)						Imports (CIF)					
		2016	2017Q1	2017Q2	2017Q3	2017Q4	2018Q1	2016	2017Q1	2017Q2	2017Q3	2017Q4	2018Q1
IFS World		636.2	154.1	179.8	172.3	11,697.0	2,915.0	3,070.7	3,234.2
World	001	636.1	154.1	179.8	172.3	153.8	132.4	11,697.0	2,915.0	3,070.7	3,234.2	3,504.5	3,098.0
Advanced Economies	110	375.5	77.5	99.2	103.8	86.8	75.2	5,286.4	1,325.1	1,395.9	1,357.0	1,471.7	1,144.5
Euro Area	163	159.3	32.5	42.7	45.0	42.8	34.0	1,133.0	251.6	302.3	310.0	312.1	281.5
Austria	122	r 0.0	r 0.0	r 0.1	18.6	r 10.1	r 5.8	r 4.9	r 7.2	r 3.7
Belgium	124	2.7	r 0.2	r 0.1	r 0.2	r 0.2	r 0.4	52.2	r 12.0	r 32.7	r 16.7	r 13.7	r 7.9
Cyprus	423	0.0	r 0.1	r 0.0	r 0.1
Estonia	939	0.6	r 0.1	r 0.1	r 0.1	r 0.1	r 0.0
Finland	172	34.2	r 1.5	r 4.9	r 8.2	r 1.0	r 0.7
France	132	2.1	r 0.2	r 0.6	r 1.5	r 1.3	r 0.5	137.4	r 41.1	r 29.1	r 41.9	r 53.3	r 57.1
Germany	134	18.5	r 2.9	r 1.8	r 1.9	r 3.0	r 4.5	252.5	r 60.6	r 87.2	r 80.8	r 74.9	r 57.7
Greece	174	1.2	r 0.0	r 0.2	r 0.0	18.4	r 1.5	r 2.1	r 1.1	r 0.8	r 2.7
Ireland	178	0.2	r 0.0	r 0.0	r 0.0	29.4	r 4.7	r 6.1	r 9.3	r 8.5	r 9.7
Italy	136	13.6	r 1.4	r 2.4	r 1.0	r 3.6	r 7.1	172.5	r 39.0	r 34.5	r 44.9	r 42.4	r 32.1
Latvia	941	0.1	r 0.0	r 0.2	r 0.0	r 0.1	r 0.1
Lithuania	946	0.0	r 0.0	2.2	r 0.0	r 1.2	r 0.0	r 0.1	r 0.2
Luxembourg	137	0.0	r 0.1	r 0.0	r 1.3	r 0.0
Malta	181	0.1	r 0.0	r 0.0	r 0.1	r 0.1
Netherlands	138	96.8	r 24.5	r 31.8	r 26.9	r 26.0	r 15.6	112.5	r 14.8	r 22.0	r 18.3	r 18.7	r 28.8
Portugal	182	8.8	r 1.5	r 1.8	r 2.2	r 1.8	r 2.3	22.6	r 6.8	r 6.8	r 6.1	r 6.5	r 3.4
Slovak Republic	936	r 0.0	0.6	r 0.2	r 0.2	r 0.2	r 0.1	r 0.1
Slovenia	961	r 0.0	r 0.0	r 0.0	4.8	r 2.9	r 2.9	r 0.5	r 0.1	r 0.1
Spain	184	15.4	r 1.8	r 4.2	r 11.4	r 6.7	r 3.3	274.3	r 56.3	r 66.6	r 75.6	r 84.8	r 77.0
Australia	193	1.9	r 0.3	r 0.3	r 1.1	r 0.0	23.2	r 2.0	r 10.6	r 13.3	r 39.5	r 39.3
Canada	156	1.2	r 0.5	r 0.5	r 0.2	r 0.2	r 0.2	122.7	r 22.6	r 23.9	r 19.7	r 24.7	r 20.9
China,P.R.: Hong Kong	532	3.4	r 1.1	r 0.6	r 1.2	r 1.3	r 1.0	63.3	r 14.0	r 12.6	r 25.1	r 22.5	r 18.7
Czech Republic	935	0.0	r 0.0	r 0.0	4.1	r 0.7	r 1.5	r 1.9	r 1.2	r 0.5
Denmark	128	13.1	r 0.8	r 2.4	r 4.6	r 2.4	r 0.4	42.6	r 10.6	r 10.3	r 11.8	r 13.3	r 13.6
Iceland	176	0.2	r 0.0	r 0.1	r 0.0	r 0.1
Israel	436	0.6	r 0.0	r 0.0	9.3	r 2.0	r 2.4	r 3.0	r 2.7	r 2.8
Japan	158	5.5	r 1.4	r 1.1	r 3.0	r 1.9	r 1.2	314.1	r 74.3	r 63.6	r 67.3	r 75.3	r 64.6
Korea, Republic of	542	11.0	r 1.0	r 1.5	r 3.3	r 2.0	r 2.1	317.9	r 120.8	r 148.5	r 96.1	r 84.3	r 52.9
New Zealand	196	0.4	r 0.1	r 0.2	r 0.1	r 0.2	r 0.1	31.5	r 5.3	r 7.3	r 8.2	r 8.6	r 7.2
Norway	142	1.7	r 0.0	r 0.0	r 0.0	5.6	r 1.5	r 2.3	r 1.6	r 1.5	r 1.5
Singapore	576	0.4	r 0.1	r 0.1	r 0.1	13.3	r 2.4	r 2.7	r 3.0	r 1.2	r 1.3
Sweden	144	0.2	r 0.0	r 0.0	r 0.0	r 0.0	19.2	r 6.3	r 4.2	r 3.9	r 5.2	r 2.8
Switzerland	146	0.3	r 0.0	r 0.0	52.2	r 8.9	r 10.5	r 19.2	r 13.5	r 9.1
Taiwan Prov. of China	528	26.8	r 8.2	r 9.0	r 10.7	r 8.4	r 7.7	61.9	r 16.0	r 16.6	r 18.0	r 17.2	r 15.8
United Kingdom	112	13.6	r 2.5	r 3.2	r 2.0	r 1.7	r 1.2	70.7	r 18.5	r 16.4	r 16.4	r 16.3	r 14.7
United States	111	136.0	r 29.1	r 37.5	r 32.4	r 25.8	r 27.3	3,001.5	r 767.5	r 760.0	r 738.4	r 832.6	r 597.5
Emerg. & Dev. Economies	200	237.2	69.9	74.2	63.1	61.2	53.4	4,017.6	956.2	1,059.2	1,202.4	1,190.7	1,230.1
Emerg. & Dev. Asia	505	89.1	30.3	39.3	28.8	23.6	19.8	1,484.5	345.6	406.0	466.0	426.0	659.6
American Samoa	859	0.9	r 0.0	r 0.3	r 0.1
Bangladesh	513	5.1	r 1.5	r 1.1	r 1.4	r 1.7	r 1.1
Cambodia	522	r 0.0	r 0.0	1.5	r 0.4	r 0.5	r 0.5	r 0.6	r 0.5
China,P.R.: Mainland	924	35.5	r 11.0	r 14.5	r 12.3	r 4.9	r 2.3	1,070.2	r 240.1	r 303.9	r 378.0	r 320.9	r 548.5
Fiji	819	0.1
India	534	24.0	r 11.2	r 13.0	r 5.1	r 4.2	r 4.7	120.7	r 28.3	r 28.6	r 28.4	r 32.1	r 22.8
Indonesia	536	0.0	r 0.0	38.8	r 10.6	r 8.0	r 10.1	r 24.0	r 48.0
Malaysia	548	0.1	r 0.0	r 0.0	r 0.0	r 0.0	21.8	r 8.1	r 3.6	r 4.6	r 6.0	r 3.2
Philippines	566	1.6	r 0.4	r 0.2	r 0.7	r 0.3	r 0.4
Sri Lanka	524	0.1	r 0.0	r 0.0	r 0.0	r 0.1	1.1	r 0.2	r 0.3	r 0.3	r 0.4	r 0.0
Thailand	578	6.8	r 1.5	r 2.2	r 4.4	r 4.2	r 5.0	202.5	r 47.5	r 50.9	r 34.6	r 32.3	r 30.8
Vietnam	582	21.5	r 6.5	r 9.6	r 6.9	r 10.0	r 7.7	21.2	r 8.5	r 8.9	r 7.3	r 7.9	r 4.4
Europe	170	5.5	0.7	1.0	1.0	2.1	2.5	71.7	31.1	33.1	41.4	50.8	68.9
Emerg. & Dev. Europe	903	4.7	0.5	0.6	0.7	1.5	2.2	64.4	27.1	29.6	38.8	46.4	65.8
Albania	914	1.3	0.0	r 0.0
Bulgaria	918	3.1	r 0.4	r 0.6	r 0.7	r 0.8	r 0.3
Croatia	960	r 0.0	0.0	r 0.3
Hungary	944	4.2	r 3.9	r 1.9	r 1.4	r 0.9	r 1.1

Panama (283)

In Millions of U.S. Dollars

		Exports (FOB)						Imports (CIF)					
		2016	2017Q1	2017Q2	2017Q3	2017Q4	2018Q1	2016	2017Q1	2017Q2	2017Q3	2017Q4	2018Q1
Poland	964	1.4	r 0.1	r 0.1	r 0.1	r 0.1	r 0.1	11.5	r 4.8	r 7.7	r 4.1	r 2.9	r 3.4
Romania	968	0.1	r 0.0	r 0.0	2.0	r 0.2	r 0.2	r 0.4	r 0.7	r 1.6
Turkey	186	2.0	r 0.4	r 0.5	r 0.6	r 1.4	r 2.1	43.5	r 17.5	r 19.1	r 32.2	r 41.2	r 59.5
CIS	901	0.8	0.2	0.4	0.4	0.6	0.3	7.3	3.9	3.5	2.7	4.4	3.1
Belarus	913	0.1	r 0.1
Georgia	915	0.1	r 0.2	r 0.1	r 0.0
Russian Federation	922	0.6	r 0.0	r 0.3	r 0.4	r 0.6	r 0.3	6.6	r 3.9	r 3.4	r 2.6	r 4.3	r 3.1
Ukraine	926	r 0.0	r 0.1	0.6	r 0.1	r 0.1
Mid East, N Africa, Pak	440	1.0	0.5	0.3	0.7	1.1	1.5	15.2	3.3	3.7	5.7	4.7	2.7
Egypt	469	1.7	r 0.4	r 0.5	r 0.9	r 1.1	r 0.7
Iran, I.R. of	429	r 0.0	r 0.3	r 0.3
Jordan	439	r 0.0	r 0.1	r 0.2	r 0.1
Lebanon	446	0.1	r 0.2	r 0.0	r 0.0	r 0.1
Morocco	686	0.1	r 0.1	r 0.3	r 0.4	r 0.1	r 0.2	5.9	r 1.0	r 1.1	r 2.0	r 0.9	r 0.6
Oman	449	0.1	r 0.0	r 0.0
Pakistan	564	0.0	r 0.0	r 0.0	r 0.0	r 0.1	r 0.0	3.7	r 0.8	r 0.8	r 1.6	r 1.2	r 0.7
Qatar	453	0.5	r 0.2	r 0.1	r 0.3	r 0.5
Saudi Arabia	456	0.1	r 0.0	r 0.1	r 0.4	r 0.9	0.1	r 0.0	r 0.0	r 0.0	r 0.2	r 0.1
Tunisia	744	0.9	r 0.4	r 0.4	r 0.3	r 0.5	r 0.0
United Arab Emirates	466	0.8	r 0.3	r 0.0	2.1	r 0.4	r 0.8	r 0.6	r 0.8	r 0.1
Sub-Saharan Africa	603	1.3	1.0	0.3	0.2	0.1	43.8	6.0	11.8	26.4	18.7	9.3
Benin	638	0.5	r 0.2	r 0.1
Madagascar	674	0.1	r 0.0	r 0.0	r 0.0	r 0.0	r 0.1
South Africa	199	0.8	r 0.8	r 0.2	r 0.1	r 0.1	43.7	r 6.0	r 11.8	r 26.4	r 18.7	r 9.3
Togo	742	r 0.1
Western Hemisphere	205	140.3	37.4	33.3	32.4	34.3	29.6	2,402.4	570.3	604.7	662.8	690.4	489.6
Antigua and Barbuda	311	0.1	r 0.1
Argentina	213	0.1	r 0.0	r 0.0	r 0.0	53.5	r 13.4	r 13.2	r 28.9	r 31.8	r 31.2
Aruba	314	1.2	r 0.2	r 0.3	r 0.4	r 0.3	r 0.3
Bahamas, The	313	0.3	r 0.1	r 0.1	r 0.2	r 0.3	r 0.2	0.3
Barbados	316	1.6	r 0.2	r 0.2	r 0.7	r 0.5	r 0.7	0.6	r 0.1	r 0.0	r 0.0	r 0.1	r 0.2
Belize	339	0.2	r 0.0	r 0.0	r 0.0	r 0.0	2.0	r 0.2	r 0.0	r 0.1	r 0.0	r 0.0
Bolivia	218	2.0	r 0.5	r 0.6	r 0.8	r 0.3	0.4	r 0.1	r 0.0	r 0.0	r 0.3	r 0.0
Brazil	223	4.4	r 1.6	r 1.6	r 1.8	r 1.4	r 1.7	207.6	r 49.4	r 63.9	r 65.0	r 111.7	r 68.1
Chile	228	2.9	r 0.5	r 0.7	r 1.4	r 0.9	r 0.4	91.2	r 20.9	r 24.4	r 26.5	r 24.8	r 20.6
Colombia	233	8.5	r 3.2	r 4.0	r 2.3	r 2.3	r 1.8	362.1	r 67.6	r 81.3	r 86.0	r 89.8	r 51.5
Costa Rica	238	38.4	r 9.6	r 7.6	r 8.7	r 9.3	r 9.7	454.6	r 109.5	r 118.1	r 120.6	r 118.7	r 87.5
Curacao	354	1.3	r 0.4	r 0.3	r 0.2	r 0.2	r 0.2
Dominica	321	0.2	r 0.1	r 0.0	r 0.1
Dominican Republic	243	2.8	r 1.3	r 0.9	r 1.0	r 0.5	r 0.6	23.7	r 4.9	r 5.4	r 5.8	r 5.0	r 3.7
Ecuador	248	5.9	r 0.6	r 0.5	r 0.6	r 0.7	r 0.3	31.7	r 24.8	r 8.9	r 8.7	r 13.3	r 5.1
El Salvador	253	8.9	r 2.0	r 1.9	r 1.7	r 2.1	r 2.5	121.1	r 28.7	r 28.9	r 30.1	r 30.5	r 27.1
Guatemala	258	11.0	r 2.6	r 2.4	r 3.1	r 3.0	r 1.9	176.0	r 39.7	r 43.6	r 45.4	r 44.8	r 37.2
Guyana	336	0.0	r 0.0	r 0.0	r 0.0	r 0.0	19.4	r 0.3	r 2.7	r 9.2	r 1.9	r 2.4
Haiti	263	0.2	r 0.1	r 0.0	r 0.0	r 0.0	r 0.0	r 0.0
Honduras	268	7.3	r 4.0	r 3.5	r 1.1	r 1.7	r 1.7	37.6	r 8.4	r 13.6	r 11.1	r 11.0	r 6.6
Jamaica	343	4.0	r 1.1	r 0.8	r 0.8	r 1.0	r 0.8	0.3	r 0.1	r 0.0	r 0.0	r 0.0
Mexico	273	6.2	r 0.7	r 1.3	r 1.6	r 2.8	r 0.3	618.7	r 146.8	r 157.4	r 160.2	r 160.6	r 107.4
Netherlands Antilles	353	0.1	r 0.0
Nicaragua	278	15.5	r 5.5	r 2.5	r 2.2	r 3.3	r 3.1	42.0	r 9.7	r 9.3	r 10.1	r 7.0	r 7.9
Paraguay	288	0.1	r 0.2	r 0.1	r 0.1	1.8	r 0.1	r 0.5	r 0.5	r 0.4	r 0.1
Peru	293	3.3	r 0.4	r 0.3	r 0.7	r 0.6	r 1.0	112.7	r 37.4	r 23.5	r 46.4	r 29.4	r 27.9
Sint Maarten	352	0.2	r 0.0	r 0.1	r 0.1
St. Kitts and Nevis	361	0.1
St. Lucia	362	0.1	r 0.0	r 0.1	r 0.2
St. Vincent & Grens.	364	0.1	r 0.1	r 0.0	r 0.1
Suriname	366	7.6	r 1.0	r 2.3	r 1.6	r 1.1	r 1.1	0.8	r 0.9	r 0.0	r 0.0
Trinidad and Tobago	369	5.0	r 1.2	r 0.9	r 0.8	r 1.2	r 1.0	8.5	r 1.9	r 4.5	r 3.0	r 2.4	r 2.5
Uruguay	298	0.2	r 0.0	r 0.1	r 0.0	r 0.0	r 0.0	12.1	r 3.0	r 2.9	r 2.5	r 4.9	r 1.5
Venezuela, Rep. Bol.	299	0.6	r 0.1	r 0.1	r 0.4	r 0.5	r 0.1	23.9	r 2.4	r 2.3	r 2.6	r 1.9	r 1.0

Panama (283)

In Millions of U.S. Dollars

		Exports (FOB)						Imports (CIF)					
		2016	2017Q1	2017Q2	2017Q3	2017Q4	2018Q1	2016	2017Q1	2017Q2	2017Q3	2017Q4	2018Q1
Other Countries n.i.e	910	1.6	0.4	0.1	0.1	0.3	0.3	1.0	0.1	0.1	0.2	0.3	0.3
Cuba	928	1.6	r 0.4	r 0.1	r 0.1	r 0.3	r 0.3	1.0	r 0.1	r 0.1	r 0.2	r 0.3	r 0.3
Special Categories	899	21.9	r 6.3	r 6.3	r 5.2	r 5.4	r 3.4	2,392.0	r 633.6	r 615.4	r 674.7	r 841.7	r 723.0
Memorandum Items													
Africa	605	1.4	1.1	0.6	0.6	0.2	0.2	50.6	7.3	13.3	28.7	20.1	10.0
Middle East	405	0.8	0.3	0.0	0.2	0.9	1.3	4.6	1.2	1.4	1.9	2.1	1.4
European Union	998	187.7	35.9	48.3	51.8	47.0	35.7	1,290.4	297.3	345.3	350.5	353.4	319.3
Export earnings: fuel	080	23.6	5.9	6.5	5.4	6.4	4.7	436.1	101.3	101.4	103.9	112.9	63.8
Export earnings: nonfuel	092	612.5	148.2	173.3	166.9	147.5	127.6	11,260.9	2,813.7	2,969.4	3,130.3	3,391.5	3,034.1

Papua New Guinea (853)

In Millions of U.S. Dollars

		Exports (FOB)						Imports (CIF)					
		2016	2017Q1	2017Q2	2017Q3	2017Q4	2018Q1	2016	2017Q1	2017Q2	2017Q3	2017Q4	2018Q1
IFS World		8,175.6	2,326.2	2,516.3	2,273.5	2,105.4	625.1	713.1	568.8
World	001	6,568.9	1,403.9	2,008.5	1,810.5	1,964.4	1,629.0	5,032.0	1,108.3	1,238.7	1,310.8	1,357.0	1,245.0
Advanced Economies	110	4,941.4	958.9	1,584.2	1,253.3	1,296.8	1,026.4	3,276.8	657.9	762.9	798.8	777.7	754.1
Euro Area	163	482.5	161.5	168.0	203.3	155.5	142.5	175.7	25.9	56.5	16.8	54.9	31.1
Austria	122	0.0	r 0.0	r 0.0	r 0.0	r 0.0	r 0.0	e 2.2	e 0.1	e 0.3	e 0.2	e 0.6	e 2.2
Belgium	124	40.4	r 11.4	r 7.5	r 11.5	r 11.4	r 8.3	e 11.9	e 4.7	e 1.8	e 1.9	e 5.4	e 3.7
Cyprus	423	e 0.2	e 0.0	e 0.1	e 0.1	e 0.1	e 0.1
Finland	172	0.1	r 0.2	r 0.0	r 0.1	r 0.1	r 0.0	e 2.8	e 0.4	e 0.1	e 0.3	e 3.1	e 1.0
France	132	5.2	r 0.6	r 2.8	r 1.8	r 2.1	r 2.5	e 82.0	e 1.9	e 28.6	e 0.8	e 27.3	e 1.3
Germany	134	120.8	r 27.7	r 33.5	r 56.6	r 27.1	r 19.8	e 33.2	e 9.4	e 9.8	e 4.9	e 7.8	e 10.5
Greece	174	1.1	r 0.2	r 0.3	r 0.1	r 0.3	e 0.0	e 0.0	e 0.0	e 0.0	e 0.0	e 0.0
Ireland	178	0.2	r 0.1	r 0.0	r 0.0	r 0.0	e 2.0	e 0.1	e 0.2	e 1.0	e 0.0	e 0.0
Italy	136	62.7	r 18.9	r 19.5	r 17.5	r 18.8	r 15.0	e 25.0	e 6.7	e 11.0	e 2.5	e 6.5	e 5.4
Latvia	941	r 0.1	r 0.0	e 0.1	e 0.0	e 0.0	e 0.0	e 0.0	e 0.0
Lithuania	946	e 0.0	e 0.0	e 0.1
Luxembourg	137	12.8	r 3.2	r 3.2	r 3.2	r 3.2	r 3.2	e 1.4	e 0.1	e 0.0	e 0.1	e 0.0	e 0.0
Malta	181	r 0.1
Netherlands	138	173.4	r 74.4	r 75.2	r 94.0	r 62.8	r 72.5	e 13.0	e 2.0	e 3.8	e 3.4	e 3.0	e 5.4
Portugal	182	0.3	r 0.0	r 0.3	r 0.1	r 0.3	r 0.0	e 0.1	e 0.0	e 0.1	e 0.0	e 0.1	e 0.1
Slovenia	961	0.1	r 0.1	r 0.1	e 0.0	e 0.0
Spain	184	65.5	r 24.6	r 25.7	r 18.4	r 29.8	r 20.9	e 1.9	e 0.4	e 0.6	e 1.4	e 1.0	e 1.3
Australia	193	1,439.8	r 336.1	r 369.9	r 295.6	r 368.7	r 298.7	e 1,811.3	e 326.5	e 376.9	e 439.9	e 381.0	e 401.1
Canada	156	2.6	r 0.6	r 1.0	r 0.7	r 0.6	r 1.0	e 14.2	e 2.6	e 1.4	e 3.4	e 2.1	e 6.3
China,P.R.: Hong Kong	532	2.8	r 9.9	r 1.5	r 7.2	r 1.8	r 12.6	e 42.7	e 7.9	e 7.7	e 7.4	e 10.0	e 5.7
Czech Republic	935	0.0	r 0.1	r 0.9	r 2.2	e 1.5	e 0.9	e 1.7	e 2.5	e 2.1	e 2.4
Denmark	128	0.7	r 0.5	r 0.1	r 0.2	r 0.3	r 0.2	e 9.4	e 2.2	e 3.3	e 1.8	e 1.9	e 2.4
Iceland	176	e 0.1	e 0.0
Israel	436	e 1.8	e 0.3	e 2.7	e 0.2	e 0.9	e 0.3
Japan	158	828.5	r 206.2	r 253.4	r 292.7	r 249.0	r 211.9	e 180.5	e 50.5	e 50.9	e 44.3	e 48.2	e 39.4
Korea, Republic of	542	61.9	r 32.0	r 30.3	r 9.4	r 32.6	r 35.9	e 97.0	e 9.8	e 12.0	e 12.7	e 13.9	e 9.4
New Zealand	196	4.9	r 0.6	r 1.5	r 1.1	r 1.3	r 9.0	e 140.5	e 44.5	e 37.5	e 34.1	e 33.5	e 31.6
Norway	142	e 0.3	e 0.0	e 0.0	e 0.1	e 0.2	e 0.2
Singapore	576	1,499.3	r 61.4	r 580.1	r 296.5	r 331.0	r 168.2	e 428.4	e 124.4	e 132.1	e 113.4	e 148.2	e 151.1
Sweden	144	3.9	r 0.8	r 0.2	r 1.4	r 0.1	r 0.3	e 2.8	e 0.5	e 0.2	e 2.0	e 0.6	e 0.3
Switzerland	146	6.4	r 1.4	r 1.5	r 3.5	r 3.5	r 3.6	e 2.0	e 0.5	e 0.2	e 0.6	e 0.1	e 0.1
Taiwan Prov.of China	528	e 433.7	e 98.9	e 103.2	e 105.4	e 113.8	e 107.0	e 150.6	e 41.6	e 44.8	e 50.4	e 52.9	e 49.0
United Kingdom	112	107.5	r 31.2	r 32.9	r 19.9	r 24.3	r 22.8	e 75.7	e 4.7	e 17.3	e 5.8	e 4.8	e 3.0
United States	111	66.9	r 17.8	r 39.7	r 16.4	r 14.3	r 10.6	e 142.5	e 15.0	e 17.9	e 63.5	e 22.5	e 20.7
Emerg. & Dev. Economies	200	1,621.2	443.3	422.4	555.0	665.4	600.8	1,755.2	450.5	475.7	512.0	579.3	490.9
Emerg. & Dev. Asia	505	1,427.2	393.1	366.5	489.4	600.6	544.9	1,692.7	413.8	460.3	499.6	513.7	470.5
Bangladesh	513	e 3.0	e 0.9	e 0.9	e 0.8	e 0.6	e 1.2
Brunei Darussalam	516	r 0.0	r 0.0	r 0.0	e 1.7	e 1.1	e 0.7	e 0.3	e 0.4
Cambodia	522	e 0.1	e 0.0	e 0.0	e 0.0	e 0.0	e 0.0
China,P.R.: Mainland	924	748.3	r 192.1	r 186.3	r 242.5	r 304.9	r 237.0	e 752.1	e 175.2	e 219.3	e 222.6	e 258.5	e 182.4
Fiji	819	1.9	r 0.5	r 0.6	r 0.7	r 0.7	r 0.6	e 19.2	e 2.7	e 2.6	e 2.8	e 2.2	e 3.2
F.T. French Polynesia	887	0.5	r 0.1	r 0.1	r 0.2	r 0.2	r 0.1	e 0.0	e 0.0	e 0.0	e 0.0	e 0.0	e 0.0
F.T. New Caledonia	839	1.6	r 0.4	r 0.5	r 0.6	r 0.6	r 0.5	e 0.0	e 0.0	e 0.0	e 0.0	e 0.0	e 0.0
Guam	829	0.2	r 0.1	r 0.1	r 0.1	r 0.1	r 0.1
India	534	182.1	r 45.7	r 59.6	r 55.1	r 133.3	r 115.1	e 44.3	e 7.8	e 12.4	e 11.1	e 9.9	e 13.7
Indonesia	536	9.1	r 1.8	r 1.4	r 2.3	r 3.2	r 3.1	e 169.0	e 49.2	e 48.3	e 52.3	e 46.7	e 78.1
Malaysia	548	78.9	r 54.2	r 14.6	r 81.6	r 81.6	r 70.2	e 377.4	e 89.6	e 85.2	e 106.7	e 94.2	e 97.2
Marshall Islands	867	0.1	r 0.0	r 0.0	r 0.0	r 0.0	r 0.0
Myanmar	518	0.0	r 0.0	r 0.0	r 0.0	r 0.0	r 0.0	e 0.4	e 0.2	e 0.2	e 0.2	e 0.2	e 0.2
Philippines	566	324.4	r 74.5	r 77.9	r 75.3	r 48.2	r 84.9	e 19.7	e 7.0	e 8.6	e 8.1	e 5.1	e 5.2
Samoa	862	0.8	r 0.2	r 0.2	r 0.3	r 0.3	r 0.2	e 0.0	e 0.0	e 0.0	e 0.0	e 0.0	e 0.0
Solomon Islands	813	17.6	r 4.8	r 5.3	r 6.2	r 6.2	r 5.4	e 1.0	e 0.5	e 0.5	e 0.6	e 0.7	e 0.7
Sri Lanka	524	0.4	r 0.1	r 0.8	r 0.7	r 0.6	r 0.0	e 1.2	e 0.3	e 0.4	e 0.5	e 0.3	e 0.2
Thailand	578	46.8	r 14.7	r 14.8	r 18.8	r 15.8	r 23.2	e 155.9	e 42.0	e 33.9	e 41.7	e 37.9	e 35.4
Tonga	866	0.1	r 0.0	r 0.0	r 0.0	r 0.0	r 0.0	e 0.0	e 0.0	e 0.0	e 0.0	e 0.0	e 0.0
Vanuatu	846	2.3	r 0.6	r 0.7	r 0.8	r 0.8	r 0.7	e 2.4	e 0.5	e 0.3	e 0.3	e 0.4	e 0.2

Papua New Guinea (853)

In Millions of U.S. Dollars

		Exports (FOB)						Imports (CIF)					
		2016	2017Q1	2017Q2	2017Q3	2017Q4	2018Q1	2016	2017Q1	2017Q2	2017Q3	2017Q4	2018Q1
Vietnam	582	12.0	r 3.2	r 3.6	r 4.2	r 4.2	r 3.6	e 145.2	e 36.7	e 46.8	e 51.5	e 56.6	e 52.6
Europe	170	4.8	2.2	1.6	2.1	1.5	1.2	38.9	2.9	2.0	1.6	2.9	3.6
Emerg. & Dev. Europe	903	1.2	1.1	0.7	0.2	0.2	0.3	2.6	2.0	1.6	1.4	2.4	3.0
Bulgaria	918	0.8	r 0.2	r 0.2	r 0.2	r 0.2	r 0.2
Croatia	960	0.2	r 0.1	r 0.0	r 0.1	r 0.1	e 0.0	e 0.0	e 0.1
Poland	964	0.2	r 0.8	r 0.4	e 0.7	e 0.2	e 0.1	e 0.1	e 0.4	e 1.2
Romania	968	e 0.0	e 0.0	e 0.1	e 0.0
Turkey	186	e 1.8	e 1.8	e 1.4	e 1.3	e 1.9	e 1.7
CIS	901	3.6	1.0	1.0	1.8	1.3	0.9	36.3	0.9	0.5	0.2	0.5	0.5
Armenia	911	e 0.1
Belarus	913	e 0.0	e 0.0	e 0.0	e 0.0	e 0.0	e 0.0	e 0.4	e 0.4	e 0.0	e 0.5
Georgia	915	1.5	r 0.4	r 0.4	r 0.4	r 0.4	r 0.4
Russian Federation	922	2.1	r 0.7	r 0.6	r 1.4	r 0.9	r 0.6	e 36.3	e 0.5	e 0.1	e 0.1	e 0.5	e 0.0
Mid East, N Africa, Pak	440	3.4	0.3	1.3	1.4	1.5	1.4	4.9	28.8	0.6	0.7	54.7	5.8
Egypt	469	0.3	r 0.1	r 0.1	r 0.1	r 0.1	r 0.1
Iran, I.R. of	429	0.1	r 0.0	r 0.0	r 0.0	r 0.0	r 0.0
Jordan	439	2.5	r 0.9	r 1.1	r 1.1	r 1.2
Lebanon	446	e 0.0	e 0.1
Oman	449	e 0.2	e 0.6
Pakistan	564	r 0.0	r 0.0	r 0.0	r 0.1	r 0.0	e 1.1	e 20.9	e 0.1	e 0.6	e 0.4	e 0.6
Qatar	453	e 3.6	e 3.5	e 0.6	e 0.0	e 7.6	e 0.0
Saudi Arabia	456	0.0	r 0.0	r 0.0	r 0.0	r 0.0	r 0.0	e 3.6	e 46.7	e 5.1
United Arab Emirates	466	0.5	r 0.1	r 0.2	r 0.1	r 0.1	r 0.1
Sub-Saharan Africa	603	13.0	1.4	1.4	1.5	1.5	1.3	13.5	4.1	5.9	4.6	5.9	9.6
Angola	614	e 2.8	e 0.8	e 0.7	e 0.7	e 0.7	e 0.6
Ethiopia	644	0.1	r 0.0	r 0.0	r 0.0	r 0.0	r 0.0
Gambia, The	648	1.3	r 0.3	r 0.4	r 0.4	r 0.4	r 0.4
Madagascar	674	0.1	r 0.0	r 0.0	r 0.0	r 0.0	r 0.0
Mauritius	684	e 8.1	e 0.0	e 0.0	e 0.0	e 0.0
Senegal	722	e 0.1	e 0.0
Seychelles	718	e 0.5	e 0.1	e 0.1	e 0.2	e 0.2	e 0.2
South Africa	199	0.0	r 0.0	r 0.0	r 0.0	r 0.0	r 0.0	e 13.4	e 4.1	e 5.8	e 4.6	e 5.9	e 9.6
Swaziland	734	0.1	r 0.0	r 0.0	r 0.0	r 0.0	r 0.0
Western Hemisphere	205	172.8	46.4	51.7	60.6	60.3	52.0	5.1	0.9	7.0	5.5	2.1	1.5
Anguilla	312	0.2	r 0.0	r 0.1	r 0.1	r 0.1	r 0.1
Antigua and Barbuda	311	64.5	r 17.3	r 19.2	r 22.4	r 22.4	r 19.2
Argentina	213	0.0	r 0.0	r 0.0	r 0.0	e 0.0	e 0.0	e 0.4	e 0.1
Brazil	223	0.0	r 0.0	r 0.0	r 0.0	r 0.0	r 0.1	e 3.2	e 0.5	e 1.1	e 0.8	e 1.0	e 0.9
Chile	228	0.6	r 0.1	r 0.1	r 0.3	r 0.1	r 0.1	e 1.2	e 0.0	e 5.0	e 4.2	e 0.0	e 0.1
Colombia	233	0.2	r 0.0	r 0.0	r 0.0	r 0.0	r 0.0	e 0.0	e 0.0	e 0.0	e 0.1
Curacao	354	106.6	r 28.8	r 32.1	r 37.6	r 37.6	r 32.4
Ecuador	248	e 0.0	e 0.0	e 0.0	e 0.1	e 0.3	e 0.0	e 0.1
El Salvador	253	0.5
Honduras	268	0.0	r 0.1
Mexico	273	0.0	r 0.0	r 0.0	r 0.0	r 0.0	r 0.0	e 0.6	e 0.3	e 0.2	e 0.1	e 1.0	e 0.3
Nicaragua	278	0.1	r 0.0	r 0.0	r 0.0	r 0.0	r 0.0
Panama	283	0.1	r 0.0	r 0.0	r 0.0	r 0.0	r 0.0
Other Countries n.i.e	910	6.2	1.7	1.8	2.2	2.1	1.8
Korea, Dem. People's Rep.	954	6.2	r 1.7	r 1.8	r 2.2	r 2.1	r 1.8
Memorandum Items													
Africa	605	13.0	1.4	1.4	1.5	1.5	1.3	13.5	4.1	5.9	4.6	5.9	9.6
Middle East	405	3.4	0.2	1.2	1.4	1.4	1.4	3.8	7.9	0.6	0.1	54.3	5.2
European Union	998	595.8	195.2	202.8	225.1	180.3	168.2	265.8	34.4	79.1	29.0	64.8	40.6
Export earnings: fuel	080	5.8	1.7	1.6	2.4	1.9	1.4	41.9	9.5	1.6	0.8	55.2	5.4
Export earnings: nonfuel	092	6,563.1	1,402.2	2,006.9	1,808.1	1,962.5	1,627.6	4,990.1	1,098.9	1,237.1	1,310.0	1,301.8	1,239.7

Paraguay (288)

In Millions of U.S. Dollars

		Exports (FOB)						Imports (FOB)					
		2016	2017Q1	2017Q2	2017Q3	2017Q4	2018Q1	2016	2017Q1	2017Q2	2017Q3	2017Q4	2018Q1
IFS World		8,501.2	2,462.3	1,858.9	2,344.8	2,014.1	2,304.3	9,042.5	2,455.5	2,477.6	2,948.1	3,146.3	2,929.9
World	001	8,617.9	2,458.5	1,887.2	2,348.6	2,006.8	2,355.3	9,140.3	2,455.5	2,480.3	2,955.6	3,130.8	2,905.2
Advanced Economies	110	1,515.2	477.8	294.2	416.6	282.8	162.3	1,923.2	524.8	516.5	603.7	717.4	690.1
Euro Area	163	867.2	303.4	165.1	228.6	144.4	86.6	641.1	174.9	179.0	182.1	252.3	305.6
Austria	122	0.9	r 1.3	r 0.3	r 2.6	r 1.3	r 0.9	14.4	r 2.9	r 4.7	r 4.3	r 3.3	r 5.1
Belgium	124	9.2	r 1.4	r 0.2	r 1.2	r 1.5	r 0.8	34.2	r 8.3	r 3.6	r 5.1	r 5.6	r 25.5
Finland	172	r 0.0	r 0.0	r 0.0	10.7	r 4.4	r 3.3	r 4.7	r 2.7	r 5.0
France	132	8.1	r 2.1	r 1.1	r 2.4	r 3.4	r 2.6	114.2	r 24.3	r 17.8	r 22.6	r 30.6	r 31.8
Germany	134	199.0	r 120.3	r 32.2	r 20.5	r 11.7	r 9.8	209.3	r 59.7	r 59.4	r 62.7	r 61.0	r 72.5
Greece	174	28.0	r 26.4	r 3.2	r 8.9	r 0.2	r 12.5	8.7	r 2.9	r 2.8	r 1.5	r 1.8	r 2.2
Ireland	178	0.1	r 0.0	r 2.6	r 0.0	2.8	r 2.2	r 0.5	r 0.7	r 0.6	r 3.5
Italy	136	297.8	r 77.1	r 64.6	r 56.7	r 35.3	r 32.8	70.9	r 22.4	r 17.7	r 24.9	r 15.8	r 25.2
Netherlands	138	77.8	r 26.5	r 8.8	r 15.8	r 18.1	r 4.3	57.9	r 9.2	r 33.2	r 19.8	r 98.8	r 95.6
Portugal	182	70.1	r 24.1	r 22.2	r 21.9	r 16.9	r 15.8	11.8	r 10.9	r 3.0	r 2.4	r 5.3	r 4.6
Slovak Republic	936	4.5	r 1.1	r 1.2	r 1.6	r 1.4	r 1.5
Slovenia	961	1.9	r 0.8	r 0.1	r 0.8	r 0.6	r 0.6
Spain	184	176.1	r 24.3	r 32.4	r 98.5	r 53.3	r 7.1	99.7	r 25.8	r 31.5	r 31.1	r 24.7	r 32.6
Australia	193	2.8	r 0.8	r 0.3	r 0.8	r 0.3	r 0.2	2.0	r 0.2	r 0.2	r 0.1	r 1.9	r 0.2
Canada	156	3.3	r 0.5	r 0.6	r 0.9	r 1.0	r 0.3	28.5	r 7.8	r 5.7	r 10.8	r 10.5	r 4.6
China,P.R.: Hong Kong	532	28.1	r 5.2	r 6.7	r 13.4	r 12.9	r 10.2	43.6	r 10.0	r 12.6	r 15.7	r 17.4	r 19.0
Czech Republic	935	0.6	r 0.1	r 0.2	r 0.0	r 0.1	r 0.0	4.0	r 1.0	r 1.1	r 1.2	r 1.0	r 1.2
Denmark	128	47.9	r 9.8	r 8.4	r 3.8	r 1.7	r 0.0	6.1	r 1.6	r 1.6	r 1.5	r 1.5	r 2.2
Israel	436	157.6	r 50.1	r 17.9	r 42.1	r 18.0	r 28.8	11.6	r 1.9	r 0.6	r 2.4	r 3.6	r 4.0
Japan	158	39.8	r 0.9	r 14.8	r 13.1	r 6.2	r 3.2	210.9	r 63.0	r 59.8	r 74.1	r 71.0	r 83.3
Korea, Republic of	542	60.2	r 12.2	r 20.1	r 32.6	r 29.5	r 0.9	187.1	r 55.2	r 41.1	r 50.1	r 42.9	r 54.9
New Zealand	196	0.3	r 0.0	r 0.0	r 0.1	r 0.1	r 0.3	3.8	r 0.2	r 0.1	r 0.4	r 0.2	r 0.1
Norway	142	0.0	r 0.1	r 0.1	2.0	r 0.9	r 1.2	r 1.7	r 0.2	r 1.0
Singapore	576	4.4	r 5.8	r 0.1	r 0.6	r 0.6	r 0.4	18.0	r 7.5	r 4.4	r 11.5	r 9.9	r 5.6
Sweden	144	12.2	r 1.5	r 3.0	r 2.4	r 2.2	r 1.1	27.2	r 7.4	r 7.9	r 8.9	r 7.5	r 10.4
Switzerland	146	18.8	r 23.5	r 11.5	r 4.0	r 19.1	r 3.6	24.7	r 5.6	r 7.4	r 5.8	r 31.3	r 22.4
Taiwan Prov.of China	528	15.4	r 9.3	r 5.9	r 16.7	r 7.6	r 3.1	27.7	r 9.1	r 7.4	r 5.6	r 8.8	r 7.9
United Kingdom	112	113.3	r 22.5	r 21.7	r 14.5	r 14.7	r 3.7	40.6	r 9.3	r 9.7	r 8.8	r 12.7	r 8.3
United States	111	143.3	r 32.3	r 18.0	r 43.2	r 24.4	r 19.8	644.4	r 169.4	r 176.7	r 223.1	r 244.6	r 159.5
Emerg. & Dev. Economies	200	6,471.3	1,873.4	1,512.0	1,829.8	1,636.2	2,092.5	6,948.0	1,892.3	1,925.2	2,306.0	2,364.4	2,169.4
Emerg. & Dev. Asia	505	289.1	56.1	79.2	70.5	34.6	23.9	2,727.6	815.2	795.9	990.8	1,124.6	996.1
Bangladesh	513	2.0	r 0.3	r 0.7	r 0.6	r 0.8	r 0.6
China,P.R.: Mainland	924	2,491.6	r 752.4	r 737.1	r 915.9	r 1,045.2	r 910.7
India	534	193.8	r 46.2	r 68.6	r 57.0	r 31.3	r 21.1	132.5	r 39.3	r 26.3	r 41.5	r 41.2	r 50.6
Indonesia	536	28.6	r 0.1	r 5.5	r 9.6	r 0.3	r 0.1	10.0	r 3.1	r 2.4	r 3.7	r 5.3	r 4.4
Malaysia	548	10.8	r 5.7	r 2.7	r 0.6	r 0.1	r 0.0	20.9	r 5.1	r 2.6	r 2.8	r 3.8	r 4.1
Philippines	566	0.2	r 0.1	r 0.0	r 0.2	2.0	r 0.2	r 1.6	r 0.7	r 1.0	r 0.5
Sri Lanka	524	0.4	r 0.0	r 0.0	r 0.1	r 0.2	r 0.1
Thailand	578	55.6	r 4.1	r 2.3	r 3.1	r 2.9	r 2.5	38.8	r 6.5	r 8.5	r 8.9	r 9.5	r 13.3
Vietnam	582	29.5	r 8.3	r 16.5	r 16.6	r 17.7	r 11.7
Europe	170	1,011.0	338.6	205.2	210.3	167.4	193.1	124.7	25.7	38.3	32.8	30.2	28.2
Emerg. & Dev. Europe	903	364.6	186.3	127.3	69.5	27.1	62.5	41.9	13.9	14.5	18.1	15.5	15.0
Bosnia and Herzegovina	963	e 0.4	e 0.0	e 0.0	e 0.0	e 0.0	e 0.2	r 0.0
Bulgaria	918	4.6	r 1.0	r 0.5	r 0.8	r 0.8	r 0.8
Faroe Islands	816	e 0.2	e 0.0	e 0.0	e 0.0	e 0.0	e 0.1
Hungary	944	6.5	r 1.7	r 1.7	r 2.6	r 2.0	r 2.7
Poland	964	150.7	r 38.7	r 32.0	r 31.6	r 23.6	r 28.6	7.0	r 5.4	r 5.9	r 5.3	r 2.8	r 1.9
Romania	968	0.6	r 0.1	r 0.6	r 0.4	r 0.2	r 0.4
Turkey	186	213.3	r 147.5	r 95.3	r 37.8	r 3.3	r 33.7	23.2	r 5.7	r 5.7	r 9.0	r 9.7	r 9.1
CIS	901	646.4	152.4	77.9	140.8	140.3	130.6	82.8	11.8	23.8	14.7	14.8	13.1
Russian Federation	922	646.4	r 152.4	r 77.9	r 140.8	r 140.3	r 130.6	82.8	r 11.8	r 23.8	r 14.7	r 14.8	r 13.1
Mid East, N Africa, Pak	440	96.7	49.8	69.6	65.6	19.1	40.8	15.9	3.5	6.3	4.0	17.1	7.3
Egypt	469	31.8	r 0.1	r 11.9	r 21.4	r 11.8	r 16.3
Iran, I.R. of	429	0.1	r 0.0	r 0.0	r 0.0	r 0.0
Iraq	433	0.1
Lebanon	446	22.2	r 3.7	r 8.9	r 10.9	r 3.4	r 2.1	0.7	r 0.3	r 0.0	r 0.0	r 0.2	r 0.1

Paraguay (288)

In Millions of U.S. Dollars

		Exports (FOB)						Imports (FOB)					
		2016	2017Q1	2017Q2	2017Q3	2017Q4	2018Q1	2016	2017Q1	2017Q2	2017Q3	2017Q4	2018Q1
Morocco	686	4.5	r 0.0	r 0.1	r 0.0	r 0.0
Pakistan	564	7.3	r 8.8	r 16.5	r 12.6	r 0.1	r 1.2	9.1	r 2.1	r 2.5	r 2.5	r 3.4	r 3.4
Saudi Arabia	456	1.8	r 9.3	r 9.4	r 6.5	r 3.1	r 5.7	5.5	r 1.1	r 3.8	r 1.3	r 13.4	r 3.8
Syrian Arab Republic	463	0.4	r 0.1	r 0.1	r 0.1	r 0.0
Tunisia	744	29.1	r 27.9	r 22.9	r 14.1	r 0.6	r 15.5
Sub-Saharan Africa	603	109.0	4.5	1.9	7.6	8.1	4.2	4.2	1.7	2.4	3.7	1.9	0.9
Congo, Dem. Rep. of	636	0.6	r 0.1	r 0.2	r 0.1	r 0.1
Congo, Republic of	634	1.6	r 0.2	r 0.2	r 0.5	r 0.8	r 0.5
Côte d'Ivoire	662	0.2	r 0.0	r 0.1	r 0.1
Gabon	646	5.4	r 2.1	r 0.9	r 3.2	r 2.2	r 1.1
Ghana	652	0.5	r 0.1	r 0.3	r 0.2	r 0.0	r 0.0
Madagascar	674	0.1	r 0.0	r 0.0	r 0.0	r 0.0	r 0.0
Senegal	722	0.2	r 0.6	r 3.0	r 4.3	r 1.7
South Africa	199	100.2	r 1.2	r 0.6	r 0.8	r 0.4	r 0.4	4.2	r 1.7	r 2.4	r 3.7	r 1.9	r 0.9
Zambia	754	e 0.1	e 0.1	e 0.0	e 0.0	e 0.1
Western Hemisphere	205	4,965.5	1,424.4	1,156.0	1,475.9	1,407.1	1,830.6	4,075.6	1,046.2	1,082.3	1,274.6	1,190.6	1,136.9
Argentina	213	887.8	r 356.3	r 228.9	r 388.4	r 407.7	r 834.0	1,302.8	r 331.9	r 337.7	r 409.2	r 338.7	r 319.4
Bermuda	319	r 4.6	r 3.5	r 4.4	r 3.8	r 4.3
Bolivia	218	53.6	r 10.2	r 8.3	r 15.9	r 13.6	r 9.9	36.5	r 8.4	r 13.0	r 18.2	r 10.7	r 11.1
Brazil	223	3,006.0	r 700.9	r 663.0	r 713.8	r 699.9	r 686.7	2,211.6	r 583.2	r 600.5	r 705.3	r 689.4	r 651.0
Chile	228	518.4	r 142.8	r 131.1	r 181.0	r 144.2	r 121.2	128.2	r 34.1	r 33.2	r 34.5	r 38.9	r 31.4
Colombia	233	19.9	r 1.3	r 2.2	r 1.7	r 1.4	r 1.2	51.9	r 6.8	r 4.8	r 5.8	r 7.7	r 5.5
Costa Rica	238	7.4	r 0.3	r 0.3	r 0.9	r 1.0	r 0.4	1.5	r 0.4	r 0.3	r 0.3	r 0.5	r 0.2
Dominican Republic	243	6.7	r 0.4	r 0.7	r 0.7	r 0.4	r 0.2
Ecuador	248	26.1	r 13.0	r 17.4	r 14.4	r 4.8	r 16.6	4.1	r 1.2	r 1.0	r 1.7	r 1.2	r 1.7
El Salvador	253	2.8	r 0.7	r 0.7	r 0.9	r 0.7	r 0.5	0.3	r 0.1	r 0.1	r 0.0	r 0.0	r 0.1
Guatemala	258	2.3	r 0.4	r 0.4	r 0.4	r 0.5	r 0.7	1.9	r 0.2	r 0.3	r 0.3	r 0.2	r 0.3
Honduras	268	0.8	r 0.4	r 0.2	r 0.3	r 0.2	r 0.2	0.2	r 0.0	r 0.0	r 0.0	r 0.0	r 0.0
Mexico	273	110.0	r 28.4	r 16.0	r 17.2	r 3.7	r 2.7	126.1	r 34.1	r 40.4	r 41.4	r 45.9	r 54.0
Nicaragua	278	0.9	r 0.6	r 0.3	r 1.5	r 0.8	r 0.1	0.1	r 0.1	r 0.1	r 0.1	r 0.0	r 0.0
Panama	283	2.1	r 0.3	r 0.0	r 1.1	r 0.3	r 0.1	76.7	r 20.2	r 16.3	r 22.6	r 21.0	r 33.1
Peru	293	96.7	r 16.9	r 43.8	r 29.5	r 24.3	r 40.9	8.9	r 2.2	r 1.9	r 3.6	r 2.7	r 2.4
Suriname	366	e 0.0	e 0.0	e 0.0	e 0.1	e 0.1	e 0.1
Trinidad and Tobago	369	1.0	r 0.2	r 0.4	r 0.5
Uruguay	298	196.9	r 134.6	r 29.9	r 90.6	r 89.2	r 91.7	124.1	r 23.1	r 32.3	r 29.0	r 33.4	r 26.5
Venezuela, Rep. Bol.	299	26.2	r 0.1	r 0.3	r 1.9	r 0.3	r 7.6	0.7	r 0.3	r 0.4	r 2.6	r 0.1	r 0.1
Western Hem. n.s.	399	r 11.9	r 9.0	r 11.3	r 9.7	r 11.1
Other Countries n.i.e	910	0.6	0.3	0.1	0.2	0.1	0.2
Cuba	928	0.6	r 0.3	r 0.1	r 0.2	r 0.1	r 0.2
Countries & Areas n.s.	898	631.4	r 107.3	r 81.0	r 102.2	r 87.8	r 100.4	268.5	r 38.1	r 38.5	r 45.8	r 48.9	r 45.5
Memorandum Items													
Africa	605	142.6	32.3	24.9	21.7	8.7	19.7	4.2	1.7	2.4	3.7	1.9	0.9
Middle East	405	55.8	13.1	30.2	38.8	18.4	24.1	6.8	1.5	3.8	1.4	13.7	4.0
European Union	998	1,191.8	376.0	230.3	280.8	186.6	120.0	737.6	202.4	208.1	211.6	280.8	333.6
Export earnings: fuel	080	782.1	188.8	116.6	184.8	167.0	173.6	181.9	29.5	46.8	44.4	47.9	35.3
Export earnings: nonfuel	092	7,835.8	2,269.6	1,770.6	2,163.8	1,839.8	2,181.6	8,958.4	2,425.9	2,433.5	2,911.2	3,082.9	2,869.9

Peru (293)

In Millions of U.S. Dollars

		Exports (FOB)						Imports (FOB)					
		2016	2017Q1	2017Q2	2017Q3	2017Q4	2018Q1	2016	2017Q1	2017Q2	2017Q3	2017Q4	2018Q1
IFS World		37,019.8	10,221.2	10,518.3	11,758.1	12,399.2	11,625.4	35,131.6	8,993.3	9,242.0	9,999.7	10,434.2	9,908.4
World	001	37,019.8	10,011.9	10,239.3	11,392.2	12,635.3	12,546.2	35,560.7	9,407.7	9,624.7	9,941.9	10,407.3	9,878.4
Advanced Economies	110	19,340.3	4,770.8	4,667.0	5,593.8	6,380.6	6,653.6	14,802.2	3,975.5	3,897.7	4,037.7	4,305.3	4,035.2
Euro Area	163	4,594.4	1,144.9	1,225.3	1,455.8	1,465.1	1,410.4	3,514.7	907.6	1,003.8	1,079.2	1,059.3	1,001.9
Austria	122	4.3	r 0.4	r 0.5	r 1.1	r 0.7	r 0.7	95.6	r 26.5	r 23.3	r 22.5	r 19.5	r 19.5
Belgium	124	623.2	r 112.1	r 95.3	r 190.5	r 116.5	r 80.7	163.5	r 42.3	r 46.8	r 42.9	r 37.9	r 36.7
Cyprus	423	0.5	r 0.2	r 0.2	r 0.2	r 0.1	r 0.1	0.2	r 0.0	r 0.0	r 0.0	r 0.0	r 0.0
Estonia	939	8.2	r 0.8	r 0.3	r 0.3	r 0.3	r 0.4	3.7	r 1.4	r 0.8	r 1.8	r 2.1	r 2.3
Finland	172	77.1	r 2.5	r 16.5	r 2.5	r 2.5	r 2.1	102.6	r 23.5	r 30.8	r 24.3	r 46.1	r 46.2
France	132	241.5	r 59.5	r 60.4	r 50.7	r 78.3	r 92.5	302.1	r 70.0	r 87.1	r 80.6	r 94.1	r 88.7
Germany	134	890.6	r 172.7	r 225.0	r 286.1	r 249.7	r 281.4	1,096.3	r 245.8	r 253.9	r 280.1	r 276.3	r 270.3
Greece	174	9.4	r 1.9	r 1.6	r 3.9	r 5.1	r 3.5	10.8	r 4.9	r 3.2	r 3.5	r 5.0	r 4.2
Ireland	178	11.3	r 1.0	r 3.5	r 7.5	r 4.5	r 5.4	61.4	r 11.9	r 16.1	r 19.1	r 9.1	r 8.2
Italy	136	466.4	r 136.3	r 124.6	r 158.0	r 144.8	r 140.7	730.5	r 161.4	r 165.0	r 225.9	r 220.7	r 202.8
Latvia	941	0.4	r 0.0	r 0.2	r 0.1	r 0.3	r 0.4	6.8	r 1.0	r 3.0	r 1.6	r 2.0	r 1.5
Lithuania	946	5.1	r 1.3	r 1.1	r 1.4	r 0.7	r 0.5	3.2	r 0.6	r 0.7	r 3.5	r 1.0	r 0.9
Luxembourg	137	0.1	r 0.0	r 0.0	r 0.0	5.9	r 0.5	r 0.8	r 0.9	r 0.8	r 0.4
Malta	181	0.5	r 0.1	r 0.3	r 0.3	r 0.1	r 0.1	0.2	r 0.1	r 0.2	r 0.1	r 0.1	r 0.1
Netherlands	138	999.4	r 234.7	r 258.4	r 280.2	r 307.5	r 309.3	241.5	r 63.0	r 75.1	r 78.6	r 65.3	r 46.4
Portugal	182	22.0	r 6.3	r 8.1	r 6.4	r 6.7	r 8.2	41.2	r 10.2	r 7.8	r 10.9	r 11.8	r 13.2
Slovak Republic	936	13.7	r 3.7	r 1.2	r 0.1	r 0.0	16.0	r 3.5	r 4.4	r 4.0	r 4.8	r 4.3
Slovenia	961	0.8	r 0.3	r 0.3	r 0.2	r 0.2	r 0.1	7.1	r 1.6	r 3.5	r 5.7	r 4.6	r 4.4
Spain	184	1,219.8	r 411.0	r 427.8	r 466.3	r 547.0	r 484.3	626.3	r 239.3	r 281.3	r 273.0	r 258.1	r 251.9
Australia	193	259.6	r 86.1	r 47.6	r 80.8	r 25.8	r 24.1	107.7	r 28.3	r 29.2	r 38.8	r 48.1	r 51.1
Canada	156	1,685.6	r 219.8	r 301.2	r 319.1	r 362.0	r 359.7	647.9	r 147.0	r 186.8	r 163.9	r 200.9	r 208.6
China,P.R.: Hong Kong	532	125.9	r 51.2	r 15.1	r 48.4	r 36.3	r 50.1	16.3	r 6.4	r 4.8	r 5.8	r 5.3	r 5.4
China,P.R.: Macao	546	0.0	r 0.0	r 0.0	r 0.0	0.0	r 0.0	r 0.0	r 0.0	r 0.1	r 0.0
Czech Republic	935	2.1	r 0.3	r 0.3	r 0.3	r 0.4	r 0.3	42.6	r 11.5	r 13.4	r 11.5	r 14.2	r 12.7
Denmark	128	88.3	r 19.5	r 31.5	r 17.6	r 15.5	r 11.1	63.1	r 12.7	r 10.8	r 15.1	r 14.8	r 14.5
Iceland	176	0.9	r 0.5	r 0.5	r 0.3	r 0.1	r 0.0	0.3	r 0.1	r 0.1	r 0.4	r 0.0	r 0.0
Israel	436	7.8	r 2.1	r 1.8	r 2.6	r 2.5	r 2.2	87.3	r 19.1	r 22.7	r 18.3	r 22.0	r 22.3
Japan	158	1,263.7	r 526.1	r 389.8	r 464.9	r 499.3	r 610.9	1,012.2	r 228.5	r 237.4	r 281.8	r 261.1	r 223.7
Korea, Republic of	542	1,393.2	r 357.0	r 578.8	r 439.4	r 761.8	r 806.4	1,242.0	r 206.0	r 267.2	r 209.0	r 332.5	r 286.4
New Zealand	196	24.3	r 6.0	r 5.8	r 4.5	r 7.1	r 5.6	62.2	r 10.4	r 33.7	r 23.4	r 18.9	r 20.8
Norway	142	29.6	r 11.9	r 2.6	r 10.9	r 7.9	r 7.7	14.7	r 14.6	r 4.9	r 4.3	r 3.8	r 3.3
San Marino	135	0.1	r 0.0	r 0.1	r 0.0	r 0.0
Singapore	576	38.8	r 3.6	r 2.4	r 41.5	r 2.7	r 2.7	88.3	r 14.8	r 34.5	r 13.5	r 16.0	r 16.5
Sweden	144	58.8	r 6.2	r 4.7	r 20.1	r 29.7	r 24.2	241.3	r 62.4	r 62.5	r 55.7	r 56.9	r 54.5
Switzerland	146	2,571.7	r 547.8	r 582.9	r 607.6	r 611.0	r 606.7	153.9	r 47.7	r 34.6	r 28.2	r 33.6	r 28.6
Taiwan Prov.of China	528	313.0	r 66.9	r 54.6	r 64.1	r 43.0	r 39.6	343.3	r 81.4	r 82.9	r 81.4	r 83.3	r 79.7
United Kingdom	112	649.7	r 128.2	r 148.7	r 186.3	r 266.1	r 393.2	250.9	r 58.7	r 65.2	r 67.9	r 72.0	r 67.3
United States	111	6,233.0	r 1,592.5	r 1,273.4	r 1,829.7	r 2,244.4	r 2,298.6	6,913.2	r 2,118.4	r 1,803.1	r 1,939.5	r 2,062.6	r 1,937.8
Emerg. & Dev. Economies	200	17,478.4	5,182.0	5,519.9	5,727.5	6,184.6	5,829.3	20,655.3	5,382.4	5,702.7	5,880.5	6,074.5	5,816.2
Emerg. & Dev. Asia	505	9,894.7	3,386.9	3,486.1	3,520.9	3,981.9	3,698.0	10,403.4	2,581.9	2,750.2	2,825.7	2,999.7	2,898.4
American Samoa	859	0.7	0.0	r 0.0	r 0.2	r 0.3
Bangladesh	513	3.7	r 0.5	r 1.0	r 1.0	r 0.9	r 0.3	51.1	r 13.2	r 12.1	r 11.9	r 13.7	r 10.4
Bhutan	514	r 0.0	0.1	r 0.0	r 0.0
Brunei Darussalam	516	0.1	0.1	r 0.0	r 0.0	r 0.0	r 0.0	r 0.0
Cambodia	522	0.5	r 0.0	r 0.1	r 0.0	20.1	r 3.9	r 5.2	r 6.4	r 4.0	r 2.9
China,P.R.: Mainland	924	8,487.4	r 2,841.3	r 2,652.5	r 2,897.0	r 3,235.5	r 3,005.9	8,109.2	r 2,044.8	r 2,152.8	r 2,241.5	r 2,345.3	r 2,297.0
F.T. French Polynesia	887	0.1	r 0.1	0.0	r 0.0	r 0.0	r 0.0
F.T. New Caledonia	839	1.3	r 0.8	r 0.1	r 0.1	r 0.6	r 0.4	0.0	r 0.0
India	534	931.3	r 337.5	r 684.0	r 445.3	r 497.4	r 405.8	788.3	r 181.5	r 204.1	r 210.6	r 210.9	r 198.5
Indonesia	536	41.8	r 10.9	r 6.9	r 4.8	r 12.5	r 5.1	242.3	r 83.5	r 94.3	r 75.0	r 95.4	r 71.9
Lao People's Dem.Rep	544	0.1	r 0.0	r 0.1	r 0.0	r 0.1	r 0.1
Malaysia	548	110.6	r 16.9	r 28.5	r 45.3	r 38.9	r 33.7	181.9	r 36.0	r 34.7	r 42.7	r 52.1	r 49.9
Maldives	556	r 0.0	0.2	r 0.0
Marshall Islands	867	r 0.1	r 0.6	r 0.8	0.0	r 0.0
Micronesia	868	0.2
Mongolia	948	r 0.0	r 0.0	r 0.2	r 0.1	0.0	r 0.0	r 0.0	r 0.0

Peru (293)

In Millions of U.S. Dollars

		Exports (FOB)						Imports (FOB)					
		2016	2017Q1	2017Q2	2017Q3	2017Q4	2018Q1	2016	2017Q1	2017Q2	2017Q3	2017Q4	2018Q1
Myanmar	518	0.4	r 0.0	r 0.4	r 0.0	r 0.2	r 0.2	2.0	r 0.8	r 1.0	r 1.5	r 0.9	r 0.6
Nepal	558	0.0	r 0.0	r 0.0	r 0.0	r 0.0	r 0.0	0.1	r 0.0	r 0.2	r 0.0	r 0.0	r 0.0
Philippines	566	160.1	r 88.6	r 61.9	r 46.2	r 152.0	r 207.1	53.0	r 14.9	r 13.2	r 15.4	r 13.4	r 13.4
Solomon Islands	813	0.1	r 0.0
Sri Lanka	524	0.5	r 0.0	r 0.0	r 0.1	23.8	r 7.5	r 4.3	r 5.2	r 9.1	r 10.2
Thailand	578	62.6	r 37.7	r 24.1	r 24.4	r 25.7	r 23.1	524.9	r 100.9	r 106.9	r 122.5	r 115.1	r 99.3
Vietnam	582	93.1	r 52.6	r 26.6	r 56.6	r 17.5	r 15.6	406.2	r 94.6	r 121.5	r 92.9	r 139.6	r 144.0
Asia n.s.	598	r 0.0	r 0.0	0.1	r 0.1	r 0.0	r 0.0	r 0.1	r 0.1
Europe	170	321.8	127.1	87.2	131.1	155.6	164.4	584.9	135.9	170.8	149.5	181.8	159.7
Emerg. & Dev. Europe	903	218.0	102.1	62.5	108.0	132.6	141.0	285.9	76.3	72.4	91.0	76.0	74.6
Albania	914	0.3	r 0.1	r 0.1	r 0.1	r 0.2	r 0.1	0.2	r 0.4	r 0.3	r 0.0	r 0.0	r 0.1
Bosnia and Herzegovina	963	r 0.0	r 0.0	0.4	r 0.2	r 0.5	r 0.1	r 0.2	r 0.2
Bulgaria	918	167.6	r 64.5	r 27.5	r 87.2	r 112.7	r 125.0	10.7	r 2.9	r 3.0	r 3.7	r 4.2	r 5.4
Croatia	960	0.2	r 0.0	r 0.1	r 0.1	r 0.7	r 0.2	3.7	r 1.9	r 0.3	r 0.4	r 0.3	r 0.4
Hungary	944	1.5	r 0.3	r 0.4	r 0.7	r 0.1	r 0.0	46.0	r 18.8	r 14.2	r 14.5	r 15.1	r 16.5
Macedonia, FYR	962	0.1	r 0.0	r 0.0	r 0.1	r 0.1	r 0.1
Poland	964	12.5	r 28.5	r 23.6	r 3.3	r 3.7	r 3.1	69.0	r 18.5	r 13.4	r 29.4	r 17.2	r 16.5
Romania	968	2.0	r 0.3	r 0.7	r 0.7	r 0.3	r 0.3	17.5	r 4.7	r 5.6	r 5.7	r 3.6	r 2.9
Turkey	186	33.8	r 8.4	r 10.1	r 16.0	r 14.8	r 12.3	138.2	r 28.8	r 35.2	r 37.0	r 35.3	r 32.6
CIS	901	102.9	25.0	24.4	22.8	22.8	23.1	298.8	59.6	98.3	58.5	105.7	85.0
Armenia	911	0.1	0.2	r 0.0	r 0.0	r 0.0	r 0.0	r 0.0
Azerbaijan, Rep. of	912	r 0.0	r 0.0	0.2	r 0.0	r 0.0	r 0.0	r 0.0	r 0.0
Belarus	913	0.1	r 0.1	6.8	r 0.1	r 0.2	r 2.4	r 1.4	r 0.4
Georgia	915	11.3	r 2.4	r 2.5	r 2.3	2.8	r 1.9	r 3.2	r 0.0	r 0.0	r 0.0
Kazakhstan	916	0.1	r 0.0	r 0.0	0.1	r 0.0	r 0.0	r 0.0
Moldova	921	0.1	r 0.0	r 0.0	r 0.1	r 0.0	r 0.0
Russian Federation	922	90.4	r 22.2	r 21.5	r 19.9	r 22.4	r 22.8	272.7	r 54.6	r 84.6	r 47.1	r 101.2	r 81.7
Ukraine	926	0.9	r 0.4	r 0.5	r 0.5	r 0.3	r 0.3	14.0	r 2.8	r 9.8	r 7.3	r 1.8	r 1.8
Uzbekistan	927	1.9	r 0.1	r 0.5	r 1.7	r 1.2	r 1.0
Europe n.s.	884	1.0	r 0.2	r 0.3	r 0.2	r 0.3	0.2	r 0.1	r 0.1	r 0.0	r 0.1	r 0.0
Mid East, N Africa, Pak	440	481.0	120.8	82.1	313.6	147.2	136.3	348.1	75.5	54.1	65.2	161.0	201.0
Afghanistan, I.R. of	512	r 1.1	0.0	r 0.0	r 0.0	r 0.0	r 0.0	r 0.0
Algeria	612	1.0	r 1.1	r 1.1	r 1.4	r 0.3	0.0	r 0.0	r 0.0	r 0.0	r 0.0
Bahrain, Kingdom of	419	0.7	r 0.2	r 0.2	r 0.8	r 0.3	r 0.3	0.1	r 0.2	r 0.1	r 0.0	r 0.0	r 0.0
Djibouti	611	2.9	r 0.1	0.0	r 0.0	r 0.0	r 0.0
Egypt	469	8.1	r 1.5	r 1.4	r 1.3	r 1.4	r 1.4	5.1	r 1.9	r 2.7	r 1.2	r 1.3	r 1.4
Iran, I.R. of	429	1.8	r 0.6	r 0.6	r 0.8	r 0.3	r 0.3	1.7	r 0.5	r 9.8	r 0.2	r 0.4	r 0.4
Iraq	433	0.0	r 0.0	r 0.1	r 0.3	r 0.1	r 0.1	0.1	r 0.0
Jordan	439	1.3	r 0.1	r 0.4	r 0.1	r 0.1	r 0.2	3.5	r 1.4	r 0.7	r 1.7	r 0.7	r 0.6
Kuwait	443	1.7	r 0.2	r 0.4	r 0.2	r 0.8	r 0.7	0.1	r 0.0	r 0.0	r 0.0	r 0.0	r 0.0
Lebanon	446	3.6	r 1.6	r 0.9	r 0.5	r 1.0	r 0.8	1.3	r 0.8	r 0.0	r 0.2	r 0.1	r 0.1
Libya	672	0.1	r 0.3	r 1.1	r 1.5
Mauritania	682	1.4	r 0.1	r 0.0	4.5	r 6.6	r 0.1	r 0.0	r 0.0
Morocco	686	3.4	r 1.5	r 3.2	r 1.5	r 1.0	r 1.3	60.1	r 20.8	r 9.6	r 19.9	r 18.4	r 15.0
Oman	449	12.5	r 13.1	r 0.2	r 0.3	1.9	r 0.6	r 0.0	r 0.0	r 0.5	r 0.7
Pakistan	564	2.4	r 0.8	r 0.9	r 0.4	r 0.8	r 0.8	32.2	r 9.4	r 8.1	r 10.1	r 10.2	r 9.4
Qatar	453	0.4	r 0.0	r 0.0	r 0.1	r 5.3	r 7.3	18.9	r 4.1	r 3.1	r 4.8	r 3.2	r 3.7
Saudi Arabia	456	7.4	r 2.6	r 3.6	r 0.9	r 1.2	r 0.9	145.9	r 22.7	r 14.0	r 18.0	r 118.2	r 162.2
Sudan	732	0.3	r 0.1	0.0	r 0.0	r 0.0	r 0.0	r 0.0	r 0.0
Syrian Arab Republic	463	0.6	r 0.1	r 0.1	r 0.4	r 0.0	r 0.0	r 1.6	r 1.2	r 1.2
Tunisia	744	0.4	r 0.1	r 0.1	2.8	r 1.1	r 1.6	r 1.1	r 0.6	r 0.5
United Arab Emirates	466	430.6	r 97.3	r 67.8	r 304.1	r 133.3	r 120.8	70.0	r 5.3	r 4.1	r 6.4	r 6.3	r 5.9
Yemen, Republic of	474	0.3	r 0.0	r 0.0	r 0.0	r 0.0	r 0.0
Sub-Saharan Africa	603	180.1	65.1	64.9	68.9	79.8	92.7	90.0	141.5	12.7	10.6	14.6	13.8
Angola	614	0.7	r 0.5	r 0.4	r 0.2	r 0.1	r 0.0	2.5	r 75.6	r 0.6
Benin	638	0.7	r 0.0	r 0.1	r 0.1	r 0.2	r 0.1
Botswana	616	r 0.1	0.0	r 0.0	r 0.0
Burkina Faso	748	0.3	r 0.3	r 0.3	0.1
Cabo Verde	624	0.8	r 0.1	r 0.2	r 0.1	r 0.5	r 0.5	0.0	r 0.0	r 0.0	r 0.0	r 0.0	r 0.0
Cameroon	622	0.3	r 0.1	r 2.1	r 0.1	r 0.2	r 0.1	0.0	r 0.0	r 0.1	r 0.0	r 0.0	r 0.0

Peru (293)

In Millions of U.S. Dollars

		Exports (FOB)						Imports (FOB)					
		2016	2017Q1	2017Q2	2017Q3	2017Q4	2018Q1	2016	2017Q1	2017Q2	2017Q3	2017Q4	2018Q1
Congo, Republic of	634	0.1	r 0.1	0.0	r 0.0	r 0.0	r 0.0	r 0.0	r 0.0
Côte d'Ivoire	662	r 0.8	r 0.8	r 0.8	r 0.8	r 0.8	2.1	r 1.4	r 1.4	r 0.0	r 0.0	r 0.0
Equatorial Guinea	642	1.3	r 0.0	r 0.1	r 0.1	r 0.0
Ethiopia	644	0.2	r 0.1	r 0.1	r 0.1	r 0.2	r 0.2
Gabon	646	0.2	r 0.0	r 0.0	0.0	r 0.0	r 0.0	r 0.0
Gambia, The	648	4.4	r 0.9	r 1.1	r 1.4	r 1.6	r 1.7	0.0	r 0.0	r 0.1
Ghana	652	5.9	r 3.7	r 4.8	r 1.4	r 0.5	r 0.1	0.0	r 0.0	r 0.0	r 0.0	r 0.0
Guinea	656	0.0	r 0.0	r 0.1	r 0.1	0.0	r 0.0	r 0.0	r 0.0
Guinea-Bissau	654	0.1	r 0.0	0.0
Kenya	664	0.1	r 0.0	r 0.0	0.1	r 0.0	r 0.1	r 0.1	r 0.1	r 0.1
Liberia	668	1.3	r 0.2	r 0.6	r 0.5	r 0.3	r 0.0
Madagascar	674	0.1	r 0.0	r 0.0	r 0.0	r 0.0	1.9	r 0.5	r 0.7	r 0.3	r 0.1	r 0.0
Mali	678	0.1	r 0.1	0.0	r 0.0	r 0.0	r 0.0	r 0.0	r 0.0
Mauritius	684	0.8	r 0.1	r 0.0	r 0.1	0.7	r 0.3	r 0.1	r 0.1	r 0.1	r 0.1
Mozambique	688	0.3	r 0.1	0.0	r 0.0	r 0.0	r 0.0	r 0.0	r 0.0
Namibia	728	51.5	r 18.6	r 19.6	r 34.7	r 50.3	r 68.7	0.0	r 0.0	r 0.0	r 0.0	r 0.0	r 0.0
Nigeria	694	4.3	r 2.4	r 1.5	r 0.1	r 0.1	r 0.0	45.4	r 51.1	r 0.0	r 0.0	r 0.0	r 0.0
Senegal	722	1.2	r 0.3	r 0.3	r 0.0	r 0.3	r 0.3	0.0	r 0.0	r 0.0
Seychelles	718	r 0.0	r 0.1	r 0.0	0.1	r 0.0	r 0.0	r 0.0	r 0.3	r 0.4
Sierra Leone	724	0.7	r 0.2	r 0.1	r 0.4	r 0.5	r 0.5	0.2	r 0.0	r 0.0	r 0.0	r 0.0	r 0.0
South Africa	199	103.3	r 34.4	r 31.9	r 28.5	r 23.9	r 19.4	35.7	r 12.3	r 9.6	r 9.8	r 13.7	r 12.9
Swaziland	734	0.0	0.7	r 0.0	r 0.1	r 0.0	r 0.0	r 0.0
Tanzania	738	0.2	0.0	r 0.0	r 0.0	r 0.0	r 0.0
Togo	742	0.2	r 0.1	r 0.4	r 0.0	r 0.1	r 0.1	r 0.0	r 0.0
Uganda	746	0.0	r 0.0	r 0.0	r 0.0	r 0.0	r 0.0	0.1	r 0.0	r 0.0	r 0.0	r 0.0	r 0.0
Zambia	754	1.1	r 0.1	r 0.2	r 0.0	r 0.0	r 0.0	r 0.0	r 0.0	r 0.0	r 0.0
Zimbabwe	698	r 2.1	r 0.3	r 0.3	r 0.0	r 0.0	r 0.0	r 0.0	r 0.0
Western Hemisphere	205	6,600.9	1,482.2	1,799.6	1,693.0	1,820.1	1,737.8	9,228.9	2,447.7	2,714.9	2,829.4	2,717.5	2,543.2
Antigua and Barbuda	311	0.1	r 0.2	r 0.1	r 0.1	r 0.2	r 0.2	0.0	r 0.0
Argentina	213	127.6	r 32.3	r 39.7	r 40.4	r 45.1	r 41.9	896.4	r 273.0	r 262.6	r 284.6	r 331.9	r 306.0
Aruba	314	6.5	r 0.6	r 0.8	r 0.9	r 0.8	r 0.9	0.0	r 0.0	r 0.0	r 0.0	r 0.0	r 0.0
Bahamas, The	313	3.1	r 2.0	r 0.7	r 1.3	r 1.3	r 1.3	45.9	r 7.4	r 0.0	r 4.9	r 0.0
Barbados	316	2.1	r 0.2	r 0.4	r 0.6	r 0.4	r 0.3	0.0	r 0.1	r 0.0	r 0.0	r 0.0	r 0.0
Belize	339	0.5	r 0.2	r 0.0	r 0.2	r 0.1	r 0.1	0.1	r 0.0	r 0.0	r 0.0	r 0.0	r 0.0
Bolivia	218	1,337.3	r 146.2	r 145.4	r 177.1	r 156.5	r 144.5	406.3	r 96.4	r 94.8	r 100.9	r 89.9	r 81.7
Brazil	223	1,204.7	r 230.8	r 465.0	r 465.6	r 430.0	r 416.2	2,082.6	r 509.4	r 609.7	r 674.5	r 585.0	r 553.5
Chile	228	1,010.2	r 268.5	r 294.9	r 233.5	r 244.2	r 249.3	1,176.7	r 323.7	r 305.5	r 376.2	r 340.9	r 319.2
Colombia	233	711.3	r 179.2	r 146.4	r 161.0	r 186.9	r 173.0	1,161.0	r 353.4	r 331.4	r 424.4	r 351.5	r 316.6
Costa Rica	238	59.9	r 13.4	r 16.9	r 17.3	r 18.2	r 17.0	24.4	r 6.0	r 6.3	r 6.7	r 6.4	r 5.0
Curacao	354	r 4.3	r 11.6
Dominica	321	0.5	r 0.1	r 0.2	r 0.1	r 0.0	r 0.0	0.2	r 0.0	r 0.0	r 0.0	r 0.0	r 0.0
Dominican Republic	243	83.7	r 21.8	r 16.6	r 18.1	r 44.7	r 48.7	12.7	r 3.2	r 4.3	r 1.7	r 1.9	r 1.5
Ecuador	248	652.1	r 173.3	r 185.9	r 225.0	r 228.5	r 215.5	1,075.7	r 354.6	r 411.6	r 268.3	r 375.2	r 381.6
El Salvador	253	42.5	r 8.2	r 7.4	r 6.4	r 10.5	r 11.4	5.2	r 2.1	r 5.3	r 1.6	r 1.1	r 1.2
Greenland	326	r 0.1	0.0	r 0.0	r 0.0	r 0.0
Grenada	328	0.3	r 0.0	r 0.1	r 0.1	r 0.1	r 0.0
Guatemala	258	57.9	r 13.6	r 14.8	r 12.8	r 17.3	r 15.5	52.6	r 13.1	r 47.8	r 19.1	r 12.4	r 12.8
Guyana	336	3.1	r 0.7	r 1.3	r 1.1	r 0.8	r 0.7	0.0	r 0.0	r 0.0	r 0.1
Haiti	263	50.0	r 12.7	r 17.3	r 16.5	r 11.9	r 6.2	0.6	r 0.0	r 0.0	r 0.0	r 0.0	r 0.0
Honduras	268	39.4	r 7.7	r 6.5	r 8.3	r 11.2	r 12.7	7.4	r 0.8	r 1.6	r 2.1	r 2.3	r 1.8
Jamaica	343	9.0	r 1.2	r 1.6	r 3.6	r 3.8	r 4.1	1.6	r 0.3	r 0.2	r 0.3	r 0.6	r 0.7
Mexico	273	465.5	r 83.4	r 118.9	r 94.2	r 121.2	r 127.6	1,672.3	r 404.7	r 470.2	r 434.9	r 433.6	r 406.0
Nicaragua	278	29.3	r 8.0	r 9.6	r 10.1	r 9.5	r 8.9	8.1	r 1.4	r 17.3	r 2.2	r 1.7	r 1.7
Panama	283	557.4	r 241.7	r 278.9	r 167.9	r 242.5	r 204.8	94.9	r 6.0	r 6.7	r 29.5	r 4.9	r 5.0
Paraguay	288	11.1	r 2.9	r 3.0	r 3.3	r 3.3	r 2.5	114.2	r 18.7	r 46.8	r 36.6	r 29.8	r 33.7
St. Kitts and Nevis	361	1.1	r 0.2	r 0.2	r 0.6	r 0.3	r 0.3	0.0	r 0.0	r 0.0	r 0.0	r 0.0	r 0.0
St. Lucia	362	2.3	r 0.4	r 0.6	r 0.7	r 0.7	r 0.8	0.0	r 0.0	r 0.0	r 0.0
St. Vincent & Grens.	364	0.9	r 0.2	r 0.2	r 0.2	r 0.0	r 0.0
Suriname	366	3.0	r 0.5	r 0.5	r 0.6	r 1.9	r 2.1	0.1	r 0.3	r 0.0	r 0.0	r 0.0	r 0.0
Trinidad and Tobago	369	16.0	r 4.3	r 3.3	r 5.7	r 4.5	r 3.5	225.1	r 25.2	r 45.9	r 110.1	r 92.5	r 67.4

Peru (293)

In Millions of U.S. Dollars

		Exports (FOB)						Imports (FOB)					
		2016	2017Q1	2017Q2	2017Q3	2017Q4	2018Q1	2016	2017Q1	2017Q2	2017Q3	2017Q4	2018Q1
Uruguay	298	31.2	r 14.7	r 8.7	r 7.8	r 8.6	r 8.8	152.8	r 37.9	r 37.7	r 48.2	r 54.7	r 46.2
Venezuela, Rep. Bol.	299	81.0	r 12.9	r 13.5	r 11.8	r 10.3	r 7.0	12.0	r 10.1	r 9.2	r 2.7	r 1.4	r 1.5
Western Hem. n.s.	399	0.4	r 0.1	r 0.1	r 0.3	r 0.5	r 0.4	0.0	r 0.0	r 0.0	r 0.0	r 0.0
Other Countries n.i.e	910	10.7	2.5	3.1	9.5	4.6	5.2	13.6	27.5	0.4	0.4	1.3	1.1
Cuba	928	10.6	r 2.1	r 2.6	r 2.5	r 2.9	r 2.8	12.5	r 27.5	r 0.4	r 0.3	r 1.1	r 1.0
Korea, Dem. People's Rep.	954	0.1	r 0.4	r 0.4	r 7.0	r 1.8	r 2.4	1.1	r 0.0	r 0.0	r 0.1	r 0.2	r 0.0
Special Categories	899	18.3	r 4.5	r 4.2	r 4.5	r 3.8	r 2.9
Countries & Areas n.s.	898	172.1	r 52.0	r 45.2	r 56.9	r 61.6	r 55.2	89.6	r 22.3	r 23.9	r 23.3	r 26.1	r 25.9
Memorandum Items													
Africa	605	189.6	67.8	69.2	72.0	81.2	94.0	157.4	170.1	24.0	31.6	33.6	29.3
Middle East	405	469.1	117.3	75.8	310.1	144.9	134.2	248.5	37.4	34.6	34.1	131.7	176.0
European Union	998	5,577.2	1,392.8	1,462.9	1,772.1	1,894.3	1,967.9	4,259.7	1,099.6	1,192.2	1,283.2	1,257.6	1,192.7
Export earnings: fuel	080	3,351.3	656.1	592.1	910.1	752.2	698.1	3,439.8	1,054.4	1,009.2	983.0	1,140.3	1,103.4
Export earnings: nonfuel	092	33,668.5	9,355.8	9,647.3	10,482.1	11,883.0	11,848.0	32,120.9	8,353.3	8,615.5	8,959.0	9,267.0	8,775.0

Philippines (566)

In Millions of U.S. Dollars

		Exports (FOB)						Imports (CIF)					
		2016	2017Q1	2017Q2	2017Q3	2017Q4	2018Q1	2016	2017Q1	2017Q2	2017Q3	2017Q4	2018Q1
IFS World		57,406.1	16,756.4	17,278.7	17,798.1	16,879.5	89,435.0	24,211.6	24,400.6	24,977.8	28,310.5
World	001	56,125.9	15,425.5	15,756.9	16,458.6	15,489.5	15,838.7	91,427.5	22,052.0	22,248.5	22,546.3	25,992.6	24,425.7
Advanced Economies	110	42,652.6	11,602.0	11,839.4	12,219.8	11,410.2	11,787.4	46,258.5	11,606.7	11,889.3	11,769.9	13,484.8	12,624.6
Euro Area	163	5,861.5	2,053.9	1,958.9	2,232.6	1,869.6	1,926.7	5,707.0	1,205.3	1,466.5	1,408.9	1,347.2	1,273.1
Austria	122	67.1	r 12.5	r 13.3	r 11.7	r 18.3	r 22.2	129.1	r 29.2	r 24.0	r 21.1	r 27.3	r 26.9
Belgium	124	399.6	r 183.7	r 45.2	r 86.8	r 32.6	r 89.1	546.1	r 110.2	r 106.3	r 131.7	r 119.4	r 119.1
Cyprus	423	2.7	r 1.0	r 1.1	r 61.4	r 1.4	r 1.8	2.3	r 0.4	r 0.5	r 0.5	r 0.4	r 0.7
Estonia	939	2.6	r 0.9	r 1.0	r 0.9	r 0.8	r 0.6	0.9	r 0.1	r 0.2	r 0.4	r 0.5	r 0.5
Finland	172	26.9	r 8.4	r 9.4	r 10.5	r 10.9	r 8.5	292.1	r 33.3	r 52.1	r 46.8	r 45.5	r 48.3
France	132	726.8	r 210.3	r 192.3	r 203.6	r 185.1	r 303.6	1,006.0	r 209.9	r 319.1	r 193.0	r 184.4	r 169.6
Germany	134	2,293.1	r 657.4	r 612.6	r 682.2	r 668.6	r 711.3	2,009.7	r 411.3	r 503.1	r 538.1	r 471.4	r 404.2
Greece	174	4.7	r 2.2	r 1.0	r 1.2	r 1.0	r 1.4	11.2	r 2.7	r 2.2	r 1.8	r 1.3	r 2.1
Ireland	178	71.9	r 15.2	r 19.1	r 15.0	r 17.5	r 17.0	159.2	r 41.0	r 42.0	r 39.5	r 46.3	r 50.8
Italy	136	162.7	r 129.1	r 60.0	r 68.6	r 46.5	r 52.1	511.2	r 138.1	r 142.5	r 138.2	r 144.9	r 174.8
Latvia	941	1.5	r 0.4	r 0.5	r 0.4	r 0.8	r 0.1	5.6	r 0.5	r 0.3	r 0.9	r 0.3	r 0.5
Lithuania	946	3.0	r 0.9	r 1.0	r 1.1	r 1.1	r 1.4	5.3	r 0.6	r 3.9	r 1.7	r 1.4	r 0.3
Luxembourg	137	5.5	r 1.4	r 1.4	r 1.8	r 1.4	r 0.5	4.5	r 2.7	r 0.9	r 2.2	r 2.2	r 0.9
Malta	181	167.9	r 133.5	r 362.5	r 100.1	r 2.5	r 3.7	14.1	r 0.7	r 0.3	r 0.3	r 4.3	r 5.6
Netherlands	138	1,715.6	r 639.9	r 565.0	r 628.3	r 633.9	r 639.6	536.3	r 121.5	r 155.4	r 162.2	r 170.3	r 146.0
Portugal	182	22.6	r 7.3	r 8.1	r 290.8	r 195.9	r 8.8	14.7	r 1.6	r 3.5	r 2.6	r 3.4	r 2.6
Slovak Republic	936	5.2	r 1.9	r 4.2	r 3.5	r 6.8	r 7.2	1.7	r 0.6	r 0.3	r 0.3	r 0.2	r 0.9
Slovenia	961	3.9	r 2.1	r 1.8	r 1.1	r 1.4	r 0.4	18.1	r 2.4	r 9.5	r 4.0	r 6.0	r 8.0
Spain	184	178.3	r 46.0	r 59.5	r 63.6	r 43.2	r 57.4	438.9	r 98.4	r 100.4	r 123.6	r 117.8	r 111.4
Australia	193	486.1	r 118.9	r 111.8	r 113.4	r 95.0	r 88.8	967.3	r 353.4	r 532.7	r 485.5	r 315.6	r 298.1
Canada	156	523.9	r 144.9	r 122.3	r 135.2	r 114.5	r 110.6	418.0	r 95.9	r 166.4	r 167.9	r 196.7	r 161.3
China,P.R.: Hong Kong	532	6,582.8	r 2,029.8	r 2,007.0	r 2,281.3	r 2,327.0	r 2,308.8	2,539.5	r 654.3	r 679.7	r 606.5	r 692.6	r 623.3
China,P.R.: Macao	546	26.1	r 4.9	r 4.9	r 6.7	r 7.5	r 5.4	29.8	r 5.2	r 6.4	r 3.8	r 11.4	r 3.3
Czech Republic	935	107.7	r 37.5	r 37.6	r 41.3	r 43.1	r 58.2	171.5	r 34.2	r 25.4	r 16.2	r 26.0	r 32.1
Denmark	128	35.6	r 7.9	r 7.7	r 9.0	r 9.9	r 8.2	130.8	r 31.9	r 33.4	r 39.3	r 42.1	r 59.0
Iceland	176	3.4	r 0.1	r 0.1	r 0.0	r 0.1	r 0.1	0.4	r 0.0	r 0.1	r 0.0	r 0.3	r 0.1
Israel	436	55.7	r 14.6	r 14.9	r 15.1	r 19.1	r 10.9	134.9	r 27.8	r 33.6	r 24.4	r 51.8	r 27.3
Japan	158	11,674.1	r 2,380.1	r 2,997.4	r 2,534.5	r 2,317.7	r 2,413.8	10,196.5	r 2,731.4	r 2,659.5	r 2,465.6	r 2,698.7	r 2,532.9
Korea, Republic of	542	2,095.0	r 692.1	r 603.8	r 644.1	r 600.3	r 584.1	5,622.5	r 1,808.8	r 1,784.1	r 1,998.8	r 2,481.7	r 2,496.7
New Zealand	196	49.7	r 12.2	r 11.3	r 15.0	r 12.9	r 23.4	437.8	r 132.6	r 114.8	r 125.2	r 98.6	r 128.5
Norway	142	5.4	r 2.6	r 1.7	r 1.1	r 0.8	r 1.4	58.0	r 10.6	r 11.6	r 11.0	r 3.7	r 11.8
San Marino	135	r 0.0	1.5	r 0.0	r 0.0
Singapore	576	3,700.6	r 949.0	r 981.2	r 914.5	r 1,023.7	r 1,026.7	5,596.5	r 1,364.1	r 1,345.4	r 1,266.5	r 1,496.9	r 1,480.5
Sweden	144	20.0	r 6.2	r 6.5	r 15.9	r 5.1	r 6.2	124.3	r 31.5	r 29.6	r 34.1	r 36.2	r 46.3
Switzerland	146	415.6	r 96.0	r 85.1	r 86.8	r 102.2	r 100.7	408.8	r 104.3	r 87.4	r 88.9	r 101.8	r 97.6
Taiwan Prov.of China	528	1,862.9	r 521.4	r 599.4	r 580.2	r 577.7	r 590.9	5,518.9	r 1,160.8	r 1,069.3	r 1,193.3	r 1,490.8	r 1,347.0
United Kingdom	112	475.8	r 121.8	r 120.9	r 118.7	r 119.1	r 124.7	513.4	r 123.9	r 117.9	r 135.5	r 129.6	r 124.3
United States	111	8,670.7	r 2,408.2	r 2,167.0	r 2,474.5	r 2,165.1	r 2,397.8	7,680.9	r 1,730.7	r 1,725.5	r 1,698.6	r 2,263.1	r 1,881.3
Emerg. & Dev. Economies	200	13,435.5	3,817.6	3,903.3	4,234.6	4,075.9	4,050.0	45,113.2	10,443.6	10,353.9	10,772.9	12,506.6	11,799.6
Emerg. & Dev. Asia	505	11,358.4	3,171.6	3,249.3	3,538.4	3,503.8	3,488.4	39,998.2	8,833.2	9,105.9	9,199.2	10,867.3	9,660.8
American Samoa	859	2.6	r 0.1	r 0.1	0.6	r 0.0	r 6.3
Bangladesh	513	15.3	r 2.6	r 3.3	r 3.5	r 2.8	r 1.6	31.2	r 9.1	r 9.5	r 9.4	r 8.6	r 9.0
Bhutan	514	0.1	r 0.0	r 0.0	r 0.0	r 0.1	r 0.0
Brunei Darussalam	516	8.2	r 2.0	r 1.7	r 1.4	r 1.9	r 0.7	21.5	r 4.4	r 0.0	r 15.3	r 18.4	r 3.4
Cambodia	522	16.1	r 4.2	r 4.8	r 3.2	r 2.5	r 2.4	22.0	r 21.5	r 23.5	r 5.2	r 7.3	r 7.0
China,P.R.: Mainland	924	6,192.4	r 1,629.1	r 1,678.5	r 1,855.5	r 1,829.8	r 1,879.9	15,916.1	r 3,911.0	r 4,136.7	r 3,867.0	r 4,917.3	r 4,376.7
Fiji	819	28.7	r 0.6	r 0.3	r 0.3	r 1.0	r 0.3	4.1	r 1.3	r 1.9	r 0.0	r 0.1	r 0.0
F.T. French Polynesia	887	1.6	r 0.2	r 0.0	r 0.0	r 0.1	r 0.0	6.7	r 0.0	r 0.0	r 0.0	r 0.0
F.T. New Caledonia	839	0.6	r 0.2	r 0.1	r 0.4	r 0.1	r 0.7	0.0	r 0.0	r 0.0
Guam	829	17.1	r 3.4	r 3.6	r 3.1	r 2.6	r 1.7	4.0	r 0.6	r 0.5	r 0.4	r 0.1	r 0.6
India	534	315.1	r 128.2	r 158.4	r 109.9	r 112.8	r 132.7	1,523.2	r 338.3	r 345.0	r 401.3	r 473.6	r 426.4
Indonesia	536	592.2	r 161.5	r 160.1	r 198.9	r 181.6	r 184.5	4,707.5	r 1,388.2	r 1,459.5	r 1,612.5	r 1,845.2	r 1,400.4
Kiribati	826	0.3	r 0.3	r 0.2	r 0.2	r 0.2	r 0.3	2.6	r 6.5	r 0.0	r 2.6	r 0.5	r 1.9
Lao People's Dem.Rep	544	0.7	r 0.4	r 0.4	r 0.2	r 0.4	r 0.6	2.7	r 0.4	r 0.1	r 0.0	r 2.2	r 1.0
Malaysia	548	1,189.5	r 370.5	r 366.3	r 409.4	r 448.3	r 403.4	3,417.3	r 822.1	r 852.9	r 880.0	r 1,066.3	r 870.1
Maldives	556	7.9	r 1.2	r 0.5	r 0.3	r 0.3	r 0.2	0.2	r 0.1	r 0.0	r 0.1	r 0.1	r 0.1

Philippines (566)

In Millions of U.S. Dollars

		Exports (FOB)						Imports (CIF)					
		2016	2017Q1	2017Q2	2017Q3	2017Q4	2018Q1	2016	2017Q1	2017Q2	2017Q3	2017Q4	2018Q1
Marshall Islands	867	1.6	r 0.4	r 0.7	r 0.7	r 0.3	r 0.3	6.3	r 0.3	r 2.1	r 0.2	r 0.3	r 0.4
Micronesia	868	6.5	r 2.0	r 1.5	r 1.1	r 3.0	r 1.1	0.4	r 2.7	r 1.6	r 1.9	r 2.4
Mongolia	948	2.8	r 0.3	r 0.6	r 0.6	r 0.5	r 0.4	0.1	r 0.0	r 1.3
Myanmar	518	16.8	r 4.8	r 6.3	r 9.3	r 4.5	r 4.5	19.3	r 4.6	r 6.7	r 2.4	r 4.3	r 5.2
Nauru	836	r 0.0	0.2
Nepal	558	1.7	r 0.5	r 0.3	r 0.2	r 0.2	r 0.3	0.1	r 0.0	r 0.0	r 0.0	r 0.0	r 0.0
Palau	565	2.7	r 0.6	r 0.6	r 0.3	r 0.3	r 0.3	0.0	r 0.0
Papua New Guinea	853	17.6	r 6.2	r 7.7	r 7.2	r 4.5	r 4.6	181.9	r 88.9	r 92.9	r 89.8	r 57.4	r 101.3
Samoa	862	1.2	r 0.6	r 0.6	r 2.5	r 0.7	r 0.2	0.1	r 0.1	r 0.2	r 0.6	r 0.0
Solomon Islands	813	1.2	r 0.1	r 0.2	r 0.2	r 0.5	r 0.2	15.7	r 7.2	r 3.7	r 7.9	r 6.8	r 6.6
Sri Lanka	524	32.5	r 4.5	r 6.1	r 5.3	r 6.6	r 10.0	18.0	r 6.0	r 2.2	r 4.6	r 3.9	r 8.2
Thailand	578	2,130.0	r 631.7	r 646.4	r 699.4	r 667.1	r 658.9	6,725.8	r 1,626.8	r 1,553.5	r 1,614.7	r 1,808.4	r 1,750.0
Timor-Leste	537	0.3	r 0.3	r 0.0	r 0.1	r 0.1	r 0.0	0.0	r 0.0	r 0.0
Tonga	866	0.4	r 0.1	r 0.2	r 0.2	r 0.1	r 0.0	0.3	r 0.0
Tuvalu	869	0.0	r 0.0	r 0.0	r 5.3
Vanuatu	846	0.5	r 0.2	r 0.1	r 0.2	r 0.1	r 0.0	13.5	r 6.4	r 4.7	r 2.3	r 2.5
Vietnam	582	746.5	r 214.0	r 199.0	r 223.3	r 231.0	r 198.2	1,982.3	r 595.8	r 605.7	r 678.7	r 642.1	r 674.7
Asia n.s.	598	7.6	r 1.1	r 0.8	r 1.4	r 0.0	r 0.0	5,374.6	r 0.0	r 0.0	r 0.2	r 0.0	r 0.0
Europe	170	377.1	112.8	115.1	154.9	128.7	151.1	677.4	142.5	170.2	169.1	405.2	344.2
Emerg. & Dev. Europe	903	324.1	97.5	100.9	131.6	113.5	134.6	245.6	71.8	56.8	62.1	66.7	62.4
Albania	914	0.0	r 0.0	r 0.0	r 0.0	1.9	r 0.0	r 0.0	r 0.5	r 0.1	r 0.8
Bosnia and Herzegovina	963	0.0	r 0.0	r 0.0	r 0.0	r 0.0	r 0.0	1.1	r 0.3	r 0.0	r 0.0	r 0.0	r 0.1
Bulgaria	918	31.7	r 9.8	r 9.4	r 9.4	r 15.7	r 15.6	86.5	r 14.3	r 7.8	r 8.3	r 11.6	r 9.9
Croatia	960	1.9	r 0.4	r 0.6	r 0.7	r 0.9	r 1.0	0.7	r 0.2	r 4.8	r 1.6	r 0.1	r 3.1
Faroe Islands	816	0.0	0.0	r 0.1
Gibraltar	823	0.0	r 0.0	r 0.7	r 0.8
Hungary	944	148.9	r 39.0	r 34.8	r 47.0	r 38.3	r 49.0	16.4	r 3.1	r 3.6	r 7.3	r 4.4	r 5.3
Macedonia, FYR	962	0.1	r 0.0	r 0.0	r 0.1	r 0.0	r 0.2	0.1	r 0.0	r 0.2	r 0.1	r 0.0	r 0.2
Poland	964	80.2	r 30.3	r 38.8	r 46.4	r 40.9	r 50.0	37.3	r 11.4	r 10.0	r 11.0	r 26.7	r 13.4
Romania	968	28.4	r 7.3	r 6.5	r 10.7	r 4.7	r 8.5	10.7	r 1.4	r 0.9	r 1.1	r 3.2	r 2.4
Serbia, Republic of	942	1.2	r 0.4	r 0.5	r 0.4	r 0.3	r 0.5	0.2	r 0.0	r 0.0	r 0.3	r 0.0	r 0.0
Turkey	186	31.6	r 10.3	r 10.3	r 16.9	r 12.7	r 9.7	90.6	r 41.1	r 29.4	r 31.2	r 20.5	r 26.3
CIS	901	53.0	15.0	14.1	23.2	15.2	16.4	430.3	70.0	113.0	106.8	338.3	281.7
Armenia	911	0.2	r 0.0	r 0.0	r 0.0	r 0.0	r 0.0	0.0	r 0.0	r 0.0
Azerbaijan, Rep. of	912	0.1	r 0.1	r 0.0	r 0.0	r 0.1	r 0.0	1.0	r 0.0
Belarus	913	0.4	r 0.1	r 0.2	r 0.0	r 0.1	r 0.1	4.3	r 1.5	r 0.6	r 2.5	r 1.0	r 0.0
Georgia	915	0.3	r 0.4	r 0.3	r 0.7	r 0.4	r 0.1	1.2	r 0.2	r 0.2	r 0.6	r 0.3	r 0.5
Kazakhstan	916	0.1	r 0.1	r 0.0	r 0.1	r 0.3	r 0.3	0.1	r 0.5	r 1.5	r 4.8	r 1.2	r 13.1
Kyrgyz Republic	917	0.1	r 0.0	r 0.0	r 0.1	0.5	r 0.0	r 0.0
Moldova	921	0.0	r 0.0	r 0.0	r 0.0	r 0.0	0.0	r 1.4
Russian Federation	922	48.9	r 13.6	r 13.0	r 21.6	r 13.2	r 14.8	191.3	r 65.6	r 108.5	r 68.9	r 232.9	r 204.3
Ukraine	926	1.9	r 0.6	r 0.6	r 0.7	r 0.7	r 0.9	230.8	r 2.0	r 1.8	r 29.9	r 101.4	r 63.6
Uzbekistan	927	1.0	r 0.1	r 0.0	r 0.0	r 0.3	r 0.1	0.9	r 0.2	r 0.2	r 0.0	r 0.2
Europe n.s.	884	r 0.3	r 0.0	1.5	r 0.7	r 0.4	r 0.1	r 0.2	r 0.2
Mid East, N Africa, Pak	440	615.7	240.0	247.2	237.3	186.2	137.5	3,109.3	1,209.5	716.7	1,039.1	897.5	1,479.3
Afghanistan, I.R. of	512	7.4	r 1.8	r 0.5	r 0.9	r 0.4	r 1.0	0.1	r 0.0	r 0.0
Algeria	612	2.4	r 0.9	r 0.9	r 0.9	r 0.1	r 0.1	2.0	r 0.0	r 33.5	r 0.4	r 0.0	r 12.7
Bahrain, Kingdom of	419	7.5	r 2.1	r 1.2	r 1.7	r 1.2	r 0.7	2.1	r 0.1	r 0.6	r 13.9	r 21.1	r 19.5
Djibouti	611	1.0	r 0.2	r 0.1	r 0.2	r 0.0	r 0.1	0.0	r 0.0	r 0.0	r 0.0
Egypt	469	7.8	r 1.4	r 1.0	r 2.1	r 3.4	r 0.5	19.1	r 3.3	r 12.0	r 11.3	r 3.9	r 4.9
Iran, I.R. of	429	38.9	r 13.2	r 11.3	r 14.8	r 16.1	r 9.0	1.7	r 16.4	r 73.7	r 0.1	r 0.4	r 1.0
Iraq	433	14.1	r 1.1	r 3.2	r 7.0	r 12.2	r 18.7	0.0	r 0.0	r 0.0	r 0.0
Jordan	439	3.5	r 1.3	r 1.0	r 6.6	r 0.7	r 0.6	4.1	r 1.1	r 1.0	r 0.8	r 1.3	r 1.0
Kuwait	443	41.2	r 7.5	r 6.9	r 8.1	r 6.3	r 4.4	1,008.8	r 346.2	r 159.1	r 250.6	r 292.1	r 415.2
Lebanon	446	7.0	r 1.2	r 1.4	r 1.7	r 1.1	r 1.1	0.3	r 0.1	r 0.1	r 0.0	r 0.0	r 0.1
Libya	672	0.4	r 0.0	r 0.0	0.0
Morocco	686	13.6	r 4.2	r 2.5	r 4.8	r 2.9	r 3.3	2.2	r 0.3	r 0.4	r 0.5	r 0.4	r 0.2
Oman	449	7.4	r 4.0	r 6.4	r 1.6	r 1.0	r 1.3	27.4	r 35.8	r 2.9	r 1.3	r 4.5	r 0.6
Pakistan	564	43.0	r 14.5	r 14.8	r 14.0	r 11.1	r 10.9	113.0	r 73.6	r 26.7	r 59.9	r 35.8	r 49.5
Qatar	453	24.9	r 6.4	r 5.7	r 8.9	r 7.4	r 4.7	232.7	r 113.2	r 57.4	r 135.2	r 90.4	r 83.0

Philippines (566)

In Millions of U.S. Dollars

		Exports (FOB)						Imports (CIF)					
		2016	2017Q1	2017Q2	2017Q3	2017Q4	2018Q1	2016	2017Q1	2017Q2	2017Q3	2017Q4	2018Q1
Saudi Arabia	456	82.5	r 17.2	r 18.3	r 15.4	r 13.9	r 11.4	1,078.4	r 353.2	r 252.5	r 354.3	r 288.5	r 508.1
Somalia	726	0.5	r 0.0	r 0.0	0.0	r 0.0	r 0.0
Sudan	732	1.1	r 0.1	r 0.2	r 0.4	r 0.1	r 0.1	0.4	r 0.2	r 0.6	r 0.5	r 0.1	r 0.4
Syrian Arab Republic	463	0.1	r 0.0	r 0.0	r 0.1	r 0.0	r 0.1	1.5	r 0.0	r 0.0
Tunisia	744	5.3	r 1.3	r 1.1	r 1.0	r 1.1	r 4.6	2.2	r 0.4	r 0.5	r 0.2	r 0.5	r 0.5
United Arab Emirates	466	303.8	r 161.5	r 170.7	r 146.8	r 106.8	r 64.4	613.2	r 265.6	r 95.7	r 209.9	r 158.6	r 382.6
Yemen, Republic of	474	2.2	r 0.0	r 0.2	r 0.5	r 0.4	0.2	r 0.0	r 0.0	r 0.0
Sub-Saharan Africa	603	229.0	37.0	36.6	38.6	34.6	24.1	106.5	24.5	32.1	14.9	24.7	39.8
Angola	614	0.4	r 0.1	r 0.1	r 0.1	r 0.0	r 0.1	0.1	r 0.0	r 4.3	r 0.7	r 4.8
Benin	638	0.0	r 0.2	r 0.1	r 0.0	r 0.0
Botswana	616	0.1	r 0.0	r 0.0	r 0.1	r 0.0	r 0.0	0.0	r 0.0
Burkina Faso	748	0.0	r 0.0	r 0.0	r 0.0	r 0.1	r 0.0	0.0	r 0.0	r 0.0	r 0.0
Burundi	618	0.1	r 0.0	r 0.0	r 0.0
Cameroon	622	2.4	r 0.9	r 1.3	r 0.8	r 0.5	r 0.0	0.1	r 0.0	r 0.0	r 0.0	r 0.1	r 0.3
Central African Rep.	626	0.0	r 0.0	r 0.0	r 0.1	r 0.0	0.1	r 0.2	r 0.0
Chad	628	0.0	r 0.0	0.1	r 0.0	r 0.0	r 0.0
Congo, Dem. Rep. of	636	r 0.1
Congo, Republic of	634	0.6	r 0.0	r 0.0	r 0.1	r 0.0	r 0.1	0.0	r 0.0	r 0.0	r 0.1
Côte d'Ivoire	662	2.0	r 0.9	r 0.4	r 0.5	r 0.0	r 0.2	0.0	r 0.0	r 0.0	r 0.0
Equatorial Guinea	642	r 0.0	r 0.0	0.0	r 12.6	r 0.0	r 16.3
Eritrea	643	r 0.0	r 0.0	r 0.0	r 0.0	r 6.6
Ethiopia	644	3.2	r 0.5	r 0.5	r 0.6	r 0.6	r 0.3	0.5	r 0.0	r 0.0	r 0.0	r 0.0
Gabon	646	0.1	r 0.0	r 0.0	r 0.0	r 0.0	r 0.0	4.0	r 0.5	r 0.9	r 0.3	r 0.8	r 0.8
Gambia, The	648	0.1	r 0.0	r 0.0	r 0.0	r 0.1	0.0	r 0.0	r 0.0	r 0.0
Ghana	652	4.5	r 1.7	r 2.4	r 1.4	r 1.7	r 0.7	0.8	r 0.6	r 0.1	r 0.7	r 0.2	r 0.4
Guinea	656	0.6	r 0.2	r 0.3	r 0.0	0.0	r 0.0
Guinea-Bissau	654	0.0	r 0.0	r 0.1
Kenya	664	4.1	r 0.4	12.5
Liberia	668	81.8	r 0.0	r 0.0	r 0.0	r 0.0	r 0.0	0.0
Madagascar	674	0.0	r 0.0	r 0.0	r 0.0	r 0.0	r 0.0	0.1	r 0.0	r 0.1	r 0.0	r 0.0	r 0.1
Malawi	676	0.0	r 0.2	r 0.0	r 0.0	r 0.0	r 0.0	6.9	r 1.6	r 3.0	r 1.6	r 1.4	r 2.3
Mali	678	0.1	r 0.0	r 0.0	r 0.2	0.0	r 0.0	r 0.0	r 0.2
Mauritius	684	2.4	r 0.3	r 0.4	r 0.3	r 0.3	r 0.2	1.3	r 0.0	r 0.0	r 0.0	r 0.2	r 1.4
Mozambique	688	0.3	r 0.0	r 0.0	r 0.0	3.3	r 0.0	r 0.0	r 0.3	r 0.3	r 0.4
Niger	692	0.0	r 0.0	r 0.0	r 0.0	0.0	r 0.0	r 0.0	r 0.0	r 0.1	r 0.0
Nigeria	694	7.3	r 0.7	r 1.4	r 0.7	r 1.1	r 0.6	24.3	r 0.1	r 0.4	r 0.1	r 0.3	r 0.0
Rwanda	714	0.4	r 0.1	r 0.0	r 0.0	r 0.0	r 0.1
Senegal	722	1.4	r 0.1	r 0.1	r 0.1	r 0.5	r 0.0	0.1	r 0.0
Seychelles	718	0.3	r 0.1	r 0.1	r 0.2	r 1.8	r 0.0	2.0	r 0.0	r 0.0	r 0.0
Sierra Leone	724	0.0	r 0.0	r 0.0	r 0.0	0.2	r 0.1	r 0.0	r 0.2	r 0.0	r 0.0
South Africa	199	113.0	r 30.0	r 28.9	r 31.4	r 27.2	r 21.0	42.8	r 7.9	r 15.8	r 10.9	r 19.0	r 10.9
Swaziland	734	0.2	r 0.0	r 0.0	r 0.0	r 0.1	r 0.1	0.1	r 0.0	r 0.0	r 0.0	r 0.1	r 0.1
Tanzania	738	0.5	r 0.4	r 0.1	r 0.5	r 0.1	r 0.0	4.0	r 0.1	r 0.7	r 0.4	r 0.2	r 0.3
Togo	742	1.3	r 0.0	r 0.1	r 0.1	0.0	r 0.0
Uganda	746	0.8	r 0.6	r 0.2	r 0.3	r 0.1	r 0.2	0.1	r 0.0	r 0.0	r 0.0	r 0.0	r 0.0
Zambia	754	0.6	r 0.1	r 0.0	r 0.0	r 0.0	r 0.0	1.3	r 0.0	r 0.3
Zimbabwe	698	0.2	r 0.1	r 0.0	r 0.7	r 0.1	r 0.0	1.8	r 0.6	r 0.2	r 0.7	r 1.5
Western Hemisphere	205	855.2	256.2	255.2	265.5	222.6	248.9	1,221.7	233.9	329.1	350.7	311.8	275.5
Anguilla	312	0.0	r 0.1	r 0.0	0.0	r 0.0	r 0.0	r 0.0	r 0.0	r 0.0
Antigua and Barbuda	311	0.0	r 0.0	r 0.0	r 0.0	r 0.0	2.4	r 2.4	r 0.0
Argentina	213	76.0	r 22.8	r 16.9	r 32.5	r 25.3	r 26.0	319.5	r 44.1	r 47.6	r 48.7	r 91.5	r 52.5
Aruba	314	0.2	r 0.1	r 0.1	r 0.0	r 0.0	r 0.3	0.0	r 0.9	r 0.0
Bahamas, The	313	0.7	r 0.2	r 0.3	r 0.1	r 0.1	r 0.3	3.0
Barbados	316	0.1	r 0.0	r 0.1	r 0.1	r 0.0	0.1	r 0.0	r 0.0	r 0.0	r 0.0
Belize	339	0.1	r 0.0	r 0.0	r 0.0	r 0.4	r 0.0
Bermuda	319	0.1	r 0.0	r 0.0	r 0.0	r 0.0	r 0.0	0.0	r 0.0
Bolivia	218	0.7	r 0.2	r 0.0	r 0.0	r 0.1	r 0.1	2.5	r 0.2	r 0.1	r 0.1	r 0.0	r 0.1
Brazil	223	88.5	r 25.0	r 30.5	r 37.6	r 29.6	r 36.2	444.5	r 115.6	r 123.1	r 148.7	r 100.9	r 104.2
Chile	228	36.5	r 10.2	r 8.3	r 9.0	r 11.7	r 10.7	55.4	r 9.0	r 50.5	r 43.1	r 24.4	r 8.2
Colombia	233	10.5	r 3.7	r 5.3	r 3.1	r 5.9	r 4.4	12.5	r 3.6	r 3.7	r 2.7	r 2.8	r 3.3

Philippines (566)

In Millions of U.S. Dollars

		Exports (FOB)						Imports (CIF)					
		2016	2017Q1	2017Q2	2017Q3	2017Q4	2018Q1	2016	2017Q1	2017Q2	2017Q3	2017Q4	2018Q1
Costa Rica	238	15.6	r 4.6	r 4.9	r 6.2	r 6.5	r 5.7	5.9	r 0.8	r 4.0	r 2.4	r 3.6	r 3.5
Curacao	354	5.4	1.8
Dominica	321	0.1	r 0.3	r 0.3	r 0.0	r 0.0	0.0	r 0.0
Dominican Republic	243	7.3	r 0.9	r 2.8	r 3.1	r 2.7	r 0.9	3.7	r 3.5	r 2.2	r 0.7	r 1.4	r 4.1
Ecuador	248	2.9	r 0.4	r 0.2	r 0.5	r 0.5	r 0.7	13.9	r 4.5	r 3.4	r 3.9	r 2.6	r 2.8
El Salvador	253	0.5	r 0.6	r 0.1	r 0.1	r 0.8	r 0.1	0.2	r 0.1	r 0.1	r 0.1	r 0.1	r 0.2
Guatemala	258	1.0	r 0.3	r 0.6	r 0.7	r 0.3	r 0.2	2.0	r 0.7	r 0.4	r 0.5	r 0.2	r 0.2
Guyana	336	0.2	r 0.0	r 0.0	r 0.8	r 0.0	0.9	r 0.5	r 0.5
Haiti	263	0.0	r 0.0	r 0.0	r 0.2	0.1	r 0.0	r 0.0	r 0.3	r 0.0	r 0.0
Honduras	268	0.2	r 0.0	r 0.0	r 0.3	r 0.0	r 0.1	1.0	r 0.2	r 0.1	r 0.1	r 0.5	r 0.1
Jamaica	343	0.4	r 0.1	r 0.2	r 0.0	r 0.1	r 0.0	0.9	r 0.3	r 0.2	r 0.1	r 0.1	r 0.0
Mexico	273	543.4	r 168.5	r 165.8	r 152.4	r 113.5	r 133.5	95.2	r 18.1	r 18.6	r 34.4	r 52.7	r 40.0
Netherlands Antilles	353	r 3.0	r 6.0	r 5.5	r 7.9	r 11.8	r 0.1	r 0.1	r 0.8	r 0.3	r 0.4
Nicaragua	278	0.0	r 0.0	r 0.0	r 0.0	r 0.0	0.1	r 0.1	r 0.1	r 0.2	r 0.5	r 0.0
Panama	283	6.1	r 2.2	r 1.3	r 1.4	r 1.2	r 2.4	34.6	r 0.1	r 0.0	r 1.5	r 0.1	r 1.1
Paraguay	288	0.5	r 0.2	r 0.7	r 0.2	r 0.2	r 0.1	7.4	r 0.2	r 0.0	r 0.1	r 0.2
Peru	293	29.5	r 7.6	r 8.1	r 8.1	r 8.6	r 11.0	28.6	r 7.7	r 51.6	r 48.5	r 25.9	r 51.4
St. Vincent & Grens.	364	r 0.0	0.0	r 0.0	r 0.1	r 0.1
Suriname	366	1.0	r 0.3	r 0.0	r 0.1	r 0.0	r 0.1	0.0
Trinidad and Tobago	369	0.4	r 0.1	r 0.1	r 0.1	r 0.1	r 0.2	0.6	r 0.0
Uruguay	298	9.7	r 2.7	r 2.5	r 3.4	r 3.2	r 3.6	109.2	r 24.9	r 19.9	r 12.4	r 3.6	r 2.8
Venezuela, Rep. Bol.	299	1.5	r 0.1	r 0.2	r 0.0	r 0.2	r 0.0	0.1	r 0.0	r 0.0	r 0.0	r 0.1
Western Hem. n.s.	399	16.0	r 1.8	r 0.0	r 0.5	r 3.1	r 0.0	75.4	r 0.1	r 0.5	r 0.2	r 0.2	r 0.1
Other Countries n.i.e	910	37.7	5.9	14.3	4.2	3.4	1.3	55.9	1.6	5.2	3.4	1.2	1.4
Cuba	928	2.9	r 0.7	r 0.7	r 0.8	r 0.6	r 1.3	4.1	r 1.6	r 0.7	r 2.2	r 1.2	r 1.4
Korea, Dem. People's Rep.	954	34.8	r 5.2	r 13.6	r 3.4	r 2.8	51.8	r 4.5	r 1.2
Memorandum Items													
Africa	605	253.0	43.8	41.3	45.8	38.8	32.3	113.2	25.4	67.1	16.5	25.7	53.6
Middle East	405	541.3	217.0	227.1	215.2	170.5	117.4	2,989.5	1,135.0	655.0	977.5	860.7	1,416.0
European Union	998	6,791.7	2,314.1	2,221.7	2,531.7	2,147.2	2,248.2	6,798.7	1,457.0	1,699.9	1,663.4	1,627.1	1,569.0
Export earnings: fuel	080	607.2	235.5	246.8	233.4	188.9	137.2	3,238.6	1,222.7	798.4	1,061.9	1,115.6	1,671.6
Export earnings: nonfuel	092	55,518.6	15,190.1	15,510.1	16,225.2	15,300.7	15,701.5	88,188.9	20,829.3	21,450.1	21,484.4	24,877.0	22,754.1

Poland (964)

In Millions of U.S. Dollars

		Exports (FOB)						Imports (CIF)					
		2016	2017Q1	2017Q2	2017Q3	2017Q4	2018Q1	2016	2017Q1	2017Q2	2017Q3	2017Q4	2018Q1
IFS World		203,936.0	54,348.1	55,972.6	59,143.0	61,329.0	65,703.6	199,622.8	53,641.2	55,787.3	58,335.5	62,646.2	66,717.9
World	001	203,816.5	54,391.6	56,062.0	59,120.5	61,353.1	65,922.5	199,506.7	53,683.8	55,852.2	58,313.7	62,668.4	67,384.4
Advanced Economies	110	165,815.9	44,703.6	45,566.3	47,826.4	49,518.2	54,194.1	150,481.0	39,935.9	41,798.0	43,549.8	46,303.1	49,413.8
Euro Area	163	115,099.0	31,224.3	31,721.9	33,647.8	34,841.5	38,268.0	116,960.5	31,060.2	32,290.3	33,980.2	35,997.4	38,554.2
Austria	122	3,613.0	r 1,003.7	r 1,016.5	r 1,153.0	r 1,226.7	r 1,278.7	4,224.0	r 1,063.8	r 1,123.1	r 1,195.5	r 1,352.4	r 1,406.8
Belgium	124	4,399.8	r 1,201.1	r 1,203.0	r 1,293.4	r 1,386.8	r 1,574.2	7,295.1	r 1,989.6	r 2,021.1	r 2,272.4	r 2,190.1	r 2,543.7
Cyprus	423	196.8	r 35.7	r 36.5	r 47.8	r 43.6	r 46.4	127.6	r 21.0	r 33.9	r 50.1	r 27.6	r 27.6
Estonia	939	1,128.9	r 344.7	r 302.6	r 320.7	r 333.3	r 320.6	257.2	r 60.2	r 72.9	r 77.8	r 79.2	r 75.1
Finland	172	1,665.2	r 386.0	r 505.5	r 476.0	r 482.1	r 554.9	1,551.8	r 438.5	r 431.2	r 439.0	r 419.3	r 466.9
France	132	11,053.8	r 3,140.7	r 3,147.7	r 3,130.3	r 3,479.7	r 3,827.8	8,514.5	r 2,348.9	r 2,293.6	r 2,365.9	r 2,586.7	r 2,903.6
Germany	134	55,814.5	r 14,971.6	r 15,034.7	r 16,535.7	r 16,756.6	r 18,564.6	56,194.5	r 14,800.7	r 15,465.6	r 16,677.8	r 17,247.1	r 18,551.0
Greece	174	892.1	r 213.2	r 225.1	r 248.5	r 239.1	r 251.1	472.7	r 95.0	r 114.7	r 107.6	r 124.9	r 129.4
Ireland	178	759.6	r 194.0	r 235.8	r 263.3	r 227.2	r 287.3	1,426.7	r 345.1	r 398.9	r 461.0	r 476.3	r 372.0
Italy	136	9,711.4	r 2,741.2	r 2,904.6	r 2,783.3	r 2,880.9	r 3,043.1	10,961.6	r 2,895.8	r 3,022.9	r 3,038.6	r 3,271.5	r 3,404.6
Latvia	941	1,463.9	r 333.5	r 356.9	r 410.1	r 395.7	r 392.0	468.9	r 112.4	r 122.1	r 154.2	r 139.9	r 145.7
Lithuania	946	2,881.2	r 733.2	r 832.2	r 880.9	r 855.7	r 916.2	1,478.7	r 446.2	r 464.8	r 516.6	r 502.7	r 544.0
Luxembourg	137	252.7	r 87.3	r 95.3	r 90.3	r 89.7	r 210.1	389.9	r 102.1	r 117.1	r 114.6	r 210.7	r 150.1
Malta	181	46.1	r 10.5	r 13.2	r 12.4	r 14.2	r 27.0	43.2	r 15.9	r 23.3	r 22.4	r 13.8	r 40.5
Netherlands	138	9,119.6	r 2,497.4	r 2,442.9	r 2,544.0	r 2,640.8	r 2,962.9	11,935.5	r 3,212.8	r 3,391.8	r 3,351.5	r 3,809.0	r 3,911.6
Portugal	182	823.4	r 243.7	r 248.2	r 247.3	r 255.3	r 286.1	548.1	r 145.5	r 160.4	r 173.2	r 177.5	r 222.3
Slovak Republic	936	5,024.1	r 1,356.7	r 1,387.6	r 1,494.3	r 1,575.9	r 1,629.7	5,459.5	r 1,346.2	r 1,347.4	r 1,343.4	r 1,492.3	r 1,576.1
Slovenia	961	753.3	r 209.0	r 217.9	r 238.9	r 242.9	r 273.3	945.1	r 304.4	r 353.7	r 318.1	r 399.3	r 467.9
Spain	184	5,499.7	r 1,521.4	r 1,515.7	r 1,477.4	r 1,715.4	r 1,822.0	4,665.7	r 1,316.1	r 1,331.6	r 1,300.4	r 1,477.1	r 1,615.4
Australia	193	557.4	r 202.7	r 172.6	r 180.0	r 168.3	r 174.6	318.1	r 98.6	r 153.9	r 120.0	r 126.4	r 74.4
Canada	156	1,376.9	r 371.6	r 397.9	r 267.3	r 275.3	r 411.2	222.4	r 106.1	r 56.6	r 70.4	r 126.2	r 68.9
China,P.R.: Hong Kong	532	376.6	r 103.6	r 99.7	r 112.0	r 136.6	r 105.8	36.4	r 9.5	r 8.2	r 11.0	r 10.4	r 10.0
China,P.R.: Macao	546	2.4	r 0.6	r 0.4	r 12.1	r 9.8	r 2.6	0.1	r 0.0	r 0.0	r 0.0	r 0.0	r 0.0
Czech Republic	935	13,397.0	r 3,493.2	r 3,627.8	r 3,712.2	r 3,956.2	r 4,220.8	8,117.7	r 2,254.0	r 2,231.4	r 2,152.8	r 2,629.1	r 2,765.1
Denmark	128	3,610.5	r 1,014.3	r 1,092.3	r 1,052.6	r 1,034.6	r 1,247.1	2,612.1	r 660.8	r 845.2	r 756.6	r 738.9	r 864.5
Iceland	176	165.8	r 32.0	r 52.1	r 51.0	r 39.5	r 28.5	122.3	r 15.7	r 15.0	r 12.3	r 19.4	r 18.1
Israel	436	570.2	r 151.1	r 144.7	r 152.3	r 166.7	r 189.0	272.4	r 90.6	r 72.6	r 73.0	r 89.2	r 104.2
Japan	158	586.8	r 138.2	r 130.2	r 147.0	r 150.0	r 164.1	1,208.9	r 302.6	r 429.7	r 387.0	r 348.2	r 364.2
Korea, Republic of	542	504.4	r 129.7	r 142.0	r 131.9	r 147.3	r 145.1	2,659.2	r 665.5	r 709.3	r 706.5	r 776.8	r 848.3
New Zealand	196	137.0	r 33.0	r 43.3	r 36.0	r 37.9	r 64.3	85.6	r 12.5	r 5.7	r 10.9	r 19.7	r 71.0
Norway	142	2,452.9	r 647.6	r 650.8	r 710.4	r 671.4	r 624.1	1,066.4	r 465.4	r 411.3	r 479.2	r 341.7	r 407.4
San Marino	135	33.8	r 9.2	r 11.3	r 5.9	r 2.6	r 12.5	6.0	r 1.4	r 1.8	r 1.5	r 2.1	r 1.4
Singapore	576	623.2	r 45.2	r 63.6	r 85.4	r 51.9	r 55.9	559.6	r 70.6	r 118.6	r 115.7	r 90.3	r 59.9
Sweden	144	5,907.0	r 1,517.1	r 1,604.8	r 1,574.9	r 1,696.9	r 1,898.5	4,933.5	r 1,263.6	r 1,272.3	r 1,289.8	r 1,452.6	r 1,574.6
Switzerland	146	1,923.1	r 546.1	r 536.8	r 553.2	r 564.8	r 590.9	950.2	r 248.3	r 256.6	r 294.3	r 296.4	r 305.1
Taiwan Prov.of China	528	153.2	r 50.0	r 41.1	r 46.9	r 38.3	r 40.0	778.2	r 214.4	r 234.7	r 235.2	r 229.9	r 251.6
United Kingdom	112	13,552.7	r 3,586.7	r 3,462.1	r 3,733.3	r 3,905.3	r 4,099.1	5,707.0	r 1,447.9	r 1,481.7	r 1,614.8	r 1,799.8	r 1,683.5
United States	111	4,785.8	r 1,407.3	r 1,570.9	r 1,614.1	r 1,623.2	r 1,852.1	3,864.6	r 948.1	r 1,202.9	r 1,238.4	r 1,208.6	r 1,387.3
Vatican	187	0.1	r 0.0	r 0.0	r 0.0	r 0.0	r 0.0	0.0	r 0.0	r 0.0	r 0.0	r 0.0	r 0.0
Emerg. & Dev. Economies	200	37,525.4	9,598.6	10,403.5	11,205.3	11,739.8	11,630.9	48,326.6	13,613.7	13,942.9	14,668.9	16,264.6	17,837.5
Emerg. & Dev. Asia	505	3,837.2	906.9	941.6	1,036.1	1,280.5	1,131.9	19,248.6	5,331.8	5,413.0	6,083.9	6,376.9	6,783.9
Bangladesh	513	31.0	r 12.7	r 12.8	r 7.1	r 14.8	r 24.0	344.3	r 123.5	r 132.3	r 162.5	r 159.0	r 213.2
Bhutan	514	0.2	r 0.0	r 0.0	0.0	r 0.1	r 0.1	r 0.1	r 0.4
Brunei Darussalam	516	1.6	r 0.4	r 0.5	r 0.3	r 0.5	r 2.0	0.4	r 0.0	r 0.0	r 0.5	r 0.0
Cambodia	522	8.8	r 1.7	r 1.4	r 3.0	r 23.4	r 2.1	95.4	r 10.2	r 11.8	r 26.4	r 25.3	r 55.7
China,P.R.: Mainland	924	1,902.3	r 527.0	r 551.8	r 573.7	r 680.4	r 527.8	15,570.7	r 4,360.1	r 4,215.3	r 4,869.3	r 5,013.6	r 5,378.6
Fiji	819	0.4	r 0.1	r 0.1	r 0.0	r 0.1	r 1.3	0.0	r 0.1	r 0.0	r 0.0	r 0.0
F.T. French Polynesia	887	0.5	r 0.3	r 0.2	r 0.6	r 0.2	r 0.3	0.0	r 0.0	r 0.0	r 0.0	r 0.0
F.T. New Caledonia	839	2.9	r 1.5	r 1.0	r 0.9	r 1.2	r 0.9	0.0	r 0.0	r 0.0	r 0.1
Guam	829	0.1	r 0.0	r 0.0	r 0.1	r 0.0	r 0.0	r 0.0	r 0.0
India	534	667.0	r 155.6	r 148.1	r 210.9	r 230.3	r 203.6	1,494.5	r 350.9	r 517.4	r 477.6	r 517.8	r 389.0
Indonesia	536	109.2	r 28.2	r 29.3	r 30.9	r 28.8	r 37.1	322.3	r 87.9	r 89.2	r 92.1	r 105.5	r 114.0
Lao People's Dem.Rep	544	1.5	r 0.0	r 1.8	r 0.7	r 1.6	r 0.2	0.0	r 0.6	r 19.2	r 0.2	r 0.0	r 0.4
Malaysia	548	152.4	r 30.4	r 37.3	r 38.7	r 34.9	r 42.5	312.9	r 100.9	r 103.6	r 106.3	r 113.7	r 123.3
Maldives	556	10.1	r 1.5	r 1.9	r 1.8	r 2.4	r 1.9	0.4	r 0.2	r 0.1	r 0.1	r 0.1	r 0.2
Marshall Islands	867	344.0	r 0.0	r 0.0	r 0.1	r 6.3	r 3.7	11.3	r 5.9	r 3.7

Poland (964)

In Millions of U.S. Dollars

		Exports (FOB)						Imports (CIF)					
		2016	2017Q1	2017Q2	2017Q3	2017Q4	2018Q1	2016	2017Q1	2017Q2	2017Q3	2017Q4	2018Q1
Mongolia	948	41.8	r 9.7	r 13.3	r 13.7	r 12.9	r 11.5	0.2	r 0.1	r 0.0	r 0.2	r 0.1	r 0.3
Myanmar	518	35.3	r 2.0	r 1.8	r 2.1	r 3.1	r 6.8	8.9	r 3.8	r 4.5	r 7.5	r 9.6	r 16.2
Nepal	558	1.2	r 0.9	r 1.3	r 0.6	r 2.4	r 0.3	0.2	r 0.1	r 0.1	r 0.1	r 0.1	r 0.1
Papua New Guinea	853	0.6	r 0.2	r 0.1	r 0.1	r 0.4	r 1.1	0.2	r 0.9	r 0.5
Philippines	566	62.1	r 14.5	r 13.5	r 13.9	r 19.2	r 27.6	148.3	r 39.9	r 61.4	r 54.3	r 62.0	r 80.6
Samoa	862	0.0	r 0.0	r 0.0	r 0.1	0.0	r 0.1	r 0.0	r 0.0	r 0.0	r 0.0
Solomon Islands	813	0.0	r 0.2
Sri Lanka	524	30.2	r 4.6	r 10.6	r 11.9	r 21.3	r 20.7	31.9	r 10.4	r 10.0	r 10.0	r 11.7	r 13.2
Thailand	578	188.5	r 49.0	r 48.1	r 57.9	r 113.3	r 139.6	445.0	r 134.9	r 125.8	r 134.5	r 120.1	r 128.7
Timor-Leste	537	0.1	r 0.0	r 0.0	r 0.0	r 0.0	r 0.0	r 0.0
Tuvalu	869	0.0	r 0.1	0.0	r 0.0
Vanuatu	846	6.1	r 0.0	r 0.0	r 0.1	r 0.0	r 0.0	5.7	r 0.0	r 0.0	r 0.0
Vietnam	582	235.2	r 64.6	r 66.0	r 66.4	r 82.8	r 76.4	454.3	r 107.3	r 121.6	r 142.6	r 231.8	r 266.3
Asia n.s.	598	4.2	r 2.2	r 0.5	r 0.6	r 0.1	r 0.3	1.6	r 0.0	r 0.0	r 0.0	r 0.0	r 0.0
Europe	170	27,081.3	7,022.4	7,726.6	8,465.4	8,554.0	8,636.2	23,811.5	6,770.2	6,930.2	7,200.3	8,344.6	9,170.4
Emerg. & Dev. Europe	903	15,293.2	3,937.1	4,160.8	4,521.3	4,683.7	4,900.2	8,903.4	2,339.1	2,444.0	2,399.5	2,774.1	2,963.2
Albania	914	50.3	r 10.3	r 14.1	r 15.2	r 19.1	r 15.4	3.5	r 1.0	r 1.0	r 1.2	r 3.1	r 1.6
Bosnia and Herzegovina	963	220.6	r 53.0	r 75.7	r 72.2	r 76.5	r 64.6	40.5	r 9.9	r 10.6	r 14.6	r 14.2	r 17.0
Bulgaria	918	1,147.7	r 284.5	r 279.2	r 300.9	r 302.6	r 297.6	574.4	r 137.6	r 155.9	r 152.1	r 167.0	r 188.5
Croatia	960	670.3	r 169.9	r 200.2	r 223.6	r 211.6	r 235.5	208.8	r 43.1	r 53.2	r 45.1	r 54.3	r 54.4
Faroe Islands	816	34.0	r 1.6	r 17.1	r 21.1	r 1.0	r 7.0	60.9	r 10.7	r 21.8	r 28.0	r 10.7	r 12.8
Gibraltar	823	66.2	r 13.3	r 11.7	r 38.7	r 0.7	r 1.2	54.8	r 10.0	r 15.9	r 5.4	r 0.0	r 8.6
Hungary	944	5,405.4	r 1,414.3	r 1,503.0	r 1,600.3	r 1,592.6	r 1,742.2	3,771.7	r 1,035.5	r 1,060.5	r 1,028.2	r 1,191.3	r 1,285.6
Kosovo	967	63.0	r 13.9	r 17.8	r 18.4	r 17.9	r 14.3	2.6	r 0.9	r 0.6	r 2.0	r 4.1	r 3.4
Macedonia, FYR	962	78.9	r 23.9	r 36.3	r 36.5	r 44.1	r 32.4	28.8	r 8.2	r 14.4	r 9.7	r 14.7	r 12.0
Montenegro	943	47.0	r 6.3	r 8.4	r 8.1	r 29.3	r 6.8	12.6	r 3.6	r 5.1	r 5.5	r 5.3	r 4.7
Romania	968	3,632.0	r 949.5	r 997.7	r 1,138.1	r 1,207.1	r 1,328.7	1,607.5	r 435.9	r 460.4	r 487.6	r 536.2	r 589.7
Serbia, Republic of	942	770.9	r 212.5	r 229.6	r 238.1	r 236.2	r 248.0	271.8	r 75.3	r 80.4	r 84.2	r 90.6	r 90.7
Turkey	186	3,106.8	r 784.1	r 769.9	r 810.2	r 945.0	r 906.6	2,265.6	r 567.5	r 564.1	r 535.9	r 682.6	r 694.1
CIS	901	11,785.6	3,083.8	3,565.5	3,943.4	3,869.6	3,735.0	14,908.0	4,431.1	4,486.1	4,800.7	5,570.4	6,207.0
Armenia	911	36.8	r 9.2	r 10.1	r 14.1	r 11.1	r 10.9	19.7	r 2.8	r 2.3	r 3.0	r 2.3	r 2.2
Azerbaijan, Rep. of	912	60.2	r 11.8	r 15.5	r 20.4	r 25.1	r 18.0	42.8	r 3.1	r 2.7	r 3.1	r 4.2	r 2.8
Belarus	913	1,347.7	r 322.6	r 392.8	r 389.2	r 395.4	r 380.8	810.6	r 197.7	r 276.8	r 318.7	r 283.1	r 335.9
Georgia	915	113.0	r 43.2	r 31.2	r 34.0	r 34.0	r 32.5	7.7	r 6.0	r 2.7	r 5.6	r 3.4	r 2.9
Kazakhstan	916	324.3	r 94.4	r 138.6	r 157.0	r 94.5	r 105.7	556.3	r 204.6	r 212.9	r 234.0	r 261.1	r 441.9
Kyrgyz Republic	917	16.8	r 4.0	r 5.7	r 5.5	r 7.7	r 5.3	1.8	r 0.4	r 0.4	r 0.3	r 0.7	r 0.8
Moldova	921	160.9	r 39.8	r 47.5	r 55.6	r 54.6	r 52.3	63.7	r 13.9	r 20.1	r 25.6	r 59.2	r 40.7
Russian Federation	922	5,760.2	r 1,436.3	r 1,733.6	r 1,999.1	r 1,859.1	r 1,832.4	11,373.1	r 3,434.7	r 3,386.4	r 3,595.7	r 4,264.2	r 4,619.4
Tajikistan	923	9.9	r 2.8	r 2.2	r 3.6	r 2.4	r 6.5	0.2	r 0.1	r 0.0	r 0.0	r 0.1	r 0.2
Turkmenistan	925	54.3	r 10.8	r 12.3	r 4.6	r 10.9	r 4.6	3.0	r 0.3	r 0.4	r 0.1	r 0.4	r 1.5
Ukraine	926	3,814.8	r 1,094.9	r 1,158.7	r 1,240.5	r 1,346.7	r 1,255.4	2,003.4	r 557.9	r 571.4	r 605.0	r 678.3	r 746.9
Uzbekistan	927	86.8	r 13.9	r 17.3	r 19.9	r 28.1	r 30.5	25.7	r 9.7	r 10.0	r 9.5	r 13.6	r 11.8
Europe n.s.	884	2.6	r 1.4	r 0.4	r 0.8	r 0.6	r 1.0	0.1	r 0.1	r 0.1	r 0.1	r 0.1	r 0.2
Mid East, N Africa, Pak	440	3,316.6	746.3	756.3	776.6	964.1	894.0	1,984.5	723.7	635.3	544.0	652.1	781.7
Afghanistan, I.R. of	512	5.3	r 2.3	r 2.7	r 1.0	r 2.0	r 2.7	0.1	r 0.0	r 0.0	r 0.0	r 0.1	r 0.0
Algeria	612	302.7	r 72.6	r 76.8	r 50.9	r 162.2	r 82.1	17.5	r 9.7	r 7.1	r 5.4	r 6.3	r 11.7
Bahrain, Kingdom of	419	24.2	r 6.1	r 4.4	r 14.3	r 24.6	r 7.6	7.1	r 1.3	r 0.9	r 1.0	r 1.6	r 2.2
Djibouti	611	7.4	r 1.8	r 1.4	r 1.8	r 1.0	r 0.7	0.0	r 0.0	r 3.2
Egypt	469	368.9	r 71.5	r 64.9	r 51.1	r 92.0	r 70.0	78.5	r 19.6	r 23.2	r 26.8	r 23.5	r 28.8
Iran, I.R. of	429	88.9	r 33.3	r 33.5	r 39.4	r 31.5	r 32.8	127.6	r 58.5	r 4.8	r 4.9	r 10.1	r 73.4
Iraq	433	76.8	r 24.8	r 19.9	r 25.9	r 24.8	r 29.9	401.7	r 194.6	r 48.7	r 79.8	r 85.8	r 137.5
Jordan	439	115.3	r 22.7	r 19.1	r 15.5	r 20.2	r 23.1	0.7	r 0.1	r 0.2	r 0.7	r 1.5	r 1.6
Kuwait	443	70.9	r 19.1	r 26.2	r 19.6	r 19.7	r 37.0	1.3	r 0.2	r 0.1	r 0.2	r 0.5	r 0.6
Lebanon	446	69.1	r 21.4	r 20.6	r 20.5	r 20.1	r 21.2	3.5	r 0.1	r 0.2	r 0.1	r 0.9	r 0.8
Libya	672	28.9	r 6.1	r 6.9	r 7.2	r 9.1	r 8.7	0.1	r 0.0	r 0.0	r 0.0
Mauritania	682	7.3	r 3.6	r 3.8	r 3.9	r 5.5	r 7.6	0.1	r 0.0	r 0.0	r 0.0	r 8.0
Morocco	686	308.7	r 69.8	r 60.0	r 59.0	r 69.8	r 98.1	101.0	r 25.1	r 32.0	r 30.8	r 27.6	r 25.9
Oman	449	50.2	r 12.6	r 16.4	r 44.9	r 54.5	r 41.1	12.4	r 2.6	r 2.1	r 1.7	r 1.8	r 0.7
Pakistan	564	125.2	r 32.2	r 23.4	r 28.9	r 32.2	r 30.8	136.8	r 40.8	r 38.6	r 46.6	r 53.2	r 58.1
Qatar	453	81.4	r 15.6	r 19.1	r 23.5	r 21.7	r 24.5	289.4	r 140.9	r 142.5	r 113.1	r 143.2	r 192.8

Poland (964)

In Millions of U.S. Dollars

		Exports (FOB)						Imports (CIF)					
		2016	2017Q1	2017Q2	2017Q3	2017Q4	2018Q1	2016	2017Q1	2017Q2	2017Q3	2017Q4	2018Q1
Saudi Arabia	456	740.4	r 146.9	r 162.8	r 180.1	r 172.4	r 205.0	553.8	r 166.3	r 277.8	r 163.6	r 225.8	r 171.6
Somalia	726	0.6	r 0.3	r 0.3	r 1.0	r 1.6	r 1.0	0.0
Sudan	732	13.0	r 1.6	r 2.6	r 3.5	r 16.2	r 2.1	25.9	r 0.4	r 0.8	r 0.5	r 0.7	r 0.2
Syrian Arab Republic	463	6.2	r 2.5	r 4.1	r 5.4	r 6.6	r 3.7	0.4	r 0.0	r 0.1	r 0.0	r 0.0	r 0.0
Tunisia	744	138.5	r 37.6	r 32.2	r 32.1	r 38.1	r 38.0	107.2	r 27.2	r 24.3	r 22.1	r 25.4	r 29.8
United Arab Emirates	466	656.6	r 133.3	r 149.9	r 140.5	r 133.3	r 121.4	117.8	r 35.4	r 31.1	r 43.0	r 43.5	r 37.4
West Bank and Gaza	487	10.9	r 4.2	r 2.9	r 2.8	r 2.7	r 2.5	1.8	r 0.7	r 0.6	r 0.4	r 0.4	r 0.3
Yemen, Republic of	474	19.1	r 4.4	r 2.4	r 3.8	r 2.1	r 2.7	0.0	r 0.0	r 0.0	r 0.1
Sub-Saharan Africa	603	1,330.4	381.4	347.5	336.2	388.1	327.7	764.3	126.1	158.2	133.8	190.0	190.4
Angola	614	20.7	r 8.6	r 4.7	r 4.1	r 4.1	r 3.8	2.1	r 0.3	r 0.5	r 0.7	r 0.2	r 0.6
Benin	638	22.6	r 6.2	r 7.9	r 7.3	r 6.4	r 8.1	0.0	r 0.0	r 0.0	r 0.0	r 0.0	r 0.0
Botswana	616	2.0	r 0.5	r 0.2	r 0.3	r 0.3	r 0.2	0.0	r 0.0	r 0.0
Burkina Faso	748	2.9	r 0.9	r 1.6	r 1.4	r 1.5	r 0.9	0.4	r 0.1	r 0.1	r 0.1	r 0.0	r 0.1
Burundi	618	0.2	r 0.1	r 0.0	r 0.0	r 0.0	r 0.1	1.2	r 0.8	r 0.1	r 0.6	r 0.1
Cabo Verde	624	1.2	r 0.2	r 0.4	r 0.3	r 0.8	r 0.2	0.0	r 0.0	r 0.0	r 0.0	r 0.0
Cameroon	622	15.2	r 3.3	r 4.0	r 4.3	r 3.5	r 2.6	2.3	r 0.7	r 1.3	r 0.6	r 1.0	r 0.4
Central African Rep.	626	0.5	r 0.1	r 0.1	r 0.1	r 0.2	r 0.2	0.0	r 0.0	r 0.0	r 0.0	r 0.0
Chad	628	3.0	r 0.8	r 1.0	r 1.8	r 1.9	r 2.0	0.0	r 0.0	r 0.0	r 0.0	r 0.0
Comoros	632	0.9	r 0.5	r 0.7	r 0.9	r 0.4	r 0.5	0.0
Congo, Dem. Rep. of	636	10.7	r 3.2	r 7.8	r 5.1	r 3.7	r 4.4	r 0.0	r 1.7	r 4.6	r 2.0
Congo, Republic of	634	24.0	r 4.0	r 5.4	r 8.0	r 6.8	r 7.3	1.8	r 0.2	r 0.6	r 0.3	r 0.1	r 0.0
Côte d'Ivoire	662	21.4	r 8.9	r 7.2	r 6.9	r 9.0	r 10.7	113.5	r 32.6	r 33.8	r 30.0	r 46.5	r 42.1
Equatorial Guinea	642	1.4	r 0.6	r 0.7	r 1.1	r 1.8	r 1.2	0.0
Eritrea	643	0.0	r 0.0	r 0.0	r 0.2	r 0.0
Ethiopia	644	59.9	r 7.3	r 5.3	r 5.7	r 3.4	r 4.8	0.7	r 0.1	r 0.1	r 0.1	r 0.1	r 0.2
Gabon	646	9.4	r 3.6	r 3.4	r 2.4	r 3.3	r 3.9	24.4	r 0.6	r 1.2	r 6.3	r 1.5	r 9.9
Gambia, The	648	6.1	r 4.4	r 1.1	r 1.5	r 0.8	r 1.2	0.0	r 0.0	r 0.0	r 0.0	r 0.0	r 0.0
Ghana	652	37.3	r 10.3	r 15.9	r 11.3	r 13.5	r 14.1	29.6	r 5.2	r 3.8	r 5.5	r 6.2	r 9.5
Guinea	656	24.6	r 5.3	r 6.6	r 10.5	r 6.9	r 8.5	3.9	r 0.7	r 1.5	r 1.6	r 1.4	r 0.5
Guinea-Bissau	654	2.5	r 0.4	r 0.8	r 1.0	r 0.7	r 0.8	0.0	r 0.0	r 0.0	r 0.0
Kenya	664	49.3	r 16.2	r 15.4	r 9.1	r 16.4	r 9.3	19.7	r 7.0	r 5.0	r 5.8	r 6.1	r 7.9
Liberia	668	179.5	r 22.0	r 3.1	r 4.8	r 5.0	r 1.8	202.1	r 10.3	r 7.9	r 6.0	r 11.7	r 9.5
Madagascar	674	1.9	r 0.8	r 0.4	r 0.8	r 1.3	r 0.8	0.3	r 0.0	r 0.1	r 0.0	r 0.1	r 0.2
Malawi	676	3.7	r 0.8	r 0.4	r 0.1	r 0.4	r 0.4	6.5	r 2.0	r 0.8	r 0.8	r 11.3	r 1.5
Mali	678	6.6	r 3.8	r 4.7	r 5.5	r 5.8	r 3.9	0.0	r 0.0	r 0.0	r 0.0	r 0.0	r 0.0
Mauritius	684	8.2	r 1.9	r 2.0	r 2.8	r 2.6	r 2.1	6.2	r 0.8	r 2.8	r 0.9	r 1.1	r 1.4
Mozambique	688	38.4	r 29.4	r 0.7	r 14.0	r 0.6	r 0.7	37.2	r 4.6	r 32.4	r 8.1	r 37.7	r 24.7
Namibia	728	1.3	r 0.7	r 2.3	r 0.1	r 0.2	r 0.2	1.2	r 0.3	r 0.4	r 0.3	r 0.3	r 0.4
Niger	692	2.0	r 0.7	r 2.1	r 1.5	r 1.4	r 0.8	0.0	r 0.0	r 0.0	r 0.0	r 0.0	r 0.0
Nigeria	694	86.8	r 36.7	r 27.0	r 20.9	r 31.4	r 16.5	43.7	r 7.8	r 7.9	r 5.0	r 6.1	r 10.3
Rwanda	714	2.0	r 0.3	r 0.5	r 0.3	r 0.2	r 0.4	1.2	r 0.1	r 0.1	r 0.2	r 0.4	r 0.4
São Tomé & Príncipe	716	0.1	r 0.0	r 0.1	r 0.0	r 0.0	r 0.0	0.0	r 0.2	r 0.0
Senegal	722	49.9	r 22.4	r 19.9	r 17.4	r 25.9	r 16.3	25.6	r 3.0	r 1.0	r 1.8	r 2.4	r 5.0
Seychelles	718	2.3	r 1.0	r 0.8	r 0.3	r 0.6	r 1.0	0.4	r 0.0	r 0.0	r 0.0	r 0.0
Sierra Leone	724	4.7	r 1.5	r 0.8	r 1.7	r 1.3	r 1.3	0.1	r 0.0	r 0.0	r 0.0	r 0.0	r 0.0
South Africa	199	555.6	r 147.1	r 172.4	r 165.1	r 163.0	r 178.8	170.1	r 42.7	r 51.6	r 49.1	r 38.1	r 54.3
South Sudan, Rep. of	733	0.1	r 0.0	r 0.0	r 0.0	r 0.0
Swaziland	734	0.0	r 0.0	r 0.0	r 0.0	r 0.0	r 0.0	0.0	r 0.1	r 0.0	r 0.0	r 0.0	r 0.0
Tanzania	738	29.9	r 12.3	r 12.5	r 6.6	r 49.8	r 8.5	20.9	r 0.4	r 0.6	r 3.8	r 3.7	r 2.7
Togo	742	16.1	r 5.7	r 3.2	r 4.3	r 6.6	r 3.3	5.0	r 0.0	r 0.0	r 0.1	r 0.0	r 0.0
Uganda	746	15.9	r 7.7	r 2.5	r 2.7	r 3.1	r 4.7	11.8	r 2.3	r 1.3	r 1.8	r 5.2	r 2.9
Zambia	754	2.6	r 0.9	r 0.7	r 1.1	r 1.7	r 0.6	2.7	r 0.0	r 0.1	r 0.1	r 0.1	r 0.5
Zimbabwe	698	7.2	r 0.3	r 1.2	r 2.8	r 1.3	r 1.0	29.8	r 3.4	r 3.0	r 3.1	r 3.1	r 3.5
Western Hemisphere	205	1,960.0	541.7	631.4	590.9	553.1	641.1	2,517.7	661.8	806.2	706.9	701.0	911.1
Anguilla	312	0.0	r 0.0	r 0.0	r 0.0	r 3.6
Antigua and Barbuda	311	186.9	r 36.4	r 47.7	r 32.1	r 55.2	r 54.3	143.8	r 22.5	r 48.6	r 11.4	r 23.9	r 28.9
Argentina	213	78.9	r 46.9	r 53.3	r 29.4	r 35.1	r 31.0	623.9	r 193.4	r 177.9	r 181.3	r 169.9	r 163.8
Aruba	314	0.8	r 0.1	r 0.7	r 0.2	r 0.2	r 0.1	0.0	r 0.0	r 0.0
Bahamas, The	313	337.7	r 36.0	r 116.0	r 112.6	r 44.0	r 123.6	271.0	r 54.2	r 129.9	r 59.7	r 41.7	r 121.7
Barbados	316	3.9	r 0.1	r 19.8	r 0.1	r 0.1	r 0.3	6.8	r 19.3	r 0.0	r 0.0	r 0.0	r 0.0

Poland (964)

In Millions of U.S. Dollars

		Exports (FOB)						Imports (CIF)					
		2016	2017Q1	2017Q2	2017Q3	2017Q4	2018Q1	2016	2017Q1	2017Q2	2017Q3	2017Q4	2018Q1
Belize	339	1.8	r 0.9	r 0.6	r 0.2	r 0.5	r 0.2	0.0	r 0.0	r 0.0	r 0.0
Bermuda	319	0.1	r 0.1	r 0.0	r 0.1	r 0.3	r 0.1	0.0	r 0.0	r 0.0	r 0.0	r 0.0	r 0.0
Bolivia	218	3.6	r 3.1	r 1.7	r 2.6	r 2.4	r 2.9	4.6	r 0.1	r 3.1	r 3.2	r 2.7	r 0.3
Brazil	223	361.3	r 95.3	r 114.2	r 97.0	r 107.8	r 111.7	607.5	r 167.5	r 224.1	r 214.1	r 219.8	r 336.1
Chile	228	95.4	r 33.6	r 25.6	r 27.7	r 32.9	r 40.1	102.5	r 21.4	r 12.5	r 24.5	r 25.3	r 23.1
Colombia	233	97.9	r 14.0	r 19.7	r 20.1	r 17.6	r 18.3	51.9	r 16.9	r 12.3	r 33.7	r 40.7	r 57.4
Costa Rica	238	12.2	r 2.7	r 5.5	r 3.2	r 3.1	r 3.4	7.9	r 2.4	r 2.2	r 4.0	r 3.7	r 2.9
Curacao	354	5.8	r 0.1	r 0.5	r 0.3	r 0.7	r 0.8	1.2	r 0.0
Dominica	321	0.4	r 0.8	r 0.2	r 0.1	r 0.1	r 0.1	19.5	r 0.0	r 0.0	r 0.1	r 0.0	r 0.0
Dominican Republic	243	10.3	r 3.5	r 3.4	r 3.9	r 3.6	r 5.5	4.6	r 1.2	r 2.7	r 2.6	r 3.3	r 2.2
Ecuador	248	12.2	r 3.4	r 4.3	r 6.6	r 7.1	r 8.3	103.5	r 34.5	r 31.3	r 21.7	r 24.0	r 43.8
El Salvador	253	3.0	r 0.6	r 1.2	r 0.8	r 0.6	r 1.6	0.1	r 0.1	r 0.1	r 0.1	r 0.0	r 0.0
Falkland Islands	323	0.0	r 0.0	r 0.0	r 0.0	r 0.1
Greenland	326	24.4	r 45.2	r 0.2	r 0.5	r 0.4	r 0.3	13.7	r 1.0	r 0.2	r 1.8	r 1.0	r 0.3
Grenada	328	0.0	r 0.0	r 0.0	r 0.0	0.1	r 0.1	r 0.0	r 0.0
Guatemala	258	6.8	r 2.6	r 2.5	r 4.8	r 3.4	r 2.4	10.4	r 1.1	r 2.0	r 2.5	r 6.4	r 1.1
Guyana	336	2.6	r 0.2	r 0.8	r 0.6	r 0.7	r 0.5	0.8	r 0.0
Haiti	263	4.8	r 6.0	r 0.5	r 8.5	r 2.0	r 1.5	0.1	r 0.0	r 0.1	r 0.0	r 0.0	r 0.0
Honduras	268	3.0	r 1.2	r 1.7	r 1.3	r 1.2	r 2.4	4.2	r 0.7	r 0.8	r 0.9	r 1.1	r 0.9
Jamaica	343	3.3	r 0.6	r 0.3	r 0.6	r 2.0	r 1.5	0.0	r 0.0	r 0.0	r 0.0	r 0.1	r 0.0
Mexico	273	528.5	r 156.4	r 163.8	r 175.2	r 188.0	r 176.0	243.9	r 70.8	r 67.5	r 71.3	r 60.2	r 70.0
Nicaragua	278	1.2	r 0.1	r 0.3	r 0.3	r 0.9	r 0.3	11.4	r 3.2	r 5.7	r 4.8	r 6.4	r 1.3
Panama	283	57.1	r 18.5	r 11.9	r 8.5	r 7.5	r 26.9	24.9	r 0.1	r 0.1	r 0.1	r 0.0	r 0.8
Paraguay	288	5.2	r 3.7	r 3.9	r 3.1	r 2.9	r 2.5	181.1	r 23.5	r 54.5	r 36.4	r 39.1	r 32.2
Peru	293	56.3	r 13.0	r 10.5	r 29.9	r 12.5	r 15.0	11.8	r 15.9	r 18.2	r 14.1	r 14.1	r 6.1
Sint Maarten	352	1.0	r 0.0	r 0.0	r 0.2	r 0.6	r 0.4	0.0	r 0.1
St. Kitts and Nevis	361	3.7	r 0.0	r 0.0	r 0.0	r 0.0	r 0.0	9.1	r 0.0	r 0.0	r 0.1	r 0.0	r 3.9
St. Lucia	362	0.3	r 0.0	r 0.2	r 0.1	r 0.0	r 0.0	0.0	r 0.0	r 0.1	r 0.0
St. Vincent & Grens.	364	3.9	r 0.6	r 1.9	r 0.0	r 1.3	8.6	r 0.0	r 1.6	r 0.6	r 0.6
Suriname	366	4.7	r 1.7	r 1.2	r 1.5	r 1.9	r 1.0	0.0	r 0.0	r 0.0	r 0.0	r 0.0	r 0.0
Trinidad and Tobago	369	3.1	r 0.3	r 1.5	r 2.2	r 1.0	r 2.1	0.0	r 0.0	r 0.0	r 0.0	r 0.0	r 0.0
Uruguay	298	12.7	r 4.8	r 10.1	r 3.3	r 2.5	r 3.4	27.3	r 5.5	r 5.6	r 8.4	r 9.6	r 10.0
Venezuela, Rep. Bol.	299	19.9	r 7.3	r 3.9	r 6.3	r 6.3	r 0.7	21.5	r 6.4	r 6.5	r 8.2	r 7.0	r 3.6
Western Hem. n.s.	399	5.0	r 1.7	r 3.7	r 5.1	r 4.5	r 0.2	0.0	r 0.0	r 0.0	r 0.0	r 0.0	r 0.0
Other Countries n.i.e	910	48.4	15.8	12.5	6.9	8.2	6.6	0.4	0.0	0.2	0.0	0.1	0.0
Cuba	928	48.2	r 15.8	r 12.5	r 6.8	r 8.1	r 6.6	0.0	r 0.0	r 0.1	r 0.0	r 0.1	r 0.0
Korea, Dem. People's Rep.	954	0.2	r 0.1	r 0.0	r 0.0	r 0.1	r 0.0	0.4	r 0.0	r 0.1	r 0.0	r 0.0	r 0.0
Special Categories	899	64.2	r 27.7	r 18.7	r 29.0	r 24.7	r 37.4	2.0	r 0.3	r 0.0	r 0.0
Countries & Areas n.s.	898	362.6	r 45.9	r 61.0	r 52.8	r 62.3	r 53.5	696.6	r 134.2	r 110.9	r 95.0	r 100.6	r 133.1
Memorandum Items													
Africa	605	2,108.5	568.7	524.6	488.4	682.6	557.2	1,016.1	188.6	222.4	195.8	250.1	266.1
Middle East	405	2,407.9	524.4	553.1	594.4	635.4	631.1	1,595.9	620.4	532.4	435.4	538.7	647.9
European Union	998	162,421.6	43,653.8	44,488.9	46,983.7	48,748.5	53,337.5	144,493.2	38,338.6	39,850.9	41,507.4	44,566.6	47,560.1
Export earnings: fuel	080	8,623.1	2,111.0	2,492.1	2,807.6	2,730.1	2,622.4	13,757.8	4,319.1	4,181.1	4,324.8	5,131.3	5,819.5
Export earnings: nonfuel	092	195,193.4	52,280.6	53,569.9	56,312.9	58,623.0	63,300.1	185,748.9	49,364.6	51,671.2	53,988.9	57,537.1	61,565.0

Portugal (182)

In Millions of U.S. Dollars

		Exports (FOB)						Imports (CIF)					
		2016	2017Q1	2017Q2	2017Q3	2017Q4	2018Q1	2016	2017Q1	2017Q2	2017Q3	2017Q4	2018Q1
IFS World		55,354.4	14,847.1	15,140.3	15,567.1	16,653.0	17,614.7	67,754.3	17,749.1	19,247.8	19,834.7	21,095.1	21,816.4
World	001	55,372.4	14,847.1	15,144.5	15,564.6	16,660.1	17,620.5	67,953.5	17,749.1	19,253.1	19,831.6	21,103.4	21,951.2
Advanced Economies	110	44,726.5	11,981.4	12,206.2	12,307.4	13,187.3	14,429.2	54,182.2	13,934.7	15,121.4	15,499.6	16,683.1	17,462.7
Euro Area	163	34,754.8	9,311.0	9,457.0	9,488.4	10,312.7	11,363.5	47,826.3	12,243.4	13,155.7	13,699.3	14,827.9	15,340.4
Austria	122	325.6	r 74.6	r 87.5	r 104.1	r 145.6	r 171.0	349.6	r 90.7	r 98.9	r 109.3	r 113.1	r 116.1
Belgium	124	1,346.1	r 365.4	r 358.3	r 343.5	r 375.4	r 466.6	1,917.5	r 490.8	r 530.7	r 537.9	r 591.7	r 627.0
Cyprus	423	41.0	r 12.1	r 13.0	r 11.4	r 14.0	r 17.1	6.1	r 2.1	r 1.8	r 1.8	r 1.6	r 2.0
Estonia	939	25.3	r 8.7	r 7.3	r 7.6	r 9.0	r 8.4	27.4	r 6.5	r 5.3	r 8.0	r 14.4	r 5.6
Finland	172	248.2	r 59.9	r 72.0	r 72.1	r 65.7	r 55.2	170.7	r 39.0	r 54.0	r 74.7	r 58.0	r 56.4
France	132	7,000.4	r 1,874.5	r 1,949.2	r 1,831.5	r 2,120.8	r 2,352.1	5,235.9	r 1,378.2	r 1,386.4	r 1,444.4	r 1,541.8	r 1,772.9
Germany	134	6,465.6	r 1,683.2	r 1,689.4	r 1,840.9	r 1,861.8	r 2,092.2	9,132.8	r 2,466.7	r 2,610.4	r 2,670.9	r 2,929.7	r 3,098.4
Greece	174	139.2	r 31.9	r 46.9	r 50.5	r 41.7	r 48.8	163.0	r 34.4	r 36.8	r 40.2	r 38.2	r 48.5
Ireland	178	371.7	r 110.2	r 82.3	r 93.5	r 79.8	r 103.9	592.6	r 115.9	r 131.3	r 130.3	r 143.4	r 152.9
Italy	136	1,913.6	r 545.3	r 555.0	r 478.2	r 620.0	r 700.2	3,740.6	r 953.6	r 1,101.2	r 1,049.5	r 1,152.1	r 1,174.8
Latvia	941	22.4	r 4.7	r 5.7	r 7.2	r 7.9	r 8.3	14.3	r 3.0	r 4.3	r 2.7	r 5.0	r 3.1
Lithuania	946	38.8	r 10.4	r 9.3	r 9.5	r 10.9	r 19.3	70.1	r 16.5	r 14.7	r 20.9	r 24.4	r 17.5
Luxembourg	137	107.8	r 38.5	r 37.4	r 24.8	r 31.0	r 35.1	117.9	r 24.5	r 28.8	r 23.8	r 27.4	r 22.3
Malta	181	26.0	r 4.8	r 5.6	r 5.4	r 9.2	r 6.5	19.8	r 3.6	r 6.9	r 4.7	r 7.3	r 6.1
Netherlands	138	2,076.3	r 583.4	r 612.0	r 625.1	r 671.8	r 693.5	3,465.4	r 935.4	r 991.2	r 1,102.6	r 1,148.5	r 1,156.3
Slovak Republic	936	249.9	r 67.5	r 72.3	r 78.3	r 87.7	r 108.3	227.4	r 69.4	r 68.4	r 62.0	r 75.0	r 74.7
Slovenia	961	33.0	r 10.1	r 15.2	r 21.8	r 25.0	r 30.7	65.5	r 16.7	r 21.3	r 23.3	r 22.6	r 25.1
Spain	184	14,323.9	r 3,825.8	r 3,838.6	r 3,883.0	r 4,135.4	r 4,446.3	22,509.7	r 5,596.5	r 6,063.3	r 6,392.3	r 6,933.7	r 6,980.6
Australia	193	135.3	r 28.8	r 31.3	r 49.9	r 43.8	r 38.5	15.0	r 8.8	r 17.1	r 5.9	r 8.7	r 16.8
Canada	156	311.7	r 77.0	r 83.6	r 84.5	r 88.9	r 100.4	183.2	r 43.2	r 77.7	r 19.3	r 88.2	r 125.5
China,P.R.: Hong Kong	532	157.8	r 34.9	r 39.4	r 37.9	r 40.7	r 42.3	36.0	r 11.6	r 11.7	r 13.0	r 10.8	r 12.6
China,P.R.: Macao	546	41.1	r 5.4	r 5.7	r 6.5	r 11.4	r 7.8	1.1	r 0.0	r 0.2	r 0.1	r 0.0	r 0.2
Czech Republic	935	325.7	r 89.9	r 94.6	r 91.5	r 107.3	r 113.4	523.7	r 122.1	r 123.5	r 124.8	r 140.7	r 165.0
Denmark	128	373.7	r 99.0	r 94.3	r 106.6	r 105.4	r 124.4	329.2	r 75.3	r 86.1	r 85.4	r 104.6	r 96.5
Iceland	176	19.0	r 3.4	r 5.7	r 5.4	r 2.6	r 4.0	8.6	r 4.0	r 3.2	r 4.1	r 2.6	r 8.7
Israel	436	167.4	r 47.9	r 56.7	r 59.2	r 52.3	r 63.0	112.4	r 20.8	r 32.8	r 25.6	r 24.2	r 38.3
Japan	158	153.2	r 39.6	r 42.7	r 38.0	r 44.0	r 46.1	331.0	r 90.9	r 102.5	r 86.1	r 95.7	r 100.6
Korea, Republic of	542	117.1	r 33.3	r 38.0	r 34.1	r 36.1	r 41.7	361.3	r 110.6	r 108.7	r 110.1	r 122.0	r 127.3
New Zealand	196	19.6	r 4.3	r 4.9	r 6.1	r 8.2	r 4.4	25.2	r 5.2	r 7.6	r 3.5	r 6.6	r 8.8
Norway	142	195.4	r 45.3	r 55.6	r 63.2	r 40.1	r 54.7	118.5	r 21.8	r 18.2	r 25.4	r 31.5	r 48.6
San Marino	135	0.8	r 0.3	r 0.3	r 0.2	r 0.3	r 0.3	0.5	r 0.2	r 0.3	r 0.2	r 0.3	r 0.4
Singapore	576	49.6	r 17.3	r 15.9	r 16.4	r 18.2	r 15.4	61.7	r 13.1	r 188.0	r 189.4	r 15.1	r 15.5
Sweden	144	523.3	r 137.9	r 128.3	r 136.6	r 161.8	r 184.8	749.5	r 179.6	r 208.4	r 162.4	r 181.1	r 208.3
Switzerland	146	592.2	r 158.1	r 173.4	r 154.3	r 168.6	r 173.3	298.7	r 76.9	r 78.4	r 67.0	r 81.5	r 86.9
Taiwan Prov.of China	528	144.1	r 61.4	r 79.0	r 75.0	r 59.5	r 62.6	238.1	r 79.0	r 110.8	r 111.9	r 98.5	r 104.1
United Kingdom	112	3,917.1	r 994.4	r 1,013.0	r 1,039.9	r 1,067.6	r 1,150.6	1,993.0	r 518.5	r 498.5	r 533.3	r 554.4	r 563.8
United States	111	2,727.6	r 792.1	r 786.8	r 813.4	r 817.8	r 838.0	969.4	r 309.5	r 291.9	r 232.6	r 288.7	r 394.5
Emerg. & Dev. Economies	200	9,790.5	2,641.5	2,652.8	2,935.3	3,130.1	2,876.8	13,456.5	3,695.3	4,023.6	4,183.1	4,303.8	4,352.6
Emerg. & Dev. Asia	505	985.6	292.7	306.2	301.4	354.3	269.2	3,358.1	877.1	958.7	1,092.9	999.6	1,055.9
American Samoa	859	r 0.0	r 0.0	0.5	r 2.2
Bangladesh	513	7.3	r 1.5	r 1.6	r 1.9	r 6.0	r 5.7	60.9	r 16.0	r 13.6	r 23.5	r 19.4	r 19.2
Brunei Darussalam	516	2.0	r 0.4	r 0.1	r 0.0	r 0.0	r 0.0	0.0	r 0.0	r 0.0	r 0.0
Cambodia	522	3.3	r 0.7	r 0.9	r 0.9	r 1.7	r 0.6	8.6	r 2.8	r 2.9	r 4.5	r 4.4	r 3.1
China,P.R.: Mainland	924	747.6	r 220.1	r 232.7	r 234.7	r 264.6	r 189.5	2,012.1	r 505.8	r 558.6	r 670.2	r 584.5	r 638.8
Fiji	819	0.0	r 0.0	r 0.0	r 0.0	r 0.0	13.2	r 12.0	r 7.7	r 0.2	r 0.2	r 0.0
F.T. French Polynesia	887	1.3	r 0.5	r 0.4	r 0.6	r 0.7	r 0.4	0.0	r 0.0
F.T. New Caledonia	839	2.0	r 0.7	r 0.7	r 1.5	r 0.7	r 0.4	0.0	r 0.0	r 0.0
India	534	102.1	r 40.1	r 32.8	r 27.1	r 32.6	r 30.4	577.4	r 164.1	r 175.4	r 173.6	r 188.9	r 188.5
Indonesia	536	20.2	r 3.4	r 4.3	r 3.4	r 5.9	r 3.8	158.9	r 40.6	r 47.8	r 40.5	r 46.8	r 37.0
Kiribati	826	0.0	r 0.1
Lao People's Dem.Rep	544	0.4	r 0.0	r 0.0	r 0.0	2.5	r 0.3	r 0.7	r 15.8	r 1.1	r 0.1
Malaysia	548	18.9	r 5.7	r 8.0	r 9.4	r 13.0	r 12.1	56.2	r 18.4	r 19.2	r 19.3	r 16.2	r 21.6
Maldives	556	0.4	r 0.0	r 0.1	r 0.0	r 0.1	r 0.1	0.1	r 0.0	r 0.0	r 0.0	r 0.0	r 0.0
Marshall Islands	867	0.5	r 0.1	r 0.4	r 0.2	r 0.1	r 0.1	0.0	r 0.0	r 0.0	r 0.0	r 0.0
Mongolia	948	0.2	r 0.1	r 0.1	r 0.0	r 0.1	r 0.1	0.0	r 0.0
Myanmar	518	0.7	r 0.1	r 0.1	r 0.4	r 0.2	r 0.2	1.7	r 0.5	r 0.3	r 0.7	r 0.0	r 0.6

Portugal (182)

In Millions of U.S. Dollars

		Exports (FOB)						Imports (CIF)					
		2016	2017Q1	2017Q2	2017Q3	2017Q4	2018Q1	2016	2017Q1	2017Q2	2017Q3	2017Q4	2018Q1
Nepal	558	0.0	r 0.5	r 0.0	r 0.1	r 0.1	r 0.1	0.4	r 0.1	r 0.0	r 0.1	r 0.0	r 0.1
Papua New Guinea	853	0.1	r 0.0	r 0.1	r 0.0	r 0.1	r 0.1	0.6	r 0.1	r 0.6	r 0.3	r 0.7	r 0.1
Philippines	566	15.0	r 3.9	r 2.2	r 2.7	r 1.6	r 2.6	27.3	r 4.7	r 7.0	r 8.1	r 8.4	r 8.6
Samoa	862	r 0.1	r 0.0
Sri Lanka	524	6.1	r 1.4	r 2.2	r 1.5	r 1.9	r 2.3	8.2	r 2.4	r 2.9	r 2.6	r 2.5	r 3.3
Thailand	578	25.0	r 7.6	r 6.4	r 7.4	r 10.1	r 9.9	151.6	r 39.6	r 42.3	r 41.6	r 44.8	r 41.3
Timor-Leste	537	9.1	r 2.2	r 1.7	r 1.2	r 1.5	r 0.8	1.0	r 0.0	r 0.0	r 0.3	r 0.3	r 0.4
Vietnam	582	23.2	r 3.7	r 11.5	r 8.3	r 13.0	r 10.0	276.9	r 67.4	r 79.5	r 91.7	r 81.3	r 93.1
Asia n.s.	598	0.0	r 0.2	r 0.0	r 0.0	r 0.1	0.0
Europe	170	2,280.4	592.1	595.3	672.9	654.4	770.5	4,506.8	1,547.2	1,386.1	1,539.7	1,552.0	1,653.7
Emerg. & Dev. Europe	903	2,059.2	531.1	531.5	591.9	571.7	691.7	2,107.5	631.4	650.9	609.0	710.1	770.4
Albania	914	6.7	r 1.6	r 2.9	r 2.2	r 3.0	r 2.0	0.3	r 0.1	r 0.1	r 0.1	r 0.0	r 0.0
Bosnia and Herzegovina	963	2.9	r 0.5	r 0.7	r 1.0	r 0.7	r 0.5	1.5	r 0.4	r 0.5	r 0.6	r 0.5	r 0.4
Bulgaria	918	81.6	r 25.9	r 17.2	r 21.3	r 24.3	r 48.7	118.4	r 24.3	r 25.6	r 47.2	r 37.3	r 22.0
Croatia	960	24.9	r 7.2	r 8.7	r 8.3	r 12.9	r 18.0	54.5	r 15.6	r 18.6	r 12.7	r 18.9	r 16.3
Faroe Islands	816	2.8	r 0.6	r 0.6	r 0.3	r 0.4	r 0.5	0.1	r 2.4	r 0.0	r 0.3	r 0.0	r 0.0
Gibraltar	823	148.1	r 73.2	r 36.9	r 55.1	r 37.7	r 41.2	0.6	r 0.0	r 0.0	r 0.1	r 6.1	r 0.4
Hungary	944	234.8	r 55.3	r 60.7	r 59.0	r 60.8	r 90.4	364.3	r 97.7	r 105.7	r 109.6	r 132.8	r 143.3
Kosovo	967	0.8	r 0.2	r 0.1	r 0.3	r 0.2	r 0.5	0.0	r 0.0	r 0.0	r 0.3	r 0.0
Macedonia, FYR	962	11.1	r 1.9	r 3.5	r 4.2	r 4.2	r 5.7	10.4	r 1.1	r 1.7	r 5.8	r 2.7	r 0.8
Montenegro	943	0.8	r 0.1	r 1.0	r 0.4	r 0.2	r 0.3	0.0	r 0.1	r 0.0	r 0.0
Poland	964	635.4	r 169.1	r 183.3	r 175.1	r 183.2	r 238.8	808.1	r 240.1	r 238.9	r 227.5	r 247.0	r 267.3
Romania	968	430.8	r 96.6	r 89.9	r 143.5	r 116.6	r 130.3	135.0	r 49.2	r 53.4	r 42.1	r 70.1	r 72.4
Serbia, Republic of	942	11.2	r 4.1	r 9.6	r 4.9	r 15.9	r 9.7	28.9	r 3.1	r 4.6	r 6.5	r 4.1	r 3.2
Turkey	186	467.2	r 94.8	r 116.4	r 116.3	r 111.7	r 105.0	585.2	r 197.3	r 201.7	r 156.3	r 190.5	r 244.2
CIS	901	217.8	59.7	63.3	79.7	81.9	77.7	2,399.1	915.8	735.1	930.6	841.9	883.3
Armenia	911	2.8	r 0.7	r 0.9	r 1.2	r 0.9	r 0.8	0.0	r 0.0	r 0.0	r 0.0
Azerbaijan, Rep. of	912	2.0	r 0.6	r 0.9	r 0.7	r 1.0	r 1.0	502.3	r 145.0	r 191.0	r 271.6	r 171.6	r 242.0
Belarus	913	5.8	r 2.0	r 1.8	r 3.8	r 2.5	r 3.8	1.9	r 0.1	r 3.9	r 0.0	r 1.9	r 0.1
Georgia	915	8.5	r 2.5	r 2.5	r 3.6	r 3.9	r 3.3	1.2	r 0.5	r 0.0	r 0.0	r 0.0	r 0.0
Kazakhstan	916	5.3	r 1.5	r 1.8	r 1.9	r 3.3	r 2.3	338.9	r 112.0	r 136.3	r 136.6	r 191.5	r 258.5
Kyrgyz Republic	917	0.1	r 0.0	r 0.1	r 0.1	r 0.0	r 0.1	0.1
Moldova	921	3.3	r 1.0	r 1.0	r 1.2	r 1.2	r 1.7	5.9	r 5.3	r 0.5	r 0.0	r 0.3	r 0.3
Russian Federation	922	162.8	r 45.2	r 46.9	r 58.2	r 53.4	r 57.6	1,308.6	r 539.5	r 316.8	r 483.3	r 434.8	r 283.2
Tajikistan	923	2.2	r 0.0	r 0.0	r 1.0	0.0	r 0.1
Turkmenistan	925	2.2	r 0.0	r 0.1	r 0.6	r 0.0	1.3	r 0.8	r 0.9	r 0.6	r 0.6	r 0.5
Ukraine	926	22.2	r 6.0	r 7.0	r 8.5	r 14.0	r 6.8	233.1	r 111.5	r 83.9	r 37.0	r 39.3	r 97.8
Uzbekistan	927	0.4	r 0.1	r 0.4	r 0.5	r 0.0	r 0.3	5.8	r 1.1	r 1.8	r 1.5	r 1.9	r 0.9
Europe n.s.	884	3.5	r 1.3	r 0.5	r 1.2	r 0.8	r 1.1	0.2	r 0.1	r 0.1	r 0.1	r 0.0	r 0.1
Mid East, N Africa, Pak	440	2,286.7	558.0	590.3	571.3	614.3	586.7	1,626.3	389.4	574.1	456.0	560.5	601.3
Afghanistan, I.R. of	512	1.1	r 0.3	r 0.1	r 0.8	r 0.2	r 0.0	0.1	r 0.0	r 0.0	r 0.4	r 0.0
Algeria	612	513.4	r 72.1	r 71.3	r 79.0	r 112.8	r 85.5	412.9	r 44.3	r 85.4	r 109.2	r 117.0	r 202.6
Bahrain, Kingdom of	419	5.9	r 1.7	r 2.3	r 27.5	r 1.8	r 2.6	0.3	r 0.0	r 0.0	r 0.0	r 0.0	r 0.0
Djibouti	611	18.0	r 0.0	r 0.1	r 0.0	r 0.3	r 0.0	0.5	r 0.0	r 0.0
Egypt	469	126.5	r 28.4	r 34.9	r 34.3	r 37.6	r 32.1	87.0	r 29.5	r 33.9	r 23.7	r 23.9	r 22.1
Iran, I.R. of	429	19.7	r 20.2	r 15.7	r 13.6	r 19.0	r 10.3	38.0	r 1.8	r 0.3	r 0.7	r 1.1	r 1.2
Iraq	433	27.6	r 10.5	r 6.5	r 4.9	r 5.7	r 6.2	205.3	r 102.6	r 46.9	r 51.4	r 129.8	r 69.2
Jordan	439	37.7	r 10.6	r 11.9	r 12.2	r 11.2	r 13.1	12.3	r 2.8	r 4.1	r 0.5	r 2.7	r 2.3
Kuwait	443	29.1	r 5.1	r 5.9	r 5.4	r 7.5	r 7.6	10.2	r 2.7	r 36.4	r 30.4	r 7.2	r 5.8
Lebanon	446	52.7	r 9.9	r 40.8	r 42.6	r 14.3	r 12.7	8.4	r 3.1	r 2.2	r 2.5	r 2.6	r 1.9
Libya	672	39.2	r 5.5	r 4.3	r 3.8	r 5.5	r 2.7	1.4	r 0.2	r 0.1	r 0.0	r 0.0
Mauritania	682	10.1	r 4.9	r 3.1	r 3.1	r 2.6	r 3.4	6.6	r 7.8	r 4.5	r 5.7	r 3.6	r 6.4
Morocco	686	786.2	r 206.6	r 232.9	r 179.7	r 201.6	r 177.1	172.0	r 42.3	r 45.6	r 33.8	r 49.8	r 39.2
Oman	449	20.2	r 10.2	r 4.0	r 3.8	r 2.7	r 4.8	1.2	r 0.7	r 1.1	r 0.3	r 0.7	r 0.5
Pakistan	564	33.6	r 7.7	r 7.8	r 12.2	r 3.6	r 8.2	112.4	r 25.7	r 35.4	r 35.5	r 33.3	r 34.2
Qatar	453	31.7	r 7.9	r 7.1	r 9.9	r 15.0	r 14.8	15.4	r 4.1	r 4.6	r 35.0	r 7.6	r 6.6
Saudi Arabia	456	134.2	r 46.9	r 39.5	r 28.7	r 41.0	r 33.1	511.1	r 111.0	r 265.4	r 116.3	r 168.4	r 179.7
Somalia	726	0.5	r 0.4	r 0.1	r 0.1	r 0.1	r 0.0
Sudan	732	8.5	r 1.6	r 1.9	r 3.1	r 3.7	r 4.1	r 0.0	r 0.0
Syrian Arab Republic	463	10.7	r 3.5	r 6.5	r 1.6	r 4.5	r 5.9	1.1	r 0.2	r 0.3	r 0.3	r 0.3	r 2.9

Portugal (182)

In Millions of U.S. Dollars

		Exports (FOB)						Imports (CIF)					
		2016	2017Q1	2017Q2	2017Q3	2017Q4	2018Q1	2016	2017Q1	2017Q2	2017Q3	2017Q4	2018Q1
Tunisia	744	200.0	r 63.0	r 46.7	r 61.9	r 71.5	r 121.7	11.1	r 2.6	r 3.8	r 6.7	r 8.5	r 10.1
United Arab Emirates	466	178.9	r 40.7	r 46.0	r 42.8	r 50.4	r 38.2	18.6	r 7.7	r 4.2	r 3.7	r 3.2	r 16.0
West Bank and Gaza	487	0.4	r 0.2	r 0.3	r 0.1	r 0.9	r 1.6	0.3	r 0.2	r 0.0
Yemen, Republic of	474	0.8	r 0.1	r 0.5	r 0.3	r 0.8	r 0.8	r 0.2	r 0.1	r 0.5
Sub-Saharan Africa	603	2,861.2	797.1	787.0	885.7	883.5	752.0	1,697.6	337.3	424.1	353.9	537.8	458.0
Angola	614	1,655.8	r 478.3	r 469.6	r 524.3	r 549.1	r 428.3	898.4	r 66.3	r 57.6	r 60.9	r 132.7	r 153.2
Benin	638	10.7	r 1.6	r 1.9	r 2.2	r 1.8	r 0.6	1.4	r 0.0	r 0.4	r 0.3	r 0.6	r 0.6
Botswana	616	1.0	r 0.3	r 0.1	r 0.1	r 0.1	0.0
Burkina Faso	748	9.1	r 3.1	r 2.0	r 9.6	r 2.1	r 3.1	1.9	r 0.2	r 0.7	r 0.7	r 0.0	r 0.8
Burundi	618	0.1	r 0.0	r 0.1	r 0.9	r 0.5	r 0.5	0.0
Cabo Verde	624	286.4	r 69.7	r 79.2	r 75.7	r 76.9	r 73.1	12.5	r 2.8	r 5.5	r 4.6	r 4.6	r 4.7
Cameroon	622	26.2	r 10.0	r 8.7	r 9.2	r 5.4	r 7.4	91.1	r 58.9	r 52.4	r 4.5	r 4.8	r 2.6
Central African Rep.	626	0.4	r 0.0	r 0.0	r 0.0	r 0.0	r 0.0	3.1	r 0.6	r 0.3	r 0.3	r 0.3	r 1.0
Chad	628	2.9	r 0.5	r 0.3	r 0.2	r 0.3	r 0.3	6.0	r 1.7	r 1.5	r 1.7	r 2.3	r 0.9
Comoros	632	0.7	r 0.0	r 0.1	r 0.2	r 0.1	r 0.1	0.0
Congo, Dem. Rep. of	636	4.3	r 0.5	r 1.2	r 0.9	r 2.0	r 4.9	5.0	r 1.2	r 0.7	r 1.2	r 1.8	r 1.2
Congo, Republic of	634	10.2	r 2.5	r 1.8	r 1.4	r 2.1	r 2.4	9.6	r 0.9	r 51.8	r 1.1	r 56.0	r 1.6
Côte d'Ivoire	662	39.2	r 32.1	r 17.4	r 14.5	r 11.3	r 11.7	31.7	r 9.1	r 7.6	r 7.9	r 6.5	r 5.0
Equatorial Guinea	642	22.4	r 4.7	r 3.1	r 3.0	r 3.8	r 2.5	96.5	r 110.8	r 100.6	r 53.7	r 183.1	r 132.0
Eritrea	643	r 0.1	r 0.1	r 0.0	r 0.1	r 0.1
Ethiopia	644	10.1	r 2.8	r 2.5	r 2.8	r 1.4	r 3.4	5.3	r 2.8	r 2.1	r 1.8	r 1.2	r 1.4
Gabon	646	8.7	r 1.5	r 2.1	r 1.8	r 2.1	r 2.3	45.5	r 1.0	r 0.8	r 0.8	r 0.9	r 57.7
Gambia, The	648	1.8	r 0.5	r 0.3	r 0.3	r 0.3	r 0.3	0.4	r 0.1	r 0.5	r 0.2	r 0.1
Ghana	652	42.1	r 4.0	r 4.5	r 56.6	r 35.8	r 7.2	62.9	r 3.5	r 1.3	r 1.5	r 2.1	r 3.1
Guinea	656	15.2	r 5.6	r 2.5	r 4.2	r 4.2	r 5.1	1.2	r 0.2	r 0.0	r 0.0	r 0.0	r 0.2
Guinea-Bissau	654	86.9	r 21.6	r 32.5	r 22.0	r 26.6	r 27.3	0.3	r 0.0	r 0.0	r 0.2	r 0.0	r 0.1
Kenya	664	23.0	r 10.6	r 3.2	r 2.4	r 3.6	r 3.4	6.2	r 1.5	r 1.2	r 1.3	r 1.6	r 1.1
Lesotho	666	0.1	r 0.0	r 0.0	r 0.0
Liberia	668	2.8	r 0.8	r 0.3	r 0.3	r 0.5	r 0.3	0.1	r 0.0	r 0.0	r 0.1	r 0.0	r 0.0
Madagascar	674	7.9	r 1.6	r 1.7	r 2.6	r 4.3	r 3.8	8.4	r 3.5	r 1.6	r 3.2	r 3.6	r 1.7
Malawi	676	2.0	r 0.7	r 1.2	r 0.7	r 0.4	r 0.9	27.0	r 0.9	r 1.4	r 6.6	r 1.3	r 0.7
Mali	678	4.9	r 2.0	r 3.9	r 1.2	r 2.4	r 4.8	5.8	r 1.5	r 1.2	r 1.7	r 0.5	r 3.0
Mauritius	684	5.0	r 1.3	r 0.8	r 1.8	r 2.1	r 5.9	13.7	r 4.4	r 5.2	r 7.7	r 5.7	r 4.7
Mozambique	688	237.6	r 46.9	r 46.8	r 57.5	r 52.9	r 52.8	39.5	r 4.2	r 5.8	r 24.7	r 13.3	r 8.1
Namibia	728	2.7	r 0.4	r 1.1	r 0.6	r 0.4	r 2.1	28.8	r 6.3	r 7.9	r 9.6	r 5.9	r 9.4
Niger	692	1.6	r 0.2	r 1.3	r 1.5	r 0.4	r 0.2
Nigeria	694	30.4	r 4.4	r 5.7	r 6.2	r 5.6	r 5.6	10.4	r 3.3	r 53.1	r 2.1	r 20.9	r 1.1
Rwanda	714	1.5	r 0.1	r 1.0	r 0.8	r 4.0	r 1.3	0.0	r 0.0	r 0.3	r 0.0	r 0.0	r 0.0
São Tomé & Príncipe	716	71.1	r 14.8	r 15.7	r 17.1	r 16.0	r 16.1	0.4	r 0.1	r 0.1	r 0.1	r 0.2	r 0.2
Senegal	722	38.5	r 16.9	r 11.4	r 14.2	r 9.3	r 15.3	27.3	r 5.6	r 5.9	r 5.1	r 7.4	r 7.1
Seychelles	718	3.7	r 0.5	r 0.8	r 0.5	r 0.7	r 0.4	0.0	r 0.0	r 0.1	r 0.2	r 1.2
Sierra Leone	724	2.1	r 0.2	r 0.2	r 0.0	r 0.1	r 0.2	0.5	r 0.0	r 0.3	r 0.2	r 0.3	r 0.1
South Africa	199	161.8	r 51.9	r 57.8	r 42.3	r 50.2	r 52.5	170.6	r 31.6	r 40.4	r 111.3	r 64.9	r 39.2
Swaziland	734	2.9	r 0.3	r 0.4	r 1.0	r 0.8	r 0.4	23.4	r 0.0	r 0.2	r 9.9	r 0.1	r 0.1
Tanzania	738	4.2	r 1.9	r 1.7	r 2.7	r 0.3	r 1.4	27.7	r 5.1	r 5.1	r 5.9	r 6.6	r 5.5
Togo	742	16.6	r 0.9	r 0.5	r 0.8	r 1.1	r 2.0	2.2	r 0.9	r 1.1	r 0.9	r 0.6	r 0.0
Uganda	746	2.6	r 0.7	r 1.0	r 0.9	r 2.1	r 1.1	24.3	r 7.8	r 9.7	r 7.0	r 6.5	r 8.0
Zambia	754	2.4	r 0.9	r 0.5	r 0.8	r 0.4	r 0.3	3.3	r 0.0	r 3.0	r 0.0	r 0.0
Zimbabwe	698	1.9	r 0.1	r 0.0	r 0.1	r 0.0	r 0.3	4.5	r 0.4	r 0.2	r 11.4	r 1.6	r 0.5
Africa n.s.	799	0.1	r 0.2	r 0.0	r 0.0	r 0.0	r 0.1
Western Hemisphere	205	1,376.5	401.6	374.0	503.9	623.6	498.4	2,267.7	544.3	680.7	740.5	654.0	583.6
Antigua and Barbuda	311	0.3	r 0.0	r 0.0	r 0.1	r 0.1	r 0.1	0.3	r 0.0	r 0.0	r 0.0
Argentina	213	90.8	r 36.3	r 16.4	r 17.6	r 22.4	r 14.3	111.9	r 24.2	r 14.0	r 39.0	r 31.7	r 18.4
Aruba	314	1.8	r 0.4	r 0.2	r 0.3	r 0.3	r 0.1	0.0	r 0.0	r 0.0
Bahamas, The	313	2.8	r 0.7	r 0.3	r 0.6	r 0.9	r 2.1	0.0	r 0.0	r 0.0	r 0.0	r 0.0
Barbados	316	1.0	r 0.2	r 0.2	r 1.9	r 0.2	r 0.2	0.0	r 0.0	r 0.0
Belize	339	0.0	r 0.1	r 0.2	r 0.0	r 0.0	1.2	r 0.6	r 12.9	r 0.4	r 0.3	r 0.6
Bermuda	319	0.9	r 0.1	r 0.5	r 0.2	r 0.5	r 0.5	0.0	r 0.0	r 0.0	r 0.0	r 0.0
Bolivia	218	7.5	r 2.5	r 2.3	r 2.2	r 1.6	r 0.7	1.2	r 0.8	r 0.1	r 0.4	r 0.4
Brazil	223	595.9	r 185.8	r 198.2	r 305.6	r 389.8	r 295.1	1,175.4	r 281.2	r 379.0	r 408.5	r 310.1	r 351.0

Portugal (182)

In Millions of U.S. Dollars

		Exports (FOB)						Imports (CIF)					
		2016	2017Q1	2017Q2	2017Q3	2017Q4	2018Q1	2016	2017Q1	2017Q2	2017Q3	2017Q4	2018Q1
Chile	228	120.5	r 31.2	r 33.2	r 33.0	r 41.5	r 39.6	58.1	r 16.9	r 26.1	r 24.1	r 9.5	r 8.8
Colombia	233	51.5	r 10.1	r 10.5	r 15.6	r 15.1	r 19.6	310.4	r 93.1	r 103.1	r 112.6	r 105.6	r 81.8
Costa Rica	238	6.9	r 1.5	r 1.7	r 3.2	r 2.3	r 2.2	44.8	r 13.4	r 17.8	r 15.0	r 18.4	r 15.1
Curacao	354	1.7	r 0.3	r 0.8	r 0.6	r 0.3	r 0.4	0.0
Dominica	321	0.1	r 0.0	r 0.1	r 0.0	r 0.0	r 0.0	0.0
Dominican Republic	243	20.8	r 9.2	r 5.1	r 6.4	r 7.9	r 6.1	1.8	r 0.4	r 0.6	r 0.6	r 0.5	r 0.5
Ecuador	248	10.6	r 5.1	r 3.4	r 3.5	r 4.1	r 4.3	20.4	r 6.3	r 7.5	r 7.9	r 7.4	r 4.7
El Salvador	253	11.2	r 3.5	r 5.1	r 3.5	r 2.5	r 4.3	1.4	r 0.6	r 1.5	r 1.2	r 1.8	r 2.0
Greenland	326	0.7	r 0.1	r 0.1	r 0.2	r 0.1	r 0.1	0.5	r 0.1
Guatemala	258	12.5	r 4.3	r 2.6	r 4.4	r 2.8	r 2.2	2.5	r 13.6	r 2.8	r 1.1	r 4.1	r 10.4
Guyana	336	0.6	r 0.1	r 0.1	r 0.1	r 0.2	r 0.1	51.9	r 9.5	r 8.3	r 4.9	r 7.9	r 3.6
Haiti	263	5.0	r 2.0	r 1.4	r 0.2	r 0.4	r 0.5	0.0	r 0.0	r 0.0	r 0.0	r 0.0	r 0.0
Honduras	268	4.1	r 1.7	r 1.2	r 1.3	r 0.9	r 1.3	5.3	r 1.6	r 1.7	r 2.6	r 2.3	r 2.5
Jamaica	343	1.0	r 0.1	r 0.3	r 0.3	r 0.4	r 0.6	0.0
Mexico	273	250.6	r 75.7	r 66.8	r 80.3	r 99.1	r 79.9	175.2	r 19.7	r 19.8	r 49.3	r 77.3	r 27.5
Montserrat	351	0.1
Nicaragua	278	2.3	r 0.3	r 1.0	r 1.2	r 0.4	r 0.5	13.0	r 0.7	r 0.5	r 0.9	r 0.6	r 0.6
Panama	283	25.2	r 7.8	r 5.6	r 5.5	r 6.0	r 5.4	13.6	r 5.1	r 2.4	r 2.0	r 2.7	r 1.5
Paraguay	288	5.9	r 4.0	r 2.1	r 2.2	r 1.9	r 3.2	99.3	r 6.6	r 35.8	r 30.8	r 23.6	r 4.3
Peru	293	35.7	r 12.5	r 6.8	r 7.6	r 13.4	r 8.3	25.4	r 6.6	r 8.3	r 8.0	r 5.4	r 9.1
Sint Maarten	352	0.8	r 0.1	r 0.1	r 0.1	r 0.1	r 0.1	0.0
St. Kitts and Nevis	361	0.1	r 0.0	r 0.0	r 0.0	r 0.0
St. Lucia	362	0.1	r 0.0	r 0.0	r 0.0	r 0.0
St. Vincent & Grens.	364	0.1	r 0.1	r 0.0	r 0.0	r 0.1
Suriname	366	0.3	r 0.1	r 0.1	r 0.2	r 0.3	r 0.3	6.3	r 0.5	r 1.1	r 0.6	r 0.6	r 0.7
Trinidad and Tobago	369	1.4	r 0.4	r 0.5	r 0.4	r 0.4	r 0.3	19.0	r 8.6	r 9.4	r 8.9	r 6.8	r 11.3
Uruguay	298	17.2	r 1.4	r 2.7	r 3.3	r 3.0	r 2.1	103.3	r 29.0	r 19.3	r 14.4	r 29.3	r 25.1
Venezuela, Rep. Bol.	299	83.3	r 2.9	r 2.9	r 1.5	r 2.7	r 1.5	24.3	r 5.8	r 7.4	r 7.8	r 7.8	r 3.9
Western Hem. n.s.	399	5.4	r 1.1	r 1.5	r 0.9	r 2.1	r 2.2	1.0	r 0.1	r 0.6	r 0.0
Other Countries n.i.e	910	55.0	10.1	9.1	10.9	20.6	14.6	52.0	2.5	7.7	9.5	1.4	5.3
Cuba	928	55.0	r 10.1	r 9.1	r 10.9	r 20.6	r 14.6	52.0	r 2.5	r 7.7	r 9.5	r 1.4	r 5.3
Korea, Dem. People's Rep.	954	0.0	r 0.0	r 0.1	r 0.0
Special Categories	899	770.1	r 210.5	r 271.5	r 306.9	r 306.1	r 286.3
Countries & Areas n.s.	898	30.4	r 3.6	r 5.0	r 4.1	r 16.0	r 13.6	262.8	r 116.6	r 100.3	r 139.5	r 115.1	r 130.7
Memorandum Items													
Africa	605	4,397.9	1,145.6	1,143.0	1,212.6	1,276.0	1,143.9	2,300.7	434.4	563.4	509.3	716.7	716.4
Middle East	405	715.3	201.5	226.3	231.5	218.0	186.5	910.7	266.6	399.3	265.2	347.8	308.7
European Union	998	41,302.0	10,986.4	11,147.0	11,270.3	12,152.6	13,462.9	52,902.2	13,565.9	14,514.4	15,044.2	16,314.7	16,895.2
Export earnings: fuel	080	3,068.8	783.6	756.9	841.7	908.8	736.2	4,808.3	1,370.5	1,483.0	1,497.2	1,757.8	1,715.4
Export earnings: nonfuel	092	52,303.7	14,063.4	14,387.6	14,722.9	15,751.3	16,884.3	63,145.1	16,378.7	17,770.1	18,334.5	19,345.6	20,235.9

Qatar (453)

In Millions of U.S. Dollars

		Exports (FOB)						Imports (CIF)					
		2016	2017Q1	2017Q2	2017Q3	2017Q4	2018Q1	2016	2017Q1	2017Q2	2017Q3	2017Q4	2018Q1
IFS World		57,253.0	16,270.7	15,780.3	16,518.7	18,807.1	19,658.4	32,057.7	7,494.5	6,666.9	6,320.1	8,967.6	7,809.2
World	001	57,707.9	16,304.3	15,811.8	16,575.0	18,807.1	19,658.3	32,292.7	7,706.7	6,744.5	6,492.1	8,970.4	7,806.5
Advanced Economies	110	31,511.2	9,027.2	8,631.6	9,332.2	10,844.2	11,453.4	18,441.3	4,063.0	3,575.6	3,858.6	5,377.6	4,437.1
Euro Area	163	3,465.1	895.7	1,041.0	1,148.8	1,172.2	1,195.3	6,896.4	1,493.7	1,404.2	1,460.9	1,720.3	1,573.1
Austria	122	18.0	r 2.9	r 2.5	r 4.1	r 5.5	r 5.5	239.7	r 55.2	r 45.9	r 30.7	r 61.0	r 46.9
Belgium	124	854.6	r 159.1	r 212.9	r 153.3	r 154.9	r 197.0	238.2	r 49.4	r 53.5	r 69.9	r 99.9	r 45.8
Cyprus	423	1.1	r 0.1	r 0.4	r 0.4	r 0.4	r 14.9	9.3	r 1.5	r 2.4	r 3.7	r 2.5	r 1.6
Estonia	939	0.2	r 0.1	r 0.4	r 0.1	r 0.0	r 0.1	5.7	r 0.8	r 0.5	r 0.9	r 1.0	r 1.4
Finland	172	105.3	r 19.6	r 26.8	r 9.4	r 18.1	r 12.2	64.8	r 9.8	r 9.4	r 10.7	r 17.4	r 19.2
France	132	301.0	r 135.6	r 109.3	r 83.9	r 93.8	r 79.9	1,031.1	r 218.7	r 222.4	r 211.2	r 279.0	r 228.5
Germany	134	280.5	r 71.6	r 57.3	r 41.0	r 55.8	r 47.6	2,970.4	r 533.4	r 474.0	r 511.1	r 557.1	r 444.8
Greece	174	20.6	r 2.1	r 4.3	r 19.6	r 3.6	r 2.5	42.3	r 10.4	r 17.6	r 35.9	r 8.6	r 14.0
Ireland	178	9.9	r 0.3	r 0.8	r 1.0	r 0.7	r 0.9	129.8	r 31.7	r 27.5	r 29.8	r 41.7	r 28.5
Italy	136	1,104.3	r 292.0	r 373.3	r 338.5	r 360.0	r 357.8	1,290.3	r 325.1	r 332.3	r 304.5	r 367.6	r 406.0
Latvia	941	0.1	r 0.0	r 0.1	r 0.1	r 0.3	3.1	r 0.7	r 0.5	r 0.5	r 0.9	r 0.9
Lithuania	946	6.4	r 1.9	r 3.5	r 2.7	r 2.0	r 1.7	4.6	r 1.2	r 1.5	r 1.4	r 2.1	r 1.5
Luxembourg	137	38.4	r 0.1	r 0.2	r 3.1	r 1.3	r 0.0	9.4	r 1.8	r 1.7	r 3.2	r 3.9	r 6.3
Malta	181	1.4	r 0.1	r 0.1	r 0.4	r 0.2	r 0.2	3.2	r 1.1	r 1.0	r 0.4	r 0.5	r 2.0
Netherlands	138	145.9	r 63.7	r 119.7	r 143.7	r 263.7	r 297.5	312.8	r 115.9	r 70.9	r 82.4	r 107.1	r 128.3
Portugal	182	19.1	r 3.4	r 19.9	r 55.0	r 6.9	r 6.7	62.3	r 17.2	r 15.7	r 13.3	r 17.8	r 17.2
Slovak Republic	936	1.5	r 0.0	r 0.0	r 0.2	r 1.1	r 0.0	41.8	r 13.2	r 11.0	r 11.0	r 11.2	r 12.7
Slovenia	961	7.5	r 0.6	r 3.4	r 0.6	r 1.2	r 0.5	14.2	r 4.5	r 3.3	r 4.5	r 5.4	r 4.0
Spain	184	549.4	r 142.5	r 106.1	r 291.9	r 203.1	r 169.9	423.5	r 102.2	r 113.0	r 135.6	r 135.6	r 163.5
Australia	193	259.0	r 84.0	r 87.3	r 55.6	r 65.4	r 99.5	524.5	r 125.7	r 125.3	r 141.1	r 133.2	r 160.3
Canada	156	16.7	r 1.5	r 0.8	r 4.3	r 3.5	r 5.0	329.9	r 31.3	r 24.6	r 50.9	r 57.2	r 52.6
China,P.R.: Hong Kong	532	74.8	r 26.1	r 17.0	r 23.5	r 84.4	r 30.4	20.0	r 4.2	r 5.9	r 6.0	r 18.2	r 14.7
Czech Republic	935	4.7	r 0.5	r 1.9	r 1.8	r 0.5	r 2.0	176.2	r 45.6	r 36.1	r 40.7	r 60.9	r 54.0
Denmark	128	15.2	r 2.9	r 1.0	r 1.5	r 1.0	r 0.4	83.4	r 22.7	r 20.0	r 19.9	r 24.4	r 29.6
Iceland	176	r 0.1	0.2	r 0.1	r 0.0	r 0.1
Japan	158	10,935.0	r 3,326.1	r 2,507.3	r 2,515.5	r 3,224.9	r 3,458.8	2,140.0	r 458.1	r 367.4	r 351.4	r 405.6	r 446.6
Korea, Republic of	542	8,968.7	r 2,717.8	r 2,427.5	r 2,455.1	r 3,053.1	r 3,863.0	675.2	r 175.1	r 146.4	r 122.1	r 135.3	r 155.6
New Zealand	196	139.1	r 40.8	r 51.5	r 5.5	r 4.7	r 36.2	26.9	r 7.0	r 6.8	r 8.2	r 9.6	r 8.9
Norway	142	16.8	r 0.1	r 0.1	r 0.2	r 0.3	r 1.7	28.1	r 10.0	r 6.5	r 8.2	r 16.0	r 9.2
San Marino	135	r 0.2
Singapore	576	3,003.1	r 880.6	r 1,422.0	r 1,986.2	r 2,016.3	r 1,463.7	358.6	r 29.1	r 26.7	r 44.0	r 42.9	r 43.2
Sweden	144	21.9	r 4.9	r 3.3	r 4.3	r 3.1	r 5.5	251.3	r 73.4	r 93.2	r 94.9	r 58.0	r 74.1
Switzerland	146	186.8	r 25.8	r 24.4	r 39.0	r 32.0	r 76.7	859.2	r 164.1	r 162.7	r 156.3	r 194.5	r 186.7
Taiwan Prov.of China	528	1,844.9	r 442.7	r 397.5	r 491.2	r 538.6	r 705.1	149.9	r 33.2	r 31.4	r 37.7	r 46.8	r 38.5
United Kingdom	112	1,875.8	r 345.4	r 464.8	r 377.9	r 400.4	r 257.1	1,315.0	r 411.3	r 314.5	r 304.1	r 361.1	r 389.7
United States	111	683.5	r 232.4	r 184.2	r 221.7	r 243.8	r 253.1	4,606.5	r 978.4	r 803.9	r 1,012.4	r 2,093.8	r 1,200.1
Emerg. & Dev. Economies	200	25,393.8	7,054.0	6,998.3	7,067.8	7,778.2	7,938.1	13,733.1	3,485.1	3,151.3	2,626.0	3,574.8	3,365.3
Emerg. & Dev. Asia	505	15,744.6	4,401.2	4,215.6	4,940.1	5,841.2	5,782.0	5,936.8	1,492.0	1,270.4	1,457.9	1,990.2	1,925.3
Bangladesh	513	119.7	r 48.0	r 50.7	r 50.5	r 54.0	r 77.4	48.0	r 15.9	r 12.8	r 13.3	r 15.1	r 16.1
Bhutan	514	1.8	r 0.2	r 0.7	r 0.1	r 0.4	r 0.5	r 0.0
Brunei Darussalam	516	1.9	r 0.5	r 0.0	r 0.1
Cambodia	522	1.4	r 0.2	r 0.3	r 0.3	r 0.5	r 1.1	19.3	r 5.8	r 4.1	r 5.8	r 5.7	r 7.2
China,P.R.: Mainland	924	4,485.8	r 1,423.9	r 1,546.7	r 2,083.8	r 2,190.5	r 2,280.0	3,320.2	r 871.2	r 709.5	r 723.1	r 1,091.9	r 1,057.6
Fiji	819	1.0	r 0.1	r 0.2	r 0.4	r 0.2	r 0.2	0.4	r 0.1	r 0.1	r 0.2	r 0.1	r 0.1
India	534	7,380.7	r 2,014.4	r 1,766.4	r 1,896.4	r 2,603.3	r 2,326.0	1,196.7	r 296.9	r 290.3	r 451.6	r 542.0	r 509.6
Indonesia	536	369.1	r 43.9	r 23.4	r 29.2	r 118.2	r 43.2	130.9	r 31.6	r 31.1	r 28.1	r 41.5	r 47.3
Lao People's Dem.Rep	544	r 0.1	r 0.1
Malaysia	548	665.8	r 90.2	r 198.7	r 229.7	r 153.0	r 122.9	248.7	r 58.0	r 50.3	r 54.8	r 77.8	r 86.7
Maldives	556	1.1	r 0.1	r 0.9	r 1.5	r 0.3	r 1.5	r 0.1	r 0.1
Marshall Islands	867	0.5	r 0.0
Mongolia	948	r 0.0	r 0.1
Myanmar	518	0.1	r 1.0	r 0.6	r 0.1	r 0.0	5.3	r 1.9	r 1.6	r 3.0	r 3.2	r 2.8
Nepal	558	3.2	r 0.3	r 1.1	r 1.8	r 1.6	r 1.7	r 0.2	r 0.1	r 0.1
Papua New Guinea	853	3.2	r 3.1	r 0.5	r 0.0	r 6.7	r 0.0
Philippines	566	306.5	r 48.4	r 59.7	r 61.0	r 41.4	r 182.2	71.5	r 17.8	r 15.4	r 17.1	r 20.5	r 18.3
Solomon Islands	813	r 0.1	r 0.0	r 0.1

Qatar (453)

In Millions of U.S. Dollars

		Exports (FOB)						Imports (CIF)					
		2016	2017Q1	2017Q2	2017Q3	2017Q4	2018Q1	2016	2017Q1	2017Q2	2017Q3	2017Q4	2018Q1
Sri Lanka	524	34.6	r 5.8	r 6.5	r 31.0	r 20.3	r 10.0	26.6	r 8.0	r 5.7	r 8.2	r 9.1	r 9.8
Thailand	578	2,191.8	r 690.9	r 529.5	r 527.4	r 587.6	r 678.7	427.9	r 103.7	r 89.6	r 94.6	r 114.0	r 103.5
Vietnam	582	176.4	r 31.6	r 28.9	r 26.3	r 62.9	r 56.6	277.5	r 81.3	r 59.8	r 58.0	r 69.1	r 65.9
Asia n.s.	598	163.8
Europe	170	765.4	314.0	268.2	210.7	389.6	704.9	1,045.4	303.3	233.7	370.3	430.3	506.5
Emerg. & Dev. Europe	903	723.3	310.2	257.2	206.5	385.2	699.7	927.9	287.5	216.8	313.0	368.0	423.6
Albania	914	2.7	r 0.1	r 0.7	r 0.4	r 0.2	r 0.5	2.0	r 0.5	r 0.4	r 0.6	r 0.3	r 1.2
Bosnia and Herzegovina	963	1.4	r 0.6	r 0.6	r 0.6	r 0.7	r 1.4	1.7	r 0.6	r 0.5	r 0.5	r 0.4	r 1.0
Bulgaria	918	1.2	r 0.0	r 0.2	r 2.1	r 0.5	r 0.2	18.8	r 5.1	r 3.4	r 5.5	r 6.8	r 4.9
Croatia	960	4.6	r 0.1	r 0.6	r 0.2	r 0.4	r 0.0	45.9	r 21.5	r 28.8	r 3.5	r 8.8	r 18.4
Gibraltar	823	r 31.6	r 22.0
Hungary	944	0.2	r 0.2	r 0.2	r 0.5	r 0.0	r 2.1	85.1	r 12.1	r 16.3	r 16.2	r 21.5	r 26.0
Macedonia, FYR	962	r 0.3	r 0.9	r 1.0	r 0.7	r 0.9	1.4	r 1.0	r 1.6	r 1.1	r 1.6	r 1.3
Poland	964	324.2	r 138.3	r 139.1	r 132.1	r 142.3	r 190.2	133.0	r 37.3	r 29.4	r 36.4	r 43.2	r 43.5
Romania	968	9.5	r 0.3	r 1.5	r 0.5	r 1.0	r 0.8	97.1	r 17.0	r 15.7	r 18.5	r 17.5	r 15.2
Serbia, Republic of	942	0.3	r 0.0	r 0.0	r 0.0	r 0.0	2.9	r 1.5	r 0.8	r 1.5	r 2.6	r 1.8
Turkey	186	379.3	r 138.8	r 91.4	r 69.1	r 239.4	r 503.6	539.9	r 190.9	r 119.8	r 229.2	r 265.3	r 310.3
CIS	901	42.1	3.7	11.0	4.2	4.4	5.2	117.5	15.8	16.9	57.3	62.2	83.0
Armenia	911	0.3	r 0.0	r 0.0	r 0.1	r 0.2	r 0.0	r 1.6	r 0.1	r 0.1
Azerbaijan, Rep. of	912	0.2	r 0.1	r 0.0	r 0.4	r 0.0	r 0.2	0.3	r 0.0	r 0.0	r 1.8	r 0.2	r 0.1
Belarus	913	2.0	r 0.4	r 0.6	r 0.7	r 0.1	r 0.1	3.2	r 1.9	r 0.5	r 1.2	r 2.8	r 1.4
Georgia	915	0.4	r 0.2	r 0.3	r 0.1	r 0.7	r 0.2	0.5	r 0.2	r 0.1	r 0.7	r 0.7	r 0.1
Kazakhstan	916	0.1	r 0.1	r 1.0	r 0.0	r 0.1
Moldova	921	0.1	r 0.0	r 0.0	0.6	r 0.3	r 0.2	r 0.5	r 1.2	r 0.5
Russian Federation	922	10.4	r 1.2	r 2.7	r 2.2	r 2.7	r 3.0	81.8	r 2.8	r 11.4	r 31.7	r 29.7	r 59.5
Tajikistan	923	r 0.4
Turkmenistan	925	2.2	r 0.0	r 0.1	r 0.0	r 0.1	r 0.0	r 0.0	r 0.1
Ukraine	926	26.3	r 1.7	r 5.9	r 0.6	r 0.6	r 1.6	31.1	r 10.5	r 4.5	r 19.8	r 27.4	r 20.7
Uzbekistan	927	r 0.5
Mid East, N Africa, Pak	440	7,531.9	2,118.8	2,102.7	1,588.1	1,324.9	1,169.5	5,965.2	1,489.5	1,369.5	639.3	921.2	679.3
Afghanistan, I.R. of	512	0.6	r 0.1	r 0.0	r 0.1	r 0.1	r 0.2
Algeria	612	36.6	r 12.1	r 11.5	r 8.6	r 9.8	r 30.2	2.0	r 1.8	r 0.4	r 0.5	r 1.1	r 2.8
Bahrain, Kingdom of	419	214.0	r 36.4	r 29.8	r 0.0	r 0.0	320.3	r 97.8	r 129.8	r 5.9	r 13.3	r 9.7
Djibouti	611	3.3	r 0.5	r 0.5	r 0.8	r 0.7	r 0.9	0.5
Egypt	469	1,113.4	r 467.7	r 274.3	r 338.4	r 126.7	r 60.1	326.0	r 81.0	r 89.4	r 76.4	r 74.5	r 21.7
Iran, I.R. of	429	13.5	r 1.6	r 12.2	r 1.1	r 1.1	r 1.1	84.4	r 9.1	r 9.4	r 21.8	r 41.7	r 59.3
Iraq	433	64.1	r 6.0	r 6.0	r 8.6	r 43.3	r 57.3	0.7	r 0.1	r 0.1	r 17.6	r 20.0	r 23.4
Jordan	439	225.7	r 32.2	r 23.8	r 85.3	r 23.8	r 31.3	133.6	r 29.6	r 31.3	r 23.5	r 51.5	r 42.5
Kuwait	443	569.4	r 57.0	r 147.2	r 242.5	r 161.8	r 77.5	173.8	r 38.6	r 33.3	r 62.4	r 120.5	r 75.8
Lebanon	446	26.3	r 5.4	r 5.4	r 7.8	r 5.4	r 7.3	90.5	r 20.8	r 21.8	r 37.8	r 41.4	r 42.9
Libya	672	1.9	r 0.4	r 0.0	r 0.1
Mauritania	682	0.6	r 0.1	r 0.6	r 0.5	r 0.9	r 0.7
Morocco	686	52.1	r 9.4	r 10.6	r 12.1	r 13.3	r 12.4	26.8	r 10.9	r 9.5	r 12.6	r 12.4	r 16.3
Oman	449	189.5	r 19.6	r 148.1	r 183.9	r 161.6	r 122.0	370.6	r 118.0	r 79.1	r 224.8	r 329.9	r 244.0
Pakistan	564	697.2	r 366.0	r 365.1	r 415.8	r 377.7	r 528.4	86.8	r 20.1	r 17.7	r 22.4	r 25.0	r 31.1
Saudi Arabia	456	519.3	r 130.1	r 121.7	r 0.8	r 0.1	1,384.5	r 339.1	r 271.4	r 1.2	r 1.5	r 12.3
Somalia	726	1.2	r 0.2	r 0.7	r 0.1	r 0.0	r 0.9	1.0	r 0.1	r 0.0	r 0.2	r 0.3
Sudan	732	11.3	r 5.6	r 3.3	r 2.4	r 2.2	r 3.2	19.1	r 6.9	r 6.6	r 5.6	r 7.2	r 33.2
Syrian Arab Republic	463	0.2	r 0.0	r 0.1	r 0.0	r 0.0	10.3	r 2.0	r 2.7	r 1.9	r 2.6	r 3.4
Tunisia	744	29.7	r 6.1	r 10.1	r 6.1	r 7.0	r 6.2	17.7	r 3.7	r 4.8	r 9.4	r 10.5	r 8.0
United Arab Emirates	466	3,757.0	r 961.9	r 931.2	r 273.0	r 389.2	r 229.9	2,914.3	r 709.2	r 661.8	r 115.1	r 167.2	r 51.6
West Bank and Gaza	487	3.1
Yemen, Republic of	474	1.8	r 0.5	r 0.4	r 0.0	2.4	r 0.6	r 0.4	r 0.3	r 0.8	r 0.8
Sub-Saharan Africa	603	666.2	109.3	111.2	125.2	120.6	111.8	133.9	49.9	38.4	26.5	74.5	46.2
Angola	614	21.0	r 3.7	r 1.3	r 1.1	r 1.6	r 0.9
Benin	638	0.3	r 0.0	r 0.1	r 0.2
Botswana	616	0.1	r 1.4
Burkina Faso	748	0.8	r 0.2	r 0.0	r 0.1	r 0.2	r 0.0
Burundi	618	r 0.2	r 0.4
Cabo Verde	624	0.3	r 0.1	r 0.1	r 0.0	r 0.0

Qatar (453)

In Millions of U.S. Dollars

		Exports (FOB)						Imports (CIF)					
		2016	2017Q1	2017Q2	2017Q3	2017Q4	2018Q1	2016	2017Q1	2017Q2	2017Q3	2017Q4	2018Q1
Cameroon	622	2.9	r 0.7	r 1.0	r 0.6	r 0.4	r 0.6	0.7	r 0.1	r 0.1	r 0.2	r 0.2	r 0.1
Chad	628	0.2	r 0.1	r 0.0	r 0.0	r 0.1
Comoros	632	15.0	r 3.4	r 4.7	r 3.5	r 4.3	r 6.4	r 0.0
Congo, Dem. Rep. of	636	4.9	r 1.1	r 1.0	r 0.7	r 1.5	r 1.5	r 0.0
Congo, Republic of	634	0.7	r 0.1	r 0.0	r 0.0	r 0.2	r 0.0
Côte d'Ivoire	662	11.0	1.4
Eritrea	643	0.2	r 0.1	r 0.0	r 0.0	r 0.0
Ethiopia	644	8.5	r 1.1	r 1.1	r 1.1	r 2.6	r 2.5	1.9	r 0.6	r 0.5	r 0.6	r 1.2	r 0.8
Gabon	646	0.1	r 0.1	r 0.0	r 0.1	0.8	r 0.2	r 0.1	r 0.2
Gambia, The	648	0.1	r 0.0
Ghana	652	12.0	r 2.4	r 2.7	r 2.7	r 3.9	r 3.8	1.0	r 0.2	r 0.1	r 0.1	r 0.5	r 0.4
Guinea	656	4.7	r 0.2	r 3.7	r 7.0	r 0.3	r 0.0
Kenya	664	79.6	r 6.6	r 6.9	r 4.5	r 3.2	r 7.0	6.6	r 1.9	r 1.5	r 1.6	r 3.5	r 3.8
Liberia	668	0.5	r 0.3	r 0.0	r 0.0	r 0.5	r 0.1
Madagascar	674	53.1	r 7.8	r 9.5	r 11.6	r 18.3	r 1.7	1.9	r 0.4	r 0.4	r 0.5	r 0.4	r 0.3
Malawi	676	4.1	r 0.8	r 0.3	r 0.3	r 0.9	r 0.9	r 0.1
Mali	678	1.3	r 0.1	r 0.6	r 0.1	r 0.1	r 0.1
Mauritius	684	1.3	r 0.3	r 0.6	r 0.4	r 0.2	r 0.6	1.8	r 0.4	r 0.4	r 0.4	r 0.5	r 1.4
Mozambique	688	6.1	r 21.6	r 0.3	r 0.9	r 0.6	r 0.4	4.3	r 0.0	r 0.4	r 0.5	r 0.4	r 0.6
Namibia	728	0.1	r 0.0	r 0.0	r 0.1	r 0.0	r 0.1
Niger	692	0.2
Nigeria	694	54.7	r 13.4	r 11.8	r 23.4	r 13.4	r 9.2	0.6	r 0.2	r 0.2	r 0.4	r 0.3
Rwanda	714	0.3	r 0.0	r 0.1	r 0.0	r 0.2	r 0.1
Senegal	722	5.0	r 0.5	r 1.5	r 1.1	r 1.3	r 1.7
Seychelles	718	0.0	r 0.0	r 0.0	r 0.0	r 0.1
Sierra Leone	724	1.9	r 0.2	r 0.9	r 0.4	r 0.6	r 0.6	r 0.0
South Africa	199	345.4	r 36.0	r 55.2	r 57.1	r 59.1	r 60.5	104.3	r 44.5	r 33.3	r 18.5	r 59.6	r 29.0
Swaziland	734	2.4	r 0.4	r 0.5	r 0.2	r 0.4
Tanzania	738	11.3	r 4.4	r 2.6	r 2.8	r 2.7	r 4.0	4.4	r 0.2	r 0.1	r 2.6	r 5.7	r 7.3
Togo	742	11.4	r 1.5	r 2.5	r 2.8	r 2.0	r 1.1
Uganda	746	5.3	r 2.3	r 2.6	r 2.5	r 2.2	r 5.0	1.5	r 0.7	r 0.8	r 0.7	r 1.8	r 1.1
Zambia	754	1.3	r 0.1	r 0.2	r 0.3	r 0.7	r 1.0	r 0.0	r 0.0	r 0.0
Zimbabwe	698	0.3	r 0.0	r 0.2	r 0.0	r 0.1	0.3	r 0.1	r 0.1	r 0.1	r 0.1	r 0.0
Western Hemisphere	205	685.8	110.8	300.7	203.7	101.9	169.8	651.9	150.4	239.2	132.0	158.7	207.9
Argentina	213	159.0	r 27.5	r 154.6	r 99.5	r 2.7	r 38.5	33.6	r 6.7	r 14.6	r 6.9	r 3.8	r 11.2
Bolivia	218	0.0	r 0.0	r 0.0	0.2	r 0.0	r 0.0	r 0.0	r 0.1	r 0.1
Brazil	223	304.7	r 51.4	r 104.9	r 58.8	r 66.8	r 103.3	394.0	r 95.2	r 170.9	r 78.3	r 104.4	r 121.7
Chile	228	10.2	r 0.1	r 0.2	r 0.8	r 0.0	11.4	r 2.1	r 3.9	r 3.4	r 1.6	r 2.3
Colombia	233	6.2	r 1.2	r 1.9	r 0.6	r 1.5	r 1.1	2.3	r 0.6	r 0.6	r 0.9	r 0.7	r 1.0
Costa Rica	238	13.4	r 2.2	r 2.2	r 3.7	r 4.1	r 3.0	3.1	r 1.0	r 0.9	r 1.0	r 1.7	r 2.0
Dominican Republic	243	1.3	r 0.0	r 0.3	r 0.3	r 0.2	r 0.1	1.7	r 1.1	r 0.9	r 0.5	r 1.2	r 1.0
Ecuador	248	2.9	r 0.3	r 0.3	r 0.1	r 0.4	r 0.0	7.6	r 2.3	r 1.9	r 1.5	r 1.6	r 1.7
El Salvador	253	0.4	0.3	r 0.1	r 0.1	r 0.1	r 0.1	r 0.8
Guatemala	258	1.8	r 0.3	r 0.4	r 0.1	r 0.7	r 0.7	2.6	r 1.3	r 1.4	r 1.2	r 1.2	r 2.2
Haiti	263	0.2	r 0.1	r 0.0	r 0.1	r 0.1	r 0.0
Honduras	268	0.9	r 0.1	0.7	r 0.1	r 0.1	r 0.1	r 0.1	r 0.2
Jamaica	343	0.6	r 0.0	r 0.0	r 0.1	r 0.1
Mexico	273	52.7	r 14.3	r 5.8	r 19.9	r 3.2	r 17.1	189.3	r 37.8	r 42.3	r 35.7	r 40.0	r 58.0
Nicaragua	278	0.1	r 0.1	r 0.1
Panama	283	1.0	r 0.2	r 0.2	r 0.1	r 0.2	r 0.4
Paraguay	288	1.0	r 0.0	r 0.1	r 0.1	r 0.0	r 0.1	r 0.3	r 0.1	r 0.1	r 0.8	r 0.7
Peru	293	19.5	r 2.0	r 4.4	r 3.9	r 8.0	r 4.6	3.3	r 0.9	r 1.0	r 1.1	r 1.1	r 3.6
St. Lucia	362	0.2
Suriname	366	0.1	r 0.7	r 0.1
Trinidad and Tobago	369	0.2
Uruguay	298	103.8	r 11.1	r 25.2	r 15.3	r 10.2	r 0.7	1.7	r 0.2	r 0.4	r 0.9	r 0.3	r 1.0
Venezuela, Rep. Bol.	299	5.5	r 0.0	r 4.0	r 0.0	r 0.0
Other Countries n.i.e	910	3.7	39.2	0.0	0.0	0.0	3.3	1.0	0.9	0.9	1.1	0.3
Cuba	928	0.3	r 0.0	r 0.0	r 0.0	3.1	r 1.0	r 0.9	r 0.9	r 1.1	r 0.3
Korea, Dem. People's Rep.	954	3.4	r 39.2	0.2

Qatar (453)

In Millions of U.S. Dollars

		Exports (FOB)						Imports (CIF)					
		2016	2017Q1	2017Q2	2017Q3	2017Q4	2018Q1	2016	2017Q1	2017Q2	2017Q3	2017Q4	2018Q1
Special Categories	899	22.8	r 2.3	r 0.1	r 1.6	r 0.3	r 136.4	82.7	r 157.5	r 16.6	r 6.7	r 16.9	r 3.9
Countries & Areas n.s.	898	776.4	r 181.7	r 181.7	r 173.4	r 184.3	r 130.4	32.2
Memorandum Items													
Africa	605	801.0	143.2	148.5	155.9	154.7	166.2	200.9	73.2	59.7	54.7	105.8	106.7
Middle East	405	6,699.2	1,718.8	1,700.2	1,141.5	913.1	586.6	5,811.4	1,446.0	1,330.4	588.7	864.7	587.6
European Union	998	5,722.4	1,388.4	1,653.6	1,669.8	1,721.4	1,653.6	9,102.3	2,139.6	1,961.7	2,000.5	2,322.4	2,228.5
Export earnings: fuel	080	5,473.5	1,245.7	1,427.7	746.8	790.7	533.0	5,346.6	1,320.6	1,199.8	485.9	728.5	542.7
Export earnings: nonfuel	092	52,234.4	15,058.6	14,384.1	15,828.2	18,016.3	19,125.4	26,946.1	6,386.1	5,544.6	6,006.2	8,241.9	7,263.8

Romania (968)

In Millions of U.S. Dollars

		Exports (FOB)						Imports (CIF)					
		2016	2017Q1	2017Q2	2017Q3	2017Q4	2018Q1	2016	2017Q1	2017Q2	2017Q3	2017Q4	2018Q1
IFS World		63,582.4	16,469.7	16,964.0	18,452.6	18,870.3	20,887.9	74,605.3	18,918.2	20,843.0	22,067.0	23,647.5	24,230.5
World	001	63,534.0	16,468.8	16,970.9	18,447.8	18,871.2	20,781.5	74,560.3	18,917.2	20,851.3	22,061.2	23,649.2	24,226.5
Advanced Economies	110	43,357.3	11,422.8	11,681.4	12,804.7	13,044.1	14,645.7	48,280.2	12,167.3	13,435.4	13,855.1	14,952.5	15,358.6
Euro Area	163	35,018.3	9,242.2	9,463.3	10,412.4	10,549.2	11,790.9	41,108.8	10,226.5	11,222.6	11,784.2	12,673.9	13,123.8
Austria	122	1,515.5	r 379.4	r 400.4	r 437.3	r 436.5	r 480.2	2,656.5	r 640.5	r 670.0	r 748.2	r 783.0	r 808.8
Belgium	124	1,219.5	r 296.8	r 311.2	r 465.7	r 338.6	r 370.8	1,741.1	r 475.8	r 462.0	r 519.9	r 536.8	r 603.1
Cyprus	423	70.5	r 13.0	r 17.4	r 13.5	r 23.2	r 16.4	46.7	r 10.6	r 10.2	r 9.2	r 12.0	r 11.5
Estonia	939	75.7	r 17.1	r 17.6	r 14.6	r 20.2	r 23.0	118.0	r 32.5	r 34.1	r 25.5	r 25.1	r 34.1
Finland	172	167.0	r 60.0	r 51.1	r 54.3	r 56.1	r 68.9	152.4	r 33.8	r 50.0	r 47.3	r 60.8	r 62.2
France	132	4,581.5	r 1,182.1	r 1,180.4	r 1,113.2	r 1,300.5	r 1,557.9	4,130.2	r 1,093.1	r 1,071.4	r 1,084.5	r 1,271.6	r 1,390.8
Germany	134	13,648.3	r 3,831.3	r 3,878.0	r 4,307.0	r 4,201.8	r 4,848.4	15,310.0	r 3,770.2	r 4,150.3	r 4,483.7	r 4,723.6	r 5,001.3
Greece	174	846.7	r 215.3	r 230.5	r 273.9	r 295.5	r 301.5	878.3	r 220.2	r 237.2	r 257.9	r 281.5	r 277.2
Ireland	178	163.8	r 37.5	r 30.3	r 32.0	r 51.1	r 33.6	344.5	r 91.1	r 103.6	r 119.8	r 100.5	r 121.6
Italy	136	7,387.6	r 1,880.8	r 1,976.3	r 1,970.4	r 2,114.2	r 2,382.5	7,651.0	r 1,871.2	r 2,242.2	r 2,144.2	r 2,311.3	r 2,254.2
Latvia	941	20.2	r 4.7	r 7.3	r 6.6	r 7.4	r 5.1	21.8	r 5.6	r 6.0	r 7.0	r 7.1	r 7.1
Lithuania	946	70.4	r 18.9	r 23.5	r 22.5	r 23.1	r 24.1	88.6	r 18.4	r 30.6	r 28.5	r 24.7	r 23.8
Luxembourg	137	17.4	r 3.5	r 4.2	r 4.8	r 6.3	r 7.8	120.8	r 21.4	r 31.6	r 34.6	r 66.2	r 47.4
Malta	181	18.6	r 3.7	r 3.9	r 5.6	r 5.8	r 7.7	70.9	r 13.3	r 11.8	r 9.7	r 5.2	r 6.5
Netherlands	138	1,608.0	r 383.5	r 374.2	r 588.2	r 480.3	r 469.6	3,063.5	r 733.8	r 837.2	r 901.5	r 967.4	r 938.0
Portugal	182	245.1	r 66.7	r 71.3	r 101.7	r 101.6	r 84.3	422.8	r 92.4	r 89.4	r 142.3	r 105.4	r 125.3
Slovak Republic	936	1,111.6	r 296.6	r 296.2	r 308.7	r 306.7	r 343.8	1,746.2	r 452.3	r 467.2	r 516.8	r 584.9	r 561.6
Slovenia	961	344.2	r 109.0	r 123.0	r 132.1	r 118.3	r 81.8	510.0	r 113.5	r 141.8	r 148.4	r 171.2	r 193.5
Spain	184	1,906.5	r 442.3	r 466.4	r 560.2	r 661.7	r 683.4	2,035.4	r 536.9	r 576.1	r 555.2	r 635.8	r 655.7
Australia	193	64.5	r 15.8	r 20.1	r 21.4	r 25.8	r 21.1	37.1	r 8.7	r 9.0	r 8.7	r 11.5	r 8.2
Canada	156	116.5	r 77.9	r 45.7	r 59.8	r 32.8	r 59.1	80.4	r 33.9	r 20.8	r 43.5	r 31.2	r 20.0
China,P.R.: Hong Kong	532	46.9	r 14.8	r 10.5	r 15.3	r 31.8	r 30.2	16.1	r 4.0	r 3.3	r 4.4	r 4.3	r 6.4
China,P.R.: Macao	546	0.2	r 0.1	r 0.0	r 0.1	r 0.2	r 0.1	0.0	r 0.0	r 0.0	r 0.0	r 0.0
Czech Republic	935	1,678.9	r 458.8	r 493.4	r 535.0	r 552.3	r 621.7	2,114.7	r 565.6	r 570.0	r 633.4	r 691.1	r 705.7
Denmark	128	269.8	r 74.0	r 73.5	r 75.8	r 72.1	r 89.8	291.2	r 76.7	r 91.1	r 107.0	r 105.9	r 102.2
Iceland	176	8.8	r 3.5	r 2.2	r 0.7	r 2.3	r 2.1	3.9	r 0.6	r 0.2	r 0.8	r 0.2	r 0.2
Israel	436	420.1	r 87.8	r 104.9	r 92.7	r 133.2	r 106.3	126.7	r 38.8	r 38.1	r 39.9	r 33.5	r 37.1
Japan	158	238.5	r 55.9	r 55.6	r 76.1	r 77.1	r 70.2	367.3	r 94.1	r 100.0	r 94.0	r 102.4	r 112.8
Korea, Republic of	542	327.2	r 69.5	r 77.9	r 71.5	r 54.0	r 50.2	565.1	r 129.3	r 123.5	r 108.8	r 104.2	r 119.9
New Zealand	196	2.8	r 1.2	r 1.4	r 7.1	r 9.3	r 0.8	4.6	r 1.1	r 0.6	r 0.5	r 2.6	r 0.9
Norway	142	243.0	r 47.5	r 31.6	r 87.3	r 100.3	r 152.0	46.5	r 10.5	r 11.3	r 12.5	r 28.6	r 22.9
San Marino	135	26.3	r 6.0	r 5.4	r 3.8	r 5.7	r 4.6	15.0	r 4.0	r 2.8	r 2.9	r 3.7	r 2.8
Singapore	576	40.9	r 9.9	r 8.9	r 10.4	r 11.2	r 8.5	19.0	r 3.8	r 6.2	r 7.4	r 7.1	r 5.2
Sweden	144	601.2	r 151.7	r 153.5	r 148.4	r 164.3	r 188.9	421.9	r 107.0	r 120.0	r 116.3	r 136.8	r 145.4
Switzerland	146	392.0	r 106.9	r 111.8	r 118.7	r 117.5	r 135.2	459.2	r 126.0	r 132.0	r 149.5	r 111.9	r 117.8
Taiwan Prov.of China	528	45.5	r 11.6	r 13.1	r 13.5	r 12.0	r 8.5	196.2	r 49.8	r 55.1	r 57.4	r 63.0	r 71.3
United Kingdom	112	2,758.0	r 708.9	r 713.5	r 725.4	r 742.6	r 943.1	1,700.9	r 453.1	r 448.4	r 471.2	r 535.3	r 532.1
United States	111	1,058.0	r 278.7	r 295.0	r 329.2	r 350.6	r 362.5	705.4	r 233.6	r 480.3	r 212.8	r 305.3	r 223.9
Emerg. & Dev. Economies	200	20,147.0	5,041.8	5,282.4	5,633.6	5,819.1	6,129.7	26,254.7	6,736.8	7,402.7	8,204.7	8,694.9	8,867.1
Emerg. & Dev. Asia	505	1,878.5	415.4	418.8	459.2	423.8	384.7	4,602.5	1,188.0	1,296.5	1,393.0	1,405.8	1,594.0
American Samoa	859	0.5	r 0.0	r 0.1	r 0.0
Bangladesh	513	3.7	r 1.3	r 0.7	r 1.8	r 3.3	r 2.7	25.6	r 8.9	r 7.1	r 9.5	r 7.3	r 12.4
Brunei Darussalam	516	0.3	r 0.1	r 0.1	r 0.1	r 0.1	r 0.1	r 0.0	r 0.0	r 0.0	r 0.0
Cambodia	522	0.4	r 0.1	r 0.1	r 0.1	r 0.8	r 0.5	7.0	r 1.3	r 1.1	r 1.5	r 0.6	r 1.5
China,P.R.: Mainland	924	679.8	r 195.3	r 199.0	r 209.9	r 229.1	r 196.7	3,806.2	r 967.9	r 1,042.8	r 1,136.3	r 1,137.9	r 1,271.0
F.T. French Polynesia	887	3.3	r 1.0	r 1.6	r 0.8	r 1.4	r 2.7	0.0	r 0.0
F.T. New Caledonia	839	6.7	r 2.0	r 2.3	r 0.7	r 1.0	r 2.2	0.0	r 0.0	r 0.0	r 0.0
Guam	829	0.1	r 0.0	r 0.0	r 0.0	r 0.0	0.0
India	534	270.8	r 64.6	r 68.1	r 124.9	r 88.6	r 83.7	269.6	r 70.3	r 89.6	r 86.4	r 92.0	r 136.6
Indonesia	536	35.7	r 4.9	r 4.4	r 8.7	r 6.5	r 4.5	107.4	r 32.7	r 35.0	r 43.0	r 38.1	r 35.7
Lao People's Dem.Rep	544	0.0	r 0.7	r 0.5	r 0.1	r 0.2	3.0
Malaysia	548	23.0	r 4.7	r 3.2	r 4.1	r 3.8	r 4.7	95.2	r 22.2	r 23.3	r 25.5	r 25.3	r 27.2
Marshall Islands	867	578.2	r 111.9	r 111.6	r 57.5	r 54.3	r 58.9	r 0.1
Mongolia	948	2.0	r 0.1	r 0.1	r 0.1	r 0.2	r 0.2	0.0	r 0.1	r 0.0
Myanmar	518	4.6	r 1.0	r 0.1	r 0.0	r 0.8	r 0.7	0.5	r 1.5	r 0.7	r 0.8	r 0.1	r 0.7
Nepal	558	0.1	r 0.0	r 0.0	r 0.4	r 0.1	r 0.4	0.1	r 0.0	r 0.1	r 0.0	r 0.0	r 0.0

Romania (968)

In Millions of U.S. Dollars

		Exports (FOB)						Imports (CIF)					
		2016	2017Q1	2017Q2	2017Q3	2017Q4	2018Q1	2016	2017Q1	2017Q2	2017Q3	2017Q4	2018Q1
Papua New Guinea	853	0.0	r 0.0	r 0.1	r 0.0
Philippines	566	8.4	r 1.3	r 1.2	r 3.6	r 4.1	r 1.3	20.2	r 4.2	r 6.6	r 6.4	r 7.3	r 6.4
Sri Lanka	524	2.5	r 0.2	r 0.9	r 1.0	r 3.5	r 0.2	10.0	r 3.4	r 2.9	r 2.5	r 2.9	r 4.5
Thailand	578	53.5	r 18.2	r 14.8	r 15.2	r 14.0	r 15.2	146.7	r 33.7	r 40.7	r 39.9	r 54.1	r 55.8
Vanuatu	846	0.5	r 0.0	r 0.3	r 0.0	r 0.0
Vietnam	582	204.3	r 8.0	r 10.5	r 29.4	r 11.8	r 9.6	111.0	r 41.9	r 46.5	r 41.1	r 40.1	r 42.2
Asia n.s.	598	0.0	r 0.0	r 0.0	r 0.0	r 0.1	r 0.0	0.0	r 0.0	r 0.0
Europe	170	13,264.4	3,481.1	3,697.7	3,709.7	4,167.5	4,456.0	20,190.9	5,253.0	5,750.8	6,326.2	6,869.4	6,853.0
Emerg. & Dev. Europe	903	10,536.0	2,744.1	2,934.7	2,906.5	3,260.2	3,549.4	15,436.6	3,842.9	4,415.0	4,709.3	5,032.5	4,903.7
Albania	914	63.3	r 15.0	r 15.2	r 25.0	r 44.6	r 41.1	29.0	r 7.8	r 9.4	r 8.3	r 15.6	r 8.9
Bosnia and Herzegovina	963	85.0	r 19.7	r 23.0	r 20.5	r 22.4	r 25.3	58.5	r 15.1	r 14.3	r 21.2	r 20.5	r 21.2
Bulgaria	918	2,048.2	r 568.0	r 576.6	r 585.9	r 646.4	r 680.2	2,319.1	r 511.3	r 596.3	r 719.5	r 614.9	r 606.2
Croatia	960	177.3	r 46.5	r 59.3	r 57.9	r 55.9	r 70.5	121.7	r 32.2	r 36.6	r 47.1	r 48.1	r 56.9
Faroe Islands	816	0.1	r 0.0	r 0.1	r 0.0	r 0.4	r 0.0	0.1	r 0.0	r 0.0
Gibraltar	823	33.6	r 8.3	r 8.3	r 8.6	r 72.0	0.2	r 0.0
Hungary	944	3,305.3	r 760.2	r 827.1	r 855.4	r 882.2	r 948.1	5,597.5	r 1,410.7	r 1,598.1	r 1,669.4	r 1,701.8	r 1,646.6
Kosovo	967	32.1	r 7.2	r 9.7	r 11.3	r 9.3	r 10.0	1.3	r 0.2	r 0.5	r 0.4	r 0.5	r 0.3
Macedonia, FYR	962	210.6	r 58.4	r 51.6	r 51.8	r 56.7	r 79.1	135.7	r 40.3	r 44.9	r 49.2	r 49.9	r 52.4
Montenegro	943	22.1	r 5.3	r 6.4	r 9.4	r 9.4	r 13.5	0.5	r 0.2	r 0.2	r 0.2	r 0.2	r 0.2
Poland	964	1,836.8	r 516.4	r 543.7	r 565.4	r 590.7	r 667.7	3,828.2	r 1,005.2	r 1,101.5	r 1,210.2	r 1,343.2	r 1,340.4
Serbia, Republic of	942	709.9	r 189.7	r 200.0	r 196.6	r 264.8	r 218.5	517.9	r 109.5	r 151.2	r 185.3	r 198.2	r 185.9
Turkey	186	2,011.8	r 549.4	r 613.7	r 518.6	r 677.4	r 723.2	2,826.9	r 710.4	r 861.9	r 798.4	r 1,039.5	r 984.6
CIS	901	2,728.2	736.8	762.9	803.1	907.2	906.5	4,754.4	1,410.1	1,335.8	1,616.9	1,836.9	1,949.3
Armenia	911	2.5	r 0.6	r 0.6	r 0.6	r 1.2	r 1.0	0.1	r 0.0	r 0.2	r 0.1
Azerbaijan, Rep. of	912	44.1	r 11.2	r 14.6	r 11.4	r 8.2	r 11.2	123.6	r 1.3	r 55.0	r 146.0	r 162.7	r 95.5
Belarus	913	21.3	r 8.9	r 15.8	r 9.9	r 9.0	r 8.2	84.2	r 22.1	r 25.3	r 33.9	r 34.0	r 23.9
Georgia	915	193.8	r 28.0	r 51.9	r 50.2	r 59.6	r 44.9	10.1	r 5.1	r 0.4	r 0.9	r 6.4	r 4.6
Kazakhstan	916	64.2	r 6.5	r 10.8	r 6.7	r 8.1	r 15.0	909.7	r 368.5	r 217.6	r 292.3	r 371.7	r 547.7
Kyrgyz Republic	917	3.6	r 0.7	r 0.6	r 1.4	r 0.6	r 0.3	0.4	r 0.0	r 0.1	r 0.2	r 0.3	r 0.1
Moldova	921	832.4	r 227.2	r 253.6	r 287.5	r 306.5	r 300.7	549.6	r 137.0	r 143.5	r 183.0	r 219.3	r 187.4
Russian Federation	922	1,074.2	r 304.6	r 283.9	r 307.2	r 352.7	r 357.4	2,190.4	r 638.5	r 655.5	r 719.5	r 795.0	r 832.4
Tajikistan	923	0.3	r 0.0	r 0.0	r 0.6	r 0.1	0.2	r 0.1
Turkmenistan	925	27.5	r 1.8	r 2.1	r 0.2	r 1.3	r 0.3	104.5	r 31.3	r 11.6	r 2.5	r 4.3	r 0.0
Ukraine	926	445.2	r 144.8	r 126.6	r 126.0	r 156.0	r 163.5	780.2	r 206.0	r 226.6	r 237.9	r 242.7	r 257.1
Uzbekistan	927	18.9	r 2.6	r 2.4	r 2.0	r 3.4	r 4.0	1.2	r 0.3	r 0.2	r 0.7	r 0.3	r 0.4
Europe n.s.	884	0.3	r 0.1	r 0.1	r 0.0	r 0.0	r 0.1	0.0	r 0.0	r 0.0	r 0.0	r 0.0
Mid East, N Africa, Pak	440	3,977.8	900.0	888.1	1,080.3	976.5	985.5	716.3	130.0	120.2	303.1	214.4	201.4
Afghanistan, I.R. of	512	3.8	r 1.0	r 4.2	r 1.0	r 3.2	r 1.2	0.2	r 0.0	r 0.0	r 0.0	r 0.0	r 0.0
Algeria	612	392.5	r 83.8	r 111.6	r 82.2	r 112.0	r 99.2	5.0	r 0.9	r 2.1	r 1.7	r 5.1	r 3.0
Bahrain, Kingdom of	419	9.1	r 2.6	r 2.4	r 4.3	r 1.1	r 1.9	0.9	r 0.0	r 0.0	r 0.1	r 0.1	r 0.1
Djibouti	611	49.4	r 16.5	r 0.1	r 16.8	r 0.0	r 0.0	0.0	r 0.0	r 0.0	r 0.0
Egypt	469	587.0	r 101.2	r 87.2	r 201.0	r 126.7	r 198.5	99.4	r 30.7	r 29.3	r 27.0	r 42.1	r 35.4
Iran, I.R. of	429	367.5	r 98.1	r 93.4	r 156.9	r 147.2	r 103.6	115.0	r 7.4	r 17.7	r 12.8	r 14.2	r 13.9
Iraq	433	64.1	r 22.7	r 17.3	r 17.3	r 12.2	r 12.5	67.4	r 0.0	r 105.1	r 37.8	r 38.3
Jordan	439	315.6	r 47.3	r 73.2	r 67.1	r 58.7	r 49.7	5.4	r 0.8	r 0.4	r 0.2	r 0.1	r 0.5
Kuwait	443	42.6	r 7.7	r 10.5	r 17.9	r 15.7	r 16.8	2.7	r 0.0	r 0.0	r 0.0	r 0.0	r 0.1
Lebanon	446	217.8	r 53.7	r 69.3	r 90.1	r 66.4	r 73.1	3.1	r 0.6	r 0.6	r 0.7	r 1.0	r 1.2
Libya	672	210.5	r 39.3	r 41.3	r 39.3	r 46.0	r 46.1	3.7	r 1.6	r 1.1	r 1.1	r 1.1	r 2.0
Mauritania	682	2.1	r 5.5	r 0.0	r 6.6	r 1.5	r 0.0	r 0.0
Morocco	686	554.0	r 181.0	r 156.5	r 112.9	r 165.0	r 178.6	161.8	r 41.2	r 25.5	r 72.7	r 45.2	r 35.7
Oman	449	26.4	r 7.4	r 8.4	r 6.9	r 9.0	r 10.2	48.5	r 1.5	r 3.8	r 1.0	r 2.9	r 10.0
Pakistan	564	69.3	r 5.7	r 4.3	r 4.2	r 18.8	r 6.6	22.4	r 5.6	r 4.8	r 6.1	r 9.0	r 6.8
Qatar	453	26.9	r 5.1	r 4.8	r 9.3	r 6.6	r 5.8	10.8	r 0.9	r 0.8	r 1.0	r 0.6	r 1.1
Saudi Arabia	456	313.0	r 57.8	r 85.9	r 103.1	r 72.9	r 54.8	13.1	r 0.9	r 2.1	r 2.9	r 7.5	r 3.4
Somalia	726	3.9	r 0.2	r 4.9	0.0
Sudan	732	55.6	r 16.7	r 9.0	r 29.7	r 23.0	r 0.7	9.1	r 0.0	r 0.0	r 18.5	r 0.0	r 0.1
Syrian Arab Republic	463	38.2	r 14.6	r 3.2	r 12.0	r 2.8	r 2.7	0.8	r 0.2	r 0.1	r 0.2	r 0.2	r 0.1
Tunisia	744	158.4	r 14.3	r 22.9	r 20.0	r 27.5	r 41.8	109.3	r 26.9	r 27.6	r 26.5	r 34.3	r 22.7
United Arab Emirates	466	452.5	r 111.1	r 78.7	r 69.3	r 58.0	r 77.9	37.7	r 10.7	r 4.3	r 25.4	r 13.1	r 27.2
West Bank and Gaza	487	3.8	r 1.2	r 1.1	r 0.2	r 0.1	r 1.3	0.0	r 0.0

Romania (968)

In Millions of U.S. Dollars

		Exports (FOB)						Imports (CIF)					
		2016	2017Q1	2017Q2	2017Q3	2017Q4	2018Q1	2016	2017Q1	2017Q2	2017Q3	2017Q4	2018Q1
Yemen, Republic of	474	14.0	r 5.7	r 2.8	r 7.7	r 2.4	r 2.6	0.0	r 0.0
Sub-Saharan Africa	603	406.6	89.0	130.0	214.0	86.5	101.0	193.6	36.5	38.8	42.6	40.1	46.6
Angola	614	1.7	r 0.5	r 0.2	r 0.8	r 2.4	r 0.2	0.1	r 0.0	r 0.0	r 0.0	r 0.0
Benin	638	0.9	r 0.4	r 0.2	r 2.1	r 0.1	r 0.1	0.0	r 0.0
Burkina Faso	748	1.1	r 0.2	r 0.3	r 0.5	r 0.1	r 0.1
Burundi	618	0.2	r 0.1	r 0.0	r 0.0	0.1	r 0.1	r 0.1	r 0.1
Cabo Verde	624	1.2	r 0.1	r 0.1	r 0.1	r 0.4	r 0.1	0.2	r 0.1	r 0.1	r 0.1
Cameroon	622	4.4	r 0.4	r 1.5	r 1.1	r 1.3	r 0.6	0.8	r 0.3	r 0.6	r 0.4	r 0.1	r 0.2
Central African Rep.	626	0.1	r 0.0
Chad	628	0.1	r 0.1	r 0.7	r 1.7	r 0.4	0.0
Comoros	632	1.1	r 0.0	r 0.0	r 0.1	r 0.2
Congo, Dem. Rep. of	636	7.3	r 0.0	r 0.0	r 7.1	r 0.0	r 0.1	0.9	r 0.2	r 0.2	r 0.2	r 0.1	r 0.3
Congo, Republic of	634	15.2	r 2.6	r 0.3	r 0.3	r 3.0	r 3.3	0.6	r 0.1	r 0.1	r 0.0	r 0.2	r 0.1
Côte d'Ivoire	662	12.3	r 1.5	r 2.0	r 1.7	r 3.6	r 3.9	8.2	r 2.6	r 4.3	r 3.3	r 5.4	r 3.5
Equatorial Guinea	642	0.2	r 0.0	r 0.0	r 0.0	0.0
Eritrea	643	2.0
Ethiopia	644	80.4	r 9.2	r 0.5	r 29.1	r 0.2	r 9.6	1.6	r 0.0	r 0.3	r 0.2	r 0.0	r 0.3
Gabon	646	3.4	r 0.7	r 1.4	r 1.6	r 0.9	r 0.6	0.4	r 0.2	r 0.3	r 0.1	r 0.0
Gambia, The	648	0.7	r 0.0	r 0.0	r 0.0	r 0.0	r 0.0
Ghana	652	7.5	r 0.7	r 1.9	r 1.4	r 3.2	r 1.1	0.1	r 0.0	r 0.0	r 0.0	r 0.1	r 0.0
Guinea	656	1.3	r 0.6	r 0.1	r 5.7	r 0.4	r 6.1	0.5	r 0.1	r 0.4	r 0.1	r 0.2
Guinea-Bissau	654	0.7	r 0.1	r 0.0	r 0.0	r 0.0	r 0.1
Kenya	664	5.5	r 0.7	r 1.7	r 1.0	r 1.6	r 0.9	4.8	r 0.4	r 0.7	r 0.9	r 0.5	r 1.4
Liberia	668	0.4	r 0.3	r 65.5	r 64.8	r 0.5	r 0.8	r 0.1
Madagascar	674	4.0	r 0.2	r 0.8	r 1.5	r 0.6	r 0.3	2.2	r 0.5	r 0.3	r 0.5	r 0.7	r 0.6
Malawi	676	0.0	r 0.0	r 0.0	r 0.0	r 0.0	2.7	r 0.7	r 1.2	r 0.1	r 1.0
Mali	678	3.7	r 0.8	r 0.3	r 0.5	r 0.7	r 0.1	r 0.0	r 0.0	r 0.0
Mauritius	684	1.5	r 0.2	r 0.5	r 0.6	r 1.4	r 0.1	1.5	r 0.5	r 0.0	r 0.6	r 0.0	r 0.0
Mozambique	688	1.3	r 0.0	r 0.0	r 0.0	r 0.1	r 0.1	26.6	r 2.2	r 1.7	r 0.1	r 1.9	r 1.1
Namibia	728	0.2	r 0.0	r 0.0	r 0.0	r 0.0	0.0	r 0.0	r 0.0	r 0.0	r 0.0
Niger	692	0.2	r 0.1	r 0.2	r 0.4	r 0.4	r 0.5	0.0	r 0.0	r 0.0	r 0.0
Nigeria	694	36.0	r 10.0	r 5.0	r 6.2	r 10.9	r 4.5	1.3	r 0.1	r 1.3	r 0.1	r 0.5	r 0.5
Rwanda	714	0.0	r 0.0	r 0.2	r 0.1	r 0.1	0.3	r 0.2	r 0.1	r 0.0	r 0.1
Senegal	722	4.2	r 0.9	r 1.5	r 1.4	r 1.1	r 0.5	r 0.0
Seychelles	718	0.4	r 0.0	r 0.1	r 0.2	r 0.1	r 0.0
Sierra Leone	724	1.1	r 0.2	r 0.5	r 0.3	r 0.4	r 0.3	59.3	r 14.7	r 14.3	r 14.5	r 14.3	r 25.0
South Africa	199	187.9	r 57.2	r 42.9	r 83.9	r 50.2	r 66.0	38.9	r 7.2	r 8.1	r 16.5	r 10.0	r 7.9
Swaziland	734	9.2	r 0.0	r 0.0
Tanzania	738	1.7	r 0.8	r 1.5	r 0.3	r 0.8	r 0.3	8.7	r 3.4	r 2.1	r 3.1	r 1.7	r 1.4
Togo	742	12.6	r 0.3	r 0.2	r 0.1	r 0.1	r 0.2	r 0.0
Uganda	746	2.1	r 0.1	r 0.4	r 0.2	r 0.0	r 0.0	7.5	r 2.3	r 1.9	r 1.6	r 2.5	r 1.4
Zambia	754	0.0	r 0.1	r 0.0	r 0.0	r 0.0	r 0.0	0.0	r 0.1	r 0.1	r 0.1	r 0.0
Zimbabwe	698	1.6	17.2	r 0.6	r 0.7	r 0.2	r 1.6	r 1.2
Africa n.s.	799	0.1	r 0.0	r 0.0	r 0.0
Western Hemisphere	205	619.6	156.3	147.7	170.3	164.8	202.4	551.4	129.2	196.3	139.7	165.2	172.2
Argentina	213	25.3	r 5.0	r 5.6	r 11.1	r 12.6	r 15.1	66.6	r 22.4	r 19.1	r 37.0	r 27.9	r 6.0
Bahamas, The	313	0.1	r 0.0	r 0.0	r 0.0	r 14.3	0.0	r 0.0	r 0.0	r 0.0
Barbados	316	0.0	r 0.0	0.1	r 0.1	r 0.0	r 0.0	r 0.0	r 0.0
Belize	339	0.0	r 0.0	r 0.0	r 0.1	r 4.7	r 0.0
Bolivia	218	0.6	r 0.0	r 1.0	r 0.7	r 0.6	r 0.7	8.7	r 0.0	r 0.0	r 0.0	r 0.0
Brazil	223	220.1	r 55.1	r 50.5	r 54.3	r 44.6	r 56.7	286.2	r 73.5	r 111.7	r 55.7	r 90.2	r 117.1
Chile	228	39.9	r 7.8	r 12.0	r 13.9	r 11.3	r 21.7	4.2	r 1.1	r 0.9	r 1.4	r 0.9	r 2.6
Colombia	233	120.1	r 26.1	r 22.6	r 36.9	r 30.7	r 33.7	14.6	r 3.4	r 2.4	r 2.3	r 3.3	r 2.9
Costa Rica	238	2.1	r 0.3	r 0.4	r 0.2	r 0.2	r 0.2	1.3	r 0.3	r 0.5	r 0.7	r 0.3	r 0.7
Dominican Republic	243	1.7	r 0.3	r 0.7	r 0.3	r 0.2	r 0.1	0.3	r 0.0	r 0.1	r 0.0	r 0.2	r 0.1
Ecuador	248	3.6	r 3.0	r 3.0	r 1.3	r 3.5	r 2.3	3.8	r 1.1	r 1.6	r 1.7	r 0.9	r 2.1
El Salvador	253	0.3	r 0.0	r 0.0	r 0.0	r 0.0	r 0.0	0.0	r 0.0	r 17.2	r 0.0	r 0.0	r 0.0
Greenland	326	0.0	r 0.0	r 0.0	r 0.0	0.4
Guatemala	258	2.4	r 0.3	r 0.5	r 0.7	r 0.7	r 0.4	3.6	r 1.0	r 0.8	r 1.0	r 0.7	r 0.8
Guyana	336	11.4	r 0.0	r 0.0	r 0.0	0.0

Romania (968)

In Millions of U.S. Dollars

		Exports (FOB)						Imports (CIF)					
		2016	2017Q1	2017Q2	2017Q3	2017Q4	2018Q1	2016	2017Q1	2017Q2	2017Q3	2017Q4	2018Q1
Haiti	263	0.0	r 0.1	r 0.0	r 0.0	r 0.0	0.0	r 0.0	r 0.0	r 0.0	r 0.0	r 0.0
Honduras	268	0.0	r 0.0	r 0.1	r 0.1	r 0.0	r 0.1	0.9	r 0.3	r 0.3	r 0.6	r 0.3	r 0.4
Jamaica	343	0.1	r 0.0	r 0.0	r 0.0	r 0.0	r 0.0
Mexico	273	173.0	r 54.3	r 38.0	r 45.1	r 53.9	r 50.2	146.9	r 23.9	r 34.4	r 37.3	r 38.1	r 37.5
Nicaragua	278	0.1	r 0.1	r 0.1	r 0.0	0.2	r 0.0	r 0.0	r 0.0	r 0.1	r 0.0
Panama	283	4.0	r 0.3	r 9.3	r 2.3	r 1.4	r 0.7	0.2	r 0.0	r 0.0	r 0.1	r 0.0
Paraguay	288	0.3	r 0.1	r 0.2	r 0.1	r 0.3	r 0.3	0.4	r 0.0	r 0.0	r 0.1	r 0.1	r 0.1
Peru	293	4.9	r 1.2	r 1.7	r 1.6	r 2.6	r 1.6	1.9	r 0.7	r 0.6	r 0.5	r 0.6	r 0.5
Sint Maarten	352	0.0	r 0.0	r 0.5	0.1	r 0.0	r 0.0	r 0.0
St. Vincent & Grens.	364	0.1	r 0.0	r 0.0	r 0.0
Trinidad and Tobago	369	2.8	r 0.5	r 0.1	r 0.1	r 0.1	r 2.0	0.1	r 0.0	r 0.0	r 0.0
Uruguay	298	4.0	r 1.6	r 1.5	r 1.5	r 1.8	r 1.7	10.6	r 1.3	r 2.0	r 1.2	r 1.4	r 1.1
Venezuela, Rep. Bol.	299	2.6	r 0.2	r 0.5	r 0.0	0.5	r 0.0	r 0.0	r 0.0	r 0.1
Western Hem. n.s.	399	0.1	r 0.0	r 0.0	r 0.0	r 0.0	r 0.0	0.0	r 0.0	r 0.0
Other Countries n.i.e	910	6.1	1.4	0.2	0.1	19.3	12.8	12.6	0.0	0.1	0.0
Cuba	928	6.1	r 1.4	r 0.2	r 0.1	19.3	r 12.8	r 12.6	r 0.0	r 0.1	r 0.0
Special Categories	899	0.0	r 0.0	r 0.5	r 1.6
Countries & Areas n.s.	898	23.6	r 4.3	r 5.7	r 9.3	r 7.4	r 4.4	6.1	r 0.3	r 0.5	r 1.4	r 1.8	r 0.7
Memorandum Items													
Africa	605	1,622.4	406.7	430.3	486.9	415.5	421.4	478.8	105.5	94.0	162.0	124.7	108.0
Middle East	405	2,688.9	575.6	579.4	802.2	625.6	657.4	408.6	55.3	60.2	177.5	120.7	133.2
European Union	998	47,693.9	12,526.7	12,903.8	13,961.6	14,255.7	16,000.9	57,504.1	14,388.4	15,784.7	16,758.3	17,851.1	18,259.3
Export earnings: fuel	080	3,315.6	809.1	802.9	888.5	907.0	863.0	3,663.1	1,068.4	977.4	1,315.8	1,421.0	1,580.4
Export earnings: nonfuel	092	60,218.4	15,659.7	16,168.0	17,559.4	17,964.2	19,918.5	70,897.2	17,848.8	19,873.9	20,745.4	22,228.1	22,646.0

Russian Federation (922)

In Millions of U.S. Dollars

		Exports (FOB)						Imports (CIF)					
		2016	2017Q1	2017Q2	2017Q3	2017Q4	2018Q1	2016	2017Q1	2017Q2	2017Q3	2017Q4	2018Q1
IFS World		281,681.0	82,588.0	83,870.0	84,573.0	101,944.0	101,492.0	210,839.2	48,107.0	58,641.0	63,791.0	67,452.0	57,308.0
World	001	285,534.2	83,592.2	83,972.7	85,470.2	102,710.3	103,173.2	182,267.6	45,284.3	55,784.8	60,863.6	64,165.5	54,820.1
Advanced Economies	110	154,060.7	47,647.6	44,641.0	44,608.5	50,018.6	54,825.6	91,905.8	21,782.5	29,073.2	29,757.4	32,280.2	26,453.5
Euro Area	163	100,752.2	32,314.4	29,074.5	26,811.9	32,490.5	37,996.2	53,390.6	12,579.9	16,653.6	17,748.9	19,315.8	16,021.5
Austria	122	1,052.0	r 346.3	r 251.6	r 351.0	r 707.3	r 946.0	1,834.3	r 411.8	r 567.8	r 557.8	r 640.2	r 564.3
Belgium	124	5,740.0	r 1,868.0	r 1,719.2	r 1,530.4	r 1,681.1	r 2,591.0	2,268.1	r 581.0	r 819.9	r 816.9	r 702.8	r 590.7
Cyprus	423	282.8	r 82.7	r 107.0	r 54.6	r 61.9	r 131.1	51.7	r 3.2	r 1.1	r 1.5	r 2.3	r 2.5
Estonia	939	2,040.9	r 496.5	r 414.1	r 451.1	r 503.8	r 534.0	637.0	r 93.1	r 247.1	r 233.9	r 183.9	r 141.0
Finland	172	6,529.3	r 2,183.4	r 2,204.7	r 2,026.1	r 2,193.5	r 2,895.5	2,478.2	r 627.0	r 893.2	r 1,020.4	r 1,150.1	r 810.0
France	132	4,853.1	r 1,661.8	r 1,337.2	r 1,290.5	r 1,639.1	r 1,654.5	8,519.5	r 1,632.7	r 2,456.4	r 2,479.3	r 2,961.7	r 2,528.4
Germany	134	21,100.7	r 6,909.4	r 5,352.6	r 5,533.4	r 7,573.4	r 8,449.8	19,415.4	r 4,674.6	r 5,934.9	r 6,540.6	r 6,967.8	r 5,950.7
Greece	174	2,665.3	r 941.3	r 928.0	r 837.7	r 754.9	r 894.1	213.1	r 38.6	r 60.7	r 68.4	r 71.8	r 57.6
Ireland	178	317.0	r 96.3	r 76.1	r 96.1	r 123.8	r 149.7	897.4	r 266.0	r 266.7	r 266.3	r 319.5	r 272.7
Italy	136	11,936.6	r 3,209.5	r 3,692.6	r 3,132.3	r 3,797.0	r 3,499.0	7,846.4	r 1,899.7	r 2,448.3	r 2,702.3	r 3,049.9	r 2,371.7
Latvia	941	4,934.8	r 1,691.8	r 1,162.2	r 929.4	r 951.7	r 1,119.8	343.4	r 82.1	r 115.8	r 129.8	r 126.2	r 106.2
Lithuania	946	2,508.9	r 639.3	r 481.0	r 750.8	r 979.6	r 1,161.8	414.2	r 93.3	r 114.5	r 153.4	r 171.0	r 118.1
Luxembourg	137	43.4	r 11.4	r 15.7	r 13.2	r 17.1	r 18.0	138.3	r 26.0	r 37.3	r 44.2	r 51.4	r 42.1
Malta	181	2,200.4	r 754.3	r 614.8	r 646.1	r 463.2	r 1,202.2	29.7	r 6.3	r 5.4	r 6.8	r 7.0	r 10.4
Netherlands	138	29,257.7	r 9,614.6	r 9,180.8	r 7,587.5	r 9,262.5	r 10,732.8	3,010.7	r 755.8	r 1,066.7	r 1,013.5	r 1,058.9	r 840.5
Portugal	182	656.2	r 314.3	r 179.8	r 255.7	r 213.6	r 301.8	395.5	r 102.8	r 106.6	r 142.2	r 124.9	r 132.0
Slovak Republic	936	2,497.0	r 838.2	r 728.8	r 784.8	r 901.8	r 920.9	1,665.5	r 433.6	r 488.3	r 516.4	r 568.6	r 496.1
Slovenia	961	182.0	r 62.6	r 89.0	r 56.5	r 61.8	r 137.9	807.3	r 202.7	r 235.7	r 244.3	r 280.0	r 223.3
Spain	184	1,954.0	r 592.6	r 539.4	r 484.5	r 603.2	r 656.2	2,424.9	r 649.9	r 787.2	r 810.8	r 877.9	r 763.0
Australia	193	63.3	r 19.1	r 17.7	r 19.7	r 64.2	r 26.8	469.5	r 105.4	r 129.1	r 131.4	r 144.3	r 166.1
Canada	156	419.8	r 98.7	r 139.2	r 236.8	r 164.2	r 96.4	719.2	r 275.7	r 319.8	r 202.3	r 189.3	r 169.8
China,P.R.: Hong Kong	532	697.6	r 124.1	r 197.8	r 154.3	r 226.3	r 277.9	167.7	r 50.7	r 53.9	r 52.5	r 66.3	r 74.8
China,P.R.: Macao	546	0.1	r 0.0	r 0.0	4.2	r 0.3	r 0.2	r 0.1	r 0.1	r 0.2
Czech Republic	935	2,692.2	r 903.3	r 1,044.7	r 1,038.7	r 977.4	r 1,002.6	2,766.3	r 654.3	r 826.3	r 896.8	r 1,045.7	r 842.6
Denmark	128	1,400.5	r 680.1	r 478.1	r 686.5	r 1,064.2	r 1,051.7	830.7	r 163.8	r 242.3	r 217.7	r 300.2	r 222.3
Iceland	176	31.1	r 2.4	r 3.7	r 3.3	r 5.0	r 3.1	20.5	r 3.9	r 6.6	r 5.2	r 7.6	r 5.1
Israel	436	1,470.2	r 371.9	r 415.6	r 468.7	r 420.5	r 484.7	719.7	r 194.8	r 251.0	r 163.4	r 213.7	r 227.4
Japan	158	9,380.6	r 2,247.6	r 2,658.2	r 2,957.8	r 2,760.4	r 2,562.8	6,680.4	r 1,664.1	r 1,877.2	r 2,074.1	r 2,146.2	r 1,898.3
Korea, Republic of	542	10,027.2	r 3,055.3	r 3,243.8	r 3,352.8	r 2,782.8	r 2,671.9	5,117.3	r 1,301.9	r 2,197.8	r 1,913.4	r 1,513.3	r 1,472.3
New Zealand	196	77.7	r 1.9	r 40.7	r 38.2	r 2.1	r 2.1	150.1	r 64.3	r 63.6	r 50.6	r 38.2	r 32.4
Norway	142	731.9	r 133.6	r 154.4	r 220.7	r 265.6	r 220.5	664.9	r 51.4	r 266.5	r 194.5	r 136.0	r 71.0
San Marino	135	0.0	r 0.0	r 0.0	r 0.0	r 0.1	1.1	r 1.3	r 2.0	r 2.0	r 2.0	r 1.3
Singapore	576	1,796.5	r 1,084.3	r 841.2	r 672.2	r 692.5	r 697.9	496.0	r 122.6	r 210.9	r 177.7	r 646.8	r 118.8
Sweden	144	2,224.4	r 613.1	r 307.4	r 510.5	r 502.9	r 885.5	1,667.8	r 407.1	r 575.2	r 510.1	r 618.1	r 507.9
Switzerland	146	3,168.3	r 884.9	r 554.0	r 1,195.9	r 1,272.6	r 794.6	1,951.5	r 433.7	r 496.2	r 652.3	r 631.6	r 594.9
Taiwan Prov.of China	528	2,706.2	r 882.5	r 869.6	r 713.4	r 929.9	r 1,141.8	1,610.1	r 365.5	r 477.2	r 538.5	r 544.4	r 464.3
United Kingdom	112	6,952.5	r 1,910.8	r 2,020.7	r 2,593.8	r 2,252.2	r 2,406.2	3,431.2	r 872.0	r 1,001.4	r 1,023.3	r 1,151.1	r 981.6
United States	111	9,468.6	r 2,319.5	r 2,579.7	r 2,933.3	r 3,145.4	r 2,502.9	11,047.0	r 2,470.0	r 3,422.3	r 3,202.4	r 3,569.3	r 2,580.8
Emerg. & Dev. Economies	200	131,145.5	35,804.7	39,198.2	40,752.5	52,605.3	48,081.1	90,314.8	23,494.8	26,705.2	31,084.8	31,880.6	28,357.8
Emerg. & Dev. Asia	505	38,950.4	11,294.0	11,976.3	12,057.4	16,452.5	15,229.9	48,998.1	12,394.2	13,902.3	18,044.3	17,507.6	15,137.5
American Samoa	859	r 0.4	r 0.1	0.0	r 0.0	r 0.0	r 0.0
Bangladesh	513	767.3	r 136.8	r 85.3	r 246.4	r 294.4	r 77.8	673.9	r 229.5	r 222.6	r 232.5	r 197.3	r 245.8
Brunei Darussalam	516	0.1	r 0.0	r 0.0	r 0.0	r 0.1	r 0.1	0.0	r 0.0	r 0.0	r 0.0	r 0.0
Cambodia	522	7.8	r 1.0	r 1.1	r 1.7	r 1.5	r 0.3	136.3	r 34.2	r 33.0	r 51.3	r 42.9	r 45.8
China,P.R.: Mainland	924	28,019.9	r 8,950.9	r 9,235.2	r 8,686.3	r 12,060.1	r 12,266.4	38,097.7	r 9,501.3	r 10,692.6	r 14,505.8	r 13,307.5	r 11,872.0
Fiji	819	1.2	r 1.0	0.1	r 0.0	r 0.0	r 0.0	r 0.0	r 0.0
F.T. New Caledonia	839	3.2	r 0.1	r 0.1	r 0.1	r 0.0	r 0.0	0.0	r 0.0	r 0.0	r 0.0
India	534	5,311.3	r 1,284.7	r 1,429.2	r 1,721.9	r 2,020.8	r 1,537.2	2,397.9	r 671.7	r 783.1	r 713.0	r 737.8	r 749.9
Indonesia	536	403.2	r 160.3	r 161.2	r 168.3	r 304.4	r 141.4	2,211.9	r 516.4	r 455.6	r 613.2	r 898.9	r 434.7
Lao People's Dem.Rep	544	13.1	r 1.2	r 2.4	r 5.7	r 2.2	r 1.7	27.8	r 0.4	r 0.3	r 0.9	r 3.6	r 2.3
Malaysia	548	972.0	r 89.2	r 197.1	r 190.2	r 125.2	r 304.1	1,204.6	r 301.7	r 334.2	r 392.9	r 516.6	r 383.7
Maldives	556	0.5	r 0.1	r 0.1	r 0.2	r 0.1	r 0.5	0.0	r 0.0	r 0.0	r 0.0
Marshall Islands	867	0.1	r 0.1	r 0.2	r 0.0	r 0.0	r 0.0
Mongolia	948	895.7	r 222.7	r 322.5	r 332.2	r 449.5	r 287.4	35.9	r 8.0	r 8.1	r 11.3	r 13.8	r 8.6
Myanmar	518	239.0	r 6.9	r 105.9	r 9.1	r 45.5	r 12.7	19.2	r 10.3	r 7.5	r 16.5	r 15.0	r 17.6
Nepal	558	3.7	r 5.1	r 0.3	r 2.0	r 4.1	r 1.1	0.7	r 0.2	r 0.4	r 0.3	r 0.7	r 0.5

Russian Federation (922)

In Millions of U.S. Dollars

		Exports (FOB)						Imports (CIF)					
		2016	2017Q1	2017Q2	2017Q3	2017Q4	2018Q1	2016	2017Q1	2017Q2	2017Q3	2017Q4	2018Q1
Papua New Guinea	853	32.3	r 0.4	r 0.1	r 0.1	r 0.4	r 0.0	3.0	r 1.0	r 0.9	r 2.0	r 1.3	r 0.8
Philippines	566	146.5	r 19.1	r 30.3	r 32.3	r 114.5	r 75.9	294.1	r 76.4	r 94.3	r 113.5	r 121.9	r 88.7
Samoa	862	r 0.4	r 0.0
Solomon Islands	813	0.1	r 0.0	r 0.0
Sri Lanka	524	80.7	r 22.9	r 10.7	r 25.4	r 25.9	r 28.3	282.1	r 66.3	r 82.5	r 79.4	r 85.4	r 70.5
Thailand	578	616.9	r 81.7	r 132.9	r 98.2	r 207.8	r 157.5	1,146.4	r 301.0	r 380.4	r 429.9	r 605.3	r 400.7
Vanuatu	846	r 134.9	0.0	r 0.0	r 0.0	r 0.0	r 0.0	r 0.0
Vietnam	582	1,373.1	r 309.7	r 261.5	r 401.8	r 793.4	r 324.5	2,466.1	r 675.8	r 806.7	r 881.8	r 959.5	r 812.6
Asia n.s.	598	62.9	r 0.0	r 0.1	r 0.0	r 2.2	r 13.0	0.1	r 0.0	r 0.1	r 0.0	r 0.0	r 3.5
Europe	170	69,620.2	19,783.2	21,259.2	21,343.4	25,812.7	26,324.5	30,909.1	8,437.0	9,635.6	10,157.3	11,082.2	10,121.8
Emerg. & Dev. Europe	903	31,409.2	9,486.1	9,352.9	9,552.3	11,617.7	13,369.1	11,058.1	2,995.3	3,397.4	3,772.0	4,332.8	3,667.8
Albania	914	57.9	r 11.9	r 14.3	r 14.0	r 32.3	r 15.8	10.9	r 3.9	r 2.7	r 5.3	r 3.5	r 4.9
Bosnia and Herzegovina	963	57.9	r 19.5	r 10.6	r 14.9	r 27.8	r 26.1	76.1	r 27.1	r 23.8	r 29.6	r 40.4	r 18.3
Bulgaria	918	2,313.0	r 837.5	r 690.2	r 616.1	r 756.6	r 759.5	480.4	r 118.6	r 128.8	r 147.2	r 152.5	r 122.3
Croatia	960	576.8	r 210.2	r 262.7	r 116.5	r 208.7	r 272.1	231.8	r 70.7	r 53.0	r 72.7	r 66.6	r 48.9
Faroe Islands	816	44.0	r 1.6	r 4.6	r 4.0	r 4.0	r 4.3	280.3	r 104.8	r 62.8	r 53.0	r 149.0	r 101.2
Gibraltar	823	220.9	r 61.6	r 124.0	r 81.6	r 290.5	r 57.3	0.0	r 0.0	r 0.0	r 0.0	r 0.0
Hungary	944	2,650.0	r 731.0	r 832.7	r 876.0	r 845.6	r 987.6	1,659.0	r 499.3	r 504.4	r 507.0	r 577.3	r 512.3
Macedonia, FYR	962	52.6	r 26.9	r 5.7	r 2.6	r 10.4	r 22.0	81.9	r 16.7	r 24.5	r 19.6	r 26.3	r 12.1
Montenegro	943	16.3	r 4.1	r 1.8	r 2.3	r 2.4	r 1.4	5.2	r 1.6	r 1.2	r 1.7	r 1.3	r 5.1
Poland	964	9,132.7	r 2,793.0	r 2,666.7	r 2,581.5	r 3,475.1	r 4,006.8	3,957.6	r 935.2	r 1,185.7	r 1,387.0	r 1,391.5	r 1,145.5
Romania	968	1,845.6	r 606.8	r 530.4	r 521.9	r 608.6	r 857.4	1,232.1	r 370.1	r 367.2	r 406.5	r 473.9	r 407.1
Serbia, Republic of	942	769.0	r 214.4	r 192.4	r 248.1	r 271.3	r 266.2	886.8	r 246.4	r 278.8	r 307.8	r 279.4	r 288.0
Turkey	186	13,672.5	r 3,967.5	r 4,016.8	r 4,472.8	r 5,084.3	r 6,092.5	2,156.2	r 601.0	r 764.5	r 834.6	r 1,171.0	r 1,002.0
CIS	901	38,208.7	10,296.3	11,903.1	11,790.3	14,193.4	12,955.4	19,655.9	5,396.9	6,139.8	6,224.7	6,603.4	6,368.8
Armenia	911	959.1	r 260.8	r 262.5	r 277.5	r 419.6	r 366.2	381.8	r 101.6	r 101.6	r 130.6	r 160.4	r 151.7
Azerbaijan, Rep. of	912	1,507.5	r 319.5	r 719.5	r 381.0	r 517.2	r 383.5	446.2	r 112.4	r 243.4	r 110.3	r 225.1	r 126.1
Belarus	913	14,106.7	r 4,003.2	r 4,415.5	r 4,483.3	r 5,228.6	r 5,149.7	9,486.7	r 2,576.6	r 2,871.4	r 2,960.2	r 2,895.5	r 3,042.8
Georgia	915	840.0	r 179.3	r 232.6	r 243.1	r 310.9	r 302.6	256.6	r 94.9	r 108.6	r 100.2	r 142.8	r 88.3
Kazakhstan	916	9,451.0	r 2,686.5	r 2,977.1	r 3,084.4	r 3,323.9	r 3,096.4	3,627.2	r 1,203.4	r 1,219.8	r 1,187.1	r 1,244.4	r 1,264.7
Kyrgyz Republic	917	1,028.2	r 300.3	r 333.5	r 367.9	r 376.7	r 288.6	176.2	r 30.9	r 38.9	r 54.1	r 66.2	r 51.4
Moldova	921	912.1	r 232.0	r 147.1	r 191.9	r 293.8	r 322.2	248.7	r 76.8	r 66.8	r 86.9	r 122.1	r 87.6
Tajikistan	923	661.5	r 171.8	r 193.7	r 160.6	r 171.4	r 194.9	26.4	r 3.2	r 2.0	r 4.1	r 15.9	r 12.3
Turkmenistan	925	570.6	r 79.0	r 81.1	r 69.7	r 114.4	r 48.8	331.2	r 18.9	r 24.1	r 20.1	r 21.2	r 26.8
Ukraine	926	6,207.1	r 1,603.1	r 1,942.0	r 1,893.7	r 2,506.8	r 2,094.0	3,915.6	r 982.2	r 1,183.3	r 1,306.8	r 1,424.6	r 1,278.2
Uzbekistan	927	1,965.1	r 460.8	r 598.4	r 637.2	r 930.3	r 708.6	759.2	r 196.2	r 279.8	r 264.3	r 285.1	r 238.9
Europe n.s.	884	2.4	r 0.7	r 3.2	r 0.7	r 1.6	195.1	r 44.8	r 98.4	r 160.6	r 145.9	r 85.2
Mid East, N Africa, Pak	440	15,345.8	3,114.5	4,039.0	5,188.5	8,007.9	4,499.7	2,149.1	710.4	611.3	354.0	609.0	884.5
Afghanistan, I.R. of	512	184.0	r 74.2	r 66.1	r 34.4	r 30.6	r 30.3	6.3	r 0.2	r 0.5	r 0.6	r 1.6	r 0.9
Algeria	612	3,966.3	r 544.8	r 836.3	r 1,510.8	r 1,733.2	r 685.4	8.2	r 3.2	r 2.7	r 0.9	r 2.1	r 3.1
Bahrain, Kingdom of	419	47.3	r 0.3	r 2.5	r 0.6	r 1.7	r 4.7	6.5	r 1.5	r 1.4	r 1.4	r 1.0	r 0.9
Djibouti	611	56.4	r 0.7	r 8.0	r 0.3	r 8.1	r 1.5	0.0
Egypt	469	3,781.0	r 810.7	r 1,167.5	r 1,605.6	r 2,631.0	r 1,472.1	373.7	r 139.2	r 221.3	r 59.3	r 83.0	r 193.8
Iran, I.R. of	429	1,880.9	r 274.5	r 234.0	r 389.2	r 418.0	r 296.5	302.8	r 128.8	r 103.9	r 40.5	r 119.7	r 178.8
Iraq	433	917.0	r 53.0	r 119.4	r 67.5	r 1,162.0	r 37.6	0.0	r 0.0	r 0.0	r 0.0
Jordan	439	156.6	r 23.7	r 25.4	r 30.2	r 54.7	r 93.7	17.9	r 4.3	r 7.8	r 5.4	r 5.5	r 7.3
Kuwait	443	480.0	r 159.4	r 157.6	r 194.9	r 195.7	r 206.6	0.1	r 0.0	r 0.0	r 0.3	r 0.0
Lebanon	446	527.2	r 167.5	r 154.8	r 135.2	r 166.8	r 115.5	11.0	r 1.6	r 2.3	r 2.5	r 2.4	r 2.1
Libya	672	73.7	r 40.4	r 44.7	r 25.4	r 24.8	r 36.9	0.0	r 0.0
Mauritania	682	24.0	r 0.2	r 1.3	r 5.2	r 7.9	r 1.9	10.6	r 1.5	r 1.7	r 5.0	r 3.6	r 1.5
Morocco	686	724.2	r 185.9	r 181.2	r 186.5	r 341.3	r 319.9	567.0	r 208.3	r 90.7	r 66.2	r 200.9	r 205.5
Oman	449	118.4	r 17.1	r 23.6	r 24.5	r 46.9	r 24.8	2.5	r 1.1	r 0.4	r 0.9	r 0.8	r 0.8
Pakistan	564	134.1	r 49.3	r 72.3	r 51.8	r 89.8	r 211.1	272.0	r 106.0	r 55.0	r 61.5	r 57.2	r 115.6
Qatar	453	24.5	r 2.2	r 10.8	r 16.5	r 20.3	r 12.0	34.5	r 6.2	r 4.0	r 7.5	r 5.9	r 7.7
Saudi Arabia	456	350.9	r 86.6	r 166.9	r 304.0	r 213.3	r 146.7	140.9	r 37.7	r 41.1	r 30.3	r 35.3	r 62.1
Somalia	726	0.9	r 0.1	r 0.6	r 0.1	r 0.2	r 4.4	0.1	r 0.0	r 0.0	r 0.0	r 0.0	r 0.3
Sudan	732	231.6	r 74.2	r 120.8	r 93.6	r 149.3	r 116.8	0.3	r 0.1	r 0.4	r 0.2	r 0.1	r 0.9
Syrian Arab Republic	463	182.3	r 64.5	r 115.0	r 56.8	r 43.5	r 47.2	11.0	r 1.1	r 0.4	r 0.8	r 0.6	r 2.6
Tunisia	744	355.8	r 121.6	r 69.6	r 104.5	r 78.5	r 120.4	110.3	r 37.7	r 29.0	r 38.0	r 30.9	r 41.8
United Arab Emirates	466	971.0	r 265.3	r 392.7	r 297.8	r 503.0	r 447.6	272.6	r 31.6	r 48.5	r 32.5	r 58.2	r 58.9

Russian Federation (922)

In Millions of U.S. Dollars

		Exports (FOB)						Imports (CIF)					
		2016	2017Q1	2017Q2	2017Q3	2017Q4	2018Q1	2016	2017Q1	2017Q2	2017Q3	2017Q4	2018Q1
West Bank and Gaza	487	1.7	r 1.8	r 0.2	r 0.1	r 0.5	r 2.0	0.6	r 0.1	r 0.1	r 0.0	r 0.2	r 0.0
Yemen, Republic of	474	156.0	r 96.5	r 67.8	r 53.0	r 86.8	r 64.1	0.2	r 0.0	r 0.0	r 0.0	r 0.0	r 0.0
Sub-Saharan Africa	603	2,202.3	390.0	429.2	652.0	615.3	411.1	1,288.6	305.1	358.1	394.5	347.5	317.1
Angola	614	567.7	r 27.3	r 37.2	r 26.3	r 28.9	r 5.9	0.0	r 0.0	r 0.0	r 0.0	r 0.0
Benin	638	1.7	r 1.6	r 7.2	r 0.2	r 1.0	r 0.2	0.0	r 0.0	r 0.0	r 0.0	r 0.0
Botswana	616	21.2	r 5.5	r 4.6	r 4.4	r 3.7	r 4.8	0.0	r 0.0	r 0.5	r 0.0	r 0.0
Burkina Faso	748	6.4	r 0.9	r 5.0	r 6.0	r 5.6	r 8.8	0.1	r 0.0	r 0.0	r 0.0	r 0.1	r 0.1
Burundi	618	6.3	r 0.8	r 2.4	r 0.8	r 1.6	r 3.2	1.2	r 0.4	r 0.1	r 0.3	r 0.5	r 0.3
Cameroon	622	46.7	r 11.0	r 17.4	r 20.3	r 13.9	r 18.7	3.8	r 0.9	r 0.5	r 1.8	r 0.9	r 0.9
Central African Rep.	626	0.9	0.0
Chad	628	0.4	r 0.5	r 1.0	r 0.5	r 0.5	0.0	r 0.0	r 0.0	r 0.0	r 0.0
Comoros	632	0.7	r 0.2	r 0.5	r 0.0	r 0.1	r 0.1
Congo, Dem. Rep. of	636	22.0	r 1.5	r 4.0	r 8.0	r 4.9	r 3.4	0.2	r 0.0	r 0.1	r 0.1	r 0.0	r 0.1
Congo, Republic of	634	8.0	r 0.1	r 3.6	r 9.0	r 9.9	r 6.4	0.2	r 0.1	r 0.0	r 0.0	r 0.1	r 0.1
Côte d'Ivoire	662	67.9	r 19.1	r 12.9	r 12.9	r 9.6	r 7.7	235.4	r 44.1	r 35.6	r 49.4	r 51.4	r 39.0
Equatorial Guinea	642	1.1	r 0.4	r 0.0	r 0.0	r 0.0	r 0.0
Eritrea	643	r 0.3	r 2.5	0.0	r 0.0	r 0.0
Ethiopia	644	194.5	r 22.9	r 1.1	r 9.2	r 28.2	r 20.4	20.6	r 4.8	r 6.7	r 7.4	r 8.8	r 7.0
Gabon	646	0.8	r 0.2	r 0.1	r 0.2	r 0.5	r 0.1	28.3	r 1.4	r 0.0	r 20.8	r 24.5	r 17.7
Gambia, The	648	3.0	r 0.0	r 0.1	r 0.1	r 0.0	r 0.1	0.0	r 0.0	r 0.0	r 0.0	r 0.0	r 0.0
Ghana	652	199.9	r 56.0	r 24.9	r 29.8	r 24.3	r 24.6	57.3	r 15.8	r 18.1	r 19.3	r 22.5	r 22.2
Guinea	656	9.8	r 1.8	r 6.2	r 3.0	r 7.0	r 12.2	1.0	r 0.0	r 0.0	r 0.0	r 0.0	r 0.0
Guinea-Bissau	654	0.1	r 0.0	r 0.0	r 0.0	0.0	r 0.0	r 0.0	r 0.0	r 0.0
Kenya	664	130.1	r 40.2	r 41.8	r 69.8	r 51.7	r 16.2	137.5	r 38.0	r 36.5	r 32.9	r 29.6	r 36.7
Liberia	668	1.1	r 0.1	r 0.1	r 0.1	r 0.1	r 0.4	0.2	r 0.8	r 3.2	r 0.2	r 0.6	r 3.5
Madagascar	674	1.7	r 0.2	r 0.8	r 0.8	r 0.4	r 1.1	11.0	r 1.8	r 1.5	r 3.0	r 2.1	r 4.6
Malawi	676	9.9	r 0.0	r 5.5	r 0.9	r 3.5	r 1.3	66.1	r 20.0	r 15.9	r 14.5	r 15.0	r 18.1
Mali	678	17.0	r 4.5	r 2.2	r 60.4	r 26.9	r 18.5	0.7	r 0.0	r 6.3	r 0.0	r 0.0	r 0.0
Mauritius	684	6.2	r 1.5	r 2.0	r 0.7	r 0.4	r 0.2	7.2	r 1.9	r 1.2	r 2.1	r 1.6	r 1.8
Mozambique	688	41.2	r 5.7	r 9.1	r 24.9	r 31.2	r 7.2	33.9	r 6.4	r 6.2	r 4.2	r 4.5	r 5.6
Namibia	728	23.1	r 0.2	r 0.3	r 0.2	r 0.8	r 1.6	1.0	r 0.3	r 0.0	r 0.0	r 0.2	r 0.4
Niger	692	0.2	r 0.5	r 0.3	r 0.2	r 0.5	r 0.0	0.0	r 0.0	r 0.0	r 0.0	r 0.9	r 0.4
Nigeria	694	379.9	r 64.4	r 82.1	r 118.2	r 121.3	r 67.9	14.6	r 20.7	r 6.1	r 8.5	r 9.7	r 4.5
Rwanda	714	12.2	r 3.0	r 6.3	r 5.5	r 5.6	r 7.7	2.6	r 0.5	r 0.7	r 0.5	r 0.6	r 0.7
Senegal	722	76.9	r 42.3	r 49.7	r 76.3	r 86.1	r 90.1	5.7	r 4.6	r 2.2	r 0.0	r 0.1	r 3.3
Seychelles	718	5.6	r 1.0	r 2.3	r 1.9	r 2.6	r 1.0	1.4	r 0.1	r 1.0	r 0.7	r 0.1	r 0.1
Sierra Leone	724	2.2	r 0.4	r 0.3	r 0.2	r 0.6	r 0.1	0.4	r 0.0	r 0.1	r 0.2	r 0.0	r 0.1
South Africa	199	196.6	r 17.2	r 49.4	r 87.2	r 51.0	r 27.9	521.0	r 114.2	r 169.1	r 195.7	r 148.9	r 132.0
South Sudan, Rep. of	733	0.1	r 0.3	r 0.2	r 0.3	r 0.2	r 0.2	r 0.0	r 0.0	r 0.0	r 0.0
Swaziland	734	1.1	r 0.0	r 0.1	r 0.2	r 0.2	r 0.0
Tanzania	738	79.2	r 24.0	r 29.8	r 51.8	r 44.2	r 40.9	48.5	r 10.7	r 17.4	r 14.7	r 5.4	r 2.9
Togo	742	23.2	r 31.9	r 3.2	r 2.9	r 18.6	r 3.1	0.0	r 0.0	r 0.0	r 0.0
Uganda	746	28.3	r 3.2	r 16.4	r 17.2	r 26.4	r 5.9	14.8	r 2.9	r 9.7	r 3.8	r 4.0	r 2.7
Zambia	754	0.6	r 0.1	r 0.0	r 0.2	r 0.0	r 3.2	13.3	r 1.6	r 4.9	r 2.5	r 2.2	r 0.4
Zimbabwe	698	8.6	r 0.1	r 0.2	r 1.1	r 1.0	r 0.0	58.4	r 12.6	r 14.3	r 11.0	r 12.8	r 11.6
Africa n.s.	799	0.0	r 0.0	0.1	r 0.0	r 0.0	r 0.0	r 0.0	r 0.1
Western Hemisphere	205	5,026.7	1,223.0	1,494.5	1,511.3	1,716.8	1,615.9	6,969.9	1,648.3	2,197.9	2,134.7	2,334.4	1,896.8
Argentina	213	163.0	r 30.7	r 94.0	r 70.9	r 15.8	r 29.6	684.2	r 126.2	r 215.2	r 190.5	r 147.3	r 134.7
Aruba	314	21.6	r 0.0	r 3.5	r 0.0	r 0.0
Bahamas, The	313	0.4	r 0.4	r 0.8	r 1.1	r 2.1	r 35.5	0.3	r 0.1	r 0.1	r 0.1	r 0.1	r 0.1
Barbados	316	0.0	0.2	r 0.1	r 0.2	r 0.1	r 0.3	r 0.0
Belize	339	1.6	r 0.0	r 0.5	r 0.0	r 0.8	r 0.5	0.0	r 0.0	r 0.0	r 0.0	r 0.0
Bermuda	319	0.0	r 0.0	r 2.0	r 2.0	r 0.0	0.1	r 0.1	r 0.0	r 0.0	r 0.1	r 0.0
Bolivia	218	2.4	r 0.9	r 0.6	r 1.9	r 1.4	r 0.4	6.3	r 2.8	r 2.4	r 3.1	r 3.8	r 2.2
Brazil	223	1,784.8	r 387.6	r 561.9	r 466.1	r 618.4	r 494.7	2,524.0	r 639.9	r 816.2	r 867.5	r 862.7	r 586.5
Chile	228	43.5	r 17.9	r 18.6	r 16.9	r 25.7	r 23.1	598.4	r 150.9	r 228.0	r 177.4	r 273.1	r 224.5
Colombia	233	200.0	r 104.6	r 55.9	r 210.7	r 55.5	r 58.2	102.6	r 25.6	r 33.5	r 31.5	r 24.1	r 21.9
Costa Rica	238	31.1	r 4.7	r 14.4	r 3.4	r 7.9	r 15.7	75.7	r 20.0	r 24.8	r 18.8	r 47.1	r 20.8
Dominica	321	0.4	r 0.0	r 0.0	r 0.3	r 0.6	0.0	r 0.0	r 0.0	r 0.0	r 0.0	r 0.0
Dominican Republic	243	28.8	r 14.8	r 7.8	r 4.6	r 4.8	r 40.6	14.9	r 3.2	r 5.1	r 5.6	r 6.3	r 6.0

Russian Federation (922)

In Millions of U.S. Dollars

		Exports (FOB)						Imports (CIF)					
		2016	2017Q1	2017Q2	2017Q3	2017Q4	2018Q1	2016	2017Q1	2017Q2	2017Q3	2017Q4	2018Q1
Ecuador	248	188.6	r 51.4	r 46.9	r 65.3	r 55.6	r 55.6	1,211.4	r 349.0	r 349.1	r 276.4	r 325.3	r 362.7
El Salvador	253	6.9	r 1.0	r 2.1	r 9.6	r 2.8	r 2.3	1.4	r 0.5	r 0.6	r 1.1	r 1.0	r 1.2
Falkland Islands	323	0.0	r 1.8	0.0	r 0.7	r 0.3
Greenland	326	0.0	r 0.0	75.2	r 18.0	r 14.8	r 35.4	r 27.4	r 26.1
Grenada	328	r 0.2	0.0	r 0.0	r 0.0	r 0.0	r 0.0
Guatemala	258	37.3	r 10.7	r 18.4	r 12.4	r 5.3	r 16.4	16.3	r 3.2	r 3.6	r 5.0	r 12.3	r 5.0
Guyana	336	0.7	r 0.3	r 0.4	r 0.3	r 0.2	r 0.2	2.4	r 0.1	r 0.1	r 0.0	r 0.1	r 0.0
Haiti	263	5.3	r 0.1	r 0.2	r 0.5	r 6.8	r 0.6	0.2	r 0.0	r 0.1	r 0.0	r 0.1	r 0.1
Honduras	268	20.1	r 1.0	r 15.8	r 5.2	r 4.6	r 2.0	13.4	r 5.9	r 5.9	r 5.0	r 4.0	r 4.8
Jamaica	343	1.1	r 0.0	r 3.9	r 0.0	r 0.0	r 0.7	85.8	r 11.5	r 18.4	r 17.2	r 25.3	r 27.6
Mexico	273	1,049.9	r 321.2	r 388.3	r 369.5	r 447.4	r 453.8	644.4	r 152.9	r 244.0	r 290.4	r 267.9	r 202.1
Netherlands Antilles	353	34.3	r 13.1	r 12.3
Nicaragua	278	25.4	r 7.7	r 8.2	r 9.8	r 7.9	r 1.0	9.0	r 1.7	r 4.2	r 7.2	r 3.1	r 5.2
Panama	283	12.3	r 7.7	r 3.1	r 3.7	r 3.8	r 8.2	1.9	r 5.2	r 0.2	r 0.4	r 0.6	r 0.5
Paraguay	288	11.4	r 2.8	r 13.0	r 3.4	r 5.2	r 2.6	696.8	r 76.2	r 163.7	r 145.1	r 240.3	r 189.3
Peru	293	209.8	r 61.3	r 63.4	r 74.7	r 63.3	r 67.8	93.6	r 27.2	r 35.4	r 25.8	r 24.2	r 38.4
St. Kitts and Nevis	361	r 0.2	r 0.0	r 0.0	r 0.0	0.0	r 0.0	r 0.0
St. Lucia	362	0.0	r 31.0	r 0.0	0.1	r 0.0
St. Vincent & Grens.	364	0.6	r 0.0	0.0	r 0.0
Suriname	366	1.7	r 0.8	r 0.5	r 0.9	r 0.8	0.1	r 0.0	r 0.0	r 0.0	r 0.0	r 0.0
Trinidad and Tobago	369	728.5	r 165.5	r 118.6	r 127.1	r 318.1	r 269.0	0.3	r 0.1	r 0.2	r 0.2	r 0.3	r 0.1
Uruguay	298	32.5	r 4.2	r 14.6	r 2.7	r 9.0	r 2.6	109.1	r 27.7	r 31.2	r 30.5	r 36.7	r 36.6
Venezuela, Rep. Bol.	299	334.3	r 13.5	r 2.7	r 24.3	r 27.0	r 21.6	1.8	r 0.1	r 0.1	r 0.2	r 0.3	r 0.3
Western Hem. n.s.	399	48.5	r 10.3	r 5.6	r 11.6	r 12.0	r 11.8	0.0	r 0.0	r 0.2	r 0.0	r 0.3	r 0.0
Other Countries n.i.e	910	281.6	125.2	101.4	69.1	55.2	78.2	43.3	6.6	4.3	3.7	3.1	2.8
Cuba	928	213.6	r 93.8	r 73.5	r 57.4	r 51.9	r 73.6	34.5	r 6.1	r 2.8	r 2.2	r 2.4	r 2.2
Korea, Dem. People's Rep.	954	68.0	r 31.4	r 27.9	r 11.7	r 3.3	r 4.7	8.8	r 0.4	r 1.4	r 1.4	r 0.7	r 0.6
Countries & Areas n.s.	898	46.4	r 14.7	r 32.1	r 40.2	r 31.3	r 188.2	3.6	r 0.4	r 2.1	r 17.7	r 1.7	r 6.0
Memorandum Items													
Africa	605	7,561.4	1,317.4	1,646.9	2,552.7	2,933.7	1,661.3	1,985.1	555.9	482.7	504.8	585.0	570.1
Middle East	405	9,668.4	2,063.4	2,682.8	3,201.3	5,569.0	3,008.0	1,174.3	353.2	431.2	181.5	312.6	514.9
European Union	998	130,539.9	41,600.1	37,908.0	36,353.4	43,181.8	50,225.7	69,647.5	16,671.0	21,537.9	22,917.3	25,092.6	20,812.1
Export earnings: fuel	080	22,926.8	5,053.8	6,182.3	7,003.6	8,980.0	5,977.3	6,538.3	1,944.6	2,080.9	1,772.8	2,101.8	2,139.2
Export earnings: nonfuel	092	262,607.4	78,538.5	77,790.3	78,466.6	93,730.3	97,195.8	175,729.3	43,339.7	53,703.9	59,090.8	62,063.7	52,680.9

Rwanda (714)

In Millions of U.S. Dollars

		Exports (FOB)						Imports (CIF)					
		2016	2017Q1	2017Q2	2017Q3	2017Q4	2018Q1	2016	2017Q1	2017Q2	2017Q3	2017Q4	2018Q1
IFS World		610.9	155.0	191.8	224.0	235.3	2,605.0	635.8	660.3	855.7	724.2
World	001	419.0	104.1	143.4	170.6	242.5	281.1	1,795.0	409.2	439.8	483.0	450.1	376.9
Advanced Economies	110	142.6	33.6	36.5	63.2	67.9	58.4	406.5	80.2	108.1	95.7	101.8	89.3
Euro Area	163	25.9	6.0	10.7	13.1	13.3	12.2	199.4	38.0	47.3	49.6	50.6	41.2
Austria	122	1.8	r 0.2	r 0.2	r 0.4	r 0.4	r 1.3	1.6	r 1.1	r 0.1	r 0.6	r 0.1	r 0.0
Belgium	124	13.3	r 3.0	r 4.6	r 5.8	r 7.0	r 6.3	43.7	r 8.1	r 10.6	r 11.1	r 9.1	r 7.5
Cyprus	423	0.0	0.3	r 0.0	r 0.4	r 0.1	r 0.0	r 0.1
Estonia	939	r 0.0	r 0.0	r 0.1	0.7	r 0.0	r 0.0	r 0.1	r 0.0
Finland	172	2.1	r 0.0	r 0.0	r 2.0	r 0.7	5.8	r 2.7	r 0.7	r 5.3	r 2.0	r 1.1
France	132	0.8	r 0.2	r 0.3	r 0.2	r 0.5	r 0.9	24.1	r 4.0	r 5.9	r 5.5	r 7.5	r 7.8
Germany	134	1.9	r 1.6	r 3.5	r 0.6	r 0.5	r 0.4	67.8	r 11.4	r 14.2	r 13.1	r 11.3	r 6.8
Greece	174	0.0	r 0.0	r 0.1	0.1	r 0.1	r 0.0	r 0.4	r 0.1	r 0.2
Ireland	178	0.0	r 0.0	r 0.0	r 0.0	2.2	r 0.3	r 5.3	r 1.2	r 0.3	r 0.2
Italy	136	2.7	r 0.0	r 0.2	r 1.3	r 0.1	20.8	r 4.2	r 3.5	r 5.3	r 5.0	r 3.9
Latvia	941	1.7	r 0.0	r 0.0	r 0.0	r 0.6	r 1.5
Lithuania	946	0.0	r 0.0	2.2	r 0.0	r 0.0	r 0.5	r 1.9	r 0.0
Luxembourg	137	2.2	r 0.3	r 1.2	r 2.1	r 2.9	r 2.7	0.5	r 0.1	r 0.2	r 0.0	r 0.1	r 0.1
Malta	181	0.2	r 0.0	r 0.6	r 0.2
Netherlands	138	0.8	r 0.6	r 0.6	r 0.8	r 0.9	r 0.5	21.2	r 4.9	r 4.8	r 4.2	r 9.2	r 8.9
Portugal	182	0.0	r 0.1	r 0.0	r 0.0	r 0.0	r 0.0	3.2	r 0.2	r 0.5	r 0.9	r 1.5	r 0.4
Slovak Republic	936	0.0	0.0	r 0.2	r 0.0	r 0.0	r 0.1	r 0.1
Slovenia	961	0.0	r 0.0	0.2	r 0.0	r 0.1	r 0.0	r 0.9	r 1.9
Spain	184	0.2	r 0.0	r 0.2	3.3	r 0.6	r 0.8	r 0.6	r 0.7	r 0.7
Australia	193	1.0	r 0.0	r 0.2	r 0.4	r 0.2	r 0.2	0.8	r 0.4	r 0.0	r 0.2	r 0.4	r 0.2
Canada	156	0.7	r 0.0	r 0.2	r 0.1	r 0.0	r 0.0	8.4	r 2.6	r 2.0	r 1.8	r 0.8	r 0.7
China,P.R.: Hong Kong	532	11.7	r 4.9	r 1.9	r 4.1	r 5.8	r 8.8	r 1.0	r 1.3	r 4.9	r 2.3	r 1.7
Czech Republic	935	0.9	r 0.2	r 0.0	r 0.0	1.5	r 0.3	r 0.2	r 0.5	r 0.5	r 1.2
Denmark	128	0.2	r 0.0	r 0.0	r 0.0	5.9	r 1.7	r 2.4	r 0.4	r 0.8	r 0.5
Iceland	176	r 0.1	0.0	r 0.5	r 1.5	r 0.5	r 0.1
Israel	436	0.0	r 0.0	r 0.0	r 0.0	r 0.0	r 0.0	6.6	r 0.7	r 2.1	r 0.2	r 1.7	r 0.7
Japan	158	1.5	r 0.0	r 0.0	r 1.0	r 0.4	r 0.8	57.5	r 11.3	r 12.2	r 13.2	r 16.9	r 12.9
Korea, Republic of	542	1.2	r 0.2	r 0.2	r 0.5	r 0.3	r 0.0	24.7	r 2.4	r 6.4	r 3.3	r 2.4	r 2.5
New Zealand	196	0.4	r 0.4	r 0.0	r 0.1	0.1	r 0.0	r 0.0	r 0.0	r 0.0
Norway	142	0.4	r 0.0	r 0.2	r 0.3	r 0.2	5.0	r 0.1	r 0.1	r 1.0	r 0.6	r 0.4
Singapore	576	20.2	r 3.5	r 2.6	r 12.3	r 11.4	r 12.7	5.3	r 0.3	r 0.5	r 0.8	r 1.5	r 0.3
Sweden	144	1.0	r 0.0	r 0.0	r 0.0	15.0	r 8.0	r 3.9	r 2.3	r 7.1	r 15.0
Switzerland	146	54.1	r 13.4	r 13.3	r 17.7	r 21.0	r 15.2	9.2	r 1.2	r 1.2	r 1.4	r 0.8	r 0.5
Taiwan Prov.of China	528	0.2	r 0.0	r 0.1	r 0.1	3.6	r 0.6	r 0.3	r 0.6	r 0.1	r 0.0
United Kingdom	112	4.8	r 0.5	r 0.7	r 3.9	r 3.5	r 1.6	16.2	r 4.1	r 5.1	r 4.2	r 6.7	r 2.8
United States	111	18.5	r 4.9	r 6.1	r 9.9	r 11.5	r 6.7	47.2	r 7.3	r 22.5	r 9.9	r 8.2	r 8.5
Emerg. & Dev. Economies	200	264.4	70.5	107.0	107.2	174.6	222.8	1,387.5	328.9	331.4	386.9	347.8	287.2
Emerg. & Dev. Asia	505	14.0	1.6	1.7	1.2	2.2	1.7	552.4	132.3	138.2	149.3	131.3	117.3
Bangladesh	513	0.3	r 0.1	r 0.3	r 0.1	r 0.0
Cambodia	522	0.0	0.1	r 0.0	r 0.0	r 0.0	r 0.0	r 0.0
China,P.R.: Mainland	924	4.8	r 0.4	r 0.4	r 0.7	r 1.6	r 1.5	379.2	r 92.4	r 87.9	r 101.8	r 81.5	r 74.5
Fiji	819	r 0.1
India	534	0.7	r 0.4	r 0.8	r 0.2	r 0.2	r 0.2	132.2	r 28.8	r 28.6	r 32.5	r 37.9	r 33.0
Indonesia	536	0.0	8.5	r 1.4	r 3.2	r 3.4	r 2.7	r 0.7
Malaysia	548	7.3	r 0.8	r 0.5	r 0.1	r 0.2	16.6	r 5.0	r 9.6	r 6.6	r 4.2	r 2.4
Nepal	558	0.1	0.0	r 0.0
Philippines	566	0.0	r 0.0	r 0.0	0.4	r 0.4	r 0.0	r 0.0	r 0.0	r 0.0
Sri Lanka	524	0.0	r 0.0	r 0.0	r 0.0	r 0.0	r 0.0	0.5	r 0.1	r 0.3	r 0.3	r 0.5	r 0.1
Thailand	578	0.8	r 0.0	r 0.0	r 0.0	r 0.0	r 0.1	13.6	r 4.0	r 8.2	r 4.4	r 4.4	r 6.5
Vietnam	582	0.3	r 0.1	r 0.2	0.8	r 0.1	r 0.1	r 0.3	r 0.0	r 0.0
Asia n.s.	598	0.2
Europe	170	0.5	1.8	0.2	0.4	0.2	84.6	14.3	24.8	32.6	22.3	11.7
Emerg. & Dev. Europe	903	0.4	1.8	0.1	0.3	0.2	50.9	7.7	13.6	11.5	6.6	4.3
Bosnia and Herzegovina	963	0.0	r 0.0	r 0.0	r 0.1	r 0.0	r 0.0
Bulgaria	918	0.0	r 0.0	1.9	r 0.2	r 0.2	r 0.4	r 0.6	r 0.3
Croatia	960	0.0	r 0.0	r 0.8	r 0.1

Rwanda (714)

In Millions of U.S. Dollars

		Exports (FOB)						Imports (CIF)					
		2016	2017Q1	2017Q2	2017Q3	2017Q4	2018Q1	2016	2017Q1	2017Q2	2017Q3	2017Q4	2018Q1
Hungary	944	0.0	0.5	r 0.1	r 0.6	r 0.4	r 0.3	r 0.5
Macedonia, FYR	962	r 0.3	r 0.1	0.0	r 0.0
Poland	964	0.2	r 0.1	r 0.0	r 0.1	4.7	r 0.1	r 1.0	r 1.5	r 1.0	r 0.3
Romania	968	0.2	r 0.0	0.1	r 0.1	r 0.5	r 0.3	r 0.4
Serbia, Republic of	942	1.9	r 0.1	r 0.1	r 0.3	r 0.7
Turkey	186	0.0	r 1.7	r 0.0	r 0.0	41.7	r 7.1	r 10.9	r 8.3	r 3.8	r 2.8
CIS	901	0.1	0.0	0.1	0.1	33.7	6.7	11.1	21.1	15.6	7.4
Belarus	913	0.0	0.4	r 0.0
Georgia	915	0.3	r 0.0	r 0.0	r 0.0	r 0.0
Russian Federation	922	0.1	r 0.0	r 0.1	r 0.1	31.7	r 6.1	r 10.8	r 19.3	r 15.3	r 6.6
Ukraine	926	0.0	1.3	r 0.5	r 0.3	r 1.8	r 0.3	r 0.7
Europe n.s.	884	0.1
Mid East, N Africa, Pak	440	86.6	26.0	46.4	66.4	114.9	147.1	169.3	45.8	34.0	47.4	40.1	35.0
Bahrain, Kingdom of	419	0.7	r 1.4	r 0.5	r 0.0	r 0.0	r 0.0
Djibouti	611	r 0.0	0.1
Egypt	469	0.0	r 0.0	r 0.0	17.4	r 5.5	r 4.5	r 4.8	r 9.0	r 6.7
Iran, I.R. of	429	r 0.0	2.0	r 0.0	r 1.2	r 1.1	r 0.6	r 0.1
Jordan	439	0.6	r 0.1	r 0.3	r 0.1	r 0.3	r 0.0
Kuwait	443	0.1	r 0.0	r 0.0
Lebanon	446	0.0	r 0.0	0.9	r 0.0	r 0.8	r 0.1	r 0.0	r 0.0
Mauritania	682	1.1	r 0.0	r 0.0	r 0.1
Morocco	686	0.0	r 0.0	1.1	r 0.3	r 0.2	r 6.9	r 1.9	r 4.0
Oman	449	0.0	r 0.0	r 0.0	0.6	r 0.2	r 0.3	r 0.3	r 0.0	r 0.0
Pakistan	564	0.2	r 0.0	28.4	r 7.3	r 5.0	r 2.7	r 3.5	r 4.1
Qatar	453	0.0	1.3	r 0.3	r 0.3	r 0.8	r 0.7	r 0.0
Saudi Arabia	456	0.2	r 0.0	9.5	r 3.0	r 2.1	r 5.2	r 3.2	r 2.1
Sudan	732	0.2	r 0.0	r 0.7	r 0.1	0.2	r 0.0	r 0.0	r 0.0	r 0.0
Tunisia	744	0.0	1.9	r 0.2	r 0.0	r 1.2	r 0.3	r 0.0
United Arab Emirates	466	86.0	r 26.0	r 46.3	r 65.7	r 114.9	r 147.1	103.6	r 27.6	r 18.8	r 24.1	r 20.5	r 17.9
Sub-Saharan Africa	603	162.9	41.1	58.6	39.0	57.3	73.9	551.8	125.1	128.2	150.2	149.9	118.7
Angola	614	r 0.0	0.0	r 0.0	r 1.6	r 0.0
Botswana	616	0.0	0.1	r 0.0	r 0.1	r 0.0	r 0.0	r 0.1
Burundi	618	7.1	r 1.1	r 1.0	r 0.6	r 0.4	r 0.5	5.2	r 0.7	r 0.4	r 0.5	r 1.6	r 1.8
Cameroon	622	0.1	r 0.0	0.1	r 0.0	r 0.0	r 0.0	r 0.0	r 0.0
Congo, Dem. Rep. of	636	43.8	r 11.6	r 13.3	r 16.1	r 21.8	r 31.9	9.2	r 2.1	r 2.3	r 2.3	r 2.3	r 2.6
Côte d'Ivoire	662	0.1	r 0.0	r 0.0	r 0.0	r 0.0	0.1	r 0.0	r 0.0	r 0.1	r 0.1	r 0.0
Equatorial Guinea	642	r 0.0	r 0.5
Ethiopia	644	2.5	r 0.0	r 1.3	r 0.0	r 0.2	r 0.1	0.8	r 0.0	r 0.1	r 0.1	r 0.2	r 0.1
Ghana	652	0.0	r 0.0	r 0.0	r 0.6	r 0.0	0.2	r 0.0	r 0.0	r 0.0	r 0.0	r 0.0
Kenya	664	90.2	r 23.3	r 29.9	r 17.2	r 29.3	r 30.2	139.8	r 29.1	r 34.2	r 32.7	r 31.2	r 30.0
Liberia	668	0.0	0.2	r 0.0
Madagascar	674	0.0	0.2	r 0.0	r 0.0	r 0.0
Malawi	676	0.9	r 0.0	r 0.0	5.5	r 0.7	r 0.5	r 0.8	r 0.7	r 0.4
Mali	678	0.0	r 0.0	0.4	r 0.1	r 0.1	r 0.1	r 0.1
Mauritius	684	r 0.0	4.4	r 0.8	r 0.2	r 2.1	r 1.5	r 0.8
Mozambique	688	0.0	r 0.0	r 0.0	r 0.0	r 0.1	0.4	r 0.5	r 0.0	r 2.4	r 1.6
Namibia	728	r 0.0	0.2	r 0.0	r 0.1	r 0.0	r 0.1	r 0.0
Nigeria	694	0.0	r 0.0	r 0.0	r 0.0	r 0.0	r 0.0	0.7	r 0.1	r 0.3	r 0.3	r 0.3	r 0.3
Senegal	722	0.0	r 0.0	r 0.0	0.1	r 0.0	r 0.0	r 0.0	r 0.0	r 0.0
Sierra Leone	724	0.0	r 0.0	0.0	r 0.0	r 0.0	r 0.0	r 0.1
South Africa	199	1.0	r 0.3	r 0.2	r 0.2	r 0.4	r 0.0	45.1	r 14.1	r 10.7	r 17.1	r 16.4	r 9.3
South Sudan, Rep. of	733	1.2	r 0.2	r 0.1	r 0.1	r 0.2	r 0.2	r 0.0	r 0.0
Swaziland	734	0.0	r 0.0	r 0.2	3.6	r 0.8	r 1.3	r 0.8	r 0.0	r 0.0
Tanzania	738	2.8	r 0.2	r 0.1	r 0.4	r 0.5	r 0.0	95.0	r 20.6	r 22.3	r 25.5	r 26.7	r 21.9
Togo	742	0.1	r 0.1	r 0.0	r 0.0	r 0.0	0.1	r 0.0	r 0.0	r 0.0	r 0.1	r 0.0
Uganda	746	13.0	r 4.2	r 12.4	r 3.3	r 4.3	r 10.9	199.9	r 46.6	r 44.2	r 52.5	r 52.9	r 44.0
Zambia	754	0.0	r 0.0	r 0.0	r 0.0	r 0.0	r 0.0	39.9	r 8.5	r 10.6	r 13.5	r 11.1	r 5.8
Zimbabwe	698	0.0	r 0.0	0.5	r 0.3	r 0.0	r 2.1	r 0.0
Western Hemisphere	205	0.4	0.1	0.2	0.0	29.4	11.4	6.2	7.5	4.2	4.6
Argentina	213	r 0.0	0.0	r 4.6	r 0.0	r 0.0	r 0.0

Rwanda (714)

In Millions of U.S. Dollars

		Exports (FOB)						Imports (CIF)					
		2016	2017Q1	2017Q2	2017Q3	2017Q4	2018Q1	2016	2017Q1	2017Q2	2017Q3	2017Q4	2018Q1
Bolivia	218	r 0.1
Brazil	223	2.2	r 2.2	r 3.5	r 4.4	r 2.3	r 0.1
Colombia	233	0.3	r 0.1	r 0.0	r 0.0	r 0.1
Ecuador	248	0.0	0.5	r 0.0	r 0.0	r 0.0	r 0.0	r 0.0
El Salvador	253	r 0.3
Guatemala	258	0.1	r 2.6	r 2.6	r 0.4
Mexico	273	0.0	r 0.0	r 0.0	0.5	r 0.7	r 0.1	r 0.1	r 0.1	r 0.1
Netherlands Antilles	353	0.3
Panama	283	0.1	r 0.0	r 0.0
Uruguay	298	r 0.0	r 0.0	1.0	r 1.1	r 0.0	r 2.3	r 1.7	r 4.4
Western Hem. n.s.	399	0.3	24.5
Other Countries n.i.e	910	0.0	1.1	0.1	0.0	0.0	0.0	0.0
Korea, Dem. People's Rep.	954	0.0	1.0	r 0.1	r 0.0
Countries & Areas n.s.	898	12.0	r 0.2	r 0.0	r 0.3	r 0.3	r 0.5	r 0.3
Memorandum Items													
Africa	605	162.0	40.9	58.5	39.7	57.1	73.7	556.1	125.6	128.5	158.4	152.1	122.7
Middle East	405	86.1	26.0	46.4	65.7	114.9	147.1	136.6	38.1	28.7	36.5	34.4	26.9
European Union	998	33.2	6.7	11.6	17.0	17.0	13.8	245.3	52.6	61.5	59.8	67.8	62.1
Export earnings: fuel	080	87.5	26.2	46.6	65.9	115.1	147.4	151.0	38.9	34.8	52.8	40.8	27.1
Export earnings: nonfuel	092	331.5	77.8	96.8	104.7	127.4	133.8	1,644.0	370.3	404.9	430.2	409.3	349.8

Samoa (862)

In Millions of U.S. Dollars

		Exports (FOB)						Imports (CIF)					
		2016	2017Q1	2017Q2	2017Q3	2017Q4	2018Q1	2016	2017Q1	2017Q2	2017Q3	2017Q4	2018Q1
IFS World		56.2	10.2	12.3	12.4	9.6	350.5	82.8	82.9	94.5	96.1
World	001	64.9	12.1	14.1	12.7	9.9	9.4	364.6	84.8	81.2	90.9	101.1	88.9
Advanced Economies	110	34.1	6.6	7.1	5.4	4.2	3.0	242.0	66.0	61.0	69.7	80.7	70.8
Euro Area	163	0.3	0.0	0.1	0.1	0.0	0.1	3.7	0.5	0.5	2.5	1.6	3.4
Austria	122	e 0.0	e 0.0	0.1	r 0.1	r 0.0	r 0.1	r 0.0
France	132	0.0	r 0.0	0.1	r 0.0	r 1.9	r 0.1	r 0.0
Germany	134	0.3	r 0.0	r 0.0	r 0.0	r 0.0	r 0.1	2.0	r 0.1	r 0.2	r 0.4	r 0.3	r 2.7
Italy	136	0.3	r 0.1	r 0.1	r 0.0	r 1.0	r 0.4
Netherlands	138	0.4	r 0.2	r 0.0	r 0.0	r 0.1	r 0.2
Slovak Republic	936	e 0.0	0.1
Slovenia	961	0.3	r 0.0	r 0.0	r 0.0	r 0.0	r 0.0
Spain	184	0.3	r 0.1	r 0.0	r 0.0	r 0.1	r 0.0
Australia	193	20.1	r 2.7	r 3.7	r 2.4	r 0.7	r 0.4	36.1	r 7.8	r 8.9	r 9.5	r 11.2	r 10.6
Canada	156	0.0	r 0.0	r 0.0	r 0.0	r 0.0	r 0.0	0.6	r 0.0	r 0.0	r 0.1	r 0.0	r 0.0
China,P.R.: Hong Kong	532	0.0	r 0.0	r 0.0	r 0.0	6.6	r 4.0	r 1.4	r 2.3	r 5.6	r 4.0
Czech Republic	935	e 0.1	0.0
Israel	436	e 0.8	0.0	r 0.0	r 0.0	r 0.0	r 0.0	r 0.0
Japan	158	1.7	r 0.1	r 0.4	r 0.4	r 0.6	r 0.1	18.2	r 3.9	r 2.4	r 4.4	r 4.4	r 2.5
Korea, Republic of	542	0.0	r 0.0	r 0.0	r 0.0	r 0.0	r 0.0	0.6	r 2.6	r 2.2	r 1.2	r 0.7	r 2.3
New Zealand	196	6.7	r 2.8	r 2.2	r 1.7	r 2.1	r 1.8	83.7	r 21.0	r 23.9	r 23.3	r 25.9	r 18.7
Singapore	576	0.6	r 0.1	r 0.0	r 0.3	r 0.0	r 0.0	51.1	r 14.5	r 14.5	r 13.8	r 16.2	r 20.3
Sweden	144	0.5	r 0.1	r 0.8	r 0.0	r 0.1	r 0.0
Switzerland	146	0.0	r 0.0	r 0.0	r 0.0	0.1	r 0.0	r 0.1	r 0.2
Taiwan Prov.of China	528	0.0	2.5	r 0.4	r 0.4	r 0.4	r 0.4	r 0.3
United Kingdom	112	0.1	r 0.0	r 0.0	r 0.0	r 0.1	r 0.0	1.0	r 3.8	r 0.0	r 0.1	r 0.0	r 0.0
United States	111	3.7	r 0.8	r 0.7	r 0.5	r 0.5	r 0.6	37.2	r 7.3	r 5.9	r 12.1	r 14.4	r 8.4
Emerg. & Dev. Economies	200	30.8	5.4	7.0	7.3	5.7	6.4	121.0	18.5	19.9	20.9	20.1	17.8
Emerg. & Dev. Asia	505	20.1	3.6	4.5	4.5	3.5	2.6	118.8	18.2	18.6	20.3	19.7	17.3
American Samoa	859	14.4	r 2.7	r 3.3	r 3.3	r 2.5	r 1.9	0.3	r 0.2	r 0.2	r 0.2	r 0.2	r 0.2
China,P.R.: Mainland	924	0.8	r 0.0	r 0.2	r 0.2	r 0.1	r 0.1	49.2	r 7.0	r 8.7	r 8.3	r 8.2	r 6.9
Fiji	819	1.8	r 0.4	r 0.5	r 0.5	r 0.4	r 0.3	22.9	r 4.9	r 4.8	r 5.4	r 5.6	r 4.1
F.T. French Polynesia	887	0.0	r 0.0	r 0.0	r 0.0	r 0.0	r 0.0	0.2
F.T. New Caledonia	839	0.1	r 0.0	r 0.0	r 0.0	r 0.0	r 0.0	0.0	r 0.0	r 0.0	r 0.0	r 0.0	r 0.0
India	534	0.0	r 0.0	r 0.0	r 0.0	1.3	r 0.2	r 0.2	r 0.2	r 0.4	r 0.3
Indonesia	536	0.0	r 0.0	r 0.0	r 0.0	r 0.0	r 0.0	6.0	r 1.2	r 0.9	r 1.0	r 0.9	r 1.5
Malaysia	548	0.8	r 0.0	r 0.0	r 0.0	r 0.0	r 0.0	8.5	r 0.7	r 0.8	r 0.7	r 0.8	r 0.6
Myanmar	518	e 12.1
Papua New Guinea	853	0.0	r 0.0	r 0.0	r 0.0	r 0.0	r 0.0	0.3	r 0.1	r 0.1	r 0.1	r 0.1	r 0.1
Philippines	566	0.0	r 0.0	r 0.0	r 0.0	r 0.0	1.1	r 0.1	r 0.1	r 0.3	r 0.1	r 0.0
Thailand	578	0.0	11.5	r 2.5	r 1.5	r 2.6	r 2.0	r 2.6
Tonga	866	0.0	r 0.0	r 0.0	r 0.0	r 0.0	r 0.0	0.2	r 0.0	r 0.0	r 0.0	r 0.0	r 0.0
Vanuatu	846	0.0	r 0.0	r 0.0	r 0.0	r 0.0	r 0.0	0.2	r 0.0	r 0.0	r 0.0	r 0.0	r 0.0
Vietnam	582	0.0	3.3	r 1.1	r 1.1	r 1.2	r 1.3	r 0.9
Asia n.s.	598	2.1	r 0.4	r 0.5	r 0.5	r 0.4	r 0.3	1.8	r 0.1	r 0.1	r 0.2	r 0.2	r 0.1
Europe	170	0.0	0.1	0.0	0.0	0.0	0.0	1.1	0.1	1.0	0.1	0.2	0.3
Emerg. & Dev. Europe	903	0.0	0.1	0.0	0.0	0.0	0.0	1.1	0.1	1.0	0.1	0.2	0.3
Poland	964	e 0.0	e 0.1	e 0.0	e 0.0	e 0.0	e 0.0	0.0
Turkey	186	r 0.0	1.1	r 0.1	r 1.0	r 0.1	r 0.2	r 0.3
Mid East, N Africa, Pak	440	7.5	1.6	2.5	2.7	2.1	2.5	0.3	0.0	0.0	0.0	0.1	0.1
Afghanistan, I.R. of	512	e 7.4	e 1.6	e 2.2	e 2.7	e 2.1	e 2.4	0.0
Bahrain, Kingdom of	419	e 0.0	e 0.0	e 0.0	e 0.0	e 0.0	e 0.2	e 0.0	e 0.0	e 0.0	e 0.0	e 0.0
Pakistan	564	e 0.0	e 0.0	e 0.0	0.1	r 0.0	r 0.0	r 0.0
United Arab Emirates	466	0.0	r 0.3	r 0.0	r 0.0	0.0	r 0.0	r 0.0	r 0.0	r 0.0	r 0.0
Sub-Saharan Africa	603	0.1	0.0	0.0	0.0	0.0	0.0	0.1	0.0	0.0	0.0
Guinea	656	e 0.1	e 0.0	e 0.0	e 0.0	e 0.0	e 0.0
Niger	692	0.1
Western Hemisphere	205	3.0	0.1	0.1	0.0	0.0	1.2	0.7	0.2	0.3	0.4	0.1	0.1
Brazil	223	0.5	r 0.2	r 0.2	r 0.3	r 0.1	r 0.1
Chile	228	e 0.2	e 0.1	e 0.0	e 0.0	0.1	r 0.0	r 0.0	r 0.0	r 0.0
Colombia	233	e 2.4	e 1.1	r 0.0

Samoa (862)

In Millions of U.S. Dollars

		Exports (FOB)						Imports (CIF)					
		2016	2017Q1	2017Q2	2017Q3	2017Q4	2018Q1	2016	2017Q1	2017Q2	2017Q3	2017Q4	2018Q1
Costa Rica	238	e 0.4	e 0.0	0.0	r 0.0	r 0.0	r 0.0	r 0.0	r 0.0
Jamaica	343	e 0.1	0.0
Other Countries n.i.e	910	0.0	1.6	0.3	0.3	0.3	0.3	0.2
Korea, Dem. People's Rep.	954	0.0	1.6	r 0.3	r 0.3	r 0.3	r 0.3	r 0.2
Memorandum Items													
Africa	605	0.1	0.0	0.0	0.0	0.0	0.0	0.1	0.0	0.0	0.0
Middle East	405	0.1	0.0	0.3	0.0	0.0	0.0	0.2	0.0	0.0	0.0	0.0	0.0
European Union	998	0.4	0.2	0.1	0.1	0.2	0.1	5.3	4.4	1.4	2.6	1.7	3.4
Export earnings: fuel	080	2.5	0.0	0.3	0.0	0.0	1.2	0.2	0.0	0.0	0.0	0.0	0.0
Export earnings: nonfuel	092	62.4	12.1	13.9	12.7	9.9	8.2	364.4	84.8	81.2	90.9	101.0	88.8

San Marino (135)

In Millions of U.S. Dollars

		Exports (FOB)						Imports (CIF)					
		2016	2017Q1	2017Q2	2017Q3	2017Q4	2018Q1	2016	2017Q1	2017Q2	2017Q3	2017Q4	2018Q1
IFS World	
World	001	148.0	31.2	29.8	31.4	36.6	33.4	285.6	87.9	77.5	78.0	76.7	104.3
Advanced Economies	110	95.1	14.6	16.1	16.2	18.4	18.5	219.0	67.4	54.7	62.5	59.9	79.4
Euro Area	163	53.3	12.7	12.4	12.1	13.8	13.0	197.1	61.5	49.4	54.7	53.8	71.2
Austria	122	e 15.9	e 2.7	e 2.9	e 2.2	e 2.3	e 2.4	e 10.9	e 3.9	e 2.6	e 2.5	e 2.4	e 2.6
Belgium	124	e 0.7	e 0.1	e 0.1	e 0.1	e 0.1	e 0.1	e 20.7	e 6.5	e 1.5	e 9.1	e 2.4	e 6.5
Cyprus	423	e 0.2	e 0.0	e 0.1	e 0.0	e 0.0	e 0.0
Estonia	939	e 0.1	e 0.0	e 0.0	e 0.0	e 0.0	e 0.0	e 0.1	e 0.0	e 0.0	e 0.0	e 0.0
Finland	172	e 0.5	e 0.1	e 0.2	e 0.1	e 0.2	e 0.2	e 1.0	e 0.2	e 0.1	e 0.1	e 0.8	e 1.1
France	132	e 8.5	e 2.8	e 2.9	e 2.6	e 2.7	e 3.2	e 25.1	e 5.8	e 5.3	e 5.9	e 5.3	e 8.1
Germany	134	e 12.2	e 3.0	e 2.4	e 3.5	e 3.3	e 2.5	e 46.4	e 14.6	e 13.8	e 11.5	e 12.6	e 16.5
Greece	174	e 2.5	e 0.8	e 0.4	e 0.6	e 1.6	e 0.7	e 1.3	e 1.6	e 1.6	e 1.8	e 1.9	e 0.8
Ireland	178	e 0.0	e 0.0	e 0.1	e 0.0	e 0.0	e 0.1	e 0.1	e 0.1	e 0.0	e 0.0
Italy	136	e 34.0	e 12.4	e 7.7	e 8.9	e 13.2	e 14.8
Latvia	941	e 0.1	e 0.0	e 0.0	e 0.0	e 0.1	e 0.1	e 0.0	e 0.0	e 0.0
Lithuania	946	e 0.1	e 0.0	e 0.1	e 0.0	e 0.1	e 0.1	e 0.1	e 0.0	e 0.0	e 0.0	e 0.0	e 0.3
Malta	181	e 0.7	e 0.1	e 0.3	e 0.1	e 0.1	e 0.2	e 0.0
Netherlands	138	e 3.0	e 0.6	e 0.7	e 0.5	e 0.9	e 0.7	e 20.2	e 5.7	e 5.3	e 4.8	e 3.4	e 6.3
Portugal	182	e 0.5	e 0.2	e 0.3	e 0.2	e 0.3	e 0.4	e 0.9	e 0.3	e 0.3	e 0.2	e 0.4	e 0.3
Slovak Republic	936	e 0.2	e 0.0	e 0.1	e 0.0	e 0.1	e 0.0	e 8.6	e 2.6	e 3.2	e 2.7	e 3.1	e 4.6
Slovenia	961	e 3.0	e 0.9	e 0.6	e 0.7	e 0.6	e 0.7	e 9.4	e 2.7	e 3.1	e 2.4	e 2.9	e 3.7
Spain	184	e 5.1	e 1.3	e 1.4	e 1.3	e 1.4	e 1.8	e 18.3	e 5.1	e 4.9	e 4.6	e 5.4	e 5.6
China,P.R.: Hong Kong	532	e 0.2	e 0.1	e 0.8	e 0.3	e 0.2	e 0.2	e 0.3	e 0.5	e 0.2
Czech Republic	935	e 0.2	e 0.0	e 0.0	e 0.1	e 0.0	e 0.1	e 1.2	e 0.8	e 0.3	e 0.4	e 0.2	e 0.4
Denmark	128	e 0.6	e 0.1	e 0.1	e 0.1	e 0.1	e 0.3	e 2.3	e 0.2	e 0.3	e 0.0	e 0.3	e 0.1
Israel	436	e 0.0	e 0.1
Korea, Republic of	542	e 0.2	e 0.1	e 0.1	e 0.1	e 0.1	e 0.4	e 0.1	e 0.0	e 0.1	e 0.0	e 0.0	e 0.0
Norway	142	e 0.1	e 0.0	e 0.0	e 0.2	e 0.1	e 0.2	e 3.9	e 0.5	e 1.1	e 1.3	e 0.8
Sweden	144	e 0.8	e 0.1	e 0.2	e 0.1	e 0.2	e 0.2	e 4.9	e 1.9	e 0.8	e 2.3	e 1.0	e 2.2
Switzerland	146	e 33.7	e 0.4	e 0.5	e 0.3	e 0.3	e 0.4	e 3.4	e 0.7	e 0.6	e 0.6	e 0.5	e 0.5
United Kingdom	112	e 5.6	e 1.0	e 1.8	e 1.3	e 1.9	e 1.3	e 5.0	e 2.0	e 2.0	e 1.9	e 1.9	e 3.7
United States	111	e 0.2	e 0.1	e 0.9	e 1.0	e 1.5	e 2.7	e 1.0	e 0.2	e 0.5	e 0.9	e 0.4	e 0.2
Emerg. & Dev. Economies	200	52.9	16.6	13.7	15.3	18.2	14.9	66.6	20.4	22.7	15.5	16.8	24.9
Emerg. & Dev. Asia	505	2.9	0.5	0.8	1.6	1.8	2.2	1.7	1.1	1.7	1.3	2.2	1.6
Bangladesh	513	e 0.2	e 0.3	e 0.1
China,P.R.: Mainland	924	e 1.0	e 0.4	e 0.6	e 1.1	e 0.9	e 1.9	e 1.6	e 1.0	e 1.6	e 1.3	e 2.0	e 1.4
India	534	e 0.1	e 0.0	e 0.0	e 0.1	e 0.4	e 0.1	e 0.1	e 0.1	e 0.1	e 0.0
Indonesia	536	e 0.1	e 0.1	e 0.0	e 0.0	e 0.2	e 0.1
Philippines	566	e 1.5	e 0.0	e 0.0	e 0.0
Sri Lanka	524	e 0.3	e 0.1	e 0.1	e 0.1	e 0.1	e 0.1
Thailand	578	e 0.0	e 0.0	e 0.0	e 0.1	e 0.0	e 0.0	e 0.0	e 0.0
Europe	170	31.9	8.8	8.5	8.2	10.8	7.0	64.7	19.1	21.0	14.2	14.5	23.1
Emerg. & Dev. Europe	903	24.0	5.8	5.2	5.2	6.8	4.6	64.4	16.4	18.0	10.8	9.8	18.9
Albania	914	e 0.3	e 0.1	e 0.0	e 0.0	e 0.1	e 0.1	e 0.1	e 0.1	e 0.1	e 0.1	e 0.1
Bosnia and Herzegovina	963	e 0.5	e 0.0	e 0.0	e 0.1	e 0.1	e 0.0	e 0.1	e 0.0	e 0.0	e 0.1	e 0.0	e 0.1
Bulgaria	918	e 0.4	e 0.1	e 0.1	e 0.2	e 0.2	e 0.1	e 0.5	e 0.2	e 0.1	e 0.1	e 0.5	e 0.2
Croatia	960	e 0.4	e 0.1	e 0.2	e 0.3	e 0.2	e 0.2	e 0.0	e 0.0	e 0.0	e 0.0
Hungary	944	e 0.5	e 0.2	e 0.2	e 0.1	e 0.2	e 0.1	e 0.1	e 0.0	e 0.1	e 0.1	e 0.0	e 0.0
Kosovo	967	e 0.1	e 0.0	e 0.0	e 0.1	e 0.0
Poland	964	e 5.7	e 1.3	e 1.7	e 1.4	e 2.0	e 1.4	e 35.9	e 9.8	e 11.9	e 6.3	e 2.7	e 13.3
Romania	968	e 14.2	e 3.8	e 2.7	e 2.7	e 3.5	e 2.6	e 27.8	e 6.4	e 5.8	e 4.0	e 6.0	e 4.9
Serbia, Republic of	942	e 0.2	e 0.0	e 0.0	e 0.0	e 0.0	e 0.0	e 0.0	e 0.0	e 0.2	e 0.3
Turkey	186	e 1.6	e 0.2	e 0.3	e 0.3	e 0.5	e 0.1	e 0.1	e 0.0	e 0.0	e 0.2	e 0.0
CIS	901	7.9	3.0	3.3	3.0	4.1	2.4	0.4	2.7	3.0	3.4	4.7	4.2
Azerbaijan, Rep. of	912	e 0.2	e 0.1	e 0.1	e 0.0	e 0.2	e 0.0
Belarus	913	e 4.9	e 1.3	e 0.4	e 0.4	e 1.2	e 0.5	e 0.0	e 0.0	e 0.0
Georgia	915	e 0.2	e 0.0	e 0.0	e 0.0	e 0.0	e 0.0
Kazakhstan	916	e 0.9	e 0.1	e 0.4	e 0.2	e 0.3	e 0.3
Moldova	921	e 0.5	e 0.2	e 0.2	e 0.2	e 0.2	e 0.2	e 2.7	e 2.5	e 3.1	e 3.9	e 3.4
Russian Federation	922	e 1.0	e 1.2	e 1.9	e 1.9	e 1.9	e 1.2	e 0.0	e 0.0	e 0.0	e 0.0	e 0.1

San Marino (135)

In Millions of U.S. Dollars

		Exports (FOB)						Imports (CIF)					
		2016	2017Q1	2017Q2	2017Q3	2017Q4	2018Q1	2016	2017Q1	2017Q2	2017Q3	2017Q4	2018Q1
Ukraine	926	e 0.2	e 0.3	e 0.1	e 0.2	e 0.1	e 0.4	e 0.4	e 0.3	e 0.8	e 0.7
Mid East, N Africa, Pak	440	13.5	3.9	2.8	2.3	1.5	2.7
Algeria	612	e 0.4	e 0.0	e 0.1
Iran, I.R. of	429	e 0.1	e 0.0	e 0.0	e 0.0	e 0.0	e 0.0
Kuwait	443	e 0.3	e 0.1	e 0.1	e 0.1	e 0.1	e 0.1
Lebanon	446	e 3.3	e 1.7	e 0.5	e 0.9	e 0.2	e 1.2
Pakistan	564	e 0.4	e 0.2	e 0.1	e 0.3	e 0.1	e 0.0
Qatar	453	e 0.2
Saudi Arabia	456	e 6.2	e 1.5	e 0.3	e 0.4	e 0.3	e 0.1
United Arab Emirates	466	e 3.1	e 0.4	e 1.2	e 0.6	e 0.8	e 1.0
Sub-Saharan Africa	603	0.1	0.1	0.1	0.0	0.0	0.0	0.0	0.0	0.0	0.0	0.0	0.1
South Africa	199	e 0.0	e 0.1	e 0.0	e 0.0	e 0.0	e 0.0	e 0.0	e 0.1
Western Hemisphere	205	4.5	3.4	1.6	3.1	4.0	3.0	0.1	0.2	0.1	0.1	0.1	0.1
Argentina	213	e 0.1	e 0.1	e 0.1	e 0.1
Bolivia	218	e 0.0	e 0.0	e 0.1
Brazil	223	e 1.3	e 2.9	e 1.2	e 2.4	e 3.2	e 2.6	e 0.2	e 0.0	e 0.1	e 0.1	e 0.0
Chile	228	e 0.1	e 0.0	e 0.1	e 0.0	e 0.0	e 0.0	e 0.0	e 0.0	e 0.0	e 0.0
Colombia	233	e 0.9	e 0.1	e 0.1	e 0.2	e 0.2	e 0.1
Mexico	273	e 2.0	e 0.4	e 0.2	e 0.4	e 0.4	e 0.2
Peru	293	e 0.1	e 0.0	e 0.1	e 0.0	e 0.0
Trinidad and Tobago	369	e 0.0	e 0.0	e 0.0	e 0.0	e 0.0	e 0.0	e 0.1	e 0.0	e 0.0	e 0.0	e 0.0	e 0.0
Memorandum Items													
Africa	605	0.1	0.1	0.5	0.0	0.1	0.0	0.0	0.0	0.0	0.0	0.0	0.1
Middle East	405	13.1	3.7	2.2	2.0	1.4	2.6
European Union	998	81.8	19.4	19.2	18.4	22.1	19.1	274.8	82.7	70.7	70.0	66.4	96.0
Export earnings: fuel	080	12.8	3.5	4.6	3.5	3.9	3.0	0.1	0.0	0.0	0.0	0.0	0.1
Export earnings: nonfuel	092	135.2	27.7	25.2	28.0	32.7	30.4	285.5	87.8	77.4	78.0	76.7	104.2

São Tomé and Príncipe (716)

In Millions of U.S. Dollars

		Exports (FOB)						Imports (CIF)					
		2016	2016Q4	2017Q1	2017Q2	2017Q3	2017Q4	2016	2016Q4	2017Q1	2017Q2	2017Q3	2017Q4
IFS World		0.6	0.2	0.1	0.1	0.2
World	001	1.8	0.3	3.1	2.5	2.0	3.6	140.2	31.5	29.4	37.9	40.2	39.6
Advanced Economies	110	1.2	0.2	2.9	2.2	1.8	3.1	99.0	22.6	20.1	23.9	26.6	25.0
Euro Area	163	0.9	0.2	2.8	2.2	1.7	3.1	91.7	20.3	19.7	23.1	24.6	21.9
Austria	122	r 0.0	r 0.0	r 0.2	r 0.0	r 0.0	r 0.0
Belgium	124	r 0.9	r 0.2	r 0.1	r 0.3	2.9	r 0.7	r 0.4	r 0.6	r 0.3	r 0.4
France	132	0.0	r 0.0	r 0.0	r 0.3	r 0.6	r 0.8	1.4	r 0.3	r 0.1	r 1.4	r 0.7	r 0.4
Germany	134	0.4	r 0.0	r 0.3	r 0.3	0.7	r 0.2	r 0.0	r 0.1	r 0.2	r 0.0
Greece	174	0.1	r 0.0	r 0.0	r 0.0	r 0.0
Italy	136	r 0.2	r 0.0	r 0.1	0.3	r 0.1	r 0.1	r 0.1	r 0.1	r 0.1
Netherlands	138	0.3	r 0.1	r 1.2	r 0.4	r 0.6	r 0.9	0.9	r 0.2	r 0.5	r 0.6	r 0.3	r 0.3
Portugal	182	0.2	r 0.1	r 0.1	r 0.1	r 0.2	r 0.2	82.4	r 18.2	r 18.1	r 19.7	r 21.8	r 20.4
Spain	184	r 0.1	r 0.9	r 0.3	r 0.5	2.9	r 0.6	r 0.3	r 0.6	r 1.1	r 0.3
China,P.R.: Hong Kong	532	0.1	r 0.0
Denmark	128	r 0.0	r 0.0	r 0.0	r 0.0	0.5	r 0.2	r 0.2	r 0.1	r 0.1	r 1.1
Japan	158	0.0	3.3	r 1.2	r 0.0	r 0.1	r 1.0	r 0.6
Korea, Republic of	542	e 0.1	e 0.0	e 0.0	e 0.0	0.1	r 0.0	r 0.0	r 0.0	r 0.1
Singapore	576	0.1	r 0.0	r 0.1	r 0.0
Taiwan Prov.of China	528	e 0.2	e 0.0	e 0.8	e 0.1
United Kingdom	112	r 0.1	r 0.0	r 0.0	0.1	r 0.0	r 0.0	r 0.0	r 0.0	r 0.1
United States	111	r 0.0	r 0.0	r 0.0	r 0.0	2.5	r 0.7	r 0.2	r 0.6	r 0.7	r 1.2
Emerg. & Dev. Economies	200	0.6	0.1	0.2	0.3	0.1	0.4	41.0	8.9	9.3	13.9	13.5	14.5
Emerg. & Dev. Asia	505	0.1	0.0	0.0	0.0	0.0	0.1	10.4	2.5	2.1	3.4	2.1	2.7
China,P.R.: Mainland	924	r 0.0	r 0.1	7.5	r 1.7	r 1.6	r 2.3	r 1.7	r 1.9
India	534	0.4	r 0.2	r 0.1	r 0.1	r 0.2	r 0.2
Indonesia	536	0.8	r 0.2	r 0.3	r 0.3	r 0.1
Malaysia	548	0.1	r 0.1	r 0.1	r 0.1	r 0.1
Thailand	578	e 0.0	e 0.0	e 0.0	e 0.0	0.6	r 0.2	r 0.5	r 0.5
Asia n.s.	598	1.0	r 0.2	r 0.0	r 0.0	r 0.0	r 0.0
Europe	170	0.1	0.0	0.0	0.0	0.0	0.2	0.4	0.2	0.1	0.5	0.2	0.3
Emerg. & Dev. Europe	903	0.0	0.0	0.0	0.0	0.0	0.2	0.3	0.1	0.1	0.5	0.2	0.3
Hungary	944	0.0	r 0.0	r 0.2
Poland	964	e 0.0	e 0.2	r 0.0	r 0.1	r 0.0	r 0.0
Turkey	186	0.2	r 0.1	r 0.1	r 0.2	r 0.1	r 0.2
Mid East, N Africa, Pak	440	0.1	0.0	0.0	0.1	0.0	0.0	2.2	0.4	0.6	0.8	0.9	0.6
Lebanon	446	0.5	r 0.1	r 0.1	r 0.0	r 0.1	r 0.0
Morocco	686	r 0.0	r 0.3	r 0.3	r 0.1
Pakistan	564	e 0.1	e 0.0	e 0.1	0.0	r 0.0	r 0.1
Saudi Arabia	456	e 0.0	e 0.0	e 0.0	e 0.0	0.1	r 0.0	r 0.1	r 0.0	r 0.0	r 0.0
United Arab Emirates	466	1.5	r 0.3	r 0.3	r 0.4	r 0.4	r 0.4
Sub-Saharan Africa	603	0.2	0.1	0.1	0.1	0.1	0.1	25.6	5.2	6.1	8.7	9.5	10.2
Angola	614	0.1	r 0.0	r 0.1	r 0.0	r 0.0	r 0.1	21.3	r 4.5	r 5.0	r 7.3	r 8.1	r 8.7
Cabo Verde	624	0.0	r 0.0	0.2	r 0.0	r 0.0	r 0.0	r 0.0	r 0.0
Cameroon	622	r 0.0	r 0.0	r 0.0	r 0.0	0.1	r 0.0	r 0.0	r 0.0	r 0.0	r 0.0
Gabon	646	0.0	r 0.0	r 0.0	r 0.0	r 0.0	r 0.0	2.2	r 0.4	r 0.4	r 0.4	r 0.5	r 0.5
Nigeria	694	r 0.0	r 0.0	r 0.0	r 0.0	0.6	r 0.1	r 0.6	r 0.8	r 0.8	r 0.9
South Africa	199	r 0.0	r 0.0	r 0.0	r 0.0	0.9	r 0.0	r 0.0	r 0.1	r 0.1	r 0.0
Togo	742	0.0	r 0.0	0.2	r 0.1	r 0.1	r 0.1	r 0.1	r 0.1
Western Hemisphere	205	0.2	0.0	0.1	0.0	0.0	0.0	2.5	0.6	0.4	0.4	0.8	0.7
Argentina	213	e 0.0	e 0.0	r 0.1	r 0.1	r 0.1	r 0.1
Bahamas, The	313	1.5	r 0.3
Brazil	223	r 0.0	r 0.0	r 0.0	r 0.0	0.9	r 0.3	r 0.3	r 0.4	r 0.7	r 0.6
Dominican Republic	243	e 0.1	e 0.0	e 0.0	e 0.0	e 0.0	e 0.0
Guatemala	258	e 0.1
Other Countries n.i.e	910	0.0	0.0	0.0	0.0	0.0	0.0	0.1	0.0	0.0	0.0	0.0	0.0
Korea, Dem. People's Rep.	954	0.1	r 0.0	r 0.0	r 0.0	r 0.0	r 0.0
Memorandum Items													
Africa	605	0.2	0.1	0.1	0.1	0.1	0.1	25.6	5.2	6.1	9.1	9.8	10.3
Middle East	405	0.0	0.0	0.0	0.0	0.0	0.0	2.1	0.4	0.5	0.5	0.6	0.5
European Union	998	0.9	0.2	2.9	2.2	1.7	3.2	92.3	20.5	19.9	23.5	24.8	23.1

São Tomé and Príncipe (716)

In Millions of U.S. Dollars

		Exports (FOB)						Imports (CIF)					
		2016	2016Q4	2017Q1	2017Q2	2017Q3	2017Q4	2016	2016Q4	2017Q1	2017Q2	2017Q3	2017Q4
Export earnings: fuel	080	0.2	0.1	0.1	0.1	0.1	0.1	25.7	5.4	6.4	9.0	9.8	10.6
Export earnings: nonfuel	092	1.6	0.3	3.0	2.4	1.9	3.5	114.5	26.1	23.1	28.9	30.4	29.0

Saudi Arabia (456)

In Millions of U.S. Dollars

		Exports (FOB)						Imports (CIF)					
		2016	2017Q1	2017Q2	2017Q3	2017Q4	2018Q1	2016	2017Q1	2017Q2	2017Q3	2017Q4	2018Q1
IFS World		183,607.5	55,125.3	50,417.1	52,226.4	63,276.3	140,169.6	33,481.9	33,586.1	30,505.9	32,543.2	20,760.5
World	001	193,222.2	55,195.8	49,729.5	52,158.4	63,276.2	64,183.9	140,090.9	33,482.3	31,791.5	30,084.1	32,552.1	30,716.9
Advanced Economies	110	96,578.1	27,692.1	24,641.4	24,191.7	31,276.0	31,627.5	76,231.4	18,095.1	15,760.9	15,080.3	16,914.4	15,353.3
Euro Area	163	14,633.4	4,981.5	4,956.0	5,340.4	7,368.4	6,497.0	28,300.2	7,102.8	6,274.3	6,007.2	6,924.4	5,912.6
Austria	122	5.7	r 7.3	r 1.2	r 0.8	r 1.0	r 1.6	1,034.8	r 221.5	r 136.5	r 146.9	r 176.3	r 131.5
Belgium	124	3,147.5	r 914.7	r 990.8	r 1,108.3	r 1,310.1	r 1,479.7	1,486.0	r 352.6	r 408.1	r 241.7	r 394.6	r 340.6
Cyprus	423	5.4	r 23.6	r 39.8	r 20.7	r 2.1	r 9.6	27.9	r 5.6	r 6.3	r 4.4	r 9.8	r 7.9
Estonia	939	69.4	r 10.0	r 11.7	r 16.4	r 10.4	r 6.9	88.2	r 8.9	r 32.8	r 44.0	r 135.8	r 40.6
Finland	172	9.1	r 3.1	r 2.7	r 3.0	r 4.0	r 3.2	424.0	r 91.6	r 97.1	r 99.5	r 313.0	r 90.6
France	132	1,507.0	r 638.7	r 801.4	r 846.2	r 1,010.5	r 923.6	4,936.5	r 1,370.7	r 1,191.3	r 1,196.4	r 1,263.1	r 1,330.6
Germany	134	801.3	r 102.3	r 84.5	r 81.8	r 119.3	r 105.1	9,154.9	r 2,208.9	r 1,661.2	r 1,735.2	r 1,840.4	r 1,673.4
Greece	174	983.8	r 273.4	r 232.6	r 214.8	r 255.4	r 218.5	439.9	r 182.8	r 280.3	r 158.1	r 214.6	r 89.7
Ireland	178	4.3	r 1.7	r 1.9	r 2.3	r 2.2	r 3.2	1,173.4	r 344.6	r 260.0	r 251.9	r 271.7	r 244.5
Italy	136	2,672.1	r 800.7	r 778.3	r 998.7	r 1,030.6	r 1,109.2	4,623.7	r 1,148.1	r 1,066.9	r 1,000.2	r 1,165.3	r 953.6
Latvia	941	0.7	r 0.1	r 0.0	r 0.3	r 0.0	r 0.0	88.2	r 5.4	r 3.7	r 2.9	r 32.3	r 4.1
Lithuania	946	0.3	r 0.8	r 1.1	r 1.4	r 84.4	r 0.8	182.0	r 7.6	r 19.1	r 9.3	r 38.2	r 6.7
Luxembourg	137	7.8	r 0.8	r 0.6	r 1.4	r 0.3	r 0.5	52.7	r 10.2	r 8.6	r 14.6	r 9.1	r 15.4
Malta	181	0.5	r 6.6	r 13.0	r 4.5	r 7.0	r 0.7	25.8	r 10.5	r 2.0	r 34.0	r 8.4	r 6.8
Netherlands	138	1,918.0	r 1,154.8	r 962.2	r 1,121.6	r 2,134.0	r 1,444.7	1,491.7	r 369.9	r 358.0	r 367.1	r 370.0	r 354.7
Portugal	182	371.1	r 186.7	r 179.6	r 115.2	r 166.1	r 179.3	225.2	r 96.5	r 70.0	r 51.6	r 52.7	r 63.4
Slovak Republic	936	2.8	r 0.7	r 1.9	r 1.1	r 1.3	r 0.6	161.1	r 50.9	r 43.0	r 40.8	r 40.1	r 40.3
Slovenia	961	15.8	r 5.4	r 4.8	r 2.9	r 3.0	r 2.2	74.3	r 19.5	r 15.1	r 14.6	r 13.8	r 11.8
Spain	184	3,110.9	r 850.1	r 847.9	r 799.0	r 1,226.8	r 1,007.7	2,610.1	r 597.1	r 614.3	r 593.9	r 575.2	r 506.5
Australia	193	140.6	r 69.8	r 112.3	r 66.8	r 113.1	r 103.5	1,371.8	r 324.6	r 308.2	r 290.1	r 179.6	r 172.5
Canada	156	2,577.3	r 544.3	r 448.1	r 520.5	r 564.4	r 731.0	1,076.0	r 211.2	r 273.6	r 228.8	r 370.5	r 329.8
China,P.R.: Hong Kong	532	251.1	r 82.7	r 76.3	r 77.3	r 76.7	r 86.7	23.5	r 8.7	r 9.5	r 15.1	r 5.3	r 17.0
China,P.R.: Macao	546	r 0.0	r 0.0	r 0.0	0.7	r 0.1	r 0.0	r 0.0	r 0.4	r 0.4
Czech Republic	935	9.7	r 2.8	r 2.5	r 5.5	r 2.7	r 3.3	566.4	r 196.6	r 122.6	r 147.2	r 171.9	r 153.2
Denmark	128	2.8	r 2.3	r 5.7	r 8.2	r 28.5	r 8.9	781.7	r 241.2	r 141.1	r 152.5	r 181.9	r 212.7
Iceland	176	r 19.7	r 0.0	r 0.1	r 0.0	r 0.0	0.7	r 0.2	r 1.3	r 0.1	r 0.4	r 0.1
Japan	158	27,166.7	r 7,115.7	r 5,854.2	r 6,222.3	r 7,608.9	r 8,137.7	7,418.9	r 1,426.0	r 1,164.1	r 1,247.3	r 1,446.9	r 1,501.5
Korea, Republic of	542	18,695.6	r 5,049.7	r 4,535.0	r 4,444.9	r 5,781.1	r 5,867.5	6,220.7	r 1,254.9	r 1,297.4	r 1,324.7	r 1,286.5	r 1,239.2
New Zealand	196	82.5	r 25.6	r 77.0	r 47.7	r 118.3	r 53.4	409.5	r 116.0	r 113.8	r 105.5	r 129.3	r 128.6
Norway	142	2.8	r 1.1	r 1.1	r 3.4	r 3.1	r 2.0	203.9	r 30.2	r 30.1	r 32.0	r 38.8	r 41.0
San Marino	135	6.6	r 1.6	r 0.4	r 0.4	r 0.3	r 0.1
Singapore	576	8,658.3	r 2,245.9	r 1,787.3	r 2,128.8	r 3,035.3	r 2,744.1	624.9	r 141.3	r 147.6	r 164.5	r 176.5	r 127.8
Sweden	144	85.9	r 22.5	r 15.4	r 20.2	r 60.7	r 23.2	1,207.7	r 303.6	r 236.6	r 227.4	r 260.6	r 263.4
Switzerland	146	19.5	r 89.1	r 64.2	r 94.3	r 156.3	r 148.6	2,439.8	r 460.1	r 392.2	r 418.9	r 425.5	r 449.8
Taiwan Prov.of China	528	4,831.7	r 1,337.6	r 1,384.4	r 1,351.9	r 1,660.2	r 1,645.4	1,489.5	r 285.1	r 291.8	r 306.7	r 269.5	r 273.9
United Kingdom	112	1,408.9	r 495.2	r 349.0	r 343.0	r 574.9	r 470.3	3,314.3	r 900.9	r 680.0	r 644.9	r 805.6	r 691.0
United States	111	18,011.1	r 5,606.7	r 4,972.8	r 3,516.5	r 4,123.4	r 5,104.6	20,774.7	r 5,090.1	r 4,276.2	r 3,766.9	r 4,240.3	r 3,838.5
Emerg. & Dev. Economies	200	96,644.1	27,503.6	25,086.8	27,966.6	32,000.0	32,556.2	63,643.7	15,384.2	16,028.1	15,001.3	15,634.4	15,362.6
Emerg. & Dev. Asia	505	57,162.2	14,986.0	12,725.0	14,284.7	17,192.5	18,288.8	33,822.6	7,803.1	8,677.0	8,134.6	8,079.5	7,798.0
Bangladesh	513	378.5	r 157.7	r 142.4	r 134.4	r 182.5	r 206.8	368.9	r 91.6	r 92.6	r 84.4	r 74.6	r 79.7
Bhutan	514	r 0.0	r 0.0	r 0.0	r 0.1
Brunei Darussalam	516	0.7	r 0.2	r 1.2	r 0.7	r 0.3	r 0.1	r 0.0	r 0.0	r 0.0	r 0.1	r 0.0
Cambodia	522	5.8	r 1.4	r 0.6	r 3.0	r 5.2	r 1.7	78.2	r 17.4	r 15.5	r 21.0	r 14.8	r 16.6
China,P.R.: Mainland	924	26,839.2	r 6,776.6	r 5,556.5	r 6,025.3	r 7,468.7	r 8,436.0	20,082.4	r 4,529.5	r 5,247.9	r 5,015.4	r 4,930.6	r 4,574.8
Fiji	819	r 0.0	2.1	r 0.3	r 0.3	r 0.2	r 0.4	r 0.3
India	534	19,813.7	r 5,149.2	r 4,517.1	r 4,570.3	r 5,344.3	r 5,697.1	5,243.3	r 1,401.8	r 1,355.3	r 1,225.1	r 1,254.6	r 1,508.8
Indonesia	536	2,005.8	r 779.0	r 552.3	r 715.4	r 612.5	r 758.9	1,678.9	r 379.0	r 468.5	r 355.6	r 387.1	r 355.9
Lao People's Dem.Rep	544	0.3	r 0.0	r 0.3	r 0.1	r 0.0	r 0.2
Malaysia	548	1,641.7	r 509.4	r 362.8	r 508.9	r 633.9	r 668.0	1,080.4	r 310.0	r 313.6	r 252.7	r 257.0	r 233.6
Maldives	556	1.5	r 0.6	r 0.5	r 0.4	r 0.2	r 0.3	2.3	r 0.8	r 0.6	r 0.5	r 0.4	r 0.2
Marshall Islands	867	r 1.1	r 0.2	r 0.1	r 0.0	r 0.0	r 0.0
Mongolia	948	2.6	r 0.4	r 0.0	r 0.0	r 0.1	r 0.2	4.5	r 0.2	r 0.2	r 0.2	r 0.2	r 0.2
Myanmar	518	25.7	r 19.7	r 18.0	r 516.8	r 722.6	r 399.7	48.2	r 14.1	r 11.7	r 13.0	r 12.9	r 16.0
Nepal	558	51.3	r 9.7	r 7.2	r 12.8	r 6.5	r 3.3	0.8	r 0.1	r 0.2	r 0.2	r 0.2	r 0.2
Papua New Guinea	853	r 3.2	r 41.6	r 4.6
Philippines	566	1,435.8	r 361.1	r 310.1	r 309.8	r 507.1	r 540.3	282.5	r 95.1	r 69.9	r 72.3	r 72.4	r 61.6

Saudi Arabia (456)

In Millions of U.S. Dollars

		Exports (FOB)						Imports (CIF)					
		2016	2017Q1	2017Q2	2017Q3	2017Q4	2018Q1	2016	2017Q1	2017Q2	2017Q3	2017Q4	2018Q1
Samoa	862	r 0.0	r 0.0	r 0.0	r 0.1	r 0.1	r 0.1
Sri Lanka	524	364.8	r 66.7	r 25.7	r 37.7	r 82.8	r 118.7	98.5	r 30.1	r 24.4	r 25.9	r 26.1	r 35.4
Thailand	578	4,111.0	r 1,020.1	r 1,096.7	r 1,205.0	r 1,285.1	r 1,294.2	2,989.7	r 509.2	r 598.4	r 617.3	r 623.4	r 466.0
Timor-Leste	537	r 0.1	r 0.1	r 0.0	r 0.0	r 0.0	r 0.0	r 0.0
Tonga	866	r 0.1	r 0.0	r 0.0	r 0.0
Vietnam	582	484.0	r 129.8	r 133.9	r 244.2	r 298.7	r 158.9	1,861.8	r 423.7	r 477.3	r 450.6	r 424.4	r 448.2
Europe	170	2,444.0	847.2	859.1	1,132.5	1,056.9	1,254.9	6,824.2	1,832.3	1,587.8	1,477.5	1,767.1	1,434.7
Emerg. & Dev. Europe	903	2,398.5	830.1	836.5	1,114.4	1,029.1	1,230.1	5,325.2	1,419.7	1,258.3	1,112.9	1,379.3	1,122.4
Albania	914	0.4	r 0.6	r 0.3	r 0.1	r 0.7	r 0.3	1.2	r 0.4	r 0.6	r 0.4	r 0.4	r 0.5
Bosnia and Herzegovina	963	r 0.1	r 0.2	r 0.0	r 0.0	r 0.1	32.4	r 1.8	r 2.3	r 2.9	r 5.7	r 2.4
Bulgaria	918	0.3	r 0.1	r 1.0	r 2.7	r 35.1	r 2.5	137.4	r 90.1	r 32.8	r 25.3	r 82.0	r 26.5
Croatia	960	1.2	r 0.3	r 0.7	r 29.2	r 38.3	r 0.5	173.7	r 10.5	r 19.2	r 8.4	r 27.0	r 14.1
Faroe Islands	816	r 0.1	r 0.0
Gibraltar	823	r 20.4	r 38.8	r 17.3	r 0.0	r 0.0	r 0.0	r 0.0	r 0.1
Hungary	944	4.3	r 2.0	r 2.0	r 1.8	r 0.5	r 1.0	362.4	r 58.4	r 68.6	r 66.5	r 74.3	r 67.9
Macedonia, FYR	962	r 0.0	2.3	r 0.4	r 0.6	r 0.8	r 1.2	r 0.9
Montenegro	943	r 0.0	r 0.0	r 0.0	r 0.0	r 0.0	r 0.1	r 0.0
Poland	964	589.0	r 242.6	r 279.3	r 304.7	r 257.7	r 365.2	1,007.6	r 314.3	r 270.5	r 343.9	r 369.0	r 339.8
Romania	968	4.6	r 1.6	r 2.3	r 2.5	r 8.0	r 5.0	376.5	r 72.6	r 77.4	r 75.4	r 113.8	r 50.7
Serbia, Republic of	942	r 0.1	r 0.3	r 0.0	r 0.0	r 0.0	14.5	r 3.2	r 4.5	r 32.5	r 4.1	r 5.1
Turkey	186	1,798.7	r 562.3	r 511.4	r 756.0	r 688.7	r 855.6	3,217.0	r 867.9	r 781.9	r 556.6	r 701.7	r 614.3
CIS	901	44.9	17.0	22.6	14.9	27.8	24.8	1,499.0	327.1	289.6	310.1	332.3	235.5
Armenia	911	r 0.0	r 0.0	r 0.2	r 0.3	2.8	r 0.3	r 0.3	r 0.2	r 0.2	r 0.1
Azerbaijan, Rep. of	912	2.6	r 0.6	r 0.8	r 1.2	r 2.9	r 2.0	r 0.0	r 0.1	r 0.0	r 0.2	r 0.0
Belarus	913	0.1	r 0.0	r 0.1	r 0.1	r 0.2	r 0.2	3.7	r 1.2	r 0.6	r 2.1	r 1.6	r 1.2
Georgia	915	7.4	r 2.5	r 3.2	r 3.4	r 2.6	r 1.5	25.2	r 2.2	r 1.2	r 3.5	r 1.0	r 0.1
Kazakhstan	916	r 0.0	r 0.3	r 0.4	r 0.2	r 0.0	8.9	r 4.4	r 5.7	r 6.4	r 7.7	r 3.6
Kyrgyz Republic	917	r 0.0	r 0.1	r 0.0	r 0.0	0.4	r 0.2	r 0.1	r 0.1	r 0.2	r 0.1
Moldova	921	r 0.0	r 0.1	r 0.1	2.9	r 0.9	r 1.8	r 1.6	r 1.4	r 1.7
Russian Federation	922	6.2	r 3.6	r 12.2	r 4.1	r 6.8	r 8.1	722.5	r 181.0	r 196.1	r 203.1	r 214.3	r 146.9
Tajikistan	923	0.0	r 0.1	r 0.0	r 0.0	r 0.1	r 0.2	r 0.0	r 0.0	r 0.4	r 0.7
Turkmenistan	925	r 0.2	r 0.1	r 0.0	r 0.1	r 0.7	r 0.0	r 0.0	r 0.0	r 0.0	r 0.1
Ukraine	926	26.3	r 9.9	r 5.5	r 5.7	r 13.9	r 11.4	726.2	r 132.5	r 82.6	r 92.7	r 100.4	r 78.0
Uzbekistan	927	2.3	r 0.2	r 0.3	r 0.0	r 0.7	r 0.4	6.4	r 4.2	r 1.1	r 0.4	r 4.9	r 3.0
Europe n.s.	884	0.6	r 0.1	r 0.0	r 3.1	r 0.0	r 85.5	r 39.8	r 54.6	r 55.5	r 76.8
Mid East, N Africa, Pak	440	28,354.7	9,160.0	9,559.6	9,908.4	11,219.2	10,309.2	16,336.7	4,241.2	4,221.6	3,895.6	4,231.5	4,828.8
Afghanistan, I.R. of	512	6.7	r 1.2	r 1.2	r 0.9	r 1.3	r 0.4	4.2	r 2.5	r 1.6	r 0.8	r 3.3	r 3.8
Algeria	612	332.5	r 115.2	r 109.6	r 131.4	r 166.0	r 122.8	9.6	r 1.6	r 1.5	r 0.2	r 1.5	r 1.7
Bahrain, Kingdom of	419	4,993.0	r 1,469.9	r 1,372.9	r 1,320.4	r 1,589.0	r 1,692.6	1,427.4	r 380.3	r 319.8	r 323.0	r 297.2	r 340.2
Djibouti	611	747.1	r 224.0	r 269.4	r 228.6	r 293.4	r 131.9	28.8	r 12.3	r 13.0	r 16.9	r 13.3	r 7.7
Egypt	469	2,401.2	r 951.7	r 1,401.3	r 1,315.9	r 1,364.9	r 1,265.9	2,115.4	r 529.2	r 537.2	r 440.0	r 634.3	r 372.8
Iran, I.R. of	429	3.5	r 0.2
Iraq	433	309.8	r 191.6	r 238.7	r 392.4	r 235.4	r 325.5	6.2	r 2.3	r 0.7	r 2.7	r 2.0	r 1.3
Jordan	439	1,925.4	r 746.5	r 548.9	r 676.2	r 779.5	r 702.3	1,077.8	r 190.1	r 214.5	r 224.4	r 215.8	r 164.8
Kuwait	443	1,449.2	r 455.4	r 470.7	r 499.7	r 561.6	r 501.1	456.1	r 112.4	r 131.7	r 83.2	r 110.0	r 97.3
Lebanon	446	257.0	r 90.5	r 126.5	r 116.0	r 113.7	r 126.3	388.5	r 67.7	r 129.3	r 60.6	r 144.8	r 58.5
Libya	672	67.7	r 27.9	r 20.8	r 28.7	r 29.3	r 20.5	r 0.0	r 0.0	r 0.0	r 0.0
Mauritania	682	13.3	r 5.1	r 4.8	r 3.8	r 4.6	r 7.1	2.1	r 0.2	r 0.1	r 0.2	r 0.0	r 0.0
Morocco	686	304.6	r 91.1	r 99.3	r 108.2	r 150.3	r 128.1	206.8	r 52.2	r 42.4	r 55.8	r 37.2	r 50.3
Oman	449	871.5	r 216.1	r 252.1	r 307.9	r 310.7	r 346.0	1,105.2	r 320.9	r 311.0	r 321.3	r 350.6	r 355.9
Pakistan	564	2,586.9	r 648.2	r 678.4	r 697.3	r 738.3	r 840.2	487.6	r 121.0	r 107.5	r 89.2	r 103.3	r 99.7
Qatar	453	1,325.4	r 385.5	r 332.2	r 7.9	r 3.3	r 0.5	322.5	r 90.4	r 89.7	r 0.0	r 0.0
Somalia	726	82.6	r 14.8	r 18.9	r 8.2	r 14.6	r 15.5	306.1	r 0.3	r 0.4	r 80.9	r 0.4	r 0.4
Sudan	732	395.0	r 131.9	r 139.5	r 156.5	r 208.7	r 137.9	522.3	r 169.9	r 186.4	r 141.5	r 135.3	r 148.7
Syrian Arab Republic	463	43.6	r 17.7	r 2.0	r 0.9	r 0.3	r 0.0	112.8	r 24.6	r 21.8	r 20.6	r 23.0	r 26.2
Tunisia	744	230.8	r 59.1	r 49.0	r 52.8	r 60.5	r 60.8	48.1	r 10.8	r 12.8	r 8.9	r 10.2	r 15.8
United Arab Emirates	466	9,487.6	r 3,162.5	r 3,336.4	r 3,781.7	r 4,411.0	r 3,682.9	7,631.0	r 2,113.1	r 2,064.8	r 1,996.4	r 2,119.9	r 3,036.3
West Bank and Gaza	487	8.1	r 3.1	r 3.3	r 3.8	r 4.4	r 4.2	10.1	r 2.7	r 2.3	r 1.0	r 3.9	r 1.6
Yemen, Republic of	474	515.8	r 151.1	r 83.6	r 69.2	r 178.5	r 196.5	64.8	r 36.6	r 33.1	r 28.0	r 25.5	r 45.7

Saudi Arabia (456)

In Millions of U.S. Dollars

		Exports (FOB)						Imports (CIF)					
		2016	2017Q1	2017Q2	2017Q3	2017Q4	2018Q1	2016	2017Q1	2017Q2	2017Q3	2017Q4	2018Q1
Sub-Saharan Africa	603	7,130.2	2,049.2	1,536.4	2,108.9	1,984.1	2,132.3	1,812.5	468.8	405.4	513.8	420.1	375.6
Angola	614	44.2	r 12.5	r 6.7	r 6.6	r 4.3	r 5.7	0.5	r 0.8	r 0.0	r 0.0	r 0.0	r 0.0
Benin	638	2.0	r 0.6	r 0.7	r 1.6	r 0.6	r 0.6	1.8	r 0.0	r 0.0	r 0.0	r 0.0
Botswana	616	r 0.0	r 0.0	r 0.0	r 0.2	r 0.0	r 0.0	r 0.0	r 0.0
Burundi	618	0.1	r 0.0	r 0.1	r 0.1	r 0.1	r 0.1	0.6	r 0.0	r 0.0	r 0.0	r 0.0
Cabo Verde	624	r 0.1	r 0.0
Cameroon	622	6.4	r 2.2	r 4.2	r 4.0	r 3.6	r 4.3	4.1	r 0.5	r 0.9	r 1.3	r 1.6	r 0.7
Central African Rep.	626	r 0.1	r 0.1	r 0.2	r 0.5	0.5	r 0.0	r 2.4	r 0.0	r 0.1
Chad	628	1.5	r 0.4	r 0.6	r 0.8	r 0.1	r 0.2	r 0.0	r 0.0
Comoros	632	0.7	r 0.2	r 0.1	r 0.6	r 0.4	r 0.3	2.5	r 0.4	r 0.2	r 0.1	r 0.2	r 0.3
Congo, Dem. Rep. of	636	3.9	r 1.6	r 0.8	r 0.4	r 2.5	r 0.9	491.1	r 0.0	r 0.0	r 0.1
Congo, Republic of	634	22.3	r 5.2	r 5.0	r 8.0	r 7.0	r 6.7	3.4	r 107.7	r 172.6	r 119.0	r 130.5	r 169.1
Côte d'Ivoire	662	65.9	r 20.7	r 14.2	r 23.2	r 25.1	r 22.9	1.1	r 0.1	r 0.2	r 0.3	r 0.2	r 0.2
Equatorial Guinea	642	r 0.0	r 0.0	r 1.1	r 0.0	r 0.0
Eritrea	643	3.3	r 0.8	r 1.7	r 0.8	r 0.9	r 1.4	r 0.2	r 0.0	r 0.0
Ethiopia	644	76.1	r 15.2	r 30.3	r 14.5	r 15.9	r 9.7	177.1	r 45.8	r 63.9	r 45.2	r 53.2	r 49.2
Gabon	646	1.3	r 0.3	r 0.3	r 0.2	r 0.4	r 0.3	3.7	r 0.3	r 1.1	r 0.8	r 0.5	r 0.7
Gambia, The	648	1.9	r 0.6	r 0.7	r 1.5	r 1.7	r 0.5	r 0.0
Ghana	652	53.8	r 17.7	r 13.2	r 22.1	r 27.5	r 27.3	5.6	r 1.8	r 1.1	r 1.6	r 1.2	r 1.2
Guinea	656	38.8	r 10.8	r 7.7	r 11.7	r 6.2	r 8.4	r 0.0	r 0.0	r 0.0	r 0.0
Guinea-Bissau	654	4.1	r 0.8	r 0.6	r 0.8	r 1.3	r 0.1
Kenya	664	1,550.8	r 521.1	r 244.5	r 407.1	r 302.0	r 455.8	73.3	r 22.4	r 19.9	r 15.7	r 17.1	r 28.2
Lesotho	666	0.0	r 0.0	r 0.3	r 0.3	r 0.3	r 1.9	0.9	r 0.1	r 0.2	r 0.1	r 0.1	r 0.1
Liberia	668	10.5	r 3.5	r 2.9	r 1.6	r 0.9	r 1.9	r 0.0	r 0.0	r 0.0	r 0.0	r 0.1
Madagascar	674	262.2	r 25.9	r 15.8	r 58.6	r 50.6	r 22.0	5.2	r 1.9	r 1.4	r 0.8	r 1.5	r 3.7
Malawi	676	0.5	r 0.3	r 0.5	r 0.3	r 0.3	r 0.6	0.4	r 0.1	r 0.0	r 0.3	r 0.1	r 0.1
Mali	678	0.5	r 1.0	r 1.2	r 1.7	r 1.1	r 0.4	r 0.1	r 0.0	r 0.0	r 0.1	r 0.0
Mauritius	684	151.0	r 15.1	r 4.5	r 1.4	r 20.2	r 1.1	4.7	r 1.0	r 1.6	r 1.1	r 0.7	r 2.0
Mozambique	688	322.9	r 58.8	r 65.3	r 171.8	r 128.3	r 131.1	5.0	r 0.1	r 0.2	r 0.2	r 0.1	r 0.1
Namibia	728	3.8	r 1.0	r 1.1	r 1.2	r 1.4	r 1.6	2.6	r 0.3	r 0.1	r 0.2	r 3.6	r 2.4
Niger	692	0.9	r 0.4	r 0.3	r 0.3	r 0.5	r 0.7	0.5	r 0.0	r 0.0	r 0.0	r 0.3
Nigeria	694	130.1	r 48.2	r 46.6	r 60.9	r 77.5	r 74.5	5.1	r 1.7	r 1.5	r 1.4	r 2.2	r 1.3
Rwanda	714	3.2	r 0.4	r 0.5	r 0.5	r 0.9	r 0.5	0.6	r 0.3	r 0.4	r 0.0	r 0.0	r 0.2
São Tomé & Príncipe	716	11.3	r 2.2	r 1.5	r 0.6	r 0.3	r 0.5	r 0.0	r 0.0	r 0.0	r 0.0	r 0.0
Senegal	722	27.3	r 7.2	r 8.4	r 9.7	r 9.0	r 10.3	r 0.0	r 0.0	r 0.1	r 0.0	r 0.0
Seychelles	718	r 32.7	r 0.0	r 0.1	r 0.0	r 18.2	0.5	r 0.0	r 0.0	r 0.0	r 0.0	r 0.0
Sierra Leone	724	3.8	r 0.7	r 1.4	r 1.6	r 2.2	r 1.0	10.8	r 0.1	r 0.0	r 0.0	r 0.0	r 0.0
South Africa	199	3,729.9	r 1,049.1	r 915.8	r 1,040.6	r 992.4	r 981.5	827.6	r 245.0	r 132.1	r 283.4	r 190.2	r 85.2
South Sudan, Rep. of	733	r 0.0	r 0.0	r 0.0	r 0.0	0.3	r 0.0	r 0.0	r 0.0
Swaziland	734	r 0.1	r 0.0	3.7	r 0.2	r 0.2	r 2.8	r 0.3	r 0.3
Tanzania	738	528.0	r 174.5	r 128.5	r 227.4	r 279.7	r 322.7	15.5	r 1.9	r 2.5	r 3.2	r 1.2	r 1.9
Togo	742	40.2	r 9.0	r 4.1	r 19.5	r 11.7	r 8.7	r 0.5	r 1.3	r 1.3	r 0.9	r 0.0
Uganda	746	26.2	r 7.6	r 5.5	r 5.9	r 4.8	r 7.1	1.3	r 0.5	r 0.8	r 0.7	r 0.5	r 0.8
Zambia	754	0.5	r 0.5	r 0.8	r 0.4	r 0.8	r 0.6	159.9	r 34.7	r 2.9	r 31.1	r 13.5	r 27.4
Zimbabwe	698	0.0	r 0.2	r 0.0	r 0.4	r 0.1	2.3	r 0.2	r 0.2	r 0.8	r 0.3	r 0.0
Africa n.s.	799	0.4	r 0.0
Western Hemisphere	205	1,552.9	461.1	406.7	532.2	547.3	571.0	4,847.7	1,038.8	1,136.3	979.8	1,136.1	925.5
Antigua and Barbuda	311	0.4	r 0.0	r 0.0	r 0.2	r 0.0	r 0.0
Argentina	213	43.0	r 12.1	r 20.5	r 7.7	r 15.7	r 39.1	829.2	r 160.1	r 102.5	r 183.6	r 148.5	r 103.0
Aruba	314	r 0.1	r 0.3	r 0.1	3.4	r 0.2	r 0.2	r 0.4	r 0.4	r 0.1
Bahamas, The	313	0.4	r 0.2	r 0.0	r 0.0	r 0.0	r 0.0
Barbados	316	r 0.0	r 0.0	r 0.1	r 0.0	r 0.1	r 0.2
Bolivia	218	r 0.0	r 0.0	r 0.0	r 0.4	r 0.7	0.9	r 0.2	r 0.2	r 0.2	r 0.2	r 0.1
Brazil	223	1,365.2	r 402.1	r 341.9	r 400.1	r 438.4	r 381.1	2,804.8	r 605.3	r 745.9	r 483.0	r 709.9	r 576.2
Chile	228	22.0	r 3.2	r 4.1	r 3.0	r 3.3	r 2.3	155.9	r 27.0	r 48.9	r 38.1	r 17.0	r 20.9
Colombia	233	32.8	r 6.6	r 6.1	r 11.7	r 8.9	r 11.2	15.7	r 8.1	r 2.2	r 14.2	r 4.1	r 2.6
Costa Rica	238	1.9	r 0.3	r 0.7	r 0.6	r 1.3	r 1.1	25.5	r 5.0	r 5.8	r 5.0	r 5.3	r 8.0
Dominica	321	0.7	r 1.0	r 0.6	r 0.9	r 2.0	r 0.7	8.4	r 3.1	r 4.2	r 4.7	r 4.8	r 5.5
Dominican Republic	243	3.8	r 1.0	r 1.6	r 1.1	r 3.5	r 2.9	4.3	r 1.1	r 1.1	r 1.2	r 0.8	r 2.0
Ecuador	248	11.1	r 2.5	r 2.7	r 7.2	r 5.9	r 7.2	114.2	r 34.8	r 32.3	r 37.2	r 23.9	r 29.0

Saudi Arabia (456)

In Millions of U.S. Dollars

		Exports (FOB)						Imports (CIF)					
		2016	2017Q1	2017Q2	2017Q3	2017Q4	2018Q1	2016	2017Q1	2017Q2	2017Q3	2017Q4	2018Q1
El Salvador	253	1.5	r 1.2	r 1.4	r 3.1	r 6.8	r 4.9	1.0	r 0.3	r 0.3	r 0.3	r 0.4	r 0.5
Falkland Islands	323	r 0.2	r 0.0
Guatemala	258	r 8.2	r 6.7	r 11.1	r 12.4	r 13.0	r 36.7	r 30.9	r 28.3	r 24.9	r 34.8
Guyana	336	r 0.0	0.3	r 0.1	r 0.0	r 0.0	r 1.4	r 0.5
Haiti	263	r 1.4	r 0.1	r 0.7	r 0.8	0.8	r 0.2	r 0.1	r 0.1	r 0.1	r 0.1
Honduras	268	4.4	r 1.0	r 0.3	r 0.9	r 0.6	r 2.1	3.4	r 0.4	r 0.5	r 1.0	r 2.2	r 2.1
Jamaica	343	r 0.0	r 0.3	r 0.3	8.1	r 0.0	r 0.0	r 0.1	r 0.0	r 0.0
Mexico	273	4.6	r 3.6	r 3.2	r 3.0	r 8.3	r 6.9	823.2	r 138.0	r 133.9	r 163.6	r 170.6	r 134.5
Netherlands Antilles	353	r 0.2	r 0.0	r 0.9	r 0.0	r 0.1	r 0.0	r 0.0	r 0.1
Nicaragua	278	r 0.8	r 0.1	r 0.2	r 0.4	r 1.2	1.3	r 0.1	r 0.0	r 0.1	r 0.1	r 0.1
Panama	283	r 0.0	r 0.1	r 0.0	r 0.1	r 0.1	r 11.8	r 0.0	r 0.1	r 5.6	r 0.2
Paraguay	288	2.7	r 0.5	r 1.1	r 3.2	r 2.4	r 1.4	4.4	r 0.4	r 20.0	r 11.5	r 10.9	r 1.7
Peru	293	55.5	r 15.4	r 13.4	r 71.0	r 33.0	r 92.0	26.2	r 3.7	r 5.0	r 2.5	r 1.8	r 2.1
Suriname	366	r 0.0	r 0.0	r 0.0	r 0.0	r 0.1	r 0.1
Trinidad and Tobago	369	0.8	r 0.4	r 0.0	r 0.0	r 0.0	r 0.0	0.4	r 0.0	r 0.2	r 0.0	r 0.1	r 0.0
Uruguay	298	2.8	r 0.8	r 0.5	r 7.1	r 2.0	r 1.8	15.1	r 1.8	r 1.5	r 3.7	r 2.9	r 1.1
Venezuela, Rep. Bol.	299	0.0	r 0.0	r 0.1	r 0.0	r 0.0	r 0.0	0.5	r 0.0	r 0.1	r 0.4	r 0.0	r 0.1
Other Countries n.i.e	910	0.0	0.2	1.3	0.1	0.1	0.1	9.9	3.0	2.5	2.5	3.3	0.8
Cuba	928	r 0.1	r 0.7	r 0.1	r 0.1	r 0.1	2.3	r 0.5	r 0.5	r 0.6	r 0.4	r 0.2
Korea, Dem. People's Rep.	954	0.0	r 0.1	r 0.6	r 0.0	r 0.0	r 0.0	7.6	r 2.5	r 1.9	r 1.9	r 2.8	r 0.6
Countries & Areas n.s.	898	r 0.0	r 0.0	205.8	r 0.0	r 0.2
Memorandum Items													
Africa	605	9,236.1	2,690.3	2,226.9	2,798.3	2,882.2	2,736.4	2,936.1	716.1	661.9	818.1	617.9	600.2
Middle East	405	23,655.3	7,869.5	8,189.5	8,520.8	9,581.6	8,864.5	14,721.1	3,870.3	3,855.9	3,501.3	3,927.2	4,500.7
European Union	998	16,740.3	5,750.8	5,614.0	6,058.1	8,374.8	7,377.0	36,227.8	9,290.9	7,922.9	7,698.8	9,010.4	7,732.1
Export earnings: fuel	080	19,606.2	6,255.9	6,299.8	6,641.3	7,600.7	7,005.9	11,902.2	3,396.5	3,364.5	3,137.8	3,290.6	4,232.0
Export earnings: nonfuel	092	173,616.0	48,939.9	43,429.7	45,517.1	55,675.4	57,177.9	128,188.6	30,085.7	28,427.0	26,946.3	29,261.4	26,484.9

Senegal (722)

In Millions of U.S. Dollars

		Exports (FOB)						Imports (CIF)					
		2016	2017Q1	2017Q2	2017Q3	2017Q4	2018Q1	2016	2017Q1	2017Q2	2017Q3	2017Q4	2018Q1
IFS World		2,318.4	707.9	675.9	579.5	580.7	720.1	5,027.9	1,307.7	1,527.2	1,579.1	1,688.8	1,765.3
World	001	2,679.2	643.9	675.8	579.5	580.7	720.1	5,480.0	1,237.3	1,527.2	1,581.4	1,688.8	1,765.3
Advanced Economies	110	793.6	195.5	219.3	186.4	192.8	244.4	2,515.3	555.9	580.0	664.1	712.3	690.2
Euro Area	163	322.3	88.0	86.4	74.2	62.4	94.9	1,961.9	436.2	449.0	502.0	573.3	539.9
Austria	122	0.3	r 0.0	r 0.2	r 0.1	r 0.1	r 0.1	5.3	r 3.2	r 1.1	r 5.6	r 0.9	r 0.7
Belgium	124	14.0	161.5
Cyprus	423	1.1	r 0.1	r 0.3	r 0.3	r 0.2	r 0.2	0.0	r 0.0	r 0.1	r 0.0	r 0.0
Estonia	939	3.5	r 2.0	r 0.0	r 0.0	r 2.3	r 4.6
Finland	172	0.0	r 0.0	r 0.0	r 0.0	r 0.0	r 0.0	33.2	r 0.8	r 3.1	r 17.3	r 3.7	r 1.1
France	132	74.3	r 19.0	r 20.9	r 19.8	r 16.5	r 20.1	871.0	r 220.7	r 233.5	r 255.7	r 274.7	r 282.4
Germany	134	7.9	r 1.7	r 0.9	r 1.4	r 0.6	r 3.4	128.9	r 33.3	r 33.9	r 43.1	r 63.9	r 33.7
Greece	174	7.6	r 1.2	r 1.8	r 2.0	r 1.1	r 1.6	9.4	r 0.1	r 0.2	r 0.5	r 3.2	r 2.9
Ireland	178	2.2	r 0.0	17.2	r 4.2	r 4.5	r 1.7	r 4.1	r 5.5
Italy	136	65.3	r 17.7	r 23.1	r 16.7	r 13.0	r 20.5	132.5	r 27.1	r 40.8	r 40.8	r 36.8	r 55.2
Latvia	941	0.1	r 0.0	r 0.0	0.1	r 0.0	r 0.0
Lithuania	946	0.0	r 0.0	6.3	r 0.0	r 0.1	r 0.1	r 0.7	r 0.9
Malta	181	0.7	r 0.1	r 0.1	r 0.2	r 0.1	r 0.2	2.6	r 0.4	r 0.7	r 0.1	r 0.7	r 0.6
Netherlands	138	43.5	r 17.0	r 7.1	r 7.5	r 6.6	r 20.0	289.8	r 53.8	r 52.1	r 77.6	r 104.8	r 75.0
Portugal	182	15.0	r 3.1	r 4.1	r 1.4	r 2.5	r 2.8	30.7	r 25.7	r 7.1	r 9.6	r 8.2	r 7.2
Slovak Republic	936	0.0	r 0.5	2.2	r 0.5	r 0.9	r 1.0	r 0.6	r 0.1
Slovenia	961	0.0	r 0.0	r 0.0	0.0	r 0.0	r 0.1	r 0.0	r 0.1
Spain	184	90.3	r 28.0	r 27.7	r 24.8	r 21.1	r 26.0	267.7	r 64.3	r 70.9	r 48.7	r 68.7	r 70.0
Australia	193	0.5	r 0.2	r 0.2	r 0.0	r 0.2	r 0.3	7.9	r 7.4	r 9.7	r 14.8	r 9.0	r 2.7
Canada	156	1.3	r 0.1	r 0.5	r 0.4	r 0.3	r 0.3	19.1	r 4.5	r 6.3	r 6.3	r 6.9	r 8.1
China,P.R.: Hong Kong	532	3.3	r 1.9	r 1.4	r 0.9	r 0.4	r 0.8	7.7	r 2.6	r 4.1	r 8.8	r 4.4	r 3.8
Czech Republic	935	r 0.0	4.7	r 0.7	r 1.0	r 1.8	r 0.7	r 1.4
Denmark	128	1.6	r 0.2	r 1.0	r 0.0	r 0.1	r 0.0	7.9	r 1.0	r 1.6	r 3.9	r 2.8	r 10.4
Iceland	176	1.2	r 0.1	r 0.0	r 0.0	r 0.0	r 0.3	0.4	r 0.1	r 0.0	r 0.3	r 0.4	r 0.4
Israel	436	3.5	r 0.6	r 0.5	r 0.8	r 0.6	r 1.2	6.2	r 0.2	r 2.9	r 0.6	r 2.0	r 0.5
Japan	158	7.1	r 0.4	r 1.9	r 1.9	r 1.1	r 1.5	124.5	r 20.5	r 17.6	r 18.0	r 26.9	r 25.5
Korea, Republic of	542	50.7	r 4.0	r 16.6	r 14.7	r 5.5	r 4.6	49.4	r 9.7	r 15.3	r 12.3	r 11.3	r 11.9
New Zealand	196	0.0	r 0.0	r 0.4	13.9	r 0.2	r 2.7	r 2.2	r 0.3	r 2.2
Norway	142	13.9	r 7.1	r 12.3	r 12.5	r 11.9	r 4.5	1.2	r 0.1	r 0.1	r 2.1	r 0.8	r 0.1
Singapore	576	1.4	r 0.0	r 0.3	r 0.6	r 0.3	r 0.9	74.9	r 3.5	r 2.4	r 4.3	r 6.9	r 15.0
Sweden	144	1.1	r 0.0	r 0.0	r 0.6	r 2.5	r 0.0	23.3	r 3.8	r 5.9	r 8.6	r 4.6	r 6.4
Switzerland	146	268.4	r 56.8	r 75.8	r 62.1	r 89.0	r 96.3	35.2	r 13.5	r 8.3	r 8.3	r 8.6	r 9.0
Taiwan Prov.of China	528	0.7	r 0.2	r 0.5	r 0.5	r 0.3	r 0.4	2.1	r 0.2	r 1.3	r 0.7	r 1.3	r 2.0
United Kingdom	112	53.8	r 23.7	r 15.2	r 6.0	r 9.8	r 17.9	52.4	r 26.8	r 16.4	r 16.9	r 17.3	r 16.8
United States	111	62.7	r 12.3	r 6.8	r 10.8	r 8.3	r 20.6	122.7	r 24.9	r 35.1	r 52.2	r 34.9	r 34.2
Emerg. & Dev. Economies	200	1,743.3	410.1	410.8	359.8	351.2	429.0	2,955.6	680.1	944.6	911.1	974.6	1,073.9
Emerg. & Dev. Asia	505	389.7	89.0	75.6	61.4	31.4	110.7	1,149.4	246.0	305.6	342.4	380.2	423.6
Bangladesh	513	11.2	r 4.6	r 2.4	r 1.1	r 3.7	0.1	r 0.0	r 0.0	r 0.0	r 0.0	r 0.0
Brunei Darussalam	516	0.5	r 0.2	r 0.0	r 0.6	r 0.3	r 0.7	0.1	r 0.0	r 0.0
Cambodia	522	0.0	r 0.0	r 0.0	0.1	r 0.2	r 0.0	r 0.4	r 0.0	r 0.0
China,P.R.: Mainland	924	127.2	r 50.9	r 16.4	r 15.4	r 6.3	r 48.5	564.6	r 114.8	r 119.6	r 189.9	r 203.2	r 225.5
India	534	208.1	r 30.0	r 52.9	r 44.4	r 19.2	r 53.4	417.3	r 84.4	r 133.3	r 105.9	r 112.7	r 142.9
Indonesia	536	0.9	r 0.7	r 0.4	r 0.1	r 0.1	r 0.8	21.8	r 3.4	r 7.2	r 3.9	r 5.0	r 3.8
Malaysia	548	0.3	r 1.2	r 0.2	r 0.3	r 0.1	r 1.5	37.7	r 7.8	r 9.1	r 10.5	r 22.0	r 17.4
Mongolia	948	0.2	r 0.0	r 0.4	r 0.1
Myanmar	518	r 1.0	r 1.0	r 1.5
Nauru	836	r 0.0	0.1	r 0.0
Papua New Guinea	853	0.1	r 0.0	0.2	r 0.0	r 0.0	r 0.0
Philippines	566	r 0.1	0.2	r 0.1	r 0.1	r 0.7	r 0.2	r 0.3
Sri Lanka	524	0.1	r 0.0	r 0.0	r 0.0	r 0.0	r 0.0
Thailand	578	2.1	r 0.2	r 0.0	r 3.7	r 0.9	100.0	r 34.5	r 35.3	r 28.4	r 34.7	r 30.1
Vietnam	582	39.1	r 1.3	r 3.2	r 0.6	r 0.6	r 1.1	4.2	r 0.9	r 0.6	r 1.8	r 1.2	r 1.9
Asia n.s.	598	2.8
Europe	170	26.1	4.1	4.1	4.5	4.1	8.9	396.4	134.5	189.7	184.0	189.7	223.0
Emerg. & Dev. Europe	903	24.1	2.4	0.8	2.0	2.0	3.7	224.8	69.4	80.5	73.6	84.7	95.6
Albania	914	0.2	r 0.0	r 0.0	r 0.1	r 0.0	r 0.2	6.1	r 0.9	r 1.6	r 1.8	r 1.6	r 1.0

Senegal (722)

In Millions of U.S. Dollars

		Exports (FOB)						Imports (CIF)					
		2016	2017Q1	2017Q2	2017Q3	2017Q4	2018Q1	2016	2017Q1	2017Q2	2017Q3	2017Q4	2018Q1
Bosnia and Herzegovina	963	0.0	0.0	r 0.0	r 0.0	r 0.0	r 0.0	r 0.1
Bulgaria	918	0.8	r 0.0	r 0.4	r 0.0	r 0.1	r 0.4	4.6	r 0.3	r 1.2	r 3.6	r 1.5	r 2.3
Croatia	960	0.0	0.2	r 0.1
Gibraltar	823	2.6	0.3	r 0.0	r 0.2
Hungary	944	1.0	r 0.0	r 0.1	10.8	r 3.6	r 3.0	r 3.3	r 4.9	r 3.0
Montenegro	943	0.5	r 0.0	r 0.0	1.6	r 0.0	r 0.0	r 0.0
Poland	964	14.3	r 2.3	r 0.0	r 1.4	r 1.1	r 2.0	55.5	r 25.3	r 14.8	r 8.7	r 13.3	r 13.5
Romania	968	0.0	r 0.0	5.5	r 0.9	r 2.0	r 2.5	r 2.1	r 3.7
Serbia, Republic of	942	0.3	0.0
Turkey	186	4.5	r 0.1	r 0.4	r 0.5	r 0.8	r 1.0	140.1	r 38.4	r 57.9	r 53.7	r 61.1	r 72.0
CIS	901	2.0	0.0	0.3	0.3	0.0	2.8	171.0	33.5	62.3	59.1	48.5	58.7
Armenia	911	0.0	r 0.0	2.9	r 0.0	r 0.0	r 0.0	r 0.0
Azerbaijan, Rep. of	912	0.1	r 0.0	r 0.0	r 0.0	0.2	r 0.0	r 0.0	r 0.0	r 0.2
Belarus	913	r 0.0	0.1	r 2.6	r 2.6	r 0.2
Georgia	915	0.2	r 0.1	r 0.0	r 0.0	r 0.0	1.2	r 0.1	r 0.0	r 0.1	r 1.6	r 4.3
Kazakhstan	916	0.0	r 0.0	4.1	r 3.1
Russian Federation	922	1.1	r 0.0	r 0.0	92.1	r 17.7	r 37.9	r 37.1	r 18.7	r 20.1
Ukraine	926	0.6	r 0.0	r 0.2	r 0.2	r 0.0	r 2.7	70.5	r 13.1	r 18.6	r 21.9	r 28.1	r 34.0
Europe n.s.	884	r 1.7	r 3.0	r 2.3	r 2.1	r 2.5	0.6	r 31.5	r 47.0	r 51.3	r 56.5	r 68.8
Mid East, N Africa, Pak	440	184.3	49.0	48.7	50.6	70.1	39.2	440.6	95.5	90.5	101.8	109.4	120.7
Afghanistan, I.R. of	512	0.0	r 0.0	r 0.0	1.1	r 0.1	r 0.1	r 0.1	r 0.1
Algeria	612	0.6	r 0.1	r 0.0	r 0.3	r 0.2	r 0.2	24.7	r 3.1	r 0.3	r 0.1	r 4.6	r 1.2
Bahrain, Kingdom of	419	0.5	r 0.1	r 0.0	r 0.5	r 0.4
Djibouti	611	0.1	r 0.0	r 0.0	r 0.0	r 0.0	r 0.0
Egypt	469	0.5	r 0.0	r 0.1	r 0.3	r 0.0	r 0.1	28.0	r 6.3	r 4.4	r 5.2	r 6.1	r 4.6
Iran, I.R. of	429	2.1	r 0.9	r 1.4	27.5	r 6.5	r 9.6	r 6.1	r 10.5	r 5.5
Jordan	439	0.1	r 0.0	r 0.0	r 0.0	r 0.0	0.9	r 0.1	r 0.2	r 0.2	r 0.2	r 0.0
Kuwait	443	0.0	r 0.9	1.1	r 0.2	r 0.1	r 0.2	r 0.7	r 0.3
Lebanon	446	14.8	r 4.9	r 5.8	r 2.7	r 4.0	r 4.3	4.7	r 1.5	r 1.1	r 5.4	r 1.8	r 6.4
Libya	672	0.0	r 0.5	r 0.0	r 0.0	1.6	r 0.0	r 0.0	r 0.0	r 3.3	r 0.0
Mauritania	682	77.7	r 19.1	r 12.9	r 10.9	r 21.8	r 13.9	8.9	r 0.6	r 1.4	r 1.6	r 2.6	r 2.0
Morocco	686	7.7	r 1.0	r 0.8	r 1.5	r 0.6	r 1.8	95.0	r 18.6	r 19.9	r 27.8	r 28.9	r 27.9
Oman	449	r 0.0	r 0.0	r 0.0	0.4	r 0.0	r 0.2	r 0.2	r 0.3	r 0.4
Pakistan	564	0.9	r 0.0	r 0.0	r 0.0	19.4	r 4.9	r 1.2	r 1.9	r 1.7	r 11.7
Qatar	453	0.0	r 0.0	r 0.0	r 0.0	4.3	r 1.0	r 1.0	r 0.7	r 1.0	r 1.6
Saudi Arabia	456	1.6	r 0.0	r 0.0	r 0.1	r 0.0	r 0.0	24.2	r 3.6	r 6.1	r 5.6	r 11.0	r 9.9
Sudan	732	0.7	r 0.1	r 0.5	r 0.1	r 0.2	0.1	r 0.1	r 0.1	r 0.0	r 0.1	r 0.1
Tunisia	744	3.4	r 0.0	r 0.3	r 0.1	r 0.9	r 0.1	40.5	r 15.4	r 14.0	r 11.1	r 10.8	r 13.7
United Arab Emirates	466	74.1	r 23.3	r 27.4	r 34.7	r 41.5	r 17.3	157.9	r 33.6	r 30.8	r 35.2	r 25.4	r 35.1
Sub-Saharan Africa	603	1,127.1	266.1	267.5	238.9	234.3	268.3	736.5	153.9	277.3	189.4	228.0	235.0
Angola	614	4.4	r 0.0	r 0.5	r 0.2	r 0.1	r 0.2	1.4	r 0.0	r 0.1	r 0.1
Benin	638	19.3	r 4.5	r 5.6	r 2.6	r 4.2	r 5.2	0.4	r 0.1	r 0.0	r 0.1	r 0.3	r 0.4
Burkina Faso	748	52.7	r 17.2	r 14.5	r 10.1	r 12.2	r 17.1	0.6	r 0.0	r 0.2	r 0.0	r 0.0	r 0.0
Burundi	618	0.1	r 0.0	r 0.0	r 0.0	r 0.0	r 0.0	0.0
Cabo Verde	624	3.2	r 1.6	r 1.0	r 1.0	r 0.3	r 1.4	0.1	r 0.0	r 0.0	r 0.0
Cameroon	622	27.0	r 2.8	r 3.7	r 3.6	r 7.6	r 8.0	14.1	r 3.3	r 2.9	r 3.5	r 5.7	r 3.1
Central African Rep.	626	9.4	r 2.0	r 2.1	r 3.5	r 1.0	r 1.1	0.0
Chad	628	23.4	r 7.0	r 7.2	r 9.9	r 2.1	r 10.4
Comoros	632	0.1	r 0.0
Congo, Dem. Rep. of	636	1.5	r 0.3	r 0.4	r 0.5	r 0.8	r 0.6	0.2	r 0.1	r 0.2	r 0.5	r 0.6	r 0.0
Congo, Republic of	634	43.6	r 12.1	r 12.7	r 8.6	r 9.5	r 11.9	4.3	r 0.1	r 0.7	r 0.9	r 0.1	r 0.1
Côte d'Ivoire	662	135.0	r 28.7	r 47.4	r 31.6	r 24.7	r 30.2	104.8	r 21.6	r 55.7	r 20.7	r 27.3	r 26.2
Equatorial Guinea	642	4.8	r 0.3	r 0.5	r 0.1	r 0.6	r 1.0	5.3	r 3.6	r 1.5	r 0.9	r 1.4	r 0.6
Ethiopia	644	0.0	r 0.1	0.0	r 0.0	r 0.0	r 0.0
Gabon	646	11.4	r 0.8	r 0.7	r 1.3	r 1.5	r 1.4	3.3	r 0.3	r 0.1	r 0.1	r 1.8	r 0.0
Gambia, The	648	85.8	r 44.3	r 19.4	r 25.2	r 14.6	r 18.7	0.2	r 0.1	r 0.1	r 0.2	r 1.6	r 2.2
Ghana	652	16.9	r 3.3	r 2.6	r 6.2	r 4.2	r 3.4	55.4	r 24.8	r 14.4	r 17.1	r 16.8	r 20.2
Guinea	656	85.3	r 21.3	r 19.4	r 18.9	r 23.1	r 24.6	3.3	r 0.5	r 1.1	r 0.5	r 1.9	r 5.0
Guinea-Bissau	654	53.1	r 9.1	r 11.7	r 9.5	r 10.1	r 7.0	0.0
Kenya	664	0.0	r 0.0	r 0.0	r 0.1	0.4	r 0.0	r 0.1	r 0.2	r 0.1	r 0.1

Senegal (722)

In Millions of U.S. Dollars

		Exports (FOB)						Imports (CIF)					
		2016	2017Q1	2017Q2	2017Q3	2017Q4	2018Q1	2016	2017Q1	2017Q2	2017Q3	2017Q4	2018Q1
Liberia	668	7.1	r 2.3	r 0.9	r 1.5	r 1.4	r 1.7	2.1
Madagascar	674	0.0	r 0.0	r 0.0	r 0.0	0.0	r 0.0	r 0.0	r 0.2
Malawi	676	0.0	0.3	r 0.0	r 0.0	r 0.0	r 0.2
Mali	678	461.3	r 89.4	r 100.0	r 87.7	r 89.8	r 92.8	7.1	r 0.6	r 0.5	r 0.1	r 3.3	r 0.8
Mauritius	684	0.0	r 0.2	r 0.0	r 0.0	r 0.0	4.3	r 0.4	r 0.9	r 0.3	r 0.4	r 0.7
Mozambique	688	0.7	r 0.1	1.0	r 0.2	r 0.2	r 0.5	r 0.4
Namibia	728	0.1	r 0.2	r 0.0	r 0.1	r 0.1	0.0	r 0.1	r 0.0	r 0.1
Niger	692	22.6	r 4.3	r 3.5	r 3.8	r 4.9	r 6.9	0.0	r 0.1	r 0.0	r 0.0	r 0.0	r 0.1
Nigeria	694	10.1	r 3.5	r 4.9	r 6.1	r 6.7	r 10.4	424.8	r 64.3	r 174.8	r 116.1	r 126.8	r 128.7
Rwanda	714	0.1	r 0.0	r 0.0	r 0.0
Seychelles	718	0.1	r 0.0	r 0.0
Sierra Leone	724	17.1	r 3.4	r 2.2	r 1.9	r 2.9	r 2.8	1.2	r 0.0	r 0.7	r 2.5	r 0.0	r 1.3
South Africa	199	1.9	r 0.3	r 0.6	r 0.3	r 3.4	r 0.1	91.1	r 27.0	r 20.5	r 24.6	r 38.3	r 37.7
Swaziland	734	r 0.0	r 2.9	r 3.8	2.1	r 0.0	r 0.0
Tanzania	738	3.0	r 0.1	r 0.2	r 0.2	r 0.2	r 0.1	0.8	r 0.0	r 0.2	r 0.5	r 0.7
Togo	742	25.4	r 7.2	r 5.5	r 3.7	r 5.0	r 7.2	7.4	r 6.7	r 2.4	r 0.8	r 0.5	r 6.5
Uganda	746	0.4	r 0.0	r 0.1	r 0.1	0.0	r 0.0	r 0.0	r 0.0
Zambia	754	0.2	r 0.1	r 0.3	r 0.5	r 0.1	r 0.1	0.1	r 0.0	r 0.0
Africa n.s.	799	0.1	r 0.0
Western Hemisphere	205	16.0	1.9	14.9	4.4	11.2	1.9	232.6	50.3	81.5	93.5	67.2	71.5
Antigua and Barbuda	311	0.1	r 0.6	r 0.0	r 0.0	7.8	r 0.0	r 0.0	r 0.1	r 0.1	r 0.0
Argentina	213	0.1	r 0.1	r 9.3	r 0.0	57.1	r 24.5	r 26.6	r 34.8	r 15.2	r 32.2
Aruba	314	1.2
Bahamas, The	313	r 0.0	r 0.1	r 0.0	r 0.0
Barbados	316	0.2
Bolivia	218	0.0	2.2
Brazil	223	5.3	r 0.7	r 0.4	r 0.7	r 0.6	r 0.5	121.0	r 18.9	r 16.8	r 50.4	r 35.4	r 31.1
Chile	228	0.1	r 0.0	r 1.4	r 0.1	0.8	r 0.0	r 0.5	r 0.1	r 0.1	r 0.1
Colombia	233	0.4	r 0.1	r 0.0	r 0.1	r 0.0	r 0.0	1.8	r 0.6	r 0.9	r 1.1	r 0.8	r 1.2
Costa Rica	238	0.0	r 0.0	0.7	r 0.1	r 0.1	r 0.2	r 0.1	r 0.3
Curacao	354	0.1
Dominican Republic	243	0.4	r 0.0	r 0.3	r 0.7	r 0.0	r 0.0
Ecuador	248	0.3	r 0.0	r 0.3	r 0.0	r 1.9	0.1	r 0.0	r 0.4	r 0.0
El Salvador	253	r 0.2	0.0
Guatemala	258	0.0	r 0.0	16.2	r 0.3	r 15.0	r 3.0	r 1.0	r 0.1
Haiti	263	0.2	r 0.1	0.2
Honduras	268	0.0	r 0.0	r 0.1	r 0.0
Mexico	273	8.1	r 0.4	r 4.8	r 3.2	r 7.0	r 0.9	3.9	r 1.0	r 0.2	r 0.8	r 1.4	r 0.9
Nicaragua	278	0.3	r 0.0	r 0.0	r 0.1	0.0	r 0.0	r 13.5	r 0.0
Panama	283	0.0	r 0.3	0.7	r 0.1	r 0.3	r 0.0
Paraguay	288	3.2	r 0.1	r 0.0	r 1.0	r 6.8	r 2.8
Peru	293	0.5	r 0.1	r 0.2	r 0.0	r 0.0	r 0.0
Suriname	366	r 0.0	0.5	r 0.0	r 0.0	r 0.1	r 0.1	r 0.1
Trinidad and Tobago	369	0.9	r 0.0	7.8	r 5.2	r 1.0	r 0.5
Uruguay	298	0.0	r 0.0	4.0	r 0.2	r 1.9	r 0.1	r 5.6	r 2.7
Venezuela, Rep. Bol.	299	r 0.0	r 0.1	r 0.0	r 0.0	2.4	r 4.4	r 0.0	r 0.1
Other Countries n.i.e	910	0.5	1.2	1.3	0.0	0.6	0.0	0.0	0.0	0.1	0.0
Cuba	928	0.2	r 0.0	r 0.0
Korea, Dem. People's Rep.	954	0.5	r 1.2	r 1.3	r 0.0	0.3	r 0.0	r 0.0	r 0.0	r 0.1	r 0.0
Special Categories	899	141.9	r 38.2	r 43.3	r 31.3	r 36.5	r 46.2	r 0.0	r 0.0	r 0.0	r 0.1
Countries & Areas n.s.	898	r 0.0	r 1.2	r 0.7	r 0.3	r 0.5	8.6	r 1.3	r 2.6	r 6.2	r 1.8	r 1.1
Memorandum Items													
Africa	605	1,217.2	286.5	281.9	251.7	257.9	284.3	905.7	191.5	312.9	230.0	275.0	280.1
Middle East	405	93.3	28.6	34.3	37.8	46.5	23.2	251.0	52.9	53.5	59.1	60.6	64.0
European Union	998	395.0	114.2	103.0	82.2	76.0	115.4	2,126.8	498.6	494.9	551.3	620.5	597.4
Export earnings: fuel	080	179.4	47.8	55.1	61.8	65.4	55.1	791.9	139.1	273.1	205.7	207.2	205.0
Export earnings: nonfuel	092	2,499.9	596.0	620.7	517.6	515.3	665.0	4,688.1	1,098.3	1,254.1	1,375.7	1,481.6	1,560.3

Serbia, Republic of (942)

In Millions of U.S. Dollars

		Exports (FOB)						Imports (CIF)					
		2016	2017Q1	2017Q2	2017Q3	2017Q4	2018Q1	2016	2017Q1	2017Q2	2017Q3	2017Q4	2018Q1
IFS World		14,868.8	3,750.2	4,356.3	4,451.4	4,473.5	18,888.3	4,808.0	5,432.3	5,542.6	6,210.8
World	001	14,851.7	3,738.2	4,318.5	4,289.5	4,251.9	4,513.4	19,306.2	4,891.6	5,494.7	5,823.4	6,186.2	6,215.6
Advanced Economies	110	7,800.8	2,019.5	2,200.0	2,191.9	2,254.3	2,537.5	10,015.4	2,517.3	2,813.5	2,873.8	3,098.6	3,165.2
Euro Area	163	6,455.4	1,675.3	1,827.8	1,799.9	1,821.1	2,088.3	8,005.8	2,015.6	2,258.0	2,279.8	2,487.8	2,521.2
Austria	122	375.2	r 101.0	r 114.4	r 125.1	r 113.0	r 130.3	583.8	r 152.1	r 165.9	r 178.6	r 177.0	r 165.1
Belgium	124	183.7	r 47.5	r 45.4	r 44.7	r 55.2	r 55.1	440.3	r 105.0	r 105.1	r 100.1	r 105.6	r 135.0
Cyprus	423	18.2	r 3.8	r 4.0	r 4.3	r 3.4	r 4.3	5.7	r 2.3	r 2.7	r 1.0	r 0.9	r 1.4
Estonia	939	5.1	r 1.2	r 1.3	r 1.2	r 0.9	r 1.3	5.8	r 1.6	r 1.5	r 1.6	r 2.8	r 2.0
Finland	172	19.1	r 7.4	r 5.5	r 4.7	r 5.1	r 8.5	83.4	r 21.8	r 34.0	r 30.2	r 35.8	r 33.6
France	132	413.8	r 114.0	r 126.0	r 128.2	r 135.9	r 136.0	577.0	r 151.3	r 150.9	r 162.0	r 178.2	r 182.7
Germany	134	1,940.0	r 493.4	r 529.0	r 568.3	r 540.7	r 590.6	2,473.4	r 610.0	r 706.1	r 743.9	r 776.5	r 822.8
Greece	174	147.6	r 36.0	r 51.0	r 47.2	r 48.8	r 45.0	292.3	r 62.8	r 90.2	r 72.1	r 97.4	r 81.6
Ireland	178	8.1	r 2.7	r 2.4	r 1.5	r 1.9	r 1.2	91.6	r 25.9	r 28.1	r 30.2	r 24.1	r 31.5
Italy	136	2,168.3	r 575.7	r 603.8	r 507.8	r 549.6	r 676.5	1,984.4	r 490.6	r 577.1	r 528.9	r 636.8	r 589.6
Latvia	941	3.2	r 0.9	r 1.1	r 2.1	r 1.4	r 1.3	5.8	r 1.2	r 1.7	r 1.4	r 1.6	r 1.9
Lithuania	946	18.4	r 3.4	r 4.6	r 6.6	r 10.5	r 12.2	17.3	r 3.2	r 4.0	r 5.0	r 6.7	r 4.3
Luxembourg	137	15.7	r 2.5	r 3.4	r 2.4	r 1.3	r 0.5	16.2	r 3.8	r 3.8	r 3.7	r 3.3	r 3.9
Malta	181	3.4	r 0.2	r 0.3	r 0.3	r 0.5	r 0.2	6.3	r 22.7	r 0.9	r 2.3	r 2.1	r 2.1
Netherlands	138	176.2	r 52.4	r 51.6	r 60.7	r 71.1	r 94.0	315.3	r 83.0	r 92.3	r 99.5	r 100.6	r 107.0
Portugal	182	18.7	r 3.9	r 4.8	r 4.9	r 5.1	r 3.9	25.7	r 7.2	r 9.0	r 9.4	r 8.9	r 26.5
Slovak Republic	936	302.1	r 77.4	r 83.3	r 83.2	r 79.1	r 88.7	250.3	r 57.5	r 61.8	r 70.5	r 73.3	r 62.8
Slovenia	961	476.5	r 110.4	r 144.7	r 159.1	r 141.7	r 175.3	568.7	r 138.0	r 145.2	r 153.7	r 165.0	r 168.7
Spain	184	162.1	r 41.3	r 51.1	r 47.5	r 55.9	r 63.4	262.3	r 75.4	r 77.6	r 85.8	r 91.2	r 98.8
Australia	193	9.7	r 2.3	r 2.4	r 3.1	r 3.9	r 2.9	5.9	r 1.0	r 1.3	r 3.1	r 2.0	r 1.4
Canada	156	27.0	r 5.5	r 6.1	r 13.2	r 11.0	r 7.1	22.5	r 7.0	r 7.6	r 8.0	r 8.2	r 7.3
China,P.R.: Hong Kong	532	58.2	r 7.7	r 10.0	r 9.4	r 7.9	r 7.5	12.6	r 4.7	r 3.1	r 7.4	r 6.2	r 10.4
China,P.R.: Macao	546	0.0	r 0.0	r 0.0	2.8	r 0.8	r 0.0	r 0.0	r 0.0	r 0.0
Czech Republic	935	367.5	r 101.1	r 104.6	r 97.7	r 105.4	r 140.2	482.8	r 137.4	r 146.3	r 155.7	r 161.1	r 160.8
Denmark	128	53.3	r 13.3	r 14.2	r 18.0	r 16.7	r 16.1	147.4	r 32.4	r 31.2	r 44.4	r 41.1	r 41.0
Iceland	176	1.4	r 0.6	r 0.8	r 0.2	r 0.5	r 0.6	1.9	r 0.1	r 0.1	r 0.2	r 0.1	r 0.1
Israel	436	22.8	r 6.0	r 6.3	r 6.7	r 8.4	r 7.1	43.2	r 11.9	r 11.1	r 8.9	r 8.8	r 9.7
Japan	158	55.6	r 9.8	r 11.9	r 14.8	r 13.5	r 18.8	113.9	r 25.7	r 29.9	r 32.1	r 34.8	r 30.6
Korea, Republic of	542	5.3	r 1.3	r 1.0	r 1.5	r 4.7	r 2.9	132.4	r 33.5	r 40.2	r 44.4	r 42.0	r 47.9
New Zealand	196	0.8	r 0.1	r 0.3	r 0.1	r 0.1	r 0.1	2.3	r 0.4	r 0.4	r 0.2	r 0.3	r 0.3
Norway	142	20.9	r 4.1	r 6.1	r 6.2	r 6.1	r 6.6	38.9	r 10.0	r 9.2	r 12.0	r 13.8	r 12.7
San Marino	135	0.0	r 0.0	r 0.2	r 0.3	0.2	r 0.0	r 0.0	r 0.0	r 0.0	r 0.0
Singapore	576	12.1	r 1.5	r 2.0	r 3.5	r 2.7	r 2.7	14.9	r 5.2	r 5.2	r 3.6	r 5.4	r 6.0
Sweden	144	87.0	r 32.9	r 40.1	r 41.3	r 50.7	r 52.9	164.9	r 37.9	r 41.6	r 42.9	r 41.6	r 44.3
Switzerland	146	110.9	r 24.0	r 31.5	r 36.4	r 34.2	r 33.7	205.2	r 50.9	r 57.6	r 61.9	r 72.0	r 72.0
Taiwan Prov.of China	528	1.6	r 0.6	r 0.3	r 0.5	r 0.7	r 0.8	75.3	r 18.2	r 17.3	r 21.0	r 17.7	r 19.7
United Kingdom	112	265.8	r 68.5	r 78.4	r 84.5	r 84.5	r 82.2	212.3	r 59.3	r 73.1	r 67.8	r 68.0	r 66.5
United States	111	245.5	r 65.0	r 56.2	r 55.0	r 82.1	r 66.8	330.2	r 65.2	r 80.2	r 80.5	r 87.7	r 113.2
Emerg. & Dev. Economies	200	7,050.8	1,718.7	2,118.5	2,097.6	1,997.5	1,975.7	9,286.7	2,373.8	2,679.8	2,948.4	3,085.7	3,044.2
Emerg. & Dev. Asia	505	87.2	18.8	40.9	33.6	29.7	27.1	2,156.5	537.4	582.3	679.7	689.5	705.4
Bangladesh	513	23.5	r 0.0	r 3.7	r 0.0	r 0.0	r 1.4	51.8	r 15.4	r 14.1	r 17.9	r 13.9	r 18.3
Cambodia	522	0.0	r 0.0	r 0.0	r 0.0	r 0.0	r 0.0	10.4	r 2.9	r 2.0	r 4.3	r 3.2	r 3.7
China,P.R.: Mainland	924	25.3	r 11.3	r 18.1	r 16.1	r 16.7	r 16.6	1,603.0	r 398.7	r 427.8	r 503.5	r 515.5	r 529.7
Fiji	819	0.1	r 0.1	r 0.0	r 0.0	0.0	r 1.3	r 1.3
F.T. French Polynesia	887	0.4	r 0.0	r 0.1	r 0.0	r 0.0
F.T. New Caledonia	839	0.0	r 0.0	r 0.6	0.0
India	534	9.4	r 1.8	r 1.7	r 3.3	r 3.9	r 2.7	133.1	r 34.0	r 45.4	r 55.5	r 55.3	r 48.9
Indonesia	536	9.6	r 1.7	r 0.3	r 0.3	r 2.8	r 4.4	46.8	r 13.5	r 15.4	r 14.9	r 15.0	r 16.0
Lao People's Dem.Rep	544	0.5	r 0.1	r 0.0	r 0.0	r 0.0	r 0.0
Malaysia	548	2.2	r 2.2	r 0.2	r 0.1	r 1.2	r 0.2	34.2	r 12.1	r 11.8	r 12.5	r 11.9	r 15.1
Mongolia	948	0.4	r 0.0	r 0.3	0.0
Myanmar	518	1.9	r 0.2	r 12.1	r 0.1	r 0.1	r 0.0	1.6	r 0.6	r 0.5	r 0.0
Nepal	558	0.1	r 0.0	r 0.0	r 0.0	r 0.0	r 0.0	0.0	r 0.0	r 0.0	r 0.0	r 0.0	r 0.0
Philippines	566	0.5	r 0.0	r 0.6	r 0.1	r 0.1	r 0.0	8.9	r 2.7	r 4.3	r 4.5	r 4.4	r 4.5
Solomon Islands	813	r 0.0	r 0.1
Sri Lanka	524	0.0	r 0.0	r 0.1	r 0.1	r 0.0	r 0.0	3.6	r 0.8	r 0.9	r 1.0	r 1.0	r 1.2

Serbia, Republic of (942)

In Millions of U.S. Dollars

		Exports (FOB)						Imports (CIF)					
		2016	2017Q1	2017Q2	2017Q3	2017Q4	2018Q1	2016	2017Q1	2017Q2	2017Q3	2017Q4	2018Q1
Thailand	578	1.5	r 0.3	r 0.6	r 0.1	r 3.1	r 0.7	57.0	r 17.8	r 16.0	r 17.0	r 16.4	r 16.8
Vietnam	582	12.2	r 1.1	r 2.9	r 12.8	r 1.6	r 0.9	142.3	r 38.9	r 44.0	r 47.4	r 51.3	r 51.1
Asia n.s.	598	0.0	r 0.0	r 0.0	63.0	r 0.0	r 0.0
Europe	170	6,478.7	1,594.3	1,942.8	1,928.3	1,787.6	1,812.5	6,438.4	1,645.7	1,878.7	1,952.3	2,114.6	2,161.1
Emerg. & Dev. Europe	903	5,505.4	1,321.9	1,638.4	1,593.6	1,476.7	1,471.4	4,533.5	1,110.8	1,349.7	1,473.3	1,559.3	1,459.8
Albania	914	99.3	r 25.1	r 35.5	r 39.0	r 34.3	r 29.3	29.0	r 7.1	r 15.5	r 9.3	r 11.8	r 7.1
Bosnia and Herzegovina	963	1,229.4	r 281.8	r 328.7	r 381.2	r 370.2	r 361.3	445.3	r 110.8	r 137.8	r 168.3	r 166.9	r 150.7
Bulgaria	918	422.7	r 144.7	r 163.9	r 159.9	r 194.2	r 180.4	362.2	r 99.6	r 115.3	r 137.2	r 124.8	r 100.4
Croatia	960	514.3	r 125.8	r 156.7	r 178.6	r 159.7	r 149.0	482.3	r 103.5	r 143.0	r 147.4	r 155.9	r 137.2
Faroe Islands	816	0.4	r 0.0	r 0.1	r 0.1	r 0.1	r 0.1	r 0.1	r 0.0	r 0.0	r 0.1	r 0.0
Gibraltar	823	0.0	r 0.1	r 0.2	r 0.1	r 0.0
Hungary	944	477.6	r 137.6	r 142.4	r 180.4	r 159.7	r 179.9	883.2	r 223.4	r 257.7	r 285.2	r 325.6	r 331.8
Macedonia, FYR	962	587.0	r 128.0	r 156.9	r 162.9	r 179.8	r 164.9	212.4	r 51.2	r 58.3	r 68.4	r 68.5	r 55.8
Montenegro	943	723.0	r 148.1	r 230.9	r 78.1	64.3	r 11.5	r 12.9
Poland	964	336.0	r 97.1	r 109.5	r 112.0	r 103.6	r 118.0	834.3	r 204.0	r 237.5	r 252.2	r 234.1	r 229.8
Romania	968	846.2	r 177.4	r 236.5	r 205.4	r 194.0	r 209.0	552.8	r 136.5	r 167.1	r 166.9	r 212.0	r 197.8
Turkey	186	269.5	r 56.4	r 77.2	r 95.7	r 80.9	r 79.4	667.9	r 162.9	r 204.6	r 238.2	r 259.7	r 249.1
CIS	901	973.3	272.4	304.3	334.7	310.9	341.2	1,904.7	534.9	529.0	474.4	555.3	701.3
Armenia	911	1.5	r 0.2	r 0.3	r 0.3	r 0.3	r 0.8	45.3	r 8.9	r 29.9	r 20.9	r 24.3	r 40.6
Azerbaijan, Rep. of	912	10.0	r 1.0	r 1.0	r 1.2	r 1.4	r 2.3	2.3	r 0.2	r 0.0	r 0.0	r 0.1	r 0.0
Belarus	913	31.2	r 8.0	r 10.1	r 11.5	r 12.7	r 11.5	48.3	r 9.2	r 24.4	r 13.5	r 12.2	r 13.6
Georgia	915	5.1	r 1.5	r 2.5	r 1.5	r 1.6	r 1.5	1.6	r 0.0	r 0.0	r 0.0	r 0.0	r 0.0
Kazakhstan	916	24.3	r 9.2	r 10.4	r 5.5	r 3.7	r 5.4	53.2	r 18.5	r 20.5	r 8.3	r 1.2	r 1.8
Kyrgyz Republic	917	11.7	r 3.3	r 3.8	r 3.5	r 2.7	r 0.2	4.1	r 1.2	r 0.5	r 0.6	r 1.2	r 1.1
Moldova	921	10.3	r 2.1	r 2.1	r 3.0	r 6.2	r 2.2	16.0	r 1.8	r 2.8	r 3.4	r 4.8	r 4.5
Russian Federation	922	794.5	r 223.0	r 247.8	r 278.6	r 246.1	r 280.4	1,510.2	r 436.0	r 372.5	r 369.9	r 449.3	r 554.4
Tajikistan	923	5.8	r 1.7	r 4.0	r 1.6	r 0.7	r 3.6	0.1	r 0.0	r 0.0	r 0.1	r 0.0	r 2.4
Turkmenistan	925	1.2	r 0.0	0.3	r 0.0	r 0.1	r 0.1	r 0.1	r 0.1
Ukraine	926	76.6	r 22.4	r 22.2	r 28.0	r 35.1	r 32.6	222.9	r 59.1	r 78.1	r 57.4	r 62.0	r 82.7
Uzbekistan	927	1.0	r 0.3	r 0.1	r 0.1	r 0.5	r 0.7	0.2	r 0.1	r 0.1	r 0.1	r 0.1	r 0.1
Europe n.s.	884	0.0	r 0.0	0.1	r 0.1	r 0.0	r 4.6	r 0.0	r 0.0
Mid East, N Africa, Pak	440	395.0	87.5	114.0	109.2	151.0	108.7	385.0	110.4	128.0	225.1	189.8	103.9
Afghanistan, I.R. of	512	17.3	r 4.6	r 10.7	r 12.5	r 13.8	r 9.1	0.1	r 0.0	r 0.0	r 0.0
Algeria	612	44.3	r 4.8	r 6.9	r 6.1	r 18.0	r 7.8	0.9	r 0.0	r 0.0	r 0.0	r 0.1	r 0.0
Bahrain, Kingdom of	419	1.3	r 0.1	r 0.2	r 0.2	r 0.2	r 0.1	0.7	r 0.1	r 0.2	r 0.1	r 0.1	r 0.2
Egypt	469	57.4	r 8.0	r 6.8	r 7.1	r 8.0	r 8.5	55.2	r 16.1	r 8.9	r 6.1	r 9.5	r 9.0
Iran, I.R. of	429	11.7	r 2.6	r 2.2	r 1.5	r 2.5	r 3.3	8.7	r 1.4	r 1.3	r 6.2	r 5.8	r 5.3
Iraq	433	13.8	r 0.9	r 5.2	r 3.1	r 12.9	r 1.4	177.2	r 65.4	r 82.9	r 181.5	r 142.7	r 55.4
Jordan	439	13.2	r 2.0	r 3.4	r 2.2	r 4.1	r 3.7	16.4	r 1.5	r 7.8	r 5.4	r 4.3	r 0.1
Kuwait	443	3.4	r 2.6	r 1.1	r 1.8	r 0.7	r 0.8	1.7	r 0.1	r 0.0	r 0.3	r 0.1	r 0.1
Lebanon	446	8.3	r 1.9	r 1.7	r 1.3	r 2.8	r 1.8	0.2	r 0.4	r 0.3	r 1.0	r 0.4	r 0.2
Libya	672	7.4	r 4.1	r 2.3	r 0.2	0.0	r 0.0	r 0.0
Mauritania	682	15.1	r 1.7	r 1.2	r 4.7	r 0.3	r 0.0	0.0	r 0.0	r 0.0	r 0.0	r 0.0
Morocco	686	10.2	r 2.2	r 3.0	r 2.3	r 3.5	r 2.5	26.1	r 4.2	r 7.0	r 4.1	r 4.1	r 4.0
Oman	449	1.6	r 1.4	r 0.6	r 2.0	r 0.2	r 0.4	2.9	r 0.6	r 1.0	r 0.3	r 0.2	r 0.1
Pakistan	564	1.2	r 1.0	r 0.2	r 0.3	r 0.3	r 0.5	13.7	r 3.2	r 2.9	r 3.9	r 3.2	r 3.9
Qatar	453	3.1	r 1.2	r 0.7	r 1.6	r 7.2	r 2.3	1.8	r 0.3	r 0.0	r 0.1	r 0.1	r 0.0
Saudi Arabia	456	72.3	r 26.7	r 37.8	r 36.9	r 36.2	r 42.5	25.6	r 8.3	r 6.8	r 7.7	r 7.2	r 8.1
Somalia	726	0.3	r 0.2	r 0.0	r 0.2	r 0.3	r 0.1	0.0	r 0.0	r 0.0
Sudan	732	0.3	r 0.1	r 0.0	r 0.1	r 0.0	r 0.1	0.0	r 0.0	r 0.0	r 0.0	r 0.0
Syrian Arab Republic	463	1.0	r 0.0	r 0.1	0.0	r 0.0	r 0.0	r 0.0	r 1.8	r 5.9
Tunisia	744	20.5	r 5.3	r 6.8	r 4.7	r 6.4	r 6.2	21.6	r 5.7	r 5.5	r 4.7	r 5.5	r 5.2
United Arab Emirates	466	90.1	r 16.2	r 22.1	r 19.9	r 32.6	r 17.3	32.2	r 3.1	r 3.3	r 3.6	r 4.7	r 6.4
West Bank and Gaza	487	0.8	r 0.9	r 0.2	r 0.9	r 0.1
Yemen, Republic of	474	0.5	r 0.1	r 0.1	r 0.1	r 0.1	0.0	r 0.0	r 0.0
Sub-Saharan Africa	603	55.6	9.3	9.7	11.9	12.4	12.7	96.4	15.1	23.9	22.0	29.8	20.1
Angola	614	3.1	r 0.3	r 2.2	r 0.6	r 1.1	r 0.1	r 0.0	r 0.0	r 0.0
Benin	638	0.4	r 0.0	0.0
Botswana	616	0.3	r 0.4	r 0.0	r 0.2	r 0.2	0.1	r 0.0	r 0.0	r 0.0
Burkina Faso	748	0.2	r 0.1	r 0.4	r 0.0	r 0.0	0.0	r 0.0	r 0.0	r 0.0	r 0.0	r 0.0

Serbia, Republic of (942)

In Millions of U.S. Dollars

		Exports (FOB)						Imports (CIF)					
		2016	2017Q1	2017Q2	2017Q3	2017Q4	2018Q1	2016	2017Q1	2017Q2	2017Q3	2017Q4	2018Q1
Burundi	618	0.0	r 0.0	r 0.0	r 0.1	r 0.1	r 0.0
Cameroon	622	15.2	r 0.0	r 0.4	r 0.5	r 2.7	r 6.3	0.7	r 0.1	r 0.2	r 0.1	r 0.1	r 0.1
Central African Rep.	626	0.0	r 0.0	0.0	r 0.1	r 0.0	r 0.0
Chad	628	0.0	r 0.0	r 0.1	r 0.0
Congo, Dem. Rep. of	636	0.1	r 0.2	r 0.1	r 0.0	0.0	r 0.0	r 0.0	r 0.1	r 0.0	r 0.0
Congo, Republic of	634	0.2	r 1.0	r 0.2	r 0.0	r 0.0	0.1	r 0.0	r 0.0	r 0.0
Côte d'Ivoire	662	0.2	r 0.0	r 0.1	r 0.2	r 0.1	r 0.0	13.0	r 4.5	r 5.1	r 4.6	r 6.3	r 4.7
Equatorial Guinea	642	5.4	r 0.7	r 0.4	r 0.3	r 0.9	r 0.7
Eritrea	643	12.9	r 0.0	r 0.0	r 0.0	r 0.0
Ethiopia	644	0.6	r 0.2	r 0.2	r 0.2	r 0.3	0.2	r 0.1	r 0.1	r 0.1	r 0.1	r 0.1
Gabon	646	1.8	r 0.7	r 0.6	r 0.6	r 0.8	r 0.5	0.2	r 0.0	r 0.0	r 0.0	r 0.0
Gambia, The	648	0.1	0.0
Ghana	652	3.0	r 0.6	r 0.4	r 0.1	r 0.9	r 0.2	13.2	r 3.2	r 2.8	r 1.1	r 2.2	r 2.4
Guinea	656	0.0	r 0.5	r 0.7	r 0.5	r 0.2	r 0.0	0.0	r 0.0	r 0.0	r 0.0	r 0.0	r 0.0
Kenya	664	11.2	r 1.2	r 0.8	r 5.0	r 0.5	r 0.5	1.1	r 0.3	r 0.2	r 0.5	r 0.8	r 0.3
Lesotho	666	0.1	r 0.0	r 0.0	r 0.0	r 0.0	r 0.1
Liberia	668	0.1	r 0.1	r 0.1	r 0.1	r 0.0	r 0.0	0.6	r 0.1
Madagascar	674	0.2	r 0.0	r 0.1	r 0.0	r 0.0	r 0.0	1.0	r 0.2	r 0.1	r 0.1	r 0.1	r 0.1
Malawi	676	0.1	0.3	r 0.3	r 1.2	r 0.6	r 0.7	r 0.5
Mali	678	0.1	r 0.0	r 0.0	r 0.3	r 0.3	r 1.1	0.1	r 0.0	r 0.0	r 0.0	r 0.0
Mauritius	684	0.2	r 0.0	r 0.0	r 0.0	r 1.0	r 0.0	0.4	r 0.1	r 0.2	r 0.2	r 0.1	r 0.2
Mozambique	688	0.3	r 0.0	r 0.1	r 0.0	1.5	r 1.1	r 3.2	r 4.1	r 6.3	r 5.7
Namibia	728	0.5	0.2	r 0.0	r 0.0	r 0.0	r 0.0	r 0.0
Niger	692	0.1	0.0	r 0.0	r 0.0
Nigeria	694	7.4	r 3.5	r 0.7	r 1.2	r 1.9	r 1.4	29.6	r 0.1	r 0.1	r 0.8	r 0.3	r 0.2
Rwanda	714	0.1	r 0.0	r 0.2	r 0.1	r 0.0	0.1	r 0.1	r 0.0	r 0.0	r 0.0	r 0.0
Senegal	722	0.1	r 0.1	r 0.1	r 0.6	r 0.4	r 0.0	0.2	r 0.0	r 0.0	r 0.0	r 0.0	r 0.0
Seychelles	718	0.3	r 0.0	r 0.0	r 0.0	0.0	r 0.0	r 0.0	r 0.0	r 0.0	r 0.0
Sierra Leone	724	0.2	r 0.0	r 0.0	r 0.0	r 0.0	r 0.0	0.3	r 0.0	r 0.0	r 0.0	r 0.1	r 0.0
South Africa	199	2.7	r 0.6	r 1.1	r 0.6	r 1.1	r 0.7	14.0	r 2.6	r 5.0	r 5.1	r 4.3	r 2.7
Swaziland	734	0.6	r 0.1	0.0	r 0.0	r 0.0	r 0.0	r 0.0	r 0.0
Tanzania	738	0.2	r 0.0	r 0.1	r 0.1	r 0.1	r 0.1	0.6	r 0.7	r 2.9	r 1.8	r 5.3	r 1.8
Togo	742	0.1	r 0.0	0.2	r 0.1	r 0.1	r 0.2	r 0.1
Uganda	746	0.3	r 0.1	r 0.2	r 0.1	r 0.1	r 0.1	4.1	r 1.5	r 2.0	r 2.0	r 2.3	r 0.6
Zambia	754	0.1	r 0.0	r 0.0	r 0.0	r 0.0	r 0.0	0.1	r 0.0	r 0.0	r 0.0	r 0.0	r 0.0
Zimbabwe	698	0.1	r 0.0	r 0.0	r 0.1	r 0.1	1.1	r 0.2	r 0.5	r 0.7	r 0.7	r 0.2
Western Hemisphere	205	34.2	8.9	11.1	14.6	16.8	14.7	210.4	65.2	66.8	69.3	62.0	53.7
Argentina	213	2.2	r 1.1	r 1.4	r 0.5	r 1.4	r 0.9	27.1	r 8.4	r 7.1	r 8.4	r 7.9	r 5.3
Bahamas, The	313	0.1	r 0.0	0.2	r 0.0	r 0.0	r 0.0	r 0.0
Belize	339	3.1	r 0.1	r 0.0	0.3	r 0.0	r 0.0	r 0.0	r 0.0
Bermuda	319	0.1	r 0.0	r 0.1
Bolivia	218	0.4	r 0.0	r 0.2	r 0.1	0.5	r 0.0	r 0.2	r 0.1	r 0.2	r 0.0
Brazil	223	9.0	r 3.1	r 2.8	r 3.4	r 4.2	r 4.4	86.3	r 22.2	r 33.7	r 27.5	r 26.3	r 17.9
Chile	228	4.8	r 0.6	r 0.7	r 3.0	r 4.0	r 1.3	17.0	r 9.9	r 0.5	r 0.5	r 0.9	r 0.5
Colombia	233	1.3	r 0.3	r 0.3	r 0.5	r 0.6	r 0.4	12.8	r 3.4	r 3.7	r 2.7	r 2.3	r 4.0
Costa Rica	238	1.5	r 0.2	r 0.4	r 0.4	r 0.3	r 0.5	6.3	r 2.2	r 3.1	r 2.0	r 4.4	r 4.1
Curacao	354	0.0	r 0.2	r 0.9
Dominican Republic	243	0.7	r 0.2	r 0.2	r 0.1	r 0.1	r 0.0	1.3	r 0.3	r 0.5	r 0.9	r 1.1	r 0.5
Ecuador	248	0.5	r 0.9	r 0.5	r 0.4	r 0.2	r 0.1	24.5	r 8.0	r 4.3	r 2.7	r 2.8	r 7.8
El Salvador	253	0.1	r 0.0	r 0.0	r 0.0	r 0.0	r 0.1
Falkland Islands	323	0.4	r 0.2	r 0.0	r 0.2	r 0.0
Greenland	326	0.0	r 0.1	r 0.0	r 0.0
Grenada	328	0.0	r 0.1	r 0.3	r 0.8	r 0.2
Guatemala	258	0.9	r 0.1	r 0.4	r 0.2	r 0.1	r 0.3	0.3	r 0.4	r 2.0	r 0.5	r 0.5	r 0.5
Haiti	263	0.0	r 0.0	r 0.0	0.1	r 0.0	r 0.0	r 0.0	r 0.0	r 0.0
Honduras	268	r 0.1	0.4	r 0.0	r 0.1	r 0.6	r 1.0	r 0.0
Mexico	273	7.7	r 2.2	r 3.7	r 3.2	r 4.2	r 4.9	30.3	r 9.3	r 10.4	r 12.1	r 11.3	r 11.7
Netherlands Antilles	353	r 0.1	r 0.1	r 0.0	r 0.0	r 0.0
Nicaragua	278	0.0	0.1	r 0.0	r 0.0	r 0.0	r 0.0	r 0.0
Panama	283	0.5	r 0.1	r 0.3	r 0.1	r 0.2	r 0.1	0.1	r 0.0	r 0.1	r 0.0	r 0.0	r 0.2

Serbia, Republic of (942)

In Millions of U.S. Dollars

		Exports (FOB)						Imports (CIF)					
		2016	2017Q1	2017Q2	2017Q3	2017Q4	2018Q1	2016	2017Q1	2017Q2	2017Q3	2017Q4	2018Q1
Paraguay	288	0.1	r 0.0	r 0.0	r 0.1	r 0.1	r 0.1	r 0.0	r 0.0	r 0.0	r 0.0
Peru	293	0.9	r 0.0	r 0.3	r 2.4	r 0.6	r 0.1	1.7	r 0.5	r 0.4	r 0.6	r 0.4	r 0.5
St. Kitts and Nevis	361	0.0	0.0	r 0.0	r 9.6	r 0.0	r 0.0
Suriname	366	0.1	r 0.0	r 0.0	r 0.0	r 0.0	r 0.0	0.1	r 0.0	r 0.1	r 0.0	r 0.0	r 0.0
Uruguay	298	0.3	r 0.0	r 0.1	r 0.1	r 0.5	r 1.4	0.4	r 0.2	r 0.1	r 0.5	r 0.8	r 0.2
Venezuela, Rep. Bol.	299	0.1	r 0.0	r 0.0	0.0	r 0.0	r 0.0	r 0.0	r 0.0	r 0.0
Western Hem. n.s.	399	0.0	r 0.0	0.1	r 0.0	r 0.0
Other Countries n.i.e	910	0.1	0.0	0.0	0.1	0.7	0.1	0.1	0.1	0.2	0.1
Cuba	928	0.1	r 0.0	r 0.0	r 0.1	0.5	r 0.0	r 0.1	r 0.0	r 0.0	r 0.1
Korea, Dem. People's Rep.	954	0.2	r 0.1	r 0.0	r 0.1	r 0.2	r 0.0
Special Categories	899	r 1.0	r 1.7	r 6.0
Countries & Areas n.s.	898	3.4	r 0.4	r 1.3	r 0.0	r 0.0
Memorandum Items													
Africa	605	146.3	23.5	27.6	29.9	41.0	29.5	145.1	25.0	36.5	30.9	39.5	29.3
Middle East	405	285.9	67.7	85.2	78.4	108.3	82.3	322.6	97.3	112.5	212.3	177.0	90.8
European Union	998	9,825.8	2,573.8	2,874.2	2,877.7	2,889.5	3,215.9	12,127.9	3,049.7	3,470.8	3,579.6	3,852.0	3,830.9
Export earnings: fuel	080	1,099.7	300.1	344.3	362.8	367.3	367.3	1,885.5	545.5	497.0	584.6	617.3	644.1
Export earnings: nonfuel	092	13,752.0	3,438.1	3,974.1	3,926.8	3,884.5	4,146.1	17,420.7	4,346.1	4,997.7	5,238.8	5,568.9	5,571.5

Seychelles (718)

In Millions of U.S. Dollars

		Exports (FOB)						Imports (CIF)					
		2016	2017Q1	2017Q2	2017Q3	2017Q4	2018Q1	2016	2017Q1	2017Q2	2017Q3	2017Q4	2018Q1
IFS World		282.3	62.2	75.9	67.8	1,040.0	288.4	278.8	351.1
World	001	486.9	108.3	124.3	107.7	135.1	115.7	1,648.0	483.2	459.9	528.3	614.4	598.2
Advanced Economies	110	295.6	72.7	85.5	79.0	75.9	66.7	551.1	155.1	167.1	155.7	146.5	110.2
Euro Area	163	199.1	50.4	59.6	61.5	45.2	47.1	348.9	88.6	89.3	110.4	103.9	71.9
Austria	122	0.0	r 0.0	r 0.0	r 0.0	r 0.0	r 0.0	1.5	r 1.1	r 0.6	r 0.2	r 0.3	r 0.4
Belgium	124	2.1	r 0.2	r 0.1	r 0.7	r 0.1	r 1.1	8.5	r 2.2	r 2.8	r 2.8	r 3.5	r 2.4
Cyprus	423	0.5	r 0.1	r 0.3	r 0.0	r 0.1	r 0.2	0.8	r 0.1	r 0.1	r 0.2	r 0.1	r 0.2
Finland	172	2.8	r 0.9	r 0.6	r 0.3	r 0.1	r 0.8	2.7	r 2.0	r 0.1	r 0.1	r 0.4	r 0.1
France	132	110.3	r 30.5	r 32.3	r 38.2	r 23.4	r 25.9	146.8	r 33.3	r 34.7	r 50.3	r 53.7	r 28.5
Germany	134	19.0	r 6.1	r 6.1	r 5.5	r 6.3	r 6.2	28.1	r 7.2	r 8.4	r 10.7	r 8.5	r 7.1
Greece	174	r 0.0	0.7	r 0.1	r 0.1	r 0.1	r 0.0	r 0.1
Ireland	178	0.0	r 0.0	r 0.0	r 0.0	r 0.0	r 0.0	3.3	r 0.2	r 0.7	r 0.5	r 1.0	r 0.3
Italy	136	51.1	r 8.1	r 14.4	r 11.6	r 12.0	r 8.4	33.2	r 6.4	r 8.4	r 9.9	r 10.5	r 8.8
Latvia	941	0.6	r 0.1	r 0.5	r 0.1	r 0.3	0.2	r 0.0	r 0.0	r 0.0	r 0.1	r 0.0
Lithuania	946	0.1	r 0.0	r 0.0	r 0.0	r 0.0	r 0.0	0.4	r 0.0	r 0.0	r 0.0	r 0.0
Luxembourg	137	0.3	r 0.0	r 0.0	r 0.0	r 0.0	r 0.0
Malta	181	0.8	r 0.8	r 0.6	r 1.4	r 0.6	r 0.7	0.2	r 0.0	r 0.0	r 0.0	r 0.0	r 0.0
Netherlands	138	7.0	r 2.3	r 2.3	r 1.8	r 1.9	r 0.5	26.6	r 5.1	r 6.6	r 5.8	r 4.7	r 6.2
Portugal	182	0.2	r 0.0	r 0.1	r 0.2	r 1.2	2.1	r 0.3	r 0.5	r 0.3	r 0.4	r 0.2
Slovak Republic	936	0.0	r 0.0	r 0.0	r 0.0	r 0.0	0.7	r 0.1	r 0.2	r 0.1	r 0.0	r 0.1
Slovenia	961	0.2	r 0.0	r 0.0	0.7	r 0.3	r 0.0	r 0.1	r 1.2	r 0.1
Spain	184	4.1	r 1.2	r 2.3	r 1.6	r 0.8	r 1.8	92.3	r 30.1	r 26.0	r 29.2	r 19.4	r 17.2
Australia	193	1.3	r 0.5	r 0.4	r 0.3	r 0.2	r 0.3	8.3	r 2.0	r 3.2	r 1.9	r 2.2	r 1.6
Canada	156	0.1	r 0.0	r 0.0	r 0.0	r 0.0	r 0.0	1.8	r 10.7	r 0.6	r 0.4	r 0.5	r 1.1
China,P.R.: Hong Kong	532	4.3	r 0.8	r 1.4	r 0.5	r 0.5	r 1.2	6.7	r 0.9	r 0.7	r 1.4	r 0.5	r 0.7
Czech Republic	935	0.0	r 0.0	r 0.0	r 0.0	r 0.0	1.7	r 0.2	r 0.3	r 0.2	r 0.3	r 0.4
Denmark	128	8.3	r 1.9	r 2.5	r 1.2	r 3.3	r 0.8	4.6	r 1.7	r 1.4	r 2.5	r 0.8	r 0.9
Iceland	176	1.1	r 0.3	r 0.2	r 0.3	0.0	r 0.0	r 0.0
Israel	436	0.0	r 0.0	r 0.0	r 0.0	r 0.0	r 0.0	0.6	r 0.1	r 0.1	r 0.1	r 0.1	r 0.1
Japan	158	0.3	r 0.1	r 0.0	r 0.1	r 0.1	r 0.1	26.5	r 7.0	r 6.2	r 4.4	r 5.7	r 4.0
Korea, Republic of	542	0.9	r 0.2	r 0.2	r 1.0	r 0.3	r 0.3	21.3	r 5.8	r 8.7	r 5.6	r 5.4	r 5.5
New Zealand	196	0.5	r 0.0	r 0.0	r 0.0	r 0.0	5.4	r 5.8	r 0.6	r 0.6	r 0.5	r 1.0
Norway	142	0.2	r 0.0	r 0.1	r 0.0	r 0.0	0.8	r 0.0	r 0.3	r 0.1	r 0.3	r 0.9
Singapore	576	0.4	r 0.3	r 0.0	r 0.5	r 0.1	r 0.1	57.1	r 16.3	r 34.7	r 10.3	r 9.3	r 6.7
Sweden	144	0.1	r 0.0	r 0.0	r 0.0	r 0.0	r 0.0	4.9	r 1.0	r 1.3	r 1.2	r 1.2	r 1.5
Switzerland	146	2.3	r 0.2	r 0.3	r 1.4	r 0.1	r 1.8	3.9	r 1.3	r 1.3	r 0.9	r 0.3	r 0.8
United Kingdom	112	74.3	r 16.5	r 19.3	r 10.9	r 25.1	r 13.8	42.4	r 9.6	r 13.5	r 8.9	r 10.8	r 7.5
United States	111	2.6	r 1.5	r 1.7	r 1.2	r 1.1	r 0.7	16.3	r 4.0	r 5.0	r 6.8	r 4.5	r 5.6
Emerg. & Dev. Economies	200	189.7	35.3	38.4	28.2	58.8	48.8	1,093.0	327.0	291.8	371.3	466.2	486.2
Emerg. & Dev. Asia	505	30.8	5.5	5.0	4.5	5.5	2.6	144.3	37.1	35.1	54.3	71.4	65.6
Bangladesh	513	0.5	r 0.1	r 0.1	r 0.1	r 0.1	r 0.1
China,P.R.: Mainland	924	1.1	r 0.1	r 1.2	r 0.4	r 0.1	r 0.1	39.7	r 8.4	r 9.8	r 9.4	r 9.7	r 12.4
Fiji	819	0.1	r 0.0	r 0.0	r 0.0	r 0.0	r 0.0	0.0	r 0.0	r 0.0	r 0.0	r 0.0	r 0.0
F.T. New Caledonia	839	e 0.1	e 0.0	e 0.0	e 0.0	e 0.0	e 0.0
India	534	0.2	r 0.0	r 0.0	r 0.1	r 0.0	r 0.2	56.5	r 12.2	r 14.6	r 13.8	r 14.3	r 17.2
Indonesia	536	0.5	r 0.0	r 0.1	r 0.0	r 0.0	r 0.0	5.4	r 0.7	r 1.2	r 1.3	r 1.6	r 0.6
Malaysia	548	2.7	r 0.3	r 0.4	14.0	r 8.6	r 2.2	r 23.7	r 29.7	r 28.9
Maldives	556	1.9	r 0.4	r 0.5	r 0.4	r 0.5	r 0.3	0.0	r 0.0	r 0.0	r 0.0	r 0.0	r 0.0
Myanmar	518	e 0.1	e 0.0	e 0.0	e 0.0	e 0.0	e 0.0	0.0	r 0.0	r 0.0	r 0.0	r 0.0	r 0.0
Papua New Guinea	853	0.5	r 0.1	r 0.1	r 0.2	r 0.2	r 0.2
Philippines	566	9.1	r 0.0	r 0.0	r 0.0	0.5	r 0.2	r 0.2	r 0.3	r 1.9	r 0.2
Solomon Islands	813	0.3	r 0.1	r 0.1	r 0.1	r 0.1	r 0.0
Sri Lanka	524	5.0	r 1.2	r 1.2	r 0.8	r 0.9	r 0.8	4.9	r 1.9	r 0.8	r 0.9	r 0.9	r 0.6
Thailand	578	5.4	r 2.4	r 0.1	r 1.5	r 2.7	r 0.4	17.6	r 3.5	r 4.6	r 2.8	r 10.6	r 3.0
Vietnam	582	4.3	r 0.9	r 1.1	r 1.0	r 1.1	r 0.7	1.7	r 0.4	r 0.4	r 0.5	r 0.7	r 0.7
Asia n.s.	598	2.9	r 1.0	r 1.0	r 1.2	r 1.6	r 1.7
Europe	170	1.1	0.2	0.6	0.6	0.8	0.3	15.8	4.5	5.3	6.6	5.0	5.2
Emerg. & Dev. Europe	903	0.6	0.2	0.2	0.3	0.6	0.2	11.4	3.2	3.3	2.9	2.5	3.3
Bulgaria	918	0.8	r 0.3	r 0.6	r 0.3	r 0.2	r 0.1
Hungary	944	0.6	r 0.0	r 0.1	r 0.1	r 0.1	r 0.0

Seychelles (718)

In Millions of U.S. Dollars

		Exports (FOB)						Imports (CIF)					
		2016	2017Q1	2017Q2	2017Q3	2017Q4	2018Q1	2016	2017Q1	2017Q2	2017Q3	2017Q4	2018Q1
Kosovo	967	e 0.1	e 0.0	e 0.1	e 0.0	e 0.0
Poland	964	0.0	r 0.0	r 0.0	r 0.0	r 0.0	1.3	r 0.5	r 0.5	r 0.2	r 0.3	r 0.6
Turkey	186	0.4	r 0.1	r 0.2	r 0.2	r 0.6	r 0.2	8.7	r 2.3	r 2.2	r 2.2	r 1.9	r 2.6
CIS	901	0.5	0.0	0.4	0.4	0.2	0.0	4.3	1.3	2.0	3.8	2.5	1.8
Armenia	911	0.0	r 0.0	r 0.2
Belarus	913	0.0	r 0.0	0.0	r 0.2
Kazakhstan	916	0.2	r 0.0	r 0.0	r 0.0	0.0	r 0.0	r 0.0	r 0.0	r 0.0	r 0.0
Moldova	921	2.7	r 0.7	r 0.7	r 0.9	r 1.2	r 1.2
Russian Federation	922	0.2	r 0.0	r 0.2	r 0.1	r 0.0	r 0.0	0.9	r 0.2	r 0.4	r 0.3	r 0.4	r 0.2
Ukraine	926	0.1	r 0.0	r 0.3	r 0.2	r 0.1	r 0.0	0.7	r 0.2	r 0.9	r 2.5	r 0.9	r 0.2
Mid East, N Africa, Pak	440	130.2	23.3	24.5	18.2	43.9	34.3	272.9	111.8	77.0	96.6	127.4	148.5
Afghanistan, I.R. of	512	0.1	r 0.0	r 0.0	r 0.0	r 0.0	r 0.0
Algeria	612	0.3	r 0.1	r 0.2	r 0.1
Bahrain, Kingdom of	419	0.1	r 0.0	r 0.0	r 0.0	r 0.0	r 0.0	0.2	r 0.1	r 0.1	r 0.1	r 0.1	r 0.1
Egypt	469	6.9	r 2.0	r 1.9	r 2.3	r 3.1	r 3.1
Iran, I.R. of	429	0.3	r 0.1	r 0.1	r 0.1	r 0.1	r 0.0	0.1	r 0.0	r 0.0	r 0.0	r 0.1	r 0.1
Kuwait	443	0.1	r 0.0	r 0.0	r 0.0	r 0.0	r 0.0	0.1	r 0.0	r 0.0	r 0.0	r 0.0	r 0.0
Lebanon	446	0.0	r 0.0	r 0.0	r 0.0	r 0.0	0.8	r 0.2	r 0.0	r 0.4	r 0.2
Libya	672	0.4	r 0.1	r 0.1	r 0.1	r 0.1	r 0.1
Morocco	686	0.3	r 0.1	r 0.1	r 0.1	r 0.1	r 0.1	0.2	r 0.0	r 0.0	r 0.1	r 0.0
Oman	449	r 0.0	r 0.0	r 0.0	r 0.0	r 0.0	0.3	r 0.4	r 1.0	r 1.4	r 1.9	r 2.1
Pakistan	564	0.1	r 0.1	r 0.2	r 0.2	r 0.1	r 0.1	3.9	r 0.6	r 0.4	r 0.5	r 0.4	r 0.7
Saudi Arabia	456	0.2	r 0.0	r 0.0	r 0.0	r 0.0	r 0.0	0.7	r 32.9	r 0.2	r 0.3	r 0.2	r 18.4
Sudan	732	e 0.0	e 0.1	e 0.0	e 0.0	e 0.0	0.0	r 0.0	r 0.0	r 0.0	r 0.1	r 0.0
Tunisia	744	1.1	r 0.0	r 0.1	8.2	r 4.6	r 3.5	r 3.3	r 3.3	r 3.3
United Arab Emirates	466	127.4	r 22.8	r 23.7	r 17.4	r 43.4	r 34.0	251.5	r 71.2	r 69.7	r 88.6	r 117.8	r 120.4
West Bank and Gaza	487	e 0.1	e 0.0	e 0.0	e 0.0	e 0.0	e 0.0
Sub-Saharan Africa	603	22.4	4.8	6.9	3.8	4.2	4.8	137.5	26.6	33.9	37.7	32.3	34.0
Botswana	616	r 1.1	r 0.5	r 0.6	r 0.4
Côte d'Ivoire	662	0.2	r 0.0	r 0.0	r 0.0	r 0.0	r 0.0	0.1	r 0.0	r 0.0	r 0.0	r 0.0	r 0.0
Ethiopia	644	0.1	r 0.0	r 0.0	r 0.0	r 0.0	r 0.0	0.1	r 0.0	r 0.0	r 0.0	r 0.0	r 0.0
Ghana	652	0.0	r 0.0	r 0.0	r 0.0	r 0.0	r 0.0	0.1	r 0.0	r 0.0	r 0.0	r 0.0	r 0.0
Kenya	664	0.2	2.1	r 0.4	r 0.5	r 0.8	r 0.3	r 0.1
Madagascar	674	4.0	r 0.9	r 1.1	r 1.0	r 1.0	r 0.6	3.4	r 0.9	r 0.9	r 1.2	r 1.5	r 1.5
Malawi	676	0.1	r 0.0	r 0.0	r 0.0	r 0.1	r 0.1
Mauritius	684	6.4	r 1.6	r 1.6	r 1.6	r 1.3	r 1.5	36.0	r 7.5	r 8.0	r 9.5	r 9.8	r 7.2
Mozambique	688	0.7	r 0.2	r 0.2	r 0.2	r 0.2	r 0.1
Senegal	722	0.0	r 0.0	r 0.0	r 0.0	r 0.0	r 0.0	0.1	r 0.0	r 0.0	r 0.0	r 0.0	r 0.0
South Africa	199	10.7	r 2.0	r 3.9	r 0.9	r 1.6	r 2.4	94.6	r 17.6	r 23.1	r 25.4	r 19.7	r 24.2
Swaziland	734	0.2	r 0.1	r 0.1	r 0.1	r 0.1	r 0.1
Tanzania	738	0.0	r 0.0	r 0.0	0.1	r 0.0	r 0.1	r 0.0	r 0.1	r 0.0
Uganda	746	0.0	r 0.0	r 0.0	r 0.0	r 0.0	r 0.0	0.3
Western Hemisphere	205	5.1	1.4	1.3	1.2	4.3	6.8	522.5	147.1	140.5	176.1	230.2	233.0
Antigua and Barbuda	311	0.1	r 0.0	r 0.0	r 0.0	r 0.0	r 0.0
Argentina	213	0.3	r 0.1	r 0.0	r 0.0	r 0.0	r 0.0
Bahamas, The	313	0.1	r 0.0	r 0.0	r 0.0	r 0.0	r 0.0
Brazil	223	11.3	r 4.2	r 2.2	r 2.6	r 2.0	r 1.4
Chile	228	e 0.3	e 0.2	e 0.1	e 0.0	0.6	r 0.2	r 0.3	r 0.2	r 0.1	r 0.0
Colombia	233	r 0.0	0.1	r 0.0	r 0.0	r 0.0	r 0.0	r 0.0
Costa Rica	238	0.1	r 0.0	r 0.0	r 0.0	r 0.2	r 0.0
Ecuador	248	0.7	r 0.2	r 0.2	r 0.2	r 0.4	r 1.1	0.1	r 0.0
Mexico	273	0.6	r 0.3	r 0.1	r 0.1	r 2.7	r 4.8	1.7	r 1.6	r 1.6	r 1.7	r 1.6	r 1.6
Paraguay	288	0.1	r 0.0	r 0.0	r 0.0	r 0.0	r 0.0
Peru	293	e 0.1	e 0.0	e 0.0	e 0.0	e 0.3	e 0.4	0.0	r 0.0	r 0.0	r 0.0	r 0.1	r 0.1
Western Hem. n.s.	399	3.6	r 0.8	r 1.0	r 0.9	r 0.9	r 0.6	508.0	r 140.8	r 136.2	r 171.5	r 226.0	r 229.7
Other Countries n.i.e	910	0.9	0.2	0.2	0.2	0.2	0.1	2.0	0.6	0.5	0.7	0.9	0.9
Cuba	928	0.1	r 0.0	r 0.0	r 0.0	r 0.0	r 0.0	0.1	r 0.0	r 0.0	r 0.0	r 0.0	r 0.0
Korea, Dem. People's Rep.	954	0.8	r 0.2	r 0.2	r 0.2	r 0.2	r 0.1	1.9	r 0.5	r 0.5	r 0.7	r 0.9	r 0.9
Countries & Areas n.s.	898	0.7	r 0.2	r 0.2	r 0.2	r 0.2	r 0.1	1.8	r 0.5	r 0.5	r 0.6	r 0.8	r 0.8

Seychelles (718)

In Millions of U.S. Dollars

		Exports (FOB)						Imports (CIF)					
		2016	2017Q1	2017Q2	2017Q3	2017Q4	2018Q1	2016	2017Q1	2017Q2	2017Q3	2017Q4	2018Q1
Memorandum Items													
Africa	605	24.1	4.9	7.3	4.1	4.3	4.9	145.9	31.2	37.4	41.0	35.7	37.3
Middle East	405	128.5	23.1	24.0	17.7	43.7	34.2	260.6	106.5	73.1	92.7	123.5	144.4
European Union	998	281.7	68.8	81.3	73.7	73.5	61.8	405.1	102.0	106.9	123.8	117.7	83.0
Export earnings: fuel	080	129.8	23.2	24.4	18.2	44.2	35.2	254.1	104.8	71.4	90.7	120.5	141.3
Export earnings: nonfuel	092	357.1	85.0	99.9	89.5	90.9	80.5	1,393.9	378.4	388.6	437.6	493.9	456.9

Sierra Leone (724)

In Millions of U.S. Dollars

		Exports (FOB)						Imports (CIF)					
		2016	2017Q1	2017Q2	2017Q3	2017Q4	2018Q1	2016	2017Q1	2017Q2	2017Q3	2017Q4	2018Q1
IFS World	
World	001	505.1	23.5	31.8	31.5	34.7	20.6	961.9	275.6	256.6	268.7	276.0	260.9
Advanced Economies	110	262.1	8.0	15.2	10.5	12.4	8.3	377.0	100.9	92.0	98.8	99.2	80.4
Euro Area	163	110.9	6.5	8.2	5.9	10.5	6.3	162.5	52.7	44.2	48.8	48.3	35.1
Belgium	124	90.0	r 1.0	r 1.6	r 1.3	r 2.0	r 1.5	53.5	r 17.8	r 16.2	r 20.5	r 14.5	r 12.3
Cyprus	423	0.3	r 0.0	r 0.3	r 0.3
Estonia	939	e 0.0	e 0.1	e 0.1	0.1	r 0.0	r 0.1	r 0.0	r 0.0	r 0.0
Finland	172	0.0	r 0.0	1.0	r 0.0	r 0.3	r 0.2	r 0.0
France	132	0.0	r 0.0	r 0.0	r 0.0	r 0.0	r 0.0	20.2	r 10.3	r 4.6	r 8.0	r 13.4	r 5.4
Germany	134	1.8	r 0.1	r 0.0	r 0.0	r 0.2	r 0.2	16.3	r 6.4	r 5.0	r 5.3	r 5.0	r 4.3
Greece	174	6.3	r 0.7	r 0.3	r 0.2	r 0.3	r 0.4
Ireland	178	0.2	r 0.0	r 0.0	r 0.0	r 0.0	r 0.0	3.5	r 0.2	r 0.1	r 0.3	r 0.2	r 0.1
Italy	136	0.1	r 0.0	r 0.0	r 0.0	r 0.0	r 0.0	9.1	r 1.0	r 1.2	r 1.2	r 1.3	r 0.8
Latvia	941	e 0.0	0.8	r 0.2	r 0.3	r 0.6	r 0.5	r 0.5
Lithuania	946	e 0.0	0.3	r 0.2	r 0.2	r 0.2	r 0.9	r 1.1
Luxembourg	137	e 0.0	0.1	r 0.0	r 0.0	r 0.0	r 0.3
Netherlands	138	17.0	r 5.4	r 6.0	r 4.1	r 8.2	r 4.3	35.4	r 11.8	r 11.9	r 9.2	r 8.0	r 5.3
Portugal	182	0.0	r 0.0	r 0.1	r 0.0	r 0.1	r 0.0	1.6	r 0.3	r 0.3	r 0.0	r 0.1	r 0.3
Slovenia	961	0.1	r 0.0	r 0.0	r 0.0	r 0.1
Spain	184	1.7	r 0.0	r 0.4	r 0.5	r 0.0	r 0.3	13.9	r 3.7	r 3.7	r 2.7	r 3.6	r 4.2
Australia	193	0.0	r 0.1	r 0.0	r 0.0	r 0.0	r 0.0	2.0	r 0.6	r 0.2	r 0.3	r 0.6	r 0.2
Canada	156	7.1	r 1.6	r 1.4	r 1.4	r 1.7	r 1.4
China,P.R.: Hong Kong	532	0.0	r 0.0	r 0.0	r 0.0	r 0.0	r 0.0	23.8	r 5.5	r 9.0	r 6.8	r 5.2	r 5.7
Denmark	128	r 0.0	r 0.0	r 0.0	r 0.0	r 0.0	23.9	r 3.5	r 2.7	r 3.6	r 3.7	r 2.3
Iceland	176	e 0.1	e 0.0	e 0.0	e 0.0	e 0.1	e 0.0	0.0
Israel	436	0.0	r 0.1	r 0.1
Japan	158	0.0	7.8	r 11.2	r 4.8	r 16.3	r 10.7	r 2.2
Korea, Republic of	542	2.4	r 0.6	r 0.7	r 0.4	r 0.7	r 0.9	1.6	r 0.4	r 0.9	r 1.7	r 0.9	r 0.7
New Zealand	196	e 0.4	e 0.2	e 0.2	e 0.1	e 0.1	e 0.1	0.6	r 0.1	r 0.1	r 0.0	r 0.0	r 0.1
Norway	142	0.4	r 0.3	r 0.5	r 0.3	r 0.1	r 0.1
Singapore	576	1.5	r 1.2	r 0.9	r 1.2	r 5.1
Sweden	144	1.1	r 0.2	r 4.0	r 0.8	r 1.0	r 0.5
Switzerland	146	0.1	r 0.3	r 1.1	r 0.3	r 0.6	r 0.4	2.3	r 0.2	r 0.1	r 0.1	r 3.4	r 0.1
Taiwan Prov.of China	528	e 0.2	e 0.0	e 0.0	e 0.0	e 0.0	e 0.0	e 3.7	e 0.6	e 0.7	e 0.8	e 0.8	e 0.7
United Kingdom	112	3.4	r 0.2	r 5.0	r 3.1	r 0.1	r 0.4	45.2	r 4.2	r 7.5	r 8.0	r 13.0	r 16.4
United States	111	144.4	r 0.1	r 0.1	r 0.7	r 0.3	r 0.3	93.4	r 19.6	r 14.7	r 8.9	r 8.5	r 9.8
Emerg. & Dev. Economies	200	242.9	15.5	16.6	21.0	22.3	12.3	584.8	174.7	164.6	169.9	176.9	180.5
Emerg. & Dev. Asia	505	36.1	3.8	4.8	3.2	4.5	2.9	231.5	78.6	79.7	74.2	79.5	89.9
Bangladesh	513	0.0	r 0.0	r 0.0	0.4	r 0.1	r 0.1	r 0.1	r 0.1	r 0.1
China,P.R.: Mainland	924	33.4	r 3.4	r 3.8	r 2.3	r 3.9	r 2.2	120.4	r 33.4	r 47.9	r 49.2	r 49.8	r 54.7
F.T. New Caledonia	839	e 0.1	e 0.0	e 0.0	e 0.0	e 0.0	e 0.0
India	534	1.8	r 0.3	r 0.8	r 0.6	r 0.5	r 0.6	75.1	r 31.5	r 17.8	r 14.8	r 19.8	r 22.7
Indonesia	536	r 0.0	r 0.0	r 0.0	r 0.0	r 0.0	5.1	r 4.0	r 3.0	r 2.6	r 2.7	r 2.8
Malaysia	548	0.0	6.6	r 1.8	r 1.5	r 2.1	r 2.0	r 2.0
Myanmar	518	e 0.3	e 0.0	e 0.0	e 0.0	e 0.0	e 0.0	r 0.0	r 0.0	r 0.0	r 0.0	r 0.0
Nepal	558	e 0.1	e 0.0	e 0.0	e 0.0	e 0.0	e 0.0	r 0.0	r 0.0	r 0.0	r 0.0	r 0.0
Philippines	566	e 0.2	e 0.1	e 0.0	e 0.2	e 0.0	e 0.0	0.0
Sri Lanka	524	0.0	0.2	r 0.0	r 0.0	r 0.2	r 0.0	r 0.1
Thailand	578	0.0	11.1	r 4.5	r 6.1	r 2.1	r 2.1	r 4.4
Vietnam	582	0.2	r 0.0	r 0.0	r 0.0	r 0.0	r 0.0	11.2	r 2.8	r 2.8	r 2.7	r 2.7	r 2.7
Asia n.s.	598	1.5	r 0.4	r 0.3	r 0.3	r 0.3	r 0.3
Europe	170	20.7	0.1	0.1	5.8	6.1	0.2	58.0	21.0	21.4	21.8	22.1	19.2
Emerg. & Dev. Europe	903	0.1	0.1	0.0	0.1	0.1	0.1	56.3	20.4	19.8	20.8	19.9	17.8
Albania	914	e 0.0	e 0.0	e 0.0	e 0.0	e 0.1	e 0.0	r 0.1	r 0.0	r 0.0	r 0.0
Bosnia and Herzegovina	963	e 0.0	e 0.0	e 0.0	e 0.0	e 0.0	e 0.0	e 0.1
Bulgaria	918	e 0.0	1.3	r 0.0	r 0.0	r 0.0	r 0.0	r 0.0
Croatia	960	r 0.0	r 0.0	0.3	r 0.0	r 0.0	r 0.0	r 0.0	r 0.1
Gibraltar	823	0.1
Kosovo	967	e 0.0	e 0.1	e 0.0	e 0.0	e 0.0	e 0.0	e 0.0
Poland	964	1.5	r 0.8	r 0.4	r 0.9	r 0.7	r 0.7

Sierra Leone (724)

In Millions of U.S. Dollars

		Exports (FOB)						Imports (CIF)					
		2016	2017Q1	2017Q2	2017Q3	2017Q4	2018Q1	2016	2017Q1	2017Q2	2017Q3	2017Q4	2018Q1
Romania	968	0.2	r 0.1	r 0.3	r 0.2	r 0.2	r 0.2
Serbia, Republic of	942	r 0.0	r 0.0	r 0.0	r 0.0	r 0.0	0.1
Turkey	186	r 0.0	r 0.0	r 0.1	r 0.0	r 0.1	52.7	r 19.5	r 19.0	r 19.7	r 18.9	r 16.8
CIS	901	20.6	0.0	0.1	5.7	6.0	0.1	1.7	0.6	1.6	1.0	2.2	1.4
Armenia	911	e 0.0	e 0.1	e 0.0
Belarus	913	e 15.5	e 0.0	e 0.0	e 0.0	e 0.0	e 0.0	0.0	r 0.0	r 0.0	r 0.0	r 0.0	r 0.0
Russian Federation	922	r 0.0	r 0.0	r 0.0	r 0.0	0.3	r 0.6	r 0.4	r 0.3	r 0.8	r 0.1
Ukraine	926	e 5.0	e 0.1	e 5.7	e 6.0	e 0.1	1.2	r 1.1	r 0.7	r 1.3	r 1.3
Mid East, N Africa, Pak	440	11.4	2.4	0.6	2.4	1.2	0.3	140.8	37.9	32.7	31.9	44.9	44.7
Algeria	612	0.5	r 0.3	r 0.0	r 0.1	r 0.1
Bahrain, Kingdom of	419	e 0.3	e 0.1	e 0.1	e 0.1	e 0.0	e 0.0	0.0	r 0.0	r 0.0	r 0.0	r 0.0	r 0.0
Djibouti	611	r 0.1	r 0.1	r 0.1	r 0.1	r 0.1
Egypt	469	0.3	r 0.1	r 0.1	r 0.1	r 0.1	r 0.1	3.1	r 0.6	r 0.4	r 0.3	r 0.3	r 0.3
Iran, I.R. of	429	0.0	2.1	r 0.2	r 0.2	r 0.2	r 0.2	r 0.2
Jordan	439	0.4	r 0.2	r 0.0
Kuwait	443	e 0.1	e 0.0	e 0.0	e 0.0	e 0.1	e 0.0	0.1	r 0.0	r 0.0	r 0.0	r 0.0	r 0.0
Lebanon	446	0.1	r 2.1	r 0.3	r 2.2	r 1.0	r 0.1	10.4	r 3.9	r 4.9	r 5.6	r 6.6	r 6.0
Mauritania	682	0.0	r 0.3	r 0.3	r 0.3	r 0.3	r 0.3
Morocco	686	0.1	r 0.0	r 0.1	r 0.0	r 0.0	r 0.0	4.9	r 1.6	r 1.6	r 1.4	r 1.1	r 1.3
Oman	449	0.5	r 0.2
Pakistan	564	0.1	38.4	r 15.8	r 9.3	r 7.9	r 18.0	r 16.8
Qatar	453	r 0.0	2.1	r 0.2	r 0.8	r 0.4	r 0.6	r 0.5
Saudi Arabia	456	e 10.1	e 0.1	e 0.0	e 0.0	e 0.0	e 0.0	6.0	r 1.0	r 1.5	r 1.4	r 1.7	r 0.8
Tunisia	744	e 0.1	e 0.0	e 0.0	e 0.0	e 0.0	e 0.0	2.6	r 0.4	r 0.3	r 0.4	r 0.8	r 0.8
United Arab Emirates	466	0.1	r 0.0	r 0.1	r 0.0	r 0.0	r 0.0	69.7	r 13.3	r 13.2	r 13.7	r 15.2	r 17.5
Sub-Saharan Africa	603	173.9	9.0	11.1	9.5	10.3	8.7	114.5	19.0	16.7	22.4	15.0	14.7
Angola	614	r 0.0	r 0.0	r 0.0	r 0.0	r 0.0	0.0	r 0.3	r 0.3	r 0.3	r 0.3	r 0.3
Benin	638	0.0	r 0.3	r 0.3	r 0.3	r 0.4	r 0.3	r 0.0	r 0.0	r 0.0	r 0.0	r 0.0
Botswana	616	e 0.0	e 0.1	e 0.1	r 0.1	r 0.1	r 0.1	r 0.1	r 0.1
Burkina Faso	748	0.1	r 0.0	r 0.0	r 0.0	r 0.0	r 0.0	e 0.1	e 0.1	e 0.1	e 0.1	e 0.1	e 0.1
Cabo Verde	624	r 0.0	r 0.0	r 0.0	r 0.0	r 0.0	5.9
Cameroon	622	0.0	r 0.1	r 0.2	r 0.1	r 0.2	r 0.1	0.0	r 0.0	r 0.0	r 0.0	r 0.0	r 0.0
Congo, Republic of	634	0.5	r 0.0	r 0.0	r 0.0	r 0.0	r 0.0	r 0.0	r 0.0	r 0.0	r 0.0	r 0.0
Côte d'Ivoire	662	161.5	r 2.7	r 3.4	r 2.8	r 3.7	r 2.8	1.7	r 0.2	r 0.3	r 0.5	r 0.8	r 1.1
Gabon	646	0.3	r 0.1	r 0.1	r 0.1	r 0.1	r 0.1
Gambia, The	648	0.1	r 0.1	r 0.2	r 0.1	r 0.2	r 0.1	0.2	r 0.0	r 0.0	r 0.0	r 0.0	r 0.0
Ghana	652	2.5	r 2.6	r 3.2	r 2.6	r 3.6	r 2.6	6.8	r 1.4	r 1.0	r 0.8	r 0.8	r 1.0
Guinea	656	1.2	r 0.2	r 0.4	r 0.5	r 0.7	r 0.6	6.5	r 2.1	r 2.1	r 2.1	r 2.0	r 2.0
Kenya	664	0.0	r 0.0	r 0.0	r 0.0	r 0.0	r 0.0	0.4	r 0.0	r 0.0	r 0.1	r 0.1	r 0.1
Liberia	668	0.7	r 0.4	r 0.5	r 0.5	r 0.6	r 0.4	0.7	r 0.2	r 0.2	r 0.2	r 0.2	r 0.2
Mauritius	684	e 5.8	e 1.4	e 1.8	e 1.0	e 0.0	e 0.0	2.4	r 0.6	r 0.6	r 0.6	r 0.6	r 0.6
Mozambique	688	r 0.0	r 0.0	r 0.0	r 0.0	r 0.0	0.1	r 0.0	r 0.0	r 0.0	r 0.0	r 0.0
Namibia	728	e 0.0	e 0.0	e 0.0	e 0.0	e 0.0	0.1
Niger	692	0.0	r 0.0	r 0.0	r 0.0	r 0.0	r 0.0	0.2
Nigeria	694	0.1	r 0.1	r 0.2	r 0.1	r 0.2	r 0.1	8.3	r 1.9	r 1.4	r 1.1	r 1.0	r 1.0
Rwanda	714	r 0.1
Senegal	722	0.4	r 0.0	r 0.2	r 0.6	r 0.0	r 0.3	59.6	r 1.8	r 1.1	r 1.0	r 1.5	r 1.4
Seychelles	718	r 0.0	r 0.0	r 0.0	r 0.0	r 0.0	r 0.2	r 0.2	r 0.2	r 0.2	r 0.2
South Africa	199	0.7	r 0.2	r 0.2	r 0.5	r 0.1	r 0.4	20.1	r 9.4	r 8.5	r 14.3	r 6.6	r 5.8
Swaziland	734	r 0.1	r 0.2	r 0.1	r 0.2	r 0.1	0.6	r 0.3	r 0.3	r 0.3	r 0.3	r 0.3
Tanzania	738	0.0	r 0.0	r 0.2	r 0.6	0.0
Togo	742	0.1	0.3	r 0.1	r 0.1	r 0.4	r 0.1	r 0.2
Uganda	746	0.0	r 0.1	r 0.1	r 0.1	r 0.1	r 0.1
Zambia	754	0.0	r 0.6	r 0.4	r 0.1	r 0.1	r 0.1	0.1
Western Hemisphere	205	0.9	0.1	0.1	0.2	0.1	0.2	40.0	18.3	14.1	19.6	15.3	12.0
Argentina	213	e 0.2	e 0.0	e 0.0	e 0.0	e 0.0	e 0.0	0.7	r 0.2	r 0.6	r 0.0	r 0.0	r 0.5
Brazil	223	0.0	12.4	r 12.7	r 9.8	r 13.5	r 6.8	r 9.2
Chile	228	0.1	r 0.0	r 0.0	r 0.1	r 0.0
Colombia	233	e 0.2	e 0.0	e 0.0	e 0.0	e 0.0	e 0.1	0.0	r 0.1	r 0.0	r 0.0	r 0.1	r 0.1
Dominican Republic	243	e 0.1	e 0.0	e 0.0	e 0.0	e 0.0	e 0.0	e 0.0

Sierra Leone (724)

In Millions of U.S. Dollars

		Exports (FOB)						Imports (CIF)					
		2016	2017Q1	2017Q2	2017Q3	2017Q4	2018Q1	2016	2017Q1	2017Q2	2017Q3	2017Q4	2018Q1
Guatemala	258	r 0.0	4.0
Honduras	268	e 0.0	0.5	r 0.1	r 0.8	r 0.3
Mexico	273	0.2	r 0.0	r 0.0	r 0.0	r 0.0	r 0.1
Paraguay	288	0.6	r 0.3	r 0.3	r 0.3	r 0.3	r 0.3
Peru	293	e 0.2	e 0.0	e 0.0	e 0.0	e 0.0	e 0.0	r 0.0	r 0.0	r 0.0	r 0.0	r 0.0
Uruguay	298	e 0.0	e 0.0	e 0.0	e 0.0	e 0.0	e 0.1	21.4	r 4.6	r 2.9	r 4.6	r 7.6	r 1.6
Western Hem. n.s.	399	r 0.2	r 0.2	r 0.2	r 0.2	r 0.2
Other Countries n.i.e	910	0.1	0.0	0.0	0.0	0.0	0.0	0.1	0.0	0.0	0.0	0.0	0.0
Korea, Dem. People's Rep.	954	0.1	0.1	r 0.0	r 0.0	r 0.0	r 0.0	r 0.0
Memorandum Items													
Africa	605	174.2	9.1	11.2	9.5	10.3	8.7	122.5	21.6	19.0	24.5	17.4	17.2
Middle East	405	11.0	2.4	0.5	2.4	1.2	0.3	94.4	19.5	21.1	21.8	24.6	25.4
European Union	998	114.4	6.7	13.2	9.0	10.6	6.7	236.1	61.5	59.1	62.3	67.0	55.2
Export earnings: fuel	080	11.6	0.4	0.4	0.3	0.4	0.4	90.1	18.4	18.1	17.5	20.1	20.8
Export earnings: nonfuel	092	493.4	23.1	31.4	31.2	34.3	20.2	871.8	257.2	238.5	251.1	255.9	240.1

Singapore (576)

In Millions of U.S. Dollars

		Exports (FOB)						Imports (CIF)					
		2016	2017Q1	2017Q2	2017Q3	2017Q4	2018Q1	2016	2017Q1	2017Q2	2017Q3	2017Q4	2018Q1
IFS World		338,082.0	88,850.3	91,019.3	94,265.3	99,101.8	97,564.6	291,908.3	77,501.7	79,098.7	81,800.0	89,288.4	85,573.8
World	001	330,698.5	84,122.6	88,315.2	94,496.8	99,131.3	97,655.3	282,022.6	75,095.0	77,558.4	81,996.0	89,374.9	85,679.7
Advanced Economies	110	154,578.7	40,370.1	40,614.1	43,698.6	43,439.5	45,137.5	139,964.2	37,307.2	39,159.1	40,295.7	42,202.1	40,093.2
Euro Area	163	25,531.2	6,631.1	6,415.7	6,758.2	7,498.5	7,447.5	29,655.7	7,350.8	8,031.8	7,924.9	8,363.6	8,691.3
Austria	122	107.9	r 35.4	r 27.8	r 28.7	r 45.9	r 49.7	927.0	r 159.1	r 159.2	r 181.8	r 194.1	r 198.5
Belgium	124	5,998.8	r 1,267.1	r 993.4	r 974.4	r 1,734.2	r 1,174.8	1,365.1	r 328.6	r 334.3	r 270.2	r 363.0	r 283.2
Cyprus	423	242.8	r 83.7	r 87.2	r 101.4	r 108.8	r 105.4	27.1	r 16.0	r 3.0	r 9.7	r 1.9	r 3.3
Estonia	939	7.1	r 0.4	r 1.6	r 1.8	r 3.0	r 1.8	32.5	r 0.6	r 2.6	r 4.2	r 7.1	r 4.9
Finland	172	120.6	r 38.1	r 34.5	r 70.6	r 27.3	r 28.2	277.0	r 58.4	r 88.5	r 64.5	r 97.2	r 65.7
France	132	3,273.7	r 805.8	r 827.6	r 988.7	r 1,112.2	r 1,083.0	8,433.6	r 1,928.9	r 2,176.7	r 2,415.4	r 2,442.9	r 2,462.8
Germany	134	5,782.9	r 1,611.3	r 1,488.4	r 1,651.4	r 1,435.0	r 1,537.9	8,628.0	r 2,100.7	r 2,407.6	r 2,430.1	r 2,525.6	r 2,501.9
Greece	174	474.2	r 178.4	r 201.7	r 172.6	r 205.4	r 255.0	194.2	r 112.6	r 183.0	r 64.1	r 135.3	r 163.9
Ireland	178	350.8	r 63.5	r 63.7	r 61.0	r 44.8	r 78.2	806.9	r 217.2	r 220.3	r 227.0	r 239.4	r 224.2
Italy	136	604.5	r 165.1	r 171.6	r 189.8	r 188.1	r 237.6	3,530.7	r 853.5	r 999.3	r 920.2	r 1,000.1	r 1,001.6
Latvia	941	10.8	r 4.0	r 3.2	r 3.4	r 4.9	r 4.1	23.2	r 7.3	r 23.8	r 87.5	r 76.1	r 3.4
Lithuania	946	14.9	r 1.7	r 1.9	r 1.7	r 3.0	r 3.0	68.4	r 36.3	r 5.4	r 17.7	r 11.1	r 119.0
Luxembourg	137	74.4	r 22.2	r 15.4	r 12.6	r 16.4	r 15.4	63.9	r 20.0	r 13.6	r 6.9	r 11.1	r 19.1
Malta	181	949.0	r 282.9	r 296.8	r 296.7	r 332.7	r 389.5	264.1	r 86.4	r 173.4	r 124.5	r 66.2	r 60.8
Netherlands	138	6,879.9	r 1,904.3	r 1,883.6	r 2,022.9	r 2,023.0	r 2,270.3	3,829.4	r 1,074.0	r 922.5	r 751.3	r 770.6	r 1,169.9
Portugal	182	212.1	r 61.4	r 232.6	r 80.0	r 93.1	r 108.4	272.3	r 87.9	r 89.4	r 118.7	r 116.6	r 108.7
Slovak Republic	936	20.6	r 5.8	r 5.0	r 5.8	r 6.5	r 6.4	55.4	r 13.8	r 12.5	r 16.0	r 22.9	r 15.3
Slovenia	961	31.0	r 15.1	r 13.7	r 21.1	r 21.5	r 15.2	46.6	r 9.2	r 15.0	r 15.4	r 20.7	r 15.8
Spain	184	375.3	r 84.9	r 65.9	r 73.7	r 92.7	r 83.9	810.1	r 240.3	r 201.8	r 199.8	r 261.7	r 269.3
Australia	193	9,516.4	r 2,545.0	r 2,415.0	r 2,472.2	r 2,566.8	r 3,004.9	2,924.5	r 932.0	r 813.0	r 1,036.1	r 1,309.8	r 1,139.9
Canada	156	756.4	r 154.7	r 174.9	r 203.8	r 199.0	r 247.6	1,172.5	r 303.3	r 450.1	r 301.0	r 297.9	r 291.7
China,P.R.: Hong Kong	532	41,354.8	r 10,600.2	r 10,993.3	r 12,781.5	r 11,638.4	r 11,031.4	2,624.6	r 976.5	r 1,251.3	r 984.7	r 1,222.1	r 797.1
China,P.R.: Macao	546	151.9	r 50.7	r 41.5	r 48.9	r 101.1	r 84.2	10.6	r 2.3	r 2.2	r 6.0	r 5.1	r 2.9
Czech Republic	935	322.8	r 72.2	r 113.3	r 142.6	r 152.0	r 123.6	308.1	r 73.4	r 92.5	r 82.8	r 104.0	r 96.4
Denmark	128	267.8	r 57.6	r 60.7	r 42.4	r 56.0	r 56.7	394.4	r 89.8	r 95.6	r 98.5	r 98.6	r 104.5
Iceland	176	7.7	r 0.1	r 0.1	r 0.2	r 0.1	r 0.3	1.9	r 0.8	r 0.4	r 0.6	r 0.6	r 0.7
Israel	436	720.7	r 171.3	r 150.0	r 160.5	r 174.9	r 196.1	674.2	r 118.9	r 141.4	r 161.0	r 198.3	r 186.0
Japan	158	14,922.3	r 4,044.4	r 4,162.9	r 4,465.6	r 4,477.5	r 4,992.0	19,637.7	r 5,313.2	r 4,723.7	r 4,927.5	r 5,499.4	r 5,451.4
Korea, Republic of	542	14,418.2	r 4,068.2	r 4,018.9	r 4,349.2	r 4,339.4	r 4,260.7	17,220.1	r 3,892.6	r 3,979.0	r 4,364.7	r 3,942.2	r 3,412.6
New Zealand	196	1,474.5	r 507.6	r 394.6	r 413.7	r 483.2	r 458.1	562.2	r 155.6	r 202.2	r 308.6	r 204.1	r 222.7
Norway	142	1,512.2	r 78.9	r 91.7	r 98.6	r 94.4	r 97.6	901.2	r 222.0	r 174.9	r 157.2	r 174.7	r 156.5
Sweden	144	181.2	r 48.3	r 50.9	r 44.0	r 53.9	r 50.5	966.4	r 286.0	r 242.3	r 288.0	r 311.0	r 272.3
Switzerland	146	3,008.0	r 773.5	r 387.2	r 589.9	r 623.0	r 544.9	3,830.3	r 2,483.4	r 1,999.9	r 2,116.3	r 2,614.6	r 2,084.2
Taiwan Prov. of China	528	14,879.8	r 4,197.9	r 4,187.3	r 4,098.3	r 3,990.0	r 4,074.4	23,183.8	r 6,025.8	r 6,364.2	r 7,512.4	r 7,239.6	r 6,710.8
United Kingdom	112	2,963.9	r 679.3	r 815.9	r 793.9	r 801.2	r 916.4	5,437.9	r 1,090.3	r 1,402.1	r 1,442.6	r 1,645.8	r 1,522.4
United States	111	22,588.9	r 5,689.0	r 6,140.3	r 6,235.0	r 6,190.0	r 7,550.5	30,458.0	r 7,990.7	r 9,192.8	r 8,582.8	r 8,970.6	r 8,949.7
Emerg. & Dev. Economies	200	176,105.9	43,752.1	47,699.4	50,798.0	55,691.7	52,517.6	142,047.7	37,754.3	38,379.9	41,699.2	47,170.0	45,584.8
Emerg. & Dev. Asia	505	154,511.2	38,129.0	41,804.0	45,319.3	49,989.6	46,563.0	108,332.2	26,573.8	28,177.5	31,147.4	34,587.7	32,595.3
American Samoa	859	37.5	r 1.7	r 3.8	r 4.9	r 5.2	r 7.6	0.3	r 0.0	r 0.0	r 0.2	r 0.0	r 0.0
Bangladesh	513	2,534.6	r 677.1	r 584.2	r 772.8	r 849.0	r 750.8	228.8	r 69.7	r 67.1	r 77.2	r 58.6	r 62.7
Bhutan	514	13.8	r 0.7	r 1.0	r 2.3	r 2.2	r 2.2	0.1	r 0.1	r 0.2	r 0.4	r 0.1	r 0.2
Brunei Darussalam	516	756.4	r 183.3	r 216.1	r 184.7	r 173.1	r 166.8	71.9	r 66.3	r 67.0	r 69.6	r 102.3	r 90.5
Cambodia	522	762.7	r 861.7	r 531.7	r 495.9	r 1,088.6	r 802.9	1,362.2	r 23.5	r 61.5	r 142.3	r 30.8	r 37.3
China,P.R.: Mainland	924	42,249.2	r 12,276.2	r 13,397.1	r 13,700.1	r 14,497.5	r 11,941.9	40,229.0	r 10,613.8	r 10,721.7	r 11,103.2	r 12,744.6	r 11,790.5
Fiji	819	236.0	r 86.3	r 63.9	r 69.8	r 66.1	r 88.5	4.2	r 0.7	r 0.6	r 1.0	r 0.8	r 1.7
F.T. French Polynesia	887	69.1	r 9.3	r 18.2	r 15.1	r 15.8	r 20.4	1.8	r 0.2	r 0.9	r 0.3	r 0.2	r 0.5
F.T. New Caledonia	839	203.5	r 50.2	r 74.8	r 40.5	r 75.3	r 94.7	1.3	r 0.1	r 0.0	r 0.1	r 0.1	r 0.1
Guam	829	228.0	r 81.0	r 64.4	r 87.1	r 67.5	r 73.0	0.6	r 0.1	r 0.2	r 0.2	r 0.3	r 0.2
India	534	9,760.7	r 2,726.5	r 2,756.5	r 2,678.7	r 2,854.6	r 3,028.1	5,874.5	r 1,905.3	r 1,348.2	r 1,875.3	r 2,145.0	r 1,721.1
Indonesia	536	25,855.2	r 2,284.8	r 4,529.3	r 6,708.0	r 7,851.3	r 8,029.2	13,477.8	r 1,065.8	r 2,443.9	r 3,871.2	r 4,114.3	r 3,966.6
Kiribati	826	3.7	r 0.3	r 0.4	r 0.8	r 0.9	r 0.5	0.0	r 0.0	r 0.0	r 0.0	r 0.0	r 0.0
Lao People's Dem. Rep.	544	43.9	r 9.1	r 6.3	r 7.7	r 8.9	r 8.1	5.3	r 0.7	r 1.3	r 2.1	r 2.4	r 2.5
Malaysia	548	34,733.5	r 8,890.6	r 9,146.8	r 9,958.4	r 11,608.0	r 10,411.0	32,144.0	r 9,187.3	r 9,380.2	r 9,809.7	r 10,451.7	r 10,108.0
Maldives	556	225.0	r 54.1	r 60.3	r 59.3	r 64.0	r 66.8	1.1	r 0.4	r 0.4	r 0.4	r 0.2	r 0.3
Marshall Islands	867	328.7	r 170.3	r 404.9	r 646.2	r 765.8	r 906.5	0.0	r 0.0	r 0.0	r 0.2	r 0.0	r 0.0
Micronesia	868	0.2	r 0.1	r 0.3	r 1.5	r 0.3	r 0.7	0.0	r 0.0

Singapore (576)

In Millions of U.S. Dollars

		Exports (FOB)						Imports (CIF)					
		2016	2017Q1	2017Q2	2017Q3	2017Q4	2018Q1	2016	2017Q1	2017Q2	2017Q3	2017Q4	2018Q1
Mongolia	948	53.0	r 16.3	r 15.7	r 21.6	r 26.3	r 37.9	2.3	r 0.9	r 0.3	r 0.2	r 0.4	r 0.4
Myanmar	518	2,293.4	r 695.3	r 570.1	r 561.4	r 694.1	r 719.3	124.2	r 18.4	r 37.9	r 30.1	r 24.8	r 67.2
Nauru	836	1.1	r 2.0	r 0.1	r 0.3	r 0.2	r 0.3	0.0	r 0.1	r 0.0	r 0.1	r 1.0	r 0.0
Nepal	558	76.4	r 24.2	r 21.4	r 29.4	r 25.3	r 27.9	6.2	r 0.5	r 0.9	r 1.2	r 1.1	r 0.6
Palau	565	2.4	r 0.2	r 0.3	r 0.7	r 0.8	r 1.6	0.0	r 0.0	r 0.0	r 0.0	r 0.0
Papua New Guinea	853	381.3	r 110.7	r 117.6	r 100.9	r 131.9	r 134.4	279.5	r 11.3	r 107.2	r 54.8	r 61.2	r 31.1
Philippines	566	6,534.6	r 1,742.3	r 1,781.9	r 1,823.7	r 1,917.2	r 1,996.5	4,712.3	r 1,180.1	r 1,263.4	r 1,347.7	r 1,960.9	r 1,811.2
Samoa	862	36.8	r 12.3	r 12.6	r 11.9	r 13.7	r 16.4	0.0	r 0.0	r 0.0	r 0.0	r 0.0	r 0.0
Solomon Islands	813	39.2	r 9.4	r 11.9	r 11.0	r 16.5	r 13.4	0.2	r 0.2	r 0.3	r 0.9	r 0.5	r 0.4
Sri Lanka	524	1,310.1	r 533.5	r 409.9	r 451.3	r 432.9	r 502.2	88.2	r 22.9	r 23.5	r 33.2	r 49.7	r 25.4
Thailand	578	12,918.8	r 3,694.0	r 3,596.5	r 3,857.5	r 3,577.4	r 3,746.1	6,709.1	r 1,638.1	r 1,773.8	r 1,870.9	r 1,892.1	r 2,034.6
Timor-Leste	537	42.0	r 3.6	r 8.9	r 15.2	r 13.0	r 7.1	4.7	r 0.1	r 0.2	r 0.5	r 73.5	r 23.3
Tonga	866	5.2	r 0.1	r 0.5	r 1.2	r 0.5	r 1.0	0.0	r 0.0	r 0.0	r 0.0
Tuvalu	869	18.1	r 3.2	r 2.3	r 3.8	r 5.4	r 5.3	0.2	r 0.0	r 0.0	r 0.0
Vanuatu	846	27.8	r 5.9	r 5.7	r 4.9	r 12.5	r 14.6	0.6	r 0.8	r 0.0	r 0.2	r 0.5	r 0.1
Vietnam	582	11,322.2	r 2,898.5	r 3,381.5	r 2,971.6	r 3,115.8	r 2,926.2	2,993.6	r 762.9	r 873.5	r 851.8	r 868.8	r 816.7
Asia n.s.	598	1,407.2	r 14.2	r 7.1	r 19.2	r 11.8	r 13.5	8.1	r 3.4	r 3.3	r 2.5	r 1.6	r 2.1
Europe	170	2,038.0	447.7	516.3	495.9	526.7	511.1	4,763.3	1,773.9	1,683.5	1,500.2	1,753.2	1,903.0
Emerg. & Dev. Europe	903	1,140.3	311.8	271.4	306.5	335.0	327.8	2,028.5	461.2	478.2	431.3	461.7	451.8
Albania	914	0.4	r 0.0	r 0.0	r 0.1	r 0.7	r 0.0	0.6	r 0.1	r 0.1	r 0.2	r 0.3	r 0.3
Bosnia and Herzegovina	963	1.0	r 0.0	r 0.1	r 0.3	r 0.3	r 0.1	2.2	r 0.1	r 0.5	r 0.7	r 0.7	r 1.0
Bulgaria	918	24.8	r 5.7	r 14.6	r 8.7	r 10.3	r 10.8	220.2	r 42.6	r 39.5	r 31.9	r 31.9	r 39.3
Croatia	960	17.2	r 7.9	r 4.2	r 4.2	r 6.6	r 10.2	29.6	r 15.4	r 2.2	r 7.4	r 10.5	r 34.1
Faroe Islands	816	0.7	r 0.1	r 0.4	r 0.0	1.1	r 0.2	r 0.2	r 0.0	r 0.1
Gibraltar	823	39.0	r 14.3	r 10.6	r 11.4	r 9.6	r 5.5	0.0	r 0.0	r 0.1	r 0.0	r 0.0	r 0.0
Hungary	944	295.8	r 78.1	r 55.2	r 71.7	r 61.6	r 71.3	538.9	r 74.0	r 78.6	r 78.5	r 70.1	r 77.3
Macedonia, FYR	962	1.5	r 0.2	r 0.0	r 0.4	r 0.2	r 0.1	0.5	r 0.0	r 0.2	r 0.2	r 0.1	r 0.1
Montenegro	943	2.3	r 0.0	r 0.2	r 1.1	r 0.9	r 0.1	0.6	r 0.0	r 0.0	r 0.1	r 0.1	r 0.2
Poland	964	218.0	r 63.9	r 67.0	r 69.7	r 66.7	r 77.2	560.2	r 172.8	r 80.6	r 99.7	r 117.0	r 104.6
Romania	968	63.8	r 10.6	r 15.9	r 14.5	r 14.1	r 12.2	87.2	r 22.6	r 22.1	r 23.5	r 24.7	r 24.2
Serbia, Republic of	942	2.0	r 0.4	r 1.1	r 1.5	r 1.7	r 2.2	47.2	r 5.0	r 9.7	r 14.3	r 11.9	r 15.7
Turkey	186	474.0	r 130.7	r 102.5	r 122.9	r 162.0	r 138.0	540.1	r 128.6	r 244.5	r 174.6	r 194.2	r 154.8
CIS	901	897.5	135.8	244.8	189.3	191.6	183.0	2,734.7	1,312.4	1,205.2	1,068.8	1,291.4	1,451.1
Armenia	911	0.5	r 0.1	r 0.1	r 0.1	r 0.1	r 0.3	1.8	r 0.1	r 0.1	r 0.4	r 0.2	r 0.2
Azerbaijan, Rep. of	912	35.1	r 5.5	r 10.2	r 6.6	r 10.6	r 6.8	0.6	r 0.1	r 0.4	r 0.2	r 0.8
Belarus	913	1.4	r 0.2	r 0.4	r 0.3	r 0.2	r 0.5	14.7	r 0.2	r 2.1	r 1.2	r 2.8	r 4.1
Georgia	915	17.8	r 0.1	r 4.2	r 2.3	r 4.5	r 4.6	6.4	r 0.2	r 0.9	r 1.7	r 1.4	r 1.8
Kazakhstan	916	14.1	r 4.0	r 4.1	r 4.4	r 4.3	r 4.3	3.4	r 1.3	r 0.1	r 47.4	r 33.0	r 0.1
Kyrgyz Republic	917	1.2	r 0.6	r 0.8	r 0.5	r 0.4	r 0.3	0.1	r 0.0	r 0.0	r 0.0	r 0.0	r 0.0
Moldova	921	0.4	r 2.5	r 0.2	r 0.0	r 0.0	r 0.4	0.6	r 0.0	r 0.1	r 0.2	r 0.2	r 0.2
Russian Federation	922	796.2	r 115.2	r 217.6	r 167.4	r 159.8	r 158.8	2,679.1	r 1,306.5	r 1,156.5	r 984.4	r 1,234.2	r 1,348.5
Tajikistan	923	0.4	r 0.0	r 0.1	r 0.0	r 0.5	r 0.1	0.0	r 0.0
Turkmenistan	925	9.7	r 4.5	r 1.5	r 1.4	r 6.2	r 2.6	1.1	r 0.0	r 0.3	r 0.0	r 0.0	r 0.0
Ukraine	926	9.0	r 2.6	r 5.2	r 3.0	r 4.2	r 3.9	26.5	r 4.1	r 43.9	r 33.2	r 19.4	r 94.1
Uzbekistan	927	11.7	r 0.5	r 0.7	r 3.3	r 1.0	r 0.5	0.3	r 0.0	r 1.1	r 0.0	r 0.1	r 1.2
Europe n.s.	884	0.1	r 0.0	r 0.0	r 0.1	r 0.0	r 0.3	0.2	r 0.2	r 0.0	r 0.1	r 0.1	r 0.1
Mid East, N Africa, Pak	440	7,923.7	1,796.3	1,731.4	1,932.1	1,948.2	2,008.7	22,382.6	7,362.8	6,889.3	7,080.1	8,585.6	8,897.2
Afghanistan, I.R. of	512	17.4	r 5.3	r 4.3	r 4.5	r 5.3	r 6.5	0.6	r 0.3	r 0.1	r 0.1	r 0.2	r 0.7
Algeria	612	43.8	r 9.7	r 9.8	r 21.5	r 10.9	r 90.9	113.7	r 80.3	r 17.4	r 88.4	r 0.0	r 0.2
Bahrain, Kingdom of	419	101.0	r 27.7	r 19.7	r 45.6	r 26.0	r 20.4	128.8	r 29.8	r 101.9	r 30.7	r 97.8	r 15.4
Djibouti	611	19.4	r 2.1	r 4.7	r 3.6	r 1.6	r 2.2	0.9	r 0.4	r 1.1	r 0.1	r 0.3	r 0.4
Egypt	469	288.6	r 54.8	r 91.0	r 139.4	r 130.6	r 77.6	103.2	r 40.5	r 8.7	r 8.4	r 7.4	r 12.5
Iran, I.R. of	429	111.6	r 25.8	r 35.1	r 82.4	r 42.0	r 55.9	540.8	r 144.1	r 105.1	r 240.9	r 263.4	r 2.2
Iraq	433	88.2	r 22.4	r 10.1	r 16.4	r 11.1	r 11.2	516.8	r 457.0	r 336.5	r 397.6	r 455.5	r 906.5
Jordan	439	38.1	r 7.6	r 7.5	r 6.9	r 6.2	r 9.2	18.6	r 2.8	r 4.0	r 4.0	r 5.8	r 5.0
Kuwait	443	180.1	r 51.2	r 42.2	r 38.5	r 81.5	r 49.2	2,485.1	r 877.0	r 651.4	r 730.5	r 964.7	r 1,035.9
Lebanon	446	32.7	r 9.6	r 8.0	r 9.8	r 10.1	r 10.0	3.2	r 0.2	r 0.3	r 0.4	r 0.2	r 0.3
Libya	672	11.4	r 3.0	r 4.4	r 2.8	r 4.2	r 2.8	84.5	r 58.7	r 52.1	r 77.3	r 50.4	r 87.1
Mauritania	682	4.2	r 0.3	r 0.7	r 1.9	r 1.8	r 1.5	0.2	r 0.0	r 0.0	r 0.0	r 0.8	r 0.0
Morocco	686	112.7	r 25.5	r 27.4	r 34.5	r 38.6	r 37.3	112.8	r 27.6	r 32.7	r 30.1	r 30.4	r 30.7

Singapore (576)

In Millions of U.S. Dollars

		Exports (FOB)						Imports (CIF)					
		2016	2017Q1	2017Q2	2017Q3	2017Q4	2018Q1	2016	2017Q1	2017Q2	2017Q3	2017Q4	2018Q1
Oman	449	725.4	r 30.8	r 37.4	r 47.4	r 58.3	r 42.2	208.1	r 56.6	r 10.0	r 36.6	r 32.7	r 84.3
Pakistan	564	790.6	r 240.8	r 233.9	r 244.3	r 253.2	r 261.0	75.4	r 21.1	r 19.2	r 13.2	r 15.4	r 16.5
Qatar	453	141.7	r 40.1	r 56.5	r 164.4	r 171.6	r 214.2	2,990.0	r 965.4	r 1,289.6	r 1,397.0	r 1,523.9	r 1,564.9
Saudi Arabia	456	813.9	r 175.8	r 229.6	r 183.4	r 227.8	r 173.5	8,128.5	r 2,318.8	r 2,005.0	r 2,020.5	r 2,812.0	r 2,634.9
Somalia	726	0.6	r 0.2	r 0.1	r 0.4	r 0.1	r 0.2	0.6	r 0.1	r 0.0	r 0.0	r 0.0	r 0.0
Sudan	732	504.8	r 0.7	r 0.9	r 0.8	r 1.3	r 1.4	0.6	r 0.1	r 0.2	r 0.4	r 0.0	r 0.3
Syrian Arab Republic	463	8.6	r 2.2	r 2.8	r 3.3	r 1.2	r 1.9	0.1	r 0.0	r 0.0	r 0.0	r 0.0	r 0.1
Tunisia	744	24.9	r 4.0	r 10.1	r 12.1	r 4.1	r 3.5	14.8	r 4.8	r 4.2	r 4.0	r 22.7	r 25.9
United Arab Emirates	466	3,848.6	r 1,052.5	r 893.2	r 865.9	r 857.1	r 933.8	6,853.0	r 2,276.3	r 2,249.0	r 1,998.7	r 2,300.4	r 2,473.0
Yemen, Republic of	474	15.3	r 4.2	r 1.8	r 2.5	r 3.7	r 2.4	2.0	r 0.8	r 0.7	r 1.1	r 1.4	r 0.5
Sub-Saharan Africa	603	3,146.9	923.6	953.3	923.9	1,068.3	1,148.2	1,788.6	436.0	407.4	449.7	518.0	699.3
Angola	614	76.2	r 25.2	r 11.7	r 15.6	r 13.1	r 16.2	80.0	r 36.6	r 0.1	r 7.6	r 60.4	r 37.1
Benin	638	13.3	r 2.2	r 3.4	r 2.2	r 4.2	r 4.3	0.2	r 0.0	r 0.8	r 0.1	r 0.8	r 0.1
Botswana	616	23.7	r 0.4	r 0.5	r 0.4	r 1.5	r 2.1	541.4	r 116.6	r 83.2	r 92.4	r 95.1	r 91.6
Burkina Faso	748	1.1	r 0.0	r 0.0	r 0.7	r 0.1	r 0.6	0.2	r 0.0	r 0.0	r 0.0	r 0.0	r 0.0
Burundi	618	0.0	r 0.0	r 0.0	r 0.0	r 0.1	0.0	r 0.0	r 0.0	r 0.0	r 0.0
Cabo Verde	624	6.5	r 0.0	r 0.1	r 0.1	r 0.4	r 0.1	0.2	r 0.4	r 0.4	r 0.1	r 0.2	r 0.0
Cameroon	622	11.2	r 2.5	r 2.7	r 3.3	r 9.4	r 3.5	34.3	r 6.4	r 6.1	r 4.7	r 5.0	r 6.8
Central African Rep.	626	0.1	r 0.0	r 0.0	r 0.0	r 0.0	r 0.1	0.4	r 0.0	r 0.1	r 0.0	r 0.0	r 0.0
Chad	628	0.5	r 0.0	r 0.3	r 0.4	0.2	r 0.1	r 0.1	r 0.1	r 0.1
Comoros	632	2.0	r 0.7	r 0.6	r 0.4	r 0.3	r 0.9	4.2	r 0.5	r 0.2	r 1.3	r 0.5
Congo, Dem. Rep. of	636	8.0	r 1.4	r 2.0	r 2.2	r 3.0	r 2.7	0.3	r 0.0	r 0.0	r 9.5	r 0.0	r 0.0
Congo, Republic of	634	13.4	r 2.8	r 3.3	r 4.5	r 3.0	r 2.9	18.0	r 13.5	r 12.9	r 0.4	r 1.1	r 102.7
Côte d'Ivoire	662	23.5	r 5.0	r 5.2	r 5.9	r 7.0	r 4.2	16.2	r 2.3	r 3.1	r 3.2	r 1.6	r 1.5
Equatorial Guinea	642	2.7	r 0.4	r 0.7	r 1.4	r 0.5	r 0.8	82.3	r 59.3	r 63.7	r 56.3	r 152.8
Eritrea	643	0.0	r 0.0	r 0.0	0.1	r 0.0	r 0.0	r 0.0	r 0.0
Ethiopia	644	24.9	r 5.7	r 17.7	r 12.6	r 10.2	r 15.2	10.7	r 1.4	r 0.6	r 0.2	r 0.5	r 0.5
Gabon	646	11.4	r 2.7	r 2.6	r 2.9	r 8.2	r 4.7	4.5	r 0.6	r 4.2	r 0.4	r 0.0	r 14.8
Gambia, The	648	0.9	r 0.1	r 0.5	r 0.7	r 0.6	r 0.8	0.1	r 0.1	r 0.0	r 0.0	r 0.0	r 0.0
Ghana	652	59.4	r 27.4	r 22.2	r 14.0	r 18.2	r 17.1	130.2	r 22.9	r 26.3	r 30.5	r 28.4	r 25.5
Guinea	656	46.9	r 0.6	r 0.9	r 3.0	r 4.1	r 3.3	0.1	r 0.0	r 1.2	r 0.3	r 0.0	r 0.0
Guinea-Bissau	654	0.1	r 0.1	r 0.1	r 0.0	0.4	r 0.0
Kenya	664	75.3	r 14.2	r 13.3	r 9.8	r 14.5	r 12.0	7.0	r 5.0	r 1.7	r 2.2	r 1.2	r 1.7
Lesotho	666	0.8	r 0.0	r 0.0	r 0.0	r 0.1	r 0.1	0.0	r 0.0	r 0.0	r 0.0	r 0.0	r 0.0
Liberia	668	1,805.6	r 637.5	r 652.7	r 588.6	r 687.9	r 804.2	0.7	r 0.1	r 0.3	r 0.1	r 0.3	r 0.0
Madagascar	674	18.3	r 5.1	r 3.0	r 4.0	r 3.3	r 3.2	82.0	r 18.4	r 49.6	r 10.0	r 10.7	r 24.2
Malawi	676	0.5	r 0.3	r 0.4	r 0.2	r 0.1	1.8	r 0.2	r 0.3	r 0.1	r 0.4	r 0.4
Mali	678	1.8	r 0.1	r 0.1	r 1.7	r 0.1	1.1	r 0.0	r 0.1	r 0.0	r 0.0	r 0.0
Mauritius	684	70.9	r 10.4	r 13.4	r 14.7	r 15.5	r 11.5	12.0	r 2.5	r 3.2	r 3.8	r 1.9	r 2.9
Mozambique	688	34.6	r 2.0	r 10.4	r 7.4	r 4.7	r 4.0	6.0	r 0.9	r 1.1	r 0.5	r 1.0	r 0.7
Namibia	728	6.2	r 0.3	r 1.4	r 3.0	r 1.6	r 2.4	55.3	r 4.0	r 18.0	r 18.3	r 20.6	r 19.4
Niger	692	1.1	r 0.1	r 0.3	r 0.2	r 0.3	r 0.0	0.6	r 0.0	r 0.1	r 0.3	r 0.0	r 0.4
Nigeria	694	155.6	r 59.1	r 45.2	r 55.2	r 65.6	r 44.2	14.3	r 3.6	r 2.1	r 36.9	r 16.1	r 33.0
Rwanda	714	0.8	r 0.0	r 0.1	r 0.1	r 0.1	r 0.0	0.3	r 0.0	r 0.1	r 0.0
São Tomé & Príncipe	716	0.0	r 0.0	r 0.2	r 0.0	0.1	r 0.0	r 0.0	r 0.0	r 0.2
Senegal	722	13.0	r 1.7	r 2.3	r 4.2	r 3.1	r 4.1	1.7	r 0.0	r 0.3	r 0.4	r 0.7	r 0.1
Seychelles	718	26.9	r 7.9	r 19.4	r 6.2	r 6.2	r 4.9	0.9	r 0.7	r 0.1	r 1.2	r 0.2	r 0.1
Sierra Leone	724	0.9	r 0.2	r 0.2	r 0.2	r 1.0	1.7	r 0.3	r 0.0	r 0.1	r 0.2	r 0.1
South Africa	199	410.2	r 78.8	r 102.0	r 114.2	r 127.4	r 156.4	492.5	r 163.7	r 120.2	r 147.3	r 147.7	r 155.8
South Sudan, Rep. of	733	0.0	r 0.0	r 0.0	0.1	r 0.0	r 0.0	r 0.0
Swaziland	734	1.6	r 0.4	r 0.5	r 0.6	r 0.3	r 0.5	1.7	r 0.6	r 0.3	r 0.3	r 1.0	r 0.5
Tanzania	738	29.6	r 5.4	r 8.6	r 8.2	r 9.4	r 8.9	28.3	r 2.9	r 0.7	r 0.1	r 8.5	r 1.5
Togo	742	153.1	r 21.8	r 2.2	r 32.6	r 39.4	r 3.2	0.5	r 0.0	r 0.4	r 0.2	r 0.1	r 0.2
Uganda	746	6.5	r 0.8	r 2.1	r 2.0	r 0.6	r 0.9	15.1	r 6.0	r 2.4	r 0.9	r 4.2	r 4.0
Zambia	754	2.5	r 0.3	r 0.3	r 0.3	r 0.3	r 0.5	96.7	r 22.7	r 4.0	r 6.3	r 46.9	r 15.3
Zimbabwe	698	4.9	r 0.8	r 1.2	r 1.9	r 1.7	r 6.3	43.6	r 2.9	r 4.5	r 7.4	r 5.5	r 4.8
Africa n.s.	799	0.3	0.4	r 0.0	r 0.0	r 0.0	r 0.0	r 0.0
Western Hemisphere	205	8,486.1	2,455.5	2,694.4	2,126.8	2,159.0	2,286.5	4,780.9	1,607.8	1,222.2	1,521.7	1,725.5	1,489.9
Anguilla	312	0.0	r 0.0	r 0.0	r 1.1	r 0.0
Antigua and Barbuda	311	125.5	r 35.3	r 34.5	r 31.9	r 26.8	r 30.5	0.1	r 0.0	r 0.0	r 0.0	r 0.0	r 0.0

Singapore (576)

In Millions of U.S. Dollars

		Exports (FOB)						Imports (CIF)					
		2016	2017Q1	2017Q2	2017Q3	2017Q4	2018Q1	2016	2017Q1	2017Q2	2017Q3	2017Q4	2018Q1
Argentina	213	169.1	r 24.3	r 26.5	r 31.1	r 34.6	r 23.7	81.1	r 13.6	r 17.0	r 14.3	r 11.0	r 24.0
Aruba	314	0.2	r 0.0	r 0.1	r 0.1	r 0.0	0.0	r 0.0	r 0.0	r 0.0	r 44.1	r 0.1
Bahamas, The	313	460.6	r 144.2	r 165.4	r 157.3	r 190.9	r 218.8	0.5	r 0.1	r 0.2	r 2.0	r 0.7	r 1.8
Barbados	316	3.4	r 0.1	r 1.7	r 1.6	r 2.3	r 2.7	0.4	r 0.1	r 0.3	r 0.1	r 0.2	r 0.2
Belize	339	3.9	r 0.7	r 1.4	r 1.8	r 2.5	r 2.8	1.0	r 0.2	r 0.0	r 0.7	r 0.2	r 0.0
Bermuda	319	75.3	r 25.1	r 31.4	r 21.5	r 20.5	r 26.5	0.3	r 0.0	r 0.0	r 0.0	r 0.0	r 0.0
Bolivia	218	7.5	r 0.7	r 0.5	r 1.2	r 0.6	r 0.7	66.7	r 16.8	r 0.2	r 0.4	r 0.1	r 0.1
Brazil	223	897.6	r 258.7	r 327.5	r 329.6	r 292.7	r 245.8	1,068.3	r 451.3	r 346.3	r 284.2	r 370.5	r 367.3
Chile	228	68.2	r 16.5	r 16.3	r 22.1	r 24.2	r 22.9	129.0	r 16.7	r 13.6	r 14.6	r 18.6	r 22.1
Colombia	233	112.2	r 23.9	r 17.0	r 40.8	r 21.3	r 23.8	249.3	r 206.6	r 19.9	r 125.7	r 47.6	r 122.5
Costa Rica	238	26.4	r 7.8	r 21.2	r 9.2	r 8.0	r 7.1	52.6	r 8.8	r 12.3	r 14.8	r 20.8	r 18.2
Dominica	321	3.5	r 0.7	r 0.5	r 0.4	r 0.8	r 2.7	0.1	r 0.0	r 0.0	r 0.0	r 0.0
Dominican Republic	243	12.0	r 2.4	r 2.6	r 1.8	r 1.7	r 4.0	47.6	r 10.0	r 9.6	r 11.1	r 10.8	r 10.8
Ecuador	248	36.4	r 18.5	r 11.6	r 16.0	r 14.2	r 13.6	35.0	r 2.5	r 2.9	r 2.2	r 2.4	r 2.2
El Salvador	253	5.8	r 1.2	r 1.0	r 1.0	r 1.6	r 0.8	7.6	r 4.2	r 2.2	r 2.9	r 2.2	r 2.4
Falkland Islands	323	1.3	r 0.0
Greenland	326	0.4	r 0.0	r 0.0	r 0.0	0.1
Grenada	328	0.0	r 1.8	r 1.6	r 0.7	0.1	r 0.0	r 0.0
Guatemala	258	21.4	r 3.0	r 3.8	r 3.4	r 3.7	r 3.2	9.9	r 6.7	r 2.5	r 2.5	r 3.7	r 4.8
Guyana	336	2.2	r 0.3	r 0.5	r 0.9	r 1.0	r 0.8	0.4	r 0.0	r 0.0	r 0.0	r 0.1	r 0.0
Haiti	263	2.7	r 0.0	r 0.1	r 1.0	r 0.1	r 0.6	0.5	r 0.1	r 0.1	r 0.2	r 0.2	r 0.3
Honduras	268	2.3	r 1.0	r 1.3	r 1.3	r 0.9	r 1.3	2.8	r 0.6	r 0.6	r 0.4	r 0.8	r 0.5
Jamaica	343	4.4	r 1.2	r 1.1	r 0.7	r 1.6	r 0.8	0.6	r 0.1	r 0.1	r 0.2	r 0.5	r 0.4
Mexico	273	1,226.3	r 270.5	r 317.2	r 459.3	r 233.8	r 227.9	1,891.7	r 461.3	r 594.2	r 514.2	r 482.4	r 601.7
Montserrat	351	0.1	r 0.0	r 0.0	r 2.8	0.0	r 0.0	r 0.0	r 0.1
Netherlands Antilles	353	11.5	r 6.0	r 6.3	r 1.5	r 1.4	r 0.1	60.2	r 34.2	r 44.6	r 176.5	r 53.6	r 10.0
Nicaragua	278	1.9	r 0.0	r 0.1	r 0.5	r 0.5	r 0.3	1.9	r 0.1	r 0.2	r 0.2	r 0.4	r 0.4
Panama	283	4,958.8	r 1,561.9	r 1,626.7	r 933.1	r 1,219.9	r 1,362.7	3.5	r 41.9	r 0.6	r 1.3	r 23.6	r 0.7
Paraguay	288	3.0	r 0.5	r 0.7	r 1.0	r 1.3	r 1.0	2.0	r 0.8	r 0.3	r 0.5	r 0.4	r 0.7
Peru	293	92.9	r 12.9	r 37.8	r 14.2	r 15.5	r 17.2	51.2	r 6.1	r 17.7	r 16.4	r 3.3	r 2.2
St. Kitts and Nevis	361	3.0	r 0.2	r 1.3	r 0.6	r 0.6	r 1.0	0.1	r 0.0	r 0.0	r 1.7	r 0.0
St. Lucia	362	0.1	r 0.0	r 0.1	r 0.1	r 0.1	r 0.1	0.0	r 0.0	r 0.0	r 0.0	r 0.0	r 0.4
St. Vincent & Grens.	364	22.9	r 6.0	r 8.4	r 5.7	r 7.3	r 5.7	0.0	r 0.0
Suriname	366	1.4	r 0.0	r 0.1	r 0.8	r 1.2	r 0.8	0.1	r 0.0	r 0.0	r 0.1	r 0.0	r 0.0
Trinidad and Tobago	369	17.4	r 4.0	r 2.4	r 3.9	r 3.7	r 3.0	4.2	r 0.0	r 0.1	r 4.7	r 11.7	r 36.5
Uruguay	298	21.5	r 5.2	r 4.8	r 4.0	r 5.0	r 4.6	16.7	r 4.7	r 2.9	r 4.9	r 7.0	r 3.7
Venezuela, Rep. Bol.	299	27.0	r 1.1	r 0.6	r 1.0	r 1.7	r 0.4	986.3	r 316.5	r 129.8	r 322.2	r 600.9	r 254.0
Western Hem. n.s.	399	57.4	r 21.5	r 22.2	r 24.4	r 15.3	r 24.9	7.8	r 3.7	r 4.0	r 4.6	r 4.9	r 1.4
Other Countries n.i.e	910	13.8	0.3	1.6	0.2	0.1	0.2	10.7	33.5	19.4	1.0	2.8	1.8
Cuba	928	1.0	r 0.1	r 1.5	r 0.2	r 0.1	r 0.2	10.6	r 33.5	r 19.2	r 1.0	r 2.8	r 1.8
Korea, Dem. People's Rep.	954	12.8	r 0.2	r 0.1	r 0.0	0.1	r 0.2
Memorandum Items													
Africa	605	3,857.3	966.2	1,007.0	998.8	1,126.6	1,285.1	2,032.1	549.2	463.2	572.8	572.3	756.8
Middle East	405	6,405.3	1,507.6	1,439.5	1,608.4	1,631.4	1,604.2	22,063.0	7,228.1	6,814.2	6,943.7	8,515.8	8,822.5
European Union	998	29,886.5	7,654.7	7,613.3	7,949.9	8,721.0	8,776.6	38,198.7	9,217.8	10,087.1	10,077.8	10,777.3	10,966.5
Export earnings: fuel	080	8,194.8	1,897.6	1,893.8	1,992.8	1,993.4	2,053.4	26,353.4	9,236.0	8,274.5	8,685.5	10,742.2	11,023.8
Export earnings: nonfuel	092	322,503.6	82,224.9	86,421.4	92,503.9	97,137.9	95,601.9	255,669.2	65,859.0	69,283.9	73,310.5	78,632.7	74,655.9

Sint Maarten (352)

In Millions of U.S. Dollars

		Exports (FOB)						Imports (CIF)					
		2016	2017Q1	2017Q2	2017Q3	2017Q4	2018Q1	2016	2017Q1	2017Q2	2017Q3	2017Q4	2018Q1
IFS World	
World	001	52.3	23.5	43.7	30.5	16.2	31.5	177.1	119.1	124.8	127.3	199.6	236.8
Advanced Economies	110	50.9	22.6	42.7	29.5	14.8	29.9	156.7	111.6	114.0	117.3	186.2	220.5
Euro Area	163	33.9	8.0	28.7	25.2	4.7	1.3	126.9	27.7	24.4	21.8	39.1	30.0
Austria	122	e 0.0	e 0.0	e 0.7	e 1.1	e 0.2	e 0.6	e 0.1	e 0.1	e 0.3
Belgium	124	e 30.7	e 7.4	e 27.6	e 24.3	e 3.5	e 3.1	e 1.2	e 0.5	e 0.3	e 0.5	e 0.8
Cyprus	423	e 0.0	e 0.0	e 0.1	e 0.0	e 0.0	e 0.0	e 0.0	e 0.1
Estonia	939	e 0.0	e 0.0	e 0.0	e 0.0	e 0.0	e 0.1	e 0.0	e 0.0
Finland	172	e 0.0	e 0.0	e 0.0	e 0.0	e 0.0	e 5.1	e 0.0	e 0.0	e 0.1	e 0.1	e 0.0
France	132	e 2.0	e 0.4	e 0.5	e 0.7	e 1.1	e 0.4	e 35.8	e 8.7	e 8.3	e 6.1	e 11.1	e 7.2
Germany	134	e 0.1	e 0.0	e 0.0	e 0.0	e 0.0	e 0.0	e 6.6	e 1.3	e 1.6	e 2.0	e 1.0	e 1.2
Greece	174	e 0.0	e 0.2	e 0.0	e 0.0	e 0.2	e 0.0	e 0.1
Ireland	178	e 0.0	e 0.0	e 0.5	e 0.1	e 0.2	e 0.1	e 0.1	e 0.1
Italy	136	e 18.1	e 0.0
Latvia	941	e 0.0	e 0.0	e 0.0	e 0.0	e 0.1	e 0.0	e 0.1	e 0.1	e 0.0	e 0.1
Lithuania	946	e 0.3	e 0.1	e 0.1	e 0.1	e 0.1
Luxembourg	137	e 0.0	e 0.0	e 0.0	e 0.1
Netherlands	138	e 0.5	e 0.1	e 0.1	e 0.0	e 0.1	e 0.1	e 49.2	e 14.6	e 11.9	e 11.9	e 24.7	e 18.8
Portugal	182	e 0.0	e 0.8	e 0.1	e 0.1	e 0.1	e 0.2	e 0.1
Slovak Republic	936	e 0.0	e 0.2	e 0.1
Slovenia	961	e 0.0	e 0.0	e 0.0	e 0.0	e 0.1	e 0.1	e 0.0	e 0.0	e 0.0
Spain	184	e 0.4	e 0.0	e 0.4	e 0.0	e 0.0	e 0.0	e 5.7	e 1.2	e 0.9	e 0.7	e 0.9	e 1.3
Czech Republic	935	e 0.0	e 0.0	e 0.0	e 0.0	e 0.1	e 0.0	e 0.0	e 0.0	e 0.2	e 0.1
Denmark	128	e 0.0	e 0.0	e 0.0	e 0.0	e 0.0	e 0.0	e 2.0	e 0.5	e 0.5	e 1.0	e 0.7	e 0.4
Korea, Republic of	542	e 0.0	e 4.4	e 7.3	e 5.1	e 5.4
New Zealand	196	e 0.3	e 0.1	e 0.2	e 0.5
Sweden	144	e 0.0	e 0.1	e 0.0	e 0.0	e 0.0	e 0.5	e 0.2	e 0.1	e 0.0	e 0.1	e 0.1
Switzerland	146	e 0.1	e 18.1
United Kingdom	112	e 16.8	e 0.0	e 0.0	e 0.0	e 0.0	e 0.2	e 9.1	e 2.8	e 2.1	e 1.1	e 2.5	e 2.6
United States	111	e 14.5	e 14.0	e 4.3	e 10.1	e 28.5	e 80.4	e 82.1	e 86.1	e 138.4	e 181.4
Emerg. & Dev. Economies	200	1.4	0.9	1.0	0.9	1.4	1.5	20.4	7.5	10.8	10.0	13.5	16.3
Emerg. & Dev. Asia	505	0.0	0.0	0.0	0.0	1.9	1.5	1.6	4.0	4.1
China,P.R.: Mainland	924	e 0.0	e 0.0	e 1.9	e 1.5	e 1.6	e 4.0	e 4.0
Thailand	578	e 0.1
Europe	170	0.1	0.0	0.1	0.0	0.1	0.0	3.5	0.3	0.4	0.8	1.8	1.3
Emerg. & Dev. Europe	903	0.1	0.0	0.1	0.0	0.1	0.0	3.5	0.3	0.4	0.8	1.8	1.3
Bulgaria	918	e 0.0	e 0.0	e 0.0	e 0.0	e 0.0	e 1.9	e 0.2	e 0.3	e 1.1
Croatia	960	e 0.0	e 0.0	e 0.0	e 0.0	e 0.2
Hungary	944	e 0.0	e 0.0	e 0.0	e 0.6	e 0.2	e 0.2	e 0.2	e 0.1	e 0.3
Poland	964	e 0.0	e 0.1	e 1.0	e 0.0	e 0.0	e 0.2	e 0.6	e 0.4
Romania	968	e 0.1	e 0.0	e 0.0	e 0.0	e 0.0	e 0.0	e 0.5
Mid East, N Africa, Pak	440	0.1	0.1	0.1	0.1	0.1	0.1	0.0	0.1
Morocco	686	e 0.1	e 0.1	e 0.1	e 0.1	e 0.1	e 0.1	e 0.0	e 0.1
Western Hemisphere	205	1.3	0.9	0.8	0.9	1.2	1.4	16.8	5.3	8.8	7.6	7.6	10.9
Antigua and Barbuda	311	e 0.6	e 0.5	e 0.6	e 0.9	e 1.0	e 0.5	e 0.1	e 0.4	e 0.0	e 0.0	e 0.0
Barbados	316	e 0.1	e 0.0	e 0.0	e 0.0	e 0.0	e 0.0	e 0.3	e 0.1	e 0.2	e 0.2	e 0.0	e 0.0
Brazil	223	e 0.0	e 0.1	e 0.4
Costa Rica	238	e 0.0	e 0.0	e 0.1	e 0.0	e 0.0	e 0.5
Dominican Republic	243	e 0.0	e 0.0	e 0.0	e 0.1	e 0.0
Jamaica	343	e 0.1	e 0.0	e 0.0	e 0.0	e 0.0	e 0.0	e 2.2	e 0.5	e 3.8	e 3.5	e 3.7	e 4.7
Panama	283	e 0.2	e 0.0	e 0.1	e 0.1
St. Kitts and Nevis	361	e 1.0	e 0.2	e 0.2	e 0.1	e 0.2	e 0.2	e 0.1	e 0.0	e 0.0	e 0.0	e 0.0	e 0.0
St. Vincent & Grens.	364	e 0.1	e 0.0	e 0.0	e 0.0	e 0.0	e 0.0	e 0.0	e 0.0	e 0.0	e 0.0	e 0.0	e 0.0
Suriname	366	e 0.0	e 0.0	e 0.0	e 0.0	e 0.1	e 0.0	e 0.1	e 0.0	e 0.0	e 0.0	e 0.0	e 0.0
Trinidad and Tobago	369	e 0.0	e 0.0	e 0.0	e 0.0	e 0.0	e 0.0	e 13.4	e 4.4	e 4.2	e 3.8	e 3.8	e 5.2
Memorandum Items													
Africa	605	0.1	0.1	0.1	0.1	0.1	0.1	0.0	0.0	0.0	0.1	0.0
European Union	998	50.9	8.0	28.8	25.2	4.8	1.5	142.2	31.5	27.5	24.7	44.3	34.5
Export earnings: fuel	080	0.0	0.0	0.0	0.0	0.0	0.0	13.4	4.4	4.2	3.8	3.8	5.2
Export earnings: nonfuel	092	52.3	23.5	43.7	30.5	16.2	31.5	163.7	114.7	120.6	123.5	195.8	231.5

Slovak Republic (936)

In Millions of U.S. Dollars

		Exports (FOB)						Imports (CIF)					
		2016	2017Q1	2017Q2	2017Q3	2017Q4	2018Q1	2016	2017Q1	2017Q2	2017Q3	2017Q4	2018Q1
IFS World		77,567.3	19,687.6	20,314.3	20,877.6	23,602.0	75,488.0	19,330.7	19,856.7	20,999.9	23,119.8
World	001	77,567.4	19,660.8	20,328.9	20,884.7	23,646.5	23,563.2	75,488.1	19,308.7	19,865.0	20,987.9	23,160.2	23,242.6
Advanced Economies	110	57,860.3	14,693.5	15,110.4	15,316.4	17,612.1	17,812.1	54,951.4	13,606.3	14,354.1	15,105.9	16,670.1	16,571.3
Euro Area	163	37,550.3	9,393.1	9,896.4	10,050.9	11,495.1	12,125.3	34,456.0	8,451.6	9,066.1	9,736.9	10,379.2	10,832.3
Austria	122	4,421.3	r 1,123.8	r 1,227.0	r 1,216.0	r 1,492.5	r 1,322.1	7,351.4	r 1,612.2	r 1,928.0	r 2,547.5	r 2,390.7	r 2,685.3
Belgium	124	1,126.0	r 269.9	r 281.8	r 248.7	r 301.5	r 318.5	1,122.2	r 267.9	r 302.7	r 280.3	r 314.6	r 330.0
Cyprus	423	71.3	r 14.0	r 14.1	r 11.7	r 10.7	r 20.1	78.5	r 16.4	r 19.1	r 14.7	r 16.5	r 6.6
Estonia	939	104.3	r 26.7	r 58.0	r 33.5	r 37.2	r 28.7	29.6	r 9.3	r 9.5	r 10.4	r 11.7	r 9.0
Finland	172	228.4	r 50.8	r 58.1	r 57.5	r 76.7	r 60.3	156.4	r 33.9	r 46.6	r 43.0	r 46.5	r 38.6
France	132	4,769.9	r 1,353.4	r 1,390.7	r 1,085.8	r 1,477.3	r 1,433.4	3,251.8	r 887.7	r 888.4	r 821.0	r 959.4	r 1,030.5
Germany	134	16,988.5	r 3,962.2	r 4,131.1	r 4,498.6	r 4,827.3	r 5,374.5	15,238.7	r 3,823.3	r 3,943.5	r 3,942.1	r 4,384.0	r 4,516.9
Greece	174	187.4	r 52.5	r 60.2	r 50.2	r 64.4	r 68.7	74.5	r 22.6	r 22.1	r 18.8	r 16.1	r 25.8
Ireland	178	148.6	r 49.7	r 38.4	r 28.6	r 45.3	r 58.2	181.2	r 47.9	r 36.1	r 37.8	r 62.4	r 51.3
Italy	136	3,761.0	r 1,030.6	r 1,093.8	r 1,482.4	r 1,492.8	r 1,811.1	2,641.1	r 643.7	r 714.4	r 677.7	r 827.6	r 792.9
Latvia	941	197.6	r 46.9	r 38.3	r 41.3	r 54.1	r 45.7	48.7	r 12.2	r 10.2	r 16.3	r 13.3	r 16.1
Lithuania	946	179.0	r 46.6	r 43.4	r 52.6	r 52.9	r 47.6	82.8	r 21.2	r 18.8	r 23.1	r 26.4	r 21.8
Luxembourg	137	86.6	r 24.0	r 38.7	r 20.5	r 29.7	r 34.9	104.6	r 35.3	r 48.5	r 102.3	r 33.1	r 45.4
Malta	181	10.7	r 5.6	r 3.5	r 4.3	r 3.5	r 3.7	10.2	r 2.9	r 2.7	r 1.5	r 2.4	r 1.9
Netherlands	138	2,212.8	r 543.0	r 555.6	r 456.8	r 579.0	r 539.2	1,781.6	r 437.9	r 465.8	r 583.0	r 630.2	r 561.2
Portugal	182	256.0	r 73.1	r 67.8	r 64.5	r 76.4	r 88.3	256.3	r 60.7	r 69.8	r 58.9	r 62.4	r 140.9
Slovenia	961	519.8	r 137.4	r 152.4	r 143.6	r 156.5	r 175.1	1,141.8	r 252.0	r 258.2	r 298.6	r 289.3	r 257.6
Spain	184	2,281.1	r 582.9	r 643.5	r 554.2	r 717.2	r 695.2	904.7	r 264.5	r 281.6	r 259.9	r 292.5	r 300.4
Australia	193	200.0	r 53.4	r 52.1	r 59.1	r 39.7	r 43.0	31.9	r 1.0	r 0.5	r 0.7	r 0.5	r 0.4
Canada	156	294.6	r 85.9	r 74.6	r 72.0	r 79.3	r 84.1	79.7	r 35.7	r 16.4	r 20.1	r 8.4	r 24.5
China,P.R.: Hong Kong	532	62.8	r 17.0	r 19.1	r 13.1	r 15.7	r 11.0	38.6	r 18.2	r 17.8	r 22.3	r 17.9	r 11.5
China,P.R.: Macao	546	0.3	r 0.0	r 0.0	r 0.0	r 0.1	r 0.0	0.1	r 0.0	r 0.0	r 0.0	r 0.5
Czech Republic	935	9,231.9	r 2,230.5	r 2,385.1	r 2,394.7	r 2,821.8	r 2,680.4	12,809.9	r 3,009.6	r 3,361.0	r 3,263.6	r 3,865.3	r 3,534.3
Denmark	128	710.7	r 149.6	r 171.3	r 175.9	r 169.2	r 191.4	279.1	r 78.8	r 78.6	r 87.5	r 85.5	r 91.2
Iceland	176	23.3	r 9.3	r 6.1	r 2.8	r 9.3	r 5.0	3.3	r 0.8	r 0.2	r 0.3	r 0.4	r 0.3
Israel	436	395.0	r 78.9	r 88.8	r 77.6	r 81.2	r 60.0	13.8	r 5.0	r 4.9	r 5.6	r 4.4	r 6.7
Japan	158	96.2	r 25.2	r 34.6	r 29.6	r 32.5	r 24.7	308.2	r 63.9	r 53.2	r 59.0	r 63.3	r 51.1
Korea, Republic of	542	147.2	r 24.0	r 26.0	r 25.5	r 22.9	r 24.5	3,568.6	r 844.3	r 858.9	r 998.2	r 1,040.5	r 1,057.7
New Zealand	196	27.5	r 6.6	r 7.8	r 6.0	r 5.8	r 5.3	3.6	r 1.2	r 2.4	r 1.8	r 2.0	r 1.3
Norway	142	186.0	r 46.1	r 48.2	r 56.9	r 56.9	r 56.6	13.0	r 3.1	r 4.8	r 2.9	r 2.9	r 4.8
San Marino	135	8.1	r 2.4	r 3.0	r 2.6	r 2.9	r 4.4	0.2	r 0.1	r 0.1	r 0.0	r 0.1	r 0.0
Singapore	576	30.5	r 8.0	r 6.3	r 7.2	r 9.8	r 6.3	25.2	r 4.7	r 4.4	r 5.1	r 5.3	r 5.8
Sweden	144	1,209.6	r 273.9	r 312.6	r 253.8	r 365.8	r 320.7	486.7	r 136.1	r 140.6	r 131.5	r 145.5	r 170.1
Switzerland	146	1,210.4	r 298.5	r 353.7	r 330.8	r 348.4	r 358.9	483.3	r 93.3	r 99.0	r 106.9	r 110.2	r 107.5
Taiwan Prov.of China	528	38.5	r 7.8	r 7.2	r 9.8	r 11.6	r 6.8	497.2	r 123.5	r 95.8	r 89.7	r 104.9	r 119.7
United Kingdom	112	4,583.6	r 1,453.6	r 1,015.7	r 1,161.6	r 1,433.9	r 1,258.0	1,488.8	r 638.9	r 413.1	r 400.7	r 714.8	r 459.2
United States	111	1,854.1	r 529.8	r 601.7	r 586.3	r 610.1	r 545.6	364.4	r 96.6	r 136.4	r 173.2	r 119.0	r 92.4
Emerg. & Dev. Economies	200	19,687.2	4,964.3	5,207.5	5,557.6	6,025.1	5,744.4	20,524.5	5,697.5	5,507.4	5,877.4	6,487.5	6,670.0
Emerg. & Dev. Asia	505	1,439.0	354.0	382.7	413.6	421.6	413.6	4,820.7	1,250.0	1,238.5	1,368.3	1,558.3	1,433.9
Bangladesh	513	1.6	r 0.2	r 0.9	r 0.6	r 1.4	r 0.9	75.1	r 22.4	r 22.9	r 21.6	r 16.0	r 20.2
Bhutan	514	0.8	r 0.2	r 0.0
Brunei Darussalam	516	0.2	r 0.0	r 0.0	r 0.0	r 0.0	r 0.0	r 0.0
Cambodia	522	0.3	r 0.1	r 0.0	r 0.0	r 0.1	r 0.0	19.9	r 4.0	r 6.8	r 7.5	r 4.7	r 3.7
China,P.R.: Mainland	924	1,257.1	r 309.3	r 332.8	r 358.4	r 371.2	r 350.9	3,470.8	r 881.8	r 781.6	r 817.2	r 995.3	r 945.9
Fiji	819	0.1	r 0.0	r 0.1	r 0.2	0.0	r 0.0	r 0.0	r 0.0	r 0.0
F.T. French Polynesia	887	0.2	r 0.0	r 0.1	r 0.1	r 0.1	r 0.0	0.0	r 0.0	r 0.0
F.T. New Caledonia	839	0.8	r 0.1	r 0.0	r 0.1	r 0.3	r 0.1
India	534	54.2	r 10.6	r 14.3	r 15.3	r 15.3	r 19.1	169.7	r 37.9	r 46.3	r 48.0	r 42.4	r 43.7
Indonesia	536	11.5	r 2.4	r 3.3	r 2.3	r 2.4	r 1.9	86.4	r 25.2	r 27.0	r 20.8	r 21.3	r 22.2
Lao People's Dem.Rep	544	0.0	r 0.0	r 0.0	r 0.0	r 0.1
Malaysia	548	26.7	r 5.3	r 6.4	r 5.9	r 6.2	r 5.9	358.6	r 87.3	r 122.7	r 150.7	r 216.5	r 105.1
Maldives	556	0.5	r 0.0	r 0.0	r 0.1	r 0.0	r 0.0	0.0	r 0.0
Micronesia	868	0.1	r 0.0	r 0.0
Mongolia	948	1.2	r 0.3	r 0.4	r 0.5	r 0.1	r 0.1	r 0.0	r 0.0
Myanmar	518	0.2	r 1.2	r 0.1	r 0.2	r 0.1	r 0.3	1.3	r 0.6	r 0.4	r 0.3	r 0.4	r 0.4
Nepal	558	0.3	r 0.0	r 0.0	r 0.1	r 3.3	r 0.0	0.0	r 0.0	r 0.0	r 0.1	r 0.0	r 0.0

Slovak Republic (936)

In Millions of U.S. Dollars

		Exports (FOB)						Imports (CIF)					
		2016	2017Q1	2017Q2	2017Q3	2017Q4	2018Q1	2016	2017Q1	2017Q2	2017Q3	2017Q4	2018Q1
Philippines	566	3.2	r 0.7	r 0.7	r 5.9	r 0.5	r 0.7	23.9	r 4.6	r 6.9	r 7.5	r 11.2	r 10.4
Sri Lanka	524	17.4	r 5.0	r 5.4	r 2.7	r 0.4	r 3.2	34.9	r 8.7	r 9.5	r 6.3	r 4.5	r 7.2
Thailand	578	22.2	r 9.8	r 6.6	r 8.9	r 8.1	r 19.6	157.0	r 44.0	r 44.9	r 47.2	r 50.4	r 54.7
Vietnam	582	40.2	r 8.9	r 11.4	r 12.4	r 12.1	r 10.5	422.9	r 133.5	r 169.5	r 241.0	r 195.5	r 220.5
Asia n.s.	598	0.1	r 0.0	0.0
Europe	170	16,681.3	4,277.4	4,451.4	4,805.4	5,230.5	4,921.4	15,369.1	4,348.2	4,163.0	4,393.7	4,821.7	5,117.1
Emerg. & Dev. Europe	903	14,472.4	3,694.0	3,837.1	4,163.2	4,587.8	4,296.5	11,838.1	3,165.9	3,182.8	3,284.4	3,604.5	3,663.4
Albania	914	33.3	r 11.4	r 9.6	r 5.8	r 11.1	r 6.2	2.6	r 0.5	r 0.7	r 0.4	r 0.9	r 1.1
Bosnia and Herzegovina	963	95.4	r 25.8	r 28.1	r 29.1	r 31.0	r 33.5	65.4	r 17.8	r 19.5	r 16.6	r 17.9	r 21.4
Bulgaria	918	440.2	r 117.3	r 129.0	r 152.4	r 149.0	r 150.8	169.5	r 49.0	r 54.3	r 59.1	r 58.2	r 54.2
Croatia	960	380.9	r 113.1	r 113.0	r 146.6	r 130.7	r 134.0	214.5	r 46.3	r 55.1	r 45.7	r 54.8	r 42.9
Faroe Islands	816	0.6	r 0.6	r 0.8	r 0.3	r 0.0	r 0.1
Gibraltar	823	2.5	r 0.3	r 0.2	r 0.3	r 0.2	r 0.2	0.0
Hungary	944	4,428.3	r 1,132.9	r 1,230.0	r 1,350.6	r 1,435.9	r 1,304.8	4,644.9	r 1,375.6	r 1,252.4	r 1,261.3	r 1,395.1	r 1,400.4
Kosovo	967	16.5	r 3.4	r 2.9	r 4.0	r 4.9	r 3.5	1.2	r 0.0	r 0.1	r 0.0	r 0.0	r 0.1
Macedonia, FYR	962	58.5	r 12.8	r 15.7	r 17.8	r 20.9	r 20.0	44.9	r 5.7	r 6.1	r 6.7	r 11.9	r 17.9
Montenegro	943	22.8	r 5.8	r 4.6	r 3.7	r 3.6	r 4.6	0.3	r 0.0	r 0.0	r 0.1	r 0.1	r 0.0
Poland	964	5,976.3	r 1,524.0	r 1,534.4	r 1,621.7	r 1,874.4	r 1,774.8	4,905.9	r 1,186.2	r 1,301.8	r 1,399.7	r 1,534.6	r 1,509.0
Romania	968	1,759.8	r 458.0	r 479.1	r 535.1	r 601.0	r 572.1	1,053.7	r 289.7	r 277.0	r 291.9	r 337.1	r 388.5
Serbia, Republic of	942	352.6	r 90.4	r 95.7	r 101.2	r 110.2	r 101.4	364.0	r 107.6	r 117.8	r 110.7	r 93.5	r 112.6
Turkey	186	904.5	r 198.1	r 194.2	r 194.3	r 214.7	r 190.5	371.0	r 87.5	r 98.0	r 92.2	r 100.2	r 115.4
CIS	901	2,208.8	583.4	614.3	642.2	642.7	624.9	3,531.0	1,182.3	980.3	1,109.3	1,217.2	1,453.7
Armenia	911	1.7	r 1.0	r 1.9	r 0.4	r 0.6	r 1.4	0.2	r 0.0	r 0.0	r 0.0	r 0.0	r 0.1
Azerbaijan, Rep. of	912	27.1	r 13.3	r 21.5	r 16.6	r 18.5	r 5.6	6.7	r 0.5	r 0.0	r 0.1	r 0.0	r 0.1
Belarus	913	82.5	r 19.7	r 25.4	r 21.7	r 21.8	r 29.6	90.1	r 11.0	r 13.7	r 13.4	r 15.6	r 16.7
Georgia	915	31.0	r 2.9	r 3.8	r 3.2	r 3.7	r 3.1	2.0	r 0.2	r 0.0	r 0.1	r 0.0	r 0.1
Kazakhstan	916	21.3	r 5.9	r 10.6	r 7.1	r 11.6	r 10.8	8.0	r 3.3	r 1.7	r 1.6	r 2.5	r 2.2
Kyrgyz Republic	917	1.3	r 0.1	r 0.2	r 0.2	r 0.4	r 0.3	0.0	r 0.0
Moldova	921	20.9	r 5.9	r 8.4	r 9.6	r 9.0	r 10.1	12.9	r 2.8	r 4.4	r 6.1	r 7.3	r 7.2
Russian Federation	922	1,630.1	r 433.2	r 424.8	r 451.2	r 454.8	r 459.3	2,922.1	r 1,015.7	r 788.1	r 911.2	r 998.2	r 1,211.7
Tajikistan	923	1.2	r 0.1	r 0.1	r 0.1	r 0.1	0.0
Turkmenistan	925	1.6	r 0.4	r 0.7	r 0.5	r 0.3	r 0.1	0.1
Ukraine	926	384.5	r 98.9	r 114.2	r 130.2	r 120.6	r 102.3	487.7	r 148.6	r 172.3	r 176.8	r 193.5	r 215.6
Uzbekistan	927	5.7	r 1.9	r 2.7	r 1.5	r 1.2	r 2.1	1.0	r 0.2	r 0.1	r 0.1	r 0.0	r 0.1
Europe n.s.	884	0.1	r 0.0	r 0.0	r 0.0	r 0.0	r 0.0	0.0	r 0.0	r 0.0	r 0.0
Mid East, N Africa, Pak	440	1,088.4	222.3	237.9	209.9	238.4	229.6	184.8	47.2	48.6	51.7	59.1	57.3
Afghanistan, I.R. of	512	1.1	r 0.2	r 0.1	r 0.2	r 0.2	r 0.3	0.0	r 0.0	r 0.0	r 0.0	r 0.0
Algeria	612	40.3	r 6.3	r 6.6	r 5.1	r 13.7	r 32.6	0.0	r 0.1	r 0.0
Bahrain, Kingdom of	419	13.7	r 2.6	r 2.6	r 2.8	r 4.2	r 4.4	0.1	r 0.0	r 0.0	r 0.1	r 0.0	r 0.0
Djibouti	611	0.2	r 0.0	r 0.1	r 0.2	r 0.1	r 0.2
Egypt	469	220.4	r 19.3	r 23.6	r 23.5	r 27.8	r 27.2	41.5	r 10.6	r 11.6	r 18.4	r 16.1	r 14.5
Iran, I.R. of	429	23.4	r 5.4	r 4.1	r 4.2	r 6.4	r 3.9	10.8	r 2.7	r 2.5	r 1.7	r 2.0	r 3.8
Iraq	433	15.4	r 1.2	r 2.0	r 0.3	r 0.9	r 0.5	0.0
Jordan	439	33.3	r 6.2	r 6.0	r 9.0	r 5.7	r 15.7	1.5	r 0.8	r 0.3	r 0.3	r 0.4	r 0.5
Kuwait	443	59.1	r 21.2	r 15.6	r 23.7	r 22.4	r 15.0	0.1	r 0.0	r 0.0	r 0.0	r 0.0	r 0.0
Lebanon	446	46.4	r 4.4	r 8.2	r 7.9	r 14.2	r 3.8	0.1	r 1.8	r 0.2	r 0.0	r 0.0	r 0.0
Libya	672	1.0	r 0.1	r 0.1	r 0.4	r 0.5	r 0.1	0.0	r 0.0
Mauritania	682	0.7	r 0.1	r 0.0	r 0.0	r 0.1	r 0.0
Morocco	686	114.5	r 25.4	r 29.7	r 27.4	r 27.1	r 27.7	9.0	r 4.5	r 6.2	r 7.0	r 7.5	r 7.6
Oman	449	26.5	r 7.8	r 12.7	r 10.8	r 8.7	r 8.7	0.0	r 0.0	r 0.0	r 0.0	r 0.1	r 0.0
Pakistan	564	38.9	r 12.6	r 11.7	r 6.2	r 6.3	r 7.5	34.5	r 5.8	r 4.8	r 5.0	r 9.5	r 6.5
Qatar	453	21.7	r 5.3	r 7.1	r 6.1	r 5.2	r 4.0	0.7	r 0.0	r 0.0	r 0.2	r 0.1	r 0.0
Saudi Arabia	456	127.9	r 26.7	r 22.8	r 16.3	r 15.7	r 19.8	2.2	r 1.8	r 1.0	r 0.6	r 1.1	r 0.6
Somalia	726	0.1	r 0.4	r 0.4	r 0.8	r 0.0	0.0	r 0.0
Sudan	732	4.6	r 0.8	r 1.4	r 1.9	r 1.4	r 0.9	3.5	r 0.3	r 0.5	r 0.5	r 1.5	r 0.2
Syrian Arab Republic	463	27.4	r 4.1	r 0.2	r 0.5	r 1.7	r 0.2	0.0
Tunisia	744	65.0	r 15.6	r 17.9	r 15.9	r 21.9	r 19.0	79.8	r 18.3	r 21.5	r 17.1	r 20.4	r 22.8
United Arab Emirates	466	180.4	r 51.7	r 60.1	r 42.2	r 49.6	r 35.0	1.0	r 0.6	r 0.1	r 0.9	r 0.4	r 0.8
West Bank and Gaza	487	23.2	r 4.8	r 4.5	r 4.3	r 4.1	r 2.7
Yemen, Republic of	474	3.4	r 0.3	r 0.4	r 0.2	r 0.8	r 0.2

Slovak Republic (936)

In Millions of U.S. Dollars

		Exports (FOB)						Imports (CIF)					
		2016	2017Q1	2017Q2	2017Q3	2017Q4	2018Q1	2016	2017Q1	2017Q2	2017Q3	2017Q4	2018Q1
Sub-Saharan Africa	603	191.6	44.0	58.3	49.4	60.1	48.5	26.1	13.2	21.9	28.0	19.4	24.6
Angola	614	4.5	r 0.0	r 1.3	r 0.1	r 0.0	r 0.3	0.0
Benin	638	0.8	r 0.3	r 0.5	r 0.7	r 0.8	r 0.7	0.0	r 0.0	r 0.0
Botswana	616	0.3	r 0.1	r 0.4	r 0.0	r 0.3	0.0	r 0.0
Burkina Faso	748	1.7	r 0.1	r 0.2	r 0.9	r 0.7	r 0.1	0.0	r 0.0	r 0.0
Cabo Verde	624	0.1	r 0.0	r 0.0
Cameroon	622	2.5	r 0.5	r 0.6	r 1.0	r 0.4	r 0.4	2.0	r 1.7	r 1.4	r 0.9	r 0.8	r 0.1
Central African Rep.	626	0.1	r 0.0	r 0.1	r 0.0	r 0.0
Chad	628	0.0	r 0.0	r 0.1
Congo, Dem. Rep. of	636	1.4	r 0.7	r 0.6	r 0.5	r 0.6	r 1.7	0.0	r 0.0	r 0.0	r 0.0	r 0.0
Congo, Republic of	634	0.6	r 0.1	r 0.0	r 0.1	r 0.3	r 0.0	2.5	r 5.0	r 2.2
Côte d'Ivoire	662	6.2	r 2.5	r 1.9	r 1.9	r 0.9	r 0.5	2.8	r 2.8	r 2.3	r 2.6	r 2.2	r 2.3
Ethiopia	644	6.9	r 0.5	r 0.8	r 3.1	r 1.2	r 0.3	0.7	r 0.2	r 0.2	r 0.0	r 0.2	r 0.2
Gabon	646	0.7	r 0.3	r 0.1	r 0.2	r 0.1	r 0.1	r 0.1	r 0.0	r 0.0
Gambia, The	648	0.1	r 0.1	r 0.0	r 0.1	r 0.2	r 0.1
Ghana	652	6.5	r 1.6	r 1.4	r 1.7	r 1.0	r 0.8	0.0	r 0.0	r 0.0	r 0.0	r 0.0
Guinea	656	0.0	r 0.0	r 0.0	r 0.0	r 0.0	0.0	r 0.2	r 0.0
Kenya	664	4.2	r 2.2	r 1.7	r 1.4	r 0.4	r 1.6	0.1	r 0.0	r 0.0	r 0.0	r 0.0	r 0.0
Liberia	668	0.8	r 1.8	r 2.8	r 2.5	r 1.0	r 0.6	0.0
Madagascar	674	1.9	r 0.6	r 0.5	r 0.5	r 0.9	r 0.7	0.1	r 0.0	r 0.1	r 0.0	r 0.1	r 0.0
Malawi	676	0.2	r 0.1	r 0.1	r 0.1	r 0.1	r 0.4	0.0
Mali	678	6.0	r 1.4	r 0.1	r 0.2	r 2.9	r 3.8	0.0	r 0.0	r 0.0
Mauritius	684	5.6	r 2.3	r 1.9	r 1.4	r 1.3	r 1.8	0.3	r 0.0	r 0.0	r 0.0	r 0.1	r 0.2
Mozambique	688	1.0	r 0.5	r 0.7	r 0.5	r 0.4	r 1.0	13.9	r 6.4	r 15.6	r 16.7	r 14.4	r 18.0
Namibia	728	1.2	r 0.1	r 0.4	r 0.1	r 0.2	r 0.1	0.0	r 0.0	r 0.0	r 0.0	r 0.0
Niger	692	0.1	r 0.0	r 0.0	r 0.0	r 0.0	0.0	r 0.0
Nigeria	694	15.1	r 1.9	r 1.6	r 1.0	r 6.7	r 0.9	1.0	r 1.2	r 1.6	r 0.9	r 1.1	r 1.2
Rwanda	714	0.0	r 0.1	r 0.0	r 0.0	r 0.1	r 0.1	0.0	r 0.0	r 0.0	r 0.0
Senegal	722	4.5	r 1.3	r 1.6	r 1.3	r 2.0	r 2.0	0.0	r 0.0	r 0.0	r 0.0	r 0.0
Seychelles	718	0.8	r 0.1	r 0.2	r 0.1	r 0.0	r 0.1	0.0	r 0.0	r 0.0	r 0.0	r 0.0
Sierra Leone	724	0.1	r 0.0	r 0.0	r 0.0	0.0
South Africa	199	113.0	r 23.5	r 36.7	r 27.3	r 35.2	r 26.7	2.6	r 0.7	r 0.6	r 1.4	r 0.7	r 0.4
Swaziland	734	0.2	r 0.1	r 0.1	0.0
Tanzania	738	0.5	r 0.5	r 0.7	r 0.6	r 1.2	r 1.9	0.0	r 0.0	r 0.0	r 0.0	r 0.0	r 0.0
Togo	742	2.0	r 0.4	r 0.4	r 0.3	r 0.4	r 0.4
Uganda	746	1.2	r 0.1	r 0.5	r 1.2	r 0.2	r 0.2	0.0	r 0.0	r 0.0	r 0.2	r 0.0	r 0.0
Zambia	754	0.5	r 0.2	r 0.5	r 0.1	r 0.8	r 0.9	r 0.0
Zimbabwe	698	0.1	r 0.0	r 0.1	r 0.0	r 0.0	0.0	r 0.0	r 0.0
Western Hemisphere	205	286.8	66.6	77.2	79.3	74.4	131.2	123.7	38.8	35.2	35.7	28.9	37.1
Anguilla	312	0.1	r 0.0
Argentina	213	17.9	r 3.7	r 5.1	r 4.3	r 3.9	r 3.4	32.2	r 9.4	r 13.1	r 9.5	r 11.1	r 10.8
Bahamas, The	313	0.2	r 0.0	r 0.0	r 0.0	r 0.0
Barbados	316	0.0	r 0.0	r 0.0	r 0.0	0.3	r 0.1	r 0.1	r 0.2	r 0.3	r 0.1
Bolivia	218	1.8	r 0.3	r 0.1	r 0.3	r 0.1	r 0.2	0.0	r 0.0	r 0.1	r 0.0
Brazil	223	47.4	r 12.0	r 13.7	r 16.9	r 17.1	r 17.0	32.8	r 6.3	r 7.4	r 7.2	r 5.8	r 11.8
Chile	228	20.7	r 3.6	r 4.4	r 5.7	r 5.6	r 4.4	0.9	r 0.1	r 0.1	r 0.3	r 0.1	r 0.2
Colombia	233	14.4	r 2.5	r 2.2	r 3.2	r 3.3	r 7.8	0.0	r 3.6	r 0.2	r 0.2	r 0.0	r 0.0
Costa Rica	238	3.1	r 0.2	r 0.9	r 0.2	r 0.5	r 0.4	0.4	r 0.1	r 0.2	r 0.2	r 0.2	r 0.1
Curacao	354	0.4	r 0.0	r 0.0	r 0.1	r 0.2	r 0.1
Dominican Republic	243	3.0	r 0.2	r 0.4	r 0.4	r 0.1	r 0.7	0.2	r 0.1	r 0.1	r 0.1	r 0.0	r 0.1
Ecuador	248	2.1	r 1.1	r 1.3	r 1.0	r 2.2	r 1.2	1.9	r 1.4	r 0.6	r 0.4	r 0.6	r 0.2
El Salvador	253	0.5	r 0.4	r 0.1	r 0.0	r 0.2	r 0.0	0.2	r 0.0	r 0.0	r 0.1	r 0.0	r 0.0
Greenland	326	0.5	r 0.0	r 0.0
Guatemala	258	4.7	r 1.7	r 0.6	r 1.2	r 0.7	r 2.7	0.0	r 0.0	r 0.0	r 0.0	r 0.0	r 0.0
Guyana	336	0.2	r 0.1	r 0.1	r 0.0	r 0.0	r 0.0	0.0
Haiti	263	0.2	r 0.0	r 0.1	0.0	r 0.0	r 0.0	r 0.0	r 0.0	r 0.0
Honduras	268	0.3	r 0.3	r 0.1	r 0.1	r 0.3	r 0.1	1.6	r 0.5	r 0.4	r 0.5	r 0.4	r 0.4
Jamaica	343	0.3	r 0.2	r 0.8	r 0.2	r 0.6	r 0.5	0.0	r 0.0	r 0.0
Mexico	273	144.8	r 35.8	r 39.9	r 39.6	r 31.7	r 85.7	36.8	r 11.2	r 9.1	r 11.9	r 8.0	r 11.6
Nicaragua	278	2.2	r 0.1	r 1.9	r 0.4	r 1.1	r 0.6	0.1	r 0.0	r 0.0	r 0.0	r 0.0	r 0.0

Slovak Republic (936)

In Millions of U.S. Dollars

		Exports (FOB)						Imports (CIF)					
		2016	2017Q1	2017Q2	2017Q3	2017Q4	2018Q1	2016	2017Q1	2017Q2	2017Q3	2017Q4	2018Q1
Panama	283	4.0	r 0.9	r 1.1	r 1.1	r 0.8	r 0.4	0.0	r 0.0	r 0.0	r 0.0	r 0.0
Paraguay	288	3.9	r 0.8	r 1.0	r 1.8	r 1.3	r 1.4	0.0	r 0.0	r 0.1	r 0.0
Peru	293	7.6	r 2.2	r 2.6	r 1.8	r 2.7	r 1.9	14.7	r 5.3	r 3.1	r 3.8	r 1.3	r 0.2
Sint Maarten	352	0.2	r 0.1	0.0
St. Kitts and Nevis	361	r 0.0	0.1	r 0.0	r 0.1	r 0.0	r 0.1
St. Lucia	362	0.0	r 0.0	r 0.1	r 0.1	0.0	r 0.0	r 0.0	r 0.0	r 0.0
Suriname	366	0.1	r 0.0	r 0.0	r 0.0
Trinidad and Tobago	369	2.2	r 0.1	r 0.6	r 0.5	r 0.4	r 0.2	0.0
Uruguay	298	1.2	r 0.2	r 0.1	r 0.3	r 0.2	r 0.2	1.1	r 0.6	r 0.7	r 0.9	r 0.9	r 1.5
Venezuela, Rep. Bol.	299	2.3	r 0.0	r 0.0	r 0.1	r 1.2	r 2.4	0.0	r 0.0	r 0.0	r 0.3	r 0.0	r 0.0
Western Hem. n.s.	399	0.3	r 0.1	r 0.1	r 0.1	r 0.1	r 0.0	0.1	r 0.0	r 0.0	r 0.0	r 0.0
Other Countries n.i.e	910	8.5	1.2	7.4	9.4	8.9	4.9	0.8	3.0	0.2	2.5	0.3	0.3
Cuba	928	8.5	r 1.2	r 7.4	r 9.4	r 8.9	r 4.9	0.8	r 3.0	r 0.2	r 2.5	r 0.3	r 0.2
Korea, Dem. People's Rep.	954	0.0	r 0.0	r 0.0	r 0.1
Countries & Areas n.s.	898	11.4	r 1.8	r 3.7	r 1.3	r 0.4	r 1.9	11.3	r 1.8	r 3.3	r 2.0	r 2.2	r 1.0
Memorandum Items													
Africa	605	416.9	92.6	114.4	100.8	124.3	129.0	118.5	36.4	50.2	52.6	48.9	55.1
Middle East	405	823.2	160.9	169.9	152.2	167.7	141.3	57.9	18.3	15.7	22.1	20.2	20.2
European Union	998	66,271.6	16,846.0	17,266.5	17,843.3	20,476.8	20,512.4	60,509.1	15,261.7	15,999.9	16,677.8	18,570.1	18,482.1
Export earnings: fuel	080	2,236.8	587.6	599.0	593.9	627.5	613.1	2,957.1	1,030.9	795.8	923.2	1,006.2	1,222.8
Export earnings: nonfuel	092	75,330.6	19,073.2	19,729.9	20,290.8	23,019.0	22,950.1	72,530.9	18,277.8	19,069.2	20,064.6	22,154.0	22,019.8

Slovenia (961)

In Millions of U.S. Dollars

		Exports (FOB)						Imports (CIF)					
		2016	2017Q1	2017Q2	2017Q3	2017Q4	2018Q1	2016	2017Q1	2017Q2	2017Q3	2017Q4	2018Q1
IFS World		27,638.7	7,276.3	7,804.0	8,197.9	8,672.8	9,282.4	26,681.5	7,135.5	7,577.3	7,895.6	8,596.8	9,066.6
World	001	32,916.8	8,744.7	9,436.4	9,794.8	10,467.0	11,343.5	30,537.4	8,245.3	8,829.2	9,081.4	9,921.8	10,666.8
Advanced Economies	110	20,742.2	5,576.9	6,001.7	6,227.8	6,581.9	7,290.5	19,929.3	5,373.1	5,673.5	5,954.0	6,473.0	6,803.7
Euro Area	163	16,730.9	4,504.5	4,853.9	5,011.9	5,286.5	5,851.6	16,276.5	4,429.3	4,676.7	4,720.8	5,190.4	5,424.1
Austria	122	2,465.6	r 645.4	r 720.0	r 734.0	r 726.1	r 837.2	3,035.8	r 781.6	r 788.2	r 833.3	r 941.1	r 928.6
Belgium	124	371.7	r 102.7	r 104.0	r 105.7	r 124.1	r 116.9	562.9	r 156.7	r 189.2	r 169.7	r 182.7	r 201.6
Cyprus	423	26.1	r 10.2	r 10.2	r 9.4	r 8.2	r 5.5	26.4	r 1.5	r 1.6	r 1.1	r 1.8	r 4.5
Estonia	939	39.6	r 10.6	r 14.8	r 14.7	r 17.4	r 22.1	9.2	r 2.6	r 2.8	r 2.3	r 2.6	r 2.9
Finland	172	57.7	r 18.2	r 23.7	r 26.4	r 29.3	r 28.8	79.5	r 17.5	r 19.7	r 20.4	r 18.7	r 20.7
France	132	1,340.9	r 382.6	r 397.4	r 530.8	r 541.1	r 587.9	1,044.1	r 278.9	r 318.2	r 349.6	r 390.5	r 421.2
Germany	134	6,361.4	r 1,692.9	r 1,845.2	r 1,808.0	r 1,893.4	r 2,152.7	5,133.7	r 1,357.1	r 1,457.1	r 1,508.3	r 1,617.0	r 1,691.9
Greece	174	121.9	r 22.5	r 27.7	r 26.3	r 24.9	r 31.3	111.1	r 34.9	r 72.8	r 29.0	r 57.8	r 58.0
Ireland	178	52.9	r 13.6	r 12.6	r 11.5	r 12.7	r 12.0	114.1	r 25.9	r 49.3	r 29.5	r 40.3	r 35.0
Italy	136	3,426.2	r 971.7	r 1,013.5	r 999.0	r 1,131.4	r 1,251.9	4,114.2	r 1,214.5	r 1,212.7	r 1,177.1	r 1,291.2	r 1,329.9
Latvia	941	53.0	r 13.2	r 12.4	r 16.8	r 15.2	r 10.8	10.7	r 2.8	r 3.4	r 3.6	r 3.5	r 3.5
Lithuania	946	69.3	r 18.6	r 18.8	r 42.8	r 22.3	r 21.5	42.3	r 9.5	r 7.8	r 9.2	r 11.1	r 13.4
Luxembourg	137	22.3	r 4.0	r 4.3	r 5.2	r 6.4	r 10.8	53.0	r 14.1	r 14.3	r 16.0	r 13.9	r 19.6
Malta	181	10.4	r 4.9	r 4.1	r 6.9	r 5.8	r 3.7	7.1	r 1.4	r 2.4	r 3.2	r 2.0	r 1.4
Netherlands	138	534.9	r 152.7	r 161.8	r 149.4	r 165.7	r 182.6	1,021.9	r 244.7	r 243.6	r 257.0	r 288.6	r 333.5
Portugal	182	79.8	r 24.3	r 30.9	r 29.9	r 35.9	r 38.6	55.7	r 17.1	r 21.5	r 30.2	r 29.2	r 31.8
Slovak Republic	936	1,133.8	r 263.7	r 284.3	r 320.7	r 322.8	r 317.8	455.0	r 126.8	r 144.1	r 134.5	r 145.7	r 169.5
Spain	184	563.4	r 152.7	r 168.2	r 174.2	r 203.9	r 219.5	399.8	r 142.0	r 127.9	r 147.0	r 152.7	r 157.0
Australia	193	94.8	r 22.9	r 30.7	r 32.1	r 32.4	r 36.9	3.5	r 1.3	r 1.8	r 1.0	r 2.3	r 0.8
Canada	156	81.0	r 24.9	r 22.6	r 20.7	r 23.0	r 21.6	119.8	r 10.7	r 9.8	r 42.6	r 43.1	r 17.4
China,P.R.: Hong Kong	532	58.6	r 12.5	r 11.3	r 14.5	r 18.0	r 18.0	8.5	r 1.5	r 1.6	r 2.5	r 2.2	r 2.8
China,P.R.: Macao	546	4.4	r 0.3	r 1.3	r 0.6	r 0.3	r 0.2	0.1	r 0.3	r 0.4	r 0.6	r 0.2	r 0.2
Czech Republic	935	961.2	r 270.4	r 302.3	r 303.4	r 339.2	r 387.2	698.9	r 204.3	r 182.4	r 198.3	r 240.2	r 244.4
Denmark	128	311.6	r 84.7	r 89.9	r 85.8	r 85.1	r 100.9	93.0	r 25.8	r 28.5	r 26.4	r 30.9	r 30.9
Iceland	176	3.6	r 0.7	r 1.2	r 1.5	r 0.7	r 0.3	0.4	r 0.2	r 0.0	r 0.1	r 0.1	r 0.1
Israel	436	96.3	r 28.6	r 29.4	r 29.8	r 27.8	r 27.6	213.0	r 86.7	r 49.2	r 46.2	r 55.6	r 107.4
Japan	158	135.6	r 37.1	r 36.2	r 40.8	r 42.7	r 41.2	87.9	r 23.4	r 26.8	r 22.1	r 28.4	r 26.0
Korea, Republic of	542	88.9	r 27.2	r 37.8	r 43.2	r 50.7	r 51.9	970.8	r 216.0	r 313.9	r 355.3	r 366.1	r 359.8
New Zealand	196	7.5	r 1.8	r 2.7	r 5.0	r 2.8	r 3.1	0.9	r 0.4	r 0.4	r 0.1	r 0.2	r 0.9
Norway	142	77.3	r 17.1	r 18.0	r 19.5	r 23.1	r 21.5	4.7	r 2.1	r 1.4	r 1.6	r 4.9	r 5.6
San Marino	135	8.9	r 2.5	r 3.0	r 2.3	r 2.7	r 3.5	3.2	r 0.9	r 0.7	r 0.8	r 0.7	r 0.7
Singapore	576	26.1	r 6.0	r 7.8	r 9.2	r 10.0	r 13.0	7.8	r 2.3	r 3.9	r 2.2	r 1.4	r 1.8
Sweden	144	316.4	r 93.4	r 96.9	r 87.7	r 96.4	r 117.4	173.1	r 51.2	r 63.6	r 55.3	r 67.2	r 62.0
Switzerland	146	492.7	r 133.9	r 139.1	r 178.3	r 188.8	r 231.5	356.4	r 106.6	r 101.4	r 175.5	r 166.2	r 197.8
Taiwan Prov.of China	528	31.1	r 5.8	r 9.6	r 7.8	r 7.6	r 8.9	96.2	r 25.3	r 24.1	r 24.5	r 24.1	r 30.2
United Kingdom	112	630.8	r 167.8	r 148.2	r 164.0	r 167.1	r 190.8	406.3	r 98.5	r 101.6	r 112.5	r 120.3	r 137.2
United States	111	584.5	r 134.7	r 160.1	r 169.4	r 176.7	r 163.2	408.4	r 86.0	r 85.3	r 165.7	r 128.5	r 153.6
Emerg. & Dev. Economies	200	12,168.8	3,166.8	3,433.5	3,565.7	3,883.5	4,051.3	10,508.6	2,818.0	3,075.8	3,095.1	3,391.1	3,790.6
Emerg. & Dev. Asia	505	818.4	223.3	251.1	242.2	266.8	281.3	1,996.3	513.6	527.7	589.2	526.7	709.6
Bangladesh	513	23.1	r 4.1	r 7.6	r 5.0	r 3.4	r 4.0	37.4	r 11.5	r 4.8	r 9.4	r 4.2	r 10.2
Bhutan	514	0.0	r 0.0	r 0.2	r 0.3	r 0.0
Brunei Darussalam	516	0.0	r 0.0	r 0.1	r 0.0	r 0.1	0.0
Cambodia	522	2.1	r 0.8	r 0.7	r 1.3	r 0.7	r 0.4	7.2	r 1.3	r 1.1	r 1.0	r 0.7	r 1.1
China,P.R.: Mainland	924	510.1	r 137.7	r 162.0	r 163.0	r 172.9	r 181.6	1,461.5	r 377.7	r 389.1	r 450.5	r 406.1	r 542.6
F.T. French Polynesia	887	0.3	r 0.1	r 0.3	r 0.1	r 0.4	r 0.3	r 0.0	r 0.0
F.T. New Caledonia	839	0.4	r 0.2	r 0.1	r 0.0	r 0.2	r 0.2
India	534	103.8	r 26.1	r 23.1	r 24.6	r 30.7	r 32.1	282.3	r 57.1	r 63.6	r 65.7	r 53.1	r 68.1
Indonesia	536	11.0	r 2.9	r 6.8	r 3.1	r 4.7	r 3.9	68.7	r 27.9	r 19.9	r 10.9	r 22.3	r 30.7
Lao People's Dem.Rep	544	0.5	r 0.0	r 0.0	r 0.1	r 1.3	0.0	r 0.0
Malaysia	548	25.3	r 10.7	r 11.1	r 7.6	r 12.3	r 13.3	27.3	r 2.7	r 4.5	r 3.9	r 4.0	r 5.4
Maldives	556	0.8	r 0.1	r 0.4	r 0.2	r 0.2	r 0.2	0.0	r 0.0	r 0.0
Marshall Islands	867	0.1	r 0.1
Mongolia	948	11.2	r 3.5	r 2.2	r 3.5	r 3.7	r 2.6	0.1	r 0.0
Myanmar	518	0.5	r 0.2	r 1.2	r 0.7	r 0.5	r 0.4	1.9	r 1.1	r 1.1	r 1.2	r 1.0	r 1.3
Nepal	558	0.2	r 0.6	r 0.1	r 0.2	r 0.1	0.3	r 0.1	r 0.1	r 0.0	r 0.0	r 0.1
Papua New Guinea	853	0.0	r 0.0	0.1	r 0.1	r 0.1

Slovenia (961)

In Millions of U.S. Dollars

		Exports (FOB)						Imports (CIF)					
		2016	2017Q1	2017Q2	2017Q3	2017Q4	2018Q1	2016	2017Q1	2017Q2	2017Q3	2017Q4	2018Q1
Philippines	566	17.1	r 9.5	r 4.9	r 5.8	r 4.9	r 7.0	25.8	r 6.4	r 6.4	r 5.4	r 5.0	r 5.3
Sri Lanka	524	5.1	r 1.6	r 0.9	r 1.7	r 0.6	r 1.9	4.8	r 0.9	r 1.1	r 0.6	r 1.6	r 0.9
Thailand	578	41.0	r 11.3	r 10.7	r 10.7	r 11.3	r 13.9	36.2	r 8.8	r 12.8	r 11.0	r 13.4	r 10.5
Vietnam	582	65.8	r 14.5	r 18.6	r 14.9	r 20.0	r 17.8	42.8	r 18.0	r 22.8	r 29.5	r 15.2	r 33.2
Asia n.s.	598	0.1	r 0.0	r 0.0	r 0.0	r 0.0	0.0
Europe	170	10,210.5	2,640.9	2,889.2	3,032.1	3,251.3	3,400.1	7,462.2	2,071.6	2,242.8	2,213.5	2,525.3	2,667.5
Emerg. & Dev. Europe	903	8,945.3	2,327.8	2,539.8	2,658.0	2,856.8	3,049.9	7,100.6	1,947.0	2,143.5	2,116.1	2,364.6	2,503.6
Albania	914	64.2	r 15.1	r 19.0	r 21.2	r 19.4	r 17.4	4.5	r 1.1	r 4.8	r 1.9	r 3.4	r 2.4
Bosnia and Herzegovina	963	1,001.6	r 260.2	r 285.2	r 323.4	r 321.3	r 301.5	863.9	r 225.4	r 244.2	r 269.5	r 277.5	r 278.0
Bulgaria	918	235.6	r 71.5	r 75.2	r 78.5	r 75.0	r 85.8	116.6	r 32.5	r 47.5	r 31.0	r 36.0	r 46.4
Croatia	960	2,415.6	r 636.5	r 674.5	r 685.5	r 731.5	r 743.3	1,667.5	r 383.0	r 390.3	r 443.0	r 490.1	r 452.2
Faroe Islands	816	0.7	r 0.2	r 0.1	r 0.1	r 0.1	r 0.2
Gibraltar	823	0.1	r 0.1	r 0.1	r 0.1	r 0.0	0.1
Hungary	944	1,452.9	r 360.4	r 390.4	r 437.3	r 434.6	r 480.5	1,119.9	r 273.2	r 303.3	r 293.3	r 341.0	r 345.0
Kosovo	967	149.1	r 31.8	r 39.7	r 40.9	r 46.3	r 37.3	3.1	r 0.6	r 0.7	r 1.0	r 0.5	r 0.6
Macedonia, FYR	962	243.8	r 58.9	r 59.9	r 68.4	r 77.3	r 71.3	112.2	r 29.0	r 27.1	r 35.4	r 37.5	r 33.6
Montenegro	943	133.0	r 27.6	r 37.3	r 37.8	r 34.3	r 33.5	13.3	r 2.8	r 4.0	r 4.1	r 4.1	r 3.7
Poland	964	1,244.0	r 365.3	r 405.2	r 387.4	r 471.0	r 571.8	770.5	r 202.3	r 220.1	r 238.7	r 259.4	r 266.0
Romania	968	505.4	r 118.1	r 138.0	r 148.3	r 178.1	r 204.6	332.8	r 94.1	r 96.3	r 106.4	r 118.4	r 145.2
Serbia, Republic of	942	1,189.3	r 306.4	r 324.8	r 325.8	r 370.6	r 363.8	767.3	r 221.4	r 234.9	r 236.6	r 227.8	r 280.7
Turkey	186	309.9	r 75.6	r 90.6	r 103.6	r 97.3	r 139.0	1,328.9	r 481.6	r 570.2	r 455.3	r 569.1	r 649.5
CIS	901	1,265.1	313.1	349.3	374.0	394.5	350.1	361.5	124.6	99.3	97.4	160.7	164.0
Armenia	911	8.8	r 2.6	r 3.5	r 3.8	r 3.8	r 3.2	0.1	r 0.0	r 0.0	r 0.0	r 0.0
Azerbaijan, Rep. of	912	22.2	r 6.1	r 6.5	r 5.5	r 9.4	r 7.5	6.1	r 0.3	r 1.0	r 8.0	r 2.7	r 0.0
Belarus	913	44.1	r 11.0	r 12.7	r 15.0	r 17.0	r 18.4	12.3	r 3.7	r 4.2	r 5.3	r 5.2	r 5.7
Georgia	915	26.5	r 4.6	r 6.9	r 7.4	r 8.8	r 8.4	1.7	r 0.8	r 0.6	r 0.7	r 0.2	r 0.8
Kazakhstan	916	75.0	r 18.6	r 23.2	r 25.5	r 19.0	r 16.6	28.6	r 9.0	r 9.4	r 9.1	r 6.1	r 5.2
Kyrgyz Republic	917	10.4	r 2.5	r 2.5	r 2.6	r 3.2	r 2.8	0.2	r 0.1	r 0.1	r 0.1
Moldova	921	22.1	r 5.1	r 5.5	r 4.4	r 6.0	r 5.3	3.6	r 0.9	r 0.9	r 0.9	r 1.4	r 0.8
Russian Federation	922	871.8	r 223.0	r 238.8	r 251.5	r 264.4	r 238.2	280.2	r 99.1	r 69.0	r 61.6	r 131.6	r 136.5
Tajikistan	923	4.3	r 0.6	r 1.0	r 1.4	r 1.4	r 1.3	2.5	r 0.0	r 0.0
Turkmenistan	925	22.2	r 2.8	r 4.2	r 2.5	r 2.5	r 1.6	0.0
Ukraine	926	134.6	r 29.9	r 38.0	r 46.1	r 51.0	r 38.2	26.1	r 10.3	r 13.8	r 11.6	r 13.4	r 14.5
Uzbekistan	927	23.1	r 6.1	r 6.7	r 8.3	r 8.0	r 8.6	0.3	r 0.4	r 0.4	r 0.1	r 0.1	r 0.3
Europe n.s.	884	0.0	r 0.0	r 0.0	r 0.0	r 0.1	r 0.0	0.0	r 0.0	r 0.0	r 0.0
Mid East, N Africa, Pak	440	814.1	203.4	193.1	199.9	255.1	266.1	510.6	108.5	165.0	151.1	188.6	231.4
Afghanistan, I.R. of	512	0.2	r 0.2	r 0.2	r 0.0	r 0.1	r 0.2	0.0	r 0.0
Algeria	612	175.0	r 35.2	r 16.1	r 22.1	r 46.0	r 49.0	1.2	r 1.9	r 1.3	r 2.3	r 0.4
Bahrain, Kingdom of	419	5.9	r 1.3	r 4.8	r 6.1	r 3.9	r 1.9	0.2	r 0.1	r 0.1	r 0.1	r 0.0	r 0.1
Djibouti	611	4.7	r 0.6	r 0.3	r 0.2	r 0.3	r 0.5
Egypt	469	96.3	r 30.0	r 30.3	r 32.8	r 23.7	r 30.4	61.4	r 14.1	r 32.9	r 24.1	r 12.7	r 23.6
Iran, I.R. of	429	58.9	r 16.3	r 16.4	r 17.0	r 24.5	r 19.7	2.1	r 0.2	r 0.7	r 2.5	r 3.0	r 3.6
Iraq	433	19.9	r 2.5	r 5.5	r 6.0	r 4.4	r 6.7	0.0	r 0.0	r 0.0
Jordan	439	26.7	r 8.9	r 8.0	r 5.6	r 8.9	r 9.4	1.4	r 0.2	r 0.2	r 0.1	r 0.3	r 0.6
Kuwait	443	16.3	r 4.9	r 7.5	r 5.8	r 13.2	r 9.6	2.2	r 0.5	r 0.9	r 0.8	r 0.6	r 0.5
Lebanon	446	46.6	r 11.5	r 15.2	r 14.0	r 21.7	r 26.5	2.5	r 0.0	r 0.1	r 0.3	r 0.5	r 1.3
Libya	672	17.5	r 1.7	r 2.1	r 2.7	r 1.0	r 5.8	10.5	r 2.8	r 9.0	r 12.0	r 1.6
Mauritania	682	0.0	r 0.2	r 0.0	r 0.0	r 0.1	r 0.1
Morocco	686	31.1	r 9.2	r 10.5	r 7.5	r 14.3	r 14.6	279.5	r 69.9	r 97.6	r 60.3	r 118.3	r 152.5
Oman	449	13.8	r 2.4	r 2.9	r 9.4	r 3.5	r 3.4	5.7	r 0.0	r 0.0	r 0.1	r 0.3	r 6.7
Pakistan	564	14.3	r 2.0	r 3.1	r 3.5	r 2.9	r 2.7	26.8	r 7.0	r 5.4	r 7.4	r 6.7	r 8.6
Qatar	453	15.3	r 4.1	r 4.7	r 6.2	r 5.2	r 4.7	14.5	r 1.3	r 5.8	r 0.3	r 0.9	r 1.3
Saudi Arabia	456	97.4	r 25.2	r 24.9	r 17.7	r 25.8	r 26.9	83.4	r 5.4	r 7.7	r 41.5	r 28.2	r 29.5
Somalia	726	0.7	r 0.3	r 0.4	r 0.3	r 0.2	r 0.3
Sudan	732	10.0	r 2.6	r 2.0	r 5.4	r 6.0	r 2.5	0.0	r 0.0	r 0.0
Syrian Arab Republic	463	3.6	r 2.1	r 0.7	r 1.6	r 4.7	r 4.2	0.1	r 0.0	r 0.0	r 0.0
Tunisia	744	34.2	r 10.3	r 8.8	r 9.1	r 11.2	r 10.6	9.3	r 3.1	r 2.1	r 1.2	r 12.2	r 0.8
United Arab Emirates	466	112.3	r 29.5	r 26.5	r 23.6	r 29.6	r 31.2	9.9	r 1.9	r 1.2	r 0.7	r 1.2	r 1.4
West Bank and Gaza	487	0.5	r 0.2	r 0.2	r 0.3	r 0.2	r 0.6	r 0.0	r 0.0	r 0.0	r 0.0
Yemen, Republic of	474	12.8	r 2.1	r 1.7	r 2.8	r 3.6	r 4.6	r 0.4

Slovenia (961)

In Millions of U.S. Dollars

		Exports (FOB)						Imports (CIF)					
		2016	2017Q1	2017Q2	2017Q3	2017Q4	2018Q1	2016	2017Q1	2017Q2	2017Q3	2017Q4	2018Q1
Sub-Saharan Africa	603	98.3	29.8	21.4	23.2	36.2	27.9	91.9	29.8	27.2	38.6	31.2	33.2
Angola	614	0.8	r 0.0	r 0.7	r 0.1	r 0.1	r 0.1	0.0	r 0.0	r 0.1	r 0.0	r 0.0
Benin	638	0.1	r 0.0	r 0.0	r 0.1	r 0.0
Botswana	616	0.1	r 0.0	r 0.0	r 0.0	r 0.0
Burkina Faso	748	0.2	r 0.0	r 0.1	r 0.1	r 0.0	r 0.1	0.2	r 0.0	r 0.0	r 0.0
Burundi	618	0.0	r 0.4	r 0.1	r 0.1	r 0.1	0.3	r 0.1	r 0.1	r 0.0	r 0.0
Cabo Verde	624	0.1	r 0.0	r 0.0	r 0.1	r 0.0	r 0.0	r 0.0
Cameroon	622	0.7	r 0.2	r 0.2	r 0.4	r 0.1	r 0.2	0.4	r 0.1	r 0.0	r 0.1	r 0.3	r 0.4
Central African Rep.	626	0.0	r 0.0	r 0.0	0.1	r 0.1
Chad	628	1.0	r 0.0
Congo, Dem. Rep. of	636	0.1	r 0.1	r 0.1	r 0.0	r 0.1	r 0.0	0.0	r 0.2	r 0.0
Congo, Republic of	634	0.9	r 0.0	r 0.4	r 0.1	r 0.1	0.2	r 0.0	r 0.0	r 0.0
Côte d'Ivoire	662	0.6	r 0.1	r 0.4	r 0.2	r 0.3	r 0.9	10.8	r 3.0	r 1.3	r 3.3	r 1.6	r 1.8
Equatorial Guinea	642	0.3	r 0.0	r 0.0	r 0.1
Eritrea	643	r 0.1	0.0
Ethiopia	644	9.0	r 2.4	r 4.5	r 4.6	r 5.9	r 1.8	0.5	r 0.2	r 0.2	r 0.2	r 0.2	r 0.3
Gabon	646	0.4	r 0.0	r 0.1	r 0.0	r 0.0
Gambia, The	648	0.6	r 0.1	r 0.0	r 0.0	r 0.0	r 0.0
Ghana	652	6.6	r 3.5	r 1.9	r 1.6	r 4.0	r 3.0	0.0	r 0.0	r 0.0	r 0.0
Guinea-Bissau	654	0.4	r 0.1	r 0.1	r 0.1	r 0.1	r 0.1	0.0	r 0.0	r 0.0
Kenya	664	3.5	r 3.0	r 0.6	r 0.7	r 5.8	r 0.4	0.1	r 0.0	r 0.0	r 0.1	r 0.0	r 0.1
Liberia	668	0.4	r 0.0	r 0.0	r 0.8	r 0.4	r 0.0	0.1	r 0.0
Madagascar	674	0.5	r 0.1	r 0.2	r 0.1	r 0.1	r 0.0	3.5	r 0.3	r 0.0	r 0.0	r 1.0	r 0.4
Malawi	676	0.1	r 0.6	r 0.0	r 0.0
Mali	678	0.6	r 0.1	r 0.1	r 0.4	r 0.2	r 0.2	0.0	r 0.1
Mauritius	684	1.7	r 0.3	r 0.4	r 0.2	r 0.3	r 0.5	0.1	r 0.1	r 0.0	r 0.2	r 0.0	r 0.0
Mozambique	688	0.0	r 0.0	r 0.0	r 0.0	r 0.0	r 0.0	52.6	r 20.3	r 16.5	r 21.8	r 18.7	r 21.9
Niger	692	0.3	r 0.0	r 0.1	r 0.0	r 0.1	0.0
Nigeria	694	7.8	r 2.6	r 2.6	r 1.6	r 2.6	r 1.2	0.1	r 0.0	r 0.0	r 0.0	r 0.1	r 0.1
Rwanda	714	0.4	r 0.8	r 0.5	r 1.3	r 1.4	r 2.6	0.1	r 0.0	r 0.0
São Tomé & Príncipe	716	r 0.2
Senegal	722	1.7	r 0.5	r 0.3	r 0.4	r 0.3	r 0.5	0.0	r 0.0	r 0.0
Seychelles	718	1.6	r 0.7	r 0.0	r 0.2	r 2.7	r 0.3	0.0	r 0.0	r 0.0
Sierra Leone	724	0.1	r 0.1	r 0.0	r 0.0	r 0.2	0.0	r 0.0
South Africa	199	43.3	r 12.3	r 7.3	r 9.4	r 8.3	r 12.6	21.0	r 5.1	r 8.4	r 11.4	r 8.2	r 7.3
Tanzania	738	0.7	r 0.1	r 0.0	r 0.0	r 0.1	r 0.1	0.0	r 0.0	r 0.0	r 0.3	r 0.3	r 0.0
Togo	742	0.1	r 0.0	r 0.3
Uganda	746	2.1	r 1.1	r 0.0	r 0.1	r 2.1	r 1.4	0.2	r 0.1	r 0.1	r 0.2	r 0.2	r 0.2
Zambia	754	11.4	r 0.3	r 0.5	r 0.0	r 0.7	r 0.8	0.0	r 0.0	r 0.0
Zimbabwe	698	0.1	r 0.0	r 0.2	r 0.0	r 0.0	r 0.2	1.4	r 0.4	r 0.4	r 0.5	r 0.4	r 0.4
Western Hemisphere	205	227.5	69.4	78.7	68.3	74.2	75.9	447.6	94.5	113.1	102.7	119.2	148.9
Argentina	213	28.6	r 7.5	r 7.6	r 8.9	r 11.0	r 10.2	44.1	r 4.3	r 1.1	r 2.5	r 0.4	r 0.6
Aruba	314	0.1	r 0.0	r 0.0	r 0.0	r 0.0	0.1	r 0.0	r 0.0	r 0.0	r 0.0	r 0.0
Bahamas, The	313	1.2	r 0.2	r 0.0	r 0.0	0.0
Barbados	316	0.1	r 0.1	r 0.0	r 0.0	r 0.1	r 0.1	r 0.0
Bermuda	319	0.1	r 0.1	r 0.0	r 0.2	r 0.0	r 0.0	r 0.0
Bolivia	218	0.2	r 0.0	r 0.0	r 0.0	r 0.1	r 0.0	0.0	r 0.0	r 0.1
Brazil	223	43.4	r 11.0	r 14.7	r 14.3	r 17.8	r 19.2	327.8	r 62.2	r 93.2	r 82.4	r 91.4	r 113.3
Chile	228	13.7	r 6.4	r 15.0	r 3.0	r 4.2	r 3.9	8.9	r 1.6	r 2.5	r 3.3	r 3.6	r 2.7
Colombia	233	18.8	r 5.7	r 4.0	r 4.0	r 3.8	r 6.4	12.7	r 7.9	r 6.9	r 5.7	r 3.2	r 7.8
Costa Rica	238	1.5	r 0.3	r 0.4	r 0.3	r 0.3	r 0.3	3.4	r 0.5	r 1.9	r 0.7	r 3.0	r 2.6
Curacao	354	1.1	r 0.3	r 0.2	r 0.3	r 0.4	r 0.4	0.0	r 0.0
Dominican Republic	243	4.4	r 0.2	r 0.4	r 0.1	r 0.4	r 0.3	0.0	r 0.0	r 0.0	r 0.0	r 0.6	r 0.0
Ecuador	248	2.4	r 1.0	r 1.2	r 0.6	r 1.1	r 1.5	24.2	r 4.6	r 3.2	r 1.5	r 3.0	r 6.8
El Salvador	253	0.2	r 0.1	r 0.1	r 0.0	r 0.1	r 0.4	0.0	r 0.0	r 0.0	r 0.0	r 0.0
Guatemala	258	1.3	r 0.1	r 0.3	r 0.1	r 0.1	r 0.0	0.2	r 0.0	r 0.1	r 0.1	r 0.4	r 0.1
Guyana	336	0.1	r 0.0	r 0.0	2.0	r 0.3	r 1.3	r 1.3
Haiti	263	0.5	r 0.0	r 0.1	r 0.2	r 0.2	r 0.0	0.0	r 0.0	r 0.0
Honduras	268	0.3	r 0.0	r 0.0	r 1.8	r 0.4	r 0.0	1.0	r 0.2	r 0.3	r 0.4	r 1.7	r 0.3
Jamaica	343	0.3	r 0.0	r 0.0	r 0.2	r 0.1	r 0.7

Slovenia (961)

In Millions of U.S. Dollars

		Exports (FOB)						Imports (CIF)					
		2016	2017Q1	2017Q2	2017Q3	2017Q4	2018Q1	2016	2017Q1	2017Q2	2017Q3	2017Q4	2018Q1
Mexico	273	84.3	r 26.0	r 25.8	r 27.0	r 27.2	r 26.2	12.6	r 2.8	r 2.8	r 4.5	r 3.8	r 6.2
Nicaragua	278	1.1	r 0.2	r 0.1	r 0.0	r 0.1	0.0	r 0.0	r 0.0	r 0.0	r 0.0	r 0.1
Panama	283	11.0	r 7.6	r 3.3	r 1.4	r 2.3	r 2.2	0.1	r 0.1	r 0.0	r 0.0	r 0.0	r 0.0
Paraguay	288	1.5	r 0.1	r 0.2	r 0.6	r 0.6	r 0.7	0.0	r 0.0	r 0.0	r 0.1	r 0.2
Peru	293	3.8	r 0.6	r 2.8	r 2.6	r 1.6	r 2.1	0.9	r 0.3	r 0.2	r 0.4	r 0.3	r 0.2
Sint Maarten	352	0.1	r 0.1	r 0.0	r 0.0	r 0.0	0.0	r 0.0	r 0.0	r 0.0
St. Kitts and Nevis	361	0.2	r 0.4	r 0.3	r 0.0
Suriname	366	0.3	r 0.1	r 0.2	r 0.7	r 0.1	0.2	r 0.0
Trinidad and Tobago	369	1.3	r 0.7	r 1.1	r 1.0	r 1.3	r 0.2	0.0	r 0.0	r 0.0	r 0.0	r 0.0
Uruguay	298	2.2	r 0.5	r 0.8	r 0.6	r 0.4	r 0.2	0.5	r 0.5	r 0.9	r 0.9	r 1.0	r 0.5
Venezuela, Rep. Bol.	299	1.0	r 0.3	r 0.3	r 0.0	r 0.0	r 0.6	6.8	r 9.3	r 0.0	r 5.3	r 6.0
Western Hem. n.s.	399	2.4	r 0.1	r 0.0	r 0.2	r 0.0	r 0.1	2.0	r 0.1	r 0.0	r 0.0	r 0.1	r 0.1
Other Countries n.i.e	910	2.3	0.1	0.2	0.2	0.2	0.2	0.4	0.2	0.1	0.0	0.3	0.0
Cuba	928	2.2	r 0.1	r 0.2	r 0.2	r 0.2	r 0.2	0.0	r 0.0	r 0.0	r 0.0	r 0.0
Korea, Dem. People's Rep.	954	0.0	0.4	r 0.2	r 0.1	r 0.0	r 0.3
Special Categories	899	3.6
Countries & Areas n.s.	898	0.0	r 1.0	r 1.0	r 1.1	r 1.4	r 1.5	99.1	r 54.1	r 79.8	r 32.2	r 57.5	r 72.5
Memorandum Items													
Africa	605	354.1	88.2	59.6	67.8	114.3	105.6	381.9	104.7	128.2	100.0	163.9	186.9
Middle East	405	543.8	142.8	151.6	151.7	173.9	185.6	193.7	26.6	58.6	82.3	49.2	69.1
European Union	998	24,804.5	6,672.6	7,174.3	7,389.8	7,864.6	8,733.9	21,655.2	5,794.2	6,110.3	6,225.6	6,893.8	7,153.5
Export earnings: fuel	080	1,571.4	386.0	396.0	412.5	465.1	437.7	488.7	144.4	116.3	143.9	190.1	206.6
Export earnings: nonfuel	092	31,345.5	8,358.8	9,040.4	9,382.3	10,001.9	10,905.8	30,048.8	8,100.9	8,712.8	8,937.5	9,731.7	10,460.2

Solomon Islands (813)

In Millions of U.S. Dollars

		Exports (FOB)						Imports (CIF)					
		2016	2017Q1	2017Q2	2017Q3	2017Q4	2018Q1	2016	2017Q1	2017Q2	2017Q3	2017Q4	2018Q1
IFS World		411.4	103.5	94.1	114.9	146.4	439.6	92.9	117.3	120.3	117.2
World	001	438.7	122.5	116.4	126.1	131.7	146.9	474.1	124.0	148.5	148.0	151.4	135.0
Advanced Economies	110	98.5	33.3	23.6	30.0	19.2	31.7	221.5	63.2	75.0	74.6	71.4	62.2
Euro Area	163	35.0	21.1	14.7	14.1	5.7	19.5	4.1	1.3	1.2	1.6	1.4	1.2
Austria	122	e 0.1	e 0.0	e 0.0	e 0.0	e 0.0	e 0.0
Belgium	124	0.1	e 0.8	e 0.7	e 0.5	e 0.2	e 0.0	e 0.6
Cyprus	423	e 0.0	e 0.0	e 0.0	e 0.1
Finland	172	r 0.1	r 0.1	r 0.1	r 0.1	r 0.1	e 0.0	e 0.0	e 0.0	e 0.0
France	132	0.4	r 0.0	r 0.1	r 0.0	e 0.4	e 0.0	e 0.2	e 0.1	e 0.2	e 0.0
Germany	134	0.1	r 0.0	r 0.0	r 0.0	r 0.0	e 0.9	e 0.1	e 0.2	e 0.2	e 0.0	e 0.1
Greece	174	0.1	e 0.0	e 0.0
Ireland	178	r 0.4
Italy	136	30.5	r 15.9	r 11.0	r 8.5	r 3.2	r 14.4	e 0.2	e 0.1	e 0.0	e 0.0	e 0.1	e 0.0
Luxembourg	137	e 0.1	e 0.2
Malta	181	e 0.4	e 0.6
Netherlands	138	3.0	r 4.8	r 3.2	r 4.8	r 2.2	r 4.5	e 0.9	e 0.3	e 0.2	e 0.7	e 0.4	e 0.3
Spain	184	0.8	r 0.2	r 0.3	r 0.6	r 0.1	e 0.2	e 0.1	e 0.2	e 0.1	e 0.1	e 0.1
Australia	193	5.1	r 2.5	r 0.4	r 0.8	r 0.5	r 0.5	e 70.8	e 15.3	e 26.5	e 30.9	e 27.7	e 23.2
Canada	156	0.1	r 0.0	r 0.1	r 0.0	r 0.0	r 0.0	e 0.2	e 0.0	e 1.5	e 0.1	e 0.0	e 0.0
China,P.R.: Hong Kong	532	6.1	r 3.4	r 0.3	r 1.8	r 1.0	r 4.6	e 7.8	e 0.8	e 3.7	e 2.8	e 1.7	e 0.8
China,P.R.: Macao	546	e 0.6	e 0.4	e 0.4
Denmark	128	0.0	e 0.3	e 0.6	e 0.1	e 0.1	e 0.6	e 0.3
Iceland	176	e 0.1	e 0.0
Japan	158	3.2	r 0.2	r 0.5	r 1.0	r 0.5	r 0.4	e 23.9	e 4.1	e 4.0	e 4.2	e 5.4	e 3.9
Korea, Republic of	542	3.4	r 0.7	r 1.1	r 0.8	r 1.5	r 0.9	e 22.9	e 15.5	e 0.5	e 7.0	e 1.0	e 0.5
New Zealand	196	2.3	r 0.6	r 0.6	r 0.7	r 0.7	r 0.7	e 22.8	e 6.6	e 14.8	e 5.6	e 4.7	e 5.7
Singapore	576	0.9	r 0.3	r 0.4	r 1.3	r 0.8	r 0.5	e 44.0	e 10.5	e 13.4	e 12.3	e 18.6	e 15.0
Sweden	144	e 0.0	e 0.0	e 0.4	e 0.2	e 0.1	e 0.2	e 0.3	e 0.0
Switzerland	146	14.5	r 3.9	r 4.5	r 7.7	r 3.3	r 2.9	e 0.6	e 0.1	e 0.0	e 0.2	e 0.1
Taiwan Prov.of China	528	e 6.7	e 0.4	e 0.4	e 0.4	e 0.5	e 0.4	e 11.4	e 5.5	e 5.9	e 6.7	e 7.0	e 6.5
United Kingdom	112	19.3	r 0.0	r 0.0	r 0.0	r 3.6	r 0.3	e 0.7	e 0.1	e 0.2	e 0.2	e 0.1	e 0.6
United States	111	1.9	r 0.3	r 0.7	r 1.3	r 1.2	r 0.9	e 11.1	e 2.6	e 2.7	e 2.7	e 2.5	e 4.4
Emerg. & Dev. Economies	200	340.0	89.1	92.7	96.1	112.5	115.2	252.7	60.8	73.6	73.3	80.1	72.8
Emerg. & Dev. Asia	505	338.3	88.7	92.2	95.0	111.7	112.7	251.7	60.4	73.4	73.1	79.4	72.3
Bangladesh	513	1.2	r 0.2	r 0.2	r 0.2	r 0.2	r 0.3
China,P.R.: Mainland	924	273.3	r 76.0	r 78.7	r 76.1	r 95.1	r 93.4	e 115.8	e 22.5	e 30.6	e 25.9	e 32.7	e 26.8
Fiji	819	1.1	r 0.2	r 0.2	r 0.3	r 0.3	r 0.3	e 13.0	e 2.8	e 3.6	e 4.6	e 3.5	e 4.5
F.T. New Caledonia	839	0.2	r 0.0	r 0.0	r 0.1	r 0.1	r 0.1	e 0.1	e 0.0	e 0.0	e 0.0	e 0.0	e 0.0
India	534	17.2	r 1.6	r 4.2	r 7.4	r 5.0	r 5.8	e 3.6	e 0.4	e 0.5	e 0.3	e 0.3	e 0.4
Indonesia	536	2.0	r 0.3	r 0.0	r 0.0	r 0.1	e 13.3	e 3.5	e 4.5	e 5.4	e 5.2	e 5.1
Kiribati	826	0.4	r 0.1	r 0.1	r 0.1	r 0.1	r 0.1	e 0.0	e 0.0	e 0.0	e 0.0	e 0.0	e 0.0
Malaysia	548	12.8	r 1.9	r 1.9	r 1.9	r 1.9	r 1.9	e 43.3	e 15.5	e 15.5	e 15.5	e 15.5	e 15.5
Myanmar	518	e 0.0	e 0.0	e 0.0	e 0.0	e 0.0	e 0.0	e 0.3	e 0.0	e 0.0	e 0.0	e 0.0	e 0.0
Nauru	836	0.3	r 0.1	r 0.1	r 0.1	r 0.1	r 0.1
Papua New Guinea	853	0.9	r 0.5	r 0.4	r 0.5	r 0.7	r 0.6	e 19.8	e 5.4	e 6.0	e 7.0	e 7.0	e 6.0
Philippines	566	16.2	r 4.3	r 2.4	r 5.7	r 5.2	r 5.3	e 1.4	e 0.2	e 0.2	e 0.2	e 0.6	e 0.2
Sri Lanka	524	e 0.0	e 0.2	e 0.0	e 0.1	e 0.3	e 0.0
Thailand	578	3.7	r 2.0	r 2.6	r 0.9	r 0.8	r 2.5	e 11.3	e 2.4	e 3.0	e 3.7	e 2.9	e 3.2
Tonga	866	1.3	r 0.0	r 0.0	r 0.0	r 0.0	r 0.0	e 0.0	e 0.0	e 0.0	e 0.0	e 0.0	e 0.0
Vanuatu	846	1.5	r 0.4	r 0.4	r 0.5	r 0.6	r 0.6	e 0.9	e 0.2	e 0.1	e 0.1	e 0.1	e 0.1
Vietnam	582	6.1	r 1.1	r 1.0	r 1.2	r 1.6	r 1.5	e 28.9	e 7.3	e 9.3	e 10.2	e 11.2	e 10.5
Europe	170	0.0	0.0	0.0	0.0	0.1	0.0	0.1	0.0	0.0	0.2	0.0
Emerg. & Dev. Europe	903	0.0	0.0	0.0	0.0	0.1	0.0	0.1	0.0	0.0	0.2	0.0
Poland	964	e 0.0	e 0.2
Serbia, Republic of	942	e 0.0	e 0.1
Mid East, N Africa, Pak	440	0.4	0.4	0.4	0.4	0.5	0.4	0.1	0.1	0.1
Mauritania	682	e 0.3	e 0.4	e 0.4	e 0.4	e 0.4
Pakistan	564	0.0	r 0.0	r 0.0	r 0.0	r 0.0	r 0.0	e 0.0	e 0.1	e 0.0
Qatar	453	0.0	e 0.1
United Arab Emirates	466	0.3	r 0.0	r 0.0	r 0.0	r 0.0

Solomon Islands (813)

In Millions of U.S. Dollars

		Exports (FOB)						Imports (CIF)					
		2016	2017Q1	2017Q2	2017Q3	2017Q4	2018Q1	2016	2017Q1	2017Q2	2017Q3	2017Q4	2018Q1
Sub-Saharan Africa	603	0.8	0.0	0.0	0.4	0.0	0.3	0.4	0.1	0.1	0.1	0.2	0.3
Kenya	664	e 0.0	e 0.1	e 0.2
Malawi	676	e 0.1	e 0.0	e 0.0	e 0.0	e 0.0	e 0.0
Mauritius	684	e 0.4	e 0.2
Mozambique	688	e 0.8	e 0.0	e 0.0	e 0.0	e 0.0	e 0.0
Nigeria	694	e 0.1
Seychelles	718	e 0.3	e 0.1	e 0.1	e 0.1	e 0.1	e 0.0
South Africa	199	r 0.0	r 0.0	r 0.0	r 0.0	r 0.0	e 0.0	e 0.0	e 0.0	e 0.0	e 0.1	e 0.0
Western Hemisphere	205	0.5	0.1	0.1	0.2	0.1	1.8	0.4	0.3	0.0	0.1	0.1	0.2
Argentina	213	e 0.1	e 0.0	e 0.0	e 0.0	e 0.0	e 0.0
Brazil	223	e 0.1	e 0.0	e 0.0	e 0.0
Colombia	233	e 0.1	e 0.2	e 0.1	e 0.0
Dominican Republic	243	e 0.0	e 0.1	e 0.1	e 0.1	e 0.1	e 0.1
Ecuador	248	e 0.2	e 1.7
Haiti	263	e 0.1	e 0.0	e 0.0	e 0.0	e 0.0	e 0.0
Mexico	273	e 0.1	e 0.1
Peru	293	e 0.1	e 0.0
Uruguay	298	e 0.2
Other Countries n.i.e	910	0.3	0.0	0.0	0.0	0.0	0.0
Korea, Dem. People's Rep.	954	0.3	r 0.0	r 0.0	r 0.0	r 0.0	r 0.0
Memorandum Items													
Africa	605	0.8	0.3	0.4	0.8	0.4	0.7	0.4	0.1	0.1	0.1	0.2	0.3
Middle East	405	0.4	0.0	0.0	0.0	0.0	0.0	0.0	0.1
European Union	998	54.3	21.1	14.7	14.1	9.3	19.8	5.5	2.2	1.5	2.1	2.6	2.1
Export earnings: fuel	080	0.6	0.0	0.0	0.2	0.0	1.8	0.1	0.0	0.1
Export earnings: nonfuel	092	438.1	122.5	116.4	125.9	131.7	145.1	474.1	124.0	148.5	148.0	151.4	135.0

Somalia (726)

In Millions of U.S. Dollars

		Exports (FOB)						Imports (CIF)					
		2016	2017Q1	2017Q2	2017Q3	2017Q4	2018Q1	2016	2017Q1	2017Q2	2017Q3	2017Q4	2018Q1
IFS World	
World	001	645.5	86.1	92.0	167.2	104.7	97.8	2,395.0	636.8	735.5	741.5	696.7	709.4
Advanced Economies	110	25.9	6.2	5.7	7.3	8.9	6.4	162.2	77.1	67.1	77.8	77.7	65.1
Euro Area	163	13.1	3.0	2.3	1.9	4.6	2.5	84.3	34.7	43.5	39.5	41.4	38.6
Austria	122	e 0.0	e 0.0	e 0.0	e 0.0	e 0.0	e 0.0	e 0.8	e 0.3	e 0.1	e 0.1	e 0.5	e 0.3
Belgium	124	e 0.0	e 0.1	e 0.0	e 0.0	e 6.6	e 0.5	e 0.6	e 0.9	e 1.2	e 1.1
Cyprus	423	e 1.7	e 0.6	e 0.3	e 0.5	e 0.4	e 0.6
Finland	172	e 0.0	e 0.2	e 0.7	e 0.2	e 0.0	e 0.0	e 0.0
France	132	e 10.4	e 2.4	e 1.7	e 1.4	e 4.5	e 2.3	e 12.6	e 14.7	e 16.3	e 14.4	e 12.6	e 4.3
Germany	134	e 0.9	e 0.6	e 0.3	e 0.0	e 0.0	e 0.0	e 10.9	e 3.2	e 3.9	e 3.9	e 5.1	e 7.8
Greece	174	e 0.1	e 0.4	e 0.0	e 0.0	e 0.0	e 0.3	e 0.1
Ireland	178	e 0.0	e 0.0	e 0.0	e 0.0	e 0.0	e 1.0	e 0.3	e 1.6	e 1.5	e 0.3	e 2.2
Italy	136	e 0.9	e 0.0	e 0.2	e 0.3	e 0.1	e 0.1	e 23.9	e 7.5	e 10.6	e 10.5	e 11.6	e 14.4
Latvia	941	e 0.1	e 0.1	e 0.1	e 0.1	e 0.1
Lithuania	946	e 0.1	e 0.0	e 0.0
Malta	181	e 0.0	e 1.1	e 1.2	e 1.6	e 0.6	e 0.5	e 1.3
Netherlands	138	e 0.3	e 0.0	e 0.0	e 0.0	e 0.0	e 0.1	e 12.1	e 2.3	e 3.6	e 2.8	e 3.8	e 4.4
Portugal	182	e 0.0	e 0.5	e 0.4	e 0.1	e 0.1	e 0.1
Slovak Republic	936	e 0.0	e 0.0	e 0.1	e 0.5	e 0.4	e 0.8	e 0.0
Slovenia	961	e 0.7	e 0.3	e 0.4	e 0.3	e 0.2	e 0.4
Spain	184	e 0.5	e 0.0	e 0.0	e 11.4	e 2.3	e 3.9	e 3.0	e 4.7	e 1.6
Australia	193	e 0.4	e 0.0	e 0.0	e 0.1	e 0.0	e 0.0	e 0.4	e 1.2	e 0.3	e 0.4	e 0.3	e 0.1
Canada	156	e 0.2	e 0.0	e 0.1	e 0.1	e 0.0	e 0.1	e 2.0	e 4.1	e 0.2	e 0.3	e 0.5	e 1.7
China,P.R.: Hong Kong	532	e 0.5	e 0.4	e 0.4	e 0.3	e 0.1	e 0.1	e 1.8	e 0.6	e 0.3	e 0.3	e 0.7	e 0.7
Czech Republic	935	e 0.2	e 0.0	e 0.0	e 0.0
Denmark	128	e 0.0	e 0.0	e 2.6	e 1.3	e 0.9	e 1.5	e 2.2	e 1.7
Japan	158	e 7.9	e 1.9	e 2.6	e 3.1	e 2.9	e 2.0	e 3.8	e 0.5	e 1.1	e 0.7	e 1.6	e 1.1
Korea, Republic of	542	e 1.6	e 0.5	e 0.0	e 1.3	e 1.0	e 1.0	e 9.6	e 4.2	e 3.5	e 5.0	e 4.0	e 6.3
New Zealand	196	e 0.0	e 0.0	e 0.0	e 0.0	e 0.0	e 0.0	e 2.5	e 1.1	e 1.3	e 0.4	e 0.8	e 1.0
Norway	142	e 0.0	e 0.0	e 0.0	e 0.0	e 0.0	e 0.0	e 0.5	e 0.0	e 0.1	e 6.4	e 0.1	e 0.1
Singapore	576	e 0.5	e 0.1	e 0.0	e 0.0	e 0.0	e 0.0	e 0.7	e 0.2	e 0.1	e 0.4	e 0.1	e 0.2
Sweden	144	e 0.2	e 0.0	e 0.0	e 0.0	e 0.0	e 0.0	e 1.6	e 0.2	e 0.2	e 0.2	e 0.1	e 0.2
Switzerland	146	e 0.1	e 0.0	e 0.0	e 0.0	e 0.0	e 0.4	e 0.0	e 0.0	e 0.0	e 0.2	e 0.1
Taiwan Prov.of China	528	e 0.0	e 0.0	e 0.0	e 0.0	e 0.0	e 0.0	e 1.0	e 0.0	e 0.0	e 0.0	e 0.0	e 0.0
United Kingdom	112	e 0.3	e 0.1	e 0.1	e 0.1	e 0.0	e 0.2	e 11.7	e 2.9	e 5.1	e 3.7	e 4.3	e 6.3
United States	111	e 0.9	e 0.1	e 0.2	e 0.5	e 0.1	e 0.5	e 39.1	e 26.0	e 10.5	e 18.9	e 21.4	e 7.0
Emerg. & Dev. Economies	200	619.7	79.9	86.3	159.9	95.8	91.3	2,232.8	559.7	668.4	663.7	618.9	644.3
Emerg. & Dev. Asia	505	27.7	3.4	2.7	3.6	5.5	2.7	1,112.4	262.7	328.8	315.3	290.0	265.8
China,P.R.: Mainland	924	e 11.0	e 2.3	e 1.3	e 3.0	e 4.5	e 2.0	e 425.5	e 89.6	e 131.6	e 122.2	e 159.4	e 131.6
India	534	e 16.5	e 0.9	e 1.4	e 0.4	e 0.9	e 0.6	e 536.2	e 130.6	e 138.6	e 135.0	e 91.5	e 97.3
Indonesia	536	e 0.0	e 45.0	e 20.0	e 17.8	e 27.4	e 14.9	e 16.6
Malaysia	548	e 0.0	e 0.0	e 0.0	e 0.0	e 0.0	e 88.0	e 20.2	e 34.7	e 24.6	e 15.4	e 16.1
Philippines	566	e 0.0	e 0.0	e 0.0	e 0.5	e 0.0	e 0.0
Sri Lanka	524	e 0.0	e 0.0	e 0.0	e 0.0	e 0.1	e 0.1	e 0.1	e 0.1
Thailand	578	e 0.2	e 0.1	e 0.0	e 0.1	e 0.1	e 0.1	e 17.1	e 2.4	e 5.8	e 6.0	e 8.8	e 4.1
Europe	170	15.2	1.3	1.7	3.0	2.7	6.2	146.3	37.5	55.6	53.0	49.1	55.7
Emerg. & Dev. Europe	903	2.1	1.3	1.5	2.9	2.7	5.9	130.5	29.1	45.1	47.7	40.7	45.3
Albania	914	e 1.3
Bosnia and Herzegovina	963	e 0.0	e 0.0	e 0.0	e 0.1	e 0.0
Bulgaria	918	e 1.2	e 1.4	e 2.4	e 2.5	e 4.2	e 0.9	e 0.0	e 0.0	e 0.1
Croatia	960	e 0.0	e 0.0	e 0.0	e 0.0	e 1.4	e 0.1	e 0.1	e 0.0	e 0.0	e 0.1
Hungary	944	e 0.0	e 0.1	e 0.0	e 0.0	e 0.0	e 0.0
Poland	964	e 0.0	e 0.7	e 0.3	e 0.3	e 1.0	e 1.7	e 1.0
Romania	968	e 0.0	e 4.1	e 0.2	e 5.2
Serbia, Republic of	942	e 0.0	e 0.0	e 0.0	e 0.3	e 0.2	e 0.0	e 0.2	e 0.4	e 0.1
Turkey	186	e 2.0	e 0.1	e 0.1	e 0.5	e 0.2	e 1.7	e 122.8	e 28.5	e 43.2	e 41.3	e 38.6	e 44.1
CIS	901	13.1	0.0	0.2	0.1	0.0	0.3	15.8	8.3	10.5	5.3	8.4	10.4
Belarus	913	e 12.9	e 0.0	e 0.0	e 0.1
Kazakhstan	916	e 0.0	e 0.0	e 0.0	e 0.1	e 0.8
Moldova	921	e 0.0	e 0.0	e 0.0	e 0.0	e 0.0	e 0.1	e 0.0	e 0.0	e 0.0	e 0.0	e 0.0

Somalia (726)

In Millions of U.S. Dollars

		Exports (FOB)						Imports (CIF)					
		2016	2017Q1	2017Q2	2017Q3	2017Q4	2018Q1	2016	2017Q1	2017Q2	2017Q3	2017Q4	2018Q1
Russian Federation	922	e 0.1	e 0.0	e 0.0	e 0.0	e 0.0	e 0.2	e 0.9	e 0.1	e 0.7	e 0.1	e 0.2	e 4.7
Ukraine	926	e 0.2	e 0.2	e 0.0	e 0.0	e 0.1	e 13.9	e 8.2	e 9.8	e 5.2	e 8.2	e 5.7
Mid East, N Africa, Pak	440	548.9	69.1	74.9	147.3	81.2	75.7	382.1	121.5	122.0	129.8	149.1	172.7
Bahrain, Kingdom of	419	e 7.6	e 1.2	e 1.0	e 3.0	e 1.0	e 1.3	e 0.4	e 0.1	e 0.1	e 0.1	e 0.1	e 0.1
Djibouti	611	e 9.5	e 2.1	e 2.7	e 2.6	e 2.2	e 2.2	e 63.0	e 14.5	e 14.5	e 21.6	e 14.8	e 16.9
Jordan	439	e 0.9	e 0.3	e 0.1	e 0.2	e 0.1	e 0.6	e 1.8	e 0.3	e 0.5	e 1.4	e 0.4	e 0.2
Kuwait	443	e 0.2	e 0.1	e 0.1	e 0.1	e 0.1	e 0.1
Lebanon	446	e 0.2	e 0.0	e 0.0	e 0.0	e 0.0	e 0.0	e 0.2	e 0.1	e 0.1	e 0.1	e 0.1	e 0.1
Morocco	686	e 0.2	e 0.1	e 0.1	e 0.0	e 0.0	e 0.4	e 3.9	e 1.1	e 1.1	e 0.3	e 0.3
Oman	449	e 142.5	e 34.3	e 27.1	e 30.5	e 38.2	e 32.9	e 187.3	e 69.8	e 73.3	e 83.3	e 94.3	e 110.3
Pakistan	564	e 6.4	e 0.7	e 2.5	e 3.1	e 0.9	e 1.1	e 34.9	e 12.1	e 8.9	e 9.1	e 14.9	e 24.6
Qatar	453	e 0.9	e 0.1	e 0.0	e 0.2	e 0.3	e 1.3	e 0.2	e 0.8	e 0.1	e 0.1	e 1.0
Saudi Arabia	456	e 288.8	e 0.3	e 0.3	e 76.3	e 0.4	e 0.4	e 87.6	e 15.7	e 20.0	e 8.7	e 15.5	e 16.4
Sudan	732	e 0.7	e 0.0	e 0.0	e 0.1	e 0.1	e 0.0	e 0.5	e 0.0	e 0.0	e 5.6	e 0.4
Syrian Arab Republic	463	e 0.2	e 0.0	e 0.0	e 0.0	e 0.1	e 0.0	e 0.0	e 0.0	e 0.0	e 0.0	e 0.0	e 0.0
Tunisia	744	e 0.0	e 0.0	e 0.0	e 0.0	e 0.2	e 0.1	e 0.1
United Arab Emirates	466	e 69.4	e 25.2	e 35.3	e 26.4	e 33.0	e 31.8
Yemen, Republic of	474	e 21.4	e 4.7	e 5.5	e 4.9	e 5.0	e 4.8	e 4.3	e 4.8	e 2.5	e 4.3	e 3.2	e 2.5
Sub-Saharan Africa	603	27.4	6.0	6.9	6.0	6.3	6.7	504.8	128.0	137.6	143.6	112.6	132.1
Côte d'Ivoire	662	e 2.8	e 0.6	e 0.8	e 0.7	e 0.7	e 0.6
Ethiopia	644	e 0.1	e 0.0	e 0.0	e 0.0	e 0.0	e 0.0	e 304.6	e 63.4	e 83.5	e 91.7	e 64.3	e 77.6
Kenya	664	e 0.5	e 0.3	e 0.3	e 0.0	e 0.3	e 0.5	e 187.3	e 61.7	e 48.2	e 46.7	e 45.0	e 51.6
Mauritius	684	e 0.0	e 0.0	e 0.1	e 0.0	e 0.4	e 0.3	e 0.1
Nigeria	694	e 24.0	e 5.0	e 5.7	e 5.2	e 5.2	e 5.5
South Africa	199	e 0.0	e 0.0	e 0.0	e 0.0	e 0.0	e 9.3	e 2.1	e 5.3	e 3.9	e 2.0	e 2.0
Tanzania	738	e 0.0	e 0.0	e 0.4	e 0.5	e 0.0	e 0.3	e 0.5	e 0.2
Togo	742	e 0.0	e 0.1	e 0.2
Uganda	746	e 3.0	e 0.3	e 0.1	e 0.6	e 0.6	e 0.5
Zambia	754	e 0.1
Western Hemisphere	205	0.4	0.1	0.1	0.0	0.0	0.0	87.2	10.0	24.4	21.9	18.2	18.0
Argentina	213	e 0.0	e 0.0	e 0.0	e 0.0	e 0.6	e 0.1	e 0.1	e 0.1
Brazil	223	e 0.0	e 0.0	e 0.0	e 86.3	e 9.9	e 24.0	e 21.8	e 18.2	e 18.0
Guatemala	258	e 0.1	e 0.3
Mexico	273	e 0.3	e 0.1	e 0.1	e 0.0	e 0.0	e 0.0	e 0.3	e 0.1
Memorandum Items													
Africa	605	37.9	8.2	9.8	8.6	8.6	9.0	568.9	146.4	153.4	166.4	133.2	149.6
Middle East	405	532.1	66.2	69.5	141.5	78.1	72.3	283.0	91.0	97.3	98.0	113.6	130.6
European Union	998	13.7	4.3	3.8	4.3	7.1	6.9	107.7	39.5	50.4	51.2	49.7	48.0
Export earnings: fuel	080	554.8	70.9	75.1	146.5	83.1	77.4	282.7	90.8	97.4	96.6	113.3	135.0
Export earnings: nonfuel	092	90.7	15.2	16.9	20.6	21.5	20.4	2,112.3	546.1	638.1	644.9	583.4	574.5

South Africa (199)

In Millions of U.S. Dollars

		Exports (FOB)						Imports (FOB)					
		2016	2017Q1	2017Q2	2017Q3	2017Q4	2018Q1	2016	2017Q1	2017Q2	2017Q3	2017Q4	2018Q1
IFS World		76,330.8	20,254.9	22,238.2	22,740.8	23,611.5	22,508.5	75,020.1	19,896.5	20,635.4	21,157.4	21,301.0	24,012.6
World	001	74,913.0	20,361.3	22,594.4	22,632.3	23,762.2	22,573.8	74,990.9	19,915.1	20,686.0	21,195.1	21,251.9	23,881.8
Advanced Economies	110	32,461.6	8,766.9	9,871.8	9,864.7	9,583.7	9,209.5	34,326.2	9,016.2	9,484.0	9,738.6	9,452.6	10,196.1
Euro Area	163	13,252.9	3,758.7	4,151.4	4,062.5	3,585.5	3,825.0	18,165.3	4,799.8	4,936.8	5,220.6	4,821.3	5,209.6
Austria	122	71.8	r 14.9	r 11.6	r 16.3	r 14.4	r 16.1	456.0	r 122.0	r 120.4	r 131.8	r 135.5	r 142.9
Belgium	124	2,298.8	r 609.2	r 704.1	r 665.9	r 512.4	r 546.9	833.3	r 210.5	r 224.4	r 215.6	r 234.3	r 247.1
Cyprus	423	10.4	r 2.8	r 4.4	r 1.3	r 1.2	r 2.0	2.5	r 0.6	r 0.8	r 6.0	r 0.6	r 1.9
Estonia	939	16.9	r 4.2	r 2.9	r 3.3	r 4.1	r 2.9	10.2	r 2.1	r 6.0	r 9.8	r 6.5	r 12.3
Finland	172	34.5	r 9.7	r 11.4	r 11.0	r 9.7	r 11.0	333.5	r 77.8	r 70.4	r 84.8	r 145.0	r 120.4
France	132	750.5	r 180.4	r 227.8	r 250.7	r 205.3	r 191.4	2,280.1	r 468.1	r 589.5	r 517.3	r 532.5	r 568.1
Germany	134	5,636.7	r 1,595.0	r 1,711.0	r 1,559.5	r 1,458.8	r 1,558.4	8,835.6	r 2,447.8	r 2,448.4	r 2,536.8	r 2,180.2	r 2,403.9
Greece	174	68.2	r 23.0	r 20.6	r 10.8	r 8.2	r 16.5	55.4	r 15.1	r 14.6	r 18.8	r 41.8	r 21.0
Ireland	178	83.7	r 24.4	r 40.6	r 29.2	r 25.2	r 24.5	384.7	r 94.9	r 135.7	r 127.2	r 119.5	r 132.0
Italy	136	1,103.0	r 328.3	r 270.1	r 259.9	r 205.4	r 318.3	1,847.3	r 562.9	r 485.5	r 597.7	r 580.1	r 686.6
Latvia	941	7.4	r 1.6	r 1.9	r 10.4	r 30.6	r 3.5	16.2	r 7.7	r 9.4	r 13.2	r 17.4	r 36.3
Lithuania	946	49.5	r 6.2	r 17.3	r 8.1	r 11.3	r 13.7	41.9	r 4.7	r 5.2	r 27.8	r 9.9	r 27.7
Luxembourg	137	7.0	r 8.8	r 3.4	r 1.7	r 4.4	r 14.6	48.4	r 11.1	r 11.9	r 15.9	r 11.4	r 11.3
Malta	181	12.5	r 14.0	r 2.1	r 1.4	r 0.9	r 0.7	13.5	r 3.4	r 3.9	r 3.3	r 2.8	r 3.0
Netherlands	138	2,016.0	r 595.8	r 751.0	r 778.0	r 725.1	r 708.4	1,280.6	r 281.4	r 281.0	r 343.2	r 325.8	r 302.4
Portugal	182	141.8	r 30.4	r 50.1	r 71.3	r 25.7	r 35.6	207.0	r 61.7	r 67.5	r 55.5	r 54.5	r 65.2
Slovak Republic	936	1.4	r 0.2	r 0.3	r 0.3	r 0.1	r 0.3	148.1	r 36.3	r 58.3	r 49.5	r 55.5	r 57.6
Slovenia	961	64.3	r 22.5	r 28.3	r 15.3	r 32.1	r 10.3	47.1	r 13.4	r 11.4	r 12.0	r 12.0	r 15.2
Spain	184	878.3	r 287.4	r 292.3	r 368.2	r 310.7	r 349.8	1,323.9	r 378.3	r 392.5	r 454.4	r 356.3	r 354.8
Australia	193	745.2	r 197.4	r 240.4	r 268.6	r 196.8	r 205.8	747.9	r 225.3	r 197.0	r 245.6	r 321.3	r 354.5
Canada	156	381.2	r 71.3	r 112.0	r 88.0	r 87.2	r 64.1	343.5	r 80.7	r 87.0	r 87.4	r 76.4	r 87.2
China,P.R.: Hong Kong	532	1,780.8	r 437.4	r 455.2	r 447.6	r 310.5	r 332.3	285.4	r 75.6	r 74.0	r 59.7	r 60.5	r 67.3
China,P.R.: Macao	546	0.9	r 0.2	r 0.1	r 0.2	r 0.1	r 0.1	1.9	r 0.1	r 0.0	r 0.1	r 0.1	r 0.2
Czech Republic	935	151.1	r 53.5	r 35.1	r 45.5	r 52.0	r 56.7	559.1	r 151.7	r 186.7	r 167.6	r 157.2	r 199.0
Denmark	128	128.2	r 16.1	r 30.6	r 20.9	r 29.9	r 22.6	310.5	r 66.0	r 118.2	r 80.5	r 73.6	r 86.3
Iceland	176	6.2	r 2.0	r 0.5	r 2.7	r 0.7	r 1.9	2.2	r 1.0	r 1.3	r 2.2	r 0.9	r 16.1
Israel	436	328.6	r 116.4	r 67.5	r 84.1	r 101.9	r 99.2	251.4	r 82.7	r 60.7	r 65.5	r 80.2	r 68.7
Japan	158	3,469.8	r 941.5	r 1,028.5	r 1,118.1	r 1,076.5	r 1,089.7	2,562.0	r 681.3	r 683.6	r 740.2	r 723.7	r 717.6
Korea, Republic of	542	1,327.4	r 494.5	r 429.3	r 409.0	r 591.6	r 545.8	1,002.9	r 228.4	r 267.1	r 256.2	r 246.3	r 257.4
New Zealand	196	83.8	r 20.6	r 20.4	r 24.2	r 30.6	r 18.4	131.3	r 44.2	r 33.6	r 37.1	r 41.4	r 53.6
Norway	142	129.4	r 44.8	r 44.1	r 31.0	r 42.2	r 51.3	178.9	r 23.8	r 19.8	r 18.0	r 19.7	r 46.3
San Marino	135	r 0.0	r 0.0	r 0.1	r 0.0	r 0.1	r 0.0	r 0.0	r 0.0
Singapore	576	454.8	r 141.9	r 145.6	r 117.1	r 118.3	r 115.2	385.5	r 87.4	r 163.9	r 149.3	r 117.5	r 115.4
Sweden	144	176.3	r 39.8	r 47.6	r 45.5	r 47.6	r 48.3	780.2	r 209.5	r 216.1	r 206.8	r 271.6	r 259.5
Switzerland	146	888.1	r 196.9	r 339.4	r 145.0	r 187.7	r 214.2	725.0	r 180.4	r 161.0	r 203.3	r 222.9	r 232.8
Taiwan Prov.of China	528	456.7	r 154.2	r 309.0	r 152.5	r 259.2	r 207.1	723.1	r 181.0	r 188.9	r 197.7	r 186.0	r 206.0
United Kingdom	112	3,168.4	r 762.1	r 756.6	r 981.4	r 985.6	r 780.9	2,170.4	r 577.9	r 587.3	r 558.9	r 768.1	r 880.4
United States	111	5,531.8	r 1,317.6	r 1,658.3	r 1,820.4	r 1,879.9	r 1,530.9	4,999.6	r 1,319.4	r 1,501.1	r 1,442.0	r 1,264.0	r 1,338.1
Vatican	187	r 0.4	r 0.3	r 0.0	r 0.0	r 0.0	r 0.0	r 0.0	r 0.0
Emerg. & Dev. Economies	200	38,176.8	10,182.8	10,998.8	11,315.9	12,325.7	11,397.6	40,030.0	10,748.5	10,996.1	11,316.1	11,669.8	13,543.3
Emerg. & Dev. Asia	505	11,901.0	3,356.0	3,384.2	3,814.5	4,677.4	3,851.3	21,825.8	5,630.4	6,166.4	6,317.4	6,493.0	7,070.3
American Samoa	859	r 0.0	0.1	r 0.0	r 0.0	r 0.0	r 0.0	r 0.0
Bangladesh	513	121.1	r 17.5	r 25.5	r 64.5	r 49.5	r 29.2	76.8	r 18.2	r 18.7	r 18.8	r 20.9	r 27.3
Bhutan	514	0.0	r 0.2	0.0	r 0.0	r 0.0	r 0.1	r 0.1
Brunei Darussalam	516	1.4	r 0.1	r 0.4	r 0.2	r 0.3	r 0.7	0.2	r 0.0	r 0.0	r 0.0	r 0.3	r 0.0
Cambodia	522	2.5	r 0.3	r 0.3	r 3.1	r 2.2	r 0.7	20.4	r 4.7	r 4.5	r 5.4	r 5.5	r 6.4
China,P.R.: Mainland	924	6,860.6	r 1,955.2	r 1,792.7	r 2,158.3	r 2,663.0	r 2,188.8	13,581.2	r 3,459.4	r 3,805.7	r 3,832.9	r 4,114.7	r 4,584.3
Fiji	819	3.6	r 0.6	r 0.4	r 0.3	r 0.3	r 0.6	0.1	r 0.0	r 0.0	r 0.0	r 0.0	r 0.0
F.T. French Polynesia	887	1.6	r 0.4	r 0.0	r 0.4	r 0.3	r 0.1	0.0	r 0.0	r 0.0
F.T. New Caledonia	839	1.6	r 0.1	r 0.8	r 1.4	r 1.0	r 0.1	38.1	r 7.4	r 13.3	r 3.4	r 9.6	r 13.8
Guam	829	0.0	r 0.0	r 0.0	0.0	r 0.0	r 0.1
India	534	3,193.0	r 818.0	r 1,070.3	r 1,028.9	r 1,252.0	r 1,048.3	3,115.6	r 915.0	r 978.1	r 1,010.1	r 1,011.2	r 878.1
Indonesia	536	258.9	r 85.5	r 86.9	r 67.3	r 181.6	r 129.1	663.8	r 186.9	r 188.6	r 201.6	r 165.2	r 203.4
Kiribati	826	2.0	r 0.0	r 0.0	r 0.0	r 0.0	0.0	r 0.0	r 0.0
Lao People's Dem.Rep	544	0.6	r 0.0	r 0.0	r 0.1	r 0.1	r 0.0	0.3	r 0.2	r 0.2	r 0.3	r 0.6	r 0.4
Malaysia	548	490.8	r 179.1	r 139.0	r 190.7	r 164.0	r 155.3	779.6	r 219.9	r 206.9	r 221.8	r 220.1	r 275.4

South Africa (199)

In Millions of U.S. Dollars

		Exports (FOB)						Imports (FOB)					
		2016	2017Q1	2017Q2	2017Q3	2017Q4	2018Q1	2016	2017Q1	2017Q2	2017Q3	2017Q4	2018Q1
Maldives	556	10.6	r 1.2	r 1.5	r 1.9	r 1.9	r 1.1	0.5	r 0.0	r 1.3	r 0.0	r 0.0	r 0.0
Marshall Islands	867	r 3.1	r 6.6	r 14.5	r 10.1	r 7.7	r 0.1	r 0.3	r 0.1	r 0.1	r 0.0
Mongolia	948	0.3	r 0.0	r 0.1	r 0.4	r 0.2	r 0.3	0.1	r 0.0	r 0.0	r 0.0	r 0.0	r 0.0
Myanmar	518	6.5	r 3.2	r 2.6	r 4.2	r 0.6	r 0.3	3.8	r 2.2	r 3.2	r 1.5	r 1.2	r 1.8
Nepal	558	2.8	r 0.5	r 1.3	r 0.7	r 18.4	r 0.9	0.9	r 0.2	r 0.2	r 0.2	r 0.1	r 0.1
Papua New Guinea	853	12.0	r 3.6	r 5.2	r 4.1	r 5.2	r 8.6	0.2	r 0.0	r 0.0	r 0.0	r 0.0	r 0.0
Philippines	566	53.3	r 9.7	r 19.0	r 19.5	r 18.7	r 15.1	173.8	r 40.9	r 42.1	r 46.8	r 43.9	r 38.1
Samoa	862	0.0	r 0.0	r 0.0	r 0.0	0.6	r 0.0	r 0.0	r 0.3	r 0.1	r 0.0
Solomon Islands	813	0.0	r 0.0	r 0.0	r 0.0	r 0.0	r 0.0	0.1	r 0.0	r 0.0	r 0.0	r 0.0	r 0.1
Sri Lanka	524	148.6	r 93.4	r 7.8	r 16.6	r 92.4	r 89.1	32.9	r 8.7	r 9.0	r 9.6	r 8.1	r 9.1
Thailand	578	488.4	r 137.5	r 164.8	r 142.0	r 168.5	r 142.9	2,158.1	r 579.8	r 593.1	r 688.1	r 633.8	r 756.3
Timor-Leste	537	0.1	r 0.0	r 0.1	r 0.0	0.0	r 0.0	r 0.0	r 0.0	r 0.0
Tonga	866	0.1	r 0.1	r 0.0	r 0.0	r 0.0	0.0	r 0.0	r 0.0	r 0.0	r 0.0	r 0.0
Tuvalu	869	1.0	r 1.3	r 0.1	r 0.3	r 0.4	r 0.2	0.0	r 0.0	r 0.0	r 0.0	r 0.0	r 0.0
Vanuatu	846	0.6	r 0.1	r 0.0	r 0.0	r 0.0	r 0.0	0.0	r 0.0	r 0.0	r 0.0	r 0.0
Vietnam	582	214.0	r 45.1	r 58.2	r 94.1	r 42.9	r 31.3	1,177.3	r 186.5	r 301.0	r 275.9	r 257.0	r 275.0
Asia n.s.	598	24.8	r 0.2	r 0.4	r 1.1	r 3.4	r 0.8	1.1	r 0.2	r 0.3	r 0.4	r 0.2	r 0.4
Europe	170	1,076.4	305.7	359.4	410.2	267.5	286.3	2,046.5	676.0	562.0	684.4	630.8	739.3
Emerg. & Dev. Europe	903	668.8	191.9	215.3	231.6	198.5	177.8	1,719.3	499.5	482.9	532.0	513.2	623.5
Albania	914	3.2	r 0.0	r 0.9	r 0.5	r 0.0	r 0.0	3.5	r 0.1	r 0.1	r 0.2	r 0.3	r 0.4
Bosnia and Herzegovina	963	9.8	r 2.1	r 3.4	r 3.6	r 0.1	r 1.8	5.8	r 1.0	r 1.0	r 1.2	r 1.0	r 1.8
Bulgaria	918	14.6	r 8.6	r 6.4	r 8.3	r 9.5	r 7.6	98.9	r 12.4	r 23.4	r 23.9	r 32.1	r 24.0
Croatia	960	6.0	r 4.9	r 4.5	r 2.0	r 2.7	r 2.6	12.1	r 4.2	r 6.8	r 3.2	r 2.3	r 8.1
Faroe Islands	816	0.0	r 0.0	r 0.0	0.1	r 0.1	r 0.0	r 0.0
Gibraltar	823	17.3	r 3.1	r 5.1	r 4.7	r 4.7	r 8.8	0.1	r 0.0	r 0.0
Hungary	944	81.1	r 53.5	r 15.7	r 29.3	r 12.8	r 17.2	266.1	r 57.4	r 65.2	r 65.3	r 69.5	r 73.3
Macedonia, FYR	962	0.8	r 0.0	r 0.0	r 0.0	r 2.5	1.3	r 0.5	r 0.6	r 0.9	r 1.0	r 1.2
Montenegro	943	0.8	r 0.0	r 0.1	r 0.3	r 0.4	r 0.1	0.1	r 0.0	r 1.1	r 0.1	r 0.1	r 0.0
Poland	964	140.2	r 41.1	r 44.5	r 44.8	r 44.8	r 43.9	653.8	r 190.8	r 200.8	r 191.2	r 194.6	r 223.6
Romania	968	36.6	r 8.0	r 7.3	r 9.5	r 7.8	r 10.2	236.6	r 86.3	r 66.8	r 99.5	r 68.6	r 100.7
Serbia, Republic of	942	2.7	r 0.4	r 0.1	r 1.2	r 0.2	r 1.2	7.8	r 2.1	r 2.5	r 3.0	r 2.2	r 3.5
Turkey	186	355.7	r 70.2	r 127.4	r 127.4	r 115.5	r 82.0	433.0	r 144.5	r 114.6	r 143.5	r 141.5	r 186.9
CIS	901	407.6	113.8	144.0	178.6	69.0	108.4	327.2	176.4	79.1	152.4	117.5	115.8
Armenia	911	1.2	r 0.4	r 0.0	r 1.4	r 0.0	r 0.1	0.1	r 0.2	r 0.0	r 0.0	r 0.0	r 0.0
Azerbaijan, Rep. of	912	2.5	r 0.9	r 1.5	r 0.1	r 1.2	r 0.3	0.0	r 0.0	r 0.0	r 0.1	r 0.0	r 0.0
Belarus	913	0.7	r 0.0	r 0.4	r 0.5	r 0.1	r 0.0	3.6	r 1.0	r 1.0	r 0.8	r 0.5	r 1.4
Georgia	915	12.1	r 4.1	r 2.3	r 5.8	r 0.5	r 11.5	0.5	r 0.0	r 0.1	r 0.1	r 0.1	r 0.2
Kazakhstan	916	35.8	r 5.8	r 2.5	r 2.1	r 3.4	r 1.9	12.4	r 0.5	r 0.8	r 0.2	r 5.1	r 12.1
Kyrgyz Republic	917	0.7	r 0.1	r 0.1	r 0.1	r 0.1	r 0.1	0.0	r 0.0	r 0.1	r 0.0	r 0.0	r 0.0
Moldova	921	0.3	r 0.0	r 0.0	r 0.0	r 0.4	r 0.1	0.4	r 0.1	r 0.2	r 0.1	r 0.3	r 0.5
Russian Federation	922	285.0	r 83.0	r 104.9	r 130.9	r 41.4	r 71.0	256.7	r 98.6	r 70.7	r 119.2	r 106.1	r 90.6
Tajikistan	923	0.0	r 0.0	r 0.0	0.0	r 0.0	r 0.0	r 0.0	r 0.5
Turkmenistan	925	0.2	0.0	r 0.0	r 0.0	r 0.0	r 0.0	r 0.0
Ukraine	926	69.1	r 19.3	r 32.2	r 37.6	r 20.1	r 23.4	53.0	r 76.0	r 6.1	r 31.8	r 5.5	r 10.5
Uzbekistan	927	0.0	r 0.0	r 0.0	r 0.1	r 1.8	r 0.0	0.5	r 0.0	r 0.0	r 0.0	r 0.0	r 0.0
Europe n.s.	884	0.0	r 0.0	r 0.0	r 0.0	r 0.0	r 0.0	0.0	r 0.0	r 0.0	r 0.0	r 0.1	r 0.0
Mid East, N Africa, Pak	440	3,087.9	1,020.7	1,090.5	979.3	1,027.8	947.6	5,280.9	1,523.0	1,658.2	1,496.6	1,905.1	2,507.9
Afghanistan, I.R. of	512	1.4	r 1.7	r 0.3	r 0.2	r 0.2	r 0.1	0.2	r 0.0	r 0.1	r 0.0	r 0.1	r 0.0
Algeria	612	39.8	r 10.5	r 10.5	r 6.8	r 18.2	r 19.2	0.3	r 0.2	r 0.7	r 4.6	r 0.3	r 0.2
Bahrain, Kingdom of	419	19.3	r 5.0	r 6.3	r 7.8	r 3.0	r 4.1	184.9	r 152.9	r 54.4	r 75.8	r 89.2	r 72.5
Djibouti	611	53.5	r 20.0	r 25.4	r 21.5	r 28.2	r 23.8	0.7	r 0.1	r 0.1	r 0.4	r 0.1	r 0.0
Egypt	469	210.5	r 59.7	r 51.7	r 48.6	r 32.2	r 60.4	59.2	r 49.8	r 21.0	r 20.5	r 42.2	r 22.0
Iran, I.R. of	429	22.3	r 4.6	r 18.2	r 25.8	r 37.3	r 31.1	18.0	r 5.5	r 4.8	r 8.1	r 1.8	r 1.8
Iraq	433	12.5	r 0.9	r 2.8	r 1.5	r 0.8	r 1.2	0.0	r 0.0	r 0.0	r 0.0	r 0.0	r 0.0
Jordan	439	43.2	r 19.2	r 14.9	r 13.7	r 6.0	r 8.8	25.8	r 1.3	r 7.3	r 2.8	r 11.3	r 2.4
Kuwait	443	81.5	r 16.3	r 32.5	r 28.5	r 15.3	r 19.2	32.9	r 0.4	r 0.4	r 0.7	r 0.6	r 0.8
Lebanon	446	10.5	r 2.4	r 2.2	r 2.5	r 3.0	r 2.0	3.2	r 0.6	r 0.8	r 0.8	r 0.6	r 1.1
Libya	672	6.6	r 0.5	r 0.4	r 0.3	r 0.8	r 0.3	0.0	r 0.0	r 0.3	r 0.0	r 0.0	r 0.0
Mauritania	682	15.3	r 3.9	r 14.0	r 3.0	r 4.2	r 3.5	5.1	r 0.9	r 0.0	r 0.0	r 0.0	r 0.6
Morocco	686	144.5	r 32.6	r 24.3	r 17.1	r 17.7	r 12.9	80.2	r 13.6	r 12.8	r 13.0	r 17.3	r 21.4

South Africa (199)

In Millions of U.S. Dollars

		Exports (FOB)						Imports (FOB)					
		2016	2017Q1	2017Q2	2017Q3	2017Q4	2018Q1	2016	2017Q1	2017Q2	2017Q3	2017Q4	2018Q1
Oman	449	50.8	r 9.4	r 12.6	r 17.7	r 34.5	r 17.3	370.3	r 22.3	r 29.0	r 142.4	r 419.2	r 325.0
Pakistan	564	383.5	r 198.3	r 229.5	r 192.6	r 200.2	r 251.0	162.7	r 41.5	r 34.5	r 43.1	r 41.5	r 46.9
Qatar	453	80.6	r 53.1	r 8.4	r 31.7	r 48.9	r 22.6	372.2	r 49.6	r 55.0	r 49.0	r 73.9	r 50.1
Saudi Arabia	456	385.8	r 64.9	r 92.5	r 114.9	r 70.3	r 64.7	2,875.6	r 976.7	r 1,105.6	r 831.7	r 912.9	r 1,377.1
Somalia	726	8.8	r 2.0	r 5.0	r 3.7	r 1.9	r 1.9	0.0	r 0.0	r 0.0	r 0.0	r 0.0
Sudan	732	22.6	r 5.1	r 9.2	r 10.5	r 13.1	r 10.9	0.0	r 0.0	r 0.5	r 0.0	r 0.0	r 0.1
Syrian Arab Republic	463	8.7	r 1.2	r 2.2	r 2.6	r 2.4	r 2.0	0.2	r 0.0	r 0.1	r 0.0	r 0.0	r 0.0
Tunisia	744	7.5	r 4.9	r 2.8	r 4.1	r 1.1	r 0.5	22.3	r 4.1	r 8.2	r 5.2	r 7.8	r 5.0
United Arab Emirates	466	1,451.6	r 495.0	r 506.7	r 409.9	r 470.2	r 377.2	1,066.7	r 203.3	r 322.6	r 298.4	r 286.2	r 580.8
West Bank and Gaza	487	r 0.0	r 0.0	r 0.2
Yemen, Republic of	474	27.2	r 9.7	r 18.1	r 14.3	r 18.2	r 13.0	0.2	r 0.0	r 0.0
Sub-Saharan Africa	603	21,006.6	5,239.6	5,894.3	5,844.7	6,051.9	5,982.4	7,526.6	2,127.2	1,918.1	2,064.6	1,883.2	2,472.5
Angola	614	567.2	r 150.4	r 160.9	r 147.7	r 124.0	r 115.4	1,277.6	r 363.4	r 331.3	r 240.6	r 401.8	r 291.6
Benin	638	27.5	r 6.5	r 7.3	r 2.4	r 3.6	r 10.4	3.3	r 0.3	r 2.6	r 1.3	r 1.9	r 1.1
Botswana	616	3,724.5	r 853.3	r 974.3	r 973.5	r 1,053.6	r 978.3	409.9	r 107.9	r 97.5	r 117.1	r 98.8	r 117.1
Burkina Faso	748	28.7	r 11.5	r 24.1	r 11.1	r 10.8	r 11.3	0.2	r 0.3	r 0.2	r 0.1	r 0.1	r 0.1
Burundi	618	2.7	r 0.3	r 0.7	r 2.1	r 1.0	r 1.4	0.3	r 0.0	r 0.0	r 0.1	r 0.0	r 0.2
Cabo Verde	624	0.6	r 0.1	r 0.2	r 0.2	r 7.2	r 0.1	0.1	r 0.0	r 0.1	r 0.0	r 0.0
Cameroon	622	43.8	r 8.6	r 9.6	r 9.6	r 11.1	r 11.3	9.9	r 54.4	r 0.4	r 2.8	r 0.9	r 0.4
Central African Rep.	626	0.7	r 0.2	r 0.2	r 0.1	r 0.0	r 1.0	0.0	r 0.0	r 0.0	r 0.0	r 0.0	r 0.0
Chad	628	0.9	r 0.5	r 0.3	r 0.5	r 1.4	r 0.6	0.1	r 0.0	r 0.0	r 0.0	r 0.0	r 0.0
Comoros	632	3.8	r 0.3	r 1.4	r 1.0	r 1.1	r 1.7	0.2	r 0.1	r 0.0	r 0.0	r 0.2
Congo, Dem. Rep. of	636	795.1	r 177.2	r 222.6	r 242.4	r 240.4	r 252.5	97.3	r 17.2	r 29.0	r 20.1	r 29.1	r 5.6
Congo, Republic of	634	55.7	r 8.7	r 10.5	r 16.6	r 12.5	r 19.2	1.7	r 0.2	r 0.7	r 0.3	r 0.0	r 1.5
Côte d'Ivoire	662	113.1	r 22.6	r 31.7	r 25.6	r 30.2	r 31.9	24.7	r 5.0	r 3.5	r 3.6	r 3.6	r 2.9
Equatorial Guinea	642	9.1	r 1.0	r 1.0	r 0.7	r 0.5	r 0.3	52.5	r 0.9	r 20.5	r 42.2	r 23.5	r 3.3
Eritrea	643	13.0	r 4.5	r 2.5	r 2.4	r 3.8	r 3.4	0.1	r 0.0	r 0.0	r 0.0	r 0.1	r 0.0
Ethiopia	644	70.6	r 9.3	r 29.5	r 16.9	r 10.3	r 45.2	8.3	r 2.4	r 3.4	r 1.5	r 1.0	r 1.4
Gabon	646	40.3	r 7.8	r 8.5	r 7.6	r 8.4	r 5.9	6.7	r 1.6	r 1.5	r 0.5	r 0.9	r 0.8
Gambia, The	648	5.8	r 1.5	r 1.9	r 2.3	r 1.5	r 2.0	0.4	r 0.2	r 0.3	r 0.0	r 0.1	r 0.2
Ghana	652	337.3	r 89.7	r 90.3	r 82.0	r 91.0	r 80.8	13.1	r 3.9	r 54.1	r 2.4	r 2.4	r 80.1
Guinea	656	28.4	r 9.2	r 19.2	r 13.4	r 13.4	r 42.8	0.2	r 0.2	r 18.1	r 0.0	r 0.3	r 0.0
Guinea-Bissau	654	1.0	r 0.1	r 0.4	r 0.2	r 0.1	r 0.2	0.0	r 0.0
Kenya	664	561.4	r 160.1	r 197.9	r 189.4	r 173.0	r 192.0	19.5	r 3.8	r 5.1	r 4.1	r 4.7	r 4.1
Lesotho	666	1,148.8	r 285.6	r 431.7	r 296.7	r 337.3	r 328.9	293.6	r 70.9	r 70.5	r 84.3	r 84.4	r 80.6
Liberia	668	36.7	r 11.1	r 21.5	r 14.5	r 12.9	r 12.9	51.4	r 0.0	r 0.1	r 0.0	r 0.0	r 0.0
Madagascar	674	156.6	r 41.4	r 41.9	r 47.4	r 66.3	r 47.1	111.0	r 26.5	r 21.9	r 25.0	r 22.6	r 22.4
Malawi	676	364.6	r 89.1	r 98.5	r 109.3	r 116.3	r 94.9	54.9	r 13.5	r 17.1	r 16.1	r 10.9	r 19.7
Mali	678	64.5	r 18.9	r 22.4	r 21.7	r 16.7	r 16.8	1.3	r 0.0	r 0.5	r 0.1	r 0.0	r 0.2
Mauritius	684	327.8	r 86.5	r 112.5	r 99.7	r 113.4	r 111.0	157.0	r 37.7	r 35.7	r 50.8	r 48.5	r 46.1
Mozambique	688	2,287.6	r 777.9	r 655.0	r 762.1	r 770.2	r 807.2	691.7	r 214.5	r 196.4	r 265.3	r 217.8	r 232.1
Namibia	728	3,556.5	r 799.9	r 870.3	r 935.4	r 963.1	r 886.1	415.7	r 165.4	r 223.6	r 254.8	r 207.5	r 233.9
Niger	692	2.4	r 0.2	r 1.3	r 0.7	r 1.3	r 0.8	0.1	r 0.0	r 0.0	r 0.0	r 0.0	r 0.0
Nigeria	694	438.6	r 94.8	r 98.7	r 113.5	r 126.3	r 115.7	2,080.7	r 654.9	r 439.4	r 389.9	r 231.7	r 844.3
Rwanda	714	28.7	r 7.1	r 9.0	r 6.8	r 5.2	r 7.1	0.8	r 0.1	r 0.3	r 0.1	r 0.5	r 0.1
São Tomé & Príncipe	716	12.8	r 0.0	r 0.3	r 0.3	r 0.2	r 0.0	0.1	r 0.1	r 0.0	r 0.0	r 0.1	r 0.0
Senegal	722	120.1	r 27.0	r 32.3	r 28.1	r 31.0	r 35.3	2.1	r 0.4	r 0.9	r 0.6	r 0.3	r 0.2
Seychelles	718	67.0	r 12.4	r 16.7	r 18.8	r 14.8	r 18.5	1.9	r 0.3	r 0.7	r 0.2	r 0.3	r 0.5
Sierra Leone	724	22.9	r 11.7	r 10.6	r 17.8	r 8.3	r 7.3	1.3	r 0.4	r 0.4	r 0.9	r 0.3	r 0.7
South Sudan, Rep. of	733	r 0.1	r 0.1	r 0.1	r 0.1	r 0.2	r 0.0	r 0.0	r 0.0	r 0.0
Swaziland	734	1,164.5	r 293.2	r 305.5	r 335.4	r 352.5	r 350.2	1,055.7	r 283.4	r 257.5	r 318.6	r 360.0	r 301.8
Tanzania	738	444.4	r 116.3	r 133.5	r 94.9	r 108.8	r 103.1	24.2	r 6.9	r 7.9	r 8.2	r 10.8	r 8.1
Togo	742	87.6	r 14.9	r 12.9	r 29.2	r 26.2	r 20.5	89.6	r 0.1	r 0.0	r 98.5	r 0.0	r 76.3
Uganda	746	122.3	r 30.4	r 34.6	r 32.2	r 43.0	r 48.0	5.3	r 2.0	r 2.1	r 1.7	r 2.1	r 1.5
Zambia	754	2,091.4	r 516.7	r 620.8	r 578.2	r 579.8	r 552.5	185.9	r 57.5	r 41.4	r 58.0	r 64.8	r 50.5
Zimbabwe	698	2,013.5	r 477.4	r 563.8	r 545.7	r 556.4	r 607.2	376.1	r 30.4	r 33.3	r 54.8	r 51.4	r 42.7
Africa n.s.	799	16.0	r 3.3	r 5.6	r 8.4	r 3.1	r 3.2	0.3	r 0.2	r 0.0	r 0.0	r 0.0	r 0.1
Western Hemisphere	205	1,105.0	260.7	270.4	267.2	301.1	330.1	3,350.2	791.9	691.5	753.2	757.7	753.2
Antigua and Barbuda	311	3.9	r 0.7	r 1.4	r 1.5	r 1.3	r 2.4	0.0	r 0.1	r 0.0	r 0.0	r 0.0	r 0.1
Argentina	213	165.4	r 44.9	r 48.0	r 41.5	r 42.1	r 58.2	823.1	r 131.0	r 109.8	r 140.1	r 130.3	r 112.9

South Africa (199)

In Millions of U.S. Dollars

		Exports (FOB)						Imports (FOB)					
		2016	2017Q1	2017Q2	2017Q3	2017Q4	2018Q1	2016	2017Q1	2017Q2	2017Q3	2017Q4	2018Q1
Aruba	314	0.4	r 0.2	r 0.2	r 0.0	r 0.1	r 0.1	0.0	r 0.0	r 0.0	r 0.0	r 0.0
Bahamas, The	313	6.8	r 2.6	r 1.5	r 3.5	r 4.3	r 3.8	30.9	r 7.6	r 3.8	r 6.0	r 1.3	r 0.0
Barbados	316	2.1	r 0.3	r 0.6	r 0.2	r 0.4	r 0.5	2.0	r 0.5	r 1.1	r 0.2	r 0.5	r 0.8
Belize	339	1.7	r 0.7	r 0.4	r 0.9	r 2.1	r 1.5	0.2	r 0.1	r 0.2	r 0.0	r 0.0	r 0.0
Bermuda	319	46.7	r 0.4	r 0.1	r 1.0	r 0.7	r 0.6	0.4	r 0.0	r 0.2	r 0.0	r 0.0
Bolivia	218	3.1	r 0.2	r 0.5	r 0.1	r 0.7	r 0.1	1.7	r 0.6	r 0.1	r 0.3	r 0.4	r 0.4
Brazil	223	378.3	r 102.8	r 89.4	r 97.5	r 116.6	r 127.1	1,406.2	r 448.6	r 357.8	r 390.6	r 362.1	r 369.8
Chile	228	55.1	r 9.1	r 13.6	r 16.8	r 10.2	r 12.4	99.0	r 17.5	r 28.8	r 27.9	r 46.4	r 54.4
Colombia	233	26.7	r 6.0	r 6.8	r 11.7	r 13.4	r 7.6	61.5	r 7.6	r 2.8	r 3.7	r 12.4	r 3.1
Costa Rica	238	5.1	r 1.9	r 0.6	r 0.8	r 1.4	r 1.2	13.4	r 3.3	r 4.1	r 3.6	r 4.7	r 3.9
Dominica	321	0.6	r 0.0	r 0.0	0.8	r 0.2	r 0.1	r 0.0	r 0.0	r 0.0
Dominican Republic	243	10.9	r 1.9	r 1.8	r 1.9	r 1.9	r 9.0	23.4	r 7.5	r 7.6	r 6.4	r 6.2	r 7.9
Ecuador	248	12.3	r 1.6	r 1.6	r 2.8	r 3.6	r 1.6	6.6	r 2.3	r 3.3	r 2.7	r 2.3	r 1.8
El Salvador	253	0.9	r 0.5	r 0.2	r 0.1	r 0.4	r 0.4	3.3	r 1.1	r 4.1	r 1.2	r 1.1	r 1.1
Falkland Islands	323	0.2	r 0.1	r 0.1	r 0.1	r 0.0	r 0.0	1.2	r 0.2	r 0.0	r 0.2	r 0.1
Grenada	328	0.1	r 0.1	r 0.0	r 0.0	r 0.0	r 0.1	0.0	r 0.0	r 0.0	r 0.0
Guatemala	258	4.2	r 2.2	r 2.0	r 0.8	r 0.6	r 1.0	7.0	r 3.3	r 25.0	r 14.3	r 2.1	r 1.4
Guyana	336	10.9	r 0.1	r 0.3	r 0.4	r 0.6	r 1.0	0.0	r 0.0	r 0.0	r 0.0	r 0.1	r 0.0
Haiti	263	1.3	r 0.1	r 0.3	r 0.4	r 0.4	r 0.2	0.0	r 0.0	r 0.0	r 0.0	r 0.0	r 0.0
Honduras	268	4.8	r 0.6	r 1.4	r 0.9	r 1.1	r 0.7	3.2	r 3.1	r 1.1	r 0.7	r 0.9	r 0.8
Jamaica	343	3.7	r 1.2	r 0.9	r 1.9	r 1.5	r 1.8	0.3	r 0.1	r 0.0	r 0.1	r 0.1	r 0.5
Mexico	273	138.3	r 41.9	r 32.6	r 18.6	r 22.0	r 38.7	614.1	r 99.0	r 107.7	r 124.9	r 148.2	r 143.8
Montserrat	351	r 0.0	r 0.1	r 0.0	r 0.0	r 0.0	r 0.0
Netherlands Antilles	353	3.2	r 1.0	r 0.8	r 0.6	r 0.7	r 0.5	0.1	r 0.0	r 0.0	r 0.0	r 0.0
Nicaragua	278	1.6	r 0.4	r 0.1	r 0.2	r 0.4	r 0.3	0.8	r 2.7	r 0.2	r 0.3	r 0.2	r 0.4
Panama	283	57.1	r 15.5	r 20.1	r 23.8	r 31.4	r 26.8	1.0	r 1.0	r 0.3	r 2.4	r 0.3	r 4.0
Paraguay	288	7.3	r 3.0	r 3.3	r 2.3	r 1.5	r 3.8	108.6	r 1.3	r 0.9	r 0.8	r 0.6	r 0.8
Peru	293	25.6	r 6.3	r 7.4	r 10.5	r 11.5	r 6.2	31.2	r 25.9	r 19.7	r 13.7	r 16.5	r 27.9
St. Kitts and Nevis	361	0.1	r 0.0	r 0.0	r 0.0	0.1	r 0.0	r 0.0	r 0.0	r 0.0	r 0.1
St. Lucia	362	0.2	r 0.1	r 0.0	r 0.0	r 0.0	r 0.1	0.0	r 0.0	r 0.0	r 0.0
St. Vincent & Grens.	364	0.2	r 0.0	r 0.0	r 0.2	r 0.7	r 0.2	0.0	r 0.0	r 0.0	r 0.0	r 0.0
Suriname	366	18.3	r 5.1	r 4.0	r 3.1	r 1.9	r 3.6	0.2	r 0.0	r 0.0	r 0.0	r 0.0	r 0.1
Trinidad and Tobago	369	13.6	r 1.4	r 3.1	r 2.2	r 1.7	r 3.9	28.9	r 2.8	r 3.8	r 0.7	r 10.2	r 8.0
Uruguay	298	25.9	r 5.7	r 9.7	r 7.4	r 8.5	r 6.2	45.1	r 7.4	r 7.9	r 11.1	r 9.5	r 8.3
Venezuela, Rep. Bol.	299	14.1	r 0.2	r 3.9	r 0.1	r 0.3	r 7.1	16.1	r 16.3	r 0.3	r 0.0	r 0.0	r 0.0
Western Hem. n.s.	399	54.4	r 1.7	r 13.6	r 13.3	r 17.1	r 1.2	20.0	r 0.7	r 1.1	r 1.0	r 1.0	r 0.9
Other Countries n.i.e	910	16.2	3.4	0.4	1.0	2.7	1.1	4.5	1.1	0.4	0.7	0.5	0.4
Cuba	928	10.9	r 2.3	r 0.1	r 0.6	r 2.4	r 0.6	2.0	r 0.9	r 0.3	r 0.7	r 0.5	r 0.4
Korea, Dem. People's Rep.	954	5.3	r 1.1	r 0.3	r 0.4	r 0.4	r 0.5	2.5	r 0.2	r 0.1	r 0.0	r 0.0	r 0.0
Special Categories	899	4,130.0	r 677.3	r 1,536.6	r 1,270.5	r 1,679.3	r 1,774.0	498.6	r 21.0	r 73.8	r 32.1	r 82.2	r 65.2
Countries & Areas n.s.	898	128.5	r 731.0	r 186.8	r 180.2	r 170.8	r 191.6	131.4	r 128.3	r 131.6	r 107.6	r 46.8	r 76.9
Memorandum Items													
Africa	605	21,298.7	5,318.4	5,985.4	5,911.1	6,136.4	6,054.9	7,635.2	2,146.2	1,940.5	2,087.7	1,908.8	2,499.8
Middle East	405	2,410.9	741.8	769.6	720.1	742.9	623.7	5,009.4	1,462.5	1,601.2	1,430.3	1,837.9	2,433.7
European Union	998	17,155.4	4,746.2	5,099.6	5,249.7	4,778.2	4,814.9	23,253.0	6,156.2	6,408.0	6,617.6	6,458.9	7,064.5
Export earnings: fuel	080	3,684.5	1,032.6	1,114.2	1,096.2	1,056.6	921.2	8,724.5	2,560.6	2,448.1	2,211.2	2,578.8	3,665.6
Export earnings: nonfuel	092	71,228.5	19,328.7	21,480.2	21,536.1	22,705.5	21,652.6	66,266.4	17,354.5	18,238.0	18,983.9	18,673.0	20,216.2

South Sudan (733)

In Millions of U.S. Dollars

		Exports (FOB)						Imports (CIF)					
		2016	2017Q1	2017Q2	2017Q3	2017Q4	2018Q1	2016	2017Q1	2017Q2	2017Q3	2017Q4	2018Q1
IFS World	
World	001	1,375.8	384.6	255.8	221.5	397.2	425.2	400.9	177.3	180.4	172.6	166.6	159.8
Advanced Economies	110	1.0	0.1	0.1	0.4	0.3	0.1	53.9	7.1	12.0	23.2	13.4	16.0
Euro Area	163	0.3	0.0	0.1	0.1	0.2	0.0	31.3	4.8	6.1	15.6	5.7	6.5
Austria	122	e 2.0	e 0.1	e 0.1	e 0.1	e 0.6	e 0.2
Belgium	124	e 0.0	e 0.0	e 0.0	e 2.7	e 0.7	e 0.8	e 0.6	e 0.2	e 0.3
Cyprus	423	e 0.6	e 0.1	e 0.3	e 0.2	e 0.1
France	132	e 0.0	e 0.0	e 0.1	e 0.0	e 2.2	e 0.1	e 0.4	e 0.5	e 0.6	e 0.2
Germany	134	e 0.3	e 0.0	e 0.0	e 0.0	e 0.0	e 0.0	e 6.0	e 0.9	e 1.3	e 1.5	e 0.9	e 1.8
Ireland	178	e 0.0	e 0.0	e 0.2	e 0.0	e 0.1	e 0.1	e 0.0	e 0.0
Italy	136	e 3.3	e 6.3
Malta	181	e 0.6	e 0.5	e 0.4	e 0.5	e 0.4	e 0.2
Netherlands	138	e 0.0	e 0.0	e 0.0	e 0.0	e 10.4	e 2.2	e 1.6	e 5.7	e 2.8	e 3.6
Spain	184	e 0.0	e 3.1	e 0.1	e 1.0	e 0.1	e 0.1	e 0.1
Australia	193	e 0.1	e 0.0	e 0.0	e 0.0	e 0.0	e 0.2	e 0.0	e 0.0	e 0.2	e 0.0
Canada	156	e 0.0	e 0.0	e 0.3	e 0.0	e 0.2	e 0.4	e 0.2	e 0.2
China,P.R.: Hong Kong	532	e 0.0	e 0.0	e 0.0	e 0.1	e 2.4	e 0.4	e 0.1	e 0.4	e 0.5	e 0.3
Czech Republic	935	e 0.1	e 0.0	e 0.0	e 0.0	e 0.3	e 0.2
Denmark	128	e 0.0	e 0.0	e 0.0	e 0.0	e 0.0	e 0.0	e 4.8	e 1.0	e 1.2	e 0.8	e 1.1	e 0.6
Japan	158	e 0.2	e 0.5	e 0.7
Korea, Republic of	542	e 0.0	e 0.0	e 0.0	e 0.2	e 0.0	e 0.1	e 0.0	e 0.1	e 0.0
Norway	142	e 0.0	e 0.0	e 0.0	e 0.0	e 0.2	e 0.0	e 0.0	e 0.0
Singapore	576	e 0.1	e 0.0	e 0.0	e 0.0	e 0.0	e 0.0	e 0.0
Sweden	144	e 0.0	e 0.0	e 0.0	e 0.0	e 0.0	e 0.0	e 0.4	e 0.0	e 0.1	e 0.0	e 0.1	e 0.0
Switzerland	146	e 0.1	e 0.6
Taiwan Prov.of China	528	e 0.4
United Kingdom	112	e 0.1	e 0.0	e 0.0	e 0.0	e 2.4	e 0.6	e 0.5	e 1.3	e 0.9	e 0.9
United States	111	e 0.1	e 0.0	e 0.0	e 0.2	e 0.0	e 0.0	e 10.4	e 0.3	e 3.6	e 4.0	e 3.8	e 7.2
Emerg. & Dev. Economies	200	1,374.9	384.5	255.7	221.1	396.9	425.2	347.0	170.2	168.5	149.4	153.2	143.8
Emerg. & Dev. Asia	505	1,366.9	381.1	249.7	215.2	392.2	421.4	48.6	7.7	19.2	14.6	19.6	19.2
China,P.R.: Mainland	924	e 1,366.7	e 381.1	e 249.4	e 211.7	e 352.4	e 418.8	e 48.5	e 6.1	e 15.4	e 14.5	e 18.8	e 17.5
India	534	e 0.1	e 0.3	e 3.4	e 39.8	e 2.6	e 0.1	e 1.6	e 3.7	e 0.1	e 0.8	e 1.5
Indonesia	536	e 0.1	e 0.0
Thailand	578	e 0.1
Europe	170	1.0	0.7	0.4	0.7	0.1	0.1	5.0	0.8	1.4	2.1	1.2	2.0
Emerg. & Dev. Europe	903	0.0	0.1	0.0	0.0	0.1	0.7	0.4	0.8	1.0	0.6	0.6
Croatia	960	e 0.4	e 0.0	e 0.0
Poland	964	e 0.1	e 0.0	e 0.0	e 0.0	e 0.0
Turkey	186	e 0.1	e 0.1	e 0.2	e 0.4	e 0.8	e 1.0	e 0.5	e 0.6
CIS	901	1.0	0.7	0.2	0.7	0.1	0.0	4.3	0.4	0.6	1.0	0.7	1.4
Belarus	913	e 0.0	e 0.0	e 0.1
Russian Federation	922	e 0.0	e 0.0	e 0.0	e 0.0	e 0.1	e 0.3	e 0.2	e 0.3	e 0.2	e 0.2
Ukraine	926	e 1.0	e 0.7	e 0.2	e 0.7	e 0.0	e 4.2	e 0.1	e 0.5	e 0.7	e 0.4	e 1.1
Mid East, N Africa, Pak	440	7.0	2.7	5.5	5.2	4.5	3.5	40.9	15.0	8.0	8.1	19.1	6.5
Algeria	612	e 11.6	e 0.0
Jordan	439	e 0.1	e 0.0	e 0.2	e 0.1	e 1.1
Oman	449	e 0.2	e 0.0	e 0.0	e 0.0	e 0.0	e 0.0
Pakistan	564	e 6.7	e 2.6	e 5.4	e 5.2	e 4.5	e 3.5	e 40.7	e 14.8	e 7.6	e 7.8	e 7.2	e 4.7
Saudi Arabia	456	e 0.3	e 0.0	e 0.0	e 0.0	e 0.0	e 0.0	e 0.0	e 0.0
Sudan	732	e 0.1	e 0.2	e 0.3	e 0.2	e 0.7
Sub-Saharan Africa	603	0.1	0.0	0.1	0.1	0.1	0.2	250.5	146.4	139.8	124.4	111.9	115.9
Kenya	664	e 0.1	e 0.0	e 0.1	e 0.1	e 0.1	e 0.2	e 170.5	e 47.7	e 50.1	e 37.2	e 36.8	e 47.7
Rwanda	714	e 0.0	e 0.0	e 1.3	e 0.2	e 0.1	e 0.1	e 0.3	e 0.2
South Africa	199	e 0.0	e 0.0	e 0.0	e 0.0	e 0.1	e 0.1	e 0.1	e 0.1	e 0.2
Tanzania	738	e 0.0	e 0.0	e 0.1	e 0.1
Uganda	746	e 78.6	e 98.4	e 89.6	e 86.9	e 74.8	e 67.8
Zambia	754	e 0.1
Western Hemisphere	205	0.0	0.0	0.0	0.0	2.0	0.3	0.1	0.3	1.4	0.2
Argentina	213	e 0.0	e 0.1
Brazil	223	e 0.0	e 0.7	e 0.0	e 0.1	e 0.1	e 0.1

South Sudan (733)

In Millions of U.S. Dollars

		Exports (FOB)						Imports (CIF)					
		2016	2017Q1	2017Q2	2017Q3	2017Q4	2018Q1	2016	2017Q1	2017Q2	2017Q3	2017Q4	2018Q1
Uruguay	298	e 1.2	e 0.3	e 0.0	e 0.2	e 1.3	e 0.1
Memorandum Items													
Africa	605	0.1	0.0	0.1	0.1	0.1	0.2	250.5	146.5	140.0	124.6	123.8	116.7
Middle East	405	0.3	0.0	0.1	0.0	0.0	0.0	0.2	0.0	0.2	0.0	0.1	1.1
European Union	998	0.5	0.0	0.1	0.1	0.2	0.0	39.3	6.4	7.9	17.8	8.1	8.2
Export earnings: fuel	080	0.3	0.0	0.0	0.0	0.0	0.0	0.3	0.3	0.2	0.3	11.8	0.2
Export earnings: nonfuel	092	1,375.6	384.5	255.7	221.4	397.1	425.2	400.5	177.0	180.3	172.3	154.8	159.6

Spain (184)

In Millions of U.S. Dollars

		Exports (FOB)						Imports (CIF)					
		2016	2017Q1	2017Q2	2017Q3	2017Q4	2018Q1	2016	2017Q1	2017Q2	2017Q3	2017Q4	2018Q1
IFS World		287,215.3	77,533.6	80,034.8	77,319.7	84,512.2	89,650.0	310,618.1	85,782.0	85,201.1	87,304.0	92,691.8	99,157.8
World	001	289,981.2	77,401.0	79,608.0	77,234.0	85,820.3	89,379.3	310,921.2	85,177.7	85,068.6	87,338.6	94,603.5	99,075.0
Advanced Economies	110	210,120.5	56,347.9	57,200.4	54,004.9	60,360.6	64,424.1	207,603.0	55,714.7	55,908.3	55,278.7	62,336.7	63,973.7
Euro Area	163	150,530.3	40,723.3	41,605.5	39,250.5	44,269.7	47,247.0	157,013.9	41,014.4	42,445.5	41,537.1	47,462.2	48,486.3
Austria	122	2,529.3	r 685.3	r 670.5	r 609.3	r 723.2	r 785.0	2,478.9	r 623.1	r 608.3	r 607.6	r 680.9	r 692.2
Belgium	124	9,220.5	r 2,403.3	r 2,466.8	r 2,301.0	r 2,525.7	r 2,720.0	10,538.0	r 2,730.5	r 2,928.7	r 2,884.8	r 3,377.0	r 3,317.5
Cyprus	423	271.1	r 72.1	r 74.8	r 77.8	r 77.9	r 147.2	24.2	r 15.7	r 8.0	r 6.6	r 13.9	r 9.0
Estonia	939	245.0	r 51.7	r 89.0	r 58.7	r 79.1	r 74.8	94.8	r 23.1	r 35.9	r 25.2	r 40.2	r 21.9
Finland	172	1,142.0	r 285.9	r 262.2	r 265.6	r 293.9	r 328.8	1,270.6	r 318.1	r 324.7	r 294.2	r 320.7	r 364.0
France	132	44,437.2	r 12,091.3	r 12,384.6	r 11,069.4	r 13,181.6	r 13,831.8	37,972.2	r 9,997.7	r 10,421.6	r 9,892.6	r 11,679.9	r 12,057.4
Germany	134	33,300.0	r 9,055.8	r 8,989.4	r 8,641.7	r 9,165.6	r 10,445.6	45,628.0	r 12,025.9	r 12,376.6	r 12,191.0	r 13,513.9	r 14,058.8
Greece	174	1,981.4	r 555.9	r 630.0	r 749.7	r 647.6	r 744.9	739.2	r 192.7	r 165.8	r 156.1	r 186.8	r 347.6
Ireland	178	2,136.8	r 450.5	r 442.9	r 381.1	r 520.9	r 561.5	4,104.8	r 910.9	r 1,002.5	r 986.2	r 963.9	r 961.9
Italy	136	22,484.7	r 6,387.0	r 6,198.6	r 5,765.3	r 6,551.8	r 7,048.7	20,899.9	r 5,574.0	r 5,933.9	r 5,648.0	r 6,659.6	r 6,658.1
Latvia	941	220.0	r 59.6	r 59.7	r 57.1	r 66.2	r 69.6	173.9	r 53.2	r 38.0	r 38.5	r 55.6	r 49.7
Lithuania	946	1,049.9	r 292.6	r 339.1	r 330.2	r 392.6	r 364.8	1,319.3	r 361.5	r 386.0	r 419.1	r 514.3	r 450.8
Luxembourg	137	288.6	r 77.9	r 83.9	r 89.0	r 78.1	r 80.5	680.4	r 151.1	r 160.1	r 151.8	r 164.9	r 176.0
Malta	181	368.1	r 84.9	r 103.9	r 146.0	r 133.3	r 160.5	115.4	r 22.0	r 14.6	r 31.2	r 18.4	r 51.7
Netherlands	138	9,138.8	r 2,539.4	r 2,768.9	r 2,471.3	r 3,044.8	r 2,960.3	16,111.0	r 4,176.4	r 4,164.9	r 4,433.8	r 5,061.5	r 4,878.1
Portugal	182	20,107.3	r 5,152.3	r 5,562.2	r 5,784.3	r 6,258.2	r 6,356.3	12,506.6	r 3,269.2	r 3,221.7	r 3,165.8	r 3,441.7	r 3,645.7
Slovak Republic	936	1,012.8	r 288.3	r 309.3	r 251.5	r 300.8	r 348.3	1,798.3	r 415.6	r 473.0	r 419.4	r 547.4	r 517.0
Slovenia	961	596.7	r 189.5	r 169.5	r 201.5	r 228.3	r 218.5	558.4	r 153.7	r 181.2	r 185.2	r 221.5	r 229.1
Australia	193	1,499.5	r 348.6	r 414.6	r 638.9	r 476.8	r 518.8	522.1	r 208.6	r 163.6	r 174.1	r 139.8	r 224.2
Canada	156	1,648.0	r 432.6	r 515.9	r 438.7	r 465.4	r 469.5	1,330.3	r 459.1	r 380.2	r 400.6	r 599.9	r 552.3
China,P.R.: Hong Kong	532	1,048.9	r 281.6	r 291.6	r 267.7	r 297.8	r 275.5	256.7	r 57.9	r 57.3	r 66.8	r 70.8	r 78.2
China,P.R.: Macao	546	17.4	r 4.8	r 5.2	r 4.3	r 5.2	r 5.1	1.3	r 0.6	r 0.1	r 0.4	r 0.8	r 1.0
Czech Republic	935	2,490.3	r 661.8	r 736.3	r 642.0	r 732.9	r 807.3	4,674.1	r 1,310.6	r 1,247.3	r 1,193.8	r 1,429.8	r 1,467.7
Denmark	128	1,660.2	r 452.9	r 474.2	r 415.4	r 533.0	r 566.0	2,326.8	r 529.7	r 562.1	r 590.7	r 699.1	r 645.1
Iceland	176	184.7	r 16.4	r 14.1	r 11.9	r 17.4	r 15.2	70.6	r 8.3	r 17.9	r 19.7	r 18.3	r 18.7
Israel	436	1,598.5	r 413.4	r 432.4	r 416.0	r 453.2	r 482.9	798.8	r 198.0	r 214.7	r 168.1	r 163.6	r 176.4
Japan	158	2,662.0	r 656.9	r 675.2	r 702.5	r 717.4	r 750.5	3,230.9	r 873.8	r 865.3	r 860.0	r 983.0	r 1,031.7
Korea, Republic of	542	1,813.0	r 491.4	r 450.2	r 408.7	r 600.0	r 498.0	2,397.4	r 1,179.8	r 908.8	r 789.1	r 789.1	r 962.8
New Zealand	196	226.1	r 62.7	r 73.2	r 70.6	r 64.0	r 76.6	163.4	r 18.4	r 52.8	r 52.9	r 33.9	r 24.7
Norway	142	1,293.6	r 372.3	r 357.0	r 304.4	r 328.7	r 363.1	1,495.3	r 684.6	r 544.9	r 588.5	r 681.4	r 530.5
San Marino	135	17.3	r 4.8	r 4.6	r 4.3	r 5.1	r 5.3	5.4	r 1.4	r 1.5	r 1.3	r 1.5	r 1.9
Singapore	576	610.5	r 171.6	r 165.9	r 145.8	r 178.5	r 180.1	286.3	r 70.8	r 65.3	r 43.5	r 85.3	r 93.7
Sweden	144	2,426.2	r 658.5	r 680.6	r 579.4	r 667.7	r 753.1	2,628.8	r 700.0	r 720.2	r 704.0	r 819.2	r 892.8
Switzerland	146	4,426.5	r 1,164.1	r 1,219.5	r 1,062.4	r 1,212.5	r 1,311.0	4,082.9	r 1,182.7	r 1,003.1	r 875.6	r 1,003.7	r 1,522.4
Taiwan Prov.of China	528	533.6	r 140.3	r 144.4	r 142.4	r 137.5	r 155.1	995.6	r 247.3	r 268.8	r 321.2	r 284.7	r 310.1
United Kingdom	112	22,858.2	r 6,035.7	r 5,424.1	r 4,929.5	r 5,466.7	r 6,227.1	13,640.7	r 3,749.7	r 3,395.3	r 3,291.4	r 3,776.3	r 3,852.1
United States	111	12,575.6	r 3,254.2	r 3,515.9	r 3,569.6	r 3,730.9	r 3,716.8	11,681.6	r 3,219.0	r 2,993.6	r 3,599.8	r 3,294.3	r 3,101.1
Vatican	187	0.1	r 0.0	r 0.0	r 0.0	r 0.0	r 0.0	0.0	r 0.0
Emerg. & Dev. Economies	200	72,167.2	19,095.5	20,219.2	20,897.6	22,777.6	22,514.9	103,150.9	29,395.5	29,122.3	31,964.5	32,222.5	35,063.4
Emerg. & Dev. Asia	505	9,671.4	2,851.0	2,881.1	2,812.5	3,166.0	3,150.5	34,539.6	9,146.8	9,539.3	10,816.3	9,412.8	10,706.1
American Samoa	859	0.7	r 0.1	r 0.6	r 0.3	r 0.4	r 0.7	0.0	r 0.0	r 0.0	r 0.0	r 0.0
Bangladesh	513	126.1	r 27.2	r 33.9	r 68.4	r 35.3	r 39.7	2,270.1	r 626.9	r 601.1	r 724.2	r 574.1	r 721.4
Bhutan	514	0.2	r 0.1	r 0.0	r 0.1	r 0.1	r 0.0	0.0	r 0.4	r 0.2	r 0.7	r 0.9
Brunei Darussalam	516	2.2	r 0.8	r 0.7	r 1.1	r 0.8	r 0.8	0.7	r 0.0	r 0.0	r 0.1
Cambodia	522	11.6	r 5.1	r 5.1	r 5.9	r 6.9	r 5.9	571.2	r 168.1	r 129.6	r 248.9	r 179.6	r 212.8
China,P.R.: Mainland	924	5,399.7	r 1,630.5	r 1,760.3	r 1,630.9	r 1,913.3	r 1,922.3	22,038.8	r 5,594.1	r 5,825.6	r 6,808.6	r 6,017.8	r 6,681.5
Fiji	819	1.7	r 0.5	r 0.7	r 1.2	r 0.6	r 0.4	0.4	r 0.0	r 0.2	r 19.8	r 0.9	r 1.1
F.T. French Polynesia	887	17.8	r 4.0	r 4.6	r 4.6	r 4.8	r 4.8	0.1	r 0.0	r 0.1	r 0.3	r 0.1	r 0.1
F.T. New Caledonia	839	25.6	r 6.5	r 7.8	r 8.3	r 6.6	r 6.5	41.7	r 8.9	r 7.8	r 5.1	r 11.5	r 19.8
Guam	829	2.7	r 0.4	r 0.5	r 0.3	r 0.2	r 0.4	0.1	r 0.0	r 0.0	r 0.0
India	534	1,391.6	r 352.7	r 347.0	r 344.0	r 393.7	r 382.9	3,598.9	r 1,024.6	r 1,102.0	r 1,043.4	r 952.5	r 1,194.9
Indonesia	536	429.3	r 97.7	r 104.5	r 177.7	r 130.7	r 130.6	1,699.8	r 581.6	r 586.0	r 579.9	r 507.3	r 489.1
Kiribati	826	1.4	r 0.0	r 0.0	r 0.0	r 0.0	r 0.0	0.0
Lao People's Dem.Rep	544	2.4	r 0.3	r 0.2	r 0.8	r 1.7	r 1.9	4.0	r 0.8	r 0.7	r 1.7	r 0.7	r 1.3
Malaysia	548	674.7	r 292.7	r 131.2	r 128.3	r 180.1	r 171.4	571.9	r 154.5	r 192.5	r 191.8	r 147.3	r 234.3
Maldives	556	9.3	r 1.2	r 1.4	r 2.2	r 2.9	r 2.7	2.9	r 1.2	r 1.0	r 0.9	r 1.7	r 2.0

Spain (184)

In Millions of U.S. Dollars

		Exports (FOB)						Imports (CIF)					
		2016	2017Q1	2017Q2	2017Q3	2017Q4	2018Q1	2016	2017Q1	2017Q2	2017Q3	2017Q4	2018Q1
Marshall Islands	867	1.8	r 34.2	r 0.5	r 18.7	r 6.0	r 0.7	23.3	r 37.6	r 0.1	r 1.7	r 0.0	r 0.0
Micronesia	868	0.7	r 0.0	r 0.3	r 0.0	r 0.3	r 0.0	0.3	r 0.0	r 0.0	r 0.1	r 0.0
Mongolia	948	8.7	r 2.5	r 2.1	r 2.3	r 1.9	r 2.9	0.6	r 0.2	r 0.1	r 0.1	r 0.1	r 0.2
Myanmar	518	29.0	r 12.5	r 5.1	r 5.2	r 4.8	r 6.4	97.0	r 40.2	r 30.4	r 63.5	r 56.9	r 67.2
Nepal	558	3.7	r 1.1	r 1.8	r 1.6	r 1.2	r 1.2	2.5	r 0.5	r 0.7	r 0.6	r 0.4	r 0.5
Papua New Guinea	853	1.7	r 0.4	r 0.6	r 1.3	r 0.9	r 1.1	88.6	r 33.2	r 34.8	r 24.9	r 40.2	r 28.2
Philippines	566	406.9	r 100.9	r 128.1	r 127.8	r 116.6	r 138.3	181.4	r 58.0	r 71.3	r 62.9	r 65.2	r 66.8
Samoa	862	0.1	r 0.0	r 0.0	r 0.0	r 0.0	r 0.0	0.0	r 0.0
Solomon Islands	813	0.2	r 0.0	r 0.1	r 0.1	r 0.1	r 0.1	2.2	r 0.3	r 0.5	r 1.0	r 0.2
Sri Lanka	524	73.8	r 24.5	r 24.1	r 13.8	r 18.4	r 13.0	86.9	r 18.4	r 18.4	r 19.5	r 16.1	r 18.4
Thailand	578	618.3	r 144.7	r 197.3	r 156.5	r 204.5	r 197.8	994.1	r 236.5	r 268.5	r 274.6	r 243.6	r 252.5
Timor-Leste	537	0.1	r 0.0	r 0.0	r 0.0	r 0.0	r 0.0	0.0
Tonga	866	0.1	r 0.0	r 0.0	r 0.0	r 0.0	r 0.0	r 0.0	r 0.0
Vanuatu	846	0.7	r 0.1	r 0.2	r 0.4	r 0.1	r 0.0	0.1	r 0.2	r 0.0	r 0.2	r 0.0	r 0.0
Vietnam	582	427.7	r 110.0	r 122.1	r 110.4	r 132.7	r 117.7	2,261.2	r 560.8	r 667.5	r 742.5	r 595.8	r 712.8
Asia n.s.	598	1.1	r 0.2	r 0.0	r 0.3	r 0.1	r 0.1	0.7	r 0.0	r 0.0	r 0.0	r 0.0	r 0.0
Europe	170	22,087.1	6,132.4	6,406.2	6,535.8	7,645.2	7,462.9	24,254.9	6,519.5	6,914.5	6,849.9	7,570.5	7,889.6
Emerg. & Dev. Europe	903	18,419.7	5,184.8	5,401.2	5,412.6	6,547.7	6,364.7	17,995.6	4,607.9	4,845.5	5,155.0	5,751.4	5,793.4
Albania	914	99.7	r 23.2	r 37.9	r 23.1	r 29.4	r 27.4	84.6	r 19.9	r 29.8	r 40.1	r 42.6	r 63.2
Bosnia and Herzegovina	963	63.7	r 14.1	r 16.5	r 19.0	r 16.8	r 23.3	28.3	r 6.0	r 6.6	r 5.5	r 9.1	r 7.6
Bulgaria	918	908.3	r 408.8	r 392.8	r 463.5	r 675.6	r 522.6	699.1	r 107.6	r 128.6	r 345.6	r 269.8	r 149.3
Croatia	960	450.0	r 127.1	r 145.5	r 134.8	r 117.9	r 142.5	210.7	r 60.9	r 55.3	r 52.9	r 69.7	r 76.9
Faroe Islands	816	2.1	r 0.5	r 0.6	r 0.4	r 0.6	r 0.7	3.5	r 2.4	r 2.9	r 0.3	r 0.3	r 0.6
Gibraltar	823	686.2	r 319.5	r 266.8	r 238.6	r 499.3	r 339.1	73.8	r 1.7	r 19.5	r 2.7	r 75.0	r 1.3
Hungary	944	1,717.9	r 475.7	r 470.2	r 465.8	r 494.5	r 564.1	2,754.5	r 690.2	r 671.9	r 656.8	r 706.1	r 761.3
Kosovo	967	16.5	r 3.1	r 5.4	r 4.9	r 4.2	r 3.6	0.9	r 0.1	r 0.1	r 0.1	r 0.1	r 0.0
Macedonia, FYR	962	58.6	r 16.3	r 16.2	r 13.0	r 19.1	r 17.4	106.3	r 29.2	r 23.5	r 23.5	r 28.1	r 30.8
Montenegro	943	29.8	r 6.2	r 10.2	r 8.9	r 9.7	r 9.0	0.4	r 0.0	r 0.1	r 0.1	r 0.1	r 0.0
Poland	964	5,583.7	r 1,595.6	r 1,556.8	r 1,533.6	r 1,823.4	r 1,922.1	6,089.7	r 1,559.3	r 1,596.5	r 1,577.9	r 1,954.3	r 1,902.5
Romania	968	2,847.4	r 775.6	r 823.8	r 784.1	r 912.8	r 945.9	2,316.8	r 558.7	r 562.4	r 657.6	r 796.6	r 797.6
Serbia, Republic of	942	221.1	r 65.2	r 67.5	r 69.1	r 76.8	r 88.1	194.4	r 36.5	r 47.1	r 45.1	r 51.0	r 53.5
Turkey	186	5,734.9	r 1,354.0	r 1,591.1	r 1,653.9	r 1,867.7	r 1,758.9	5,432.5	r 1,535.5	r 1,701.2	r 1,746.7	r 1,748.7	r 1,948.9
CIS	901	2,726.5	720.8	779.4	868.8	801.5	831.7	6,201.9	1,895.1	2,050.7	1,678.7	1,799.6	2,076.2
Armenia	911	23.9	r 4.2	r 7.8	r 8.9	r 9.5	r 6.9	110.2	r 37.7	r 44.7	r 37.7	r 22.5	r 26.9
Azerbaijan, Rep. of	912	39.0	r 10.2	r 13.6	r 17.0	r 10.1	r 16.5	559.6	r 115.6	r 75.4	r 68.9	r 156.0	r 194.6
Belarus	913	74.4	r 15.9	r 28.5	r 29.0	r 20.5	r 25.7	25.7	r 5.4	r 7.7	r 6.9	r 9.9	r 9.2
Georgia	915	74.3	r 20.4	r 21.1	r 21.0	r 19.8	r 27.9	46.4	r 5.8	r 15.3	r 6.0	r 16.9	r 8.6
Kazakhstan	916	270.6	r 31.6	r 27.4	r 40.9	r 86.6	r 30.1	795.0	r 415.9	r 469.3	r 467.0	r 386.2	r 534.4
Kyrgyz Republic	917	5.9	r 1.1	r 1.6	r 1.6	r 1.5	r 0.9	0.1	r 0.1	r 0.1	r 0.0	r 0.0	r 0.1
Moldova	921	30.0	r 7.7	r 7.5	r 7.4	r 8.7	r 11.1	34.4	r 10.4	r 6.6	r 7.4	r 20.0	r 20.0
Russian Federation	922	1,770.4	r 496.7	r 523.0	r 608.8	r 536.0	r 587.9	3,416.3	r 838.6	r 1,018.7	r 745.4	r 953.8	r 709.7
Tajikistan	923	3.6	r 0.1	r 0.3	r 0.2	r 0.8	r 0.3	0.0	r 0.1	r 0.0	r 0.0
Turkmenistan	925	20.1	r 3.1	r 2.4	r 1.4	r 1.0	r 0.9	3.6	r 0.2	r 12.8	r 0.6	r 0.0	r 0.2
Ukraine	926	334.5	r 100.9	r 116.3	r 124.2	r 100.0	r 114.5	1,204.0	r 463.4	r 398.9	r 335.9	r 231.6	r 570.8
Uzbekistan	927	79.9	r 28.8	r 30.1	r 8.3	r 6.9	r 9.1	6.7	r 2.0	r 1.1	r 2.9	r 2.6	r 1.7
Europe n.s.	884	940.8	r 226.9	r 225.6	r 254.4	r 296.0	r 266.5	57.4	r 16.5	r 18.3	r 16.3	r 19.5	r 20.1
Mid East, N Africa, Pak	440	22,174.8	5,438.0	5,682.3	5,872.2	6,365.3	6,431.8	21,409.7	6,656.7	6,127.2	6,178.1	7,672.9	8,658.5
Afghanistan, I.R. of	512	5.0	r 0.9	r 2.2	r 2.3	r 3.9	r 2.4	0.4	r 0.1	r 0.1	r 0.1	r 0.5	r 0.1
Algeria	612	3,314.0	r 681.7	r 754.5	r 749.7	r 830.6	r 880.8	5,000.3	r 1,534.4	r 1,311.6	r 895.7	r 1,412.5	r 1,604.0
Bahrain, Kingdom of	419	143.0	r 31.7	r 41.3	r 35.1	r 30.5	r 57.5	89.9	r 25.7	r 27.3	r 21.4	r 34.5	r 23.5
Djibouti	611	43.4	r 17.3	r 18.9	r 15.5	r 12.6	r 4.8	6.2	r 1.1	r 0.0
Egypt	469	1,534.4	r 272.6	r 334.2	r 395.6	r 388.7	r 378.1	895.0	r 380.5	r 288.7	r 245.6	r 339.5	r 327.4
Iran, I.R. of	429	397.1	r 102.2	r 102.9	r 102.0	r 193.4	r 188.6	968.4	r 348.8	r 299.7	r 423.1	r 673.9	r 709.5
Iraq	433	176.9	r 33.4	r 44.0	r 64.1	r 73.9	r 48.1	1,393.4	r 383.6	r 379.0	r 365.1	r 289.8	r 472.6
Jordan	439	484.0	r 115.2	r 74.9	r 146.0	r 147.6	r 85.4	33.3	r 8.3	r 10.2	r 15.8	r 6.8	r 14.7
Kuwait	443	393.2	r 124.3	r 102.2	r 100.9	r 132.4	r 130.3	65.0	r 11.2	r 27.8	r 16.1	r 39.7	r 13.2
Lebanon	446	527.4	r 134.0	r 143.8	r 140.2	r 174.2	r 133.7	30.0	r 12.0	r 12.3	r 13.1	r 12.6	r 20.2
Libya	672	378.9	r 100.2	r 201.2	r 189.3	r 125.5	r 112.4	941.8	r 334.8	r 497.1	r 649.3	r 1,019.4	r 1,272.8
Mauritania	682	126.5	r 46.2	r 40.0	r 47.0	r 41.0	r 34.7	206.9	r 73.8	r 69.8	r 78.6	r 81.0	r 95.7
Morocco	686	7,857.6	r 2,086.2	r 2,218.8	r 2,304.3	r 2,414.1	r 2,594.5	6,166.0	r 1,939.4	r 1,677.7	r 1,525.5	r 1,857.4	r 2,081.3

Spain (184)

In Millions of U.S. Dollars

		Exports (FOB)						Imports (CIF)					
		2016	2017Q1	2017Q2	2017Q3	2017Q4	2018Q1	2016	2017Q1	2017Q2	2017Q3	2017Q4	2018Q1
Oman	449	472.7	r 65.0	r 58.4	r 65.8	r 104.5	r 65.2	24.9	r 3.9	r 7.9	r 13.5	r 14.8	r 12.4
Pakistan	564	270.9	r 65.6	r 70.4	r 52.7	r 86.4	r 72.4	872.1	r 237.7	r 214.6	r 289.0	r 248.9	r 270.5
Qatar	453	378.1	r 97.8	r 111.0	r 119.7	r 137.0	r 151.5	567.0	r 139.1	r 159.0	r 333.6	r 232.6	r 175.2
Saudi Arabia	456	2,619.3	r 637.1	r 586.1	r 647.6	r 682.5	r 712.2	3,335.2	r 991.9	r 945.3	r 1,053.3	r 1,184.1	r 1,256.7
Somalia	726	10.8	r 2.2	r 3.6	r 2.8	r 4.4	r 1.5	0.5	r 0.0	r 0.0
Sudan	732	38.2	r 7.7	r 8.5	r 9.0	r 8.8	r 9.0	1.0	r 0.7	r 0.6	r 4.6	r 8.3	r 0.3
Syrian Arab Republic	463	43.7	r 9.0	r 9.1	r 13.0	r 17.6	r 24.2	24.5	r 7.5	r 16.2	r 8.4	r 21.4	r 16.8
Tunisia	744	961.7	r 230.6	r 243.7	r 221.1	r 275.6	r 271.4	402.7	r 92.5	r 102.3	r 106.6	r 124.7	r 147.2
United Arab Emirates	466	1,941.5	r 564.0	r 495.7	r 434.1	r 466.7	r 463.5	381.9	r 128.6	r 78.4	r 117.6	r 65.4	r 138.2
West Bank and Gaza	487	31.0	r 6.4	r 8.4	r 6.5	r 4.2	r 5.1	0.6	r 0.1	r 0.0	r 0.2	r 0.2
Yemen, Republic of	474	25.5	r 6.6	r 8.6	r 7.8	r 9.1	r 4.5	2.5	r 1.2	r 1.5	r 2.3	r 4.9	r 6.0
Sub-Saharan Africa	603	4,007.8	1,042.2	1,178.0	1,225.3	1,112.0	1,116.2	8,092.9	2,601.1	2,310.3	3,034.4	2,307.8	2,755.1
Angola	614	167.3	r 70.7	r 58.6	r 101.2	r 33.4	r 25.2	912.7	r 303.4	r 69.3	r 459.6	r 245.0	r 318.3
Benin	638	54.3	r 9.3	r 14.1	r 16.1	r 11.1	r 17.2	6.0	r 0.1	r 0.1	r 1.8	r 0.7	r 0.0
Botswana	616	4.6	r 3.2	r 2.4	r 1.8	r 0.3	r 5.7	0.1	r 0.0	r 0.0	r 0.0	r 0.0	r 0.0
Burkina Faso	748	60.4	r 16.7	r 16.5	r 19.0	r 19.1	r 17.6	43.6	r 12.6	r 22.5	r 1.2	r 19.5	r 21.4
Burundi	618	0.2	r 0.0	r 0.1	r 0.0	r 0.1	r 0.1	0.0	r 0.1	r 0.0	r 0.0	r 0.0
Cabo Verde	624	94.0	r 24.7	r 19.7	r 20.9	r 36.5	r 35.1	57.6	r 7.9	r 8.7	r 15.3	r 17.2	r 20.9
Cameroon	622	118.0	r 29.5	r 31.5	r 34.9	r 28.8	r 31.9	284.7	r 177.4	r 72.0	r 66.3	r 23.7	r 82.4
Central African Rep.	626	7.0	r 0.7	r 1.3	r 1.4	r 1.2	r 1.8	0.7	r 0.5	r 0.0	r 0.1	r 0.3
Chad	628	7.1	r 0.9	r 1.5	r 4.3	r 2.3	r 1.4	0.1	r 0.0	r 0.0	r 0.2	r 0.0	r 0.0
Comoros	632	4.8	r 0.7	r 1.4	r 1.3	r 0.9	r 1.2	0.4	r 0.0	r 0.0	r 0.0	r 0.0
Congo, Dem. Rep. of	636	26.3	r 4.5	r 6.1	r 7.2	r 7.2	r 5.3	180.9	r 52.5	r 39.3	r 49.4	r 38.3	r 66.3
Congo, Republic of	634	40.6	r 6.1	r 8.8	r 8.2	r 7.3	r 8.6	60.0	r 4.3	r 0.9	r 110.4	r 56.7	r 9.6
Côte d'Ivoire	662	259.0	r 68.1	r 71.3	r 59.5	r 79.3	r 69.1	375.1	r 83.1	r 99.1	r 137.7	r 72.5	r 121.5
Equatorial Guinea	642	260.9	r 39.0	r 40.8	r 43.1	r 52.9	r 49.1	574.5	r 60.3	r 111.4	r 67.8	r 9.7	r 15.3
Eritrea	643	3.0	r 1.3	r 0.4	r 2.5	r 0.3	r 2.6	r 19.0	r 0.0	r 0.0
Ethiopia	644	92.7	r 28.6	r 26.7	r 25.4	r 12.3	r 8.0	8.6	r 3.0	r 4.5	r 4.6	r 3.7	r 4.5
Gabon	646	39.9	r 8.2	r 8.1	r 6.9	r 7.0	r 7.7	143.3	r 57.3	r 15.6	r 75.7	r 19.0	r 16.4
Gambia, The	648	27.8	r 10.0	r 7.3	r 7.2	r 6.3	r 7.2	1.5	r 0.4	r 0.5	r 0.9	r 0.5	r 0.3
Ghana	652	209.7	r 49.1	r 54.1	r 75.3	r 76.9	r 53.5	95.2	r 29.2	r 26.9	r 79.3	r 27.1	r 100.7
Guinea	656	51.7	r 9.9	r 18.8	r 12.3	r 20.1	r 28.6	106.9	r 30.4	r 27.1	r 29.7	r 37.0	r 33.1
Guinea-Bissau	654	16.6	r 2.4	r 2.5	r 4.8	r 3.2	r 1.7	0.1	r 0.0	r 0.0	r 0.0	r 0.6
Kenya	664	87.8	r 23.2	r 27.1	r 18.2	r 22.4	r 22.6	32.8	r 8.7	r 9.7	r 10.9	r 8.4	r 9.5
Lesotho	666	0.3	r 0.0	r 0.0	r 0.0	r 0.4	r 0.0	0.0	r 0.0	r 0.0	r 0.0	r 0.0
Liberia	668	23.7	r 3.0	r 4.7	r 5.2	r 4.6	r 22.9	8.0	r 3.2	r 1.7	r 3.6	r 1.3	r 1.6
Madagascar	674	30.2	r 14.6	r 14.2	r 8.9	r 8.5	r 8.1	75.7	r 14.0	r 19.8	r 23.2	r 18.3	r 16.0
Malawi	676	2.4	r 0.9	r 4.3	r 1.6	r 0.5	r 1.3	6.2	r 1.0	r 1.8	r 2.0	r 2.4	r 1.2
Mali	678	99.7	r 13.7	r 18.0	r 14.5	r 14.2	r 17.6	2.2	r 0.2	r 0.5	r 0.1	r 0.2	r 0.2
Mauritius	684	92.8	r 23.7	r 31.8	r 18.1	r 21.1	r 20.5	84.2	r 20.1	r 23.8	r 31.4	r 26.9	r 24.9
Mozambique	688	27.4	r 5.8	r 8.9	r 8.6	r 7.5	r 22.6	180.4	r 51.4	r 76.8	r 67.2	r 53.3	r 62.9
Namibia	728	30.7	r 6.7	r 12.9	r 17.0	r 26.3	r 21.3	204.5	r 42.6	r 62.9	r 68.6	r 57.4	r 51.8
Niger	692	7.4	r 2.1	r 2.3	r 1.6	r 3.4	r 2.3	2.8	r 0.3	r 1.4	r 0.7	r 0.2	r 1.0
Nigeria	694	240.8	r 51.1	r 98.7	r 101.8	r 71.8	r 77.6	3,479.8	r 1,223.2	r 1,250.1	r 1,314.2	r 1,157.1	r 1,394.5
Rwanda	714	1.5	r 0.7	r 0.9	r 0.5	r 0.5	r 0.2	0.4	r 0.1	r 0.0	r 0.0	r 0.2	r 0.3
São Tomé & Príncipe	716	2.6	r 0.2	r 0.4	r 0.8	r 0.2	r 0.3	2.0	r 0.1	r 0.7	r 0.2	r 0.4	r 0.3
Senegal	722	278.9	r 115.3	r 105.7	r 118.5	r 81.0	r 73.7	99.8	r 33.4	r 38.2	r 32.5	r 34.8	r 34.5
Seychelles	718	111.1	r 32.6	r 28.4	r 32.2	r 21.6	r 19.2	28.9	r 8.3	r 15.8	r 11.4	r 5.8	r 12.9
Sierra Leone	724	12.2	r 4.1	r 4.8	r 4.1	r 6.1	r 7.1	2.4	r 0.0	r 0.2	r 0.2	r 0.0	r 0.3
South Africa	199	1,265.0	r 321.3	r 358.1	r 367.4	r 335.9	r 356.3	920.7	r 313.9	r 272.1	r 338.3	r 333.5	r 311.4
South Sudan, Rep. of	733	3.0	r 0.1	r 0.9	r 0.1	r 0.1	r 0.1	r 0.0
Swaziland	734	3.8	r 0.2	r 0.5	r 0.2	r 0.3	r 0.2	18.1	r 19.6	r 3.4	r 0.2	r 0.3	r 0.0
Tanzania	738	28.0	r 7.6	r 8.4	r 11.3	r 14.4	r 7.3	18.2	r 3.6	r 6.2	r 6.8	r 6.0	r 5.8
Togo	742	81.5	r 24.8	r 46.3	r 24.7	r 52.1	r 44.7	9.6	r 0.1	r 2.1	r 0.9	r 14.8	r 1.0
Uganda	746	20.3	r 2.9	r 3.4	r 6.2	r 3.8	r 4.5	32.1	r 10.1	r 8.3	r 11.0	r 11.2	r 9.1
Zambia	754	6.2	r 1.8	r 2.5	r 4.4	r 4.9	r 3.6	21.8	r 5.1	r 12.3	r 4.1	r 3.1	r 2.5
Zimbabwe	698	3.4	r 2.3	r 2.3	r 6.2	r 4.0	r 3.4	9.7	r 1.3	r 4.2	r 6.9	r 1.5	r 1.9
Africa n.s.	799	1.3	r 0.3	r 0.0	r 0.0	r 0.0	0.4	r 0.0	r 0.1	r 0.1	r 0.1	r 0.0
Western Hemisphere	205	14,226.1	3,631.7	4,071.6	4,451.8	4,489.1	4,353.6	14,853.8	4,471.4	4,231.0	5,085.8	5,258.5	5,054.1
Anguilla	312	0.3	r 0.0	r 0.0	r 0.0	r 0.0	r 0.0	0.0	r 0.0	r 0.0

Spain (184)

In Millions of U.S. Dollars

		Exports (FOB)						Imports (CIF)					
		2016	2017Q1	2017Q2	2017Q3	2017Q4	2018Q1	2016	2017Q1	2017Q2	2017Q3	2017Q4	2018Q1
Antigua and Barbuda	311	4.2	r 0.8	r 0.9	r 2.0	r 18.4	r 0.8	0.1	r 0.0	r 0.1	r 0.0	r 0.0	r 0.0
Argentina	213	941.9	r 267.0	r 286.3	r 443.9	r 468.8	r 432.4	1,678.5	r 396.2	r 315.8	r 531.4	r 543.3	r 335.4
Aruba	314	11.4	r 3.4	r 3.8	r 3.2	r 3.1	r 4.0	0.5	r 0.0	r 0.4	r 0.0	r 0.2	r 0.1
Bahamas, The	313	52.4	r 38.3	r 78.8	r 43.5	r 43.2	r 75.0	8.1	r 5.9	r 0.6	r 0.5	r 0.2	r 0.1
Barbados	316	11.2	r 3.3	r 1.7	r 1.9	r 4.2	r 1.9	1.6	r 0.6	r 0.1	r 0.1	r 0.2	r 0.2
Belize	339	1.3	r 4.7	r 5.9	r 0.7	r 2.0	r 2.3	13.5	r 0.6	r 4.9	r 9.8	r 3.7	r 6.8
Bermuda	319	1.8	r 0.6	r 1.0	r 0.3	r 0.3	r 0.4	0.7	r 0.0	r 0.0	r 0.0	r 0.0	r 0.0
Bolivia	218	101.1	r 29.8	r 40.8	r 47.3	r 47.6	r 55.4	116.6	r 11.9	r 19.5	r 43.6	r 20.6	r 80.2
Brazil	223	2,486.6	r 636.3	r 673.2	r 832.7	r 690.3	r 719.5	3,055.4	r 904.0	r 1,177.8	r 1,204.2	r 1,177.9	r 1,399.0
Chile	228	1,545.5	r 370.9	r 378.4	r 390.5	r 403.5	r 428.6	1,533.9	r 450.4	r 426.8	r 533.0	r 685.7	r 526.5
Colombia	233	974.3	r 259.4	r 286.6	r 256.5	r 294.4	r 280.8	1,119.7	r 346.6	r 266.8	r 266.7	r 204.1	r 166.5
Costa Rica	238	199.2	r 53.7	r 64.1	r 57.3	r 69.0	r 59.0	204.8	r 50.6	r 58.8	r 52.1	r 63.1	r 53.8
Curacao	354	12.2	r 4.8	r 2.6	r 3.0	r 2.7	r 4.0	51.6	r 4.8	r 6.8	r 8.9	r 4.5	r 6.5
Dominica	321	0.3	r 0.1	r 0.1	r 0.0	r 0.0	r 0.0	0.0	r 0.0	r 0.2	r 0.0	r 0.0
Dominican Republic	243	608.3	r 133.6	r 131.4	r 162.4	r 156.0	r 152.5	109.8	r 22.6	r 27.5	r 28.8	r 32.8	r 28.9
Ecuador	248	384.2	r 117.7	r 144.2	r 153.4	r 166.0	r 130.2	570.7	r 153.7	r 168.1	r 181.0	r 163.9	r 137.0
El Salvador	253	81.5	r 22.5	r 25.9	r 26.2	r 26.5	r 39.6	56.3	r 18.9	r 15.5	r 30.9	r 16.8	r 17.8
Falkland Islands	323	5.2	r 14.9	r 0.6	r 0.2	r 19.1	r 2.8	189.8	r 12.3	r 64.6	r 35.3	r 54.6	r 31.5
Greenland	326	10.0	r 0.0	r 0.0	r 0.1	r 0.2	r 0.0	r 0.0	r 0.0	r 0.0	r 0.1
Grenada	328	0.9	r 0.1	r 0.1	r 0.2	r 0.2	r 0.4	0.0	r 0.0	r 0.0	r 0.0	r 0.0
Guatemala	258	216.7	r 49.5	r 63.3	r 72.3	r 64.6	r 61.2	92.6	r 33.9	r 30.1	r 29.7	r 32.2	r 55.5
Guyana	336	2.9	r 0.4	r 0.4	r 1.0	r 1.2	r 1.3	11.6	r 0.0	r 1.8	r 1.2	r 2.3	r 6.2
Haiti	263	29.5	r 6.0	r 4.4	r 5.8	r 6.9	r 6.0	7.4	r 1.2	r 1.3	r 2.0	r 1.0	r 3.7
Honduras	268	81.1	r 20.7	r 36.8	r 23.8	r 32.8	r 23.8	49.7	r 9.9	r 13.2	r 18.8	r 46.0	r 31.8
Jamaica	343	71.6	r 10.0	r 13.8	r 15.4	r 15.4	r 19.4	1.2	r 0.1	r 0.4	r 0.1	r 0.2	r 0.5
Mexico	273	4,527.4	r 1,067.9	r 1,359.6	r 1,367.6	r 1,401.9	r 1,337.6	3,557.4	r 1,076.9	r 1,000.4	r 1,095.8	r 1,182.4	r 1,365.1
Montserrat	351	0.1	r 0.0	r 0.0	r 0.0	r 0.0	0.0	r 0.0	r 0.0
Nicaragua	278	50.0	r 12.3	r 11.8	r 18.0	r 16.4	r 13.3	60.7	r 13.4	r 5.5	r 19.1	r 22.5	r 13.8
Panama	283	372.5	r 85.0	r 102.3	r 122.5	r 117.0	r 117.4	54.6	r 11.1	r 16.7	r 22.5	r 21.8	r 9.2
Paraguay	288	113.3	r 34.3	r 32.6	r 36.1	r 33.4	r 44.2	166.5	r 28.8	r 16.5	r 99.9	r 90.5	r 39.3
Peru	293	653.4	r 278.2	r 221.7	r 264.8	r 240.1	r 222.4	1,615.0	r 636.5	r 490.6	r 671.9	r 698.7	r 621.0
Sint Maarten	352	5.4	r 1.2	r 0.9	r 0.7	r 0.9	r 1.2	0.5	r 0.0	r 0.5	r 0.0	r 0.0	r 0.0
St. Kitts and Nevis	361	4.0	r 1.1	r 0.0	r 0.1	r 0.4	r 0.0	0.4	r 0.2	r 0.0	r 0.0	r 0.0	r 0.0
St. Lucia	362	19.8	r 1.5	r 0.5	r 0.4	r 1.4	r 0.6	0.0	r 0.0	r 0.1	r 0.1	r 0.0	r 0.0
St. Vincent & Grens.	364	0.8	r 0.2	r 0.0	r 0.1	r 0.1	r 0.1	1.5	r 0.0	r 0.0	r 0.3	r 0.0	r 0.0
Suriname	366	9.6	r 1.6	r 2.4	r 1.6	r 2.8	r 2.5	0.7	r 0.1	r 0.6	r 0.0	r 0.0	r 0.3
Trinidad and Tobago	369	34.0	r 4.8	r 6.0	r 7.5	r 9.8	r 6.8	142.8	r 67.2	r 27.5	r 32.0	r 98.8	r 58.9
Uruguay	298	351.4	r 62.9	r 64.4	r 57.4	r 66.2	r 58.5	101.7	r 26.3	r 26.1	r 29.2	r 30.0	r 18.9
Venezuela, Rep. Bol.	299	238.9	r 28.0	r 23.1	r 30.1	r 42.8	r 45.1	276.3	r 185.4	r 44.8	r 136.9	r 60.1	r 39.3
Western Hem. n.s.	399	9.9	r 4.3	r 1.2	r 1.4	r 19.3	r 2.3	1.5	r 1.3	r 0.7	r 0.1	r 0.1	r 0.1
Other Countries n.i.e	910	1,004.7	202.2	233.3	253.5	331.1	245.9	146.0	63.6	32.7	56.4	39.5	32.7
Cuba	928	1,003.9	r 202.2	r 232.9	r 253.2	r 330.8	r 245.4	145.7	r 63.4	r 32.7	r 56.1	r 39.5	r 32.6
Korea, Dem. People's Rep.	954	0.8	r 0.0	r 0.5	r 0.2	r 0.3	r 0.5	0.3	r 0.2	r 0.0	r 0.3	r 0.0	r 0.0
Special Categories	899	4,832.2	r 1,337.7	r 1,432.8	r 1,545.7	r 1,817.3	r 1,709.9	0.0	r 0.0	r 0.0	r 0.1	r 0.0
Countries & Areas n.s.	898	1,856.7	r 417.8	r 522.3	r 532.3	r 533.7	r 484.4	21.3	r 4.0	r 5.3	r 39.0	r 4.7	r 5.2
Memorandum Items													
Africa	605	16,357.1	4,114.2	4,465.0	4,574.6	4,699.1	4,912.7	19,876.6	6,242.8	5,472.4	5,645.3	5,791.7	6,683.6
Middle East	405	9,546.7	2,299.5	2,321.7	2,467.8	2,687.8	2,560.4	8,753.4	2,777.1	2,750.4	3,278.1	3,939.6	4,459.4
European Union	998	191,472.5	51,915.1	52,309.7	49,198.4	55,694.3	59,697.8	192,355.2	50,281.1	51,385.1	50,607.9	57,983.2	59,031.5
Export earnings: fuel	080	14,834.8	3,602.3	3,791.2	3,945.7	4,156.2	4,139.0	24,942.3	7,686.5	7,284.8	7,860.8	8,502.7	9,358.8
Export earnings: nonfuel	092	275,146.4	73,798.7	75,816.8	73,288.3	81,664.1	85,240.3	285,978.9	77,491.2	77,783.8	79,477.8	86,100.9	89,716.2

Sri Lanka (524)

In Millions of U.S. Dollars

		Exports (FOB)						Imports (CIF)					
		2016	2017Q1	2017Q2	2017Q3	2017Q4	2018Q1	2016	2017Q1	2017Q2	2017Q3	2017Q4	2018Q1
IFS World		10,309.7	2,774.3	2,623.2	3,026.6	2,936.0	19,182.8	5,279.4	4,869.6	5,114.7	5,716.1
World	001	10,046.0	2,725.8	2,592.6	2,970.2	2,875.8	3,541.5	19,238.6	5,231.7	4,836.9	5,031.1	5,648.3	5,484.0
Advanced Economies	110	6,952.2	1,813.2	1,740.7	1,980.3	1,923.6	2,401.2	6,591.6	1,691.3	1,598.1	1,740.4	1,820.8	1,698.1
Euro Area	163	1,860.7	471.5	465.1	563.9	559.6	730.2	1,302.5	295.1	299.5	316.5	340.2	339.1
Austria	122	26.0	r 6.6	r 6.5	r 8.1	r 7.1	r 8.8	100.3	r 21.1	r 10.5	r 16.7	r 18.8	r 15.8
Belgium	124	337.9	r 82.0	r 82.3	r 90.2	r 92.2	r 117.2	69.9	r 16.1	r 19.4	r 16.6	r 25.4	r 30.7
Cyprus	423	1.1	r 1.7	r 0.3	r 0.8	r 0.4	r 0.4	2.8	r 0.4	r 0.4	r 0.6	r 0.8	r 1.0
Estonia	939	4.7	r 1.8	r 1.8	r 1.1	r 1.7	r 2.3	5.8	r 2.0	r 1.0	r 0.3	r 0.6	r 0.8
Finland	172	14.9	r 4.7	r 3.7	r 4.8	r 3.0	r 3.0	15.0	r 3.0	r 2.6	r 2.2	r 3.0	r 3.3
France	132	156.8	r 38.6	r 51.0	r 47.3	r 53.9	r 82.3	147.8	r 42.5	r 33.6	r 33.2	r 50.7	r 49.9
Germany	134	498.4	r 124.5	r 117.0	r 147.8	r 149.1	r 192.3	435.4	r 98.3	r 92.6	r 101.9	r 107.8	r 110.3
Greece	174	6.3	r 1.7	r 2.1	r 1.9	r 2.3	r 2.3	7.5	r 2.3	r 1.7	r 1.3	r 0.8	r 0.5
Ireland	178	37.1	r 10.3	r 8.3	r 14.8	r 9.9	r 9.8	17.8	r 4.9	r 4.3	r 4.2	r 5.3	r 5.5
Italy	136	428.0	r 112.4	r 117.3	r 152.9	r 146.8	r 172.1	276.1	r 63.6	r 73.9	r 86.3	r 81.0	r 78.0
Latvia	941	6.0	r 1.6	r 1.1	r 2.1	r 2.1	r 3.0	0.8	r 0.2	r 0.1	r 0.2	r 0.2	r 0.1
Lithuania	946	4.0	r 0.9	r 0.8	r 1.2	r 1.1	r 1.8	1.6	r 0.1	r 0.4	r 0.7	r 0.6	r 0.4
Luxembourg	137	0.2	r 0.1	r 0.0	r 0.0	r 0.1	r 0.1	1.8	r 0.4	r 0.5	r 0.4	r 0.3	r 0.1
Malta	181	0.5	r 0.1	r 0.2	r 0.1	r 0.1	r 0.0	0.9	r 0.2	r 0.4	r 0.4	r 0.2	r 0.1
Netherlands	138	207.8	r 52.8	r 44.5	r 61.8	r 61.3	r 88.6	113.6	r 14.0	r 18.8	r 21.4	r 23.4	r 26.6
Portugal	182	8.3	r 2.5	r 2.8	r 2.4	r 2.4	r 3.0	7.8	r 1.4	r 2.3	r 2.5	r 1.9	r 2.3
Slovak Republic	936	36.7	r 8.8	r 7.5	r 6.1	r 5.9	r 8.0	15.6	r 3.8	r 5.4	r 4.4	r 3.2	r 0.8
Slovenia	961	3.9	r 1.8	r 0.9	r 0.7	r 1.7	r 2.1	4.7	r 0.8	r 1.0	r 1.9	r 1.0	r 0.8
Spain	184	82.2	r 18.7	r 17.2	r 19.6	r 18.6	r 32.9	77.4	r 20.0	r 30.6	r 21.4	r 15.4	r 12.2
Australia	193	164.9	r 46.2	r 43.9	r 52.3	r 46.0	r 56.4	196.6	r 68.1	r 66.2	r 63.3	r 49.0	r 59.3
Canada	156	179.1	r 49.7	r 47.5	r 57.9	r 53.8	r 75.5	252.2	r 51.2	r 41.1	r 77.4	r 57.4	r 59.5
China,P.R.: Hong Kong	532	130.5	r 41.2	r 50.2	r 54.5	r 37.7	r 40.0	466.2	r 99.9	r 101.6	r 104.5	r 115.9	r 86.0
China,P.R.: Macao	546	0.5	r 0.2	r 0.2	r 0.1	r 0.2	r 0.0	1.0	r 0.0	r 0.3	r 0.1	r 0.1	r 0.0
Czech Republic	935	15.4	r 4.3	r 4.2	r 4.5	r 3.9	r 5.0	13.1	r 4.6	r 3.7	r 3.0	r 2.9	r 2.7
Denmark	128	26.1	r 9.5	r 8.2	r 9.9	r 8.8	r 11.7	60.7	r 13.1	r 10.5	r 12.0	r 9.3	r 4.6
Iceland	176	0.3	r 0.1	r 0.0	r 0.1	r 0.1	r 0.1	0.1	r 0.0	r 0.0	r 0.0	r 0.0	r 0.0
Israel	436	93.4	r 17.4	r 17.5	r 20.0	r 24.0	r 26.7	80.7	r 12.1	r 11.6	r 14.8	r 27.8	r 30.6
Japan	158	200.0	r 56.9	r 48.8	r 50.1	r 51.2	r 61.7	951.1	r 264.7	r 243.0	r 254.5	r 276.3	r 302.6
Korea, Republic of	542	68.8	r 17.2	r 16.1	r 14.5	r 14.9	r 20.9	324.9	r 80.1	r 75.0	r 96.9	r 84.9	r 76.6
New Zealand	196	23.6	r 6.2	r 6.5	r 7.5	r 7.7	r 10.1	196.0	r 71.7	r 71.9	r 59.9	r 83.4	r 63.3
Norway	142	20.8	r 4.6	r 5.5	r 5.1	r 4.5	r 5.7	13.4	r 2.7	r 2.5	r 2.1	r 2.3	r 1.1
San Marino	135	0.3	r 0.1	r 0.2	r 0.1	r 0.1	r 0.1
Singapore	576	107.8	r 20.7	r 100.5	r 27.1	r 43.1	r 83.6	1,030.7	r 336.3	r 279.7	r 359.9	r 316.9	r 301.5
Sweden	144	68.7	r 17.7	r 17.5	r 22.2	r 21.0	r 28.6	64.7	r 18.5	r 18.0	r 14.1	r 15.0	r 15.5
Switzerland	146	100.4	r 26.6	r 22.4	r 27.3	r 24.7	r 23.7	274.2	r 56.5	r 72.9	r 70.5	r 103.8	r 85.5
Taiwan Prov.of China	528	38.5	r 12.8	r 10.8	r 12.3	r 13.2	r 15.7	496.1	r 123.8	r 119.2	r 119.9	r 119.2	r 109.9
United Kingdom	112	1,043.8	r 273.4	r 237.7	r 295.7	r 228.3	r 270.6	327.7	r 67.3	r 62.7	r 62.7	r 75.2	r 66.1
United States	111	2,808.6	r 736.9	r 638.1	r 755.3	r 781.1	r 935.0	539.3	r 125.6	r 118.6	r 108.3	r 141.2	r 93.9
Vatican	187	0.1	r 0.0	0.0	r 0.0	r 0.0
Emerg. & Dev. Economies	200	3,065.8	911.9	850.9	988.5	951.2	1,139.8	12,625.9	3,535.9	3,233.2	3,286.1	3,822.2	3,778.1
Emerg. & Dev. Asia	505	1,188.1	375.3	321.3	385.7	372.2	485.7	10,096.9	2,680.7	2,526.1	2,546.6	2,833.5	2,678.0
American Samoa	859	0.0	1.7	r 0.1	r 0.1	r 0.0	r 0.0	r 0.0
Bangladesh	513	112.3	r 34.8	r 29.2	r 28.3	r 30.1	r 41.6	29.4	r 16.4	r 8.0	r 9.2	r 10.1	r 9.0
Bhutan	514	0.0	r 0.0	r 0.0	r 0.3	r 0.0	0.0	r 0.0	r 0.0
Brunei Darussalam	516	0.1	r 0.0	r 0.0	r 0.0	r 0.1	r 0.0	0.1	r 0.0	r 0.0	r 0.0
Cambodia	522	5.9	r 1.4	r 1.0	r 1.3	r 1.1	r 1.0	6.8	r 0.2	r 0.2	r 0.4	r 0.1	r 0.1
China,P.R.: Mainland	924	195.9	r 61.5	r 50.5	r 58.9	r 61.6	r 88.8	4,270.2	r 1,014.6	r 919.0	r 979.3	r 1,036.9	r 1,007.3
Fiji	819	3.3	r 0.8	r 0.7	r 0.8	r 0.8	r 0.6	2.3	r 0.1	r 0.3	r 0.2	r 0.2	r 0.3
F.T. French Polynesia	887	0.4	r 0.1	r 0.1	r 0.1	r 0.1	r 0.2	r 0.0	r 0.0
F.T. New Caledonia	839	0.2	r 0.1	r 0.0	r 0.0	r 0.1	r 0.1	0.0	r 0.7	r 0.0
India	534	550.9	r 172.3	r 149.8	r 187.9	r 179.3	r 229.7	3,826.4	r 1,115.4	r 1,085.9	r 1,030.9	r 1,263.7	r 1,213.8
Indonesia	536	39.2	r 10.8	r 11.0	r 11.4	r 12.0	r 14.1	379.3	r 88.4	r 92.0	r 88.2	r 102.4	r 80.0
Kiribati	826	0.1	r 0.0	r 0.1	r 0.0	r 0.1
Lao People's Dem.Rep	544	2.1	r 0.2	r 0.0	r 0.0	r 0.0	7.6	r 0.0	r 0.2	r 0.0
Malaysia	548	33.1	r 12.0	r 12.7	r 18.3	r 8.6	r 9.7	641.5	r 171.8	r 167.3	r 162.1	r 140.3	r 117.5
Maldives	556	95.2	r 32.7	r 24.0	r 23.1	r 27.8	r 31.5	85.8	r 40.0	r 32.8	r 38.8	r 51.8	r 47.6

Sri Lanka (524)

In Millions of U.S. Dollars

		Exports (FOB)						Imports (CIF)					
		2016	2017Q1	2017Q2	2017Q3	2017Q4	2018Q1	2016	2017Q1	2017Q2	2017Q3	2017Q4	2018Q1
Mongolia	948	1.1	r 0.4	r 0.2	r 0.4	r 0.3	r 0.5	2.1	r 2.7	r 1.7	r 1.8	r 1.2	r 0.6
Myanmar	518	1.2	r 0.2	r 0.3	r 0.5	r 0.9	r 0.4	31.9	r 24.7	r 12.0	r 20.2	r 23.1	r 19.0
Nepal	558	1.0	r 0.4	r 0.3	r 0.8	r 0.2	r 0.2	0.2	r 0.0	r 0.0	r 0.0	r 0.0	r 0.0
Papua New Guinea	853	1.0	r 0.2	r 0.4	r 0.4	r 0.3	r 0.2	0.3	r 0.0	r 0.6	r 0.5	r 0.5	r 0.0
Philippines	566	14.8	r 5.3	r 6.3	r 14.9	r 10.6	r 15.9	26.6	r 5.9	r 7.8	r 7.6	r 8.8	r 9.1
Solomon Islands	813	0.0	r 0.1	r 0.0	r 0.1	r 0.3	r 0.0	0.0	r 0.0	r 0.0
Thailand	578	35.3	r 17.5	r 9.6	r 15.5	r 10.0	r 13.0	514.6	r 133.6	r 126.3	r 139.1	r 119.6	r 110.6
Timor-Leste	537	0.1	0.0	r 0.0	r 0.0
Vanuatu	846	0.0	r 0.0	0.1
Vietnam	582	94.6	r 24.4	r 24.9	r 22.3	r 28.2	r 38.0	269.8	r 66.0	r 72.0	r 68.0	r 74.9	r 63.3
Asia n.s.	598	0.0	r 0.0	0.2	r 0.0	r 0.0	r 0.1	r 0.0	r 0.1
Europe	170	521.5	147.5	165.1	186.8	169.1	179.7	412.2	147.8	112.7	98.4	134.8	107.1
Emerg. & Dev. Europe	903	243.9	71.0	84.8	98.0	88.4	90.5	122.3	30.2	29.8	40.0	58.2	55.4
Albania	914	6.3	r 2.5	r 1.7	r 2.5	r 2.7	r 1.6	0.1	r 0.0	r 0.0	r 0.1	r 0.0
Bosnia and Herzegovina	963	3.6	r 0.6	r 1.3	r 1.5	r 0.5	r 0.8	0.2	r 0.0	r 0.2	r 0.3	r 0.1	r 0.1
Bulgaria	918	2.0	r 0.7	r 0.7	r 0.5	r 0.6	r 0.4	6.2	r 1.5	r 1.1	r 1.8	r 3.5	r 3.3
Croatia	960	1.6	r 0.3	r 0.3	r 0.2	r 0.3	r 0.5	0.8	r 0.1	r 0.1	r 0.1	r 1.0	r 2.7
Gibraltar	823	0.0	r 0.1	r 0.2	r 0.2	r 0.0	0.0	r 0.0	r 0.0	r 0.0	r 0.0
Hungary	944	23.1	r 5.5	r 6.8	r 9.9	r 10.3	r 14.4	11.3	r 1.9	r 1.8	r 0.9	r 2.6	r 3.9
Macedonia, FYR	962	0.6	r 0.2	r 0.1	r 0.2	r 0.2	r 0.1	0.1	r 0.0	r 0.0	r 0.0
Montenegro	943	0.1	r 0.1	r 0.0	r 0.0	r 0.2	0.0	r 0.0	r 0.0
Poland	964	46.3	r 13.8	r 9.0	r 12.4	r 12.3	r 16.4	28.0	r 6.1	r 4.2	r 13.9	r 20.4	r 23.7
Romania	968	9.1	r 2.9	r 2.3	r 2.5	r 2.7	r 4.3	4.4	r 1.3	r 1.4	r 0.3	r 5.5	r 0.4
Serbia, Republic of	942	0.5	r 0.2	r 0.2	r 0.1	r 0.2	r 0.1	2.0	r 0.3	r 0.8	r 0.5	r 1.4	r 2.2
Turkey	186	150.6	r 44.2	r 62.1	r 67.9	r 58.4	r 51.6	69.2	r 18.8	r 20.3	r 22.2	r 23.7	r 19.0
CIS	901	277.5	76.5	80.3	88.8	80.7	89.1	289.2	117.4	82.8	42.5	76.5	51.7
Armenia	911	1.4	r 0.2	r 0.1	r 0.2	r 0.3	r 0.5	0.0
Azerbaijan, Rep. of	912	46.4	r 13.0	r 17.6	r 17.8	r 16.4	r 19.1	0.0	r 0.0	r 0.0
Belarus	913	2.7	r 1.2	r 1.2	r 1.2	r 1.1	r 1.9	19.4	r 3.5	r 2.7	r 6.0	r 5.2	r 4.2
Georgia	915	2.4	r 0.5	r 0.6	r 0.9	r 0.6	r 0.9	0.3	r 0.1	r 0.0	r 0.1	r 0.1	r 0.1
Kazakhstan	916	2.8	r 0.7	r 1.1	r 1.1	r 1.6	r 1.7	7.0	r 2.6	r 3.9	r 1.5	r 0.7	r 1.6
Kyrgyz Republic	917	3.9	r 0.8	r 1.2	r 0.7	r 0.9	r 2.0	0.0	r 0.1	r 0.0
Moldova	921	1.4	r 0.3	r 0.2	r 0.1	r 0.2	r 0.2	0.0	r 0.0	r 0.0	r 0.0	r 0.0	r 0.0
Russian Federation	922	182.0	r 49.8	r 52.3	r 57.5	r 50.2	r 53.4	199.9	r 53.4	r 48.7	r 27.8	r 45.1	r 13.0
Tajikistan	923	0.5	r 0.1	r 0.2	r 0.2	r 0.3	0.1	r 0.0
Turkmenistan	925	0.7	r 0.1	r 0.1	r 0.0	0.0
Ukraine	926	27.7	r 7.9	r 4.9	r 7.7	r 7.5	r 5.9	62.3	r 57.6	r 26.1	r 5.7	r 25.0	r 32.6
Uzbekistan	927	5.6	r 2.1	r 1.1	r 1.2	r 1.6	r 3.3	0.2	r 0.2	r 1.3	r 1.5	r 0.4	r 0.2
Europe n.s.	884	0.2	r 0.1	r 0.0	r 0.1	r 0.0	r 0.0	0.7	r 0.1	r 0.1	r 16.0	r 0.1	r 0.1
Mid East, N Africa, Pak	440	914.6	259.9	254.2	268.0	255.8	307.3	1,649.7	519.5	486.8	567.2	700.5	781.5
Afghanistan, I.R. of	512	0.6	r 0.2	r 0.2	r 0.1	r 0.2	r 0.2	0.0	r 0.0	r 0.0	r 0.1	r 0.0	r 0.0
Algeria	612	0.5	r 0.1	r 0.1	r 0.5	r 0.1	r 0.3	0.0	r 0.0	r 0.3	r 0.6	r 0.0	r 0.1
Bahrain, Kingdom of	419	5.6	r 2.1	r 4.6	r 3.8	r 1.8	r 2.0	14.0	r 3.8	r 3.6	r 4.3	r 4.8	r 5.3
Djibouti	611	0.0	r 0.0	r 0.1	r 0.0	r 0.0	r 0.0	0.5	r 0.2	r 0.1	r 0.1	r 0.1	r 0.1
Egypt	469	37.0	r 5.0	r 4.3	r 7.0	r 5.5	r 5.7	27.6	r 4.6	r 9.5	r 6.0	r 6.5	r 9.8
Iran, I.R. of	429	172.6	r 38.3	r 42.0	r 50.5	r 46.2	r 57.5	7.0	r 2.0	r 2.1	r 2.9	r 3.8	r 5.3
Iraq	433	111.8	r 31.9	r 39.4	r 34.9	r 40.6	r 47.5	0.5	r 0.3	r 0.2	r 0.0	r 0.2	r 0.1
Jordan	439	32.7	r 10.7	r 11.5	r 8.3	r 9.8	r 14.6	2.2	r 0.2	r 0.1	r 0.3	r 0.3	r 0.5
Kuwait	443	28.9	r 8.4	r 9.7	r 6.7	r 8.5	r 5.9	17.2	r 2.7	r 4.5	r 2.7	r 5.3	r 2.9
Lebanon	446	30.9	r 10.3	r 9.2	r 8.8	r 8.5	r 10.4	0.1	r 0.1	r 0.1	r 0.0	r 0.2	r 0.2
Libya	672	46.2	r 15.4	r 11.2	r 17.1	r 8.8	r 7.5	0.0	r 0.0
Mauritania	682	0.9	r 0.2	r 0.3	r 0.3	r 0.2	r 0.3	0.0	r 0.0	r 0.0	r 0.0
Morocco	686	6.9	r 1.9	r 2.4	r 1.4	r 0.9	r 1.2	0.6	r 0.3	r 1.9	r 2.9	r 1.6	r 1.0
Oman	449	5.6	r 2.5	r 3.8	r 2.5	r 3.2	r 4.8	38.4	r 13.7	r 18.5	r 22.1	r 23.1	r 23.9
Pakistan	564	63.8	r 20.8	r 18.2	r 18.9	r 16.1	r 20.1	304.3	r 80.3	r 89.8	r 87.2	r 91.6	r 71.3
Qatar	453	12.1	r 4.4	r 3.0	r 8.4	r 6.9	r 8.7	30.1	r 5.4	r 6.8	r 23.6	r 19.1	r 31.5
Saudi Arabia	456	65.1	r 24.5	r 18.6	r 15.7	r 17.3	r 22.3	135.8	r 26.7	r 39.0	r 26.6	r 47.0	r 31.1
Somalia	726	0.1	r 0.1	r 0.1	r 0.1	0.0	r 0.0	r 0.0	r 0.0
Sudan	732	1.7	r 0.4	r 0.4	r 0.9	r 0.1	0.2	r 0.0	r 0.1	r 0.1
Syrian Arab Republic	463	54.8	r 11.1	r 8.1	r 9.5	r 13.0	r 14.1	0.4	r 0.2	r 2.9	r 0.0	r 0.7

Sri Lanka (524)

In Millions of U.S. Dollars

		Exports (FOB)						Imports (CIF)					
		2016	2017Q1	2017Q2	2017Q3	2017Q4	2018Q1	2016	2017Q1	2017Q2	2017Q3	2017Q4	2018Q1
Tunisia	744	1.9	r 0.3	r 0.2	r 0.3	r 0.5	r 0.4	0.2	r 0.2	r 0.3	r 0.3	r 0.8	r 1.2
United Arab Emirates	466	233.9	r 70.4	r 66.5	r 70.9	r 66.4	r 83.5	1,065.6	r 378.3	r 305.8	r 386.3	r 493.7	r 596.4
Yemen, Republic of	474	1.2	r 0.7	r 0.3	r 1.3	r 1.1	r 0.1	4.9	r 0.5	r 1.1	r 1.0	r 1.5	r 0.8
Sub-Saharan Africa	603	122.4	42.8	34.7	38.9	47.2	46.5	226.3	144.4	52.4	12.7	107.2	137.3
Angola	614	3.6	r 1.2	r 0.1	r 0.7	r 1.1	r 1.4	r 0.0	r 0.1
Benin	638	0.3	r 0.0	r 0.0	r 0.1	r 0.1	r 0.2	0.0
Burkina Faso	748	1.0	r 0.3	r 0.3	r 0.2	r 0.1	r 0.5
Burundi	618	0.0	r 0.2
Cameroon	622	0.4	r 0.0	r 0.1	r 0.1	r 0.1	0.1	r 0.1	r 0.0	r 0.0	r 0.1	r 0.0
Comoros	632	0.8	r 0.4	0.0
Congo, Dem. Rep. of	636	2.4	r 0.6	r 0.4	r 0.3	r 0.5	r 0.5	0.0	r 0.0	r 0.0	r 0.0
Côte d'Ivoire	662	4.9	r 0.9	r 2.7	r 1.2	r 1.1	2.8	r 0.3	r 0.0	r 0.1
Ethiopia	644	3.7	r 1.4	r 2.9	r 2.5	r 2.7	r 0.6	0.9	r 0.1	r 0.3	r 0.1	r 0.1
Gabon	646	0.2	r 0.0	r 0.0	r 0.0	r 0.1	0.0	r 0.0	r 0.0	r 0.0	r 0.0
Gambia, The	648	1.8	r 0.5	r 0.5	r 0.5	r 0.3	r 0.2	r 0.0	r 0.0	r 0.1
Ghana	652	13.4	r 12.4	r 2.8	r 4.4	r 6.7	r 2.7	0.3	r 0.1	r 0.3	r 0.1	r 0.2	r 0.1
Guinea	656	2.7	r 0.5	r 0.8	r 1.0	r 1.8	r 0.5	0.0	r 0.0	r 0.0
Guinea-Bissau	654	0.2	r 0.0	r 0.0	r 0.0	r 0.1	r 0.1	r 0.0
Kenya	664	13.0	r 4.2	r 4.1	r 4.5	r 5.7	r 8.0	3.1	r 1.3	r 1.5	r 1.0	r 1.0	r 1.4
Liberia	668	0.5	r 0.1	r 0.2	r 0.4	r 0.1	0.1	r 0.0	r 0.0
Madagascar	674	0.7	r 0.1	r 0.0	r 0.0	r 0.2	r 0.7	2.4	r 0.2	r 0.2	r 0.8	r 1.5	r 0.5
Malawi	676	0.3	r 0.1	r 0.1	r 0.0	r 0.1	r 0.3	1.0	r 0.1	r 0.3	r 0.8	r 1.1	r 0.0
Mali	678	0.3	r 0.3	r 0.0	r 0.1	r 1.1	r 0.3	0.2	r 0.0	r 0.0	r 0.0	r 0.0	r 0.0
Mauritius	684	2.6	r 0.5	r 0.7	r 0.5	r 0.8	r 1.2	2.2	r 0.1	r 0.1	r 0.0	r 0.0	r 0.1
Mozambique	688	0.6	r 0.1	r 0.1	r 0.3	r 0.3	r 0.2	0.1	r 0.0	r 0.7	r 0.0	r 0.5	r 0.0
Namibia	728	0.1	r 0.0	r 0.0	r 0.0	r 0.0	0.3	r 0.1	r 0.0	r 0.0	r 0.1	r 0.2
Niger	692	0.4	r 0.0	r 0.2	r 0.1	r 0.1	r 0.3	0.1	r 0.0	r 0.0	r 0.0	r 0.1	r 0.0
Nigeria	694	8.0	r 0.6	r 1.0	r 1.0	r 1.3	r 2.0	0.3	r 2.6	r 0.0	r 0.0	r 0.0	r 0.0
Rwanda	714	0.5	r 0.2	r 0.1	r 0.9	r 3.3	r 0.2	0.0	r 0.0
Senegal	722	5.0	r 1.5	r 1.4	r 1.6	r 1.3	r 1.9	0.6	r 0.1	r 0.0	r 0.1	r 0.0
Seychelles	718	4.2	r 1.7	r 0.7	r 0.8	r 0.8	r 0.8	6.4	r 1.5	r 1.4	r 0.9	r 1.0	r 0.8
Sierra Leone	724	4.4	r 0.3	r 0.3	r 1.1	r 0.2	r 0.4	0.0	r 0.0	r 0.0	r 0.0	r 0.0	r 0.0
South Africa	199	32.6	r 8.6	r 10.4	r 10.5	r 12.5	r 20.0	199.4	r 135.9	r 46.0	r 7.9	r 95.6	r 124.4
Swaziland	734	0.9	r 0.7	r 0.6	r 0.5	r 0.3	r 0.3	2.9	r 0.3	r 1.0	r 0.3	r 3.4	r 8.9
Tanzania	738	8.9	r 2.3	r 1.3	r 2.6	r 3.7	r 1.7	1.1	r 1.2	r 0.2	r 0.3	r 0.8	r 0.0
Togo	742	1.4	r 0.3	r 0.1	r 0.3	r 0.1	r 0.1	0.0	r 0.0	r 0.1	r 0.0	r 0.0
Uganda	746	2.0	r 3.0	r 2.5	r 2.4	r 0.5	r 1.1	1.8	r 0.4	r 0.1	r 0.0	r 0.3	r 0.6
Zambia	754	0.4	r 0.0	r 0.1	r 0.1	r 0.2	r 0.2	0.0	r 0.2	r 0.0	r 0.0	r 0.0
Zimbabwe	698	0.2	r 0.0	r 0.0	r 0.0	r 0.1	r 0.0	0.0	r 0.0	r 0.0	r 1.0	r 0.2
Western Hemisphere	205	319.2	86.5	75.6	109.1	107.0	120.6	240.8	43.6	55.2	61.3	46.2	74.1
Anguilla	312	0.3	r 0.0	r 0.0	r 0.0	r 0.0
Antigua and Barbuda	311	0.2	r 0.1	r 0.0	r 0.0	r 0.1	r 0.0	0.0	r 0.0	r 0.1	r 0.0	r 0.0	r 0.0
Argentina	213	9.5	r 2.6	r 2.0	r 2.7	r 2.8	r 4.3	5.9	r 1.5	r 1.3	r 3.1	r 2.7	r 1.8
Barbados	316	0.1	r 0.0	r 0.0	r 0.2	0.0	r 0.0
Belize	339	0.5	r 0.1	r 0.1	r 0.0	r 0.1	0.4	r 0.2	r 0.0	r 0.0
Bolivia	218	6.6	r 0.5	r 1.5	r 2.9	r 2.7	r 1.3	0.3	r 0.0
Brazil	223	44.4	r 14.1	r 10.4	r 14.5	r 14.5	r 17.3	193.0	r 27.7	r 36.2	r 35.7	r 25.7	r 53.1
Chile	228	39.2	r 12.2	r 10.8	r 15.5	r 11.0	r 13.4	15.5	r 1.3	r 1.8	r 1.7	r 1.8	r 1.2
Colombia	233	11.3	r 4.2	r 2.3	r 4.7	r 4.6	r 3.6	0.5	r 0.1	r 0.1	r 0.1	r 0.0	r 0.1
Costa Rica	238	2.5	r 0.6	r 0.6	r 0.8	r 0.6	r 0.4	0.6	r 0.1	r 0.3	r 0.3	r 0.2	r 0.3
Dominican Republic	243	1.4	r 1.3	r 0.3	r 0.4	r 0.1	r 0.0	0.4	r 0.1	r 0.2	r 0.3	r 7.8	r 8.0
Ecuador	248	8.8	r 2.1	r 2.7	r 3.3	r 2.0	r 4.3	8.3	r 1.9	r 1.5	r 2.7	r 2.2	r 3.6
El Salvador	253	1.6	r 0.4	r 0.5	r 0.8	r 1.0	r 2.0	0.0	r 0.0	r 0.0	r 0.6	r 0.0
Grenada	328	0.0	r 0.3	r 0.1	r 0.0
Guatemala	258	4.9	r 1.2	r 1.8	r 3.3	r 3.2	r 3.9	0.1	r 4.8	r 5.7	r 7.9	r 0.6
Guyana	336	0.3	r 0.0	r 0.1	r 0.5	r 0.1	r 0.2	0.0	r 0.0
Haiti	263	0.2	r 0.0	r 0.2	r 0.6	r 0.3	r 0.2	0.0	r 0.0
Honduras	268	2.2	r 0.6	r 0.5	r 0.6	r 0.7	r 1.2	0.4	r 0.6	r 0.5	r 0.0
Jamaica	343	2.6	r 0.4	r 0.5	r 0.6	r 0.7	r 0.9	0.0	r 0.0	r 0.0	r 0.0	r 0.0
Mexico	273	132.2	r 36.5	r 34.0	r 46.4	r 47.5	r 49.3	12.8	r 5.1	r 5.5	r 6.1	r 5.0	r 5.6

Sri Lanka (524)

In Millions of U.S. Dollars

		Exports (FOB)						Imports (CIF)					
		2016	2017Q1	2017Q2	2017Q3	2017Q4	2018Q1	2016	2017Q1	2017Q2	2017Q3	2017Q4	2018Q1
Nicaragua	278	2.0	r 0.5	r 0.5	r 0.6	r 0.6	r 1.5	0.1	r 0.0	r 1.7	r 1.9
Panama	283	8.4	r 2.4	r 2.5	r 2.9	r 2.3	r 3.1	0.2	r 0.0	r 0.0	r 0.0	r 0.1	r 0.1
Paraguay	288	0.1	r 0.0	r 0.1	r 0.1	r 0.1	r 0.0	0.1	r 0.0
Peru	293	19.0	r 5.6	r 3.4	r 6.2	r 10.3	r 11.4	1.3	r 0.3	r 0.1	r 0.1	r 0.0	r 0.0
Suriname	366	0.3	r 0.0	r 0.0	r 0.2	r 0.1	r 0.1	0.0	r 0.0	r 0.0	r 0.0	r 0.1
Trinidad and Tobago	369	2.1	r 0.4	r 0.5	r 0.6	r 0.8	r 1.6	0.0	r 0.0
Uruguay	298	2.5	r 0.5	r 0.5	r 0.6	r 0.6	r 0.4	0.3	r 0.0	r 0.2	r 0.2
Venezuela, Rep. Bol.	299	16.1	r 0.0	r 0.2	r 0.0	r 0.2	0.0	r 0.0	r 0.0	r 0.0	r 0.0
Other Countries n.i.e	910	2.1	0.3	0.7	0.8	0.3	0.2	9.8	1.2	2.6	2.0	3.2	5.7
Korea, Dem. People's Rep.	954	2.1	r 0.3	r 0.7	r 0.8	r 0.3	r 0.2	9.7	r 1.2	r 2.6	r 2.0	r 3.2	r 5.7
Countries & Areas n.s.	898	25.8	r 0.4	r 0.3	r 0.6	r 0.7	r 0.3	11.4	r 3.2	r 2.9	r 2.6	r 2.1	r 2.1
Memorandum Items													
Africa	605	134.5	45.9	38.3	42.3	49.0	48.8	227.9	145.1	55.1	16.7	109.7	139.7
Middle East	405	838.1	235.8	232.3	245.5	237.6	284.7	1,343.8	438.5	394.3	475.9	606.3	707.7
European Union	998	3,097.0	799.6	751.7	921.8	847.8	1,082.3	1,819.4	409.5	403.0	425.1	475.5	462.1
Export earnings: fuel	080	972.2	271.3	278.3	302.3	281.8	328.8	1,530.0	494.0	436.1	502.2	646.7	715.6
Export earnings: nonfuel	092	9,073.8	2,454.5	2,314.4	2,667.9	2,594.0	3,212.7	17,708.6	4,737.7	4,400.8	4,528.9	5,001.6	4,768.4

St. Kitts and Nevis (361)

In Millions of U.S. Dollars

		Exports (FOB)						Imports (CIF)					
		2016	2017Q1	2017Q2	2017Q3	2017Q4	2018Q1	2016	2017Q1	2017Q2	2017Q3	2017Q4	2018Q1
IFS World		51.1	11.8	13.4	11.7	13.3	333.3	78.2	76.5	59.8	94.4
World	001	48.9	9.1	9.7	8.2	11.7	26.0	334.9	65.2	54.2	109.2	82.3	90.1
Advanced Economies	110	28.1	6.6	6.5	5.3	8.3	18.2	269.9	51.3	39.0	92.8	63.8	71.8
Euro Area	163	0.8	0.2	0.0	0.1	0.1	11.8	7.6	1.4	2.9	2.1	2.9	1.3
Austria	122	e 0.0	e 0.0	e 0.0	0.2	r 0.0	r 0.0	r 0.0	r 0.1
Belgium	124	0.2	r 0.1	r 0.1	r 0.1	r 0.1	r 0.2
Finland	172	r 1.9	r 1.4	r 1.7
France	132	0.1	1.0	r 0.2	r 0.2	r 0.1	r 0.4	r 0.3
Germany	134	0.1	r 0.0	r 0.0	r 0.0	r 0.0	r 0.0	3.7	r 0.7	r 0.2	r 0.2	r 0.0	r 0.0
Ireland	178	0.0	r 0.0	r 0.0	r 0.0	r 0.0	r 0.0	0.7	r 0.1	r 0.0	r 0.0	r 0.1	r 0.1
Italy	136	0.0	r 0.0	0.5	r 0.1	r 0.3	r 0.0	r 0.2	r 0.4
Malta	181	e 11.7
Netherlands	138	r 0.0	r 0.0	r 0.0	r 0.0	r 0.0	1.0	r 0.2	r 0.1	r 0.2	r 0.3	r 0.3
Slovak Republic	936	e 0.1	e 0.0	e 0.0	e 0.0	e 0.0	0.0	r 0.0
Spain	184	e 0.4	e 0.1	e 0.0	e 0.0	e 0.0	e 0.0	0.2	r 0.0	r 0.0	r 0.0	r 0.0	r 0.0
Australia	193	r 0.0	r 0.0	r 0.0	r 0.0	0.5	r 0.1	r 0.1	r 0.1	r 0.1
Canada	156	0.1	r 0.0	r 0.0	r 0.0	r 0.0	r 0.0	5.7	r 2.2	r 1.8	r 2.0	r 2.3	r 1.4
China,P.R.: Hong Kong	532	0.5	r 0.3	r 0.3	r 0.3	r 0.3	r 0.3
Czech Republic	935	e 1.3	e 0.4	e 0.4	e 0.3	e 0.4	e 0.4	0.0	r 0.0	r 0.0	r 0.0	r 0.0	r 0.0
Denmark	128	1.2	r 0.2	r 0.1	r 0.2	r 0.2	r 0.3
Israel	436	0.1	r 0.0	r 0.0	r 0.0	r 0.0	r 0.0
Japan	158	13.2	r 2.3	r 1.9	r 1.7	r 2.3	r 1.4
Korea, Republic of	542	3.0	r 0.9	r 0.4	r 0.8	r 0.3	r 18.3
New Zealand	196	0.2	r 0.2
Singapore	576	e 0.1	e 0.0	e 0.0	e 1.6	e 0.0	0.0	r 0.0	r 0.0	r 0.0	r 0.0	r 0.0
Sweden	144	0.4	r 0.0	r 0.0	r 0.0	r 0.4	r 0.0
Switzerland	146	0.0	0.8	r 0.2	r 0.1	r 0.1	r 0.3	r 0.1
Taiwan Prov.of China	528	0.1	r 0.0	r 0.0	r 0.0	r 0.0	r 0.0	1.1	r 0.5	r 0.4	r 0.4	r 0.5	r 0.6
United Kingdom	112	0.3	r 0.1	r 0.0	r 0.0	r 0.1	r 0.1	7.0	r 2.3	r 1.1	r 1.1	r 1.5	r 0.9
United States	111	25.5	r 5.9	r 6.0	r 4.8	r 6.1	r 5.9	228.6	r 40.7	r 29.7	r 84.1	r 52.5	r 46.9
Emerg. & Dev. Economies	200	20.5	2.4	3.0	2.8	3.3	7.7	61.9	13.4	14.6	16.0	17.9	17.6
Emerg. & Dev. Asia	505	0.1	0.0	0.0	0.0	0.1	0.1	14.6	2.7	3.6	5.0	3.3	3.0
China,P.R.: Mainland	924	0.0	r 0.0	r 0.0	r 0.0	r 0.1	r 0.1	4.7	r 1.3	r 2.2	r 3.1	r 1.4	r 1.3
India	534	2.2	r 0.4	r 0.4	r 0.8	r 0.7	r 0.5
Indonesia	536	1.0	r 0.3	r 0.3	r 0.4	r 0.4	r 0.2
Malaysia	548	0.2	r 0.1	r 0.1	r 0.1	r 0.1	r 0.1
Thailand	578	2.6	r 0.5	r 0.5	r 0.5	r 0.5	r 0.6
Vietnam	582	1.0	r 0.0	r 0.0	r 0.0	r 0.0	r 0.0
Asia n.s.	598	2.8	r 0.1	r 0.1	r 0.1	r 0.1	r 0.1
Europe	170	9.4	0.0	0.3	0.1	0.0	3.7	0.9	0.2	0.1	0.3	0.3	0.4
Emerg. & Dev. Europe	903	8.6	0.0	0.0	0.1	0.0	3.7	0.8	0.1	0.0	0.3	0.2	0.4
Hungary	944	e 0.0	0.5	r 0.0	r 0.2	r 0.1	r 0.0
Poland	964	e 8.6	e 0.0	e 0.0	e 0.1	e 0.0	e 3.7	0.0	r 0.0	r 0.0	r 0.0	r 0.0	r 0.0
Turkey	186	0.3	r 0.1	r 0.0	r 0.0	r 0.1	r 0.4
CIS	901	0.8	0.3	0.0	0.0	0.1	0.1	0.0	0.0	0.1	0.0
Russian Federation	922	e 0.0	e 0.0	e 0.0	r 0.1	r 0.0	r 0.0	r 0.0
Ukraine	926	e 0.8	e 0.3	0.1	r 0.0	r 0.0	r 0.0
Mid East, N Africa, Pak	440	0.1	0.0	0.0	0.0	0.7	0.0	0.2	0.1	0.1	0.1	0.1	0.1
Bahrain, Kingdom of	419	e 0.0	e 0.0	e 0.0	e 0.0	e 0.0	0.1
Lebanon	446	0.1	r 0.0	r 0.0	r 0.0	r 0.0	r 0.0
Pakistan	564	e 0.0	e 0.0	e 0.0	e 0.7	0.0	r 0.0	r 0.0	r 0.0	r 0.0	r 0.0
Sub-Saharan Africa	603	0.3	0.1	0.1	0.1	0.1	0.1	0.1	0.0	0.0	0.0	0.0	0.0
Angola	614	e 0.2	e 0.1	e 0.0	e 0.0	e 0.0	e 0.0
South Africa	199	e 0.1	e 0.0	e 0.0	e 0.0	e 0.0	e 0.1	0.0	r 0.0	r 0.0	r 0.0
Western Hemisphere	205	10.8	2.2	2.6	2.6	2.4	3.8	46.0	10.3	10.8	10.6	14.2	14.1
Anguilla	312	0.3	r 0.1	r 0.1	r 0.1	r 0.1	r 0.1	0.3	r 0.1	r 0.1	r 0.1	r 0.1	r 0.1
Antigua and Barbuda	311	1.2	r 0.2	r 0.2	r 0.2	r 0.2	r 0.4	0.5	r 0.1	r 0.1	r 0.1	r 0.2	r 0.2
Argentina	213	0.1	r 0.0	r 0.0	r 0.1
Aruba	314	0.0	0.1	r 0.0	r 0.0	r 0.0	r 0.0	r 0.0
Bahamas, The	313	0.0	r 0.0	r 0.0	r 0.0	r 0.0	r 0.0	0.1	r 0.0	r 0.0	r 0.0	r 0.0	r 0.1

St. Kitts and Nevis (361)

In Millions of U.S. Dollars

		Exports (FOB)						Imports (CIF)					
		2016	2017Q1	2017Q2	2017Q3	2017Q4	2018Q1	2016	2017Q1	2017Q2	2017Q3	2017Q4	2018Q1
Barbados	316	0.9	r 0.0	r 0.0	r 0.3	r 0.0	r 0.0	5.7	r 1.4	r 1.6	r 1.6	r 1.9	r 1.7
Belize	339	0.5	r 0.1	r 0.1	r 0.1	r 0.1	r 0.1	0.1	r 0.0	r 0.0	r 0.0	r 0.0
Brazil	223	2.6	r 0.5	r 0.4	r 1.1	r 0.8	r 0.6
Chile	228	0.0	0.2	r 0.1	r 0.1	r 0.0	r 0.1
Colombia	233	e 0.0	e 0.0	e 0.0	0.4	r 0.1	r 0.1	r 0.1	r 0.3	r 0.1
Costa Rica	238	0.2	r 0.0	r 0.0	r 0.0	r 0.1	r 0.0
Curacao	354	0.0	r 0.0	r 0.0	r 0.0	r 0.0	r 0.0	0.9	r 0.2	r 0.2	r 0.2	r 0.3	r 0.3
Dominica	321	0.7	r 0.2	r 0.2	r 0.2	r 0.2	r 0.3	1.2	r 0.2	r 0.2	r 0.2	r 0.3	r 0.4
Dominican Republic	243	0.0	r 0.0	r 0.0	r 0.0	r 0.0	r 0.0	2.0	r 0.5	r 0.6	r 0.5	r 0.9	r 0.9
El Salvador	253	0.1	r 0.0	r 0.0
Grenada	328	0.4	r 0.1	r 0.1	r 0.1	r 0.1	r 0.2	1.3	r 0.4	r 0.4	r 0.3	r 0.5	r 0.5
Guatemala	258	1.3	r 0.2	r 0.1	r 0.1	r 0.1	r 0.1
Guyana	336	0.4	r 0.1	r 0.1	1.2	r 0.3	r 0.3	r 0.4	r 0.2	r 0.2
Haiti	263	0.1	0.0	r 0.0	r 0.0	r 0.0	r 0.0	r 0.0
Honduras	268	0.1	r 0.0	r 0.0	r 0.0	r 0.0	r 0.1
Jamaica	343	0.0	r 0.0	r 0.0	r 0.0	r 0.0	r 0.1	2.0	r 0.4	r 0.4	r 0.3	r 0.6	r 0.6
Mexico	273	0.8	r 0.3	r 0.5	r 0.3	r 0.5	r 0.2
Montserrat	351	0.3	r 0.1	r 0.1	r 0.0	r 0.1	r 0.1	0.1	r 0.0	r 0.0	r 0.0	r 0.0	r 0.0
Panama	283	0.0	1.0	r 0.3	r 0.4	r 0.4	r 0.4	r 0.3
Peru	293	e 0.0	e 0.0	e 0.0	e 0.0	e 0.0	e 0.0	1.8	r 0.3	r 0.2	r 0.8	r 0.4	r 0.4
Sint Maarten	352	0.1	r 0.0	r 0.0	r 0.0	r 0.0	r 0.0	1.0	r 0.2	r 0.2	r 0.1	r 0.2	r 0.2
St. Lucia	362	1.5	r 0.5	r 0.6	r 0.5	r 0.6	r 0.9	0.9	r 0.2	r 0.3	r 0.2	r 0.3	r 0.4
St. Vincent & Grens.	364	0.4	r 0.1	r 0.1	r 0.1	r 0.1	r 0.2	3.3	r 0.9	r 0.9	r 0.8	r 1.3	r 1.4
Suriname	366	r 0.0	r 0.0	r 0.0	r 0.0	r 0.0	1.3	r 0.1	r 0.1	r 0.1	r 0.1	r 0.1
Trinidad and Tobago	369	2.7	r 0.5	r 0.6	r 0.5	r 0.6	r 0.9	15.1	r 3.1	r 3.3	r 2.7	r 4.5	r 4.9
Venezuela, Rep. Bol.	299	r 0.0	r 0.0	r 0.0	r 0.0	r 0.0	0.0	r 0.1	r 0.1	r 0.1	r 0.1	r 0.1
Western Hem. n.s.	399	1.3	r 0.3	r 0.3	r 0.3	r 0.3	r 0.5	0.1	r 0.0	r 0.0	r 0.0	r 0.0	r 0.0
Other Countries n.i.e	910	0.1	0.0	0.0	0.0	0.0	0.1
Cuba	928	0.1	r 0.0	r 0.0	r 0.0	r 0.0	r 0.1
Special Categories	899	0.3	r 0.1	r 0.1	r 0.1	r 0.1	r 0.1
Countries & Areas n.s.	898	3.0	r 0.5	r 0.5	r 0.4	r 0.6	r 0.7
Memorandum Items													
Africa	605	0.3	0.1	0.1	0.1	0.1	0.1	0.1	0.0	0.0	0.0	0.0	0.0
Middle East	405	0.0	0.0	0.0	0.0	0.0	0.0	0.2	0.1	0.1	0.1	0.1	0.1
European Union	998	10.9	0.7	0.4	0.5	0.5	15.9	16.8	4.0	4.1	3.7	5.1	2.6
Export earnings: fuel	080	2.9	0.6	0.6	0.6	0.6	1.0	15.6	3.5	3.5	2.9	5.0	5.2
Export earnings: nonfuel	092	46.0	8.5	9.0	7.7	11.0	25.1	319.3	61.7	50.6	106.3	77.3	84.9

St. Lucia (362)

In Millions of U.S. Dollars

		Exports (FOB)						Imports (CIF)					
		2016	2017Q1	2017Q2	2017Q3	2017Q4	2018Q1	2016	2017Q1	2017Q2	2017Q3	2017Q4	2018Q1
IFS World		119.7	27.9	38.8	28.5	31.7	654.5	159.2	181.1	153.8	160.9
World	001	109.6	40.9	56.2	43.0	58.0	49.6	669.9	170.4	176.6	196.4	214.8	206.5
Advanced Economies	110	65.1	25.2	42.8	32.2	46.3	40.9	436.1	114.7	109.4	132.4	149.3	108.2
Euro Area	163	3.4	0.4	0.6	0.6	3.5	7.1	47.2	7.2	8.6	11.2	12.7	8.8
Austria	122	0.1	r 0.0	r 0.0	r 0.0	r 0.0	r 0.0
Belgium	124	0.4	2.2	r 0.4	r 0.7	r 1.7	r 0.3	r 1.1
France	132	2.1	r 0.2	r 0.3	r 0.3	r 0.6	r 6.8	8.7	r 1.2	r 2.1	r 2.8	r 2.1	r 2.5
Germany	134	0.3	r 0.0	r 0.0	r 0.0	r 0.0	r 0.0	4.7	r 1.2	r 1.2	r 2.3	r 1.6	r 0.9
Greece	174	0.0	r 0.0	0.1	r 0.0	r 0.0	r 0.0	r 0.0
Ireland	178	0.0	r 0.0	r 0.0	r 0.0	r 0.0	r 0.0	0.4	r 0.0	r 0.0	r 0.1	r 0.0	r 0.1
Italy	136	0.0	r 0.0	r 0.0	r 0.0	r 0.0	2.8	r 0.5	r 0.7	r 0.6	r 0.8	r 0.8
Luxembourg	137	r 0.0	r 0.1	r 0.0	r 0.0
Netherlands	138	0.6	r 0.1	r 0.1	r 0.2	r 2.8	r 0.2	14.4	r 2.7	r 3.3	r 3.4	r 6.8	r 2.8
Portugal	182	0.2	r 0.0	r 0.0	r 0.0	r 0.0
Slovak Republic	936	0.0	r 0.0	r 0.1	r 0.1
Spain	184	0.1	r 0.0	r 0.1	r 0.1	r 0.1	r 0.0	13.4	r 1.1	r 0.3	r 0.3	r 0.9	r 0.4
Australia	193	0.0	r 0.0	r 0.0	r 0.0	r 0.0	1.1	r 0.3	r 0.8	r 0.7	r 0.2	r 0.4
Canada	156	0.5	r 0.1	r 0.2	r 0.2	r 0.1	r 0.0	10.0	r 2.3	r 1.8	r 2.2	r 1.8	r 2.1
China,P.R.: Hong Kong	532	0.1	r 0.0	r 0.0	r 0.0	r 0.0	r 0.0	2.2	r 0.5	r 0.5	r 0.5	r 0.5	r 0.5
Denmark	128	0.1	r 0.0	r 0.0	r 0.0	r 0.0	1.0	r 0.3	r 0.2	r 0.3	r 0.5	r 0.0
Israel	436	0.8	r 0.2	r 0.2	r 0.2	r 0.2	r 0.2
Japan	158	0.0	r 0.0	r 0.0	r 0.0	21.1	r 6.3	r 6.6	r 4.8	r 5.1	r 5.2
Korea, Republic of	542	0.0	r 0.0	r 0.0	r 0.0	r 0.0	2.8	r 0.8	r 0.8	r 0.9	r 0.6	r 1.4
New Zealand	196	3.0	r 0.4	r 1.2	r 1.2	r 0.9	r 1.0
Singapore	576	1.3	r 0.0	r 0.1	r 0.1	r 0.1	r 0.1
Sweden	144	r 0.0	r 0.0	1.3	r 0.0	r 0.2	r 0.2	r 0.0	r 0.0
Switzerland	146	0.1	r 0.0	r 0.0	r 0.1	r 0.0	1.2	r 0.2	r 0.1	r 0.1	r 0.3	r 0.2
Taiwan Prov.of China	528	0.0	r 0.1	r 0.1	r 0.1	r 0.1	r 0.0	1.3	r 0.3	r 0.3	r 0.2	r 0.3	r 0.4
United Kingdom	112	9.0	r 0.8	r 2.7	r 3.7	r 4.1	r 3.3	28.0	r 5.6	r 7.1	r 8.6	r 7.5	r 7.9
United States	111	51.7	r 23.8	r 39.3	r 27.6	r 38.5	r 30.4	313.7	r 90.3	r 80.9	r 100.9	r 118.8	r 79.8
Emerg. & Dev. Economies	200	44.5	15.7	13.3	10.8	11.6	8.7	200.0	47.5	57.9	56.1	57.2	83.8
Emerg. & Dev. Asia	505	6.0	1.5	1.6	1.7	1.6	1.7	22.6	4.9	4.6	5.9	5.3	5.4
China,P.R.: Mainland	924	1.2	r 0.3	r 0.3	r 0.3	r 0.3	r 0.3	13.1	r 2.2	r 2.4	r 4.0	r 2.3	r 2.9
India	534	0.5	r 0.1	r 0.1	r 0.3	r 0.0	r 0.1	3.3	r 1.2	r 0.7	r 0.4	r 1.5	r 1.0
Indonesia	536	0.0	r 0.0	r 0.0	r 0.0	r 0.0	0.3	r 0.0	r 0.1	r 0.1	r 0.1	r 0.0
Malaysia	548	0.1
Maldives	556	e 4.2	e 1.1	e 1.2	e 1.1	e 1.2	e 1.3
Sri Lanka	524	0.1	r 0.0	r 0.0	r 0.0	r 0.1
Thailand	578	0.0	r 0.0	r 0.0	r 0.0	r 0.0	r 0.0	4.8	r 1.2	r 1.2	r 1.2	r 1.2	r 1.2
Vietnam	582	0.1	r 0.0	r 0.0	r 0.0	r 0.0	r 0.0	0.2	r 0.0	r 0.1	r 0.0	r 0.0	r 0.1
Asia n.s.	598	0.6	r 0.2	r 0.2	r 0.1	r 0.2	r 0.3
Europe	170	0.7	0.3	0.2	0.2	0.2	0.2	1.4	0.4	5.5	0.5	0.4	0.4
Emerg. & Dev. Europe	903	0.6	0.3	0.2	0.2	0.2	0.2	1.4	0.4	0.4	0.5	0.4	0.4
Croatia	960	e 0.0	0.1	r 0.0	r 0.0
Hungary	944	e 0.0	e 0.0	0.6	r 0.1	r 0.2	r 0.3	r 0.1	r 0.2
Poland	964	0.0	r 0.0	r 0.1	r 0.0	0.1	r 0.0	r 0.0	r 0.0	r 0.0	r 0.0
Turkey	186	0.6	r 0.3	r 0.1	r 0.2	r 0.1	r 0.2	0.7	r 0.2	r 0.2	r 0.2	r 0.3	r 0.2
CIS	901	0.1	0.0	0.0	0.0	0.0	0.0	0.0	0.0	5.1	0.0	0.0	0.0
Russian Federation	922	0.1	r 0.0	0.0	r 5.1	r 0.0
Mid East, N Africa, Pak	440	0.2	0.1	0.1	0.0	0.0	0.0	0.7	0.1	0.2	0.2	0.1	0.1
Pakistan	564	0.0	r 0.0	r 0.0	r 0.0	r 0.0	r 0.0	0.3	r 0.0	r 0.1	r 0.1	r 0.0	r 0.0
Qatar	453	0.1	r 0.0	r 0.0	r 0.0	r 0.0	r 0.0
Saudi Arabia	456	0.0	r 0.0	r 0.0	r 0.0	r 0.0	r 0.0	0.1	r 0.0	r 0.0	r 0.0	r 0.0	r 0.0
United Arab Emirates	466	0.2	r 0.0	r 0.0	r 0.0	r 0.0	r 0.0	0.1	r 0.0	r 0.0	r 0.0	r 0.0	r 0.0
Sub-Saharan Africa	603	0.1	0.0	0.0	0.0	0.0	0.0	1.5	0.3	0.3	0.2	0.2	0.4
Gabon	646	0.1	r 0.0	r 0.0	r 0.0	r 0.0	r 0.0
South Africa	199	0.0	r 0.0	r 0.0	r 0.0	r 0.0	r 0.0	1.4	r 0.3	r 0.2	r 0.2	r 0.2	r 0.3
Uganda	746	0.1	r 0.0	r 0.0	r 0.0	r 0.0	r 0.0
Western Hemisphere	205	37.5	13.8	11.5	8.8	9.8	6.8	173.8	41.8	47.4	49.4	51.1	77.5
Anguilla	312	0.0	r 0.0	r 0.0	r 0.0	r 0.0	r 0.0	1.3	r 0.3	r 0.4	r 0.3	r 0.3	r 0.6

St. Lucia (362)

In Millions of U.S. Dollars

		Exports (FOB)						Imports (CIF)					
		2016	2017Q1	2017Q2	2017Q3	2017Q4	2018Q1	2016	2017Q1	2017Q2	2017Q3	2017Q4	2018Q1
Antigua and Barbuda	311	1.8	r 0.4	r 0.5	r 0.4	r 0.4	r 0.3	1.1	r 0.2	r 0.3	r 0.2	r 0.3	r 0.5
Argentina	213	0.8	r 0.0	r 0.0	r 0.7	r 0.0	r 0.0
Aruba	314	0.0	r 0.0	r 0.2	r 0.0	r 0.0
Bahamas, The	313	0.4	r 0.1	r 0.1	r 0.1	r 0.1	r 0.1	0.4	r 0.1	r 0.1	r 0.1	r 0.1	r 0.2
Barbados	316	6.6	r 6.3	r 1.3	r 1.4	r 1.1	r 1.1	20.3	r 5.2	r 6.5	r 6.3	r 7.4	r 6.5
Belize	339	1.0	r 0.2	r 0.3	r 0.2	r 0.3	r 0.3	0.1	r 0.0	r 0.0	r 0.0	r 0.0	r 0.1
Bermuda	319	0.1	r 0.0	r 0.0	r 0.0	r 0.0	r 0.0	0.0	r 0.0	r 0.0	r 0.0	r 0.0	r 0.0
Brazil	223	0.0	r 0.0	r 0.0	r 0.0	r 0.0	2.1	r 0.9	r 0.5	r 0.7	r 0.5	r 1.3
Chile	228	0.5	r 0.1	r 0.1	r 0.2	r 0.0	r 0.1
Colombia	233	3.1	r 2.8	r 0.9	r 6.4	r 6.3	r 6.0
Costa Rica	238	2.4	r 0.6	r 1.4	r 0.3	r 0.6	r 0.5
Curacao	354	0.1	r 0.0	r 0.0	r 0.0	r 0.0	r 0.0
Dominica	321	5.5	r 1.3	r 1.7	r 1.2	r 1.2	r 0.8	1.0	r 0.2	r 0.3	r 0.2	r 0.3	r 0.5
Dominican Republic	243	0.0	r 0.0	r 0.0	r 0.0	r 0.0	r 0.0	4.8	r 1.1	r 1.3	r 1.2	r 1.3	r 2.3
Ecuador	248	0.1	r 0.0	r 0.0	r 0.0	r 0.0	r 0.0
Grenada	328	1.4	r 0.3	r 0.4	r 0.3	r 0.3	r 0.2	4.0	r 0.9	r 1.1	r 0.9	r 1.0	r 1.8
Guatemala	258	r 0.0	0.6	r 0.6	r 0.6	r 1.0	r 0.6	r 0.1
Guyana	336	2.7	r 0.8	r 1.0	r 0.6	r 1.2	r 0.8	5.2	r 0.8	r 0.7	r 1.1	r 0.7	r 0.4
Honduras	268	r 0.0	r 0.0	r 0.0	3.0	r 0.7	r 0.7	r 0.7	r 0.5	r 0.7
Jamaica	343	2.2	r 0.5	r 0.7	r 0.5	r 0.6	r 0.4	10.7	r 2.7	r 3.1	r 2.7	r 2.8	r 4.9
Mexico	273	0.1	r 0.0	r 0.0	r 0.0	r 0.0	r 0.0	6.7	r 1.1	r 0.8	r 0.7	r 0.7	r 0.6
Panama	283	1.5	r 0.4	r 0.4	r 0.4	r 0.4	r 0.4	7.3	r 0.0	r 0.1	r 0.5
Peru	293	0.0	r 0.0	r 0.0	r 0.0	r 0.0	r 0.0	2.8	r 0.6	r 0.8	r 0.9	r 0.9	r 1.6
St. Kitts and Nevis	361	1.0	r 0.2	r 0.3	r 0.2	r 0.3	r 0.2	0.9	r 0.2	r 0.3	r 0.2	r 0.2	r 0.4
St. Vincent & Grens.	364	2.0	r 0.5	r 0.6	r 0.5	r 0.5	r 0.3	7.8	r 1.9	r 2.2	r 1.9	r 2.0	r 3.6
Suriname	366	0.2	r 0.0	r 0.1	r 0.0	r 0.0	r 0.0	0.4	r 0.1	r 0.1	r 0.1	r 0.1	r 0.2
Trinidad and Tobago	369	10.1	r 2.5	r 3.6	r 2.6	r 3.0	r 1.9	85.1	r 20.3	r 24.7	r 22.1	r 24.1	r 43.7
Uruguay	298	0.1	r 0.0	r 0.0
Western Hem. n.s.	399	0.8	r 0.2	r 0.3	r 0.2	r 0.2	r 0.1	1.0	r 0.3	r 0.3	r 0.2	r 0.3	r 0.5
Other Countries n.i.e	910	0.0	0.0	0.0	0.0	0.0	0.0	0.1	0.0	0.0	0.0	0.0	0.0
Cuba	928	0.0	r 0.0	r 0.0	r 0.0	r 0.0	r 0.0	0.1	r 0.0	r 0.0	r 0.0	r 0.0	r 0.0
Countries & Areas n.s.	898	33.6	r 8.2	r 9.3	r 7.9	r 8.3	r 14.5
Memorandum Items													
Africa	605	0.1	0.0	0.0	0.0	0.0	0.0	1.6	0.3	0.3	0.2	0.2	0.4
Middle East	405	0.2	0.1	0.1	0.0	0.0	0.0	0.3	0.1	0.1	0.1	0.1	0.1
European Union	998	12.5	1.2	3.2	4.4	7.6	10.4	78.2	13.3	16.4	20.7	20.8	17.0
Export earnings: fuel	080	10.4	2.6	3.7	2.7	3.1	2.0	88.5	23.2	30.8	28.6	30.5	49.8
Export earnings: nonfuel	092	99.2	38.3	52.5	40.3	54.9	47.6	581.4	147.2	145.8	167.8	184.3	156.7

St. Vincent and the Grenadines (364)

In Millions of U.S. Dollars

		Exports (FOB)						Imports (CIF)					
		2016	2017Q1	2017Q2	2017Q3	2017Q4	2018Q1	2016	2017Q1	2017Q2	2017Q3	2017Q4	2018Q1
IFS World		46.7	11.1	9.5	8.4	13.5	334.8	80.3	75.2	77.5	96.9
World	001	52.7	11.0	50.6	10.8	13.4	42.4	336.5	80.3	72.5	88.8	89.4	100.7
Advanced Economies	110	3.9	0.9	1.0	0.5	0.3	1.7	204.9	49.9	46.0	50.6	57.3	63.2
Euro Area	163	0.3	0.0	0.0	0.1	0.0	1.3	20.0	5.9	5.4	11.5	9.5	22.2
Austria	122	0.1	r 0.0	r 0.1	r 0.1	r 0.2
Belgium	124	0.0	1.2	r 0.0	r 0.5	r 0.1	r 0.0	r 0.1
Cyprus	423	e 1.1	0.1	r 0.0	r 0.1	r 0.0	r 0.0	r 2.5
Estonia	939	0.7	r 0.0
France	132	0.2	r 0.0	r 0.0	r 0.1	r 0.0	r 0.0	4.1	r 1.3	r 0.9	r 1.0	r 2.0	r 2.2
Germany	134	0.0	r 0.0	r 0.0	3.3	r 1.1	r 0.7	r 1.1	r 0.8	r 0.4
Greece	174	0.1	r 0.0	r 0.0	r 0.0	r 0.0	r 0.0
Ireland	178	0.0	r 0.0	r 0.0	r 0.0	r 0.0	r 0.0	1.0	r 0.2	r 0.1	r 0.2	r 0.5	r 0.5
Italy	136	0.0	r 0.0	r 0.1	5.7	r 2.1	r 1.9	r 7.5	r 3.1	r 15.2
Netherlands	138	0.1	r 0.0	r 0.0	r 0.0	r 0.0	r 0.0	2.6	r 0.8	r 0.9	r 1.3	r 2.9	r 0.9
Portugal	182	r 0.0	r 0.0	r 0.0	r 0.0	r 0.0	0.1	r 0.0	r 0.0	r 0.0	r 0.0
Spain	184	0.9	r 0.2	r 0.0	r 0.1	r 0.1	r 0.1
Australia	193	0.0	r 0.0	r 0.0	r 0.0	0.8	r 0.6	r 0.4	r 0.1	r 0.1	r 0.1
Canada	156	0.1	r 0.0	r 0.0	r 0.0	r 0.0	r 0.0	5.7	r 1.6	r 1.2	r 1.0	r 1.3	r 0.9
China,P.R.: Hong Kong	532	0.0	0.4	r 0.1	r 0.1	r 0.1	r 0.1	r 0.1
Czech Republic	935	0.0	r 0.0	r 0.0	r 0.1
Denmark	128	r 0.0	r 0.0	2.6	r 0.4	r 0.5	r 0.3	r 0.4	r 0.5
Israel	436	0.2	r 0.0	r 0.0	r 0.0	r 0.0	r 0.0
Japan	158	0.0	12.1	r 2.0	r 2.7	r 1.9	r 2.2	r 3.1
Korea, Republic of	542	0.0	r 0.0	r 0.0	1.2	r 0.2	r 0.3	r 0.2	r 0.5	r 0.3
New Zealand	196	1.8	r 0.5	r 0.6	r 0.6	r 0.3
Singapore	576	0.1	r 0.1	r 0.2	r 0.1	r 0.1	r 0.1
Sweden	144	0.0	0.3	r 0.0	r 0.0	r 0.0	r 0.1	r 0.0
Switzerland	146	0.3	0.3	r 0.0	r 0.1	r 0.3	r 0.0
Taiwan Prov.of China	528	0.0	1.7	r 0.3	r 0.3	r 0.3	r 0.3	r 0.3
United Kingdom	112	1.6	r 0.1	r 0.1	r 0.1	r 0.1	r 0.1	21.1	r 5.3	r 4.9	r 7.2	r 6.8	r 5.2
United States	111	1.6	r 0.8	r 0.9	r 0.3	r 0.2	r 0.3	136.8	r 33.5	r 29.4	r 27.2	r 34.9	r 30.2
Emerg. & Dev. Economies	200	48.8	10.1	49.7	10.2	13.1	40.7	131.5	30.4	26.5	38.2	32.1	37.5
Emerg. & Dev. Asia	505	0.1	0.0	0.0	0.0	0.0	0.2	23.0	3.8	3.4	14.7	4.3	2.3
China,P.R.: Mainland	924	0.0	r 0.0	r 0.0	r 0.0	r 0.0	r 0.0	18.9	r 2.2	r 2.0	r 13.1	r 1.9	r 0.9
India	534	1.1	r 0.2	r 0.7	r 0.7	r 1.1	r 0.2
Indonesia	536	r 0.2	0.6	r 0.8	r 0.1	r 0.1	r 0.4	r 0.1
Malaysia	548	0.3	r 0.2	r 0.2	r 0.2	r 0.2	r 0.2
Thailand	578	r 0.0	r 0.0	r 0.0	r 0.0	1.0	r 0.1	r 0.2	r 0.4	r 0.4	r 0.5
Vietnam	582	0.3	r 0.1	r 0.1	r 0.1	r 0.2	r 0.2
Asia n.s.	598	0.7	r 0.2	r 0.1	r 0.2	r 0.2	r 0.2
Europe	170	8.5	0.0	0.0	2.4	0.6	0.6	1.8	0.9	0.6	0.8	0.8	0.6
Emerg. & Dev. Europe	903	8.5	0.0	2.4	0.6	0.6	1.5	0.9	0.6	0.8	0.7	0.6
Croatia	960	e 0.2	0.0	r 0.0
Hungary	944	0.0	0.1	r 0.1	r 0.0
Poland	964	e 8.1	e 0.0	e 1.5	e 0.6	e 0.6	0.1	r 0.0	r 0.1	r 0.0	r 0.1
Romania	968	0.1	r 0.0	r 0.0	r 0.0
Turkey	186	e 0.2	e 0.8	1.1	r 0.8	r 0.5	r 0.6	r 0.7	r 0.5
CIS	901	0.0	0.0	0.0	0.3	0.0	0.0	0.0	0.0	0.0
Ukraine	926	0.3	r 0.0	r 0.0	r 0.0	r 0.0	r 0.0
Mid East, N Africa, Pak	440	0.0	0.0	40.6	0.0	21.4	0.4	0.1	0.1	0.1	0.1	0.1
Iran, I.R. of	429	0.1	r 0.0	r 0.0	r 0.0	r 0.0	r 0.0
Jordan	439	e 40.6	e 20.6	r 0.0	r 0.0	r 0.0	r 0.0	r 0.0
Morocco	686	r 0.0	r 0.8	0.0	r 0.0	r 0.0	r 0.0	r 0.0	r 0.0
Pakistan	564	e 0.0	0.2	r 0.0	r 0.0	r 0.0	r 0.0	r 0.0
United Arab Emirates	466	0.1	r 0.0	r 0.0	r 0.0	r 0.0	r 0.0
Sub-Saharan Africa	603	0.4	0.0	0.0	0.0	0.0	0.0	0.2	0.0	0.0	0.0	0.1	0.1
Angola	614	e 0.1	e 0.0	e 0.0	e 0.0	e 0.0	e 0.0
Mozambique	688	e 0.2	e 0.0	e 0.0	e 0.0	e 0.0	e 0.0
Uganda	746	0.1	r 0.0	r 0.0	r 0.0	r 0.0	r 0.0

St. Vincent and the Grenadines (364)

In Millions of U.S. Dollars

		Exports (FOB)						Imports (CIF)					
		2016	2017Q1	2017Q2	2017Q3	2017Q4	2018Q1	2016	2017Q1	2017Q2	2017Q3	2017Q4	2018Q1
Western Hemisphere	205	39.8	10.0	9.0	7.8	12.4	18.5	106.2	25.6	22.4	22.6	26.8	34.4
Antigua and Barbuda	311	6.3	r 1.4	r 1.2	r 1.1	r 1.7	r 2.9	0.2	r 0.0	r 0.0	r 0.0	r 0.0	r 0.0
Argentina	213	0.2	r 0.1	r 0.1	r 0.1	r 0.2
Aruba	314	0.1	r 0.0	r 0.0	r 0.0	0.0	r 0.0	r 0.0	r 0.0	r 0.0	r 0.0
Barbados	316	7.4	r 2.0	r 2.0	r 1.6	r 2.3	r 1.8	9.9	r 2.6	r 1.7	r 2.0	r 2.8	r 1.9
Belize	339	1.4	r 0.3	r 0.3	r 0.0	r 0.2	0.4	r 0.3
Brazil	223	2.7	r 0.5	r 0.6	r 0.8	r 1.0	r 0.9
Chile	228	e 0.3	e 0.0	e 0.0	0.9	r 0.0	r 0.2	r 0.3	r 0.3	r 0.5
Colombia	233	3.3	r 0.2	r 0.5	r 0.6	r 1.6	r 1.6
Costa Rica	238	1.5	r 0.3	r 0.5	r 0.4	r 0.1	r 0.0
Curacao	354	0.1	r 0.1	r 0.1	r 0.1	r 0.1	r 0.2	0.3	r 0.1	r 0.1	r 0.1	r 0.1	r 0.1
Dominica	321	3.5	r 1.3	r 1.3	r 1.2	r 2.0	r 3.3	0.3	r 0.1	r 0.1	r 0.1	r 0.1	r 0.1
Dominican Republic	243	0.1	r 0.0	r 0.0	r 0.0	r 0.0	r 0.0	2.8	r 0.7	r 0.7	r 0.7	r 0.9	r 1.2
Ecuador	248	0.3	r 0.1	r 0.1	r 0.1
El Salvador	253	0.1	r 0.0	r 0.0	r 0.0
Grenada	328	1.7	r 0.5	r 0.5	r 0.5	r 0.8	r 1.3	1.1	r 0.4	r 0.4	r 0.5	r 0.6	r 0.7
Guatemala	258	0.7	r 0.2	r 0.2	r 0.3	r 0.2	r 0.1
Guyana	336	0.1	r 0.0	r 0.1	r 0.1	r 0.1	r 0.1	6.2	r 3.5	r 2.7	r 1.0	r 1.0	r 4.6
Honduras	268	0.0	r 0.1	r 0.1	r 0.1
Jamaica	343	0.4	r 0.1	r 0.1	r 0.1	r 0.1	r 0.2	4.1	r 0.7	r 0.5	r 0.5	r 0.7	r 0.9
Mexico	273	3.7	r 0.6	r 0.5	r 0.7	r 0.7	r 0.6
Montserrat	351	0.3	r 0.1	r 0.1	r 0.1	r 0.1	r 0.1
Panama	283	1.4	r 0.6	r 0.2	r 0.4
Peru	293	1.5	r 0.4	r 0.5	r 0.5	r 0.1	r 0.1
Sint Maarten	352	0.0	r 0.0	r 0.0	r 0.0	r 0.0	r 0.0	0.1	r 0.0	r 0.0	r 0.0	r 0.0	r 0.0
St. Kitts and Nevis	361	3.0	r 0.8	r 0.7	r 0.7	r 1.1	r 1.8	0.1	r 0.0	r 0.0	r 0.0	r 0.0	r 0.0
St. Lucia	362	7.5	r 1.8	r 1.5	r 1.4	r 2.2	r 3.7	2.0	r 0.4	r 0.4	r 0.4	r 0.5	r 0.6
Suriname	366	0.2	r 0.0	r 0.0	r 0.0	r 0.0	r 0.0	0.3	r 0.1	r 0.1	r 0.1	r 0.1	r 0.1
Trinidad and Tobago	369	6.8	r 1.3	r 1.1	r 0.9	r 1.5	r 2.7	54.2	r 12.7	r 11.8	r 12.1	r 15.2	r 19.0
Uruguay	298	0.6	r 0.2
Venezuela, Rep. Bol.	299	0.1	r 0.0	r 0.0	r 0.0	r 0.0	r 0.0	7.2	r 1.1	r 0.7	r 0.5	r 0.6	r 0.9
Western Hem. n.s.	399	0.8	r 0.2	r 0.2	r 0.2	r 0.2	r 0.4	0.1	r 0.0	r 0.0	r 0.0	r 0.0	r 0.0
Memorandum Items													
Africa	605	0.4	0.0	0.0	0.0	0.0	0.8	0.2	0.1	0.1	0.1	0.1	0.1
Middle East	405	0.0	40.6	20.6	0.2	0.0	0.0	0.0	0.0	0.1
European Union	998	10.2	0.1	0.1	1.8	0.7	1.9	44.4	11.7	10.9	19.2	17.0	28.0
Export earnings: fuel	080	7.0	1.3	1.1	1.0	1.6	2.7	65.3	14.1	13.0	13.4	17.6	21.8
Export earnings: nonfuel	092	45.7	9.6	49.5	9.8	11.8	39.7	271.2	66.2	59.5	75.4	71.8	78.9

Sudan (732)

In Millions of U.S. Dollars

		Exports (FOB)						Imports (CIF)					
		2016	2017Q1	2017Q2	2017Q3	2017Q4	2018Q1	2016	2017Q1	2017Q2	2017Q3	2017Q4	2018Q1
IFS World		3,093.6	1,080.4	1,069.2	874.8	1,036.7	8,323.4	2,027.8	2,036.5	2,283.5	2,815.2
World	001	2,598.7	1,080.4	1,108.0	874.8	1,037.2	2,949.3	5,662.3	2,027.8	2,036.5	2,283.5	2,815.2	2,858.3
Advanced Economies	110	148.5	226.7	186.3	122.2	252.8	835.6	1,453.5	804.6	747.3	945.5	1,229.1	1,263.7
Euro Area	163	105.3	21.5	34.6	40.2	29.9	66.5	558.1	130.5	112.1	211.7	219.8	249.1
Austria	122	4.3	r 1.7	r 5.6	r 2.4	r 3.0	r 5.4
Belgium	124	r 0.7	r 0.8	r 0.9	r 0.3	r 1.4	r 5.3	r 3.7	r 6.3	r 5.0	r 4.6
Cyprus	423	5.3	r 3.1	r 3.4	r 2.8	r 3.0	r 2.5
Finland	172	r 0.6	r 5.0	2.8	r 1.9	r 1.2	r 1.5	r 1.9	r 1.6
France	132	46.2	r 8.8	r 18.7	r 18.6	r 13.1	r 35.5	63.2	r 12.8	r 11.1	r 14.1	r 25.3	r 19.9
Germany	134	14.1	r 2.5	r 8.2	r 6.6	r 2.5	r 5.9	219.3	r 59.3	r 36.6	r 111.7	r 94.3	r 127.5
Greece	174	10.2	r 3.5	r 3.3	r 1.5	r 1.0	r 4.2	3.2	r 1.1	r 0.9	r 1.2	r 2.2	r 1.9
Ireland	178	4.1	r 0.7	r 0.9	r 0.5	r 4.5	r 2.7
Italy	136	16.9	r 5.5	r 1.2	r 8.3	r 2.4	r 2.0	141.8	r 22.4	r 30.5	r 37.7	r 35.3	r 29.7
Malta	181	0.3	r 0.0	r 0.0	r 0.0	r 0.1	r 0.0
Netherlands	138	17.8	r 0.3	r 2.4	r 0.3	r 0.9	r 0.6	78.5	r 11.7	r 11.1	r 24.5	r 33.5	r 43.2
Portugal	182	r 0.0	r 0.0	6.3	r 3.4	r 1.7	r 1.7	r 3.1	r 2.0
Slovak Republic	936	r 0.2	r 0.7	r 0.6	r 1.1	r 0.8
Spain	184	0.2	r 0.3	r 0.0	r 4.0	r 9.1	r 12.0	29.0	r 6.9	r 4.9	r 6.8	r 7.4	r 7.3
Australia	193	2.5	r 0.4	r 0.0	r 0.0	r 0.0	r 0.1	33.7	r 2.7	r 2.3	r 2.9	r 4.8	r 4.3
Canada	156	0.1	78.7	r 10.6	r 11.1	r 5.8	r 8.1	r 3.9
China,P.R.: Hong Kong	532	0.1	r 0.0	r 0.0	r 0.0	7.3	r 1.4	r 0.5	r 0.7	r 0.8	r 0.5
China,P.R.: Macao	546	r 195.0	r 132.8	r 73.8	r 213.1	r 746.2	r 490.3	r 448.0	r 531.5	r 689.4	r 694.9
Czech Republic	935	r 0.4	r 0.6	r 0.9	r 0.5	r 0.5
Denmark	128	7.2	r 0.5	r 0.6	11.9	r 6.8	r 3.2	r 1.5	r 4.6	r 3.0
Japan	158	3.4	r 0.8	r 0.8	r 0.8	r 1.0	r 4.5	283.1	r 44.7	r 48.3	r 78.4	r 139.2	r 168.7
Korea, Republic of	542	0.2	r 0.9	r 0.2	r 0.6	r 0.8	r 2.5	167.7	r 40.7	r 31.3	r 36.7	r 56.1	r 51.8
New Zealand	196	54.6	r 10.0	r 4.1	r 13.4	r 16.4	r 17.1
Norway	142	0.0	r 0.0	4.3	r 1.0	r 0.7	r 0.8	r 1.1	r 0.4
Singapore	576	6.5	r 1.2	r 0.3	r 0.3	6.2	r 1.5	r 0.9	r 1.4	r 1.9	r 1.5
Sweden	144	0.0	r 0.0	r 0.0	r 0.0	57.0	r 11.5	r 7.4	r 12.3	r 29.0	r 21.6
Switzerland	146	0.3	r 0.6	38.3	r 5.0	r 30.2	r 5.7	r 5.2	r 3.6
Taiwan Prov.of China	528	2.1	r 0.9	r 0.0	r 0.1	r 0.0	r 0.0	43.4	r 12.2	r 3.6	r 11.4	r 9.9	r 2.7
United Kingdom	112	10.9	r 1.9	r 13.1	r 2.8	r 1.8	r 2.9	86.0	r 24.2	r 14.4	r 23.1	r 31.8	r 33.7
United States	111	9.8	r 3.6	r 3.3	r 3.8	r 5.6	r 12.9	23.1	r 11.1	r 28.5	r 7.1	r 10.4	r 6.6
Emerg. & Dev. Economies	200	2,425.7	849.4	920.4	750.7	784.3	2,113.6	4,120.5	1,221.3	1,270.3	1,335.1	1,580.7	1,592.3
Emerg. & Dev. Asia	505	114.0	58.9	33.4	21.5	39.7	176.5	953.4	233.2	238.5	254.8	323.4	310.4
Bangladesh	513	0.2	r 0.3	r 0.0	30.1	r 30.3	r 13.6	r 4.6	r 19.2	r 19.6
India	534	88.4	r 27.2	r 21.3	r 18.2	r 23.9	r 91.8	632.9	r 152.1	r 149.6	r 184.7	r 209.7	r 180.2
Indonesia	536	3.9	r 8.5	r 3.2	r 0.1	r 12.0	r 68.3	119.8	r 19.6	r 25.7	r 21.3	r 49.0	r 65.8
Malaysia	548	3.2	r 7.6	r 3.2	r 1.6	r 0.2	r 0.6	48.9	r 10.5	r 24.7	r 21.1	r 17.3	r 20.2
Philippines	566	r 0.1	r 0.2	r 0.2	r 0.6	r 0.8
Sri Lanka	524	3.2	r 0.1	r 0.1	r 0.0
Thailand	578	0.4	r 1.6	r 0.4	r 0.0	r 0.2	103.6	r 15.8	r 20.6	r 19.0	r 25.3	r 22.2
Vietnam	582	13.8	r 4.8	r 4.0	r 3.9	r 2.1	r 1.6
Asia n.s.	598	18.0	r 13.7	r 5.4	r 1.7	r 3.3	r 15.8	0.9
Europe	170	68.2	23.8	38.0	8.3	17.3	72.4	528.6	236.9	275.2	257.8	301.6	338.7
Emerg. & Dev. Europe	903	67.5	23.4	37.7	8.3	17.0	72.2	528.6	88.9	137.8	104.7	140.4	110.7
Bulgaria	918	0.0	r 0.0	r 0.0	r 0.0	r 0.2	1.1	r 0.2	r 0.2	r 0.1	r 29.9	r 24.5
Croatia	960	r 0.1	r 0.0	r 0.0
Hungary	944	r 0.1	15.0	r 0.3	r 0.8	r 3.0	r 5.6	r 1.1
Poland	964	16.6	r 0.2	r 0.2	r 0.2	r 0.1	r 0.2	9.7	r 2.3	r 1.4	r 2.4	r 3.0	r 4.7
Romania	968	4.7	r 19.0	r 0.2	r 19.3	r 11.4	r 12.5	r 0.2
Turkey	186	46.1	r 23.2	r 18.5	r 8.1	r 16.9	r 71.8	502.8	r 85.9	r 116.1	r 87.6	r 89.5	r 80.3
CIS	901	0.0	0.3	148.0	137.4	153.1	161.2	228.0
Russian Federation	922	r 0.0	r 113.5	r 105.9	r 126.2	r 133.1	r 212.7
Ukraine	926	r 0.3	r 34.5	r 31.5	r 26.9	r 28.1	r 15.3
Europe n.s.	884	0.6	r 0.3	r 0.3	r 0.0	r 0.0	r 0.1
Mid East, N Africa, Pak	440	2,156.2	741.3	824.2	636.9	682.6	1,744.1	2,236.4	634.9	583.0	697.9	807.1	771.8
Algeria	612	2.1	r 0.7	r 0.8	r 0.4	r 0.1	0.0	r 0.0	r 0.0
Bahrain, Kingdom of	419	1.2	r 0.3	r 0.4	r 0.9	r 1.1	r 3.6	3.5	r 1.8	r 1.2	r 7.5	r 3.3	r 0.1

Sudan (732)

In Millions of U.S. Dollars

		Exports (FOB)						Imports (CIF)					
		2016	2017Q1	2017Q2	2017Q3	2017Q4	2018Q1	2016	2017Q1	2017Q2	2017Q3	2017Q4	2018Q1
Djibouti	611	0.2	r 3.2	r 0.1	r 6.4	r 5.2	0.0
Egypt	469	411.9	r 117.3	r 113.6	r 108.3	r 111.0	r 332.7	591.3	r 124.7	r 117.3	r 143.6	r 164.2	r 173.2
Iran, I.R. of	429	28.9	r 2.9	r 4.8	r 5.0	r 34.1	r 46.8
Iraq	433	1.8	r 0.1	r 0.5	r 0.2	r 0.3	r 1.6	0.0	r 0.0
Jordan	439	29.7	r 8.4	r 6.0	r 2.9	r 7.6	r 28.7	75.7	r 14.6	r 22.6	r 28.6	r 34.5	r 24.0
Kuwait	443	5.2	r 2.7	r 0.9	r 0.4	r 1.3	r 2.7	10.3	r 1.6	r 0.8	r 2.2	r 1.4	r 1.3
Lebanon	446	24.3	r 4.5	r 3.1	r 3.4	r 3.1	r 13.5	16.1	r 4.4	r 3.1	r 3.8	r 37.9	r 21.2
Libya	672	0.6	r 0.2	r 0.2	r 0.0	r 0.2	r 0.5	1.0	r 0.3	r 0.1	r 0.1	r 0.2	r 0.3
Morocco	686	5.4	r 0.0	21.2	r 0.4	r 2.2	r 0.3	r 22.0	r 0.8
Oman	449	2.3	r 0.1	r 0.1	r 0.0	r 0.2	r 0.9	10.5	r 4.3	r 3.3	r 21.0	r 26.4	r 1.4
Pakistan	564	11.9	r 27.2	r 6.4	r 4.2	r 11.0	r 42.6	70.1	r 13.2	r 20.3	r 10.0	r 14.4	r 7.9
Qatar	453	15.3	r 4.7	r 3.4	r 3.9	r 7.2	r 12.9	3.3	r 2.7	r 2.4	r 63.1	r 19.5	r 41.2
Saudi Arabia	456	506.5	r 161.9	r 174.7	r 141.9	r 133.8	r 384.6	523.4	r 165.8	r 115.5	r 175.0	r 181.5	r 222.0
Somalia	726	0.5	r 0.0	r 0.0	r 5.2	r 0.4	0.8	r 0.0	r 0.0	r 0.1	r 0.1	r 0.0
Syrian Arab Republic	463	13.1	r 6.7	r 3.0	r 1.6	r 4.9	r 18.7	5.8	r 1.6	r 3.5	r 0.8	r 2.2	r 1.7
Tunisia	744	8.7	r 2.6	r 2.4	r 2.1	r 0.4	r 2.0	5.4	r 0.3	r 1.4	r 1.5	r 1.8	r 1.4
United Arab Emirates	466	1,115.7	r 396.9	r 506.0	r 358.6	r 388.0	r 895.2	868.9	r 296.3	r 284.6	r 235.2	r 263.1	r 228.3
Yemen, Republic of	474	r 3.8	r 2.6	r 1.5	r 1.9	r 3.6	r 0.0	r 0.0	r 0.1	r 0.5	r 0.1
Sub-Saharan Africa	603	80.2	24.5	24.3	83.6	44.2	116.3	206.3	63.5	66.7	80.0	86.2	92.4
Burundi	618	r 0.2	r 0.2	r 0.6	r 0.2	r 0.3
Comoros	632	r 0.1	r 0.2	r 0.1	r 0.0
Congo, Dem. Rep. of	636	r 0.7	r 0.0
Eritrea	643	r 4.2	r 2.2	r 8.4	r 4.3	r 1.1	r 0.0	r 0.1	r 0.0	r 0.2	r 0.0
Ethiopia	644	71.8	r 17.9	r 16.4	r 55.5	r 33.2	r 86.7	40.8	r 17.8	r 18.4	r 17.5	r 18.1	r 19.5
Kenya	664	0.2	r 1.6	r 2.1	r 15.1	r 3.0	r 12.0	62.6	r 15.2	r 11.9	r 17.5	r 23.4	r 25.9
Madagascar	674	0.0	r 0.2	r 0.0	r 0.0
Malawi	676	r 0.1	r 0.6	r 1.4	r 0.2	r 0.5
Namibia	728	r 0.2	r 0.2	r 0.2	r 0.3	r 0.2
Nigeria	694	1.5	r 0.1	r 1.1	r 0.7	r 1.2	r 3.9	9.3	r 3.1	r 4.6	r 2.5	r 2.6	r 1.8
Rwanda	714	r 0.1	r 0.2	r 0.6	r 0.3	r 0.3
Senegal	722	r 0.0	r 0.1	r 0.2	r 0.1	r 0.1
Seychelles	718	r 0.1	r 0.0	r 0.1	r 0.0	r 0.0	r 0.0
Sierra Leone	724	r 0.1	r 0.0	r 0.1	r 0.1
South Africa	199	0.1	r 2.4	r 3.2	r 8.1	r 10.5	r 15.7
South Sudan, Rep. of	733	r 0.1	r 0.2	r 0.3	r 0.2	r 0.7
Swaziland	734	r 0.1	r 5.4	r 1.1	r 7.1	r 5.7	r 5.0
Uganda	746	0.1	r 0.0	r 0.0	41.7	r 11.7	r 10.8	r 17.0	r 14.7	r 12.8
Zambia	754	4.3	r 0.2	r 0.7	r 0.0
Zimbabwe	698	36.2	r 5.3	r 9.2	r 5.0	r 7.4	r 6.8
Africa n.s.	799	6.6	r 0.6	r 2.4	r 3.5	r 2.0	r 12.0	11.3	r 1.7	r 4.9	r 1.4	r 2.4	r 3.2
Western Hemisphere	205	7.1	0.9	0.4	0.3	0.6	4.3	195.7	52.8	107.0	44.6	62.5	78.8
Argentina	213	6.5	r 19.7	r 76.2	r 3.5	r 1.1	r 1.6
Brazil	223	0.4	r 0.1	r 0.0	30.3	r 6.1	r 4.3	r 13.7	r 36.1	r 56.9
Ecuador	248	12.9	r 1.6	r 1.8	r 3.1	r 3.1	r 3.7
Jamaica	343	r 0.1	r 0.1	r 0.2	r 1.7	r 0.1
Mexico	273	4.5	r 0.6	r 0.4	r 0.3	r 2.0	0.9	r 0.1	r 0.2	r 0.3	r 0.8	r 0.0
Western Hem. n.s.	399	2.2	r 0.2	r 0.3	r 0.3	r 2.2	145.1	r 25.3	r 24.4	r 23.9	r 19.6	r 16.5
Countries & Areas n.s.	898	24.6	r 4.3	r 1.4	r 1.9	r 0.1	r 0.1	88.3	r 1.9	r 18.8	r 2.9	r 5.4	r 2.3
Memorandum Items													
Africa	605	97.1	30.9	27.5	92.3	55.0	118.0	233.8	64.1	70.2	81.8	110.0	94.7
Middle East	405	2,127.4	707.6	814.5	623.8	660.6	1,699.2	2,138.8	621.1	559.2	686.1	768.9	761.7
European Union	998	144.8	24.1	67.6	43.2	31.9	69.9	738.8	176.4	159.5	266.7	336.6	338.3
Export earnings: fuel	080	1,652.1	571.6	691.0	508.9	535.5	1,310.1	1,472.0	594.0	525.0	641.0	669.0	759.8
Export earnings: nonfuel	092	946.7	508.7	417.0	365.8	501.7	1,639.2	4,190.3	1,433.8	1,511.5	1,642.5	2,146.2	2,098.5

Suriname (366)

In Millions of U.S. Dollars

		Exports (FOB)						Imports (CIF)					
		2016	2017Q1	2017Q2	2017Q3	2017Q4	2018Q1	2016	2017Q1	2017Q2	2017Q3	2017Q4	2018Q1
IFS World		1,425.6	451.8	486.3	1,235.2	296.3	303.4
World	001	1,242.0	336.0	232.7	433.7	476.6	422.1	1,176.7	271.9	280.2	299.6	359.5	347.5
Advanced Economies	110	612.0	191.6	162.3	371.8	421.7	348.6	632.9	158.6	167.7	175.6	215.4	212.5
Euro Area	163	178.0	41.3	54.1	52.7	50.6	41.8	232.0	55.2	64.0	63.0	75.5	72.2
Austria	122	0.2	r 0.1	r 0.3	r 0.0	r 0.0	r 0.0
Belgium	124	100.1	r 30.9	r 40.6	r 40.7	r 37.3	r 28.7	18.3	r 4.3	r 5.0	r 3.4	r 3.7	r 4.4
Cyprus	423	0.1	r 0.0	r 0.0	r 0.0	0.0	r 0.0	r 0.0	r 0.0	r 0.0	r 0.0
Estonia	939	e 0.0	e 0.2	e 0.5	e 0.1	e 0.0	e 0.2	e 0.3
Finland	172	0.0	r 0.0	0.5	r 0.1	r 0.6	r 0.1	r 5.1	r 0.0
France	132	42.6	r 5.1	r 7.4	r 5.7	r 5.1	r 7.1	4.7	r 1.1	r 4.5	r 1.3	r 1.8	r 2.1
Germany	134	2.2	r 0.3	r 0.1	r 0.0	r 0.0	r 0.0	19.7	r 4.6	r 4.4	r 5.2	r 6.2	r 6.9
Greece	174	0.5	0.1	r 0.0	r 0.0	r 0.0	r 0.0
Ireland	178	r 0.0	r 0.0	r 0.0	r 0.0	0.5	r 0.1	r 0.0	r 0.1	r 0.1	r 0.1
Italy	136	4.8	r 0.0	r 0.0	r 0.6	r 0.0	r 0.0	6.0	r 0.6	r 5.0	r 3.9	r 3.9	r 3.3
Lithuania	946	0.1	r 0.0	r 0.0	r 0.0	r 0.0
Luxembourg	137	e 0.0	0.1	r 0.1	r 0.0	r 0.0	r 0.0	r 0.0
Netherlands	138	22.0	r 4.5	r 5.8	r 5.5	r 7.9	r 5.4	173.2	r 42.1	r 41.1	r 46.6	r 50.7	r 51.8
Portugal	182	4.7	r 0.1	r 0.1	r 0.1	r 0.1	r 0.1	0.7	r 0.1	r 0.1	r 0.2	r 0.3	r 0.3
Slovak Republic	936	0.1	r 0.0	r 0.1	r 0.0	r 0.0
Slovenia	961	0.1	r 0.0	0.2	r 0.1	r 0.2	r 0.1	r 0.0
Spain	184	0.9	r 0.4	r 0.1	r 0.1	r 0.1	r 0.4	7.5	r 1.3	r 2.5	r 2.0	r 3.4	r 2.9
Australia	193	0.0	r 0.0	r 0.0	r 0.0	r 0.0	r 0.0	2.3	r 0.4	r 0.6	r 1.0	r 2.3	r 2.2
Canada	156	5.4	r 0.0	r 0.1	r 1.2	r 1.9	r 0.8	27.8	r 5.0	r 2.7	r 4.8	r 7.1	r 4.4
China,P.R.: Hong Kong	532	1.0	r 0.2	r 96.6	r 112.8	r 114.8	r 118.0	17.0	r 4.5	r 2.5	r 5.3	r 4.9	r 5.7
Czech Republic	935	0.0	r 0.0	r 0.0	r 0.0	0.1	r 0.0	r 0.0	r 0.0	r 0.0	r 0.0
Denmark	128	0.1	r 0.2	r 0.0	r 0.0	r 0.0	r 0.0	2.2	r 2.3	r 0.4	r 0.3	r 0.8	r 0.2
Japan	158	3.8	r 0.9	r 0.9	r 1.3	r 2.1	r 0.9	26.0	r 4.2	r 6.2	r 6.7	r 9.2	r 9.1
Korea, Republic of	542	0.5	r 0.4	r 0.1	r 0.0	r 0.0	r 0.1	0.6	r 0.1	r 0.1	r 0.1	r 0.1	r 0.1
New Zealand	196	0.3	r 0.1	r 0.0	r 0.0	r 0.0	r 0.0	0.1	r 0.0	r 0.0	r 0.1	r 0.3	r 0.2
Norway	142	0.4	r 0.0	r 0.0	r 0.0	r 0.0	r 0.0	0.1	r 0.0	r 0.0	r 0.1	r 0.0
Singapore	576	14.8	r 2.4	r 5.8	r 4.6	r 1.4	r 1.4	2.1	r 0.4	r 0.4	r 0.9	r 1.3	r 0.9
Sweden	144	0.3	r 0.1	r 0.1	r 0.0	r 0.0	r 0.1	0.5	r 0.1	r 0.2	r 0.3	r 0.3	r 0.2
Switzerland	146	369.8	r 137.3	r 0.0	r 187.2	r 239.4	r 173.8	2.8	r 0.6	r 1.0	r 1.2	r 0.6	r 0.6
Taiwan Prov.of China	528	7.9	r 0.6	r 0.4	r 0.4	r 0.5	r 0.4	2.2	r 0.4	r 0.5	r 0.8	r 0.9	r 0.9
United Kingdom	112	1.5	r 0.1	r 0.1	r 0.1	r 0.1	r 0.1	5.6	r 0.7	r 1.6	r 1.5	r 1.0	r 0.5
United States	111	28.0	r 8.0	r 4.1	r 11.3	r 10.8	r 11.2	311.5	r 84.4	r 87.5	r 89.5	r 111.0	r 115.4
Emerg. & Dev. Economies	200	624.7	144.2	70.0	61.6	54.6	73.1	533.8	112.3	110.9	122.5	142.4	133.3
Emerg. & Dev. Asia	505	22.4	7.1	10.5	10.3	12.0	11.3	109.5	26.0	25.5	37.2	37.0	38.2
Bangladesh	513	1.2	r 0.7	r 0.3	r 0.3	r 0.2	r 0.5	0.1	r 0.0	r 0.0	r 0.0	r 0.0	r 0.0
China,P.R.: Mainland	924	12.4	r 3.2	r 3.7	r 3.4	r 2.7	r 4.5	76.3	r 16.5	r 18.5	r 27.6	r 29.9	r 26.8
India	534	6.1	r 2.2	r 5.1	r 5.2	r 7.8	r 5.0	5.9	r 2.0	r 1.7	r 1.6	r 0.9	r 1.3
Indonesia	536	0.0	r 0.0	r 0.0	r 0.0	r 0.0	r 0.0	3.0	r 1.2	r 0.9	r 0.5	r 0.2	r 0.4
Malaysia	548	0.1	r 0.0	r 0.0	r 0.0	r 0.0	7.5	r 1.1	r 0.9	r 3.9	r 3.9	r 3.9
Nepal	558	e 0.2	e 0.0	e 0.0	e 0.0	e 0.0	e 0.0	r 0.0	r 0.0	r 0.0	r 0.0	r 0.0
Philippines	566	1.9	r 0.0	r 0.3	r 0.1	r 0.0	r 0.1
Sri Lanka	524	0.3	r 0.1	r 0.0	r 0.1	r 0.1	r 0.1
Thailand	578	0.4	r 0.2	r 0.1	r 0.2	r 0.1	r 0.1	11.7	r 5.0	r 2.7	r 3.3	r 1.8	r 5.6
Vietnam	582	2.0	r 0.8	r 1.2	r 1.2	r 1.2	r 1.1	0.6	r 0.1	r 0.3	r 0.1	r 0.1	r 0.1
Asia n.s.	598	0.0	r 0.0	r 0.0	r 0.0	r 0.0	r 0.0	2.3	r 0.0	r 0.0	r 0.0	r 0.0
Europe	170	1.1	0.1	0.8	0.5	0.3	0.2	13.1	5.0	4.4	4.4	9.2	7.6
Emerg. & Dev. Europe	903	0.4	0.0	0.0	0.1	0.1	0.1	8.6	3.2	2.8	2.4	3.5	2.7
Bulgaria	918	0.1	r 0.0	r 0.0	r 0.0	r 0.0	0.4	r 0.2	r 0.0	r 0.1	r 0.2	r 0.0
Hungary	944	0.1	r 0.0	r 0.0	r 0.0	r 0.1	r 0.1
Kosovo	967	e 0.1	e 0.0
Poland	964	0.0	r 0.1	1.4	r 0.3	r 0.3	r 0.4	r 0.4	r 0.2
Serbia, Republic of	942	0.1	0.0	r 0.0	r 0.0	r 0.0	r 0.0	r 0.0
Turkey	186	0.2	r 0.0	r 0.0	r 0.1	r 0.1	r 0.0	6.7	r 2.7	r 2.4	r 1.9	r 2.7	r 2.4
CIS	901	0.6	0.1	0.8	0.4	0.2	0.1	4.5	1.8	1.6	2.1	5.6	4.9
Belarus	913	e 0.5	e 0.1	e 0.8	e 0.3	e 0.2	e 0.0	e 0.1	e 0.2
Georgia	915	0.1	r 0.0	r 0.0	r 0.0	r 0.0	r 0.0

Suriname (366)

In Millions of U.S. Dollars

		Exports (FOB)						Imports (CIF)					
		2016	2017Q1	2017Q2	2017Q3	2017Q4	2018Q1	2016	2017Q1	2017Q2	2017Q3	2017Q4	2018Q1
Russian Federation	922	0.0	r 0.0	r 0.0	r 0.0	r 0.0	r 0.0	3.8	r 1.6	r 1.1	r 1.9	r 5.0	r 4.8
Ukraine	926	0.0	r 0.0	r 0.0	0.6	r 0.1	r 0.6	r 0.2	r 0.4
Mid East, N Africa, Pak	440	408.1	98.1	8.9	0.1	3.0	3.3	2.4	0.9	0.8	0.8	0.8	0.8
Egypt	469	0.1	r 0.0	r 0.0	r 0.0	r 0.0	r 0.0
Lebanon	446	0.1	0.0	r 0.0
Morocco	686	0.0	r 0.0	r 0.0	r 0.0	r 0.1	0.3	r 0.1	r 0.1	r 0.1	r 0.0	r 0.1
Oman	449	0.1	r 0.0	r 0.0	r 0.0	r 0.0	r 0.0	0.0	r 0.2	r 0.2	r 0.1	r 0.2	r 0.2
Pakistan	564	0.0	r 0.0	0.2	r 0.1	r 0.1	r 0.1	r 0.1
Qatar	453	0.1	r 0.0	r 0.0	r 0.0	r 0.0	r 0.0
Saudi Arabia	456	0.0	r 0.0	r 0.0	r 0.0	r 0.1	r 0.2	0.1	r 0.1	r 0.0	r 0.0	r 0.0
Tunisia	744	0.0	r 0.0	r 0.0	r 0.0	0.1	r 0.0	r 0.0	r 0.0
United Arab Emirates	466	407.8	r 98.1	r 8.9	r 0.0	r 2.9	r 3.0	1.5	r 0.4	r 0.3	r 0.4	r 0.5	r 0.5
Sub-Saharan Africa	603	1.1	0.2	0.2	0.2	0.2	0.3	7.8	1.6	1.6	1.6	1.1	1.8
Angola	614	0.2	r 0.0	0.0
Ethiopia	644	e 0.4	e 0.1	e 0.1	e 0.1	e 0.1	e 0.1
Gabon	646	r 0.0	r 0.0	r 0.0	r 0.1	r 0.0	r 0.0	r 0.0	r 0.0	r 0.0	r 0.0
Ghana	652	0.1	r 0.0	0.0
Mauritius	684	0.2
Niger	692	0.1	r 0.0	r 0.0	r 0.0	r 0.0	r 0.0
Nigeria	694	0.1	r 0.0	r 0.0	r 0.0	r 0.0	r 0.0	0.0	r 0.1	r 0.0	r 0.0	r 0.0	r 0.0
South Africa	199	0.0	r 0.0	r 0.0	r 0.0	r 0.1	7.2	r 1.4	r 1.6	r 1.5	r 0.9	r 1.7
Swaziland	734	0.0	0.4	r 0.0	r 0.0	r 0.0	r 0.0	r 0.1
Zimbabwe	698	0.0	r 0.1	r 0.1	r 0.1	r 0.1
Western Hemisphere	205	192.0	38.6	49.6	50.5	39.0	58.2	401.1	78.8	78.6	78.4	94.4	84.9
Anguilla	312	0.3	0.0
Antigua and Barbuda	311	1.6	r 0.0	r 1.4	r 0.0	r 0.0	r 0.0	17.7	r 0.8	r 1.4	r 1.9	r 2.5	r 2.6
Argentina	213	0.0	r 0.0	r 0.0	r 0.0	r 0.0	2.2	r 0.4	r 0.3	r 0.4	r 0.3	r 0.0
Aruba	314	2.5	r 0.2	r 0.2	r 0.3	r 0.3	r 0.3	0.6	r 0.1	r 0.1	r 0.1	r 0.0	r 0.3
Bahamas, The	313	1.1	r 0.2	r 0.1	r 0.0	r 0.1	r 0.1
Barbados	316	7.4	r 0.5	r 0.5	r 2.6	r 2.8	r 3.7	5.3	r 1.2	r 1.0	r 1.0	r 2.5	r 1.9
Belize	339	0.0	r 0.0	r 0.0	r 0.0	r 0.0	0.1	r 0.1	r 0.2	r 0.2
Bolivia	218	0.0	r 0.0	r 0.0	0.2	r 0.0	r 0.0	r 0.0	r 0.0	r 0.0
Brazil	223	4.1	r 0.3	r 2.2	r 1.1	r 0.0	r 0.6	28.3	r 5.4	r 4.9	r 7.0	r 12.8	r 6.8
Chile	228	0.7	r 0.0	r 0.0	r 0.0	1.2	r 0.4	r 0.9	r 1.3	r 0.6	r 0.5
Colombia	233	0.1	r 0.0	r 0.0	r 0.1	r 0.2	r 0.1	21.3	r 5.8	r 4.9	r 4.4	r 4.9	r 2.4
Costa Rica	238	0.0	r 0.0	r 0.0	r 0.0	r 0.0	8.9	r 1.1	r 1.2	r 1.5	r 1.7	r 1.3
Curacao	354	1.7	r 0.1	r 0.2	r 0.4	r 0.4	r 0.3	13.4	r 0.7	r 0.7	r 2.6	r 3.2	r 2.8
Dominica	321	0.2	r 0.1	r 0.0	r 0.0	r 0.1	r 0.1	1.5	r 0.1	r 0.0	r 0.1	r 0.1	r 0.1
Dominican Republic	243	0.2	r 0.1	r 0.0	r 0.0	r 0.0	r 0.0	8.6	r 2.1	r 1.6	r 2.1	r 2.6	r 2.5
Ecuador	248	0.0	0.2	r 0.0	r 0.0	r 0.0
El Salvador	253	r 0.0	0.2	r 0.0	r 0.0	r 0.0	r 0.2	r 0.0
Grenada	328	0.2	r 0.0	r 0.0	r 0.0	r 0.0	r 0.0	0.1	r 0.0	r 0.0	r 0.0	r 0.0	r 0.0
Guatemala	258	0.1	r 0.0	r 0.0	5.7	r 2.6	r 0.9	r 2.1	r 2.9	r 2.9
Guyana	336	66.9	r 22.7	r 19.7	r 28.8	r 18.9	r 36.8	10.3	r 1.9	r 3.2	r 3.7	r 2.1	r 3.0
Haiti	263	4.7	r 0.0	r 0.0	r 0.0	r 0.0	0.0	r 0.1	r 0.0	r 0.1	r 0.1	r 0.1
Honduras	268	0.0	r 0.0	r 0.0	r 0.2	r 0.2	0.1	r 0.1	r 0.1	r 0.1	r 0.2	r 0.1
Jamaica	343	27.1	r 4.9	r 5.5	r 7.7	r 8.3	r 7.5	7.6	r 2.8	r 2.0	r 2.9	r 3.6	r 3.4
Mexico	273	0.3	r 0.0	r 0.1	r 0.0	r 0.1	r 0.2	9.6	r 2.4	r 2.4	r 2.1	r 3.1	r 2.0
Montserrat	351	0.2	r 0.1	r 0.1	r 0.1	r 0.1	r 0.1
Netherlands Antilles	353	r 0.1	r 0.3
Nicaragua	278	0.0	r 0.0	0.2	r 0.1	r 0.0	r 0.0	r 0.0	r 0.0
Panama	283	3.3	r 0.0	r 0.1	r 0.1	r 0.1	r 0.1	21.8	r 3.8	r 2.6	r 4.3	r 3.4	r 3.7
Paraguay	288	0.0	r 0.0	r 0.0	r 0.1	r 0.1	r 0.1	r 0.0	r 0.0	r 0.0	r 0.0	r 0.0
Peru	293	0.1	r 0.1	r 0.0	r 0.0	r 0.0	r 0.0	2.5	r 0.8	r 0.6	r 0.9	r 2.5	r 2.8
Sint Maarten	352	0.1	r 0.0	r 0.0	r 0.0	r 0.0	r 0.0	0.0	r 0.0	r 0.0	r 0.0	r 0.1	r 0.0
St. Kitts and Nevis	361	1.4	r 0.2	r 0.0	r 0.0	r 0.0	r 0.0	0.0	r 0.0
St. Lucia	362	0.8	r 1.0	r 1.5	r 0.0	r 0.0	r 0.0	45.1	r 14.5	r 12.5	r 4.4	r 4.4	r 5.6
St. Vincent & Grens.	364	0.2	r 0.1	r 0.0	r 0.1	r 0.1	r 0.1	0.1	r 0.0	r 0.0	r 0.0	r 0.0	r 0.0
Trinidad and Tobago	369	60.6	r 7.6	r 14.2	r 8.6	r 7.0	r 7.4	185.3	r 30.5	r 35.7	r 33.6	r 38.5	r 37.3
Uruguay	298	r 0.0	r 0.0	r 0.0	r 0.0	r 0.0	0.0	r 0.0	r 0.0	r 0.0	r 0.0	r 0.3

Suriname (366)

In Millions of U.S. Dollars

		Exports (FOB)						Imports (CIF)					
		2016	2017Q1	2017Q2	2017Q3	2017Q4	2018Q1	2016	2017Q1	2017Q2	2017Q3	2017Q4	2018Q1
Venezuela, Rep. Bol.	299	5.9	r 0.3	r 3.5	r 0.2	r 0.3	r 0.2	2.4	r 0.4	r 1.5	r 1.7	r 1.9	r 1.7
Western Hem. n.s.	399	0.0	r 0.0	r 0.0	r 0.0	r 0.0	r 0.0	0.5	r 0.6	r 0.0	r 0.0	r 0.0	r 0.0
Other Countries n.i.e	910	0.8	0.2	0.2	0.3	0.3	0.3	4.1	1.0	1.2	1.5	1.7	1.6
Cuba	928	0.4	r 0.1	r 0.1	r 0.2	r 0.2	r 0.2	0.7	r 0.2	r 0.2	r 0.3	r 0.3	r 0.3
Korea, Dem. People's Rep.	954	0.4	r 0.1	r 0.1	r 0.1	r 0.1	r 0.1	3.4	r 0.8	r 1.0	r 1.2	r 1.4	r 1.3
Special Categories	899	4.5	5.9
Countries & Areas n.s.	898	0.0	r 0.0	r 0.1	r 0.1	r 0.1	r 0.1	r 0.0	r 0.4	r 0.0	r 0.0	r 0.0
Memorandum Items													
Africa	605	1.2	0.2	0.2	0.3	0.2	0.3	8.2	1.6	1.8	1.7	1.1	1.9
Middle East	405	408.1	98.1	8.9	0.1	3.0	3.2	1.8	0.7	0.5	0.6	0.7	0.7
European Union	998	180.1	41.7	54.2	52.8	50.7	42.0	242.2	58.8	66.5	65.6	78.4	73.4
Export earnings: fuel	080	475.0	106.0	26.7	9.1	10.5	11.1	214.8	39.1	43.7	42.2	51.0	47.0
Export earnings: nonfuel	092	767.0	230.0	206.0	424.6	466.2	411.1	961.9	232.7	236.5	257.4	308.5	300.5

Swaziland (734)

In Millions of U.S. Dollars

		Exports (FOB)						Imports (CIF)					
		2016	2017Q1	2017Q2	2017Q3	2017Q4	2018Q1	2016	2017Q1	2017Q2	2017Q3	2017Q4	2018Q1
IFS World	
World	001	2,231.4	589.9	561.7	624.0	670.0	611.6	3,545.4	865.7	896.3	979.2	992.4	976.2
Advanced Economies	110	76.0	24.8	30.6	18.2	20.0	21.8	124.1	22.0	29.6	30.1	36.8	33.7
Euro Area	163	68.9	20.6	29.3	17.3	15.8	16.3	44.3	5.3	8.6	5.2	13.0	5.1
Belgium	124	1.5	r 0.1	r 0.3	r 0.4	r 0.3	r 0.1
Germany	134	0.0	r 0.0	r 0.0	r 0.0	r 0.0	r 0.0	0.7	r 0.1	r 0.1	r 0.2	r 0.8	r 0.2
Greece	174	0.0	0.1	r 0.0	r 0.0	r 0.0	r 0.0
Italy	136	68.9	r 20.6	r 29.3	r 17.3	r 15.8	r 16.3	27.3	r 2.3	r 5.3	r 1.0	r 8.9	r 2.0
Malta	181	e 0.0	0.0	r 0.3	r 0.0	r 0.3
Netherlands	138	0.0	r 0.0	r 0.0	r 0.0	r 0.0	r 0.0	0.5	r 0.1	r 0.2	r 0.1	r 0.1	r 0.2
Portugal	182	10.1	r 2.1	r 2.2	r 2.8	r 2.6	r 2.2
Slovak Republic	936	e 0.0	e 0.2	e 0.1	e 0.1
Spain	184	3.8	r 0.2	r 0.5	r 0.2	r 0.3	r 0.2
Australia	193	0.1	r 0.1	r 0.1	r 0.0	r 0.0	r 0.0	0.1	r 0.0	r 0.0	r 0.0	r 0.0	r 0.0
China,P.R.: Hong Kong	532	0.9	r 0.2	r 0.2	r 0.5	r 0.4	r 0.1
Denmark	128	8.6	r 2.2	r 2.1	r 2.1	r 2.3	r 2.2
Israel	436	0.2	r 0.1	r 0.1	r 0.1	r 0.1	r 0.1
Japan	158	0.0	r 0.0	r 0.0	r 0.0	r 0.0	r 0.0	40.7	r 6.5	r 10.2	r 13.2	r 11.7	r 10.3
Korea, Republic of	542	e 4.3	e 3.7	e 0.9	e 0.2	e 2.8	e 4.5
Singapore	576	0.2	r 0.1	r 0.1	r 0.1	r 0.0	r 0.1
Switzerland	146	1.5	r 0.4	r 0.3	r 0.6	r 1.1	r 0.7
Taiwan Prov.of China	528	e 0.2	e 0.0	e 0.0	e 0.0	e 0.0	e 0.0	e 6.8	e 3.0	e 3.2	e 3.6	e 3.8	e 3.5
United Kingdom	112	0.8	r 0.0	r 0.0	r 0.1	r 0.1	r 0.2	3.5	r 0.6	r 0.9	r 1.0	r 0.7	r 0.6
United States	111	0.1	r 0.0	r 0.0	r 0.0	r 0.1	r 0.0	18.8	r 4.2	r 4.3	r 4.4	r 4.9	r 11.8
Emerg. & Dev. Economies	200	2,155.4	565.2	531.0	605.8	650.0	589.8	3,421.2	843.7	866.7	949.1	955.5	942.5
Emerg. & Dev. Asia	505	14.3	3.0	3.4	2.9	6.1	12.0	767.6	181.9	185.9	191.9	207.2	195.6
Bangladesh	513	e 0.2	e 0.0
Cambodia	522	e 0.1	e 0.0	e 0.0	e 0.0	e 0.0	e 0.0	e 1.1	e 0.3	e 0.3	e 0.4	e 0.3	e 0.3
China,P.R.: Mainland	924	0.0	r 0.0	r 0.0	r 0.0	r 0.0	r 0.0	191.8	r 38.9	r 45.3	r 34.1	r 35.9	r 30.1
F.T. New Caledonia	839	e 0.2	e 0.1	e 0.1	e 0.1	e 0.1	e 0.1
India	534	0.1	r 0.1	r 0.0	r 0.0	r 0.0	r 0.0	46.5	r 13.0	r 5.9	r 10.0	r 11.8	r 10.3
Indonesia	536	2.4	r 0.7	r 1.1	r 0.6	r 0.6	r 0.5
Mongolia	948	e 0.2	e 0.0	e 0.0	e 0.0	e 0.0
Myanmar	518	e 0.4	e 1.6	e 1.3	e 1.4	e 1.6	e 1.6	e 0.7	e 0.1	e 0.1	e 0.1	e 0.1	e 0.1
Nepal	558	e 2.2	e 0.0
Sri Lanka	524	e 2.7	e 0.3	e 0.9	e 0.2	e 3.2	e 8.4	0.5	r 0.4	r 0.3	r 0.3	r 0.1	r 0.1
Thailand	578	e 8.2	e 0.9	e 1.1	e 1.2	e 1.1	e 1.9	1.8	r 0.3	r 0.4	r 0.2	r 0.6	r 0.2
Vanuatu	846	e 0.1	e 0.0	e 0.0	e 0.0	e 0.0	e 0.0
Asia n.s.	598	522.8	r 128.2	r 132.6	r 146.0	r 157.7	r 153.9
Europe	170	9.3	0.1	0.1	0.1	0.1	0.1	1.2	0.1	0.2	15.1	0.2	0.1
Emerg. & Dev. Europe	903	8.9	0.1	0.1	0.1	0.0	0.1	1.0	0.0	0.0	0.0	0.1	0.0
Bosnia and Herzegovina	963	e 0.1	e 0.0	e 0.0	e 0.0	e 0.0	e 0.0	e 0.4
Faroe Islands	816	e 0.1	e 0.0	e 0.0	e 0.0	e 0.0	e 0.0
Poland	964	e 0.0	e 0.1	e 0.0	e 0.0	e 0.0	e 0.0	0.0	r 0.0	r 0.0	r 0.0	r 0.0	r 0.0
Romania	968	e 8.6	e 0.0	e 0.0
Serbia, Republic of	942	0.0	r 0.0	r 0.0	r 0.0	r 0.0	r 0.0	e 0.7	e 0.1
CIS	901	0.4	0.0	0.0	0.1	0.0	0.0	0.1	0.1	0.2	15.1	0.2	0.1
Azerbaijan, Rep. of	912	e 0.2	e 0.0	e 0.0	e 0.0	e 14.9
Belarus	913	0.1	r 0.0	r 0.1	r 0.0	r 0.0	e 0.1
Moldova	921	e 0.0	e 0.0	e 0.0	e 0.0	e 0.0	e 0.0	e 0.1	e 0.1	e 0.1	e 0.1	e 0.2	e 0.1
Mid East, N Africa, Pak	440	22.8	11.7	5.7	12.1	9.4	8.9	2.1	0.5	0.5	0.7	0.7	0.5
Algeria	612	e 1.1	e 0.0	e 0.0	e 0.2	e 0.0	e 0.0
Egypt	469	0.2	r 0.1	r 0.1	r 0.1	r 0.1	r 0.1
Iran, I.R. of	429	0.6	r 0.2	r 0.2	r 0.2	r 0.2	r 0.2
Lebanon	446	e 0.2	e 0.0	e 0.0	e 0.0	e 0.0	e 0.0	0.1	r 0.0	r 0.1	r 0.0	r 0.0	r 0.0
Mauritania	682	e 2.3	e 1.1	e 1.8	e 1.8	e 2.2	e 2.0	0.2	r 0.0	r 0.0	r 0.0	r 0.1	r 0.1
Morocco	686	0.5	r 0.1	r 0.5	r 0.1	r 0.1	r 0.1	e 0.2	e 0.1	e 0.0	e 0.0	e 0.0	e 0.0
Qatar	453	e 2.2	e 0.3	e 0.4	e 0.2	e 0.3
Saudi Arabia	456	r 0.1	r 0.0
Sudan	732	e 5.1	e 1.1	e 6.7	e 5.4	e 4.7	e 0.1

Swaziland (734)

In Millions of U.S. Dollars

		Exports (FOB)						Imports (CIF)					
		2016	2017Q1	2017Q2	2017Q3	2017Q4	2018Q1	2016	2017Q1	2017Q2	2017Q3	2017Q4	2018Q1
Tunisia	744	e 0.1	e 0.0	e 0.0	e 0.0	e 0.0	e 0.0	e 0.0
United Arab Emirates	466	15.8	r 5.2	r 1.7	r 2.6	r 1.2	r 1.4	0.9	r 0.2	r 0.2	r 0.3	r 0.3	r 0.3
West Bank and Gaza	487	e 0.2	e 0.0	e 0.0	e 0.0	e 0.0	e 0.1
Yemen, Republic of	474	e 0.3	e 0.1	e 0.1	e 0.1	e 0.1	e 0.1	e 0.0	e 0.0	e 0.0	e 0.0	e 0.0	e 0.0
Sub-Saharan Africa	603	2,103.9	549.3	519.0	588.0	633.4	567.5	2,632.8	659.8	678.9	734.8	746.1	745.1
Benin	638	e 0.2	e 0.0	e 0.0	e 0.1	e 0.0	e 0.0
Botswana	616	5.1	r 1.8	r 3.0	r 3.0	r 2.1	r 1.8	9.3	r 2.4	r 2.4	r 2.6	r 2.3	r 2.3
Burkina Faso	748	e 0.8	e 0.3	e 0.3	e 0.3	e 0.3	e 0.3
Cameroon	622	e 0.1	e 0.1	e 0.1	e 0.1	e 0.1	e 0.1
Congo, Republic of	634	0.3	r 0.1	r 0.1	r 0.1	r 0.1	r 0.1
Côte d'Ivoire	662	0.6	r 0.1	r 0.1	r 0.2	r 0.2	r 0.2
Ethiopia	644	e 1.3	e 0.3	e 0.4	e 0.4	e 0.3	e 0.3
Gabon	646	e 0.1	e 0.0	e 0.0	e 0.0	e 0.0	e 0.0
Gambia, The	648	e 0.3	e 0.1	e 0.1	e 0.1	e 0.1	e 0.1
Ghana	652	88.0	r 21.6	r 22.3	r 24.6	r 26.5	r 25.9
Guinea	656	e 0.9	e 0.2	e 0.3	e 0.3	e 0.3	e 0.3	e 23.8	e 8.0	e 12.3	e 10.2	e 10.2	e 13.9
Kenya	664	0.0	r 0.0	r 0.0	r 0.0	r 0.0	r 0.0	1.0	r 0.3	r 0.2	r 0.4	r 0.3	r 0.2
Lesotho	666	3.8	r 1.0	r 0.9	r 1.1	r 1.2	r 1.0	55.3	r 13.6	r 14.0	r 15.4	r 16.7	r 16.3
Madagascar	674	0.2	r 0.1	r 0.1	r 0.1	r 0.1	r 0.1	e 0.1	e 0.0	e 0.0	e 0.0	e 0.0	e 0.0
Malawi	676	0.1	r 0.0	r 0.0	r 0.0	r 0.0	r 0.0
Mali	678	e 0.2	e 0.1	e 0.1	e 0.1	e 0.1	e 0.1
Mauritius	684	0.2	r 0.0	r 0.0	r 0.1	r 0.0	r 0.0	r 0.0
Mozambique	688	57.2	r 15.6	r 13.3	r 16.2	r 18.0	r 15.5	192.7	r 47.3	r 48.8	r 53.8	r 58.1	r 56.7
Namibia	728	88.1	r 24.0	r 20.5	r 24.9	r 27.7	r 23.8
Rwanda	714	0.0	r 0.0	r 0.2
Senegal	722	0.0	r 0.0	r 0.0	r 0.0	r 0.0	r 0.0	e 0.0	e 3.1	e 4.0
South Africa	199	1,944.3	r 505.6	r 479.7	r 540.8	r 582.1	r 523.9	2,197.8	r 551.6	r 563.8	r 593.7	r 610.8	r 608.5
Togo	742	e 0.0	e 0.0	e 0.0	e 0.0	0.1	r 0.1
Zambia	754	1.9	r 0.4	r 0.5	r 1.0	r 1.0	r 0.3	7.0	r 1.0	r 0.3	r 17.6	r 0.6	r 0.3
Zimbabwe	698	55.8	r 13.7	r 14.2	r 15.6	r 16.8	r 16.4
Western Hemisphere	205	5.1	1.0	2.8	2.7	1.2	1.3	17.5	1.4	1.2	6.7	1.3	1.1
Antigua and Barbuda	311	e 0.0	e 0.1	e 0.0	e 0.0	e 0.1	e 0.1
Argentina	213	0.0	r 0.0	r 0.0	r 0.0	r 0.0	r 0.2	0.1	r 0.1
Aruba	314	e 0.1	e 0.0	e 0.0	e 0.0
Barbados	316	e 0.7	e 0.0	e 0.0	e 0.0	e 0.0	e 0.0	e 0.0	e 0.0	e 0.0
Bolivia	218	0.1	r 0.0	r 0.0	r 0.0	r 0.0	r 0.0	e 0.0	e 0.3	e 0.4	e 0.3	e 0.2
Brazil	223	4.9	r 1.3	r 0.8	r 0.8	r 1.0	r 0.8
Colombia	233	0.1	r 0.0	r 0.0	r 0.0	r 0.0	r 0.0
Dominica	321	e 0.1	e 0.0	e 0.0	e 0.0	e 0.0	e 0.0
Dominican Republic	243	e 0.8	e 0.6	e 0.6	e 0.6	e 0.8	e 0.7	e 0.0	e 0.0	e 0.0	e 0.0	e 0.0	e 0.0
Ecuador	248	e 0.0	e 0.1	e 0.0	e 0.6	e 0.0	e 0.1
El Salvador	253	e 0.2	e 0.7	e 0.0	e 0.1	e 0.0
Guyana	336	e 1.4	e 0.1	e 1.7	e 0.5	e 0.2	e 0.0	e 12.3	e 0.0	e 5.3
Honduras	268	e 0.7	e 0.0	e 0.0	e 0.0	e 0.0	e 0.0
Peru	293	e 0.7	e 0.0	e 0.1	e 0.0	e 0.0	e 0.0	e 0.0
Suriname	366	e 0.4	e 0.0	e 0.0	e 0.0	e 0.0	e 0.1	e 0.0
Trinidad and Tobago	369	e 0.1	e 0.0	e 0.0	e 0.0	e 0.0	e 0.1
Memorandum Items													
Africa	605	2,107.7	555.6	522.4	596.8	641.0	574.5	2,633.2	659.9	678.9	735.0	746.2	745.2
Middle East	405	19.0	5.4	2.3	3.3	1.7	2.0	1.7	0.4	0.4	0.4	0.6	0.5
European Union	998	78.3	20.7	29.4	17.4	15.9	16.5	56.4	8.0	11.6	8.3	16.0	7.9
Export earnings: fuel	080	20.3	5.5	2.4	4.2	1.8	2.1	1.7	0.5	0.7	15.8	0.9	0.7
Export earnings: nonfuel	092	2,211.1	584.4	559.2	619.8	668.2	609.5	3,543.7	865.2	895.5	963.4	991.5	975.5

Sweden (144)

In Millions of U.S. Dollars

		Exports (FOB)						Imports (CIF)					
		2016	2017Q1	2017Q2	2017Q3	2017Q4	2018Q1	2016	2017Q1	2017Q2	2017Q3	2017Q4	2018Q1
IFS World		139,291.2	36,145.8	37,522.4	37,671.5	41,769.1	42,587.5	140,985.2	36,236.2	37,087.9	38,303.6	42,380.7	43,088.9
World	001	139,298.2	36,150.9	37,526.3	37,662.7	41,769.4	42,614.3	140,756.6	36,236.6	37,085.5	38,313.7	42,382.8	43,104.4
Advanced Economies	110	111,230.3	28,804.2	29,642.6	29,630.0	33,080.6	33,688.1	113,708.3	28,850.3	29,849.4	30,202.1	33,841.2	34,391.8
Euro Area	163	56,998.9	14,780.9	15,642.5	15,279.4	16,944.5	17,788.1	73,151.2	18,661.3	19,261.3	19,545.2	22,487.8	22,535.8
Austria	122	1,180.4	r 359.9	r 326.8	r 360.1	r 377.9	r 383.1	1,764.4	r 478.2	r 495.8	r 466.5	r 508.3	r 544.3
Belgium	124	6,501.6	r 1,577.0	r 1,831.8	r 1,527.9	r 1,753.8	r 1,790.0	6,481.2	r 1,717.0	r 1,799.7	r 1,716.5	r 1,926.6	r 1,969.9
Cyprus	423	32.3	r 8.1	r 10.2	r 11.1	r 9.8	r 45.4	40.4	r 11.2	r 16.0	r 14.2	r 14.5	r 14.0
Estonia	939	1,126.9	r 294.7	r 328.8	r 326.4	r 336.7	r 354.1	2,171.8	r 438.0	r 452.2	r 474.5	r 444.7	r 461.2
Finland	172	9,451.1	r 2,418.2	r 2,610.8	r 2,669.8	r 2,892.4	r 2,879.0	6,394.3	r 1,633.7	r 1,710.7	r 1,816.8	r 2,081.0	r 1,943.1
France	132	6,152.3	r 1,607.2	r 1,625.5	r 1,468.3	r 1,710.3	r 1,881.0	5,729.4	r 1,332.0	r 1,453.4	r 1,524.1	r 1,737.6	r 1,663.4
Germany	134	14,652.9	r 3,869.4	r 4,161.5	r 4,296.0	r 4,430.5	r 4,710.6	26,493.2	r 6,869.3	r 6,929.7	r 7,101.1	r 7,979.5	r 8,076.1
Greece	174	392.2	r 91.8	r 114.4	r 113.5	r 124.1	r 112.4	166.5	r 37.0	r 41.5	r 67.5	r 39.1	r 49.4
Ireland	178	793.6	r 148.5	r 146.9	r 156.7	r 156.0	r 230.3	1,513.0	r 330.2	r 350.4	r 354.9	r 451.8	r 417.2
Italy	136	3,731.8	r 1,006.0	r 1,047.0	r 969.6	r 1,096.0	r 1,240.1	4,576.2	r 1,148.4	r 1,239.2	r 1,232.4	r 1,417.0	r 1,506.9
Latvia	941	443.9	r 94.9	r 108.0	r 110.7	r 115.4	r 129.1	657.7	r 161.7	r 184.8	r 173.4	r 204.0	r 226.5
Lithuania	946	907.7	r 226.9	r 243.0	r 248.2	r 261.0	r 279.1	1,207.8	r 319.4	r 338.9	r 343.3	r 370.7	r 374.9
Luxembourg	137	92.4	r 38.8	r 33.7	r 27.4	r 30.1	r 28.2	296.3	r 82.2	r 86.5	r 69.4	r 83.1	r 99.5
Malta	181	68.8	r 15.3	r 3.6	r 4.1	r 6.6	r 12.4	52.1	r 5.1	r 3.6	r 4.7	r 12.6	r 11.3
Netherlands	138	7,503.1	r 2,023.0	r 1,937.1	r 1,914.4	r 2,472.0	r 2,456.6	11,850.0	r 3,138.5	r 3,163.6	r 3,261.7	r 4,059.4	r 4,008.1
Portugal	182	754.5	r 185.5	r 221.4	r 177.8	r 193.5	r 213.2	537.2	r 133.6	r 105.0	r 136.7	r 143.3	r 159.8
Slovak Republic	936	331.9	r 92.8	r 108.0	r 111.8	r 115.0	r 127.5	1,079.6	r 234.2	r 261.3	r 217.0	r 332.2	r 273.5
Slovenia	961	146.6	r 43.8	r 51.0	r 46.3	r 56.2	r 53.2	247.2	r 75.1	r 75.1	r 70.6	r 88.2	r 85.2
Spain	184	2,734.8	r 679.0	r 733.1	r 739.1	r 807.3	r 862.7	1,892.8	r 516.5	r 553.8	r 499.8	r 594.2	r 651.4
Australia	193	1,528.6	r 414.8	r 460.6	r 441.4	r 446.3	r 606.9	273.0	r 57.6	r 47.4	r 110.7	r 93.3	r 21.0
Canada	156	1,215.2	r 318.7	r 303.6	r 273.0	r 307.8	r 326.4	484.8	r 88.8	r 99.9	r 177.5	r 129.7	r 115.9
China,P.R.: Hong Kong	532	537.3	r 140.3	r 105.8	r 99.7	r 119.2	r 93.3	338.5	r 69.9	r 66.8	r 79.3	r 83.1	r 89.7
China,P.R.: Macao	546	1.8	r 0.2	r 0.5	r 0.8	r 1.2	r 0.6	3.0	r 0.5	r 0.2	r 0.3	r 0.3	r 0.3
Czech Republic	935	1,137.9	r 292.1	r 315.2	r 317.7	r 365.9	r 361.9	2,070.7	r 546.1	r 548.9	r 508.3	r 636.8	r 690.8
Denmark	128	9,730.0	r 2,466.0	r 2,456.1	r 2,645.6	r 2,932.6	r 2,779.7	10,658.3	r 2,706.7	r 2,685.7	r 2,704.1	r 2,954.5	r 3,130.7
Iceland	176	329.6	r 85.1	r 99.1	r 102.4	r 103.6	r 107.6	37.0	r 5.7	r 8.8	r 9.2	r 5.2	r 7.0
Israel	436	297.1	r 105.4	r 81.1	r 95.5	r 75.1	r 92.9	135.8	r 43.6	r 33.6	r 33.5	r 38.1	r 38.6
Japan	158	2,085.9	r 587.8	r 603.1	r 528.6	r 563.7	r 646.3	1,726.8	r 388.5	r 408.6	r 402.3	r 497.7	r 504.8
Korea, Republic of	542	1,397.5	r 312.4	r 373.3	r 335.7	r 412.4	r 424.4	830.6	r 229.9	r 211.3	r 278.9	r 237.0	r 242.7
New Zealand	196	163.4	r 43.0	r 45.3	r 50.2	r 62.9	r 51.0	52.3	r 8.8	r 15.5	r 15.4	r 12.4	r 13.1
Norway	142	14,459.2	r 3,622.9	r 3,696.0	r 3,883.9	r 4,439.0	r 4,152.4	10,996.7	r 2,747.9	r 2,925.5	r 3,047.2	r 3,060.1	r 3,287.8
San Marino	135	4.6	r 1.8	r 0.8	r 2.2	r 1.0	r 2.1	0.9	r 0.1	r 0.2	r 0.1	r 0.2	r 0.2
Singapore	576	615.5	r 161.3	r 189.1	r 180.1	r 225.6	r 299.3	122.8	r 29.1	r 35.7	r 32.3	r 40.1	r 54.8
Switzerland	146	1,681.3	r 455.5	r 383.2	r 402.4	r 419.3	r 468.9	1,072.8	r 260.8	r 236.4	r 309.9	r 314.4	r 288.9
Taiwan Prov.of China	528	447.4	r 117.1	r 134.7	r 114.5	r 116.1	r 142.9	721.4	r 199.4	r 189.6	r 210.5	r 185.9	r 190.9
United Kingdom	112	8,398.8	r 2,355.5	r 2,184.9	r 2,278.4	r 2,709.4	r 2,486.0	7,278.7	r 1,910.4	r 1,971.3	r 1,845.9	r 2,142.0	r 2,112.2
United States	111	10,200.2	r 2,543.4	r 2,567.7	r 2,598.5	r 2,834.9	r 2,857.5	3,753.0	r 895.2	r 1,102.6	r 891.5	r 922.5	r 1,066.7
Vatican	187	0.1	r 0.0	r 0.0	r 0.0	r 0.0	r 0.0	0.0	r 0.0	r 0.0	r 0.0
Emerg. & Dev. Economies	200	27,355.8	7,094.0	7,597.4	7,819.7	8,434.0	8,692.8	26,977.8	7,354.9	7,235.4	8,086.5	8,503.8	8,712.0
Emerg. & Dev. Asia	505	8,179.2	2,249.6	2,620.5	2,556.1	2,652.7	3,056.1	11,333.6	2,806.4	2,932.9	3,479.1	3,055.8	3,128.2
Bangladesh	513	54.9	r 10.9	r 9.7	r 13.5	r 17.9	r 10.4	463.2	r 121.2	r 106.0	r 153.1	r 113.2	r 122.5
Bhutan	514	3.1	r 2.5	r 0.1	r 0.1	r 0.4	r 0.3	0.0	r 0.0	r 0.0
Brunei Darussalam	516	9.4	r 1.6	r 0.2	r 1.2	r 0.3	r 0.5	0.1	r 0.1	r 0.1	r 0.0	r 0.0	r 0.0
Cambodia	522	5.2	r 2.3	r 1.0	r 1.3	r 1.3	r 1.0	72.7	r 16.9	r 18.7	r 24.9	r 16.9	r 20.3
China,P.R.: Mainland	924	5,365.8	r 1,536.0	r 1,833.7	r 1,747.2	r 1,738.6	r 2,239.3	7,887.0	r 1,960.1	r 1,953.5	r 2,412.2	r 2,101.9	r 2,086.0
Fiji	819	0.4	r 0.0	r 0.0	r 0.1	r 0.1	r 0.3	0.1	r 0.0	r 0.0	r 0.0	r 0.0	r 0.0
F.T. French Polynesia	887	2.3	r 0.5	r 0.3	r 0.2	r 0.2	r 0.3	0.1	r 0.0	r 0.1	r 0.2	r 0.0	r 0.0
F.T. New Caledonia	839	1.8	r 0.4	r 0.8	r 0.3	r 0.4	r 0.5	0.1	r 0.0	r 0.0	r 0.0	r 0.0	r 0.6
Guam	829	0.2	r 0.0	r 0.1	r 0.0	r 0.1	r 0.1	0.0	r 0.0	r 0.0	r 0.0	r 0.0	r 0.0
India	534	1,041.0	r 300.7	r 306.1	r 319.3	r 414.7	r 330.4	709.2	r 174.3	r 184.8	r 208.1	r 188.4	r 203.0
Indonesia	536	348.9	r 98.5	r 110.7	r 120.8	r 141.7	r 124.7	180.1	r 47.6	r 49.6	r 46.8	r 39.2	r 45.3
Kiribati	826	0.1	r 0.0	r 0.1	0.0	r 0.0	r 0.0
Lao People's Dem.Rep	544	0.3	r 0.0	r 0.1	r 5.0	r 3.4	r 2.1	19.1	r 6.4	r 5.5	r 9.5	r 6.4	r 3.7
Malaysia	548	337.3	r 72.0	r 83.6	r 80.2	r 79.6	r 99.0	359.3	r 108.9	r 97.9	r 106.8	r 109.4	r 110.0
Maldives	556	3.5	r 1.0	r 0.7	r 0.5	r 3.5	r 1.0	0.0	r 0.0	r 0.0	r 0.0	r 0.0	r 0.0
Marshall Islands	867	0.0	r 1.0	r 0.0	r 0.0	0.0	r 1.2	r 0.0

Sweden (144)

In Millions of U.S. Dollars

		Exports (FOB)						Imports (CIF)					
		2016	2017Q1	2017Q2	2017Q3	2017Q4	2018Q1	2016	2017Q1	2017Q2	2017Q3	2017Q4	2018Q1
Mongolia	948	18.3	r 3.7	r 6.2	r 3.7	r 7.7	r 8.3	0.4	r 0.0	r 0.4	r 0.1	r 0.3	r 0.1
Myanmar	518	17.3	r 1.7	r 2.1	r 1.7	r 5.1	r 2.7	15.4	r 5.8	r 5.7	r 10.5	r 8.8	r 8.6
Nepal	558	1.5	r 1.1	r 0.8	r 1.2	r 1.0	r 0.4	1.4	r 0.3	r 0.3	r 0.5	r 0.5	r 0.3
Palau	565	0.0	r 0.3	r 0.0	r 0.0	r 0.0	r 0.0	0.0	r 0.0	r 0.0	r 0.0	r 0.0
Papua New Guinea	853	2.5	r 0.4	r 0.2	r 1.8	r 0.5	r 0.3	5.1	r 1.0	r 0.2	r 1.8	r 0.1	r 0.3
Philippines	566	125.6	r 34.6	r 33.9	r 40.3	r 53.9	r 44.6	41.5	r 14.0	r 15.4	r 22.8	r 14.1	r 16.7
Samoa	862	0.7	r 0.1	r 1.0	r 0.0	r 0.1	r 0.0	0.1	r 0.2	r 0.2	r 0.5	r 0.7
Solomon Islands	813	0.3	r 0.2	r 0.1	r 0.1	r 0.3	r 0.0	r 0.0	r 0.0
Sri Lanka	524	39.2	r 9.8	r 10.1	r 8.9	r 9.6	r 11.5	63.6	r 15.5	r 17.2	r 19.5	r 19.3	r 17.8
Thailand	578	627.1	r 101.6	r 149.1	r 155.5	r 119.0	r 129.7	485.1	r 128.1	r 134.3	r 142.9	r 124.1	r 121.1
Timor-Leste	537	1.3	r 0.0	r 0.1	r 0.1	r 0.0	0.1	r 0.1	r 0.2	r 2.1	r 3.5	r 3.1
Vanuatu	846	0.1	r 0.0	r 0.0	r 0.0	r 0.0	0.1	r 0.0	r 0.0
Vietnam	582	170.3	r 68.5	r 69.4	r 52.8	r 52.8	r 48.3	1,029.2	r 204.6	r 342.7	r 316.8	r 309.3	r 368.0
Asia n.s.	598	0.9	r 0.1	r 0.3	r 0.3	r 0.4	r 0.3	0.5	r 0.1	r 0.0	r 0.2	r 0.1	r 0.0
Europe	170	9,870.9	2,523.4	2,673.3	2,759.1	3,006.2	3,236.7	12,432.5	3,560.8	3,315.7	3,530.6	4,108.9	4,215.4
Emerg. & Dev. Europe	903	7,441.9	1,923.3	1,899.9	2,033.8	2,223.1	2,506.8	8,462.3	2,244.7	2,368.2	2,390.6	2,849.0	2,850.0
Albania	914	9.5	r 1.7	r 0.9	r 1.6	r 2.1	r 1.9	4.5	r 1.7	r 5.6	r 6.6	r 4.6	r 3.6
Bosnia and Herzegovina	963	30.4	r 6.3	r 6.7	r 6.5	r 8.7	r 8.4	50.0	r 12.7	r 14.6	r 13.1	r 15.0	r 16.0
Bulgaria	918	137.8	r 44.0	r 44.8	r 44.7	r 42.5	r 49.8	180.1	r 54.1	r 53.7	r 60.8	r 65.1	r 61.9
Croatia	960	114.0	r 25.4	r 29.5	r 25.7	r 33.4	r 31.1	88.7	r 16.0	r 25.2	r 26.5	r 27.0	r 24.4
Faroe Islands	816	27.6	r 6.8	r 6.6	r 9.8	r 8.2	r 11.0	2.7	r 1.1	r 2.3	r 0.8	r 0.7	r 1.7
Gibraltar	823	121.3	r 67.9	r 23.9	r 45.6	r 30.1	r 81.4	0.0	r 0.0	r 0.0	r 0.0	r 0.0	r 0.0
Hungary	944	623.8	r 169.9	r 171.5	r 178.7	r 185.2	r 189.8	1,177.7	r 316.7	r 359.3	r 360.0	r 459.1	r 444.5
Kosovo	967	2.6	r 0.6	r 1.0	r 0.7	r 0.7	r 0.5	1.3	r 0.4	r 0.3	r 0.5	r 0.3	r 0.6
Macedonia, FYR	962	10.5	r 4.7	r 3.7	r 5.1	r 3.5	r 3.3	20.2	r 2.9	r 5.2	r 4.8	r 4.3	r 4.3
Montenegro	943	5.3	r 1.0	r 5.3	r 1.1	r 5.2	r 0.8	2.5	r 0.5	r 0.1	r 0.0	r 0.1	r 0.4
Poland	964	4,520.4	r 1,093.9	r 1,079.7	r 1,154.7	r 1,345.2	r 1,513.4	5,177.9	r 1,369.2	r 1,437.6	r 1,436.0	r 1,746.2	r 1,767.4
Romania	968	338.1	r 86.8	r 83.9	r 96.0	r 112.5	r 114.0	454.7	r 97.6	r 99.2	r 115.3	r 116.5	r 125.2
Serbia, Republic of	942	118.2	r 30.3	r 30.8	r 30.0	r 27.5	r 33.6	84.4	r 36.2	r 41.8	r 39.7	r 50.7	r 55.9
Turkey	186	1,382.2	r 383.7	r 411.6	r 433.6	r 418.3	r 467.7	1,217.6	r 335.5	r 323.4	r 326.5	r 359.2	r 344.2
CIS	901	2,428.1	599.9	773.1	725.0	782.7	729.5	3,970.2	1,316.1	947.5	1,139.9	1,260.0	1,365.1
Armenia	911	7.9	r 4.2	r 7.8	r 3.3	r 10.6	r 5.7	0.3	r 0.0	r 0.0	r 0.1	r 0.2	r 0.0
Azerbaijan, Rep. of	912	17.7	r 8.0	r 3.3	r 2.6	r 6.6	r 2.3	0.6	r 0.2	r 0.2	r 0.2	r 0.1	r 0.4
Belarus	913	40.0	r 14.7	r 18.4	r 14.8	r 16.4	r 19.4	42.3	r 10.5	r 6.2	r 12.0	r 10.2	r 12.5
Georgia	915	17.3	r 1.7	r 2.4	r 4.4	r 1.7	r 1.6	0.1	r 0.0	r 0.0	r 0.1	r 0.1	r 0.1
Kazakhstan	916	153.5	r 29.4	r 32.5	r 25.5	r 38.2	r 33.9	28.8	r 11.6	r 16.2	r 14.6	r 13.8	r 9.7
Kyrgyz Republic	917	4.3	r 0.7	r 0.7	r 1.5	r 2.3	r 1.2	0.3	r 0.1	r 0.0	r 0.0	r 0.1	r 0.1
Moldova	921	12.4	r 3.6	r 2.8	r 2.7	r 2.2	r 4.8	2.2	r 0.8	r 0.5	r 0.4	r 0.4	r 0.4
Russian Federation	922	1,709.5	r 457.3	r 589.6	r 564.9	r 586.9	r 592.5	3,817.7	r 1,270.6	r 901.5	r 1,093.1	r 1,214.2	r 1,318.8
Tajikistan	923	1.2	r 0.2	r 0.3	r 0.1	r 2.5	r 1.1	0.1	r 0.1	r 0.1	r 0.1	r 0.2	r 0.0
Turkmenistan	925	44.7	r 0.2	r 1.4	r 0.1	r 0.2	r 0.5	0.0	r 0.0	r 0.0	r 0.0	r 0.0	r 0.0
Ukraine	926	400.7	r 76.3	r 107.3	r 93.2	r 110.4	r 61.9	77.7	r 22.1	r 22.7	r 19.1	r 20.7	r 23.2
Uzbekistan	927	18.9	r 3.4	r 6.5	r 11.8	r 4.6	r 4.7	0.2	r 0.1	r 0.1	r 0.0	r 0.0	r 0.0
Europe n.s.	884	1.0	r 0.2	r 0.3	r 0.3	r 0.4	r 0.4	0.1	r 0.0	r 0.0	r 0.1	r 0.0	r 0.2
Mid East, N Africa, Pak	440	4,813.3	1,185.4	1,112.1	1,259.0	1,474.9	1,226.2	719.7	289.4	303.7	314.2	328.9	448.6
Afghanistan, I.R. of	512	8.0	r 5.3	r 3.2	r 1.6	r 3.8	r 1.4	0.2	r 0.1	r 0.1	r 0.0	r 0.1	r 0.1
Algeria	612	375.0	r 60.1	r 51.6	r 58.8	r 73.7	r 63.2	3.6	r 6.9	r 2.9	r 12.4	r 1.4	r 1.4
Bahrain, Kingdom of	419	17.7	r 9.7	r 7.8	r 8.2	r 5.0	r 4.1	1.0	r 0.2	r 0.6	r 0.1	r 0.4	r 0.1
Djibouti	611	6.9	r 1.3	r 0.3	r 0.4	r 2.4	r 2.3	0.0	r 0.0	r 0.1	r 0.0	r 0.0	r 0.0
Egypt	469	751.8	r 154.5	r 173.7	r 154.3	r 256.6	r 159.4	31.3	r 8.5	r 9.1	r 8.4	r 8.1	r 8.6
Iran, I.R. of	429	260.5	r 101.2	r 73.6	r 131.2	r 204.5	r 103.4	13.4	r 3.4	r 3.3	r 3.7	r 4.0	r 4.5
Iraq	433	242.6	r 29.5	r 24.8	r 33.0	r 62.2	r 19.8	148.9	r 88.9	r 68.9	r 32.6	r 42.8	r 136.4
Jordan	439	56.1	r 14.8	r 17.8	r 28.8	r 12.8	r 19.9	6.3	r 1.8	r 1.2	r 0.9	r 1.6	r 1.8
Kuwait	443	57.7	r 18.4	r 16.0	r 24.0	r 23.4	r 18.3	0.3	r 0.1	r 38.2	r 0.3	r 21.0	r 0.2
Lebanon	446	86.8	r 24.8	r 21.3	r 15.8	r 15.7	r 33.3	19.0	r 3.1	r 5.0	r 4.2	r 5.4	r 3.1
Libya	672	38.3	r 7.7	r 9.7	r 3.5	r 19.9	r 12.9	2.2	r 34.0	r 34.7	r 31.3	r 74.9	r 70.7
Mauritania	682	40.5	r 1.5	r 0.4	r 1.4	r 1.0	r 0.7	0.0	r 0.0	r 0.0	r 0.0	r 0.0	r 0.0
Morocco	686	384.9	r 155.8	r 117.0	r 100.4	r 86.9	r 111.8	99.1	r 30.0	r 25.9	r 34.5	r 46.1	r 39.1
Oman	449	126.3	r 33.0	r 29.6	r 30.3	r 24.9	r 81.6	1.4	r 0.1	r 0.1	r 0.1	r 0.7	r 0.1
Pakistan	564	235.7	r 68.3	r 63.9	r 53.0	r 63.6	r 66.2	152.9	r 42.2	r 37.0	r 45.0	r 38.5	r 36.7

Sweden (144)

In Millions of U.S. Dollars

		Exports (FOB)						Imports (CIF)					
		2016	2017Q1	2017Q2	2017Q3	2017Q4	2018Q1	2016	2017Q1	2017Q2	2017Q3	2017Q4	2018Q1
Qatar	453	172.7	r 54.0	r 50.0	r 75.5	r 51.1	r 68.8	62.7	r 34.7	r 24.1	r 76.3	r 45.8	r 56.2
Saudi Arabia	456	1,083.3	r 240.8	r 209.0	r 284.1	r 348.5	r 256.8	115.5	r 22.5	r 22.3	r 40.9	r 19.9	r 70.0
Somalia	726	1.5	r 0.2	r 0.2	r 0.2	r 0.1	r 0.2	0.3	r 0.0	r 0.0	r 0.0	r 0.0	r 0.0
Sudan	732	43.5	r 9.0	r 15.5	r 19.3	r 9.5	r 6.7	0.9	r 0.0	r 0.1	r 0.1	r 0.1	r 0.0
Syrian Arab Republic	463	22.2	r 4.0	r 4.3	r 5.3	r 8.5	r 8.2	3.6	r 0.8	r 1.1	r 1.1	r 0.9	r 0.9
Tunisia	744	94.1	r 15.6	r 17.1	r 13.9	r 23.2	r 17.2	31.0	r 4.8	r 19.7	r 4.9	r 4.6	r 5.8
United Arab Emirates	466	682.7	r 171.7	r 191.4	r 204.5	r 172.3	r 165.2	25.8	r 7.2	r 9.1	r 17.3	r 12.5	r 12.3
West Bank and Gaza	487	2.7	r 2.1	r 10.6	r 7.0	r 1.0	r 2.5	0.2	r 0.1	r 0.1	r 0.0	r 0.0	r 0.3
Yemen, Republic of	474	21.8	r 2.1	r 3.5	r 4.6	r 4.4	r 2.2	0.0	r 0.0	r 0.0	r 0.0	r 0.1	r 0.0
Sub-Saharan Africa	603	1,551.9	380.5	378.8	365.0	457.7	385.3	956.4	312.5	286.2	366.5	616.6	492.8
Angola	614	13.4	r 2.7	r 3.4	r 2.2	r 3.0	r 2.1	1.0	r 0.1	r 0.0	r 0.0	r 0.0	r 0.1
Benin	638	12.9	r 2.6	r 1.5	r 1.7	r 4.3	r 3.1	0.3	r 0.0	r 0.0	r 0.1	r 0.0	r 0.0
Botswana	616	5.1	r 3.3	r 1.2	r 0.5	r 0.9	r 0.1	0.0	r 0.1	r 0.0	r 0.0	r 0.0	r 0.0
Burkina Faso	748	23.3	r 5.2	r 5.0	r 6.5	r 9.4	r 6.6	0.0	r 0.1	r 0.0	r 0.0	r 0.0	r 0.0
Burundi	618	0.2	r 0.1	r 0.0	r 0.1	r 0.1	r 0.1	7.8	r 2.7	r 1.5	r 0.0	r 2.3	r 2.2
Cabo Verde	624	1.8	r 1.3	r 0.6	r 0.1	r 0.2	r 0.3	0.8	r 1.0	r 0.0	r 0.0	r 0.0
Cameroon	622	21.2	r 5.2	r 2.1	r 2.5	r 3.8	r 0.9	0.1	r 0.1	r 0.1	r 0.0	r 0.3	r 0.0
Central African Rep.	626	2.7	r 0.0	r 0.0	r 0.1	r 0.4	r 0.0	0.0	r 0.0	r 0.0
Chad	628	0.3	r 0.5	r 0.2	r 0.0	r 0.2	r 0.1	0.0	r 0.0	r 0.0	r 0.0	r 0.0
Comoros	632	0.0	r 0.0	r 0.0	r 0.0	r 0.0	r 0.4	0.3	r 0.0
Congo, Dem. Rep. of	636	6.1	r 1.6	r 2.0	r 1.6	r 3.6	r 3.5	0.8	r 0.1	r 0.0	r 0.3	r 0.4	r 0.0
Congo, Republic of	634	5.9	r 1.0	r 0.4	r 0.5	r 2.6	r 2.6	4.4	r 0.2	r 0.1	r 0.0	r 0.0	r 0.0
Côte d'Ivoire	662	33.4	r 9.1	r 13.6	r 7.3	r 12.1	r 8.8	46.3	r 0.1	r 0.1	r 0.1	r 0.0	r 0.0
Equatorial Guinea	642	4.0	r 0.0	r 0.2	r 0.2	r 0.2	r 0.1	0.1	r 0.0
Eritrea	643	2.0	r 1.8	r 0.4	r 0.7	r 0.3	r 1.8	0.0	r 0.0	r 0.0	r 0.0	r 0.0	r 0.0
Ethiopia	644	51.7	r 5.6	r 4.8	r 7.3	r 6.1	r 4.7	17.6	r 3.8	r 3.2	r 3.8	r 4.7	r 2.1
Gabon	646	3.5	r 0.2	r 7.0	r 1.1	r 0.1	r 1.5	7.7	r 13.8	r 8.8	r 11.4	r 4.1	r 24.3
Gambia, The	648	4.8	r 1.3	r 1.3	r 1.8	r 2.2	r 1.4	0.0	r 0.0	r 0.0	r 0.0	r 0.0	r 0.0
Ghana	652	109.8	r 26.0	r 18.9	r 19.2	r 32.4	r 19.6	4.0	r 2.0	r 1.2	r 0.4	r 0.6	r 1.4
Guinea	656	7.0	r 1.7	r 1.8	r 6.7	r 3.7	r 3.6	0.0	r 0.0	r 0.0	r 0.0	r 0.0	r 0.0
Guinea-Bissau	654	2.0	r 0.1	r 0.0	r 0.1	r 0.2	r 0.9	0.0	r 0.0	r 0.0
Kenya	664	48.0	r 16.1	r 15.3	r 11.6	r 12.5	r 19.8	31.3	r 7.9	r 9.2	r 4.8	r 7.6	r 6.9
Lesotho	666	0.0	r 0.0	0.2	r 0.0	r 0.1	r 0.0	r 0.0	r 0.0
Liberia	668	11.5	r 1.9	r 1.5	r 12.2	r 2.2	r 1.4	0.0	r 0.0	r 0.3	r 0.0	r 0.9	r 0.0
Madagascar	674	5.9	r 0.4	r 1.1	r 0.2	r 1.4	r 0.7	38.1	r 11.5	r 8.4	r 11.7	r 12.0	r 6.7
Malawi	676	1.6	r 0.3	r 0.9	r 0.3	r 0.2	r 0.3	1.6	r 0.3	r 0.3	r 0.2	r 0.4	r 0.5
Mali	678	12.6	r 4.0	r 5.1	r 4.4	r 2.3	r 4.4	0.5	r 0.0	r 0.0	r 0.0	r 0.2	r 0.0
Mauritius	684	5.5	r 1.3	r 1.7	r 1.4	r 1.6	r 1.6	8.1	r 2.1	r 1.6	r 2.3	r 2.5	r 2.3
Mozambique	688	4.9	r 3.6	r 1.3	r 4.0	r 3.5	r 2.7	0.7	r 0.1	r 0.2	r 0.1	r 1.6	r 0.0
Namibia	728	4.1	r 0.5	r 0.9	r 1.5	r 2.2	r 1.2	1.7	r 0.6	r 0.2	r 0.2	r 0.1	r 1.1
Niger	692	9.2	r 3.0	r 0.7	r 1.4	r 3.6	r 6.6	0.2	r 0.0	r 0.1	r 0.0	r 0.1	r 0.3
Nigeria	694	179.9	r 17.7	r 23.6	r 25.3	r 34.4	r 13.1	588.9	r 216.9	r 197.7	r 269.7	r 534.2	r 385.6
Rwanda	714	16.6	r 5.1	r 1.4	r 1.5	r 2.9	r 4.7	3.1	r 2.8	r 1.2	r 1.6	r 3.0	r 3.0
São Tomé & Príncipe	716	0.0	r 0.0	r 0.1	0.0	r 0.0	r 0.0	r 0.0	r 0.0
Senegal	722	24.7	r 16.1	r 14.0	r 5.8	r 11.7	r 4.9	2.7	r 0.0	r 0.1	r 0.6	r 0.3	r 0.0
Seychelles	718	3.7	r 0.8	r 1.0	r 1.0	r 1.0	r 1.3	0.2	r 0.0	r 0.0	r 0.0	r 0.0	r 0.0
Sierra Leone	724	9.9	r 0.4	r 6.7	r 1.3	r 1.7	r 0.8	0.1	r 0.0	r 0.2	r 0.0	r 0.0	r 0.0
South Africa	199	744.4	r 208.6	r 195.0	r 200.8	r 255.9	r 214.7	167.0	r 40.1	r 42.6	r 50.9	r 38.3	r 48.7
South Sudan, Rep. of	733	0.4	r 0.0	r 0.1	r 0.0	r 0.1	r 0.0	0.0	r 0.0	r 0.0	r 0.0	r 0.0	r 0.0
Swaziland	734	0.1	r 0.0	r 0.1	r 0.1	r 0.2	r 0.0	0.1	r 0.0	r 0.0	r 1.5	r 0.0	r 0.0
Tanzania	738	92.6	r 15.8	r 14.3	r 11.0	r 16.7	r 7.1	7.5	r 2.1	r 3.2	r 1.2	r 0.5	r 1.1
Togo	742	5.8	r 0.3	r 0.8	r 4.8	r 1.8	r 1.0	0.4	r 0.1	r 0.0	r 0.0	r 0.0	r 0.0
Uganda	746	8.5	r 3.4	r 3.4	r 3.7	r 2.7	r 3.1	7.0	r 3.0	r 1.7	r 2.5	r 2.0	r 5.5
Zambia	754	37.4	r 8.8	r 23.6	r 10.6	r 11.5	r 27.5	4.1	r 0.6	r 0.3	r 0.0	r 0.0	r 0.1
Zimbabwe	698	10.5	r 3.0	r 1.9	r 1.7	r 1.6	r 6.1	1.8	r 0.4	r 3.7	r 2.7	r 0.4	r 0.5
Africa n.s.	799	2.8	r 0.0	0.0	r 0.0	r 0.0	r 0.0
Western Hemisphere	205	2,940.4	755.1	812.7	880.4	842.5	788.4	1,535.6	385.8	396.9	396.1	393.5	427.1
Anguilla	312	0.2	r 0.0	r 0.0	r 0.0	r 0.2	r 0.1	0.0	r 0.0	r 0.0	r 0.2	r 0.0	r 0.0
Antigua and Barbuda	311	0.8	r 0.0	r 0.5	r 0.1	r 2.6	r 0.1	0.0	r 0.0	r 0.1	r 0.0	r 0.4	r 0.0
Argentina	213	282.6	r 75.5	r 105.1	r 57.1	r 47.0	r 48.2	76.7	r 17.4	r 22.9	r 24.7	r 14.4	r 12.7

Sweden (144)

In Millions of U.S. Dollars

		Exports (FOB)						Imports (CIF)					
		2016	2017Q1	2017Q2	2017Q3	2017Q4	2018Q1	2016	2017Q1	2017Q2	2017Q3	2017Q4	2018Q1
Aruba	314	0.9	r 1.4	r 0.3	r 0.1	r 0.1	r 0.1	0.4	r 0.3	r 0.0	r 0.0	r 0.0	r 0.0
Bahamas, The	313	63.1	r 19.5	r 18.4	r 40.8	r 1.2	r 1.5	0.3	r 0.1	r 1.8	r 0.5	r 0.0	r 0.0
Barbados	316	12.6	r 3.6	r 2.6	r 2.6	r 1.8	r 3.1	0.5	r 0.1	r 0.1	r 0.3	r 0.5	r 0.0
Belize	339	0.3	r 0.0	r 0.0	r 0.6	r 0.4	r 0.1	0.2	r 0.0	r 0.0	r 0.0	r 0.0	r 0.0
Bermuda	319	1.0	r 0.1	r 0.3	r 0.1	r 1.2	r 0.1	1.9	r 0.0	r 0.0	r 0.3	r 0.0	r 2.5
Bolivia	218	33.4	r 5.3	r 39.9	r 45.4	r 59.8	r 41.5	1.3	r 0.4	r 0.2	r 0.6	r 0.3	r 0.3
Brazil	223	789.8	r 189.1	r 191.5	r 251.7	r 230.8	r 247.1	539.6	r 133.8	r 118.6	r 143.8	r 139.9	r 161.3
Chile	228	294.6	r 81.3	r 76.1	r 82.9	r 85.0	r 107.7	116.0	r 37.3	r 19.9	r 19.6	r 15.4	r 24.0
Colombia	233	83.7	r 29.3	r 25.5	r 29.1	r 27.8	r 24.4	53.5	r 15.3	r 15.0	r 15.6	r 14.2	r 10.9
Costa Rica	238	32.5	r 9.3	r 5.0	r 9.6	r 9.5	r 4.2	32.4	r 7.1	r 9.4	r 9.4	r 9.1	r 5.6
Curacao	354	1.2	r 1.2	r 0.9	r 0.3	r 0.3	r 0.2	0.1	r 0.0	r 0.0	r 0.0	r 0.0	r 0.0
Dominica	321	1.4	r 0.4	r 0.7	r 0.3	r 0.6	r 0.2	0.0	r 0.0	r 0.0	r 0.0	r 0.0	r 0.0
Dominican Republic	243	44.8	r 10.3	r 6.7	r 12.0	r 6.8	r 12.3	62.0	r 10.0	r 12.5	r 11.7	r 11.6	r 5.6
Ecuador	248	29.5	r 9.3	r 8.6	r 14.4	r 17.5	r 10.2	39.6	r 16.9	r 13.0	r 14.7	r 14.9	r 20.6
El Salvador	253	20.1	r 3.3	r 2.7	r 3.0	r 3.6	r 2.0	0.4	r 0.0	r 0.4	r 0.5	r 0.5	r 0.5
Greenland	326	77.4	r 1.5	r 36.9	r 31.5	r 22.3	r 2.2	0.0	r 0.0	r 0.1	r 0.6	r 0.4	r 0.0
Grenada	328	1.8	r 0.1	r 0.1	r 0.2	r 0.1	r 0.1	0.0	r 0.0	r 0.0	r 0.0	r 0.0	r 0.0
Guatemala	258	27.7	r 10.4	r 6.5	r 7.5	r 8.7	r 8.8	5.6	r 1.4	r 0.4	r 1.8	r 0.3	r 3.3
Guyana	336	3.8	r 0.8	r 0.6	r 1.0	r 0.3	r 1.1	0.1	r 0.0	r 0.1	r 0.0	r 0.2	r 0.1
Haiti	263	6.2	r 0.2	r 0.3	r 0.5	r 0.5	r 0.2	0.1	r 0.0	r 0.1	r 0.0	r 0.0	r 0.0
Honduras	268	22.6	r 2.3	r 2.9	r 4.3	r 8.0	r 5.0	33.4	r 13.2	r 21.9	r 10.0	r 0.4	r 6.6
Jamaica	343	11.6	r 0.9	r 1.6	r 0.6	r 0.4	r 0.5	7.7	r 0.2	r 0.6	r 0.2	r 0.1	r 0.1
Mexico	273	702.1	r 177.4	r 189.0	r 193.9	r 205.2	r 172.9	118.0	r 24.5	r 30.0	r 31.7	r 27.0	r 30.5
Montserrat	351	0.3	r 0.0	r 0.0	r 0.0	r 0.0	0.0	r 0.0	r 0.0	r 0.0	r 0.0	r 0.0
Nicaragua	278	20.5	r 6.1	r 2.0	r 3.4	r 5.5	r 2.0	49.8	r 1.2	r 4.5	r 3.4	r 0.4	r 2.3
Panama	283	33.5	r 7.4	r 6.6	r 8.6	r 9.5	r 8.5	4.3	r 0.3	r 0.0	r 0.1	r 0.2	r 2.4
Paraguay	288	9.3	r 3.6	r 1.9	r 1.9	r 2.7	r 2.9	9.2	r 3.3	r 1.5	r 5.2	r 3.9	r 0.3
Peru	293	204.9	r 55.0	r 52.0	r 50.3	r 51.3	r 64.3	77.4	r 16.3	r 5.8	r 17.7	r 36.3	r 18.2
Sint Maarten	352	0.5	r 0.2	r 0.1	r 0.0	r 0.0	r 0.1	0.0	r 0.1	r 0.0	r 0.0	r 0.0
St. Kitts and Nevis	361	12.9	r 0.1	r 0.5	r 0.1	r 10.0	r 0.0	0.2	r 0.0	r 0.0	r 0.0	r 0.1
St. Lucia	362	1.6	r 0.0	r 0.2	r 0.1	r 0.0	r 0.0	0.0	r 0.0	r 0.2	r 0.4	r 0.0	r 0.0
St. Vincent & Grens.	364	0.9	r 0.0	r 0.0	r 0.0	r 0.1	r 0.0	0.0	r 0.0	r 0.1	r 0.3	r 0.0
Suriname	366	3.9	r 0.2	r 0.1	r 0.3	r 0.3	r 0.2	0.2	r 0.0	r 0.0	r 0.0	r 0.0	r 0.0
Trinidad and Tobago	369	13.7	r 26.1	r 1.6	r 3.8	r 1.6	r 1.7	1.6	r 0.1	r 0.3	r 1.2	r 0.0	r 0.0
Uruguay	298	35.6	r 10.5	r 9.0	r 12.0	r 12.4	r 11.8	8.3	r 1.8	r 1.4	r 1.6	r 2.1	r 10.3
Venezuela, Rep. Bol.	299	42.6	r 8.6	r 15.5	r 10.0	r 6.2	r 2.2	293.2	r 84.1	r 114.5	r 79.5	r 100.4	r 108.6
Western Hem. n.s.	399	14.4	r 4.7	r 0.4	r 0.5	r 1.0	r 0.6	1.8	r 0.3	r 1.5	r 0.5	r 0.5	r 0.0
Other Countries n.i.e	910	25.3	7.4	11.4	6.0	6.7	6.4	4.4	1.6	0.5	0.5	5.1	0.5
Cuba	928	25.2	r 7.4	r 11.4	r 6.0	r 6.7	r 6.4	4.2	r 1.5	r 0.4	r 0.5	r 5.1	r 0.5
Korea, Dem. People's Rep.	954	0.1	r 0.0	r 0.0	r 0.0	0.2	r 0.0	r 0.1	r 0.0	r 0.0	r 0.0
Special Categories	899	620.5	r 216.1	r 262.7	r 200.7	r 231.7	r 223.5	64.7	r 29.8	r 23.9	r 32.1
Countries & Areas n.s.	898	66.4	r 29.1	r 12.3	r 6.2	r 16.4	r 3.4	1.4	r 0.1	r 0.2	r 0.7	r 0.6	r 0.2
Memorandum Items													
Africa	605	2,498.0	624.0	580.9	559.4	654.3	587.4	1,091.4	354.2	334.8	418.3	668.8	539.2
Middle East	405	3,623.2	868.3	842.8	1,010.1	1,210.9	956.5	431.6	205.4	217.9	217.3	238.1	365.3
European Union	998	81,999.5	21,314.6	22,008.0	22,020.9	24,671.2	25,314.0	100,238.1	25,678.2	26,442.2	26,602.1	30,635.0	30,892.9
Export earnings: fuel	080	5,425.1	1,325.5	1,420.0	1,583.9	1,775.9	1,525.3	5,213.4	1,828.3	1,472.1	1,717.9	2,123.1	2,234.5
Export earnings: nonfuel	092	133,873.2	34,825.4	36,106.4	36,078.8	39,993.5	41,089.0	135,543.2	34,408.3	35,613.4	36,595.9	40,259.7	40,870.0

Switzerland (146)

In Millions of U.S. Dollars

		Exports (FOB)						Imports (CIF)					
		2016	2017Q1	2017Q2	2017Q3	2017Q4	2018Q1	2016	2017Q1	2017Q2	2017Q3	2017Q4	2018Q1
IFS World		213,820.6	54,842.3	55,470.6	55,637.8	57,960.9	60,820.8	176,219.5	44,061.6	47,288.1	46,903.5	50,305.2	53,503.8
World	001	304,419.5	71,017.4	76,135.5	72,351.8	79,565.3	80,331.1	270,226.3	65,065.0	64,902.7	67,972.1	66,046.6	69,589.6
Advanced Economies	110	225,566.3	50,767.9	52,199.3	53,730.5	55,159.1	56,354.4	190,929.6	49,275.8	48,995.0	49,168.2	49,608.4	51,389.2
Euro Area	163	106,332.4	27,529.5	26,316.3	27,070.2	28,606.3	29,623.7	122,902.9	29,368.7	32,870.2	32,175.9	34,479.3	35,476.3
Austria	122	7,563.8	r 1,966.4	r 1,787.3	r 2,067.5	r 2,200.5	r 2,034.7	7,891.5	r 1,716.9	r 2,127.9	r 2,127.2	r 1,977.4	r 2,143.9
Belgium	124	6,215.7	r 1,645.2	r 1,680.6	r 1,703.2	r 1,842.0	r 2,121.4	4,849.6	r 1,152.9	r 1,241.9	r 1,235.9	r 1,397.7	r 1,461.6
Cyprus	423	70.7	r 13.4	r 15.1	r 14.2	r 15.6	r 21.6	15.5	r 2.6	r 2.2	r 1.2	r 19.6	r 2.5
Estonia	939	173.1	r 43.0	r 35.9	r 40.6	r 38.0	r 39.5	52.5	r 20.9	r 21.8	r 18.4	r 19.2	r 27.9
Finland	172	813.1	r 216.8	r 178.9	r 155.1	r 154.3	r 163.3	951.8	r 254.8	r 210.9	r 286.0	r 351.9	r 244.5
France	132	17,735.2	r 3,866.1	r 3,843.7	r 4,141.4	r 5,287.5	r 4,211.1	16,413.0	r 3,595.7	r 4,276.2	r 4,596.7	r 5,497.1	r 5,025.2
Germany	134	43,704.3	r 11,734.2	r 10,943.4	r 11,400.9	r 11,319.9	r 11,760.9	52,014.7	r 13,318.8	r 13,961.9	r 13,763.2	r 14,161.4	r 14,835.1
Greece	174	793.6	r 238.4	r 197.2	r 196.7	r 158.6	r 204.1	163.5	r 41.6	r 42.6	r 42.4	r 39.3	r 44.3
Ireland	178	1,033.6	r 223.8	r 171.6	r 303.1	r 180.7	r 214.7	7,808.4	r 1,016.0	r 2,575.9	r 1,992.8	r 2,006.2	r 2,521.9
Italy	136	14,891.2	r 4,113.5	r 4,054.9	r 3,661.8	r 3,929.1	r 4,192.4	19,782.7	r 4,744.8	r 5,001.5	r 4,956.2	r 5,420.4	r 5,486.6
Latvia	941	173.5	r 39.3	r 38.0	r 34.8	r 41.3	r 41.2	51.9	r 10.6	r 10.2	r 11.4	r 14.3	r 13.5
Lithuania	946	141.7	r 33.5	r 33.9	r 33.6	r 34.2	r 32.1	141.5	r 35.9	r 40.3	r 42.9	r 59.1	r 51.0
Luxembourg	137	320.3	r 80.1	r 183.6	r 72.3	r 216.3	r 218.3	270.6	r 257.3	r 58.3	r 92.5	r 84.7	r 71.3
Malta	181	51.2	r 10.4	r 16.9	r 15.1	r 16.4	r 22.2	19.1	r 5.1	r 53.3	r 5.9	r 5.9	r 4.1
Netherlands	138	5,125.2	r 1,338.9	r 1,305.3	r 1,339.3	r 1,383.4	r 1,854.5	5,062.2	r 1,361.5	r 1,254.6	r 1,222.2	r 1,335.2	r 1,381.8
Portugal	182	823.2	r 215.3	r 210.4	r 225.7	r 212.4	r 250.2	871.9	r 221.1	r 240.1	r 243.4	r 249.7	r 268.5
Slovak Republic	936	577.1	r 140.9	r 135.7	r 137.7	r 138.1	r 152.3	928.3	r 222.1	r 239.8	r 237.6	r 264.2	r 277.9
Slovenia	961	425.8	r 114.1	r 122.6	r 144.8	r 126.5	r 184.2	449.9	r 101.9	r 106.6	r 113.1	r 115.7	r 119.0
Spain	184	5,700.2	r 1,496.1	r 1,361.2	r 1,382.2	r 1,311.5	r 1,905.0	5,164.4	r 1,288.2	r 1,404.1	r 1,186.7	r 1,460.3	r 1,495.8
Australia	193	2,378.6	r 585.3	r 623.8	r 666.4	r 557.2	r 830.4	891.5	r 434.5	r 312.8	r 272.0	r 264.8	r 234.7
Canada	156	3,531.7	r 877.6	r 881.3	r 977.5	r 911.8	r 1,076.5	1,044.2	r 483.5	r 483.7	r 417.2	r 541.4	r 323.9
China,P.R.: Hong Kong	532	18,589.1	r 3,376.3	r 5,151.3	r 2,965.1	r 4,554.4	r 5,242.2	8,220.0	r 2,709.3	r 2,677.1	r 2,781.0	r 1,104.0	r 1,123.9
China,P.R.: Macao	546	34.0	r 10.9	r 13.6	r 10.2	r 11.4	r 14.4	6.5	r 3.5	r 1.2	r 0.8	r 35.9	r 2.0
Czech Republic	935	1,539.5	r 412.0	r 417.3	r 429.0	r 423.6	r 462.9	2,320.0	r 618.3	r 625.7	r 587.2	r 645.3	r 674.4
Denmark	128	937.9	r 254.6	r 258.1	r 241.5	r 221.3	r 240.5	763.3	r 178.5	r 184.7	r 194.5	r 219.9	r 201.9
Iceland	176	35.6	r 8.1	r 9.0	r 9.7	r 10.3	r 7.2	30.1	r 7.3	r 7.2	r 7.1	r 8.0	r 8.0
Israel	436	1,139.6	r 255.7	r 256.7	r 236.0	r 360.6	r 314.4	696.9	r 162.0	r 137.2	r 118.3	r 187.9	r 147.1
Japan	158	7,700.8	r 1,820.4	r 2,000.0	r 1,746.8	r 1,968.0	r 2,111.2	3,585.8	r 972.0	r 1,573.7	r 1,278.1	r 1,128.9	r 1,062.7
Korea, Republic of	542	2,964.5	r 803.3	r 805.0	r 874.8	r 815.1	r 901.2	848.5	r 155.1	r 169.4	r 217.6	r 203.6	r 200.3
New Zealand	196	210.7	r 53.2	r 50.8	r 56.3	r 54.9	r 64.2	98.3	r 17.9	r 27.8	r 29.7	r 22.2	r 19.0
Norway	142	722.2	r 160.6	r 161.7	r 160.0	r 166.2	r 187.3	400.7	r 98.9	r 95.9	r 106.5	r 125.5	r 115.3
San Marino	135	3.2	r 0.6	r 0.6	r 0.6	r 0.5	r 0.5	35.8	r 0.4	r 0.5	r 0.4	r 0.4	r 0.4
Singapore	576	6,516.8	r 1,881.6	r 1,690.0	r 1,909.3	r 1,922.0	r 1,559.5	3,417.9	r 793.3	r 428.3	r 673.4	r 517.4	r 618.0
Sweden	144	1,474.2	r 406.9	r 330.3	r 386.5	r 384.2	r 380.9	1,488.3	r 436.8	r 369.6	r 344.4	r 445.9	r 523.7
Taiwan Prov.of China	528	1,787.0	r 451.8	r 483.6	r 503.0	r 460.3	r 494.2	1,054.9	r 282.5	r 323.4	r 293.3	r 309.4	r 333.9
United Kingdom	112	32,667.0	r 3,444.4	r 3,419.4	r 6,404.7	r 3,808.8	r 3,106.6	19,086.1	r 7,234.2	r 3,027.2	r 4,942.8	r 4,183.0	r 4,705.2
United States	111	36,995.9	r 8,434.0	r 9,325.3	r 9,082.2	r 9,912.9	r 9,736.0	24,038.0	r 5,319.3	r 5,679.3	r 4,728.0	r 5,185.5	r 5,618.5
Vatican	187	5.4	r 1.1	r 5.1	r 0.7	r 9.4	r 0.8	0.0	r 0.0	r 0.0	r 0.0	r 0.0	r 0.0
Emerg. & Dev. Economies	200	78,830.6	20,242.9	23,931.5	18,615.0	24,397.4	23,971.8	79,261.7	15,781.1	15,897.1	18,794.7	16,427.4	18,191.6
Emerg. & Dev. Asia	505	47,457.7	12,595.5	15,296.3	9,548.4	15,174.3	15,189.9	27,475.7	6,073.0	6,033.4	7,786.2	5,923.6	6,754.9
Bangladesh	513	155.2	r 46.5	r 45.0	r 41.2	r 46.6	r 37.6	449.2	r 125.4	r 115.9	r 138.0	r 126.3	r 153.9
Bhutan	514	0.7	r 0.3	r 0.5	r 0.1	r 0.2	r 0.1	0.0	r 0.0	r 0.0	r 0.0	r 0.2
Brunei Darussalam	516	2.9	r 0.2	r 2.5	r 0.3	r 0.3	r 0.3	2.1	r 0.0	r 2.0	r 0.0	r 0.2	r 0.4
Cambodia	522	9.0	r 1.6	r 2.4	r 3.8	r 3.5	r 3.0	356.5	r 37.5	r 34.5	r 43.4	r 42.4	r 44.9
China,P.R.: Mainland	924	27,332.2	r 5,353.7	r 7,333.6	r 4,898.8	r 6,951.6	r 9,398.1	12,576.6	r 3,047.3	r 2,948.6	r 3,395.5	r 3,814.8	r 3,745.5
Fiji	819	3.7	r 0.6	r 0.2	r 0.6	r 0.7	r 1.1	0.1	r 0.1	r 0.1	r 0.1	r 0.1	r 0.1
F.T. French Polynesia	887	2.0	r 0.6	r 0.3	r 0.2	r 0.9	r 0.4	0.6	r 0.1	r 0.0	r 0.8	r 0.5	r 0.2
F.T. New Caledonia	839	3.0	r 0.4	r 0.6	r 0.2	r 0.4	r 0.3	r 0.0	r 0.0	r 0.0	r 0.0
Guam	829	10.5	r 3.0	r 2.6	r 3.7	r 4.2	r 4.4	0.0	r 0.0	r 0.0	r 0.6	r 0.0
India	534	14,641.6	r 5,129.6	r 6,226.0	r 2,996.6	r 5,623.0	r 3,843.4	1,509.7	r 405.5	r 409.7	r 414.7	r 390.1	r 460.1
Indonesia	536	466.4	r 108.1	r 106.6	r 122.6	r 120.5	r 117.0	2,406.3	r 563.3	r 486.1	r 385.8	r 137.7	r 360.8
Kiribati	826	0.0	r 0.0	r 0.0	r 0.2
Lao People's Dem.Rep	544	4.2	r 1.2	r 0.8	r 0.8	r 1.6	r 1.1	57.2	r 1.6	r 1.7	r 3.0	r 2.2	r 22.3
Malaysia	548	1,517.2	r 487.7	r 672.4	r 700.8	r 679.0	r 711.6	969.7	r 380.2	r 334.7	r 454.4	r 357.6	r 384.2
Maldives	556	5.0	r 1.2	r 1.4	r 1.5	r 1.9	r 2.2	6.8	r 1.7	r 2.4	r 2.6	r 2.3	r 2.0
Marshall Islands	867	0.8	r 0.8	r 0.0	r 0.5	r 0.0	r 0.0	0.0	r 0.0

Switzerland (146)

In Millions of U.S. Dollars

		Exports (FOB)						Imports (CIF)					
		2016	2017Q1	2017Q2	2017Q3	2017Q4	2018Q1	2016	2017Q1	2017Q2	2017Q3	2017Q4	2018Q1
Mongolia	948	8.8	r 2.0	r 1.1	r 1.8	r 1.6	r 1.5	777.1	r 0.2	r 215.1	r 215.6	r 199.9	r 65.7
Myanmar	518	28.4	r 5.2	r 7.6	r 6.5	r 5.5	r 3.4	36.2	r 12.1	r 15.9	r 24.9	r 14.6	r 23.0
Nepal	558	41.2	r 77.1	r 6.4	r 8.9	r 20.6	r 20.3	8.1	r 1.5	r 1.7	r 3.0	r 2.6	r 1.6
Palau	565	0.5
Papua New Guinea	853	1.8	r 0.5	r 0.2	r 0.5	r 0.1	r 0.1	3.2	r 0.7	r 0.7	r 1.8	r 1.8	r 1.8
Philippines	566	374.6	r 84.2	r 78.1	r 83.7	r 81.0	r 88.8	516.2	r 126.8	r 112.9	r 121.0	r 106.4	r 143.0
Samoa	862	0.0	r 0.0	r 0.0	0.0	r 0.0	r 0.0	r 0.1
Solomon Islands	813	0.5	r 0.1	r 0.0	r 0.2	r 0.1	10.3	r 4.1	r 4.8	r 8.1	r 3.4	r 3.1
Sri Lanka	524	215.8	r 39.7	r 43.5	r 36.9	r 64.0	r 73.2	160.5	r 44.1	r 41.2	r 45.9	r 48.7	r 50.7
Thailand	578	2,079.5	r 1,103.8	r 599.0	r 480.4	r 1,414.0	r 716.3	5,054.5	r 974.5	r 955.1	r 2,158.4	r 297.7	r 887.3
Timor-Leste	537	0.3	r 0.0	r 0.2	r 0.0	r 0.2	r 0.1
Tonga	866	0.1	r 0.0	r 0.0	r 0.0	r 0.0	r 0.0
Vanuatu	846	0.1	r 0.0	r 0.0	r 0.0	r 0.0	r 0.0	r 0.1
Vietnam	582	550.8	r 147.4	r 165.4	r 157.5	r 152.7	r 165.3	1,499.6	r 346.1	r 350.4	r 369.3	r 373.4	r 404.0
Asia n.s.	598	0.9	r 0.1	r 0.0	r 0.0	r 0.0	r 0.0	1,075.1	r 0.0	r 0.0	r 0.0
Europe	170	10,191.3	2,567.6	3,859.4	4,273.7	3,727.4	3,200.0	12,818.1	2,713.7	3,069.3	4,177.2	3,140.7	3,117.2
Emerg. & Dev. Europe	903	7,260.9	1,872.8	3,125.2	3,381.5	2,815.2	2,259.5	7,581.8	1,650.6	1,554.8	1,626.7	1,740.4	1,811.4
Albania	914	37.9	r 11.1	r 10.1	r 10.6	r 9.8	r 13.3	14.2	r 3.2	r 3.6	r 4.3	r 3.2	r 4.9
Bosnia and Herzegovina	963	57.0	r 19.7	r 17.3	r 20.6	r 19.6	r 25.7	88.6	r 22.7	r 21.9	r 25.9	r 28.6	r 27.3
Bulgaria	918	377.1	r 94.7	r 91.8	r 92.7	r 106.0	r 109.4	266.2	r 72.8	r 73.7	r 87.2	r 79.5	r 82.8
Croatia	960	252.1	r 53.1	r 55.2	r 61.6	r 55.3	r 71.5	182.0	r 44.4	r 46.7	r 46.9	r 65.3	r 62.3
Faroe Islands	816	0.4	r 0.2	r 0.1	r 0.2	r 0.1	r 0.3	3.9	r 0.2	r 0.5	r 0.6	r 0.0	r 0.4
Gibraltar	823	8.2	r 2.6	r 1.3	r 2.3	r 1.4	r 3.1	0.1	r 0.0	r 0.0	r 0.0	r 0.0	r 0.0
Hungary	944	949.6	r 258.4	r 245.8	r 280.0	r 248.4	r 267.1	1,105.0	r 264.2	r 281.0	r 287.3	r 286.3	r 336.0
Kosovo	967	24.9	r 7.7	r 9.2	r 11.5	r 12.2	r 12.8	14.3	r 5.1	r 5.9	r 6.9	r 9.4	r 8.9
Macedonia, FYR	962	41.8	r 10.0	r 12.1	r 11.9	r 14.8	r 13.1	67.3	r 17.0	r 15.6	r 19.7	r 21.0	r 21.9
Montenegro	943	13.1	r 4.6	r 3.7	r 4.4	r 4.0	r 4.4	3.9	r 0.5	r 1.5	r 1.7	r 0.7	r 0.5
Poland	964	2,220.6	r 543.7	r 534.8	r 587.6	r 571.7	r 681.0	2,013.5	r 535.6	r 528.3	r 574.7	r 643.1	r 603.0
Romania	968	714.0	r 197.1	r 204.6	r 192.6	r 162.7	r 199.0	606.2	r 156.4	r 154.3	r 187.6	r 174.9	r 209.0
Serbia, Republic of	942	208.7	r 49.9	r 56.1	r 54.8	r 65.6	r 72.3	143.4	r 30.9	r 32.9	r 44.1	r 43.2	r 38.7
Turkey	186	2,355.5	r 620.0	r 1,883.1	r 2,050.7	r 1,543.8	r 786.4	3,073.3	r 497.6	r 388.7	r 339.9	r 385.4	r 415.7
CIS	901	2,923.4	692.9	732.8	891.1	907.1	939.7	5,219.8	1,063.0	1,514.2	2,550.4	1,400.1	1,305.6
Armenia	911	33.4	r 20.1	r 9.5	r 20.0	r 43.1	r 38.2	3.1	r 31.5	r 42.4	r 27.4	r 39.7	r 45.3
Azerbaijan, Rep. of	912	87.4	r 11.5	r 14.8	r 28.0	r 16.4	r 21.2	94.3	r 13.4	r 54.1	r 34.2	r 50.2	r 39.2
Belarus	913	94.7	r 14.3	r 17.6	r 25.6	r 31.7	r 20.1	32.0	r 3.9	r 13.4	r 6.2	r 5.9	r 4.6
Georgia	915	45.4	r 8.9	r 12.3	r 9.0	r 11.2	r 15.6	47.3	r 17.0	r 17.2	r 17.9	r 17.8	r 19.8
Kazakhstan	916	150.7	r 40.8	r 60.5	r 32.7	r 49.3	r 45.2	236.6	r 141.7	r 139.9	r 108.3	r 88.6	r 165.8
Kyrgyz Republic	917	11.9	r 8.3	r 1.0	r 3.6	r 2.9	r 3.2	59.0	r 123.4	r 164.9	r 31.0	r 15.6	r 1.0
Moldova	921	15.5	r 3.9	r 5.8	r 4.0	r 6.2	r 5.6	16.7	r 4.9	r 4.4	r 7.4	r 6.7	r 6.9
Russian Federation	922	2,069.6	r 489.0	r 474.0	r 663.7	r 626.6	r 640.2	1,673.2	r 296.3	r 131.0	r 610.7	r 324.5	r 130.3
Tajikistan	923	10.2	r 0.8	r 1.1	r 1.2	r 1.8	r 4.4	75.5	r 0.5	r 118.4	r 0.5	r 0.3	r 0.4
Turkmenistan	925	22.0	r 5.7	r 7.8	r 1.9	r 3.1	r 2.2	0.7	r 0.1	r 0.3	r 0.1	r 0.1	r 0.4
Ukraine	926	275.9	r 62.8	r 83.5	r 82.7	r 92.1	r 113.5	117.8	r 28.7	r 24.0	r 40.8	r 27.7	r 34.4
Uzbekistan	927	106.8	r 26.8	r 44.9	r 18.5	r 22.8	r 30.3	2,863.6	r 401.7	r 804.3	r 1,666.0	r 823.2	r 857.5
Europe n.s.	884	6.9	r 1.9	r 1.4	r 1.2	r 5.1	r 0.8	16.5	r 0.0	r 0.2	r 0.1	r 0.1	r 0.3
Mid East, N Africa, Pak	440	13,503.9	3,139.0	2,759.7	2,784.0	3,412.4	3,458.7	18,984.6	3,222.9	3,030.5	2,941.5	3,021.8	3,614.4
Afghanistan, I.R. of	512	3.8	r 0.8	r 0.8	r 0.7	r 0.7	r 0.7	17.6	r 0.0	r 0.1	r 1.2	r 1.0	r 2.7
Algeria	612	338.6	r 61.2	r 125.4	r 81.3	r 93.9	r 87.0	2.9	r 3.2	r 1.3	r 1.2	r 1.4	r 7.6
Bahrain, Kingdom of	419	293.5	r 47.6	r 70.8	r 64.5	r 99.8	r 59.0	23.7	r 13.7	r 12.4	r 2.0	r 32.9	r 20.6
Djibouti	611	0.8	r 0.2	r 0.2	r 0.2	r 0.1	r 0.1	0.0	r 0.1	r 1.6	r 0.7	r 0.5
Egypt	469	884.1	r 264.6	r 189.3	r 179.0	r 253.2	r 262.7	477.1	r 143.1	r 74.7	r 56.5	r 55.8	r 92.7
Iran, I.R. of	429	508.9	r 109.3	r 134.0	r 133.2	r 166.6	r 102.0	21.7	r 5.0	r 27.0	r 5.3	r 9.4	r 16.1
Iraq	433	376.2	r 82.3	r 70.4	r 77.3	r 88.4	r 54.6	41.2	r 0.3	r 0.1	r 0.2	r 0.0	r 0.0
Jordan	439	448.2	r 105.6	r 107.8	r 121.2	r 178.9	r 59.2	8.9	r 1.9	r 1.4	r 0.7	r 1.6	r 2.2
Kuwait	443	464.1	r 96.3	r 120.5	r 93.1	r 162.2	r 101.4	69.4	r 6.8	r 6.4	r 1.5	r 59.3	r 3.3
Lebanon	446	646.9	r 163.3	r 116.1	r 130.9	r 154.0	r 128.5	219.9	r 90.8	r 60.6	r 32.2	r 44.7	r 100.4
Libya	672	215.4	r 46.4	r 13.6	r 22.8	r 33.9	r 20.9	24.5	r 0.4	r 18.8	r 27.5	r 96.1	r 74.4
Mauritania	682	4.3	r 0.7	r 1.5	r 0.5	r 1.6	r 1.4	231.4	r 83.3	r 68.1	r 83.0	r 72.3	r 75.5
Morocco	686	302.6	r 79.5	r 81.0	r 80.7	r 99.7	r 85.4	229.2	r 70.1	r 79.3	r 59.5	r 63.5	r 67.4
Oman	449	283.2	r 52.9	r 62.8	r 123.9	r 92.2	r 48.2	5.5	r 1.3	r 4.6	r 1.3	r 2.2	r 1.5

Switzerland (146)

In Millions of U.S. Dollars

		Exports (FOB)						Imports (CIF)					
		2016	2017Q1	2017Q2	2017Q3	2017Q4	2018Q1	2016	2017Q1	2017Q2	2017Q3	2017Q4	2018Q1
Pakistan	564	366.1	r 104.3	r 104.0	r 79.0	r 77.2	r 96.8	125.8	r 34.8	r 33.6	r 38.9	r 39.6	r 44.6
Qatar	453	841.7	r 224.3	r 87.3	r 193.4	r 180.5	r 571.4	293.0	r 110.6	r 6.1	r 10.7	r 6.7	r 342.6
Saudi Arabia	456	2,826.0	r 482.9	r 433.5	r 449.8	r 486.7	r 488.8	449.3	r 133.0	r 79.1	r 76.0	r 58.1	r 107.8
Somalia	726	0.4	r 0.0	r 0.0	r 0.0	r 0.2	r 0.1	0.1	r 0.0	r 0.0	r 0.0	r 0.0
Sudan	732	87.0	r 15.4	r 34.0	r 10.2	r 25.7	r 17.5	6.3	r 0.3	r 1.2	r 1.3	r 1.1	r 0.2
Syrian Arab Republic	463	27.1	r 8.5	r 6.0	r 10.2	r 4.3	r 19.9	0.2	r 0.1	r 0.1	r 0.1	r 0.1	r 0.0
Tunisia	744	194.8	r 58.2	r 59.3	r 47.9	r 77.1	r 55.5	168.3	r 51.3	r 49.7	r 50.7	r 50.9	r 63.2
United Arab Emirates	466	4,348.2	r 1,124.2	r 931.2	r 876.0	r 1,120.0	r 1,185.6	16,568.2	r 2,472.9	r 2,503.9	r 2,490.7	r 2,424.5	r 2,591.5
West Bank and Gaza	487	22.5	r 4.7	r 5.5	r 5.5	r 13.2	r 8.8	0.3	r 0.0	r 0.2	r 0.1	r 0.0	r 0.0
Yemen, Republic of	474	19.6	r 5.9	r 4.6	r 2.6	r 2.1	r 3.0	0.0	r 0.0	r 0.0	r 0.0	r 0.0
Sub-Saharan Africa	603	1,412.4	344.3	349.7	362.4	392.7	340.7	8,038.5	1,841.1	1,708.9	1,790.4	2,047.5	2,575.1
Angola	614	19.2	r 2.6	r 1.8	r 0.9	r 3.6	r 1.8	0.0	r 0.0	r 0.1	r 0.0	r 0.0	r 0.0
Benin	638	6.5	r 1.0	r 1.5	r 1.2	r 1.7	r 1.0	0.5	r 0.1	r 0.3	r 0.3	r 0.6	r 0.0
Botswana	616	1.5	r 0.9	r 0.2	r 0.3	r 0.2	r 0.6	30.5	r 7.0	r 8.5	r 12.0	r 15.1	r 10.3
Burkina Faso	748	5.4	r 0.6	r 1.2	r 1.1	r 1.9	r 1.6	1,340.3	r 316.4	r 308.4	r 319.0	r 371.9	r 509.2
Burundi	618	1.2	r 0.0	r 0.2	r 0.7	r 0.0	r 0.1	0.0	r 0.0	r 0.0	r 0.0	r 0.1
Cabo Verde	624	1.5	r 0.2	r 0.5	r 0.4	r 0.5	r 0.2	r 0.0	r 0.0
Cameroon	622	16.5	r 2.6	r 3.6	r 8.3	r 3.5	r 1.7	9.1	r 1.1	r 1.7	r 2.9	r 0.8	r 0.9
Central African Rep.	626	0.5	r 0.1	r 0.1	r 0.9	r 0.2	r 0.1	0.1	r 0.0	r 0.0	r 0.2	r 0.1	r 0.0
Chad	628	2.4	r 0.4	r 0.9	r 0.2	r 0.6	r 0.4	0.0	r 0.0	r 0.0	r 0.0	r 0.0
Comoros	632	0.0	r 0.0	r 0.0	r 0.0	r 0.1	0.6	r 0.2	r 0.3	r 0.2	r 0.4	r 0.3
Congo, Dem. Rep. of	636	7.5	r 1.4	r 1.2	r 0.9	r 2.0	r 2.6	2.3	r 0.2	r 0.5	r 0.9	r 0.7	r 0.8
Congo, Republic of	634	6.2	r 1.3	r 0.3	r 1.1	r 1.2	r 0.8	2.2	r 0.2	r 2.0	r 0.3	r 0.3	r 0.3
Côte d'Ivoire	662	29.2	r 8.4	r 7.1	r 8.3	r 44.0	r 12.3	513.4	r 112.3	r 121.4	r 118.7	r 126.2	r 128.1
Equatorial Guinea	642	1.7	r 0.0	r 0.2	r 0.2	r 0.0	r 0.1	0.0	r 0.0	r 0.0	r 0.0
Eritrea	643	0.4	r 0.1	r 0.0	r 0.1	r 0.1	r 0.1	0.0	r 0.0	r 0.0	r 0.0	r 0.0	r 0.0
Ethiopia	644	56.9	r 9.6	r 5.2	r 18.5	r 13.8	r 3.1	218.2	r 83.0	r 151.7	r 20.9	r 32.3	r 56.8
Gabon	646	2.9	r 0.9	r 1.0	r 0.5	r 0.5	r 0.4	40.5	r 3.4	r 4.3	r 4.7	r 0.3	r 0.3
Gambia, The	648	2.3	r 0.4	r 0.5	r 0.9	r 1.1	r 0.6	r 0.0	r 0.0	r 0.0	r 0.0	r 0.0
Ghana	652	34.9	r 7.6	r 6.7	r 8.5	r 11.0	r 8.2	2,400.3	r 540.4	r 398.9	r 494.8	r 389.1	r 527.0
Guinea	656	7.8	r 2.1	r 1.7	r 1.7	r 0.9	r 1.0	182.4	r 0.0	r 0.4	r 16.9	r 11.4	r 20.4
Guinea-Bissau	654	0.3	r 0.0	r 0.0	r 0.0	r 0.1	r 0.1
Kenya	664	94.8	r 22.5	r 34.6	r 11.5	r 17.7	r 23.8	46.0	r 12.8	r 15.0	r 13.1	r 13.0	r 13.1
Lesotho	666	0.8	r 0.0	r 0.2	r 0.3	r 0.1	r 0.1	0.0	r 0.0	r 0.0	r 0.1
Liberia	668	18.3	r 1.4	r 3.8	r 1.9	r 4.2	r 2.1	106.3	r 46.0	r 46.6	r 52.5	r 45.2	r 88.9
Madagascar	674	5.0	r 3.2	r 1.1	r 2.4	r 0.7	r 2.3	30.3	r 12.2	r 9.6	r 13.3	r 20.9	r 24.2
Malawi	676	4.4	r 0.5	r 0.1	r 0.9	r 0.5	r 0.1	3.8	r 0.6	r 0.4	r 0.1	r 0.3	r 0.2
Mali	678	16.6	r 1.6	r 0.6	r 1.5	r 0.7	r 0.9	556.8	r 126.2	r 112.0	r 121.7	r 198.1	r 305.1
Mauritius	684	42.6	r 7.4	r 10.4	r 6.6	r 13.7	r 6.6	88.7	r 9.4	r 10.5	r 29.2	r 13.3	r 13.5
Mozambique	688	6.0	r 1.4	r 0.6	r 0.3	r 1.6	r 1.7	41.2	r 7.9	r 10.3	r 13.3	r 8.7	r 10.5
Namibia	728	1.2	r 1.0	r 0.6	r 0.5	r 0.2	r 0.3	1.2	r 0.2	r 0.3	r 0.3	r 0.5	r 0.6
Niger	692	7.8	r 2.3	r 3.3	r 3.3	r 2.7	r 2.8	24.8	r 6.5	r 6.6	r 6.4	r 9.1	r 2.4
Nigeria	694	144.7	r 34.6	r 48.5	r 49.8	r 55.3	r 50.6	335.5	r 123.4	r 113.3	r 125.8	r 168.1	r 149.5
Rwanda	714	14.2	r 0.7	r 2.0	r 1.3	r 1.3	r 0.6	1.1	r 0.0	r 0.0	r 0.0	r 0.0	r 0.0
São Tomé & Príncipe	716	0.3	r 0.1	r 0.1	r 0.0	r 0.1	r 0.1	0.3	r 0.0	r 0.0	r 0.1	r 0.0	r 0.1
Senegal	722	27.1	r 4.5	r 5.6	r 7.3	r 4.2	r 6.2	282.1	r 75.2	r 74.1	r 54.4	r 81.7	r 98.6
Seychelles	718	41.1	r 13.0	r 12.4	r 8.8	r 2.8	r 7.7	13.1	r 0.8	r 1.7	r 7.1	r 0.5	r 8.3
Sierra Leone	724	2.1	r 0.4	r 0.2	r 0.2	r 6.4	r 0.1	0.0	r 0.2	r 0.6	r 0.2	r 0.3	r 0.2
South Africa	199	714.8	r 189.5	r 178.8	r 195.7	r 177.2	r 175.1	1,114.9	r 237.2	r 260.1	r 271.8	r 477.9	r 498.1
South Sudan, Rep. of	733	0.6	0.2
Swaziland	734	3.9	r 0.8	r 0.8	r 1.0	r 1.2	r 0.5	0.6	r 0.2	r 0.1	r 0.4	r 0.9	r 0.5
Tanzania	738	16.4	r 3.2	r 3.4	r 3.7	r 4.4	r 7.4	633.6	r 111.0	r 45.2	r 82.9	r 54.4	r 102.9
Togo	742	16.6	r 4.9	r 4.3	r 4.0	r 3.8	r 3.7	1.0	r 0.1	r 0.3	r 0.3	r 0.4	r 0.2
Uganda	746	9.9	r 5.8	r 1.8	r 2.5	r 4.3	r 3.5	5.9	r 1.2	r 2.3	r 1.7	r 4.0	r 1.2
Zambia	754	10.0	r 1.5	r 1.6	r 1.0	r 1.4	r 2.2	6.6	r 3.2	r 1.2	r 3.2	r 0.6	r 1.6
Zimbabwe	698	8.4	r 3.8	r 1.1	r 3.0	r 1.3	r 5.5	3.4	r 2.2	r 0.4	r 0.6	r 0.3	r 0.5
Africa n.s.	799	r 0.0	r 0.0	r 0.0	r 0.0	0.8	r 0.1	r 0.0	r 0.0	r 0.0
Western Hemisphere	205	6,265.4	1,596.5	1,666.4	1,646.5	1,690.5	1,782.6	11,944.8	1,930.5	2,055.1	2,099.3	2,293.9	2,130.0
Anguilla	312	0.3	r 0.0	r 0.1
Antigua and Barbuda	311	2.3	r 0.7	r 0.2	r 0.2	r 0.8	r 0.6	0.1	r 0.0	r 0.0	r 0.0	r 0.0	r 0.0

Switzerland (146)

In Millions of U.S. Dollars

		Exports (FOB)						Imports (CIF)					
		2016	2017Q1	2017Q2	2017Q3	2017Q4	2018Q1	2016	2017Q1	2017Q2	2017Q3	2017Q4	2018Q1
Argentina	213	678.8	r 192.5	r 205.0	r 184.9	r 228.1	r 237.3	1,155.6	r 264.1	r 329.4	r 295.6	r 358.7	r 349.6
Aruba	314	10.4	r 1.9	r 2.4	r 2.6	r 5.4	r 2.9	0.1	r 0.0	r 0.2	r 0.2	r 0.0	r 0.0
Bahamas, The	313	38.3	r 9.9	r 42.0	r 4.0	r 27.6	r 4.1	0.7	r 0.0	r 0.3	r 4.2	r 20.2	r 0.0
Barbados	316	6.1	r 9.5	r 7.1	r 54.4	r 1.3	r 1.2	0.8	r 26.1	r 0.9	r 0.1	r 0.4	r 19.5
Belize	339	3.3	r 1.8	r 1.8	r 1.7	r 4.0	r 0.8	1.2	r 0.5	r 0.4	r 0.3	r 0.2	r 0.1
Bermuda	319	5.6	r 0.9	r 1.5	r 1.1	r 0.8	r 1.0	0.1	r 0.0	r 0.0	r 0.0	r 0.0	r 0.0
Bolivia	218	34.0	r 9.8	r 5.1	r 6.9	r 5.5	r 6.6	9.6	r 1.6	r 1.4	r 3.2	r 3.1	r 2.0
Brazil	223	1,952.2	r 558.8	r 563.3	r 576.0	r 566.3	r 589.1	1,245.7	r 315.6	r 304.5	r 255.4	r 245.7	r 338.0
Chile	228	293.8	r 78.2	r 84.0	r 75.7	r 68.8	r 73.9	528.6	r 104.4	r 99.9	r 160.5	r 125.9	r 142.0
Colombia	233	479.1	r 131.9	r 124.4	r 119.3	r 117.3	r 153.4	524.6	r 127.6	r 121.0	r 113.2	r 130.7	r 118.7
Costa Rica	238	174.9	r 48.2	r 56.9	r 36.0	r 41.6	r 50.6	104.2	r 29.5	r 28.0	r 22.6	r 29.3	r 33.8
Curacao	354	24.6	562.0
Dominica	321	0.5	r 0.2	r 0.8	r 1.0	r 0.9	r 1.6
Dominican Republic	243	28.9	r 6.9	r 7.0	r 8.5	r 7.4	r 5.9	351.5	r 33.6	r 49.4	r 66.3	r 36.0	r 66.1
Ecuador	248	142.3	r 35.3	r 30.1	r 33.6	r 27.3	r 29.5	90.6	r 22.1	r 18.8	r 18.8	r 17.9	r 19.8
El Salvador	253	13.7	r 3.7	r 3.6	r 3.2	r 3.5	r 4.0	2.0	r 0.5	r 0.6	r 0.6	r 0.4	r 0.4
Falkland Islands	323	0.0	r 0.0	r 0.1	r 0.0	r 0.0	r 0.0
Greenland	326	0.3	r 0.0	r 0.0	r 0.0	r 0.0	0.0	r 0.0	r 0.0	r 0.0	r 0.0	r 0.0
Grenada	328	0.7	r 0.0	r 0.1	r 0.3	r 0.1	r 0.1	0.1	r 0.0	r 0.1	r 0.0	r 0.0
Guatemala	258	33.4	r 6.9	r 6.0	r 10.0	r 5.9	r 6.1	46.0	r 12.3	r 14.6	r 12.3	r 9.7	r 12.9
Guyana	336	1.2	r 0.3	r 1.0	r 0.5	r 0.4	r 0.1	28.7	r 0.0	r 5.2	r 5.2	r 10.4	r 10.7
Haiti	263	2.8	r 0.6	r 1.4	r 0.5	r 0.6	r 0.3	4.0	r 0.8	r 2.1	r 2.0	r 0.7	r 0.8
Honduras	268	14.0	r 3.1	r 3.8	r 3.7	r 4.1	r 3.7	22.2	r 6.3	r 9.2	r 9.4	r 6.5	r 9.3
Jamaica	343	12.9	r 3.1	r 1.8	r 2.2	r 3.7	r 3.3	3.2	r 0.5	r 0.4	r 0.9	r 0.5	r 0.8
Mexico	273	1,374.2	r 305.2	r 332.3	r 371.1	r 379.4	r 407.5	989.4	r 276.6	r 369.8	r 325.5	r 483.1	r 304.8
Montserrat	351	0.0	r 0.0	r 0.0	r 0.3
Nicaragua	278	5.1	r 1.7	r 1.5	r 2.1	r 1.5	r 2.5	55.5	r 32.0	r 32.6	r 29.4	r 14.8	r 14.1
Panama	283	231.3	r 47.9	r 73.6	r 47.9	r 62.3	r 74.4	102.1	r 45.2	r 20.7	r 31.1	r 45.4	r 44.6
Paraguay	288	20.1	r 6.7	r 5.5	r 3.5	r 3.4	r 6.6	18.4	r 4.3	r 5.1	r 4.5	r 8.8	r 6.0
Peru	293	167.4	r 45.1	r 33.7	r 38.1	r 40.2	r 37.6	2,465.4	r 378.1	r 373.4	r 456.4	r 396.6	r 367.5
Sint Maarten	352	17.0	0.1
St. Kitts and Nevis	361	1.6	r 0.6	r 0.4	r 0.2	r 1.2	r 0.5	0.0	r 0.0	r 0.1	r 0.2	r 0.1
St. Lucia	362	3.6	r 0.6	r 0.3	r 0.4	r 1.1	r 0.8	0.0	r 0.0	r 0.0	r 0.1	r 0.0
St. Vincent & Grens.	364	19.6	r 0.1	r 3.4	r 13.3	r 0.0	4.3	r 0.9	r 0.0	r 0.0	r 0.9	r 6.7
Suriname	366	1.9	r 0.3	r 0.9	r 1.0	r 0.4	r 0.5	485.0	r 228.4	r 248.6	r 257.9	r 329.8	r 239.5
Trinidad and Tobago	369	11.7	r 3.4	r 2.3	r 1.9	r 1.4	r 3.9	0.6	r 0.5	r 0.1	r 0.7	r 0.6	r 0.1
Uruguay	298	242.9	r 36.6	r 45.4	r 37.6	r 42.4	r 50.0	72.7	r 16.8	r 17.8	r 21.6	r 15.5	r 19.3
Venezuela, Rep. Bol.	299	186.2	r 39.4	r 11.4	r 14.0	r 13.8	r 15.1	2,915.8	r 0.9	r 0.6	r 0.8	r 1.5	r 0.7
Western Hem. n.s.	399	28.3	r 4.8	r 6.5	r 2.7	r 8.8	r 6.9	153.8	r 1.1	r 0.0	r 0.1	r 0.2	r 1.8
Other Countries n.i.e	910	22.1	6.5	4.7	6.2	8.7	4.8	35.0	8.1	10.6	9.2	10.8	8.7
Cuba	928	18.0	r 5.0	r 4.7	r 6.2	r 5.0	r 4.8	34.9	r 8.1	r 10.6	r 9.2	r 10.8	r 8.7
Korea, Dem. People's Rep.	954	4.1	r 1.5	r 0.0	r 0.0	r 3.7	r 0.0	0.0	r 0.0
Countries & Areas n.s.	898	0.5	r 0.0	r 0.0	r 0.1	r 0.0	r 0.1
Memorandum Items													
Africa	605	2,340.2	559.6	651.1	583.2	691.1	587.8	8,676.5	2,049.2	1,910.2	1,987.0	2,237.2	2,789.0
Middle East	405	12,205.6	2,818.6	2,353.5	2,483.5	3,036.0	3,114.1	18,203.1	2,979.9	2,795.5	2,704.9	2,791.4	3,353.1
European Union	998	147,464.4	33,194.5	31,873.5	35,746.4	34,588.2	35,142.6	150,733.5	38,909.8	38,161.6	39,428.4	41,222.4	42,874.5
Export earnings: fuel	080	13,879.2	3,140.1	2,839.9	3,073.0	3,448.6	3,693.7	23,425.7	3,478.6	3,248.7	3,637.4	3,476.5	3,792.9
Export earnings: nonfuel	092	290,540.3	67,877.2	73,295.7	69,278.8	76,116.7	76,637.4	246,800.6	61,586.4	61,654.0	64,334.7	62,570.1	65,796.7

Syrian Arab Republic (463)

In Millions of U.S. Dollars

		Exports (FOB)						Imports (CIF)					
		2016	2017Q1	2017Q2	2017Q3	2017Q4	2018Q1	2016	2017Q1	2017Q2	2017Q3	2017Q4	2018Q1
IFS World	
World	001	829.8	219.3	213.4	189.8	260.9	243.6	6,346.8	1,874.6	2,113.3	1,686.1	1,691.8	1,642.7
Advanced Economies	110	91.6	24.6	34.6	23.5	43.9	38.1	1,002.8	248.0	253.6	278.5	313.0	348.4
Euro Area	163	69.0	21.1	28.7	20.0	38.2	34.3	482.7	120.4	127.6	127.3	168.0	170.1
Austria	122	0.5	r 0.1	r 0.1	r 0.1	r 0.1	r 0.1	3.9	r 1.2	r 3.0	r 2.2	r 0.7	r 0.6
Belgium	124	1.1	r 0.3	r 0.4	r 0.6	r 0.4	r 0.4	13.9	r 4.0	r 5.4	r 4.9	r 9.4	r 6.1
Cyprus	423	1.8	r 0.5	r 0.5	r 0.4	r 0.7	r 0.4	0.2	r 0.0	r 0.0	r 0.1	r 0.0	r 0.1
Estonia	939	0.1	r 0.0	r 0.1	r 0.1
Finland	172	0.0	r 0.0	r 0.0	r 0.0	2.4	r 1.0	r 0.7	r 0.8	r 1.6	r 1.7
France	132	4.0	r 1.2	r 1.0	r 0.7	r 1.3	r 1.0	26.1	r 6.8	r 8.3	r 8.1	r 20.4	r 26.8
Germany	134	14.3	r 4.8	r 3.4	r 3.5	r 3.9	r 4.0	32.5	r 11.1	r 9.9	r 15.3	r 14.5	r 15.2
Greece	174	1.7	r 0.4	r 0.4	r 0.4	r 0.8	r 1.6	10.9	r 0.9	r 0.9	r 0.3	r 1.7	r 0.8
Ireland	178	0.0	r 0.0	r 0.0	r 0.0	r 0.0	5.7	r 0.5	r 2.6	r 2.1	r 2.8	r 3.5
Italy	136	8.4	r 1.9	r 1.5	r 2.1	r 2.7	r 2.4	52.1	r 15.1	r 16.5	r 17.4	r 21.3	r 17.7
Latvia	941	0.0	r 0.0	212.5	r 53.1	r 53.3	r 53.1	r 53.3	r 53.2
Lithuania	946	r 0.0	0.3	r 0.4	r 0.1	r 0.1	r 0.4	r 0.2
Luxembourg	137	0.1	r 0.0	r 0.1	r 0.0	r 0.7	r 0.0
Netherlands	138	6.4	r 2.5	r 1.5	r 1.8	r 2.1	r 1.8	43.4	r 9.9	r 13.1	r 9.4	r 18.2	r 16.4
Portugal	182	0.8	r 0.1	r 0.2	r 0.2	r 0.2	r 2.1	9.2	r 3.0	r 5.6	r 1.4	r 3.8	r 5.1
Slovak Republic	936	0.0	31.5	r 4.7	r 0.2	r 0.6	r 2.0	r 0.3
Slovenia	961	0.0	r 0.0	r 0.0	r 0.0	2.3	r 1.3	r 0.4	r 1.0	r 2.9	r 2.6
Spain	184	29.9	r 9.2	r 19.7	r 10.2	r 26.1	r 20.5	35.5	r 7.3	r 7.4	r 10.5	r 14.3	r 19.7
Australia	193	1.1	r 0.2	r 0.3	r 0.1	r 0.1	r 0.1	1.2	r 0.3	r 0.1	r 0.1	r 0.5	r 0.3
Canada	156	0.4	r 0.0	r 0.2	r 0.0	r 0.1	r 0.1	3.7	r 2.6	r 4.0	r 4.4	r 8.2	r 9.3
China,P.R.: Hong Kong	532	0.3	r 0.1	r 0.1	r 0.1	r 0.0	r 0.0	0.0	r 0.0	r 0.0	r 0.0	r 0.0	r 0.0
Czech Republic	935	0.0	r 0.0	r 0.0	r 0.0	r 0.0	1.9	r 0.5	r 0.3	r 0.4	r 0.8	r 0.7
Denmark	128	0.1	r 0.0	r 0.0	r 0.0	r 0.0	r 0.1	3.8	r 1.8	r 1.0	r 1.5	r 1.5	r 2.0
Japan	158	0.5	r 0.1	r 0.1	r 0.1	r 0.1	r 0.1	12.6	r 3.2	r 0.9	r 1.5	r 3.5	r 2.7
Korea, Republic of	542	5.7	r 0.0	r 1.0	r 0.0	r 0.0	r 0.0	144.8	r 33.4	r 34.1	r 52.3	r 38.9	r 39.9
New Zealand	196	0.0	r 0.0	r 0.0	r 0.0	10.8	r 2.2	r 3.1	r 3.3	r 1.8	r 3.8
Norway	142	0.1	r 0.0	r 0.0	r 0.0	r 0.0	r 0.1	0.6	r 0.2	r 0.0	r 0.1	r 0.3	r 0.5
Singapore	576	0.0	r 0.0	r 0.0	r 0.0	r 0.0	r 0.0	2.0	r 0.5	r 0.6	r 0.8	r 0.3	r 0.4
Sweden	144	2.6	r 0.6	r 0.8	r 0.8	r 0.7	r 0.7	21.6	r 3.9	r 4.2	r 5.2	r 8.3	r 8.0
Switzerland	146	0.0	r 0.0	r 0.0	r 0.0	r 0.0	r 0.0	33.1	r 8.8	r 6.3	r 10.6	r 4.5	r 20.6
Taiwan Prov.of China	528	0.1	274.4	r 67.9	r 67.7	r 67.9	r 68.7	r 68.1
United Kingdom	112	5.7	r 1.2	r 1.7	r 0.6	r 3.0	r 1.4	5.4	r 1.0	r 1.7	r 1.6	r 4.5	r 4.2
United States	111	5.9	r 1.2	r 1.5	r 1.7	r 1.7	r 1.2	4.2	r 1.4	r 1.9	r 1.7	r 3.0	r 17.7
Emerg. & Dev. Economies	200	738.0	194.7	178.8	166.3	216.9	205.4	5,316.1	1,619.1	1,852.4	1,400.1	1,370.2	1,286.4
Emerg. & Dev. Asia	505	93.8	22.7	26.5	22.8	22.1	21.4	909.9	230.4	262.1	260.2	275.3	245.9
Bangladesh	513	11.6	r 2.9	r 2.9	r 2.9	r 2.9	r 2.9	0.2	r 0.2	r 0.0	r 0.1	r 0.4	r 0.1
Brunei Darussalam	516	0.0	r 0.0	r 0.0	r 0.0	r 0.0	r 0.0	e 0.1
China,P.R.: Mainland	924	71.5	r 17.6	r 17.4	r 17.4	r 17.2	r 17.3	614.7	r 147.4	r 185.4	r 181.1	r 186.5	r 156.5
India	534	8.6	r 1.8	r 2.1	r 2.0	r 1.1	r 1.0	119.5	r 34.1	r 31.2	r 37.4	r 37.2	r 40.6
Indonesia	536	0.6	r 0.0	r 0.0	r 0.0	24.1	r 9.7	r 5.3	r 7.1	r 11.5	r 9.0
Malaysia	548	0.2	42.5	r 11.2	r 12.8	r 7.2	r 8.3	r 7.5
Mongolia	948	0.0	r 0.0	r 0.0	r 0.0	r 0.0	r 0.0	0.1	r 0.0	r 0.0	r 0.0	r 0.0	r 0.0
Philippines	566	0.0	r 0.0	r 0.0	r 0.0	r 0.0	r 0.0	0.1	r 0.0	r 0.0	r 0.1	r 0.0	r 0.1
Sri Lanka	524	0.5	r 0.2	r 3.8	r 0.0	r 0.9	27.4	r 5.6	r 4.1	r 4.7	r 6.5	r 5.0
Thailand	578	0.7	r 0.1	r 0.3	r 0.5	r 0.0	r 0.2	25.8	r 7.2	r 9.0	r 7.4	r 7.5	r 11.5
Vietnam	582	0.0	r 0.0	r 0.0	r 0.0	r 0.0	r 0.0	5.2	r 1.4	r 1.3	r 1.4	r 1.6	r 1.4
Asia n.s.	598	50.5	r 13.6	r 13.0	r 13.6	r 15.6	r 14.2
Europe	170	82.1	19.8	15.2	22.9	28.7	35.0	3,030.3	971.1	1,307.4	831.7	776.7	755.4
Emerg. & Dev. Europe	903	67.3	16.6	13.2	20.6	23.6	32.6	1,274.1	375.1	296.3	306.9	349.9	299.2
Albania	914	1.1	r 0.3	r 0.3	r 0.3	r 0.3	r 0.3	0.1	r 0.0	r 0.0	r 0.0	r 0.0	r 0.0
Bosnia and Herzegovina	963	0.1	r 0.0	r 0.0	r 0.0	r 0.0	r 0.0	6.3	r 1.5	r 1.5	r 1.6	r 1.6	r 1.6
Bulgaria	918	0.9	r 0.0	r 0.0	r 0.0	r 0.2	r 0.2	24.6	r 15.3	r 3.8	r 3.0	r 4.6	r 10.3
Croatia	960	0.0	r 0.0	r 0.0	0.1	r 0.5	r 0.0	r 0.3	r 0.0
Hungary	944	0.0	r 0.1	r 0.6	r 0.0	r 0.1	2.5	r 0.4	r 0.8	r 0.7	r 0.2	r 1.8
Kosovo	967	e 0.0	e 0.0	e 0.0	e 0.1	e 0.0	e 0.0	e 0.0	e 0.0
Macedonia, FYR	962	0.4	r 0.1	r 0.1	r 0.1	r 0.1	r 0.1	0.0	r 0.0	r 0.0

Syrian Arab Republic (463)

In Millions of U.S. Dollars

		Exports (FOB)						Imports (CIF)					
		2016	2017Q1	2017Q2	2017Q3	2017Q4	2018Q1	2016	2017Q1	2017Q2	2017Q3	2017Q4	2018Q1
Poland	964	0.2	r 0.0	r 0.1	r 0.0	r 0.0	r 0.0	9.5	r 3.8	r 6.4	r 8.3	r 10.1	r 5.7
Romania	968	1.4	r 0.4	r 0.2	r 0.3	r 0.4	r 0.2	32.6	r 12.5	r 2.7	r 10.2	r 2.4	r 2.3
Serbia, Republic of	942	1.0	r 0.3	r 0.3	r 0.3	r 2.1	r 6.2	0.1	r 0.0	r 0.0
Turkey	186	62.1	r 15.4	r 11.7	r 19.5	r 20.4	r 25.7	1,198.3	r 341.1	r 281.0	r 282.7	r 330.9	r 277.5
CIS	901	14.8	3.2	2.0	2.3	5.1	2.4	1,718.5	585.9	1,001.5	514.7	415.3	445.7
Armenia	911	0.1	r 0.0	r 0.0	r 0.0	r 0.1	r 0.0	22.6	r 8.2	r 5.8	r 9.8	r 12.0	r 10.2
Azerbaijan, Rep. of	912	3.1	r 0.8	r 0.8	r 0.7	r 0.7	r 0.8
Belarus	913	5.2	r 0.2	r 0.4	r 0.6	r 3.4	r 0.1	33.8	r 5.2	r 6.0	r 9.3	r 19.1	r 21.3
Georgia	915	0.5	r 0.2	r 0.1	r 0.1	r 0.1	0.3	r 0.0	r 0.1	r 0.0
Kazakhstan	916	1.2	r 0.3	r 0.5	r 0.3	r 0.3	r 0.3	34.5	r 8.5	r 8.5	r 8.5	r 8.5	r 8.5
Moldova	921	0.0	r 0.0	r 0.0	r 0.0	r 0.0	r 0.0	2.7	r 0.7	r 0.7	r 0.7	r 0.8	r 0.8
Russian Federation	922	3.3	r 0.3	r 0.1	r 0.2	r 0.2	r 0.8	1,548.3	r 548.6	r 979.1	r 483.7	r 370.6	r 402.0
Tajikistan	923	0.0	r 0.0	r 0.0	r 0.0	r 0.0	r 0.0	0.1	r 0.0	r 0.0	r 0.0	r 0.0	r 0.0
Ukraine	926	1.0	r 1.3	r 0.2	r 0.3	r 0.3	r 0.3	75.7	r 14.5	r 1.1	r 2.5	r 3.9	r 2.8
Uzbekistan	927	0.2	r 0.0	r 0.1	r 0.0	r 0.1	r 0.1	0.5	r 0.1	r 0.1	r 0.1	r 0.2	r 0.1
Europe n.s.	884	37.6	r 10.1	r 9.7	r 10.1	r 11.6	r 10.5
Mid East, N Africa, Pak	440	545.7	148.0	132.8	115.0	160.7	143.8	997.4	321.9	210.3	216.3	234.3	207.2
Afghanistan, I.R. of	512	0.0	r 0.0	r 0.0	r 0.0	r 0.0	r 0.0	0.2	r 0.1	r 0.1	r 0.1	r 0.1	r 0.1
Algeria	612	13.6	r 5.3	r 5.0	r 4.5	r 4.4	r 4.6	3.8	r 2.0	r 0.1	r 2.4
Bahrain, Kingdom of	419	0.5	r 0.1	r 0.1	r 0.1	r 0.1	r 0.1	13.9	r 3.8	r 3.6	r 3.7	r 4.3	r 3.9
Djibouti	611	0.1	r 0.0	r 0.0	r 0.0	r 0.0	r 0.0
Egypt	469	38.9	r 9.8	r 10.9	r 10.7	r 13.6	r 13.9	116.9	r 31.5	r 30.0	r 31.4	r 36.1	r 32.8
Iran, I.R. of	429	0.6	r 0.1	r 0.2	r 0.2	r 0.2	r 0.2	82.2	r 22.2	r 21.1	r 22.0	r 25.3	r 23.0
Iraq	433	71.1	r 18.0	r 19.9	r 19.6	r 24.8	r 25.4	8.2	r 2.2	r 2.1	r 2.2	r 2.5	r 2.3
Jordan	439	95.2	r 21.0	r 20.6	r 17.8	r 18.7	r 14.7	24.5	r 8.2	r 5.5	r 8.6	r 9.2	r 7.6
Kuwait	443	6.4	r 1.6	r 1.8	r 1.8	r 2.2	r 2.3	17.5	r 4.7	r 4.5	r 4.7	r 5.4	r 4.9
Lebanon	446	253.9	r 79.3	r 57.3	r 49.7	r 82.2	r 64.8	176.3	r 66.5	r 47.4	r 45.5	r 50.4	r 36.5
Libya	672	5.0	r 1.3	r 1.4	r 1.4	r 1.7	r 1.8	21.9	r 5.9	r 5.6	r 5.9	r 6.7	r 6.1
Mauritania	682	0.1	r 0.0	r 0.0	r 0.0	r 0.0	r 0.0	0.0	r 0.0	r 0.0	r 0.0	r 0.0	r 0.0
Morocco	686	6.4	r 1.3	r 0.9	r 1.5	r 1.2	r 2.1	17.9	r 7.3	r 4.7	r 6.2	r 4.6	r 6.2
Oman	449	1.6	r 0.2	r 0.1	r 0.1	r 0.2	r 0.2	12.6	r 3.1	r 2.2	r 2.3	r 2.7	r 2.4
Pakistan	564	0.6	r 0.2	r 0.0	r 0.0	r 0.0	r 0.0	14.4	r 5.7	r 2.5	r 2.9	r 1.1	r 0.8
Qatar	453	2.0	r 0.4	r 0.6	r 0.4	r 0.5	r 0.7	79.3	r 19.8	r 19.9	r 19.8	r 19.8	r 19.8
Saudi Arabia	456	16.8	r 3.8	r 3.4	r 3.2	r 3.6	r 4.1	205.2	r 81.6	r 9.4	r 4.0	r 1.2	r 0.1
Somalia	726	0.0	r 0.0	r 0.0	r 0.0	r 0.0	r 0.0	0.2	r 0.1	r 0.0	r 0.0	r 0.1	r 0.1
Sudan	732	11.5	r 3.2	r 7.0	r 1.7	r 4.5	r 5.6	60.9	r 18.6	r 14.9	r 13.6	r 16.9	r 17.9
Tunisia	744	13.8	r 0.6	r 1.4	r 0.7	r 0.6	r 0.6	65.6	r 18.1	r 17.2	r 22.8	r 22.1	r 21.4
United Arab Emirates	466	5.0	r 1.1	r 1.4	r 1.0	r 1.3	r 1.7	73.7	r 19.9	r 19.0	r 19.8	r 22.7	r 20.7
Yemen, Republic of	474	2.6	r 0.7	r 0.7	r 0.7	r 0.9	r 0.9	2.2	r 0.6	r 0.6	r 0.6	r 0.7	r 0.6
Sub-Saharan Africa	603	5.0	1.2	1.3	1.2	1.3	1.3	70.0	17.0	17.7	18.2	18.7	17.7
Angola	614	0.2	r 0.1	r 0.1	r 0.1	r 0.1	r 0.1	0.0	r 0.0	r 0.0	r 0.0	r 0.0	r 0.0
Burkina Faso	748	0.0	r 0.0	r 0.0	r 0.0	r 0.0	r 0.0	0.3	r 0.1	r 0.1	r 0.1	r 0.1	r 0.1
Cameroon	622	0.1	r 0.0	r 0.0	r 0.0	r 0.0	r 0.0	0.1	r 0.0	r 0.0	r 0.0	r 0.0	r 0.0
Congo, Republic of	634	0.0	r 0.0	r 0.0	r 0.0	r 0.0	r 0.0	0.1	r 0.0	r 0.0	r 0.0	r 0.0	r 0.0
Côte d'Ivoire	662	0.1	r 0.0	r 0.0	r 0.0	r 0.0	r 0.0
Ethiopia	644	0.0	r 0.0	r 0.0	r 0.0	r 0.0	r 0.0	0.5	r 0.1	r 0.1	r 0.1	r 0.1	r 0.1
Ghana	652	0.2	r 0.0	r 0.0	r 0.0	r 0.1	r 0.1	0.1	r 0.0	r 0.0	r 0.0	r 0.0	r 0.0
Kenya	664	0.9	r 0.2	r 0.2	r 0.2	r 0.2	r 0.2	0.6	r 0.3	r 0.1	r 0.1	r 0.0
Mali	678	0.0	r 0.0	r 0.0	r 0.0	r 0.0	r 0.0	0.2	r 0.0	r 0.0	r 0.0	r 0.1	r 0.0
Nigeria	694	0.2	r 0.0	r 0.0	r 0.0	r 0.1	r 0.1	10.4	r 2.8	r 2.7	r 2.8	r 3.2	r 2.9
South Africa	199	0.4	r 0.0	r 0.1	r 0.0	r 0.1	r 0.0	50.2	r 11.5	r 12.6	r 13.0	r 12.8	r 12.4
Tanzania	738	2.6	r 0.7	r 0.7	r 0.6	r 0.7	r 0.7	0.1	r 0.0	r 0.1	r 0.0	r 0.0	r 0.0
Uganda	746	0.2	r 0.0	r 0.0	r 0.0	r 0.0	r 0.0	0.6	r 0.1	r 0.1	r 0.1	r 0.1	r 0.1
Africa n.s.	799	6.7	r 1.8	r 1.7	r 1.8	r 2.1	r 1.9
Western Hemisphere	205	11.3	2.9	2.9	4.3	4.0	3.8	308.4	78.7	54.9	73.7	65.2	60.1
Argentina	213	0.6	r 0.1	r 0.1	r 0.1	r 0.1	r 0.1	64.0	r 19.7	r 22.1	r 17.1	r 12.5	r 12.3
Aruba	314	8.8	r 2.2	r 2.2	r 2.2	r 2.2	r 2.2
Brazil	223	1.2	r 0.4	r 0.3	r 0.2	r 0.3	r 0.2	130.7	r 31.4	r 6.5	r 29.3	r 25.1	r 20.6
Chile	228	0.1	r 0.0	r 0.0	r 0.0	r 0.0	r 0.0	11.7	r 2.9	r 2.9	r 2.9	r 2.9	r 2.9
Colombia	233	0.0	r 0.0	r 0.0	r 0.0	r 0.0	34.8	r 9.1	r 8.5	r 8.9	r 9.0	r 8.9

Syrian Arab Republic (463)

In Millions of U.S. Dollars

		Exports (FOB)						Imports (CIF)					
		2016	2017Q1	2017Q2	2017Q3	2017Q4	2018Q1	2016	2017Q1	2017Q2	2017Q3	2017Q4	2018Q1
Costa Rica	238	0.0	r 0.0	r 0.0	r 0.0	r 0.0	r 0.0	9.9	r 2.5	r 2.5	r 2.5	r 2.5	r 2.5
Dominican Republic	243	0.0	r 0.0	r 0.0	r 0.0	r 0.0	r 0.0	0.1	r 0.0	r 0.0	r 0.0	r 0.0	r 0.0
Ecuador	248	0.0	r 0.0	r 0.0	r 0.0	r 0.0	r 0.0	42.9	r 10.5	r 10.5	r 10.7	r 10.5	r 10.5
Guatemala	258	0.1	r 0.0	r 0.1	r 0.0	r 0.0	r 0.0	9.6	r 1.2	r 1.0	r 0.5	r 1.2	r 1.4
Guyana	336	e 0.0	e 0.1	e 0.0	e 0.0	e 0.0
Honduras	268	0.1	r 0.0	r 0.0	0.1	r 0.1	r 0.0
Mexico	273	0.0	r 0.0	r 0.0	r 0.0	r 0.0	r 0.0	0.7	r 0.3	r 0.6	r 0.4	r 0.1
Nicaragua	278	0.2	r 0.1	r 0.1	r 0.1	r 0.1	r 0.1
Panama	283	0.6	r 0.2	r 0.2	r 0.2	r 0.2	r 0.2
Paraguay	288	0.1	r 0.0	r 0.0	r 0.0	r 0.0	r 0.0	1.8	r 0.5	r 0.5	r 0.5	r 0.6	r 0.5
Peru	293	0.1	r 0.0	r 0.0	r 1.6	r 1.1	r 1.1	0.5	r 0.1	r 0.1	r 0.3
Venezuela, Rep. Bol.	299	0.1	r 0.0	r 0.0	r 0.0	r 0.0	r 0.0	0.6	r 0.2	r 0.2	r 0.2	r 0.2	r 0.2
Other Countries n.i.e	910	0.2	0.0	0.0	0.0	0.1	0.1	2.2	0.6	0.6	0.6	0.7	0.6
Cuba	928	0.0	r 0.0	r 0.0	r 0.0	r 0.0	r 0.0	2.1	r 0.6	r 0.5	r 0.6	r 0.7	r 0.6
Korea, Dem. People's Rep.	954	0.2	r 0.0	r 0.0	r 0.0	r 0.1	r 0.1	0.0	r 0.0	r 0.0	r 0.0	r 0.0	r 0.0
Special Categories	899	3.2	r 0.9	r 0.8	r 0.9	r 1.0	r 0.9
Countries & Areas n.s.	898	22.6	r 6.1	r 5.8	r 6.1	r 7.0	r 6.3
Memorandum Items													
Africa	605	50.5	11.6	15.7	9.6	12.0	14.3	218.4	63.1	54.5	60.9	64.7	63.3
Middle East	405	499.6	137.5	118.4	106.6	149.9	130.9	834.4	270.1	170.9	170.6	187.1	160.8
European Union	998	80.0	23.5	32.1	21.8	42.6	36.7	584.7	160.1	148.6	158.5	200.5	205.1
Export earnings: fuel	080	133.6	34.2	36.2	34.4	41.4	44.0	2,192.2	745.5	1,097.5	599.9	496.0	517.0
Export earnings: nonfuel	092	696.2	185.1	177.2	155.4	219.5	199.5	4,154.7	1,129.1	1,015.7	1,086.1	1,195.8	1,125.7

Tajikistan (923)

In Millions of U.S. Dollars

		Exports (FOB)						Imports (CIF)					
		2016	2017Q1	2017Q2	2017Q3	2017Q4	2018Q1	2016	2017Q1	2017Q2	2017Q3	2017Q4	2018Q1
IFS World		898.8	230.1	228.4	442.8	296.7
World	001	843.5	210.5	314.2	177.2	260.2	263.2	3,100.2	646.9	779.5	788.6	904.5	797.5
Advanced Economies	110	135.4	8.1	123.3	4.8	4.0	4.3	356.8	62.7	67.1	84.0	121.0	91.5
Euro Area	163	58.2	7.3	4.6	3.9	3.1	3.5	271.6	51.5	52.6	70.4	88.4	72.6
Austria	122	0.0	r 0.0	r 0.0	r 0.0	16.8	r 7.8	r 4.1	r 5.2	r 4.3	r 4.2
Belgium	124	0.6	r 0.2	r 0.2	r 0.5	r 0.2	r 0.2	2.1	r 0.8	r 0.3	r 1.5	r 2.1	r 1.1
Estonia	939	0.6	r 0.0	r 0.0	5.8	r 1.5	r 1.5	r 1.5	r 1.5	r 1.5
Finland	172	0.0	r 0.0	1.4	r 0.4	r 0.2	r 0.6	r 0.4	r 0.3
France	132	0.1	r 0.1	r 0.0	r 0.0	r 0.1	r 0.4	9.4	r 0.7	r 1.0	r 1.2	r 1.0	r 0.9
Germany	134	0.8	r 0.4	r 0.3	r 0.3	r 0.2	r 0.2	36.6	r 4.3	r 9.6	r 17.1	r 23.1	r 17.6
Greece	174	0.1	r 0.2	r 0.1	r 0.0	r 0.5
Ireland	178	0.0	r 0.1	r 0.2	r 0.0
Italy	136	45.0	r 4.1	r 3.5	r 3.0	r 2.3	r 2.8	65.3	r 3.4	r 3.1	r 6.7	r 8.9	r 10.4
Latvia	941	0.1	r 0.2	r 0.1	r 0.0	r 0.0	49.3	r 13.2	r 12.6	r 12.6	r 12.8	r 13.8
Lithuania	946	11.0	r 2.2	r 0.3	r 0.1	r 0.1	r 0.0	60.5	r 15.7	r 18.4	r 19.1	r 26.7	r 17.7
Netherlands	138	0.0	r 0.0	r 0.0	r 0.0	r 0.0	r 0.0	17.7	r 3.3	r 1.1	r 4.0	r 5.5	r 4.0
Portugal	182	0.0	r 0.1	2.2	r 0.0	r 0.0	r 0.0	r 1.0	r 0.0
Slovak Republic	936	0.0	0.1	r 0.0	r 0.0	r 0.0	r 0.0
Slovenia	961	1.4	r 0.2	r 0.3	r 0.5	r 0.5	r 0.4
Spain	184	0.0	r 0.0	r 0.1	r 0.0	r 0.0	r 0.0	2.9	r 0.1	r 0.2	r 0.1	r 0.7	r 0.3
Australia	193	0.1	r 0.0	r 0.2
Canada	156	0.0	r 0.0	r 0.0	r 0.0	r 0.0	r 0.0	0.4	r 0.0	r 0.0	r 0.1	r 0.1	r 0.1
China,P.R.: Hong Kong	532	0.7	r 0.0	r 0.0	r 0.3	r 0.9	r 0.2
Czech Republic	935	0.1	r 0.0	r 0.0	r 0.0	3.2	r 0.4	r 0.8	r 1.3	r 0.6	r 1.1
Denmark	128	1.4	r 0.6	r 0.2	r 0.3	r 0.5	r 0.5
Israel	436	0.1	r 0.0	r 0.0	r 0.0	r 0.2	r 0.0	3.3	r 0.9	r 0.8	r 1.0	r 0.8	r 0.8
Japan	158	0.0	r 0.0	r 0.0	r 0.0	r 0.0	6.6	r 1.2	r 2.0	r 3.1	r 4.4	r 4.9
Korea, Republic of	542	0.0	r 0.0	r 0.0	12.6	r 2.9	r 2.3	r 2.8	r 3.1	r 3.1
Norway	142	0.5	r 0.0	r 0.0	r 0.0	r 0.1	r 0.0
Singapore	576	0.0	r 0.0	1.2	r 0.2	r 0.3	r 0.3	r 0.7	r 0.3
Sweden	144	0.1	r 0.1	r 0.1	r 0.1	r 0.2	r 0.0	0.4	r 0.1	r 0.1	r 0.0	r 0.9	r 0.4
Switzerland	146	75.8	r 0.5	r 118.4	r 0.5	r 0.3	r 0.4	15.2	r 1.0	r 1.3	r 1.4	r 1.9	r 4.6
Taiwan Prov.of China	528	0.2	r 0.0	r 0.0	r 0.0	r 0.0	r 0.0
United Kingdom	112	1.2	r 0.2	r 0.3	r 0.2	r 0.2	r 0.4	3.6	r 0.6	r 0.3	r 0.1	r 0.7	r 0.6
United States	111	0.1	r 0.0	r 0.0	r 0.0	r 0.0	r 0.0	35.8	r 3.2	r 6.1	r 2.8	r 17.8	r 2.2
Emerg. & Dev. Economies	200	708.0	202.4	191.0	172.4	256.3	259.0	2,743.4	584.2	712.3	704.6	783.5	706.0
Emerg. & Dev. Asia	505	115.9	54.6	39.2	36.5	41.2	63.8	434.4	60.8	90.4	108.1	99.6	72.4
China,P.R.: Mainland	924	114.2	r 54.1	r 38.7	r 35.7	r 40.6	r 63.1	373.8	r 44.7	r 70.0	r 91.6	r 82.7	r 56.6
India	534	0.2	r 0.1	r 0.1	r 0.2	r 0.2	r 0.2	58.2	r 15.2	r 17.0	r 15.2	r 15.6	r 14.8
Indonesia	536	0.4	r 0.3	r 0.2	r 0.1	r 0.2	r 0.1
Malaysia	548	0.8	r 0.4	r 3.1	r 0.8	r 0.8	r 0.6
Mongolia	948	0.9	r 0.2	r 0.2	r 0.2	r 0.2	r 0.2
Myanmar	518	e 0.1	e 0.1	e 0.1	e 0.1	e 0.1	e 0.1
Sri Lanka	524	0.1	r 0.0	0.1	r 0.0	r 0.0	r 0.0	r 0.0
Thailand	578	0.1	r 0.1	r 0.0	r 0.3	r 0.1	r 0.0
Vietnam	582	0.5	r 0.1	r 0.1	r 0.3	r 0.2	r 0.2	1.0	r 0.1	r 0.2	r 0.3	r 0.3	r 0.2
Europe	170	391.6	96.1	90.4	85.5	172.6	144.9	1,959.4	472.4	552.2	507.7	596.4	564.7
Emerg. & Dev. Europe	903	216.0	66.5	68.1	51.0	77.6	69.0	108.9	26.4	26.8	26.9	29.7	33.0
Bosnia and Herzegovina	963	0.1	r 0.1	r 0.0	3.3	r 0.8	r 0.8	r 0.8	r 0.8	r 0.8
Bulgaria	918	0.0	5.3	r 0.8	r 0.9	r 0.9	r 0.9	r 0.8
Hungary	944	3.8	r 0.4	r 0.5	r 0.6	r 1.4	r 0.3
Poland	964	0.2	r 0.1	r 0.0	r 0.0	r 0.1	r 0.2	7.3	r 2.1	r 1.6	r 2.7	r 1.8	r 4.8
Romania	968	0.2	r 0.1	0.3	r 0.0	r 0.0	r 0.6	r 0.1
Serbia, Republic of	942	r 0.0	r 0.0	r 0.1	r 0.0	r 2.4	8.6	r 1.9	r 4.3	r 1.8	r 0.9	r 3.9
Turkey	186	215.6	r 66.4	r 68.1	r 50.9	r 77.4	r 66.4	80.2	r 20.4	r 18.7	r 20.0	r 23.3	r 22.2
CIS	901	175.5	29.6	22.3	34.5	95.0	75.9	1,850.5	446.0	525.4	480.8	566.7	531.7
Armenia	911	r 0.0	r 0.0	r 0.0	r 0.0	r 0.0	0.6	r 0.3	r 0.2	r 0.2	r 0.6	r 0.4
Azerbaijan, Rep. of	912	0.3	r 0.0	r 0.1	r 0.1	12.0	r 0.2	r 0.2	r 0.9	r 0.6	r 0.3
Belarus	913	5.4	r 2.2	r 1.8	r 1.1	r 1.9	r 1.5	21.3	r 8.3	r 14.3	r 8.8	r 16.5	r 13.2
Georgia	915	0.0	r 0.0	r 0.0	r 0.0	r 0.0	r 0.0	8.6	r 1.5	r 1.0	r 1.3	r 1.2	r 1.0

Tajikistan (923)

In Millions of U.S. Dollars

		Exports (FOB)						Imports (CIF)					
		2016	2017Q1	2017Q2	2017Q3	2017Q4	2018Q1	2016	2017Q1	2017Q2	2017Q3	2017Q4	2018Q1
Kazakhstan	916	13.7	r 5.7	r 4.6	r 3.7	r 6.0	r 4.9	467.9	r 114.9	r 135.7	r 135.5	r 191.1	r 140.8
Kyrgyz Republic	917	4.6	r 1.2	r 1.2	r 2.3	r 1.5	r 1.7	29.1	r 3.9	r 5.6	r 7.2	r 7.2	r 5.1
Moldova	921	2.3	r 0.6	r 0.6	r 1.1	r 0.8	r 0.9	1.0	r 0.1	r 0.2	r 0.3	r 0.3	r 0.2
Russian Federation	922	133.7	r 16.2	r 10.3	r 21.0	r 80.5	r 62.6	1,117.9	r 290.5	r 327.6	r 271.6	r 289.9	r 329.6
Ukraine	926	9.0	r 2.1	r 2.2	r 2.1	r 2.1	r 2.0	54.3	r 7.5	r 14.2	r 20.7	r 25.2	r 16.7
Uzbekistan	927	6.4	r 1.6	r 1.6	r 3.2	r 2.1	r 2.4	137.7	r 18.6	r 26.4	r 34.3	r 34.1	r 24.4
Mid East, N Africa, Pak	440	200.4	51.6	61.3	50.3	42.0	49.4	289.2	40.1	56.5	72.3	71.4	54.8
Afghanistan, I.R. of	512	26.2	r 6.7	r 6.6	r 12.8	r 8.6	r 9.7	46.8	r 6.3	r 8.9	r 11.6	r 11.5	r 8.2
Algeria	612	e 50.2	e 20.0	e 38.7	e 10.0	e 9.3	e 6.2	e 0.0	e 0.1	e 0.0	e 0.2	e 0.4
Djibouti	611	0.5	r 0.1	r 0.1	r 0.3	r 0.2	r 0.2
Egypt	469	0.2	r 0.1	r 0.1	r 0.1	r 0.1	r 0.1	2.0	r 0.5	r 0.5	r 0.5	r 0.5	r 0.5
Iran, I.R. of	429	50.5	r 12.9	r 12.9	r 24.9	r 16.7	r 18.9	136.2	r 18.3	r 26.0	r 33.7	r 33.5	r 23.9
Iraq	433	0.9	r 0.2	r 0.2	r 0.4	r 0.3	r 0.3	0.0	r 0.0	r 0.0	r 0.0	r 0.0	r 0.0
Jordan	439	0.0	r 0.0	r 0.0	0.1	r 0.1	r 0.1
Kuwait	443	0.1	r 0.0	r 0.0	r 0.0	r 0.0	r 0.0
Lebanon	446	0.0	r 0.0	r 0.0	r 0.0	r 0.1	r 0.0	0.1	r 0.0	r 0.0	r 0.0	r 0.0	r 0.0
Mauritania	682	0.0	r 0.0	r 0.0	r 0.0	r 0.0	r 0.0	0.1	r 0.0	r 0.0	r 0.0	r 0.0	r 0.0
Pakistan	564	66.4	r 9.8	r 1.4	r 0.2	r 4.3	r 9.9	8.1	r 1.7	r 2.3	r 2.4	r 1.9	r 4.5
Qatar	453	0.1	r 0.0	r 0.4	r 0.0	r 0.0	r 0.0
Saudi Arabia	456	r 0.0	r 0.0	r 0.4	r 0.7	0.1	r 0.1	r 0.0	r 0.0	r 0.1	r 0.2
Syrian Arab Republic	463	0.1	r 0.0	r 0.0	r 0.1	r 0.0	r 0.0	0.3	r 0.0	r 0.1	r 0.1	r 0.1	r 0.1
United Arab Emirates	466	5.2	r 1.6	r 1.3	r 1.4	r 2.0	r 3.2	95.2	r 12.8	r 18.2	r 23.7	r 23.5	r 16.8
Sub-Saharan Africa	603	0.0	0.0	0.1	0.0	0.0	0.1	0.1	0.0	0.0	0.0	0.0	0.0
Equatorial Guinea	642	0.1	r 0.0	r 0.0	r 0.0	r 0.0	r 0.0
Western Hemisphere	205	0.1	0.1	0.0	0.1	0.4	0.8	60.3	10.9	13.1	16.3	16.1	14.1
Anguilla	312	0.3	r 0.0	r 0.1	r 0.1	r 0.1	r 0.1
Brazil	223	e 0.0	e 0.1	e 0.3	e 0.3	27.0	r 6.3	r 6.8	r 7.6	r 7.6	r 8.1
Chile	228	e 0.0	e 0.0	e 0.0	e 0.0	e 0.1
Colombia	233	e 0.0	e 0.0	e 0.0	e 0.1	e 0.0	e 0.0	e 0.0	e 0.0
Ecuador	248	e 0.2	e 0.1	e 0.0	e 0.4	e 0.2	e 0.1
Jamaica	343	16.9	r 2.3	r 3.2	r 4.2	r 4.2	r 3.0
Mexico	273	e 0.0	e 0.1	e 0.0	e 0.0	e 0.0	e 0.5	e 0.0	e 0.0
Panama	283	0.1	r 0.0	r 0.0	r 0.0	r 0.0	r 0.0
Uruguay	298	e 0.0	e 0.0	e 0.0	e 0.2	e 0.2
Venezuela, Rep. Bol.	299	15.6	r 2.1	r 3.0	r 3.9	r 3.8	r 2.7
Memorandum Items													
Africa	605	50.9	20.2	38.9	10.3	9.5	6.5	0.3	0.1	0.1	0.1	0.3	0.5
Middle East	405	57.0	14.9	14.5	27.0	19.6	23.3	234.2	32.0	45.2	58.2	57.7	41.6
European Union	998	59.9	7.6	4.9	4.3	3.6	4.1	296.9	56.4	56.9	76.4	95.7	81.3
Export earnings: fuel	080	254.6	56.7	67.9	61.6	115.3	96.8	1,845.5	439.3	511.2	469.8	543.1	515.1
Export earnings: nonfuel	092	588.9	153.8	246.4	115.7	144.9	166.4	1,254.7	207.6	268.2	318.8	361.4	282.5

Tanzania (738)

In Millions of U.S. Dollars

		Exports (FOB)						Imports (CIF)					
		2016	2017Q1	2017Q2	2017Q3	2017Q4	2018Q1	2016	2017Q1	2017Q2	2017Q3	2017Q4	2018Q1
IFS World		4,398.3	1,073.8	980.6	827.8	7,888.7	1,850.3	1,820.2	1,924.4
World	001	4,770.1	863.8	975.7	823.2	1,190.8	921.0	7,921.0	1,859.1	1,342.3	375.3	2,142.3	2,038.4
Advanced Economies	110	1,686.0	231.4	138.7	230.5	234.5	283.1	2,180.4	544.6	357.8	57.6	645.7	538.8
Euro Area	163	578.3	89.1	65.6	108.2	132.5	99.4	648.5	160.6	114.1	5.3	216.4	171.2
Austria	122	0.4	r 0.0	r 0.4	r 0.3	r 0.0	r 0.1	14.3	r 1.8	r 1.1	r 2.9	r 3.1
Belgium	124	283.1	r 30.4	r 21.1	r 49.1	r 74.2	r 48.2	64.9	r 14.8	r 8.3	r 0.3	r 18.3	r 15.1
Cyprus	423	2.0	r 0.4	r 1.2	r 0.9	r 0.9	r 0.7	3.0	r 0.6	r 0.4	r 0.4	r 0.7
Estonia	939	0.0	8.1	r 0.8	r 0.9	r 0.0	r 0.8	r 0.6
Finland	172	2.9	r 0.8	r 0.2	r 0.2	r 1.3	r 1.1	34.7	r 10.2	r 4.7	r 0.0	r 16.1	r 7.8
France	132	25.8	r 2.4	r 3.5	r 6.1	r 2.5	r 1.6	67.9	r 15.9	r 13.0	r 1.2	r 15.8	r 28.2
Germany	134	115.3	r 23.9	r 4.2	r 11.2	r 12.2	r 6.3	191.7	r 48.8	r 44.4	r 0.0	r 71.3	r 52.7
Greece	174	6.1	r 0.5	r 1.1	r 1.2	r 1.1	r 0.5	1.5	r 0.7	r 0.4	r 0.0	r 1.0	r 1.1
Ireland	178	1.2	r 0.3	r 0.1	r 0.0	r 0.2	r 0.2	22.7	r 4.2	r 3.9	r 27.5	r 4.7
Italy	136	42.1	r 11.0	r 6.0	r 8.5	r 10.1	r 9.3	87.7	r 27.4	r 16.0	r 0.0	r 22.0	r 17.9
Latvia	941	0.2	r 0.0	r 0.0	r 0.0	r 0.0	r 0.0	0.9	r 0.2	r 0.0	r 0.2	r 0.6	r 0.6
Lithuania	946	0.7	r 0.2	r 0.0	r 0.3	7.0	r 0.0	r 0.4	r 0.2	r 0.2
Luxembourg	137	0.0	r 0.0	1.7	r 1.3	r 0.6	r 0.1	r 0.1
Malta	181	0.2	r 0.1	r 0.1	r 0.2	r 0.1	0.7	r 0.0	r 0.0	r 0.1	r 0.0	r 0.3
Netherlands	138	63.9	r 12.5	r 19.3	r 18.3	r 18.5	r 22.9	105.5	r 26.3	r 11.0	r 0.2	r 25.9	r 25.5
Portugal	182	18.8	r 2.7	r 4.4	r 6.1	r 5.5	r 4.2	3.2	r 1.2	r 1.0	r 3.1	r 0.2	r 2.0
Slovak Republic	936	0.0	r 0.0	r 0.0	0.6	r 0.4	r 0.1	r 1.2	r 1.7
Slovenia	961	0.0	r 0.0	r 0.0	0.9	r 0.2	r 0.0	r 0.3	r 0.1
Spain	184	15.7	r 3.9	r 4.2	r 6.0	r 5.9	r 3.9	31.5	r 5.8	r 8.0	r 0.3	r 11.7	r 8.9
Australia	193	7.6	r 1.3	r 1.0	r 1.1	r 1.2	r 0.9	64.5	r 18.0	r 8.3	r 0.0	r 17.8	r 14.1
Canada	156	4.7	r 1.8	r 0.3	r 0.6	r 1.1	r 2.2	100.9	r 13.5	r 13.5	r 0.1	r 6.8	r 10.4
China,P.R.: Hong Kong	532	30.0	r 10.8	51.6	r 11.2	r 8.2	r 0.5	r 13.6	r 18.0
Czech Republic	935	0.8	r 0.5	r 0.1	r 0.1	r 0.4	r 0.0	16.1	r 2.0	r 1.3	r 1.6	r 2.0
Denmark	128	3.9	r 1.3	r 1.1	r 0.4	r 0.7	r 1.0	40.6	r 12.1	r 3.0	r 0.6	r 10.5	r 23.8
Israel	436	13.2	r 4.2	r 3.0	r 3.2	r 3.6	r 2.6	7.8	r 2.1	r 1.5	r 0.5	r 7.1	r 3.8
Japan	158	138.5	r 22.7	r 12.2	r 10.8	r 13.9	r 21.8	371.0	r 133.0	r 66.4	r 0.0	r 86.3	r 89.0
Korea, Republic of	542	38.9	r 5.7	r 4.6	r 0.3	r 7.7	r 11.9	165.3	r 48.0	r 13.7	r 1.0	r 38.5	r 18.5
New Zealand	196	5.6	r 0.1	r 0.0	r 2.3	r 0.5	r 0.2	3.6	r 0.5	r 0.4	r 0.7	r 0.7
Norway	142	0.8	r 0.1	r 0.1	r 0.1	r 0.2	r 0.2	7.0	r 1.0	r 1.6	r 4.9	r 8.7
Singapore	576	10.5	r 0.4	r 0.3	r 1.9	r 0.4	r 15.4	52.6	r 18.8	r 13.9	r 0.1	r 10.1	r 4.9
Sweden	144	5.6	r 2.7	r 1.8	r 0.3	r 1.0	r 1.0	69.0	r 10.8	r 5.0	r 0.0	r 7.7	r 13.1
Switzerland	146	767.9	r 84.2	r 30.2	r 85.7	r 50.3	r 91.3	129.8	r 26.0	r 49.8	r 40.6	r 85.1	r 37.9
Taiwan Prov.of China	528	0.0	r 0.1	r 0.0	r 0.8	r 0.2	r 0.3	44.9	r 7.0	r 8.4	r 5.0	r 5.1
United Kingdom	112	22.8	r 5.7	r 4.5	r 4.9	r 5.4	r 4.5	155.0	r 28.2	r 17.3	r 8.8	r 71.1	r 41.0
United States	111	56.9	r 11.5	r 13.8	r 9.6	r 15.6	r 19.5	252.0	r 51.6	r 31.3	r 0.1	r 62.4	r 76.8
Emerg. & Dev. Economies	200	3,053.6	629.4	836.7	590.1	955.7	637.1	5,739.5	1,313.8	947.8	317.7	1,491.8	1,499.5
Emerg. & Dev. Asia	505	1,259.0	288.7	286.4	222.6	605.2	258.5	3,530.8	757.3	507.0	72.5	899.7	843.7
American Samoa	859	1.0	0.2	r 0.0	r 0.0	r 0.0
Bangladesh	513	7.2	r 0.0	r 1.5	r 9.5	r 1.4	r 3.9	1.7	r 0.4	r 0.3	r 0.8	r 0.6
Brunei Darussalam	516	0.1	0.0	r 0.0
Cambodia	522	r 0.0	r 0.4	r 0.8	0.2	r 0.0	r 0.0	r 0.0	r 0.0
China,P.R.: Mainland	924	354.2	r 52.8	r 43.9	r 41.6	r 20.6	r 23.4	1,638.5	r 326.9	r 211.1	r 1.0	r 451.0	r 415.4
India	534	703.0	r 165.7	r 225.0	r 154.3	r 339.7	r 175.1	1,428.8	r 308.5	r 224.5	r 70.9	r 340.7	r 314.3
Indonesia	536	17.2	r 4.0	r 1.4	r 3.9	r 5.0	r 1.7	64.6	r 37.7	r 25.8	r 39.4	r 20.6
Malaysia	548	13.1	r 0.2	r 1.7	r 5.5	r 2.3	r 0.6	260.5	r 56.4	r 25.4	r 0.0	r 34.7	r 58.7
Marshall Islands	867	4.8	r 2.9
Mongolia	948	0.1
Nauru	836	0.2	r 0.0	r 0.0
Nepal	558	0.0	r 0.0	r 0.1	r 0.1	0.0	r 1.3	r 0.0	r 0.0	r 0.0
Philippines	566	2.3	r 0.0	r 0.1	r 0.4	r 0.3	r 0.3	3.6	r 1.1	r 0.6	r 1.6	r 0.7
Sri Lanka	524	0.8	r 0.3	r 0.3	r 0.3	r 0.5	r 0.2	3.2	r 0.7	r 0.5	r 1.2	r 0.5
Thailand	578	9.0	r 2.4	r 3.2	r 2.2	r 1.9	r 0.9	78.6	r 16.1	r 16.6	r 0.2	r 19.5	r 25.2
Vietnam	582	149.2	r 62.8	r 8.7	r 3.8	r 232.8	r 50.9	19.1	r 6.7	r 1.1	r 8.5	r 4.7
Asia n.s.	598	1.8	r 0.5	r 0.7	r 0.7	r 0.4	r 0.6	26.8	r 1.5	r 1.0	r 0.4	r 2.3	r 0.1

Tanzania (738)

In Millions of U.S. Dollars

		Exports (FOB)						Imports (CIF)					
		2016	2017Q1	2017Q2	2017Q3	2017Q4	2018Q1	2016	2017Q1	2017Q2	2017Q3	2017Q4	2018Q1
Europe	170	38.6	7.9	8.4	8.9	7.0	5.5	235.6	60.5	53.9	1.0	43.8	74.8
Emerg. & Dev. Europe	903	23.3	4.1	5.3	6.6	4.1	3.8	114.5	28.7	23.1	0.9	27.4	38.8
Bosnia and Herzegovina	963	r 0.0	r 0.0	0.0	r 0.0	r 0.1	r 0.3	r 0.1
Bulgaria	918	0.3	r 0.1	r 0.1	r 0.7	r 0.2	r 0.2	10.3	r 1.6	r 1.3	r 2.5	r 2.7
Croatia	960	0.0	r 0.0	r 0.0	r 0.1	9.4	r 0.1	r 0.4	r 0.6	r 0.1
Gibraltar	823	0.1	r 0.0	0.1	r 0.0	r 0.0
Hungary	944	0.3	r 0.0	r 0.0	r 0.1	r 0.0	r 0.0	3.1	r 1.5	r 1.3	r 0.3	r 1.3	r 0.5
Macedonia, FYR	962	0.1
Poland	964	11.3	r 1.5	r 3.4	r 3.4	r 2.5	r 1.1	24.4	r 6.5	r 6.4	r 0.6	r 5.1	r 10.7
Romania	968	8.4	r 1.3	r 1.2	r 1.3	r 0.7	r 0.8	1.7	r 0.6	r 0.6	r 0.5	r 0.4
Serbia, Republic of	942	0.0	r 0.0	r 0.0	r 0.0	0.1	r 0.0	r 0.0	r 0.2	r 0.1
Turkey	186	2.8	r 1.1	r 0.6	r 1.1	r 0.6	r 1.6	65.4	r 18.2	r 13.0	r 0.0	r 17.1	r 24.2
CIS	901	13.3	3.6	3.1	2.3	2.8	0.4	121.1	31.8	30.8	0.2	16.3	25.2
Armenia	911	0.1	r 0.1	r 0.0	r 0.1	r 0.0	0.0	r 0.0	r 0.0
Belarus	913	0.5	0.3	r 0.1	r 0.0	r 0.2	r 0.1
Georgia	915	r 0.0	r 0.1	r 0.0	r 0.2	1.7	r 0.4	r 0.3	r 0.7	r 0.5
Kazakhstan	916	0.1	r 0.0	r 0.0	r 0.0	r 0.0	r 0.1	0.0	r 0.0	r 0.0
Moldova	921	0.1	r 0.0	r 0.0
Russian Federation	922	11.1	r 3.3	r 2.9	r 2.2	r 2.7	107.4	r 29.9	r 30.1	r 0.2	r 12.8	r 22.9
Ukraine	926	1.3	r 0.1	r 0.1	r 0.1	r 0.0	r 0.0	11.6	r 1.4	r 0.3	r 2.1	r 1.6
Uzbekistan	927	0.0	r 0.0	r 0.0	r 0.0	r 0.5
Europe n.s.	884	2.1	r 0.2	r 0.1	r 0.1	r 1.3	0.0	r 0.1	r 0.0	r 0.0	r 10.8
Mid East, N Africa, Pak	440	115.7	31.9	54.2	38.2	28.1	43.0	991.6	269.4	232.5	237.3	324.7	347.7
Afghanistan, I.R. of	512	0.0	r 0.0	0.0	r 0.0	r 0.1
Algeria	612	0.5	r 0.0	r 0.6	r 0.0	r 1.0	7.8	r 3.1	r 0.5	r 1.1	r 0.0
Bahrain, Kingdom of	419	1.9	r 0.1	r 0.3	r 0.3	r 0.3	r 0.5	37.0	r 4.7	r 5.7	r 17.6	r 0.0	r 0.7
Djibouti	611	2.9	r 0.0	r 0.0	r 0.0	r 0.4	r 0.0	0.1	r 0.0
Egypt	469	1.0	r 0.3	r 0.4	r 0.4	r 0.4	r 1.7	34.8	r 7.9	r 6.3	r 0.1	r 7.3	r 10.3
Iran, I.R. of	429	0.0	r 0.0	r 2.1	r 0.2	r 0.0	10.5	r 6.0	r 3.4	r 1.5	r 4.8	r 5.7
Iraq	433	2.5	r 1.6	r 1.8	r 0.2	r 0.0	r 0.0	0.0	r 0.0
Jordan	439	0.4	r 0.0	r 0.1	r 0.1	r 0.1	r 0.6	1.8	r 0.3	r 0.1	r 0.3	r 0.7
Kuwait	443	0.8	r 0.8	r 0.0	r 0.0	r 0.0	r 0.0	1.7	r 0.5	r 0.6	r 0.0	r 0.5	r 0.7
Lebanon	446	0.2	r 0.1	r 0.2	r 0.3	r 0.2	4.4	r 0.8	r 0.4	r 0.0	r 1.1	r 0.3
Libya	672	r 0.0	r 0.1	r 0.1	r 0.2	r 0.1	r 0.0
Mauritania	682	0.0	r 0.0	r 0.0	r 0.0	r 0.0	0.1	r 0.1	r 0.0	r 0.0
Morocco	686	2.9	r 1.0	r 0.3	r 1.0	r 1.4	r 1.9	9.4	r 0.6	r 0.6	r 0.9	r 11.0
Oman	449	4.2	r 5.7	r 2.0	r 1.6	r 0.4	r 0.6	17.5	r 2.1	r 2.8	r 2.4	r 4.2	r 3.4
Pakistan	564	14.9	r 2.9	r 19.5	r 3.7	r 3.4	r 3.8	32.2	r 6.9	r 3.5	r 6.1	r 7.4
Qatar	453	1.2	r 0.7	r 0.1	r 4.8	r 6.4	r 6.6	20.6	r 4.6	r 3.7	r 2.7	r 4.3
Saudi Arabia	456	13.5	r 1.5	r 2.6	r 1.8	r 1.5	r 1.3	220.4	r 99.2	r 68.4	r 108.7	r 137.5	r 108.5
Somalia	726	0.4	r 0.5	r 0.0	r 0.3	r 0.5	r 0.2	r 0.0	r 0.0
Sudan	732	4.8	r 0.2	r 0.0	r 0.0	r 0.0	r 0.1	0.0	r 0.0	r 0.0	r 0.0	r 0.2
Tunisia	744	0.0	r 0.0	r 0.0	r 0.3	0.5	r 0.4	r 0.8	r 1.0	r 1.2
United Arab Emirates	466	63.5	r 16.5	r 26.3	r 21.3	r 12.6	r 24.3	592.3	r 132.1	r 135.4	r 106.9	r 157.2	r 193.3
Yemen, Republic of	474	0.0	r 0.0	r 0.0	r 0.0	r 0.1	0.4	r 0.1	r 0.0	r 0.1	r 0.1
Sub-Saharan Africa	603	1,633.9	300.2	487.2	320.0	315.1	329.5	932.0	200.0	133.1	6.1	217.0	213.9
Angola	614	4.6	r 1.4	r 0.3	r 0.4	r 0.2	r 1.0	0.0	r 0.0	r 0.0	r 0.0	r 0.0
Benin	638	0.1	r 0.1	r 0.0	r 0.0	0.0	r 0.0	r 0.0
Botswana	616	0.0	r 0.1	r 0.0	r 0.0	r 0.4	r 0.0	0.3	r 0.1	r 0.0	r 0.1	r 0.0
Burkina Faso	748	0.0	r 0.0	0.0	r 0.6	r 0.0
Burundi	618	52.1	r 7.8	r 16.9	r 13.3	r 7.9	r 9.5	0.8	r 0.0	r 0.0	r 0.1	r 0.0
Cabo Verde	624	0.1	r 0.0
Cameroon	622	0.1	r 0.1	r 0.0	r 0.0	r 0.0	r 0.1	0.1	r 0.0	r 0.0	r 0.0	r 0.0
Central African Rep.	626	0.9	r 0.0
Chad	628	3.5	r 0.6	r 0.1	r 0.0	r 0.0	0.0	r 0.0	r 0.0
Comoros	632	172.4	r 0.5	r 7.1	r 1.6	r 1.7	r 0.9	4.7	r 0.0	r 0.0	r 0.0	r 0.0
Congo, Dem. Rep. of	636	291.7	r 18.7	r 143.2	r 21.7	r 19.9	r 26.1	0.4	r 0.1	r 0.0	r 0.5	r 0.4
Congo, Republic of	634	0.2	r 0.3	r 0.0	r 0.7	r 0.1	r 0.3	0.1	r 0.0	r 0.0	r 0.0	r 0.0
Côte d'Ivoire	662	0.5	r 0.5	r 0.1	r 0.2	r 0.1	r 0.2	0.2	r 0.0	r 0.0	r 0.0	r 1.6
Equatorial Guinea	642	r 0.0	0.0	r 0.1

Tanzania (738)

In Millions of U.S. Dollars

		Exports (FOB)						Imports (CIF)					
		2016	2017Q1	2017Q2	2017Q3	2017Q4	2018Q1	2016	2017Q1	2017Q2	2017Q3	2017Q4	2018Q1
Eritrea	643	0.1	r 0.0	r 0.1	0.0
Ethiopia	644	0.8	r 0.1	r 1.3	r 0.3	r 0.5	r 0.2	0.1	r 0.0	r 0.0	r 0.1	r 0.1
Gabon	646	0.1	r 0.0	r 0.0	r 0.0	0.2	r 0.0	r 0.0	r 0.0
Gambia, The	648	0.0	r 0.1	r 0.0	r 0.0	r 0.0	r 0.1	r 0.1	r 0.0
Ghana	652	1.3	r 0.1	r 2.3	r 0.2	r 0.6	r 0.2	1.3	r 0.3	r 0.0	r 0.1	r 0.0
Guinea	656	0.1	r 0.1	r 0.0	r 0.1	r 0.1	r 0.1	0.0	r 0.0	r 0.0	r 0.0
Kenya	664	313.9	r 136.4	r 88.3	r 45.6	r 47.2	r 83.8	267.7	r 42.2	r 30.1	r 1.6	r 52.3	r 59.0
Lesotho	666	0.5	r 0.2	r 0.0	r 0.0	r 0.0
Liberia	668	0.0	r 0.0	r 0.0	6.7	r 0.0	r 2.3	r 0.9	r 0.7	r 0.1
Madagascar	674	1.0	r 0.5	r 2.0	r 0.8	r 2.2	r 1.2	5.6	r 6.1	r 1.3	r 2.4	r 0.9
Malawi	676	30.8	r 13.0	r 21.3	r 11.0	r 10.7	r 8.4	26.6	r 1.1	r 1.2	r 5.5	r 3.9
Mali	678	0.1	r 0.0	r 0.1	r 0.1	r 0.0	r 0.0	0.1	r 0.0	r 0.0	r 0.0
Mauritius	684	1.6	r 0.0	r 0.9	r 0.9	r 0.5	r 0.6	15.1	r 2.6	r 0.9	r 1.9	r 2.6
Mozambique	688	12.3	r 1.6	r 3.7	r 2.7	r 3.1	r 1.5	12.0	r 3.2	r 3.2	r 1.1	r 7.1
Namibia	728	0.3	r 0.0	r 0.0	r 0.0	r 0.1	r 0.1	6.1	r 1.0	r 1.1	r 2.8	r 1.7
Niger	692	0.0	r 2.0	0.9	r 0.0	r 0.0	r 0.0
Nigeria	694	9.2	r 0.5	r 0.6	r 1.2	r 1.3	r 1.4	1.0	r 0.2	r 0.0	r 0.0	r 0.1
Rwanda	714	6.5	r 0.7	r 1.1	r 3.6	r 0.5	r 16.0	1.1	r 0.2	r 0.3	r 0.5	r 0.2
Senegal	722	0.4	r 0.3	r 0.0	r 0.1	r 0.1	0.3	r 0.0	r 0.0	r 0.0	r 0.0
Seychelles	718	0.2	r 0.0	r 0.0	r 0.0	0.1	r 0.0	r 2.3	r 1.9
Sierra Leone	724	0.1	r 0.2	r 0.2	0.0	r 0.0	r 0.0	r 0.1
South Africa	199	631.4	r 103.0	r 163.8	r 197.6	r 197.4	r 154.9	472.2	r 115.4	r 72.3	r 3.5	r 106.4	r 102.6
South Sudan, Rep. of	733	r 0.0	r 0.1	r 0.1	r 0.0
Swaziland	734	0.1	r 0.5	r 0.0	r 0.0	r 0.0	r 0.4	41.2	r 4.8	r 5.4	r 14.0	r 9.5
Togo	742	0.2	r 0.0	r 0.1	r 0.1	r 0.1	0.0	r 0.1	r 0.0
Uganda	746	58.2	r 4.0	r 3.6	r 3.6	r 4.5	r 8.2	30.7	r 9.5	r 6.0	r 0.1	r 7.6	r 10.4
Zambia	754	32.5	r 6.4	r 29.3	r 9.5	r 14.5	r 12.5	33.5	r 11.9	r 8.8	r 18.1	r 11.1
Zimbabwe	698	6.4	r 0.8	r 0.7	r 4.2	r 1.3	r 1.6	2.1	r 0.5	r 0.0	r 0.0	r 0.3	r 0.1
Western Hemisphere	205	6.4	0.6	0.5	0.4	0.3	0.7	49.4	26.5	21.3	0.7	6.6	19.4
Antigua and Barbuda	311	0.0	r 0.0	1.3	r 0.0
Argentina	213	1.0	r 0.0	r 0.1	r 0.1	7.1	r 17.9	r 2.5	r 0.7	r 11.3
Bahamas, The	313	0.0	r 1.2	r 0.0
Barbados	316	0.0	r 0.0	r 0.1
Bermuda	319	0.0	r 0.3	r 0.3	r 0.0	r 0.4	r 0.2
Bolivia	218	0.0	r 0.1	r 0.0	0.0	r 0.0
Brazil	223	0.0	r 0.0	r 0.0	r 0.0	r 0.0	27.9	r 3.5	r 14.8	r 2.0	r 3.4
Chile	228	0.3	r 0.2	r 0.2	r 0.0	r 0.0	r 0.1	0.6	r 0.5	r 0.1	r 0.3	r 0.1
Colombia	233	0.7	r 0.1	r 0.1	r 0.0	r 0.2	0.7	r 0.2	r 0.1	r 0.0	r 0.0
Costa Rica	238	0.0	r 0.0	0.3	r 0.1	r 0.0	r 0.0	r 0.0
Curacao	354	0.1	0.8
Dominica	321	0.1	r 0.1	0.0	r 0.0	r 0.0
Dominican Republic	243	0.1	r 0.1	r 0.2	0.0	r 0.0	r 0.0	r 0.0	r 0.0
Honduras	268	0.0	0.0	r 0.0	r 0.0	r 0.1	r 0.0
Jamaica	343	0.0	r 0.0	r 0.0	1.0	r 0.0	r 0.0	r 0.0	r 0.0
Mexico	273	1.2	r 0.1	r 0.1	r 0.1	r 0.1	r 0.2	4.8	r 3.0	r 0.9	r 1.5	r 3.6
Netherlands Antilles	353	r 0.1	r 0.1	r 0.0
Panama	283	0.0	r 0.0	r 0.1	r 0.0	4.5	r 0.9	r 1.3	r 0.7	r 1.6	r 0.7
Paraguay	288	2.7	r 0.0
Uruguay	298	0.1	r 0.0	r 0.0	0.0	r 0.0
Western Hem. n.s.	399	0.2
Other Countries n.i.e	910	0.6	0.8	1.1	0.0	0.0	0.0
Korea, Dem. People's Rep.	954	0.6	r 0.8	1.1	r 0.0
Countries & Areas n.s.	898	29.9	r 3.1	r 0.4	r 2.6	r 0.5	r 0.7	r 36.7	r 0.0	r 4.8
Memorandum Items													
Africa	605	1,645.5	301.8	488.1	321.6	317.3	332.7	950.0	204.1	135.1	6.1	220.1	226.3
Middle East	405	89.2	27.4	33.7	32.8	22.5	35.9	941.4	258.4	226.8	237.3	315.6	328.0
European Union	998	631.8	102.2	77.7	119.4	143.4	108.1	978.1	224.1	150.7	15.5	317.2	265.4
Export earnings: fuel	080	117.7	33.4	37.7	36.7	26.2	37.5	1,017.8	282.8	250.8	237.4	320.8	339.8
Export earnings: nonfuel	092	4,652.4	830.4	938.0	786.5	1,164.6	883.5	6,903.3	1,576.4	1,091.5	137.9	1,821.5	1,698.5

Thailand (578)

In Millions of U.S. Dollars

		Exports (FOB)						Imports (CIF)					
		2016	2017Q1	2017Q2	2017Q3	2017Q4	2018Q1	2016	2017Q1	2017Q2	2017Q3	2017Q4	2018Q1
IFS World		214,250.7	56,220.2	56,087.9	61,633.3	61,149.9	61,788.2	195,195.2	53,086.7	54,770.9	57,275.6	59,947.3	62,054.5
World	001	213,761.9	56,398.7	56,836.0	61,936.7	60,753.7	63,139.8	195,102.8	52,735.8	54,321.6	56,995.7	59,654.3	62,029.4
Advanced Economies	110	111,292.5	28,567.1	29,161.5	32,116.1	29,371.5	31,900.2	92,965.4	26,023.8	26,040.4	27,852.7	28,916.9	29,602.6
Euro Area	163	15,399.7	4,132.2	4,007.2	4,340.3	4,337.9	4,770.3	14,358.7	3,251.1	3,872.9	4,497.3	4,225.7	4,882.5
Austria	122	221.6	r 55.2	r 60.4	r 55.5	r 52.2	r 70.7	328.9	r 93.8	r 92.5	r 100.0	r 95.0	r 104.0
Belgium	124	1,447.6	r 362.6	r 350.9	r 341.3	r 328.0	r 386.6	808.4	r 253.1	r 263.3	r 289.1	r 323.1	r 289.7
Cyprus	423	23.9	r 7.4	r 7.5	r 6.7	r 5.7	r 7.2	4.5	r 0.3	r 0.5	r 1.0	r 12.3	r 16.9
Estonia	939	49.1	r 13.2	r 12.9	r 12.3	r 13.1	r 11.7	31.7	r 3.5	r 5.5	r 4.8	r 7.1	r 6.6
Finland	172	171.8	r 54.6	r 47.1	r 50.4	r 48.8	r 51.0	344.0	r 43.8	r 76.9	r 78.5	r 83.0	r 68.1
France	132	1,542.4	r 389.7	r 412.5	r 433.7	r 538.9	r 492.7	2,820.3	r 539.7	r 872.7	r 1,149.6	r 955.5	r 1,535.7
Germany	134	4,448.8	r 1,192.1	r 1,121.2	r 1,461.8	r 1,259.1	r 1,318.8	5,899.6	r 1,301.4	r 1,482.4	r 1,735.1	r 1,616.9	r 1,726.6
Greece	174	121.9	r 29.8	r 36.7	r 29.7	r 22.8	r 35.4	50.9	r 13.4	r 7.4	r 11.9	r 18.7	r 16.6
Ireland	178	444.8	r 90.2	r 91.2	r 77.3	r 90.5	r 92.7	424.7	r 93.7	r 82.7	r 141.8	r 86.7	r 93.5
Italy	136	1,539.2	r 467.1	r 417.7	r 343.6	r 418.5	r 477.0	1,896.4	r 485.9	r 521.5	r 538.9	r 540.7	r 526.0
Latvia	941	37.5	r 12.2	r 10.8	r 11.7	r 12.5	r 10.0	14.3	r 2.6	r 3.5	r 4.6	r 3.0	r 3.4
Lithuania	946	23.5	r 5.4	r 6.0	r 5.9	r 6.5	r 7.3	10.6	r 2.7	r 3.8	r 4.1	r 3.1	r 3.5
Luxembourg	137	8.2	r 2.7	r 3.6	r 1.5	r 0.9	r 1.0	17.6	r 4.7	r 3.9	r 4.4	r 4.9	r 5.4
Malta	181	22.7	r 5.9	r 6.0	r 5.5	r 7.1	r 6.9	33.5	r 4.5	r 4.8	r 5.8	r 5.9	r 5.7
Netherlands	138	4,196.4	r 1,155.7	r 1,131.5	r 1,226.2	r 1,244.4	r 1,478.5	993.2	r 226.5	r 281.4	r 247.2	r 241.4	r 264.8
Portugal	182	156.7	r 40.7	r 38.8	r 38.6	r 52.4	r 38.1	53.9	r 14.0	r 14.7	r 15.5	r 20.5	r 19.9
Spain	184	943.7	r 247.7	r 252.5	r 238.6	r 236.5	r 284.9	626.4	r 167.3	r 155.4	r 165.2	r 207.9	r 196.1
Australia	193	10,246.3	r 2,456.5	r 2,462.5	r 2,855.7	r 2,709.3	r 2,825.1	3,432.5	r 966.7	r 959.3	r 1,131.7	r 1,402.4	r 1,261.0
Canada	156	1,333.4	r 335.8	r 329.4	r 383.8	r 378.3	r 358.4	909.0	r 180.4	r 234.4	r 211.7	r 166.7	r 199.3
China,P.R.: Hong Kong	532	11,401.6	r 3,127.9	r 2,887.4	r 3,317.3	r 2,944.0	r 3,198.8	1,605.4	r 516.7	r 602.2	r 722.6	r 1,099.1	r 1,142.5
China,P.R.: Macao	546	21.9	r 6.2	r 4.4	r 4.9	r 4.7	r 6.0	9.5	r 2.4	r 3.0	r 2.7	r 2.5	r 3.4
Czech Republic	935	711.7	r 178.5	r 162.3	r 170.5	r 188.0	r 198.0	187.2	r 49.1	r 50.6	r 50.5	r 55.1	r 63.3
Denmark	128	385.2	r 91.9	r 98.4	r 104.3	r 98.0	r 92.0	263.3	r 98.4	r 94.0	r 100.7	r 66.9	r 99.8
Iceland	176	5.4	r 1.6	r 3.2	r 1.2	r 3.3	r 2.3	11.2	r 4.0	r 8.0	r 5.6	r 5.9	r 13.6
Israel	436	671.6	r 178.9	r 169.7	r 176.2	r 168.1	r 178.0	395.1	r 135.0	r 177.5	r 150.1	r 151.9	r 139.4
Japan	158	20,353.1	r 5,211.5	r 5,437.9	r 5,519.7	r 5,854.0	r 6,542.5	30,840.7	r 7,578.3	r 7,982.8	r 8,308.0	r 8,517.0	r 8,695.2
Korea, Republic of	542	4,045.9	r 1,170.1	r 1,205.5	r 1,177.8	r 1,099.2	r 1,235.5	7,322.6	r 1,893.2	r 2,043.4	r 2,128.0	r 2,016.8	r 2,266.0
New Zealand	196	1,425.9	r 383.0	r 411.6	r 422.7	r 422.5	r 428.2	590.9	r 178.7	r 192.7	r 135.8	r 139.0	r 177.7
Norway	142	177.1	r 57.3	r 49.5	r 338.1	r 43.9	r 42.8	345.0	r 89.7	r 97.1	r 105.6	r 90.8	r 116.0
San Marino	135	0.0	r 0.0	0.0	r 0.0	r 0.0	r 0.1	r 0.0	r 0.0
Singapore	576	8,182.6	r 1,986.8	r 2,356.5	r 2,037.5	r 1,894.2	r 2,236.2	6,546.5	r 1,886.4	r 2,163.6	r 1,991.2	r 1,931.1	r 1,846.9
Sweden	144	437.8	r 112.0	r 118.6	r 136.4	r 118.5	r 122.8	712.9	r 154.9	r 139.3	r 189.6	r 209.9	r 156.7
Switzerland	146	4,986.3	r 1,022.9	r 893.9	r 2,064.7	r 251.3	r 911.3	4,147.8	r 1,963.2	r 1,396.5	r 1,690.2	r 2,224.6	r 1,711.0
Taiwan Prov.of China	528	3,350.5	r 903.0	r 1,077.9	r 1,051.2	r 974.2	r 1,007.6	7,157.5	r 1,967.2	r 2,093.1	r 2,150.2	r 2,016.1	r 2,123.7
United Kingdom	112	3,822.9	r 1,113.1	r 951.6	r 948.2	r 1,060.8	r 1,062.4	2,025.8	r 588.6	r 568.1	r 782.7	r 1,018.0	r 763.0
United States	111	24,333.6	r 6,097.8	r 6,534.1	r 7,065.5	r 6,821.4	r 6,682.0	12,103.8	r 4,519.8	r 3,361.9	r 3,498.1	r 3,577.3	r 3,941.4
Emerg. & Dev. Economies	200	101,993.1	27,721.9	27,556.0	29,667.7	31,266.7	31,129.6	99,155.6	26,010.8	27,383.5	28,252.7	29,876.2	31,463.5
Emerg. & Dev. Asia	505	76,820.0	21,396.4	21,069.9	22,584.1	24,323.2	23,983.6	75,603.8	19,431.9	20,168.7	21,370.7	22,024.4	23,118.7
Bangladesh	513	933.3	r 266.4	r 256.3	r 317.7	r 413.6	r 328.3	56.3	r 12.6	r 13.1	r 23.2	r 12.8	r 17.0
Brunei Darussalam	516	79.3	r 20.1	r 24.3	r 18.4	r 18.4	r 32.2	609.5	r 160.1	r 148.8	r 135.1	r 145.6	r 153.2
Cambodia	522	4,635.9	r 1,367.4	r 1,125.3	r 1,205.2	r 1,585.7	r 1,675.3	945.0	r 283.6	r 175.1	r 288.6	r 156.9	r 301.3
China,P.R.: Mainland	924	23,625.3	r 7,184.7	r 6,708.5	r 7,517.6	r 8,036.6	r 7,246.0	42,247.1	r 10,213.8	r 11,015.5	r 11,571.6	r 11,899.8	r 11,960.8
Fiji	819	60.0	r 14.6	r 12.6	r 15.2	r 16.9	r 26.3	3.2	r 1.6	r 1.6	r 2.0	r 1.3	r 0.8
F.T. French Polynesia	887	16.8	r 5.9	r 8.2	r 7.5	r 6.4	r 10.3	3.2	r 0.7	r 0.8	r 0.7	r 0.6	r 1.4
Guam	829	8.8	r 3.8	r 2.5	r 2.2	r 2.1	r 2.0	0.0	r 2.1	r 0.0	r 0.0	r 0.0	r 0.0
India	534	5,121.0	r 1,505.4	r 1,536.3	r 1,655.4	r 1,767.3	r 1,991.3	2,587.2	r 953.2	r 931.5	r 978.4	r 1,072.4	r 1,153.1
Indonesia	536	8,126.1	r 2,087.8	r 2,354.3	r 2,213.2	r 2,171.6	r 2,483.4	6,361.2	r 1,926.2	r 1,808.1	r 1,770.7	r 1,875.1	r 2,188.5
Kiribati	826	2.6	r 1.3	r 0.9	r 1.0	r 0.5	r 0.6	91.9	r 17.8	r 27.8	r 39.7	r 25.5	r 31.2
Lao People's Dem.Rep	544	3,966.6	r 989.5	r 957.6	r 913.4	r 1,081.7	r 1,116.2	1,887.2	r 442.7	r 577.5	r 588.5	r 633.8	r 660.3
Malaysia	548	9,564.2	r 2,428.3	r 2,486.5	r 2,634.6	r 2,773.8	r 2,820.2	10,847.4	r 2,944.4	r 2,764.0	r 2,881.1	r 3,113.0	r 3,365.0
Maldives	556	100.2	r 22.7	r 28.0	r 26.1	r 28.5	r 30.5	38.3	r 24.1	r 19.2	r 20.8	r 17.5	r 26.7
Micronesia	868	2.7	r 0.9	r 0.7	r 0.7	r 0.8	r 1.1	36.6	r 17.6	r 13.1	r 22.4	r 13.5	r 20.0
Mongolia	948	12.5	r 2.5	r 3.0	r 2.4	r 2.5	r 2.2	12.2	r 1.8	r 5.6	r 9.2	r 8.8	r 11.5
Myanmar	518	4,149.8	r 1,188.3	r 1,019.7	r 1,038.1	r 1,056.7	r 1,172.5	2,367.4	r 418.4	r 586.9	r 735.9	r 759.1	r 688.8
Nauru	836	0.1	r 0.0	r 0.0	r 0.0	r 0.0	r 0.1	0.0	r 0.0	r 0.0	r 0.0
Nepal	558	66.3	r 17.1	r 16.1	r 16.0	r 16.9	r 20.2	0.6	r 0.1	r 0.1	r 0.2	r 0.1	r 0.1

Thailand (578)

In Millions of U.S. Dollars

		Exports (FOB)						Imports (CIF)					
		2016	2017Q1	2017Q2	2017Q3	2017Q4	2018Q1	2016	2017Q1	2017Q2	2017Q3	2017Q4	2018Q1
Palau	565	r 0.2
Papua New Guinea	853	138.8	r 37.4	r 30.2	r 37.1	r 33.7	r 31.5	190.4	r 60.1	r 60.5	r 77.1	r 64.9	r 95.1
Philippines	566	6,354.8	r 1,656.3	r 1,604.5	r 1,752.8	r 1,919.3	r 1,899.0	2,725.5	r 779.1	r 760.4	r 878.5	r 847.9	r 874.3
Samoa	862	11.7	r 2.6	r 1.7	r 3.0	r 2.3	r 3.0	0.2	r 0.0	r 0.0	r 0.1	r 0.0	r 0.0
Solomon Islands	813	10.1	r 2.1	r 2.6	r 3.3	r 2.6	r 2.9	14.6	r 8.8	r 12.5	r 4.7	r 4.0	r 12.1
Sri Lanka	524	429.0	r 111.1	r 107.2	r 117.0	r 106.4	r 130.7	40.2	r 18.4	r 18.0	r 20.7	r 14.2	r 29.7
Tonga	866	1.9	r 0.7	r 0.7	r 0.6	r 0.4	r 0.5	0.0	r 0.1
Vanuatu	846	11.3	r 3.0	r 3.2	r 3.3	r 4.1	r 4.2	15.8	r 2.7	r 3.8	r 3.0	r 5.7	r 5.4
Vietnam	582	9,356.7	r 2,464.0	r 2,770.6	r 3,066.4	r 3,259.9	r 2,938.4	4,438.1	r 1,132.2	r 1,222.3	r 1,309.4	r 1,342.3	r 1,500.7
Asia n.s.	598	34.2	r 12.4	r 8.5	r 16.1	r 14.8	r 14.4	84.8	r 10.0	r 2.4	r 9.0	r 9.4	r 21.6
Europe	170	3,021.8	882.3	920.3	1,036.0	1,013.6	1,057.1	3,225.6	897.3	884.3	814.5	1,138.0	905.5
Emerg. & Dev. Europe	903	2,043.4	570.3	575.8	616.5	572.4	630.5	873.9	208.0	202.8	216.2	282.4	318.9
Albania	914	6.4	r 1.5	r 2.1	r 1.3	r 1.8	r 2.3	0.8	r 0.1	r 0.1	r 0.1	r 0.1	r 0.2
Bulgaria	918	38.0	r 12.0	r 13.0	r 12.0	r 12.8	r 15.8	49.6	r 12.4	r 9.0	r 14.7	r 17.7	r 16.6
Faroe Islands	816	0.9	r 0.3	r 0.3	r 0.0	r 0.0	r 0.2	1.3	r 0.3	r 0.1	r 0.2	r 0.1	r 0.0
Gibraltar	823	0.3	r 0.0	r 0.1	r 0.1	r 0.1	r 0.3	0.0	r 0.0	r 0.0	r 0.0	r 0.0	r 0.0
Hungary	944	413.0	r 110.0	r 96.1	r 104.7	r 113.8	r 113.0	172.0	r 36.9	r 36.8	r 40.4	r 40.6	r 36.7
Montenegro	943	2.0	r 0.3	r 0.7	r 0.8	r 0.4	r 0.9	0.1	r 0.0	r 0.1	r 0.0	r 0.0	r 0.0
Poland	964	383.9	r 117.3	r 106.6	r 123.1	r 103.5	r 120.2	257.6	r 72.1	r 72.7	r 73.5	r 132.8	r 156.5
Romania	968	120.3	r 29.0	r 32.7	r 37.3	r 37.3	r 43.6	85.9	r 23.5	r 27.5	r 23.3	r 20.7	r 25.7
Serbia, Republic of	942	10.2	r 2.2	r 3.5	r 2.7	r 3.6	r 5.7	5.4
Turkey	186	1,068.5	r 297.7	r 320.8	r 334.4	r 299.1	r 328.5	301.2	r 62.6	r 56.4	r 64.1	r 70.5	r 83.2
CIS	901	737.7	247.0	264.8	341.9	372.8	354.8	2,271.2	669.9	656.6	570.1	829.8	546.8
Armenia	911	2.2	r 4.0	r 3.9	r 1.3	r 1.0	r 0.6	0.8	r 2.1	r 4.6	r 1.9	r 1.1	r 0.7
Azerbaijan, Rep. of	912	7.9	r 3.0	r 1.6	r 2.6	r 0.5	r 1.5	243.4	r 119.7	r 88.6	r 0.1	r 64.8	r 0.0
Belarus	913	5.3	r 1.0	r 1.3	r 2.0	r 1.2	r 1.5	63.3	r 11.9	r 33.0	r 14.6	r 9.1	r 20.7
Kazakhstan	916	37.6	r 10.4	r 13.6	r 14.1	r 11.8	r 16.7	14.4	r 15.9	r 9.9	r 8.9	r 9.1	r 9.2
Kyrgyz Republic	917	0.6	r 0.3	r 0.2	r 0.2	r 0.2	r 0.3	0.0	r 0.0	r 0.0	r 0.0	r 0.0
Moldova	921	0.3	r 0.1	r 0.1	r 0.0	r 0.1	r 0.4	3.4	r 0.5	r 0.6	r 0.4	r 2.2	r 1.0
Russian Federation	922	573.8	r 199.7	r 209.9	r 292.7	r 330.5	r 305.5	1,369.3	r 489.7	r 442.1	r 434.8	r 641.2	r 492.5
Tajikistan	923	0.8	r 0.3	r 0.1	r 1.5	r 0.3	r 0.2	0.0	r 0.5	r 0.0	r 0.0	r 0.0	r 0.4
Turkmenistan	925	8.8	r 2.0	r 2.0	r 2.3	r 0.4	r 0.3	3.0	r 0.0	r 1.7	r 0.2	r 0.3	r 0.2
Ukraine	926	93.6	r 25.3	r 30.1	r 23.4	r 24.9	r 24.5	573.6	r 29.4	r 75.6	r 109.2	r 102.0	r 22.0
Uzbekistan	927	6.8	r 0.9	r 1.8	r 1.7	r 1.9	r 3.3	0.1	r 0.0	r 0.3	r 0.0	r 0.0	r 0.2
Europe n.s.	884	240.7	r 65.0	r 79.7	r 77.6	r 68.3	r 71.8	80.6	r 19.4	r 24.9	r 28.2	r 25.7	r 39.8
Mid East, N Africa, Pak	440	9,616.5	2,269.1	2,413.8	2,404.8	2,417.7	2,545.1	14,719.9	4,249.3	4,506.6	4,353.9	5,217.3	5,675.8
Afghanistan, I.R. of	512	35.1	r 5.4	r 3.3	r 3.8	r 6.0	r 4.7	0.1	r 0.0	r 0.0	r 0.0	r 0.0	r 0.0
Algeria	612	117.4	r 28.3	r 37.6	r 22.2	r 19.8	r 25.4	246.6	r 70.7	r 21.6	r 113.0	r 127.4	r 58.2
Bahrain, Kingdom of	419	188.8	r 28.3	r 37.6	r 32.7	r 56.9	r 30.0	110.8	r 18.8	r 31.4	r 50.1	r 35.3	r 37.3
Djibouti	611	32.3	r 7.3	r 18.3	r 17.3	r 22.6	r 10.0	0.0	r 0.0	r 0.0	r 0.0	r 0.0	r 0.0
Egypt	469	766.0	r 169.5	r 128.3	r 174.4	r 206.5	r 209.0	71.8	r 28.0	r 25.5	r 14.0	r 18.5	r 14.1
Iran, I.R. of	429	265.8	r 77.7	r 124.7	r 146.3	r 82.2	r 82.5	167.6	r 34.2	r 181.8	r 143.2	r 148.6	r 270.3
Iraq	433	111.1	r 46.3	r 59.2	r 44.3	r 57.6	r 47.0	0.0	r 0.1	r 0.0	r 0.0	r 0.0	r 42.6
Jordan	439	159.6	r 37.2	r 35.9	r 27.7	r 32.7	r 45.8	11.9	r 3.6	r 2.3	r 2.8	r 2.8	r 1.7
Kuwait	443	331.8	r 72.5	r 76.8	r 73.0	r 68.1	r 93.8	470.6	r 170.6	r 50.0	r 129.4	r 180.9	r 235.7
Lebanon	446	171.4	r 47.8	r 43.5	r 35.8	r 41.3	r 42.3	5.6	r 2.4	r 1.5	r 0.4	r 0.5	r 0.2
Libya	672	128.3	r 28.7	r 20.8	r 40.2	r 32.9	r 21.5	42.3	r 0.7	r 5.6	r 51.8	r 57.7	r 43.6
Mauritania	682	18.2	r 4.6	r 2.7	r 3.4	r 7.2	r 8.6	0.8	r 0.0	r 0.1	r 0.1	r 0.3	r 0.1
Morocco	686	106.2	r 24.6	r 27.2	r 16.4	r 30.5	r 28.7	57.4	r 10.2	r 17.1	r 10.3	r 13.0	r 12.7
Oman	449	575.3	r 131.3	r 137.8	r 122.4	r 125.5	r 138.9	93.2	r 36.2	r 54.1	r 33.6	r 16.8	r 42.0
Pakistan	564	1,007.7	r 373.1	r 343.8	r 359.4	r 324.5	r 379.8	119.2	r 32.4	r 47.6	r 26.5	r 41.8	r 42.8
Qatar	453	286.1	r 87.7	r 55.6	r 82.1	r 80.9	r 149.9	2,452.1	r 831.3	r 588.6	r 636.6	r 485.7	r 857.2
Saudi Arabia	456	2,201.2	r 372.7	r 466.1	r 439.6	r 453.3	r 401.2	4,816.3	r 1,349.4	r 1,513.3	r 1,520.6	r 1,693.6	r 1,658.3
Somalia	726	16.2	r 2.3	r 5.5	r 5.7	r 8.3	r 3.9	0.2	r 0.1	r 0.0	r 0.1	r 0.1	r 0.1
Sudan	732	58.7	r 15.2	r 14.0	r 16.0	r 26.3	r 26.0	2.3	r 0.2	r 0.4	r 0.2	r 0.3	r 0.3
Syrian Arab Republic	463	32.2	r 9.0	r 11.3	r 9.2	r 9.4	r 14.4	0.9	r 0.2	r 0.4	r 0.6	r 0.0	r 0.2
Tunisia	744	152.4	r 27.5	r 20.3	r 17.6	r 23.9	r 40.9	18.3	r 5.8	r 5.7	r 6.1	r 4.6	r 5.8
United Arab Emirates	466	2,854.9	r 672.0	r 743.6	r 715.2	r 701.4	r 740.4	6,011.2	r 1,632.5	r 1,871.6	r 1,581.8	r 2,387.7	r 2,349.8
Yemen, Republic of	474	r 0.1	20.7	r 22.0	r 88.1	r 32.4	r 1.7	r 2.9
Middle East n.s.	489	r 0.3

Thailand (578)

In Millions of U.S. Dollars

		Exports (FOB)						Imports (CIF)					
		2016	2017Q1	2017Q2	2017Q3	2017Q4	2018Q1	2016	2017Q1	2017Q2	2017Q3	2017Q4	2018Q1
Sub-Saharan Africa	603	4,741.9	1,226.7	1,332.6	1,517.8	1,490.5	1,488.1	1,549.6	448.2	591.1	647.4	561.3	719.8
Angola	614	154.1	r 62.0	r 32.0	r 51.8	r 39.0	r 50.1	166.0	r 84.0	r 102.7	r 63.7	r 43.0	r 237.9
Benin	638	525.1	r 113.2	r 176.1	r 216.6	r 192.9	r 208.5	3.1	r 1.4	r 1.7	r 1.1	r 1.3	r 0.4
Botswana	616	2.1	r 0.4	r 0.2	r 0.4	r 0.8	r 0.3	1.2	r 3.6	r 2.1	r 0.0	r 1.1	r 0.0
Burkina Faso	748	14.5	r 2.2	r 19.3	r 4.8	r 2.3	r 7.5	14.8	r 1.3	r 1.4	r 2.3	r 2.9	r 0.3
Burundi	618	0.8	r 0.4	r 0.2	r 0.3	r 0.4	r 0.5	0.0	r 0.3	r 0.6	r 0.6	r 0.6	r 1.4
Cabo Verde	624	6.7	r 1.6	r 1.5	r 1.2	r 2.6	r 2.2	0.1	r 0.1	r 0.0	r 0.1
Cameroon	622	189.6	r 50.7	r 44.9	r 71.3	r 124.7	r 58.5	3.5	r 1.0	r 0.4	r 1.4	r 1.2	r 0.5
Central African Rep.	626	0.7	r 0.1	r 0.1	r 0.6	r 0.4	r 0.0	0.6	r 0.0	r 0.1	r 0.1	r 0.1
Chad	628	0.9	r 0.0	r 1.1	r 0.4	r 0.8	r 4.0	22.4	r 0.0	r 0.0	r 33.5	r 0.2	r 0.0
Comoros	632	1.8	r 1.6	r 1.0	r 0.8	r 0.2	r 0.9	0.0	r 0.0	r 0.0	r 0.0	r 0.0	r 0.0
Congo, Republic of	634	73.2	r 25.8	r 14.5	r 9.3	r 21.5	r 17.1	140.7	r 44.4	r 34.0	r 36.4	r 33.4	r 43.2
Côte d'Ivoire	662	298.2	r 72.1	r 45.6	r 52.9	r 73.2	r 32.7	15.3	r 1.7	r 3.3	r 2.2	r 1.5	r 0.8
Ethiopia	644	47.3	r 7.8	r 14.7	r 13.7	r 12.8	r 9.6	7.2	r 1.5	r 1.2	r 1.3	r 1.6	r 2.3
Gabon	646	78.8	r 11.1	r 6.0	r 16.6	r 9.3	r 10.4	1.4	r 0.1	r 0.4	r 0.3	r 0.5	r 36.1
Gambia, The	648	20.3	r 5.0	r 7.2	r 6.4	r 6.5	r 5.7	0.2	r 0.1	r 0.0	r 0.0	r 0.2	r 0.6
Ghana	652	201.2	r 42.8	r 39.9	r 52.9	r 51.1	r 47.5	3.0	r 2.0	r 0.8	r 3.6	r 4.6	r 1.4
Guinea	656	46.9	r 4.6	r 5.4	r 4.6	r 2.8	r 4.3	3.3	r 0.9	r 0.6	r 0.4	r 0.9	r 0.8
Guinea-Bissau	654	0.7	r 0.0	r 0.4	r 0.3	r 0.2	r 0.0	0.2	r 0.0
Kenya	664	147.7	r 55.5	r 67.0	r 65.3	r 38.9	r 55.4	16.2	r 6.3	r 6.6	r 6.1	r 5.0	r 7.0
Lesotho	666	0.1	r 0.3	r 0.1	r 0.0	r 0.3	0.0	r 0.0	r 0.0	r 0.0	r 0.0	r 0.0
Liberia	668	3.3	r 1.0	r 1.8	r 0.9	r 0.7	r 1.3	0.9	r 0.7	r 0.0	r 2.9	r 0.5	r 1.2
Madagascar	674	24.1	r 7.3	r 8.0	r 15.0	r 10.3	r 7.8	5.0	r 2.4	r 3.3	r 3.2	r 3.2	r 1.5
Malawi	676	2.7	r 0.6	r 0.3	r 0.7	r 1.7	r 1.5	0.3	r 0.0	r 0.0	r 0.5	r 0.1	r 0.1
Mali	678	7.5	r 1.8	r 2.0	r 2.3	r 2.5	r 2.1	31.3	r 8.4	r 11.7	r 11.1	r 3.6	r 3.9
Mauritius	684	63.7	r 17.7	r 15.5	r 16.8	r 18.8	r 19.5	7.4	r 2.0	r 3.0	r 1.1	r 3.3	r 1.3
Mozambique	688	147.0	r 43.3	r 41.7	r 52.2	r 62.0	r 45.9	11.4	r 2.8	r 3.1	r 5.0	r 5.1	r 4.1
Namibia	728	3.9	r 0.5	r 0.3	r 0.7	r 2.4	r 1.3	4.4	r 1.0	r 0.1	r 0.1	r 0.0	r 0.2
Niger	692	21.6	r 3.9	r 6.1	r 13.1	r 7.4	r 8.4	0.1	r 0.0	r 0.0	r 0.0	r 0.1	r 0.0
Nigeria	694	186.2	r 38.7	r 44.1	r 45.2	r 41.1	r 42.4	48.5	r 2.2	r 130.1	r 200.0	r 159.3	r 93.2
Rwanda	714	4.4	r 1.3	r 1.0	r 0.6	r 1.0	r 0.8	39.6	r 11.0	r 12.8	r 12.0	r 11.4	r 15.0
São Tomé & Príncipe	716	r 0.0	r 0.2	r 0.1	r 0.1	r 0.1	0.0	r 0.0	r 0.0	r 0.0
Senegal	722	147.6	r 31.5	r 51.0	r 51.4	r 49.8	r 40.7	5.5	r 5.2	r 0.4	r 3.5	r 4.8	r 1.1
Seychelles	718	11.9	r 2.5	r 3.4	r 2.0	r 7.9	r 2.2	30.9	r 13.6	r 0.7	r 8.8	r 15.6	r 2.2
Sierra Leone	724	12.7	r 4.5	r 6.1	r 2.2	r 2.3	r 5.1	0.6	r 0.9	r 0.0	r 0.0	r 0.8	r 0.8
South Africa	199	2,089.5	r 557.2	r 608.9	r 678.8	r 628.3	r 684.6	737.1	r 172.2	r 207.5	r 210.0	r 217.2	r 244.6
South Sudan, Rep. of	733	r 0.1
Swaziland	734	2.5	r 0.4	r 0.5	r 0.3	r 0.8	r 0.2	8.7	r 1.0	r 1.2	r 1.3	r 1.2	r 2.0
Tanzania	738	91.9	r 26.8	r 33.0	r 20.6	r 27.1	r 38.4	28.6	r 5.7	r 1.0	r 10.2	r 6.5	r 5.4
Togo	742	63.8	r 15.3	r 17.4	r 29.4	r 26.8	r 42.9	2.8	r 1.4	r 0.1	r 0.9	r 0.6	r 0.0
Uganda	746	11.9	r 2.9	r 4.0	r 4.3	r 5.7	r 3.8	3.3	r 1.8	r 2.4	r 0.6	r 0.3	r 0.8
Zambia	754	4.2	r 1.0	r 1.1	r 2.2	r 2.9	r 6.1	138.9	r 32.8	r 35.8	r 22.7	r 28.5	r 9.1
Zimbabwe	698	5.9	r 5.3	r 0.7	r 3.2	r 1.6	r 4.4	2.2	r 0.6	r 0.1	r 0.1	r 0.4	r 0.3
Africa n.s.	799	25.0	r 6.1	r 8.3	r 5.4	r 8.7	r 13.1	43.0	r 33.9	r 21.9	r 0.2	r 0.5	r 0.3
Western Hemisphere	205	7,793.0	1,947.4	1,819.4	2,125.1	2,021.8	2,055.8	4,056.7	984.1	1,232.8	1,066.3	935.2	1,043.8
Argentina	213	975.0	r 259.4	r 244.4	r 323.2	r 278.3	r 328.6	563.3	r 183.3	r 144.5	r 118.7	r 148.2	r 227.8
Bahamas, The	313	5.3	r 1.7	r 1.6	r 1.7	r 2.5	r 1.8	0.7	r 0.5	r 0.6	r 0.8	r 0.7	r 1.3
Barbados	316	16.2	r 4.7	r 3.7	r 6.2	r 6.1	r 6.4	0.8	r 0.2	r 0.2	r 0.2	r 0.4	r 0.3
Belize	339	2.1	r 0.3	r 0.2	r 0.2	r 0.1	r 0.3	1.1	r 0.6	r 0.2	r 1.1	r 1.8	r 4.0
Bermuda	319	3.4	r 0.6	r 1.2	r 1.1	r 0.4	r 0.9	0.0	r 0.0	r 0.0	r 0.0	r 0.0	r 0.0
Bolivia	218	38.4	r 6.6	r 5.6	r 5.6	r 10.5	r 9.0	13.8	r 0.4	r 0.5	r 0.5	r 1.3	r 0.9
Brazil	223	1,510.2	r 293.9	r 318.5	r 367.9	r 342.0	r 352.1	2,172.8	r 401.5	r 759.7	r 578.8	r 445.8	r 353.5
Chile	228	541.0	r 203.8	r 170.0	r 175.1	r 200.2	r 239.8	352.8	r 103.0	r 109.5	r 85.9	r 78.2	r 121.3
Colombia	233	193.1	r 54.6	r 51.7	r 49.0	r 58.3	r 54.0	71.7	r 19.7	r 4.5	r 6.1	r 6.1	r 8.6
Costa Rica	238	160.7	r 36.4	r 23.8	r 27.7	r 21.3	r 32.5	23.1	r 4.5	r 5.8	r 7.6	r 8.2	r 8.2
Curacao	354	4.9	r 0.7	r 0.8	r 1.3	r 1.1	r 0.7	0.0	r 0.0	r 0.0	r 3.9	r 0.0	r 0.0
Dominica	321	5.9	r 0.6	r 0.5	r 0.7	r 0.5	r 1.0	0.0	r 0.0	r 0.0	r 0.1	r 0.0	r 0.0
Dominican Republic	243	81.7	r 14.3	r 17.2	r 16.0	r 16.3	r 18.4	20.7	r 6.0	r 6.9	r 6.1	r 7.5	r 8.1
Ecuador	248	117.0	r 41.0	r 49.3	r 68.1	r 66.7	r 64.2	1.3	r 0.2	r 0.3	r 10.0	r 0.3	r 2.9
El Salvador	253	55.0	r 11.4	r 9.6	r 9.7	r 10.8	r 9.8	1.6	r 0.5	r 0.9	r 1.6	r 3.2	r 6.2

Thailand (578)

In Millions of U.S. Dollars

		Exports (FOB)						Imports (CIF)					
		2016	2017Q1	2017Q2	2017Q3	2017Q4	2018Q1	2016	2017Q1	2017Q2	2017Q3	2017Q4	2018Q1
Falkland Islands	323	0.0	r 0.0	r 0.0	r 0.0	0.8	r 0.0	r 0.0	r 0.8	r 0.3
Greenland	326	0.0	r 0.0	r 0.0	r 0.0	r 0.0	4.0	r 2.8	r 1.9	r 2.1	r 1.7	r 1.1
Grenada	328	4.0	r 0.6	r 0.6	r 1.0	r 0.9	r 1.1	0.0	r 0.0	r 0.0	r 0.0	r 0.0	r 0.0
Guatemala	258	127.1	r 25.4	r 18.0	r 19.3	r 18.6	r 30.8	3.9	r 0.9	r 2.1	r 1.6	r 1.9	r 1.3
Guyana	336	6.6	r 1.1	r 1.7	r 2.3	r 1.9	r 2.5	0.1	r 0.0	r 0.2	r 0.7	r 0.6	r 0.1
Haiti	263	15.1	r 2.1	r 2.5	r 2.5	r 4.0	r 4.0	2.9	r 1.2	r 0.8	r 1.3	r 2.1	r 2.7
Honduras	268	83.0	r 15.3	r 11.0	r 15.6	r 18.4	r 15.1	2.9	r 1.1	r 3.8	r 10.0	r 13.2	r 9.5
Jamaica	343	60.5	r 12.5	r 13.8	r 19.9	r 18.0	r 18.8	1.3	r 0.8	r 0.2	r 1.3	r 1.3	r 1.3
Mexico	273	2,803.6	r 765.7	r 690.9	r 779.2	r 741.1	r 664.5	590.1	r 151.5	r 147.5	r 159.1	r 146.2	r 153.1
Nicaragua	278	113.5	r 6.7	r 7.2	r 7.8	r 6.5	r 8.3	2.0	r 0.7	r 0.4	r 1.6	r 2.2	r 2.3
Panama	283	249.3	r 45.8	r 38.3	r 42.2	r 45.6	r 49.2	46.8	r 29.2	r 4.4	r 16.1	r 23.1	r 5.0
Paraguay	288	23.0	r 9.6	r 7.3	r 10.3	r 12.8	r 12.2	55.2	r 20.1	r 3.7	r 4.3	r 4.0	r 3.1
Peru	293	380.3	r 92.7	r 85.0	r 93.1	r 82.5	r 79.3	69.0	r 41.3	r 22.3	r 33.3	r 24.0	r 33.6
Sint Maarten	352	r 0.1
St. Kitts and Nevis	361	r 0.1
St. Vincent & Grens.	364	1.0	r 0.1	r 0.1	r 0.2	r 0.2	r 0.3	2.0	r 0.8	r 0.8	r 0.3	r 0.0
Suriname	366	12.7	r 3.9	r 3.4	r 4.0	r 2.1	r 6.3	1.6	r 0.5	r 0.5	r 0.6	r 0.2	r 0.3
Trinidad and Tobago	369	100.8	r 15.8	r 21.9	r 28.9	r 32.8	r 28.7	4.3	r 1.9	r 1.2	r 1.3	r 4.0	r 76.4
Uruguay	298	33.7	r 5.4	r 7.3	r 9.2	r 8.9	r 6.0	43.5	r 10.1	r 7.9	r 7.4	r 7.1	r 8.3
Venezuela, Rep. Bol.	299	43.2	r 8.8	r 6.1	r 26.8	r 5.2	r 2.4	1.9	r 0.3	r 1.6	r 1.2	r 0.9	r 1.8
Western Hem. n.s.	399	25.6	r 5.7	r 6.1	r 9.2	r 7.2	r 6.6	0.7	r 0.5	r 0.2	r 1.9	r 0.8	r 0.5
Other Countries n.i.e	910	31.7	1.4	2.0	2.8	5.4	2.7	4.9	1.1	1.0	0.8	1.2	1.3
Cuba	928	5.4	r 1.2	r 1.6	r 2.3	r 4.8	r 2.1	2.6	r 1.0	r 0.8	r 0.6	r 1.1	r 1.2
Korea, Dem. People's Rep.	954	26.2	r 0.2	r 0.3	r 0.5	r 0.6	r 0.6	2.3	r 0.1	r 0.2	r 0.1	r 0.1	r 0.1
Countries & Areas n.s.	898	444.6	r 108.3	r 116.5	r 150.0	r 110.0	r 107.2	2,976.8	r 700.0	r 896.7	r 889.6	r 860.0	r 961.9
Memorandum Items													
Africa	605	5,243.2	1,336.5	1,458.2	1,616.4	1,628.9	1,631.4	1,875.2	535.4	636.0	777.3	706.9	797.0
Middle East	405	8,072.4	1,780.9	1,941.2	1,943.1	1,948.8	2,017.1	14,275.0	4,129.8	4,414.1	4,197.4	5,029.9	5,555.9
European Union	998	21,712.5	5,896.1	5,586.4	5,976.7	6,070.6	6,538.1	18,113.0	4,287.0	4,870.9	5,772.6	5,787.4	6,200.8
Export earnings: fuel	080	8,753.8	2,045.3	2,243.6	2,349.9	2,325.3	2,369.6	17,143.1	5,105.1	5,372.6	5,224.5	6,245.6	6,753.9
Export earnings: nonfuel	092	205,008.1	54,353.4	54,592.5	59,586.7	58,428.3	60,770.2	177,959.7	47,630.7	48,949.0	51,771.3	53,408.7	55,275.5

Timor-Leste, Dem. Rep. of (537)

In Millions of U.S. Dollars

		Exports (FOB)						Imports (CIF)					
		2016	2017Q1	2017Q2	2017Q3	2017Q4	2018Q1	2016	2017Q1	2017Q2	2017Q3	2017Q4	2018Q1
IFS World		43.6	6.1	6.2	6.4	6.4	367.0	75.0	89.4	86.2	100.2
World	001	38.6	6.4	6.5	6.6	6.5	5.8	348.8	66.1	82.8	79.6	92.3	57.7
Advanced Economies	110	19.6	4.4	4.7	4.5	4.4	3.8	105.4	18.7	26.4	33.3	30.4	20.2
Euro Area	163	6.4	2.6	2.8	1.9	1.3	1.7	22.0	7.4	6.1	6.9	6.0	4.5
Austria	122	0.0	r 0.0	r 0.0	r 0.0	r 0.0	r 0.0	r 0.0	r 0.9	r 0.0
Belgium	124	3.0	r 0.5	r 0.5	0.1	r 0.0	r 0.0	r 0.0	r 0.0	r 0.0
Cyprus	423	1.7	r 0.4	r 0.4	r 0.4	r 0.4	r 0.4	0.1	r 0.0	r 0.0
Finland	172	5.6	r 1.4	r 1.4	r 1.6	r 1.4	r 1.4
France	132	0.7	r 0.3	r 0.1	r 0.4	r 0.8	r 1.2
Germany	134	1.6	r 1.1	r 1.5	r 1.1	r 0.6	r 0.7	0.5	r 1.6	r 0.6	r 0.2	r 0.1	r 0.2
Greece	174	2.6	r 0.7	r 0.7	r 0.7	r 0.7	r 0.7
Italy	136	0.1	r 0.1	r 0.0	0.2	r 0.2	r 0.1	r 0.0	r 0.4	r 0.0
Netherlands	138	0.0	r 0.5	r 0.4	r 0.4	r 0.3	r 0.4	1.4	r 0.7	r 0.4	r 2.6	r 0.9	r 0.1
Portugal	182	0.1	r 0.0	r 0.0	r 0.0	r 0.0	r 0.0	10.8	r 2.6	r 2.1	r 1.4	r 1.7	r 0.9
Spain	184	0.0	0.1	r 0.0	r 0.0	r 0.0	r 0.0	r 0.0
Australia	193	2.7	r 0.4	r 0.6	r 1.3	r 0.6	r 0.4	13.5	r 1.6	r 4.3	r 4.9	r 4.8	r 2.5
China,P.R.: Hong Kong	532	0.1	r 0.0	r 0.0	r 0.0	r 0.0	r 0.0	10.8	r 2.7	r 2.7	r 2.7	r 2.7	r 2.7
Denmark	128	0.0	r 0.0	0.4	r 0.0	r 0.2	r 0.0	r 0.1	r 0.0
Israel	436	0.3	r 0.1	r 0.1	r 0.1	r 0.1	r 0.1
Japan	158	0.1	r 0.0	r 0.1	r 0.0	r 0.1	r 0.0	12.8	r 2.7	r 3.1	r 3.3	r 3.9	r 3.1
Korea, Republic of	542	0.0	r 0.0	r 0.0	r 0.0	r 0.0	r 0.0	5.1	r 0.7	r 1.0	r 1.3	r 0.8	r 0.3
New Zealand	196	0.1	r 0.0	r 0.0	r 0.1	r 0.0	r 0.1	1.4	r 0.3	r 0.9	r 1.0	r 0.9	r 0.6
Norway	142	0.0	0.1	r 0.0	r 0.0	r 0.1	r 0.0	r 0.0
Singapore	576	0.1	r 0.0	r 0.0	r 0.0	r 1.1	r 0.3	34.7	r 3.0	r 7.4	r 12.6	r 10.8	r 5.9
Sweden	144	r 0.0	r 0.0	r 0.0	1.3	r 0.0	r 0.1	r 0.1	r 0.0
Switzerland	146	0.3	r 0.0	r 0.2	r 0.0	r 0.2	r 0.1
United Kingdom	112	0.0	r 0.0	r 0.0	r 0.0	r 0.0	r 0.0	0.9	r 0.1	r 0.1	r 0.2	r 0.1	r 0.2
United States	111	10.1	r 1.2	r 1.2	r 1.2	r 1.2	r 1.2	1.8	r 0.0	r 0.0	r 0.0	r 0.0	r 0.0
Emerg. & Dev. Economies	200	19.0	2.0	1.9	2.1	2.1	2.0	243.4	47.4	56.4	46.3	61.8	37.5
Emerg. & Dev. Asia	505	11.1	0.5	0.3	0.5	0.6	0.4	233.9	44.8	52.7	41.9	57.3	33.6
Bangladesh	513	0.3	r 0.1	r 0.1	r 0.1	r 0.1	r 0.1
Brunei Darussalam	516	0.0	r 0.0	r 0.0	r 0.0	r 0.0	r 0.0	0.3	r 0.1	r 0.1	r 0.1	r 0.1	r 0.1
Cambodia	522	0.0	r 0.0	r 0.0	r 0.0	r 0.0	r 0.0	0.1	r 0.0	r 0.0	r 0.0	r 0.0	r 0.0
China,P.R.: Mainland	924	0.1	r 0.2	r 0.0	r 0.3	r 0.3	r 0.1	121.9	r 20.9	r 27.5	r 16.3	r 29.8	r 11.2
Fiji	819	0.1	r 0.0	r 0.0	r 0.0	r 0.0	r 0.0	0.4	r 0.1	r 0.1	r 0.1	r 0.1	r 0.1
Guam	829	0.4	r 0.1	r 0.1	r 0.1	r 0.1	r 0.1
India	534	0.0	r 0.0	r 0.0	r 0.0	2.0	r 0.7	r 0.3	r 1.0	r 1.0	r 0.6
Indonesia	536	10.2	r 0.1	r 0.1	r 0.1	r 0.1	r 0.1	0.5	r 0.0	r 0.2	r 0.1	r 0.2	r 0.1
Malaysia	548	0.0	50.6	r 10.4	r 10.4	r 10.4	r 10.4	r 10.4
Philippines	566	0.5	r 0.1	r 0.1	r 0.1	r 0.1	r 0.1	0.1	r 0.4	r 0.0	r 0.1	r 0.1	r 0.0
Thailand	578	0.0	7.2	r 1.8	r 1.8	r 1.8	r 1.8	r 1.8
Vietnam	582	28.4	r 5.8	r 6.9	r 6.7	r 7.8	r 5.2
Asia n.s.	598	21.6	r 4.4	r 5.3	r 5.1	r 5.9	r 4.0
Europe	170	0.1	0.0	0.1	0.0	0.0	0.1	0.2	0.0	0.0	0.0	0.2	0.0
Emerg. & Dev. Europe	903	0.0	0.0	0.0	0.0	0.0	0.0	0.2	0.0	0.0	0.0	0.2	0.0
Gibraltar	823	0.1	r 0.0	r 0.0	r 0.0	r 0.0	r 0.0
Hungary	944	e 0.0	e 0.0	e 0.2
CIS	901	0.1	0.0	0.1	0.0	0.0	0.0	0.0
Russian Federation	922	0.1	r 0.0	r 0.0	r 0.0	r 0.0	r 0.0
Mid East, N Africa, Pak	440	4.8	1.0	1.0	1.1	1.0	1.0	0.1	0.1	0.2	0.0	0.9	1.5
Lebanon	446	0.8	r 0.2	r 0.2	r 0.2	r 0.2	r 0.2
Libya	672	1.2	r 0.2	r 0.2	r 0.2	r 0.2	r 0.2
Mauritania	682	e 0.2
Pakistan	564	0.4	r 0.1	r 0.1	r 0.1	r 0.1	r 0.1	0.0	r 0.0	r 0.2	r 0.0	r 0.8	r 1.5
Saudi Arabia	456	e 0.0	e 0.0	e 0.0	e 0.0	e 0.0	0.0	r 0.1	r 0.0	r 0.0	r 0.1	r 0.0
Sudan	732	2.2	r 0.6	r 0.6	r 0.6	r 0.6	r 0.6
United Arab Emirates	466	0.1	r 0.0	r 0.0	r 0.0	r 0.0	r 0.0
Sub-Saharan Africa	603	2.8	0.4	0.5	0.5	0.5	0.5	1.5	0.3	0.4	0.3	0.4	0.4
Kenya	664	0.2	r 0.0	r 0.0	r 0.0	r 0.0	r 0.0	0.0	r 0.0	r 0.0	r 0.0	r 0.0	r 0.0
Liberia	668	2.2	r 0.3	r 0.3	r 0.3	r 0.3	r 0.3

Timor-Leste, Dem. Rep. of (537)

In Millions of U.S. Dollars

		Exports (FOB)						Imports (CIF)					
		2016	2017Q1	2017Q2	2017Q3	2017Q4	2018Q1	2016	2017Q1	2017Q2	2017Q3	2017Q4	2018Q1
Mali	678	0.1	r 0.0	r 0.0	r 0.0	r 0.0	r 0.0
South Africa	199	0.0	r 0.0	r 0.0	r 0.0	r 0.0	1.4	r 0.3	r 0.3	r 0.3	r 0.4	r 0.4
Uganda	746	0.3	r 0.1	r 0.1	r 0.1	r 0.1	r 0.1
Western Hemisphere	205	0.1	0.0	0.0	0.0	0.0	0.0	7.6	2.0	3.1	4.0	3.0	2.0
Brazil	223	0.0	r 0.0	r 0.0	r 0.0	7.5	r 2.0	r 3.1	r 3.9	r 3.0	r 2.0
Chile	228	0.1	r 0.0	r 0.0	r 0.0	r 0.0	r 0.0
Colombia	233	r 0.0	0.1
Mexico	273	e 0.1	e 0.0	e 0.0	e 0.0
Memorandum Items													
Africa	605	5.2	1.0	1.0	1.0	1.0	1.0	1.5	0.3	0.4	0.3	0.4	0.4
Middle East	405	2.0	0.4	0.4	0.4	0.4	0.4	0.1	0.1	0.0	0.0	0.1	0.0
European Union	998	6.5	2.7	2.8	1.9	1.4	1.7	24.6	7.6	6.6	7.2	6.3	4.8
Export earnings: fuel	080	1.3	0.2	0.2	0.2	0.2	0.2	0.5	0.2	0.1	0.1	0.2	0.1
Export earnings: nonfuel	092	37.4	6.2	6.3	6.4	6.3	5.6	348.3	65.9	82.7	79.4	92.1	57.6

Togo (742)

In Millions of U.S. Dollars

		Exports (FOB)						Imports (CIF)					
		2016	2017Q1	2017Q2	2017Q3	2017Q4	2018Q1	2016	2017Q1	2017Q2	2017Q3	2017Q4	2018Q1
IFS World	
World	001	849.6	219.4	236.9	193.4	217.2	704.7	1,858.1	333.5	378.5	417.3	506.0	597.2
Advanced Economies	110	103.8	28.9	34.5	27.4	24.4	102.2	710.9	135.1	153.9	159.7	185.2	207.6
Euro Area	163	60.9	17.0	20.8	16.0	16.5	50.9	487.8	87.3	105.8	105.5	113.2	111.5
Austria	122	13.1	r 0.7	r 0.6	r 0.5	r 1.7	r 0.7
Belgium	124	9.8	r 2.3	r 1.0	r 1.4	r 2.0	r 7.1	62.9	r 8.6	r 5.4	r 5.9	r 8.2	r 5.8
Cyprus	423	0.1	r 0.1	0.0	r 0.0
Estonia	939	0.1	r 0.2	r 0.0	r 2.2	r 0.0
Finland	172	0.0	3.3	r 0.2	r 1.1	r 0.3	r 0.7	r 0.0
France	132	29.2	r 9.3	r 12.6	r 13.0	r 8.8	r 11.8	153.3	r 37.3	r 53.6	r 41.9	r 44.9	r 46.6
Germany	134	1.8	r 0.2	r 0.2	r 0.2	r 0.4	r 1.8	66.8	r 9.3	r 14.3	r 15.9	r 11.6	r 9.2
Greece	174	1.3	r 0.1	r 0.3	r 0.1	r 0.0	r 0.0	8.3	r 1.1	r 0.9	r 0.2	r 0.1	r 0.2
Ireland	178	r 0.0	14.9	r 1.5	r 3.3	r 4.1	r 2.9	r 0.3
Italy	136	4.4	r 1.2	r 2.5	r 0.3	r 0.7	r 0.5	22.3	r 5.0	r 5.1	r 6.5	r 3.3	r 3.8
Latvia	941	r 0.0	24.6	r 0.8	r 1.0	r 0.2	r 0.1	r 0.1
Lithuania	946	1.6	r 0.1	r 0.2	r 0.1	r 0.2	r 0.2
Luxembourg	137	0.1	r 0.1	r 0.1	r 0.0	r 0.0	r 0.0
Malta	181	0.1	r 0.0	0.0	r 0.0
Netherlands	138	6.9	r 1.5	r 1.6	r 0.6	r 3.7	r 24.7	75.8	r 11.2	r 12.6	r 19.9	r 26.6	r 22.3
Portugal	182	2.7	r 0.9	r 0.7	r 0.0	r 0.0	4.0	r 0.5	r 0.3	r 0.7	r 0.6	r 0.7
Slovak Republic	936	0.7	r 0.1	r 0.1	r 0.2	r 0.2	r 0.1
Slovenia	961	0.0	r 0.0	r 0.0	r 0.0	r 0.1
Spain	184	4.5	r 1.4	r 2.0	r 0.3	r 0.8	r 5.0	36.0	r 10.6	r 7.3	r 6.8	r 12.1	r 21.3
Australia	193	6.3	r 4.5	r 11.5	r 3.8	r 3.9	r 32.4	0.7	r 0.2	r 0.1	r 0.4	r 0.1	r 0.2
Canada	156	18.3	r 5.2	r 0.0	r 4.6	r 0.1	r 0.2	15.2	r 1.3	r 1.7	r 3.8	r 2.8	r 4.6
China,P.R.: Hong Kong	532	0.8	r 0.2	r 0.1	r 0.0	r 0.0	r 0.0	3.5	r 0.2	r 0.5	r 0.5	r 0.4	r 0.3
Czech Republic	935	1.5	r 0.4	r 0.4	r 0.2	r 0.3	r 0.1
Denmark	128	0.2	r 0.0	r 0.0	5.2	r 1.8	r 1.6	r 1.1	r 3.4	r 6.1
Iceland	176	0.0	r 0.0	r 0.1	r 0.0
Israel	436	0.2	1.9	r 0.4	r 0.7	r 0.4	r 0.5	r 0.7
Japan	158	0.0	r 0.0	r 0.0	r 0.0	r 0.3	r 2.7	79.6	r 24.6	r 18.3	r 19.3	r 21.2	r 27.8
Korea, Republic of	542	5.9	r 0.1	r 0.0	r 0.1	r 0.1	r 0.3	18.3	r 3.6	r 3.1	r 10.3	r 13.0	r 18.7
New Zealand	196	r 0.1	0.1	r 0.1	r 0.1	r 0.1	r 0.0	r 0.0
Norway	142	0.0	r 0.0	r 0.0	0.4	r 0.0	r 0.1	r 0.1	r 0.1	r 0.2
Singapore	576	2.3	r 0.1	r 0.2	r 1.3	r 10.7	3.2	r 1.5	r 2.3	r 0.5	r 3.3	r 0.5
Sweden	144	0.0	r 0.0	6.3	r 0.5	r 0.4	r 1.3	r 0.4	r 0.3
Switzerland	146	1.8	r 0.3	r 0.2	r 0.3	r 0.5	r 1.9	22.9	r 0.5	r 2.2	r 0.8	r 4.9	r 14.4
Taiwan Prov.of China	528	0.5	r 0.3	r 0.1	r 0.0	r 0.0	3.7	r 0.9	r 0.8	r 1.4	r 3.3	r 0.6
United Kingdom	112	1.9	r 0.1	r 0.1	r 0.2	r 0.2	r 0.5	18.9	r 2.4	r 2.5	r 3.0	r 2.7	r 2.2
United States	111	4.8	r 1.1	r 1.4	r 2.3	r 1.6	r 2.6	41.7	r 9.4	r 13.2	r 11.2	r 15.5	r 19.4
Emerg. & Dev. Economies	200	745.8	190.5	202.4	166.0	192.8	602.5	1,146.5	198.1	224.3	256.8	320.5	389.3
Emerg. & Dev. Asia	505	102.1	22.1	37.0	13.0	23.9	44.8	654.6	94.4	100.9	130.7	176.8	228.4
Bangladesh	513	8.2	r 7.3	r 6.0	r 0.6	r 0.3	r 2.8	1.7	r 0.1	r 0.2	r 0.0	r 0.0	r 0.0
China,P.R.: Mainland	924	9.2	r 2.7	r 9.9	r 1.6	r 0.4	r 2.3	528.0	r 71.1	r 70.9	r 90.4	r 109.0	r 132.0
India	534	55.2	r 7.2	r 13.1	r 5.7	r 20.2	r 34.0	63.7	r 10.7	r 11.1	r 12.2	r 30.4	r 55.0
Indonesia	536	6.8	r 2.1	r 3.8	r 3.3	r 0.6	r 0.4	17.1	r 4.4	r 7.6	r 9.1	r 13.7	r 13.8
Lao People's Dem.Rep	544	r 0.0	r 0.1
Malaysia	548	16.9	r 2.0	r 1.7	r 1.2	r 1.9	r 4.5	22.6	r 3.6	r 4.8	r 12.2	r 9.7	r 3.4
Myanmar	518	r 0.3	r 0.2	r 0.2
Philippines	566	0.5	r 0.1	r 0.0	r 0.0	r 0.1	r 0.2
Sri Lanka	524	r 0.0	0.1	r 0.0	r 0.0	r 0.0	r 0.0
Thailand	578	0.7	r 0.2	r 0.1	18.1	r 4.0	r 5.5	r 5.6	r 7.0	r 6.4
Vietnam	582	5.1	r 0.8	r 2.3	r 0.3	r 0.4	r 0.8	2.6	r 0.4	r 0.5	r 1.0	r 6.5	r 17.3
Europe	170	3.6	0.3	3.7	0.4	0.5	1.2	117.2	11.2	22.8	18.4	18.4	17.5
Emerg. & Dev. Europe	903	3.4	0.2	3.5	0.1	0.0	0.0	59.2	10.8	7.9	11.4	13.4	15.2
Bulgaria	918	0.0	0.2	r 0.0	r 0.0	r 0.0	r 0.1	r 0.1
Croatia	960	0.0	r 0.2	r 0.0	r 0.0	r 0.0
Hungary	944	2.6	r 0.1	r 0.2	r 0.2	r 0.2	r 0.0
Poland	964	3.4	25.1	r 5.3	r 2.6	r 2.7	r 2.0	r 1.7
Romania	968	r 0.0	3.7	r 0.1	r 0.1	r 1.1	r 0.2	r 0.3

Togo (742)

In Millions of U.S. Dollars

		Exports (FOB)						Imports (CIF)					
		2016	2017Q1	2017Q2	2017Q3	2017Q4	2018Q1	2016	2017Q1	2017Q2	2017Q3	2017Q4	2018Q1
Turkey	186	0.0	r 0.2	r 3.5	r 0.1	r 0.0	r 0.0	27.7	r 5.0	r 5.0	r 7.4	r 10.8	r 13.1
CIS	901	0.2	0.1	0.2	0.4	0.5	1.2	57.9	0.5	14.9	6.9	5.0	2.3
Belarus	913	r 0.9
Russian Federation	922	0.0	r 0.1	r 0.0	r 0.4	r 0.4	r 1.2	35.2	r 0.1	r 8.4	r 4.7	r 3.2	r 0.4
Ukraine	926	0.1	r 0.0	r 0.1	r 0.1	22.7	r 0.4	r 6.4	r 2.2	r 0.9	r 1.9
Mid East, N Africa, Pak	440	35.7	16.5	18.8	11.6	8.7	32.4	128.6	22.3	26.7	28.6	47.9	66.1
Algeria	612	r 0.1	r 0.0	r 0.0	0.1	r 0.0	r 0.0	r 0.0	r 0.0
Bahrain, Kingdom of	419	0.5	r 0.1	r 0.1	r 0.1
Djibouti	611	0.0	r 0.1	r 0.2
Egypt	469	0.0	r 0.2	r 0.0	r 0.0	r 0.0	5.1	r 1.2	r 1.7	r 4.9	r 4.0	r 9.1
Iran, I.R. of	429	0.1	r 0.0	r 0.0	r 0.3	r 0.2	r 0.0
Kuwait	443	2.0	r 1.0	r 0.5	r 0.1	r 1.1	r 1.1
Lebanon	446	7.7	r 2.3	r 2.1	r 2.0	r 2.4	r 8.4	3.9	r 0.6	r 0.8	r 0.5	r 0.6	r 0.8
Mauritania	682	0.1	r 0.0	r 0.1	r 0.0	13.3	r 2.9	r 4.3	r 3.2	r 4.4	r 6.2
Morocco	686	5.6	r 0.3	r 1.2	r 0.7	22.5	r 2.5	r 2.0	r 2.9	r 4.3	r 6.8
Oman	449	r 0.0	0.2	r 0.0	r 0.1	r 0.1	r 0.3	r 0.6
Pakistan	564	4.4	r 6.6	r 5.3	r 2.0	r 0.9	r 7.7	2.9	r 1.0	r 2.5	r 0.3	r 0.5	r 1.0
Qatar	453	r 0.0	11.5	r 1.1	r 1.4	r 2.8	r 3.0	r 2.5
Saudi Arabia	456	r 0.6	r 0.8	r 0.8	48.4	r 6.9	r 8.7	r 9.5	r 26.7	r 35.7
Somalia	726	0.0	r 0.1	r 0.2
Sudan	732	0.2	r 0.0	0.0
Tunisia	744	0.2	r 0.1	r 0.2	r 0.2	r 0.0	r 0.1	3.1	r 0.9	r 0.6	r 0.4	r 0.5	r 0.7
United Arab Emirates	466	17.6	r 6.2	r 9.1	r 5.9	r 5.2	r 15.9	14.7	r 3.9	r 3.9	r 3.3	r 2.4	r 1.7
Sub-Saharan Africa	603	604.3	151.7	142.7	140.9	159.7	523.8	207.5	62.1	52.9	65.2	59.9	46.8
Angola	614	0.1	r 0.0	r 0.0	r 0.0	r 0.2	r 1.2	0.3	r 0.2	r 0.4
Benin	638	125.8	r 24.2	r 27.3	r 30.7	r 25.6	r 65.7	14.1	r 1.2	r 1.9	r 2.5	r 4.2	r 2.8
Burkina Faso	748	130.1	r 33.1	r 33.9	r 31.7	r 35.9	r 127.0	4.4	r 2.0	r 0.6	r 2.0	r 2.8	r 0.9
Cameroon	622	2.3	r 0.5	r 0.6	r 0.8	r 0.7	r 0.9	1.0	r 1.7	r 0.2	r 0.0	r 0.0
Central African Rep.	626	0.3	r 0.1	r 0.2	r 0.1	r 0.1	r 0.9
Chad	628	1.0	r 0.2	r 0.3	r 0.0	r 1.0	r 2.2	0.0
Congo, Dem. Rep. of	636	2.9	r 3.0	r 0.1	r 0.2	r 0.2	r 0.0	0.6	r 0.0	r 0.0	r 0.0
Congo, Republic of	634	8.5	r 0.7	r 0.8	r 0.7	r 0.9	r 1.2	0.1	r 0.0
Côte d'Ivoire	662	62.8	r 17.0	r 18.8	r 14.3	r 16.3	r 45.0	46.8	r 9.3	r 6.8	r 7.2	r 6.3	r 7.2
Equatorial Guinea	642	0.7	r 0.3	r 0.1	r 0.2	r 0.3	r 0.4	1.3	r 0.0
Gabon	646	8.9	r 1.4	r 2.0	r 2.5	r 0.9	r 1.4	0.2	r 0.0	r 0.4	r 0.0	r 0.1
Gambia, The	648	0.5	r 0.1	r 0.2	r 0.2	r 0.2	r 1.2	0.0	r 0.1	r 0.0	r 0.0
Ghana	652	70.2	r 17.4	r 9.8	r 15.1	r 15.3	r 63.5	61.0	r 13.9	r 17.7	r 18.4	r 17.0	r 14.4
Guinea	656	5.9	r 1.3	r 2.2	r 0.8	r 1.7	r 4.3	0.0	r 0.0
Guinea-Bissau	654	0.7	r 0.0	r 0.0	r 0.0	r 0.2	10.6	r 3.0	r 1.6	r 0.9	r 2.1
Kenya	664	0.0	r 0.0	r 0.0	r 0.0	0.3	r 0.0	r 0.0	r 0.1	r 0.0	r 0.0
Liberia	668	0.9	r 0.4	r 0.5	r 0.7	r 0.8	r 2.0	0.4	r 0.0
Madagascar	674	0.0	r 0.0	r 0.0	r 0.1	0.0	r 0.0
Malawi	676	0.1
Mali	678	55.6	r 11.0	r 12.9	r 11.1	r 12.3	r 40.7	0.2	r 0.1	r 0.2	r 0.1	r 0.2	r 0.1
Mozambique	688	0.0	r 0.0	r 0.0	r 0.0	2.8	r 4.6	r 4.4	r 0.0
Niger	692	75.7	r 14.9	r 20.4	r 17.5	r 24.3	r 60.4	0.0	r 0.1	r 0.0	r 0.0
Nigeria	694	39.5	r 15.4	r 11.1	r 12.3	r 20.1	r 98.3	30.0	r 11.3	r 9.1	r 14.5	r 13.8	r 14.7
São Tomé & Príncipe	716	0.4	r 0.0	r 0.0	r 0.0
Senegal	722	8.8	r 10.0	r 1.2	r 0.4	r 1.8	r 6.5	15.0	r 4.2	r 4.0	r 2.7	r 2.7	r 2.4
Sierra Leone	724	0.7	r 0.1	r 0.1	r 0.4	r 0.2	r 0.5	r 0.2
South Africa	199	0.5	r 0.0	r 0.1	r 0.1	r 0.0	r 0.3	18.3	r 10.4	r 5.6	r 16.3	r 10.6	r 4.2
Swaziland	734	0.1	r 0.1	0.0	r 0.0	r 0.0	r 0.0
Tanzania	738	0.0	r 0.0	r 1.1	r 0.4	0.0	r 0.0	r 0.0	r 0.0
Uganda	746	1.1	r 0.2	r 0.3	r 0.2	r 0.0	0.0	r 0.0	r 0.0	r 0.0
Zambia	754	0.0	r 0.2	r 0.0	r 0.1
Western Hemisphere	205	0.0	0.0	0.2	0.1	0.0	0.2	38.6	8.2	21.0	13.9	17.5	30.5
Argentina	213	2.2	r 0.1	r 0.0	r 0.4	r 0.1
Barbados	316	4.8	r 13.1	r 5.0	r 7.9	r 20.5
Brazil	223	r 0.0	18.0	r 7.2	r 5.9	r 8.2	r 8.0	r 8.0
Chile	228	0.1	r 0.0	r 0.0	r 0.2

Togo (742)

In Millions of U.S. Dollars

		Exports (FOB)						Imports (CIF)					
		2016	2017Q1	2017Q2	2017Q3	2017Q4	2018Q1	2016	2017Q1	2017Q2	2017Q3	2017Q4	2018Q1
Colombia	233	4.2	r 0.0	r 0.0	r 0.0
Costa Rica	238	r 0.0	r 0.0	0.1	r 0.0
Guatemala	258	3.4	r 0.4	r 0.8	r 0.3	r 0.2	r 0.0
Haiti	263	r 0.0	r 0.0	r 0.2
Mexico	273	2.9	r 0.4	r 1.0	r 0.0	r 1.0	r 1.7
Netherlands Antilles	353	r 0.1	r 0.0	r 0.0
Nicaragua	278	0.4	r 0.0
Panama	283	0.0	r 0.2	r 0.0	0.0	r 0.0	r 0.0
Paraguay	288	0.0	r 0.0	r 0.0	r 0.1
Peru	293	0.0	r 0.0	r 0.1	r 0.2
Uruguay	298	0.0	0.1	r 0.1	r 0.0	r 0.0	r 0.0
Venezuela, Rep. Bol.	299	2.3
Other Countries n.i.e	910	0.7	0.3	0.3	0.8	0.4	0.4
Cuba	928	0.2	r 0.0	r 0.0
Korea, Dem. People's Rep.	954	0.5	r 0.3	r 0.3	r 0.8	r 0.4	r 0.4
Memorandum Items													
Africa	605	610.3	152.3	144.1	141.7	159.9	524.1	246.6	68.5	59.7	71.9	69.2	60.4
Middle East	405	25.3	9.2	12.1	8.7	7.6	24.4	86.6	14.9	17.3	21.6	38.2	51.5
European Union	998	66.3	17.1	20.9	16.2	16.7	51.4	551.2	98.1	113.6	115.1	122.6	122.3
Export earnings: fuel	080	76.4	25.1	24.2	22.7	29.0	121.8	151.2	24.6	32.9	35.9	50.6	56.6
Export earnings: nonfuel	092	773.1	194.4	212.7	170.7	188.2	582.9	1,706.9	309.0	345.5	381.5	455.4	540.6

Tonga (866)

In Millions of U.S. Dollars

		Exports (FOB)						Imports (CIF)					
		2016	2017Q1	2017Q2	2017Q3	2017Q4	2018Q1	2016	2017Q1	2017Q2	2017Q3	2017Q4	2018Q1
IFS World	
World	001	21.1	5.9	4.7	4.7	7.1	5.1	194.6	34.0	44.0	49.2	43.5	36.5
Advanced Economies	110	18.6	5.2	4.3	4.2	6.4	4.5	150.2	25.8	36.2	39.1	35.2	29.8
Euro Area	163	0.3	0.0	0.1	0.1	0.0	1.1	7.4	0.1	0.1	0.1	0.8	0.1
Belgium	124	0.1	r 0.0	r 0.0	r 0.0	r 0.0	r 0.0
France	132	0.0	r 0.0	r 0.0	0.0	r 0.0	r 0.0	r 0.0	r 0.7	r 0.0
Germany	134	0.0	r 0.0	r 0.0	r 0.0	0.5	r 0.0	r 0.0	r 0.1	r 0.0	r 0.1
Greece	174	r 0.4
Italy	136	0.2	r 0.0	r 0.1	r 0.1	r 0.7	0.1	r 0.0	r 0.0	r 0.0	r 0.0
Netherlands	138	0.0	r 0.0	r 0.0	r 0.0	6.7	r 0.0	r 0.0	r 0.0	r 0.0	r 0.0
Australia	193	2.3	r 0.7	r 0.6	r 0.7	r 0.5	r 0.6	16.0	r 4.1	r 3.8	r 4.4	r 4.2	r 6.5
Canada	156	0.0	r 0.0	r 0.0	r 0.0	r 0.0	r 0.0	0.2	r 0.0	r 0.0	r 0.0	r 0.4	r 0.0
China,P.R.: Hong Kong	532	5.8	r 1.5	r 1.5	r 1.4	r 1.4	r 1.4	1.0	r 0.1	r 0.0	r 0.1	r 0.1	r 0.1
Japan	158	3.4	r 1.7	r 0.4	r 0.0	r 0.9	r 0.5	9.0	r 2.5	r 4.3	r 2.3	r 1.8	r 1.5
Korea, Republic of	542	0.5	r 0.0	r 0.0	r 0.0	r 0.7	r 0.0	1.0	r 0.0	r 0.1	r 0.1	r 0.1	r 0.1
New Zealand	196	3.1	r 0.4	r 0.9	r 1.1	r 2.1	r 0.3	74.3	r 9.8	r 16.7	r 20.1	r 17.1	r 11.4
Norway	142	0.0	r 0.0	r 0.0	r 0.0	r 0.0	r 0.0	0.1	r 0.0	r 0.0	r 0.0	r 0.0	r 0.0
Singapore	576	0.0	r 0.0	r 0.0	r 0.0	19.6	r 3.7	r 4.1	r 4.8	r 4.1	r 4.6
Switzerland	146	0.0	r 0.0	r 0.0	r 0.0	r 0.0	r 0.0	0.1	r 0.0
Taiwan Prov.of China	528	e 3.9	e 1.4	e 1.5	e 1.7	e 1.8	e 1.6
United Kingdom	112	0.1	r 0.0	r 0.0	r 0.0	r 0.0	r 0.0	0.8	r 0.1	r 1.1	r 0.1	r 0.2	r 0.1
United States	111	3.1	r 0.8	r 0.9	r 0.8	r 0.8	r 0.5	16.8	r 3.9	r 4.4	r 5.3	r 4.6	r 3.7
Emerg. & Dev. Economies	200	2.5	0.7	0.4	0.5	0.7	0.6	44.2	8.1	7.9	10.1	8.3	6.7
Emerg. & Dev. Asia	505	2.4	0.7	0.4	0.5	0.6	0.6	41.8	7.5	7.4	9.3	7.7	6.2
American Samoa	859	0.3	r 0.1	r 0.0	r 0.0	r 0.1	r 0.1	0.0	r 0.0	r 0.0	r 0.0	r 0.0	r 0.0
Bangladesh	513	0.1	r 0.0	r 0.0	r 0.0	r 0.0	r 0.0
China,P.R.: Mainland	924	0.0	r 0.0	r 0.1	r 0.0	r 0.0	17.6	r 3.5	r 3.2	r 4.6	r 3.4	r 2.6
Fiji	819	0.3	r 0.1	r 0.1	r 0.1	r 0.1	r 0.1	12.4	r 1.7	r 1.8	r 2.0	r 2.0	r 1.6
India	534	0.0	0.5	r 0.3	r 0.1	r 0.1	r 0.2	r 0.2
Indonesia	536	r 0.0	3.4	r 0.6	r 0.8	r 1.1	r 1.1	r 0.7
Malaysia	548	0.0	1.3
Papua New Guinea	853	0.0	r 0.0	r 0.0	r 0.0	r 0.0	r 0.0	0.1	r 0.0	r 0.0	r 0.0	r 0.0	r 0.0
Philippines	566	0.5	r 0.1	r 0.1	r 0.1	r 0.1	r 0.1	1.6	r 0.1	r 0.2	r 0.2	r 0.1	r 0.0
Samoa	862	0.8	r 0.2	r 0.1	r 0.1	r 0.2	r 0.2	0.0	r 0.0	r 0.0	r 0.0	r 0.0	r 0.0
Thailand	578	0.0	r 0.1	3.1	r 1.1	r 1.0	r 0.9	r 0.6	r 0.8
Vanuatu	846	0.3	r 0.1	r 0.0	r 0.0	r 0.1	r 0.1	0.2	r 0.0	r 0.0	r 0.0	r 0.0	r 0.0
Vietnam	582	0.2	r 0.0	r 0.0	r 0.0	r 0.0	r 0.0	0.4	r 0.1	r 0.1	r 0.1	r 0.1	r 0.1
Asia n.s.	598	1.3	r 0.2	r 0.2	r 0.2	r 0.2	r 0.2
Europe	170	0.0	0.0	0.0	0.0	0.0	0.0	0.3	0.1	0.0	0.1	0.0	0.1
Emerg. & Dev. Europe	903	0.0	0.0	0.0	0.0	0.0	0.0	0.2	0.1	0.0	0.1	0.0	0.1
Turkey	186	0.2	r 0.1	r 0.1	r 0.0	r 0.1
Mid East, N Africa, Pak	440	0.0	0.0	0.0	0.0	0.0	0.0	0.2	0.1	0.1	0.1	0.1	0.0
Oman	449	0.0	r 0.1	r 0.0	r 0.0	r 0.0	r 0.0
Saudi Arabia	456	0.0	r 0.0	r 0.0	r 0.0	0.0	r 0.0	r 0.0	r 0.0	r 0.1	r 0.0
United Arab Emirates	466	0.1	r 0.0	r 0.0	r 0.0	r 0.0	r 0.0
Sub-Saharan Africa	603	0.0	0.0	0.0	0.0	0.0	0.0	0.2	0.1	0.0	0.0	0.0	0.0
Mali	678	0.1	r 0.0	r 0.0	r 0.0	r 0.0	r 0.0
South Africa	199	0.1	r 0.1	r 0.0	r 0.0	r 0.0
Western Hemisphere	205	0.0	0.0	0.0	0.0	0.0	0.0	1.6	0.3	0.3	0.5	0.4	0.4
Brazil	223	r 0.0	0.6	r 0.1	r 0.2	r 0.3	r 0.2	r 0.1
Chile	228	e 0.0	0.6	r 0.1	r 0.1	r 0.1	r 0.1	r 0.2
Colombia	233	0.1	r 0.0	r 0.0	r 0.0	r 0.1	r 0.0
Mexico	273	e 0.0	e 0.0	e 0.0	e 0.0	e 0.0	e 0.0	0.1	r 0.0	r 0.0	r 0.1	r 0.0	r 0.0
Uruguay	298	e 0.0	e 0.0	0.2	r 0.0	r 0.0	r 0.0	r 0.0	r 0.0
Other Countries n.i.e	910	0.1	0.0	0.0	0.0	0.0	0.0	0.0	0.0	0.0	0.0	0.0	0.0
Korea, Dem. People's Rep.	954	0.1	r 0.0	r 0.0	r 0.0	r 0.0	r 0.0	0.0	r 0.0	r 0.0	r 0.0	r 0.0	r 0.0
Countries & Areas n.s.	898	0.2	r 0.0	r 0.0	r 0.0	r 0.0	r 0.0
Memorandum Items													
Africa	605	0.0	0.0	0.0	0.0	0.0	0.0	0.2	0.1	0.1	0.0	0.0	0.0
Middle East	405	0.0	0.0	0.0	0.0	0.0	0.0	0.2	0.1	0.0	0.0	0.1	0.0

Tonga (866)

In Millions of U.S. Dollars

		Exports (FOB)						Imports (CIF)					
		2016	2017Q1	2017Q2	2017Q3	2017Q4	2018Q1	2016	2017Q1	2017Q2	2017Q3	2017Q4	2018Q1
European Union	998	0.3	0.1	0.1	0.1	0.0	1.1	8.2	0.2	1.2	0.2	1.0	0.3
Export earnings: fuel	080	0.1	0.0	0.0	0.0	0.0	0.0	0.3	0.1	0.1	0.1	0.2	0.1
Export earnings: nonfuel	092	21.0	5.9	4.7	4.7	7.1	5.1	194.3	33.8	44.0	49.1	43.3	36.4

Trinidad and Tobago (369)

In Millions of U.S. Dollars

		Exports (FOB)						Imports (CIF)					
		2016	2017Q1	2017Q2	2017Q3	2017Q4	2018Q1	2016	2017Q1	2017Q2	2017Q3	2017Q4	2018Q1
IFS World		7,640.1	2,388.1	1,977.7	2,456.0	8,026.9	2,073.1	1,702.2	1,327.0
World	001	8,094.6	2,461.5	2,576.4	2,439.8	2,460.8	3,099.1	8,679.6	2,063.1	1,870.1	2,122.2	2,625.1	2,347.0
Advanced Economies	110	4,169.5	1,428.1	1,456.2	1,224.9	1,315.9	1,702.7	4,358.0	863.4	879.1	968.6	968.7	910.0
Euro Area	163	609.3	200.1	244.1	251.7	267.9	256.6	605.8	107.1	101.1	139.5	118.1	140.4
Austria	122	0.6	r 0.1	r 0.0	r 0.0	r 0.0	r 0.5	7.5	r 0.6	r 1.1	r 6.1	r 1.4	r 1.5
Belgium	124	91.7	r 32.9	r 37.7	r 36.1	r 28.4	r 68.8	46.5	r 11.8	r 12.7	r 14.0	r 12.6	r 20.9
Cyprus	423	10.1	r 2.5	r 2.5	r 2.5	r 2.5	r 2.5	0.1	r 0.2	r 0.0	r 0.0	r 0.1	r 0.2
Finland	172	0.1	r 0.0	r 0.0	r 0.0	r 0.0	1.4	r 0.3	r 0.2	r 0.5	r 1.2	r 0.4
France	132	221.3	r 59.1	r 87.2	r 67.2	r 83.3	r 77.6	44.6	r 18.1	r 5.8	r 7.0	r 8.6	r 7.7
Germany	134	20.5	r 7.3	r 5.5	r 8.0	r 10.1	r 2.8	220.2	r 28.7	r 29.7	r 48.7	r 34.3	r 35.8
Greece	174	4.8	r 0.0	r 1.0	r 2.1	r 0.1	r 0.0	1.0	r 0.3	r 5.2	r 0.4	r 0.3	r 0.2
Ireland	178	5.5	r 1.7	r 1.2	r 1.6	r 1.7	r 1.9	25.3	r 6.8	r 6.1	r 5.8	r 4.6	r 5.0
Italy	136	19.6	r 3.0	r 21.4	r 40.5	r 30.4	r 5.3	132.5	r 22.5	r 20.2	r 33.9	r 25.2	r 43.9
Latvia	941	0.0	r 0.0	0.1	r 0.0	r 0.0	r 0.0	r 0.0	r 0.0
Lithuania	946	0.0	r 0.0	r 15.6	r 0.0	r 0.0	r 0.0	0.3	r 0.2	r 0.4	r 0.4	r 0.2	r 0.6
Luxembourg	137	r 0.0	r 0.0	r 0.0	r 0.0	0.4	r 0.2	r 0.1	r 0.1	r 0.5	r 0.5
Malta	181	0.1	r 0.0	r 22.8	r 0.1	0.3	r 0.1	r 0.1	r 0.1	r 0.1	r 0.1
Netherlands	138	118.0	r 40.6	r 45.1	r 41.7	r 41.1	r 49.1	76.5	r 10.5	r 9.6	r 11.0	r 14.7	r 14.2
Portugal	182	20.4	r 8.5	r 9.0	r 8.4	r 6.3	r 10.2	1.6	r 0.5	r 0.6	r 0.5	r 0.5	r 0.4
Slovak Republic	936	0.0	4.4	r 0.2	r 1.2	r 1.1	r 0.8	r 0.4
Slovenia	961	0.7	r 0.4	r 0.6	r 0.6	r 0.8	r 0.1
Spain	184	96.6	r 44.2	r 18.0	r 20.8	r 64.0	r 37.9	42.2	r 5.9	r 7.5	r 9.3	r 12.2	r 8.4
Australia	193	4.0	r 0.3	r 1.0	r 1.1	r 2.1	r 2.0	17.5	r 3.8	r 6.7	r 11.3	r 6.3	r 3.9
Canada	156	61.3	r 22.4	r 13.8	r 11.6	r 19.2	r 58.6	143.0	r 47.6	r 51.0	r 53.9	r 41.8	r 42.3
China,P.R.: Hong Kong	532	12.9	r 1.0	r 0.7	r 0.7	r 0.8	r 0.9	9.8	r 2.2	r 2.4	r 2.4	r 3.6	r 0.8
Czech Republic	935	0.0	r 0.0	2.3	r 0.4	r 0.4	r 1.6	r 0.1	r 0.3
Denmark	128	0.2	r 0.0	r 0.0	r 0.3	r 0.0	r 0.0	11.3	r 2.9	r 3.5	r 3.5	r 4.2	r 5.0
Israel	436	r 0.1	8.1	r 1.4	r 2.4	r 0.3	r 1.3	r 0.8
Japan	158	25.3	r 10.0	r 6.5	r 6.1	r 13.8	r 26.8	186.0	r 48.5	r 54.5	r 84.9	r 58.7	r 35.1
Korea, Republic of	542	169.9	r 82.4	r 15.5	r 31.2	r 97.7	r 100.5	113.8	r 33.5	r 24.7	r 41.6	r 32.7	r 24.9
New Zealand	196	0.2	r 0.1	r 0.1	r 0.1	r 0.1	r 0.1	33.8	r 10.7	r 13.4	r 14.2	r 9.4	r 11.0
Norway	142	55.0	r 12.2	r 12.0	r 12.1	r 12.3	r 12.4	147.8	r 35.5	r 35.4	r 36.8	r 36.2	r 37.0
San Marino	135	0.1	r 0.0	r 0.0	r 0.0	r 0.0	r 0.0	0.0	r 0.0	r 0.0	r 0.0	r 0.0	r 0.0
Singapore	576	4.3	r 0.1	r 0.1	r 4.7	r 11.9	r 37.2	1.7	r 0.5	r 0.3	r 0.5	r 0.5	r 0.4
Sweden	144	0.6	r 0.0	r 0.1	r 0.4	r 0.0	r 0.0	15.8	r 30.7	r 1.9	r 4.6	r 1.9	r 2.1
Switzerland	146	9.8	r 2.8	r 2.4	r 3.0	r 2.9	r 2.4	79.2	r 24.6	r 15.4	r 12.5	r 8.8	r 23.3
Taiwan Prov.of China	528	63.6	r 119.7	r 112.9	r 103.2	r 103.1	r 141.5	24.9	r 7.0	r 7.5	r 8.5	r 8.5	r 7.6
United Kingdom	112	92.2	r 20.1	r 75.1	r 24.8	r 38.3	r 40.4	200.4	r 30.3	r 51.6	r 49.9	r 51.8	r 42.3
United States	111	3,060.7	r 957.0	r 971.9	r 773.9	r 745.9	r 1,023.3	2,756.7	r 476.8	r 507.0	r 502.8	r 584.7	r 533.0
Emerg. & Dev. Economies	200	3,861.8	1,012.6	1,100.5	1,196.9	1,126.9	1,371.7	4,311.9	1,197.7	988.8	1,151.2	1,654.0	1,434.9
Emerg. & Dev. Asia	505	231.8	65.2	13.7	77.2	54.4	169.5	841.8	163.1	190.6	305.4	275.1	194.3
Bangladesh	513	0.0	r 0.0	r 0.0	r 0.0	r 0.0	r 0.0	1.4	r 0.4	r 0.4	r 0.4	r 0.4	r 0.4
Cambodia	522	0.3	r 0.1	r 0.1	r 0.1	r 0.1	r 0.1
China,P.R.: Mainland	924	181.1	r 55.6	r 11.5	r 74.9	r 46.5	r 126.1	500.3	r 102.6	r 120.5	r 218.7	r 191.0	r 117.6
Fiji	819	0.0	r 0.0	r 0.0	r 0.0	r 0.0	r 0.0	2.9	r 0.6	r 0.6	r 0.7	r 0.7	r 0.6
India	534	17.8	r 7.0	r 0.1	r 0.2	r 4.4	r 0.2	88.2	r 26.4	r 26.1	r 30.9	r 23.9	r 23.5
Indonesia	536	0.7	r 0.0	r 0.0	r 0.0	r 0.0	19.8	r 3.7	r 5.6	r 7.4	r 7.0	r 5.4
Malaysia	548	25.4	r 0.1	r 0.1	r 0.1	r 0.1	r 0.1	55.1
Marshall Islands	867	1.3	r 0.4	r 0.4	r 0.4	r 0.4	r 0.5
Philippines	566	0.0	r 0.0	3.2	r 0.5	r 0.4	r 0.4	r 0.2	r 0.6
Sri Lanka	524	2.5	r 0.4	r 0.5	r 0.7	r 0.9	r 1.3
Thailand	578	2.3	r 1.0	r 0.7	r 0.7	r 2.2	r 41.4	125.6	r 19.5	r 26.9	r 35.4	r 40.1	r 35.1
Tonga	866	0.6	r 0.2	r 0.2	r 0.2	r 0.2	r 0.2	0.0	r 0.0	r 0.0	r 0.0	r 0.0	r 0.0
Vanuatu	846	1.0	r 0.3	r 0.3	r 0.3	r 0.3	r 0.4
Vietnam	582	1.4	r 0.4	r 0.4	r 0.4	r 0.4	r 0.5	12.7	r 2.8	r 3.0	r 3.5	r 3.6	r 3.2
Asia n.s.	598	0.1	r 0.0	r 0.0	r 0.0	r 0.0	r 0.0	29.6	r 6.0	r 6.4	r 7.3	r 7.3	r 6.5
Europe	170	20.2	6.5	9.9	4.2	10.4	0.6	1,399.7	324.5	247.4	259.2	609.9	515.7
Emerg. & Dev. Europe	903	19.8	6.4	9.8	3.9	10.2	0.6	69.3	22.3	30.9	27.2	28.4	24.6
Albania	914	0.0	r 0.0	0.1	r 0.1	r 0.0	r 0.0	r 0.0	r 0.0
Bulgaria	918	0.0	r 0.0	r 0.0	r 0.0	r 0.0	r 0.0	0.5	r 0.1	r 0.0	r 0.0	r 0.0	r 0.0

Trinidad and Tobago (369)

In Millions of U.S. Dollars

		Exports (FOB)						Imports (CIF)					
		2016	2017Q1	2017Q2	2017Q3	2017Q4	2018Q1	2016	2017Q1	2017Q2	2017Q3	2017Q4	2018Q1
Croatia	960	0.7	r 0.2	r 0.1	r 0.1
Faroe Islands	816	0.2	r 0.1	r 0.1	r 0.1	r 0.1	r 0.1
Gibraltar	823	0.1	r 0.0	r 0.0	r 0.0	r 0.0	r 0.0
Hungary	944	0.0	r 0.0	r 0.0	13.5	r 6.8	r 3.7	r 2.9	r 16.3	r 2.1
Poland	964	0.0	r 0.0	r 0.0	r 0.0	r 0.0	r 0.0	13.0	r 2.8	r 4.0	r 4.7	r 3.5	r 4.5
Romania	968	0.1	r 0.0	r 0.0	r 0.0	3.0	r 0.5	r 0.1	r 0.2	r 0.1	r 2.1
Turkey	186	19.4	r 6.3	r 9.7	r 3.8	r 10.1	r 0.4	38.5	r 11.8	r 22.9	r 19.1	r 8.5	r 15.7
CIS	901	0.4	0.1	0.1	0.4	0.2	0.1	1,330.4	302.2	216.5	232.1	581.5	491.2
Azerbaijan, Rep. of	912	0.1	r 0.0	r 0.0	r 0.0	r 0.0	r 0.0	0.0	r 0.0	r 0.0	r 0.0	r 0.0	r 0.0
Belarus	913	0.1	r 0.0	r 0.0	r 0.1	r 0.0	r 0.0	0.1	r 0.0	r 0.0
Kazakhstan	916	0.1	r 0.0	r 0.0	r 0.1	r 0.0	r 0.0	0.0	r 0.0	r 0.0	r 0.0	r 0.0	r 0.0
Russian Federation	922	0.1	r 0.1	r 0.1	r 0.1	r 0.1	r 0.0	1,330.3	r 302.2	r 216.5	r 232.1	r 580.8	r 491.1
Ukraine	926	r 0.6
Mid East, N Africa, Pak	440	89.0	56.5	88.6	77.1	65.5	54.3	17.9	4.3	4.5	3.7	5.7	3.6
Afghanistan, I.R. of	512	0.7	r 0.2	r 0.2	r 0.2	r 0.2	r 0.3	0.0	r 0.0	r 0.0	r 0.0	r 0.0	r 0.0
Algeria	612	0.0	r 0.0	r 0.0	r 0.0	r 0.0	r 0.0	0.1	r 0.0	r 0.0	r 0.0	r 0.0	r 0.0
Bahrain, Kingdom of	419	r 0.0	0.1	r 0.0	r 0.0	r 0.0	r 0.0	r 0.0
Egypt	469	1.4	r 0.3	r 0.3	r 0.4	r 0.4	r 0.3
Iran, I.R. of	429	0.0	r 0.0	r 0.0	r 0.0	r 0.0	r 0.0	0.3	r 0.1	r 0.1	r 0.1	r 0.1	r 0.1
Jordan	439	0.5	r 0.1	r 0.1	r 0.1	r 0.1	r 0.1
Kuwait	443	15.0	r 5.0	r 4.7	r 4.3	r 4.3	r 5.9	0.0	r 0.0	r 0.0	r 0.0	r 0.0	r 0.0
Lebanon	446	0.1	r 0.0	r 0.0	r 0.0	r 0.0	r 0.0	0.0	r 0.0	r 0.0	r 0.0
Mauritania	682	0.7	r 0.2	r 0.2	r 0.2	r 0.2	r 0.3	0.0	r 0.0	r 0.0	r 0.0	r 0.0	r 0.0
Morocco	686	40.3	r 43.2	r 75.7	r 64.7	r 53.1	r 40.0	3.8	r 0.8	r 0.9	r 2.4	r 1.0
Oman	449	0.0	r 0.0	r 0.0	r 0.0	r 0.0	r 0.0	0.6	r 0.2	r 0.1	r 0.1	r 0.1	r 0.1
Pakistan	564	0.6	r 0.2	r 0.2	r 0.2	r 0.2	r 0.5	4.4	r 1.4	r 1.7	r 1.4	r 1.0	r 0.6
Qatar	453	0.1	r 0.0	r 0.0	r 0.0	r 0.0	r 0.0	0.1	r 0.0	r 0.0	r 0.0	r 0.0	r 0.0
Saudi Arabia	456	1.2	r 0.3	r 0.5	r 0.3	r 0.4	r 0.3	0.4	r 0.1	r 0.0	r 0.0	r 0.0	r 0.0
Syrian Arab Republic	463	0.1	r 0.0	r 0.0	r 0.0	r 0.0	r 0.0
Tunisia	744	0.0	r 0.0	r 0.0	r 0.0	r 0.0	r 0.0	0.2	r 0.0	r 0.0	r 0.1	r 0.0	r 0.0
United Arab Emirates	466	30.3	r 7.4	r 7.1	r 7.1	r 7.1	r 7.1	5.6	r 1.1	r 1.2	r 1.4	r 1.4	r 1.2
West Bank and Gaza	487	0.1	r 0.0	r 0.0	r 0.0	r 0.0	r 0.0
Sub-Saharan Africa	603	221.8	53.8	59.3	51.1	60.1	61.1	1,037.8	210.4	224.8	254.7	254.6	228.8
Angola	614	2.9	r 1.0	r 0.9	r 0.8	r 0.8	r 1.2	1.5	r 0.3	r 0.3	r 0.4	r 0.4	r 0.3
Benin	638	0.3	r 0.1	r 0.1	r 0.1	r 0.1	r 0.1
Comoros	632	0.1	r 0.0	r 0.0	r 0.0	r 0.0	r 0.0
Congo, Dem. Rep. of	636	0.0	r 0.0	r 0.0	r 0.0	r 0.0	r 0.0	0.1	r 0.0	r 0.0	r 0.0	r 0.0	r 0.0
Côte d'Ivoire	662	0.1	r 0.0	r 0.0	r 0.0	r 0.0	r 0.0	0.0	r 0.0	r 0.0	r 0.0	r 0.0	r 0.0
Gabon	646	0.2	r 0.1	r 0.1	r 0.0	r 0.0	r 0.1	1,004.0	r 204.2	r 216.9	r 247.5	r 247.8	r 220.0
Ghana	652	11.9	r 3.9	r 3.7	r 3.4	r 3.4	r 4.6	0.0	r 0.0	r 0.0	r 0.0	r 0.0	r 0.0
Guinea	656	0.6	r 0.1	r 0.1	r 0.2	r 0.2	r 0.1
Kenya	664	0.1	r 0.0	r 0.0	r 0.0	r 0.0	r 0.0	0.0	r 0.0	r 0.0	r 0.0	r 0.0	r 0.0
Liberia	668	19.1	r 6.3	r 6.0	r 5.4	r 5.4	r 7.5
Malawi	676	e 0.0	e 0.0	e 0.0	e 0.0	e 0.0	e 0.0	0.1	r 0.0	r 0.0	r 0.0	r 0.0	r 0.0
Mauritius	684	1.0	r 0.2	r 0.2	r 0.2	r 0.3	r 0.2	0.0	r 0.0	r 0.0	r 0.0	r 0.0	r 0.0
Mozambique	688	3.2	r 0.7	r 0.7	r 0.8	r 0.8	r 0.7
Namibia	728	0.1	r 0.0	r 0.0	r 0.0	r 0.0	r 0.0	0.0	r 0.0	r 0.0	r 0.0	r 0.0	r 0.0
Nigeria	694	0.4	r 0.1	r 0.1	r 0.1	r 0.1	r 0.1	0.1	r 0.0	r 0.0	r 0.0	r 0.0	r 0.0
Senegal	722	137.5	r 34.4	r 39.5	r 35.3	r 34.8	r 34.4	0.0	r 0.0	r 0.0	r 0.0	r 0.0	r 0.0
South Africa	199	29.0	r 2.8	r 3.8	r 0.8	r 10.2	r 8.0	27.1	r 4.8	r 6.5	r 5.6	r 5.1	r 7.2
Swaziland	734	0.1	r 0.0	r 0.0	r 0.0	r 0.0	r 0.0	0.2	r 0.0	r 0.0	r 0.1	r 0.1	r 0.0
Tanzania	738	0.0	r 0.0	r 0.0	r 0.0	r 0.0	0.4	r 0.1	r 0.1	r 0.1	r 0.1	r 0.1
Togo	742	18.9	r 4.7	r 4.7	r 4.7	r 4.7	r 4.7	0.0	r 0.0	r 0.0	r 0.0	r 0.0	r 0.0
Zimbabwe	698	0.1	r 0.0	r 0.0	r 0.0	r 0.0	r 0.0	0.1	r 0.0	r 0.0	r 0.0	r 0.0	r 0.0
Western Hemisphere	205	3,299.0	830.6	928.9	987.3	936.6	1,086.1	1,014.7	495.4	321.5	328.2	508.8	492.4
Anguilla	312	3.7	r 1.2	r 1.1	r 1.0	r 1.0	r 1.4	0.2	r 0.0	r 0.0	r 0.0	r 0.0	r 0.0
Antigua and Barbuda	311	44.1	r 17.9	r 17.6	r 16.8	r 17.3	r 24.3	0.3	r 0.1	r 0.1	r 0.1	r 0.1	r 0.1
Argentina	213	1,003.3	r 181.8	r 250.3	r 243.4	r 215.5	r 181.6	25.7	r 5.3	r 5.7	r 6.9	r 7.3	r 5.5
Aruba	314	76.7	r 19.6	r 18.4	r 18.7	r 18.5	r 18.8	0.3	r 0.0	r 0.0	r 0.2	r 0.0	r 0.1
Bahamas, The	313	20.7	r 6.8	r 6.4	r 5.9	r 5.9	r 8.1	0.0	r 0.0	r 0.0	r 0.0	r 0.0	r 0.0

Trinidad and Tobago (369)

In Millions of U.S. Dollars

		Exports (FOB)						Imports (CIF)					
		2016	2017Q1	2017Q2	2017Q3	2017Q4	2018Q1	2016	2017Q1	2017Q2	2017Q3	2017Q4	2018Q1
Barbados	316	156.9	r 53.4	r 46.6	r 50.2	r 64.7	r 56.5	35.2	r 6.1	r 6.3	r 6.6	r 7.1	r 6.1
Belize	339	11.3	r 3.0	r 3.4	r 4.5	r 3.6	r 3.7	9.6	r 1.6	r 2.4	r 2.2	r 1.2	r 2.9
Bermuda	319	1.3	r 0.4	r 0.4	r 0.4	r 0.4	r 0.5	0.1	r 0.0	r 0.0	r 0.0	r 0.0	r 0.0
Bolivia	218	3.5	r 0.0	r 0.0	r 0.0	r 0.0	r 0.0	0.1	r 0.0
Brazil	223	69.3	r 11.7	r 15.6	r 16.9	r 27.8	r 53.4	203.3	r 60.0	r 49.9	r 50.6	r 52.8	r 52.4
Chile	228	273.9	r 111.6	r 82.1	r 99.2	r 59.9	r 81.2	18.3	r 4.3	r 5.5	r 6.2	r 4.3	r 4.2
Colombia	233	213.6	r 19.4	r 25.3	r 42.6	r 46.4	r 35.8	316.2	r 336.0	r 153.7	r 148.5	r 327.8	r 332.4
Costa Rica	238	70.4	r 17.7	r 14.4	r 16.3	r 15.9	r 13.8	43.0	r 10.0	r 11.1	r 10.7	r 10.5	r 8.5
Curacao	354	5.4	r 1.8	r 1.7	r 1.5	r 1.5	r 2.1	1.5	r 0.3	r 0.3	r 0.4	r 0.4	r 0.3
Dominica	321	13.5	r 4.7	r 4.5	r 4.1	r 4.2	r 5.8	3.4	r 0.7	r 0.8	r 0.9	r 0.9	r 0.8
Dominican Republic	243	114.6	r 37.4	r 35.1	r 32.0	r 31.9	r 43.7	29.2	r 6.1	r 6.5	r 7.4	r 7.4	r 6.6
Ecuador	248	24.9	r 1.5	r 1.7	r 2.6	r 1.0	r 2.8	3.4	r 0.8	r 0.8	r 1.0	r 1.1	r 1.1
El Salvador	253	1.6	r 0.0	r 0.2	r 0.0	r 0.0	r 0.0	4.0	r 1.2	r 0.9	r 0.7	r 0.4	r 0.8
Grenada	328	37.0	r 12.0	r 11.3	r 10.3	r 10.2	r 14.0	1.1	r 0.2	r 0.2	r 0.3	r 0.3	r 0.2
Guatemala	258	6.0	r 0.7	r 1.0	r 0.3	r 0.3	r 0.3	24.5	r 4.1	r 5.5	r 6.9	r 6.1	r 6.8
Guyana	336	202.8	r 82.0	r 91.1	r 86.0	r 74.6	r 109.7	42.8	r 7.1	r 17.6	r 12.0	r 19.0	r 7.5
Haiti	263	21.7	r 7.2	r 6.8	r 6.2	r 6.2	r 8.5	0.1	r 0.0	r 0.0	r 0.0	r 0.0	r 0.0
Honduras	268	2.1	r 1.2	r 0.5	r 1.3	r 1.1	r 0.6	7.6	r 1.4	r 3.9	r 1.6	r 1.2	r 1.2
Jamaica	343	250.3	r 88.8	r 85.3	r 79.2	r 80.1	r 111.0	17.3	r 3.4	r 3.5	r 4.0	r 4.0	r 3.5
Mexico	273	107.2	r 15.6	r 32.1	r 21.4	r 33.1	r 46.6	128.1	r 25.2	r 25.9	r 37.2	r 33.1	r 29.7
Montserrat	351	1.5	r 0.4	r 0.4	r 0.4	r 0.4	r 0.5	0.1	r 0.0	r 0.0	r 0.0	r 0.0	r 0.0
Nicaragua	278	0.2	r 0.1	r 0.1	r 0.1	r 0.1	r 0.1	1.2	r 0.3	r 0.3	r 0.3	r 0.3	r 0.3
Panama	283	60.7	r 16.8	r 41.4	r 28.5	r 24.5	r 26.7	15.1	r 3.3	r 2.7	r 2.2	r 3.4	r 2.6
Paraguay	288	0.6	r 0.1	r 0.1	r 0.1	r 0.1	r 0.1
Peru	293	244.8	r 27.4	r 50.0	r 119.7	r 112.2	r 125.9	18.8	r 5.0	r 3.8	r 6.6	r 5.6	r 4.9
Sint Maarten	352	12.6	r 4.2	r 3.9	r 3.6	r 3.6	r 4.9	0.0	r 0.0	r 0.0	r 0.0	r 0.0	r 0.0
St. Kitts and Nevis	361	15.8	r 5.1	r 4.7	r 4.3	r 4.3	r 5.8	1.8	r 0.4	r 0.4	r 0.4	r 0.4	r 0.4
St. Lucia	362	46.6	r 16.8	r 16.2	r 15.1	r 15.3	r 21.3	11.8	r 2.4	r 2.5	r 2.9	r 2.8	r 2.5
St. Vincent & Grens.	364	27.9	r 11.2	r 11.0	r 10.4	r 10.7	r 15.1	2.9	r 0.6	r 0.7	r 0.8	r 0.8	r 0.8
Suriname	366	116.2	r 39.2	r 37.2	r 34.2	r 34.3	r 47.2	19.8	r 3.3	r 3.3	r 3.6	r 3.4	r 2.9
Uruguay	298	0.7	r 0.0	r 0.0	r 0.0	r 0.1	12.1	r 3.0	r 3.7	r 3.1	r 2.9	r 3.6
Venezuela, Rep. Bol.	299	30.5	r 10.1	r 9.5	r 8.7	r 8.7	r 11.9	1.3	r 0.3	r 0.3	r 0.3	r 0.3	r 0.3
Western Hem. n.s.	399	5.4	r 1.8	r 1.7	r 1.5	r 1.5	r 2.1	13.9	r 2.8	r 3.0	r 3.4	r 3.4	r 3.0
Other Countries n.i.e	910	28.2	9.3	8.8	8.0	8.0	11.0	9.7	2.0	2.1	2.4	2.4	2.1
Cuba	928	6.1	r 2.0	r 1.9	r 1.7	r 1.7	r 2.4	7.8	r 1.6	r 1.7	r 1.9	r 1.9	r 1.7
Korea, Dem. People's Rep.	954	22.1	r 7.3	r 6.9	r 6.3	r 6.3	r 8.6	1.9	r 0.4	r 0.4	r 0.5	r 0.5	r 0.4
Special Categories	899	34.7	r 11.4	r 10.8	r 9.9	r 9.9	r 13.5
Countries & Areas n.s.	898	0.5	r 0.2	r 0.2	r 0.1	r 0.1	r 0.2	0.0	r 0.0	r 0.0	r 0.0	r 0.0	r 0.0
Memorandum Items													
Africa	605	262.9	97.3	135.2	116.1	113.3	101.4	1,042.0	211.3	225.8	254.8	257.1	229.8
Middle East	405	46.7	12.7	12.3	11.7	11.8	13.3	9.3	2.0	1.9	2.1	2.1	2.0
European Union	998	702.3	220.2	319.4	277.2	306.2	297.0	866.4	181.8	166.4	207.0	196.0	199.0
Export earnings: fuel	080	323.0	44.9	50.0	66.9	69.0	65.3	2,664.2	845.3	589.9	631.5	1,160.0	1,046.8
Export earnings: nonfuel	092	7,771.5	2,416.6	2,526.5	2,372.9	2,391.8	3,033.8	6,015.5	1,217.8	1,280.1	1,490.7	1,465.1	1,300.2

Tunisia (744)

In Millions of U.S. Dollars

		Exports (FOB)						Imports (CIF)					
		2016	2017Q1	2017Q2	2017Q3	2017Q4	2018Q1	2016	2017Q1	2017Q2	2017Q3	2017Q4	2018Q1
IFS World		13,483.1	3,269.4	3,520.6	3,699.4	3,943.7	4,177.8	19,455.7	4,952.8	5,029.9	5,075.6	5,623.0	5,677.2
World	001	12,893.1	3,124.1	3,357.2	3,300.1	3,743.1	3,976.4	18,981.9	4,982.3	5,126.6	5,077.5	5,614.0	5,689.0
Advanced Economies	110	10,209.1	2,507.6	2,729.4	2,670.6	3,051.5	3,252.0	11,685.5	2,998.1	3,065.8	2,894.9	3,340.0	3,531.6
Euro Area	163	9,291.2	2,267.8	2,400.6	2,277.5	2,743.7	2,892.0	9,337.2	2,419.7	2,533.3	2,394.4	2,748.3	2,890.8
Austria	122	83.1	r 15.4	r 15.0	r 17.5	r 25.7	r 28.3	91.3	r 26.9	r 23.4	r 23.4	r 17.9	r 20.1
Belgium	124	247.1	r 68.2	r 62.7	r 47.1	r 69.5	r 74.2	263.9	r 59.6	r 69.4	r 60.3	r 67.7	r 70.7
Cyprus	423	1.6	r 0.5	r 0.8	r 1.7	r 5.5	r 5.9	2.1	r 0.4	r 0.2	r 0.2	r 0.8	r 0.8
Estonia	939	0.5	r 0.2	r 0.0	r 0.3	r 0.1	r 0.1	6.5	r 0.2	r 0.6	r 0.4	r 0.4	r 0.4
Finland	172	2.5	r 3.6	r 3.8	r 1.7	r 1.9	r 2.0	65.4	r 16.3	r 16.6	r 15.7	r 14.4	r 15.8
France	132	4,343.9	r 1,026.5	r 1,114.6	r 1,001.5	r 1,199.7	r 1,273.9	3,013.3	r 755.9	r 766.0	r 748.5	r 834.9	r 882.6
Germany	134	1,432.4	r 368.0	r 409.5	r 403.1	r 465.5	r 475.9	1,502.6	r 369.2	r 421.4	r 423.3	r 442.9	r 468.6
Greece	174	16.6	r 5.3	r 7.5	r 4.2	r 6.4	r 6.4	93.4	r 55.1	r 59.8	r 15.9	r 9.6	r 10.8
Ireland	178	4.9	r 5.6	r 2.7	r 2.4	r 2.7	r 1.4	42.5	r 12.0	r 8.7	r 11.8	r 11.1	r 7.8
Italy	136	2,346.6	r 563.3	r 549.8	r 577.6	r 648.1	r 690.6	2,826.8	r 764.0	r 821.6	r 738.8	r 887.6	r 924.6
Latvia	941	1.7	r 0.2	r 0.0	r 0.1	r 0.0	r 0.0	4.4	r 0.2	r 0.8	r 1.3	r 0.2	r 0.2
Lithuania	946	1.4	r 0.3	r 0.0	r 0.9	r 0.5	r 0.6	2.2	r 1.4	r 0.6	r 0.5	r 1.5	r 0.7
Luxembourg	137	1.1	r 1.8	r 2.5	r 1.2	r 4.7	r 5.0	10.2	r 2.4	r 1.5	r 2.7	r 1.7	r 1.5
Malta	181	23.6	r 1.5	r 12.8	r 18.0	r 30.9	r 32.8	52.8	r 7.7	r 8.4	r 14.6	r 37.9	r 38.3
Netherlands	138	212.4	r 48.1	r 70.2	r 47.6	r 83.1	r 66.3	256.4	r 45.5	r 57.6	r 47.3	r 66.8	r 71.0
Portugal	182	59.1	r 11.0	r 18.5	r 15.0	r 32.9	r 41.2	192.4	r 55.4	r 42.2	r 49.5	r 61.6	r 63.6
Slovak Republic	936	36.5	r 11.5	r 9.0	r 8.6	r 11.8	r 12.5	73.4	r 21.9	r 9.9	r 12.4	r 17.5	r 15.7
Slovenia	961	1.2	r 1.1	r 0.7	r 0.6	r 0.3	r 0.4	18.8	r 5.1	r 4.3	r 5.9	r 4.2	r 4.5
Spain	184	474.8	r 135.6	r 120.5	r 128.3	r 154.1	r 174.5	819.1	r 220.4	r 220.6	r 222.1	r 269.6	r 293.2
Australia	193	6.7	r 2.0	r 1.6	r 1.0	r 1.4	r 1.5	8.6	r 1.9	r 2.9	r 2.0	r 2.6	r 3.4
Canada	156	32.7	r 9.0	r 6.8	r 8.7	r 7.9	r 9.4	149.4	r 7.7	r 11.9	r 6.5	r 27.1	r 33.8
China,P.R.: Hong Kong	532	17.4	r 6.2	r 7.8	r 9.1	r 13.5	r 15.8	35.0	r 8.1	r 8.9	r 10.0	r 9.2	r 10.3
China,P.R.: Macao	546	0.0	r 0.0	0.1	r 0.0
Czech Republic	935	84.9	r 20.3	r 30.2	r 48.4	r 39.2	r 42.2	93.9	r 22.2	r 22.4	r 24.8	r 23.7	r 21.5
Denmark	128	12.2	r 4.3	r 3.6	r 2.9	r 3.4	r 3.0	45.4	r 12.5	r 13.4	r 10.7	r 13.6	r 15.8
Iceland	176	1.3	r 0.2	r 0.0	r 0.2	r 0.3	r 0.3	0.4	r 0.2	r 0.2	r 0.2	r 0.1	r 0.1
Japan	158	31.9	r 5.5	r 4.5	r 4.7	r 2.6	r 2.4	217.2	r 48.5	r 56.1	r 54.4	r 55.1	r 59.5
Korea, Republic of	542	6.9	r 2.1	r 1.4	r 1.5	r 2.0	r 2.1	259.3	r 57.5	r 52.8	r 57.5	r 57.2	r 54.5
New Zealand	196	0.3	r 3.4	r 0.1	r 0.5	r 1.7	r 1.8	3.5	r 1.0	r 0.4	r 0.6	r 1.9	r 1.9
Norway	142	4.2	r 2.3	r 0.6	r 1.4	r 1.3	r 1.5	17.2	r 3.7	r 2.0	r 3.2	r 1.5	r 1.5
Singapore	576	32.2	r 1.5	r 0.9	r 0.9	r 22.5	r 36.1	31.9	r 6.5	r 7.1	r 8.3	r 5.1	r 5.9
Sweden	144	23.7	r 4.5	r 17.8	r 5.0	r 6.0	r 7.4	111.5	r 31.3	r 22.2	r 24.9	r 29.3	r 28.0
Switzerland	146	178.0	r 13.5	r 44.8	r 171.7	r 76.2	r 92.9	173.8	r 45.0	r 60.1	r 52.4	r 76.5	r 82.9
Taiwan Prov.of China	528	1.8	r 0.2	r 0.1	r 0.1	r 0.5	r 0.5	205.5	r 41.1	r 47.5	r 46.5	r 47.3	r 47.7
United Kingdom	112	236.7	r 105.2	r 84.5	r 78.1	r 57.3	r 56.1	306.9	r 70.6	r 59.1	r 56.9	r 75.8	r 73.8
United States	111	246.9	r 59.7	r 124.0	r 59.0	r 72.1	r 87.0	688.6	r 220.6	r 165.5	r 141.6	r 165.7	r 200.2
Emerg. & Dev. Economies	200	2,682.7	616.1	627.6	629.4	691.3	724.1	7,293.4	1,845.4	1,922.1	2,043.8	2,132.4	2,013.9
Emerg. & Dev. Asia	505	292.4	84.3	67.0	63.9	61.7	66.0	2,491.5	614.7	666.9	725.5	696.0	694.0
American Samoa	859	0.2	r 0.0	r 0.0	r 0.0	r 0.0	r 0.0
Bangladesh	513	90.4	r 16.3	r 16.4	r 25.3	r 32.5	r 34.4	13.7	r 3.4	r 4.7	r 2.3	r 3.4	r 2.8
Cambodia	522	1.6	r 0.2	r 0.2	r 0.0	r 0.3	r 0.3
China,P.R.: Mainland	924	28.8	r 7.9	r 8.7	r 6.5	r 7.9	r 8.4	1,818.5	r 416.6	r 437.8	r 517.8	r 478.5	r 487.6
F.T. French Polynesia	887	0.3	r 0.0	r 0.3	r 0.1	0.0	r 0.0	r 0.0
F.T. New Caledonia	839	0.3	r 0.0	r 0.0	r 0.1	0.0	r 0.0	r 0.0
India	534	133.6	r 27.0	r 35.7	r 25.9	r 14.7	r 17.0	268.5	r 68.3	r 78.4	r 66.5	r 84.3	r 75.4
Indonesia	536	12.2	r 14.4	r 0.9	r 0.1	r 0.7	r 1.0	52.2	r 8.3	r 16.7	r 22.0	r 17.0	r 16.2
Malaysia	548	21.4	r 17.0	r 3.3	r 3.4	r 3.3	r 2.5	80.9	r 13.9	r 11.6	r 14.4	r 14.2	r 13.8
Maldives	556	0.2	r 0.1	0.1	r 0.0	r 0.0	r 0.0	r 0.0	r 0.0
Myanmar	518	r 0.2	0.2	r 0.0	r 0.0	r 0.0	r 0.0	r 0.0
Nauru	836	0.4	0.0	r 0.0	r 0.0
Philippines	566	0.1	r 0.0	r 0.1	r 0.0	15.0	r 3.5	r 4.8	r 5.7	r 9.9	r 9.3
Sri Lanka	524	0.1	r 0.1	r 0.0	r 0.1	r 1.1	r 1.2	0.9	r 1.3	r 0.2	r 0.5	r 0.6	r 0.6
Thailand	578	1.5	r 0.5	r 0.7	r 0.3	r 0.2	r 0.2	183.1	r 35.3	r 43.3	r 34.2	r 20.9	r 21.1
Vietnam	582	3.1	r 0.7	r 0.7	r 2.1	r 1.3	r 1.4	56.7	r 18.6	r 24.1	r 16.8	r 21.7	r 21.7
Asia n.s.	598	r 45.2	r 45.2	r 45.2	r 45.2	r 45.2

Tunisia (744)

In Millions of U.S. Dollars

		Exports (FOB)						Imports (CIF)					
		2016	2017Q1	2017Q2	2017Q3	2017Q4	2018Q1	2016	2017Q1	2017Q2	2017Q3	2017Q4	2018Q1
Europe	170	536.5	116.4	133.8	161.9	155.9	152.7	2,616.4	701.2	696.4	612.4	702.1	742.1
Emerg. & Dev. Europe	903	517.2	108.6	125.1	153.9	149.7	146.3	1,364.2	362.8	352.2	391.4	430.1	459.5
Albania	914	5.3	r 3.2	r 2.0	r 4.7	r 1.0	r 1.1	0.7	r 0.2	r 0.3	r 0.1	r 0.1	r 0.1
Bosnia and Herzegovina	963	0.5	r 0.4	r 0.2	r 0.0	1.2	r 0.1	r 0.1	r 0.1	r 0.0	r 0.0
Bulgaria	918	9.1	r 0.8	r 2.7	r 1.9	r 2.2	r 2.9	54.6	r 24.5	r 25.1	r 66.8	r 57.0	r 89.2
Croatia	960	1.5	r 0.8	r 0.6	r 0.1	r 0.4	r 0.4	12.4	r 2.3	r 8.0	r 4.9	r 1.3	r 1.3
Gibraltar	823	0.1	r 0.0	r 0.0	r 0.0	9.4	r 0.0	r 0.0
Hungary	944	49.3	r 9.8	r 10.4	r 12.5	r 14.3	r 15.4	105.0	r 30.5	r 25.0	r 27.1	r 27.6	r 30.6
Macedonia, FYR	962	0.3	r 0.1	r 0.1	r 0.3	r 0.3	0.5	r 0.2	r 0.3	r 0.2	r 0.3	r 0.3
Montenegro	943	0.1	0.0	r 0.1	r 0.0	r 0.0
Poland	964	152.5	r 43.4	r 36.6	r 37.2	r 41.3	r 41.6	123.8	r 36.8	r 32.8	r 36.1	r 41.1	r 43.7
Romania	968	130.6	r 31.3	r 35.6	r 34.4	r 36.7	r 39.6	130.7	r 18.1	r 16.8	r 28.8	r 16.7	r 18.7
Serbia, Republic of	942	1.3	r 0.2	r 0.2	r 0.2	r 0.6	r 0.6	68.8	r 23.9	r 19.2	r 14.1	r 13.5	r 13.7
Turkey	186	166.6	r 18.5	r 36.8	r 62.8	r 52.9	r 44.4	857.0	r 226.1	r 224.5	r 213.3	r 272.3	r 262.0
CIS	901	19.3	7.8	8.7	8.0	6.2	6.4	1,252.2	338.4	344.2	221.0	272.0	282.6
Armenia	911	0.1	r 0.0	0.0	r 0.0
Azerbaijan, Rep. of	912	1.2	r 0.3	r 0.2	r 0.0	r 0.1	r 0.1	258.3	r 81.0	r 37.8	r 91.6	r 115.0	r 116.1
Belarus	913	0.0	1.1	r 0.4	r 0.4	r 0.4	r 0.5	r 0.5
Georgia	915	0.1	r 0.0	0.7	r 0.1	r 0.1	r 0.1	r 0.3	r 0.3
Kazakhstan	916	0.5	r 0.3	r 0.0	r 0.0	10.6	r 0.1	r 9.2	r 9.0
Kyrgyz Republic	917	2.2
Moldova	921	0.0	r 0.0	r 0.0	r 0.0	r 0.0	1.7	r 0.1	r 0.0	r 0.0	r 0.1	r 0.1
Russian Federation	922	14.3	r 6.1	r 6.2	r 6.4	r 5.9	r 6.1	655.0	r 181.9	r 157.6	r 67.2	r 72.5	r 56.9
Tajikistan	923	0.0	r 0.0	r 0.1
Turkmenistan	925	0.4	r 0.6	0.0	r 0.0	r 0.0
Ukraine	926	2.6	r 1.1	r 2.2	r 0.9	r 0.2	r 0.2	322.4	r 74.7	r 138.7	r 52.6	r 83.7	r 108.8
Uzbekistan	927	0.1	r 0.2	r 0.2	r 0.0
Mid East, N Africa, Pak	440	1,506.5	334.9	322.5	307.0	363.7	389.8	1,556.3	373.6	370.8	459.3	550.9	422.3
Afghanistan, I.R. of	512	0.1	r 0.1	r 0.1	r 0.1	0.2	r 0.0	r 0.0	r 0.0	r 0.1	r 0.1
Algeria	612	665.5	r 132.9	r 109.0	r 111.3	r 113.4	r 115.2	722.6	r 154.7	r 146.2	r 186.4	r 260.9	r 134.7
Bahrain, Kingdom of	419	1.0	r 0.4	r 0.5	r 0.4	r 0.3	r 0.3	17.0	r 3.3	r 6.5	r 3.5	r 1.7	r 2.2
Djibouti	611	0.8	r 0.1	r 0.1	r 0.1	r 0.4	r 0.5	0.0	r 0.0
Egypt	469	51.7	r 6.3	r 14.0	r 13.2	r 8.6	r 8.5	174.9	r 59.2	r 56.6	r 95.6	r 131.9	r 128.9
Iran, I.R. of	429	3.3	r 4.7	r 2.3	r 2.9	r 1.7	r 1.8	7.1	r 2.2	r 1.6	r 2.2	r 1.9	r 1.9
Iraq	433	4.9	r 6.2	r 2.3	r 1.2	r 3.1	r 3.2	0.0	r 0.0	r 0.0	r 0.0	r 0.0	r 0.0
Jordan	439	11.5	r 3.5	r 3.1	r 2.4	r 5.6	r 5.3	20.0	r 2.7	r 7.9	r 4.6	r 6.3	r 6.4
Kuwait	443	4.9	r 1.1	r 2.1	r 1.2	r 1.3	r 1.4	17.8	r 3.6	r 3.8	r 4.6	r 4.8	r 6.3
Lebanon	446	9.9	r 3.2	r 4.6	r 3.2	r 3.6	r 3.5	13.9	r 3.0	r 3.4	r 3.6	r 2.4	r 2.4
Libya	672	442.8	r 83.0	r 90.4	r 94.6	r 125.6	r 133.9	29.6	r 7.1	r 6.4	r 15.4	r 7.4	r 7.5
Mauritania	682	15.8	r 4.1	r 3.9	r 6.0	r 8.2	r 11.0	2.9	r 0.4	r 0.5	r 0.4	r 1.0	r 0.5
Morocco	686	170.8	r 58.5	r 51.7	r 30.6	r 44.1	r 55.0	115.8	r 27.1	r 35.8	r 29.6	r 27.8	r 28.8
Oman	449	2.4	r 0.7	r 1.4	r 1.1	r 1.7	r 1.8	2.9	r 1.1	r 0.4	r 1.0	r 0.3	r 0.3
Pakistan	564	6.8	r 1.5	r 2.9	r 1.1	r 1.6	r 1.6	25.0	r 7.8	r 6.2	r 7.4	r 7.6	r 6.2
Qatar	453	7.9	r 2.8	r 2.6	r 5.4	r 6.4	r 6.7	28.9	r 4.5	r 5.3	r 6.2	r 6.5	r 5.7
Saudi Arabia	456	19.8	r 7.4	r 6.5	r 2.7	r 5.0	r 5.6	208.0	r 60.6	r 51.3	r 58.5	r 53.8	r 52.7
Somalia	726	0.1	r 0.1	r 0.1	0.0	r 0.0	r 0.0	r 0.0
Sudan	732	11.2	r 0.2	r 0.6	r 0.4	r 1.4	r 1.5	12.1	r 2.2	r 3.1	r 5.9	r 1.2	r 1.2
Syrian Arab Republic	463	6.4	r 3.3	r 2.4	r 8.0	r 8.7	r 10.3	10.6	r 0.4	r 1.1	r 0.5	r 0.8	r 1.1
United Arab Emirates	466	67.1	r 14.2	r 21.6	r 20.8	r 22.3	r 21.8	147.0	r 33.8	r 34.7	r 33.8	r 34.3	r 35.2
West Bank and Gaza	487	0.6	r 0.2	r 0.0	r 0.1	r 0.1	r 0.1	0.0	r 0.0	r 0.0	r 0.0
Yemen, Republic of	474	1.3	r 0.6	r 0.5	r 0.1	r 0.5	r 0.5	0.0	r 0.1	r 0.1	r 0.1	r 0.1
Sub-Saharan Africa	603	299.8	73.5	86.4	86.4	98.4	105.7	94.5	29.7	18.7	23.1	8.7	10.5
Angola	614	6.0	r 0.4	r 0.6	r 1.3	r 0.8	r 1.1	0.7	r 0.0	r 0.0
Benin	638	7.5	r 1.5	r 1.6	r 4.7	r 1.9	r 1.5	0.3	r 0.3	r 0.3
Burkina Faso	748	11.0	r 2.4	r 3.0	r 5.6	r 6.0	r 5.9	r 0.4
Burundi	618	0.1	r 0.6	r 0.1	r 0.1
Cabo Verde	624	0.3	r 0.0	r 0.1	r 0.0	r 0.0
Cameroon	622	18.4	r 6.6	r 4.5	r 4.7	r 3.4	r 3.2	2.5	r 0.2	r 0.1	r 0.3	r 0.4	r 0.3
Central African Rep.	626	0.5	r 0.1	r 0.2	r 0.3	r 0.0	r 0.0	r 0.0
Chad	628	7.1	r 0.8	r 0.4	r 0.1	r 1.1	r 0.5	0.0	r 0.0	r 0.0

Tunisia (744)

In Millions of U.S. Dollars

		Exports (FOB)						Imports (CIF)					
		2016	2017Q1	2017Q2	2017Q3	2017Q4	2018Q1	2016	2017Q1	2017Q2	2017Q3	2017Q4	2018Q1
Comoros	632	0.5	r 0.2	r 0.1	r 0.0	0.0	r 0.0	r 0.0
Congo, Dem. Rep. of	636	0.4	r 0.2	r 0.1	r 0.1	r 0.2	r 0.2	0.0
Congo, Republic of	634	8.0	r 1.0	r 1.8	r 2.2	r 1.6	r 1.7	0.6	r 0.1	r 0.2	r 0.6	r 0.3	r 0.3
Côte d'Ivoire	662	35.8	r 8.3	r 11.1	r 11.2	r 10.8	r 12.0	2.1	r 0.3	r 0.3	r 1.4	r 0.6	r 0.6
Equatorial Guinea	642	4.3	r 1.2	r 0.8	r 0.8	r 1.3	r 1.4	0.2	r 0.3	r 0.7	r 0.9	r 0.2	r 0.2
Eritrea	643	r 0.1	r 0.1	r 0.1	r 0.1	r 0.1
Ethiopia	644	50.2	r 9.2	r 9.7	r 12.4	r 23.0	r 24.3	0.5	r 0.0	r 0.2
Gabon	646	17.3	r 4.0	r 4.8	r 3.5	r 5.0	r 5.8	0.6	r 0.1	r 0.1	r 0.2	r 0.5	r 0.5
Gambia, The	648	2.0	r 0.9	r 0.8	r 0.9	r 0.6	r 0.3	0.8	r 0.6	r 1.0	r 0.0	r 0.5	r 0.5
Ghana	652	13.9	r 4.7	r 3.2	r 3.8	r 6.8	r 6.4	14.9	r 7.0	r 5.6	r 2.4
Guinea	656	11.1	r 2.7	r 2.9	r 2.5	r 3.2	r 3.4	r 0.2	r 0.2
Guinea-Bissau	654	0.1	r 0.2	r 0.0	r 0.0	r 0.0	r 0.0
Kenya	664	0.2	r 0.1	r 0.2	r 0.1	0.1	r 2.1	r 1.3	r 2.0
Liberia	668	0.9	r 0.6	r 0.4	r 0.3	r 0.2	r 0.2
Madagascar	674	3.1	r 0.4	r 0.7	r 0.5	r 0.7	r 0.6	0.3	r 0.1	r 0.1	r 0.1	r 0.0	r 0.0
Malawi	676	2.6	r 1.3
Mali	678	6.5	r 3.2	r 4.9	r 3.4	r 3.5	r 4.2	0.1	r 0.0
Mauritius	684	1.8	r 0.4	r 0.2	r 0.2	r 0.6	r 0.6	0.3	r 0.0	r 0.0	r 0.0	r 0.0	r 0.0
Mozambique	688	0.1	r 0.1	r 0.0	r 0.2	r 0.0	r 0.0	0.2	r 0.9	r 0.0	r 0.0	r 1.1	r 1.1
Namibia	728	0.1	1.6	r 0.5
Niger	692	7.2	r 3.0	r 2.0	r 2.0	r 1.3	r 1.5	0.0	r 0.0	r 0.0	r 0.0	r 0.0	r 0.0
Nigeria	694	12.7	r 1.9	r 2.1	r 2.0	r 2.6	r 2.1	39.9	r 0.3	r 0.8	r 0.2	r 0.5	r 0.5
Rwanda	714	1.6	r 0.0	r 0.2	r 0.1	0.0	r 0.0	r 0.0
Senegal	722	47.5	r 11.9	r 17.3	r 13.8	r 15.6	r 18.2	2.1	r 0.9	r 1.2	r 0.2
Seychelles	718	6.3	r 3.6	r 2.7	r 2.6	r 1.9	r 2.0	4.5	r 0.1	r 0.6
Sierra Leone	724	1.4	r 0.4	r 0.3	r 0.4	r 1.1	r 1.4	0.1	r 0.0	r 0.0	r 0.0	r 0.0	r 0.0
South Africa	199	9.5	r 1.6	r 6.1	r 5.1	r 1.6	r 2.5	12.1	r 4.8	r 0.9	r 3.4	r 3.8	r 5.6
Swaziland	734	0.0	0.1	r 0.0	r 0.0	r 0.0	r 0.0	r 0.0
Tanzania	738	0.1	r 2.0	r 0.3	r 0.1	r 0.1	0.5	r 0.2	r 0.2
Togo	742	4.9	r 1.4	r 0.8	r 1.0	r 3.4	r 4.4	0.2	r 0.3	r 0.0	r 0.0
Uganda	746	0.1	r 0.1	r 0.1	r 0.0	r 0.0	r 0.0	5.6	r 6.3	r 3.8	r 9.1	r 0.9	r 0.9
Zambia	754	1.3	0.0
Zimbabwe	698	r 0.0	r 0.1	0.9	r 3.0	r 1.2	r 1.2
Western Hemisphere	205	47.5	7.0	17.9	10.2	11.6	10.0	534.7	126.3	169.3	223.6	174.7	145.0
Antigua and Barbuda	311	2.6
Argentina	213	0.6	r 1.0	r 1.7	r 1.5	r 1.6	r 1.7	127.7	r 29.5	r 30.2	r 40.4	r 44.1	r 25.2
Bahamas, The	313	0.4	r 0.0	r 0.1	r 0.1	18.2
Belize	339	0.6	r 0.0	r 0.0	r 0.0	r 0.0
Bolivia	218	0.1	r 0.0	r 0.0	r 0.0	r 0.0	r 0.0	0.1	r 0.0	r 0.0	r 0.0	r 0.0	r 0.0
Brazil	223	28.8	r 2.4	r 8.9	r 2.2	r 3.7	r 1.6	264.1	r 77.1	r 82.3	r 100.0	r 100.3	r 88.4
Chile	228	0.5	r 0.1	r 0.7	r 0.2	r 0.2	r 0.2	4.7	r 0.3	r 1.7	r 1.5	r 0.6	r 0.6
Colombia	233	1.2	r 0.0	r 0.0	r 0.0	r 0.0	r 0.0	3.0	r 3.3	r 0.6	r 0.6	r 0.6	r 0.6
Costa Rica	238	0.0	r 0.0	r 0.0	r 0.0	r 0.0	r 0.0	1.4	r 0.3	r 0.4	r 0.3	r 0.8	r 1.3
Dominican Republic	243	1.3	r 0.1	r 0.1	r 0.1	r 0.0	r 0.0	0.9	r 0.0	r 0.2	r 0.8	r 0.2	r 0.2
Ecuador	248	0.2	r 0.1	r 0.1	13.9	r 4.3	r 3.4	r 4.7	r 5.0	r 5.0
El Salvador	253	1.8	r 0.0	r 0.3	r 0.2	r 0.3	r 0.3
Guatemala	258	0.0	r 0.0	0.2	r 0.0
Honduras	268	1.0	0.1	r 0.1	r 0.3	r 0.1	r 0.2	r 0.2
Mexico	273	11.9	r 2.7	r 6.0	r 5.8	r 5.7	r 6.0	26.3	r 9.9	r 7.4	r 11.4	r 8.6	r 9.2
Nicaragua	278	0.0	r 0.0	r 0.0	r 0.1	r 0.0	r 0.0
Panama	283	0.7	r 0.1	r 0.1	r 0.1	r 0.2	r 0.2	1.4	r 0.0	r 0.0	r 0.0
Paraguay	288	0.1	r 0.0	r 0.0	r 0.0	r 0.0	r 0.0	59.9	r 0.0	r 41.8	r 21.5	r 13.8	r 13.9
Peru	293	0.0	r 0.4	r 0.1	r 0.0	r 0.0	r 0.0	1.1	r 1.1	r 0.7	r 0.5	r 0.0	r 0.0
Suriname	366	0.4	r 0.0	r 0.1	r 0.0	0.0	r 0.0	r 0.0	r 0.0
Uruguay	298	0.0	r 0.0	r 0.1	r 0.1	r 0.1	r 0.1	6.7	r 0.2	r 0.1	r 41.3	r 0.0	r 0.0
Venezuela, Rep. Bol.	299	0.1	r 0.0	r 0.0	0.0	r 0.0	r 0.0	r 0.0
Other Countries n.i.e	910	1.3	0.5	0.1	0.2	0.2	0.2	2.9	0.2	0.1	0.0	3.0	4.8
Cuba	928	1.2	r 0.5	r 0.1	r 0.2	r 0.2	r 0.2	0.4	r 0.0	r 0.0	r 0.0	r 0.0	r 0.0
Korea, Dem. People's Rep.	954	0.1	2.5	r 0.1	r 0.0	r 0.0	r 2.9	r 4.7
Countries & Areas n.s.	898	r 138.7	r 138.7	r 138.7	r 138.7	r 138.7

Tunisia (744)

In Millions of U.S. Dollars

		Exports (FOB)						Imports (CIF)					
		2016	2017Q1	2017Q2	2017Q3	2017Q4	2018Q1	2016	2017Q1	2017Q2	2017Q3	2017Q4	2018Q1
Memorandum Items													
Africa	605	1,164.0	269.2	251.8	234.9	266.0	288.8	948.0	214.0	204.3	245.4	299.7	175.8
Middle East	405	635.4	137.5	154.2	157.5	194.4	204.9	677.6	181.5	179.0	229.6	252.2	250.6
European Union	998	9,991.8	2,488.2	2,622.6	2,498.0	2,944.5	3,100.6	10,321.5	2,668.5	2,758.1	2,675.3	3,034.5	3,213.3
Export earnings: fuel	080	1,294.2	270.0	256.3	258.9	299.6	311.2	2,163.9	542.3	466.7	486.7	566.2	426.7
Export earnings: nonfuel	092	11,598.9	2,854.1	3,100.9	3,041.2	3,443.5	3,665.2	16,818.0	4,440.0	4,659.9	4,590.8	5,047.8	5,262.3

Turkey (186)

In Millions of U.S. Dollars

		Exports (FOB)						Imports (CIF)					
		2016	2017Q1	2017Q2	2017Q3	2017Q4	2018Q1	2016	2017Q1	2017Q2	2017Q3	2017Q4	2018Q1
IFS World		142,695.5	37,875.9	39,576.9	37,756.1	41,968.5	41,234.8	198,568.7	50,413.1	57,933.4	60,727.2	64,682.4	61,908.3
World	001	142,529.6	37,808.3	39,567.3	37,670.6	41,946.7	41,144.3	198,618.2	50,435.0	57,884.9	60,630.9	64,848.8	61,891.5
Advanced Economies	110	75,668.5	19,387.2	20,254.7	19,401.8	22,350.6	22,964.1	98,033.0	22,747.5	28,629.3	30,006.7	32,404.6	29,268.8
Euro Area	163	44,876.5	12,139.6	12,383.9	12,109.4	13,929.4	14,891.9	58,213.4	13,199.4	15,243.4	16,000.4	18,370.2	16,118.3
Austria	122	1,045.4	r 253.2	r 294.7	r 269.4	r 296.4	r 301.6	1,521.2	r 301.8	r 359.2	r 388.1	r 423.5	r 373.4
Belgium	124	2,548.2	r 773.3	r 768.6	r 745.0	r 864.6	r 1,058.2	3,200.8	r 819.1	r 964.7	r 942.1	r 1,003.0	r 1,020.7
Cyprus	423	0.6	0.1
Estonia	939	171.6	r 46.3	r 22.5	r 15.9	r 21.1	r 22.6	237.5	r 52.9	r 85.3	r 66.7	r 95.2	r 67.1
Finland	172	292.1	r 74.7	r 70.6	r 70.3	r 81.6	r 84.4	942.1	r 218.4	r 215.3	r 230.2	r 275.0	r 255.5
France	132	6,022.5	r 1,607.1	r 1,605.7	r 1,525.1	r 1,846.4	r 1,874.6	7,364.7	r 1,800.9	r 1,904.1	r 1,869.9	r 2,496.0	r 2,277.2
Germany	134	13,998.7	r 3,552.5	r 3,668.8	r 3,770.5	r 4,127.1	r 4,203.5	21,475.0	r 4,408.8	r 5,086.9	r 5,601.1	r 6,205.1	r 5,393.7
Greece	174	1,427.2	r 372.6	r 429.1	r 400.9	r 460.0	r 511.3	1,187.1	r 381.5	r 337.9	r 398.1	r 715.6	r 498.6
Ireland	178	494.5	r 122.2	r 124.8	r 96.3	r 183.7	r 135.0	824.4	r 229.4	r 250.1	r 258.8	r 232.0	r 255.1
Italy	136	7,580.8	r 2,113.3	r 2,143.8	r 1,863.7	r 2,352.7	r 2,562.7	10,218.4	r 2,340.3	r 2,827.2	r 2,955.9	r 3,181.3	r 2,747.6
Latvia	941	196.9	r 23.8	r 28.0	r 31.6	r 44.0	r 29.8	202.0	r 23.5	r 42.5	r 25.2	r 49.8	r 42.2
Lithuania	946	258.6	r 80.9	r 72.7	r 67.6	r 80.4	r 82.6	281.3	r 108.2	r 140.9	r 106.4	r 137.4	r 155.5
Luxembourg	137	59.9	r 6.6	r 7.2	r 7.4	r 14.5	r 19.2	134.5	r 28.1	r 31.0	r 35.0	r 30.4	r 38.2
Malta	181	238.6	r 162.0	r 152.6	r 151.1	r 74.3	r 108.0	39.1	r 7.6	r 12.7	r 11.7	r 20.2	r 7.2
Netherlands	138	3,589.4	r 884.5	r 869.8	r 928.2	r 1,182.0	r 1,267.3	3,000.3	r 740.5	r 896.1	r 1,015.3	r 1,095.7	r 929.0
Portugal	182	651.1	r 229.6	r 203.1	r 171.7	r 206.7	r 280.6	658.3	r 153.3	r 180.5	r 178.0	r 172.6	r 156.7
Slovak Republic	936	384.3	r 90.0	r 97.2	r 95.0	r 105.0	r 123.4	951.2	r 217.0	r 224.4	r 199.4	r 254.3	r 222.7
Slovenia	961	927.5	r 267.9	r 290.8	r 266.5	r 333.0	r 351.6	296.1	r 76.6	r 99.1	r 106.9	r 98.9	r 90.1
Spain	184	4,988.5	r 1,479.2	r 1,533.8	r 1,633.3	r 1,655.9	r 1,875.6	5,679.3	r 1,291.6	r 1,585.5	r 1,611.6	r 1,884.2	r 1,587.7
Australia	193	633.3	r 115.5	r 133.0	r 131.3	r 158.3	r 167.9	607.4	r 288.1	r 674.0	r 577.7	r 660.8	r 492.7
Canada	156	729.5	r 212.1	r 262.4	r 217.5	r 353.6	r 284.0	1,063.0	r 390.9	r 582.3	r 630.2	r 563.6	r 789.6
China,P.R.: Hong Kong	532	400.2	r 168.0	r 144.5	r 121.3	r 194.2	r 170.7	126.5	r 16.0	r 16.3	r 28.1	r 38.2	r 53.5
China,P.R.: Macao	546	5.7	r 0.0	r 0.0	r 0.1	r 0.1	r 0.0	0.1	r 0.0	r 0.0	r 0.0	r 0.0	r 0.0
Czech Republic	935	804.0	r 210.2	r 220.3	r 224.5	r 252.6	r 248.6	2,561.7	r 612.6	r 719.4	r 628.5	r 867.7	r 804.9
Denmark	128	947.5	r 215.2	r 243.3	r 250.0	r 302.9	r 249.5	910.6	r 173.5	r 191.2	r 226.3	r 217.5	r 202.2
Iceland	176	26.7	r 46.6	r 82.9	r 24.8	r 45.4	r 7.5	28.0	r 6.3	r 6.1	r 7.3	r 12.5	r 5.4
Israel	436	2,955.5	r 802.7	r 823.5	r 792.3	r 988.9	r 1,012.8	1,385.6	r 401.9	r 405.1	r 380.0	r 318.1	r 452.1
Japan	158	354.4	r 111.8	r 87.1	r 82.7	r 129.9	r 132.0	3,943.6	r 895.0	r 1,105.7	r 1,038.1	r 1,242.6	r 1,086.7
Korea, Republic of	542	518.8	r 114.5	r 120.9	r 143.2	r 205.6	r 201.3	6,384.2	r 1,294.1	r 1,489.0	r 1,852.8	r 1,973.0	r 1,745.4
New Zealand	196	95.7	r 27.7	r 26.9	r 24.9	r 24.5	r 33.0	46.6	r 10.2	r 6.8	r 7.3	r 10.6	r 6.7
Norway	142	559.1	r 112.0	r 100.7	r 169.9	r 164.2	r 154.0	627.5	r 211.2	r 159.3	r 196.6	r 273.2	r 198.5
San Marino	135	0.1	r 0.0	r 0.0	r 0.1	r 0.0	1.7	r 0.2	r 0.3	r 0.4	r 0.5	r 0.1
Singapore	576	417.9	r 345.5	r 88.7	r 91.8	r 152.9	r 70.1	363.2	r 82.8	r 94.7	r 94.8	r 127.9	r 105.3
Sweden	144	1,215.3	r 346.0	r 353.3	r 346.9	r 368.1	r 397.6	1,478.3	r 393.2	r 436.7	r 456.8	r 490.3	r 466.1
Switzerland	146	2,680.8	r 303.1	r 186.9	r 183.9	r 217.9	r 292.0	2,506.3	r 649.2	r 2,228.9	r 2,400.7	r 1,624.8	r 873.5
Taiwan Prov.of China	528	138.7	r 53.0	r 64.5	r 45.3	r 41.7	r 54.0	1,597.3	r 378.9	r 467.4	r 535.7	r 604.6	r 501.0
United Kingdom	112	11,685.8	r 2,247.1	r 2,321.2	r 2,419.1	r 2,615.8	r 2,627.5	5,320.2	r 1,333.1	r 1,593.9	r 1,616.6	r 2,004.9	r 2,343.5
United States	111	6,623.3	r 1,816.7	r 2,610.5	r 2,022.8	r 2,204.4	r 1,969.5	10,867.8	r 2,411.1	r 3,208.6	r 3,328.5	r 3,003.5	r 3,023.3
Emerg. & Dev. Economies	200	65,012.4	17,907.9	18,847.7	17,772.3	19,043.5	17,609.4	92,392.2	24,793.9	27,073.2	28,652.7	29,672.2	29,799.7
Emerg. & Dev. Asia	505	4,690.1	1,271.2	1,314.6	1,405.9	1,546.0	1,447.1	39,100.3	8,985.7	9,714.1	10,611.8	11,173.3	10,070.2
American Samoa	859	1.1	r 0.1	r 0.0	r 0.0	r 0.1	r 0.0	0.1	r 0.0	r 0.0	r 0.0	r 0.0	r 0.0
Bangladesh	513	263.8	r 57.7	r 63.4	r 73.2	r 100.1	r 79.6	881.0	r 227.1	r 206.4	r 146.9	r 156.7	r 136.1
Bhutan	514	0.1	r 0.0	r 0.0	r 0.0	r 0.0	0.2	r 0.2	r 0.7	r 0.1	r 1.5	r 0.4
Brunei Darussalam	516	8.1	r 0.4	r 0.5	r 0.3	r 0.3	r 0.8	0.0	r 0.0	r 0.0	r 0.0	r 0.0	r 0.0
Cambodia	522	14.2	r 3.0	r 3.8	r 5.3	r 5.3	r 3.5	77.2	r 18.5	r 12.7	r 23.9	r 22.1	r 21.4
China,P.R.: Mainland	924	2,328.0	r 631.6	r 701.8	r 784.0	r 818.8	r 701.1	25,441.4	r 5,263.5	r 5,500.0	r 6,390.6	r 6,216.6	r 6,040.0
Fiji	819	0.8	r 0.3	r 0.2	r 0.4	r 0.4	r 0.4	0.0	r 0.0	r 0.1	r 0.0	r 0.0	r 0.0
F.T. French Polynesia	887	2.9	r 0.6	r 0.8	r 0.9	r 1.1	r 1.6	0.0	r 0.0	r 0.0	r 0.0	r 0.0
F.T. New Caledonia	839	5.0	r 1.5	r 1.5	r 1.0	r 1.7	r 1.9	0.0	r 0.1
Guam	829	1.0	r 0.4	r 1.1	r 0.8	r 0.4	r 0.3	r 0.0	r 0.0
India	534	651.7	r 176.2	r 191.4	r 181.4	r 209.5	r 243.2	5,757.2	r 1,403.3	r 1,448.0	r 1,428.9	r 1,936.3	r 1,824.7
Indonesia	536	253.6	r 70.7	r 43.9	r 55.9	r 66.2	r 63.6	1,424.7	r 358.5	r 393.8	r 366.9	r 387.6	r 376.7
Kiribati	826	0.1	r 0.0	r 0.2	r 0.0	r 0.0	r 0.0	0.0
Lao People's Dem.Rep	544	2.2	r 0.1	r 0.1	r 0.2	r 1.0	r 0.3	1.5	r 0.7	r 0.9	r 1.2	r 1.7	r 1.4
Malaysia	548	321.6	r 83.6	r 62.7	r 53.7	r 86.2	r 95.9	1,997.0	r 771.3	r 827.6	r 766.3	r 773.4	r 612.2
Maldives	556	35.7	r 13.8	r 7.7	r 7.9	r 10.2	r 17.3	0.5	r 0.1	r 0.1	r 0.0

Turkey (186)

In Millions of U.S. Dollars

		Exports (FOB)						Imports (CIF)					
		2016	2017Q1	2017Q2	2017Q3	2017Q4	2018Q1	2016	2017Q1	2017Q2	2017Q3	2017Q4	2018Q1
Marshall Islands	867	116.8	r 29.6	r 26.8	r 63.3	r 35.4	r 29.2	8.8	r 4.9	r 12.5	r 1.5	r 7.8	r 0.2
Mongolia	948	24.2	r 4.5	r 6.6	r 6.3	r 7.1	r 6.5	5.2	r 0.1	r 0.3	r 0.6	r 0.9	r 1.5
Myanmar	518	27.3	r 10.1	r 9.1	r 6.9	r 5.6	r 5.7	11.1	r 3.7	r 4.8	r 7.7	r 9.5	r 6.2
Nauru	836	0.1	r 0.0	r 0.0	r 0.0
Nepal	558	10.0	r 1.6	r 17.3	r 12.8	r 8.1	r 19.0	31.3	r 10.8	r 15.1	r 15.8	r 13.3	r 13.2
Papua New Guinea	853	1.6	r 1.6	r 1.2	r 1.2	r 1.7	r 1.5	0.1	r 0.0	r 0.0	r 0.0	r 0.0
Philippines	566	106.7	r 33.9	r 42.5	r 23.8	r 32.7	r 21.0	122.4	r 27.8	r 37.1	r 34.7	r 46.2	r 35.2
Samoa	862	1.0	r 0.0	r 0.8	r 0.1	r 0.1	r 0.2	r 0.0
Sri Lanka	524	51.6	r 15.4	r 16.4	r 19.5	r 19.7	r 17.9	105.1	r 25.0	r 29.0	r 29.7	r 30.1	r 31.2
Thailand	578	163.9	r 37.3	r 36.5	r 42.9	r 49.1	r 61.9	1,482.3	r 446.6	r 499.7	r 506.0	r 530.9	r 382.7
Timor-Leste	537	0.1	r 0.0	r 0.0	r 0.0
Tonga	866	0.2	r 0.1	r 0.1	r 0.0	r 0.1
Tuvalu	869	0.3	r 0.1	r 0.1	r 0.1	r 0.0	r 0.1
Vanuatu	846	0.4	r 0.1	r 0.1	r 0.3	r 0.9	r 0.5	9.7	r 2.3	r 3.1	r 0.0
Vietnam	582	233.9	r 49.8	r 58.1	r 54.9	r 74.5	r 65.3	1,735.9	r 421.4	r 713.3	r 884.4	r 1,029.0	r 580.4
Asia n.s.	598	62.2	r 47.4	r 19.8	r 8.4	r 9.5	r 8.6	7.4	r 0.0	r 12.1	r 6.4	r 6.5	r 6.4
Europe	170	20,605.3	5,357.6	6,022.0	5,860.0	6,863.5	6,479.5	30,740.6	8,548.7	8,995.0	9,416.8	10,671.9	10,908.6
Emerg. & Dev. Europe	903	10,771.4	2,894.3	3,214.1	3,052.9	3,533.1	3,581.9	9,735.5	2,490.6	2,829.0	2,629.9	3,321.5	2,948.9
Albania	914	304.6	r 71.3	r 125.6	r 89.7	r 100.5	r 88.2	20.6	r 5.9	r 6.0	r 6.6	r 5.6	r 5.2
Bosnia and Herzegovina	963	309.0	r 72.1	r 87.9	r 89.4	r 99.1	r 99.0	288.3	r 71.6	r 71.5	r 46.1	r 79.7	r 83.2
Bulgaria	918	2,383.5	r 614.9	r 736.1	r 709.3	r 742.9	r 684.9	2,142.5	r 624.0	r 694.1	r 688.2	r 766.8	r 683.1
Croatia	960	277.9	r 78.6	r 76.7	r 76.5	r 82.0	r 105.6	133.5	r 41.2	r 42.5	r 68.2	r 65.0	r 40.6
Faroe Islands	816	0.2	r 0.0	r 0.1	r 0.0	r 0.1	r 0.1	0.1	r 0.0	r 0.0	r 0.1	r 0.2
Gibraltar	823	70.5	r 40.3	r 70.9	r 11.2	r 20.6	r 107.4	6.8	r 0.0	r 0.0	r 0.0
Hungary	944	831.8	r 237.3	r 283.5	r 271.1	r 288.3	r 295.3	1,301.1	r 343.1	r 412.3	r 313.2	r 444.8	r 406.7
Kosovo	967	260.7	r 51.7	r 74.2	r 70.6	r 73.9	r 63.7	8.5	r 1.5	r 1.9	r 2.5	r 2.6	r 3.0
Macedonia, FYR	962	378.0	r 78.3	r 88.1	r 87.8	r 106.1	r 93.4	82.6	r 19.3	r 23.2	r 27.1	r 31.5	r 27.7
Montenegro	943	51.8	r 12.0	r 16.2	r 13.3	r 18.6	r 14.8	23.4	r 5.9	r 5.1	r 6.7	r 6.4	r 5.8
Poland	964	2,650.5	r 781.1	r 729.5	r 694.5	r 865.7	r 874.1	3,244.2	r 763.9	r 814.1	r 788.4	r 1,079.6	r 864.1
Romania	968	2,671.2	r 707.6	r 749.0	r 762.4	r 920.1	r 937.7	2,195.7	r 552.0	r 607.0	r 576.7	r 744.4	r 741.9
Serbia, Republic of	942	581.7	r 149.2	r 176.4	r 176.8	r 215.1	r 217.6	288.2	r 62.3	r 151.1	r 106.1	r 94.8	r 87.8
CIS	901	8,926.5	2,239.7	2,553.3	2,518.5	2,999.6	2,617.1	20,940.5	6,035.4	6,147.0	6,773.1	7,339.1	7,931.9
Armenia	911	0.0	r 0.0	r 0.0	r 0.0	1.4	r 0.3	r 0.3	r 0.9	r 0.7	r 0.4
Azerbaijan, Rep. of	912	1,285.1	r 287.1	r 337.5	r 343.8	r 388.5	r 341.1	278.1	r 87.5	r 93.4	r 92.5	r 77.5	r 80.4
Belarus	913	357.5	r 112.5	r 89.5	r 93.3	r 126.8	r 108.1	102.6	r 36.6	r 47.9	r 55.2	r 43.3	r 64.6
Georgia	915	1,176.6	r 246.1	r 301.5	r 310.4	r 350.7	r 300.5	211.7	r 50.6	r 61.0	r 60.1	r 43.6	r 99.5
Kazakhstan	916	623.7	r 159.4	r 214.2	r 195.6	r 177.0	r 173.7	1,093.9	r 333.2	r 351.5	r 367.5	r 411.0	r 410.2
Kyrgyz Republic	917	308.9	r 89.0	r 79.5	r 97.3	r 77.8	r 88.4	101.1	r 32.4	r 36.0	r 56.0	r 19.5	r 20.8
Moldova	921	262.4	r 79.6	r 73.5	r 63.5	r 68.0	r 64.0	147.7	r 57.6	r 57.4	r 32.7	r 32.8	r 65.8
Russian Federation	922	1,733.0	r 497.6	r 628.5	r 668.3	r 940.0	r 815.4	15,162.4	r 4,383.7	r 4,336.3	r 5,211.1	r 5,583.1	r 6,005.0
Tajikistan	923	151.6	r 38.6	r 35.4	r 37.8	r 44.1	r 42.0	162.3	r 50.0	r 51.2	r 38.3	r 58.3	r 50.0
Turkmenistan	925	1,241.5	r 273.9	r 345.9	r 218.9	r 199.3	r 120.4	422.5	r 125.8	r 144.4	r 52.8	r 80.5	r 92.3
Ukraine	926	1,253.2	r 318.7	r 285.4	r 314.7	r 421.9	r 328.6	2,547.6	r 704.4	r 786.9	r 579.5	r 746.4	r 816.5
Uzbekistan	927	533.0	r 137.3	r 162.3	r 174.9	r 205.6	r 235.0	709.3	r 173.3	r 180.8	r 226.6	r 242.6	r 226.3
Europe n.s.	884	907.3	r 223.6	r 254.5	r 288.6	r 330.8	r 280.5	64.6	r 22.7	r 19.0	r 13.8	r 11.4	r 27.8
Mid East, N Africa, Pak	440	34,861.8	9,921.0	10,062.4	9,066.1	9,091.0	8,049.2	15,424.6	5,244.2	5,904.9	6,129.4	5,041.0	5,749.1
Afghanistan, I.R. of	512	145.6	r 36.0	r 40.0	r 43.3	r 53.0	r 34.1	9.4	r 2.0	r 1.6	r 2.2	r 3.1	r 3.7
Algeria	612	1,736.4	r 454.4	r 465.2	r 366.5	r 426.8	r 492.8	463.8	r 131.9	r 144.2	r 209.4	r 281.3	r 217.9
Bahrain, Kingdom of	419	193.3	r 57.6	r 50.7	r 41.6	r 77.5	r 77.5	127.8	r 41.3	r 50.5	r 59.2	r 35.8	r 56.7
Djibouti	611	77.9	r 22.2	r 30.1	r 25.6	r 24.6	r 47.1	0.1	r 0.1	r 0.1	r 0.1	r 0.1	r 0.0
Egypt	469	2,732.9	r 573.6	r 499.8	r 525.1	r 762.3	r 663.5	1,443.4	r 471.4	r 521.9	r 498.0	r 506.2	r 628.7
Iran, I.R. of	429	4,966.2	r 802.2	r 734.3	r 778.1	r 944.7	r 760.0	4,699.8	r 1,759.5	r 2,023.8	r 2,052.3	r 1,656.4	r 1,882.2
Iraq	433	7,636.7	r 2,311.8	r 2,302.8	r 2,395.5	r 2,044.5	r 2,000.7	836.3	r 278.2	r 429.3	r 761.6	r 58.5	r 270.0
Jordan	439	710.8	r 162.7	r 189.7	r 144.6	r 185.4	r 173.5	102.3	r 38.5	r 9.5	r 24.0	r 40.6	r 18.0
Kuwait	443	431.3	r 106.6	r 116.5	r 99.2	r 117.5	r 136.2	110.7	r 45.5	r 44.9	r 40.7	r 38.3	r 54.0
Lebanon	446	734.7	r 229.3	r 203.5	r 211.6	r 245.0	r 227.4	81.8	r 30.3	r 29.7	r 41.7	r 29.5	r 55.7
Libya	672	906.1	r 210.9	r 218.2	r 167.6	r 284.1	r 250.6	161.0	r 52.3	r 76.4	r 55.6	r 63.7	r 98.7
Mauritania	682	73.2	r 17.3	r 24.4	r 19.8	r 25.2	r 47.8	15.1	r 8.9	r 8.4	r 9.7	r 18.2	r 4.4
Morocco	686	1,469.0	r 406.2	r 401.4	r 383.0	r 467.1	r 505.5	918.2	r 199.4	r 217.9	r 213.6	r 293.1	r 179.1
Oman	449	243.8	r 50.9	r 52.8	r 51.7	r 66.0	r 89.3	49.1	r 17.2	r 34.0	r 29.7	r 14.2	r 10.4

Turkey (186)

In Millions of U.S. Dollars

		Exports (FOB)						Imports (CIF)					
		2016	2017Q1	2017Q2	2017Q3	2017Q4	2018Q1	2016	2017Q1	2017Q2	2017Q3	2017Q4	2018Q1
Pakistan	564	346.9	r 79.2	r 87.4	r 76.6	r 109.0	r 107.1	263.4	r 64.3	r 79.4	r 96.7	r 82.7	r 85.1
Qatar	453	439.1	r 100.5	r 122.9	r 173.6	r 251.9	r 263.0	271.1	r 60.7	r 67.0	r 56.1	r 80.3	r 90.9
Saudi Arabia	456	3,172.1	r 737.9	r 758.2	r 567.6	r 670.8	r 650.3	1,835.2	r 428.1	r 436.7	r 632.2	r 613.1	r 628.2
Somalia	726	115.9	r 26.9	r 40.7	r 38.9	r 36.4	r 41.6	2.2	r 0.1	r 0.1	r 0.5	r 0.2	r 1.8
Sudan	732	460.5	r 111.5	r 119.4	r 68.1	r 96.2	r 85.5	49.6	r 26.8	r 29.2	r 18.4	r 11.8	r 20.2
Syrian Arab Republic	463	1,322.0	r 376.3	r 310.0	r 311.8	r 365.0	r 306.1	65.4	r 16.2	r 12.3	r 20.5	r 21.5	r 27.1
Tunisia	744	910.6	r 229.0	r 200.6	r 211.7	r 271.3	r 247.4	214.4	r 30.2	r 30.1	r 76.1	r 70.1	r 42.2
United Arab Emirates	466	5,407.0	r 2,621.9	r 2,948.2	r 2,258.2	r 1,355.9	r 625.8	3,701.2	r 1,540.2	r 1,655.6	r 1,230.6	r 1,120.5	r 1,372.4
West Bank and Gaza	487	94.4	r 25.2	r 26.0	r 15.5	r 20.7	r 19.3	3.4	r 1.2	r 1.7	r 0.4	r 1.7	r 1.5
Yemen, Republic of	474	535.5	r 170.8	r 119.6	r 90.9	r 190.0	r 196.9	0.0	r 0.6	r 0.0	r 0.0	r 0.4
Sub-Saharan Africa	603	2,923.5	798.7	863.2	859.3	900.2	894.6	2,087.7	499.2	780.5	844.0	777.5	769.7
Angola	614	128.9	r 45.2	r 37.6	r 45.8	r 57.8	r 50.6	5.9	r 0.3	r 0.4	r 0.3	r 0.4	r 0.3
Benin	638	84.3	r 13.3	r 21.6	r 24.3	r 33.7	r 30.0	2.8	r 0.2	r 0.2	r 17.6	r 4.3	r 2.7
Botswana	616	2.9	r 0.2	r 0.3	r 1.0	r 0.4	r 0.2	0.0	r 0.0	r 0.0	r 0.0
Burkina Faso	748	24.7	r 5.8	r 9.0	r 6.4	r 6.0	r 11.8	44.7	r 6.4	r 23.0	r 31.2	r 3.0	r 1.7
Burundi	618	1.9	r 0.3	r 0.5	r 0.6	r 0.6	r 0.6	0.0	r 0.0	r 0.1	r 0.0	r 0.1
Cabo Verde	624	4.2	r 1.2	r 0.7	r 0.9	r 1.4	r 0.9	2.6	r 0.7	r 0.4	r 0.2
Cameroon	622	66.6	r 20.7	r 20.8	r 22.4	r 34.1	r 31.7	45.3	r 11.5	r 17.4	r 17.3	r 7.6	r 6.1
Central African Rep.	626	0.8	r 0.1	r 1.2	r 0.3	r 0.2	r 0.4	2.8	r 0.2	r 0.2	r 0.3	r 0.3	r 0.2
Chad	628	18.5	r 4.7	r 4.8	r 4.3	r 3.9	r 5.2	23.7	r 5.4	r 7.7	r 10.3	r 4.0	r 5.7
Comoros	632	4.8	r 1.2	r 1.5	r 1.5	r 1.9	r 2.4	0.0	r 0.7	r 0.4	r 2.2	r 0.3
Congo, Dem. Rep. of	636	25.7	r 8.2	r 4.7	r 4.9	r 9.2	r 7.6	34.5	r 1.9	r 4.0	r 0.2	r 3.3	r 1.4
Congo, Republic of	634	103.4	r 13.4	r 14.4	r 14.4	r 15.2	r 14.6	7.7	r 1.6	r 4.1	r 1.2	r 1.6	r 0.8
Côte d'Ivoire	662	109.9	r 40.6	r 32.4	r 32.4	r 37.0	r 46.4	251.3	r 98.0	r 85.8	r 57.1	r 59.8	r 58.0
Equatorial Guinea	642	23.6	r 6.5	r 5.4	r 5.0	r 4.8	r 5.9	0.7	r 0.0	r 0.0	r 0.1
Eritrea	643	15.7	r 4.6	r 3.0	r 4.1	r 2.0	r 4.7	2.4
Ethiopia	644	404.4	r 92.8	r 85.4	r 93.2	r 67.1	r 64.8	35.3	r 7.4	r 9.5	r 6.5	r 8.1	r 10.5
Gabon	646	24.0	r 14.6	r 6.5	r 6.0	r 13.1	r 7.5	1.7	r 0.2	r 0.6	r 1.4	r 1.2	r 0.1
Gambia, The	648	18.2	r 3.4	r 7.0	r 14.7	r 13.3	r 11.7	0.0	r 0.0
Ghana	652	298.5	r 60.3	r 60.2	r 49.8	r 54.3	r 62.6	180.5	r 40.7	r 23.4	r 31.7	r 32.2	r 21.9
Guinea	656	62.3	r 21.4	r 23.5	r 18.7	r 32.2	r 22.1	6.4	r 0.5	r 7.6	r 5.5	r 4.5	r 45.4
Guinea-Bissau	654	4.1	r 0.4	r 1.8	r 0.9	r 0.7	r 0.7	1.6	r 0.4	r 0.5	r 0.1
Kenya	664	127.8	r 26.9	r 41.7	r 51.1	r 32.7	r 35.3	13.2	r 3.2	r 3.3	r 4.6	r 6.0	r 4.0
Lesotho	666	0.3	r 0.1	r 0.0	r 0.5	r 0.8	r 0.1	0.0	r 0.0	r 0.0	r 0.0	r 0.0	r 0.0
Liberia	668	64.6	r 19.4	r 45.0	r 32.3	r 22.0	r 26.9	9.0	r 0.0	r 1.7	r 0.9	r 6.0	r 13.2
Madagascar	674	59.3	r 21.1	r 13.8	r 20.1	r 18.2	r 16.3	4.9	r 0.8	r 0.8	r 1.0	r 2.4	r 1.1
Malawi	676	2.2	r 1.3	r 0.6	r 0.3	r 0.6	r 1.3	16.2	r 3.9	r 3.2	r 5.3	r 4.6	r 4.8
Mali	678	64.7	r 15.3	r 15.9	r 12.5	r 8.6	r 9.4	9.1	r 2.7	r 8.6	r 7.2	r 11.4	r 4.0
Mauritius	684	35.5	r 27.8	r 10.6	r 12.5	r 14.2	r 13.6	5.0	r 1.1	r 1.0	r 1.1	r 0.6	r 0.9
Mozambique	688	24.2	r 6.1	r 5.9	r 6.3	r 7.1	r 6.9	90.8	r 21.2	r 49.5	r 30.4	r 35.6	r 31.6
Namibia	728	40.9	r 24.3	r 21.3	r 3.3	r 6.6	r 8.0	0.8	r 0.3	r 0.2	r 0.2	r 0.1	r 1.1
Niger	692	23.9	r 6.9	r 10.0	r 11.3	r 10.0	r 8.8	0.1	r 0.0	r 0.0	r 0.0	r 0.8	r 2.1
Nigeria	694	241.6	r 58.2	r 115.6	r 78.6	r 83.0	r 77.7	157.8	r 50.3	r 35.4	r 41.1	r 29.4	r 31.2
Rwanda	714	29.5	r 15.1	r 11.0	r 11.4	r 5.1	r 4.3	0.1	r 0.1	r 0.0	r 0.0	r 0.0	r 0.0
São Tomé & Príncipe	716	0.7	r 0.1	r 0.3	r 0.2	r 0.3	r 0.6	0.0	r 0.0
Senegal	722	154.4	r 48.4	r 58.8	r 51.6	r 84.9	r 77.7	6.1	r 0.8	r 1.5	r 1.6	r 1.1	r 0.7
Seychelles	718	6.2	r 1.7	r 1.7	r 1.8	r 1.6	r 2.3	5.3	r 1.7	r 2.2	r 2.6	r 7.4	r 2.2
Sierra Leone	724	39.7	r 12.4	r 12.2	r 13.0	r 13.0	r 12.1	4.1	r 0.0	r 0.0	r 0.9	r 0.0	r 1.1
South Africa	199	405.9	r 105.7	r 104.0	r 146.0	r 129.4	r 134.8	1,058.1	r 224.0	r 469.6	r 534.8	r 516.1	r 499.5
South Sudan, Rep. of	733	0.2	r 0.3	r 0.7	r 1.0	r 0.5	r 0.5	r 0.2	r 0.1
Swaziland	734	0.5	r 0.8	r 0.0	r 0.0	r 0.3	r 0.4	0.0	r 0.0	r 0.0	r 0.2	r 0.1	r 0.0
Tanzania	738	95.6	r 28.0	r 28.1	r 28.1	r 31.6	r 40.9	23.1	r 6.0	r 7.9	r 19.9	r 14.9	r 7.9
Togo	742	34.1	r 8.2	r 11.1	r 14.7	r 24.9	r 17.3	5.8	r 2.9	r 4.4	r 4.2	r 0.6	r 0.9
Uganda	746	21.0	r 5.7	r 5.2	r 5.7	r 7.1	r 8.2	10.9	r 2.3	r 3.1	r 1.8	r 1.3	r 2.3
Zambia	754	14.3	r 4.2	r 4.6	r 2.6	r 5.2	r 4.1	5.2	r 0.4	r 0.9	r 1.9	r 2.0	r 0.2
Zimbabwe	698	4.6	r 0.8	r 1.4	r 1.5	r 1.7	r 3.2	11.9	r 1.5	r 2.2	r 3.5	r 3.5	r 4.8
Africa n.s.	799	4.3	r 1.1	r 1.3	r 1.5	r 2.1	r 1.4	0.1	r 0.0	r 0.0	r 0.0	r 0.0
Western Hemisphere	205	1,931.7	559.4	585.5	581.1	642.7	739.1	5,039.1	1,516.1	1,678.6	1,650.7	2,008.5	2,302.3
Anguilla	312	0.1	r 0.0	r 0.1	r 0.0	0.0	r 0.0	r 0.0	r 0.0
Antigua and Barbuda	311	4.6	r 1.0	r 0.9	r 2.0	r 1.7	r 1.6	0.8	r 0.0	r 0.6	r 0.0	r 0.0	r 0.0

Turkey (186)

In Millions of U.S. Dollars

		Exports (FOB)						Imports (CIF)					
		2016	2017Q1	2017Q2	2017Q3	2017Q4	2018Q1	2016	2017Q1	2017Q2	2017Q3	2017Q4	2018Q1
Argentina	213	126.9	r 30.4	r 40.4	r 40.5	r 48.0	r 50.4	382.2	r 138.2	r 123.8	r 80.3	r 108.0	r 109.2
Aruba	314	0.9	r 0.2	r 0.3	r 0.2	r 0.4	r 0.4	0.0	r 0.0	r 0.0
Bahamas, The	313	9.9	r 2.1	r 2.4	r 3.6	r 1.6	r 2.0	0.0	r 0.0	r 0.0	r 2.5
Barbados	316	5.4	r 1.2	r 1.3	r 1.2	r 1.8	r 1.3	0.0	r 0.0	r 1.1	r 0.0
Belize	339	5.7	r 0.9	r 1.2	r 1.5	r 1.1	r 1.7	1.5	r 0.0	r 1.0	r 0.0	r 0.0	r 0.3
Bermuda	319	0.8	r 0.2	r 0.2	r 0.1	r 0.4	r 0.2	0.0	r 0.0	r 0.0	r 0.0
Bolivia	218	14.6	r 4.9	r 4.6	r 5.9	r 5.7	r 7.1	18.3	r 15.0	r 13.6	r 23.8	r 21.4	r 21.0
Brazil	223	333.7	r 89.7	r 89.2	r 100.3	r 105.7	r 116.8	1,788.0	r 584.2	r 510.3	r 602.0	r 848.5	r 628.7
Chile	228	217.2	r 72.0	r 67.0	r 61.9	r 53.7	r 84.4	233.0	r 48.6	r 78.3	r 70.5	r 67.6	r 89.2
Colombia	233	185.1	r 59.2	r 42.1	r 35.6	r 47.7	r 45.6	953.0	r 399.2	r 287.4	r 405.9	r 518.1	r 476.2
Costa Rica	238	46.9	r 9.0	r 16.4	r 13.8	r 12.2	r 18.4	43.7	r 10.2	r 9.7	r 9.9	r 13.8	r 12.3
Curacao	354	4.4	r 0.4	11.2	r 8.4
Dominica	321	0.5	r 0.1	r 0.2	r 0.1	r 0.1	r 0.2	r 0.1	r 0.0	r 0.0	r 0.0	r 0.0
Dominican Republic	243	40.4	r 15.9	r 17.1	r 17.3	r 17.8	r 23.8	12.5	r 3.5	r 3.6	r 4.2	r 4.3	r 3.3
Ecuador	248	38.5	r 8.5	r 10.5	r 9.4	r 9.9	r 13.0	97.3	r 24.1	r 28.3	r 28.7	r 18.5	r 23.5
El Salvador	253	5.6	r 1.5	r 8.3	r 2.2	r 13.6	r 6.9	5.0	r 1.6	r 1.2	r 0.5	r 0.6	r 0.5
Greenland	326	51.5	r 0.0	r 0.0	0.0	r 0.0
Grenada	328	0.7	r 0.2	r 0.7	r 0.3	r 0.3	r 0.3	0.0	r 0.0
Guatemala	258	30.8	r 11.2	r 14.3	r 6.7	r 6.4	r 10.2	11.0	r 3.3	r 2.5	r 2.2	r 2.6	r 1.7
Guyana	336	10.1	r 5.2	r 3.7	r 8.0	r 6.1	r 8.4	0.0	r 0.9	r 1.3	r 1.9	r 1.9
Haiti	263	21.8	r 19.0	r 21.0	r 25.7	r 20.5	r 13.8	0.3	r 0.1	r 0.2	r 0.0	r 0.0	r 0.0
Honduras	268	7.1	r 3.6	r 4.4	r 3.7	r 2.0	r 8.4	3.9	r 0.8	r 1.1	r 1.3	r 1.2	r 0.7
Jamaica	343	17.4	r 11.1	r 22.8	r 6.8	r 10.4	r 19.7	0.1	r 0.0	r 0.0	r 0.0	r 0.1	r 0.2
Mexico	273	443.7	r 110.5	r 102.7	r 108.1	r 120.1	r 134.2	820.9	r 144.1	r 209.5	r 184.0	r 234.3	r 177.1
Nicaragua	278	4.0	r 2.9	r 2.4	r 4.3	r 1.2	r 2.3	0.3	r 0.1	r 0.1	r 0.0	r 0.1	r 0.2
Panama	283	96.0	r 36.3	r 37.2	r 40.1	r 84.2	r 69.5	12.2	r 9.7	r 6.3	r 7.2	r 5.5	r 4.7
Paraguay	288	19.1	r 5.1	r 9.0	r 7.8	r 7.7	r 11.2	260.4	r 0.2	r 182.1	r 105.7	r 12.6	r 6.9
Peru	293	86.2	r 28.4	r 21.8	r 28.5	r 29.8	r 30.2	59.9	r 14.9	r 15.1	r 21.3	r 24.4	r 27.6
St. Kitts and Nevis	361	3.5	r 0.5	r 0.4	r 0.1	r 1.2	r 3.8	6.9	r 2.6	r 4.5	r 0.0
St. Lucia	362	1.6	r 0.5	r 0.4	r 0.4	r 0.6	r 0.4	0.1	r 0.1	r 0.0	r 0.0	r 0.0	r 0.0
St. Vincent & Grens.	364	3.5	r 1.1	r 0.6	r 0.8	r 0.9	r 0.6	0.2	r 0.9
Suriname	366	8.4	r 2.1	r 2.6	r 3.1	r 4.5	r 3.7	0.4	r 0.0	r 0.0	r 0.1	r 0.1	r 0.0
Trinidad and Tobago	369	30.2	r 9.5	r 18.6	r 15.6	r 7.0	r 12.9	16.3	r 5.3	r 8.1	r 3.2	r 8.5	r 0.4
Uruguay	298	37.1	r 8.8	r 10.5	r 9.9	r 12.6	r 10.8	234.4	r 80.9	r 157.9	r 55.6	r 94.2	r 155.6
Venezuela, Rep. Bol.	299	18.0	r 6.4	r 10.0	r 15.4	r 5.6	r 25.0	65.3	r 23.5	r 36.9	r 39.3	r 16.9	r 558.6
Other Countries n.i.e	910	6.9	5.9	3.5	5.2	5.8	7.9	20.0	3.7	3.5	3.8	4.3	2.4
Cuba	928	6.3	r 5.9	r 3.5	r 5.2	r 5.8	r 7.2	13.7	r 3.4	r 3.0	r 3.3	r 3.8	r 1.9
Korea, Dem. People's Rep.	954	0.6	r 0.0	r 0.0	r 0.1	r 0.7	6.3	r 0.3	r 0.5	r 0.5	r 0.5	r 0.5
Special Categories	899	1,821.5	r 499.0	r 460.1	r 490.0	r 545.4	r 559.1	1,434.9	r 338.7	r 380.4	r 432.4	r 412.8	r 368.4
Countries & Areas n.s.	898	20.3	r 8.3	r 1.4	r 1.3	r 1.3	r 3.7	6,738.1	r 2,551.2	r 1,798.5	r 1,535.2	r 2,354.8	r 2,452.3
Memorandum Items													
Africa	605	7,766.8	2,065.9	2,144.2	1,972.0	2,247.5	2,361.7	3,751.1	896.5	1,210.3	1,371.8	1,452.4	1,235.1
Middle East	405	29,525.8	8,538.2	8,653.3	7,832.5	7,581.3	6,440.3	13,488.4	4,780.7	5,394.0	5,502.6	4,280.3	5,194.8
European Union	998	68,343.9	17,577.6	18,096.8	17,863.8	20,367.9	21,312.7	77,501.2	18,035.8	20,754.6	21,363.3	25,051.4	22,671.2
Export earnings: fuel	080	31,385.4	9,075.4	9,686.8	8,654.4	8,389.1	7,260.2	30,560.5	9,810.0	10,311.2	11,406.6	10,734.3	12,387.7
Export earnings: nonfuel	092	111,144.2	28,732.9	29,880.6	29,016.3	33,557.6	33,884.1	168,057.7	40,625.1	47,573.7	49,224.3	54,114.5	49,503.9

Turkmenistan (925)

In Millions of U.S. Dollars

		Exports (FOB)						Imports (CIF)					
		2016	2017Q1	2017Q2	2017Q3	2017Q4	2018Q1	2016	2017Q1	2017Q2	2017Q3	2017Q4	2018Q1
IFS World	
World	001	7,547.9	1,947.4	2,026.9	1,846.6	1,674.3	2,057.4	5,215.2	1,018.7	1,661.7	1,125.2	772.6	438.3
Advanced Economies	110	575.6	90.6	70.8	33.3	27.2	20.1	2,238.1	449.2	558.9	337.2	260.9	149.7
Euro Area	163	535.3	83.5	49.8	25.3	22.9	16.1	1,121.1	206.2	291.5	209.1	195.1	100.9
Austria	122	1.5	r 0.0	r 0.4	r 0.6	r 0.1	42.3	r 10.0	r 8.2	r 6.1	r 11.5	r 10.5
Belgium	124	1.3	r 0.2	r 0.0	r 0.0	r 0.0	r 0.1	34.2	r 4.2	r 3.5	r 5.2	r 3.3	r 1.8
Cyprus	423	0.2	r 0.1	r 0.0
Estonia	939	1.5	r 3.4	r 0.3	r 0.5	r 0.0	r 0.2
Finland	172	0.0	15.1	r 4.6	r 5.1	r 1.9	r 1.4	r 1.1
France	132	32.5	r 1.5	r 1.0	r 1.0	r 0.5	r 1.4	144.2	r 13.7	r 17.0	r 37.9	r 19.4	r 14.5
Germany	134	53.0	r 2.1	r 1.3	r 0.9	r 0.6	r 0.3	411.5	r 89.3	r 182.6	r 94.7	r 70.5	r 36.5
Greece	174	40.8	r 0.0	r 20.5	r 4.5	r 12.3	58.7	r 0.5	r 1.1	r 0.5	r 0.1
Ireland	178	1.1	r 0.0	r 0.0	r 0.4	r 0.1	5.4	r 16.7	r 12.1	r 1.1	r 0.4	r 0.4
Italy	136	398.7	r 78.5	r 34.4	r 0.3	r 14.4	r 1.3	262.6	r 36.3	r 32.3	r 33.4	r 32.0	r 8.7
Latvia	941	r 0.0	24.5	r 5.7	r 3.7	r 2.1	r 4.4	r 7.0
Lithuania	946	0.8	r 0.1	r 0.0	r 0.1	r 0.1	21.0	r 3.5	r 2.3	r 3.0	r 3.6	r 2.2
Luxembourg	137	0.9	r 1.6	r 0.1	r 0.3	r 0.1	r 0.1
Malta	181	0.0	0.0	r 2.8	r 0.0
Netherlands	138	0.9	r 0.0	r 0.0	r 1.1	r 1.1	r 0.1	50.2	r 10.0	r 15.6	r 15.0	r 43.7	r 15.2
Portugal	182	1.2	r 0.8	r 0.9	r 0.5	r 0.6	r 0.4	2.4	r 0.0	r 0.1	r 0.7	r 0.0
Slovak Republic	936	0.1	1.7	r 0.4	r 0.8	r 0.5	r 0.3	r 0.1
Slovenia	961	e 0.0	23.6	r 3.0	r 4.5	r 2.6	r 2.6	r 1.7
Spain	184	3.4	r 0.2	r 12.1	r 0.6	r 0.0	r 0.1	21.3	r 3.3	r 2.5	r 1.5	r 1.1	r 0.9
Australia	193	1.6	r 1.6	r 0.0	0.4	r 0.0	r 0.1	r 0.8	r 0.0
Canada	156	0.3	r 0.1	r 0.0	r 0.0	r 0.0	r 0.0	5.2	r 5.6	r 0.5	r 8.7	r 9.8	r 9.2
China,P.R.: Hong Kong	532	0.3	r 0.1	r 0.0	7.8	r 2.0	r 0.6	r 0.6	r 0.6	r 0.3
Czech Republic	935	0.4	r 0.0	r 0.2	r 0.1	r 0.0	26.0	r 6.4	r 10.2	r 2.2	r 2.5	r 2.9
Denmark	128	0.0	r 0.0	5.2	r 1.4	r 6.7	r 18.0	r 1.1	r 0.5
Israel	436	0.0	r 0.1	2.2	r 0.8	r 0.4	r 2.9	r 0.5	r 0.3
Japan	158	0.1	r 0.0	r 0.0	r 0.0	r 0.0	430.2	r 47.4	r 26.0	r 6.8	r 6.2	r 8.9
Korea, Republic of	542	0.1	r 0.0	r 0.0	r 0.0	r 0.0	r 0.1	392.1	r 55.4	r 71.2	r 16.0	r 6.8	r 4.3
New Zealand	196	e 0.0	e 0.0	e 0.0	e 0.0	e 0.0	r 0.2
Norway	142	0.1	r 0.0	r 0.0	r 0.1	r 0.0	1.0	r 0.1	r 0.0	r 0.4	r 0.1	r 0.4
Singapore	576	1.1	r 0.0	r 0.3	r 0.0	r 0.0	r 0.0	10.3	r 4.8	r 1.6	r 1.5	r 6.5	r 2.7
Sweden	144	0.0	r 0.0	r 0.0	r 0.0	r 0.0	r 0.0	47.4	r 0.2	r 1.5	r 0.1	r 0.2	r 0.5
Switzerland	146	0.7	r 0.1	r 0.3	r 0.1	r 0.1	r 0.3	23.3	r 6.1	r 8.3	r 2.1	r 3.3	r 2.3
Taiwan Prov.of China	528	0.0	5.3	r 0.1
United Kingdom	112	18.8	r 3.6	r 16.5	r 3.4	r 0.7	r 1.4	48.0	r 9.6	r 10.2	r 14.3	r 16.2	r 12.4
United States	111	16.8	r 1.7	r 3.6	r 4.2	r 3.5	r 2.0	112.8	r 103.2	r 130.0	r 53.8	r 11.9	r 4.1
Emerg. & Dev. Economies	200	6,972.4	1,856.8	1,956.1	1,813.3	1,647.2	2,037.3	2,977.1	569.5	1,102.8	788.0	511.7	288.6
Emerg. & Dev. Asia	505	5,420.7	1,599.7	1,686.2	1,620.6	1,430.8	1,847.1	462.1	84.3	171.7	147.9	89.0	54.7
Bangladesh	513	e 146.0	e 36.4	e 32.1	e 19.7	e 24.3	e 30.4
China,P.R.: Mainland	924	5,248.4	r 1,560.6	r 1,647.7	r 1,594.3	r 1,400.4	r 1,804.2	361.4	r 65.2	r 149.2	r 122.5	r 66.3	r 46.4
India	534	20.5	r 1.7	r 1.3	r 5.5	r 5.1	r 12.2	60.7	r 13.1	r 13.3	r 19.1	r 17.8	r 7.4
Indonesia	536	e 2.1	e 0.6	e 0.4	e 0.6	e 0.2	e 0.2	7.9	r 2.1	r 0.9	r 0.9	r 0.7	r 0.5
Malaysia	548	0.9	r 2.7	22.0	r 1.8	r 6.1	r 2.9	r 3.7
Myanmar	518	e 0.0	e 0.5	e 0.4	e 0.4	e 0.5
Sri Lanka	524	e 0.0	0.7	r 0.1	r 0.1	r 0.0
Thailand	578	2.8	r 0.0	r 1.6	r 0.2	r 0.3	r 0.2	9.4	r 2.1	r 2.2	r 2.4	r 0.4	r 0.3
Europe	170	1,184.1	239.7	251.4	183.9	201.0	185.5	2,499.2	483.5	540.1	372.5	418.0	225.9
Emerg. & Dev. Europe	903	513.3	151.0	150.8	55.1	82.7	89.5	1,442.1	307.6	388.2	241.7	229.0	135.4
Albania	914	0.7	r 0.3	r 0.9	e 0.7	e 0.1
Bosnia and Herzegovina	963	e 0.0	e 0.1	e 0.0	e 0.0
Bulgaria	918	9.7	r 2.1	r 2.3	r 2.6	r 2.2	r 0.9	3.1	r 0.7	r 0.6	r 0.9	r 0.5	r 0.2
Croatia	960	e 2.5	e 0.0	e 1.0	e 0.2	e 0.1
Hungary	944	1.6	r 0.0	r 0.0	r 0.0	r 0.0	31.9	r 3.2	r 4.7	r 3.7	r 4.2	r 2.3
Macedonia, FYR	962	e 0.9	e 0.0	e 0.0	e 0.0	e 0.0	e 0.0	0.1
Poland	964	2.8	r 0.3	r 0.4	r 0.1	r 0.4	r 1.4	57.6	r 11.5	r 13.0	r 4.8	r 11.6	r 4.8
Romania	968	98.6	r 29.5	r 11.0	r 2.4	r 4.0	r 0.0	29.1	r 1.9	r 2.2	r 0.2	r 1.3	r 0.4
Serbia, Republic of	942	e 0.3	e 0.0	e 0.1	e 0.1	e 0.1	e 0.1	e 1.3	e 0.0

Turkmenistan (925)

In Millions of U.S. Dollars

		Exports (FOB)						Imports (CIF)					
		2016	2017Q1	2017Q2	2017Q3	2017Q4	2018Q1	2016	2017Q1	2017Q2	2017Q3	2017Q4	2018Q1
Turkey	186	398.6	r 118.7	r 136.2	r 49.8	r 75.9	r 87.1	1,316.0	r 290.3	r 366.6	r 232.1	r 211.2	r 127.6
CIS	901	670.9	88.7	100.6	128.8	118.4	96.1	1,057.0	175.9	151.9	130.8	189.0	90.5
Armenia	911	4.4	r 0.1	r 0.0	r 6.5	r 3.0	r 0.4	5.1	r 1.7	r 1.1	r 1.7	r 2.0	r 0.5
Azerbaijan, Rep. of	912	36.3	r 24.3	r 8.5	r 35.1	r 35.9	r 32.0	120.6	r 13.2	r 22.1	r 10.9	r 11.2	r 5.4
Belarus	913	7.3	r 0.4	r 0.9	r 1.5	r 0.7	r 1.1	119.6	r 36.7	r 10.9	r 8.0	r 9.4	r 5.6
Georgia	915	71.6	r 19.1	r 30.8	r 33.7	r 29.2	r 31.1	11.0	r 3.8	r 2.5	r 7.4	r 9.2	r 5.7
Kazakhstan	916	202.3	r 20.8	r 16.7	r 1.9	r 2.3	r 2.6	73.3	r 16.7	r 11.9	r 15.0	r 14.9	r 13.7
Kyrgyz Republic	917	4.1	r 0.1	r 0.1	r 0.2	r 0.1	6.0	r 1.0	r 1.5	r 0.9	r 1.7
Moldova	921	0.0	r 0.0	r 0.0	r 0.0	r 0.0	1.1	r 0.1	r 0.1	r 0.2	r 0.2
Russian Federation	922	312.5	r 17.8	r 22.7	r 19.0	r 20.0	r 25.3	604.8	r 83.8	r 86.0	r 73.9	r 121.2	r 51.7
Ukraine	926	32.4	r 6.2	r 20.8	r 31.1	r 27.1	r 3.6	115.5	r 18.8	r 15.8	r 12.8	r 19.3	r 7.9
Mid East, N Africa, Pak	440	364.9	9.0	12.2	8.1	14.9	4.5	13.6	1.0	388.1	267.3	1.2	1.2
Afghanistan, I.R. of	512	335.3	1.9
Algeria	612	e 386.7	e 266.2
Bahrain, Kingdom of	419	0.0	r 0.0	r 0.0	r 0.0	r 0.0	r 0.0	4.0
Jordan	439	e 0.0	0.5	r 0.0	r 0.0
Kuwait	443	0.2	r 0.0	r 0.0	r 0.0	r 0.0
Lebanon	446	0.1	r 0.0	r 0.0	r 0.0
Morocco	686	e 0.1	e 0.2	e 0.3	e 0.0	e 0.1	e 0.2
Oman	449	e 0.1
Pakistan	564	23.5	r 4.9	r 4.0	r 1.8	r 5.2	r 4.4	4.2	r 0.7	r 1.2	r 0.5	r 1.0	r 0.4
Qatar	453	e 0.0	e 0.0	e 0.1	e 2.4	e 0.0	e 0.1	e 0.0	e 0.1
Saudi Arabia	456	r 0.0	r 0.0	r 0.0	r 0.0	r 0.1	r 0.2	r 0.1	r 0.0	r 0.1	r 0.8
Tunisia	744	e 0.0	e 0.0	e 0.0	e 0.5	e 0.6
United Arab Emirates	466	5.7	r 3.8	r 7.9	r 6.2	r 9.5
Sub-Saharan Africa	603	0.3	0.2	0.4	0.4	0.3	0.0	0.2	0.0
Cameroon	622	e 0.0	e 0.2	e 0.3	e 0.3	e 0.3	e 0.0
Kenya	664	e 0.2	e 0.0	e 0.1	0.0	r 0.0
South Africa	199	e 0.0	e 0.0	e 0.0	e 0.0	e 0.0	e 0.0	e 0.2
Western Hemisphere	205	2.3	8.1	5.9	0.3	0.2	0.1	2.0	0.7	2.8	0.3	3.5	6.8
Argentina	213	e 0.0	e 0.0	e 0.0	e 0.0	e 0.5	e 0.1	e 0.1
Brazil	223	0.0	r 0.0	r 5.6	r 0.0	r 0.0	0.6	r 0.1	r 0.3	r 0.2	r 1.3	r 4.3
Ecuador	248	e 0.0	e 0.0	e 0.5	e 0.5	e 0.3	e 0.1	e 0.1	e 0.1
Mexico	273	e 2.2	e 8.0	e 0.3	e 0.3	e 0.1	e 0.1	e 0.5	e 0.0	e 2.3	e 0.0	e 2.1	e 2.4
Memorandum Items													
Africa	605	0.4	0.5	0.7	0.4	0.5	0.0	0.9	386.7	266.8
Middle East	405	6.0	3.9	7.9	6.3	9.5	0.1	6.9	0.2	0.2	0.1	0.2	0.8
European Union	998	667.4	118.9	80.1	34.0	30.2	19.9	1,371.8	241.0	341.6	253.4	232.9	124.9
Export earnings: fuel	080	557.0	66.8	55.9	62.2	67.7	60.0	805.6	114.4	507.1	366.1	147.5	71.6
Export earnings: nonfuel	092	6,991.0	1,880.6	1,971.0	1,784.4	1,606.6	1,997.4	4,409.6	904.3	1,154.6	759.2	625.1	366.7

Tuvalu (869)

In Millions of U.S. Dollars

		Exports (FOB)						Imports (CIF)					
		2016	2017Q1	2017Q2	2017Q3	2017Q4	2018Q1	2016	2017Q1	2017Q2	2017Q3	2017Q4	2018Q1
IFS World	
World	001	1.3	0.6	0.3	0.3	0.3	8.9	33.0	8.7	7.5	16.9	10.8	9.7
Advanced Economies	110	0.3	0.0	0.2	0.1	0.1	0.2	28.6	6.5	6.0	11.5	9.0	8.7
Euro Area	163	0.0	0.0	0.0	0.0	0.1	0.1	0.3	0.1	0.1	0.2	0.2	0.1
Austria	122	e 0.0	e 0.0	e 0.0	e 0.1
Germany	134	e 0.0	e 0.0	e 0.0	e 0.0	e 0.1	e 0.1	0.0	r 0.0
Greece	174	0.3	r 0.0	r 0.1	r 0.2	r 0.2	r 0.1
Italy	136	e 0.0	e 0.0	r 0.1	r 0.0
Australia	193	0.0	r 0.0	r 0.0	r 0.0	r 0.0	r 0.0	2.8	r 1.3	r 1.2	r 1.1	r 1.2	r 0.9
China,P.R.: Hong Kong	532	0.3	r 0.1	r 0.1	r 0.0	r 0.0	r 0.0
Israel	436	0.1	r 0.0	r 0.0	r 0.0	r 0.0	r 0.0
Japan	158	2.0	r 0.2	r 0.8	r 0.4	r 0.8	r 0.3
Korea, Republic of	542	0.0	r 0.0	0.5	r 0.1	r 0.1	r 4.8	r 0.1	r 0.1
New Zealand	196	0.0	r 0.0	r 0.0	r 0.0	r 0.0	3.1	r 1.0	r 1.0	r 0.8	r 0.6	r 0.8
Norway	142	e 0.0	r 0.6
Singapore	576	e 0.2	e 0.0	e 0.0	e 0.0	17.0	r 3.2	r 2.4	r 3.8	r 5.4	r 5.3
Taiwan Prov.of China	528	e 0.1
United States	111	0.1	r 0.0	r 0.1	r 0.1	r 0.0	r 0.0	2.3	r 0.6	r 0.3	r 0.4	r 0.4	r 0.6
Emerg. & Dev. Economies	200	1.0	0.5	0.1	0.2	0.2	8.8	4.3	2.2	1.5	5.3	1.8	1.0
Emerg. & Dev. Asia	505	0.2	0.1	0.0	0.1	0.0	5.1	3.2	0.9	1.3	2.3	1.3	0.7
China,P.R.: Mainland	924	e 0.0	e 0.0	e 0.0	e 0.0	0.2	r 0.1	r 0.1	r 0.3	r 0.1	r 0.1
Fiji	819	0.1	r 0.0	r 0.0	r 0.1	r 0.0	r 0.0	1.8	r 0.5	r 0.8	r 1.2	r 0.7	r 0.4
Indonesia	536	0.0	r 0.0	r 0.0	r 0.0	r 0.0	r 0.0	0.4	r 0.1	r 0.1	r 0.1	r 0.1	r 0.1
Philippines	566	e 5.0	r 0.0	r 0.0
Asia n.s.	598	0.8	r 0.2	r 0.3	r 0.6	r 0.3	r 0.2
Europe	170	0.3	0.2	0.0	0.0	0.0	0.0	0.0	0.1	0.0
Emerg. & Dev. Europe	903	0.3	0.2	0.0	0.0	0.0	0.0	0.0	0.1
Bosnia and Herzegovina	963	e 0.3	e 0.2	e 0.0	e 0.0	e 0.0	e 0.0
Poland	964	e 0.0	e 0.0	e 0.0	e 0.1
Mid East, N Africa, Pak	440	0.0	0.2	0.0	0.0	0.0	0.0	0.0	0.0	0.0	0.0	0.0	0.0
United Arab Emirates	466	e 0.2
Sub-Saharan Africa	603	0.2	0.1	0.1	0.0	0.1	0.0	1.1	1.3	0.1	0.4	0.4	0.3
Côte d'Ivoire	662	e 0.1	e 0.0	e 0.0	e 0.0	e 0.0	e 0.0
Nigeria	694	e 0.2	e 0.0	e 0.0	e 0.0	e 0.0	e 0.0
South Africa	199	e 0.0	e 0.0	e 0.0	e 0.0	e 0.0	e 0.0	1.0	r 1.3	r 0.1	r 0.3	r 0.4	r 0.2
Western Hemisphere	205	0.3	0.0	0.0	0.1	0.1	3.6	0.0	0.0	0.0	2.7	0.1	0.0
Chile	228	e 0.0	e 0.0	e 0.0	e 0.0	r 2.7
Ecuador	248	e 0.0	e 3.2
Guyana	336	e 0.0	e 0.1
Mexico	273	e 0.3	e 0.0	e 0.0	e 0.1	e 0.0	e 0.4
Memorandum Items													
Africa	605	0.2	0.1	0.1	0.0	0.1	0.0	1.1	1.3	0.1	0.4	0.4	0.3
Middle East	405	0.0	0.2	0.0	0.0	0.0	0.0	0.0	0.0	0.0	0.0	0.0	0.0
European Union	998	0.1	0.0	0.1	0.0	0.1	0.1	0.4	0.1	0.2	0.2	0.2	0.1
Export earnings: fuel	080	0.2	0.2	0.0	0.1	0.1	3.3	0.0	0.0	0.0	0.0	0.0	0.0
Export earnings: nonfuel	092	1.1	0.4	0.3	0.2	0.2	5.6	32.9	8.7	7.5	16.9	10.8	9.7

Uganda (746)

In Millions of U.S. Dollars

		Exports (FOB)						Imports (CIF)					
		2016	2017Q1	2017Q2	2017Q3	2017Q4	2018Q1	2016	2017Q1	2017Q2	2017Q3	2017Q4	2018Q1
IFS World		2,476.8	627.0	844.6	677.3	4,822.2	1,309.8	1,382.4	1,412.5
World	001	2,296.9	651.7	844.2	674.9	739.8	759.8	4,830.1	1,302.6	1,382.7	1,419.3	1,561.2	1,606.5
Advanced Economies	110	562.6	172.8	185.6	173.3	182.3	182.2	1,005.5	208.5	294.2	308.8	310.2	295.3
Euro Area	163	388.4	127.7	132.3	125.1	129.5	137.1	381.5	70.0	76.0	120.8	110.8	104.2
Austria	122	8.2	r 0.8	r 1.3	r 1.3	r 1.9	r 1.1
Belgium	124	67.8	r 30.3	r 31.2	r 24.7	r 21.4	r 25.1	58.4	r 9.9	r 7.0	r 22.6	r 9.6	r 13.0
Cyprus	423	1.1	r 0.3	r 0.3	r 0.1	r 0.3	r 0.3
Finland	172	0.4	r 1.0	r 0.4	r 0.1	r 0.6	r 0.5	4.5	r 0.9	r 0.7	r 0.8	r 0.7	r 0.5
France	132	9.8	r 2.5	r 3.0	r 2.6	r 2.9	r 2.7	27.9	r 4.7	r 4.9	r 6.7	r 12.8	r 9.2
Germany	134	76.4	r 16.6	r 23.2	r 18.9	r 27.7	r 23.6	103.8	r 24.1	r 26.3	r 32.8	r 26.3	r 23.6
Greece	174	4.1	r 1.2	r 1.8	r 1.6	r 2.2	r 2.1	0.8	r 0.2	r 0.2	r 6.1	r 0.8	r 0.3
Ireland	178	23.5	r 6.3	r 5.1	r 5.8	r 9.3	r 4.3
Italy	136	99.5	r 34.5	r 32.1	r 36.1	r 36.4	r 33.4	41.1	r 6.4	r 8.9	r 17.5	r 16.5	r 10.6
Latvia	941	12.3	r 0.0	r 0.0	r 0.0	r 3.0	r 3.1
Lithuania	946	15.4	r 0.7	r 0.1	r 0.4	r 1.5	r 4.0
Netherlands	138	80.0	r 22.5	r 26.7	r 27.0	r 25.2	r 37.5	59.8	r 10.8	r 16.5	r 21.1	r 19.4	r 25.8
Portugal	182	14.1	r 6.2	r 5.4	r 3.6	r 5.3	r 5.7	2.0	r 0.5	r 0.2	r 0.7	r 2.6	r 1.5
Slovenia	961	1.9	r 1.0	r 1.0	r 1.1	r 0.4	r 0.3
Spain	184	34.5	r 11.9	r 7.5	r 9.5	r 7.2	r 6.3	22.8	r 4.4	r 4.4	r 4.8	r 6.1	r 6.9
Australia	193	2.7	r 2.1	r 0.9	r 0.2	r 0.3	r 0.3	3.1	r 1.1	r 10.1	r 2.3	r 2.2	r 2.9
Canada	156	7.4	r 0.4	r 1.5	r 1.1	r 1.1	r 1.4	19.4	r 6.2	r 4.0	r 6.3	r 3.4	r 6.5
China,P.R.: Hong Kong	532	39.0	r 8.4	r 11.3	r 9.8	r 9.8	r 8.3	25.9	r 3.5	r 3.5	r 3.9	r 6.4	r 4.9
Czech Republic	935	20.6	r 0.5	r 7.7	r 1.3	r 0.5	r 0.4
Denmark	128	5.2	r 0.1	r 0.2	r 0.1	r 0.2	r 0.2	24.4	r 1.9	r 1.7	r 1.2	r 11.0	r 7.4
Iceland	176	0.3	r 0.0	r 0.0	r 0.0	r 0.0	r 0.1
Israel	436	8.5	r 2.9	r 3.0	r 3.2	r 2.9	r 2.4	5.0	r 1.7	r 1.5	r 1.0	r 1.1	r 2.2
Japan	158	7.9	r 2.5	r 7.1	r 5.6	r 2.5	r 2.9	245.6	r 57.0	r 121.1	r 102.5	r 91.0	r 83.9
Korea, Republic of	542	3.4	r 1.8	r 0.5	r 0.2	r 0.5	r 0.8	32.1	r 11.1	r 9.5	r 9.7	r 10.8	r 13.9
New Zealand	196	0.1	r 0.1	r 0.0	r 0.0	0.8	r 0.1	r 0.1	r 0.2	r 0.2	r 0.2
Norway	142	0.4	r 0.1	r 0.2	r 0.2	r 0.2	r 0.3	3.9	r 0.8	r 1.0	r 0.2	r 11.9	r 10.0
Singapore	576	14.3	r 10.1	r 5.5	r 2.4	r 4.5	r 7.2	36.4	r 5.3	r 8.6	r 4.6	r 4.3	r 3.1
Sweden	144	5.0	r 1.7	r 1.3	r 1.3	r 3.2	r 2.6	16.4	r 4.4	r 5.1	r 4.2	r 5.8	r 4.9
Switzerland	146	34.5	r 8.5	r 3.1	r 3.0	r 3.4	r 3.1	26.7	r 5.2	r 5.6	r 3.7	r 9.8	r 3.9
Taiwan Prov.of China	528	0.5	r 0.1	r 0.1	r 0.2	r 0.2	r 0.1	12.2	r 3.1	r 2.6	r 4.2	r 2.1	r 4.0
United Kingdom	112	16.5	r 5.8	r 2.9	r 2.8	r 2.4	r 4.3	74.4	r 20.7	r 15.5	r 17.5	r 17.4	r 19.2
United States	111	28.7	r 0.4	r 15.6	r 18.0	r 21.8	r 11.1	76.9	r 15.8	r 20.6	r 25.1	r 21.5	r 23.7
Emerg. & Dev. Economies	200	1,638.0	469.4	655.4	501.5	557.4	577.5	3,822.5	1,094.1	1,088.3	1,110.4	1,250.9	1,308.5
Emerg. & Dev. Asia	505	114.6	36.8	28.9	23.7	33.6	45.6	2,043.7	520.7	539.7	482.9	581.4	621.7
Bangladesh	513	3.9	r 1.2	r 0.6	r 0.9	r 1.4	r 1.1
China,P.R.: Mainland	924	27.5	r 8.8	r 8.8	r 4.7	r 7.8	r 15.1	886.1	r 238.3	r 219.8	r 241.5	r 292.6	r 288.3
India	534	45.1	r 11.6	r 12.1	r 9.3	r 10.6	r 12.7	834.9	r 196.4	r 183.9	r 168.0	r 188.0	r 221.1
Indonesia	536	10.0	r 9.1	r 2.3	r 3.6	r 2.7	r 5.3	190.1	r 51.4	r 92.0	r 35.2	r 63.1	r 75.6
Malaysia	548	25.4	r 5.3	r 2.6	r 3.5	r 3.7	r 5.6	47.4	r 6.3	r 21.1	r 16.2	r 18.3	r 12.7
Philippines	566	2.2	r 0.4	r 0.2	r 0.6	r 0.6	r 0.3
Sri Lanka	524	2.3	r 1.2	r 0.3	r 1.0	r 1.1	r 0.6
Thailand	578	1.1	r 0.2	r 0.8	r 0.4	r 0.4	r 0.3	38.3	r 10.6	r 18.5	r 15.6	r 10.0	r 9.8
Vietnam	582	1.8	r 0.5	r 1.2	r 2.1	r 2.6	r 4.7	38.5	r 15.0	r 1.8	r 1.5	r 2.8	r 9.8
Asia n.s.	598	3.6	r 1.3	r 1.1	r 0.1	r 5.7	r 1.7	0.0	r 0.0	r 1.4	r 2.5	r 3.4	r 2.4
Europe	170	43.6	7.6	12.2	14.2	5.1	13.6	119.0	25.0	32.8	58.4	45.6	42.6
Emerg. & Dev. Europe	903	27.0	5.3	6.9	7.6	4.5	11.6	51.4	11.1	21.5	14.5	9.8	14.2
Bulgaria	918	0.5	r 0.1	r 0.0	r 0.1	r 0.3	r 0.0
Croatia	960	1.1	r 1.0	r 1.0	r 0.5	r 1.3	0.3	r 0.2	r 0.2	r 0.5	r 0.0	r 0.0
Hungary	944	0.0	r 0.0	r 0.0	r 0.0	r 0.0	r 0.0	8.3	r 1.3	r 1.3	r 1.0	r 1.2	r 2.3
Poland	964	6.0	r 1.2	r 1.1	r 2.4	r 1.7	r 2.1	18.6	r 2.3	r 12.5	r 4.7	r 2.0	r 2.5
Romania	968	6.0	r 1.7	r 1.8	r 2.0	r 1.2	r 1.5	0.5	r 0.1	r 0.1	r 0.1	r 0.2	r 0.1
Serbia, Republic of	942	0.1	r 0.0	r 0.0	r 0.0	r 0.1	r 0.1
Turkey	186	13.8	r 2.4	r 3.0	r 2.2	r 1.1	r 6.7	23.1	r 7.1	r 7.4	r 8.0	r 6.1	r 9.1
CIS	901	15.5	1.3	5.1	6.5	0.6	2.0	66.6	12.7	11.2	43.9	35.8	28.4
Russian Federation	922	13.0	r 1.2	r 4.8	r 6.3	r 0.4	r 0.8	55.6	r 7.9	r 7.4	r 35.3	r 25.4	r 24.7
Ukraine	926	2.4	r 0.0	r 0.3	r 0.3	r 0.3	r 1.1	11.0	r 4.8	r 3.8	r 8.7	r 10.4	r 3.7

Uganda (746)

In Millions of U.S. Dollars

		Exports (FOB)						Imports (CIF)					
		2016	2017Q1	2017Q2	2017Q3	2017Q4	2018Q1	2016	2017Q1	2017Q2	2017Q3	2017Q4	2018Q1
Europe n.s.	884	1.2	r 1.0	r 0.2	1.0	r 1.3	r 0.2
Mid East, N Africa, Pak	440	393.8	112.6	224.4	121.3	120.3	118.4	842.0	287.3	287.8	342.6	357.8	376.4
Bahrain, Kingdom of	419	30.0	r 3.5	r 3.6	r 2.4	r 1.3	r 3.2
Djibouti	611	0.2	r 2.6	r 0.7
Egypt	469	0.8	r 0.3	r 0.5	r 0.5	r 3.3	53.0	r 14.9	r 16.5	r 18.7	r 22.0	r 22.4
Iran, I.R. of	429	4.5	r 2.1	r 2.7	r 2.3	r 3.7	r 3.7
Jordan	439	2.3	r 0.6	r 0.8	r 0.6	r 0.6	r 0.6	1.9	r 0.8	r 0.4	r 0.5	r 0.2	r 0.7
Kuwait	443	0.4	r 0.2	r 0.2	r 0.1	r 0.0	r 0.1
Lebanon	446	2.2	r 0.6	r 0.7	r 0.5	r 0.5	r 0.8	3.8	r 0.4	r 0.9	r 0.2	r 1.3	r 0.7
Morocco	686	4.1	r 5.9	r 6.1	r 4.5	r 5.8	r 4.8	1.5	r 1.6	r 0.9	r 0.5	r 0.5	r 0.6
Oman	449	24.8	r 15.6	r 2.2	r 1.6	r 1.2	r 3.7
Pakistan	564	3.1	r 0.6	r 0.5	r 1.6	r 4.5	r 1.5	49.1	r 12.8	r 18.5	r 35.4	r 17.5	r 12.3
Qatar	453	8.3	r 2.0	r 3.0	r 3.5	r 2.9	r 4.2
Saudi Arabia	456	1.4	r 0.7	r 0.6	r 0.6	r 0.9	r 0.9	250.0	r 100.1	r 82.0	r 83.5	r 103.5	r 122.0
Somalia	726	2.8	r 0.3	r 0.1	r 0.6	r 0.5	r 0.5
Sudan	732	61.8	r 20.4	r 23.2	r 16.9	r 17.2	r 19.4	0.2	r 0.0	r 0.0	r 0.2	r 0.0	r 0.1
Tunisia	744	8.5	r 5.9	r 7.6	r 1.7	0.2	r 0.0	r 0.0	r 0.1	r 0.0	r 0.0
United Arab Emirates	466	305.7	r 76.2	r 181.5	r 89.0	r 85.5	r 83.4	414.2	r 133.4	r 150.8	r 183.6	r 194.6	r 187.8
Middle East n.s.	489	0.9	r 1.3	r 3.1	r 2.2	r 3.7	r 3.3	0.0	r 6.0	r 9.9	r 9.1	r 14.9
Sub-Saharan Africa	603	1,039.0	272.8	386.1	342.3	398.4	400.0	789.3	223.3	213.2	217.3	249.2	240.3
Burundi	618	45.1	r 12.4	r 11.8	r 10.4	r 8.3	r 8.6	1.3	r 0.1	r 0.1	r 0.4	r 0.4	r 0.5
Congo, Dem. Rep. of	636	176.7	r 44.2	r 51.6	r 48.1	r 45.6	r 47.8	2.5	r 1.3	r 1.2	r 1.3	r 1.1	r 1.4
Congo, Republic of	634	0.0	r 0.6	r 0.0	r 0.0	r 0.0
Côte d'Ivoire	662	1.8	r 0.3	r 0.4	r 0.4	r 0.5	r 0.4
Ethiopia	644	0.4	r 0.0	r 1.1	r 1.4	r 4.8	r 2.3	0.9	r 0.0	r 0.0	r 0.1	r 0.1	r 0.1
Ghana	652	0.3	r 0.0	r 0.6	r 0.1	r 0.0	r 0.1
Kenya	664	440.3	r 52.7	r 174.2	r 133.7	r 188.7	r 203.4	459.0	r 131.1	r 113.1	r 110.1	r 117.0	r 118.8
Liberia	668	0.5	r 0.4	r 0.0	r 0.0	r 0.0	r 0.3
Madagascar	674	0.0	r 0.1	r 0.0	r 0.0	r 3.6	r 0.4
Malawi	676	0.3	r 0.1	r 0.1	r 0.7	r 1.4	r 0.2	0.7	r 0.1	r 0.2	r 0.5	r 0.2	r 0.1
Mauritius	684	0.2	r 0.8	r 0.7	r 0.0	r 0.0	r 0.4	6.1	r 0.8	r 0.8	r 0.9	r 0.8	r 1.0
Mozambique	688	5.1	r 0.6	r 1.1	r 2.1	r 7.6	r 3.0
Nigeria	694	0.9	r 0.1	r 0.3	r 0.2	r 0.2	r 0.1
Rwanda	714	191.9	r 44.5	r 39.7	r 47.3	r 45.3	r 45.4	10.1	r 2.4	r 1.2	r 2.3	r 4.5	r 3.2
Seychelles	718	0.1	0.7	r 0.4	r 0.4	r 0.2	r 0.0	r 0.6
South Africa	199	17.4	r 1.7	r 1.9	r 2.6	r 1.9	r 2.1	210.5	r 55.5	r 60.5	r 61.0	r 70.9	r 73.7
South Sudan, Rep. of	733	74.1	r 92.8	r 84.5	r 82.0	r 70.5	r 64.0
Swaziland	734	0.3	r 0.2	r 0.1	21.6	r 6.0	r 5.5	r 7.5	r 7.3	r 5.3
Tanzania	738	70.6	r 18.3	r 9.1	r 9.2	r 12.8	r 13.2	59.7	r 19.2	r 23.2	r 24.3	r 27.3	r 23.5
Zambia	754	8.1	r 0.1	r 0.9	r 0.9	r 2.6	r 5.3	1.9	r 1.5	r 1.2	r 1.2	r 0.9	r 1.2
Zimbabwe	698	0.0	r 0.0	r 0.0	r 0.0	1.2	r 0.0	r 0.1	r 0.0	r 0.5	r 0.9
Africa n.s.	799	13.6	r 4.7	r 10.1	r 6.1	r 12.7	r 6.8	4.6	r 3.4	r 3.2	r 4.7	r 9.8	r 6.2
Western Hemisphere	205	47.0	39.6	3.7	0.0	28.5	37.8	14.8	9.2	16.8	27.5
Argentina	213	3.8	r 28.1	r 7.5	r 0.3	r 0.4	r 15.4
Brazil	223	29.5	r 28.0	r 0.0	r 0.0	21.4	r 8.6	r 3.6	r 7.6	r 14.9	r 8.6
Colombia	233	0.3	r 0.0	r 0.1	r 0.0	r 0.3	r 0.3
Ecuador	248	0.1	r 0.0	r 0.0
Guatemala	258	0.9	r 0.6	r 2.8	r 0.3	r 0.1	r 1.7
Mexico	273	1.3	r 0.5	r 0.7	r 0.8	r 1.1	r 1.3
Uruguay	298	0.1	r 0.1	r 0.1	r 0.1	r 0.1	r 0.2
Western Hem. n.s.	399	17.4	r 11.6	r 3.7	0.7
Other Countries n.i.e	910	0.5	0.0	0.0
Korea, Dem. People's Rep.	954	0.5	r 0.0	r 0.0
Countries & Areas n.s.	898	96.3	r 9.6	r 3.2	r 0.2	r 0.0	r 0.0	1.6	r 0.0	r 0.2	r 0.0	r 0.0	r 2.8
Memorandum Items													
Africa	605	1,042.3	212.4	338.6	286.6	352.1	360.6	791.2	224.9	214.1	218.1	249.8	240.9
Middle East	405	313.3	79.5	187.0	93.4	91.6	92.1	791.0	272.8	268.4	306.3	339.9	363.5
European Union	998	428.2	138.4	140.6	134.8	138.6	149.2	545.6	101.4	120.0	151.4	149.1	141.1
Export earnings: fuel	080	394.3	171.0	272.0	177.9	157.2	149.1	789.1	264.8	252.4	312.6	333.2	349.9
Export earnings: nonfuel	092	1,902.6	480.7	572.2	497.1	582.6	610.7	4,041.0	1,037.8	1,130.3	1,106.7	1,227.9	1,256.6

Ukraine (926)

In Millions of U.S. Dollars

		Exports (FOB)						Imports (CIF)					
		2016	2017Q1	2017Q2	2017Q3	2017Q4	2018Q1	2016	2017Q1	2017Q2	2017Q3	2017Q4	2018Q1
IFS World		36,360.0	10,370.0	10,286.7	10,677.7	11,941.4	11,433.0	39,242.0	10,177.0	12,371.1	12,686.9	14,274.7	12,708.9
World	001	36,288.5	9,425.2	10,359.0	10,626.5	11,928.6	11,399.5	39,234.2	10,263.5	11,415.6	12,652.1	14,385.7	12,621.8
Advanced Economies	110	10,898.5	3,001.1	3,614.8	3,685.8	4,031.0	4,071.1	17,522.7	4,614.7	5,213.3	5,495.5	6,085.9	5,404.7
Euro Area	163	7,971.3	2,195.5	2,614.7	2,690.9	3,023.1	2,995.3	11,093.3	2,887.3	3,116.6	3,270.7	3,690.5	3,335.8
Austria	122	361.3	r 116.8	r 118.4	r 141.8	r 146.9	r 142.9	465.0	r 91.4	r 122.8	r 117.6	r 142.0	r 127.8
Belgium	124	251.5	r 88.4	r 75.6	r 156.2	r 151.6	r 79.3	450.1	r 109.3	r 142.1	r 134.6	r 131.3	r 124.7
Cyprus	423	53.5	r 13.8	r 23.4	r 11.2	r 26.0	r 12.9	22.1	r 11.4	r 3.2	r 3.3	r 6.5	r 4.3
Estonia	939	98.0	r 25.7	r 30.1	r 36.8	r 39.7	r 38.7	66.6	r 16.6	r 18.5	r 23.7	r 25.8	r 23.3
Finland	172	62.4	r 12.6	r 17.0	r 28.6	r 17.8	r 20.3	216.8	r 46.5	r 62.7	r 77.8	r 67.6	r 85.6
France	132	457.2	r 80.2	r 114.4	r 117.6	r 97.5	r 112.4	1,530.3	r 506.4	r 302.8	r 214.1	r 409.0	r 425.7
Germany	134	1,423.7	r 338.8	r 361.5	r 533.5	r 497.9	r 483.2	4,318.6	r 1,239.3	r 1,342.4	r 1,437.3	r 1,377.9	r 1,352.2
Greece	174	159.1	r 47.5	r 46.4	r 35.2	r 60.7	r 83.7	234.0	r 88.2	r 53.4	r 60.4	r 56.9	r 38.5
Ireland	178	45.5	r 21.0	r 6.1	r 4.2	r 14.1	r 41.7	84.7	r 21.6	r 26.5	r 29.0	r 37.8	r 33.6
Italy	136	1,932.6	r 444.7	r 615.8	r 528.2	r 758.3	r 709.3	1,358.7	r 269.0	r 390.2	r 425.2	r 521.6	r 389.5
Latvia	941	138.2	r 38.6	r 40.3	r 52.9	r 79.4	r 72.6	112.5	r 17.7	r 35.3	r 34.4	r 47.4	r 34.2
Lithuania	946	258.2	r 80.9	r 98.7	r 106.9	r 82.2	r 80.5	492.5	r 87.9	r 149.1	r 181.0	r 251.2	r 168.9
Luxembourg	137	5.1	r 1.6	r 1.9	r 2.2	r 1.5	r 1.7	59.5	r 12.4	r 13.5	r 10.2	r 25.9	r 20.6
Malta	181	7.7	r 1.7	r 17.7	r 19.6	r 23.9	r 16.6	11.5	r 1.9	r 2.2	r 2.7	r 1.9	r 2.1
Netherlands	138	996.4	r 294.4	r 463.1	r 409.1	r 493.6	r 382.6	546.8	r 125.9	r 147.9	r 163.1	r 199.3	r 165.7
Portugal	182	228.1	r 94.3	r 79.1	r 42.1	r 50.0	r 93.2	50.6	r 10.2	r 13.6	r 17.1	r 16.4	r 15.5
Slovak Republic	936	471.4	r 134.6	r 151.5	r 168.3	r 201.0	r 242.7	434.7	r 96.9	r 110.4	r 143.8	r 153.3	r 119.4
Slovenia	961	16.8	r 5.0	r 10.5	r 6.8	r 7.1	r 6.7	137.3	r 26.3	r 40.5	r 42.9	r 58.5	r 41.9
Spain	184	1,004.5	r 354.9	r 343.2	r 289.9	r 274.0	r 374.3	500.9	r 108.5	r 139.4	r 152.4	r 160.2	r 162.4
Australia	193	12.8	r 2.8	r 3.4	r 3.4	r 4.9	r 3.9	109.3	r 2.9	r 53.4	r 52.0	r 15.5	r 2.5
Canada	156	28.9	r 13.8	r 11.3	r 11.2	r 16.5	r 10.9	217.3	r 22.0	r 93.9	r 34.4	r 102.9	r 79.8
China,P.R.: Hong Kong	532	63.9	r 9.2	r 10.5	r 13.8	r 20.3	r 17.9	17.6	r 6.9	r 4.4	r 9.4	r 8.4	r 22.9
Czech Republic	935	560.8	r 147.2	r 172.0	r 175.7	r 202.8	r 217.7	654.8	r 143.3	r 198.7	r 261.8	r 257.6	r 208.6
Denmark	128	155.5	r 35.3	r 62.4	r 41.2	r 46.6	r 47.4	184.2	r 30.5	r 47.4	r 55.1	r 57.5	r 45.7
Iceland	176	0.6	r 0.2	r 0.2	r 0.0	r 0.3	r 0.4	64.3	r 16.2	r 8.8	r 15.2	r 30.9	r 31.1
Israel	436	488.6	r 178.2	r 107.8	r 120.7	r 171.2	r 179.0	184.8	r 40.2	r 42.6	r 30.7	r 38.7	r 55.2
Japan	158	185.5	r 56.3	r 45.5	r 67.1	r 49.6	r 36.6	552.0	r 78.4	r 193.7	r 200.9	r 188.8	r 136.2
Korea, Republic of	542	413.7	r 38.0	r 134.5	r 98.0	r 82.7	r 52.1	255.3	r 69.2	r 78.5	r 87.6	r 86.4	r 92.5
New Zealand	196	2.6	r 0.3	r 0.4	r 0.8	r 0.5	r 0.5	10.9	r 2.5	r 5.2	r 1.9	r 3.6	r 2.9
Norway	142	15.3	r 6.0	r 4.2	r 4.5	r 5.0	r 5.0	163.0	r 47.2	r 43.7	r 53.6	r 66.7	r 50.0
San Marino	135	0.4	r 0.4	r 0.2	r 0.7	r 0.7	0.2	r 0.3	r 0.1	r 0.2	r 0.1
Singapore	576	21.6	r 2.1	r 28.8	r 18.1	r 5.4	r 80.0	21.6	r 3.2	r 6.6	r 10.3	r 8.0	r 7.5
Sweden	144	71.3	r 19.1	r 22.0	r 15.1	r 19.2	r 15.4	419.0	r 77.7	r 88.6	r 99.5	r 128.4	r 98.2
Switzerland	146	106.2	r 28.1	r 55.1	r 98.8	r 18.6	r 25.5	984.1	r 347.8	r 285.3	r 391.6	r 492.1	r 285.5
Taiwan Prov.of China	528	54.3	r 10.2	r 17.4	r 9.8	r 12.8	r 15.2	189.9	r 49.1	r 48.5	r 56.9	r 66.8	r 66.3
United Kingdom	112	317.8	r 84.2	r 142.6	r 86.9	r 129.9	r 148.1	709.3	r 206.0	r 185.0	r 299.8	r 223.6	r 186.5
United States	111	427.5	r 174.5	r 181.6	r 229.4	r 220.9	r 219.6	1,691.9	r 584.4	r 712.2	r 564.2	r 619.2	r 697.2
Emerg. & Dev. Economies	200	25,335.2	6,422.6	6,742.3	6,937.9	7,892.7	7,326.8	21,694.3	5,648.5	6,201.7	7,156.3	8,299.3	7,216.9
Emerg. & Dev. Asia	505	5,383.3	1,258.0	1,231.9	1,448.7	1,806.6	1,227.7	6,181.2	1,514.2	1,693.9	1,914.1	2,140.8	2,013.7
Bangladesh	513	327.5	r 70.3	r 75.9	r 130.3	r 107.5	r 34.6	58.0	r 14.5	r 16.5	r 20.7	r 15.5	r 19.4
Cambodia	522	1.0	r 0.0	r 0.2	r 0.0	r 0.1	r 0.4	14.7	r 3.8	r 3.1	r 5.4	r 4.2	r 5.7
China,P.R.: Mainland	924	1,832.5	r 315.1	r 546.8	r 513.5	r 616.3	r 387.4	4,688.5	r 1,153.8	r 1,285.6	r 1,462.0	r 1,621.4	r 1,568.9
India	534	1,903.2	r 762.3	r 393.8	r 456.1	r 611.6	r 602.8	486.1	r 121.7	r 132.4	r 120.3	r 176.5	r 136.9
Indonesia	536	366.4	r 4.7	r 41.3	r 143.4	r 178.9	r 29.2	226.7	r 57.2	r 59.0	r 63.1	r 72.1	r 67.9
Lao People's Dem.Rep	544	2.4	r 0.1	r 0.0	0.7	r 0.5	r 0.3
Malaysia	548	126.2	r 23.7	r 39.4	r 34.0	r 34.4	r 37.2	167.5	r 38.6	r 49.7	r 46.9	r 52.2	r 46.3
Maldives	556	1.0
Marshall Islands	867	1.0	r 0.6	r 31.4	r 8.7	r 10.1	r 4.7	0.1	r 0.1	r 0.0	r 0.0
Mongolia	948	24.6	r 3.7	r 4.7	r 6.7	r 6.9	r 7.2	1.2	r 0.3	r 0.3	r 0.4	r 0.3	r 0.5
Myanmar	518	62.0	r 12.4	r 5.4	r 13.1	r 7.1	r 5.6	1.2	r 0.3	r 0.4	r 0.9	r 0.8	r 1.3
Nepal	558	19.0	r 3.3	r 3.6	r 2.1	r 5.3	r 0.9	0.1	r 0.0	r 0.0	r 0.0	r 0.2
Philippines	566	143.4	r 1.3	r 1.7	r 41.6	r 114.8	r 26.9	26.6	r 6.7	r 15.2	r 9.0	r 12.3	r 10.5
Sri Lanka	524	80.3	r 23.4	r 7.4	r 2.9	r 16.6	r 15.9	32.6	r 8.6	r 8.0	r 10.1	r 9.9	r 9.9
Thailand	578	413.5	r 18.8	r 64.2	r 72.6	r 65.3	r 49.5	172.5	r 30.9	r 46.1	r 54.1	r 55.8	r 41.8
Vietnam	582	77.8	r 18.3	r 15.9	r 23.3	r 29.1	r 25.6	304.2	r 77.5	r 77.6	r 120.4	r 119.4	r 104.5
Asia n.s.	598	1.6	r 2.5	0.3	r 0.1

Ukraine (926)

In Millions of U.S. Dollars

		Exports (FOB)						Imports (CIF)					
		2016	2017Q1	2017Q2	2017Q3	2017Q4	2018Q1	2016	2017Q1	2017Q2	2017Q3	2017Q4	2018Q1
Europe	170	13,119.7	3,336.6	3,773.0	3,868.7	4,290.4	4,153.9	13,946.5	3,729.0	4,099.2	4,719.4	5,607.2	4,675.4
Emerg. & Dev. Europe	903	6,698.3	1,856.9	1,938.8	1,963.8	2,299.1	2,436.3	5,316.9	1,356.2	1,577.5	1,642.2	2,064.1	1,732.4
Albania	914	26.0	r 5.0	r 5.3	r 2.6	r 6.0	r 3.8	3.8	r 2.3	r 1.5	r 1.3	r 1.4	r 0.8
Bosnia and Herzegovina	963	9.2	r 2.6	r 2.9	r 2.2	r 4.4	r 5.6	10.8	r 2.3	r 1.9	r 4.5	r 3.7	r 2.6
Bulgaria	918	418.2	r 107.7	r 86.7	r 107.0	r 130.6	r 143.7	172.9	r 35.2	r 50.0	r 50.1	r 56.2	r 46.8
Croatia	960	39.1	r 5.8	r 4.7	r 7.4	r 5.1	r 11.9	29.7	r 3.5	r 9.1	r 6.3	r 10.4	r 8.8
Faroe Islands	816	3.5	r 1.0	r 0.7	r 1.3	r 1.6
Hungary	944	1,053.1	r 295.5	r 297.3	r 330.5	r 396.6	r 434.7	802.0	r 215.2	r 269.2	r 309.0	r 335.3	r 298.3
Macedonia, FYR	962	25.9	r 1.6	r 14.0	r 7.6	r 7.2	r 3.3	11.7	r 2.1	r 3.0	r 2.9	r 3.4	r 2.4
Montenegro	943	4.7	r 5.4	r 1.7	r 1.0	r 2.2	r 2.2	2.7	r 0.5	r 0.8	r 0.4	r 2.1	r 0.0
Poland	964	2,200.2	r 612.1	r 634.5	r 703.2	r 765.4	r 816.2	2,692.8	r 659.5	r 840.1	r 860.8	r 1,062.4	r 822.4
Romania	968	717.2	r 179.0	r 202.5	r 221.7	r 220.6	r 243.6	380.6	r 112.5	r 103.5	r 108.7	r 126.3	r 130.5
Serbia, Republic of	942	156.1	r 35.3	r 50.6	r 36.0	r 44.5	r 68.6	106.5	r 26.6	r 30.7	r 32.4	r 39.0	r 43.1
Turkey	186	2,048.7	r 606.9	r 638.5	r 544.6	r 716.6	r 702.8	1,100.0	r 295.5	r 267.0	r 264.5	r 422.2	r 376.8
CIS	901	6,421.4	1,479.7	1,834.2	1,904.9	1,991.3	1,717.6	8,629.6	2,372.9	2,521.7	3,077.2	3,543.1	2,942.9
Armenia	911	88.9	r 18.4	r 25.9	r 25.5	r 34.2	r 27.3	8.2	r 1.5	r 2.0	r 3.1	r 3.6	r 3.7
Azerbaijan, Rep. of	912	248.0	r 63.1	r 91.3	r 88.1	r 104.0	r 73.5	39.7	r 67.3	r 101.4	r 109.6	r 133.1	r 121.0
Belarus	913	903.3	r 214.3	r 290.4	r 278.1	r 339.2	r 321.1	2,777.3	r 653.7	r 754.6	r 963.7	r 791.0	r 707.6
Georgia	915	390.9	r 70.4	r 91.6	r 118.3	r 124.1	r 102.4	65.8	r 11.3	r 15.1	r 20.6	r 33.8	r 23.7
Kazakhstan	916	400.1	r 72.5	r 92.6	r 98.8	r 97.3	r 77.9	434.3	r 92.2	r 81.4	r 64.6	r 73.9	r 92.0
Kyrgyz Republic	917	40.4	r 4.7	r 10.8	r 9.4	r 7.6	r 6.8	1.8	r 0.3	r 1.5	r 0.5	r 0.5	r 0.2
Moldova	921	481.2	r 94.8	r 177.3	r 215.2	r 205.8	r 181.7	47.6	r 11.8	r 17.9	r 35.2	r 41.6	r 29.8
Russian Federation	922	3,591.8	r 886.8	r 997.1	r 1,006.7	r 998.5	r 853.0	5,148.3	r 1,509.2	r 1,493.1	r 1,820.9	r 2,395.6	r 1,921.4
Tajikistan	923	25.4	r 3.5	r 6.6	r 9.7	r 11.8	r 7.8	1.2	r 0.1	r 0.3	r 0.1	r 0.2	r 0.1
Turkmenistan	925	109.0	r 17.7	r 14.9	r 12.1	r 18.2	r 7.5	34.3	r 6.6	r 22.1	r 32.9	r 28.7	r 3.8
Uzbekistan	927	142.4	r 33.4	r 35.6	r 43.1	r 50.6	r 58.7	71.1	r 18.7	r 32.3	r 26.0	r 41.2	r 39.6
Mid East, N Africa, Pak	440	6,012.7	1,539.8	1,431.6	1,377.5	1,533.6	1,688.5	437.5	102.9	125.5	157.9	140.0	173.7
Afghanistan, I.R. of	512	6.7	r 0.4	r 1.9	r 2.9	0.0	r 0.0	r 0.1	r 0.1
Algeria	612	236.8	r 117.1	r 95.3	r 109.9	r 226.6	r 107.0	6.8	r 0.2	r 0.0	r 4.3	r 1.1	r 8.7
Bahrain, Kingdom of	419	5.2	r 1.2	r 1.4	r 2.1	r 3.2	0.1	r 0.1	r 0.0	r 0.1
Djibouti	611	14.9	r 2.9	r 1.0	r 4.9	r 10.6
Egypt	469	2,266.2	r 450.7	r 495.8	r 322.9	r 421.5	r 514.7	48.7	r 16.6	r 22.1	r 14.5	r 17.2	r 42.1
Iran, I.R. of	429	705.1	r 194.7	r 133.1	r 61.7	r 100.2	r 114.3	40.0	r 6.9	r 6.3	r 37.9	r 16.8	r 11.9
Iraq	433	374.4	r 125.8	r 106.3	r 136.2	r 104.2	r 187.7	r 0.0	r 0.0	r 0.1	r 0.0
Jordan	439	144.5	r 32.8	r 40.9	r 38.8	r 34.7	r 55.0	9.1	r 1.1	r 1.9	r 1.0	r 3.4	r 2.9
Kuwait	443	17.7	r 2.8	r 2.5	r 3.0	r 12.5	r 2.9	0.0	r 0.1	r 0.1	r 0.3	r 1.3	r 1.5
Lebanon	446	338.5	r 83.4	r 85.4	r 100.9	r 127.3	r 105.7	1.1	r 0.2	r 0.5	r 0.8	r 0.7	r 0.5
Libya	672	247.8	r 72.9	r 60.6	r 42.3	r 48.2	r 64.9	r 0.1	r 0.0	r 0.0	r 0.0
Mauritania	682	13.6	r 23.6	r 10.7	r 20.0	r 19.8	r 6.2	4.2	r 1.0	r 0.7	r 1.2	r 1.0	r 1.0
Morocco	686	247.4	r 33.4	r 66.4	r 36.3	r 66.1	r 119.9	33.5	r 7.0	r 9.2	r 10.3	r 11.9	r 9.8
Oman	449	51.9	r 10.2	r 4.2	r 6.3	r 12.0	r 15.0	1.7	r 1.7	r 0.9	r 1.7	r 1.3	r 0.6
Pakistan	564	114.3	r 21.8	r 31.1	r 90.8	r 13.6	r 28.3	47.6	r 15.0	r 12.3	r 13.2	r 16.0	r 18.4
Qatar	453	12.4	r 14.8	r 1.3	r 21.7	r 10.9	r 11.5	26.3	r 3.4	r 3.9	r 2.7	r 2.0	r 2.0
Saudi Arabia	456	592.9	r 152.9	r 78.6	r 224.8	r 93.1	r 69.7	139.4	r 35.5	r 50.7	r 53.6	r 43.9	r 53.7
Somalia	726	13.1	r 7.8	r 9.3	r 4.9	r 7.7	r 5.3	0.2	r 0.2	r 0.0	r 0.0	r 0.1
Sudan	732	34.6	r 20.6	r 14.4	r 7.9	r 18.6	r 9.9	1.0	r 0.1	r 0.1	r 0.0	r 0.0	r 0.1
Syrian Arab Republic	463	43.2	r 8.3	r 0.7	r 1.4	r 2.2	r 1.6	0.6	r 0.7	r 0.1	r 0.2	r 0.2	r 0.2
Tunisia	744	235.8	r 73.9	r 82.7	r 36.6	r 87.6	r 96.1	13.9	r 2.7	r 2.5	r 3.1	r 3.9	r 3.8
United Arab Emirates	466	277.6	r 86.6	r 85.9	r 97.2	r 105.7	r 121.0	63.4	r 10.5	r 13.6	r 12.9	r 19.2	r 16.0
West Bank and Gaza	487	14.6	r 4.4	r 5.6	r 3.7	r 5.8	r 5.3	0.0	r 0.0	r 0.0
Yemen, Republic of	474	3.4	r 1.6	r 17.0	r 7.2	r 6.2	r 29.5	0.0	r 0.2	r 0.0	r 0.0	r 0.1	r 0.2
Sub-Saharan Africa	603	549.1	168.7	220.7	170.9	177.8	163.8	444.5	125.6	98.1	172.7	188.2	135.5
Angola	614	15.4	r 7.7	r 4.6	r 9.0	r 6.4	r 4.3	0.3	r 0.0	r 0.0
Benin	638	3.8	r 7.7	r 0.7	r 0.3	r 0.2	r 1.2	0.0	r 0.0
Botswana	616	r 0.1	r 1.2
Burkina Faso	748	3.3	r 3.7	r 4.0	r 3.1	r 4.9	r 2.1	0.0	r 0.0	r 0.0	r 0.0
Cameroon	622	11.8	r 11.2	r 7.5	r 7.2	r 8.3	2.1	r 0.4	r 0.3	r 0.4	r 0.3
Central African Rep.	626	1.5	r 0.5	r 0.1	0.0
Chad	628	r 1.3
Congo, Dem. Rep. of	636	22.6	r 2.8	r 0.4	r 1.2	r 0.7	r 6.9	7.0	r 0.1	r 0.0	r 0.0	r 0.9	r 0.0

Ukraine (926)

In Millions of U.S. Dollars

		Exports (FOB)						Imports (CIF)					
		2016	2017Q1	2017Q2	2017Q3	2017Q4	2018Q1	2016	2017Q1	2017Q2	2017Q3	2017Q4	2018Q1
Congo, Republic of	634	2.7	r 1.0	r 0.4	r 1.2	r 1.1	0.3	r 0.0	r 0.0	r 0.0	r 0.0
Côte d'Ivoire	662	10.2	r 22.5	r 3.1	r 14.8	r 21.1	r 8.4	36.8	r 8.5	r 8.4	r 12.3	r 18.6	r 8.9
Equatorial Guinea	642	r 0.9	r 0.6	r 0.0	r 0.0
Ethiopia	644	124.4	r 4.0	r 30.0	r 31.2	r 25.5	r 9.2	3.1	r 0.4	r 0.5	r 0.8	r 1.3	r 0.5
Gabon	646	10.0	r 0.9	r 1.6	r 0.4	r 0.6	r 4.6	11.6	r 0.7	r 13.4	r 13.4	r 0.0
Gambia, The	648	0.0	r 2.0	r 7.7	r 0.7	r 2.6	r 10.0	r 0.0
Ghana	652	25.6	r 5.5	r 23.0	r 17.7	r 14.3	r 21.1	87.9	r 24.8	r 27.2	r 39.6	r 33.1	r 45.4
Guinea	656	17.4	r 1.8	r 3.2	r 1.5	r 1.6	r 4.9	95.1	r 26.2	r 23.0	r 23.5	r 26.2	r 26.7
Kenya	664	32.0	r 0.4	r 51.9	r 9.9	r 17.5	r 2.2	6.5	r 1.9	r 1.3	r 2.1	r 2.3	r 2.3
Liberia	668	3.0	r 0.8	r 0.4	r 5.7	r 0.9	3.3
Madagascar	674	1.0	r 0.2	1.5	r 0.3	r 0.3	r 0.4
Malawi	676	0.2	r 0.0	r 0.0	r 0.1	r 0.1	25.8	r 6.3	r 3.4	r 4.6	r 11.7	r 4.6
Mali	678	12.0	r 1.0	r 4.4	r 1.8	r 4.9	r 7.1	0.2	r 0.0	r 0.0	r 0.1	r 0.0	r 0.1
Mauritius	684	0.9	r 0.6	r 0.3	0.4	r 0.2	r 0.1
Mozambique	688	2.8	r 0.1	r 0.0	r 1.3	r 0.0	10.5	r 10.1	r 2.1	r 1.2	r 2.4	r 1.8
Niger	692	0.9	r 0.6	0.0	r 0.0
Nigeria	694	104.2	r 22.7	r 36.2	r 12.5	r 21.7	r 21.2	0.7	r 0.1	r 0.3	r 0.2	r 0.3	r 0.3
Rwanda	714	1.8	r 1.1	r 0.8	r 0.0	0.0	r 0.0	r 0.0	r 0.0
Senegal	722	64.5	r 23.0	r 18.0	r 21.6	r 29.0	r 36.4	0.7	r 0.1	r 0.3	r 0.7	r 0.2	r 2.0
Seychelles	718	r 0.7	r 2.4	r 0.7	r 0.2	r 0.2	r 0.1
Sierra Leone	724	1.3	r 1.3	r 0.8	r 1.5	r 1.5	5.3	r 0.1	r 6.0	r 6.3	r 0.1
South Africa	199	60.0	r 56.0	r 3.4	r 25.7	r 5.6	r 5.4	117.7	r 39.1	r 23.2	r 58.2	r 63.7	r 35.4
South Sudan, Rep. of	733	4.0	r 0.1	r 0.4	r 0.7	r 0.4	r 1.0	1.0	r 0.8	r 0.3	r 0.7	r 0.1
Tanzania	738	2.1	r 0.4	r 0.8	r 1.4	r 0.0	r 0.8	11.6	r 4.2	r 3.2	r 3.7	r 3.4	r 1.7
Togo	742	1.3	r 5.6	r 9.6	r 0.2	r 1.9	r 1.1	0.0	r 0.0
Uganda	746	2.9	r 0.9	r 2.4	r 0.1	r 1.9	4.7	r 1.6	r 1.4	r 0.5	r 1.7
Zambia	754	0.1	r 1.5	r 0.0	r 0.0	1.3	r 0.1	r 0.2	r 0.2
Zimbabwe	698	5.3	r 0.0	r 0.0	r 0.0	r 0.0	8.9	r 2.4	r 2.4	r 2.9	r 1.4	r 3.8
Western Hemisphere	205	270.5	119.5	85.1	72.2	84.3	92.9	684.6	176.8	185.0	192.2	223.2	218.7
Argentina	213	1.9	r 0.1	r 2.8	r 0.5	r 4.8	r 3.8	66.4	r 14.5	r 17.2	r 20.0	r 13.8	r 17.1
Bahamas, The	313	r 13.2	r 0.0	r 0.0
Belize	339	0.9	r 4.0	r 2.1	r 4.4	1.1	r 0.2	r 0.6	r 0.0
Bolivia	218	0.0	r 0.1	r 0.0	r 0.0	r 0.7	0.6	r 0.6	r 0.2	r 0.0	r 0.1
Brazil	223	20.5	r 1.9	r 2.0	r 2.4	r 3.3	r 11.6	193.0	r 48.2	r 42.6	r 59.9	r 55.8	r 56.7
Chile	228	3.9	r 0.5	r 0.8	r 0.9	r 1.5	r 1.5	33.9	r 6.7	r 7.0	r 7.0	r 17.6	r 11.5
Colombia	233	40.7	r 20.4	r 12.2	r 6.1	r 2.1	r 13.1	10.4	r 1.8	r 12.4	r 6.3	r 8.4	r 8.0
Costa Rica	238	21.1	r 1.5	r 19.2	r 1.5	r 2.1	r 8.9	19.6	r 5.2	r 9.5	r 7.0	r 19.1	r 12.1
Dominican Republic	243	5.8	r 0.3	r 0.6	r 0.1	r 0.3	2.7	r 0.7	r 1.6	r 0.9	r 0.6
Ecuador	248	2.9	r 0.1	r 0.1	r 0.1	r 0.1	r 0.1	117.2	r 32.4	r 21.2	r 17.5	r 14.7	r 24.5
Falkland Islands	323	0.7
Greenland	326	0.0	r 0.0	r 0.0	4.1	r 1.7	r 2.0	r 1.2	r 2.1	r 2.0
Guatemala	258	0.4	r 0.1	r 0.2	r 0.0	r 0.3	r 0.1	76.8	r 16.1	r 17.8	r 17.9	r 17.9	r 8.6
Guyana	336	0.1	r 0.0	r 0.3	r 0.1	r 0.4	r 0.2	40.3	r 14.9	r 22.5	r 4.2	r 21.2	r 15.0
Haiti	263	r 0.6	r 0.0	r 5.1	r 0.0	r 0.0	r 0.0	r 0.0
Honduras	268	0.0	r 0.0	r 0.0	r 0.1	r 0.0	1.4	r 0.9	r 0.2	r 9.6	r 0.7
Jamaica	343	0.0	3.0
Mexico	273	136.5	r 93.3	r 6.6	r 29.8	r 40.2	r 39.0	98.7	r 32.7	r 27.5	r 34.4	r 45.5	r 55.9
Nicaragua	278	0.0	r 0.2	0.6	r 0.6
Panama	283	14.2	r 1.5	r 2.6	r 15.1	r 8.9	r 2.2	2.4	r 0.1	r 0.7	r 0.2	r 0.3	r 0.5
Peru	293	9.5	r 0.1	r 16.7	r 2.3	r 2.7	r 0.9	4.6	r 1.8	r 1.7	r 1.6	r 1.2	r 2.1
St. Kitts and Nevis	361	1.8	r 1.3	r 0.0	r 1.5	0.8	r 0.4
Suriname	366	0.5	r 0.3	r 0.6	0.0	r 0.0
Trinidad and Tobago	369	r 0.5	r 0.2
Uruguay	298	0.1	r 0.1	r 0.0	r 0.1	r 0.1	6.2	r 0.7	r 3.0	r 3.1	r 4.0
Venezuela, Rep. Bol.	299	0.5	r 2.2	r 9.4	r 10.4	r 5.4	0.0	r 0.0	r 0.1	r 0.1	r 0.0
Western Hem. n.s.	399	8.9	r 0.9	r 0.0	0.0	r 0.0	r 0.0
Other Countries n.i.e	910	7.4	1.5	1.9	2.8	4.8	1.5	4.8	0.3	0.5	0.3	0.4	0.2
Cuba	928	7.4	r 1.5	r 1.9	r 2.7	r 4.6	r 1.5	1.0	r 0.3	r 0.2	r 0.2	r 0.4	r 0.2
Korea, Dem. People's Rep.	954	r 0.1	r 0.2	3.8	r 0.0	r 0.4	r 0.0	r 0.1
Countries & Areas n.s.	898	47.4	12.4

Ukraine (926)

In Millions of U.S. Dollars

		Exports (FOB)						Imports (CIF)					
		2016	2017Q1	2017Q2	2017Q3	2017Q4	2018Q1	2016	2017Q1	2017Q2	2017Q3	2017Q4	2018Q1
Memorandum Items													
Africa	605	1,341.3	444.9	501.9	386.8	608.7	518.0	503.1	135.8	110.6	190.9	206.0	159.0
Middle East	405	5,095.5	1,241.7	1,118.9	1,069.6	1,086.8	1,302.2	330.3	77.0	100.4	125.7	106.0	131.7
European Union	998	13,504.2	3,681.4	4,239.4	4,379.6	4,939.7	5,073.9	17,138.5	4,370.7	4,908.3	5,321.8	5,948.4	5,181.8
Export earnings: fuel	080	7,054.7	1,871.5	1,840.2	1,956.1	1,984.1	1,792.0	6,076.5	1,769.7	1,808.6	2,179.9	2,754.1	2,265.9
Export earnings: nonfuel	092	29,233.7	7,553.8	8,518.9	8,670.5	9,944.5	9,607.4	33,157.7	8,493.8	9,607.0	10,472.1	11,631.6	10,355.9

United Arab Emirates (466)

In Millions of U.S. Dollars

		Exports (FOB)						Imports (CIF)					
		2016	2017Q1	2017Q2	2017Q3	2017Q4	2018Q1	2016	2017Q1	2017Q2	2017Q3	2017Q4	2018Q1
IFS World	
World	001	188,576.3	52,303.0	51,466.3	49,434.1	55,204.6	55,358.6	272,718.0	65,567.0	63,535.0	62,913.2	65,698.2	55,173.3
Advanced Economies	110	66,176.4	16,923.0	15,988.1	16,834.7	18,166.5	19,072.0	87,756.3	27,674.1	26,414.2	26,084.8	28,195.2	22,512.9
Euro Area	163	7,795.3	1,752.4	1,901.6	1,952.4	1,928.2	2,542.8	31,519.9	8,867.8	8,080.0	9,216.3	9,845.7	6,988.1
Austria	122	e 178.2	e 20.6	e 25.5	e 21.0	e 31.4	e 21.8	747.6	r 273.5	r 271.4	r 289.5	r 357.4	r 265.4
Belgium	124	e 2,516.8	e 536.0	e 694.2	e 602.0	e 557.4	e 945.0	3,693.8	r 939.3	r 892.1	r 866.4	r 1,101.4	r 980.9
Cyprus	423	e 63.3	e 14.9	e 5.8	e 4.5	e 6.8	e 10.9	30.1	r 10.5	r 8.5	r 8.5	r 5.6	r 4.3
Estonia	939	e 3.4	e 1.0	e 0.6	e 0.7	e 0.3	e 0.2	27.0	r 11.9	r 15.9	r 8.5	r 8.8	r 7.0
Finland	172	e 11.1	e 1.5	e 2.4	e 2.1	e 2.6	e 2.6	361.7	r 115.0	r 67.0	r 115.2	r 68.0	r 65.7
France	132	e 1,089.0	e 205.1	e 347.5	e 382.9	e 240.4	e 299.8	4,454.6	r 1,588.5	r 1,344.3	r 1,756.8	r 1,590.5	r 1,104.3
Germany	134	e 834.2	e 272.3	e 311.5	e 272.3	e 252.8	e 231.7	12,594.5	r 2,830.4	r 2,463.5	r 3,094.1	r 3,494.1	r 1,974.2
Greece	174	e 40.6	e 9.0	e 14.3	e 11.0	e 26.3	e 41.9	160.0	r 58.6	r 54.1	r 53.9	r 52.4	r 42.3
Ireland	178	e 37.7	e 6.2	e 7.2	e 6.4	e 8.5	e 12.6	489.9	r 177.4	r 162.0	r 179.2	r 168.2	r 126.0
Italy	136	e 993.4	e 222.7	e 166.0	e 311.4	e 404.4	e 400.0	5,411.4	r 1,712.2	r 1,566.2	r 1,724.6	r 1,808.1	r 1,467.8
Latvia	941	e 5.1	e 1.1	e 1.4	e 1.6	e 1.6	e 2.0	16.2	r 8.5	r 5.1	r 5.0	r 4.6	r 3.9
Lithuania	946	e 4.9	e 0.8	e 1.5	e 0.5	e 0.5	e 0.4	87.0	r 16.8	r 14.0	r 12.8	r 17.1	r 13.2
Luxembourg	137	e 16.0	e 2.7	e 4.6	e 3.4	e 3.6	e 4.6	44.8	r 17.3	r 21.5	r 19.0	r 14.8	r 9.7
Malta	181	e 7.6	e 2.0	e 2.1	e 2.0	e 3.2	e 3.1	19.6	r 6.4	r 8.2	r 2.5	r 1.8	r 1.1
Netherlands	138	e 1,605.9	e 325.8	e 237.9	e 214.7	e 322.3	e 418.6	1,286.8	r 416.7	r 417.4	r 393.7	r 432.1	r 339.3
Portugal	182	e 17.6	e 7.3	e 4.0	e 3.5	e 3.0	e 15.1	218.4	r 78.1	r 75.6	r 81.9	r 81.7	r 59.3
Slovak Republic	936	e 0.9	e 0.6	e 0.1	e 0.8	e 0.4	e 0.8	186.9	r 93.0	r 90.6	r 80.8	r 96.4	r 87.5
Slovenia	961	e 9.3	e 1.8	e 1.1	e 0.7	e 1.2	e 1.4	68.1	r 25.4	r 27.2	r 25.8	r 29.4	r 28.2
Spain	184	e 360.2	e 121.3	e 74.0	e 110.9	e 61.7	e 130.4	1,621.5	r 488.4	r 575.5	r 498.2	r 513.4	r 408.1
Australia	193	e 1,542.3	e 267.4	e 334.2	e 470.0	e 523.3	e 523.3	2,117.1	r 384.1	r 696.6	r 691.5	r 659.3	r 595.2
Canada	156	e 96.8	e 17.7	e 31.0	e 36.5	e 61.4	e 25.0	1,542.5	r 535.6	r 377.7	r 470.2	r 538.2	r 543.6
China,P.R.: Hong Kong	532	e 3,693.8	e 1,117.9	e 969.9	e 799.6	e 1,228.9	e 898.1	2,779.5	r 897.2	r 996.6	r 738.1	r 866.4	r 785.5
China,P.R.: Macao	546	e 0.5	e 0.0	e 0.1	e 0.4	e 0.6	e 0.5	0.5	r 0.6	r 1.0	r 0.2	r 1.5	r 2.1
Czech Republic	935	e 55.8	e 11.2	e 150.0	e 15.4	e 22.6	e 26.3	553.0	r 267.3	r 254.4	r 236.7	r 227.9	r 182.1
Denmark	128	e 48.8	e 31.6	e 10.4	e 5.5	e 11.3	e 41.8	328.5	r 107.1	r 124.7	r 134.4	r 138.9	r 106.1
Iceland	176	e 0.4	e 0.2	e 0.2	e 0.1	e 0.1	e 0.1	2.6	r 0.3	r 1.2	r 0.8	r 0.8	r 0.5
Japan	158	e 16,321.9	e 4,889.7	e 4,572.7	e 4,609.0	e 5,486.3	e 5,892.9	9,659.3	r 3,848.5	r 3,459.6	r 3,000.2	r 3,674.5	r 3,104.9
Korea, Republic of	542	e 6,808.7	e 2,139.5	e 1,636.7	e 2,800.1	e 2,154.3	e 2,232.3	4,769.8	r 2,331.3	r 1,985.0	r 1,844.8	r 1,801.4	r 1,558.5
New Zealand	196	e 751.3	e 321.7	e 273.2	e 242.2	e 343.7	e 338.2	398.8	r 174.6	r 151.6	r 173.6	r 175.5	r 141.0
Norway	142	e 69.3	e 9.0	e 22.5	e 6.5	e 4.3	e 5.3	189.7	r 113.3	r 63.3	r 100.7	r 253.9	r 130.7
San Marino	135	3.2	r 0.4	r 1.3	r 0.6	r 0.8	r 1.1
Singapore	576	e 6,465.1	e 2,147.5	e 2,121.7	e 1,885.6	e 2,170.2	e 2,333.0	1,642.2	r 392.5	r 682.7	r 413.7	r 508.3	r 543.8
Sweden	144	e 24.3	e 6.8	e 8.6	e 16.3	e 11.8	e 11.6	784.7	r 232.8	r 223.5	r 262.9	r 276.6	r 204.0
Switzerland	146	e 15,630.4	e 2,332.9	e 2,362.2	e 2,349.7	e 2,287.2	e 2,444.8	3,846.4	r 1,502.5	r 1,094.3	r 1,131.4	r 1,333.2	r 1,297.7
Taiwan Prov.of China	528	e 2,196.2	e 80.6	e 84.1	e 85.9	e 92.8	e 87.2	1,835.0	r 400.5	r 430.0	r 424.8	r 455.2	r 389.2
United Kingdom	112	e 1,509.4	e 633.7	e 485.2	e 687.2	e 819.7	e 601.8	5,196.7	r 1,618.8	r 1,553.0	r 1,946.2	r 1,663.9	r 1,365.0
United States	111	e 3,166.0	e 1,163.2	e 1,023.8	e 872.0	e 1,019.6	e 1,067.0	20,587.0	r 5,999.0	r 6,237.8	r 5,297.8	r 5,773.2	r 4,573.8
Emerg. & Dev. Economies	200	106,770.1	30,602.1	30,787.0	28,237.5	32,003.6	30,970.5	99,932.9	37,881.9	37,115.7	36,820.1	37,487.3	32,652.2
Emerg. & Dev. Asia	505	40,021.0	12,983.2	12,725.7	10,888.2	12,824.9	12,507.8	52,409.3	22,575.4	21,964.7	21,602.1	21,842.2	18,946.6
American Samoa	859	r 0.0	r 0.0	r 0.1	r 0.0
Bangladesh	513	e 646.8	e 221.7	e 205.2	e 177.6	e 158.4	e 195.9	251.5	r 131.0	r 113.8	r 133.4	r 122.3	r 97.6
Bhutan	514	e 2.1	e 0.4	e 0.6	e 0.3	e 0.7	e 0.8	0.0	r 0.0	r 0.0	r 0.0	r 0.0	r 0.0
Brunei Darussalam	516	e 4.3	e 1.2	e 1.2	e 1.0	e 1.7	e 1.7	0.0	r 0.0	r 0.0	r 0.0	r 0.4	r 0.1
Cambodia	522	e 13.9	e 3.9	e 3.9	e 3.9	e 4.4	e 4.4	108.8	r 51.8	r 52.8	r 59.7	r 52.2	r 46.4
China,P.R.: Mainland	924	e 9,373.9	e 2,903.0	e 3,004.1	e 2,525.6	e 3,064.4	e 3,200.4	22,424.5	r 12,116.8	r 11,159.9	r 12,143.4	r 12,825.4	r 11,526.1
Fiji	819	e 4.4	e 1.0	e 1.0	e 1.0	e 1.1	e 1.0	1.6	r 1.1	r 0.5	r 1.0	r 0.4	r 0.2
F.T. French Polynesia	887	e 0.4	e 0.1	e 0.1	e 0.1	e 0.1	e 0.1	0.0	r 0.0	r 0.0	r 0.0	r 0.0
F.T. New Caledonia	839	e 11.2	e 2.8	e 2.8	e 2.8	e 2.8	e 2.8	0.1	r 0.0	r 0.0	r 0.1	r 0.0	r 0.0
India	534	e 18,185.0	e 5,907.3	e 5,940.5	e 4,752.2	e 5,184.1	e 4,626.2	18,669.4	r 5,668.1	r 6,011.1	r 4,212.1	r 4,340.8	r 3,654.6
Indonesia	536	e 1,241.7	e 634.3	e 409.8	e 452.7	e 568.7	e 376.2	1,167.4	r 440.8	r 457.0	r 452.1	r 411.3	r 355.8
Kiribati	826	0.0	r 0.1	r 0.1	r 0.0	r 0.0
Lao People's Dem.Rep	544	6.3	r 6.6	r 4.9	r 6.1	r 5.2	r 3.4
Malaysia	548	e 2,203.6	e 882.2	e 727.5	e 626.9	e 639.1	e 636.6	2,704.7	r 529.5	r 571.7	r 641.4	r 570.1	r 492.9
Maldives	556	e 314.7	e 88.7	e 96.1	e 93.0	e 101.2	e 110.5	2.0	r 0.6	r 0.4	r 0.4	r 0.6	r 0.5
Mongolia	948	e 0.9	e 0.2	e 0.1	e 0.1	e 1.4	e 0.8	0.0	r 0.0	r 0.1	r 0.1	r 0.1	r 0.1
Myanmar	518	e 140.2	e 34.2	e 21.2	e 18.4	e 20.3	e 23.0	80.4	r 24.5	r 21.8	r 17.3	r 18.3	r 13.4

United Arab Emirates (466)

In Millions of U.S. Dollars

		Exports (FOB)						Imports (CIF)					
		2016	2017Q1	2017Q2	2017Q3	2017Q4	2018Q1	2016	2017Q1	2017Q2	2017Q3	2017Q4	2018Q1
Nepal	558	e 198.1	e 41.4	e 39.4	e 39.2	e 45.2	e 50.6	1.0	r 0.5	r 0.3	r 0.3	r 0.5	r 0.3
Palau	565	e 0.0	e 0.0	e 0.0	e 0.0	e 0.0	e 0.0	1.0	r 0.1
Papua New Guinea	853	0.1	r 0.0	r 0.1	r 0.0	r 0.0
Philippines	566	e 578.5	e 250.6	e 90.3	e 198.0	e 149.6	e 361.0	432.9	r 201.8	r 216.1	r 197.0	r 202.7	r 188.2
Solomon Islands	813	0.0	r 0.0	r 0.0	r 0.1	r 0.0
Sri Lanka	524	e 1,005.2	e 356.9	e 288.5	e 364.4	e 465.8	e 562.6	180.0	r 70.3	r 57.0	r 64.7	r 61.2	r 46.1
Thailand	578	e 5,671.0	e 1,540.1	e 1,765.6	e 1,492.2	e 2,252.6	e 2,216.8	2,619.6	r 1,001.6	r 948.9	r 939.9	r 886.7	r 745.4
Timor-Leste	537	e 0.1	e 0.0	e 0.0	e 0.0	e 0.0	e 0.0
Tonga	866	e 0.1	e 0.0	e 0.0	e 0.0	e 0.0	e 0.0
Tuvalu	869	r 0.2
Vanuatu	846	e 0.2	e 0.0	e 0.0	e 0.1	e 0.1	e 0.0	0.3
Vietnam	582	e 424.9	e 113.2	e 127.8	e 138.4	e 163.3	e 136.4	2,642.2	r 2,329.8	r 2,348.1	r 2,732.7	r 2,344.0	r 1,775.3
Asia n.s.	598	1,115.4	r 0.2	r 0.0	r 0.0	r 0.0	r 0.0
Europe	170	4,436.7	1,636.5	1,774.8	1,402.4	1,323.2	1,557.0	7,875.3	3,399.9	3,663.0	3,286.8	2,463.5	1,672.2
Emerg. & Dev. Europe	903	3,712.8	1,512.9	1,612.0	1,240.7	1,130.0	1,380.6	6,364.5	2,866.9	2,959.3	2,560.4	1,798.2	1,180.3
Albania	914	e 5.0	e 1.3	e 1.0	e 1.3	e 2.1	e 1.3	4.9	r 2.0	r 1.3	r 2.0	r 1.6	r 1.0
Bosnia and Herzegovina	963	e 6.9	e 2.1	e 2.2	e 1.6	e 2.0	e 2.3	11.9	r 5.1	r 4.3	r 5.0	r 6.4	r 5.8
Bulgaria	918	e 22.2	e 7.7	e 7.4	e 6.0	e 8.0	e 8.5	268.9	r 172.6	r 149.1	r 91.8	r 109.3	r 85.7
Croatia	960	e 3.5	e 0.3	e 0.3	e 0.3	e 0.3	e 0.4	52.0	r 11.0	r 11.6	r 10.1	r 8.1	r 5.8
Faroe Islands	816	e 0.0	e 0.0	e 0.0	e 0.0	e 0.0	e 0.0	0.2	r 0.0	r 0.0	r 0.1	r 0.1
Hungary	944	e 3.6	e 1.6	e 2.0	e 1.9	e 1.8	e 5.4	306.5	r 101.8	r 96.2	r 89.0	r 100.4	r 76.4
Kosovo	967	e 0.6	e 0.0	e 0.1	e 0.2	e 0.1	e 0.3	r 0.1	r 0.1	r 0.1	r 0.0	r 0.0
Macedonia, FYR	962	e 1.6	e 0.3	e 0.5	e 0.3	e 0.5	e 0.5	3.4
Montenegro	943	e 0.5	e 0.1	e 0.0	e 0.1	e 0.0	e 0.1	1.6	r 0.2	r 0.1	r 2.0	r 0.0	r 0.0
Poland	964	e 111.2	e 33.4	e 29.4	e 40.6	e 41.1	e 35.3	618.8	r 227.7	r 257.5	r 241.6	r 247.7	r 205.9
Romania	968	e 35.6	e 10.1	e 4.1	e 24.0	e 12.4	e 25.7	401.6	r 131.6	r 164.1	r 140.8	r 126.3	r 103.4
Serbia, Republic of	942	e 30.4	e 2.9	e 3.1	e 3.4	e 4.4	e 6.1	33.3	r 20.3	r 9.9	r 13.1	r 11.5	r 10.1
Turkey	186	e 3,491.7	e 1,453.0	e 1,561.9	e 1,161.0	e 1,057.1	e 1,294.7	4,661.4	r 2,194.5	r 2,265.1	r 1,964.8	r 1,186.5	r 685.9
CIS	901	723.9	123.5	162.7	161.7	193.2	176.4	1,509.5	532.9	703.7	726.3	662.9	488.5
Armenia	911	e 54.5	e 23.0	e 19.2	e 24.0	e 28.0	e 25.7	23.5	r 14.2	r 23.1	r 11.2	r 21.2	r 18.6
Azerbaijan, Rep. of	912	e 54.5	e 3.1	e 4.9	e 5.1	e 8.3	e 6.2	2.4	r 2.3	r 2.0	r 0.6	r 0.5	r 0.1
Belarus	913	e 8.0	e 2.0	e 3.1	e 3.0	e 3.1	e 3.1	12.3	r 7.1	r 4.5	r 8.5	r 8.9	r 5.5
Georgia	915	e 130.4	e 27.9	e 30.4	e 35.7	e 42.8	e 32.4	8.3	r 1.8	r 29.7	r 2.4	r 0.9	r 0.9
Kazakhstan	916	e 65.1	e 14.0	e 27.1	e 25.1	e 13.4	e 20.1	80.0	r 19.9	r 23.0	r 62.0	r 15.0	r 2.3
Kyrgyz Republic	917	e 3.6	e 1.4	e 1.8	e 3.1	e 1.9	e 2.0	31.0	r 5.1	r 15.5	r 35.6	r 1.9	r 2.8
Moldova	921	e 1.0	e 0.3	e 0.4	e 0.5	e 0.5	e 0.5	3.9	r 1.4	r 1.6	r 1.9	r 1.7	r 1.3
Russian Federation	922	e 257.2	e 29.8	e 45.8	e 30.7	e 54.9	e 55.5	1,107.6	r 344.8	r 483.2	r 453.1	r 444.6	r 349.8
Tajikistan	923	e 89.8	e 12.1	e 17.2	e 22.4	e 22.2	e 15.9	0.4	r 0.4	r 0.1	r 0.2	r 0.8	r 1.4
Turkmenistan	925	6.0	r 4.0	r 8.3	r 6.6	r 10.0
Ukraine	926	e 59.8	e 9.9	e 12.9	e 12.2	e 18.1	e 15.1	226.9	r 127.8	r 108.9	r 139.2	r 153.8	r 102.7
Uzbekistan	927	7.2	r 4.1	r 3.8	r 5.0	r 3.6	r 3.2
Europe n.s.	884	1.3	r 0.1	r 0.0	r 0.2	r 2.4	r 3.5
Mid East, N Africa, Pak	440	54,560.8	13,983.9	14,189.4	13,600.0	15,310.3	14,194.5	20,721.8	6,626.8	6,310.2	5,937.7	6,420.2	4,573.4
Afghanistan, I.R. of	512	e 189.0	e 40.7	e 55.8	e 67.8	e 53.3	e 62.3	244.5	r 7.6	r 39.9	r 50.4	r 5.9	r 2.5
Algeria	612	e 306.7	e 49.6	e 48.5	e 50.9	e 53.3	e 54.3	14.6	r 3.2	r 8.6	r 6.8	r 7.7	r 5.4
Bahrain, Kingdom of	419	e 1,030.6	e 309.2	e 334.1	e 328.7	e 319.2	e 290.7	906.4	r 467.4	r 588.5	r 580.4	r 669.6	r 439.3
Djibouti	611	e 320.4	e 70.6	e 92.2	e 88.0	e 75.4	e 74.3	11.4	r 2.5	r 0.5	r 0.1	r 0.8	r 0.2
Egypt	469	e 3,039.9	e 678.5	e 625.9	e 821.2	e 917.0	e 740.3	1,833.2	r 627.0	r 485.7	r 477.9	r 510.6	r 478.7
Iran, I.R. of	429	e 16,711.4	e 4,237.3	e 4,679.1	e 4,600.3	e 5,358.9	e 4,508.7	968.6	r 336.4	r 391.1	r 500.3	r 627.3	r 581.8
Iraq	433	1,709.4	r 165.2	r 138.3	r 302.7	r 94.3	r 72.0
Jordan	439	e 697.8	e 306.7	e 198.3	e 190.2	e 242.3	e 122.8	294.4	r 114.8	r 106.3	r 105.6	r 128.1	r 104.6
Kuwait	443	e 2,648.8	e 700.2	e 706.1	e 657.1	e 700.5	e 654.6	923.5	r 624.2	r 360.1	r 556.0	r 233.2	r 150.0
Lebanon	446	e 318.3	e 83.0	e 77.7	e 76.8	e 102.4	e 117.8	330.2	r 88.9	r 123.8	r 87.1	r 187.0	r 103.3
Libya	672	e 39.7	e 8.9	e 9.5	e 9.9	e 11.5	e 10.8	2,796.6	r 516.7	r 412.3	r 378.8	r 326.5	r 116.6
Mauritania	682	e 243.8	e 59.3	e 77.2	e 72.3	e 87.3	e 83.9	20.4	r 8.0	r 21.8	r 25.3	r 20.4	r 16.0
Morocco	686	e 626.3	e 95.9	e 118.4	e 111.1	e 164.8	e 129.4	132.4	r 42.6	r 44.0	r 30.0	r 31.7	r 25.4
Oman	449	e 10,656.6	e 2,450.4	e 2,142.1	e 2,293.5	e 2,814.6	e 2,438.1	2,431.9	r 443.9	r 566.9	r 452.9	r 719.9	r 369.8
Pakistan	564	e 5,851.0	e 1,702.8	e 1,902.9	e 1,759.7	e 1,738.7	e 1,522.3	700.3	r 185.2	r 200.1	r 189.2	r 167.2	r 133.5
Qatar	453	e 2,749.4	e 669.0	e 624.3	e 108.6	e 157.7	e 48.7	581.3	r 343.8	r 263.2	r 8.7	r 0.1	r 0.0
Saudi Arabia	456	e 7,199.1	e 1,993.5	e 1,947.9	e 1,883.4	e 1,999.9	e 2,864.5	4,473.7	r 1,813.8	r 1,617.2	r 1,563.2	r 1,908.6	r 1,358.5

United Arab Emirates (466)

In Millions of U.S. Dollars

		Exports (FOB)						Imports (CIF)					
		2016	2017Q1	2017Q2	2017Q3	2017Q4	2018Q1	2016	2017Q1	2017Q2	2017Q3	2017Q4	2018Q1
Somalia	726	73.6	r 26.7	r 37.4	r 28.0	r 35.0	r 33.7
Sudan	732	e 819.7	e 279.5	e 268.5	e 221.9	e 248.2	e 215.4	1,862.8	r 672.9	r 722.0	r 502.0	r 593.8	r 459.3
Syrian Arab Republic	463	e 69.5	e 18.8	e 17.9	e 18.7	e 21.5	e 19.5	49.2	r 10.3	r 13.2	r 9.6	r 11.5	r 9.9
Tunisia	744	e 138.6	e 31.9	e 32.7	e 31.9	e 32.4	e 33.2	62.5	r 21.5	r 27.6	r 22.8	r 22.6	r 22.0
West Bank and Gaza	487	e 33.9	e 8.5	e 8.7	e 9.2	e 9.2	e 9.6	14.0	r 4.5	r 4.5	r 2.2	r 11.1	r 4.5
Yemen, Republic of	474	e 870.1	e 189.6	e 221.6	e 198.7	e 202.2	e 193.4	287.1	r 99.6	r 137.1	r 58.0	r 107.3	r 86.3
Sub-Saharan Africa	603	6,927.8	1,850.5	1,950.2	2,133.9	2,222.8	2,516.0	14,770.8	3,828.3	4,021.6	4,203.8	4,189.6	3,751.7
Angola	614	e 278.4	e 98.9	e 90.9	e 95.4	e 96.7	e 82.5	956.3	r 214.5	r 270.8	r 377.3	r 337.7	r 339.5
Benin	638	e 61.0	e 12.0	e 16.6	e 17.6	e 15.8	e 16.1	340.5	r 124.6	r 148.4	r 78.9	r 94.3	r 57.2
Botswana	616	e 20.0	e 107.0	e 6.5	e 5.4	e 6.2	e 8.3	1,301.2	r 413.5	r 393.4	r 244.9	r 364.6	r 412.1
Burkina Faso	748	e 10.8	e 3.5	e 3.8	e 3.7	e 3.8	e 3.8	10.5	r 0.7	r 5.8	r 0.0	r 0.8	r 0.4
Burundi	618	e 39.6	e 12.2	e 11.4	e 10.3	e 15.5	e 8.8	107.7	r 14.9	r 20.7	r 20.6	r 18.3	r 10.2
Cabo Verde	624	e 0.5	e 0.1	e 0.1	e 0.1	e 0.1	e 0.1	0.2	r 0.1	r 0.1	r 0.0	r 0.1	r 0.0
Cameroon	622	e 43.5	e 23.8	e 29.6	e 28.8	e 32.4	e 28.5	350.2	r 93.5	r 101.4	r 95.9	r 99.0	r 83.5
Central African Rep.	626	e 5.2	e 1.0	e 1.3	e 1.4	e 1.8	e 1.1	0.6	r 2.1	r 2.1	r 0.3	r 1.7	r 3.1
Chad	628	168.7	r 28.8	r 28.4	r 21.4	r 23.6	r 21.7
Comoros	632	e 49.9	e 12.4	e 16.0	e 11.5	e 13.2	e 17.0	11.4	r 2.1	r 0.4	r 0.6	r 3.6	r 4.6
Congo, Dem. Rep. of	636	142.6	r 26.6	r 33.4	r 43.0	r 53.4	r 66.2
Congo, Republic of	634	e 54.8	e 9.5	e 9.6	e 8.8	e 9.6	e 8.3	702.2	r 164.3	r 202.3	r 231.6	r 292.4	r 211.2
Côte d'Ivoire	662	e 37.7	e 8.8	e 11.4	e 9.8	e 10.2	e 9.0	24.1	r 8.5	r 6.7	r 7.5	r 8.7	r 6.2
Equatorial Guinea	642	3.0	r 0.1	r 9.5	r 0.1	r 3.2
Eritrea	643	e 72.0	e 13.0	e 16.9	e 16.9	e 19.2	e 12.4	94.2	r 50.4	r 32.1	r 24.4	r 33.1	r 26.5
Ethiopia	644	e 668.8	e 155.6	e 197.5	e 146.4	e 162.9	e 128.5	178.5	r 32.2	r 36.3	r 31.7	r 24.4	r 22.8
Gabon	646	e 27.8	e 7.7	e 6.4	e 6.5	e 6.3	e 6.1	19.5	r 5.4	r 7.3	r 9.5	r 7.8	r 6.7
Gambia, The	648	e 7.2	e 1.8	e 2.7	e 2.6	e 2.4	e 2.5	2.1	r 1.2	r 0.9	r 0.5	r 1.1	r 0.8
Ghana	652	e 272.4	e 62.6	e 73.7	e 76.6	e 77.2	e 66.7	2,038.1	r 193.4	r 78.8	r 319.5	r 191.9	r 166.3
Guinea	656	e 116.3	e 28.0	e 30.9	e 28.3	e 26.5	e 29.7	1,078.4	r 760.3	r 702.5	r 678.2	r 581.1	r 380.2
Guinea-Bissau	654	5.3
Kenya	664	e 850.8	e 209.1	e 267.7	e 444.5	e 341.2	e 397.5	131.1	r 74.7	r 77.1	r 75.2	r 74.0	r 55.4
Lesotho	666	e 0.5	e 0.1	e 0.2	e 0.1	e 0.2	e 0.1	23.9	r 7.5	r 10.8	r 16.3	r 22.7	r 19.9
Liberia	668	120.7	r 29.0	r 31.4	r 31.7	r 31.2	r 28.4
Madagascar	674	e 157.6	e 45.0	e 46.0	e 49.0	e 51.1	e 46.2	153.1	r 32.2	r 27.1	r 26.0	r 31.8	r 20.3
Malawi	676	e 183.6	e 42.1	e 48.5	e 46.7	e 41.5	e 34.0	89.1	r 4.9	r 2.3	r 3.8	r 3.0	r 2.4
Mali	678	e 32.5	e 7.6	e 8.1	e 8.1	e 8.4	e 8.7	1,527.1	r 41.1	r 82.2	r 61.7	r 202.5	r 286.0
Mauritius	684	e 81.4	e 16.1	e 16.5	e 38.3	e 36.1	e 40.1	12.0	r 4.1	r 3.3	r 4.4	r 5.0	r 4.7
Mozambique	688	e 357.8	e 125.5	e 107.6	e 125.4	e 142.6	e 127.1	130.8	r 61.8	r 36.9	r 47.5	r 60.3	r 43.6
Namibia	728	e 45.4	e 22.3	e 23.3	e 24.5	e 26.2	e 24.9	95.1	r 60.4	r 50.2	r 69.6	r 46.6	r 43.4
Niger	692	e 18.9	e 5.2	e 4.6	e 5.7	e 5.5	e 6.8	164.0	r 25.5	r 17.3	r 16.7	r 27.6	r 32.2
Nigeria	694	e 511.4	e 107.7	e 122.2	e 110.5	e 111.3	e 118.0	726.9	r 193.6	r 159.5	r 131.6	r 123.3	r 91.5
Rwanda	714	e 97.7	e 26.0	e 17.7	e 22.7	e 19.4	e 16.8	181.8	r 53.1	r 65.5	r 82.8	r 109.4	r 101.1
São Tomé & Príncipe	716	e 1.4	e 0.3	e 0.4	e 0.4	e 0.4	e 0.3
Senegal	722	e 148.9	e 31.7	e 29.1	e 33.2	e 23.9	e 33.1	154.0	r 48.0	r 53.8	r 38.0	r 34.6	r 28.8
Seychelles	718	e 237.3	e 67.2	e 65.7	e 83.6	e 111.1	e 113.6	0.4	r 0.1	r 0.1	r 0.1	r 0.2	r 0.1
Sierra Leone	724	e 65.7	e 12.6	e 12.4	e 12.9	e 14.3	e 16.5	17.5	r 3.4	r 6.7	r 1.1	r 1.1	r 1.6
South Africa	199	e 1,066.7	e 203.3	e 322.6	e 298.4	e 286.2	e 580.8	1,487.2	r 389.1	r 620.4	r 684.8	r 590.2	r 590.3
Swaziland	734	e 0.8	e 0.2	e 0.2	e 0.2	e 0.3	e 0.2	8.0	r 4.7	r 1.6	r 2.4	r 1.1	r 1.0
Tanzania	738	e 558.8	e 124.6	e 127.8	e 100.9	e 148.3	e 182.4	855.2	r 221.1	r 257.8	r 248.3	r 211.6	r 170.8
Togo	742	e 13.9	e 3.7	e 3.7	e 3.2	e 2.3	e 1.6	409.5	r 146.6	r 192.7	r 118.8	r 107.9	r 87.2
Uganda	746	e 390.8	e 125.8	e 142.3	e 173.3	e 183.6	e 177.1	376.4	r 95.1	r 108.5	r 129.8	r 91.3	r 53.3
Zambia	754	e 298.5	e 106.8	e 46.3	e 70.6	e 156.1	e 148.3	395.8	r 140.4	r 78.8	r 108.9	r 135.9	r 157.2
Zimbabwe	698	e 41.7	e 9.6	e 12.1	e 11.5	e 12.8	e 12.3	175.8	r 54.4	r 56.1	r 118.5	r 137.7	r 113.2
Western Hemisphere	205	823.9	148.0	146.9	213.0	322.4	195.3	4,155.8	1,451.5	1,156.3	1,789.7	2,571.8	3,708.2
Anguilla	312	0.1	r 0.0	r 0.0	r 0.0	r 0.0
Antigua and Barbuda	311	e 0.5	e 0.7	e 0.6	e 0.7	e 1.0	e 1.2	0.0	r 0.2	r 0.0	r 0.0
Argentina	213	e 29.4	e 2.1	e 2.5	e 9.1	e 33.9	e 11.8	177.1	r 85.0	r 54.9	r 64.3	r 61.4	r 36.2
Aruba	314	e 0.6	e 0.0	e 0.1	e 0.1	e 0.2	e 0.3	0.5	r 0.1	r 0.1	r 0.1	r 0.3	r 0.2
Bahamas, The	313	0.3	r 0.1	r 0.2	r 0.6	r 0.7	r 0.6
Barbados	316	e 0.7	e 0.1	e 0.0	e 0.0	e 0.0	e 0.0	0.4	r 0.0	r 0.0	r 0.0	r 0.0	r 0.0
Belize	339	e 5.4	e 0.4	e 1.1	e 0.6	e 1.2	e 0.3	0.7	r 0.0	r 0.0	r 0.1	r 0.0	r 0.0
Bermuda	319	e 0.0	e 0.0	e 0.0	e 0.0	e 0.0	e 0.0	0.0	r 0.0	r 0.1	r 0.0	r 0.1	r 0.0

United Arab Emirates (466)

In Millions of U.S. Dollars

		Exports (FOB)						Imports (CIF)					
		2016	2017Q1	2017Q2	2017Q3	2017Q4	2018Q1	2016	2017Q1	2017Q2	2017Q3	2017Q4	2018Q1
Bolivia	218	e 1.6	e 1.5	e 2.6	e 0.7	e 1.9	e 1.3	202.1	r 50.5	r 18.8	r 213.1	r 128.0	r 163.7
Brazil	223	e 335.5	e 48.6	e 27.0	e 21.3	e 90.0	e 60.9	1,776.8	r 760.2	r 544.5	r 761.9	r 769.9	r 656.8
Chile	228	e 59.2	e 6.7	e 5.7	e 13.7	e 13.9	e 9.2	99.2	r 26.2	r 42.4	r 48.8	r 35.6	r 35.3
Colombia	233	e 11.3	e 3.6	e 5.1	e 4.0	e 4.4	e 3.8	103.8	r 9.9	r 46.2	r 18.8	r 21.5	r 6.9
Costa Rica	238	e 3.4	e 1.2	e 0.8	e 0.8	e 0.9	e 0.8	11.0	r 3.4	r 4.4	r 3.6	r 5.0	r 4.2
Curacao	354	4.7	r 11.8	r 6.5	r 5.5	r 0.0	r 0.1
Dominica	321	e 0.0	e 0.0	e 0.0	e 0.0	e 0.0	e 0.0	0.2	r 0.1	r 0.0	r 0.0	r 0.0	r 0.0
Dominican Republic	243	e 8.2	e 2.1	e 2.1	e 2.1	e 2.5	e 2.4	10.7	r 5.2	r 4.6	r 4.8	r 4.9	r 3.3
Ecuador	248	e 10.0	e 4.6	e 3.5	e 2.1	e 3.7	e 2.6	44.4	r 11.6	r 18.0	r 17.3	r 18.1	r 11.3
El Salvador	253	e 10.1	e 2.2	e 2.2	e 2.2	e 2.3	e 2.2	1.1	r 0.6	r 0.7	r 0.4	r 0.5	r 0.4
Greenland	326	e 0.0	e 0.0	e 0.0	e 0.0	e 0.0	e 0.0	0.1	r 0.1	r 0.0	r 0.0	r 0.0	r 0.0
Guatemala	258	e 6.3	e 1.9	e 0.5	e 1.4	e 2.1	e 1.8	42.0	r 20.0	r 33.3	r 12.8	r 13.2	r 17.2
Guyana	336	e 3.6	e 0.5	e 0.4	e 0.9	e 0.5	e 2.0	4.9	r 2.6	r 3.7	r 20.0	r 24.3	r 14.0
Haiti	263	e 0.8	e 0.2	e 0.3	e 0.3	e 0.3	e 0.2	0.9	r 0.4	r 0.3	r 0.7	r 0.7	r 0.6
Honduras	268	e 1.2	e 0.1	e 0.1	e 0.1	e 0.3	e 0.5	8.8	r 3.9	r 6.9	r 1.4	r 1.0	r 1.0
Jamaica	343	e 2.8	e 0.7	e 0.7	e 0.7	e 0.7	e 0.7	0.1	r 0.0	r 0.3	r 26.4	r 0.0	r 0.0
Mexico	273	e 229.5	e 59.5	e 80.9	e 114.7	e 143.9	e 81.1	739.5	r 237.0	r 253.6	r 260.6	r 311.3	r 271.0
Montserrat	351	e 0.1	e 0.0	e 0.0	e 0.0	e 0.0	e 0.1	0.0	r 0.0	r 0.0	r 0.0
Netherlands Antilles	353	e 0.1	e 0.0	e 0.0	e 0.0	e 0.0	e 0.0	r 1.1	r 0.0	r 0.0	r 0.2
Nicaragua	278	6.1	r 1.6	r 2.6	r 2.6	r 2.0	r 0.9
Panama	283	e 2.0	e 0.4	e 0.7	e 0.6	e 0.7	e 0.1	0.5	r 0.3	r 0.0	r 0.1	r 0.1	r 0.2
Paraguay	288	23.1	r 4.5	r 12.2	r 0.3	r 6.1	r 13.9
Peru	293	e 70.0	e 5.3	e 4.1	e 6.4	e 6.3	e 5.9	449.9	r 115.2	r 85.0	r 322.7	r 127.0	r 68.2
St. Lucia	362	e 0.1	e 0.0	e 0.0	e 0.0	e 0.0	e 0.0	r 0.0	r 0.0	r 0.0
St. Vincent & Grens.	364	e 0.1	e 0.0	e 0.0	e 0.0	e 0.0	e 0.0
Suriname	366	e 1.4	e 0.4	e 0.3	e 0.4	e 0.5	e 0.5	437.3	r 95.2	r 13.1	r 0.0	r 0.1	r 0.1
Trinidad and Tobago	369	e 5.3	e 1.1	e 1.1	e 1.3	e 1.3	e 1.2	0.8	r 0.3	r 0.1	r 0.1	r 0.1	r 0.0
Uruguay	298	e 5.2	e 0.3	e 0.8	e 25.9	e 6.8	e 0.5	7.9	r 3.7	r 3.3	r 2.4	r 8.2	r 9.1
Venezuela, Rep. Bol.	299	e 19.3	e 3.6	e 3.6	e 3.0	e 2.9	e 3.8	0.8	r 0.2	r 0.3	r 0.1	r 1,031.5	r 2,393.2
Western Hem. n.s.	399	0.0	r 0.2	r 0.0	r 0.0	r 0.0
Other Countries n.i.e	910	0.6	0.1	0.1	0.2	0.2	0.1	2.4	1.3	0.5	0.4	0.6	0.5
Cuba	928	e 0.6	e 0.1	e 0.1	e 0.2	e 0.2	e 0.1	1.0	r 1.3	r 0.4	r 0.4	r 0.5	r 0.5
Korea, Dem. People's Rep.	954	1.4	r 0.0	r 0.0	r 0.0	r 0.0	r 0.0
Special Categories	899	3,249.7
Countries & Areas n.s.	898	15,629.2	r 4,777.8	r 4,691.0	r 4,361.8	r 5,034.3	r 5,315.9	81,776.7	r 9.7	r 4.6	r 7.9	r 15.1	r 7.7
Memorandum Items													
Africa	605	9,383.4	2,437.4	2,587.7	2,710.0	2,884.2	3,106.5	16,948.4	4,605.7	4,883.6	4,818.7	4,901.6	4,313.8
Middle East	405	46,065.1	11,653.5	11,593.2	11,196.4	12,856.8	12,019.4	17,599.3	5,656.5	5,208.1	5,083.3	5,535.1	3,875.4
European Union	998	9,609.7	2,488.8	2,599.0	2,749.8	2,857.3	3,299.5	40,030.6	11,738.4	10,914.1	12,369.7	12,744.9	9,322.6
Export earnings: fuel	080	43,513.4	10,893.9	11,037.2	10,425.3	11,934.4	11,375.1	19,217.8	5,864.7	5,760.9	5,950.9	7,152.2	6,777.7
Export earnings: nonfuel	092	145,062.9	41,409.1	40,429.1	39,008.8	43,270.2	43,983.5	253,500.2	59,702.3	57,774.1	56,962.3	58,545.9	48,395.6

United Kingdom (112)

In Millions of U.S. Dollars

		Exports (FOB)						Imports (CIF)					
		2016	2017Q1	2017Q2	2017Q3	2017Q4	2018Q1	2016	2017Q1	2017Q2	2017Q3	2017Q4	2018Q1
IFS World		408,059.9	103,754.5	110,116.1	111,412.2	115,942.5	590,976.4	146,848.3	149,307.7	156,381.4	163,369.2
World	001	409,044.3	107,205.6	106,451.4	110,232.2	117,142.2	122,931.8	636,639.3	152,287.6	154,879.6	167,504.5	169,389.3	172,811.7
Advanced Economies	110	310,556.6	80,803.7	79,229.3	81,697.1	85,771.9	91,782.3	463,142.3	112,167.0	112,093.7	119,867.2	119,878.1	125,479.9
Euro Area	163	171,116.2	44,506.3	45,188.9	46,867.3	48,802.0	53,019.0	279,531.5	69,817.8	70,281.1	72,760.8	75,927.9	79,197.5
Austria	122	2,442.3	r 610.4	r 552.4	r 613.5	r 641.8	r 782.0	4,334.6	r 1,005.4	r 1,021.6	r 1,125.5	r 1,116.5	r 1,470.8
Belgium	124	15,744.8	r 4,139.2	r 4,466.8	r 4,954.3	r 4,210.6	r 4,742.0	31,367.9	r 8,211.0	r 7,599.1	r 7,793.4	r 8,440.4	r 9,148.1
Cyprus	423	435.8	r 105.0	r 110.3	r 137.4	r 139.1	r 134.5	233.0	r 45.3	r 52.4	r 47.7	r 46.7	r 53.8
Estonia	939	315.5	r 73.0	r 82.2	r 84.5	r 86.7	r 84.5	324.3	r 71.1	r 84.3	r 74.9	r 66.1	r 69.7
Finland	172	1,806.2	r 419.2	r 416.4	r 429.1	r 499.7	r 503.0	2,945.5	r 614.0	r 791.6	r 843.7	r 938.6	r 811.4
France	132	26,307.3	r 7,174.8	r 7,558.1	r 7,517.8	r 8,030.9	r 8,436.6	33,293.1	r 8,057.5	r 8,659.1	r 8,733.2	r 9,078.9	r 9,366.4
Germany	134	43,765.0	r 11,846.0	r 11,197.8	r 11,807.3	r 11,673.2	r 12,867.1	86,810.3	r 21,649.2	r 21,448.1	r 22,742.7	r 22,307.2	r 24,345.1
Greece	174	1,232.5	r 302.0	r 296.5	r 301.7	r 356.6	r 440.4	1,074.5	r 257.6	r 290.1	r 284.5	r 306.2	r 319.8
Ireland	178	22,854.8	r 5,338.5	r 6,214.5	r 6,349.5	r 7,154.3	r 6,989.6	17,636.3	r 4,013.6	r 4,915.0	r 4,680.5	r 5,243.2	r 4,708.0
Italy	136	13,120.1	r 3,310.7	r 3,334.7	r 3,133.0	r 3,410.7	r 3,920.8	23,177.5	r 5,571.4	r 5,925.5	r 6,156.3	r 6,493.3	r 6,512.4
Latvia	941	319.8	r 90.4	r 91.9	r 156.2	r 118.4	r 121.2	905.8	r 186.3	r 203.9	r 201.4	r 192.7	r 183.2
Lithuania	946	439.4	r 162.6	r 164.1	r 192.6	r 196.0	r 145.7	1,052.9	r 214.6	r 230.7	r 255.0	r 250.8	r 361.8
Luxembourg	137	283.8	r 115.1	r 76.5	r 72.8	r 74.1	r 76.3	554.6	r 121.7	r 121.5	r 126.7	r 140.6	r 133.4
Malta	181	531.2	r 178.3	r 157.0	r 163.0	r 160.1	r 295.9	267.5	r 47.6	r 33.3	r 46.3	r 51.3	r 34.1
Netherlands	138	25,512.4	r 6,459.6	r 6,389.4	r 6,964.2	r 7,659.9	r 8,841.8	46,846.3	r 12,085.9	r 12,245.3	r 13,101.6	r 14,470.7	r 14,070.3
Portugal	182	1,941.6	r 490.9	r 493.6	r 529.2	r 520.5	r 566.0	3,597.4	r 966.7	r 949.1	r 994.4	r 972.4	r 1,127.7
Slovak Republic	936	713.2	r 183.3	r 200.5	r 199.2	r 190.2	r 220.0	3,394.8	r 850.4	r 705.9	r 831.4	r 836.4	r 805.1
Slovenia	961	330.2	r 87.4	r 84.4	r 87.8	r 92.2	r 107.0	536.3	r 137.0	r 134.9	r 132.4	r 132.0	r 141.2
Spain	184	13,020.2	r 3,419.9	r 3,301.8	r 3,174.3	r 3,587.1	r 3,744.6	21,178.9	r 5,711.5	r 4,869.6	r 4,589.1	r 4,843.9	r 5,535.3
Australia	193	5,213.8	r 1,185.6	r 1,402.9	r 1,485.8	r 1,657.6	r 1,447.7	7,222.8	r 855.5	r 952.3	r 1,819.0	r 1,392.6	r 1,434.4
Canada	156	6,175.0	r 1,374.6	r 1,601.5	r 1,540.0	r 1,701.7	r 1,773.9	13,672.3	r 3,614.9	r 3,864.4	r 4,029.8	r 3,543.9	r 3,757.9
China,P.R.: Hong Kong	532	8,862.0	r 2,229.6	r 2,093.4	r 2,325.0	r 2,662.4	r 2,485.9	7,739.6	r 1,590.2	r 1,923.3	r 1,292.0	r 881.4	r 650.3
China,P.R.: Macao	546	55.2	r 18.7	r 12.8	r 19.0	r 18.3	r 18.8	10.9	r 1.3	r 0.8	r 1.1	r 1.1	r 1.6
Czech Republic	935	2,900.5	r 649.6	r 629.1	r 715.3	r 764.6	r 818.3	7,263.4	r 1,798.2	r 1,687.2	r 1,877.7	r 1,913.6	r 2,158.9
Denmark	128	3,356.3	r 847.8	r 862.0	r 884.2	r 940.7	r 972.0	5,319.0	r 1,491.1	r 1,411.5	r 2,016.7	r 1,524.7	r 1,789.5
Iceland	176	757.3	r 159.6	r 120.2	r 99.5	r 129.6	r 97.1	553.1	r 183.8	r 138.4	r 175.0	r 141.3	r 147.3
Israel	436	1,449.5	r 355.5	r 363.2	r 402.7	r 415.1	r 406.6	1,319.1	r 353.4	r 368.6	r 329.9	r 341.7	r 398.0
Japan	158	6,355.0	r 1,702.7	r 1,694.0	r 1,950.2	r 1,969.4	r 1,983.6	12,413.4	r 3,494.1	r 2,923.2	r 3,711.3	r 2,659.6	r 3,255.6
Korea, Republic of	542	5,851.8	r 1,598.4	r 1,919.9	r 1,822.8	r 2,139.7	r 1,798.0	6,068.8	r 1,198.6	r 1,266.7	r 1,539.5	r 1,411.1	r 1,259.2
New Zealand	196	933.0	r 227.1	r 268.3	r 317.7	r 296.5	r 299.0	1,157.8	r 253.7	r 328.6	r 313.0	r 250.4	r 276.5
Norway	142	4,111.7	r 956.5	r 1,059.6	r 871.5	r 867.5	r 1,009.4	17,638.4	r 7,219.1	r 4,765.8	r 5,302.8	r 6,388.8	r 7,518.3
San Marino	135	4.7	r 1.9	r 1.9	r 1.8	r 1.8	r 3.5	6.0	r 1.1	r 1.9	r 1.4	r 2.0	r 1.4
Singapore	576	6,112.8	r 1,376.2	r 1,467.5	r 1,486.6	r 1,857.7	r 1,611.7	2,353.9	r 349.1	r 469.2	r 469.8	r 1,543.8	r 445.2
Sweden	144	6,212.4	r 1,702.4	r 1,697.8	r 1,648.5	r 1,732.1	r 2,023.3	8,434.7	r 2,267.5	r 1,993.5	r 2,266.1	r 2,428.1	r 2,430.4
Switzerland	146	18,882.3	r 7,148.0	r 3,233.1	r 5,179.4	r 4,141.3	r 4,582.1	28,624.5	r 2,089.5	r 2,492.6	r 5,655.6	r 3,067.1	r 3,140.6
Taiwan Prov.of China	528	1,521.1	r 356.0	r 363.5	r 393.0	r 392.6	r 415.6	4,540.4	r 1,109.4	r 1,208.6	r 1,196.1	r 1,216.1	r 1,191.9
United States	111	60,685.5	r 14,407.2	r 15,249.5	r 13,686.5	r 15,280.1	r 17,016.6	59,272.7	r 14,479.0	r 16,016.1	r 15,109.3	r 15,242.8	r 16,425.6
Vatican	187	0.3	r 0.2	r 0.0	r 0.1	r 1.2	r 0.3	0.0	r 0.1	r 0.0	r 0.2	r 0.0	r 0.0
Emerg. & Dev. Economies	200	91,300.8	24,333.6	25,145.1	25,748.2	28,190.0	28,666.6	164,401.9	37,778.4	40,291.4	45,111.2	46,674.6	44,736.5
Emerg. & Dev. Asia	505	28,380.0	7,765.0	8,519.2	7,942.6	9,003.9	9,289.7	90,061.6	20,763.4	21,861.3	24,796.2	25,685.7	23,498.2
American Samoa	859	1.5	r 0.3	r 0.0	r 0.2	r 0.0	r 0.1	0.1	r 0.0	r 0.1	r 0.0	r 0.0	r 0.0
Bangladesh	513	275.6	r 55.7	r 60.6	r 75.1	r 113.9	r 70.4	2,940.8	r 748.4	r 769.7	r 802.8	r 733.5	r 776.0
Bhutan	514	1.8	r 0.5	r 0.2	r 0.6	r 0.5	r 0.2	0.0	r 0.0	r 0.0	r 0.0	r 0.1	r 0.0
Brunei Darussalam	516	129.4	r 53.5	r 9.6	r 8.3	r 8.9	r 14.3	20.6	r 2.1	r 6.1	r 4.6	r 4.6	r 5.1
Cambodia	522	23.6	r 5.6	r 29.8	r 5.6	r 6.5	r 6.2	1,086.6	r 242.1	r 273.8	r 311.5	r 303.0	r 259.0
China,P.R.: Mainland	924	18,020.3	r 5,160.0	r 5,708.3	r 4,683.6	r 5,772.8	r 5,421.0	58,850.5	r 13,321.9	r 13,747.2	r 15,966.0	r 16,519.0	r 14,727.1
Fiji	819	13.1	r 4.0	r 3.1	r 4.5	r 6.5	r 6.0	31.0	r 1.2	r 1.2	r 15.1	r 18.1	r 2.5
F.T. French Polynesia	887	10.0	r 2.7	r 2.0	r 2.0	r 2.3	r 2.5	0.4	r 0.0	r 0.1	r 0.1	r 0.2	r 0.1
F.T. New Caledonia	839	15.4	r 4.6	r 4.2	r 5.9	r 3.7	r 4.4	1.5	r 1.9	r 1.5	r 2.0	r 4.2	r 3.0
Guam	829	2.7	r 0.9	r 0.9	r 0.9	r 1.2	r 1.3	0.2	r 0.0	r 0.1	r 0.1	r 0.0	r 0.0
India	534	4,377.1	r 1,095.4	r 1,251.8	r 1,424.9	r 1,461.0	r 2,098.1	8,137.6	r 2,164.0	r 2,195.5	r 2,271.7	r 2,392.2	r 2,620.5
Indonesia	536	699.0	r 218.0	r 159.0	r 334.9	r 253.2	r 221.5	1,681.3	r 361.6	r 413.9	r 463.8	r 454.1	r 438.6
Kiribati	826	0.0	r 0.0	r 0.0	r 0.1	r 0.0	0.0	r 0.0	r 0.0
Lao People's Dem.Rep	544	7.5	r 3.3	r 1.3	r 3.6	r 3.6	r 2.9	50.9	r 6.7	r 6.9	r 8.1	r 5.6	r 6.0
Malaysia	548	1,726.2	r 416.3	r 447.1	r 465.1	r 457.8	r 459.8	5,035.6	r 1,209.9	r 1,252.0	r 1,526.4	r 1,773.7	r 1,413.2
Maldives	556	18.5	r 4.0	r 3.8	r 4.6	r 5.7	r 4.7	8.6	r 2.1	r 2.1	r 2.4	r 6.7	r 4.5

United Kingdom (112)

In Millions of U.S. Dollars

		Exports (FOB)						Imports (CIF)					
		2016	2017Q1	2017Q2	2017Q3	2017Q4	2018Q1	2016	2017Q1	2017Q2	2017Q3	2017Q4	2018Q1
Marshall Islands	867	0.6	r 0.3	r 0.2	r 0.5	r 0.2	r 0.5	0.1	r 0.3	r 0.6	r 0.0	r 0.3
Micronesia	868	0.0	r 0.0	r 0.0	r 0.3	r 0.0	r 0.0	0.1	r 0.0	r 0.0	r 0.0	r 0.0	r 0.1
Mongolia	948	7.5	r 6.4	r 5.2	r 8.0	r 14.6	r 6.0	8.1	r 1.5	r 1.1	r 3.1	r 2.0	r 3.2
Myanmar	518	42.3	r 10.5	r 9.7	r 8.8	r 9.0	r 16.2	158.5	r 41.8	r 52.5	r 62.8	r 58.1	r 56.1
Nauru	836	0.2	r 0.0	r 0.0	r 0.0	0.1	r 0.0	r 0.0	r 0.0	r 0.0
Nepal	558	13.8	r 3.1	r 3.7	r 2.8	r 3.6	r 3.8	26.0	r 6.0	r 5.0	r 8.7	r 7.5	r 8.2
Palau	565	0.3	r 0.0	r 0.0	r 0.0	r 0.1	r 0.0	0.0	r 0.0
Papua New Guinea	853	67.4	r 4.2	r 15.4	r 5.2	r 4.2	r 2.7	133.1	r 38.6	r 40.6	r 24.5	r 30.0	r 28.1
Philippines	566	539.0	r 134.4	r 166.8	r 212.6	r 167.9	r 157.5	644.1	r 156.9	r 191.2	r 181.3	r 173.9	r 201.0
Samoa	862	0.2	r 15.6	r 0.0	r 0.5	r 0.1	r 0.1	1.5	r 0.6	r 0.6	r 1.2	r 1.5	r 0.1
Solomon Islands	813	0.6	r 0.1	r 0.2	r 0.2	r 0.1	r 0.5	11.9	r 0.0	r 0.0	r 0.0	r 4.2	r 0.4
Sri Lanka	524	275.9	r 55.0	r 61.8	r 49.2	r 74.7	r 91.6	866.7	r 212.9	r 210.2	r 236.6	r 186.1	r 215.0
Thailand	578	1,459.9	r 370.3	r 367.6	r 460.1	r 404.7	r 515.8	3,572.4	r 930.7	r 919.3	r 979.3	r 1,008.3	r 1,004.4
Timor-Leste	537	0.5	r 0.1	r 0.1	r 0.1	r 0.0	r 0.1	0.3	r 0.5	r 0.4	r 0.2	r 0.1	r 0.3
Tonga	866	0.5	r 0.0	r 1.0	r 0.0	r 0.1	r 0.0	0.6	r 0.0	r 0.0	r 0.0	r 0.0	r 0.0
Tuvalu	869	0.1	r 0.0	r 0.0	0.0	r 0.0	r 0.0	r 0.0
Vanuatu	846	0.5	r 0.2	r 0.2	r 0.3	r 0.2	r 0.4	2.9	r 0.1	r 0.1	r 0.1	r 0.1	r 0.0
Vietnam	582	645.5	r 138.4	r 203.7	r 173.5	r 225.1	r 180.4	6,788.4	r 1,311.6	r 1,769.5	r 1,922.8	r 1,998.2	r 1,725.2
Asia n.s.	598	3.4	r 1.7	r 1.5	r 0.6	r 1.3	r 0.7	1.1	r 0.2	r 0.3	r 0.1	r 0.6	r 0.1
Europe	170	22,640.7	5,864.4	6,709.2	7,148.0	7,266.3	8,557.9	38,710.0	8,826.7	9,681.7	10,509.6	10,604.7	11,361.6
Emerg. & Dev. Europe	903	17,474.9	4,656.7	5,430.2	5,767.9	5,924.2	7,094.0	31,789.4	7,049.8	7,407.1	7,925.9	8,251.4	8,603.2
Albania	914	23.4	r 5.7	r 3.9	r 5.8	r 8.8	r 4.3	4.6	r 1.2	r 1.4	r 1.2	r 1.0	r 1.3
Bosnia and Herzegovina	963	29.4	r 7.1	r 7.5	r 9.5	r 10.2	r 8.5	26.1	r 5.7	r 7.2	r 8.1	r 7.2	r 8.0
Bulgaria	918	664.3	r 118.1	r 132.4	r 168.0	r 172.4	r 157.4	553.9	r 138.3	r 135.3	r 147.1	r 158.3	r 152.6
Croatia	960	223.6	r 59.4	r 57.3	r 63.5	r 65.6	r 72.9	134.2	r 36.2	r 39.1	r 36.0	r 40.0	r 48.4
Faroe Islands	816	12.9	r 2.9	r 3.2	r 3.7	r 17.3	r 4.0	305.9	r 69.1	r 84.8	r 70.6	r 49.1	r 70.0
Gibraltar	823	489.0	r 129.5	r 120.4	r 123.4	r 115.9	r 95.2	32.6	r 0.9	r 1.7	r 1.0	r 1.6	r 5.1
Hungary	944	1,826.1	r 496.9	r 447.5	r 465.9	r 458.5	r 532.5	3,624.7	r 845.6	r 870.9	r 894.8	r 954.0	r 989.8
Kosovo	967	5.8	r 1.0	r 1.4	r 1.7	r 2.7	r 2.0	0.9	r 0.2	r 0.1	r 0.3	r 0.5	r 0.2
Macedonia, FYR	962	889.7	r 242.8	r 238.2	r 253.6	r 291.3	r 282.4	57.6	r 20.0	r 16.2	r 20.0	r 19.7	r 22.7
Montenegro	943	22.0	r 3.6	r 6.1	r 4.1	r 3.7	r 3.2	5.8	r 0.9	r 2.1	r 2.5	r 10.4	r 2.7
Poland	964	5,686.6	r 1,457.8	r 1,469.2	r 1,733.0	r 1,785.1	r 1,741.3	12,437.7	r 3,144.4	r 3,217.5	r 3,530.7	r 3,691.0	r 3,692.8
Romania	968	1,406.8	r 388.6	r 366.8	r 396.7	r 448.0	r 455.4	2,338.1	r 581.5	r 632.2	r 689.1	r 673.7	r 822.8
Serbia, Republic of	942	169.4	r 40.2	r 51.1	r 43.3	r 50.6	r 62.3	257.7	r 66.3	r 75.4	r 75.8	r 82.9	r 80.6
Turkey	186	6,025.9	r 1,703.2	r 2,525.0	r 2,495.5	r 2,493.9	r 3,672.5	12,009.5	r 2,139.7	r 2,323.4	r 2,448.8	r 2,561.9	r 2,706.1
CIS	901	5,154.5	1,205.1	1,276.2	1,377.2	1,340.3	1,461.1	6,919.2	1,776.7	2,274.5	2,583.6	2,353.3	2,756.3
Armenia	911	16.3	r 2.9	r 4.3	r 4.1	r 2.7	r 4.0	0.8	r 1.1	r 1.0	r 0.9	r 1.0	r 1.0
Azerbaijan, Rep. of	912	527.8	r 68.8	r 84.2	r 52.7	r 81.0	r 146.6	146.6	r 1.3	r 5.3	r 3.6	r 82.8	r 48.5
Belarus	913	69.0	r 37.3	r 37.6	r 41.0	r 48.9	r 50.5	42.1	r 18.0	r 13.7	r 23.2	r 13.6	r 27.7
Georgia	915	139.6	r 22.6	r 55.4	r 25.7	r 22.3	r 14.7	31.8	r 2.7	r 1.8	r 4.8	r 3.1	r 2.7
Kazakhstan	916	330.2	r 69.2	r 75.8	r 64.6	r 84.8	r 104.3	668.8	r 169.0	r 349.8	r 127.5	r 117.6	r 111.1
Kyrgyz Republic	917	5.1	r 2.8	r 1.9	r 1.6	r 1.7	r 1.4	32.9	r 0.1	r 0.2	r 0.1	r 134.1	r 124.4
Moldova	921	57.5	r 13.2	r 13.7	r 14.9	r 11.8	r 14.3	61.1	r 16.6	r 15.9	r 15.5	r 18.6	r 15.7
Russian Federation	922	3,420.5	r 849.0	r 845.9	r 1,008.0	r 937.3	r 971.9	5,553.3	r 1,445.3	r 1,693.0	r 2,312.1	r 1,858.4	r 2,219.6
Tajikistan	923	2.4	r 0.4	r 0.2	r 0.1	r 0.5	r 0.4	1.0	r 0.2	r 0.2	r 0.2	r 0.2	r 0.3
Turkmenistan	925	45.2	r 9.0	r 9.6	r 13.5	r 15.3	r 11.7	19.9	r 3.8	r 17.4	r 3.6	r 0.7	r 1.5
Ukraine	926	497.3	r 123.6	r 136.4	r 137.1	r 127.1	r 133.1	358.2	r 118.4	r 175.4	r 91.2	r 122.6	r 203.1
Uzbekistan	927	43.6	r 6.1	r 11.1	r 13.9	r 6.9	r 8.1	2.6	r 0.3	r 0.7	r 0.9	r 0.5	r 0.7
Europe n.s.	884	11.3	r 2.6	r 2.7	r 2.9	r 1.8	r 2.8	1.3	r 0.2	r 0.1	r 0.0	r 0.0	r 2.1
Mid East, N Africa, Pak	440	25,205.1	7,154.6	6,337.1	6,404.0	7,631.2	6,901.2	11,340.5	3,231.0	3,454.0	3,617.0	4,482.7	3,591.6
Afghanistan, I.R. of	512	21.3	r 4.1	r 6.2	r 6.2	r 10.8	r 10.7	3.6	r 0.5	r 0.9	r 0.7	r 0.6	r 1.0
Algeria	612	557.1	r 84.3	r 123.3	r 102.3	r 120.1	r 89.0	894.4	r 277.2	r 639.4	r 296.7	r 530.5	r 445.1
Bahrain, Kingdom of	419	476.7	r 90.5	r 132.9	r 89.0	r 325.7	r 128.7	122.9	r 22.0	r 25.2	r 57.0	r 13.6	r 50.5
Djibouti	611	12.4	r 2.3	r 4.3	r 3.4	r 3.7	r 3.3	4.8	r 1.4	r 1.1	r 1.8	r 1.5	r 0.5
Egypt	469	1,632.5	r 317.7	r 382.1	r 373.7	r 483.9	r 341.1	844.2	r 186.7	r 229.3	r 189.4	r 213.6	r 261.6
Iran, I.R. of	429	189.8	r 50.4	r 69.2	r 100.7	r 72.4	r 68.0	61.2	r 9.3	r 8.7	r 6.1	r 8.6	r 9.5
Iraq	433	297.1	r 101.8	r 106.2	r 106.9	r 101.1	r 82.7	10.2	r 5.1	r 1.1	r 0.6	r 0.2	r 0.4
Jordan	439	348.9	r 159.0	r 104.3	r 80.6	r 91.9	r 95.7	66.5	r 8.4	r 35.0	r 10.4	r 8.8	r 9.6
Kuwait	443	669.7	r 192.6	r 172.3	r 196.7	r 222.8	r 187.6	863.4	r 250.9	r 210.1	r 282.4	r 255.4	r 145.3
Lebanon	446	449.7	r 107.3	r 119.8	r 127.5	r 121.5	r 105.1	39.6	r 9.0	r 12.2	r 13.5	r 14.9	r 10.8

United Kingdom (112)

In Millions of U.S. Dollars

		Exports (FOB)						Imports (CIF)					
		2016	2017Q1	2017Q2	2017Q3	2017Q4	2018Q1	2016	2017Q1	2017Q2	2017Q3	2017Q4	2018Q1
Libya	672	204.1	r 25.2	r 60.8	r 90.3	r 65.7	r 36.2	316.3	r 282.6	r 102.2	r 344.6	r 365.6	r 193.9
Mauritania	682	12.8	r 7.1	r 4.0	r 3.3	r 4.3	r 2.7	3.9	r 0.2	r 1.3	r 1.3	r 0.1	r 0.1
Morocco	686	1,154.0	r 197.4	r 297.7	r 213.4	r 287.0	r 272.0	1,294.6	r 254.7	r 225.8	r 170.4	r 198.4	r 256.6
Oman	449	633.9	r 350.7	r 491.0	r 528.4	r 969.9	r 466.7	90.6	r 36.1	r 25.4	r 23.0	r 27.2	r 30.5
Pakistan	564	834.8	r 201.0	r 220.3	r 237.1	r 223.4	r 243.3	1,471.8	r 371.8	r 375.1	r 395.9	r 390.8	r 397.5
Qatar	453	2,485.1	r 1,222.1	r 435.8	r 747.7	r 695.5	r 1,226.4	1,791.6	r 347.3	r 373.6	r 592.7	r 750.0	r 333.6
Saudi Arabia	456	5,833.8	r 1,286.5	r 1,274.7	r 950.5	r 1,433.4	r 1,102.1	1,655.5	r 442.9	r 614.4	r 451.7	r 777.7	r 751.0
Somalia	726	11.1	r 2.7	r 4.8	r 3.5	r 4.1	r 6.0	0.3	r 0.1	r 0.1	r 0.1	r 0.0	r 0.2
Sudan	732	91.3	r 21.4	r 21.2	r 23.7	r 35.4	r 20.5	10.3	r 3.6	r 1.6	r 5.0	r 3.2	r 2.9
Syrian Arab Republic	463	7.1	r 1.3	r 2.3	r 2.1	r 6.0	r 5.5	4.4	r 0.9	r 1.3	r 0.4	r 2.3	r 1.1
Tunisia	744	245.9	r 38.8	r 38.3	r 38.8	r 78.4	r 48.3	185.4	r 46.7	r 54.6	r 44.3	r 48.8	r 50.0
United Arab Emirates	466	8,976.7	r 2,672.9	r 2,253.9	r 2,365.2	r 2,262.6	r 2,346.1	1,600.0	r 671.7	r 514.4	r 728.5	r 868.9	r 637.9
West Bank and Gaza	487	10.1	r 0.9	r 2.4	r 2.9	r 1.1	r 2.6	4.2	r 1.2	r 1.0	r 0.4	r 1.9	r 1.9
Yemen, Republic of	474	49.3	r 16.5	r 9.3	r 10.1	r 10.5	r 11.2	0.7	r 0.6	r 0.2	r 0.0	r 0.0	r 0.0
Sub-Saharan Africa	603	7,363.5	1,839.2	1,777.9	1,750.7	2,101.1	1,999.8	13,713.7	2,430.1	2,546.2	3,704.5	3,235.5	3,571.0
Angola	614	498.5	r 246.9	r 80.4	r 75.9	r 82.5	r 64.5	377.9	r 10.7	r 62.7	r 5.3	r 67.5	r 30.9
Benin	638	28.4	r 4.1	r 6.7	r 6.2	r 5.9	r 5.2	1.7	r 0.3	r 0.3	r 0.0	r 0.2	r 1.1
Botswana	616	66.0	r 4.9	r 7.6	r 14.0	r 11.9	r 13.5	151.9	r 5.3	r 12.4	r 15.6	r 25.0	r 17.5
Burkina Faso	748	12.2	r 3.8	r 3.5	r 3.3	r 2.3	r 4.8	2.3	r 0.2	r 0.6	r 3.1	r 0.1	r 0.2
Burundi	618	2.7	r 1.7	r 0.4	r 0.6	r 0.9	r 0.8	1.1	r 0.1	r 0.1	r 0.1	r 0.3	r 0.2
Cabo Verde	624	5.1	r 0.5	r 1.1	r 0.4	r 0.7	r 0.6	0.1	r 0.1	r 0.0	r 0.1	r 0.1
Cameroon	622	56.8	r 12.1	r 11.5	r 16.5	r 15.8	r 12.6	84.7	r 15.2	r 15.9	r 17.9	r 12.1	r 9.8
Central African Rep.	626	2.7	r 0.3	r 0.6	r 0.5	r 0.4	r 3.1	0.1	r 0.0
Chad	628	3.5	r 2.7	r 2.7	r 2.0	r 2.0	r 3.9	1.0	r 0.0	r 0.1	r 0.7	r 0.0	r 0.0
Comoros	632	1.4	r 0.2	r 0.3	r 0.6	r 0.5	r 0.6	0.1	r 0.0	r 0.0	r 0.0	r 0.0	r 0.1
Congo, Dem. Rep. of	636	26.2	r 5.6	r 5.7	r 5.4	r 12.9	r 7.4	15.4	r 1.2	r 1.6	r 1.6	r 3.5	r 1.6
Congo, Republic of	634	169.0	r 14.7	r 37.1	r 9.9	r 11.3	r 11.4	27.0	r 3.1	r 6.4	r 8.6	r 3.6	r 12.6
Côte d'Ivoire	662	114.5	r 23.1	r 25.9	r 28.2	r 67.7	r 30.2	378.4	r 116.1	r 82.5	r 98.1	r 69.5	r 73.7
Equatorial Guinea	642	28.3	r 8.3	r 5.8	r 8.6	r 9.7	r 8.6	186.3	r 68.6	r 0.2	r 0.7	r 0.6	r 0.4
Eritrea	643	2.5	r 0.3	r 0.3	r 0.3	r 0.6	r 1.3	0.2	r 0.0	r 0.0	r 0.0	r 0.0
Ethiopia	644	243.6	r 50.1	r 77.0	r 116.3	r 68.1	r 103.8	55.2	r 41.4	r 45.3	r 92.2	r 43.5	r 11.6
Gabon	646	31.7	r 7.0	r 17.2	r 9.1	r 20.7	r 11.8	106.1	r 0.7	r 2.4	r 31.8	r 0.8	r 0.2
Gambia, The	648	27.3	r 6.4	r 8.9	r 8.2	r 11.2	r 8.0	5.2	r 0.4	r 1.7	r 1.6	r 0.1	r 0.4
Ghana	652	745.8	r 109.0	r 148.0	r 112.7	r 118.8	r 110.2	263.0	r 70.8	r 52.2	r 61.2	r 66.5	r 68.3
Guinea	656	28.9	r 6.5	r 4.8	r 10.3	r 6.5	r 10.2	0.3	r 0.1	r 0.0	r 0.0	r 0.1	r 0.1
Guinea-Bissau	654	1.3	r 0.2	r 0.5	r 0.2	r 0.1	r 0.3	0.0	r 0.0	r 0.0	r 0.3	r 0.2
Kenya	664	413.7	r 107.0	r 108.3	r 86.3	r 137.4	r 148.5	413.8	r 107.4	r 89.9	r 97.3	r 113.9	r 120.3
Lesotho	666	2.6	r 0.2	r 0.2	r 0.6	r 0.3	r 0.3	1.2	r 0.3	r 0.3	r 0.3	r 0.3	r 0.2
Liberia	668	18.2	r 7.2	r 3.2	r 3.1	r 5.2	r 5.3	5.6	r 0.5	r 0.1	r 0.2	r 0.2	r 1.3
Madagascar	674	19.5	r 3.4	r 2.9	r 23.9	r 3.9	r 4.3	44.0	r 3.0	r 5.3	r 13.0	r 24.8	r 8.4
Malawi	676	18.2	r 4.1	r 4.2	r 6.1	r 3.5	r 5.0	26.5	r 5.9	r 10.4	r 9.6	r 10.6	r 4.7
Mali	678	27.9	r 11.6	r 5.9	r 30.1	r 4.1	r 4.9	0.6	r 0.1	r 0.3	r 0.0	r 0.1	r 0.1
Mauritius	684	89.6	r 21.1	r 22.2	r 31.5	r 28.7	r 24.4	211.4	r 40.3	r 58.7	r 63.3	r 62.9	r 44.0
Mozambique	688	18.0	r 4.1	r 3.9	r 5.2	r 15.4	r 7.8	98.3	r 14.6	r 42.1	r 20.7	r 30.1	r 35.6
Namibia	728	40.9	r 10.0	r 10.1	r 10.7	r 24.6	r 11.3	50.5	r 9.7	r 8.1	r 8.1	r 23.5	r 15.4
Niger	692	5.3	r 0.7	r 4.0	r 0.8	r 3.0	r 0.7	0.3	r 0.0	r 0.0	r 0.1	r 0.0	r 1.8
Nigeria	694	1,270.5	r 354.3	r 321.4	r 284.4	r 487.2	r 446.6	1,152.6	r 360.1	r 269.8	r 644.7	r 415.4	r 779.8
Rwanda	714	9.8	r 1.6	r 2.7	r 2.4	r 5.2	r 6.0	12.4	r 1.4	r 3.5	r 4.4	r 4.2	r 3.1
São Tomé & Príncipe	716	0.2	r 0.0	r 0.1	r 0.2	r 3.3	r 0.0	0.0	r 0.0	r 0.0	r 0.0	r 0.0
Senegal	722	123.0	r 75.7	r 32.1	r 41.3	r 107.0	r 39.6	51.8	r 19.3	r 14.7	r 4.9	r 9.0	r 25.0
Seychelles	718	28.4	r 6.8	r 9.6	r 6.4	r 7.8	r 5.5	84.8	r 18.4	r 21.2	r 11.9	r 27.2	r 14.9
Sierra Leone	724	38.9	r 10.0	r 11.1	r 8.3	r 10.8	r 11.2	1.0	r 0.1	r 4.2	r 4.6	r 0.2	r 0.5
South Africa	199	2,649.9	r 637.0	r 693.7	r 693.3	r 706.4	r 767.9	9,722.1	r 1,476.8	r 1,689.6	r 2,432.4	r 2,177.2	r 2,243.7
South Sudan, Rep. of	733	2.2	r 0.6	r 0.5	r 1.3	r 0.8	r 0.9	0.1	r 0.0	r 0.0	r 0.0
Swaziland	734	4.0	r 0.6	r 1.0	r 1.2	r 0.9	r 0.7	37.3	r 1.3	r 2.1	r 3.2	r 4.4	r 9.7
Tanzania	738	139.2	r 27.4	r 24.5	r 27.5	r 32.0	r 36.0	30.2	r 5.2	r 6.0	r 6.8	r 3.8	r 6.2
Togo	742	167.3	r 6.1	r 26.0	r 7.0	r 6.8	r 6.3	0.5	r 0.1	r 0.1	r 0.2	r 0.2	r 0.3
Uganda	746	59.6	r 12.1	r 11.0	r 12.7	r 21.4	r 12.2	19.7	r 4.6	r 4.9	r 5.5	r 4.2	r 3.7
Zambia	754	61.6	r 17.5	r 18.6	r 22.4	r 18.7	r 21.5	30.9	r 6.3	r 5.9	r 3.3	r 1.3	r 1.4
Zimbabwe	698	36.6	r 6.4	r 9.1	r 9.9	r 12.8	r 13.9	59.5	r 20.2	r 24.3	r 31.1	r 27.7	r 21.7

United Kingdom (112)

In Millions of U.S. Dollars

		Exports (FOB)						Imports (CIF)					
		2016	2017Q1	2017Q2	2017Q3	2017Q4	2018Q1	2016	2017Q1	2017Q2	2017Q3	2017Q4	2018Q1
Africa n.s.	799	22.4	r 5.5	r 5.8	r 5.0	r 3.9	r 6.2	0.8	r 0.0	r 0.1	r 0.0	r 0.4	r 0.1
Western Hemisphere	205	7,711.5	1,710.5	1,801.8	2,502.9	2,187.5	1,918.0	10,576.2	2,527.2	2,748.2	2,483.9	2,666.0	2,714.2
Anguilla	312	2.6	r 0.1	r 0.1	r 0.2	r 0.3	r 0.3	0.0	r 0.0	r 0.0	r 0.1	r 0.0	r 0.0
Antigua and Barbuda	311	21.0	r 4.6	r 3.0	r 3.6	r 10.6	r 5.4	29.9	r 0.3	r 0.4	r 0.3	r 3.9	r 0.2
Argentina	213	398.1	r 91.2	r 110.1	r 124.2	r 118.8	r 130.4	827.5	r 206.6	r 251.1	r 212.6	r 232.7	r 268.4
Aruba	314	24.1	r 7.1	r 2.0	r 25.1	r 2.4	r 8.5	0.1	r 0.0	r 0.0	r 0.0	r 0.0	r 0.0
Bahamas, The	313	32.6	r 7.7	r 7.2	r 7.9	r 14.2	r 30.7	7.5	r 2.7	r 1.3	r 1.7	r 1.7	r 2.2
Barbados	316	62.4	r 14.2	r 12.5	r 12.0	r 17.8	r 12.4	6.6	r 1.8	r 2.0	r 1.6	r 2.2	r 1.7
Belize	339	18.9	r 8.4	r 3.1	r 3.6	r 4.6	r 1.8	73.5	r 22.4	r 18.2	r 13.3	r 13.4	r 47.4
Bermuda	319	29.6	r 9.0	r 122.3	r 7.2	r 7.2	r 7.8	35.4	r 0.4	r 1.1	r 0.5	r 0.5	r 0.3
Bolivia	218	23.4	r 5.3	r 6.8	r 6.7	r 5.6	r 14.4	61.1	r 12.8	r 12.2	r 23.3	r 6.9	r 4.5
Brazil	223	2,526.7	r 452.9	r 495.2	r 811.2	r 558.3	r 536.3	3,267.3	r 845.7	r 809.2	r 691.5	r 805.6	r 848.3
Chile	228	605.5	r 131.9	r 168.8	r 267.0	r 202.8	r 125.8	845.8	r 229.8	r 243.5	r 205.1	r 207.2	r 215.3
Colombia	233	352.8	r 140.2	r 80.8	r 144.5	r 223.5	r 188.8	648.5	r 160.2	r 125.2	r 161.4	r 169.7	r 145.1
Costa Rica	238	88.0	r 21.9	r 21.5	r 16.8	r 26.2	r 19.3	314.7	r 89.8	r 101.1	r 76.2	r 66.9	r 83.5
Curacao	354	13.4	r 5.8	r 2.2	r 2.0	r 3.3	r 3.0	0.3	r 0.3	r 0.2	r 0.2	r 0.1	r 0.1
Dominica	321	11.8	r 1.5	r 2.9	r 3.6	r 2.8	r 3.1	0.9	r 0.5	r 0.2	r 0.3	r 0.1	r 0.2
Dominican Republic	243	138.2	r 24.1	r 27.7	r 42.9	r 34.8	r 28.3	234.6	r 54.5	r 44.3	r 40.2	r 35.0	r 36.2
Ecuador	248	53.2	r 16.4	r 21.3	r 41.3	r 48.1	r 30.0	154.4	r 39.6	r 51.0	r 63.3	r 57.6	r 45.3
El Salvador	253	25.8	r 4.6	r 5.9	r 8.3	r 9.0	r 7.9	25.4	r 2.3	r 9.0	r 4.2	r 2.7	r 2.2
Falkland Islands	323	63.0	r 10.8	r 16.1	r 15.0	r 16.6	r 14.8	27.6	r 1.9	r 2.4	r 1.1	r 0.5	r 2.0
Greenland	326	3.1	r 0.5	r 1.6	r 1.0	r 1.3	r 0.4	7.5	r 2.2	r 3.5	r 0.6	r 0.7	r 0.0
Grenada	328	10.8	r 2.4	r 2.2	r 4.2	r 4.2	r 4.9	1.4	r 0.5	r 0.3	r 0.2	r 0.1	r 0.1
Guatemala	258	38.4	r 8.7	r 11.6	r 10.5	r 14.4	r 9.3	126.7	r 37.4	r 26.2	r 25.4	r 26.1	r 33.0
Guyana	336	44.4	r 13.1	r 7.8	r 9.9	r 9.9	r 10.5	38.8	r 16.0	r 21.7	r 18.2	r 13.3	r 10.4
Haiti	263	16.6	r 2.6	r 2.3	r 4.9	r 11.4	r 2.9	6.9	r 1.3	r 4.1	r 1.7	r 2.8	r 3.3
Honduras	268	14.9	r 4.4	r 4.4	r 2.2	r 2.7	r 3.4	126.6	r 38.1	r 46.5	r 34.5	r 24.7	r 43.2
Jamaica	343	71.3	r 42.1	r 15.2	r 18.2	r 19.3	r 13.5	55.6	r 37.9	r 20.2	r 10.8	r 10.9	r 11.6
Mexico	273	1,676.3	r 409.1	r 429.1	r 623.4	r 529.9	r 454.4	2,508.7	r 513.2	r 683.9	r 597.1	r 699.4	r 702.7
Montserrat	351	21.2	r 0.3	r 0.2	r 1.1	r 0.4	r 1.4	0.0	r 0.0	r 0.0	r 0.0	r 0.0	r 0.0
Nicaragua	278	9.7	r 1.3	r 1.5	r 2.2	r 3.7	r 3.5	51.1	r 10.3	r 18.7	r 28.0	r 16.8	r 14.2
Panama	283	171.3	r 58.1	r 35.4	r 34.3	r 44.7	r 55.1	36.2	r 6.8	r 10.3	r 8.5	r 7.0	r 3.8
Paraguay	288	39.4	r 11.4	r 7.5	r 15.7	r 8.2	r 15.0	136.5	r 16.1	r 30.4	r 23.9	r 19.0	r 34.7
Peru	293	211.0	r 54.4	r 56.8	r 60.5	r 56.6	r 59.9	413.5	r 96.1	r 81.1	r 144.6	r 137.9	r 84.3
Sint Maarten	352	8.6	r 2.6	r 2.0	r 1.0	r 2.4	r 2.4	17.8	r 0.0	r 0.0	r 0.0	r 0.0	r 0.2
St. Kitts and Nevis	361	7.4	r 3.3	r 1.7	r 1.8	r 2.5	r 1.5	0.4	r 0.1	r 0.1	r 0.0	r 0.1	r 0.1
St. Lucia	362	25.9	r 5.0	r 6.4	r 7.6	r 6.5	r 6.8	7.4	r 0.8	r 2.1	r 2.6	r 2.7	r 2.0
St. Vincent & Grens.	364	14.5	r 3.6	r 3.3	r 4.8	r 4.5	r 3.4	1.6	r 0.2	r 0.2	r 0.2	r 0.3	r 0.2
Suriname	366	16.3	r 3.2	r 2.5	r 4.4	r 3.7	r 1.8	0.4	r 0.0	r 0.4	r 0.1	r 0.1	r 0.1
Trinidad and Tobago	369	164.7	r 23.4	r 39.3	r 37.6	r 38.6	r 31.3	82.9	r 19.3	r 73.5	r 24.8	r 38.9	r 41.4
Uruguay	298	162.9	r 33.5	r 36.1	r 96.7	r 62.7	r 53.2	81.3	r 18.0	r 17.7	r 19.9	r 16.2	r 16.8
Venezuela, Rep. Bol.	299	142.8	r 46.1	r 15.8	r 9.2	r 13.4	r 4.5	170.2	r 38.4	r 32.9	r 40.5	r 11.1	r 5.1
Western Hem. n.s.	399	349.0	r 23.9	r 9.6	r 8.7	r 39.5	r 9.8	142.9	r 2.7	r 2.1	r 5.0	r 31.2	r 4.4
Other Countries n.i.e	910	34.7	7.3	7.3	3.0	14.7	3.7	14.1	5.8	2.9	3.4	2.7	2.1
Cuba	928	34.6	r 7.2	r 7.3	r 3.0	r 14.5	r 3.7	13.5	r 5.8	r 2.9	r 3.3	r 2.7	r 2.1
Korea, Dem. People's Rep.	954	0.1	r 0.0	r 0.0	r 0.2	r 0.0	0.5	r 0.0	r 0.0	r 0.0	r 0.0	r 0.0
Special Categories	899	2,506.9	r 699.2	r 619.7	r 587.6	r 714.9	r 663.9	1,293.0	r 302.1	r 350.5	r 287.3	r 499.7	r 400.5
Countries & Areas n.s.	898	4,645.4	r 1,361.8	r 1,450.1	r 2,196.3	r 2,450.7	r 1,815.2	7,787.9	r 2,034.3	r 2,141.1	r 2,235.5	r 2,334.3	r 2,192.6
Memorandum Items													
Africa	605	9,445.8	2,192.7	2,270.9	2,137.8	2,633.4	2,440.5	16,107.4	3,014.0	3,470.1	4,224.2	4,017.9	4,326.3
Middle East	405	22,264.4	6,595.4	5,617.1	5,772.2	6,863.9	6,205.6	7,471.3	2,274.7	2,154.0	2,700.7	3,308.9	2,437.7
European Union	998	193,392.8	50,226.9	50,851.1	52,942.5	55,169.2	59,792.2	319,637.3	80,120.4	80,268.2	84,219.0	87,311.4	91,282.7
Export earnings: fuel	080	27,567.4	8,008.9	6,783.6	7,065.3	8,350.5	7,810.2	16,784.3	4,681.0	5,223.1	6,240.1	6,434.2	6,049.0
Export earnings: nonfuel	092	381,476.9	99,196.7	99,667.8	103,166.9	108,791.7	115,121.6	619,855.0	147,606.6	149,656.4	161,264.4	162,955.1	166,762.6

United States (111)

In Millions of U.S. Dollars

		Exports (FOB)						Imports (CIF)					
		2016	2017Q1	2017Q2	2017Q3	2017Q4	2018Q1	2016	2017Q1	2017Q2	2017Q3	2017Q4	2018Q1
IFS World		1,451,023.5	372,614.6	384,364.9	381,603.6	407,689.9	402,509.9	2,249,943.9	565,329.7	601,836.3	605,585.0	635,724.7	615,936.6
World	001	1,453,698.7	372,262.4	384,675.2	381,054.1	407,613.3	402,524.9	2,189,178.0	549,826.6	585,250.4	588,854.6	618,733.8	599,232.6
Advanced Economies	110	791,126.7	204,625.7	211,170.8	205,511.6	217,235.3	222,907.3	1,024,437.6	257,669.5	271,010.0	264,081.7	281,830.9	278,219.9
Euro Area	163	201,668.7	53,305.4	51,965.2	51,102.5	55,019.3	56,684.5	325,960.5	80,250.6	85,306.4	84,377.1	93,512.8	90,897.7
Austria	122	3,796.8	r 2,079.9	r 719.0	r 655.1	r 810.3	r 852.5	10,864.5	r 2,687.2	r 2,977.9	r 2,856.8	r 3,199.7	r 3,053.2
Belgium	124	32,271.0	r 7,501.3	r 7,645.2	r 7,203.1	r 7,561.1	r 7,671.1	17,019.8	r 3,603.0	r 3,694.5	r 3,697.6	r 4,099.5	r 3,904.7
Cyprus	423	185.2	r 22.9	r 20.2	r 12.4	r 24.2	r 24.7	53.4	r 18.5	r 7.4	r 14.0	r 7.6	r 22.2
Estonia	939	257.0	r 61.4	r 68.3	r 69.0	r 75.4	r 73.4	1,002.0	r 171.2	r 115.6	r 159.6	r 156.7	r 134.9
Finland	172	1,576.8	r 384.7	r 328.6	r 451.3	r 363.8	r 406.0	4,580.0	r 1,050.4	r 1,496.2	r 1,627.6	r 1,719.1	r 1,851.9
France	132	32,438.9	r 8,559.7	r 7,992.4	r 8,688.2	r 8,957.8	r 8,474.1	46,838.3	r 11,268.1	r 11,760.1	r 11,761.0	r 14,211.3	r 12,155.2
Germany	134	49,362.0	r 12,951.3	r 13,164.4	r 13,306.0	r 14,071.0	r 14,758.5	114,227.4	r 27,524.8	r 29,132.0	r 29,766.8	r 31,321.1	r 30,665.3
Greece	174	720.4	r 246.2	r 183.6	r 186.7	r 345.5	r 191.8	1,229.4	r 288.6	r 321.7	r 334.5	r 312.9	r 335.9
Ireland	178	9,555.7	r 2,327.0	r 2,931.0	r 2,347.1	r 3,131.4	r 2,941.7	45,503.9	r 13,051.9	r 12,341.1	r 11,167.4	r 12,283.4	r 14,129.6
Italy	136	16,758.0	r 4,863.4	r 4,374.1	r 4,176.5	r 4,909.1	r 5,382.9	45,216.8	r 10,959.4	r 12,691.0	r 12,045.5	r 14,267.4	r 12,665.0
Latvia	941	257.6	r 66.0	r 97.4	r 128.5	r 89.9	r 86.3	338.3	r 73.6	r 93.1	r 174.2	r 115.8	r 164.5
Lithuania	946	463.5	r 120.1	r 145.8	r 176.5	r 166.8	r 156.5	1,182.2	r 425.9	r 298.3	r 371.9	r 348.9	r 419.2
Luxembourg	137	1,448.5	r 239.0	r 296.3	r 252.6	r 290.8	r 228.9	499.0	r 103.3	r 124.8	r 130.5	r 134.9	r 140.8
Malta	181	250.5	r 119.7	r 40.8	r 23.5	r 115.3	r 28.3	1,293.9	r 45.3	r 43.0	r 36.2	r 38.2	r 38.6
Netherlands	138	40,377.1	r 10,389.2	r 10,760.7	r 10,309.4	r 10,771.2	r 11,797.7	16,151.7	r 4,303.5	r 4,104.3	r 4,322.4	r 5,013.1	r 5,114.6
Portugal	182	948.2	r 312.1	r 269.2	r 276.3	r 335.6	r 308.8	3,204.8	r 760.1	r 891.8	r 934.5	r 917.1	r 869.9
Slovak Republic	936	293.2	r 101.2	r 144.0	r 88.7	r 108.9	r 76.9	2,534.8	r 600.0	r 856.1	r 703.1	r 891.1	r 608.4
Slovenia	961	335.2	r 53.4	r 120.4	r 66.5	r 131.9	r 60.1	752.4	r 164.7	r 186.6	r 205.7	r 204.2	r 182.1
Spain	184	10,373.1	r 2,907.0	r 2,663.9	r 2,684.9	r 2,759.2	r 3,164.2	13,467.9	r 3,151.0	r 4,170.9	r 4,067.9	r 4,270.8	r 4,441.5
Australia	193	22,224.9	r 5,686.9	r 6,380.0	r 6,026.5	r 6,508.0	r 6,007.0	9,534.5	r 2,421.8	r 2,543.6	r 2,765.6	r 2,320.4	r 2,295.0
Canada	156	265,960.6	r 66,927.2	r 72,823.4	r 70,125.2	r 72,240.7	r 73,288.2	278,066.8	r 73,840.1	r 76,529.0	r 72,232.4	r 77,373.7	r 76,989.3
China,P.R.: Hong Kong	532	34,908.0	r 11,369.6	r 9,228.0	r 9,512.2	r 9,914.6	r 10,711.4	7,386.3	r 1,848.5	r 2,196.9	r 1,745.0	r 1,763.6	r 1,479.8
China,P.R.: Macao	546	631.8	r 121.9	r 111.2	r 146.3	r 121.9	r 105.4	119.4	r 18.5	r 26.1	r 25.6	r 25.2	r 26.3
Czech Republic	935	1,934.1	r 512.4	r 523.0	r 530.2	r 709.3	r 726.3	4,398.9	r 1,044.3	r 1,142.3	r 1,159.8	r 1,248.6	r 1,213.6
Denmark	128	2,238.7	r 523.0	r 542.7	r 510.5	r 640.0	r 609.8	7,949.5	r 1,913.6	r 1,931.5	r 1,814.2	r 2,032.8	r 2,147.4
Iceland	176	467.3	r 57.2	r 115.9	r 73.9	r 149.8	r 111.3	371.7	r 81.1	r 103.4	r 99.7	r 128.6	r 114.5
Israel	436	13,197.1	r 3,017.6	r 3,281.5	r 2,908.8	r 3,335.8	r 3,520.7	22,206.4	r 5,826.6	r 5,742.7	r 5,116.5	r 5,260.8	r 5,338.2
Japan	158	63,264.3	r 16,034.5	r 16,733.7	r 17,103.2	r 17,824.5	r 17,461.6	132,201.8	r 33,418.9	r 33,315.8	r 34,271.0	r 35,537.9	r 35,002.3
Korea, Republic of	542	42,266.3	r 11,299.7	r 13,151.2	r 11,631.0	r 12,194.7	r 13,066.4	69,932.3	r 17,435.8	r 18,219.0	r 17,725.1	r 17,784.2	r 16,797.6
New Zealand	196	3,585.4	r 817.9	r 793.2	r 1,064.0	r 1,249.7	r 854.6	4,069.8	r 1,028.1	r 1,210.2	r 1,055.5	r 861.8	r 1,086.6
Norway	142	3,925.7	r 1,061.4	r 1,287.3	r 1,697.5	r 1,252.4	r 1,259.6	4,417.5	r 1,116.0	r 1,283.1	r 1,467.3	r 1,163.5	r 1,426.5
San Marino	135	1.0	r 0.1	r 0.4	r 0.9	r 0.4	r 0.2	0.3	r 0.1	r 1.0	r 1.1	r 1.6	r 2.9
Singapore	576	26,868.5	r 7,392.3	r 7,473.4	r 7,237.1	r 7,650.3	r 7,790.2	17,800.6	r 4,237.7	r 5,065.8	r 5,226.3	r 4,867.0	r 5,833.4
Sweden	144	3,817.3	r 875.8	r 909.2	r 881.7	r 1,063.6	r 1,020.1	9,720.0	r 2,463.2	r 2,675.7	r 2,597.8	r 3,003.7	r 2,860.1
Switzerland	146	22,725.8	r 5,821.9	r 5,322.1	r 4,971.8	r 5,595.4	r 6,101.6	36,662.5	r 8,204.7	r 9,575.9	r 8,794.8	r 9,645.7	r 9,569.2
Taiwan Prov.of China	528	26,045.1	r 6,725.3	r 6,102.6	r 5,857.0	r 7,069.5	r 6,413.5	39,312.8	r 9,590.9	r 10,792.7	r 11,129.1	r 10,979.0	r 10,450.0
United Kingdom	112	55,396.1	r 13,075.5	r 14,426.9	r 14,131.0	r 14,695.4	r 17,174.8	54,326.1	r 12,928.6	r 13,348.7	r 12,477.5	r 14,320.0	r 14,689.2
Vatican	187	0.1	r 0.1	r 0.0	r 0.2	r 0.0	r 0.1	0.1	r 0.0	r 0.3	r 0.2	r 0.1	r 0.3
Emerg. & Dev. Economies	200	662,322.9	167,572.0	173,425.8	175,466.2	190,314.4	179,526.8	1,164,740.4	292,157.1	314,240.4	324,772.9	336,902.9	321,012.7
Emerg. & Dev. Asia	505	187,767.0	47,597.6	48,760.4	51,357.1	59,070.6	52,482.8	658,765.3	156,920.1	173,898.7	188,543.6	194,537.4	175,641.0
Bangladesh	513	895.4	r 379.0	r 394.5	r 479.8	r 211.3	r 389.4	5,912.3	r 1,535.9	r 1,375.4	r 1,502.3	r 1,274.5	r 1,533.6
Bhutan	514	2.0	r 0.7	r 0.6	r 0.4	r 0.9	r 0.9	3.9	r 0.0	r 0.4	r 0.6	r 0.1	r 0.1
Brunei Darussalam	516	614.9	r 18.2	r 41.4	r 35.0	r 26.6	r 30.5	13.8	r 4.3	r 2.9	r 11.0	r 4.5	r 3.0
Cambodia	522	361.6	r 88.8	r 94.8	r 102.1	r 114.3	r 96.0	2,812.3	r 719.3	r 643.3	r 923.0	r 778.5	r 903.6
China,P.R.: Mainland	924	115,775.1	r 29,495.6	r 29,743.3	r 31,774.9	r 39,355.8	r 32,023.4	462,813.0	r 108,344.4	r 121,565.5	r 134,863.2	r 140,824.0	r 123,112.4
Fiji	819	55.0	r 11.2	r 10.5	r 27.2	r 17.2	r 14.9	203.3	r 52.5	r 57.0	r 58.9	r 53.2	r 50.7
F.T. French Polynesia	887	100.5	r 25.7	r 36.4	r 28.2	r 29.1	r 25.6	33.8	r 17.3	r 8.0	r 16.1	r 7.8	r 13.4
F.T. New Caledonia	839	65.9	r 16.3	r 14.6	r 16.0	r 12.4	r 20.6	43.1	r 13.4	r 16.7	r 16.2	r 18.8	r 15.5
India	534	21,689.0	r 5,755.3	r 6,350.6	r 7,012.6	r 6,582.0	r 7,404.4	45,998.4	r 11,410.2	r 12,200.1	r 12,809.1	r 12,212.0	r 12,732.0
Indonesia	536	6,037.5	r 1,681.8	r 1,597.7	r 1,737.9	r 1,853.1	r 1,826.6	19,203.4	r 5,086.8	r 5,122.3	r 4,906.7	r 5,096.4	r 5,210.3
Kiribati	826	1.2	r 0.6	r 3.8	r 0.3	r 0.2	r 0.5	3.5	r 1.1	r 0.7	r 0.9	r 1.0	r 0.6
Lao People's Dem.Rep	544	30.9	r 8.4	r 6.1	r 3.7	r 7.4	r 3.6	55.0	r 23.8	r 24.3	r 22.4	r 25.8	r 30.6
Malaysia	548	11,866.9	r 3,268.7	r 3,379.3	r 3,209.9	r 2,968.2	r 3,183.9	36,687.3	r 8,766.9	r 9,354.7	r 9,303.0	r 9,984.3	r 9,282.3
Maldives	556	31.1	r 9.5	r 8.9	r 6.0	r 9.9	r 8.9	20.4	r 7.3	r 4.3	r 3.3	r 7.1	r 8.0
Marshall Islands	867	42.2	r 38.9	r 63.5	r 82.3	r 112.5	r 68.7	4.7	r 1.6	r 1.5	r 2.7	r 26.3	r 5.4
Micronesia	868	8.0	r 2.7	r 8.7	r 11.4	r 13.0	r 9.1	0.1	r 0.0	r 0.1	r 0.2	r 0.4	r 0.2

United States (111)

In Millions of U.S. Dollars

		Exports (FOB)						Imports (CIF)					
		2016	2017Q1	2017Q2	2017Q3	2017Q4	2018Q1	2016	2017Q1	2017Q2	2017Q3	2017Q4	2018Q1
Mongolia	948	55.6	r 15.8	r 21.4	r 19.8	r 24.4	r 20.9	11.2	r 1.2	r 1.4	r 4.4	r 2.0	r 2.3
Myanmar	518	155.3	r 86.3	r 40.7	r 34.4	r 49.9	r 66.2	202.3	r 77.8	r 75.4	r 107.2	r 105.9	r 92.7
Nauru	836	0.5	r 0.0	r 0.0	r 0.2	r 0.2	1.1	r 0.1	r 0.6	r 0.4	r 0.5	r 0.7
Nepal	558	40.6	r 13.6	r 39.3	r 13.6	r 9.2	r 9.0	88.7	r 21.1	r 21.7	r 26.6	r 22.6	r 24.9
Palau	565	3.8	r 1.7	r 2.6	r 4.7	r 6.1	r 4.4	0.3	r 0.0	r 0.1	r 0.2	r 0.2	r 0.8
Papua New Guinea	853	126.8	r 13.3	r 16.0	r 56.5	r 20.0	r 18.4	91.8	r 24.4	r 54.3	r 22.5	r 19.6	r 14.5
Philippines	566	8,263.2	r 2,008.1	r 1,959.4	r 2,119.9	r 2,379.6	r 2,037.0	10,047.0	r 2,663.2	r 2,925.8	r 3,066.9	r 2,970.7	r 2,988.5
Samoa	862	27.9	r 6.5	r 5.6	r 12.0	r 14.3	r 8.1	5.3	r 1.5	r 1.4	r 1.0	r 1.0	r 1.2
Solomon Islands	813	9.9	r 2.3	r 2.4	r 2.4	r 2.2	r 3.9	2.1	r 0.3	r 0.7	r 1.3	r 1.1	r 0.8
Sri Lanka	524	407.1	r 85.2	r 75.1	r 96.0	r 80.0	r 80.5	2,829.5	r 744.6	r 652.4	r 718.6	r 742.3	r 709.8
Thailand	578	10,572.8	r 2,485.2	r 2,803.3	r 2,700.6	r 2,848.0	r 3,002.2	29,492.5	r 7,197.1	r 7,615.6	r 8,058.1	r 8,319.0	r 7,505.0
Timor-Leste	537	1.6	5.3
Tonga	866	15.2	r 3.6	r 4.0	r 4.8	r 4.2	r 3.4	3.3	r 0.9	r 0.9	r 0.9	r 0.9	r 0.6
Tuvalu	869	1.1	r 0.3	r 0.2	r 0.2	r 0.2	r 0.3	0.1	r 0.0	r 0.1	r 0.1	r 0.0	r 0.0
Vanuatu	846	7.8	r 2.2	r 1.1	r 2.6	r 2.0	r 1.1	5.6	r 1.1	r 1.0	r 2.2	r 1.2	r 2.3
Vietnam	582	10,151.3	r 2,063.9	r 2,031.5	r 1,755.7	r 2,312.5	r 2,115.8	42,109.2	r 10,191.2	r 12,166.4	r 12,092.7	r 12,033.1	r 11,393.0
Asia n.s.	598	349.5	r 8.3	r 3.3	r 6.1	r 3.9	r 4.1	61.6	r 10.9	r 3.4	r 1.1	r 2.6	r 2.3
Europe	170	27,700.6	6,433.5	8,116.7	7,400.6	8,077.1	7,624.1	39,679.1	10,344.4	11,430.9	11,594.0	11,859.1	12,280.8
Emerg. & Dev. Europe	903	18,232.3	4,320.0	5,126.2	4,638.7	5,229.6	5,088.1	23,336.2	5,773.9	6,504.8	6,510.0	6,856.5	6,757.9
Albania	914	50.4	r 11.1	r 17.6	r 12.4	r 21.1	r 16.9	124.7	r 6.9	r 9.9	r 13.9	r 10.9	r 18.2
Bosnia and Herzegovina	963	29.8	r 6.5	r 6.8	r 7.5	r 6.8	r 9.1	75.5	r 20.1	r 18.4	r 18.3	r 28.6	r 28.3
Bulgaria	918	269.1	r 61.9	r 154.6	r 58.4	r 107.0	r 73.4	603.9	r 155.6	r 149.0	r 181.7	r 172.8	r 237.3
Croatia	960	285.7	r 121.5	r 100.4	r 114.1	r 108.2	r 151.0	510.2	r 113.7	r 102.5	r 94.5	r 125.9	r 102.0
Faroe Islands	816	2.6	r 0.5	r 0.9	r 0.1	r 0.5	r 0.6	134.7	r 29.0	r 35.7	r 27.5	r 26.4	r 26.4
Gibraltar	823	1,771.7	r 314.7	r 299.7	r 246.0	r 270.7	r 192.4	0.3	r 0.1	r 0.1	r 0.1	r 0.3	r 0.3
Hungary	944	1,842.7	r 492.6	r 491.9	r 452.0	r 453.1	r 420.8	5,343.7	r 1,192.2	r 1,282.9	r 1,262.9	r 1,350.9	r 1,226.1
Kosovo	967	18.3	r 1.8	r 1.1	r 2.8	r 3.0	r 5.0	2.2	r 0.1	r 0.3	r 0.8	r 0.8	r 0.7
Macedonia, FYR	962	45.8	r 11.3	r 7.3	r 9.9	r 11.9	r 11.8	230.7	r 56.5	r 48.9	r 74.2	r 75.4	r 90.6
Montenegro	943	16.7	r 0.2	r 2.7	r 1.7	r 2.4	r 5.7	1.9	r 0.1	r 0.4	r 0.5	r 1.2	r 0.9
Poland	964	3,661.0	r 882.7	r 1,180.9	r 1,244.6	r 1,219.3	r 1,402.5	5,970.0	r 1,554.4	r 1,745.0	r 1,863.7	r 1,947.3	r 1,900.3
Romania	968	714.1	r 237.4	r 279.7	r 198.8	r 232.3	r 222.9	1,963.1	r 497.4	r 567.5	r 568.8	r 567.7	r 631.9
Serbia, Republic of	942	145.2	r 9.2	r 23.6	r 22.8	r 37.5	r 26.6	310.9	r 25.1	r 59.6	r 56.6	r 80.7	r 74.5
Turkey	186	9,379.2	r 2,168.4	r 2,559.0	r 2,267.6	r 2,755.8	r 2,549.2	8,064.3	r 2,122.8	r 2,484.5	r 2,346.4	r 2,467.6	r 2,420.5
CIS	901	9,465.5	2,112.3	2,990.0	2,760.8	2,847.0	2,534.9	16,336.2	4,567.8	4,923.1	5,082.6	4,995.8	5,518.8
Armenia	911	43.7	r 15.3	r 10.6	r 13.8	r 15.1	r 11.9	43.2	r 10.0	r 15.2	r 20.8	r 21.5	r 18.2
Azerbaijan, Rep. of	912	434.2	r 53.1	r 210.3	r 46.0	r 45.0	r 48.1	142.0	r 42.6	r 75.1	r 43.9	r 50.2	r 194.3
Belarus	913	195.0	r 13.9	r 16.4	r 20.3	r 22.1	r 23.8	133.9	r 48.5	r 63.9	r 82.8	r 82.7	r 111.9
Georgia	915	324.8	r 66.1	r 84.4	r 125.4	r 107.6	r 130.5	94.4	r 17.0	r 41.2	r 35.4	r 37.1	r 46.2
Kazakhstan	916	1,111.1	r 133.3	r 142.8	r 142.4	r 132.9	r 199.4	742.3	r 258.7	r 190.9	r 141.9	r 193.9	r 241.8
Kyrgyz Republic	917	19.9	r 8.1	r 6.8	r 4.4	r 6.8	r 4.9	3.2	r 0.5	r 3.1	r 1.2	r 1.6	r 1.5
Moldova	921	15.1	r 3.4	r 4.8	r 5.1	r 4.8	r 3.6	37.9	r 8.2	r 9.2	r 12.3	r 10.5	r 13.7
Russian Federation	922	5,797.5	r 1,280.7	r 1,933.5	r 1,889.2	r 1,883.7	r 1,578.3	14,512.5	r 3,941.4	r 4,264.5	r 4,453.5	r 4,344.0	r 4,608.8
Tajikistan	923	21.4	r 1.9	r 3.7	r 1.7	r 10.6	r 1.3	0.8	r 0.2	r 0.3	r 0.3	r 0.2	r 0.3
Turkmenistan	925	106.4	r 97.3	r 122.7	r 50.7	r 11.2	r 3.8	17.8	r 1.8	r 3.8	r 4.4	r 3.7	r 2.2
Ukraine	926	1,078.5	r 408.1	r 435.4	r 417.8	r 564.6	r 506.8	577.5	r 236.8	r 248.7	r 283.7	r 248.1	r 276.6
Uzbekistan	927	318.0	r 31.1	r 18.7	r 43.9	r 42.6	r 22.4	30.7	r 2.1	r 7.2	r 2.5	r 2.5	r 3.3
Europe n.s.	884	2.8	r 1.3	r 0.5	r 1.1	r 0.5	r 1.1	6.6	r 2.7	r 2.9	r 1.3	r 6.7	r 4.1
Mid East, N Africa, Pak	440	67,255.1	16,148.0	16,216.0	15,636.3	16,342.5	14,385.2	44,297.0	15,205.2	14,073.9	11,743.7	13,202.0	14,569.5
Afghanistan, I.R. of	512	913.5	r 140.8	r 241.5	r 405.7	r 149.3	r 308.6	33.5	r 4.7	r 4.0	r 1.8	r 4.0	r 9.1
Algeria	612	2,237.1	r 262.5	r 381.2	r 192.6	r 224.9	r 207.2	3,228.8	r 1,202.1	r 894.4	r 996.1	r 715.4	r 1,064.6
Bahrain, Kingdom of	419	902.1	r 224.9	r 236.6	r 210.9	r 234.8	r 227.7	768.3	r 227.7	r 254.1	r 238.3	r 276.3	r 237.0
Djibouti	611	145.0	r 45.2	r 46.1	r 38.2	r 33.2	r 23.9	28.0	r 7.2	r 6.9	r 11.5	r 8.6	r 9.3
Egypt	469	3,506.5	r 1,056.3	r 959.0	r 994.7	r 973.6	r 1,268.5	1,493.4	r 382.4	r 468.3	r 379.3	r 405.0	r 465.7
Iran, I.R. of	429	172.1	r 20.8	r 20.5	r 51.9	r 44.4	r 32.8	86.0	r 23.9	r 12.0	r 10.9	r 16.4	r 13.3
Iraq	433	1,268.7	r 338.0	r 259.4	r 321.9	r 278.3	r 351.4	5,965.1	r 2,539.0	r 3,030.1	r 2,108.6	r 3,067.9	r 3,470.9
Jordan	439	1,494.8	r 689.1	r 484.2	r 394.0	r 395.7	r 417.9	1,557.2	r 405.3	r 376.1	r 496.3	r 409.9	r 427.5
Kuwait	443	3,296.1	r 1,326.1	r 1,512.1	r 1,255.0	r 1,073.2	r 766.0	3,312.4	r 879.2	r 646.6	r 800.0	r 590.5	r 710.1
Lebanon	446	1,134.6	r 268.4	r 275.7	r 365.0	r 339.4	r 261.4	107.9	r 27.0	r 33.3	r 33.4	r 34.8	r 20.0
Libya	672	188.9	r 34.6	r 44.1	r 23.1	r 33.0	r 56.5	223.5	r 178.4	r 290.9	r 356.1	r 546.6	r 415.2
Mauritania	682	116.3	r 29.4	r 12.7	r 15.7	r 70.0	r 38.2	50.3	r 0.6	r 29.0	r 27.4	r 4.5	r 1.1

United States (111)

In Millions of U.S. Dollars

		Exports (FOB)						Imports (CIF)					
		2016	2017Q1	2017Q2	2017Q3	2017Q4	2018Q1	2016	2017Q1	2017Q2	2017Q3	2017Q4	2018Q1
Morocco	686	1,866.0	r 609.2	r 628.4	r 326.8	r 552.0	r 629.9	1,021.8	r 322.6	r 242.3	r 399.6	r 265.2	r 432.1
Oman	449	1,783.9	r 656.7	r 500.8	r 347.9	r 590.5	r 665.5	1,108.7	r 234.4	r 209.3	r 252.4	r 372.7	r 294.2
Pakistan	564	2,101.1	r 812.7	r 654.0	r 584.2	r 758.2	r 840.0	3,446.1	r 888.1	r 863.6	r 937.0	r 885.4	r 882.0
Qatar	453	4,928.7	r 623.2	r 415.7	r 1,003.2	r 1,076.4	r 757.2	1,160.7	r 337.8	r 241.3	r 226.2	r 396.0	r 424.2
Saudi Arabia	456	18,022.6	r 3,583.4	r 4,499.2	r 4,247.4	r 3,930.5	r 3,355.3	16,925.9	r 6,175.1	r 5,270.5	r 3,407.9	r 4,013.0	r 4,369.5
Somalia	726	36.9	r 24.6	r 9.9	r 17.8	r 20.2	r 6.6	1.0	r 0.1	r 0.2	r 0.5	r 0.1	r 0.5
Sudan	732	58.7	r 31.5	r 17.2	r 11.9	r 11.0	r 18.7	15.3	r 1.9	r 4.5	r 3.4	r 3.2	r 4.8
Syrian Arab Republic	463	3.7	r 1.3	r 1.7	r 1.4	r 2.7	r 15.5	6.7	r 1.4	r 1.8	r 2.0	r 1.9	r 1.3
Tunisia	744	524.2	r 160.4	r 129.8	r 100.5	r 160.5	r 109.0	391.6	r 123.5	r 107.8	r 128.9	r 102.1	r 185.9
United Arab Emirates	466	22,381.8	r 5,168.7	r 4,821.9	r 4,666.5	r 5,348.4	r 3,985.9	3,356.0	r 1,233.0	r 1,085.2	r 924.4	r 1,080.8	r 1,131.0
West Bank and Gaza	487	1.2	r 1.1	r 0.7	r 0.2	r 0.1	r 0.1	6.4	r 1.9	r 1.5	r 1.3	r 0.6	r 0.1
Yemen, Republic of	474	170.7	r 39.3	r 63.4	r 59.9	r 42.1	r 41.5	2.4	r 7.9	r 0.3	r 0.6	r 0.8	r 0.2
Sub-Saharan Africa	603	13,245.4	3,113.0	3,605.7	3,354.2	3,603.3	3,316.0	20,052.9	5,296.3	6,060.4	6,177.6	7,264.4	6,198.2
Angola	614	1,275.8	r 104.4	r 282.0	r 275.9	r 148.1	r 109.4	2,856.5	r 354.8	r 591.3	r 993.1	r 664.4	r 273.8
Benin	638	232.3	r 62.3	r 63.8	r 67.4	r 58.3	r 74.3	7.0	r 4.3	r 2.5	r 5.4	r 5.6	r 6.2
Botswana	616	42.3	r 8.6	r 3.8	r 67.0	r 13.7	r 25.8	434.2	r 129.2	r 154.6	r 91.4	r 397.2	r 96.5
Burkina Faso	748	35.3	r 15.7	r 13.5	r 12.8	r 16.9	r 12.9	5.3	r 0.9	r 1.8	r 1.0	r 1.4	r 1.5
Burundi	618	8.4	r 0.4	r 2.4	r 2.4	r 3.0	r 0.6	6.6	r 2.3	r 3.0	r 1.0	r 2.7	r 3.5
Cabo Verde	624	8.7	r 1.9	r 2.8	r 2.5	r 1.9	r 1.5	4.0	r 0.5	r 1.0	r 1.3	r 0.7	r 0.7
Cameroon	622	189.9	r 30.7	r 42.6	r 33.1	r 53.3	r 62.1	150.8	r 46.6	r 26.9	r 22.4	r 23.6	r 58.0
Central African Rep.	626	9.5	r 3.1	r 2.0	r 2.2	r 4.0	r 1.3	1.1	r 0.3	r 0.2	r 0.6	r 1.1	r 0.6
Chad	628	32.9	r 4.7	r 6.4	r 3.4	r 17.0	r 8.5	898.7	r 94.2	r 60.3	r 110.5	r 260.5	r 190.2
Comoros	632	1.3	r 0.2	r 0.6	r 0.1	r 0.4	r 0.3	2.7	r 0.4	r 4.4	r 0.0	r 0.2	r 1.6
Congo, Dem. Rep. of	636	83.3	r 16.7	r 22.9	r 9.6	r 25.6	r 13.0	173.9	r 21.3	r 21.7	r 30.8	r 12.3	r 23.5
Congo, Republic of	634	130.9	r 40.0	r 27.3	r 23.4	r 26.0	r 19.5	132.1	r 5.3	r 7.3	r 68.1	r 47.6	r 80.9
Côte d'Ivoire	662	286.1	r 84.9	r 70.6	r 93.3	r 80.9	r 94.2	1,163.9	r 516.1	r 295.6	r 185.1	r 216.2	r 446.7
Equatorial Guinea	642	278.4	r 19.2	r 39.8	r 27.7	r 25.1	r 11.0	193.2	r 41.6	r 156.9	r 77.7	r 79.8	r 191.2
Eritrea	643	3.0	r 0.3	r 0.7	r 0.3	r 3.7	r 0.5	0.5	r 0.1	r 0.0	r 0.0	r 0.1	r 0.0
Ethiopia	644	827.3	r 149.6	r 268.3	r 59.9	r 395.7	r 66.3	236.2	r 49.0	r 76.9	r 101.4	r 64.1	r 72.6
Gabon	646	84.8	r 17.3	r 15.7	r 23.5	r 32.8	r 34.5	107.4	r 16.1	r 51.0	r 78.1	r 54.6	r 54.4
Gambia, The	648	40.2	r 12.4	r 10.1	r 7.0	r 9.8	r 10.3	0.7	r 0.2	r 0.1	r 0.2	r 0.5	r 0.1
Ghana	652	830.5	r 244.8	r 180.7	r 299.0	r 161.2	r 165.8	321.2	r 225.4	r 244.5	r 62.7	r 217.4	r 161.8
Guinea	656	84.4	r 19.8	r 31.5	r 26.1	r 25.2	r 37.8	9.4	r 1.3	r 1.1	r 0.9	r 2.5	r 1.1
Guinea-Bissau	654	3.7	r 1.9	r 0.7	r 0.3	r 0.9	r 0.3	0.2	r 0.0	r 0.0	r 0.0	r 0.0	r 0.0
Kenya	664	393.9	r 168.7	r 112.9	r 93.8	r 80.1	r 128.4	551.5	r 130.3	r 133.2	r 175.1	r 135.4	r 142.8
Lesotho	666	2.1	r 0.2	r 0.5	r 0.5	r 0.7	r 0.1	310.6	r 62.0	r 71.3	r 85.0	r 90.3	r 127.1
Liberia	668	176.5	r 51.2	r 20.1	r 53.4	r 19.4	r 38.1	64.1	r 11.4	r 15.4	r 14.9	r 49.5	r 15.0
Madagascar	674	42.2	r 15.1	r 10.1	r 13.2	r 15.0	r 15.3	444.9	r 190.9	r 208.5	r 151.0	r 191.1	r 284.5
Malawi	676	42.2	r 5.0	r 4.5	r 10.4	r 8.4	r 4.6	76.7	r 13.9	r 25.4	r 9.6	r 13.2	r 10.6
Mali	678	73.1	r 16.9	r 13.4	r 13.8	r 17.9	r 12.0	4.3	r 1.1	r 0.8	r 0.6	r 0.4	r 0.8
Mauritius	684	87.0	r 30.1	r 11.2	r 10.7	r 11.3	r 9.9	335.4	r 61.2	r 66.9	r 73.7	r 83.0	r 63.0
Mozambique	688	147.0	r 36.7	r 31.4	r 57.3	r 54.5	r 33.4	110.9	r 28.3	r 37.4	r 23.2	r 56.7	r 22.5
Namibia	728	212.9	r 28.2	r 25.3	r 23.1	r 24.3	r 86.4	84.1	r 36.5	r 38.5	r 18.6	r 33.4	r 32.3
Niger	692	66.3	r 11.8	r 6.0	r 15.8	r 10.5	r 12.0	6.2	r 1.2	r 1.4	r 1.8	r 2.9	r 2.9
Nigeria	694	1,875.4	r 441.1	r 585.1	r 476.6	r 652.3	r 613.6	4,176.0	r 1,668.1	r 1,520.0	r 1,595.3	r 2,267.4	r 1,771.7
Rwanda	714	74.6	r 4.2	r 57.4	r 2.2	r 2.4	r 13.3	25.4	r 11.1	r 4.7	r 7.4	r 20.4	r 19.2
São Tomé & Príncipe	716	2.0	r 0.3	r 0.7	r 0.8	r 1.3	r 0.4	0.5	r 0.1	r 0.1	r 0.3	r 0.3	r 0.2
Senegal	722	182.0	r 60.9	r 46.8	r 45.5	r 57.4	r 37.0	54.6	r 15.3	r 16.9	r 22.0	r 18.3	r 29.5
Seychelles	718	12.4	r 3.1	r 3.8	r 5.2	r 3.5	r 4.2	5.8	r 3.4	r 3.8	r 2.8	r 2.6	r 1.6
Sierra Leone	724	63.2	r 21.3	r 22.5	r 17.4	r 18.1	r 18.5	30.1	r 2.6	r 3.8	r 27.0	r 13.2	r 11.1
South Africa	199	4,685.3	r 1,207.0	r 1,326.4	r 1,287.2	r 1,222.3	r 1,327.6	6,759.2	r 1,454.8	r 2,105.5	r 2,069.2	r 2,129.8	r 1,929.6
South Sudan, Rep. of	733	9.8	r 0.2	r 3.4	r 3.8	r 3.6	r 6.8	0.1	r 0.0	r 0.0	r 0.2	r 0.0	r 0.0
Swaziland	734	25.6	r 5.7	r 5.8	r 6.0	r 6.6	r 16.1	17.0	r 1.2	r 2.0	r 1.8	r 15.5	r 1.3
Tanzania	738	159.6	r 33.1	r 44.7	r 34.9	r 36.2	r 30.6	149.4	r 46.4	r 34.1	r 21.2	r 22.0	r 26.4
Togo	742	243.4	r 91.2	r 142.4	r 90.2	r 161.6	r 92.8	10.9	r 3.0	r 3.7	r 4.0	r 4.0	r 2.2
Uganda	746	69.0	r 16.2	r 18.1	r 14.9	r 58.5	r 19.2	51.5	r 18.0	r 19.7	r 21.4	r 19.9	r 20.0
Zambia	754	81.2	r 14.8	r 15.5	r 32.8	r 20.9	r 38.0	46.6	r 8.2	r 27.1	r 6.3	r 24.4	r 11.4
Zimbabwe	698	29.0	r 10.4	r 9.7	r 7.7	r 12.6	r 7.7	15.8	r 9.7	r 18.1	r 10.9	r 15.8	r 5.9
Africa n.s.	799	0.8	r 0.6	r 0.0	r 0.1	r 0.4	r 0.0	15.6	r 7.5	r 1.0	r 2.3	r 2.6	r 1.7

United States (111)

In Millions of U.S. Dollars

		Exports (FOB)						Imports (CIF)					
		2016	2017Q1	2017Q2	2017Q3	2017Q4	2018Q1	2016	2017Q1	2017Q2	2017Q3	2017Q4	2018Q1
Western Hemisphere	205	366,354.7	94,279.8	96,727.0	97,718.0	103,221.0	101,718.7	401,946.1	104,391.1	108,776.5	106,714.0	110,040.1	112,323.2
Anguilla	312	11.6	r 3.0	r 6.8	r 11.3	r 26.0	r 26.2	0.7	r 0.4	r 0.5	r 1.4	r 1.0	r 2.1
Antigua and Barbuda	311	262.0	r 101.8	r 81.4	r 98.5	r 143.7	r 129.0	17.2	r 4.0	r 5.1	r 1.3	r 1.4	r 0.9
Argentina	213	8,569.5	r 2,060.8	r 2,682.7	r 2,452.7	r 2,316.7	r 2,313.6	4,650.5	r 947.5	r 1,230.1	r 1,373.9	r 1,213.8	r 1,248.9
Aruba	314	777.5	r 341.6	r 232.7	r 184.1	r 221.5	r 164.7	16.4	r 7.4	r 4.7	r 5.1	r 17.9	r 5.0
Bahamas, The	313	2,179.8	r 619.5	r 808.3	r 782.5	r 808.6	r 628.2	298.2	r 138.4	r 87.7	r 175.5	r 121.0	r 77.0
Barbados	316	482.5	r 127.1	r 124.5	r 128.8	r 139.2	r 130.0	49.7	r 15.0	r 12.0	r 10.7	r 11.1	r 12.9
Belize	339	267.2	r 57.3	r 89.8	r 61.7	r 86.1	r 75.6	55.5	r 17.2	r 94.1	r 15.2	r 150.3	r 8.8
Bermuda	319	638.8	r 179.9	r 158.4	r 175.9	r 177.9	r 174.9	24.4	r 4.9	r 7.0	r 13.1	r 8.4	r 3.4
Bolivia	218	656.7	r 151.1	r 155.8	r 138.2	r 149.6	r 141.5	974.5	r 110.9	r 133.6	r 180.8	r 140.5	r 113.7
Brazil	223	30,297.1	r 8,157.4	r 9,081.8	r 9,645.2	r 10,192.6	r 9,246.6	26,175.7	r 6,637.9	r 7,386.0	r 7,758.8	r 7,644.7	r 7,110.0
Chile	228	12,940.9	r 3,146.5	r 3,195.1	r 3,616.2	r 3,650.5	r 3,311.4	8,799.4	r 3,035.9	r 2,530.2	r 2,630.6	r 2,354.8	r 3,625.1
Colombia	233	13,099.5	r 3,852.0	r 3,107.6	r 3,000.9	r 3,311.9	r 3,211.6	13,795.8	r 3,424.0	r 3,461.6	r 3,359.8	r 3,310.7	r 3,905.5
Costa Rica	238	5,897.4	r 1,547.1	r 1,519.0	r 1,429.0	r 1,737.4	r 1,484.6	4,332.7	r 1,050.7	r 1,239.1	r 1,129.1	r 1,143.5	r 1,145.7
Curacao	354	127.9	r 39.0	r 125.7	r 153.6	r 203.5	r 365.4	61.7	r 18.4	r 31.4	r 26.3	r 12.9	r 54.9
Dominica	321	51.1	r 13.8	r 19.6	r 80.7	r 131.8	r 108.7	2.7	r 0.2	r 0.4	r 0.5	r 0.2	r 0.4
Dominican Republic	243	7,785.8	r 2,011.1	r 1,887.0	r 1,706.7	r 2,188.6	r 1,930.1	4,684.1	r 1,096.5	r 1,237.2	r 1,162.8	r 1,250.6	r 1,170.6
Ecuador	248	4,152.8	r 1,149.3	r 1,111.2	r 1,085.9	r 1,431.6	r 1,310.7	6,061.4	r 1,643.7	r 1,578.2	r 1,480.8	r 1,675.5	r 1,507.8
El Salvador	253	2,962.6	r 757.0	r 741.6	r 794.6	r 757.6	r 816.0	2,496.9	r 589.4	r 611.1	r 652.3	r 618.2	r 588.2
Falkland Islands	323	1.5	r 0.2	r 0.0	r 0.1	r 0.1	r 0.0	19.8	r 0.0	r 7.8	r 2.5	r 1.4	r 0.8
Greenland	326	4.1	r 4.6	r 1.5	r 2.9	r 0.9	r 2.3	5.9	r 1.4	r 3.7	r 2.2	r 5.8	r 5.6
Grenada	328	86.8	r 18.9	r 24.4	r 24.3	r 35.1	r 30.1	12.5	r 2.3	r 4.3	r 2.8	r 2.6	r 3.7
Guatemala	258	5,899.9	r 1,690.6	r 1,699.2	r 1,769.1	r 1,817.6	r 1,691.3	3,948.5	r 1,064.4	r 1,028.1	r 1,048.5	r 875.4	r 1,073.0
Guyana	336	445.1	r 83.8	r 100.4	r 85.5	r 101.7	r 126.6	432.8	r 69.2	r 106.2	r 71.9	r 66.1	r 69.6
Haiti	263	1,102.5	r 317.9	r 348.0	r 359.3	r 358.1	r 345.2	898.7	r 213.2	r 237.9	r 235.0	r 236.1	r 206.9
Honduras	268	4,845.7	r 1,258.7	r 1,227.3	r 1,327.7	r 1,268.9	r 1,256.9	4,618.4	r 1,145.7	r 1,231.8	r 1,185.6	r 1,018.0	r 1,140.0
Jamaica	343	1,651.5	r 472.6	r 511.4	r 506.5	r 601.4	r 575.0	305.2	r 83.4	r 75.2	r 86.6	r 92.5	r 85.6
Mexico	273	230,959.1	r 58,702.4	r 60,091.0	r 60,693.9	r 63,501.3	r 63,933.2	294,151.0	r 75,445.6	r 79,634.5	r 77,499.5	r 81,465.6	r 82,185.5
Montserrat	351	2.1	r 1.0	r 1.3	r 2.6	r 3.0	r 5.7	0.1	r 0.1	r 0.1	r 0.4	r 0.1	r 0.7
Netherlands Antilles	353	1,271.0	261.5
Nicaragua	278	1,474.7	r 409.3	r 350.5	r 384.9	r 438.4	r 465.6	3,303.6	r 803.5	r 844.9	r 829.4	r 785.2	r 882.4
Panama	283	6,144.1	r 1,550.9	r 1,657.6	r 1,569.6	r 1,669.0	r 1,604.4	407.7	r 95.0	r 117.4	r 130.9	r 99.2	r 107.1
Paraguay	288	1,979.9	r 691.5	r 729.6	r 651.3	r 687.4	r 707.2	156.8	r 29.3	r 28.8	r 29.1	r 37.9	r 24.2
Peru	293	8,029.2	r 2,237.3	r 1,959.5	r 2,210.7	r 2,278.2	r 2,263.0	6,249.0	r 1,937.8	r 1,398.9	r 1,784.7	r 2,161.8	r 2,173.3
Sint Maarten	352	r 75.8	r 77.4	r 81.2	r 130.6	r 171.1	r 15.4	r 14.8	r 4.6	r 10.7	r 30.2
St. Kitts and Nevis	361	177.6	r 38.4	r 33.1	r 104.5	r 67.7	r 58.2	52.4	r 11.9	r 12.5	r 10.3	r 13.1	r 12.9
St. Lucia	362	402.8	r 118.6	r 112.6	r 145.5	r 177.6	r 123.3	14.0	r 6.3	r 10.6	r 7.6	r 10.7	r 8.6
St. Vincent & Grens.	364	95.0	r 22.3	r 19.1	r 17.5	r 22.3	r 19.5	3.1	r 1.8	r 2.0	r 0.7	r 0.5	r 0.8
Suriname	366	302.9	r 82.0	r 86.5	r 85.5	r 105.4	r 110.0	66.5	r 17.3	r 16.7	r 17.1	r 16.3	r 17.0
Trinidad and Tobago	369	2,344.1	r 414.4	r 443.2	r 441.6	r 515.4	r 471.5	2,960.9	r 921.2	r 934.4	r 743.2	r 715.7	r 981.2
Uruguay	298	1,138.0	r 374.7	r 486.5	r 372.1	r 345.2	r 289.5	536.2	r 148.4	r 148.3	r 166.9	r 121.2	r 108.2
Venezuela, Rep. Bol.	299	5,255.1	r 1,077.5	r 1,147.6	r 951.9	r 992.3	r 1,415.8	10,891.8	r 3,625.5	r 3,258.0	r 2,863.6	r 2,589.8	r 2,610.0
Western Hem. n.s.	399	1,581.5	r 320.7	r 490.3	r 383.3	r 428.6	r 484.4	152.1	r 9.8	r 9.6	r 13.1	r 37.8	r 15.0
Other Countries n.i.e	910	247.4	64.7	78.5	76.3	63.7	90.7
Cuba	928	247.2	r 64.7	r 78.5	r 76.3	r 63.7	r 90.7
Korea, Dem. People's Rep.	954	0.1	r 0.0
Countries & Areas n.s.	898	1.7
Memorandum Items													
Africa	605	18,219.8	4,275.6	4,827.6	4,054.0	4,671.3	4,342.7	24,789.6	6,954.4	7,345.5	7,744.8	8,363.5	7,896.6
Middle East	405	59,256.4	14,031.7	14,095.1	13,942.9	14,363.2	12,203.2	36,080.6	12,654.3	11,921.3	9,237.5	11,213.3	11,980.1
European Union	998	271,827.4	70,088.3	70,574.5	69,223.8	74,247.4	78,486.2	416,745.9	102,113.8	108,251.6	106,398.1	118,282.4	115,905.6
Export earnings: fuel	080	92,614.6	21,132.1	22,130.7	20,996.3	22,281.9	19,661.6	94,619.8	29,192.6	28,224.6	25,527.3	27,479.2	28,860.4
Export earnings: nonfuel	092	1,361,084.1	351,130.3	362,544.4	360,057.8	385,331.5	382,863.3	2,094,558.2	520,634.0	557,025.8	563,327.3	591,254.6	570,372.2

Uruguay (298)

In Millions of U.S. Dollars

		Exports (FOB)						Imports (CIF)					
		2016	2017Q1	2017Q2	2017Q3	2017Q4	2018Q1	2016	2017Q1	2017Q2	2017Q3	2017Q4	2018Q1
IFS World		6,997.0	1,498.9	2,180.3	2,217.2	1,988.4	8,136.6	1,873.1	2,024.4	2,166.9	2,393.5
World	001	7,044.5	1,495.5	2,276.2	2,266.8	2,021.8	1,724.7	8,152.4	1,877.7	2,021.6	2,166.7	2,393.1	1,928.3
Advanced Economies	110	1,692.3	357.7	507.3	443.8	382.8	406.8	2,386.7	551.2	699.2	720.2	601.3	460.1
Euro Area	163	784.0	165.0	236.0	193.9	172.4	180.5	1,078.3	229.2	268.2	312.5	269.2	190.5
Austria	122	0.1	r 0.1	r 0.0	r 0.7	r 0.0	r 0.0	22.1	r 4.8	r 3.4	r 6.0	r 4.0	r 2.5
Belgium	124	26.0	r 4.8	r 6.8	r 6.6	r 7.9	r 6.3	34.2	r 9.5	r 25.6	r 29.6	r 42.8	r 10.6
Cyprus	423	0.9	r 0.3	r 0.2	r 0.2	r 0.1	r 0.3	0.1	r 0.0	r 0.0	r 0.0
Estonia	939	0.2	1.5	r 34.7	r 13.7	r 78.9	r 3.8	r 3.3
Finland	172	2.5	r 0.4	r 1.0	r 1.0	r 0.4	r 0.7	29.9	r 6.1	r 7.4	r 7.5	r 7.9	r 3.9
France	132	32.5	r 11.4	r 8.5	r 6.0	r 9.1	r 10.6	109.2	r 18.0	r 28.6	r 26.4	r 33.8	r 25.6
Germany	134	216.2	r 41.8	r 71.1	r 51.9	r 39.5	r 40.9	385.8	r 49.3	r 51.4	r 54.2	r 50.4	r 46.6
Greece	174	13.0	r 0.0	r 0.1	r 0.1	r 0.0	r 0.0	11.9	r 0.6	r 4.4	r 0.7	r 1.0	r 0.3
Ireland	178	1.9	r 0.4	r 0.2	r 0.0	r 0.4	r 0.4	13.9	r 2.9	r 3.3	r 3.5	r 3.3	r 2.2
Italy	136	79.4	r 16.9	r 30.6	r 21.5	r 17.8	r 19.4	132.1	r 37.0	r 33.1	r 35.3	r 34.3	r 27.6
Latvia	941	1.4	r 0.3	r 0.5	r 0.1	0.8	r 0.1	r 0.2	r 0.1	r 0.1	r 0.0
Lithuania	946	1.0	r 0.0	r 0.2	r 0.4	r 0.3	r 0.3	14.4	r 1.0	r 1.2	r 6.1	r 1.7	r 0.2
Luxembourg	137	0.0	r 0.0	r 0.0	r 0.0	r 0.0	0.3	r 0.0	r 0.0	r 0.2	r 0.1	r 0.0
Malta	181	0.0	r 0.0	r 0.1	r 0.0	0.1	r 0.0	r 0.0	r 0.0	r 0.0	r 0.0
Netherlands	138	238.5	r 49.3	r 74.0	r 63.9	r 56.4	r 54.5	53.3	r 9.3	r 38.2	r 12.2	r 29.7	r 19.9
Portugal	182	95.9	r 21.0	r 22.9	r 17.5	r 21.6	r 31.8	11.5	r 1.8	r 2.8	r 2.0	r 2.6	r 17.1
Slovak Republic	936	0.3	r 0.0	r 0.0	r 0.5	r 0.0	2.0	r 0.4	r 0.4	r 0.5	r 0.6	r 0.9
Slovenia	961	0.1	r 0.0	r 0.0	r 0.0	r 0.0	r 0.0	2.0	r 0.5	r 0.5	r 0.5	r 0.8	r 0.2
Spain	184	74.0	r 18.1	r 19.9	r 23.4	r 18.7	r 15.4	253.3	r 53.0	r 54.0	r 48.8	r 52.3	r 29.7
Australia	193	1.9	r 0.6	r 1.0	r 1.0	r 0.9	r 0.6	8.6	r 1.4	r 1.6	r 3.8	r 1.7	r 1.4
Canada	156	74.4	r 2.8	r 8.5	r 9.7	r 24.7	r 17.0	77.8	r 10.1	r 21.8	r 13.1	r 8.6	r 22.5
China,P.R.: Hong Kong	532	46.1	r 11.5	r 14.0	r 11.2	r 14.7	r 17.4	19.3	r 5.5	r 4.6	r 5.6	r 6.1	r 9.8
China,P.R.: Macao	546	r 0.0	r 0.0	0.2	r 0.0	r 0.0	r 0.1	r 0.0	r 0.1
Czech Republic	935	4.5	r 0.8	r 0.5	r 1.2	r 1.5	r 0.3	8.0	r 2.0	r 1.9	r 3.2	r 2.8	r 1.3
Denmark	128	4.8	r 1.6	r 2.2	r 2.4	r 2.0	r 2.1	164.0	r 19.3	r 17.0	r 17.3	r 14.6	r 10.6
Iceland	176	0.0	0.1	r 1.1	r 0.0	r 0.0	r 0.0	r 0.0
Israel	436	128.1	r 51.2	r 21.9	r 41.1	r 17.7	r 44.1	12.7	r 2.6	r 4.0	r 3.1	r 5.1	r 15.7
Japan	158	10.0	r 2.3	r 2.4	r 1.5	r 2.4	r 2.5	60.4	r 16.5	r 17.4	r 15.6	r 15.2	r 11.3
Korea, Republic of	542	27.0	r 4.4	r 3.4	r 3.3	r 5.2	r 3.2	105.9	r 21.4	r 27.4	r 27.0	r 30.4	r 18.0
New Zealand	196	3.0	r 0.2	r 0.5	r 1.0	r 0.7	r 0.9	19.7	r 2.9	r 2.6	r 3.1	r 3.6	r 1.2
Norway	142	12.1	r 2.2	r 2.9	r 2.0	r 2.5	r 2.8	7.8	r 0.5	r 0.9	r 0.9	r 1.4	r 1.4
Singapore	576	4.9	r 1.9	r 1.1	r 2.7	r 5.0	r 2.3	5.5	r 3.8	r 1.6	r 2.0	r 3.6	r 3.2
Sweden	144	10.0	r 1.2	r 1.5	r 1.5	r 1.5	r 4.3	34.2	r 7.0	r 6.2	r 6.1	r 8.0	r 4.1
Switzerland	146	64.5	r 14.0	r 17.5	r 15.3	r 14.7	r 12.8	31.9	r 7.7	r 7.5	r 8.5	r 11.1	r 7.6
Taiwan Prov.of China	528	9.4	r 1.9	r 2.7	r 2.7	r 3.1	r 3.6	43.1	r 13.0	r 12.3	r 8.7	r 9.6	r 7.8
United Kingdom	112	61.6	r 9.7	r 61.7	r 16.9	r 11.0	r 12.1	148.4	r 13.3	r 14.0	r 49.4	r 13.7	r 14.8
United States	111	445.8	r 86.4	r 129.5	r 136.5	r 102.9	r 100.2	560.7	r 193.9	r 290.2	r 240.2	r 196.5	r 138.9
Emerg. & Dev. Economies	200	4,389.9	954.9	1,481.5	1,286.0	1,369.0	1,097.8	5,737.4	1,322.2	1,318.2	1,440.7	1,782.1	1,396.9
Emerg. & Dev. Asia	505	1,134.3	256.5	632.3	407.9	408.0	369.7	1,847.9	521.7	465.0	529.2	554.1	423.9
Bangladesh	513	11.7	r 0.8	r 18.4	r 1.0	r 0.7	r 0.0	6.1	r 2.1	r 1.5	r 2.5	r 2.6	r 2.3
Brunei Darussalam	516	0.1	r 0.0	r 0.1	r 0.1	r 0.1	0.0	r 0.0	r 0.0	r 0.1
Cambodia	522	0.0	r 0.1	2.6	r 0.4	r 1.0	r 0.7	r 0.6
China,P.R.: Mainland	924	891.0	r 204.4	r 572.3	r 380.9	r 375.8	r 341.4	1,532.1	r 399.4	r 385.4	r 448.2	r 460.9	r 361.3
F.T. French Polynesia	887	5.0	r 1.0	r 1.2	r 2.6	r 2.6	r 2.6	r 0.8
India	534	17.4	r 7.1	r 2.0	r 2.2	r 3.3	r 1.7	157.5	r 62.9	r 35.0	r 41.5	r 50.3	r 29.0
Indonesia	536	7.5	r 2.7	r 1.6	r 1.1	r 1.4	r 1.0	34.1	r 9.1	r 7.4	r 7.5	r 8.4	r 7.1
Malaysia	548	13.6	r 1.3	r 5.3	r 1.5	r 1.2	r 1.0	17.3	r 21.6	r 4.2	r 4.1	r 4.1	r 1.7
Mongolia	948	0.0	r 0.1
Myanmar	518	1.0	r 0.1	r 0.1	0.2	r 0.1	r 0.0	r 0.1	r 0.1	r 0.0
Nepal	558	0.4	0.1	r 0.0	r 0.0	r 0.0	r 0.0
Philippines	566	10.8	r 2.9	r 3.8	r 4.2	r 3.5	r 4.5	10.8	r 3.6	r 2.7	r 4.2	r 4.5	r 4.3
Solomon Islands	813	r 0.2
Sri Lanka	524	0.2	r 0.1	r 0.1	r 0.1	r 0.1	r 0.1	3.2	r 0.8	r 0.6	r 0.7	r 0.9	r 0.5
Thailand	578	43.1	r 8.6	r 7.9	r 4.8	r 9.2	r 8.2	28.6	r 7.2	r 7.2	r 6.5	r 7.5	r 6.4
Vanuatu	846	r 0.0	r 0.1	r 0.0
Vietnam	582	42.2	r 6.8	r 7.9	r 9.4	r 10.2	r 8.6	55.4	r 15.0	r 20.6	r 12.9	r 14.2	r 9.6

Uruguay (298)

In Millions of U.S. Dollars

		Exports (FOB)						Imports (CIF)					
		2016	2017Q1	2017Q2	2017Q3	2017Q4	2018Q1	2016	2017Q1	2017Q2	2017Q3	2017Q4	2018Q1
Asia n.s.	598	90.3	r 20.6	r 11.7
Europe	170	666.1	79.0	177.0	118.0	142.0	91.2	135.4	23.3	43.2	30.8	42.3	55.6
Emerg. & Dev. Europe	903	255.7	19.2	82.8	82.0	112.0	46.3	100.4	18.2	25.6	18.6	32.0	26.5
Albania	914	0.3	r 0.1	r 0.8	r 0.6	r 0.1	0.2	r 0.0	r 0.0	r 0.1	r 0.1	r 0.0
Bosnia and Herzegovina	963	0.1	r 0.0	0.7	r 0.1	r 0.0	r 0.1	r 0.2	r 0.3
Bulgaria	918	5.9	r 2.2	r 0.7	r 1.5	r 1.7	r 1.7	3.1	r 0.3	r 1.1	r 1.8	r 0.3	r 1.8
Croatia	960	r 0.0	r 0.0	r 0.1	0.1	r 0.1	r 0.0	r 0.3	r 0.3	r 0.1
Hungary	944	3.7	r 1.0	r 1.3	r 0.8	r 0.7	r 1.2	10.8	r 2.5	r 1.9	r 1.3	r 2.7	r 1.1
Macedonia, FYR	962	1.0	r 0.1	r 0.0	r 0.4	r 1.4	r 1.1	0.0	r 0.0	r 0.0	r 0.0	r 0.1	r 0.4
Montenegro	943	0.4
Poland	964	24.4	r 4.3	r 6.0	r 8.7	r 7.9	r 6.3	9.3	r 2.5	r 5.3	r 3.4	r 3.0	r 4.0
Romania	968	5.5	r 1.0	r 0.6	r 0.8	r 0.7	r 1.3	5.0	r 1.8	r 2.4	r 1.8	r 2.1	r 1.8
Serbia, Republic of	942	0.5	r 0.0	r 0.1
Turkey	186	214.5	r 10.4	r 73.3	r 69.1	r 99.3	r 34.6	70.7	r 10.9	r 14.8	r 9.9	r 23.1	r 17.1
CIS	901	101.9	28.8	23.1	36.0	30.0	45.0	35.0	5.2	17.6	12.2	10.3	29.1
Azerbaijan, Rep. of	912	0.1
Belarus	913	0.1	r 0.0	r 0.1	r 0.0	r 0.1	r 0.0	1.4	r 0.4	r 0.8	r 1.3	r 0.0
Georgia	915	0.9	r 0.2	r 0.3	r 0.2	r 0.2	r 0.4	0.5	r 0.1	r 0.0	r 0.0	r 0.0	r 0.3
Kazakhstan	916	0.3	r 0.3	r 0.6	r 0.4	r 0.3	r 0.7	0.0
Moldova	921	0.3	r 0.1	r 0.0	r 0.1	0.3	r 0.0	r 0.0	r 0.2	r 0.2	r 0.1
Russian Federation	922	98.2	r 28.0	r 22.0	r 34.6	r 28.8	r 43.3	32.2	r 5.0	r 17.1	r 11.1	r 8.6	r 28.2
Tajikistan	923	r 0.2	r 0.2	0.0	r 0.0	r 0.0
Ukraine	926	2.0	r 0.1	r 0.1	r 0.5	r 0.3	r 0.6	0.5	r 0.1	r 0.1	r 0.2	r 0.1	r 0.4
Uzbekistan	927	0.0	r 0.1	r 0.0
Europe n.s.	884	308.5	r 31.1	r 71.1
Mid East, N Africa, Pak	440	137.2	45.5	53.5	83.3	127.7	80.1	123.9	23.1	17.6	50.3	29.8	58.2
Afghanistan, I.R. of	512	0.7	r 0.0	r 0.0	r 0.1	r 0.0	r 0.1	0.0	r 0.0	r 0.0	r 0.1	r 0.0	r 0.0
Algeria	612	43.5	r 19.4	r 2.4	r 18.6	r 87.3	r 37.1	10.7	r 2.6	r 0.0	r 0.0	r 2.5	r 15.5
Bahrain, Kingdom of	419	0.5	r 0.3	r 0.5	r 0.2	r 0.1	r 0.5	0.3	r 0.1	r 0.0	r 2.6	r 0.1	r 0.0
Egypt	469	15.2	r 0.5	r 11.4	r 9.3	r 10.2	r 6.3	34.2	r 3.3	r 6.4	r 1.4	r 6.9	r 4.3
Iran, I.R. of	429	6.7	r 16.8	r 3.0	r 0.9	r 1.9	r 2.5	0.1	r 6.3	r 0.0	r 0.0	r 0.0	r 1.2
Iraq	433	26.6	r 0.5	r 13.9	r 15.3	r 9.7	r 24.6	r 23.3
Jordan	439	0.7	r 0.3	r 0.7	r 0.2	r 5.3	r 0.6	0.4	r 0.1	r 0.2	r 0.0	r 0.0	r 0.0
Kuwait	443	4.0	r 1.6	r 2.2	r 1.8	r 1.5	r 0.6	r 2.2	r 2.3	r 2.5	r 0.2
Lebanon	446	7.7	r 0.8	r 2.1	r 12.7	r 2.3	r 2.0	0.7	r 0.0	r 0.2	r 0.3	r 0.7
Libya	672	0.2	r 0.1	r 0.1	r 0.1	1.0	r 0.1
Mauritania	682	0.8	r 0.0	r 0.1	r 0.5	r 0.1	r 0.2	0.0	r 0.0	r 0.0	r 0.0	r 0.0	r 0.2
Morocco	686	6.5	r 1.0	r 0.0	r 2.5	r 2.0	r 1.8	25.6	r 0.7	r 0.6	r 7.4	r 0.8	r 0.8
Oman	449	0.8	r 0.1	r 0.4	r 0.3	r 0.2	r 1.2	14.5	r 0.2	r 2.3	r 1.2	r 3.5	r 0.3
Pakistan	564	0.6	r 0.2	r 0.1	r 0.2	r 0.1	r 0.1	5.8	r 1.9	r 2.8	r 1.8	r 2.2	r 0.8
Qatar	453	1.2	r 0.3	r 0.4	r 0.6	r 0.6	r 0.5	5.0	r 0.6	r 0.7	r 0.3	r 0.7	r 9.1
Saudi Arabia	456	12.6	r 0.4	r 1.5	r 3.5	r 2.1	r 0.6	19.2	r 4.4	r 1.0	r 7.7	r 2.6	r 1.2
Sudan	732	1.2	r 0.3	r 0.0	r 0.0	r 0.0	r 0.0
Syrian Arab Republic	463	0.1	r 0.2	r 0.2	0.3	r 0.1	r 0.0
Tunisia	744	r 13.5	r 13.5	r 2.0	r 0.2	0.6	r 0.3	r 0.2	r 0.2	r 0.3	r 0.0
United Arab Emirates	466	7.5	r 2.8	r 1.3	r 2.6	r 2.0	r 1.2	5.6	r 0.4	r 0.8	r 27.4	r 7.2	r 0.5
Yemen, Republic of	474	r 0.2	r 0.0	r 0.0
Sub-Saharan Africa	603	79.3	19.5	25.6	37.0	30.3	22.0	494.7	6.9	10.8	8.5	199.6	143.1
Angola	614	1.8	r 1.0	r 0.5	r 1.4	r 1.0	r 0.6	226.1	r 64.9
Benin	638	5.3	r 0.6	r 0.8	r 0.9	r 0.4	0.0
Botswana	616	0.1	r 0.1
Burkina Faso	748	0.3	r 0.0	r 0.1	r 0.1	0.0
Cabo Verde	624	0.1	r 0.1	r 0.0	r 0.0	r 0.0	0.0	r 0.0
Cameroon	622	3.2	r 0.6	r 0.5	r 1.8	r 0.6	r 0.6	0.0	r 0.0	r 0.1
Comoros	632	r 0.2
Congo, Republic of	634	3.8	r 0.5	r 0.8	r 0.8	r 0.6	r 0.6	r 0.0	r 0.0
Côte d'Ivoire	662	0.8	r 0.5	r 0.4	r 0.8	r 0.2	r 0.6	0.3	r 0.4	r 0.2	r 5.3	r 0.2
Equatorial Guinea	642	0.8	r 0.2	r 0.1	r 0.3	r 0.3	r 0.1	6.8
Ethiopia	644	0.1	r 0.1	0.0	r 0.0	r 0.0	r 0.0	r 0.0
Gabon	646	4.6	r 0.7	r 1.1	r 2.4	r 1.0	r 0.9	0.1	r 0.1	r 0.0	r 0.0	r 0.0	r 0.2

Uruguay (298)

In Millions of U.S. Dollars

		Exports (FOB)						Imports (CIF)					
		2016	2017Q1	2017Q2	2017Q3	2017Q4	2018Q1	2016	2017Q1	2017Q2	2017Q3	2017Q4	2018Q1
Gambia, The	648	r 0.8	r 1.8
Ghana	652	0.5	r 0.3	r 0.8	r 0.3	r 0.1	r 0.2	1.2	r 0.5	r 0.3	r 0.5	r 0.6	r 0.3
Guinea	656	0.3	r 0.0	r 0.0	r 0.0	r 0.0
Guinea-Bissau	654	2.6	r 0.4	r 0.0
Kenya	664	0.5	r 0.2	r 0.1	r 3.4	r 0.2	r 0.2	0.0	r 0.0	r 0.0	r 0.0	r 0.0	r 0.1
Liberia	668	0.5	r 0.0	r 0.5	r 0.2
Madagascar	674	0.1	r 0.0	r 0.0	0.0	r 0.0	r 0.0	r 0.0	r 0.0	r 0.0
Malawi	676	r 0.0	r 0.0	0.3	r 0.2	r 0.0
Mali	678	0.5	r 0.0	r 0.1	r 0.4	r 0.4
Mauritius	684	0.2	r 0.0	r 0.2	r 0.7	r 1.0	r 1.4	0.1	r 0.0	r 0.0	r 0.0	r 0.0	r 0.4
Namibia	728	0.2	r 0.0	r 0.3	r 0.1	0.0	r 0.0	r 0.0	r 0.0
Nigeria	694	7.0	r 2.3	r 6.2	r 5.5	r 4.4	r 1.4	236.8	r 0.0	r 0.0	r 0.0	r 187.1	r 69.0
Senegal	722	3.7	r 1.2	r 2.2	r 2.1	r 3.2	r 5.2	0.3	r 0.5	r 1.9	r 0.0	r 0.4	r 0.1
Sierra Leone	724	14.4	r 5.0	r 3.2	r 5.0	r 8.2	r 1.7	0.0	r 0.0	r 0.0	r 0.0	r 0.0	r 0.1
South Africa	199	25.9	r 5.8	r 7.7	r 9.5	r 5.4	r 7.8	22.4	r 5.5	r 8.2	r 7.9	r 5.8	r 7.1
South Sudan, Rep. of	733	1.2	r 0.3	r 0.0	r 0.2	r 1.2	r 0.1
Tanzania	738	r 0.0	0.1	r 0.0	r 0.0	r 0.0
Togo	742	0.3	r 0.0	r 0.0	r 0.1	r 0.1	0.0
Zambia	754	0.2	r 0.0	r 0.0	r 0.2	r 0.0	0.0	r 0.2	r 0.1
Zimbabwe	698	0.3	r 0.2
Western Hemisphere	205	2,373.1	554.5	593.1	639.8	661.1	534.8	3,135.6	747.2	781.5	821.8	956.2	716.1
Anguilla	312	r 0.0	r 0.0	19.2	r 4.4	r 0.6	r 0.0	r 0.0
Antigua and Barbuda	311	0.1	r 0.0	r 0.0	r 0.0	10.7	r 2.6	r 0.0
Argentina	213	428.8	r 93.7	r 122.6	r 110.6	r 111.3	r 99.4	1,084.3	r 249.5	r 247.8	r 286.8	r 279.8	r 203.1
Aruba	314	1.5	r 0.4	r 0.1	r 0.6	r 0.3	r 0.5	r 0.0
Barbados	316	3.3	r 1.0	r 1.5	r 1.1	r 1.1	r 1.2	0.5	r 0.0	r 0.0	r 0.0	r 0.0	r 0.4
Bolivia	218	39.1	r 8.2	r 7.6	r 8.2	r 16.1	r 12.1	7.7	r 3.3	r 2.4	r 2.3	r 3.8	r 7.7
Brazil	223	1,200.5	r 309.0	r 288.1	r 345.9	r 353.5	r 254.7	1,462.4	r 358.1	r 393.9	r 393.6	r 500.9	r 347.7
Chile	228	94.6	r 21.6	r 24.6	r 21.8	r 22.5	r 23.5	120.5	r 25.2	r 27.0	r 30.7	r 35.4	r 23.0
Colombia	233	52.1	r 4.5	r 5.9	r 5.9	r 5.4	r 4.9	44.4	r 4.6	r 5.8	r 6.2	r 16.4	r 30.4
Costa Rica	238	17.5	r 3.6	r 2.7	r 4.2	r 5.9	r 7.5	4.2	r 1.0	r 0.8	r 1.1	r 1.2	r 2.6
Dominican Republic	243	6.5	r 0.8	r 0.9	r 0.7	r 5.8	r 5.5	2.0	r 0.4	r 5.0	r 2.8	r 0.3	r 5.7
Ecuador	248	9.1	r 2.1	r 3.3	r 3.9	r 3.4	r 2.6	28.5	r 9.4	r 6.9	r 6.2	r 8.7	r 6.4
El Salvador	253	r 0.1	r 0.1	r 0.1	r 0.1	0.2	r 0.1	r 0.0	r 0.0	r 0.1	r 0.0
Grenada	328	0.1	r 0.2	0.1
Guatemala	258	8.7	r 2.9	r 2.4	r 2.8	r 2.9	r 2.4	0.5	r 0.2	r 0.1	r 0.1	r 0.3	r 1.2
Guyana	336	1.3	r 0.2	r 0.6	r 0.9	r 1.3	r 0.3	0.0	r 0.0	r 0.0	r 0.0	r 0.1
Haiti	263	0.7	r 0.1	r 0.2	r 0.4	r 0.3	r 0.3	0.0	r 0.0	r 0.0	r 0.0	r 0.0	r 0.1
Honduras	268	2.1	r 0.6	r 0.3	r 0.4	r 0.3	r 0.3	0.8	r 0.2	r 0.3	r 0.2	r 0.4	r 0.3
Jamaica	343	0.5	r 0.1	r 0.1	r 0.2	r 0.1	r 0.2	0.0	r 0.0	r 0.0	r 0.1	r 0.0
Mexico	273	170.4	r 42.6	r 56.0	r 46.7	r 48.3	r 45.7	205.3	r 54.2	r 50.9	r 51.1	r 63.4	r 43.7
Netherlands Antilles	353	1.8	r 0.8	r 0.0	r 0.8	r 0.5	r 0.5
Nicaragua	278	2.9	r 0.6	r 0.4	r 0.4	r 0.4	r 0.3	0.0	r 0.0	r 0.1	r 0.0	r 0.0	r 0.1
Panama	283	10.4	r 1.3	r 1.6	r 2.4	r 3.7	r 1.4	2.1	r 0.7	r 0.6	r 0.3	r 0.9	r 0.6
Paraguay	288	121.8	r 21.7	r 31.6	r 35.7	r 30.5	r 25.4	100.3	r 25.7	r 22.2	r 24.8	r 36.3	r 24.7
Peru	293	137.2	r 23.7	r 37.5	r 39.9	r 40.5	r 35.3	28.4	r 7.3	r 16.3	r 6.4	r 7.0	r 17.3
St. Vincent & Grens.	364	0.6	r 0.1
Suriname	366	0.0	r 0.3
Trinidad and Tobago	369	12.2	r 3.0	r 3.7	r 3.1	r 3.0	r 3.7	9.3	r 0.1	r 0.0	r 0.0	r 0.9
Venezuela, Rep. Bol.	299	49.1	r 11.5	r 1.4	r 3.3	r 3.9	r 6.7	4.0	r 0.1	r 0.7	r 8.9	r 1.3	r 0.1
Other Countries n.i.e	910	29.8	22.3	4.0	19.1	15.6	17.9	2.5	0.1	0.1	0.1	0.1	4.3
Cuba	928	29.8	r 22.3	r 4.0	r 19.1	r 15.6	r 17.9	2.2	r 0.1	r 0.0	r 0.1	r 0.1	r 4.3
Korea, Dem. People's Rep.	954	r 0.0	r 0.0	0.3	r 0.0	r 0.1	r 0.0	r 0.0	r 0.0
Special Categories	899	r 123.2	r 516.0	r 252.0	r 200.0	25.9	r 4.2	r 2.4	r 1.9	r 4.7	r 60.0
Countries & Areas n.s.	898	932.5	r 160.6	r 160.2	r 1.8	r 2.4	r 2.2	r 1.8	r 3.9	r 5.0	r 6.9
Memorandum Items													
Africa	605	130.1	39.9	41.6	71.9	120.4	61.1	531.7	10.5	11.6	16.1	203.2	159.6
Middle East	405	83.9	24.5	37.4	47.9	36.2	40.7	81.0	17.5	14.0	40.8	24.0	41.0
European Union	998	904.4	186.9	310.6	227.7	199.6	209.8	1,461.3	277.9	317.9	397.1	316.6	229.9
Export earnings: fuel	080	383.2	105.1	79.0	114.1	175.0	146.5	652.3	39.5	40.1	74.1	245.1	259.4
Export earnings: nonfuel	092	6,661.3	1,390.4	2,197.2	2,152.7	1,846.8	1,578.2	7,500.1	1,838.2	1,981.5	2,092.6	2,148.0	1,668.8

Uzbekistan (927)

In Millions of U.S. Dollars

		Exports (FOB)						Imports (CIF)					
		2016	2017Q1	2017Q2	2017Q3	2017Q4	2018Q1	2016	2017Q1	2017Q2	2017Q3	2017Q4	2018Q1
IFS World	
World	001	7,711.2	1,464.5	2,207.8	2,990.1	2,451.5	2,102.2	10,122.0	2,425.7	2,881.3	3,233.2	3,718.4	3,691.3
Advanced Economies	110	2,913.2	432.7	824.6	1,619.2	837.7	854.1	3,441.2	783.3	890.8	922.7	911.2	1,045.7
Euro Area	163	148.2	44.3	49.1	37.2	49.8	35.1	1,580.6	387.9	432.8	389.8	488.1	464.9
Austria	122	e 1.1	e 0.3	e 0.1	e 0.5	e 0.6	e 0.3	e 47.5	e 6.0	e 9.7	e 15.0	e 23.0	e 20.2
Belgium	124	e 6.6	e 1.6	e 1.7	e 1.4	e 2.0	e 1.9	e 49.6	e 30.6	e 8.2	e 19.1	e 17.1	e 11.7
Cyprus	423	e 0.0	e 0.0	e 0.0	e 0.0	e 0.1	e 0.1	e 0.1	e 0.0	e 0.0	e 0.0
Estonia	939	e 0.1	e 0.0	e 0.2	e 0.0	e 0.1	e 2.4	e 14.7	e 2.6	e 3.9	e 4.1	e 2.7	e 2.7
Finland	172	e 0.2	e 0.0	e 0.0	e 0.1	e 0.0	e 0.0	e 26.5	e 8.1	e 8.2	e 6.4	e 6.7	e 4.8
France	132	e 60.9	e 17.3	e 17.8	e 0.4	e 11.2	e 0.7	e 256.4	e 22.0	e 28.5	e 27.1	e 19.2	e 33.4
Germany	134	e 22.8	e 4.1	e 4.4	e 4.7	e 6.3	e 6.0	e 510.4	e 155.5	e 156.8	e 169.7	e 218.4	e 174.1
Greece	174	e 0.8	e 0.0	e 0.0	e 0.4	e 1.4	e 0.5	e 1.2	e 0.2	e 1.9	e 0.5	e 0.3	e 2.1
Ireland	178	e 0.1	e 0.0	e 0.0	e 0.2	e 0.0	e 0.0	e 19.9	e 4.8	e 5.1	e 4.7	e 3.7	e 4.5
Italy	136	e 14.9	e 5.7	e 9.8	e 8.9	e 5.6	e 7.4	e 205.8	e 45.7	e 59.1	e 34.7	e 62.8	e 77.4
Latvia	941	e 18.4	e 6.9	e 7.7	e 11.7	e 10.5	e 8.1	e 115.4	e 23.8	e 31.5	e 30.9	e 26.7	e 28.5
Lithuania	946	e 3.9	e 1.1	e 1.3	e 2.2	e 2.4	e 1.9	e 131.5	e 28.5	e 47.2	e 31.1	e 50.8	e 44.3
Luxembourg	137	e 0.0	e 5.7	e 0.2	e 0.3	e 0.2	e 0.2	e 0.0
Malta	181	e 0.0	e 0.0	e 0.0	e 0.2
Netherlands	138	e 5.4	e 3.5	e 3.0	e 2.3	e 5.4	e 2.8	e 80.3	e 20.6	e 29.9	e 26.6	e 39.0	e 40.0
Portugal	182	e 5.5	e 1.0	e 1.7	e 1.4	e 1.8	e 0.8	e 0.5	e 0.1	e 0.5	e 0.6	e 0.0	e 0.4
Slovak Republic	936	e 1.0	e 0.2	e 0.1	e 0.1	e 0.0	e 0.1	e 6.0	e 2.1	e 2.8	e 1.6	e 1.3	e 2.2
Slovenia	961	e 0.3	e 0.4	e 0.4	e 0.1	e 0.1	e 0.3	e 24.5	e 6.5	e 7.1	e 8.8	e 8.5	e 9.1
Spain	184	e 6.3	e 1.9	e 1.0	e 2.7	e 2.5	e 1.6	e 84.7	e 30.5	e 31.9	e 8.8	e 7.3	e 9.6
Australia	193	e 0.0	e 0.0	e 0.1	e 0.0	e 0.0	e 0.0	e 0.1	e 2.1	e 0.2	e 0.0
Canada	156	e 0.3	e 0.0	e 0.1	e 0.0	e 0.2	e 0.2	e 3.5	e 1.1	e 0.6	e 2.4	e 2.0	e 0.2
China,P.R.: Hong Kong	532	e 1.1	e 0.1	e 0.4	e 0.4	e 0.3	e 0.4	e 19.7	e 2.2	e 2.8	e 2.3	e 2.1	e 3.2
Czech Republic	935	e 2.9	e 0.5	e 1.1	e 1.8	e 1.5	e 0.7	e 72.9	e 22.3	e 19.9	e 17.1	e 15.4	e 10.8
Denmark	128	e 1.3	e 0.0	e 0.2	e 0.4	e 0.0	e 0.0	e 11.9	e 2.3	e 3.0	e 3.1	e 3.1	e 5.5
Israel	436	e 0.4	e 0.1	e 0.1	e 0.4	e 1.7	e 0.1	e 14.1	e 1.8	e 2.3	e 13.1	e 1.0	e 3.4
Japan	158	e 2.5	e 1.4	e 1.5	e 0.6	e 0.7	e 0.6	e 171.3	e 34.9	e 38.4	e 30.0	e 24.7	e 114.4
Korea, Republic of	542	e 21.7	e 4.7	e 4.3	e 3.1	e 3.9	e 2.9	e 1,025.8	e 256.6	e 302.4	e 362.9	e 287.5	e 370.6
New Zealand	196	e 0.0	e 0.0	e 0.0	e 0.0	e 0.0	e 0.0	e 2.4	e 0.3	e 0.1	e 0.4	e 1.8
Norway	142	e 0.0	e 0.0	e 0.0	e 0.0	e 0.1	e 0.0	e 1.5	e 0.2	e 0.1	e 0.4	e 0.6	e 0.6
Singapore	576	e 0.3	e 0.0	e 1.0	e 0.0	e 0.1	e 1.2	e 12.4	e 0.5	e 0.7	e 3.5	e 1.1	e 0.5
Sweden	144	e 0.2	e 0.1	e 0.1	e 0.0	e 0.0	e 0.0	e 20.0	e 3.6	e 6.8	e 12.5	e 4.9	e 5.0
Switzerland	146	e 2,701.5	e 379.0	e 758.8	e 1,571.7	e 776.6	e 808.9	e 113.3	e 28.4	e 47.6	e 19.6	e 24.2	e 32.1
Taiwan Prov.of China	528	e 1.3	e 0.1	e 0.1	e 0.1	e 0.2	e 0.1	e 8.3	e 1.7	e 1.8	e 2.1	e 2.2	e 2.0
United Kingdom	112	e 2.4	e 0.3	e 0.6	e 0.9	e 0.5	e 0.6	e 46.2	e 6.5	e 11.8	e 14.7	e 7.3	e 8.6
United States	111	e 29.0	e 2.0	e 6.8	e 2.3	e 2.3	e 3.2	e 337.1	e 32.9	e 19.8	e 46.6	e 45.1	e 23.8
Emerg. & Dev. Economies	200	4,797.9	1,031.8	1,383.2	1,370.9	1,613.8	1,248.1	6,680.9	1,642.4	1,990.5	2,310.5	2,807.2	2,645.6
Emerg. & Dev. Asia	505	2,013.2	373.7	472.4	413.0	622.4	385.6	2,433.6	598.8	670.1	1,000.7	938.4	987.4
Bangladesh	513	e 416.6	e 124.9	e 117.6	e 36.3	e 40.9	e 60.4	e 17.2	e 5.9	e 5.2	e 6.2	e 6.3	e 7.1
China,P.R.: Mainland	924	e 1,516.0	e 220.5	e 327.6	e 352.3	e 490.7	e 296.2	e 2,182.6	e 518.7	e 604.7	e 941.8	e 867.3	e 899.8
India	534	e 43.9	e 13.1	e 5.7	e 4.2	e 65.7	e 10.5	e 96.2	e 45.0	e 32.1	e 26.4	e 35.0	e 47.2
Indonesia	536	e 6.9	e 5.3	e 11.5	e 10.3	e 14.7	e 9.7	e 3.7	e 0.5	e 0.8	e 1.7	e 0.8	e 1.1
Malaysia	548	e 1.2	e 2.1	e 109.5	e 23.0	e 20.7	e 17.8	e 20.9	e 21.4
Mongolia	948	e 0.6	e 0.2	e 0.2	e 0.1	e 0.3	e 0.1	e 0.0	e 0.0	e 0.0	e 0.1
Myanmar	518	e 0.3	e 0.2	e 0.2	e 0.2	e 0.2	e 0.2
Nepal	558	e 0.5	e 0.0	e 0.0	e 0.0	e 0.0	e 0.0	e 0.1
Philippines	566	e 0.9	e 0.1	e 0.2	e 0.0	e 0.2	e 1.0	e 0.1	e 0.0	e 0.0	e 0.4	e 0.1
Sri Lanka	524	e 0.2	e 0.2	e 1.3	e 1.4	e 0.3	e 0.2	e 5.9	e 2.2	e 1.2	e 1.3	e 1.7	e 3.5
Thailand	578	e 0.1	e 0.0	e 0.3	e 0.0	e 0.0	e 0.2	e 7.2	e 0.9	e 1.9	e 1.8	e 2.0	e 3.5
Vietnam	582	e 26.2	e 7.0	e 7.7	e 8.2	e 9.6	e 7.9	e 10.2	e 2.6	e 3.3	e 3.6	e 4.0	e 3.7
Europe	170	2,281.0	540.1	763.5	786.6	838.8	701.9	4,217.0	1,039.6	1,315.1	1,303.5	1,860.0	1,650.1
Emerg. & Dev. Europe	903	696.9	174.1	182.2	225.4	242.8	225.6	737.9	180.7	211.6	227.1	274.8	303.4
Albania	914	e 0.1	e 0.1	e 0.1	e 0.5	e 0.0	e 0.0
Bosnia and Herzegovina	963	e 0.0	e 0.0	e 0.0	e 0.0	e 0.1	e 0.0
Bulgaria	918	e 1.4	e 0.9	e 1.7	e 1.3	e 0.3	e 0.3	e 16.0	e 2.8	e 4.1	e 4.0	e 5.8	e 3.9
Croatia	960	e 0.1	e 0.1	e 0.5	e 0.1	e 0.1	e 0.0	e 0.0	e 0.0
Hungary	944	e 0.2	e 0.0	e 0.0	e 0.0	e 0.0	e 0.0	e 43.3	e 14.5	e 14.3	e 14.4	e 17.2	e 13.0

Uzbekistan (927)

In Millions of U.S. Dollars

		Exports (FOB)						Imports (CIF)					
		2016	2017Q1	2017Q2	2017Q3	2017Q4	2018Q1	2016	2017Q1	2017Q2	2017Q3	2017Q4	2018Q1
Macedonia, FYR	962	e 0.5	e 0.1	e 0.1	e 0.1	e 0.2	e 0.0
Montenegro	943	e 0.0	e 0.0	e 0.0	e 0.0	e 0.0	e 0.1
Poland	964	e 24.2	e 9.2	e 9.4	e 8.9	e 12.8	e 11.1	e 92.0	e 14.8	e 18.3	e 21.1	e 29.8	e 32.4
Romania	968	e 1.1	e 0.3	e 0.2	e 0.6	e 0.3	e 0.3	e 20.0	e 2.7	e 2.6	e 2.2	e 3.6	e 4.2
Serbia, Republic of	942	e 0.2	e 0.1	e 0.1	e 0.1	e 0.1	e 0.1	e 1.1	e 0.3	e 0.1	e 0.1	e 0.5	e 0.7
Turkey	186	e 669.1	e 163.5	e 170.6	e 213.8	e 228.8	e 213.5	e 565.0	e 145.6	e 172.1	e 185.3	e 217.9	e 249.1
CIS	901	1,584.0	366.0	581.2	561.2	596.0	476.3	3,479.1	858.9	1,103.5	1,076.3	1,585.1	1,346.7
Armenia	911	e 1.5	e 0.3	e 0.1	e 0.3	e 0.7	e 0.4	e 1.9	e 0.3	e 0.6	e 0.8	e 0.8	e 0.7
Azerbaijan, Rep. of	912	e 11.3	e 2.1	e 3.4	e 7.0	e 12.0	e 6.1	e 3.6	e 0.6	e 0.8	e 0.8	e 2.0	e 1.4
Belarus	913	e 26.3	e 6.6	e 6.9	e 8.8	e 10.5	e 9.5	e 38.0	e 13.6	e 23.7	e 24.7	e 39.8	e 35.2
Georgia	915	e 8.7	e 1.6	e 1.7	e 1.0	e 2.3	e 2.1	e 75.6	e 17.1	e 17.5	e 17.7	e 15.7	e 12.9
Kazakhstan	916	e 554.5	e 107.5	e 213.3	e 178.1	e 194.4	e 135.1	e 980.7	e 273.3	e 342.4	e 278.0	e 426.9	e 423.9
Kyrgyz Republic	917	e 65.8	e 26.8	e 35.2	e 58.1	e 34.2	e 35.6	e 132.6	e 27.0	e 43.5	e 28.5	e 56.1	e 55.0
Moldova	921	e 2.7	e 0.8	e 1.2	e 1.6	e 1.9	e 1.9	e 6.0	e 1.3	e 1.2	e 1.5	e 1.9	e 1.7
Russian Federation	922	e 716.3	e 185.1	e 264.0	e 249.3	e 269.0	e 225.4	e 2,083.0	e 488.4	e 634.3	e 675.4	e 986.1	e 751.1
Tajikistan	923	e 129.9	e 17.6	e 24.9	e 32.4	e 32.2	e 23.0	e 6.8	e 1.7	e 1.7	e 3.4	e 2.3	e 2.5
Ukraine	926	e 67.0	e 17.7	e 30.5	e 24.5	e 38.8	e 37.3	e 150.9	e 35.5	e 37.8	e 45.7	e 53.6	e 62.2
Mid East, N Africa, Pak	440	494.5	117.0	146.1	168.7	148.2	158.5	7.0	0.9	1.4	2.6	1.9	1.4
Afghanistan, I.R. of	512	e 376.6	e 81.0	e 111.2	e 135.0	e 106.3	e 124.1	e 0.4	e 0.1	e 0.1	e 0.1	e 0.2	e 0.2
Algeria	612	e 0.4	e 0.0	e 0.1	e 0.1	e 0.0
Bahrain, Kingdom of	419	e 0.1	e 0.0	e 0.0	e 0.0	e 0.0	e 0.0	e 0.1	e 0.0	e 0.0	e 0.0	e 0.0	e 0.0
Iran, I.R. of	429	e 97.9	e 24.8	e 27.3	e 26.9	e 31.3	e 26.3
Jordan	439	e 0.4	e 0.4	e 1.0	e 0.6	e 0.5	e 0.3	e 0.2	e 0.0	e 0.1	e 0.3
Kuwait	443	e 0.1	e 0.0	e 0.0	e 0.0	e 0.0	e 0.0
Lebanon	446	e 0.4	e 0.0	e 0.1	e 0.1	e 0.5	e 0.0	e 0.0
Morocco	686	e 2.0	e 1.0	e 0.8	e 0.6	e 0.7	e 0.6	e 0.0	e 0.0	e 0.0	e 0.0	e 0.0
Pakistan	564	e 3.0	e 1.5	e 0.5	e 0.1	e 0.6	e 0.5	e 3.6	e 0.4	e 0.9	e 2.3	e 0.6	e 0.7
Qatar	453	e 0.4
Saudi Arabia	456	e 6.0	e 4.0	e 1.0	e 0.3	e 4.6	e 2.8	e 2.5	e 0.2	e 0.3	e 0.0	e 0.8	e 0.4
Syrian Arab Republic	463	e 0.5	e 0.1	e 0.1	e 0.1	e 0.2	e 0.1	e 0.2	e 0.0	e 0.1	e 0.1	e 0.1	e 0.1
Tunisia	744	e 0.1	e 0.2	e 0.2	e 0.0
United Arab Emirates	466	e 6.8	e 3.9	e 3.6	e 4.7	e 3.4	e 3.1
West Bank and Gaza	487	e 0.4	e 0.1	e 0.1	e 0.1	e 0.1	e 0.1
Sub-Saharan Africa	603	0.7	0.2	0.2	0.3	0.7	0.2	1.2	0.8	0.6	0.5	3.5	2.8
Ghana	652	e 0.2	e 0.1	e 0.2	e 0.2	e 0.2	e 0.2
Kenya	664	e 0.0	e 0.0	e 1.1	e 0.7	e 0.6	e 0.3	e 1.5	e 2.8
South Africa	199	e 0.5	e 0.0	e 0.0	e 0.0	e 0.0	e 0.0	e 0.0	e 0.0	e 0.0	e 0.1	e 1.9	e 0.0
Tanzania	738	e 0.0	e 0.5	e 0.0	e 0.0	e 0.0
Western Hemisphere	205	8.5	0.9	1.1	2.4	3.6	1.9	22.0	2.3	3.3	3.3	3.5	4.0
Argentina	213	e 2.4	e 0.1	e 0.0	e 0.0	e 0.0	e 0.1	e 4.2	e 0.2	e 0.0	e 0.0	e 0.1
Bolivia	218	e 0.1	e 0.0	e 0.0
Brazil	223	e 0.5	e 0.1	e 0.2	e 0.0	e 0.5	e 0.1	e 14.4	e 0.8	e 2.0	e 1.3	e 1.5	e 2.0
Chile	228	e 0.7	e 0.1	e 0.1	e 0.0	e 0.0	e 0.0	e 0.2	e 0.1	e 0.0
Colombia	233	e 2.7	e 0.1	e 0.1	e 0.4	e 1.0	e 0.3	e 0.0	e 0.0
Dominican Republic	243	e 0.0	e 0.1	e 0.1	e 0.1	e 0.1	e 0.1
Ecuador	248	e 0.1	e 0.1	e 1.2	e 0.7	e 0.5	e 0.8	e 1.1	e 0.8
Guatemala	258	e 0.2
Honduras	268	e 0.3	e 0.2	e 0.2	e 0.4
Mexico	273	e 0.1	e 0.0	e 0.0	e 0.0	e 0.0	e 0.1	e 2.0	e 0.7	e 0.7	e 1.2	e 0.9	e 1.1
Peru	293	e 1.9	e 0.1	e 0.5	e 1.7	e 1.2	e 1.0
Uruguay	298	e 0.0	e 0.1	e 0.0
Memorandum Items													
Africa	605	3.2	1.3	1.2	0.9	1.5	0.8	1.2	0.8	0.7	0.5	3.5	2.8
Middle East	405	112.5	33.3	33.3	32.9	40.5	33.2	3.0	0.3	0.4	0.2	1.1	0.5
European Union	998	182.0	55.5	62.6	51.2	65.3	48.4	1,903.4	457.5	513.7	479.0	575.3	548.4
Export earnings: fuel	080	1,396.1	327.5	512.8	467.0	515.9	399.6	3,071.1	763.2	978.4	954.9	1,416.9	1,177.7
Export earnings: nonfuel	092	6,315.1	1,137.1	1,695.0	2,523.2	1,935.6	1,702.6	7,050.9	1,662.5	1,902.9	2,278.3	2,301.6	2,513.6

Vanuatu (846)

In Millions of U.S. Dollars

		Exports (FOB)						Imports (CIF)					
		2016	2017Q1	2017Q2	2017Q3	2017Q4	2018Q1	2016	2017Q1	2017Q2	2017Q3	2017Q4	2018Q1
IFS World		50.3	11.1	382.5	75.6
World	001	46.6	11.9	18.3	19.4	16.2	13.7	257.4	50.1	52.9	204.0	77.3	56.1
Advanced Economies	110	29.0	5.8	5.4	6.7	6.5	8.9	170.6	34.3	35.4	42.7	53.9	39.3
Euro Area	163	3.4	0.6	0.6	0.6	0.6	0.6	27.1	3.4	2.1	3.9	2.3	1.9
Austria	122	0.0	r 0.0	r 0.1	r 0.0
Belgium	124	0.0	r 0.0	r 0.0	r 0.1	0.1	r 0.1	r 0.0	r 0.1	r 0.0	r 0.0
Finland	172	0.0	r 0.0	r 0.0	r 0.0	0.3	r 0.1	r 0.3	r 0.1	r 0.1	r 0.0
France	132	3.3	r 0.6	r 0.6	r 0.6	r 0.6	r 0.6	23.1	r 2.3	r 1.3	r 1.7	r 1.5	r 1.3
Germany	134	0.1	r 0.0	r 0.0	r 0.0	0.4	r 0.1	r 0.1	r 0.1	r 0.1	r 0.1
Greece	174	0.0	r 0.0	1.0	r 0.6	r 0.0	r 0.1	r 0.0	r 0.1
Ireland	178	0.0	r 0.0	r 0.0	r 0.0	r 0.0	r 0.0	0.8	r 0.0	r 0.0	r 0.0	r 0.0	r 0.0
Italy	136	0.0	0.6	r 0.1	r 0.2	r 1.5	r 0.4	r 0.1
Latvia	941	e 0.1	e 0.0
Luxembourg	137	r 0.1
Netherlands	138	0.0	r 0.0	r 0.0	r 0.0	r 0.0	r 0.0	0.6	r 0.1	r 0.1	r 0.2	r 0.1	r 0.1
Australia	193	7.1	r 1.5	r 1.8	r 2.2	r 2.3	r 3.6	64.5	r 15.6	r 16.0	r 20.1	r 24.1	r 17.9
Canada	156	0.4	r 0.0	r 0.0	r 0.0	r 0.5	r 0.0	0.2	r 0.1	r 0.0	r 0.1	r 0.2	r 0.0
China,P.R.: Hong Kong	532	2.7	r 0.5	r 0.6	r 0.5	r 0.4	r 1.0	5.6	r 0.8	r 2.2	r 2.2	r 2.6	r 1.6
Czech Republic	935	0.0	r 0.0	r 0.0	r 0.0	r 0.0	r 0.0	1.2	r 0.0
Denmark	128	e 0.0	e 0.0	0.0	r 0.0	r 0.0	r 0.0	r 0.1
Israel	436	0.0	r 0.0	r 0.0	r 0.0	r 0.0	r 0.0	0.1	r 0.0	r 0.0	r 0.0	r 0.0	r 0.0
Japan	158	4.3	r 1.2	r 1.1	r 0.8	r 1.0	r 0.8	7.8	r 0.5	r 0.4	r 0.6	r 5.9	r 0.6
Korea, Republic of	542	0.3	r 0.1	r 0.2	r 0.0	r 0.0	r 0.2	0.3	r 0.0	r 0.2	r 0.1	r 0.0	r 0.0
New Zealand	196	1.0	r 0.3	r 0.1	r 0.3	r 0.2	r 0.4	40.8	r 8.2	r 9.9	r 10.0	r 9.6	r 7.6
Singapore	576	0.3	r 0.5	r 0.0	r 0.1	r 0.3	r 0.1	14.2	r 3.0	r 2.9	r 2.5	r 6.4	r 7.5
Sweden	144	0.0	0.1	r 0.0	r 0.0	r 0.0	r 0.0
Switzerland	146	0.1	r 0.0	r 0.0	r 0.0	r 0.0	r 0.1
Taiwan Prov. of China	528	e 1.0	e 1.0	e 0.6	e 0.6	e 0.7	e 0.7	e 0.7
United Kingdom	112	3.5	r 0.1	r 0.1	r 0.1	r 0.1	r 0.0	0.2	r 0.1	r 0.1	r 0.1	r 0.1	r 0.2
United States	111	5.1	r 1.0	r 0.9	r 2.0	r 1.1	r 2.1	7.4	r 2.0	r 1.0	r 2.5	r 1.9	r 1.0
Emerg. & Dev. Economies	200	17.6	6.1	12.9	12.7	9.7	4.8	86.5	15.7	17.4	161.2	23.3	16.7
Emerg. & Dev. Asia	505	12.1	2.2	8.1	6.7	4.1	3.7	81.0	14.6	16.5	24.4	21.6	15.4
Bangladesh	513	r 0.2	r 0.2	0.1	r 0.0	r 0.0	r 0.0	r 0.0	r 0.0
China,P.R.: Mainland	924	0.5	r 0.2	r 0.4	r 0.8	r 0.2	r 0.1	24.3	r 4.1	r 5.6	r 9.6	r 4.9	r 4.0
Fiji	819	2.3	r 0.5	r 0.3	r 0.3	r 0.4	r 0.2	20.5	r 4.0	r 3.9	r 6.0	r 7.2	r 3.8
F.T. French Polynesia	887	0.0	r 0.0	r 0.0	r 0.0	r 0.0	r 0.0	0.1	r 0.0	r 0.0	r 0.0	r 0.0	r 0.0
F.T. New Caledonia	839	3.4	r 0.7	r 0.5	r 0.5	r 0.5	r 0.3	4.1	r 0.8	r 0.8	r 1.2	r 1.4	r 0.8
India	534	0.2	1.8	r 0.4	r 0.5	r 0.4	r 0.6	r 0.5
Indonesia	536	r 0.0	r 0.0	r 0.0	r 0.0	r 0.0	3.4	r 0.7	r 1.1	r 1.6	r 0.9	r 0.8
Kiribati	826	0.3	r 0.1	r 0.0	r 0.0	r 0.0	r 0.0
Malaysia	548	2.0	7.4
Papua New Guinea	853	2.1	r 0.5	r 0.3	r 0.3	r 0.3	r 0.2	3.3	r 0.7	r 0.6	r 1.0	r 1.2	r 0.6
Philippines	566	0.1	r 0.0	r 6.5	r 4.7	r 2.3	r 2.5	1.4	r 0.3	r 0.2	r 0.3	r 0.1	r 0.1
Solomon Islands	813	0.8	r 0.2	r 0.1	r 0.1	r 0.1	r 0.1	0.5	r 0.1	r 0.1	r 0.1	r 0.2	r 0.1
Sri Lanka	524	e 0.1	0.0	r 0.0
Thailand	578	0.0	r 0.0	r 0.0	r 0.0	r 0.0	r 0.0	11.0	r 3.0	r 3.1	r 3.2	r 4.0	r 4.1
Vietnam	582	0.1	r 0.0	r 0.0	r 0.0	r 0.0	r 0.0	2.2	r 0.4	r 0.4	r 0.7	r 0.8	r 0.4
Asia n.s.	598	0.9	r 0.2	r 0.2	r 0.3	r 0.3	r 0.2
Europe	170	0.1	0.0	0.0	0.0	0.0	0.0	1.0	0.1	0.1	135.8	0.8	0.4
Emerg. & Dev. Europe	903	0.1	0.0	0.0	0.0	0.0	0.0	1.0	0.1	0.1	0.9	0.7	0.3
Croatia	960	0.1	r 0.0	r 0.0	r 0.3	r 0.1	r 0.0
Hungary	944	e 0.0	e 0.0	e 0.0	0.0	r 0.0	r 0.0	r 0.1	r 0.0	r 0.0
Romania	968	e 0.6	e 0.0	e 0.3	e 0.0	e 0.0
Turkey	186	0.1	r 0.0	r 0.0	r 0.0	0.3	r 0.1	r 0.0	r 0.2	r 0.6	r 0.3
CIS	901	0.0	0.0	0.0	0.0	0.0	0.0	0.0	0.0	0.0	134.9	0.0	0.0
Russian Federation	922	0.0	r 0.0	r 0.0	r 0.0	r 0.0	r 0.0	0.0	r 0.0	r 0.0	r 134.9	r 0.0	r 0.0
Mid East, N Africa, Pak	440	0.1	0.1	0.0	0.0	0.0	0.1	0.6	0.1	0.1	0.3	0.2	0.1
Bahrain, Kingdom of	419	e 0.0	e 0.0	e 0.0	e 0.1	e 0.0	e 0.0	e 0.0	e 0.0	e 0.0
Kuwait	443	e 0.0	e 0.0	e 0.0	e 0.0	e 0.0	e 0.0	0.1	r 0.0	r 0.0	r 0.0	r 0.0	r 0.0
Lebanon	446	e 0.1

Vanuatu (846)

In Millions of U.S. Dollars

		Exports (FOB)						Imports (CIF)					
		2016	2017Q1	2017Q2	2017Q3	2017Q4	2018Q1	2016	2017Q1	2017Q2	2017Q3	2017Q4	2018Q1
Mauritania	682	0.0	r 0.0	r 0.0	r 0.0	r 0.0	r 0.0	0.1	r 0.0	r 0.0	r 0.0	r 0.0	r 0.0
Pakistan	564	e 0.0	e 0.1	e 0.0	e 0.0	e 0.1	0.0	r 0.0	r 0.0	r 0.0	r 0.0	r 0.0
United Arab Emirates	466	0.2	r 0.0	r 0.0	r 0.1	r 0.1	r 0.0
Sub-Saharan Africa	603	0.0	0.0	0.0	0.0	0.0	0.1	2.1	0.3	0.2	0.2	0.2	0.1
Côte d'Ivoire	662	e 0.0	e 0.0	e 0.0	e 0.0	e 0.0	e 0.0	e 1.5	e 0.2	e 0.2	e 0.2	e 0.1	e 0.1
Mali	678	0.1	r 0.0	r 0.0	r 0.0	r 0.0	r 0.0
Mauritius	684	0.0	r 0.0	r 0.0	0.2	r 0.0
Nigeria	694	e 0.1
South Africa	199	0.0	r 0.0	r 0.0	r 0.0	r 0.0	0.2	r 0.0	r 0.0	r 0.0	r 0.0	r 0.0
Swaziland	734	0.1	r 0.0	r 0.0	r 0.0	r 0.0	r 0.0
Western Hemisphere	205	5.3	3.8	4.8	6.0	5.6	1.0	1.8	0.5	0.5	0.6	0.5	0.7
Argentina	213	0.2	r 0.0	r 0.0	r 0.0	r 0.0	r 0.0
Brazil	223	0.1	r 0.0	r 0.0	r 0.0	r 0.0	r 0.0	0.0	r 0.0	r 0.0	r 0.1	r 0.0
Chile	228	e 0.1	e 0.0	e 0.0	e 0.2	e 0.0	0.0
Colombia	233	0.1	r 0.0	r 0.0	0.1	r 0.0	r 0.0	r 0.0	r 0.0	r 0.0
Honduras	268	0.0	r 2.8	r 3.8	r 5.2	r 4.6	0.0	r 0.0	r 0.0	r 0.0	r 0.0	r 0.0
Jamaica	343	0.3	r 0.1	r 0.1	r 0.1	r 0.1	r 0.1
Trinidad and Tobago	369	e 1.1	e 0.4	e 0.3	e 0.3	e 0.3	e 0.4
Uruguay	298	e 0.0	0.0	r 0.0	r 0.0	r 0.0	r 0.0	r 0.1
Venezuela, Rep. Bol.	299	e 5.0	e 0.9	e 0.9	e 0.8	e 0.8	e 1.0
Western Hem. n.s.	399	0.1	r 0.0	r 0.0	r 0.0	r 0.0	r 0.0
Countries & Areas n.s.	898	0.2	r 0.0	r 0.0	r 0.1	r 0.1	r 0.0
Memorandum Items													
Africa	605	0.1	0.0	0.0	0.0	0.0	0.1	2.2	0.3	0.2	0.2	0.2	0.2
Middle East	405	0.0	0.0	0.0	0.0	0.0	0.0	0.5	0.1	0.1	0.2	0.2	0.1
European Union	998	6.8	0.7	0.7	0.7	0.7	0.7	29.3	3.5	2.2	4.7	2.5	2.3
Export earnings: fuel	080	5.1	0.9	0.9	0.8	0.8	1.1	1.7	0.5	0.4	135.4	0.5	0.5
Export earnings: nonfuel	092	41.4	11.0	17.3	18.6	15.5	12.6	255.7	49.6	52.5	68.6	76.8	55.5

Vatican (187)

In Millions of U.S. Dollars

		Exports (FOB)						Imports (CIF)					
		2016	2017Q1	2017Q2	2017Q3	2017Q4	2018Q1	2016	2017Q1	2017Q2	2017Q3	2017Q4	2018Q1
IFS World	
World	001	4.1	0.7	1.1	1.0	1.1	1.2	45.3	12.3	15.8	12.7	24.4	13.1
Advanced Economies	110	2.8	0.6	0.9	0.7	0.8	0.8	44.4	12.2	14.3	12.3	24.2	13.0
Euro Area	163	2.7	0.5	0.6	0.3	0.6	0.5	37.9	10.8	8.8	11.2	13.0	11.8
Austria	122	e 0.1	e 0.0	e 0.0	e 0.0	e 0.0	e 0.0	e 0.9	e 0.1	e 0.1	e 0.1	e 0.1	e 0.1
Belgium	124	e 0.0	e 0.0	e 0.0	e 0.0	e 0.0	e 0.1	e 0.0	e 0.0	e 0.0	e 0.0
France	132	e 0.1	e 0.1	e 0.1	e 0.0	e 0.0	e 0.0	e 0.6	e 0.1	e 0.1	e 0.1	e 0.2	e 0.2
Germany	134	e 1.3	e 0.3	e 0.4	e 0.3	e 0.5	e 0.4	e 3.4	e 0.8	e 0.6	e 0.9	e 1.2	e 1.2
Italy	136	e 1.1	e 0.1	e 0.0	e 0.0	e 0.1	e 0.1	e 31.6	e 9.6	e 7.9	e 8.9	e 10.6	e 9.4
Netherlands	138	e 0.0	e 0.0	e 0.0	e 1.0	e 0.1	e 0.1	e 1.1	e 0.9	e 0.8
Spain	184	e 0.0	e 0.0	e 0.1	e 0.0	e 0.0	e 0.0	e 0.0	e 0.0
China,P.R.: Macao	546	e 0.4
Sweden	144	e 0.0	e 0.0	e 0.0	e 0.0	e 0.1	e 0.0	e 0.0	e 0.0	e 0.0	e 0.0
Switzerland	146	e 0.0	e 0.0	e 0.0	e 0.0	e 0.0	e 0.0	e 5.7	e 1.1	e 5.4	e 0.7	e 10.0	e 0.8
United Kingdom	112	e 0.0	e 0.1	e 0.0	e 0.2	e 0.0	e 0.0	e 0.3	e 0.2	e 0.0	e 0.1	e 1.3	e 0.3
United States	111	e 0.1	e 0.0	e 0.2	e 0.2	e 0.1	e 0.3	e 0.1	e 0.1	e 0.0	e 0.2	e 0.0	e 0.1
Emerg. & Dev. Economies	200	1.2	0.1	0.3	0.3	0.2	0.3	0.8	0.1	1.5	0.4	0.2	0.1
Emerg. & Dev. Asia	505	0.2	0.0	0.2	0.0	0.1	0.1	0.1	0.0	0.0	0.0	0.2	0.1
Brunei Darussalam	516	e 0.2
China,P.R.: Mainland	924	e 0.0	e 0.0	e 0.0	e 0.0	e 0.1	e 0.0
Fiji	819	e 0.1	e 0.0	e 0.0	e 0.0	e 0.0	e 0.0
India	534	e 0.0	e 0.0	e 0.0	e 0.0	e 0.1
Indonesia	536	e 0.0	e 0.0	e 0.0	e 0.0	e 0.1	e 0.0
Malaysia	548	e 0.0	e 0.1	e 0.1	e 0.1
Sri Lanka	524	e 0.0	e 0.0	e 0.0	e 0.1	e 0.0
Europe	170	0.0	0.0	0.0	0.0	0.0	0.0	0.2	0.0	0.0	0.0	0.0	0.0
Emerg. & Dev. Europe	903	0.0	0.0	0.0	0.0	0.0	0.0	0.2	0.0	0.0	0.0	0.0	0.0
Poland	964	e 0.0	e 0.0	e 0.0	e 0.0	e 0.0	e 0.0	e 0.2	e 0.0	e 0.0	e 0.0	e 0.0	e 0.0
Mid East, N Africa, Pak	440	0.4	0.0	0.0	0.0	0.1	0.0	0.0
Bahrain, Kingdom of	419	e 0.3	e 0.0	e 0.0	e 0.0	e 0.0	e 0.0
Pakistan	564	e 0.1
Sub-Saharan Africa	603	0.3	0.1	0.1	0.1	0.1	0.1	0.0	1.5	0.3	0.0
Mauritius	684	e 1.0
Namibia	728	e 0.2	e 0.0	e 0.0	e 0.0	e 0.0	e 0.0
South Africa	199	e 0.0	e 0.0	e 0.0	e 0.0	e 0.0	e 0.5	e 0.3	e 0.0
Western Hemisphere	205	0.3	0.0	0.0	0.2	0.0	0.1	0.5	0.0	0.0	0.0
Argentina	213	e 0.0	e 0.0	e 0.1	e 0.0	e 0.0
Bolivia	218	e 0.0	e 0.0	e 0.0	e 0.1
Colombia	233	e 0.1
Guyana	336	e 0.0	e 0.5
Mexico	273	e 0.3	e 0.0	e 0.0	e 0.1	e 0.0	e 0.0	e 0.0
Other Countries n.i.e	910	0.1	0.0	0.0	0.0	0.0	0.0
Cuba	928	e 0.1	e 0.0	e 0.0	e 0.0	e 0.0	e 0.0
Memorandum Items													
Africa	605	0.3	0.1	0.1	0.1	0.1	0.1	0.0	1.5	0.3	0.0
Middle East	405	0.4	0.0	0.0	0.0	0.1	0.0	0.0
European Union	998	2.7	0.6	0.6	0.5	0.6	0.6	38.5	11.0	8.9	11.4	14.3	12.1
Export earnings: fuel	080	0.4	0.0	0.2	0.1	0.1	0.1	0.0
Export earnings: nonfuel	092	3.7	0.7	0.9	0.9	1.0	1.1	45.3	12.3	15.8	12.7	24.4	13.1

Venezuela, Republica Bolivariana de (299)

In Millions of U.S. Dollars

		Exports (FOB)						Imports (CIF)					
		2016	2017Q1	2017Q2	2017Q3	2017Q4	2018Q1	2016	2017Q1	2017Q2	2017Q3	2017Q4	2018Q1
IFS World	
World	001	26,986.2	8,596.8	7,964.1	7,805.5	8,204.5	11,118.3	21,045.3	3,720.8	3,808.6	3,490.0	2,995.5	3,910.2
Advanced Economies	110	12,589.8	4,161.5	3,441.8	3,358.8	3,426.5	2,974.1	7,649.4	1,424.1	1,433.1	1,140.2	1,109.9	1,487.2
Euro Area	163	613.7	294.0	134.5	237.1	123.1	120.4	1,816.2	282.5	243.4	187.7	173.1	199.4
Austria	122	0.4	r 0.1	r 0.6	r 0.1	r 0.0	r 0.0	44.4	r 2.2	r 2.3	r 5.5	r 1.0	r 4.8
Belgium	124	141.0	r 57.6	r 36.5	r 32.3	r 5.0	r 14.5	114.5	r 13.2	r 16.1	r 13.4	r 4.9	r 7.9
Estonia	939	0.0	r 0.0	r 0.0	0.0	r 0.1	r 0.0	r 0.0
Finland	172	14.1	r 3.2	r 3.7	r 1.2	r 2.9	r 0.6
France	132	28.7	r 9.0	r 4.1	r 12.1	r 3.7	r 6.8	280.1	r 35.1	r 11.0	r 12.3	r 9.4	r 12.9
Germany	134	4.2	r 1.8	r 1.6	r 3.0	r 1.5	r 2.3	440.5	r 86.5	r 98.7	r 56.3	r 46.0	r 42.7
Greece	174	4.2	r 0.1	r 0.2	r 3.9	r 1.3	r 0.2	3.8	r 0.5	r 0.2	r 0.3	r 0.1	r 0.1
Ireland	178	0.0	r 0.0	r 0.0	r 0.0	r 0.0	r 0.0	10.1	r 0.2	r 0.4	r 0.7	r 0.5	r 0.1
Italy	136	34.7	r 13.6	r 16.1	r 20.7	r 17.3	r 14.4	335.3	r 83.3	r 52.4	r 42.2	r 31.8	r 52.7
Latvia	941	r 0.0	r 0.0	r 7.8	0.1	r 0.1	r 0.2	r 0.1	r 0.0
Lithuania	946	0.0	r 0.0	r 0.0	r 0.0	r 0.3	40.1	r 9.9	r 9.9	r 9.9	r 9.9	r 11.4
Luxembourg	137	1.0	r 0.0	r 0.1	r 0.1	r 0.5	r 0.0
Malta	181	0.1	r 0.0	r 0.0	r 0.0
Netherlands	138	123.7	r 29.3	r 26.7	r 26.0	r 30.1	r 32.6	67.1	r 6.6	r 14.1	r 5.4	r 8.3	r 6.6
Portugal	182	16.4	r 3.9	r 5.0	r 5.3	r 5.2	r 2.6	99.0	r 3.6	r 3.7	r 2.0	r 3.5	r 2.0
Slovak Republic	936	1.9	r 0.0	r 0.0	r 0.1	r 1.0	r 2.0
Slovenia	961	0.7	r 0.2	r 0.2	r 0.0	r 0.0	r 0.4
Spain	184	260.3	r 178.5	r 43.6	r 133.7	r 58.9	r 38.7	363.3	r 37.8	r 30.3	r 38.3	r 53.2	r 55.2
Australia	193	0.0	r 0.0	r 0.0	r 0.0	r 0.0	r 0.0	0.6	r 0.0	r 0.1	r 0.1	r 0.1	r 0.1
Canada	156	0.4	r 0.1	r 0.0	r 0.1	r 0.2	r 0.1	203.3	r 36.7	r 41.4	r 57.8	r 24.8	r 26.7
China,P.R.: Hong Kong	532	15.6	r 1.8	r 2.0	r 13.5	r 14.5	r 11.2	154.1	r 19.2	r 55.8	r 16.6	r 10.8	r 28.7
Czech Republic	935	3.5	r 0.6	r 0.3	r 0.4	r 0.6	r 0.2
Denmark	128	13.2	r 0.0	r 8.4	r 0.2	r 0.0	r 0.0	16.3	r 2.9	r 4.1	r 2.9	r 2.3	r 2.4
Iceland	176	0.3	r 0.0	r 0.0	r 0.0	r 0.0	r 0.0	0.0	r 0.0	r 0.0
Israel	436	2.7	r 0.6	r 0.4	r 0.9	r 0.5	r 0.3	2.3	r 0.9	r 1.5	r 0.2	r 0.9	r 0.1
Japan	158	111.5	r 116.5	r 99.4	r 9.7	r 5.2	r 25.9	183.6	r 44.8	r 34.3	r 15.8	r 9.4	r 4.0
Korea, Republic of	542	5.2	r 0.9	r 1.5	r 0.2	r 1.0	r 2.0	205.0	r 13.8	r 13.9	r 5.6	r 4.1	r 3.1
New Zealand	196	47.2	r 0.1	r 0.1	r 0.2	r 0.1
Norway	142	0.0	r 0.0	r 0.0	r 0.0	r 0.0	r 0.0	9.8	r 1.8	r 1.9	r 1.9	r 2.0	r 1.9
Singapore	576	1,418.9	r 456.1	r 187.1	r 464.3	r 866.0	r 366.1	44.1	r 1.8	r 1.0	r 1.7	r 2.8	r 0.7
Sweden	144	288.5	r 82.8	r 112.7	r 78.3	r 98.8	r 106.9	78.8	r 15.5	r 27.5	r 17.5	r 10.8	r 3.8
Switzerland	146	619.3	r 0.2	r 0.1	r 0.2	r 0.3	r 0.1	136.7	r 26.2	r 7.6	r 9.3	r 9.2	r 10.1
Taiwan Prov.of China	528	0.6	r 0.0	r 0.0	r 0.0	r 0.0	r 0.0
United Kingdom	112	149.8	r 50.1	r 17.3	r 10.2	r 14.8	r 5.0
United States	111	9,499.9	r 3,208.4	r 2,895.5	r 2,554.3	r 2,316.9	r 2,340.9	4,598.2	r 927.2	r 982.9	r 812.5	r 844.1	r 1,201.0
Emerg. & Dev. Economies	200	13,273.8	4,072.1	4,169.9	4,109.1	4,489.2	7,805.0	13,193.2	2,259.0	2,337.9	2,318.1	1,854.8	2,383.5
Emerg. & Dev. Asia	505	8,684.4	2,667.1	2,813.2	2,809.5	2,348.5	2,710.7	3,259.4	645.8	615.4	524.0	505.7	432.5
Bangladesh	513	45.0	r 11.3	r 11.3	r 11.3	r 11.3	r 11.3
China,P.R.: Mainland	924	3,818.0	r 1,203.3	r 1,406.0	r 1,270.1	r 1,152.1	r 1,322.9	2,978.5	r 593.0	r 568.0	r 421.1	r 450.8	r 392.1
Fiji	819	e 0.1	e 0.0	e 0.0	e 0.0	e 0.0	e 0.0
India	534	4,653.5	r 1,340.2	r 1,335.3	r 1,534.7	r 1,193.9	r 1,384.9	112.1	r 21.4	r 18.8	r 57.4	r 27.9	r 16.5
Indonesia	536	1.1	r 0.2	r 0.3	r 2.3	r 0.4	r 0.3	20.2	r 3.3	r 3.5	r 1.7	r 4.0	r 2.1
Malaysia	548	204.2	r 121.0	r 68.9	21.1	r 1.3	r 1.0	r 0.9	r 0.9	r 1.1
Nepal	558	e 0.0	e 0.1	e 0.1	e 0.1	e 0.1	e 0.1	0.0	r 0.0	r 0.0	r 0.0	r 0.0	r 0.0
Philippines	566	4.0	r 0.2	r 0.3	r 0.0	r 0.3	r 0.0
Sri Lanka	524	0.4	r 0.0	r 0.0	r 0.0	r 0.0
Thailand	578	0.4	r 0.1	r 0.4	r 0.3	r 0.2	r 0.4	41.8	r 8.5	r 5.9	r 25.9	r 5.0	r 2.3
Vanuatu	846	5.3	r 1.0	r 1.0	r 0.8	r 0.8	r 1.0
Vietnam	582	7.0	r 2.3	r 2.2	r 2.1	r 1.8	r 2.1	30.9	r 5.7	r 5.7	r 4.8	r 4.7	r 6.0
Asia n.s.	598	0.2	r 0.0	r 0.0	r 0.0	r 0.0	r 0.0
Europe	170	50.9	13.3	17.9	23.2	15.1	153.5	194.9	23.6	27.8	50.3	37.1	42.2
Emerg. & Dev. Europe	903	34.1	11.2	14.9	19.2	10.0	150.5	58.9	17.5	19.0	25.6	15.1	28.0
Albania	914	0.6	r 0.2	r 0.3	r 2.7	r 0.2	r 0.2
Bosnia and Herzegovina	963	e 0.0	e 0.0	e 0.0	e 0.1	e 0.1	e 0.0	e 0.0
Bulgaria	918	0.2	r 0.0	r 0.0	r 0.0	r 0.0	0.6	r 0.0	r 0.1	r 0.0	r 0.0	r 0.0
Croatia	960	0.0	r 0.0	r 0.0	0.8	r 0.6	r 0.0

Venezuela, Republica Bolivariana de (299)

In Millions of U.S. Dollars

		Exports (FOB)						Imports (CIF)					
		2016	2017Q1	2017Q2	2017Q3	2017Q4	2018Q1	2016	2017Q1	2017Q2	2017Q3	2017Q4	2018Q1
Hungary	944	5.5	r 0.9	r 1.9	r 0.8	r 0.7	r 0.6
Montenegro	943	e 0.0	e 0.0	e 0.0	e 0.0	e 0.0	e 0.1
Poland	964	16.0	r 4.8	r 4.9	r 6.1	r 5.2	r 2.7	22.6	r 8.3	r 4.5	r 7.2	r 7.2	r 0.8
Romania	968	0.0	r 0.0	r 0.0	r 0.0	r 0.0	4.9	r 0.3	r 0.9	r 0.0
Serbia, Republic of	942	e 0.0	e 0.0	e 0.0	e 0.0	e 0.0	e 0.0	e 0.1	e 0.0	e 0.0
Turkey	186	17.2	r 6.2	r 9.7	r 10.4	r 4.5	r 147.5	24.3	r 8.0	r 11.6	r 17.0	r 7.2	r 26.6
CIS	901	16.8	2.1	3.0	3.9	5.0	2.9	136.1	6.1	8.9	24.7	22.0	14.2
Azerbaijan, Rep. of	912	r 0.0	r 1.0	0.3	r 0.1	r 0.0	r 0.0	r 0.0	r 0.0
Belarus	913	2.2	r 0.3	r 5.3	r 5.4	r 0.2	r 0.0
Kazakhstan	916	0.2	r 0.0	r 0.0	r 0.0	r 0.5	r 0.0
Moldova	921	e 0.2	e 0.0	e 0.0	e 0.0	e 0.0	e 0.0
Russian Federation	922	2.0	r 0.1	r 0.1	r 0.3	r 0.4	r 0.3	131.8	r 5.3	r 1.1	r 9.6	r 10.7	r 8.5
Tajikistan	923	e 14.7	e 2.0	e 2.8	e 3.6	e 3.6	e 2.6
Ukraine	926	1.6	r 0.3	r 2.5	r 9.6	r 10.7	r 5.6
Mid East, N Africa, Pak	440	24.0	9.8	1.2	16.8	1,032.2	3,752.9	69.4	12.5	10.0	24.7	11.6	10.4
Algeria	612	21.1	r 9.0	r 0.0	r 15.2	r 0.0	0.0	r 0.5	r 0.5
Egypt	469	0.0	r 0.0	r 0.0	r 0.0	r 0.0	r 0.0	0.3	r 0.1	r 0.1	r 0.1	r 0.1	r 0.1
Iran, I.R. of	429	0.0	r 0.0	r 0.0	r 0.0	r 0.0	r 0.0	18.4	r 3.4	r 3.4	r 2.9	r 2.8	r 3.6
Iraq	433	0.1	r 0.0	r 0.0	r 0.0	r 0.0	r 0.0
Kuwait	443	0.0	r 0.0	r 0.0	r 0.0	r 0.0	r 0.0	0.1	r 0.0	r 0.0	r 0.0	r 0.0	r 0.0
Lebanon	446	0.1	r 0.0	r 0.0	r 0.0	r 0.0	r 0.0	2.4	r 0.3	r 0.4	r 0.1	r 0.2	r 0.1
Mauritania	682	e 0.2
Morocco	686	0.3	r 0.0	r 0.0	r 0.0	r 0.0	r 0.0	17.7	r 3.0	r 16.3	r 0.0	r 1.3
Oman	449	0.0	r 0.0	0.6	r 0.1	r 0.1	r 0.1	r 0.1	r 0.1
Pakistan	564	0.0	r 0.0	r 0.0	r 0.2	r 0.0	r 0.0	4.2	r 0.5	r 0.5	r 0.2	r 0.2	r 0.0
Qatar	453	r 0.0	0.9	r 0.2	r 0.2	r 0.3	r 4.2	r 0.2
Saudi Arabia	456	0.0	r 0.0	r 0.2	r 0.7	r 0.1	r 0.1	0.9	r 0.2	r 0.3	r 0.3	r 0.2	r 0.2
Sudan	732	0.2	r 0.1	r 0.1	r 0.1	r 0.1	r 0.1
Syrian Arab Republic	463	0.9	r 0.2	r 0.2	r 0.1	r 0.1	r 0.2
Tunisia	744	1.0	r 0.3	r 0.3	r 0.2	r 0.2	r 0.2	2.3	r 0.6	r 0.5	r 0.6	r 0.5	r 0.5
United Arab Emirates	466	1.4	r 0.5	r 0.6	r 0.4	r 1,031.8	r 3,752.4	20.5	r 3.8	r 3.8	r 3.2	r 3.1	r 4.0
Sub-Saharan Africa	603	97.6	39.0	27.5	26.2	22.7	26.4	23.3	0.5	6.5	0.4	0.6	11.5
Angola	614	0.1	r 0.0	r 0.0	r 0.0	r 0.0	r 0.0	0.0	r 0.0	r 0.0	r 0.0	r 0.0	r 0.0
Burkina Faso	748	e 5.8	e 1.8	e 1.9	e 1.9	e 1.9	e 1.9
Congo, Republic of	634	0.0	r 0.0	r 0.0	r 0.0	r 0.0	r 0.0	0.1	r 0.0	r 0.0	r 0.0	r 0.0	r 0.0
Eritrea	643	e 0.0	e 0.0	e 0.0	e 0.0	e 0.0	e 0.0	0.2	r 0.0	r 0.0	r 0.0	r 0.0	r 0.0
Gabon	646	0.0	r 0.0	r 0.0	r 0.0	r 0.0	r 0.0	0.1	r 0.0	r 0.0	r 0.0	r 0.0	r 0.0
Kenya	664	0.1	r 0.0	r 0.0	r 0.0	r 0.0	r 0.0
Madagascar	674	3.6	r 1.2	r 1.1	r 1.1	r 0.9	r 1.1
Malawi	676	e 0.0	e 0.0	e 0.0	e 0.0	e 0.0	e 0.0	0.1	r 0.0	r 0.0	r 0.0	r 0.0	r 0.0
Mauritius	684	e 0.1	e 0.0	e 0.0	e 0.0	e 0.0	e 0.0
Mozambique	688	0.1	r 0.0	r 0.0	r 0.0	r 0.0	r 0.0
Nigeria	694	77.1	r 24.9	r 24.2	r 23.2	r 19.8	r 23.3	0.0	r 0.0	r 0.0	r 0.0	r 0.0	r 0.0
Senegal	722	0.1	r 0.0	r 0.0	r 0.1	r 0.0	r 0.1
South Africa	199	10.9	r 11.1	r 0.2	r 0.0	r 0.0	r 0.0	22.3	r 0.3	r 6.2	r 0.1	r 0.4	r 11.2
Western Hemisphere	205	4,416.8	1,342.8	1,310.1	1,233.4	1,070.8	1,161.6	9,646.1	1,576.7	1,678.3	1,718.7	1,299.7	1,887.0
Antigua and Barbuda	311	19.0	r 6.2	r 6.0	r 5.7	r 4.9	r 5.7
Argentina	213	28.2	r 0.2	r 0.4	r 6.6	r 0.4	r 0.3	982.6	r 56.3	r 93.4	r 194.3	r 51.6	r 189.0
Aruba	314	383.4	r 97.4	r 95.1	r 97.3	r 95.9	r 91.3	1.4	r 0.4	r 0.3	r 0.3	r 0.3	r 0.1
Barbados	316	0.0	r 0.0	r 0.0	r 0.0	r 0.0	r 0.0	15.7	r 3.9	r 4.1	r 3.9	r 3.9	r 4.0
Belize	339	0.8	r 0.2	r 0.2	r 0.2	r 0.2	r 0.2
Bolivia	218	1.0	r 0.9	r 0.5	r 0.9	r 0.2	r 0.1	25.8	r 0.1	r 1.2	r 0.1	r 0.4	r 1.4
Brazil	223	302.6	r 82.2	r 80.9	r 63.2	r 52.7	r 31.8	1,545.2	r 154.8	r 125.5	r 140.0	r 120.3	r 208.4
Chile	228	53.7	r 9.5	r 22.6	r 4.7	r 8.0	r 10.5	265.2	r 23.7	r 20.9	r 33.2	r 30.0	r 41.9
Colombia	233	128.8	r 40.5	r 36.7	r 28.4	r 45.4	r 28.2	1,243.6	r 121.6	r 141.8	r 148.5	r 115.9	r 137.5
Costa Rica	238	5.0	r 1.9	r 0.7	r 1.3	r 1.7	r 0.8	13.1	r 1.0	r 1.3	r 1.4	r 1.1	r 0.5
Dominica	321	0.2	r 0.1	r 0.1	r 0.1	r 0.0	r 0.1	0.1	r 0.0	r 0.0	r 0.0	r 0.0	r 0.0
Dominican Republic	243	317.6	r 102.8	r 99.7	r 95.5	r 81.7	r 96.0	40.9	r 7.6	r 7.6	r 6.4	r 6.2	r 8.0
Ecuador	248	16.3	r 5.5	r 6.8	r 9.6	r 4.3	r 2.7	207.7	r 13.7	r 29.1	r 19.6	r 11.7	r 11.6
El Salvador	253	0.1	r 0.0	r 0.0	r 0.0	r 0.0	r 0.0	27.9	r 3.2	r 29.1	r 2.9	r 2.2	r 1.4

Venezuela, Republica Bolivariana de (299)

In Millions of U.S. Dollars

		Exports (FOB)						Imports (CIF)					
		2016	2017Q1	2017Q2	2017Q3	2017Q4	2018Q1	2016	2017Q1	2017Q2	2017Q3	2017Q4	2018Q1
Grenada	328	0.1	r 0.0	r 0.0	r 0.0	r 0.0	r 0.0
Guatemala	258	23.0	r 4.2	r 7.6	r 6.4	r 5.5	r 3.4	20.5	r 0.9	r 0.5	r 3.4	r 1.8	r 6.8
Guyana	336	12.6	r 1.3	r 2.0	r 2.7	r 0.2	r 0.2
Haiti	263	0.7	r 0.2	r 0.2	r 0.2	r 0.2	r 0.2
Honduras	268	0.2	r 0.0	r 0.0	19.7	r 0.2	r 0.2	r 0.2	r 0.1	r 0.2
Jamaica	343	214.3	r 69.3	r 67.3	r 64.4	r 55.1	r 64.7	0.1	r 0.0	r 0.0	r 0.0	r 0.0	r 0.0
Mexico	273	99.0	r 16.0	r 19.3	r 20.3	r 14.4	r 12.5	793.0	r 304.9	r 375.5	r 423.8	r 257.5	r 421.9
Netherlands Antilles	353	2,184.3	r 706.6	r 685.6	r 656.9	r 561.8	r 659.9	16.5	r 3.1	r 3.1	r 2.6	r 2.5	r 3.2
Nicaragua	278	146.6	r 41.4	r 26.7	r 16.0	r 14.8	r 10.3	264.0	r 90.7	r 69.4	r 66.6	r 40.5	r 37.6
Panama	283	12.9	r 1.3	r 1.2	r 1.4	r 1.0	r 0.6	284.8	r 71.1	r 71.2	r 71.5	r 71.5	r 71.2
Paraguay	288	0.0	r 0.0	r 0.0	r 0.0	r 0.0	r 0.0	26.5	r 4.9	r 4.9	r 4.1	r 4.0	r 5.1
Peru	293	6.4	r 5.4	r 4.9	r 1.4	r 0.7	r 1.0	175.7	r 28.6	r 30.2	r 26.6	r 25.4	r 28.3
St. Kitts and Nevis	361	0.1	r 0.0	r 0.0	r 0.0	r 0.0	r 0.0
St. Lucia	362	10.2	r 3.3	r 3.2	r 3.1	r 2.6	r 3.1
Suriname	366	0.8	r 0.2	r 0.2	r 0.2	r 0.2	r 0.2	0.8	r 0.1	r 0.1	r 0.1	r 0.1	r 0.1
Trinidad and Tobago	369	51.3	r 16.6	r 16.1	r 15.4	r 13.2	r 15.5	5.6	r 1.0	r 1.0	r 0.9	r 0.8	r 1.1
Uruguay	298	5.5	r 0.2	r 1.0	r 12.3	r 1.8	r 0.2	70.4	r 16.5	r 2.0	r 4.8	r 5.6	r 9.6
Western Hem. n.s.	399	405.2	r 131.1	r 127.2	r 121.9	r 104.2	r 122.4	3,585.8	r 666.9	r 663.5	r 560.6	r 545.6	r 697.8
Other Countries n.i.e	910	1,122.7	363.2	352.4	337.7	288.8	339.2	202.8	37.7	37.5	31.7	30.9	39.5
Cuba	928	1,122.5	r 363.1	r 352.3	r 337.6	r 288.7	r 339.1	187.3	r 34.8	r 34.6	r 29.3	r 28.5	r 36.4
Korea, Dem. People's Rep.	954	0.2	r 0.1	r 0.1	r 0.1	r 0.1	r 0.1	15.5	r 2.9	r 2.9	r 2.4	r 2.4	r 3.0
Memorandum Items													
Africa	605	120.2	48.3	27.8	41.6	22.9	26.6	43.6	4.1	7.5	17.9	1.2	13.3
Middle East	405	1.5	0.6	0.9	1.1	1,031.9	3,752.6	45.0	8.4	8.4	7.1	10.8	8.5
European Union	998	931.6	381.6	260.5	321.6	227.0	230.1	2,099.0	361.2	299.9	227.3	209.5	212.2
Export earnings: fuel	080	299.1	98.0	85.3	94.2	1,116.2	3,822.8	1,656.6	149.7	182.7	186.0	150.5	168.2
Export earnings: nonfuel	092	26,687.2	8,498.7	7,878.7	7,711.4	7,088.3	7,295.5	19,388.7	3,571.2	3,625.9	3,304.0	2,845.0	3,741.9

Vietnam (582)

In Millions of U.S. Dollars

		Exports (FOB)						Imports (CIF)					
		2016	2017Q1	2017Q2	2017Q3	2017Q4	2018Q1	2016	2017Q1	2017Q2	2017Q3	2017Q4	2018Q1
IFS World		176,600.9	44,693.0	174,230.8	46,687.0
World	001	175,637.6	44,405.2	50,616.4	56,163.6	59,105.7	57,096.8	185,292.0	47,636.4	52,919.8	56,285.8	63,431.6	54,606.9
Advanced Economies	110	115,812.3	29,411.2	33,150.0	35,743.8	35,132.5	35,465.1	87,713.0	23,587.8	26,068.4	26,757.3	29,512.7	26,824.2
Euro Area	163	26,908.7	7,143.0	7,632.8	8,785.3	7,811.0	8,911.5	8,950.3	1,935.9	2,583.8	2,318.7	3,259.5	2,539.2
Austria	122	2,631.3	r 636.9	r 729.8	r 1,252.0	r 1,031.9	r 1,308.8	351.0	r 117.3	r 149.4	r 105.2	r 83.2	r 101.1
Belgium	124	1,967.2	r 566.5	r 538.6	r 712.1	r 614.7	r 688.8	476.0	r 130.1	r 169.0	r 136.1	r 158.2	r 131.6
Cyprus	423	38.1	r 8.6	r 9.4	r 11.1	r 11.0	r 10.4	35.6	r 4.2	r 10.6	r 8.3	r 13.2	r 7.6
Estonia	939	30.8	r 9.2	r 10.7	r 10.5	r 11.4	r 10.9	6.3	r 2.7	r 1.4	r 0.9	r 1.3	r 1.4
Finland	172	106.6	r 32.7	r 27.6	r 34.0	r 29.1	r 34.3	224.8	r 42.2	r 49.7	r 54.8	r 81.0	r 53.3
France	132	3,024.9	r 776.7	r 838.3	r 1,019.3	r 975.1	r 1,020.7	1,159.8	r 269.2	r 266.7	r 396.0	r 470.7	r 372.9
Germany	134	5,960.5	r 1,482.4	r 1,647.6	r 1,731.6	r 1,664.5	r 1,837.0	2,850.2	r 583.2	r 1,011.0	r 814.5	r 1,472.0	r 992.9
Greece	174	188.6	r 77.1	r 52.8	r 57.7	r 51.3	r 58.6	50.4	r 8.1	r 8.5	r 7.6	r 23.3	r 13.8
Ireland	178	112.3	r 26.6	r 26.0	r 24.6	r 26.5	r 30.3	1,026.8	r 109.7	r 80.5	r 54.4	r 71.7	r 44.6
Italy	136	3,264.8	r 912.5	r 880.8	r 543.2	r 446.4	r 548.6	1,427.0	r 345.0	r 469.7	r 388.1	r 467.2	r 417.6
Latvia	941	152.3	r 38.2	r 39.1	r 44.7	r 44.9	r 54.9	8.5	r 4.3	r 3.7	r 4.9	r 2.5	r 3.3
Lithuania	946	48.3	r 11.0	r 12.0	r 12.7	r 13.4	r 9.8	28.0	r 7.1	r 5.4	r 3.6	r 4.6	r 4.3
Luxembourg	137	31.6	r 8.0	r 10.3	r 10.4	r 9.1	r 8.5	22.7	r 8.4	r 6.7	r 7.0	r 6.6	r 8.9
Malta	181	72.7	r 18.7	r 18.5	r 18.5	r 18.6	r 18.4	36.6	r 0.4	r 2.3	r 0.2	r 0.8	r 0.8
Netherlands	138	6,011.6	r 1,656.3	r 1,728.5	r 2,042.9	r 1,889.0	r 2,049.6	676.9	r 163.6	r 171.4	r 180.1	r 207.0	r 215.3
Portugal	182	292.1	r 70.9	r 84.2	r 97.6	r 86.9	r 99.9	50.6	r 9.0	r 30.6	r 23.6	r 38.4	r 30.7
Slovak Republic	936	416.7	r 137.2	r 176.2	r 252.9	r 206.7	r 234.6	32.3	r 8.4	r 10.9	r 12.2	r 12.1	r 10.6
Slovenia	961	264.5	r 106.7	r 128.4	r 160.6	r 79.9	r 169.4	35.3	r 7.8	r 10.0	r 8.0	r 10.7	r 9.6
Spain	184	2,293.6	r 566.9	r 674.0	r 749.0	r 600.7	r 718.1	451.4	r 115.1	r 126.4	r 113.2	r 134.9	r 118.8
Australia	193	2,864.9	r 694.8	r 907.9	r 863.3	r 892.9	r 978.2	2,442.1	r 680.2	r 748.7	r 779.6	r 670.8	r 594.2
Canada	156	2,652.5	r 645.6	r 688.8	r 771.4	r 725.5	r 679.4	395.5	r 163.0	r 241.3	r 212.7	r 167.5	r 165.2
China,P.R.: Hong Kong	532	6,088.1	r 1,487.9	r 1,670.6	r 1,788.3	r 1,980.2	r 1,635.9	1,500.3	r 387.2	r 388.0	r 382.7	r 437.8	r 361.1
China,P.R.: Macao	546	8.0	r 2.0	r 2.1	r 2.7	r 2.6	r 3.2	11.3	r 0.9	r 0.7	r 0.8	r 2.0	r 1.6
Czech Republic	935	146.2	r 43.5	r 49.7	r 45.6	r 41.1	r 52.6	104.6	r 19.3	r 28.6	r 29.6	r 40.0	r 29.0
Denmark	128	283.0	r 80.8	r 84.5	r 92.3	r 105.7	r 103.2	331.8	r 78.5	r 78.8	r 80.2	r 83.3	r 59.6
Iceland	176	0.9	r 0.3	r 0.3	r 0.3	r 0.3	r 0.3	9.6	r 1.1	r 2.6	r 1.3	r 1.5	r 2.4
Israel	436	554.1	r 151.7	r 206.2	r 195.1	r 157.8	r 172.1	688.3	r 15.0	r 16.1	r 9.0	r 22.5	r 25.1
Japan	158	14,671.5	r 3,838.6	r 4,140.1	r 4,298.4	r 4,561.5	r 4,555.2	15,098.3	r 3,939.6	r 4,022.6	r 4,437.5	r 4,916.4	r 4,251.8
Korea, Republic of	542	11,406.1	r 3,212.8	r 3,082.3	r 4,112.7	r 3,968.5	r 4,333.7	32,193.1	r 10,117.7	r 11,042.5	r 11,909.6	r 12,116.3	r 11,903.0
New Zealand	196	359.9	r 89.6	r 117.8	r 120.0	r 123.6	r 118.3	356.9	r 118.8	r 159.9	r 102.0	r 147.1	r 152.8
Norway	142	117.7	r 35.4	r 31.0	r 39.2	r 34.2	r 46.0	263.7	r 75.1	r 82.4	r 75.7	r 63.6	r 48.7
Singapore	576	2,419.9	r 616.9	r 716.4	r 707.0	r 728.2	r 690.2	4,768.5	r 1,231.2	r 1,464.3	r 1,307.9	r 1,390.7	r 1,320.5
Sweden	144	914.7	r 181.3	r 307.3	r 287.0	r 282.4	r 338.4	311.1	r 126.0	r 125.7	r 93.9	r 92.4	r 83.6
Switzerland	146	593.5	r 136.9	r 133.2	r 135.4	r 133.1	r 140.3	552.2	r 156.9	r 176.1	r 167.7	r 162.6	r 176.1
Taiwan Prov.of China	528	2,451.4	r 685.4	r 871.7	r 959.2	r 1,052.0	r 976.8	10,299.0	r 2,638.7	r 2,907.8	r 3,084.8	r 3,579.2	r 2,948.6
United Kingdom	112	4,898.1	r 978.1	r 1,327.2	r 1,448.9	r 1,511.4	r 1,309.3	724.4	r 152.6	r 227.4	r 195.8	r 256.1	r 206.7
United States	111	38,473.2	r 9,386.7	r 11,180.2	r 11,091.9	r 11,020.3	r 10,420.5	8,712.2	r 1,749.9	r 1,771.0	r 1,567.7	r 2,103.5	r 1,955.0
Emerg. & Dev. Economies	200	59,825.4	14,994.0	17,466.4	20,419.8	23,973.2	21,631.7	96,114.7	23,656.2	26,418.4	29,068.5	33,384.5	27,342.1
Emerg. & Dev. Asia	505	40,710.0	10,141.0	11,732.1	14,234.6	17,635.1	15,945.3	83,612.2	20,783.7	23,297.7	25,510.9	29,178.0	24,084.9
Bangladesh	513	554.7	r 138.2	r 145.9	r 277.1	r 165.6	r 193.6	52.4	r 13.7	r 15.7	r 11.9	r 14.6	r 11.5
Brunei Darussalam	516	20.1	r 4.8	r 8.1	r 8.3	r 8.0	r 6.8	70.5	r 2.5	r 4.4	r 37.2	r 5.4	r 6.6
Cambodia	522	2,199.4	r 567.1	r 742.6	r 836.9	r 935.8	r 882.7	728.8	r 184.8	r 210.2	r 229.1	r 271.6	r 227.7
China,P.R.: Mainland	924	21,950.4	r 5,284.0	r 6,311.8	r 7,932.3	r 11,134.4	r 8,894.9	50,037.7	r 11,739.1	r 13,816.7	r 14,654.0	r 16,773.1	r 13,783.6
Fiji	819	19.8	r 5.0	r 6.4	r 7.0	r 7.7	r 7.2	4.5	r 1.2	r 1.3	r 1.4	r 1.6	r 1.4
F.T. French Polynesia	887	e 1.7	e 0.4	e 0.4	e 0.6	e 0.5	e 0.5
India	534	2,687.2	r 715.7	r 864.0	r 1,039.4	r 975.4	r 1,424.8	2,745.5	r 905.4	r 696.2	r 920.0	r 1,225.9	r 783.5
Indonesia	536	2,617.9	r 653.8	r 605.5	r 655.3	r 736.3	r 801.2	2,992.5	r 776.7	r 824.1	r 935.1	r 1,063.3	r 909.4
Kiribati	826	6.0	r 1.5	r 1.9	r 2.1	r 2.4	r 2.2	12.0	r 3.2	r 3.6	r 3.8	r 4.4	r 3.6
Lao People's Dem.Rep	544	477.8	r 119.8	r 155.7	r 174.6	r 194.3	r 182.6	347.1	r 101.2	r 123.4	r 142.0	r 175.3	r 151.5
Malaysia	548	3,342.0	r 954.0	r 1,013.8	r 1,226.9	r 1,352.7	r 1,261.5	5,174.3	r 1,312.1	r 1,281.7	r 1,738.9	r 2,031.7	r 1,683.2
Maldives	556	9.7	r 2.4	r 3.1	r 3.4	r 3.8	r 3.5	1.0	r 0.3	r 0.3	r 0.3	r 0.4	r 0.3
Mongolia	948	19.1	r 3.4	r 4.8	r 5.5	r 4.8	r 5.0	39.3	r 10.1	r 9.8	r 10.5	r 10.6	r 10.9
Myanmar	518	461.6	r 117.5	r 147.6	r 160.7	r 174.7	r 161.0	88.8	r 27.2	r 29.9	r 31.7	r 36.8	r 30.2
Nepal	558	33.7	r 8.5	r 10.9	r 12.0	r 13.1	r 12.2	0.2	r 0.0	r 0.1	r 0.1	r 0.1	r 0.1
Papua New Guinea	853	129.2	r 32.7	r 41.6	r 45.9	r 50.3	r 46.8	37.9	r 10.1	r 11.2	r 11.9	r 13.8	r 11.4
Philippines	566	2,219.9	r 509.7	r 561.0	r 667.6	r 661.5	r 722.7	1,060.2	r 328.0	r 302.3	r 336.3	r 345.6	r 294.8

Vietnam (582)

In Millions of U.S. Dollars

		Exports (FOB)						Imports (CIF)					
		2016	2017Q1	2017Q2	2017Q3	2017Q4	2018Q1	2016	2017Q1	2017Q2	2017Q3	2017Q4	2018Q1
Solomon Islands	813	25.7	r 6.5	r 8.3	r 9.1	r 10.0	r 9.3	15.3	r 4.1	r 4.5	r 4.8	r 5.6	r 4.6
Sri Lanka	524	186.7	r 46.3	r 51.3	r 49.2	r 54.8	r 48.4	103.6	r 26.7	r 27.3	r 24.4	r 30.9	r 27.6
Thailand	578	3,690.7	r 955.1	r 1,029.0	r 1,100.5	r 1,126.5	r 1,257.9	8,855.1	r 2,323.9	r 2,609.4	r 2,884.6	r 3,063.6	r 2,759.2
Timor-Leste	537	47.3	r 12.0	r 15.2	r 16.8	r 18.4	r 17.1	0.0	r 0.0	r 0.0	r 0.0	r 0.0	r 0.0
Vanuatu	846	11.1	r 2.8	r 3.6	r 4.0	r 4.3	r 4.0	1.9	r 0.5	r 0.6	r 0.6	r 0.7	r 0.6
Asia n.s.	598	11,241.8	r 3,012.4	r 3,324.7	r 3,531.8	r 4,102.5	r 3,382.8
Europe	170	4,205.2	1,119.2	1,468.4	1,699.4	2,004.5	1,630.1	2,427.2	489.3	545.1	571.3	916.9	468.2
Emerg. & Dev. Europe	903	2,222.6	574.9	826.0	968.7	1,214.1	953.0	920.8	149.6	190.0	183.6	210.0	170.9
Bulgaria	918	44.6	r 11.2	r 11.2	r 11.5	r 11.5	r 14.4	171.0	r 9.5	r 14.0	r 11.1	r 13.6	r 11.3
Croatia	960	45.6	r 18.6	r 23.3	r 8.2	r 7.8	r 23.7	32.1	r 6.2	r 8.1	r 8.1	r 11.3	r 8.6
Hungary	944	93.3	r 41.6	r 43.3	r 45.0	r 64.4	r 77.8	173.2	r 38.1	r 60.0	r 31.7	r 49.9	r 29.9
Kosovo	967	e 15.5	e 4.7	e 2.9	e 4.4	e 3.9	e 4.8
Poland	964	597.6	r 140.5	r 159.5	r 187.2	r 304.3	r 349.8	191.7	r 53.3	r 54.5	r 54.7	r 68.2	r 62.9
Romania	968	97.2	r 36.8	r 41.9	r 37.7	r 37.4	r 39.8	168.4	r 6.6	r 8.7	r 24.2	r 9.8	r 7.9
Serbia, Republic of	942	e 13.0	e 1.1	e 3.1	e 13.5	e 1.7	e 1.0
Turkey	186	1,328.8	r 321.4	r 544.0	r 674.6	r 784.8	r 442.7	171.4	r 34.8	r 41.6	r 40.2	r 55.4	r 49.2
CIS	901	1,982.6	544.2	642.4	730.8	790.3	677.2	1,506.4	339.7	355.1	387.8	706.9	297.3
Azerbaijan, Rep. of	912	5.1	r 1.3	r 2.2	r 2.6	r 2.5	r 2.2	104.9	r 0.1	r 55.0	r 0.1	r 0.1	r 0.6
Belarus	913	2.5	r 0.6	r 0.8	r 0.9	r 1.0	r 0.8	92.0	r 13.8	r 31.2	r 15.7	r 46.4	r 12.9
Georgia	915	18.7	r 1.9	r 2.2	r 2.4	r 2.4	r 2.0	13.0	r 0.0	r 0.4	r 1.3	r 1.0	r 2.2
Kazakhstan	916	141.9	r 43.1	r 46.2	r 50.0	r 52.3	r 45.8	55.9	r 24.3	r 24.5	r 23.9	r 18.7	r 12.4
Russian Federation	922	1,616.1	r 445.3	r 537.6	r 592.7	r 649.7	r 553.7	1,136.8	r 275.9	r 220.2	r 315.4	r 602.5	r 236.4
Ukraine	926	188.5	r 49.6	r 50.2	r 78.7	r 78.6	r 69.2	75.9	r 18.1	r 15.6	r 22.6	r 28.0	r 24.4
Uzbekistan	927	9.7	r 2.4	r 3.1	r 3.4	r 3.8	r 3.5	27.8	r 7.4	r 8.2	r 8.7	r 10.1	r 8.4
Mid East, N Africa, Pak	440	7,092.3	1,692.6	1,794.7	2,021.0	1,784.5	1,671.5	2,162.1	498.1	528.7	764.8	973.5	642.9
Algeria	612	271.2	r 69.8	r 80.5	r 99.3	r 57.7	r 33.3	2.6	r 1.8	r 0.7	r 4.2	r 3.1
Bahrain, Kingdom of	419	18.1	r 4.4	r 4.5	r 4.3	r 3.5	r 4.9	11.0	r 3.0	r 3.3	r 3.5	r 4.0	r 3.3
Djibouti	611	26.6	r 6.7	r 8.6	r 9.4	r 10.4	r 9.6	0.0	r 0.0	r 0.0	r 0.0	r 0.0	r 0.0
Egypt	469	292.9	r 75.3	r 97.0	r 107.8	r 119.1	r 111.4	21.5	r 5.8	r 6.4	r 6.7	r 7.8	r 6.5
Jordan	439	127.6	r 30.8	r 34.3	r 32.7	r 29.9	r 29.1	7.7	r 1.3	r 2.3	r 1.0	r 1.2	r 10.9
Kuwait	443	73.3	r 18.1	r 23.8	r 26.8	r 30.0	r 28.3	110.4	r 29.6	r 32.6	r 34.7	r 40.3	r 33.2
Lebanon	446	60.4	r 14.1	r 16.3	r 17.9	r 16.3	r 15.4	0.6	r 0.1	r 0.2	r 0.1	r 0.3	r 0.2
Libya	672	19.9	r 5.0	r 6.4	r 7.1	r 7.8	r 7.2	0.0	r 0.0	r 0.0	r 0.0	r 0.0	r 0.0
Mauritania	682	11.0	r 2.8	r 3.5	r 3.9	r 4.3	r 4.0	13.2	r 3.5	r 3.9	r 4.1	r 4.8	r 4.0
Morocco	686	175.8	r 40.1	r 37.5	r 32.7	r 29.4	r 44.5	13.7	r 3.2	r 1.9	r 1.3	r 3.9	r 5.4
Oman	449	28.9	r 5.4	r 9.4	r 10.4	r 11.4	r 10.6	46.0	r 5.7	r 8.1	r 8.6	r 10.0	r 8.3
Pakistan	564	435.6	r 104.6	r 125.8	r 132.7	r 123.4	r 107.6	128.8	r 31.6	r 34.2	r 34.9	r 47.7	r 35.8
Qatar	453	30.4	r 6.7	r 5.1	r 5.2	r 6.4	r 6.2	181.3	r 35.1	r 32.1	r 29.2	r 69.8	r 62.7
Saudi Arabia	456	394.1	r 93.9	r 111.8	r 110.3	r 107.7	r 117.0	1,165.3	r 255.8	r 266.5	r 490.0	r 603.9	r 322.9
Sudan	732	24.6	r 8.6	r 7.1	r 6.9	r 3.8	r 3.7	0.9	r 0.2	r 0.2	r 0.2	r 0.2	r 0.2
Syrian Arab Republic	463	32.2	r 8.1	r 10.4	r 11.4	r 12.5	r 11.7	0.2	r 0.0	r 0.0	r 0.0	r 0.1	r 0.0
Tunisia	744	42.4	r 13.9	r 18.0	r 12.6	r 17.0	r 15.8	8.7	r 1.5	r 1.5	r 2.9	r 2.1	r 1.8
United Arab Emirates	466	4,999.6	r 1,177.1	r 1,186.3	r 1,380.6	r 1,184.2	r 1,101.9	450.4	r 120.0	r 135.5	r 146.7	r 173.1	r 144.6
West Bank and Gaza	487	e 8.4	e 2.1	e 2.2	e 2.3	e 2.3	e 2.4	e 0.0	e 0.0	e 0.0	e 0.0	e 0.0	e 0.0
Yemen, Republic of	474	19.4	r 4.9	r 6.2	r 6.9	r 7.5	r 7.0	0.0	r 0.0	r 0.0	r 0.0	r 0.0	r 0.0
Sub-Saharan Africa	603	1,843.2	365.4	513.1	518.2	548.3	550.1	2,533.7	644.0	678.7	740.4	815.7	676.3
Angola	614	38.7	r 10.9	r 14.8	r 17.1	r 19.6	r 18.8	12.2	r 3.3	r 3.6	r 3.8	r 4.5	r 3.7
Benin	638	15.9	r 4.0	r 5.1	r 5.6	r 6.2	r 5.7	66.8	r 17.1	r 20.0	r 22.4	r 27.1	r 23.1
Botswana	616	0.1	r 0.0	r 0.0	r 0.0	r 0.0	r 0.0	35.3	r 14.4	r 12.8	r 25.3	r 17.8	r 15.4
Burkina Faso	748	0.7	r 0.2	r 0.2	r 0.3	r 0.3	r 0.3	64.7	r 17.3	r 19.1	r 20.3	r 23.6	r 19.5
Cameroon	622	21.3	r 5.4	r 6.9	r 7.6	r 8.3	r 7.7	186.2	r 49.9	r 55.1	r 58.5	r 68.0	r 56.0
Central African Rep.	626	2.2	r 0.6	r 0.7	r 0.8	r 0.9	r 0.8	26.3	r 7.0	r 7.8	r 8.3	r 9.6	r 7.9
Congo, Dem. Rep. of	636	8.3	r 2.1	r 2.7	r 3.0	r 3.2	r 3.0	48.5	r 13.0	r 14.3	r 15.2	r 17.7	r 14.6
Congo, Republic of	634	1.7	r 0.4	r 0.5	r 0.6	r 0.7	r 0.6	82.0	r 22.5	r 24.1	r 24.8	r 28.2	r 22.7
Côte d'Ivoire	662	120.9	r 30.6	r 39.0	r 42.9	r 47.1	r 43.8	703.0	r 204.1	r 205.9	r 207.1	r 210.4	r 206.3
Gabon	646	8.1	r 2.0	r 2.6	r 2.9	r 3.1	r 2.9	57.1	r 15.3	r 16.9	r 18.0	r 20.9	r 17.2
Gambia, The	648	4.5	r 1.1	r 1.5	r 1.6	r 1.8	r 1.6	10.2	r 2.7	r 3.0	r 3.2	r 3.7	r 3.1
Ghana	652	290.7	r 74.5	r 94.0	r 102.9	r 112.2	r 103.8	202.5	r 54.3	r 59.9	r 63.6	r 73.9	r 60.9
Guinea	656	12.5	r 3.2	r 4.0	r 4.4	r 4.9	r 4.5	142.0	r 38.1	r 42.0	r 44.6	r 51.8	r 42.7
Guinea-Bissau	654	0.1	r 0.0	r 0.0	r 0.0	r 0.1	r 0.0	70.6	r 19.6	r 20.7	r 21.0	r 23.5	r 18.8

Vietnam (582)

In Millions of U.S. Dollars

		Exports (FOB)						Imports (CIF)					
		2016	2017Q1	2017Q2	2017Q3	2017Q4	2018Q1	2016	2017Q1	2017Q2	2017Q3	2017Q4	2018Q1
Kenya	664	58.3	r 7.7	r 12.6	r 8.2	r 10.7	r 12.6	4.2	r 2.0	r 1.9	r 2.5	r 3.3	r 2.7
Lesotho	666	11.6	r 2.9	r 3.8	r 4.1	r 4.5	r 4.2	0.0	r 0.0	r 0.0	r 0.0	r 0.0	r 0.0
Liberia	668	36.3	r 9.2	r 11.7	r 12.9	r 14.1	r 13.1	1.4	r 0.4	r 0.4	r 0.4	r 0.5	r 0.4
Madagascar	674	12.0	r 3.0	r 3.9	r 4.3	r 4.7	r 4.4	3.8	r 1.0	r 1.1	r 1.2	r 1.3	r 1.1
Mali	678	4.7	r 1.2	r 1.5	r 1.7	r 1.8	r 1.7	44.5	r 11.9	r 13.1	r 14.0	r 16.2	r 13.4
Mauritius	684	29.9	r 3.1	r 4.7	r 2.5	r 2.7	r 2.2	63.8	r 10.0	r 8.8	r 11.7	r 14.3	r 11.5
Mozambique	688	72.3	r 18.3	r 23.3	r 25.7	r 28.2	r 26.2	28.7	r 7.7	r 8.5	r 9.0	r 10.5	r 8.6
Nigeria	694	71.4	r 20.4	r 28.8	r 34.3	r 40.0	r 39.0	235.8	r 63.2	r 69.7	r 74.1	r 86.0	r 70.9
Senegal	722	26.9	r 8.6	r 8.4	r 9.6	r 9.0	r 9.8	22.2	r 1.4	r 2.1	r 0.4	r 0.4	r 0.7
Sierra Leone	724	17.2	r 4.4	r 5.5	r 6.1	r 6.7	r 6.2	3.1	r 0.8	r 0.9	r 1.0	r 1.1	r 0.9
South Africa	199	868.8	r 135.6	r 221.0	r 204.2	r 191.4	r 205.9	149.5	r 32.4	r 41.7	r 67.4	r 30.7	r 22.4
Tanzania	738	28.6	r 2.9	r 0.5	r 3.7	r 2.1	145.5	r 13.0	r 1.8	r 0.8	r 48.1	r 10.5
Togo	742	48.5	r 7.4	r 7.5	r 8.0	r 13.5	r 23.3	29.6	r 17.0	r 18.5	r 16.5	r 16.6	r 16.4
Zambia	754	15.5	r 1.6	r 2.9	r 1.5	r 3.0	r 0.4	77.8	r 0.2	r 0.0	r 0.1	r 0.0
Zimbabwe	698	15.4	r 3.9	r 5.0	r 5.5	r 6.0	r 5.6	16.4	r 4.4	r 4.8	r 5.1	r 6.0	r 4.9
Western Hemisphere	205	5,974.6	1,675.9	1,958.1	1,946.6	2,000.8	1,834.6	5,379.5	1,241.1	1,368.1	1,481.0	1,500.4	1,469.8
Argentina	213	368.6	r 114.4	r 123.0	r 150.9	r 162.1	r 160.7	2,672.2	r 673.1	r 799.4	r 588.6	r 550.8	r 912.2
Bahamas, The	313	55.7	r 14.1	r 18.0	r 19.8	r 21.7	r 20.2	0.1	r 0.0	r 0.0	r 0.0	r 0.0	r 0.0
Barbados	316	r 0.1	r 0.1	r 0.0	r 0.0
Bolivia	218	15.8	r 3.4	r 6.4	r 4.0	r 4.2	r 5.1	30.0	r 0.6	r 0.9	r 1.0	r 1.3	r 2.3
Brazil	223	1,332.4	r 429.6	r 448.2	r 504.9	r 493.3	r 541.7	1,722.3	r 384.8	r 390.6	r 657.2	r 686.4	r 365.0
Chile	228	805.2	r 228.8	r 258.2	r 234.8	r 281.9	r 233.8	231.7	r 75.9	r 80.5	r 84.0	r 87.4	r 91.6
Colombia	233	325.1	r 68.9	r 108.7	r 102.9	r 99.0	r 87.9	9.1	r 5.3	r 5.1	r 17.7	r 9.0	r 8.8
Costa Rica	238	210.3	r 57.1	r 57.4	r 57.3	r 59.1	r 54.0	26.2	r 7.6	r 8.1	r 6.8	r 8.2	r 8.7
Dominican Republic	243	74.9	r 19.0	r 24.1	r 26.6	r 29.2	r 27.1	3.6	r 1.0	r 1.1	r 1.1	r 1.2	r 1.0
Ecuador	248	132.2	r 46.3	r 42.8	r 38.9	r 37.2	r 40.5	10.1	r 2.8	r 3.4	r 3.3	r 3.8	r 2.8
El Salvador	253	19.1	r 5.0	r 7.3	r 11.4	r 11.2	r 10.8	2.6	r 2.3	r 5.3	r 8.6	r 11.7	r 8.2
Guatemala	258	38.6	r 11.2	r 17.1	r 18.4	r 22.4	r 18.1	0.6	r 0.2	r 0.3	r 0.5	r 0.4	r 0.2
Guyana	336	r 0.3	r 0.7	r 1.1	r 1.2	r 0.1
Haiti	263	19.8	r 5.0	r 6.4	r 7.0	r 7.7	r 7.2	1.6	r 0.4	r 0.5	r 0.5	r 0.6	r 0.5
Honduras	268	12.8	r 0.5	r 1.1	0.9	r 0.1	r 0.0	r 0.2	r 0.5	r 0.0
Jamaica	343	11.4	r 2.9	r 3.7	r 4.1	r 4.5	r 4.1	1.6	r 0.4	r 0.5	r 0.5	r 0.6	r 0.5
Mexico	273	1,888.4	r 469.2	r 604.8	r 577.7	r 536.3	r 437.7	483.9	r 14.1	r 18.8	r 29.1	r 87.5	r 28.5
Nicaragua	278	22.6	r 5.6	r 5.6	r 5.6	r 5.6	r 5.6	0.3	r 0.1	r 0.1	r 0.1	r 0.1	r 0.1
Panama	283	259.5	r 103.4	r 107.4	r 87.8	r 95.3	r 55.9	12.7	r 3.9	r 5.7	r 4.1	r 5.9	r 3.9
Paraguay	288	26.7	r 6.8	r 8.6	r 9.5	r 10.4	r 9.7	46.8	r 12.7	r 13.8	r 14.4	r 16.4	r 13.4
Peru	293	277.5	r 64.6	r 83.0	r 63.5	r 95.6	r 94.5	76.5	r 47.2	r 24.1	r 51.5	r 15.7	r 12.0
Trinidad and Tobago	369	9.5	r 2.4	r 3.1	r 3.4	r 3.7	r 3.4	3.1	r 0.8	r 0.9	r 1.0	r 1.1	r 0.9
Uruguay	298	49.7	r 13.4	r 18.5	r 11.6	r 12.7	r 8.6	41.9	r 6.8	r 7.9	r 9.4	r 10.1	r 8.6
Venezuela, Rep. Bol.	299	18.8	r 4.7	r 6.0	r 6.7	r 7.3	r 6.8	1.5	r 0.4	r 0.4	r 0.5	r 0.5	r 0.5
Countries & Areas n.s.	898	1,464.3	r 392.4	r 433.0	r 460.0	r 534.4	r 440.6
Memorandum Items													
Africa	605	2,394.9	507.3	668.4	683.0	670.9	661.1	2,572.8	654.1	686.3	749.7	830.9	690.8
Middle East	405	6,105.0	1,446.0	1,513.6	1,723.5	1,538.6	1,453.0	1,994.2	456.4	487.0	720.7	910.6	592.6
European Union	998	34,029.0	8,675.5	9,680.7	10,948.7	10,177.1	11,220.5	11,158.5	2,426.0	3,189.5	2,848.0	3,884.1	3,038.8
Export earnings: fuel	080	8,306.5	2,051.3	2,257.3	2,531.8	2,361.8	2,147.2	3,775.9	867.9	907.2	1,234.1	1,687.3	963.9
Export earnings: nonfuel	092	167,331.1	42,353.9	48,359.1	53,631.8	56,743.8	54,949.6	181,516.0	46,768.5	52,012.6	55,051.7	61,744.2	53,643.0

West Bank and Gaza (487)

In Millions of U.S. Dollars

		Exports (FOB)						Imports (CIF)					
		2016	2017Q1	2017Q2	2017Q3	2017Q4	2018Q1	2016	2017Q1	2017Q2	2017Q3	2017Q4	2018Q1
IFS World		929.4	245.3	264.0	254.0	274.8	5,057.5	1,263.0	1,298.4	1,370.9	1,370.9
World	001	926.6	234.9	236.1	227.1	252.2	243.5	5,364.4	1,407.6	1,440.6	1,385.2	1,410.3	1,411.4
Advanced Economies	110	800.7	199.5	200.2	198.2	200.7	202.6	3,896.5	1,039.6	1,057.0	1,054.2	1,061.5	1,067.1
Euro Area	163	10.0	1.8	2.2	1.3	2.3	3.5	526.3	127.8	131.5	127.0	121.7	136.3
Austria	122	0.3	r 0.0	r 0.0	r 0.1	r 0.1	6.6	r 2.0	r 2.1	r 1.5	r 3.6	r 1.9
Belgium	124	0.2	r 0.0	r 0.0	r 0.0	r 0.1	r 0.1	25.3	r 7.8	r 8.0	r 7.7	r 7.7	r 8.9
Cyprus	423	0.1	r 0.0	r 0.0	r 0.0	0.6	r 0.1	r 0.1	r 0.1	r 0.2	r 0.1
Estonia	939	1.1
Finland	172	0.0	r 0.0	r 0.0	r 0.0	2.5	r 1.0	r 0.5	r 0.8	r 0.2	r 0.6
France	132	1.2	r 0.3	r 0.3	r 0.1	r 1.0	r 0.5	68.2	r 14.9	r 12.4	r 13.5	r 15.8	r 13.4
Germany	134	0.7	r 0.1	r 0.1	r 0.1	r 0.4	r 0.4	185.9	r 53.5	r 53.3	r 50.5	r 38.9	r 57.2
Greece	174	0.3	r 0.0	r 0.0	r 0.0	5.0	r 0.7	r 0.7	r 0.6	r 0.7	r 0.8
Ireland	178	0.0	r 0.0	r 0.0	31.3	r 4.6	r 6.2	r 5.0	r 6.6	r 6.5
Italy	136	1.5	r 0.1	r 0.1	r 0.0	r 0.4	r 0.1	76.4	r 21.0	r 21.6	r 22.9	r 24.1	r 21.1
Latvia	941	0.4	r 0.4	r 0.4	r 0.5	r 0.4	r 0.4
Lithuania	946	0.8	r 0.2	r 0.4	r 0.2	r 0.6	r 0.3
Luxembourg	137	0.5	r 0.1	r 0.1	r 0.1	r 0.1	r 0.1
Malta	181	0.1	r 0.0	r 0.0	r 0.0	r 0.1	r 0.0	0.6	r 0.0	r 0.0	r 0.0
Netherlands	138	5.2	r 1.0	r 1.6	r 1.0	r 0.2	r 2.1	35.2	r 7.9	r 10.1	r 10.1	r 10.9	r 11.5
Portugal	182	0.0	r 0.0	r 0.0	8.4	r 0.2	r 0.3	r 0.1	r 0.9	r 1.6
Slovak Republic	936	0.0	r 0.0	r 0.0	r 0.0	r 0.0	r 0.0	6.6	r 1.4	r 1.3	r 1.2	r 1.2	r 0.8
Slovenia	961	r 0.0	r 0.0	r 0.0	r 0.0	2.5	r 1.0	r 1.0	r 1.0	r 0.9	r 1.4
Spain	184	0.4	r 0.1	r 0.0	r 0.1	r 0.2	68.4	r 11.0	r 13.0	r 11.2	r 8.9	r 9.8
Australia	193	0.1	r 0.0	r 0.0	r 0.0	r 0.0	r 0.0	5.4	r 1.4	r 1.4	r 1.4	r 1.4	r 1.4
Canada	156	0.9	r 0.2	r 0.2	r 0.2	r 0.2	r 0.2	3.2	r 0.8	r 0.8	r 0.8	r 0.8	r 0.8
China,P.R.: Hong Kong	532	0.1	r 0.0	r 0.0	r 0.0	r 0.0	r 0.0	8.9	r 2.0	r 2.0	r 2.0	r 2.0	r 2.0
Czech Republic	935	0.0	r 0.0	r 0.0	r 0.0	r 0.0	r 0.0	26.1	r 12.7	r 1.3	r 3.7	r 3.9	r 1.2
Denmark	128	0.1	r 0.0	r 0.0	r 0.0	r 0.2	r 0.0	7.1	r 1.9	r 1.4	r 0.8	r 1.4	r 2.6
Israel	436	770.8	r 192.0	r 192.8	r 193.6	r 194.2	r 194.7	3,123.2	r 812.0	r 817.4	r 821.9	r 825.6	r 828.7
Japan	158	0.5	r 0.1	r 0.1	r 0.1	r 0.1	r 0.2	21.4	r 1.0	r 0.9	r 2.0	r 1.2	r 1.2
Korea, Republic of	542	0.8	r 0.2	r 0.6	r 0.2	r 0.0	r 0.7	37.1	r 45.3	r 55.2	r 53.2	r 59.7	r 52.1
New Zealand	196	0.3	0.5	r 0.0	r 0.0
Norway	142	0.1
Singapore	576	0.1	r 0.0	r 0.0	r 0.0	r 0.0	r 0.0	8.5	r 2.1	r 2.0	r 1.9	r 1.8	r 1.7
Sweden	144	0.1	r 0.1	r 0.1	r 0.0	r 0.0	r 0.2	15.5	r 12.2	r 20.7	r 17.1	r 11.2	r 12.7
Switzerland	146	0.3	r 0.0	r 0.2	r 0.1	r 0.0	r 0.0	26.4	r 6.2	r 7.2	r 7.2	r 17.4	r 11.6
Taiwan Prov.of China	528	e 0.6
United Kingdom	112	6.2	r 1.8	r 1.4	r 0.6	r 2.7	r 2.8	30.1	r 10.4	r 11.8	r 12.3	r 10.5	r 12.0
United States	111	10.4	r 3.2	r 2.4	r 2.1	r 0.9	r 0.1	56.2	r 3.9	r 3.5	r 3.0	r 2.9	r 2.9
Emerg. & Dev. Economies	200	125.9	35.5	36.0	28.9	51.5	41.0	1,467.8	368.0	383.7	331.0	348.8	344.3
Emerg. & Dev. Asia	505	1.0	0.1	0.1	0.0	0.0	0.3	480.0	103.0	114.8	110.0	109.1	109.2
Bangladesh	513	0.1	r 0.0	r 0.0	r 0.0	r 0.0	r 0.0	0.1	r 0.0	r 0.0	r 0.0	r 0.0	r 0.0
Cambodia	522	0.1	r 0.0	r 0.0	r 0.0	r 0.0	r 0.0
China,P.R.: Mainland	924	0.1	r 0.0	r 0.0	r 0.0	r 0.0	r 0.1	382.7	r 80.5	r 92.4	r 87.2	r 87.1	r 86.2
India	534	0.1	r 0.0	r 0.0	r 0.0	r 0.0	r 0.0	39.0	r 9.6	r 9.4	r 9.2	r 9.1	r 9.0
Indonesia	536	0.1	r 0.1	r 0.1	r 0.0	r 0.2	4.8	r 0.8	r 0.8	r 1.1	r 0.4	r 1.3
Malaysia	548	0.7	4.8
Philippines	566	1.2	r 0.3	r 0.3	r 0.3	r 0.3	r 0.2
Sri Lanka	524	3.9	r 1.0	r 1.0	r 1.0	r 1.0	r 0.9
Thailand	578	0.0	r 0.0	r 0.0	r 0.0	r 0.0	r 0.0	25.2	r 6.3	r 6.3	r 6.3	r 6.3	r 6.3
Vietnam	582	0.0	r 0.0	r 0.0	r 0.0	r 0.0	r 0.0	8.9	r 2.2	r 2.3	r 2.4	r 2.4	r 2.5
Asia n.s.	598	9.2	r 2.3	r 2.4	r 2.5	r 2.5	r 2.6
Europe	170	5.6	2.1	2.4	0.8	2.5	1.9	605.7	165.3	165.4	109.6	136.4	129.9
Emerg. & Dev. Europe	903	5.1	1.9	2.2	0.7	2.1	1.9	537.6	140.5	141.0	87.2	111.4	103.9
Albania	914	0.1	r 0.0	r 0.0	r 0.0	r 0.0	r 0.0
Bulgaria	918	5.2	r 3.0	r 3.0	r 3.3	r 3.1	r 3.1
Croatia	960	0.0	0.4	r 0.5	r 0.3	r 0.2	r 0.0
Hungary	944	2.2	r 0.6	r 0.2	r 0.5	r 0.2	r 0.0
Macedonia, FYR	962	0.2	r 0.1	r 0.1	r 0.2	r 0.1	r 0.1
Poland	964	1.7	r 0.7	r 0.5	r 0.3	r 0.4	r 0.3	46.3	r 10.6	r 9.3	r 9.2	r 9.1	r 8.9

West Bank and Gaza (487)

In Millions of U.S. Dollars

		Exports (FOB)						Imports (CIF)					
		2016	2017Q1	2017Q2	2017Q3	2017Q4	2018Q1	2016	2017Q1	2017Q2	2017Q3	2017Q4	2018Q1
Romania	968	0.0	r 0.0	5.5	r 1.8	r 1.6	r 0.3	r 0.2	r 1.9
Serbia, Republic of	942	0.9	r 1.1	r 0.2	r 1.1	r 0.2
Turkey	186	3.5	r 1.3	r 1.7	r 0.4	r 1.8	r 1.6	476.7	r 123.8	r 125.5	r 73.4	r 97.4	r 89.7
CIS	901	0.4	0.1	0.1	0.1	0.4	0.0	68.1	24.9	24.4	22.5	25.0	26.0
Armenia	911	r 0.0	r 0.1	r 0.1	r 0.0	0.0	r 0.0	r 0.0	r 0.0	r 0.0	r 0.0
Azerbaijan, Rep. of	912	r 0.0	r 0.2	0.0	r 0.0	r 0.0	r 0.0	r 0.0	r 0.0
Georgia	915	0.1	r 0.0	r 0.0	r 0.0	r 0.0	r 0.0
Russian Federation	922	0.4	r 0.1	r 0.0	r 0.0	r 0.1	r 0.0	7.4	r 2.6	r 1.0	r 0.9	r 1.3	r 2.8
Ukraine	926	0.0	r 0.0	r 0.0	60.2	r 22.2	r 23.3	r 21.4	r 23.6	r 23.1
Uzbekistan	927	0.4	r 0.1	r 0.1	r 0.1	r 0.1	r 0.1
Mid East, N Africa, Pak	440	119.0	32.6	33.4	28.0	48.7	38.5	320.3	86.5	87.8	93.3	89.7	90.1
Algeria	612	1.6	r 0.1	r 0.8	r 0.4	r 0.2	r 0.4
Bahrain, Kingdom of	419	0.0	r 0.0	r 0.0	r 0.0	r 0.0	r 0.0	1.2	r 0.3	r 0.3	r 0.3	r 0.3	r 0.3
Egypt	469	0.1	r 0.0	r 0.0	r 0.0	r 0.0	r 0.0	65.2	r 15.8	r 16.0	r 16.5	r 16.3	r 16.8
Iraq	433	0.6	r 0.2	r 0.2	r 0.2	r 0.2	r 0.2
Jordan	439	51.5	r 16.0	r 16.4	r 17.0	r 20.6	r 16.6	131.5	r 36.1	r 38.2	r 42.4	r 38.8	r 37.3
Kuwait	443	10.9	r 2.9	r 3.1	r 3.0	r 3.2	r 4.6	0.7	r 0.2	r 0.2	r 0.2	r 0.2	r 0.2
Lebanon	446	0.2	r 0.0	r 0.0	r 0.1	r 0.0	0.0	r 0.0	r 0.0	r 0.0	r 0.0	r 0.0
Mauritania	682	0.1	r 0.0	r 0.0	r 0.0	r 0.0	r 0.0	0.0	r 0.0	r 0.0	r 0.0	r 0.0	r 0.0
Morocco	686	0.2	r 0.0	r 0.2	r 0.2	2.6	r 0.5	r 0.3	r 0.4	r 0.3	r 0.3
Oman	449	1.0	r 0.0	3.0	r 2.1	r 0.5	r 0.5	r 0.5	r 0.5
Pakistan	564	r 0.0	r 0.0	r 0.0	r 0.1	r 0.0	0.3	r 0.4	r 1.0	r 0.5	r 0.3	r 1.4
Qatar	453	10.0	r 2.5	r 2.5	r 2.5	r 2.5	r 2.5	9.3	r 2.3	r 2.3	r 2.3	r 2.3	r 2.3
Saudi Arabia	456	18.3	r 4.4	r 3.7	r 1.6	r 6.4	r 2.6	70.2	r 19.6	r 19.8	r 20.3	r 20.9	r 20.7
Sudan	732	0.1	r 0.0	r 0.0	r 0.0	r 0.0	r 0.0
Tunisia	744	0.4	r 0.1	r 0.0	r 0.1	r 0.1	r 0.1
United Arab Emirates	466	23.3	r 6.1	r 6.0	r 2.9	r 14.9	r 10.8	36.0	r 9.0	r 9.2	r 9.7	r 9.7	r 10.2
Yemen, Republic of	474	1.3	r 0.3	r 0.4	r 0.4	r 0.4	r 0.5
Sub-Saharan Africa	603	0.1	0.0	0.0	0.0	0.0	0.2	13.2	3.3	3.3	3.5	3.4	3.5
Côte d'Ivoire	662	0.1	r 0.0	r 0.0	r 0.0	r 0.0	r 0.0
Ethiopia	644	0.0	r 0.0	r 0.0	r 0.0	r 0.0	r 0.0	8.4	r 2.1	r 2.1	r 2.2	r 2.1	r 2.2
Gabon	646	0.1	r 0.0	r 0.0	r 0.0	r 0.0	r 0.0
Ghana	652	0.1	r 0.0	r 0.0	r 0.0	r 0.0	r 0.0
Kenya	664	0.1	r 0.0	r 0.0	r 0.0	r 0.0	r 0.0
Namibia	728	e 0.0	e 0.0	e 0.0	e 0.0	e 0.0	0.1	r 0.0	r 0.0	r 0.0	r 0.0	r 0.0
Nigeria	694	1.3	r 0.3	r 0.3	r 0.4	r 0.4	r 0.4
Seychelles	718	0.1	r 0.0	r 0.0	r 0.0	r 0.0	r 0.0
South Africa	199	r 0.0	r 0.2	1.6	r 0.4	r 0.4	r 0.4	r 0.4	r 0.4
Swaziland	734	0.2	r 0.0	r 0.1	r 0.1	r 0.1	r 0.1
Tanzania	738	1.0	r 0.2	r 0.2	r 0.2	r 0.2	r 0.2
Western Hemisphere	205	0.3	0.7	0.1	0.0	0.3	0.0	48.6	9.9	12.3	14.7	10.2	11.6
Argentina	213	4.9	r 1.2	r 1.1	r 1.1	r 1.1	r 1.1
Aruba	314	0.7	r 0.2	r 0.2	r 0.2	r 0.2	r 0.2
Bolivia	218	e 0.0	e 0.0	e 0.0	0.1	r 0.0	r 0.0	r 0.0	r 0.0	r 0.0
Brazil	223	0.2	r 0.1	r 0.2	r 0.0	26.6	r 5.2	r 6.8	r 8.7	r 5.7	r 6.1
Chile	228	0.0	r 0.0	r 0.0	r 0.0	r 0.0	r 0.0	0.9	r 0.2	r 0.2	r 0.2	r 0.2	r 0.2
Colombia	233	2.7	r 0.8	r 1.4	r 1.0
Costa Rica	238	e 0.0	e 0.0	e 0.0	e 0.0	e 0.0	e 0.0	1.8	r 0.4	r 0.4	r 0.4	r 0.4	r 0.4
Guatemala	258	2.5	r 0.6	r 0.6	r 0.6	r 0.6	r 0.6
Honduras	268	r 0.6	r 0.0	0.5	r 0.1	r 0.1	r 0.1	r 0.1	r 0.1
Mexico	273	5.7	r 1.4	r 1.3	r 1.3	r 1.3	r 1.3
Paraguay	288	1.4	r 0.3	r 0.3	r 0.3	r 0.3	r 0.3
Peru	293	0.2	r 0.1	r 0.1	r 0.1	r 0.1	r 0.1
Trinidad and Tobago	369	e 0.1	e 0.0	e 0.0	e 0.0	e 0.0	e 0.0
Uruguay	298	e 0.0	0.6	r 0.1	r 0.1	r 0.1	r 0.1	r 0.1
Memorandum Items													
Africa	605	2.0	0.1	1.0	0.5	0.3	0.8	16.2	3.8	3.6	3.9	3.7	3.9
Middle East	405	117.1	32.4	32.4	27.5	48.4	38.0	317.0	85.5	86.5	92.3	89.1	88.3
European Union	998	18.1	4.4	4.2	2.3	5.6	6.9	664.7	181.6	181.0	174.1	161.4	178.8
Export earnings: fuel	080	67.5	16.6	16.8	11.0	28.2	21.7	132.0	36.5	34.6	36.2	35.6	38.5
Export earnings: nonfuel	092	859.1	218.4	219.3	216.1	224.0	221.9	5,232.4	1,371.1	1,406.0	1,349.1	1,374.6	1,372.9

Yemen, Republic of (474)

In Millions of U.S. Dollars

		Exports (FOB)						Imports (CIF)					
		2016	2017Q1	2017Q2	2017Q3	2017Q4	2018Q1	2016	2017Q1	2017Q2	2017Q3	2017Q4	2018Q1
IFS World	
World	001	172.0	134.0	135.0	125.1	90.9	78.5	7,089.3	1,692.0	1,820.7	1,675.5	1,854.6	1,752.9
Advanced Economies	110	15.8	7.1	6.0	5.8	6.6	7.1	1,239.5	270.2	345.9	277.2	257.3	262.6
Euro Area	163	8.2	2.8	3.8	3.6	4.3	5.0	343.5	67.6	74.9	71.3	70.2	48.5
Austria	122	0.0	r 0.0	r 0.1	8.2	r 1.9	r 1.7	r 2.3	r 3.8	r 1.9
Belgium	124	0.5	r 0.2	r 0.2	r 0.2	r 0.1	r 0.2	15.1	r 3.3	r 1.9	r 3.1	r 1.9	r 3.0
Cyprus	423	0.4	r 0.1	r 0.3	r 0.1	r 0.2	r 0.1
Finland	172	1.0	r 0.2	r 0.5	r 0.7	r 1.0	r 0.6
France	132	1.0	r 0.4	r 0.1	r 0.6	r 0.1	r 0.3	110.1	r 20.5	r 24.8	r 27.2	r 15.1	r 10.3
Germany	134	2.4	r 0.7	r 1.3	r 0.4	r 0.9	r 0.7	107.5	r 21.6	r 16.5	r 15.9	r 22.7	r 15.3
Greece	174	0.1	r 0.0	r 0.0	r 0.0	r 0.0	r 0.0	2.8	r 0.3	r 0.6	r 1.0	r 1.0	r 0.4
Ireland	178	0.0	r 0.0	r 0.0	r 0.1	r 0.0	r 0.0	8.7	r 3.3	r 5.8	r 2.0	r 4.0	r 1.7
Italy	136	2.4	r 1.0	r 1.7	r 1.4	r 1.9	r 1.9	31.2	r 7.0	r 12.8	r 9.3	r 9.1	r 6.8
Latvia	941	r 0.0	7.2	r 0.5	r 0.4	r 0.4	r 0.4	r 0.4
Lithuania	946	0.0	r 0.0	r 0.0	r 0.0	r 0.0	r 0.0	17.1	r 0.6	r 0.1	r 0.2	r 0.1	r 0.3
Luxembourg	137	0.1	0.0	r 0.0	r 0.0	r 0.0	r 0.0	r 0.0
Malta	181	1.5	r 0.6	r 0.2	r 0.1	r 0.3	r 0.5
Netherlands	138	1.3	r 0.3	r 0.2	r 0.4	r 0.3	r 0.4	6.9	r 1.7	r 1.3	r 1.7	r 1.6	r 1.9
Portugal	182	0.9	r 0.1	r 0.5	r 0.3	r 0.8	r 0.8
Slovak Republic	936	1.5	r 0.1	r 0.2	r 0.1	r 0.4	r 0.1
Slovenia	961	r 0.0	2.3	r 0.4	r 0.3	r 0.5	r 0.6	r 0.8
Spain	184	0.5	r 0.3	r 0.3	r 0.5	r 1.0	r 1.2	21.1	r 5.3	r 6.9	r 6.2	r 7.2	r 3.5
Australia	193	0.0	r 0.0	r 0.0	r 0.0	155.4	r 67.5	r 101.5	r 33.7	r 33.8	r 44.9
Canada	156	0.2	r 0.0	r 0.1	r 0.0	r 0.0	r 0.1	6.9	r 7.0	r 6.1	r 2.4	r 1.3	r 1.7
China,P.R.: Hong Kong	532	0.9	r 0.3	r 0.5	r 0.4	r 0.3	r 0.3	0.0	r 0.0	r 0.0	r 0.0	r 0.0	r 0.0
Czech Republic	935	0.2	r 0.1	r 0.2	r 0.1	r 0.1	r 0.3
Denmark	128	34.3	r 11.3	r 6.8	r 11.5	r 11.1	r 7.5
Japan	158	0.8	r 0.1	r 0.1	r 0.1	r 0.2	r 0.5	184.0	r 16.5	r 24.0	r 31.2	r 40.8	r 57.1
Korea, Republic of	542	0.2	r 0.1	r 0.1	r 0.2	r 0.2	r 0.2	100.0	r 19.4	r 21.3	r 21.4	r 16.1	r 18.2
New Zealand	196	0.0	r 0.0	r 0.0	r 0.0	r 0.0	r 0.0	48.8	r 6.3	r 8.0	r 3.5	r 4.8	r 13.4
Norway	142	0.0	r 0.0	r 0.0	r 0.0	r 0.0	r 0.0	0.0	r 0.0	r 0.0	r 0.1	r 0.0	r 0.0
Singapore	576	1.0	r 0.3	r 0.3	r 0.5	r 0.6	r 0.2	3.4	r 0.9	r 0.4	r 0.5	r 0.8	r 0.5
Sweden	144	0.0	r 0.0	r 0.0	r 0.0	r 0.0	r 0.0	105.7	r 8.9	r 13.7	r 17.1	r 16.0	r 7.6
Switzerland	146	0.0	r 0.0	r 0.0	r 0.0	r 0.0	13.0	r 4.3	r 3.4	r 2.0	r 1.5	r 2.3
Taiwan Prov.of China	528	0.4	r 0.1	r 0.1	r 0.1	r 0.1	r 0.1	5.4	r 0.4	r 0.5	r 0.5	r 0.5	r 0.5
United Kingdom	112	3.4	r 1.2	r 0.8	r 0.7	r 0.7	r 0.7	33.6	r 11.4	r 6.5	r 7.1	r 7.4	r 7.8
United States	111	0.6	r 2.0	r 0.1	r 0.1	r 0.2	r 0.1	205.3	r 48.5	r 78.8	r 74.8	r 52.8	r 52.2
Emerg. & Dev. Economies	200	154.3	124.5	127.7	117.0	82.5	70.0	5,632.6	1,371.2	1,414.5	1,343.4	1,540.8	1,435.6
Emerg. & Dev. Asia	505	27.2	16.0	48.5	23.4	6.7	6.2	1,739.5	398.8	496.0	449.2	450.0	468.2
American Samoa	859	0.0	r 0.0	r 0.0	r 0.0	r 0.0	r 0.0	0.1	r 0.0	r 0.0	r 0.0	r 0.0	r 0.0
Bangladesh	513	0.0	r 0.0	r 0.0	r 0.0	r 0.0	r 0.0	1.4	r 0.9	r 0.7	r 0.7	r 0.9	r 0.3
Brunei Darussalam	516	0.1	r 0.0
China,P.R.: Mainland	924	1.3	r 2.0	r 0.4	r 1.8	r 1.0	r 0.6	841.0	r 162.4	r 247.4	r 221.4	r 213.1	r 187.1
India	534	0.1	r 0.0	r 0.0	r 0.0	r 1.1	r 1.1	333.1	r 85.4	r 88.6	r 78.1	r 83.9	r 118.7
Indonesia	536	0.5	r 0.1	r 0.1	214.1	r 49.1	r 57.2	r 33.3	r 34.8	r 48.0
Malaysia	548	14.3	r 1.6	r 2.5	r 2.9	r 2.3	r 1.8	103.7	r 39.5	r 39.8	r 53.2	r 54.5	r 52.5
Myanmar	518	1.2	r 0.3	r 0.3	r 0.3	r 0.3	r 0.3
Philippines	566	0.0	r 0.0	r 0.0	r 0.0	0.2	r 0.0	r 0.1	r 0.2	r 0.2
Sri Lanka	524	0.9	r 0.1	r 0.2	r 0.2	r 0.3	r 0.1	1.1	r 0.6	r 0.3	r 1.1	r 1.0	r 0.1
Thailand	578	8.9	r 10.8	r 44.6	r 17.0	r 0.9	r 1.6	219.3	r 54.8	r 54.8	r 54.8	r 54.8	r 54.9
Vietnam	582	1.2	r 1.5	r 0.8	r 1.4	r 1.1	r 0.9	13.8	r 3.2	r 3.8	r 3.5	r 3.6	r 3.5
Asia n.s.	598	10.6	r 2.5	r 2.9	r 2.7	r 2.7	r 2.7
Europe	170	3.3	12.9	28.1	15.7	10.6	8.0	817.3	307.4	241.2	181.1	310.1	317.4
Emerg. & Dev. Europe	903	1.1	0.4	0.5	0.7	0.6	0.6	596.8	203.2	144.9	108.1	208.0	215.4
Bosnia and Herzegovina	963	0.0	r 0.0	r 0.0	r 0.0	r 0.0	r 0.0	0.7	r 0.3	r 0.2	r 0.2	r 0.5	r 0.1
Bulgaria	918	1.1	r 0.4	r 0.4	r 0.7	r 0.6	r 0.5	0.9	r 0.2	r 0.2	r 0.2	r 0.3	r 0.1
Hungary	944	0.0	3.7	r 12.6	r 12.9	r 0.4	r 0.7	r 0.6
Kosovo	967	e 0.0	e 0.1	e 0.0	e 0.0
Macedonia, FYR	962	0.0	r 0.0	r 0.0	r 0.0	r 0.0	r 0.0	0.1	r 0.1	r 0.1	r 0.1	r 0.4	r 0.1
Poland	964	r 0.0	14.4	r 3.3	r 1.8	r 2.9	r 1.6	r 2.0

Yemen, Republic of (474)

In Millions of U.S. Dollars

		Exports (FOB)						Imports (CIF)					
		2016	2017Q1	2017Q2	2017Q3	2017Q4	2018Q1	2016	2017Q1	2017Q2	2017Q3	2017Q4	2018Q1
Romania	968	0.0	r 0.0	14.9	r 6.0	r 3.0	r 7.9	r 2.6	r 2.8
Turkey	186	0.0	r 0.0	r 0.0	r 0.0	r 0.0	562.0	r 180.7	r 126.8	r 96.5	r 202.0	r 209.6
CIS	901	2.1	12.5	27.6	15.0	10.0	7.4	138.2	85.0	73.5	52.2	80.7	81.3
Armenia	911	0.1	r 0.1	r 0.0	r 0.0	r 0.0
Belarus	913	e 2.1	e 12.5	e 27.6	e 15.0	e 10.0	e 7.4	0.0	r 0.0	r 0.0	r 0.0	r 0.0	r 0.0
Russian Federation	922	0.0	r 0.0	r 0.0	135.2	r 83.6	r 58.7	r 45.9	r 75.2	r 55.6
Ukraine	926	3.0	r 1.4	r 14.8	r 6.3	r 5.4	r 25.7
Europe n.s.	884	0.0	r 0.0	r 0.0	r 0.0	r 0.0	r 0.0	82.2	r 19.2	r 22.8	r 20.8	r 21.4	r 20.7
Mid East, N Africa, Pak	440	120.6	94.1	50.1	76.5	64.1	54.7	2,138.7	469.9	437.8	385.2	495.7	484.7
Afghanistan, I.R. of	512	0.0	r 0.0	r 0.0	r 0.0	r 0.0	r 0.0	0.1	r 0.0	r 0.0	r 0.0	r 0.0	r 0.0
Algeria	612	r 0.1	r 0.1	r 0.0
Bahrain, Kingdom of	419	0.1	r 0.1	r 0.1	r 0.1	r 0.3	r 0.4	10.2	r 2.4	r 2.8	r 2.6	r 2.7	r 2.6
Djibouti	611	1.4	r 1.6	r 0.8	r 1.5	r 1.1	r 0.9	8.3	r 1.9	r 2.3	r 2.1	r 2.2	r 2.1
Egypt	469	36.7	r 50.3	r 27.1	r 50.5	r 39.8	r 32.3	194.3	r 44.9	r 53.3	r 48.4	r 49.8	r 48.1
Iran, I.R. of	429	15.0	r 3.3	r 3.9	r 3.5	r 3.6	r 3.4
Iraq	433	0.0	r 0.0	r 0.0	r 0.0	r 0.0	r 0.0	0.3	r 0.1	r 0.1	r 0.1	r 0.1	r 0.1
Jordan	439	1.8	r 0.1	r 0.7	r 0.3	r 0.0	r 0.0	48.3	r 14.0	r 11.1	r 11.8	r 15.5	r 10.1
Kuwait	443	0.0	r 0.0	r 0.0	r 0.0	r 0.0	r 0.0	9.4	r 2.2	r 2.6	r 2.4	r 2.5	r 2.4
Lebanon	446	0.2	r 0.1	r 0.0	r 0.1	r 0.0	r 0.1	7.4	r 1.8	r 1.2	r 1.6	r 1.4	r 1.9
Libya	672	0.1	r 0.1	r 0.1	r 0.1	r 0.1	r 0.1	0.0	r 0.0	r 0.0	r 0.0	r 0.0	r 0.0
Morocco	686	11.4	r 1.4	r 0.8	r 0.8	r 1.2	r 0.2
Oman	449	49.4	r 26.8	r 7.1	r 12.9	r 9.9	r 7.9	177.1	r 16.5	r 8.4	r 7.2	r 6.9	r 6.4
Pakistan	564	0.2	r 0.0	r 0.0	r 0.0	r 0.0	r 0.0	77.3	r 17.2	r 17.1	r 12.4	r 17.2	r 11.3
Qatar	453	0.0	r 0.0	r 0.0	r 0.0	r 0.0	r 0.0	2.8	r 1.5	r 1.1	r 0.1
Saudi Arabia	456	20.2	r 5.3	r 4.7	r 3.8	r 3.4	r 6.0	579.0	r 140.0	r 76.1	r 62.1	r 157.8	r 171.6
Somalia	726	4.1	r 4.6	r 2.3	r 4.0	r 3.0	r 2.3	22.6	r 5.0	r 5.8	r 5.2	r 5.3	r 5.1
Sudan	732	r 0.0	r 0.0	r 0.0	r 0.1	r 0.0	35.6	r 12.7	r 11.5	r 10.5	r 10.8	r 10.3
Syrian Arab Republic	463	0.0	r 0.0	r 0.0	r 0.0	r 0.0	r 0.0	13.5	r 3.0	r 3.6	r 3.2	r 3.3	r 3.1
Tunisia	744	0.0	r 0.1	r 0.1	r 0.6	r 0.5	0.9	r 0.4	r 0.3	r 0.1	r 0.4	r 0.4
United Arab Emirates	466	6.5	r 5.0	r 7.0	r 3.0	r 5.6	r 4.2	922.3	r 201.0	r 234.9	r 210.6	r 214.3	r 205.0
West Bank and Gaza	487	0.8	r 0.2	r 0.2	r 0.2	r 0.2	r 0.2
Middle East n.s.	489	1.8	r 0.4	r 0.5	r 0.5	r 0.5	r 0.5
Sub-Saharan Africa	603	1.8	1.2	0.8	1.1	0.9	0.8	90.4	26.8	40.0	33.4	40.0	32.1
Central African Rep.	626	2.8	r 0.6	r 0.8	r 0.7	r 0.7	r 0.7
Côte d'Ivoire	662	0.1	r 0.0	r 0.0	r 0.0	r 0.0	r 0.0	0.1	r 0.0	r 0.0	r 0.0	r 0.0	r 0.0
Eritrea	643	0.2	r 0.3	r 0.1	r 0.3	r 0.2	r 0.2	0.0	r 0.0	r 0.0	r 0.0	r 0.0	r 0.0
Ethiopia	644	0.4	r 0.5	r 0.3	r 0.5	r 0.4	r 0.3	17.6	r 4.3	r 5.2	r 4.7	r 4.9	r 4.8
Ghana	652	0.1	r 0.1	r 0.1	r 0.1	r 0.1	r 0.1
Kenya	664	0.0	r 0.0	r 0.1	r 0.0	r 0.0	r 0.0	26.2	r 7.3	r 8.1	r 7.0	r 8.4	r 7.5
Liberia	668	6.2	r 1.5	r 1.7	r 1.6	r 1.6	r 1.6
Nigeria	694	0.0	r 0.0	r 0.0	r 0.0	r 0.0	r 0.0	0.2	r 0.0	r 0.1	r 0.0	r 0.0	r 0.0
South Africa	199	0.2	r 0.0	r 0.0	35.7	r 12.7	r 23.7	r 18.8	r 23.8	r 17.0
Swaziland	734	0.0	r 0.0	r 0.0	r 0.0	r 0.0	r 0.0	0.3	r 0.1	r 0.1	r 0.1	r 0.1	r 0.1
Tanzania	738	0.8	r 0.3	r 0.2	r 0.2	r 0.3	r 0.3	0.2	r 0.0	r 0.1	r 0.1	r 0.1	r 0.1
Togo	742	0.1	r 0.0	r 0.0	r 0.0	r 0.0	r 0.0
Zimbabwe	698	1.0	r 0.2	r 0.3	r 0.2	r 0.3	r 0.2
Western Hemisphere	205	1.4	0.3	0.3	0.3	0.3	0.3	846.7	168.3	199.6	294.5	245.0	133.2
Anguilla	312	0.1	r 0.0	r 0.0	r 0.0	r 0.0	r 0.0
Argentina	213	1.2	r 0.3	r 0.3	r 0.3	r 0.3	r 0.3	373.1	r 77.7	r 88.4	r 111.5	r 110.0	r 52.6
Aruba	314	1.2	r 0.3	r 0.3	r 0.3	r 0.3	r 0.3
Brazil	223	0.0	r 0.0	r 0.0	r 0.0	r 0.0	r 0.0	462.0	r 87.9	r 108.6	r 180.1	r 132.1	r 78.0
Chile	228	0.1	r 0.0	r 0.0	r 0.0	r 0.0	r 0.0
Colombia	233	0.0	1.4	r 0.3	r 0.1	r 0.3	r 0.3	r 0.1
Costa Rica	238	0.1	r 0.0	r 0.0	r 0.0	r 0.0	r 0.0	0.0	r 0.0	r 0.0	r 0.0	r 0.0	r 0.0
Ecuador	248	0.1	r 0.0	r 0.0
Guatemala	258	0.3	r 0.0	r 0.0	r 0.0	r 0.2	r 0.0
Mexico	273	0.0	r 0.0	r 0.0	r 0.0	r 0.0	r 0.0	7.8	r 2.0	r 2.0	r 2.0	r 2.0	r 2.0
Paraguay	288	0.1	r 0.0	r 0.0	r 0.0	r 0.0	r 0.0
Peru	293	e 0.0	e 0.0	e 0.0	e 0.0	0.3	r 0.0
Uruguay	298	0.2	r 0.0	r 0.0	r 0.2	r 0.1	r 0.1

Yemen, Republic of (474)

In Millions of U.S. Dollars

		Exports (FOB)						Imports (CIF)					
		2016	2017Q1	2017Q2	2017Q3	2017Q4	2018Q1	2016	2017Q1	2017Q2	2017Q3	2017Q4	2018Q1
Other Countries n.i.e	910	0.2	0.1	0.1	0.1	0.1	0.1
Korea, Dem. People's Rep.	954	0.2	r 0.1	r 0.1	r 0.1	r 0.1	r 0.1
Special Categories	899	1.6	r 2.0	r 1.0	r 1.9	r 1.4	r 1.2	2.2	r 0.5	r 0.6	r 0.6	r 0.6	r 0.6
Countries & Areas n.s.	898	0.3	r 0.4	r 0.2	r 0.4	r 0.3	r 0.2	214.7	r 50.1	r 59.6	r 54.3	r 56.0	r 54.1
Memorandum Items													
Africa	605	7.3	7.4	4.0	6.7	5.7	4.5	169.2	48.2	60.9	52.1	60.0	50.2
Middle East	405	115.0	87.9	46.8	70.9	59.2	51.0	1,982.3	431.2	399.8	354.1	458.4	455.2
European Union	998	12.8	4.5	5.1	5.0	5.7	6.3	551.2	121.4	119.9	118.5	109.9	77.3
Export earnings: fuel	080	76.4	37.4	19.0	20.0	19.4	18.6	1,853.1	450.8	389.1	334.8	463.4	447.2
Export earnings: nonfuel	092	95.7	96.6	116.0	105.1	71.5	60.0	5,236.2	1,241.2	1,431.7	1,340.7	1,391.2	1,305.7

Zambia (754)

In Millions of U.S. Dollars

		Exports (FOB)						Imports (CIF)					
		2016	2017Q1	2017Q2	2017Q3	2017Q4	2018Q1	2016	2017Q1	2017Q2	2017Q3	2017Q4	2018Q1
IFS World		6,516.4	1,886.2	1,900.0	1,939.4	2,425.2	2,597.6	7,509.5	1,904.0	2,113.7	2,294.1	2,426.4	2,527.6
World	001	6,507.5	1,886.9	1,881.3	2,044.2	2,433.2	2,614.5	7,556.3	1,888.5	2,077.1	2,271.6	2,457.6	2,542.0
Advanced Economies	110	3,426.2	1,084.4	1,060.2	1,108.3	1,398.6	1,469.3	1,089.9	232.5	275.1	287.5	273.9	369.2
Euro Area	163	69.0	21.0	20.1	15.8	24.8	62.4	392.9	73.5	101.6	84.4	86.0	90.8
Austria	122	0.0	r 0.0	r 0.0	r 0.1	r 0.2	r 0.0	8.3	r 1.4	r 1.8	r 1.1	r 1.3	r 2.4
Belgium	124	6.5	r 1.3	r 1.2	r 1.4	r 1.1	r 2.1	63.0	r 10.4	r 14.1	r 19.7	r 13.8	r 11.0
Cyprus	423	r 0.0	r 0.0	0.4	r 0.1	r 0.0	r 0.0	r 0.1	r 0.0
Estonia	939	0.7	r 0.0	r 0.0	r 1.2	r 0.0	r 0.0
Finland	172	0.1	r 0.0	r 0.0	r 0.2	73.6	r 9.8	r 12.5	r 7.0	r 10.3	r 14.8
France	132	0.4	r 0.1	r 0.1	r 0.5	r 0.0	r 0.2	42.3	r 7.1	r 6.1	r 6.0	r 6.0	r 14.3
Germany	134	32.2	r 2.1	r 1.5	r 1.1	r 4.9	r 3.2	60.3	r 10.2	r 22.4	r 19.4	r 18.0	r 15.5
Greece	174	0.0	r 0.0	r 0.0	1.1	r 0.2	r 0.2	r 0.1	r 0.2	r 0.2
Ireland	178	0.3	r 0.0	r 0.0	r 0.0	r 0.0	r 0.0	38.5	r 10.5	r 14.7	r 12.2	r 10.9	r 11.5
Italy	136	1.2	r 0.0	r 0.0	r 0.8	r 1.6	r 2.5	39.9	r 2.9	r 3.2	r 3.2	r 5.1	r 4.2
Latvia	941	0.0	0.2	r 0.1	r 0.2	r 0.1	r 0.1	r 0.0
Lithuania	946	r 1.1	2.3	r 0.1	r 0.0	r 0.0	r 0.0	r 0.0
Luxembourg	137	14.7	r 10.4	r 15.9	r 11.0	r 15.1	r 51.1	0.7	r 0.7	r 1.4	r 0.6	r 0.5	r 0.4
Malta	181	0.2	r 0.3	r 0.1	r 0.1	0.0	r 0.0	r 0.0
Netherlands	138	13.1	r 7.1	r 1.1	r 0.8	r 1.4	r 1.6	48.1	r 14.6	r 20.8	r 9.2	r 14.0	r 10.5
Portugal	182	0.4	r 0.0	r 0.0	r 0.1	4.0	r 0.8	r 0.2	r 0.5	r 0.8	r 1.1
Slovak Republic	936	0.0	r 0.0	r 0.0	0.5	r 0.0	r 0.0	r 0.4	r 0.4	r 0.1
Slovenia	961	r 0.0	r 0.0	1.8	r 3.1	r 0.0	r 0.2	r 0.1	r 0.0
Spain	184	0.1	r 0.0	r 0.0	r 0.1	r 0.1	r 0.5	7.1	r 1.5	r 3.9	r 3.1	r 4.6	r 4.8
Australia	193	0.7	r 0.1	r 0.1	r 0.4	r 0.4	r 0.2	45.6	r 10.1	r 11.0	r 19.4	r 12.0	r 11.9
Canada	156	1.4	r 0.0	r 1.2	r 0.0	r 0.0	r 0.2	17.1	r 6.3	r 3.3	r 5.5	r 5.1	r 6.1
China,P.R.: Hong Kong	532	100.8	r 29.7	r 28.1	r 54.2	r 34.5	r 60.6	39.0	r 8.8	r 15.1	r 9.4	r 16.0	r 16.9
Czech Republic	935	0.0	r 0.0	r 0.0	r 0.0	2.6	r 0.2	r 0.2	r 0.3	r 1.0	r 0.8
Denmark	128	1.2	r 0.2	r 0.1	r 0.1	r 0.6	r 0.3	25.5	r 8.6	r 8.8	r 10.3	r 7.3	r 8.5
Israel	436	0.5	r 0.0	r 0.0	r 0.0	r 0.2	r 0.0	7.5	r 0.9	r 0.9	r 0.8	r 1.2	r 52.7
Japan	158	50.6	r 10.4	r 10.0	r 7.6	r 5.2	r 10.1	125.0	r 28.0	r 35.0	r 33.7	r 32.5	r 38.2
Korea, Republic of	542	4.8	r 0.9	r 0.8	r 1.3	r 1.2	r 0.5	34.5	r 12.0	r 9.2	r 8.5	r 9.4	r 11.2
New Zealand	196	0.1	r 0.0	r 0.0	r 0.0	r 0.1	r 0.0	2.3	r 0.9	r 0.3	r 0.3	r 0.7	r 0.6
Norway	142	0.3	r 0.0	r 0.0	r 0.2	r 0.1	0.5	r 0.1	r 0.1	r 0.4	r 0.6	r 0.3
Singapore	576	369.8	r 162.9	r 120.5	r 100.0	r 112.6	r 144.5	49.1	r 8.9	r 4.8	r 8.3	r 6.6	r 12.3
Sweden	144	2.1	r 0.4	r 0.0	r 0.0	r 0.1	r 0.0	62.9	r 6.4	r 16.2	r 22.2	r 8.9	r 20.4
Switzerland	146	2,582.6	r 827.9	r 847.9	r 874.5	r 1,146.5	r 1,139.9	39.5	r 11.4	r 11.0	r 7.0	r 16.0	r 17.7
Taiwan Prov.of China	528	0.0	r 0.0	r 0.0	r 0.0	r 0.1	r 0.0	7.4	r 2.2	r 3.7	r 3.2	r 2.5	r 2.7
United Kingdom	112	240.0	r 30.7	r 30.4	r 53.1	r 70.3	r 47.6	124.9	r 29.9	r 32.6	r 40.9	r 38.3	r 45.1
United States	111	2.2	r 0.2	r 0.9	r 0.9	r 2.0	r 3.0	113.6	r 24.3	r 21.3	r 33.0	r 29.9	r 33.1
Emerg. & Dev. Economies	200	3,081.3	802.4	821.1	884.5	866.1	919.2	6,443.7	1,650.7	1,801.5	1,983.8	2,183.7	2,172.8
Emerg. & Dev. Asia	505	1,281.1	411.6	411.3	337.6	346.4	461.2	1,001.3	381.5	384.1	331.3	335.2	419.9
Bangladesh	513	2.1	r 0.5	r 0.5	r 0.2	r 0.0	r 0.0
Bhutan	514	r 0.1	0.1	r 0.0	r 0.0	r 0.0
Brunei Darussalam	516	0.0	r 3.4	r 0.0
Cambodia	522	0.2	0.1	r 0.0	r 0.0	r 0.0
China,P.R.: Mainland	924	1,209.9	r 334.2	r 375.8	r 313.2	r 306.6	r 377.3	599.9	r 314.1	r 308.1	r 254.5	r 242.5	r 301.6
India	534	70.6	r 77.0	r 35.4	r 24.1	r 39.4	r 83.4	316.7	r 53.9	r 59.3	r 60.1	r 72.7	r 110.4
Indonesia	536	0.1	r 0.0	r 0.0	3.4	r 1.3	r 3.8	r 4.3	r 1.4	r 0.7
Malaysia	548	0.0	r 0.0	r 0.0	r 0.2	r 0.4	19.8	r 4.7	r 1.6	r 4.7	r 2.1	r 3.2
Philippines	566	0.0	r 0.0	r 0.1	r 0.0	1.4	r 0.0	r 0.0	r 0.1	r 0.0	r 0.3
Sri Lanka	524	0.0	r 0.0	r 0.0	r 0.0	r 0.0	0.4	r 0.0	r 0.1	r 0.1	r 0.2	r 0.1
Thailand	578	0.2	r 0.0	r 0.0	r 0.0	r 0.1	r 0.0	10.8	r 1.8	r 1.9	r 2.5	r 3.6	r 2.4
Vietnam	582	0.0	r 0.2	r 0.0	r 0.1	r 0.0	46.1	r 4.8	r 8.5	r 4.5	r 9.0	r 1.1
Asia n.s.	598	r 0.2	r 0.1	r 0.0	0.4	r 0.3	r 0.2	r 0.2	r 0.2	r 0.1
Europe	170	1.9	0.0	0.2	0.1	0.2	0.2	65.5	7.0	9.8	8.9	7.4	9.6
Emerg. & Dev. Europe	903	0.1	0.0	0.2	0.1	0.1	0.1	61.6	4.0	8.6	8.4	5.8	6.7
Bulgaria	918	r 0.2	0.2	r 0.0	r 0.1	r 0.0	r 0.0	r 0.2
Croatia	960	2.5	r 0.0	r 0.0	r 0.0
Hungary	944	0.1	r 0.0	r 0.0	0.3	r 0.1	r 0.3	r 0.2	r 0.1	r 0.2
Poland	964	0.0	r 0.0	r 0.1	r 0.1	r 0.1	3.6	r 0.7	r 5.2	r 5.8	r 3.8	r 2.1

Zambia (754)

In Millions of U.S. Dollars

		Exports (FOB)						Imports (CIF)					
		2016	2017Q1	2017Q2	2017Q3	2017Q4	2018Q1	2016	2017Q1	2017Q2	2017Q3	2017Q4	2018Q1
Romania	968	0.0	r 0.0	r 0.0	r 0.0	r 0.0	r 0.0	0.1	r 0.0	r 0.0	r 0.1	r 0.0	r 0.1
Turkey	186	0.0	r 0.0	r 0.0	54.9	r 3.2	r 3.0	r 2.4	r 1.9	r 4.2
CIS	901	0.1	0.0	0.0	0.0	0.1	0.1	3.9	3.1	1.2	0.5	1.5	2.9
Belarus	913	r 0.0	r 0.1	r 0.3
Georgia	915	0.2	r 0.2	r 0.3	r 0.1	r 0.0	r 0.1
Kyrgyz Republic	917	r 0.1	0.0	r 0.0	r 0.0
Moldova	921	0.1	r 0.0
Russian Federation	922	0.0	r 0.0	r 0.0	r 0.0	r 0.1	r 0.1	2.8	r 2.8	r 0.1	r 0.2	r 0.7	r 2.8
Ukraine	926	0.1	0.8	r 0.0	r 0.7	r 0.1	r 0.5	r 0.1
Europe n.s.	884	1.7	0.0	r 0.0	r 0.0	r 0.0	r 0.1	r 0.0
Mid East, N Africa, Pak	440	363.9	76.0	62.7	39.7	102.5	80.9	938.1	264.5	210.7	208.4	270.6	301.1
Algeria	612	0.4
Bahrain, Kingdom of	419	r 0.0	0.5	r 0.1	r 0.0	r 0.7	r 0.0	r 4.9
Egypt	469	0.1	r 0.0	r 0.0	r 0.0	12.1	r 3.3	r 2.6	r 3.3	r 4.4	r 2.2
Iran, I.R. of	429	r 0.0	r 0.4	r 0.2	r 0.1	0.6	r 0.2	r 0.2	r 0.1	r 0.0	r 1.9
Jordan	439	0.0	3.0	r 2.5	r 0.0	r 0.3	r 0.2	r 0.0
Kuwait	443	551.6	r 120.8	r 149.6	r 124.6	r 71.6	r 112.3
Lebanon	446	0.0	r 0.0	r 0.0	r 0.0	5.3	r 0.3	r 0.7	r 0.8	r 1.0	r 1.7
Mauritania	682	0.0	r 0.0	r 0.0	0.7	r 0.1	r 0.0	r 0.0	r 0.0
Morocco	686	0.2	r 0.4	r 0.1	8.7	r 0.6	r 0.0	r 0.5	r 11.7	r 8.0
Oman	449	0.0	r 0.0	0.5	r 0.1	r 0.1	r 0.0	r 0.0
Pakistan	564	0.0	r 0.0	r 0.0	5.4	r 5.7	r 6.3	r 0.8	r 1.3	r 2.0
Qatar	453	r 0.0	1.2	r 0.2	r 0.6	r 0.1	r 0.4	r 2.3
Saudi Arabia	456	0.1	r 0.0	r 0.0	r 0.0	r 0.0	31.8	r 17.3	r 1.5	r 2.3	r 14.5	r 8.6
Somalia	726	0.1
Sudan	732	0.0	r 0.0	r 0.0	r 0.6	0.0	r 0.0	r 0.0
United Arab Emirates	466	362.9	r 75.5	r 62.7	r 39.4	r 101.4	r 80.8	316.4	r 113.2	r 49.1	r 74.8	r 165.4	r 157.2
Sub-Saharan Africa	603	1,427.7	314.9	346.6	505.9	416.9	376.9	4,384.9	979.9	1,179.7	1,409.1	1,538.2	1,415.3
Angola	614	0.8	r 0.6	r 0.4	r 0.3	r 0.9	r 3.4	1.5	r 0.1	r 0.2	r 0.0	r 0.0
Benin	638	0.0	r 0.0	r 0.0	0.0	r 0.0	r 0.7
Botswana	616	22.3	r 3.4	r 4.9	r 7.1	r 13.1	r 7.8	16.6	r 2.2	r 4.6	r 4.8	r 6.3	r 4.8
Burundi	618	11.7	r 4.5	r 6.5	r 6.4	r 7.0	r 7.3	0.0	r 0.0	r 0.0	r 0.0	r 0.0	r 0.1
Cameroon	622	0.1	r 0.0	r 0.3	0.0	r 0.0	r 0.0	r 0.0	r 0.2
Central African Rep.	626	0.2	r 0.3	r 0.3	r 0.1	r 0.0	r 0.0
Congo, Dem. Rep. of	636	428.9	r 103.3	r 114.9	r 138.0	r 153.6	r 190.4	988.2	r 276.1	r 360.3	r 574.9	r 592.5	r 575.3
Congo, Republic of	634	2.0	r 0.4	r 0.1	r 1.2	r 0.9	r 0.1	0.1	r 0.0	r 0.0	r 0.0
Côte d'Ivoire	662	0.2	r 0.0	r 0.0	r 0.0	0.1	r 0.0	r 0.0	r 0.1	r 0.1	r 0.0
Ethiopia	644	0.3	r 0.3	r 0.0	r 0.0	r 1.7	r 0.1	0.3	r 0.1	r 0.0	r 0.0	r 0.0	r 0.0
Gabon	646	0.0	0.1	r 0.0	r 0.0	r 0.0	r 0.0	r 0.0
Ghana	652	1.1	r 0.0	r 0.1	r 0.7	r 0.0	r 0.0	1.6	r 0.0	r 0.0	r 0.1	r 1.5	r 0.0
Guinea	656	0.0	0.6	r 0.0	r 0.0	r 0.0
Kenya	664	38.9	r 8.1	r 24.5	r 17.4	r 22.5	r 17.7	51.7	r 7.1	r 8.1	r 9.6	r 10.8	r 10.5
Lesotho	666	4.5	r 1.3	r 0.0	r 0.0	0.1	r 0.0	r 0.0	r 0.0	r 0.1	r 0.3
Madagascar	674	0.2	r 0.1	0.0	r 0.0	r 0.3	r 0.0	r 0.0	r 0.0
Malawi	676	122.5	r 20.4	r 35.2	r 27.0	r 17.1	r 15.5	18.4	r 3.6	r 2.7	r 5.0	r 4.0	r 1.5
Mali	678	0.3	r 0.1	r 0.0	r 0.0	r 0.1	r 0.1	0.0	r 0.0	r 0.0	r 0.0
Mauritius	684	7.8	r 0.4	r 0.2	r 0.5	r 0.2	344.5	r 28.6	r 23.7	r 63.5	r 101.7	r 66.9
Mozambique	688	20.6	r 5.5	r 4.6	r 2.6	r 4.9	r 2.1	176.7	r 18.6	r 102.2	r 10.1	r 43.4	r 18.4
Namibia	728	24.7	r 1.5	r 1.4	r 4.2	r 6.7	r 8.1	94.5	r 20.3	r 22.0	r 24.4	r 58.8	r 28.9
Niger	692	0.0	r 0.0	0.1	r 0.0	r 0.0	r 0.0	r 0.0	r 1.7
Nigeria	694	1.2	r 0.0	r 0.2	r 0.4	r 0.4	r 0.2	1.3	r 0.3	r 0.2	r 0.2	r 0.2	r 0.3
Rwanda	714	26.7	r 7.1	r 8.2	r 8.9	r 9.5	r 2.1	0.0	r 0.0	r 0.0	r 0.0	r 0.0
Senegal	722	0.3	r 0.0	r 0.0	r 0.0	r 0.0	0.0	r 0.0	r 0.1	r 0.2	r 0.1
Seychelles	718	r 0.0	1.0	r 0.0	r 0.2	r 0.0	r 0.0	r 0.1
Sierra Leone	724	0.0	r 0.0	r 0.0	0.0	r 0.1	r 0.1	r 0.0	r 0.0	r 0.0
South Africa	199	383.4	r 76.9	r 88.8	r 202.7	r 121.3	r 79.1	2,430.5	r 590.3	r 590.1	r 629.9	r 641.5	r 641.3
South Sudan, Rep. of	733	0.1
Swaziland	734	7.0	r 1.0	r 0.3	r 17.6	r 0.6	r 0.3	11.2	r 2.4	r 2.7	r 5.9	r 6.0	r 1.7
Tanzania	738	92.3	r 44.5	r 18.9	r 37.5	r 22.6	r 15.1	162.8	r 14.2	r 45.0	r 59.7	r 46.3	r 45.9
Uganda	746	2.4	r 0.8	r 1.4	r 1.6	r 1.2	r 1.9	7.0	r 0.0	r 0.2	r 0.5	r 2.6	r 1.4

Zambia (754)

In Millions of U.S. Dollars

		Exports (FOB)						Imports (CIF)					
		2016	2017Q1	2017Q2	2017Q3	2017Q4	2018Q1	2016	2017Q1	2017Q2	2017Q3	2017Q4	2018Q1
Zimbabwe	698	227.2	r 34.3	r 35.9	r 31.8	r 32.2	r 25.4	76.1	r 15.9	r 17.1	r 20.1	r 21.4	r 15.7
Western Hemisphere	205	6.7	0.1	0.3	1.1	0.1	0.0	53.9	17.8	17.2	26.1	32.3	26.9
Argentina	213	0.1	r 0.0	1.7	r 0.8	r 0.4	r 0.6	r 0.3	r 0.4
Bahamas, The	313	0.0	0.0	r 0.0	r 0.2	r 0.1
Bermuda	319	1.4	r 0.0	r 1.3
Brazil	223	0.3	r 0.0	r 0.0	r 1.0	8.1	r 3.3	r 2.6	r 2.9	r 3.6	r 3.1
Chile	228	0.0	r 0.0	r 0.0	r 0.0	23.0	r 8.0	r 5.8	r 10.7	r 14.7	r 10.7
Colombia	233	0.3	0.2	r 0.2	r 0.4	r 0.1	r 0.1	r 0.3
Costa Rica	238	0.1	r 0.0	r 0.0	r 0.0	r 0.0	r 0.0
El Salvador	253	0.1	0.0	r 0.0	r 0.0
Grenada	328	0.0	r 0.0	r 0.0	r 0.0	r 0.4	r 0.0
Guatemala	258	0.1	r 0.2
Jamaica	343	0.0	r 0.0	0.1	r 0.0	r 0.0	r 0.0	r 0.0	r 0.0
Mexico	273	0.0	r 0.0	r 0.0	2.2	r 0.7	r 0.6	r 0.6	r 0.6	r 0.8
Montserrat	351	r 0.1
Netherlands Antilles	353	0.1	r 0.1	r 0.0	r 0.1	r 0.0	r 0.0
Panama	283	5.6	r 0.0	r 0.2	12.0	r 4.2	r 5.2	r 10.4	r 11.9	r 10.9
Paraguay	288	0.1	r 0.1	r 0.0	r 0.0	r 0.1
Peru	293	0.0	r 0.0	r 0.0	r 0.0	1.5	r 0.3	r 0.7	r 0.1	r 0.1	r 0.2
Uruguay	298	r 0.1	r 0.1	r 0.1	0.3	r 0.0	r 0.1	r 0.3	r 0.2	r 0.0
Western Hem. n.s.	399	0.3	3.0	r 0.0	r 0.1	r 0.1	r 0.2
Other Countries n.i.e	910	6.0	0.7	0.4	0.3
Korea, Dem. People's Rep.	954	6.0	r 0.7	r 0.4	r 0.3
Countries & Areas n.s.	898	r 0.0	r 51.4	r 168.4	r 226.0	16.7	r 4.6	r 0.1	r 0.0
Memorandum Items													
Africa	605	1,428.4	315.3	346.6	505.9	417.6	376.9	4,394.3	980.6	1,179.7	1,409.7	1,549.9	1,423.3
Middle East	405	363.1	75.5	62.7	39.7	101.7	80.9	923.2	258.1	204.3	207.0	257.6	291.1
European Union	998	312.4	52.3	50.8	69.2	95.9	110.4	615.6	119.3	164.8	164.2	145.4	168.0
Export earnings: fuel	080	367.9	76.6	63.3	41.6	104.0	84.6	908.7	255.3	201.8	203.3	256.5	290.5
Export earnings: nonfuel	092	6,139.7	1,810.3	1,818.0	2,002.6	2,329.2	2,529.9	6,647.6	1,633.1	1,875.2	2,068.3	2,201.1	2,251.5

Zimbabwe (698)

In Millions of U.S. Dollars

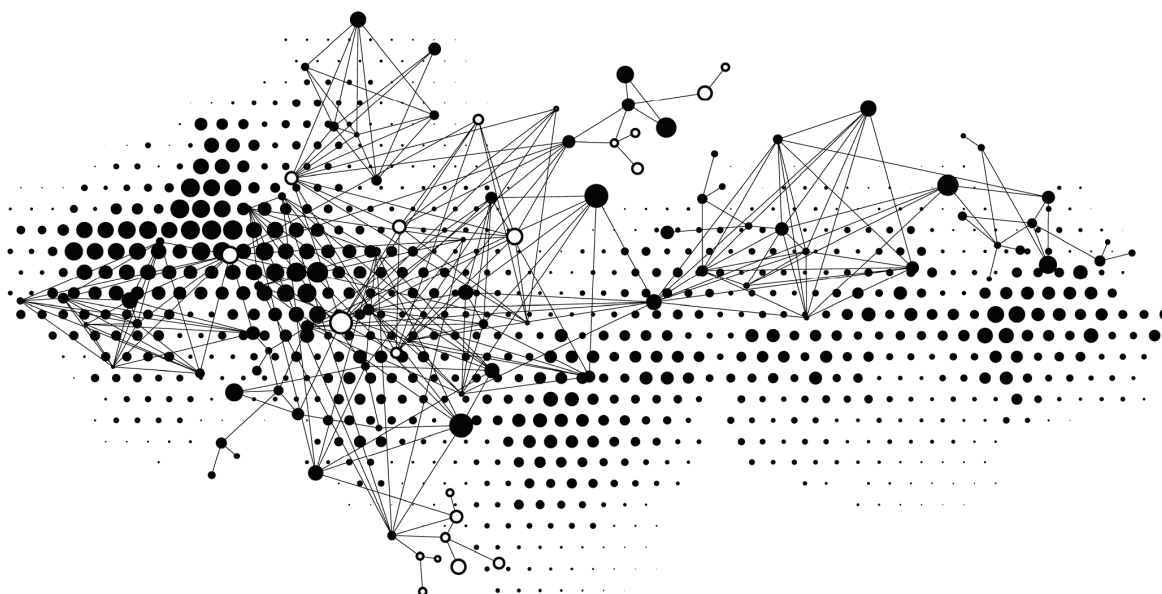
		Exports (FOB)						Imports (FOB)					
		2016	2017Q1	2017Q2	2017Q3	2017Q4	2018Q1	2016	2017Q1	2017Q2	2017Q3	2017Q4	2018Q1
IFS World		3,318.9	848.0	758.9	943.8
World	001	2,832.5	335.0	315.2	401.4	450.4	568.9	4,237.9	976.4	1,134.7	1,101.0	1,183.2	1,178.1
Advanced Economies	110	68.8	29.2	17.6	22.5	16.5	21.3	375.1	91.7	100.7	113.4	141.9	128.8
Euro Area	163	60.3	26.4	13.2	18.9	12.2	19.0	84.4	20.2	23.0	24.3	29.6	29.4
Austria	122	0.2	r 0.0	r 0.0	r 0.1	r 0.1	r 0.0	2.2	r 0.5	r 0.7	r 0.5	r 1.3	r 2.0
Belgium	124	45.7	r 20.1	r 10.1	r 10.9	r 4.6	r 12.3	13.3	r 4.9	r 5.0	r 2.4	r 0.9	r 6.7
Cyprus	423	0.0	r 0.0	r 0.0	r 0.0	r 0.0	r 0.0	1.3	r 0.2	r 0.3	r 0.1	r 0.5	r 0.7
Finland	172	18.5	r 2.9	r 3.0	r 2.6	r 5.0	r 3.8
France	132	7.4	r 4.2	r 0.9	r 4.3	r 5.1	r 4.7	14.8	r 3.2	r 3.5	r 5.4	r 9.1	r 4.9
Germany	134	2.2	r 0.6	r 0.3	r 0.4	r 0.5	r 0.3	11.7	r 2.3	r 3.9	r 3.5	r 3.0	r 3.6
Greece	174	0.0	r 0.0	r 0.0	r 0.0	0.0	r 0.0	r 0.0	r 0.0	r 0.1	r 0.1
Ireland	178	0.1	r 0.0	r 0.0	r 0.1	r 0.0	r 0.0	2.1	r 0.7	r 1.1	r 1.0	r 0.5	r 1.1
Italy	136	1.2	r 0.8	r 0.4	r 0.7	r 0.5	r 0.5	8.1	r 2.7	r 2.6	r 2.1	r 2.6	r 1.2
Latvia	941	0.0	r 0.0	r 0.2	r 0.1	r 0.0	r 0.0
Lithuania	946	0.4	r 0.0	r 0.0	r 0.0	r 0.0	r 0.1
Netherlands	138	2.9	r 0.7	r 1.1	r 2.0	r 1.3	r 1.0	8.9	r 1.6	r 1.5	r 4.0	r 4.9	r 3.3
Portugal	182	1.4	r 0.1	r 0.0	r 0.1	r 0.0	r 0.2
Slovenia	961	0.1	r 0.0	r 0.3	r 0.0	r 0.1	r 0.3
Spain	184	0.7	r 0.1	r 0.3	r 0.5	r 0.1	r 0.1	1.4	r 0.9	r 0.9	r 2.5	r 1.6	r 1.4
Australia	193	0.0	r 0.0	r 0.0	r 0.0	r 0.0	r 0.0	7.9	r 1.8	r 1.9	r 2.1	r 1.7	r 2.6
Canada	156	0.2	r 0.0	r 0.2	r 0.3	r 0.7	r 0.3	4.6	r 1.9	r 0.2	r 1.4	r 1.9	r 1.8
China,P.R.: Hong Kong	532	0.2	r 0.1	r 0.1	r 0.1	r 0.1	r 0.1	28.1	r 5.7	r 14.0	r 17.6	r 31.8	r 6.7
Czech Republic	935	0.0	r 0.0	r 0.0	r 0.0	r 0.0	0.3	r 0.0	r 0.0	r 0.0	r 0.0	r 0.1
Denmark	128	0.0	r 0.0	r 0.0	r 0.0	r 0.0	r 0.0	2.0	r 0.7	r 0.6	r 0.5	r 0.7	r 2.2
Israel	436	1.2	r 0.1	1.7	r 0.2	r 0.3	r 0.5	r 0.2	r 0.9
Japan	158	1.0	r 0.1	r 0.1	r 0.1	r 0.2	r 0.2	26.0	r 5.8	r 3.4	r 8.8	r 10.6	r 13.3
Korea, Republic of	542	0.2	r 0.3	r 0.5	r 0.2	r 0.2	r 0.1	7.5	r 2.1	r 2.8	r 2.3	r 2.1	r 2.9
New Zealand	196	0.0	r 0.0	r 0.0	r 0.0	r 0.0	r 0.0	0.2	r 0.1	r 0.2	r 0.1	r 0.0	r 0.1
Norway	142	0.0	r 0.0	r 0.0	r 0.0	r 0.0	r 0.0	0.3	r 0.1	r 0.1	r 0.1	r 0.1	r 0.0
Singapore	576	1.0	r 0.1	r 0.1	r 0.2	r 0.1	r 0.1	3.9	r 0.6	r 0.9	r 1.5	r 1.3	r 4.9
Sweden	144	0.1	r 0.0	r 0.2	r 0.2	r 0.0	r 0.0	2.6	r 0.7	r 0.5	r 0.4	r 0.4	r 1.5
Switzerland	146	0.6	r 0.4	r 0.1	r 0.1	r 0.0	r 0.1	16.3	r 6.1	r 3.4	r 5.3	r 3.6	r 7.8
Taiwan Prov.of China	528	0.1	r 0.0	r 0.0	r 0.0	r 0.0	r 0.0	3.6	r 0.4	r 0.5	r 0.4	r 0.5	r 0.5
United Kingdom	112	1.9	r 0.6	r 0.8	r 1.0	r 0.9	r 0.7	55.1	r 9.6	r 13.8	r 15.0	r 19.2	r 21.0
United States	111	2.0	r 1.2	r 2.3	r 1.4	r 2.0	r 0.7	130.9	r 35.8	r 35.2	r 33.2	r 38.0	r 33.1
Emerg. & Dev. Economies	200	2,763.7	305.8	297.6	378.9	433.9	547.6	3,699.9	847.0	986.5	942.5	991.1	1,001.1
Emerg. & Dev. Asia	505	1.0	0.5	0.4	0.1	0.1	0.4	188.5	38.2	58.0	51.2	76.2	45.9
China,P.R.: Mainland	924	0.9	r 0.5	r 0.4	r 0.1	r 0.1	r 0.4	121.0	r 23.1	r 47.8	r 32.9	r 31.5	r 25.1
India	534	0.0	r 0.0	r 0.0	r 0.0	r 0.0	r 0.0	62.8	r 13.2	r 9.4	r 16.6	r 43.9	r 18.0
Indonesia	536	0.0	r 0.0	r 0.0	r 0.0	0.3	r 1.2
Malaysia	548	1.6	r 0.3
Philippines	566	0.0	r 0.0	r 0.0	r 0.0	r 0.0	r 0.1	r 0.0	r 0.5	r 0.0	r 0.0
Sri Lanka	524	r 0.0	0.2	r 0.0	r 0.0	r 0.0	r 0.1	r 0.0
Thailand	578	0.1	r 0.0	r 0.0	r 0.0	r 0.0	r 0.0	1.8	r 1.6	r 0.2	r 1.0	r 0.5	r 1.3
Timor-Leste	537	0.1	r 0.0	r 0.0	r 0.0	r 0.0	r 0.0
Vietnam	582	0.0	r 0.0	r 0.0	r 0.0	r 0.0	r 0.0	0.8	r 0.2	r 0.2	r 0.2	r 0.3	r 0.2
Europe	170	0.5	0.1	0.1	0.1	0.1	0.1	15.3	5.5	16.7	2.5	6.9	3.9
Emerg. & Dev. Europe	903	0.3	0.0	0.1	0.1	0.1	0.1	5.7	0.8	2.6	1.5	1.5	2.8
Bulgaria	918	0.0	r 0.0	r 0.0	r 0.0	r 0.0	0.5	r 0.2	r 1.4	r 0.2	r 0.2	r 0.4
Croatia	960	r 0.0	r 0.1	r 0.0
Montenegro	943	e 0.2	e 0.0	e 0.0	e 0.1	e 0.0	e 0.0
Poland	964	0.0	r 0.0	r 0.0	r 0.0	r 0.0	r 0.0	0.1	r 0.0	r 0.0	r 0.0	r 0.0	r 0.0
Romania	968	1.6	r 0.0	r 0.0	r 0.0	r 0.0	r 0.0
Serbia, Republic of	942	e 0.1	e 0.0	e 0.0	e 0.1	e 0.1
Turkey	186	0.0	r 0.0	r 0.0	r 0.0	r 0.0	r 0.0	3.4	r 0.5	r 1.0	r 1.1	r 1.2	r 2.3
CIS	901	0.2	0.0	0.0	0.0	0.0	0.0	9.1	4.6	14.0	0.9	5.2	1.0
Belarus	913	0.2	r 4.6	r 13.8	r 0.5	r 0.1	r 0.9
Georgia	915	r 0.0	0.5	r 0.0	r 4.7	r 0.0
Russian Federation	922	0.1	r 0.0	r 0.0	r 0.0	r 0.0	r 0.0	3.0	r 0.0	r 0.1	r 0.4	r 0.4	r 0.0
Ukraine	926	0.0	r 0.0	r 0.0	r 0.0	r 0.0	r 0.0	5.4	r 0.0	r 0.0	r 0.0	r 0.0	r 0.1

Zimbabwe (698)

In Millions of U.S. Dollars

		Exports (FOB)						Imports (FOB)					
		2016	2017Q1	2017Q2	2017Q3	2017Q4	2018Q1	2016	2017Q1	2017Q2	2017Q3	2017Q4	2018Q1
Europe n.s.	884	0.0	r 0.0	r 0.0	r 0.0	r 0.0	r 0.0	0.5	r 0.1	r 0.1	r 0.1	r 0.1	r 0.1
Mid East, N Africa, Pak	440	118.4	32.6	32.2	66.9	76.6	119.1	155.6	35.0	43.6	41.6	46.1	47.3
Egypt	469	0.2	r 0.0	r 0.0	r 0.0	r 0.0	r 0.0	2.0	r 0.5	r 0.6	r 0.5	r 0.6	r 0.6
Iran, I.R. of	429	0.0	r 0.0	r 0.0	r 0.0	r 0.0	r 0.0	0.6	r 0.1	r 0.2	r 0.2	r 0.2	r 0.2
Iraq	433	0.1	r 0.0	r 0.0	r 0.0	r 0.0	r 0.1
Kuwait	443	99.8	r 23.1	r 29.1	r 27.6	r 30.8	r 29.5
Pakistan	564	0.1	r 0.4	r 0.1	r 0.4	r 0.3	r 0.5	10.4	r 1.2	r 1.1	r 1.4	r 0.8	r 4.0
Qatar	453	0.2	r 0.1	r 0.2	r 0.1	r 0.1	r 0.1
Saudi Arabia	456	0.0	r 0.0	r 0.0	r 0.0	r 0.0	r 0.0	0.8	r 0.4	r 0.2	r 0.2	r 0.6	r 0.3
Sudan	732	0.4	r 0.1	r 0.1	r 0.1	r 0.1	r 0.1	0.0	r 0.0	r 0.0	r 0.0	r 0.0	r 0.0
Syrian Arab Republic	463	0.1	r 0.0	r 0.0	r 0.0	r 0.0	r 0.0
Tunisia	744	0.8	r 2.0	r 0.8	r 0.8	r 0.1	r 0.1
United Arab Emirates	466	116.7	r 30.1	r 31.1	r 65.5	r 76.1	r 118.4	41.7	r 9.6	r 12.1	r 11.5	r 12.8	r 12.3
Sub-Saharan Africa	603	2,643.6	272.6	264.9	311.8	356.8	427.9	3,275.2	764.5	865.8	843.8	859.7	901.8
Benin	638	0.1	r 0.0	r 0.0	r 0.0	r 0.0	r 0.0	0.2	r 0.1	r 0.1	r 0.1	r 0.1	r 0.1
Botswana	616	29.1	r 8.0	r 8.6	r 11.2	r 12.1	r 9.7	104.2	r 24.1	r 26.1	r 25.8	r 28.1	r 28.9
Burundi	618	0.0	r 0.0	r 0.0	r 0.0	r 0.0	r 0.0	0.3	r 0.1	r 0.1	r 0.1	r 0.1	r 0.1
Congo, Dem. Rep. of	636	0.1	r 0.0	r 0.0	r 0.0	r 0.0	r 0.0	56.4	r 13.0	r 16.4	r 15.6	r 17.4	r 16.7
Congo, Republic of	634	0.2	r 0.1	r 0.0	r 0.1	r 0.1	r 0.2	24.5	r 5.7	r 7.1	r 6.8	r 7.6	r 7.3
Côte d'Ivoire	662	0.0	r 0.0	r 0.0	r 0.0	r 0.0	r 0.0	0.5	r 0.1	r 0.1	r 0.1	r 0.1	r 0.1
Eritrea	643	e 0.2	e 0.1	e 0.0	e 0.1	e 0.0	e 0.1
Kenya	664	11.2	r 8.4	r 3.5	r 8.1	r 5.9	r 3.7	2.9	r 1.1	r 1.4	r 1.0	r 1.1	r 1.3
Madagascar	674	0.1	r 0.0	r 0.0	r 0.0	r 0.1	r 0.1	0.3	r 0.1	r 0.1	r 0.1	r 0.1	r 0.1
Malawi	676	4.2	r 1.1	r 1.0	r 1.2	r 1.9	r 3.3	98.8	r 22.9	r 28.8	r 27.4	r 30.5	r 29.2
Mauritius	684	0.1	r 0.1	r 0.1	r 0.0	r 0.1	r 0.2	6.7	r 1.0	r 2.3	r 2.7	r 1.7	r 2.2
Mozambique	688	267.7	r 68.4	r 61.2	r 76.1	r 122.0	r 205.8	7.4	r 1.7	r 2.1	r 2.0	r 2.3	r 2.2
Namibia	728	7.3	r 1.9	r 1.7	r 2.1	r 3.4	r 5.7	2.8	r 0.7	r 0.8	r 0.8	r 0.9	r 0.8
Nigeria	694	0.0	r 0.0	r 0.0	r 0.0	r 0.0	r 0.0	0.2	r 0.0	r 0.0	r 0.0	r 0.0	r 0.0
Rwanda	714	0.0	r 0.0	r 0.0	r 0.2	r 0.0	0.0	r 0.0
Seychelles	718	2.9	r 0.7	r 0.9	r 0.8	r 0.9	r 0.9
South Africa	199	2,250.3	r 169.4	r 172.3	r 193.7	r 190.4	r 181.7	1,960.1	r 464.8	r 548.9	r 531.2	r 541.6	r 591.1
Swaziland	734	0.1	r 0.0	r 0.0	r 0.0	r 0.1	r 0.1	6.0	r 1.4	r 1.8	r 1.7	r 1.9	r 1.8
Tanzania	738	0.3	r 0.0	r 0.0	r 0.0	r 0.0	r 0.0	4.6	r 0.7	r 0.6	r 3.5	r 1.1	r 1.3
Uganda	746	0.3	r 0.0	r 0.0	r 0.0	r 0.1	r 0.2	0.0	r 0.0	r 0.0	r 0.0
Zambia	754	72.2	r 15.1	r 16.2	r 19.0	r 20.3	r 17.1	996.0	r 226.4	r 228.1	r 224.0	r 224.3	r 217.6
Western Hemisphere	205	0.2	0.0	0.0	0.0	0.2	0.0	65.3	3.7	2.5	3.5	2.2	2.2
Argentina	213	0.0	r 0.0	r 0.0	r 0.0	r 0.0	2.5	r 0.6	r 0.6	r 0.6	r 0.6	r 0.6
Bermuda	319	0.0	r 0.0	r 0.0	r 0.0	r 0.0	r 0.0	2.3	r 0.5	r 0.7	r 0.6	r 0.7	r 0.7
Brazil	223	0.0	r 0.0	r 0.0	r 0.0	r 0.0	r 0.0	0.9	r 0.1	r 0.2	r 0.3	r 0.5	r 0.6
Colombia	233	0.1	r 0.0	r 0.0	r 0.2	r 0.0	r 0.0
El Salvador	253	e 0.0	e 0.2
Mexico	273	59.3	r 0.3	r 0.4	r 1.8	r 0.0	r 0.2
Peru	293	r 0.0	r 0.0	r 0.0	r 0.0	r 0.0	r 2.1	r 0.3	r 0.3
Uruguay	298	0.3	r 0.0	r 0.0	r 0.2	r 0.0	r 0.0
Other Countries n.i.e	910	0.3	0.1	0.1	0.1	0.1	0.1
Korea, Dem. People's Rep.	954	0.3	r 0.1	r 0.1	r 0.1	r 0.1	r 0.1
Countries & Areas n.s.	898	0.0	r 0.0	r 0.0	r 0.0	r 0.0	r 0.0	162.6	r 37.6	r 47.4	r 45.1	r 50.1	r 48.1
Memorandum Items													
Africa	605	2,644.8	274.6	265.8	312.6	356.9	428.0	3,275.3	764.5	865.8	843.8	859.9	902.0
Middle East	405	117.0	30.2	31.1	65.6	76.2	118.5	145.2	33.8	42.4	40.2	45.1	43.1
European Union	998	62.4	27.1	14.2	20.1	13.2	19.8	146.4	31.4	39.4	40.5	50.2	54.6
Export earnings: fuel	080	117.4	30.2	31.2	65.7	76.5	118.7	170.9	39.1	49.1	46.9	52.5	49.8
Export earnings: nonfuel	092	2,715.1	304.8	284.0	335.7	373.9	450.2	4,067.0	937.3	1,085.5	1,054.1	1,130.7	1,128.3

This page intentionally left blank



Notes

This page intentionally left blank

Aruba 314

As of January 2000, reported DOTS data include trade in the Aruba free trade zone.

Bahamas 313

Reported DOTS data in 1999 and IFS data beginning in 1990 exclude certain oil and chemical products.

Bahrain 419

Reported exports in DOTS and IFS include partial oil exports only. Beginning in 1998, reported imports from Saudi Arabia include oil imports as compiled by the Bahrain Ministry of Oil & Industry and published in the *Monthly Bulletin of the Bahrain Monetary Agency*.

Belgium 124

Prior to 1997, trade data for Belgium are recorded as trade of the Belgium-Luxembourg Economic Union (BLEU). Belgium and BLEU trade data are not comparable due to the employment of different compilation methodologies.

China, P.R.: Mainland 924

Discrepancies in bilateral trade statistics as reported by China and its trading partners exist, particularly with industrial countries. Trade with these countries is classified by China as trade with Hong Kong Special Administrative Region (HKSAR) if it passes through HKSAR ports.

China, P.R.: Hong Kong 532

Reported exports and imports data with Belgium include trade with Luxembourg.

Dominican Republic 243

IFS data exclude trade in free trade processing zone. Beginning in 1994, DOTS data include trade in free trade processing zone.

El Salvador 253

IFS data exclude trade in free trade processing zone. Beginning in 2000, DOTS data include trade in free trade processing zone.

Estonia 939

IFS data are compiled according to the general trade system of recording trade transactions and DOTS data are compiled according to the special trade system.

European Union 998

The data for the European Union (EU) for all periods cover Austria, Belgium, Belgium-Luxembourg, Bulgaria, Croatia, Cyprus, Czech Republic, Denmark, Estonia, Finland, France, Germany, Greece, Hungary, Ireland, Italy, Latvia, Lithuania, Luxembourg, Malta, Netherlands, Poland, Portugal, Romania, Slovak Republic, Slovenia, Spain, Sweden, and the United Kingdom.

Export Earnings: Fuel Countries 080

The Export Earnings: Fuel Countries comprise Algeria, Angola, the Republic of Azerbaijan, the Kingdom of Bahrain, Bolivia, Brunei Darussalam, Chad, Colombia, the Republic of Congo, Ecuador, Equatorial Guinea, Gabon, the Islamic Republic of Iran, Iraq, Kazakhstan, Kuwait, Libya, Nigeria, Oman, Qatar, Russian Federation, Saudi Arabia, the Republic of South Sudan, Timor-Leste, Trinidad and Tobago, Turkmenistan, United Arab Emirates, the República Bolivariana de Venezuela, and the Republic of Yemen.

France 132

Beginning in 1997, reported exports and imports data include trade of French Guiana, Guadeloupe, Martinique, and Réunion with the rest of the world. French trade data include trade of Mayotte.

Guatemala 258

IFS data exclude trade in the free trade processing zone. Beginning in 2004, DOTS data include trade in the free trade processing zone.

India 534

Data from 1997 to 2000, and for 2003 were adjusted to calendar year from reported data based on fiscal year beginning April.

Israel 436

IFS imports data include military goods.

Lithuania 946

Data from 2004 are compiled according to the special trade system.

Luxembourg 137

Prior to 1997, trade data for Luxembourg are recorded as trade of the Belgium-Luxembourg Economic Union (BLEU).

Mexico 273

DOTS and IFS reported exports and imports data include trade in maquiladoras.

Netherlands 138

From 1993 through 1998, DOTS reported exports and imports exclude estimation of underreporting as a result of the establishment of the internal European market. Trade revisions are made in the monthly data and may not necessarily be reflected in the quarterly and annual data.

Nigeria 694

Beginning in 1995, IFS data are valued at an average (unitary) exchange rate of 70.36 naira to the U.S. dollar. This exchange rate is the weighted average of the official rate and the market rate that went into effect in February 1995.

Panama 283

Reported IFS and DOTS world totals exclude exports and imports of the COLON free trade processing zone. Beginning 2005, reported DOTS annual world totals include exports and imports of the COLON free trade processing zone. Beginning in Q1 2001, imports from Japan reflect reported exports of Japan to Panama, which may represent flags of convenience.

Réunion 696

Beginning in January 1997, exports and imports data of Réunion are combined with exports and imports data for France.

Russian Federation 922

DOTS data exclude adjustments for unrecorded trade (including shuttle trade) and, prior to 1994 exclude trade with the countries of the former U.S.S.R.

Singapore 576

Trade data published in the Singapore Trade Statistics by the Singapore Trade Development Board exclude trade with Indonesia. Starting January 2003, Singapore reports its trade with Indonesia.

Switzerland 146

Switzerland data by partner countries include exports and imports of gold, silver, and coins from 2012. The Swiss Customs authority disseminates exports and imports of gold, silver, and coins separately back to 1998.

Syrian Arab Republic 463

Beginning in 2000, IFS exports and imports totals are calculated using a flexible exchange rate determined by the Ministry of Economy and Foreign Trade.

Turkmenistan 925

Special category exports for 1996 and 1997 consist of natural gas sales unclassified by partner country.

Estimated Trade

Estimated country trade data produced without benchmarks may be incomplete. Because estimates are made from partner country data, the estimates do not cover trade in cases where no partner country data have been specifically reported. For example, if the estimated country's trade was reported by the trading partner to a regional area rather than to the specific partner (exports to Asia not specified, rather than exports to Lao, as an example), this data is not captured in the estimation process.

