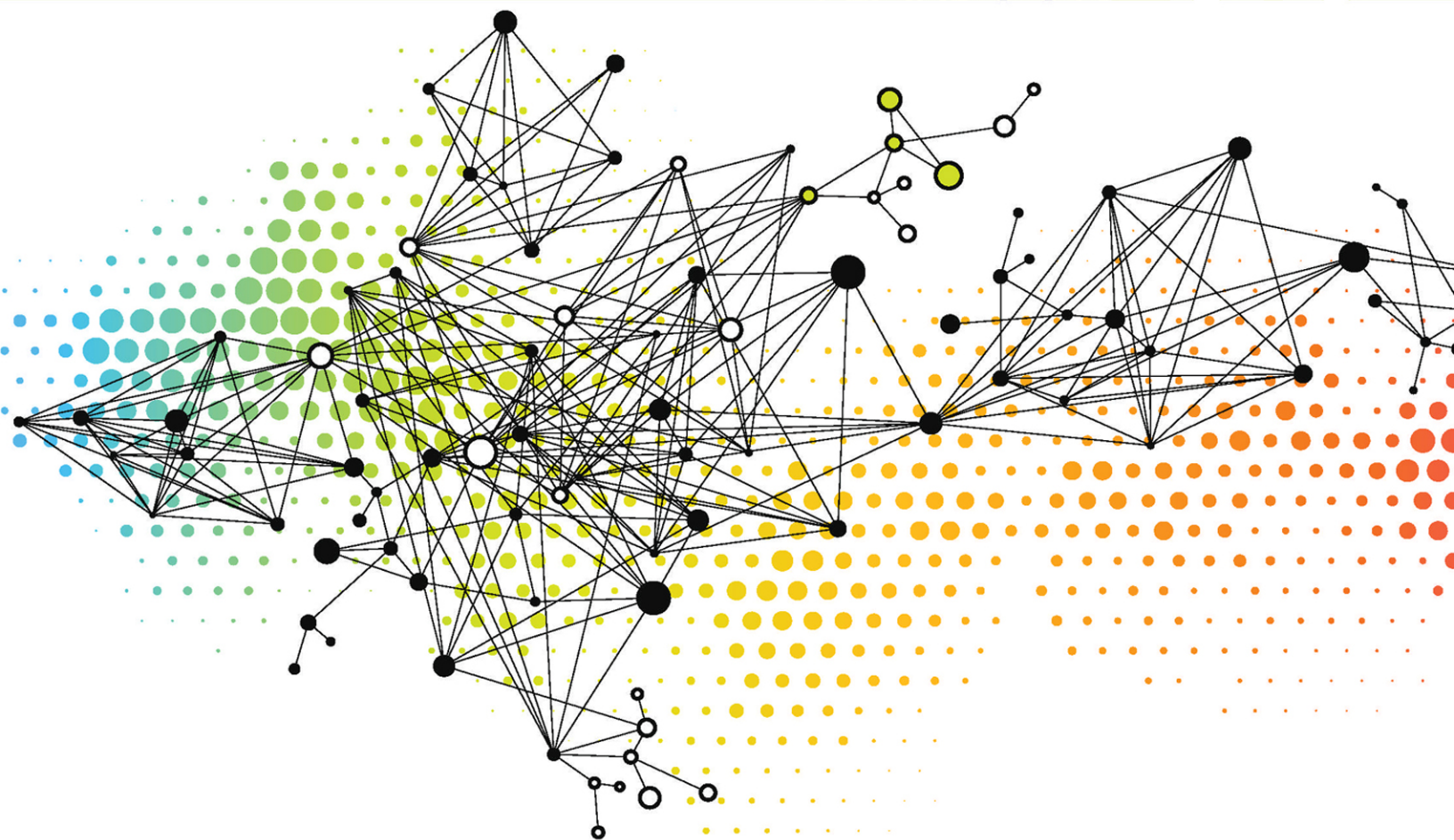


YEARBOOK **2018**



DIRECTION OF TRADE STATISTICS

INTERNATIONAL MONETARY FUND

**DIRECTION OF
TRADE
STATISTICS
YEARBOOK**

© 2018 International Monetary Fund

**Cataloging-in-Publication Data
Joint Bank-Fund Library**

Names: International Monetary Fund | International Monetary Fund. Statistics Department.

Title: Direction of trade statistics yearbook.

Other titles: DOTSY

Description: Washington, DC : International Monetary Fund. | Prepared by the IMF Statistics Department. | Annual | Began with 1981.

Identifiers: ISSN 0252-3019.

Subjects: LCSH: Commercial statistics—Periodicals. | International finance—Statistics—Periodicals.

Classification: LCC HF1016 .I653

ISBN 978-1-48432-987-0 (paper)

978-1-48432-988-7 (PDF)

ISSN 0252-3019 (serial)

For information related to this publication, please:

fax the Statistics Department at (202) 623-6460,

or write Statistics Department

International Monetary Fund

Washington, DC 20431

or refer to the **IMF Data Help** page at <http://datahelp.imf.org> for further assistance

For copyright inquiries, please fax the Editorial Division at (202) 623-6579.

For purchases only, please contact Publication Services (see information below).

The yearbook and quarterly issues of the *Direction of Trade* publication provide tables with current reported data (or estimates) on the value of merchandise trade statistics (exports and imports) by partner country for all IMF member states and other non-member countries. Summary tables are also presented for the world and major areas.

Last update of data: September 14, 2018

Please send orders to:

International Monetary Fund, Publications Services

P.O. Box 92780, Washington, DC 20090, U.S.A.

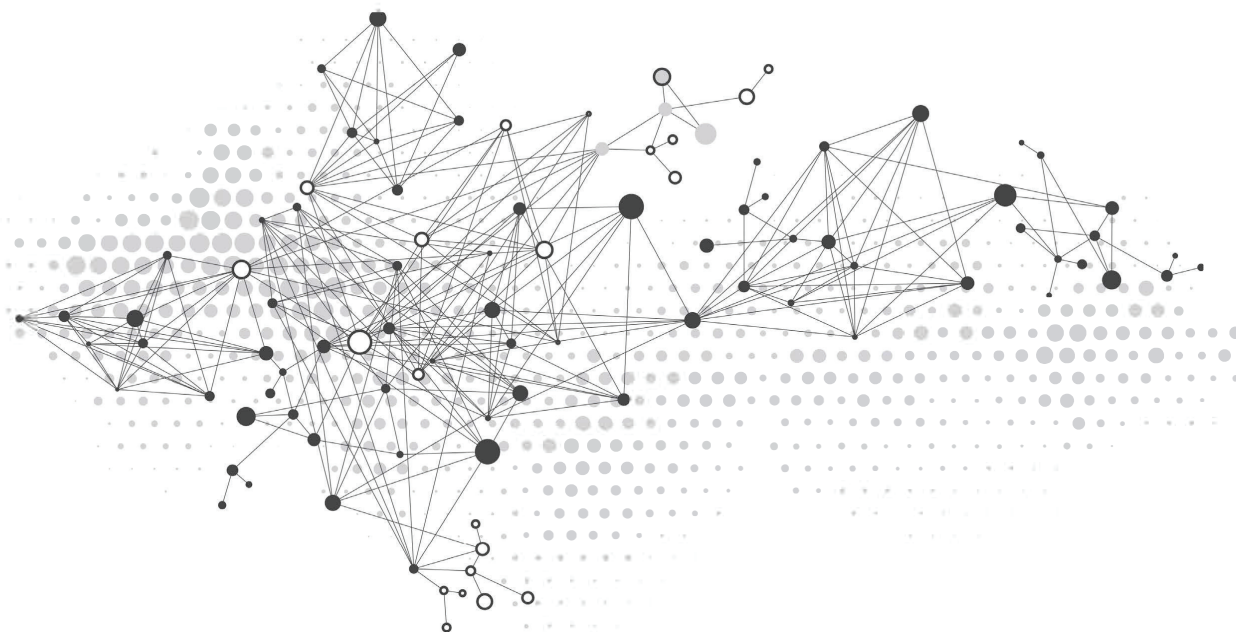
Tel.: (202) 623-7430 Fax: (202) 623-7201

E-mail: publications@imf.org

www.bookstore.imf.org

www.elibrary.imf.org

YEARBOOK 2018



DIRECTION OF TRADE STATISTICS

I N T E R N A T I O N A L M O N E T A R Y F U N D

Selection of Statistical Publications

International Financial Statistics (IFS)

Acknowledged as a standard source of statistics on all aspects of international and domestic finance, IFS publishes, for most countries of the world, current data on exchange rates, international liquidity, international banking, money and banking, interest rates, prices, production, international transactions (including balance of payments and international investment position), government finance, and national accounts. Information is presented in tables for specific countries and in tables for area and world aggregates. IFS is published monthly and annually. Price: Subscription price is US\$992 a year (US\$645 to university faculty and students) for 12 monthly issues and the yearbook. Single copy price is US\$201 for a yearbook issue.

Balance of Payments Statistics Yearbook (BOPSY)

Balance of Payments Statistics Yearbook (BOPSY): Contains two sections: World and Regional Tables, and Country Tables. The first section presents 21 world and regional tables for major components of the balance of payments, net International Investment Position (IIP), and total financial assets and total liabilities for the IIP. The second section provides detailed tables on balance of payments statistics for 192 economies and IIP data for 164 economies. Price: US\$180.

Direction of Trade Statistics (DOTS)

The yearbook and quarterly issues of the *Direction of Trade* publication provide tables with current reported data (or estimates) on the value of merchandise trade statistics (exports and imports) by partner country for all IMF member states and other non-member countries. Summary tables are also presented for the world and major areas. Price: Subscription price is US\$290 a year (US\$248 to university faculty and students) for the quarterly issues and the yearbook. Price for the yearbook is US\$128.

Government Finance Statistics Yearbook (GFSY)

This annual publication provides detailed data on transactions in revenue, expense, net acquisition of assets and liabilities, other economic flows, and balances of assets and liabilities of general government and its subsectors. The data are compiled according to the framework of the *2001 Government Finance Statistics Manual*, which provides for several summary measures of government fiscal performance. Price: US\$119.

IFS, BOPS, DOTS, and GFS on the Internet

The Statistics Department of the IMF is pleased to make available to users the *International Financial Statistics* (IFS), *Balance of Payments Statistics* (BOPS), *Direction of Trade Statistics* (DOTS), and *Government Finance Statistics* (GFS) databases through the data.IMF.org online service. New features include Data Portals, which provide quick access to predefined tables, maps, graphs, and charts aimed at visualizing many common data searches. Data.IMF.org lets you create a basic custom-built data query using the Query tool, which offers great flexibility to create larger and more complex queries. Once you have defined your query, you can structure the table the way you want it, and then convert your data into a chart or download it. A number of personalization options are available in the "My data" section such as accessing your favorites and saved queries. Free registration for My data can be obtained by clicking on the Sign In or Register link on the data.IMF.org home page.

Address orders to

Publication Services, International Monetary Fund, PO Box 92780, Washington, DC 20090,
USA

Telephone: (202) 623-7430 Fax: (202) 623-7201 E-mail: publications@imf.org
Internet: <http://www.bookstore.imf.org>

Note: Prices include the cost of delivery by surface mail. Expedited delivery is available for an additional charge.

Contents

Introduction.....	xi	China, P.R.: Mainland (924).....	162	Iceland (176).....	321
World And Area Tables.....	1	China, P.R.: Hong Kong (532).....	166	India (534).....	324
World (001).....	2	China, P.R.: Macao (546).....	170	Indonesia (536).....	328
Advanced Economies (110).....	6	Colombia (233).....	173	Iran, Islamic Republic of (429).....	332
Emerging and Developing Economies (200).....	10	Comoros (632).....	177	Iraq (433).....	336
Emerging and Developing Asia (505).....	14	Congo, Democratic Republic of (636).....	179	Ireland (178).....	339
Europe (170).....	18	Congo, Republic of (634).....	182	Israel (436).....	343
Sub-Saharan Africa (603).....	22	Costa Rica (238).....	185	Italy (136).....	347
Middle East, North Africa, and Pakistan (440).....	25	Côte d'Ivoire (662).....	189	Jamaica (343).....	351
Western Hemisphere (205).....	29	Croatia (960).....	193	Japan (158).....	354
European Union (998).....	32	Cuba (928).....	197	Jordan (439).....	358
Country Tables.....	37	Curaçao (354).....	200	Kazakhstan (916).....	361
Afghanistan, Islamic Republic of (512).....	38	Cyprus (423).....	202	Kenya (664).....	364
Albania (914).....	41	Czech Republic (935).....	206	Kiribati (826).....	368
Algeria (612).....	44	Denmark (128).....	210	Korea, Democratic People's Rep. of (954).....	370
American Samoa (859).....	48	Djibouti (611).....	214	Korea, Republic of (542).....	373
Angola (614).....	50	Dominica (321).....	217	Kosovo, Republic of (967).....	377
Anguilla (312).....	54	Dominican Republic (243).....	219	Kuwait (443).....	380
Antigua and Barbuda (311).....	56	Ecuador (248).....	223	Kyrgyz Republic (917).....	384
Argentina (213).....	59	Egypt (469).....	227	Lao People's Democratic Republic (544).....	387
Armenia, Republic of (911).....	63	El Salvador (253).....	231	Latvia (941).....	389
Aruba (314).....	66	Equatorial Guinea (642).....	234	Lebanon (446).....	393
Australia (193).....	69	Eritrea (643).....	236	Lesotho (666).....	397
Austria (122).....	73	Estonia (939).....	238	Liberia (668).....	399
Azerbaijan, Republic of (912).....	77	Eswatini, Kingdom of (734).....	242	Libya (672).....	402
Bahamas, The (313).....	80	Ethiopia (644).....	245	Lithuania (946).....	405
Bahrain, Kingdom of (419).....	83	Falkland Islands (323).....	248	Luxembourg (137).....	409
Bangladesh (513).....	87	Faroe Islands (816).....	250	Macedonia, FYR (962).....	413
Barbados (316).....	90	Fiji (819).....	253	Madagascar (674).....	416
Belarus (913).....	93	Finland (172).....	256	Malawi (676).....	419
Belgium (124).....	97	France (132).....	260	Malaysia (548).....	422
Belize (339).....	101	French Territories: French Polynesia (887).....	264	Maldives (556).....	426
Benin (638).....	104	French Territories: New Caledonia (839).....	267	Mali (678).....	429
Bermuda (319).....	107	Gabon (646).....	270	Malta (181).....	432
Bhutan (514).....	109	Gambia, The (648).....	273	Marshall Islands, Republic of (867).....	436
Bolivia (218).....	111	Georgia (915).....	275	Mauritania (682).....	438
Bosnia and Herzegovina (963).....	114	Germany (134).....	278	Mauritius (684).....	441
Botswana (616).....	118	Ghana (652).....	282	Mexico (273).....	445
Brazil (223).....	121	Gibraltar (823).....	286	Micronesia, Federated States of (868).....	449
Brunei Darussalam (516).....	125	Greece (174).....	289	Moldova (921).....	451
Bulgaria (918).....	127	Greenland (326).....	293	Mongolia (948).....	454
Burkina Faso (748).....	131	Grenada (328).....	295	Montenegro (943).....	457
Burundi (618).....	134	Guam (829).....	297	Montserrat (351).....	460
Cabo Verde (624).....	137	Guatemala (258).....	299	Morocco (686).....	462
Cambodia (522).....	140	Guinea (656).....	303	Mozambique (688).....	466
Cameroon (622).....	144	Guinea-Bissau (654).....	306	Myanmar (518).....	470
Canada (156).....	148	Guyana (336).....	308	Namibia (728).....	474
Central African Republic (626).....	152	Haiti (263).....	311	Nauru (836).....	478
Chad (628).....	155	Honduras (268).....	314	Nepal (558).....	480
Chile (228).....	158	Hungary (944).....	317	Netherlands (138).....	483

“Country” in this publication does not always refer to a territorial entity that is a state as understood by international law and practice; the term also covers the euro area, the Eastern Caribbean Currency Union, and some nonsovereign territorial entities, for which statistical data are provided internationally on a separate basis.

New Zealand (196).....	487	Serbia, Republic of (942).....	569	Timor-Leste, Dem. Rep. of (537).....	645
Nicaragua (278).....	491	Seychelles (718).....	573	Togo (742).....	647
Niger (692).....	494	Sierra Leone (724).....	576	Tonga (866).....	650
Nigeria (694).....	497	Singapore (576).....	579	Trinidad and Tobago (369).....	652
Norway (142).....	501	Sint Maarten (352).....	583	Tunisia (744).....	656
Oman (449).....	505	Slovak Republic (936).....	585	Turkey (186).....	660
Pakistan (564).....	509	Slovenia (961).....	589	Turkmenistan (925).....	664
Palau (565).....	513	Solomon Islands (813).....	593	Tuvalu (869).....	666
Panama (283).....	515	Somalia (726).....	595	Uganda (746).....	668
Papua New Guinea (853).....	518	South Africa (199).....	597	Ukraine (926).....	671
Paraguay (288).....	521	South Sudan (733).....	601	United Arab Emirates (466).....	675
Peru (293).....	524	Spain (184).....	603	United Kingdom (112).....	679
Philippines (566).....	528	Sri Lanka (524).....	607	Afghanistan, Islamic Republic of (512).....	683
Poland (964).....	532	St. Kitts and Nevis (361).....	611	Uruguay (298).....	686
Portugal (182).....	536	St. Lucia (362).....	614	Uzbekistan (927).....	690
Qatar (453).....	540	St. Vincent and the Grenadines (364).....	617	Vanuatu (846).....	693
Romania (968).....	544	Sudan (732).....	619	Vatican (187).....	695
Russian Federation (922).....	548	Suriname (366).....	621	Venezuela, Republica Bolivariana de (299).....	697
Rwanda (714).....	552	Sweden (144).....	624	Vietnam (582).....	700
Samoa (862).....	555	Switzerland (146).....	628	West Bank and Gaza (487).....	703
San Marino (135).....	557	Syrian Arab Republic (463).....	632	Yemen, Republic of (474).....	706
São Tomé and Príncipe (716).....	559	Tajikistan (923).....	635	Zambia (754).....	709
Saudi Arabia (456).....	561	Tanzania (738).....	637	Zimbabwe (698).....	712
Senegal (722).....	565	Thailand (578).....	641	Notes.....	718

“Country” in this publication does not always refer to a territorial entity that is a state as understood by international law and practice; the term also covers the euro area, the Eastern Caribbean Currency Union, and some nonsovereign territorial entities, for which statistical data are provided internationally on a separate basis.

Country and Area Codes

001	World	576	Singapore
110	Advanced Economies	144	Sweden ¹
163	Euro Area	146	Switzerland
122	Austria ¹	112	United Kingdom ¹
124	Belgium ¹	111	United States
423	Cyprus ¹	187	Vatican
939	Estonia ¹	200	Emerging and Developing Economies
172	Finland ¹	505	Emerging and Developing Asia
132	France ^{1, 3}	859	American Samoa
134	Germany ¹	513	Bangladesh
174	Greece ¹	514	Bhutan
178	Ireland ¹	516	Brunei Darussalam ²
136	Italy ¹	522	Cambodia
941	Latvia ¹	924	China, P.R.: Mainland
946	Lithuania ¹	819	Fiji
137	Luxembourg ¹	887	French Territories: French Polynesia
181	Malta ¹	839	French Territories: New Caledonia
138	Netherlands ¹	829	Guam
182	Portugal ¹	534	India
936	Slovak Republic ¹	536	Indonesia
961	Slovenia ¹	826	Kiribati
184	Spain ¹	544	Lao People's Democratic Republic
193	Australia	548	Malaysia
156	Canada	556	Maldives
532	China, P.R.: Hong Kong SAR	867	Marshall Islands, Republic of
546	China, P.R.: Macao SAR	868	Micronesia, Federated States of
935	Czech Republic ¹	948	Mongolia
128	Denmark ¹	518	Myanmar
176	Iceland	836	Nauru
436	Israel	558	Nepal
158	Japan	565	Palau
542	Korea, Republic of	853	Papua New Guinea
196	New Zealand	566	Philippines
142	Norway	862	Samoa
135	San Marino	813	Solomon Islands

¹ The data for the European Union (EU) for all periods cover Austria, Belgium, Belgium-Luxembourg, Bulgaria, Croatia, Cyprus, Czech Republic, Denmark, Estonia, Finland, France, Germany, Greece, Hungary, Ireland, Italy, Latvia, Lithuania, Luxembourg, Malta, Netherlands, Poland, Portugal, Romania, Slovak Republic, Slovenia, Spain, Sweden, and the United Kingdom.

² The Export Earnings: Fuel Countries are Algeria, Angola, the Republic of Azerbaijan, the Kingdom of Bahrain, Bolivia, Brunei Darussalam, Chad, Colombia, the Republic of Congo, Ecuador, Equatorial Guinea, Gabon, the Islamic Republic of Iran, Iraq, Kazakhstan, Kuwait, Libya, Nigeria, Oman, Qatar, Russian Federation, Saudi Arabia, the Republic of South Sudan, Timor-Leste, Trinidad and Tobago, Turkmenistan, United Arab Emirates, the República Bolivariana de Venezuela, and the Republic of Yemen.

³ Beginning in 1997, data for France include trade of French Guiana, Guadeloupe, Martinique, and Reunion. French trade data includes trade of Mayotte.

Country and Area Codes

524	Sri Lanka	926	Ukraine
578	Thailand	927	Uzbekistan
537	Timor-Leste ²	884	Europe not specified
866	Tonga	440	Middle East, North Africa, and Pakistan
869	Tuvalu	512	Afghanistan, Islamic Republic of
846	Vanuatu	612	Algeria ²
582	Vietnam	419	Bahrain, Kingdom of ²
598	Asia not specified	611	Djibouti
170	Europe	469	Egypt
903	Emerging and Developing Europe	429	Iran, Islamic Republic of ²
914	Albania	433	Iraq ²
963	Bosnia and Herzegovina	439	Jordan
918	Bulgaria ¹	443	Kuwait ²
960	Croatia ¹	446	Lebanon
816	Faroe Islands	672	Libya ²
823	Gibraltar	682	Mauritania
944	Hungary ¹	686	Morocco
967	Kosovo	449	Oman ²
962	Macedonia, FYR	564	Pakistan
943	Montenegro	453	Qatar ²
964	Poland ¹	456	Saudi Arabia ²
968	Romania ¹	726	Somalia
942	Serbia, Republic of	732	Sudan
186	Turkey	463	Syrian Arab Republic
901	CIS	744	Tunisia
911	Armenia	466	United Arab Emirates ²
912	Azerbaijan, Republic of ²	487	West Bank and Gaza
913	Belarus	474	Yemen, Republic of ²
915	Georgia	489	Middle East not specified
916	Kazakhstan ²	603	Sub-Saharan Africa
917	Kyrgyz Republic	614	Angola ²
921	Moldova	638	Benin
922	Russian Federation ²	616	Botswana
923	Tajikistan	748	Burkina Faso
925	Turkmenistan ²	618	Burundi

¹ The data for the European Union (EU) for all periods cover Austria, Belgium, Belgium-Luxembourg, Bulgaria, Croatia, Cyprus, Czech Republic, Denmark, Estonia, Finland, France, Germany, Greece, Hungary, Ireland, Italy, Latvia, Lithuania, Luxembourg, Malta, Netherlands, Poland, Portugal, Romania, Slovak Republic, Slovenia, Spain, Sweden, and the United Kingdom.

² The Export Earnings: Fuel Countries are Algeria, Angola, the Republic of Azerbaijan, the Kingdom of Bahrain, Bolivia, Brunei Darussalam, Chad, Colombia, the Republic of Congo, Ecuador, Equatorial Guinea, Gabon, the Islamic Republic of Iran, Iraq, Kazakhstan, Kuwait, Libya, Nigeria, Oman, Qatar, Russian Federation, Saudi Arabia, the Republic of South Sudan, Timor-Leste, Trinidad and Tobago, Turkmenistan, United Arab Emirates, the República Bolivariana de Venezuela, and the Republic of Yemen.

³ Beginning in 1997, data for France include trade of French Guiana, Guadeloupe, Martinique, and Reunion. French trade data includes trade of Mayotte.

Country and Area Codes

624	Cabo Verde	733	South Sudan, Republic of ²
622	Cameroon	738	Tanzania
626	Central African Republic	742	Togo
628	Chad ²	746	Uganda
632	Comoros	754	Zambia
636	Congo, Democratic Republic of	698	Zimbabwe
634	Congo, Republic of ²	799	Africa not specified
662	Côte d'Ivoire	205	Western Hemisphere
642	Equatorial Guinea ²	312	Anguilla
643	Eritrea	311	Antigua and Barbuda
734	Eswatini, Kingdom of	213	Argentina
644	Ethiopia	314	Aruba
646	Gabon ²	313	Bahamas, The
648	Gambia, The	316	Barbados
652	Ghana	339	Belize
656	Guinea	319	Bermuda
654	Guinea-Bissau	218	Bolivia ²
664	Kenya	223	Brazil
666	Lesotho	228	Chile
668	Liberia	233	Colombia ²
674	Madagascar	238	Costa Rica
676	Malawi	354	Curaçao
678	Mali	321	Dominica
684	Mauritius	243	Dominican Republic
688	Mozambique	248	Ecuador ²
728	Namibia	253	El Salvador
692	Niger	323	Falkland Islands
694	Nigeria ²	326	Greenland
696	Reunion ³	328	Grenada
714	Rwanda	258	Guatemala
716	São Tomé & Príncipe	336	Guyana
722	Senegal	263	Haiti
718	Seychelles	268	Honduras
724	Sierra Leone	343	Jamaica
199	South Africa	273	Mexico

¹ The data for the European Union (EU) for all periods cover Austria, Belgium, Belgium-Luxembourg, Bulgaria, Croatia, Cyprus, Czech Republic, Denmark, Estonia, Finland, France, Germany, Greece, Hungary, Ireland, Italy, Latvia, Lithuania, Luxembourg, Malta, Netherlands, Poland, Portugal, Romania, Slovak Republic, Slovenia, Spain, Sweden, and the United Kingdom.

² The Export Earnings: Fuel Countries are Algeria, Angola, the Republic of Azerbaijan, the Kingdom of Bahrain, Bolivia, Brunei Darussalam, Chad, Colombia, the Republic of Congo, Ecuador, Equatorial Guinea, Gabon, the Islamic Republic of Iran, Iraq, Kazakhstan, Kuwait, Libya, Nigeria, Oman, Qatar, Russian Federation, Saudi Arabia, the Republic of South Sudan, Timor-Leste, Trinidad and Tobago, Turkmenistan, United Arab Emirates, the República Bolivariana de Venezuela, and the Republic of Yemen.

³ Beginning in 1997, data for France include trade of French Guiana, Guadeloupe, Martinique, and Reunion. French trade data includes trade of Mayotte.

Country and Area Codes

351	Montserrat	299	Venezuela, República Bolivariana de ²
353	Netherlands Antilles	399	Western Hemisphere not specified
278	Nicaragua	898	Countries and Areas not specified
283	Panama	899	Special Categories
288	Paraguay	910	Other Countries not included elsewhere
293	Peru	928	Cuba
352	Sint Maarten	954	Korea, Democratic People's Republic of
361	St. Kitts and Nevis	Memorandum Items	
362	St. Lucia	605	Africa
364	St. Vincent and the Grenadines	405	Middle East
366	Suriname	998	European Union ¹
369	Trinidad and Tobago ²	080	Export earnings: fuel ²
298	Uruguay	092	Export earnings: nonfuel

¹ The data for the European Union (EU) for all periods cover Austria, Belgium, Belgium-Luxembourg, Bulgaria, Croatia, Cyprus, Czech Republic, Denmark, Estonia, Finland, France, Germany, Greece, Hungary, Ireland, Italy, Latvia, Lithuania, Luxembourg, Malta, Netherlands, Poland, Portugal, Romania, Slovak Republic, Slovenia, Spain, Sweden, and the United Kingdom.

² The Export Earnings: Fuel Countries are Algeria, Angola, the Republic of Azerbaijan, the Kingdom of Bahrain, Bolivia, Brunei Darussalam, Chad, Colombia, the Republic of Congo, Ecuador, Equatorial Guinea, Gabon, the Islamic Republic of Iran, Iraq, Kazakhstan, Kuwait, Libya, Nigeria, Oman, Qatar, Russian Federation, Saudi Arabia, the Republic of South Sudan, Timor-Leste, Trinidad and Tobago, Turkmenistan, United Arab Emirates, the República Bolivariana de Venezuela, and the Republic of Yemen.

³ Beginning in 1997, data for France include trade of French Guiana, Guadeloupe, Martinique, and Reunion. French trade data includes trade of Mayotte.



Introduction

The quarterly issues, yearbook, DVD-ROM, and online portal of the *Direction of Trade Statistics* (DOTS) present, for all member countries of the International Monetary Fund (the IMF) and other non-member countries, the value of merchandise exports and imports by partner country. DOTS republish monthly, quarterly, and annual trade statistics as submitted by countries to the IMF. Furthermore, reported data are supplemented by estimates whenever such data are not current or are not available on a monthly basis. Monthly estimates are consistent with quarterly and annual reported data, when available.

Data reported to DOTS follow the concepts and definitions of the United Nations' *International Merchandise Trade Statistics* (IMTS 2010), which provides the conceptual framework and guidance for recording physical movements of goods between countries and areas. The term "merchandise" has the same meaning as the term "goods."

The quarterly issues (DOTSQ) and the yearbook (DOTSY) present figures for the most recent quarters and years, respectively. The DVD-ROM presents information from 1980 onwards for monthly, quarterly, and annual data. The online portal, accessible from the IMF data page (<http://data.imf.org/>), presents monthly and quarterly series starting 1960, and annual data starting 1941. Area and world aggregates showing trade flows between major areas of the world are also presented.

World and area tables present (1) world aggregates comprising all countries, including countries that do not report to the IMF and are estimated based on trade partner data; (2) advanced economies aggregates derived from the figures for the countries classified as advanced economies with a subgroup of the Euro Area; (3) emerging and developing countries aggregates and subgroups, namely, Developing Asia, Europe with a subgroup of Commonwealth of Independent States (CIS), Middle East North Africa and Pakistan, Sub-Saharan Africa, and Western Hemisphere; and (4) Africa, Middle East, and European Union aggregates. Aggregates for the World table are calculated as the sum of aggregates from the tables for the Advanced Economies and Emerging and Developing Economies. It also includes trade of countries comprising the group "other countries n.i.e." and data for a country or area not specified and for "special categories."

The term "country," as used in this publication, does not in all cases refer to a territorial entity that is a state as understood by international law and practice; the

term also covers some nonsovereign territorial entities for which statistical data are maintained and provided internationally on a separate and independent basis. The information on exports and imports by trading partners that countries report to the IMF varies in terms of frequency and timeliness. Monthly data are made available on a regular and current basis (i.e., with a delay of four months or less from the current month) by all of the advanced countries plus developing and emerging economies with large shares of world trade. Together, these countries have represented more than 90 percent of the value of recorded world exports and imports in recent years (Table 1). Other countries may report monthly data that are less current, or the information may be compiled and made available in quarterly or annual frequency.

Coverage of DOTS is augmented by using trade statistics available from other international organizations. Monthly data for all European Union member countries are sourced from the COMEXT database maintained by EUROSTAT. Annual data reported to the United Nations COMTRADE database are incorporated in DOTS for countries that do not report to the IMF. Furthermore, the availability of partner data makes it possible to calculate estimates of countries for which data are not obtainable from other sources.

Estimation procedure

The estimation procedure is described in the IMF working paper "New Estimates for Direction of Trade Statistics" (IMF, Working Paper No. 18/16, January 2018).¹ Reported data at the monthly, quarterly, and annual frequencies are the basis of all estimates in DOTS. When monthly data are unavailable, the DOTS database is supplemented with estimates. Briefly, the estimation procedure proceeds as follows:

Estimation occurs if a reporting country does not report trade with its partners for a specific period. Data are estimated for all partners. In the absence of some or all of the monthly DOTS, quarterly or annual reported DOTS are used. Annual reported data to the UN COMTRADE database are treated as reported to the IMF. When only annual or quarterly data are available, the monthly trade between country A and B is distributed over the relevant months using the following

¹ The current methodology is used to estimate periods starting January 2000. Estimates from January 1981 to December 1999 are based on the previous methodology, described in *A Guide to Direction of Trade Statistics* (1993) and available from the IMF's Publications Section (www.imf.org/external/pubs/cat/longres.cfm?sk=154.0).

information (in order of priority): (1) the monthly value of the partner trade reported by country B; (2) the monthly total value of imports and exports reported in the IMF's *International Financial Statistics* (IFS) by country A; or (3) the monthly value of trade that all other partner countries have reported with country A for the specific month. The monthly distribution is done through a time-series procedure that reproduces at the best the month-to-month changes of the information available at the monthly level and, simultaneously, produces estimates that are consistent with quarterly or annual data reported by countries. Estimates are computed for months, and then quarterly and annual totals are obtained by summation.

The sum of the DOTS may not coincide with the IFS totals. This happens, for example, when countries do not report all their trade by geographic destination due to confidentiality reasons. Official reported data to DOTS are not adjusted to comply with the IFS totals. The IFS totals are used in the validation checks to verify the quality of trade statistics by partner countries in DOTS. Furthermore, IFS totals are also used in the estimation of bilateral trade when no information is available on the bilateral trade. For comparison purposes, total exports and total imports are shown in the lines IFS World Total and DOTS World Total for each country.

Only for countries that have never reported data by trade partners to the IMF or to the United Nations COMTRADE, estimates are obtained by using directly the corresponding bilateral flow reported by counterpart countries. For example, if country B has never reported trade statistics with a geographical breakdown, but country A has reported imports from country B, then A's data for imports are used to estimate B's exports. Because imports are valued on a cost, insurance, and freight (CIF) basis and exports on a free on board (FOB) basis, the data are adjusted for the cost of freight and insurance. A CIF/FOB factor of 1.06 is currently used. Reported imports CIF are divided by 1.06 (i.e., the CIF/FOB factor) to give partner country estimates of exports FOB. Similarly, reported exports FOB are multiplied by 1.06 to give partner country imports CIF. Given the absence of timely data on cost, insurance, and freight, the 6 percent CIF/FOB factor

represents a simplified estimate of these costs, which vary widely across countries and transactions. Further details on the choice of the CIF/FOB factor are provided in IMF 2017.

Overall, only a small portion of world trade is omitted from DOTS; this portion may comprise (1) unreported trade among developing countries; (2) unreported trade between developing countries and the countries comprising the group "other countries n.i.e."; and (3) unreported trade among "other countries n.i.e." No estimates, however, are compiled for periods prior to 1981 or based on benchmark data referring to 1980 or earlier. Moreover, data reported from countries' own records, even with longer delays, continually broaden the base of reported data, thereby replacing previously estimated figures. Area and world totals are compiled from reported data and estimates. The share of estimates in world and area totals increases over time due to the increased recourse to estimation for countries that report their trade statistics with delay (see Table 1).

Symbols

Figures shown without symbols are data reported from the respective country's own records.

Figures followed by the letter "r" indicate that data are estimated on a monthly basis, but reconciled with official monthly, quarterly, and/or annual information available by the reporting country.

Figures followed by the letter "e" indicate that data are estimated using counterpart information only.

The following symbols are used throughout DOTS as well:

All figures are rounded to one decimal place.

An ellipse (...) indicates a lack of data.

A "0" indicates that a figure is zero or less than half a significant digit.

Composition of country, world, and area pages

Country pages are shown for all countries with both reported and estimated data. Estimated figures—which

Table 1. DATA COVERAGE FOR RECENT PERIODS

Period	World Trade			
	Data Reported		Data Estimated	
	Number of Countries ¹	Percent of World Trade	Number of Countries	Percent of World Trade
2012	161	95.8	49	4.2
2013	159	95.2	51	4.8
2014	161	95.5	49	4.5
2015	155	95.8	55	4.2
2016	149	96.0	61	4.0
2017	145	95.8	65	4.2

are clearly indicated in the tables—should be intended as IMF staff estimates and not as data officially reported by countries. Both reported and estimated trade are included in the calculation of world and area totals.

Country pages include lines for all partner countries that have been reported or estimated. Where relevant, these pages also include lines for country or area data not specified and for “special categories.” Trade included under “special categories” may cover military trade, transactions in free zones, or transactions in aircraft or ships. These data have not been designated to a partner country by the trade statistics compilers, nor have they been included by item in the reported data as an area not specified.

Country pages also include memorandum item lines for Africa, Middle East, the European Union (EU), Export Earnings: Fuel, and Export Earnings: Non-Fuel Countries. Data in these memorandum lines show trade by all members of the group with the respective country. Similarly, these memorandum lines appear on the area and world pages. The memorandum line represents trade by all individual members of the group. For example, the EU line on the world page represents trade by all EU members with the world, including trade among members. It does not present the EU data as if the EU was a single country. Users interested in such statistics would need to subtract intra-EU trade.

Summary tables for the world and areas are calculated from the data shown on the country page. They show the trade by a group of countries to and from the individual countries listed in the table. This is analogous to stacking all the pages for the individual countries in an area and adding vertically to yield an aggregate table on the top of the stack.

Currency

All data are expressed in terms of US dollars. As most of the countries report in their national currency, US dollar equivalents are obtained by converting data at period average exchange rates published in lines rf or rh on the country pages in IFS. Data are generally converted at their highest available frequency and are subsequently aggregated to longer periods: for example, monthly data are converted at monthly exchange rates and the resulting US dollar equivalents are aggregated to quarterly and annual values.

Consistency between partner country data

It is sometimes assumed that corresponding export and import data between partner countries should be consistent. That is, the exports from Country A to B should be equal to the imports of Country B from A, after taking into account the insurance and freight costs under the generally observed case that Country B imports are valued on a CIF basis. The DOTS estimation system uses this assumption in the few cases where one partner has never reported data.

However, in addition to the inclusion of insurance and freight in imports CIF, it should be noted that there are several complications that can cause inconsistency between exports to a partner and the partner's recorded imports FOB, or between

imports FOB from a partner and the partner's recorded exports. The principal reasons for inconsistent statistics on destination and origin for a given shipment are differences in (1) classification concepts and detail, (2) time of recording, (3) valuation, and (4) coverage, as well as (5) processing errors.

Classification concepts and detail

Destination/origin classification concepts in the presence of transshipment: Much trade is consigned via other countries; for example, a substantial volume of German trade passes through the Netherlands. An inconsistency in reported trade data can arise when the trade of the originating country is classified as going to either a first or proximate destination that is a transshipment point, whereas the ultimate destination country classifies the same trade according to its ultimate source. Sometimes, the final destination country is unknown at the point of exports.

Alternatively, the originating country may classify the shipment as going to the ultimate destination country, whereas the ultimate destination country classifies the same trade according to a proximate source that is a transshipment point. The lack of uniformity in the classification may also result from the application of different national customs instructions used in determining origin, transshipment, and destination countries.

Lack of destination/source country detail in published statistics: These conditions cause immediate problems in identifying trade counterparty information from published data. Destination/origin country for military and other confidential items and government goods may not be published or may be published only by regional aggregates. A destination can also be indeterminate and thus not be published, because the transshipment dispatcher may lack knowledge about the ultimate destination at the time of consignment. Regional aggregates without country detail may also be published when the trade of individual partners in a region is below a threshold level.

Time of recording

A lag occurs between shipment of an export and receipt of an import, especially for goods that are shipped over long distances. To avoid timing inconsistencies, international national accounts and balance of payments accounting standards recommend a change of ownership principle to assign a date to transactions. Under this principle, an exported good changes ownership at shipment from the exporting country, at which time the exporting country records an export and the destination country records an import (FOB). However, for practical reasons in accordance with *IMTS 2010*, the customs authorities of the importing country record the receipt of these goods later, when they arrive at the receiving country's frontier. This can cause a timing inconsistency. The result is that the same shipment can appear in an importing

country's statistics for a month, quarter, and/or year that is later than the period that appears in the exporting country's statistics.

Valuation

Apart from the CIF and FOB valuations, possible reasons for inconsistent valuation of a given shipment between source and destination include inconsistent currency conversion, evasion, anti-evasion procedures, values not known at the time of consignment, and differences in treatment of particular costs or procedures for assessment.

Coverage

Shipments to and from free-trade zones and bonded warehouses, exclusion of military and other confidential items and government goods, value thresholds for customs registration of shipments, returned goods, and other goods missed by customs (or surveys) are examples of coverage differences that can result in inconsistencies.

Processing errors

As a result of reporting and processing lags, trade data for a given period are often released before all customs documents for the period have been processed. These data are sometimes not revised, or, if data are revised, errors are nevertheless made in assigning the date on which goods

are shipped or received and the late data are assigned to the wrong month, quarter, and/or year. Errors can also be made in assigning a destination to exports and an origin to imports during customs clearances, or in cases when the ultimate destination is changed after the initial consignment during transshipment, the change is not incorporated into published statistics via the release of revised data.

These issues should be considered in interpreting the data. International cooperation in harmonizing and reconciling customs procedures and definitions may assist in reducing differences, and, in a few cases, countries have reconciled data or have used partner data to make their own estimates.

Suppression of partner country data lines

A partner country is not shown in a table if for all periods present in the publication figures for the partner country are less than 50,000 in tables expressed in millions of US dollars, or less than 50,000,000 in tables expressed in billions of US dollars. Please note that all data is available online at <http://data.imf.org/dot>.



Introduction

Les numéros trimestriels, l'annuaire, le disque optique compact (CD-ROM) et le portail en ligne des statistiques sur la répartition géographique des échanges (*Direction of Trade Statistics* — DOTS) présentent pour l'ensemble des pays membres du Fonds monétaire international (FMI) et pour d'autres pays non membres, la valeur des marchandises qu'ils ont exportées et importées ventilée par pays partenaire. DOTS republie les statistiques sur les échanges communiquées par les pays au FMI sur une base mensuelle, trimestrielle ou annuelle. En outre, lorsque les données ne sont pas actualisées ou disponibles tous les mois, elles sont complétées par des estimations. Les estimations mensuelles cadrent avec les données trimestrielles et les données annuelles, lorsqu'elles sont disponibles.

Les données sont communiquées à DOTS suivant les concepts et les définitions des *International Merchandise Trade Statistics* (IMTS 2010 — traduction française à paraître) des Nations Unies. Ce manuel propose un cadre conceptuel et des orientations pour l'enregistrement des déplacements physiques de marchandises d'un pays et d'une région à l'autre. Les termes « marchandise » et « bien » ont la même signification.

Les numéros trimestriels (DOTSQ) et l'annuaire (DOTSY) présentent, respectivement, les chiffres disponibles pour les trimestres et années les plus récentes. Le CD-ROM présente des informations sur les données mensuelles, trimestrielles et annuelles à partir de 1980. Le portail en ligne, accessible sur le site Web du FMI (<http://data.imf.org/>), propose des séries mensuelles et annuelles à partir de 1960 et des données annuelles à partir de 1941. Des agrégats mondiaux et régionaux des flux commerciaux entre les principales régions du monde sont aussi présentés.

Les tableaux établis pour le monde et les régions présentent 1) les agrégats mondiaux couvrant l'ensemble des pays, y compris des pays qui ne communiquent pas de données au FMI, pour lesquels des estimations sont établies à partir des données des partenaires commerciaux ; 2) les agrégats des économies avancées dérivés des données transmises par les pays faisant partie de cette catégorie, avec un sous-groupe pour la zone euro ; 3) les agrégats et sous-groupes des pays émergents ou en développement, à savoir : Afrique subsaharienne, Europe (avec le sous-groupe de la Communauté des États indépendants (CEI), Hémisphère occidental, Moyen-Orient, Afrique du Nord et Pakistan

et pays d'Asie en développement, — et 4) les agrégats de l'Afrique, du Moyen-Orient et de l'Union européenne. Les agrégats du tableau mondial correspondent à la somme des agrégats des tableaux des économies avancées et des pays émergents ou en développement. Le tableau présente également les données sur les échanges d'un ensemble de pays regroupés sous la rubrique « Other countries n.i.e. » (Autres pays n.i.a.), ainsi que les données de pays ou de régions non identifiées et celles appartenant aux « Catégories spéciales ».

Dans la présente publication, le terme « pays » ne recouvre pas toujours une entité territoriale constituant un État tel qu'il est défini selon la pratique et le droit internationaux. Ce terme recouvre également certaines entités territoriales qui ne sont pas des États souverains, mais sur lesquelles des données statistiques sont tenues à jour et fournies, séparément et indépendamment, au niveau international. Les données que les pays communiquent au FMI sur leurs exportations et importations ventilées par partenaires commerciaux ne sont pas toutes communiquées avec la même fréquence et n'ont pas toutes le même degré d'actualité. Toutes les économies avancées et les pays émergents ou en développement qui représentent une part importante des échanges mondiaux, transmettent des données mensuelles sur une base régulière et pour la période en cours (c'est-à-dire, dans un délai de quatre mois ou moins). Ces dernières années, les échanges commerciaux de ces pays ont représenté ensemble plus de 90 % de la valeur des exportations et importations mondiales enregistrées (tableau 1). D'autres pays communiquent des données mensuelles moins récentes, ou n'établissent et ne transmettent des données que sur une base trimestrielle ou annuelle.

La couverture DOTS est amplifiée grâce aux statistiques sur les échanges recueillies par d'autres organisations internationales. Des données mensuelles pour tous les pays membres de l'Union européenne sont tirées de la base de données COMEXT, qui est gérée par EUROSTAT. Les données communiquées à COMTRADE (base de données des Nations Unies) sont ajoutées à DOTS dans le cas des pays qui ne communiquent pas de données au FMI. Par ailleurs, les renseignements communiqués par les partenaires commerciaux permettent d'établir des estimations pour les pays dont on ne dispose pas de statistiques d'autres sources.

Méthodes d'estimation

La méthode d'estimation est décrite dans le document de travail du FMI intitulé *New Estimates for Direction of Trade Statistics* (FMI Document de Travail No. 18/16, Janvier 2018).¹ Les données mensuelles, trimestrielles et annuelles qui sont déclarées servent de base à toutes les estimations contenues dans DOTS. La base de données tout entière est régulièrement mise à jour avec de nouvelles estimations. La méthode d'estimation est la suivante :

On procède à une estimation lorsqu'un pays déclarant n'indique pas le montant de ses échanges avec un de ses partenaires commerciaux pour une période donnée. Les chiffres sont estimés pour tous les partenaires. Lorsque les statistiques mensuelles de DOTS font partiellement ou entièrement défaut, ce sont les statistiques trimestrielles ou annuelles communiquées pour DOTS qui sont utilisées. Les données annuelles communiquées à la base de données COMTRADE des Nations Unies sont considérées comme étant communiquées au FMI. Lorsque seules des données annuelles ou trimestrielles sont disponibles, les échanges mensuels entre les pays A et B sont ventilés entre les mois respectifs en utilisant les informations suivantes (en ordre de priorité) : 1) la valeur mensuelle des échanges des partenaires communiqués par le pays B, 2) la valeur mensuelle totale des importations et des exportations déclarées dans les Statistiques financières internationales (SFI) du FMI par le pays A ou 3) la valeur mensuelle des échanges que tous les pays partenaires ont déclarés avec le pays B pour le mois en question. La ventilation mensuelle s'effectue au moyen d'une

¹ La méthodologie actuelle est utilisée afin de produire des estimations pour les périodes à partir de janvier 2000. Les estimations pour les périodes à partir de janvier 1981 jusqu'à décembre 1999 sont basées sur la méthodologie précédente, décrite dans le Guide pour l'établissement des statistiques sur la répartition géographique des échanges (A Guide to Direction of Trade Statistics, 1993), disponible à la Section des publications du FMI (www.imf.org/external/pubs/cat/longres.cfm?sk=154.0).

procédure qui reproduit au mieux les variations d'un mois sur l'autre des informations disponibles au niveau mensuel et, simultanément, produit des estimations qui cadrent avec les données trimestrielles ou annuelles communiquées par les pays. Les estimations sont calculées pour chaque mois, et ensuite des totaux trimestriels et annuels sont calculés.

La somme dans DOTS ne coïncide peut-être pas avec les totaux des SFI. C'est le cas, par exemple, lorsque les pays ne déclarent pas tous leurs échanges par destination géographique pour des raisons de confidentialité. Les données officielles qui sont communiquées à DOTS ne sont pas ajustées pour correspondre aux totaux des SFI. Ces derniers sont utilisés pour vérifier la qualité des statistiques commerciales des pays partenaires dans DOTS. Ils sont aussi utilisés dans l'estimation des échanges bilatéraux lorsqu'aucune information n'est disponible à ce sujet. À des fins de comparaison, les exportations totales et les importations totales figurent dans les lignes IFS World Total et DOTS World Total pour chaque pays.

Uniquement pour les pays qui n'ont jamais communiqué de données par partenaires commerciaux au FMI ou à la base de données COMTRADE des Nations Unies, on obtient des estimations en utilisant directement les flux bilatéraux correspondants qui sont communiqués par les pays de contrepartie. Par exemple, si le pays B n'a jamais communiqué de statistiques commerciales avec une ventilation géographique, mais que le pays A a déclaré des importations en provenance du pays B, les données du pays A pour les importations sont utilisées pour estimer les exportations du pays B. Comme les importations sont évaluées en base coût, assurance et fret (c.a.f.) et les exportations en base franco à bord (f.à.b.), les données sont ajustées de manière à tenir compte du coût du fret et de l'assurance. Un coefficient c.a.f./f.à.b. de 1,06 est utilisé actuellement. Les importations c.a.f. sont divisées par 1,06 (c'est-à-dire le coefficient c.a.f./f.à.b.) pour donner des estimations des exportations f.à.b. pour le pays partenaire.

TABLEAU 1 : COUVERTURE DES DONNEES DE PERIODES RECENTES

Période	Commerce mondial			
	Données communiquées		Données estimées	
	Nombre de pays	Part du commerce mondial, en pourcentage	Nombre de pays	Part du commerce mondial, en pourcentage
2012	161	95.8	49	4.2
2013	159	95.2	51	4.8
2014	161	95.5	49	4.5
2015	155	95.8	55	4.2
2016	149	96.0	61	4.0
2017	145	95.8	65	4.2

De la même manière, les exportations f.à.b. sont multipliées par 1,06 pour donner des estimations des importations c.a.f. pour le pays partenaire. En l'absence de données à jour sur le coût, assurance et fret, le coefficient c.a.f./f.à.b. de 6 % représente une estimation simplifiée de ces coûts, qui varie fortement d'un pays à l'autre et d'une opération à l'autre. Des détails supplémentaires sur le choix de ce coefficient sont fournis dans FMI (2017).

Globalement, seule une faible part des échanges mondiaux est omise dans DOTS; il peut s'agir des éléments suivants : 1) échanges non déclarés entre pays en développement; 2) échanges non déclarés entre pays en développement et pays du groupe « Autres pays n.i.a. » et 3) échanges non déclarés entre « Autres pays n.i.a. ».

Toutefois, aucune estimation n'a été établie pour les périodes antérieures à 1981, et aucune n'est fondée sur des données de référence correspondant à 1980 où aux années antérieures. De plus, les données tirées des documents des pays, même si elles couvrent des périodes plus longues, enrichissent continuellement la base de données communiquées et viennent remplacer les estimations antérieures. Les totaux régionaux et mondiaux sont calculés à partir des données communiquées et des estimations. La part des estimations dans les totaux mondiaux et régionaux augmente au fil du temps en raison du recours accru aux estimations pour les pays qui déclarent leurs statistiques commerciales avec retard (voir Tableau 1).

Symboles

Les chiffres qui ne sont pas suivis d'un symbole sont des données tirées des documents des pays en question.

La lettre « r » indique que les données sont estimées sur une base mensuelle, mais sont rapprochées avec les données officielles trimestrielles et annuelles qui sont communiquées par le pays déclarant.

La lettre « e » indique que les données sont estimées à l'aide d'informations soumises par le pays de contrepartie uniquement.

Les symboles ci-après sont utilisés aussi dans DOTS :

Tous les chiffres sont arrondis à une décimale près.

Une ellipse (. . .) indique l'absence de données.

Un « 0 » indique une valeur égale à zéro ou inférieure à la moitié d'un chiffre significatif..

Composition des pages consacrées aux pays, aux régions et au monde entier

Il existe des pages pour tous les pays ayant des données déclarées ou estimées. Les chiffres estimés, qui sont clairement indiqués dans les tableaux, doivent être considérés comme des estimations des services du FMI et non comme des données officiellement déclarées par les pays. Tant les échanges déclarés et que les échanges estimés sont inclus dans le calcul des totaux mondiaux et régionaux.

Les pages consacrées aux pays comportent pour chacun

des partenaires commerciaux du pays concerné des lignes de données communiquées directement ou obtenues par estimation. Le cas échéant, on ajoute une ligne se rapportant aux pays ou groupes de pays non spécifiés (Country/area not specified) ou pour des catégories spéciales (Special categories). Les échanges classés dans cette dernière catégorie peuvent recouvrir les opérations à caractère militaire, celles des zones franches ou celles qui concernent les aéronefs ou les navires. Ces données ne sont pas attribuées à un partenaire commercial déterminé par les statisticiens du commerce extérieur, et elles ne sont pas ventilées non plus sous un poste spécifique dans les données transmises pour la catégorie des groupes de pays non spécifiés.

Les pages consacrées aux pays comportent aussi des lignes de postes pour mémoire pour l'Afrique, le Moyen-Orient et l'Union européenne (UE), les pays exportateurs de combustibles et les autres pays. Les chiffres qui y figurent couvrent les échanges de l'ensemble des membres du groupe avec le pays concerné. Des postes pour mémoire similaires figurent aux pages des tableaux régionaux et mondiaux. Les chiffres inscrits à ces postes représentent la somme des échanges de tous les pays appartenant au groupe. Par exemple, le poste pour mémoire du tableau « World » qui se rapporte à l'UE recouvre les échanges de l'ensemble des pays membres de l'UE avec le reste du monde, y compris les échanges entre ces mêmes pays. Les données de l'UE n'y sont pas traitées comme s'il s'agissait d'un pays unique. Les utilisateurs intéressés par ces statistiques doivent donc soustraire du total les chiffres se rapportant aux échanges intra-UE.

Des tableaux récapitulatifs sont établis pour le monde et les régions à partir des données figurant sur les pages consacrées aux pays. Ils indiquent la répartition des échanges globaux d'un groupe de pays à destination et en provenance de chacun des pays figurant dans le tableau. Le calcul s'apparente à empiler les pages de tous les pays d'une région et à ajouter verticalement tous les chiffres de façon à obtenir un tableau global au sommet de la pile.

Monnaie

Toutes les données sont exprimées en dollars EU. Comme la plupart des pays communiquent leurs données en monnaie nationale, il convient d'obtenir leurs équivalents en dollars EU en utilisant les moyennes périodiques des taux de change des séries rf ou rh publiées aux pages consacrées aux pays dans SFI. Les données sont généralement converties à leur fréquence la plus élevée, et sont ensuite agrégées sur des périodes plus longues : ainsi, les données mensuelles sont converties à l'aide des valeurs mensuelles du taux de change, et les équivalents en dollars EU qui en découlent sont ensuite agrégés en valeurs trimestrielles et annuelles.

Cohérence des données entre pays partenaires

On présume parfois que les chiffres d'exportations et d'importations correspondants entre pays partenaires sont censés concorder. C'est-à-dire que le chiffre des exportations du pays A à destination du pays B devrait être égal à celui

des importations du pays B en provenance du pays A, après ajustement pour coûts de fret et d'assurance, étant entendu que les importations du pays B sont généralement évaluées sur la base c.a.f. Le système d'estimation de DOTS se fonde sur cette hypothèse dans les quelques cas où l'un des partenaires n'a jamais communiqué de données.

Il convient toutefois de noter que, outre l'inclusion des coûts d'assurance et de fret dans les importations c.a.f., diverses autres difficultés peuvent provoquer une incohérence entre les chiffres des exportations à destination d'un pays partenaire et ceux des importations f.à.b. recensées par ledit partenaire, ou entre les chiffres des importations f.à.b. en provenance d'un pays partenaire et les exportations recensées par ledit partenaire. Le manque de concordance des statistiques entre le point d'origine et celui de destination d'une expédition donnée tient essentiellement à des différences dans 1) les critères et le niveau de détail de la classification; 2) les dates d'enregistrement; 3) les méthodes d'évaluation; 4) le champ couvert par les données; et 5) des erreurs de traitement..

Critères et niveaux de classification

Critères de classification en fonction de la destination ou de l'origine en cas de réexpédition : De nombreuses marchandises sont expédiées par l'intermédiaire d'autres pays (par exemple, un volume substantiel du commerce extérieur de l'Allemagne transite par les Pays-Bas). Une asymétrie peut se faire jour dans les chiffres recensés si l'opération commerciale du pays d'origine est classée en tant qu'expédition vers une première destination, ou destination la plus proche, qui constitue un point de réexpédition, alors que le pays de destination finale classe cette même opération sur la base de l'origine. Parfois, le pays de destination finale est inconnu au point de l'exportation.

À l'inverse, le pays d'origine peut classer l'opération en tant qu'expédition vers le pays de destination finale, tandis que ce dernier l'enregistre sur la base de la provenance la plus proche qui constitue un point de réexpédition. Ce manque d'uniformité dans les méthodes de classement s'explique par les règles diverses qu'appliquent les administrations douanières nationales pour déterminer le pays d'origine, de réexpédition et de destination.

Absence de ventilation par pays de destination ou d'origine (ou de provenance) dans les statistiques publiées : Cette situation crée d'emblée des difficultés lorsqu'il s'agit d'identifier les informations sur les échanges entre pays partenaires à partir des données publiées. La ventilation, par pays de destination ou d'origine, des biens militaires et autres articles à caractère confidentiel et biens des administrations publiques peut ne pas être publiée, ou bien ne l'être qu'au niveau des agrégats régionaux. Il est possible aussi que la destination soit indéterminée, et donc non publiée, parce que le réexpéditeur ne connaît pas nécessairement la destination finale au moment de l'expédition. Enfin, les agrégats régionaux peuvent être publiés sans ventilation par pays lorsque les transactions commerciales de certains partenaires n'atteignent pas une valeur minimale donnée..

Date d'enregistrement

Un délai s'écoule entre la date d'expédition d'une exportation et celle de la réception de l'importation, surtout lorsque les marchandises parcourent de grandes distances. Pour éviter les décalages entre les dates d'enregistrement des transactions, les normes internationales en matière de comptabilité nationale et de balance des paiements recommandent de dater les transactions sur la base du critère de changement de propriété. En vertu de ce principe, la marchandise exportée change de propriétaire au moment où elle est expédiée par le pays exportateur, date à laquelle celui-ci la comptabilise en tant qu'exportation et le pays destinataire, en tant qu'importation (f.à.b.).

Or, pour des raisons pratiques, les autorités douanières du pays importateur n'enregistrent la réception desdites marchandises qu'à une date ultérieure, lors de leur arrivée à la frontière du pays concerné, ce qui crée une asymétrie dans les dates d'enregistrement. La même expédition se trouve par conséquent enregistrée dans les statistiques du pays importateur au titre d'une période (mois, trimestre ou année) postérieure à celle où elle est recensée dans les statistiques du pays exportateur.

Évaluation

Outres les évaluations c.a.f. et f.à.b., les causes possibles du manque d'homogénéité entre l'évaluation d'une expédition donnée à son point d'origine et celui de destination sont notamment les suivantes : application de conversions différentes du taux de change, fraude et manque de cohérence des dispositifs de lutte contre la fraude, valeur non encore connue au moment de la réexpédition et manières diverses de traiter certains coûts spécifiques ou de calculer la valeur.

Champ couvert par les données

Les expéditions à destination et en provenance de zones franches et d'entrepôts sous douane, l'exclusion des biens militaires et autres articles à caractère confidentiel et biens des administrations publiques, l'application de valeurs minimales pour l'immatriculation des expéditions en douane, les marchandises renvoyées et autres biens échappant à l'administration douanière (ou aux enquêtes) sont autant d'exemples de différences du champ couvert qui peuvent conduire à des anomalies.

Erreurs de traitement

En raison des décalages de communication et de traitement, les données du commerce extérieur d'une période donnée sont souvent diffusées avant que la documentation douanière de la période considérée n'ait été entièrement traitée. De telles données ne sont parfois pas révisées, ou, même si elles se sont, des erreurs se produisent néanmoins lorsqu'il s'agit de déterminer la date de l'expédition des biens ou celle de leur livraison, et les données tardives sont attribuées à un mois, trimestre ou année erronés. D'autres erreurs sont commises lorsqu'il convient d'attribuer une destination aux exportations ou une origine aux importations à l'occasion du dédouanement, ou encore

lorsque la destination finale est modifiée postérieurement à la date d'expédition initiale, en cours de réexpédition, auquel cas le changement n'est pas diffusé sous forme de révision et n'est donc pas pris en considération dans les statistiques publiées.

Ces difficultés doivent donc être prises en compte pour l'interprétation des données. Un effort concerté d'harmonisation et d'alignement des réglementations et définitions douanières à l'échelon international peut aider à combler ces lacunes; dans quelques cas, les pays ont en outre procédé à un rapprochement des données ou se sont inspiré des statistiques des pays partenaires pour établir

leurs propres estimations.

Suppression des lignes de données des partenaires commerciaux

Un partenaire commercial n'est pas représenté dans un tableau si, pour toutes les périodes présentes les chiffres publiés pour le partenaire commercial, représentent moins de 50.000 dans les tableaux exprimés en millions de dollars américains ou moins de 50.000.000 dans des tableaux exprimés en milliards de dollars américains. Veuillez noter que toutes les données sont disponibles en ligne à <http://data.imf.org/dot>.



Introducción

En los números trimestrales, el anuario, el CD-ROM y el portal en línea de *Direction of Trade Statistics* (DOTS) se presentan, para todos los países miembros del Fondo Monetario Internacional (el Fondo) y otros países que no son miembros, el valor de las exportaciones e importaciones de mercancías por país con que se comercia. DOTS vuelve a publicar estadísticas de comercio mensuales, trimestrales y anuales conforme los países las suministran al Fondo. Además, cuando los datos suministrados están desactualizados o no están disponibles mensualmente, se complementan con estimaciones. Las estimaciones mensuales son coherentes con los datos suministrados trimestral y anualmente, cuando estos están disponibles.

Los datos suministrados a DOTS siguen los conceptos y las definiciones de *Estadísticas del comercio internacional de mercancías* (ECIM 2010), documento que aporta el marco conceptual y las directrices para el registro de los movimientos físicos de bienes entre países y regiones. El término “mercancías” tiene el mismo significado que el término “bienes”.

En los números trimestrales (DOTSQ) y en el anuario (DOTSY) se presentan cifras de los trimestres y años más recientes, respectivamente. En el CD-ROM se presenta información de 1980 en adelante, correspondiente a datos mensuales, trimestrales y anuales. En el portal en línea, al que se puede acceder a través de la página de datos del Fondo (<http://data.imf.org/>), se presentan series mensuales y trimestrales de 1960 en adelante, y datos anuales de 1941 en adelante. También se presentan los agregados mundiales y regionales que muestran los flujos comerciales entre las principales regiones del mundo.

En los cuadros mundiales y regionales se presentan: 1) agregados mundiales que abarcan todos los países, incluidos países que suministran información al Fondo y cuyos agregados se estiman a partir de datos de sus socios comerciales; 2) agregados sobre las economías avanzadas, derivados de las cifras correspondientes a los países clasificados como tales, con un subgrupo correspondiente a la zona del euro; 3) agregados de los países emergentes y en desarrollo y de una serie de subgrupos, a saber: África subsahariana, América, Europa con un subgrupo de la Comunidad de Estados

Independientes (CEI), los Países en desarrollo de Asia y Oriente Medio Norte de África y Pakistán, y 4) agregados de África, Oriente Medio y la Unión Europea. Los agregados correspondientes al cuadro mundial se calculan como la suma de los agregados de los cuadros sobre las economías avanzadas y las economías emergentes y en desarrollo. También se incluye el comercio de los países comprendidos en el grupo de “otros países no incluidos separadamente”, así como datos sobre países o regiones no especificados y algunas “categorías especiales”.

En esta publicación, el término “país” no siempre se refiere a una entidad territorial que sea un Estado, conforme al Derecho y a la práctica internacionales; dicho término abarca asimismo algunas entidades territoriales que no son Estados soberanos, sobre las cuales se declaran y mantienen estadísticas internacionales por separado y de forma independiente. La información que los países suministran al Fondo en relación con sus exportaciones e importaciones, clasificada por países con que comercian, varía en cuanto a su frecuencia y puntualidad. Todos los países avanzados y las economías emergentes y en desarrollo que representan proporciones importantes del comercio mundial facilitan datos mensuales de forma periódica y con carácter actualizado (es decir, en un plazo no superior a cuatro meses a partir del mes al que se refieren). En los últimos años estos países, en conjunto, han representado más del 90% del valor de las exportaciones e importaciones registradas a escala mundial (cuadro 1). Otros países declaran datos mensuales menos actualizados, o compilan y suministran información de forma trimestral o anual.

Para ampliar la cobertura de DOTS se utilizan estadísticas de comercio de otras organizaciones internacionales. Los datos mensuales de todos los Estados miembros de la Unión Europea provienen de la base de datos COMEXT, gestionada por EUROSTAT. En el caso de países que no suministran datos al Fondo, se incorporan a DOTS los datos anuales declarados a la base de datos COMTRADE de las Naciones Unidas. Además, la información disponible sobre los países con que se comercia permite preparar estimaciones sobre los países cuyos datos no pueden obtenerse de otras fuentes.

Procedimiento de estimación

El procedimiento de estimación se describe en un documento de trabajo del Fondo acerca de las nuevas estimaciones de las estadísticas sobre distribución geográfica del comercio, *New Estimates for Direction of Trade Statistics* (FMI Documento de Trabajo No. 18/16, Enero 2018).¹ Todas las estimaciones que aparecen en DOTS se basan en datos declarados con frecuencia mensual, trimestral y anual. Cuando no se dispone de datos mensuales, la base de datos de DOTS se complementa con estimaciones. La manera en se llevan a cabo los procedimientos de estimación puede resumirse del modo siguiente:

Cuando un país no declara cifras sobre el comercio con alguno de sus socios comerciales en determinado período, se realiza una estimación. Los datos estimados corresponden a la totalidad de los socios comerciales. Si no se dispone de todos o de algunos datos mensuales de DOTS, se utilizan los datos trimestrales o anuales declarados de DOTS. Los datos anuales declarados a la base de datos COMTRADE de las Naciones Unidas se consideran como si fueran declarados al Fondo. Si solo se dispone de datos anuales o trimestrales, el comercio mensual entre los países A y B se distribuye entre los meses pertinentes utilizando la siguiente información (en orden de prioridad): 1) el valor mensual del comercio realizado con el socio, declarado por el país B; 2) el valor mensual total de las importaciones y exportaciones declaradas por el país A en *International Financial Statistics* (IFS) del Fondo; o 3) el valor mensual del comercio que todos los otros países socios declararon haber realizado con el país A en el mes en cuestión. La distribución mensual se realiza mediante un procedimiento de series

1 La metodología actual se usa para estimar períodos desde enero de 2000. Las estimaciones correspondientes a períodos entre enero de 1981 y diciembre de 1999 se basan en la metodología anterior, descrita en la *Guía de las estadísticas sobre la distribución geográfica del comercio* (1993), que puede solicitarse a la Sección de Publicación del Fondo (www.imf.org/external/pubs/cat/longres.cfm?sk=154.0).

temporales que reproduce de la mejor manera posible las variaciones ocurridas de un mes a otro en la información disponible a nivel mensual, y que simultáneamente genera estimaciones que son coherentes con los datos trimestrales o anuales declarados por los países. Se calculan las estimaciones correspondientes a los meses, y luego se suman los datos mensuales para obtener totales trimestrales y anuales.

Es posible que la suma de DOTS no coincida con los totales de IFS. Esto ocurre, por ejemplo, cuando un país no declara todo su comercio por destino geográfico por motivos de confidencialidad. Los datos oficiales declarados a DOTS no se modifican para que coincidan con los totales de IFS. Los totales de IFS se emplean en los controles de validación para verificar la calidad de las estadísticas de comercio de los países socios en DOTS. Además, los totales de IFS también se utilizan para estimar el comercio bilateral cuando no se dispone de información al respecto. Para fines de comparación, las exportaciones e importaciones totales aparecen en las líneas de total mundial de IFS y total mundial de DOTS correspondientes a cada país.

Solo en el caso de países que nunca han declarado datos por socios comerciales al Fondo o a la base de datos COMTRADE de las Naciones Unidas, las estimaciones se obtienen utilizando directamente el flujo bilateral correspondiente declarado por los países de contraparte. Por ejemplo, si el país B nunca ha declarado estadísticas de comercio desglosadas geográficamente, pero el país A ha declarado importaciones del país B, entonces los datos de A correspondientes a importaciones se utilizan para estimar las exportaciones de B. Dado que las importaciones se valoran según el criterio costo, seguro y flete (c.i.f.) y las exportaciones se valoran según el criterio franco a bordo (f.o.b.), los datos se ajustan en función de costo del flete y seguro. En la actualidad se utiliza un factor c.i.f./f.o.b. de 1,06. Los datos declarados con respecto a las importaciones c.i.f. se dividen por 1,06 (es decir, el factor c.i.f./f.o.b.) para obtener las estimaciones

CUADRO 1: COBERTURA DE LOS DATOS DE PERÍODOS RECIENTES

Período	Comercio mundial			
	Datos declarados		Datos estimados	
	Número de países	Porcentaje del comercio mundial	Número de países	Porcentaje del comercio mundial
2012	161	95.8	49	4.2
2013	159	95.2	51	4.8
2014	161	95.5	49	4.5
2015	155	95.8	55	4.2
2016	149	96.0	61	4.0
2017	145	95.8	65	4.2

de las exportaciones f.o.b. del país con que se comercia. Análogamente, los datos declarados con respecto a las exportaciones f.o.b. se multiplican por 1,06 para obtener las importaciones c.i.f. Dado que no se dispone de datos puntuales con respecto al costo, seguro y flete, el factor c.i.f./f.o.b. de 6% constituye una estimación simplificada de estos costos, que varían mucho de un país a otro y según el tipo de transacción. En FMI (2017) se proporcionan más detalles sobre la manera de decidir el factor c.i.f./f.o.b.

En general, solo una pequeña proporción del comercio mundial no queda incluida en DOTS; la misma que puede comprender 1) el comercio no declarado entre los países en desarrollo; 2) el comercio no declarado entre los países en desarrollo y los países pertenecientes al grupo “otros países no incluidos separadamente”; y 3) el comercio no declarado entre los países que componen este último grupo.

No obstante, no se han elaborado estimaciones para los períodos anteriores a 1981 o basadas en datos de referencia correspondientes a 1980 o años anteriores. Por otra parte, los datos provenientes de los registros propios de los países, aun los declarados después de un plazo prolongado, amplían continuamente la base de los datos declarados, sustituyendo las cifras de las estimaciones previas. Los totales mundiales y regionales se compilan tomando como base los datos declarados y las estimaciones. La proporción de estimaciones en los totales mundiales y regionales aumenta con el transcurso del tiempo debido a que se recurre a las estimaciones en el caso de países que declaran su estadísticas de comercio con retraso (véase el cuadro 1).

Símbolos

Las cifras que aparecen sin símbolos se refieren a datos provenientes de los registros propios de los países respectivos.

Las cifras seguidas de la letra ‘r’ corresponden a datos estimados con frecuencia mensual, pero conciliados con información oficial trimestral y anual disponible por parte del país declarante.

Las cifras seguidas de la letra ‘e’ corresponden a datos estimados utilizando solo información de la contraparte.

En DOTS se utilizan asimismo las siguientes convenciones y los siguientes símbolos:

Todas las cifras se redondean a un decimal.

Los puntos suspensivos (...) indican que no se dispone de datos.

Un “0” indica que la cifra es cero o inferior a la mitad de un dígito significativo.

Composición de las páginas de países, del mundo y de las regiones

Se presentan páginas de países relativas a todos los

países, con datos tanto declarados como estimados. Las cifras estimadas—indicadas claramente en los cuadros—deben considerarse estimaciones del personal técnico del Fondo y no datos declarados oficialmente por los países. Los cálculos de los totales mundiales y regionales incluyen comercio tanto declarado como estimado.

En las páginas de países figuran líneas relativas a todos los países con los que se comercia que se hayan declarado o estimado. En los casos en que sea pertinente, se incluyen asimismo las líneas correspondientes a los datos de países o regiones no especificados y a “categorías especiales”. El comercio incluido en estas últimas puede abarcar el comercio militar, las transacciones en las zonas francas o las transacciones de aeronaves o buques. Los compiladores de las estadísticas sobre el comercio no han asignado estos datos a ningún país con que se comercia, ni se han incluido por partidas en los datos declarados como región no especificada.

Las páginas de países también incluyen partidas informativas correspondientes a África, Oriente Medio y la Unión Europea (UE), los países exportadores de combustibles y los otros países. Los datos que figuran en esas partidas presentan el comercio exterior de todos los países miembros del grupo con el país respectivo. De igual forma, esas partidas aparecen en las páginas de las regiones y del mundo. La partida informativa representa el comercio exterior de cada uno de los países miembros del grupo. Por ejemplo, la línea UE de la página del mundo representa el comercio exterior de todos los países de la UE con el mundo, incluidos los intercambios entre los países miembros de la Unión. En esta línea no se presentan los datos de la UE como si ésta fuera un solo país. Los usuarios que deseen obtener estas estadísticas deberán restar el comercio interior entre los países de la UE.

Los cuadros resumidos del mundo y las regiones se calculan a partir de los datos que figuran en las páginas de países. En esos cuadros se registra el comercio de un grupo de países con cada uno de los países enumerados en el cuadro. Esto equivale a colocar una sobre otra todas las páginas de los distintos países de una región y sumar todas las cifras verticalmente en una página superior que viene a ser un cuadro agregado.

Moneda

Todos los datos se presentan en dólares de EE.UU. Puesto que la mayoría de los países declaran datos en su moneda nacional, los equivalentes en dólares de EE.UU. se obtienen convirtiendo los datos a los tipos de cambio medios del período publicados en las líneas rf o rh de las páginas de países de in IFS. Por lo general, las conversiones se basan en los datos disponibles correspondientes al período más corto y luego son agregados para obtener datos con respecto a períodos más largos: por ejemplo, los datos mensuales se convierten usando los tipos de cambio mensuales y los equivalentes en dólares de EE.UU. se agregan para obtener los valores trimestrales y anuales.

Coherencia de los datos que proporcionan los países que comercian entre sí

Se da por supuesto a veces que los datos de exportación e importación correspondientes de los países que comercian entre sí deberán ser coherentes. Es decir, el monto de las exportaciones del país A al país B deberá ser igual al de las importaciones del país B provenientes del país A, tras los ajustes por concepto de los costos de flete y del seguro conforme al criterio de que las importaciones del país B se valoran generalmente sobre la base c.i.f.. El sistema de estimación de DOTS se basa en este supuesto en los pocos casos en que uno de los dos países nunca ha declarado datos.

Sin embargo, cabe señalar que, además de la inclusión de los costos del flete y del seguro en las importaciones c.i.f., existen otras dificultades de diversa índole que pueden dar lugar a incoherencias entre las exportaciones con destino a un país con que se comercia y las importaciones f.o.b. registradas por ese país, o entre las importaciones f.o.b. provenientes del país con que se comercia y las exportaciones registradas por dichos países. La falta de coherencia de las estadísticas entre el punto de origen y el de destino de un envío determinado se debe principalmente a las diferencias en 1) los criterios y desglose de la clasificación, 2) el momento de registro, 3) la valoración y 4) la cobertura, así como 5) a los errores de procesamiento.

Crterios y desglose de la clasificación

Crterios de clasificación en función del origen o del destino en caso de reexpedición: Muchas mercancías se envían a través de otros países, por ejemplo, un gran volumen del comercio de Alemania se envía a través de los Países Bajos. Es posible que los datos declarados no sean coherentes si el comercio del país de origen se clasifica como comercio hacia un primer destino o a un destino más próximo que constituye el punto de reexpedición, mientras que el país de destino final clasifica el mismo comercio de acuerdo con el país de origen. A veces, el país de destino final no es conocido en el punto de exportación.

Por otra parte, el país de origen puede clasificar la operación como un envío hacia el país de destino final, mientras que este último clasifica dicha operación de acuerdo con el origen más próximo, que constituye un punto de reexpedición. La falta de uniformidad en lo que respecta a la clasificación también puede ser el resultado de las diferentes normas que aplican las administraciones aduaneras nacionales para determinar el país de origen, de reexpedición y de destino.

Falta de desglose por país de origen o de destino en las estadísticas publicadas: Esta situación crea inmediatamente problemas para identificar la información sobre el comercio entre los países a partir de los datos publicados. Es posible que no se publique información sobre el país de origen y de destino de los bienes militares y otros artículos de carácter confidencial y de los bienes públicos,

o que esta información se publique en forma de agregados regionales. También es posible que no se determine el destino y que, por lo tanto, éste no se publique porque la persona encargada de la reexpedición no conoce el destino final en el momento del envío. Además, es posible que se publiquen agregados regionales sin un desglose por países si las transacciones comerciales de algunos países con que se comercia no alcanzan un nivel mínimo.

Momento de registro

Transcurre algún tiempo entre el envío de una exportación y el recibo de una importación, sobre todo si las mercancías se transportan lejos. Para evitar estas incoherencias en el momento de registro, las normas internacionales en materia de contabilidad nacional y de balanza de pagos recomiendan basarse en el criterio del traspaso de propiedad para asignar una fecha a las transacciones. Conforme a este criterio, un bien exportado cambia de propietario en el momento en que el país exportador envía dicho bien, fecha en que el país exportador registra dicha transacción como una exportación y el país de destino como una importación (f.o.b.). Sin embargo, por razones prácticas conforme a ECIM 2010, las autoridades aduaneras del país importador contabilizan el recibo de de estos bienes en una fecha posterior, cuando llegan a la frontera del país receptor, lo que puede crear una incoherencia en cuanto al momento de registro. Por lo tanto, el mismo envío puede aparecer en las estadísticas del país importador correspondientes a un período (un mes, un trimestre o un año) posterior al período en dicho envío aparece en las estadísticas del país exportador.

Valoración

Aparte de las valoraciones c.i.f. y f.o.b., entre las causas posibles de la falta de coherencia entre la valoración un envío determinado en el punto de origen y en el punto de destino cabe señalar la aplicación de conversiones diferentes del tipo de cambio, el fraude, los procedimientos contra el fraude, los valores desconocidos en el momento del envío y los diferentes tratamientos de algunos costos específicos o procedimientos de evaluación.

Cobertura

Los envíos destinados a las zonas francas y a los almacenes bajo control aduanero y provenientes de éstos, salvo los bienes militares u otros artículos de carácter confidencial y los bienes públicos, los valores mínimos para el registro aduanero de los envíos, y los bienes devueltos y otros bienes no registrados por la administración aduanera (ni incluidos en las encuestas) son algunos ejemplos de las diferencias en materia de cobertura que pueden dar lugar a incoherencias.

Errores de procesamiento

Debido a los desfases de declaración y de procesamiento, en muchos casos los datos sobre

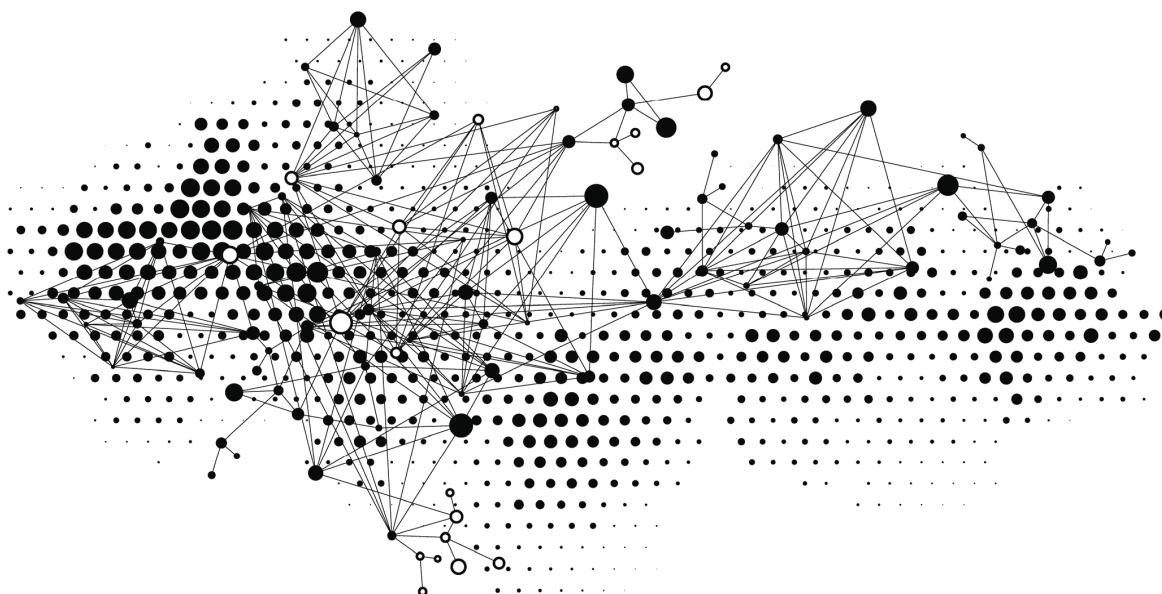
el comercio exterior correspondientes a un período determinado se divulgan antes de que se hayan procesado todos los documentos aduaneros correspondientes a dicho período. Estos datos a veces no se revisan o, si se revisan, se cometen errores al asignar la fecha en que se envían o se reciben los bienes y los datos desfasados se incluyen en el mes, el trimestre o el año equivocado. También pueden cometerse errores al asignar el destino de las exportaciones y el origen de las importaciones durante el despacho de aduana, o en los casos en que se modifica el destino final después del envío inicial durante la reexpedición, pero no se revisan los datos y, por lo tanto, el cambio no se incorpora en las estadísticas publicadas.

Estas cuestiones deberán considerarse al momento de interpretar los datos. La cooperación internacional

en materia de armonización y conciliación de los procedimientos aduaneros y las definiciones podría contribuir a reducir las diferencias; en algunos casos, los países han conciliado los datos o han utilizado los datos de los países con que comercian para preparar sus propias estimaciones.

Supresión de líneas de datos de países socios

Un país socio no está representado en una tabla, si para todos los períodos presentes las cifras publicadas para el país socio, son menos de 50.000 en las tablas expresadas en millones de dólares E.E.U.U., o menos de 50.000.000 en las tablas expresadas en billones de dólares E.E.U.U. Tenga en cuenta que todos los datos están disponibles en línea en <http://data.imf.org/dot>.



World *and* Area Tables

World (001)

In Billions of U.S. Dollars

		Exports (FOB)						Imports (CIF)					
		2012	2013	2014	2015	2016	2017	2012	2013	2014	2015	2016	2017
IFS World		18,166.6	18,545.0	18,747.9	16,322.8	15,928.5	17,122.6	18,291.9	18,580.7	18,754.4	16,389.1	16,006.4	17,499.1
World	001	18,277.2	18,685.7	18,783.7	16,390.3	15,841.9	17,530.0	18,543.7	18,824.3	18,937.3	16,596.4	16,192.5	17,771.3
Advanced Economies	110	11,359.4	11,527.9	11,638.1	10,243.4	10,002.9	10,885.4	10,310.8	10,508.3	10,579.6	9,393.6	9,290.3	10,100.4
Euro Area	163	4,387.9	4,439.4	4,511.4	3,855.7	3,819.4	4,222.5	4,431.0	4,554.0	4,653.2	4,089.4	4,086.7	4,445.7
Austria	122	167.8	171.2	171.3	149.0	151.2	167.3	168.6	177.5	182.5	159.0	158.0	173.9
Belgium	124	412.9	422.4	430.1	360.0	355.2	382.2	406.9	421.6	426.9	363.2	362.6	385.6
Cyprus	423	14.6	13.8	12.0	9.3	9.0	10.6	6.3	5.8	4.5	4.5	3.6	3.7
Estonia	939	23.0	22.8	22.1	17.2	17.6	19.2	14.1	14.6	16.6	12.6	13.7	14.3
Finland	172	82.6	82.4	81.1	63.0	62.2	70.5	76.9	78.3	78.5	66.6	64.4	73.4
France	132	682.5	689.6	681.7	583.7	582.4	634.5	583.8	599.1	610.0	532.3	525.8	565.7
Germany	134	1,132.9	1,149.6	1,185.9	1,040.6	1,041.2	1,143.2	1,391.9	1,430.9	1,477.2	1,313.3	1,305.5	1,404.0
Greece	174	59.1	58.5	60.2	47.6	49.1	55.5	29.9	32.3	32.0	26.0	25.5	29.5
Ireland	178	67.5	73.2	77.1	71.6	71.4	76.5	148.3	142.8	147.0	158.4	163.0	172.2
Italy	136	493.7	495.0	497.8	419.0	415.2	462.0	500.5	510.2	522.3	459.3	463.7	509.2
Latvia	941	29.1	29.4	32.0	22.7	20.2	22.0	12.8	13.3	14.0	11.7	12.0	12.9
Lithuania	946	28.6	31.5	30.3	25.1	25.4	29.8	23.9	25.1	24.9	21.4	21.7	25.8
Luxembourg	137	28.0	28.1	28.6	23.7	22.3	24.2	20.1	20.8	21.9	19.7	18.9	19.3
Malta	181	16.8	17.8	19.4	18.0	13.8	15.9	6.7	6.7	6.2	5.5	6.0	4.9
Netherlands	138	650.7	642.9	646.2	529.5	506.7	575.3	598.3	610.8	610.4	511.9	508.1	571.3
Portugal	182	71.4	76.5	77.6	66.6	68.2	78.5	58.7	62.2	63.7	55.0	55.0	60.6
Slovak Republic	936	76.3	79.9	81.0	73.3	72.0	78.3	76.9	80.5	81.4	71.8	75.2	81.9
Slovenia	961	29.6	30.8	32.7	29.6	31.2	36.6	27.9	30.1	32.8	28.6	30.0	33.9
Spain	184	321.0	324.0	344.1	304.0	305.1	340.3	278.4	291.1	300.3	268.6	274.1	303.8
Australia	193	229.8	218.6	213.6	192.1	181.8	206.6	267.7	261.2	254.1	202.1	203.4	251.9
Canada	156	452.2	456.9	460.4	413.8	397.2	424.4	457.7	464.3	475.6	407.7	385.2	420.9
China,P.R.: Hong Kong	532	651.8	757.9	709.3	648.1	605.6	630.7	80.7	77.8	76.2	71.9	92.4	83.5
China,P.R.: Macao	546	9.1	12.7	13.3	13.0	10.8	11.6	3.1	3.7	3.3	3.7	1.5	3.7
Czech Republic	935	133.5	137.8	146.7	132.7	135.8	153.1	152.3	158.3	169.3	152.7	159.2	176.8
Denmark	128	93.3	96.6	102.0	86.9	86.2	96.0	102.2	104.9	104.8	90.6	89.6	96.3
Iceland	176	4.9	4.4	4.7	4.6	5.7	6.4	5.0	5.1	5.2	5.0	4.6	5.3
Israel	436	68.5	68.2	71.9	64.3	67.3	68.8	65.4	68.2	70.3	64.6	60.9	64.3
Japan	158	810.2	784.0	759.4	602.9	561.2	614.5	878.1	802.0	773.8	702.1	710.5	730.8
Korea, Republic of	542	512.5	505.8	511.7	431.0	405.9	466.1	568.3	588.7	601.0	551.1	533.1	606.5
New Zealand	196	33.5	34.9	38.4	32.7	32.0	36.1	38.3	40.2	43.9	36.3	35.3	39.2
Norway	142	83.8	87.5	87.1	74.6	73.2	78.3	164.0	152.6	142.9	109.7	93.6	111.4
San Marino	135	0.3	0.3	0.3	0.3	0.3	0.3	0.1	0.1	0.1	0.1	0.2	0.1
Singapore	576	344.2	355.9	358.7	298.0	278.0	311.2	266.6	258.4	261.6	226.8	211.9	239.0
Sweden	144	152.6	151.4	155.2	133.5	135.2	147.3	175.1	172.4	170.9	145.5	142.0	156.5
Switzerland	146	286.2	316.7	270.1	255.3	256.9	268.7	309.0	342.7	314.3	264.9	311.4	309.2
Taiwan Prov.of China	528	259.7	259.0	263.9	225.1	213.1	232.2	375.1	407.8	415.1	392.1	382.7	427.3
United Kingdom	112	687.3	671.5	694.3	642.9	647.0	657.4	462.9	525.4	482.2	428.8	394.0	432.0
United States	111	2,157.9	2,168.5	2,265.5	2,136.0	2,090.1	2,253.2	1,508.0	1,520.6	1,561.7	1,448.4	1,392.0	1,500.0
Vatican	187	0.1	0.1	0.1	0.0	0.0	0.1	0.0	0.0	0.0	0.0	0.0	0.0
Emerg. & Dev. Economies	200	6,758.5	6,982.3	6,995.9	6,033.2	5,732.5	6,515.8	7,927.3	7,968.6	8,020.7	6,843.3	6,581.3	7,418.8
Emerg. & Dev. Asia	505	3,054.0	3,172.2	3,180.2	2,806.2	2,689.7	3,172.3	3,490.6	3,597.2	3,781.1	3,623.3	3,573.2	3,946.9
American Samoa	859	0.2	0.3	0.2	0.2	0.2	0.1	0.1	0.1	0.1	0.0	0.0	0.0
Bangladesh	513	33.9	37.6	43.2	43.0	44.1	51.2	25.8	28.9	31.4	33.2	34.7	35.9
Bhutan	514	0.4	0.4	0.4	0.5	0.5	0.5	0.2	0.2	0.2	0.3	0.3	0.3
Brunei Darussalam	516	5.9	7.8	6.6	5.5	3.4	2.8	13.0	11.2	10.2	6.3	4.7	5.3
Cambodia	522	14.0	15.5	15.9	16.5	16.3	21.4	8.9	10.2	12.1	13.7	16.2	16.4
China,P.R.: Mainland	924	1,559.2	1,650.2	1,646.6	1,443.1	1,382.0	1,659.9	2,151.2	2,233.1	2,368.4	2,307.5	2,234.9	2,428.0
Fiji	819	2.0	2.4	2.2	2.0	2.0	2.1	0.9	0.9	0.9	0.8	0.7	0.8
F.T. French Polynesia	887	1.6	1.6	1.6	1.3	1.3	1.4	0.3	0.2	0.2	0.2	0.2	0.2
F.T. New Caledonia	839	2.8	2.6	2.8	2.3	2.0	2.2	1.5	1.4	1.6	1.5	1.4	1.6
Guam	829	1.2	0.9	1.2	0.8	0.7	1.1	0.1	0.1	0.1	0.1	0.1	0.2
India	534	485.0	458.5	453.3	379.0	349.0	424.9	277.4	285.1	288.9	255.5	250.6	287.5
Indonesia	536	203.5	198.4	189.6	150.0	140.5	151.0	218.7	210.8	201.8	174.0	166.4	191.1
Kiribati	826	0.2	0.2	0.2	0.2	0.1	0.1	0.1	0.1	0.1	0.1	0.1	0.2
Lao People's Dem.Rep	544	5.8	6.6	7.2	6.8	6.0	6.7	3.2	3.8	4.6	4.0	4.4	5.3
Malaysia	548	216.1	227.9	225.4	189.9	173.3	202.4	300.0	302.9	306.1	273.6	260.4	294.5

World (001)

In Billions of U.S. Dollars

		Exports (FOB)						Imports (CIF)					
		2012	2013	2014	2015	2016	2017	2012	2013	2014	2015	2016	2017
Maldives	556	1.4	1.5	1.7	1.6	1.9	2.0	0.2	0.3	0.2	0.2	0.3	0.4
Marshall Islands	867	0.4	0.6	1.6	1.6	4.5	13.8	0.3	0.4	0.5	0.5	0.4	0.5
Micronesia	868	0.1	0.0	0.0	0.0	0.3	0.3	0.1	0.0	0.0	0.0	0.0	0.1
Mongolia	948	7.1	6.3	5.3	3.9	3.1	4.2	4.5	4.2	5.8	4.5	4.6	5.9
Myanmar	518	15.6	18.7	22.3	22.3	22.1	24.4	8.7	10.9	24.2	13.2	11.6	13.1
Nauru	836	0.0	0.2	0.1	0.1	0.0	0.0	0.1	0.1	0.1	0.0	0.0	0.0
Nepal	558	6.1	6.9	8.1	5.5	6.6	8.0	0.9	0.9	1.0	0.8	0.8	0.7
Palau	565	0.0	0.1	0.1	0.1	0.2	0.1	0.0	0.0	0.0	0.0	0.0	0.0
Papua New Guinea	853	8.1	6.3	5.6	5.0	4.5	4.5	8.1	7.0	10.2	10.0	9.1	10.5
Philippines	566	97.5	101.3	108.8	101.1	108.5	122.7	75.3	73.6	80.4	77.4	76.9	88.6
Samoa	862	0.4	0.4	0.3	0.3	0.3	0.4	0.1	0.1	0.1	0.1	0.1	0.1
Solomon Islands	813	0.5	0.5	0.4	0.4	0.4	0.5	0.7	0.7	0.7	0.7	0.6	0.8
Sri Lanka	524	18.9	19.5	22.6	21.2	18.1	20.1	9.8	10.1	10.8	10.6	10.2	10.8
Thailand	578	225.5	227.2	208.0	189.9	180.3	204.0	239.3	237.4	242.1	233.1	237.4	255.6
Timor-Leste	537	0.7	0.5	0.5	0.6	0.3	0.6	0.7	0.4	0.1	0.3	0.0	0.1
Tonga	866	0.2	0.2	0.2	0.2	0.2	0.1	0.0	0.0	0.0	0.0	0.0	0.0
Tuvalu	869	0.2	0.1	0.1	0.1	0.1	0.1	0.0	0.0	0.0	0.0	0.0	0.0
Vanuatu	846	0.7	1.0	0.7	0.4	0.4	0.5	0.5	0.4	0.4	0.3	0.3	0.3
Vietnam	582	127.5	156.2	181.6	194.7	202.1	236.7	129.2	151.9	169.5	184.5	211.8	258.1
Asia n.s.	598	11.6	14.0	15.6	16.2	14.4	1.4	10.9	9.8	8.3	16.0	34.0	33.8
Europe	170	1,251.6	1,294.0	1,255.7	986.7	980.9	1,143.7	1,336.4	1,354.6	1,337.3	1,061.2	1,013.1	1,190.4
Emerg. & Dev. Europe	903	696.4	731.4	750.6	655.0	659.4	759.7	548.5	585.5	620.7	567.1	586.6	656.4
Albania	914	4.5	4.5	4.7	4.2	4.5	5.0	2.0	2.4	2.5	2.0	2.1	2.5
Bosnia and Herzegovina	963	8.6	8.9	9.5	7.7	7.8	9.0	5.2	5.7	6.0	5.4	5.8	6.7
Bulgaria	918	31.3	30.8	31.9	28.4	29.8	34.8	26.3	28.8	29.5	25.1	26.0	30.7
Croatia	960	20.0	20.9	22.8	21.0	21.6	25.7	11.8	11.9	12.0	11.6	12.6	14.2
Faroe Islands	816	1.0	1.0	1.0	1.0	0.9	1.0	1.1	1.3	1.4	1.3	1.5	1.6
Gibraltar	823	18.4	17.6	13.8	9.1	7.9	8.6	1.3	0.9	1.8	0.4	0.3	0.5
Hungary	944	90.6	96.4	102.4	91.2	93.3	104.2	97.2	102.6	108.5	100.4	102.8	113.4
Kosovo	967	1.5	1.6	1.7	1.5	1.7	1.9	0.2	0.2	0.2	0.2	0.2	0.3
Macedonia, FYR	962	5.6	5.8	6.5	5.9	6.4	7.2	4.0	4.3	5.3	5.1	5.3	6.2
Montenegro	943	2.5	2.6	2.7	2.2	2.5	2.3	0.6	0.6	0.7	0.4	0.4	0.4
Poland	964	208.1	218.2	231.5	207.3	213.7	244.3	175.6	193.0	205.6	190.5	199.9	226.5
Romania	968	68.2	71.6	77.3	69.8	73.3	83.4	55.8	62.6	69.4	60.7	64.1	72.3
Serbia, Republic of	942	16.0	17.2	17.9	16.3	16.8	20.0	11.7	14.7	15.5	14.2	15.4	17.7
Turkey	186	220.1	234.1	226.7	189.5	179.1	212.3	155.8	156.4	162.2	149.6	150.1	163.4
CIS	901	552.3	559.4	501.8	328.9	318.4	380.5	784.7	764.9	712.7	491.7	423.9	530.4
Armenia	911	3.1	3.3	3.4	2.6	2.5	3.1	1.2	1.3	1.5	1.4	1.8	2.2
Azerbaijan, Rep. of	912	14.4	16.2	15.9	11.4	7.7	8.2	28.9	29.9	27.6	17.1	12.9	18.0
Belarus	913	39.8	36.0	34.4	24.4	23.2	28.8	30.9	27.2	26.4	19.9	18.9	22.6
Georgia	915	9.0	9.4	9.5	7.4	7.6	8.3	2.5	2.5	2.8	2.3	1.9	2.4
Kazakhstan	916	44.7	50.0	44.0	31.3	28.9	35.4	71.4	68.1	60.1	36.9	30.4	41.8
Kyrgyz Republic	917	9.2	9.6	9.5	7.2	8.2	8.8	1.2	1.6	1.3	1.1	0.9	1.4
Moldova	921	5.9	6.3	6.3	4.5	4.3	5.0	2.4	2.5	2.8	2.3	2.3	2.9
Russian Federation	922	317.7	321.4	292.9	182.1	178.9	215.0	553.4	542.3	510.0	348.4	298.5	372.1
Tajikistan	923	4.2	4.4	5.2	3.8	3.6	3.3	1.1	1.0	0.9	0.9	0.9	1.1
Turkmenistan	925	7.8	7.6	7.9	5.7	5.0	4.4	10.2	11.7	12.1	10.1	8.1	8.1
Ukraine	926	85.2	81.8	58.6	37.5	38.7	48.5	75.2	68.5	60.2	44.4	39.0	48.0
Uzbekistan	927	11.4	13.4	14.0	11.0	10.0	11.8	6.2	8.3	7.2	6.8	8.2	9.8
Europe n.s.	884	2.9	3.2	3.4	2.9	3.1	3.5	3.2	4.2	3.9	2.4	2.6	3.6
Mid East, N Africa, Pak	440	957.5	998.6	1,040.0	922.4	863.7	900.0	1,406.4	1,346.5	1,268.4	836.1	743.2	885.0
Afghanistan, I.R. of	512	9.5	8.5	8.6	8.1	7.0	7.6	0.8	0.8	1.0	0.9	1.1	1.0
Algeria	612	50.2	53.2	56.3	47.6	48.1	45.7	72.0	65.1	60.8	36.4	29.9	35.4
Bahrain, Kingdom of	419	22.0	21.6	21.2	16.2	13.9	15.8	13.0	12.0	12.8	9.9	7.7	10.5
Djibouti	611	4.9	4.7	4.8	5.1	5.3	5.7	0.2	0.2	0.2	0.2	0.2	0.2
Egypt	469	74.1	70.4	83.1	74.8	71.6	75.9	34.8	33.2	31.6	25.5	25.1	29.2
Iran, I.R. of	429	69.8	61.7	77.2	61.5	65.0	72.1	88.3	67.7	68.0	41.8	49.6	69.6
Iraq	433	35.9	40.3	40.1	34.3	28.8	32.5	95.4	90.1	86.9	54.6	49.2	68.1
Jordan	439	23.4	25.4	25.4	20.5	18.3	19.9	7.8	7.5	8.0	7.7	7.3	7.9
Kuwait	443	27.0	28.8	31.2	28.3	26.8	30.0	116.0	111.4	102.2	57.2	44.3	52.7

World (001)

In Billions of U.S. Dollars

		Exports (FOB)						Imports (CIF)					
		2012	2013	2014	2015	2016	2017	2012	2013	2014	2015	2016	2017
Lebanon	446	20.2	20.3	20.2	17.9	17.7	18.9	4.7	4.7	3.9	3.7	3.5	3.9
Libya	672	20.0	24.4	17.4	11.5	9.0	8.5	59.5	42.8	20.9	11.6	9.6	19.5
Mauritania	682	4.1	4.3	3.7	2.8	2.9	3.3	3.3	3.5	3.2	2.3	2.3	2.7
Morocco	686	38.5	39.4	39.9	33.1	36.9	40.0	22.7	23.2	24.8	24.1	24.9	27.6
Oman	449	30.4	34.2	33.2	33.6	31.6	34.5	50.5	54.1	50.7	33.1	27.9	32.3
Pakistan	564	48.3	50.3	52.4	49.8	52.6	60.5	26.1	24.9	26.0	23.5	21.7	22.7
Qatar	453	25.6	27.4	33.7	31.2	29.1	28.5	126.7	130.3	124.8	77.1	56.0	62.9
Saudi Arabia	456	146.1	160.6	166.4	159.2	128.5	122.6	389.4	380.8	361.1	218.5	176.0	211.2
Somalia	726	1.5	1.7	1.9	2.0	2.3	2.7	0.5	0.7	0.6	0.7	0.7	0.5
Sudan	732	9.1	10.0	9.3	9.2	8.6	9.2	7.1	6.3	5.7	4.0	4.1	5.1
Syrian Arab Republic	463	7.9	6.3	7.3	5.5	4.4	5.0	2.5	1.6	1.2	1.0	0.8	0.8
Tunisia	744	23.3	23.8	23.7	19.1	18.5	19.4	16.6	17.3	16.6	14.0	13.7	14.2
United Arab Emirates	466	252.6	265.3	270.6	243.0	228.7	233.5	257.8	256.7	245.5	183.4	184.2	201.7
West Bank and Gaza	487	0.5	0.6	0.7	0.8	0.8	1.0	0.1	0.1	0.1	0.1	0.1	0.1
Yemen, Republic of	474	11.7	14.4	11.8	7.3	7.5	7.5	8.9	9.9	9.4	2.1	1.1	2.4
Middle East n.s.	489	1.0	1.1	0.0	0.0	0.0	0.0	1.8	1.8	2.4	2.5	2.3	2.3
Sub-Saharan Africa	603	392.3	407.9	416.6	349.5	304.9	324.0	484.0	476.3	465.7	324.3	294.6	337.9
Angola	614	21.6	24.1	27.9	17.8	11.4	12.2	74.9	72.6	65.9	37.5	28.6	35.0
Benin	638	6.6	7.9	8.6	6.9	5.3	5.4	2.3	2.3	2.7	1.5	1.4	1.6
Botswana	616	7.6	7.7	7.3	6.6	5.6	5.6	5.5	6.7	6.4	4.6	7.3	7.4
Burkina Faso	748	2.5	3.2	2.8	2.8	2.5	3.1	2.1	2.0	2.1	1.8	2.0	2.7
Burundi	618	0.5	0.5	0.5	0.4	0.4	0.5	0.3	0.3	0.3	0.3	0.2	0.2
Cabo Verde	624	0.7	0.8	0.8	0.6	0.7	0.7	0.1	0.1	0.1	0.5	0.3	0.1
Cameroon	622	6.7	7.2	7.4	6.4	5.6	5.9	5.7	5.7	6.0	5.1	4.2	4.9
Central African Rep.	626	0.3	0.4	0.3	0.6	0.2	0.3	0.2	0.1	0.1	0.2	0.1	0.1
Chad	628	0.9	1.2	1.3	0.8	0.6	0.6	3.3	3.2	3.2	2.4	1.7	1.3
Comoros	632	0.2	0.2	0.2	0.4	0.5	0.3	0.1	0.1	0.1	0.0	0.1	0.1
Congo, Dem. Rep. of	636	6.2	7.0	6.7	6.0	4.8	5.0	7.2	8.1	8.4	6.6	6.1	8.3
Congo, Republic of	634	4.3	4.8	5.4	5.6	5.1	2.8	11.9	11.6	11.2	6.8	5.6	7.4
Côte d'Ivoire	662	8.7	10.7	10.5	9.8	8.9	10.3	10.5	11.2	11.4	10.6	11.1	12.1
Equatorial Guinea	642	2.3	3.1	2.5	1.7	1.2	0.9	15.7	14.6	13.2	7.3	5.0	5.4
Eritrea	643	0.5	0.6	0.4	0.5	0.3	0.3	0.6	0.3	0.6	0.5	0.4	0.4
Eswatini, Kingdom of	734	1.8	1.7	1.8	1.6	1.5	1.6	2.2	2.3	2.2	1.9	1.8	2.0
Estonia	939	23.0	22.8	22.1	17.2	17.6	19.2	14.1	14.6	16.6	12.6	13.7	14.3
Ethiopia	644	8.0	7.9	10.7	11.7	11.1	10.9	2.7	2.7	3.2	3.3	3.1	3.2
Gabon	646	3.6	4.8	4.3	3.0	2.2	2.3	11.7	11.8	10.7	6.6	5.4	6.5
Gambia, The	648	0.9	1.0	1.1	1.0	0.9	1.2	0.2	0.1	0.1	0.1	0.2	0.2
Ghana	652	20.6	18.7	17.0	16.0	15.1	16.4	11.5	13.2	13.2	11.9	12.5	12.9
Guinea	656	3.4	3.9	3.8	3.5	3.6	4.1	2.1	2.6	2.8	2.0	3.5	6.3
Guinea-Bissau	654	0.3	0.3	0.4	0.3	0.4	0.4	0.2	0.2	0.2	0.3	0.4	0.4
Kenya	664	20.7	20.9	24.4	20.9	18.0	18.4	6.2	6.4	7.0	6.2	5.7	5.8
Lesotho	666	1.9	1.7	1.6	1.4	1.4	1.6	0.9	0.9	1.0	1.0	0.9	1.1
Liberia	668	14.8	13.5	11.8	8.6	10.0	8.6	1.3	1.4	1.5	1.3	1.1	1.3
Madagascar	674	3.4	3.8	3.9	3.3	3.2	3.8	1.8	2.1	2.5	2.5	2.7	3.5
Malawi	676	1.8	1.9	1.6	1.6	1.5	1.7	1.2	1.2	1.1	1.0	1.0	1.0
Mali	678	2.7	3.2	3.5	3.2	3.7	3.5	2.6	3.0	3.3	3.6	2.8	1.7
Mauritius	684	5.2	4.7	5.5	4.6	4.2	4.7	2.4	2.7	2.6	2.9	2.5	2.4
Mozambique	688	8.8	12.1	13.1	10.2	8.0	9.4	4.9	5.3	6.3	4.6	4.5	6.3
Namibia	728	6.7	7.5	8.2	7.4	6.4	5.6	4.5	4.1	4.4	4.7	3.9	4.7
Niger	692	1.2	1.4	1.7	1.3	1.0	1.2	1.0	1.2	0.9	1.0	0.7	0.7
Nigeria	694	44.3	49.7	53.3	41.3	32.2	38.2	113.2	101.6	98.8	55.2	37.8	48.6
Rwanda	714	1.3	1.3	1.4	1.3	1.5	1.3	0.4	0.5	0.6	0.5	0.5	0.7
São Tomé & Príncipe	716	0.2	0.2	0.2	0.1	0.1	0.1	0.0	0.0	0.0	0.0	0.0	0.0
Senegal	722	9.0	8.8	9.1	8.5	8.7	9.9	2.6	2.6	2.7	3.0	3.1	3.6
Seychelles	718	1.0	1.1	1.0	1.1	1.0	1.2	0.4	0.6	0.5	0.5	0.6	0.6
Sierra Leone	724	1.6	1.4	1.3	1.4	1.0	1.2	1.0	1.9	2.3	0.6	0.7	0.9
South Africa	199	121.2	115.4	109.3	93.2	82.6	87.0	146.8	143.6	139.8	102.5	104.5	113.7
South Sudan, Rep. of	733	0.1	0.3	0.2	0.5	0.4	0.7	0.1	2.5	4.3	2.3	1.5	1.3
Tanzania	738	11.6	14.5	15.2	12.0	10.6	10.2	5.2	5.4	5.2	5.0	5.3	5.1
Togo	742	9.6	10.4	13.0	10.0	7.8	9.0	2.7	2.8	2.8	2.3	2.1	2.8

World (001)

In Billions of U.S. Dollars

		Exports (FOB)						Imports (CIF)					
		2012	2013	2014	2015	2016	2017	2012	2013	2014	2015	2016	2017
Uganda	746	3.9	3.8	3.7	3.5	3.7	4.1	1.9	1.9	2.0	1.9	2.1	2.8
Zambia	754	7.1	7.7	7.2	5.7	5.9	7.0	9.1	9.7	8.9	7.3	7.2	8.3
Zimbabwe	698	4.6	4.4	4.3	4.1	3.7	3.9	2.9	2.9	2.8	2.6	2.3	2.6
Africa n.s.	799	1.1	0.5	0.4	0.4	0.5	1.4	0.2	0.1	0.2	0.1	0.2	0.2
Western Hemisphere	205	1,103.1	1,109.7	1,103.4	968.4	893.3	975.8	1,210.0	1,194.1	1,168.2	998.4	957.2	1,058.7
Anguilla	312	0.0	0.1	0.0	0.0	0.0	0.1	0.0	0.0	0.0	0.0	0.0	0.0
Antigua and Barbuda	311	2.1	1.6	1.3	1.5	1.0	1.2	0.2	0.3	0.3	0.3	0.3	0.3
Argentina	213	62.5	69.1	58.7	54.9	52.0	63.2	84.9	81.1	73.2	62.1	61.1	63.3
Aruba	314	3.1	3.7	4.2	2.9	2.0	2.1	1.8	0.7	0.6	0.3	0.2	0.2
Bahamas, The	313	11.2	9.6	10.8	9.6	7.3	9.0	3.0	3.9	4.1	2.2	1.6	1.3
Barbados	316	1.4	1.8	1.7	1.4	1.2	1.5	0.4	0.5	0.5	0.4	0.3	0.4
Belize	339	1.3	1.2	1.1	1.0	1.0	1.0	0.6	0.6	0.5	0.5	0.5	0.6
Bermuda	319	2.8	2.9	3.4	3.9	3.1	2.1	0.3	0.4	0.1	0.6	0.5	0.3
Bolivia	218	7.1	8.2	8.8	7.4	7.6	7.4	10.4	11.2	12.3	8.6	7.0	7.5
Brazil	223	236.0	241.1	230.3	167.3	143.8	166.3	261.6	247.4	242.6	209.0	201.6	235.1
Chile	228	71.9	70.2	65.4	59.6	56.2	61.5	81.6	81.5	80.0	68.3	62.5	71.3
Colombia	233	52.2	54.1	57.9	48.2	41.5	43.6	62.2	61.6	60.0	42.6	37.3	43.0
Costa Rica	238	14.6	14.9	14.5	13.2	13.5	13.8	35.9	36.3	33.1	13.2	12.8	13.7
Curacao	354	0.1	0.2	0.6	0.7	0.8	1.2	0.2	0.5	0.5	0.3	0.9	0.4
Dominica	321	0.4	0.4	0.5	0.5	0.5	0.6	0.2	0.2	0.2	0.2	0.2	0.1
Dominican Republic	243	14.8	14.7	15.7	15.1	16.1	16.5	7.5	8.3	9.0	8.5	8.9	9.0
Ecuador	248	21.8	22.9	23.6	18.2	14.3	18.1	26.7	28.0	28.0	20.5	17.9	19.8
El Salvador	253	9.3	8.6	8.5	8.4	8.0	8.4	5.6	5.5	5.3	5.6	5.5	5.9
Falkland Islands	323	0.1	0.1	0.2	0.3	0.1	0.1	0.2	0.2	0.2	0.2	0.3	0.2
Greenland	326	0.8	0.9	0.9	0.7	0.7	0.7	0.7	0.8	0.7	0.8	0.9	1.0
Grenada	328	0.2	0.3	0.3	0.3	0.2	0.3	0.1	0.1	0.1	0.1	0.0	0.1
Guatemala	258	14.5	14.6	14.9	15.1	14.6	16.2	10.8	10.7	11.2	11.4	10.8	11.8
Guyana	336	1.4	1.6	1.5	1.4	1.4	1.5	1.7	1.5	1.6	1.3	1.6	1.6
Haiti	263	3.8	4.1	4.2	3.6	3.4	4.0	0.9	1.0	1.1	1.1	1.1	1.1
Honduras	268	11.3	10.5	11.0	10.5	9.9	10.5	8.6	8.3	8.6	8.5	8.3	8.7
Jamaica	343	6.0	5.9	5.3	4.4	4.4	5.3	1.4	1.3	1.3	1.3	1.1	1.2
Mexico	273	331.2	343.8	368.9	365.8	360.0	386.2	396.0	400.7	413.7	403.4	401.3	434.5
Netherlands Antilles	353	4.5	3.5	9.5	5.2	3.9	3.0	3.5	2.4	2.1	1.2	0.9	0.9
Nicaragua	278	5.8	5.7	5.8	6.0	6.1	6.2	5.1	5.4	5.7	5.6	5.8	5.6
Panama	283	70.2	64.7	53.8	40.6	35.3	39.0	9.3	9.2	7.5	6.9	5.7	7.3
Paraguay	288	9.6	10.2	10.6	8.7	8.6	10.6	5.7	7.7	7.9	6.2	6.6	7.0
Peru	293	38.9	39.4	37.7	35.3	33.0	36.4	47.8	45.3	41.0	35.5	37.4	45.6
Sint Maarten	352	0.0	0.2	0.2	0.2	0.2	0.5	0.0	0.0	0.0	0.0	0.1	0.1
St. Kitts and Nevis	361	0.3	0.5	0.5	0.4	0.4	0.4	0.1	0.1	0.1	0.1	0.1	0.1
St. Lucia	362	2.0	1.1	2.4	1.6	1.1	1.7	0.1	0.1	0.2	0.2	0.2	0.1
St. Vincent & Grens.	364	0.4	0.5	0.5	0.4	0.3	0.3	0.1	0.1	0.1	0.1	0.2	0.2
Suriname	366	1.9	2.1	1.8	1.6	1.1	1.3	2.8	2.4	2.3	1.8	1.5	2.2
Trinidad and Tobago	369	6.6	7.0	6.4	6.4	5.9	5.6	20.0	19.8	19.1	12.9	8.6	10.0
Uruguay	298	13.7	14.5	14.2	12.0	10.7	11.4	11.0	11.2	11.6	10.1	9.3	10.1
Venezuela, Rep. Bol.	299	59.2	47.1	39.3	28.4	15.2	10.5	85.8	79.2	71.1	38.2	29.2	32.2
Western Hem. n.s.	399	7.8	6.1	6.5	6.0	6.8	6.4	15.4	18.6	10.7	8.3	7.0	4.9
Other Countries n.i.e	910	14.6	15.5	13.4	12.0	11.3	11.5	7.1	7.6	6.8	5.4	4.9	4.1
Cuba	928	10.4	11.1	9.3	8.5	7.7	7.8	3.8	4.0	3.4	2.3	1.7	2.1
Korea, Dem. People's Rep.	954	4.3	4.4	4.1	3.5	3.5	3.6	3.3	3.6	3.4	3.1	3.1	2.0
Special Categories	899	60.5	58.9	52.0	43.9	42.2	48.3	161.4	176.1	164.7	167.5	143.5	11.3
Countries & Areas n.s.	898	84.2	101.2	84.4	57.8	53.0	69.1	137.1	163.6	165.4	186.6	172.5	236.8
Memorandum Items													
Africa	605	523.8	544.8	556.1	467.9	427.0	449.2	606.3	590.2	573.3	403.8	368.9	422.4
Middle East	405	768.1	802.7	839.3	745.5	681.6	706.0	1,257.1	1,204.4	1,129.5	729.9	644.7	775.4
European Union	998	5,872.8	5,934.6	6,075.5	5,269.3	5,255.3	5,768.8	5,690.3	5,913.7	6,005.5	5,295.3	5,277.0	5,764.4
Export earnings: fuel	080	1,306.3	1,362.7	1,357.6	1,089.8	978.8	1,040.2	2,390.9	2,301.9	2,160.9	1,385.9	1,175.6	1,429.7
Export earnings: nonfuel	092	16,970.9	17,323.0	17,426.1	15,300.5	14,863.1	16,489.9	16,152.8	16,522.4	16,776.4	15,210.5	15,016.8	16,341.7

Advanced Economies (110)

In Billions of U.S. Dollars

		Exports (FOB)						Imports (CIF)					
		2012	2013	2014	2015	2016	2017	2012	2013	2014	2015	2016	2017
IFS World		10,539.5	10,689.4	10,836.2	9,613.9	9,537.1	10,071.3	11,338.6	11,361.5	11,527.6	10,109.6	9,994.2	10,632.9
World	001	10,768.6	11,019.0	11,077.6	9,877.5	9,712.7	10,645.9	11,559.5	11,541.3	11,669.4	10,339.3	10,185.9	11,000.3
Advanced Economies	110	6,960.0	7,063.9	7,146.1	6,379.6	6,358.6	6,873.1	6,761.0	6,800.7	6,901.0	6,196.7	6,188.9	6,619.9
Euro Area	163	3,108.8	3,154.0	3,207.2	2,787.8	2,810.2	3,056.1	3,307.2	3,378.2	3,466.3	3,071.9	3,096.1	3,338.3
Austria	122	141.3	144.3	144.5	126.6	128.9	140.7	127.8	134.1	137.2	120.0	121.0	133.2
Belgium	124	335.6	342.7	345.2	288.0	285.4	303.8	334.9	344.6	349.2	301.8	302.2	320.8
Cyprus	423	9.4	9.4	8.6	6.5	7.1	8.3	4.7	4.0	2.6	2.2	2.1	2.1
Estonia	939	14.9	15.0	14.2	11.6	11.9	13.5	11.0	11.9	12.9	10.1	11.0	11.2
Finland	172	56.7	56.7	57.6	47.3	47.7	53.2	53.7	55.2	56.2	48.6	47.4	53.2
France	132	540.7	549.6	544.2	468.2	472.2	509.4	430.3	441.3	453.1	396.3	394.1	419.2
Germany	134	848.2	856.0	872.7	762.2	764.3	829.9	978.3	999.5	1,033.9	929.2	930.4	991.6
Greece	174	31.4	30.6	32.5	26.8	28.3	30.4	14.9	15.5	15.6	14.1	14.1	15.8
Ireland	178	59.4	64.7	67.7	62.8	62.9	67.4	129.7	123.3	127.6	139.2	142.8	147.9
Italy	136	293.5	292.9	299.0	265.5	276.0	301.0	340.5	342.9	356.3	317.8	325.7	355.1
Latvia	941	12.7	13.7	13.4	11.2	11.1	12.8	9.4	9.7	10.3	8.6	9.1	10.0
Lithuania	946	15.3	17.2	17.4	15.4	16.2	18.7	17.7	18.3	18.1	16.1	16.5	19.0
Luxembourg	137	25.2	25.4	25.7	20.4	20.1	22.3	17.7	18.4	19.5	17.4	16.7	16.8
Malta	181	10.1	8.7	10.1	10.0	8.4	8.5	3.9	4.4	3.5	3.2	4.2	3.3
Netherlands	138	384.4	384.9	390.6	331.7	329.7	363.3	517.1	527.1	526.5	439.1	438.2	489.4
Portugal	182	52.5	56.5	59.9	52.3	53.8	60.9	42.1	45.1	46.1	41.5	42.5	46.0
Slovak Republic	936	53.0	55.6	57.6	53.1	52.7	56.4	53.0	55.0	57.1	51.5	54.3	58.9
Slovenia	961	21.5	22.0	23.0	20.4	21.0	24.2	19.0	20.2	21.8	19.1	20.3	22.7
Spain	184	202.9	208.1	223.4	205.8	212.5	231.2	201.3	207.8	218.9	196.2	203.5	222.1
Australia	193	141.7	131.9	125.4	112.8	106.2	124.1	133.3	116.5	112.8	92.6	91.9	104.2
Canada	156	360.8	369.6	378.7	341.9	328.4	349.8	392.5	397.1	411.5	349.6	332.0	360.1
China,P.R.: Hong Kong	532	263.9	305.1	277.6	252.3	249.1	276.2	35.3	33.9	36.3	36.8	47.1	41.3
China,P.R.: Macao	546	6.2	7.7	8.3	7.5	7.3	7.7	1.0	1.3	1.1	1.2	1.2	1.3
Czech Republic	935	100.0	101.1	106.8	96.7	99.8	111.4	118.9	122.0	131.3	120.4	126.0	137.9
Denmark	128	73.8	77.6	80.4	68.2	68.5	74.5	83.3	83.9	82.9	71.6	70.6	76.1
Iceland	176	3.6	3.6	3.9	3.8	5.1	5.4	4.3	4.4	4.5	4.4	4.0	4.7
Israel	436	42.7	42.5	44.1	40.5	43.7	43.2	46.9	48.7	50.3	47.7	44.9	47.1
Japan	158	308.0	291.6	286.8	245.2	243.6	272.9	451.5	415.1	399.0	370.5	380.0	369.2
Korea, Republic of	542	220.8	213.7	216.4	194.6	191.0	221.9	226.4	223.5	230.6	216.3	215.6	239.3
New Zealand	196	22.9	23.0	25.4	21.6	21.4	24.0	22.5	22.0	23.4	20.6	19.7	20.2
Norway	142	71.3	74.0	73.9	63.3	63.4	67.9	147.8	135.0	126.1	94.6	80.8	98.2
San Marino	135	0.3	0.2	0.2	0.2	0.2	0.2	0.1	0.1	0.1	0.1	0.1	0.1
Singapore	576	160.0	160.2	160.5	138.0	131.6	147.6	128.1	117.5	117.2	108.6	107.5	110.9
Sweden	144	125.8	124.9	126.7	109.1	111.3	121.2	132.8	131.5	131.4	112.1	111.0	121.2
Switzerland	146	210.3	263.1	220.2	206.5	192.6	213.5	201.3	193.0	198.6	190.7	216.6	209.9
Taiwan Prov.of China	528	143.8	142.3	141.6	129.1	132.1	144.1	173.0	178.6	190.1	179.4	177.0	197.7
United Kingdom	112	521.7	494.3	519.9	481.1	492.6	496.3	357.8	410.6	370.7	335.2	308.7	335.5
United States	111	1,073.5	1,083.3	1,141.9	1,079.5	1,060.4	1,115.1	797.1	787.8	816.9	772.4	758.3	806.9
Vatican	187	0.1	0.1	0.1	0.0	0.0	0.1	0.0	0.0	0.0	0.0	0.0	0.0
Emerg. & Dev. Economies	200	3,727.3	3,862.4	3,852.7	3,440.9	3,304.5	3,709.0	4,737.9	4,676.8	4,709.6	4,097.1	3,956.8	4,329.6
Emerg. & Dev. Asia	505	1,758.7	1,816.2	1,816.8	1,688.2	1,631.2	1,900.9	2,237.1	2,263.4	2,367.9	2,302.2	2,253.7	2,420.1
American Samoa	859	0.2	0.2	0.2	0.1	0.1	0.1	0.1	0.0	0.0	0.0	0.0	0.0
Bangladesh	513	10.4	11.4	13.2	12.4	12.9	15.3	20.9	23.6	25.6	27.2	28.5	29.1
Bhutan	514	0.1	0.1	0.0	0.1	0.1	0.0	0.0	0.0	0.0	0.1	0.0	0.0
Brunei Darussalam	516	3.6	4.8	3.6	3.1	2.0	1.3	10.3	8.2	7.4	4.6	3.1	3.1
Cambodia	522	3.9	4.1	4.4	4.5	4.4	7.0	7.3	8.0	9.3	10.3	12.5	12.2
China,P.R.: Mainland	924	1,050.2	1,115.8	1,128.6	1,057.1	1,017.7	1,194.5	1,501.7	1,529.7	1,607.1	1,585.9	1,528.3	1,622.0
Fiji	819	1.5	1.7	1.7	1.5	1.3	1.5	0.6	0.6	0.6	0.5	0.5	0.6
F.T. French Polynesia	887	1.5	1.4	1.5	1.2	1.2	1.3	0.2	0.2	0.2	0.2	0.2	0.2
F.T. New Caledonia	839	2.6	2.4	2.5	2.0	1.8	2.0	1.2	1.2	1.2	0.9	0.8	0.7
Guam	829	1.0	0.9	1.1	0.8	0.7	0.7	0.0	0.0	0.0	0.0	0.0	0.0
India	534	166.5	154.7	150.4	147.4	136.8	167.7	137.2	135.2	138.8	125.4	126.5	142.5
Indonesia	536	113.7	106.5	99.7	79.0	73.1	75.8	125.0	117.3	113.2	95.4	89.5	94.7
Kiribati	826	0.1	0.1	0.1	0.1	0.1	0.1	0.0	0.0	0.0	0.0	0.0	0.0
Lao People's Dem.Rep	544	0.7	0.6	0.8	0.7	0.5	0.6	0.5	0.6	0.5	0.5	0.6	0.6
Malaysia	548	126.2	127.1	125.3	103.2	99.6	112.9	166.4	166.6	172.7	152.2	146.2	167.2

Advanced Economies (110)

In Billions of U.S. Dollars

		Exports (FOB)						Imports (CIF)					
		2012	2013	2014	2015	2016	2017	2012	2013	2014	2015	2016	2017
Maldives	556	0.5	0.5	0.6	0.5	0.5	0.6	0.2	0.1	0.1	0.2	0.1	0.1
Marshall Islands	867	0.2	0.4	1.4	1.1	2.3	10.1	0.0	0.0	0.2	0.2	0.3	0.3
Micronesia	868	0.0	0.0	0.0	0.0	0.0	0.1	0.0	0.0	0.0	0.0	0.0	0.0
Mongolia	948	2.2	1.8	1.4	1.0	1.0	1.2	0.4	0.6	0.6	0.6	0.9	0.8
Myanmar	518	4.6	5.0	5.7	5.6	5.5	5.6	1.5	1.9	2.4	2.6	3.1	4.2
Nauru	836	0.0	0.1	0.1	0.1	0.0	0.0	0.1	0.1	0.0	0.0	0.0	0.0
Nepal	558	0.5	0.6	0.7	0.8	0.6	1.0	0.2	0.2	0.3	0.3	0.3	0.2
Palau	565	0.0	0.0	0.0	0.0	0.1	0.1	0.0	0.0	0.0	0.0	0.0	0.0
Papua New Guinea	853	6.2	4.6	4.1	3.1	2.9	2.7	6.7	5.4	8.1	7.2	6.6	7.2
Philippines	566	55.9	56.9	59.8	51.8	53.8	62.6	44.3	44.0	47.6	46.4	47.4	54.7
Samoa	862	0.3	0.2	0.2	0.2	0.2	0.3	0.1	0.1	0.0	0.0	0.0	0.0
Solomon Islands	813	0.3	0.3	0.3	0.2	0.2	0.3	0.2	0.2	0.2	0.1	0.1	0.1
Sri Lanka	524	6.0	6.5	6.8	7.3	5.9	7.2	6.7	6.9	7.5	7.2	7.0	7.3
Thailand	578	122.6	117.6	104.2	97.5	92.8	108.4	120.2	116.2	119.9	116.1	118.4	124.2
Timor-Leste	537	0.3	0.1	0.2	0.2	0.1	0.1	0.6	0.4	0.1	0.3	0.0	0.1
Tonga	866	0.1	0.1	0.1	0.1	0.1	0.1	0.0	0.0	0.0	0.0	0.0	0.0
Tuvalu	869	0.1	0.1	0.1	0.0	0.0	0.0	0.0	0.0	0.0	0.0	0.0	0.0
Vanuatu	846	0.4	0.4	0.3	0.2	0.2	0.2	0.1	0.1	0.1	0.1	0.1	0.1
Vietnam	582	67.2	77.1	84.3	93.5	101.7	119.1	80.5	93.0	103.8	117.4	129.9	147.5
Asia n.s.	598	9.1	11.9	13.4	11.8	10.8	0.6	3.5	2.8	0.2	0.2	2.7	0.2
Europe	170	703.2	737.5	720.3	580.3	585.6	669.2	746.4	778.3	783.8	630.5	613.5	706.0
Emerg. & Dev. Europe	903	447.2	479.7	496.0	440.9	449.4	508.0	353.5	382.8	417.1	392.1	410.9	453.2
Albania	914	3.0	2.9	3.1	2.6	2.8	3.1	1.4	1.7	1.7	1.4	1.5	1.7
Bosnia and Herzegovina	963	4.0	4.1	4.4	3.8	4.0	4.5	3.0	3.5	3.7	3.3	3.5	3.9
Bulgaria	918	16.0	17.2	18.7	16.4	16.4	18.8	14.2	16.1	16.8	14.6	15.4	17.7
Croatia	960	12.8	12.8	14.6	13.9	14.8	16.9	7.2	7.4	7.5	7.6	8.4	9.5
Faroe Islands	816	1.0	1.0	1.0	0.7	0.8	0.9	0.8	0.9	1.0	0.8	0.9	0.9
Gibraltar	823	16.4	16.0	11.5	7.2	5.9	7.2	1.2	0.7	1.6	0.4	0.2	0.3
Hungary	944	64.9	69.7	75.9	69.0	70.5	78.3	70.1	73.7	79.7	74.4	76.7	83.0
Kosovo	967	0.7	0.7	0.7	0.6	0.7	0.8	0.2	0.2	0.1	0.1	0.1	0.1
Macedonia, FYR	962	3.5	3.7	4.2	3.7	4.0	4.5	2.5	2.8	3.6	3.4	3.7	4.2
Montenegro	943	0.9	1.0	1.0	0.8	1.0	0.9	0.3	0.3	0.3	0.2	0.1	0.1
Poland	964	155.2	165.3	178.9	162.2	167.2	188.3	139.6	152.5	164.6	155.6	164.1	184.4
Romania	968	42.8	46.4	50.0	45.6	48.6	54.9	34.9	39.4	44.4	40.3	43.2	49.0
Serbia, Republic of	942	8.7	9.5	9.7	9.1	9.6	10.9	5.5	7.7	8.1	7.6	8.3	8.9
Turkey	186	117.2	129.2	122.3	105.2	103.1	118.0	72.7	76.0	84.0	82.5	84.9	89.5
CIS	901	254.5	256.2	222.5	138.1	134.7	159.6	392.7	395.3	366.6	238.3	202.5	252.7
Armenia	911	1.0	1.1	1.1	0.7	0.7	0.9	0.5	0.6	0.6	0.5	0.6	0.7
Azerbaijan, Rep. of	912	5.1	6.1	6.4	5.0	3.3	2.7	21.7	21.4	19.8	12.7	9.2	12.9
Belarus	913	8.5	9.4	8.2	5.3	4.6	5.7	5.4	4.1	4.3	3.7	2.8	3.1
Georgia	915	3.1	3.2	3.2	2.2	2.4	2.5	1.0	0.9	1.1	0.9	0.7	0.7
Kazakhstan	916	11.0	12.8	11.4	8.0	7.2	7.0	35.6	35.2	31.1	18.6	14.9	21.1
Kyrgyz Republic	917	0.9	0.9	0.9	0.4	0.4	0.5	0.4	0.5	0.5	0.5	0.1	0.5
Moldova	921	1.5	1.7	1.6	1.3	1.2	1.4	0.7	0.8	1.0	0.8	0.9	1.1
Russian Federation	922	190.0	187.5	163.8	97.4	94.4	115.0	307.6	312.2	289.1	184.9	157.2	192.4
Tajikistan	923	0.3	0.4	0.5	0.3	0.2	0.2	0.4	0.2	0.2	0.3	0.2	0.2
Turkmenistan	925	2.1	1.8	2.2	1.4	2.1	1.5	0.9	1.2	1.1	0.4	0.6	0.2
Ukraine	926	27.3	27.1	18.6	12.6	15.0	18.8	17.5	16.3	16.1	12.8	12.2	15.8
Uzbekistan	927	3.6	4.2	4.5	3.4	3.3	3.3	1.0	2.0	1.7	2.1	3.1	3.9
Europe n.s.	884	1.6	1.7	1.8	1.3	1.5	1.6	0.1	0.1	0.1	0.1	0.1	0.2
Mid East, N Africa, Pak	440	424.0	451.7	459.6	418.6	389.5	392.7	790.9	721.0	661.6	398.8	352.2	409.4
Afghanistan, I.R. of	512	3.0	2.3	1.5	0.9	1.4	1.5	0.1	0.1	0.1	0.1	0.1	0.0
Algeria	612	30.8	33.3	35.7	28.3	26.9	24.4	59.6	53.8	49.8	29.6	24.0	27.0
Bahrain, Kingdom of	419	5.8	5.2	5.9	5.6	4.8	5.7	4.9	4.3	4.1	3.2	2.5	3.4
Djibouti	611	0.6	0.6	0.5	0.6	0.7	0.7	0.0	0.0	0.0	0.1	0.1	0.1
Egypt	469	31.5	30.8	35.3	32.5	30.9	30.6	17.7	15.1	14.4	10.7	10.1	11.4
Iran, I.R. of	429	18.5	13.6	15.2	13.0	14.6	18.5	26.8	15.0	13.3	7.8	15.7	24.3
Iraq	433	10.8	13.0	11.5	9.4	7.5	7.4	56.4	47.8	44.6	26.1	24.2	33.6
Jordan	439	8.9	9.9	10.0	8.5	8.0	8.8	2.0	2.2	2.4	2.6	2.5	2.7
Kuwait	443	13.5	14.6	15.9	13.7	13.7	15.7	68.3	65.9	58.7	31.6	23.7	26.7

Advanced Economies (110)

In Billions of U.S. Dollars

		Exports (FOB)						Imports (CIF)					
		2012	2013	2014	2015	2016	2017	2012	2013	2014	2015	2016	2017
Lebanon	446	10.9	11.3	11.1	9.8	9.7	10.7	1.5	1.2	0.9	0.8	0.8	0.9
Libya	672	10.2	12.7	8.6	5.4	4.7	4.5	48.6	36.6	18.5	8.8	6.0	15.5
Mauritania	682	2.0	1.9	1.6	1.0	0.9	1.0	1.3	1.3	1.3	1.0	1.0	1.2
Morocco	686	25.3	26.1	26.9	22.3	25.8	28.0	14.3	15.7	17.1	16.0	17.4	19.4
Oman	449	12.6	12.0	12.6	12.7	11.2	13.0	22.0	18.6	14.7	8.7	7.1	7.6
Pakistan	564	12.2	11.4	12.2	12.5	14.0	16.5	11.4	12.1	13.3	12.3	12.0	12.7
Qatar	453	15.3	16.9	20.5	20.1	19.2	18.2	90.5	92.2	85.6	51.2	33.9	36.4
Saudi Arabia	456	84.3	90.8	92.8	91.0	73.1	68.9	231.6	212.4	202.0	108.7	89.3	102.6
Somalia	726	0.1	0.1	0.1	0.2	0.2	0.3	0.0	0.0	0.0	0.0	0.0	0.0
Sudan	732	2.0	2.1	1.8	1.6	1.9	1.5	0.8	0.9	0.5	0.6	0.6	0.2
Syrian Arab Republic	463	2.2	1.3	1.2	0.8	0.7	0.9	0.3	0.2	0.1	0.1	0.1	0.1
Tunisia	744	15.5	15.9	15.7	12.8	12.5	13.4	13.3	14.0	13.4	11.3	10.9	11.4
United Arab Emirates	466	104.6	121.9	119.1	113.9	105.8	101.1	117.9	108.6	102.8	67.0	70.1	72.0
West Bank and Gaza	487	0.2	0.2	0.2	0.2	0.3	0.4	0.0	0.0	0.0	0.0	0.0	0.0
Yemen, Republic of	474	3.2	3.8	3.6	1.7	1.2	1.2	1.9	2.9	3.8	0.6	0.1	0.1
Sub-Saharan Africa	603	157.4	165.6	163.9	132.0	114.2	120.9	227.4	203.4	189.8	137.7	123.6	132.9
Angola	614	11.2	13.0	14.6	9.5	6.1	6.1	26.7	27.3	23.1	14.0	9.1	6.4
Benin	638	1.9	1.9	2.3	1.8	1.0	0.9	0.1	0.2	0.2	0.1	0.1	0.1
Botswana	616	1.8	1.8	1.2	1.0	0.8	0.5	4.5	5.3	3.7	2.6	3.8	3.1
Burkina Faso	748	1.0	1.1	0.9	0.8	0.8	1.0	1.5	1.5	1.6	1.1	1.5	1.6
Burundi	618	0.2	0.1	0.2	0.1	0.1	0.1	0.1	0.1	0.0	0.1	0.0	0.0
Cabo Verde	624	0.6	0.7	0.6	0.4	0.5	0.6	0.1	0.1	0.1	0.5	0.3	0.1
Cameroon	622	2.6	2.9	2.7	2.3	2.2	2.0	3.1	3.7	3.5	2.3	2.2	2.4
Central African Rep.	626	0.2	0.3	0.2	0.5	0.1	0.1	0.1	0.0	0.0	0.1	0.0	0.0
Chad	628	0.4	0.5	0.7	0.4	0.3	0.2	2.9	2.8	2.8	1.7	1.1	0.8
Comoros	632	0.1	0.1	0.1	0.1	0.1	0.1	0.1	0.0	0.0	0.0	0.0	0.0
Congo, Dem. Rep. of	636	1.7	1.8	1.6	1.6	1.2	1.2	1.2	1.8	1.9	1.3	1.8	2.1
Congo, Republic of	634	2.0	2.2	2.6	2.7	3.1	1.2	5.7	4.0	3.7	2.5	1.9	1.6
Côte d'Ivoire	662	3.1	3.4	3.8	3.6	3.3	3.9	6.0	6.1	6.4	6.4	7.0	7.1
Equatorial Guinea	642	1.3	2.2	1.7	1.1	0.8	0.5	12.9	9.8	7.4	4.3	2.6	2.6
Eritrea	643	0.2	0.1	0.1	0.1	0.1	0.1	0.6	0.2	0.0	0.0	0.0	0.1
Eswatini, Kingdom of	734	0.1	0.1	0.1	0.1	0.1	0.1	0.3	0.4	0.3	0.2	0.2	0.1
Estonia	939	14.9	15.0	14.2	11.6	11.9	13.5	11.0	11.9	12.9	10.1	11.0	11.2
Ethiopia	644	3.2	2.6	3.8	4.0	3.5	4.1	1.4	1.4	1.6	1.9	1.5	1.7
Gabon	646	2.3	2.5	2.4	1.5	1.2	1.1	7.7	6.7	5.5	3.4	2.2	1.8
Gambia, The	648	0.2	0.2	0.2	0.2	0.2	0.3	0.0	0.0	0.0	0.0	0.0	0.0
Ghana	652	8.0	6.8	6.2	5.2	5.0	5.4	6.4	7.0	7.2	5.0	5.7	5.4
Guinea	656	1.5	1.8	1.4	1.2	1.3	1.5	1.1	1.1	1.5	0.9	0.9	0.6
Guinea-Bissau	654	0.2	0.1	0.2	0.1	0.1	0.2	0.0	0.0	0.0	0.0	0.0	0.0
Kenya	664	4.8	5.2	6.0	5.1	3.9	4.3	2.3	2.3	2.5	2.4	2.4	2.3
Lesotho	666	0.1	0.1	0.1	0.1	0.1	0.1	0.6	0.6	0.7	0.6	0.5	0.6
Liberia	668	10.1	9.8	9.0	5.7	7.6	5.6	0.4	0.5	0.8	0.5	0.5	0.9
Madagascar	674	0.9	1.0	0.9	0.8	0.8	1.0	1.1	1.5	1.8	1.7	1.9	2.6
Malawi	676	0.4	0.4	0.3	0.3	0.2	0.3	0.5	0.6	0.6	0.4	0.4	0.5
Mali	678	1.1	1.2	1.3	1.2	1.4	1.4	0.5	0.3	0.4	0.5	0.6	0.6
Mauritius	684	1.9	1.8	1.9	1.6	1.7	1.9	1.7	1.9	1.8	1.5	1.5	1.5
Mozambique	688	2.0	2.9	2.6	2.0	1.3	1.4	1.8	2.0	2.1	1.8	1.7	2.3
Namibia	728	1.1	1.2	1.3	0.6	0.8	0.6	2.3	1.8	1.8	1.5	1.5	1.8
Niger	692	0.6	0.6	0.7	0.6	0.4	0.4	0.7	0.9	0.6	0.6	0.4	0.4
Nigeria	694	23.5	26.7	26.2	18.7	14.6	18.1	74.7	60.9	52.5	27.8	19.4	27.8
Rwanda	714	0.4	0.4	0.3	0.3	0.6	0.4	0.1	0.1	0.1	0.1	0.1	0.1
São Tomé & Príncipe	716	0.1	0.1	0.1	0.1	0.1	0.1	0.0	0.0	0.0	0.0	0.0	0.0
Senegal	722	4.7	4.5	4.2	3.2	3.3	3.9	0.9	0.9	0.9	0.9	0.9	1.0
Seychelles	718	0.5	0.5	0.4	0.5	0.4	0.5	0.4	0.5	0.4	0.4	0.4	0.4
Sierra Leone	724	0.6	0.5	0.5	0.4	0.3	0.4	0.4	0.3	0.3	0.3	0.2	0.3
South Africa	199	51.9	51.4	46.8	42.1	36.7	39.8	51.0	44.2	47.6	44.1	45.0	48.0
South Sudan, Rep. of	733	0.0	0.1	0.1	0.1	0.1	0.1	0.1	0.0	0.0	0.0	0.0	0.0
Tanzania	738	2.5	2.6	2.7	2.2	1.8	1.8	1.8	1.4	1.4	1.3	1.8	1.2
Togo	742	3.0	5.5	8.1	5.6	4.0	5.2	0.9	0.9	0.4	0.2	0.2	0.2
Uganda	746	0.9	1.1	1.0	0.9	0.9	1.1	0.6	0.7	0.7	0.7	0.6	0.8

Advanced Economies (110)

In Billions of U.S. Dollars

		Exports (FOB)						Imports (CIF)					
		2012	2013	2014	2015	2016	2017	2012	2013	2014	2015	2016	2017
Zambia	754	1.0	1.2	1.0	0.8	0.6	0.7	1.2	1.0	1.1	1.1	1.0	1.0
Zimbabwe	698	0.5	0.5	0.4	0.4	0.3	0.4	0.6	0.6	0.8	0.6	0.4	0.7
Africa n.s.	799	1.0	0.2	0.2	0.2	0.2	0.1	0.1	0.1	0.1	0.1	0.0	0.0
Western Hemisphere	205	684.0	691.4	692.0	621.9	584.1	625.3	736.1	710.8	706.6	627.9	613.9	661.1
Anguilla	312	0.0	0.1	0.0	0.0	0.0	0.1	0.0	0.0	0.0	0.0	0.0	0.0
Antigua and Barbuda	311	0.9	0.8	0.7	1.1	0.6	0.7	0.0	0.0	0.0	0.0	0.1	0.0
Argentina	213	25.4	28.0	25.9	23.9	21.7	24.6	23.9	22.3	19.2	18.0	18.2	18.7
Aruba	314	1.1	1.4	1.8	1.4	1.0	1.2	1.1	0.2	0.3	0.2	0.1	0.2
Bahamas, The	313	6.9	6.8	7.4	5.6	5.6	7.2	1.7	0.9	1.0	0.7	0.4	0.7
Barbados	316	0.8	0.9	1.0	0.9	0.8	0.9	0.1	0.1	0.1	0.1	0.1	0.1
Belize	339	0.6	0.4	0.5	0.4	0.4	0.5	0.4	0.3	0.3	0.3	0.2	0.5
Bermuda	319	2.6	2.6	3.1	3.5	2.8	1.9	0.2	0.1	0.1	0.6	0.5	0.1
Bolivia	218	1.7	2.4	2.5	2.1	1.7	2.0	3.3	3.0	3.7	2.4	2.5	2.3
Brazil	223	123.5	125.1	116.6	88.4	79.7	91.5	113.8	102.5	100.2	84.4	79.9	88.2
Chile	228	37.1	36.7	32.7	30.5	27.9	29.1	42.8	41.1	39.9	33.5	30.7	34.9
Colombia	233	28.5	30.9	34.0	27.8	22.8	23.8	39.2	35.2	33.0	24.8	22.4	23.3
Costa Rica	238	10.2	10.2	9.7	8.3	8.2	8.5	21.5	21.9	18.6	8.4	8.4	9.0
Curacao	354	0.1	0.5	0.4	0.5	0.9	0.1	0.1	0.1	0.7	0.2
Dominica	321	0.3	0.3	0.3	0.3	0.4	0.5	0.1	0.1	0.1	0.1	0.1	0.1
Dominican Republic	243	9.3	9.3	10.2	9.6	10.6	10.6	6.0	6.9	7.7	6.8	7.3	7.2
Ecuador	248	11.9	13.0	13.2	9.9	7.3	9.0	14.3	16.5	16.5	11.8	10.1	10.9
El Salvador	253	4.4	4.5	4.5	4.4	4.0	4.2	3.2	3.1	3.0	3.1	3.0	3.0
Falkland Islands	323	0.1	0.1	0.2	0.2	0.1	0.1	0.2	0.2	0.2	0.2	0.2	0.2
Greenland	326	0.8	0.8	0.8	0.6	0.6	0.7	0.6	0.7	0.6	0.6	0.7	0.7
Grenada	328	0.1	0.1	0.1	0.1	0.1	0.2	0.0	0.0	0.0	0.0	0.0	0.0
Guatemala	258	7.8	7.7	8.2	8.1	7.9	9.1	6.2	5.9	6.3	6.2	6.1	6.3
Guyana	336	0.6	0.6	0.6	0.6	0.7	0.6	1.3	1.3	1.1	0.9	1.3	1.2
Haiti	263	1.4	1.6	1.7	1.5	1.5	1.9	0.9	0.9	1.0	1.0	1.0	1.0
Honduras	268	6.6	6.3	7.0	6.2	5.8	6.0	6.4	5.9	6.2	6.4	6.2	6.5
Jamaica	343	2.7	2.7	2.9	2.5	2.5	3.0	0.9	1.0	1.0	0.9	0.8	0.9
Mexico	273	284.0	294.3	313.0	308.6	303.0	321.9	342.6	344.9	361.2	357.2	358.2	386.6
Netherlands Antilles	353	2.6	1.7	1.7	1.4	1.4	0.1	2.3	1.0	0.5	0.4	0.3	0.4
Nicaragua	278	1.9	1.7	1.7	1.9	2.1	2.2	3.7	3.7	4.0	3.9	4.0	4.0
Panama	283	44.7	39.7	33.6	23.7	21.3	22.0	2.3	2.3	1.9	1.9	2.0	2.4
Paraguay	288	3.0	3.4	3.5	2.7	3.0	3.9	1.6	2.1	1.9	1.5	1.5	1.6
Peru	293	17.9	18.8	18.3	16.8	15.6	16.5	29.1	27.0	22.6	19.2	20.0	22.4
Sint Maarten	352	0.1	0.1	0.1	0.1	0.5	0.0	0.0	0.0	0.1	0.1
St. Kitts and Nevis	361	0.2	0.3	0.4	0.3	0.3	0.3	0.1	0.1	0.1	0.1	0.1	0.1
St. Lucia	362	0.5	0.7	0.8	0.6	0.5	0.6	0.0	0.0	0.0	0.0	0.0	0.1
St. Vincent & Grens.	364	0.3	0.4	0.3	0.2	0.2	0.2	0.0	0.0	0.0	0.0	0.2	0.1
Suriname	366	1.1	1.3	1.1	1.0	0.7	0.8	1.4	1.2	1.4	1.0	0.8	1.7
Trinidad and Tobago	369	4.0	4.1	3.9	4.2	3.6	3.1	11.3	10.4	9.3	6.2	4.1	5.4
Uruguay	298	4.5	5.3	4.7	4.3	3.6	4.0	2.7	2.9	2.7	3.1	3.0	2.8
Venezuela, Rep. Bol.	299	29.3	22.4	18.1	13.4	7.9	5.4	49.2	43.5	40.1	21.0	16.3	15.8
Western Hem. n.s.	399	4.3	3.9	4.7	4.3	5.6	4.9	1.5	1.1	0.8	0.9	2.2	1.4
Other Countries n.i.e	910	3.5	3.5	3.1	3.2	3.0	3.1	1.6	1.9	1.4	1.2	0.9	1.1
Cuba	928	3.3	3.4	3.0	3.1	2.9	3.1	1.6	1.7	1.3	1.1	0.9	1.1
Korea, Dem. People's Rep.	954	0.2	0.1	0.1	0.1	0.0	0.0	0.1	0.2	0.1	0.1	0.0	0.0
Special Categories	899	36.8	36.6	31.6	26.2	24.3	30.2	4.8	5.0	4.8	8.4	2.2	1.7
Countries & Areas n.s.	898	41.0	52.6	44.0	27.6	22.3	30.5	54.1	56.9	52.7	36.0	37.1	48.0
Memorandum Items													
Africa	605	233.7	245.4	246.3	198.7	182.9	190.1	316.5	289.2	271.8	196.3	177.7	192.2
Middle East	405	332.5	358.0	363.4	338.3	305.3	305.4	690.1	623.0	566.0	327.8	286.1	337.3
European Union	998	4,221.9	4,263.3	4,379.3	3,850.0	3,899.9	4,216.7	4,265.9	4,415.3	4,495.7	4,003.7	4,020.1	4,352.5
Export earnings: fuel	080	637.8	670.9	648.9	521.5	461.3	476.9	1,353.1	1,256.8	1,144.0	684.7	573.4	677.6
Export earnings: nonfuel	092	10,130.8	10,348.1	10,428.7	9,356.0	9,251.4	10,169.0	10,206.4	10,284.5	10,525.4	9,654.6	9,612.5	10,322.7

Emerging and Developing Economies (200)

In Billions of U.S. Dollars

		Exports (FOB)						Imports (CIF)					
		2012	2013	2014	2015	2016	2017	2012	2013	2014	2015	2016	2017
IFS World		7,698.4	7,931.4	7,987.1	6,766.0	6,419.0	6,876.1	7,036.4	7,308.4	7,314.7	6,354.7	6,061.8	6,697.8
World	001	7,503.8	7,661.1	7,701.0	6,508.2	6,124.9	6,880.8	6,971.9	7,269.9	7,256.3	6,244.9	5,994.6	6,759.2
Advanced Economies	110	4,398.6	4,462.7	4,491.3	3,863.2	3,643.8	4,011.7	3,545.9	3,703.6	3,675.1	3,193.3	3,098.0	3,477.0
Euro Area	163	1,278.5	1,284.5	1,303.8	1,067.5	1,008.8	1,166.0	1,121.4	1,173.2	1,184.6	1,015.1	988.3	1,104.9
Austria	122	26.4	26.9	26.8	22.4	22.3	26.5	40.8	43.4	45.3	38.9	37.0	40.7
Belgium	124	77.1	79.4	84.8	72.0	69.8	78.4	71.9	77.0	77.7	61.4	60.4	64.7
Cyprus	423	5.1	4.3	3.3	2.7	1.8	2.3	1.5	1.8	1.9	2.3	1.5	1.6
Estonia	939	8.1	7.8	7.9	5.6	5.6	5.7	3.1	2.6	3.7	2.5	2.7	3.1
Finland	172	25.9	25.7	23.5	15.6	14.5	17.3	23.2	23.2	22.2	18.1	16.9	20.2
France	132	141.7	140.0	137.5	115.4	110.1	125.1	153.1	157.3	156.7	135.7	131.5	146.2
Germany	134	284.7	293.5	313.2	278.4	276.9	313.2	413.4	431.1	443.0	383.8	374.9	412.0
Greece	174	27.6	27.9	27.7	20.8	20.8	25.1	15.1	16.9	16.3	11.8	11.4	13.7
Ireland	178	8.1	8.5	9.4	8.8	8.5	9.1	18.5	19.6	19.4	19.2	20.2	24.2
Italy	136	200.1	202.1	198.8	153.5	139.1	161.0	159.5	166.9	165.7	141.1	137.5	153.7
Latvia	941	16.4	15.8	18.7	11.6	9.1	9.3	3.4	3.6	3.7	3.1	2.8	2.9
Lithuania	946	13.2	14.3	12.9	9.7	9.2	11.1	6.2	6.8	6.8	5.3	5.3	6.7
Luxembourg	137	2.8	2.7	2.9	3.3	2.2	1.8	2.4	2.5	2.4	2.4	2.2	2.6
Malta	181	6.7	9.0	9.3	8.0	5.4	7.4	2.8	2.3	2.7	2.3	1.8	1.6
Netherlands	138	266.2	257.8	255.6	197.8	177.0	212.0	81.1	83.7	83.8	72.7	69.8	81.8
Portugal	182	18.9	19.9	17.7	14.3	14.4	17.6	16.5	17.0	17.6	13.4	12.5	14.6
Slovak Republic	936	23.3	24.4	23.5	20.3	19.4	21.9	23.9	25.5	24.4	20.3	20.9	22.9
Slovenia	961	8.1	8.8	9.7	9.3	10.2	12.4	8.9	10.0	11.0	9.5	9.7	11.2
Spain	184	117.8	115.7	120.6	98.0	92.5	108.9	76.0	82.1	80.4	71.2	69.4	80.5
Australia	193	88.1	86.7	88.1	79.2	75.6	82.4	134.5	144.6	141.3	109.5	111.5	147.6
Canada	156	91.4	87.3	81.8	72.0	68.8	74.5	64.7	66.8	63.7	57.7	52.9	60.5
China,P.R.: Hong Kong	532	387.8	452.8	431.7	395.8	356.5	354.4	45.3	43.8	39.9	35.1	45.3	42.3
China,P.R.: Macao	546	2.8	5.0	5.0	5.5	3.5	3.9	2.1	2.4	2.2	2.5	0.3	2.4
Czech Republic	935	33.5	36.7	39.9	36.0	36.1	41.7	33.4	36.3	38.0	32.3	33.2	38.9
Denmark	128	19.5	19.0	21.5	18.6	17.7	21.6	18.9	20.9	21.9	19.0	19.0	20.2
Iceland	176	1.4	0.7	0.7	0.9	0.6	1.0	0.8	0.8	0.8	0.6	0.6	0.6
Israel	436	25.8	25.6	27.7	23.8	23.6	25.6	18.4	19.5	20.0	16.8	16.0	17.2
Japan	158	502.2	492.4	472.6	357.7	317.6	341.6	426.6	386.8	374.8	331.5	330.5	361.6
Korea, Republic of	542	291.6	292.1	295.3	236.5	214.9	244.2	341.8	365.1	370.4	334.7	317.4	367.0
New Zealand	196	10.6	11.8	13.1	11.1	10.6	12.1	15.9	18.1	20.4	15.7	15.6	19.0
Norway	142	12.6	13.5	13.2	11.3	9.9	10.5	16.2	17.6	16.8	15.2	12.8	13.3
San Marino	135	0.1	0.1	0.1	0.1	0.1	0.1	0.0	0.0	0.0	0.0	0.1	0.1
Singapore	576	184.2	195.6	198.3	160.1	146.4	163.6	138.4	140.9	144.3	118.2	104.4	128.1
Sweden	144	26.8	26.5	28.5	24.4	23.9	26.0	42.3	40.8	39.5	33.3	30.9	35.3
Switzerland	146	75.8	53.5	49.8	48.7	64.3	55.1	107.7	149.7	115.7	74.2	94.8	99.3
Taiwan Prov.of China	528	115.8	116.6	122.3	95.9	81.0	88.1	202.1	229.2	225.0	212.8	205.7	229.6
United Kingdom	112	165.5	177.1	174.3	161.8	154.4	161.1	105.1	114.7	111.4	93.5	85.3	96.4
United States	111	1,084.3	1,085.2	1,123.6	1,056.4	1,029.7	1,138.1	710.3	732.3	744.4	675.7	633.4	692.8
Emerg. & Dev. Economies	200	3,027.2	3,115.6	3,138.6	2,588.3	2,424.2	2,804.0	3,181.1	3,282.8	3,303.1	2,737.5	2,615.8	3,080.9
Emerg. & Dev. Asia	505	1,292.6	1,353.1	1,360.4	1,115.4	1,055.8	1,269.6	1,247.6	1,327.3	1,407.5	1,314.7	1,313.2	1,520.9
American Samoa	859	0.0	0.1	0.0	0.1	0.1	0.0	0.0	0.0	0.0	0.0	0.0	0.0
Bangladesh	513	23.5	26.2	30.0	30.5	31.2	35.8	4.8	5.3	5.7	6.0	6.2	6.9
Bhutan	514	0.3	0.3	0.3	0.4	0.4	0.4	0.2	0.2	0.2	0.3	0.3	0.2
Brunei Darussalam	516	2.3	2.9	3.0	2.4	1.4	1.5	2.7	3.0	2.9	1.8	1.6	2.3
Cambodia	522	10.1	11.4	11.5	12.0	11.9	14.4	1.6	2.2	2.8	3.3	3.7	4.2
China,P.R.: Mainland	924	506.6	531.6	515.2	383.6	361.7	463.8	644.3	697.8	756.2	716.0	700.8	800.7
Fiji	819	0.4	0.7	0.5	0.6	0.7	0.6	0.3	0.3	0.3	0.2	0.2	0.2
F.T. French Polynesia	887	0.1	0.2	0.1	0.2	0.1	0.2	0.1	0.1	0.1	0.0	0.0	0.0
F.T. New Caledonia	839	0.2	0.2	0.3	0.3	0.2	0.2	0.2	0.2	0.4	0.6	0.6	0.8
Guam	829	0.2	0.1	0.0	0.0	0.0	0.4	0.1	0.1	0.1	0.1	0.1	0.2
India	534	318.4	303.8	302.8	231.5	212.1	257.2	139.8	149.6	150.0	129.9	124.0	144.9
Indonesia	536	89.7	91.9	89.9	70.9	67.4	75.1	93.6	93.4	88.6	78.5	76.9	96.3
Kiribati	826	0.1	0.1	0.1	0.1	0.1	0.1	0.0	0.1	0.1	0.1	0.1	0.2
Lao People's Dem.Rep	544	5.0	6.0	6.5	6.1	5.5	6.1	2.7	3.2	4.1	3.5	3.8	4.7
Malaysia	548	89.9	100.9	100.1	86.8	73.7	89.5	133.6	136.3	133.4	121.4	114.2	127.3
Maldives	556	1.0	1.0	1.2	1.0	1.3	1.4	0.1	0.1	0.1	0.1	0.1	0.3

Emerging and Developing Economies (200)

In Billions of U.S. Dollars

		Exports (FOB)						Imports (CIF)					
		2012	2013	2014	2015	2016	2017	2012	2013	2014	2015	2016	2017
Marshall Islands	867	0.2	0.2	0.2	0.5	2.1	3.7	0.2	0.4	0.3	0.3	0.1	0.1
Micronesia	868	0.1	0.0	0.0	0.0	0.3	0.1	0.1	0.0	0.0	0.0	0.0	0.1
Mongolia	948	4.9	4.5	4.0	2.9	2.2	3.0	4.1	3.6	5.2	3.8	3.6	5.2
Myanmar	518	10.9	13.6	16.6	16.7	16.5	18.8	7.2	9.0	21.7	10.5	8.5	8.9
Nepal	558	5.7	6.3	7.4	4.7	6.0	7.1	0.7	0.6	0.7	0.6	0.5	0.5
Palau	565	0.0	0.0	0.0	0.1	0.1	0.1	0.0	0.0	0.0	0.0	0.0	0.0
Papua New Guinea	853	1.9	1.6	1.5	1.9	1.6	1.8	1.3	1.6	2.1	2.8	2.5	3.3
Philippines	566	41.6	44.5	49.0	49.3	54.6	60.1	31.0	29.6	32.7	31.0	29.5	33.8
Samoa	862	0.1	0.1	0.1	0.1	0.1	0.1	0.0	0.0	0.0	0.0	0.0	0.0
Solomon Islands	813	0.1	0.1	0.2	0.2	0.2	0.3	0.5	0.5	0.5	0.6	0.5	0.7
Sri Lanka	524	12.8	13.0	15.7	13.9	12.2	13.0	3.1	3.2	3.3	3.4	3.2	3.6
Thailand	578	102.9	109.5	103.8	92.3	87.5	95.7	119.0	121.1	122.2	116.9	118.9	131.4
Timor-Leste	537	0.4	0.3	0.4	0.4	0.3	0.5	0.0	0.0	0.0	0.0	0.0	0.0
Tonga	866	0.1	0.1	0.1	0.1	0.1	0.0	0.0	0.0	0.0	0.0	0.0	0.0
Tuvalu	869	0.2	0.0	0.1	0.0	0.0	0.0	0.0	0.0	0.0	0.0	0.0	0.0
Vanuatu	846	0.2	0.6	0.4	0.1	0.2	0.3	0.4	0.3	0.4	0.2	0.2	0.2
Vietnam	582	60.3	79.1	97.3	101.2	100.4	117.6	48.4	58.6	65.5	66.8	81.6	110.3
Asia n.s.	598	2.4	2.1	2.1	4.3	3.6	0.8	7.4	6.9	8.0	15.8	31.3	33.6
Europe	170	548.2	556.2	534.7	405.9	394.9	474.3	589.6	575.7	553.0	430.2	399.1	483.7
Emerg. & Dev. Europe	903	249.2	251.6	254.5	214.0	209.9	251.7	194.9	202.6	203.5	174.9	175.6	203.1
Albania	914	1.5	1.6	1.6	1.5	1.7	1.9	0.5	0.8	0.8	0.5	0.5	0.8
Bosnia and Herzegovina	963	4.6	4.8	5.1	3.9	3.8	4.5	2.2	2.3	2.3	2.2	2.3	2.7
Bulgaria	918	15.3	13.6	13.2	12.0	13.3	16.0	12.1	12.6	12.7	10.5	10.6	13.0
Croatia	960	7.2	8.1	8.1	7.1	6.9	8.8	4.7	4.4	4.5	4.0	4.2	4.7
Faroe Islands	816	0.0	0.0	0.0	0.2	0.1	0.1	0.3	0.4	0.5	0.5	0.6	0.6
Gibraltar	823	2.0	1.6	2.3	1.9	2.0	1.4	0.1	0.2	0.2	0.1	0.1	0.2
Hungary	944	25.6	26.7	26.5	22.3	22.8	25.9	27.1	28.9	28.8	26.0	26.1	30.4
Kosovo	967	0.8	0.9	0.9	0.8	1.0	1.2	0.1	0.1	0.1	0.1	0.1	0.2
Macedonia, FYR	962	2.1	2.1	2.4	2.2	2.4	2.7	1.5	1.5	1.7	1.7	1.7	2.0
Montenegro	943	1.6	1.6	1.7	1.4	1.5	1.4	0.4	0.3	0.4	0.2	0.3	0.3
Poland	964	52.9	52.9	52.6	45.0	46.5	56.0	35.9	40.5	41.0	34.8	35.8	42.1
Romania	968	25.4	25.2	27.4	24.2	24.7	28.5	20.9	23.2	25.0	20.4	20.9	23.4
Serbia, Republic of	942	7.3	7.7	8.2	7.2	7.2	9.1	6.2	7.0	7.4	6.6	7.2	8.8
Turkey	186	102.9	104.9	104.3	84.3	75.9	94.3	83.0	80.3	78.2	67.0	65.2	73.9
CIS	901	297.7	303.1	278.7	190.4	183.4	220.8	391.6	369.0	345.7	253.0	221.0	277.2
Armenia	911	2.0	2.1	2.3	1.9	1.7	2.2	0.7	0.8	0.9	0.9	1.2	1.5
Azerbaijan, Rep. of	912	9.4	10.1	9.5	6.4	4.4	5.4	7.2	8.4	7.8	4.4	3.7	5.1
Belarus	913	31.3	26.6	26.2	19.0	18.6	23.1	25.5	23.1	22.1	16.2	16.1	19.5
Georgia	915	5.9	6.2	6.2	5.1	5.2	5.8	1.6	1.6	1.7	1.4	1.3	1.7
Kazakhstan	916	33.7	37.2	32.6	23.4	21.7	28.4	35.8	32.9	29.0	18.3	15.5	20.7
Kyrgyz Republic	917	8.3	8.8	8.6	6.8	7.8	8.3	0.8	1.1	0.8	0.6	0.7	0.9
Moldova	921	4.4	4.6	4.7	3.2	3.1	3.6	1.7	1.8	1.8	1.5	1.4	1.9
Russian Federation	922	127.6	133.7	128.5	84.3	84.1	99.8	245.5	229.8	220.6	163.3	140.9	179.2
Tajikistan	923	3.9	4.1	4.8	3.6	3.3	3.1	0.8	0.7	0.6	0.6	0.7	0.9
Turkmenistan	925	5.6	5.8	5.7	4.3	2.9	2.9	9.3	10.5	11.0	9.7	7.5	7.8
Ukraine	926	57.8	54.7	40.0	24.9	23.7	29.7	57.7	51.9	43.9	31.4	26.8	32.1
Uzbekistan	927	7.8	9.1	9.5	7.6	6.7	8.5	5.2	6.3	5.5	4.7	5.1	5.8
Europe n.s.	884	1.4	1.5	1.6	1.6	1.6	1.9	3.0	4.1	3.8	2.3	2.5	3.4
Mid East, N Africa, Pak	440	533.4	546.7	580.2	503.7	474.1	507.1	615.4	625.5	606.8	437.3	391.1	475.5
Afghanistan, I.R. of	512	6.5	6.1	7.1	7.2	5.7	6.1	0.7	0.7	0.8	0.9	1.0	1.0
Algeria	612	19.4	19.9	20.6	19.3	21.2	21.3	12.4	11.3	11.0	6.8	5.9	8.4
Bahrain, Kingdom of	419	16.2	16.4	15.3	10.6	9.1	10.1	8.2	7.8	8.7	6.7	5.2	7.1
Djibouti	611	4.3	4.2	4.3	4.5	4.7	4.9	0.2	0.2	0.2	0.2	0.1	0.2
Egypt	469	42.5	39.6	47.7	42.3	40.7	45.3	17.1	18.1	17.2	14.9	15.0	17.8
Iran, I.R. of	429	51.3	48.1	62.0	48.4	50.4	53.6	61.5	52.6	54.7	34.0	33.9	45.3
Iraq	433	25.1	27.2	28.5	24.8	21.3	25.2	39.0	42.3	42.3	28.5	25.0	34.5
Jordan	439	14.5	15.5	15.4	12.0	10.2	11.1	5.8	5.3	5.6	5.1	4.8	5.2
Kuwait	443	13.5	14.3	15.3	14.6	13.1	14.2	47.7	45.5	43.4	25.6	20.6	26.0
Lebanon	446	9.3	9.0	9.1	8.0	8.0	8.1	3.2	3.5	3.0	2.8	2.6	3.0
Libya	672	9.8	11.7	8.7	6.1	4.3	4.0	10.9	6.1	2.4	2.9	3.7	4.0

Emerging and Developing Economies (200)

In Billions of U.S. Dollars

		Exports (FOB)						Imports (CIF)					
		2012	2013	2014	2015	2016	2017	2012	2013	2014	2015	2016	2017
Mauritania	682	2.2	2.3	2.1	1.9	2.0	2.3	2.0	2.2	1.9	1.4	1.4	1.5
Morocco	686	13.2	13.3	13.0	10.8	11.0	12.0	8.4	7.5	7.7	8.1	7.4	8.2
Oman	449	17.9	22.2	20.6	20.9	20.4	21.6	28.5	35.4	35.9	24.4	20.8	24.8
Pakistan	564	36.1	38.8	40.1	37.3	38.6	43.9	14.6	12.8	12.6	11.2	9.7	9.9
Qatar	453	10.3	10.5	13.2	11.2	9.9	10.3	36.1	38.0	39.2	25.9	22.0	26.5
Saudi Arabia	456	61.7	69.8	73.6	68.2	55.4	53.7	157.7	168.3	159.1	109.8	86.7	108.6
Somalia	726	1.4	1.6	1.8	1.9	2.1	2.4	0.5	0.7	0.6	0.7	0.7	0.4
Sudan	732	7.1	7.9	7.5	7.6	6.7	7.6	6.3	5.4	5.2	3.4	3.5	4.9
Syrian Arab Republic	463	5.7	5.0	6.1	4.7	3.7	4.1	2.2	1.5	1.1	0.9	0.7	0.7
Tunisia	744	7.7	7.9	8.0	6.2	5.9	6.0	3.3	3.3	3.2	2.7	2.8	2.9
United Arab Emirates	466	147.9	143.4	151.5	129.1	122.9	132.3	139.9	148.1	142.7	116.4	114.0	129.7
West Bank and Gaza	487	0.3	0.4	0.5	0.5	0.5	0.6	0.1	0.1	0.1	0.1	0.1	0.1
Yemen, Republic of	474	8.5	10.6	8.2	5.6	6.2	6.3	7.0	7.0	5.6	1.5	1.0	2.3
Middle East n.s.	489	1.0	1.1	0.0	0.0	0.0	0.0	1.8	1.8	2.4	2.5	2.3	2.3
Sub-Saharan Africa	603	234.8	242.2	252.6	217.4	190.6	203.0	256.6	272.8	275.9	186.6	170.9	205.0
Angola	614	10.4	11.2	13.3	8.3	5.3	6.1	48.2	45.4	42.7	23.5	19.5	28.6
Benin	638	4.7	5.9	6.3	5.0	4.3	4.5	2.2	2.1	2.6	1.4	1.3	1.5
Botswana	616	5.8	5.8	6.1	5.6	4.8	5.1	1.0	1.4	2.7	2.1	3.4	4.3
Burkina Faso	748	1.5	2.1	1.9	1.9	1.7	2.0	0.7	0.6	0.6	0.7	0.5	1.1
Burundi	618	0.3	0.3	0.3	0.3	0.3	0.4	0.2	0.3	0.3	0.2	0.2	0.1
Cabo Verde	624	0.1	0.1	0.1	0.1	0.1	0.1	0.0	0.1	0.0	0.0	0.0	0.0
Cameroon	622	4.2	4.3	4.7	4.1	3.4	3.9	2.7	2.1	2.5	2.8	2.1	2.5
Central African Rep.	626	0.1	0.1	0.1	0.1	0.1	0.2	0.1	0.1	0.1	0.1	0.1	0.1
Chad	628	0.5	0.8	0.7	0.4	0.3	0.4	0.3	0.4	0.3	0.6	0.5	0.5
Comoros	632	0.2	0.1	0.2	0.4	0.4	0.2	0.0	0.0	0.0	0.0	0.1	0.1
Congo, Dem. Rep. of	636	4.5	5.2	5.0	4.4	3.6	3.7	6.0	6.3	6.5	5.2	4.3	6.2
Congo, Republic of	634	2.3	2.7	2.8	2.9	2.0	1.6	6.2	7.6	7.5	4.3	3.7	5.8
Côte d'Ivoire	662	5.6	7.3	6.7	6.2	5.6	6.3	4.5	5.1	5.0	4.2	4.1	5.0
Equatorial Guinea	642	1.0	0.9	0.8	0.6	0.4	0.4	2.8	4.8	5.8	3.0	2.4	2.8
Eritrea	643	0.4	0.5	0.3	0.4	0.2	0.2	0.0	0.1	0.6	0.4	0.4	0.3
Eswatini, Kingdom of	734	1.7	1.6	1.7	1.5	1.3	1.5	1.9	1.9	1.9	1.7	1.6	1.8
Estonia	939	8.1	7.8	7.9	5.6	5.6	5.7	3.1	2.6	3.7	2.5	2.7	3.1
Ethiopia	644	4.7	5.3	6.9	7.7	7.6	6.8	1.2	1.3	1.6	1.5	1.6	1.5
Gabon	646	1.4	2.3	1.9	1.5	1.0	1.2	4.0	5.1	5.2	3.2	3.2	4.6
Gambia, The	648	0.7	0.8	0.9	0.7	0.7	1.0	0.1	0.1	0.1	0.1	0.2	0.2
Ghana	652	12.7	11.9	10.8	10.8	10.2	11.0	5.1	6.2	6.1	6.9	6.8	7.6
Guinea	656	1.9	2.1	2.3	2.3	2.3	2.5	1.0	1.4	1.2	1.1	2.6	5.6
Guinea-Bissau	654	0.1	0.2	0.2	0.2	0.2	0.2	0.1	0.2	0.2	0.3	0.4	0.4
Kenya	664	15.9	15.8	18.4	15.8	14.0	14.1	3.9	4.1	4.5	3.8	3.3	3.4
Lesotho	666	1.7	1.5	1.5	1.3	1.3	1.5	0.3	0.3	0.3	0.3	0.4	0.5
Liberia	668	4.6	3.7	2.7	2.8	2.4	3.0	0.8	1.0	0.7	0.8	0.6	0.4
Madagascar	674	2.4	2.7	3.0	2.5	2.4	2.7	0.7	0.6	0.7	0.8	0.8	0.9
Malawi	676	1.4	1.5	1.3	1.3	1.3	1.4	0.7	0.6	0.6	0.6	0.6	0.5
Mali	678	1.6	2.0	2.2	2.0	2.3	2.0	2.1	2.7	2.9	3.1	2.2	1.1
Mauritius	684	3.4	2.9	3.6	3.0	2.5	2.7	0.7	0.7	0.8	1.3	1.1	1.0
Mozambique	688	6.8	9.3	10.5	8.2	6.7	8.0	3.1	3.3	4.3	2.8	2.8	3.9
Namibia	728	5.6	6.3	6.9	6.8	5.6	5.0	2.2	2.3	2.5	3.2	2.4	2.8
Niger	692	0.6	0.8	1.0	0.8	0.6	0.8	0.3	0.3	0.4	0.4	0.4	0.3
Nigeria	694	20.8	23.0	27.0	22.6	17.6	20.0	38.5	40.8	46.3	27.4	18.3	20.8
Rwanda	714	0.9	0.9	1.0	1.0	0.8	0.8	0.3	0.4	0.4	0.3	0.4	0.6
São Tomé & Príncipe	716	0.1	0.1	0.1	0.1	0.1	0.0	0.0	0.0	0.0	0.0	0.0	0.0
Senegal	722	4.3	4.3	4.9	5.3	5.4	6.0	1.7	1.7	1.8	2.2	2.1	2.6
Seychelles	718	0.6	0.5	0.6	0.5	0.6	0.7	0.1	0.1	0.1	0.1	0.2	0.2
Sierra Leone	724	1.0	0.9	0.8	1.0	0.7	0.8	0.6	1.6	2.0	0.4	0.4	0.6
South Africa	199	69.3	64.0	62.5	51.1	45.9	47.2	95.8	99.4	92.2	58.4	59.5	65.7
South Sudan, Rep. of	733	0.0	0.2	0.1	0.4	0.3	0.6	0.0	2.5	4.3	2.3	1.5	1.3
Tanzania	738	9.1	11.9	12.5	9.7	8.8	8.4	3.3	4.0	3.8	3.6	3.6	3.8
Togo	742	6.6	4.8	4.9	4.4	3.7	3.8	1.7	1.9	2.4	2.0	1.9	2.6
Uganda	746	3.0	2.8	2.7	2.6	2.8	3.0	1.3	1.2	1.3	1.2	1.4	2.0
Zambia	754	6.1	6.6	6.2	4.9	5.3	6.3	8.0	8.7	7.8	6.2	6.2	7.3

Emerging and Developing Economies (200)

In Billions of U.S. Dollars

		Exports (FOB)						Imports (CIF)					
		2012	2013	2014	2015	2016	2017	2012	2013	2014	2015	2016	2017
Zimbabwe	698	4.1	3.9	3.8	3.7	3.4	3.5	2.2	2.3	2.1	2.0	1.8	2.0
Africa n.s.	799	0.1	0.3	0.1	0.1	0.3	1.3	0.1	0.1	0.1	0.1	0.2	0.1
Western Hemisphere	205	418.2	417.4	410.7	345.9	308.7	350.0	472.0	481.6	459.9	368.7	341.6	395.8
Antigua and Barbuda	311	1.2	0.8	0.7	0.4	0.5	0.5	0.2	0.3	0.3	0.2	0.2	0.3
Argentina	213	37.0	41.1	32.8	30.9	30.3	38.6	60.8	58.6	53.9	44.0	42.5	44.3
Aruba	314	2.0	2.3	2.3	1.5	1.0	0.8	0.7	0.6	0.3	0.2	0.1	0.1
Bahamas, The	313	4.3	2.8	3.5	4.0	1.6	1.8	1.3	3.0	3.1	1.5	1.1	0.6
Barbados	316	0.6	1.0	0.7	0.5	0.4	0.5	0.3	0.3	0.4	0.3	0.2	0.3
Belize	339	0.7	0.8	0.6	0.5	0.6	0.5	0.2	0.3	0.2	0.2	0.3	0.1
Bermuda	319	0.3	0.2	0.3	0.4	0.3	0.2	0.1	0.3	0.1	0.1	0.0	0.2
Bolivia	218	5.3	5.7	6.2	5.3	5.8	5.4	7.1	8.2	8.6	6.2	4.5	5.3
Brazil	223	112.3	115.9	113.7	78.9	64.0	74.8	147.1	144.3	141.8	124.0	121.4	146.5
Chile	228	34.7	33.5	32.7	29.1	28.3	32.4	38.7	40.3	40.1	34.7	31.8	36.3
Colombia	233	23.7	23.2	23.9	20.4	18.7	19.8	23.0	26.3	26.8	17.8	14.8	19.5
Costa Rica	238	4.5	4.7	4.8	4.9	5.3	5.3	14.4	14.4	14.4	4.8	4.4	4.7
Curacao	354	0.1	0.1	0.2	0.3	0.3	0.3	0.2	0.4	0.4	0.2	0.2	0.2
Dominica	321	0.1	0.1	0.1	0.1	0.1	0.2	0.1	0.1	0.1	0.1	0.1	0.1
Dominican Republic	243	5.4	5.3	5.4	5.5	5.5	5.8	1.5	1.3	1.3	1.7	1.6	1.7
Ecuador	248	9.8	10.0	10.3	8.3	7.0	9.1	12.3	11.4	11.6	8.7	7.8	8.9
El Salvador	253	4.9	4.1	3.9	4.0	4.0	4.2	2.4	2.4	2.3	2.5	2.5	2.9
Greenland	326	0.0	0.0	0.0	0.0	0.1	0.1	0.1	0.1	0.1	0.2	0.2	0.3
Grenada	328	0.1	0.1	0.1	0.1	0.1	0.1	0.0	0.1	0.1	0.0	0.0	0.0
Guatemala	258	6.7	6.9	6.7	7.0	6.6	7.0	4.5	4.7	4.8	5.2	4.7	5.4
Guyana	336	0.7	1.0	0.9	0.8	0.7	0.8	0.4	0.3	0.5	0.4	0.3	0.4
Haiti	263	2.4	2.5	2.4	2.1	1.8	2.2	0.1	0.1	0.1	0.1	0.1	0.1
Honduras	268	4.6	4.3	4.0	4.3	4.1	4.5	2.1	2.3	2.3	2.2	2.1	2.2
Jamaica	343	3.3	3.2	2.5	2.0	1.9	2.2	0.5	0.3	0.3	0.4	0.3	0.4
Mexico	273	47.1	49.5	55.9	57.2	57.0	64.3	53.0	55.3	52.1	45.8	42.7	47.5
Netherlands Antilles	353	1.8	1.7	7.8	3.8	2.5	2.9	1.2	1.5	1.6	0.7	0.6	0.6
Nicaragua	278	3.9	3.9	4.0	4.1	4.0	4.0	1.4	1.7	1.7	1.7	1.8	1.6
Panama	283	25.5	24.9	20.3	16.9	14.0	17.0	6.9	6.9	5.6	5.0	3.7	4.9
Paraguay	288	6.5	6.8	7.1	6.0	5.6	6.7	4.1	5.5	5.9	4.7	5.1	5.4
Peru	293	20.9	20.6	19.5	18.5	17.4	19.8	18.8	18.3	18.4	16.3	17.4	23.2
Sint Maarten	352	0.0	0.1	0.0	0.0	0.0	0.0	0.0	0.0	0.0	0.0	0.0	0.0
St. Kitts and Nevis	361	0.1	0.2	0.1	0.1	0.1	0.1	0.0	0.0	0.1	0.0	0.0	0.1
St. Lucia	362	1.6	0.4	1.6	1.0	0.6	1.1	0.1	0.1	0.2	0.2	0.1	0.1
St. Vincent & Grens.	364	0.1	0.2	0.3	0.2	0.1	0.1	0.1	0.1	0.1	0.0	0.1	0.1
Suriname	366	0.7	0.8	0.7	0.6	0.5	0.5	1.4	1.2	0.9	0.8	0.7	0.4
Trinidad and Tobago	369	2.6	2.9	2.5	2.2	2.3	2.5	8.5	9.3	9.8	6.6	4.4	4.5
Uruguay	298	9.2	9.2	9.5	7.8	7.1	7.4	8.2	8.3	8.9	7.0	6.3	7.2
Venezuela, Rep. Bol.	299	29.5	24.3	20.9	14.8	7.1	4.7	36.4	35.5	30.9	17.0	12.7	16.2
Western Hem. n.s.	399	3.5	2.2	1.8	1.7	1.2	1.6	13.9	17.5	9.9	7.3	4.8	3.5
Other Countries n.i.e	910	11.2	11.9	10.2	8.8	8.3	8.3	5.5	5.7	5.4	4.3	4.0	3.0
Cuba	928	7.1	7.7	6.3	5.4	4.8	4.7	2.2	2.3	2.1	1.2	0.9	1.0
Korea, Dem. People's Rep.	954	4.1	4.2	4.0	3.4	3.5	3.6	3.2	3.4	3.4	3.0	3.1	2.0
Special Categories	899	23.7	22.3	20.4	17.7	17.9	18.1	156.5	171.1	159.9	159.1	141.4	9.6
Countries & Areas n.s.	898	43.2	48.5	40.4	30.2	30.7	38.7	82.9	106.7	112.8	150.7	135.4	188.8
Memorandum Items													
Africa	605	290.0	299.2	309.7	269.1	243.9	259.0	289.7	300.9	301.4	207.5	191.2	230.2
Middle East	405	435.5	444.7	475.8	407.1	376.2	400.5	566.9	581.5	563.5	402.0	358.6	438.0
European Union	998	1,650.3	1,670.2	1,695.7	1,418.8	1,355.1	1,551.6	1,421.7	1,495.6	1,507.4	1,288.9	1,254.4	1,409.3
Export earnings: fuel	080	667.8	691.1	707.8	567.4	516.9	562.7	1,037.0	1,044.4	1,016.2	700.5	601.4	751.1
Export earnings: nonfuel	092	6,835.9	6,970.0	6,993.2	5,940.8	5,608.0	6,318.0	5,934.9	6,225.5	6,240.1	5,544.4	5,393.2	6,008.0

Emerging and Developing Asia (505)

In Billions of U.S. Dollars

		Exports (FOB)						Imports (CIF)					
		2012	2013	2014	2015	2016	2017	2012	2013	2014	2015	2016	2017
IFS World		3,297.6	3,492.3	3,674.6	3,491.0	3,334.5	3,572.9	3,272.4	3,396.6	3,415.7	2,992.9	2,871.2	3,298.2
World	001	3,235.7	3,430.4	3,594.1	3,413.3	3,256.9	3,568.7	3,238.7	3,379.8	3,389.8	2,888.1	2,865.5	3,343.0
Advanced Economies	110	2,044.5	2,143.5	2,225.4	2,133.4	2,032.1	2,192.1	1,651.0	1,734.9	1,726.3	1,520.9	1,520.5	1,748.0
Euro Area	163	364.2	367.7	395.8	371.9	365.7	408.9	283.5	288.6	303.7	264.1	260.8	299.1
Austria	122	4.0	5.0	5.6	5.6	5.8	7.1	7.2	7.6	8.5	7.8	7.8	8.8
Belgium	124	28.4	28.5	30.4	28.3	27.9	30.4	24.2	24.4	25.0	18.8	17.8	17.4
Cyprus	423	1.2	1.1	1.2	0.9	0.7	0.8	0.2	0.1	0.5	0.6	0.3	0.3
Estonia	939	1.5	1.4	1.5	1.2	1.2	1.3	0.5	0.3	0.4	0.5	0.4	0.4
Finland	172	8.9	7.1	6.3	4.4	3.7	3.8	6.8	6.4	6.8	6.1	5.9	7.2
France	132	41.2	41.2	43.4	41.5	40.0	44.2	42.8	41.9	44.0	38.9	36.9	45.5
Germany	134	98.7	98.7	106.5	102.0	99.6	108.9	130.3	133.0	142.8	122.8	119.7	133.9
Greece	174	4.6	4.2	5.4	4.8	5.4	6.0	0.8	0.8	0.7	0.7	0.7	0.9
Ireland	178	3.4	3.9	4.6	4.5	4.4	4.4	6.1	6.7	5.7	6.2	8.2	10.7
Italy	136	38.6	39.8	43.9	41.3	40.6	45.0	29.1	30.4	32.2	28.5	28.8	33.6
Latvia	941	1.6	1.7	1.7	1.4	1.5	1.7	0.2	0.3	0.3	0.3	0.2	0.3
Lithuania	946	2.0	2.0	2.0	1.4	1.5	1.8	0.3	0.3	0.4	0.4	0.6	0.6
Luxembourg	137	2.1	1.9	2.0	2.5	1.4	0.8	0.4	0.5	0.4	0.6	0.5	0.5
Malta	181	2.7	2.8	3.7	3.1	2.0	3.1	1.0	0.9	0.7	0.6	0.6	0.5
Netherlands	138	88.9	89.8	94.3	86.1	84.8	99.8	16.6	18.1	18.0	16.4	16.6	19.3
Portugal	182	3.6	3.8	4.6	4.2	5.4	5.6	2.1	2.1	2.2	1.9	1.9	2.6
Slovak Republic	936	3.0	3.8	3.6	3.4	3.7	3.9	3.8	3.6	3.6	2.5	2.6	2.8
Slovenia	961	2.0	2.3	2.6	2.8	3.2	4.3	0.5	0.5	0.5	0.5	0.7	0.7
Spain	184	27.7	28.6	32.4	32.4	32.8	35.9	10.5	10.7	11.0	10.1	10.8	13.0
Australia	193	71.8	71.3	74.6	69.9	66.9	72.5	116.5	126.1	124.7	94.4	98.5	131.9
Canada	156	36.6	38.1	39.6	38.9	37.3	42.3	31.1	33.3	30.5	27.7	26.0	31.1
China,P.R.: Hong Kong	532	372.0	434.6	415.2	382.4	343.5	339.0	37.9	35.9	30.3	26.0	36.8	32.8
China,P.R.: Macao	546	2.8	3.3	3.7	4.7	3.4	3.3	0.3	0.5	0.3	0.3	0.3	0.2
Czech Republic	935	8.0	8.6	10.0	10.1	10.2	10.9	3.7	4.0	4.3	4.1	4.4	5.3
Denmark	128	8.9	8.1	9.1	8.6	7.9	9.3	4.6	5.1	6.1	5.9	6.2	6.4
Iceland	176	0.1	0.2	0.2	0.2	0.2	0.1	0.1	0.1	0.1	0.1	0.1	0.2
Israel	436	12.1	12.9	12.9	13.1	12.8	14.0	6.4	6.5	6.6	6.7	6.7	7.2
Japan	158	269.5	263.2	261.1	229.6	216.9	232.0	306.0	273.5	266.4	238.1	244.3	272.5
Korea, Republic of	542	131.2	132.1	140.7	136.8	131.1	145.7	233.5	256.6	265.6	247.0	236.7	280.9
New Zealand	196	7.9	8.4	9.4	8.8	8.5	9.3	11.0	13.6	15.2	11.3	11.8	14.8
Norway	142	4.2	3.6	4.2	4.1	3.5	3.8	5.1	5.5	6.6	6.3	5.2	5.4
Singapore	576	123.0	127.8	127.6	119.2	111.8	119.3	117.9	117.3	121.5	101.1	90.4	112.1
Sweden	144	9.5	10.2	10.7	10.5	9.6	10.6	12.2	11.8	11.2	10.6	9.7	12.0
Switzerland	146	11.3	8.0	7.5	9.0	13.5	12.2	65.6	95.2	70.1	39.1	63.3	61.3
Taiwan Prov.of China	528	60.8	63.3	72.9	67.0	56.9	66.6	173.7	200.1	196.7	186.3	181.2	203.1
United Kingdom	112	70.0	77.0	83.9	86.6	84.3	85.8	31.4	34.1	36.2	31.6	29.3	34.6
United States	111	480.5	505.2	546.3	562.0	548.2	606.6	210.6	227.1	230.3	220.0	208.6	237.3
Emerg. & Dev. Economies	200	1,175.9	1,263.6	1,354.4	1,266.0	1,210.2	1,363.2	1,413.9	1,453.6	1,479.0	1,201.6	1,194.1	1,442.4
Emerg. & Dev. Asia	505	552.4	603.1	637.3	617.8	608.4	711.4	593.8	619.6	657.3	642.2	681.9	793.6
American Samoa	859	0.0	0.1	0.0	0.0	0.0	0.0	0.0	0.0	0.0	0.0	0.0	0.0
Bangladesh	513	16.9	19.6	22.7	23.6	24.6	27.9	1.4	1.5	1.7	1.9	2.1	2.0
Bhutan	514	0.3	0.3	0.3	0.4	0.4	0.4	0.2	0.2	0.2	0.3	0.2	0.2
Brunei Darussalam	516	2.3	2.9	3.0	2.4	1.4	1.4	2.7	2.9	2.8	1.7	1.6	2.3
Cambodia	522	10.0	11.2	11.3	11.9	11.7	14.2	1.1	1.5	1.9	2.5	2.8	3.1
China,P.R.: Mainland	924	118.4	123.9	120.2	109.8	114.4	147.7	202.9	221.3	244.2	252.0	265.0	299.4
Fiji	819	0.4	0.7	0.5	0.5	0.7	0.6	0.2	0.3	0.3	0.2	0.2	0.2
F.T. French Polynesia	887	0.1	0.1	0.1	0.2	0.1	0.1	0.0	0.0	0.0	0.0	0.0	0.0
F.T. New Caledonia	839	0.2	0.2	0.3	0.3	0.1	0.1	0.2	0.2	0.4	0.5	0.5	0.8
Guam	829	0.1	0.1	0.0	0.0	0.0	0.4	0.1	0.1	0.1	0.1	0.1	0.2
India	534	83.8	81.5	88.9	90.5	89.4	104.8	47.0	47.8	49.1	43.0	43.9	57.2
Indonesia	536	64.3	67.3	67.2	56.3	54.3	59.2	72.5	72.0	64.9	57.5	58.0	74.5
Kiribati	826	0.1	0.1	0.1	0.1	0.1	0.1	0.0	0.1	0.1	0.1	0.1	0.1
Lao People's Dem.Rep	544	5.0	6.0	6.4	6.1	5.5	6.1	2.6	3.2	4.1	3.5	3.8	4.6
Malaysia	548	70.3	81.7	79.3	72.5	60.2	74.2	104.6	107.5	103.5	94.8	88.4	99.0
Maldives	556	0.4	0.4	0.6	0.6	0.9	0.9	0.1	0.1	0.1	0.1	0.1	0.3
Marshall Islands	867	0.0	0.0	0.0	0.0	1.0	3.1	0.0	0.0	0.0	0.0	0.0	0.1

Emerging and Developing Asia (505)

In Billions of U.S. Dollars

		Exports (FOB)						Imports (CIF)					
		2012	2013	2014	2015	2016	2017	2012	2013	2014	2015	2016	2017
Micronesia	868	0.1	0.0	0.0	0.0	0.3	0.1	0.0	0.0	0.0	0.0	0.0	0.1
Mongolia	948	2.7	2.5	2.3	1.6	1.1	1.4	4.0	3.5	5.1	3.8	3.6	5.1
Myanmar	518	10.6	13.3	16.2	16.2	15.7	16.9	6.8	8.7	21.5	10.3	8.2	8.5
Nepal	558	5.2	5.8	6.8	4.3	5.7	6.7	0.6	0.6	0.7	0.6	0.5	0.4
Palau	565	0.0	0.0	0.0	0.1	0.1	0.1	0.0	0.0	0.0	0.0	0.0	0.0
Papua New Guinea	853	1.9	1.6	1.5	1.9	1.5	1.7	1.2	1.6	2.0	2.7	2.4	3.1
Philippines	566	32.0	35.0	40.8	43.4	49.4	54.1	26.4	24.7	27.3	25.4	24.2	27.6
Samoa	862	0.1	0.1	0.1	0.1	0.1	0.1	0.0	0.0	0.0	0.0	0.0	0.0
Solomon Islands	813	0.1	0.1	0.1	0.2	0.2	0.3	0.5	0.5	0.5	0.6	0.5	0.7
Sri Lanka	524	8.9	9.2	12.0	11.4	9.8	10.2	1.2	1.2	1.2	1.6	1.4	1.5
Thailand	578	63.2	67.3	67.7	69.6	68.2	73.6	84.1	84.6	85.5	84.4	88.5	96.6
Timor-Leste	537	0.4	0.3	0.4	0.4	0.2	0.4	0.0	0.0	0.0	0.0	0.0	0.0
Tonga	866	0.1	0.1	0.1	0.1	0.1	0.0	0.0	0.0	0.0	0.0	0.0	0.0
Tuvalu	869	0.2	0.0	0.1	0.0	0.0	0.0	0.0	0.0	0.0	0.0	0.0	0.0
Vanuatu	846	0.2	0.5	0.2	0.1	0.2	0.2	0.2	0.2	0.1	0.0	0.1	0.1
Vietnam	582	52.3	69.6	86.4	89.4	87.8	104.0	32.1	35.1	38.8	42.6	57.8	74.8
Asia n.s.	598	1.9	1.5	1.6	3.8	3.1	0.2	0.8	0.4	1.2	11.9	27.8	31.0
Europe	170	140.4	152.9	162.0	128.6	134.2	154.8	115.0	116.8	113.8	89.0	85.2	107.2
Emerg. & Dev. Europe	903	54.0	58.2	65.1	62.0	62.8	71.1	17.1	19.6	20.3	18.0	19.4	22.8
Albania	914	0.4	0.4	0.4	0.5	0.6	0.5	0.2	0.4	0.3	0.1	0.1	0.2
Bosnia and Herzegovina	963	0.1	0.1	0.3	0.1	0.1	0.1	0.0	0.1	0.1	0.1	0.0	0.1
Bulgaria	918	1.4	1.5	1.7	1.5	1.6	1.6	1.1	1.4	1.4	1.1	1.2	1.4
Croatia	960	1.5	1.6	1.3	1.2	1.3	1.5	0.2	0.2	0.2	0.3	0.3	0.3
Faroe Islands	816	0.0	0.0	0.0	0.1	0.0	0.0	0.1	0.1	0.1	0.1	0.1	0.1
Gibraltar	823	0.2	0.0	0.6	1.2	1.2	0.2	0.0	0.0	0.0	0.0	0.0	0.0
Hungary	944	6.9	7.0	7.2	6.5	6.9	7.8	3.1	3.4	4.0	3.7	4.3	5.0
Macedonia, FYR	962	0.1	0.1	0.1	0.1	0.1	0.1	0.2	0.1	0.1	0.2	0.1	0.1
Montenegro	943	0.2	0.1	0.2	0.2	0.2	0.2	0.0	0.0	0.1	0.0	0.0	0.1
Poland	964	15.3	15.8	18.1	18.0	18.9	22.6	3.8	4.0	4.7	4.3	4.5	5.3
Romania	968	3.5	3.5	4.1	3.9	4.2	4.7	1.6	1.9	2.1	2.2	2.8	2.8
Serbia, Republic of	942	0.4	0.4	0.4	0.4	0.5	0.6	0.1	0.2	0.1	0.2	0.3	0.3
Turkey	186	24.1	27.5	30.7	28.3	27.3	31.2	6.7	7.8	7.1	5.5	5.6	7.0
CIS	901	86.1	94.4	96.5	66.3	71.2	83.2	97.8	97.1	93.3	70.9	65.7	84.3
Armenia	911	0.2	0.2	0.2	0.2	0.2	0.2	0.0	0.1	0.2	0.2	0.3	0.3
Azerbaijan, Rep. of	912	1.2	1.1	0.9	0.6	0.5	0.5	3.7	4.9	4.4	2.0	1.5	1.9
Belarus	913	1.1	1.0	1.4	0.8	1.2	1.0	1.5	1.4	1.6	1.8	1.0	1.3
Georgia	915	1.0	1.1	1.1	1.0	1.0	1.1	0.2	0.1	0.1	0.2	0.1	0.1
Kazakhstan	916	11.4	12.9	13.1	8.8	8.6	12.1	15.0	16.6	10.7	6.2	5.2	7.6
Kyrgyz Republic	917	5.2	5.2	5.3	4.3	5.8	5.7	0.1	0.1	0.0	0.1	0.1	0.1
Moldova	921	0.1	0.1	0.1	0.1	0.1	0.1	0.0	0.0	0.0	0.1	0.1	0.1
Russian Federation	922	51.1	57.1	61.3	40.7	44.1	51.4	60.0	55.0	57.2	43.7	43.0	56.9
Tajikistan	923	1.8	1.9	2.5	1.8	1.7	1.4	0.2	0.2	0.1	0.1	0.1	0.1
Turkmenistan	925	1.8	1.2	1.1	0.9	0.4	0.5	8.2	9.1	9.8	8.1	5.7	6.7
Ukraine	926	9.3	9.8	6.5	4.5	5.3	6.2	7.3	7.0	6.8	6.5	6.5	7.1
Uzbekistan	927	2.0	2.8	3.0	2.5	2.3	3.0	1.6	2.7	2.3	1.9	2.1	2.0
Europe n.s.	884	0.3	0.3	0.3	0.3	0.3	0.5	0.1	0.1	0.1	0.1	0.1	0.1
Mid East, N Africa, Pak	440	216.2	234.6	262.1	244.2	226.8	228.0	385.9	384.4	365.6	233.5	199.5	255.6
Afghanistan, I.R. of	512	1.2	1.1	1.1	1.1	1.1	1.4	0.2	0.2	0.3	0.3	0.3	0.4
Algeria	612	7.2	8.0	9.3	9.1	9.3	8.3	4.5	4.0	3.4	1.7	1.5	2.2
Bahrain, Kingdom of	419	2.1	2.2	2.1	2.0	1.6	1.8	1.9	1.8	1.3	0.9	0.8	1.1
Djibouti	611	1.7	1.8	1.8	2.6	2.9	2.9	0.0	0.0	0.0	0.0	0.0	0.0
Egypt	469	14.5	14.1	17.2	17.5	15.6	14.8	4.6	4.9	3.5	3.0	2.2	3.3
Iran, I.R. of	429	16.6	21.5	30.5	22.2	20.4	23.1	40.6	35.7	38.9	22.5	23.7	31.0
Iraq	433	7.3	8.8	9.1	9.6	9.2	10.3	31.8	37.8	37.1	24.1	20.7	29.3
Jordan	439	4.6	5.5	5.6	4.6	4.1	3.8	1.8	1.4	1.3	1.5	1.3	1.6
Kuwait	443	4.1	4.6	5.8	6.0	5.4	5.3	34.1	31.9	30.7	17.5	13.2	18.1
Lebanon	446	2.3	3.2	3.3	3.0	2.8	2.7	0.1	0.1	0.1	0.1	0.1	0.1
Libya	672	3.1	3.7	2.7	2.2	1.6	1.4	8.9	3.7	0.9	1.0	0.4	1.7
Mauritania	682	0.7	0.8	1.0	1.0	1.1	1.1	1.5	1.8	1.2	0.8	0.8	0.8
Morocco	686	3.9	4.0	3.6	3.6	4.0	4.0	2.5	1.8	1.8	2.0	1.7	1.8

Emerging and Developing Asia (505)

In Billions of U.S. Dollars

		Exports (FOB)						Imports (CIF)					
		2012	2013	2014	2015	2016	2017	2012	2013	2014	2015	2016	2017
Oman	449	5.5	6.1	5.6	5.2	5.8	6.4	22.2	27.6	28.2	18.1	13.8	17.2
Pakistan	564	15.5	17.6	20.0	23.1	24.2	25.8	5.5	5.3	4.9	4.5	3.9	4.1
Qatar	453	2.7	3.2	4.5	4.0	2.9	3.5	30.2	31.1	32.4	19.5	15.8	19.2
Saudi Arabia	456	33.7	37.0	40.7	35.3	29.8	28.5	110.3	112.1	104.6	65.6	55.3	68.8
Somalia	726	0.3	0.4	0.7	0.8	1.0	1.1	0.0	0.1	0.1	0.0	0.0	0.0
Sudan	732	3.3	3.6	3.1	3.7	3.2	3.4	2.2	2.5	2.2	0.9	0.7	1.2
Syrian Arab Republic	463	1.9	1.1	1.5	1.4	1.3	1.5	0.2	0.0	0.1	0.0	0.0	0.0
Tunisia	744	2.0	1.8	1.8	1.7	1.9	1.9	0.6	0.5	0.6	0.5	0.5	0.5
United Arab Emirates	466	77.4	79.0	87.1	82.1	75.0	72.5	76.0	74.5	67.2	47.8	42.4	52.4
West Bank and Gaza	487	0.0	0.1	0.1	0.1	0.1	0.1	0.0	0.0	0.0	0.0	0.0	0.0
Yemen, Republic of	474	3.5	4.1	3.9	2.2	2.5	2.5	6.2	5.8	4.9	1.1	0.2	0.9
Middle East n.s.	489	1.0	1.1	0.0	0.0	0.0
Sub-Saharan Africa	603	98.5	107.7	122.5	112.8	95.3	102.0	145.2	150.4	156.7	90.6	86.2	113.5
Angola	614	5.2	5.5	7.7	4.9	2.3	3.1	41.6	38.6	37.3	20.0	16.2	25.0
Benin	638	3.5	4.9	5.2	4.2	3.6	3.6	0.6	0.4	0.6	0.6	0.4	0.5
Botswana	616	0.2	0.2	0.2	0.3	0.3	0.3	0.2	0.4	1.3	0.8	1.1	1.9
Burkina Faso	748	0.2	0.3	0.3	0.3	0.3	0.4	0.3	0.4	0.4	0.6	0.3	0.9
Burundi	618	0.1	0.1	0.1	0.1	0.1	0.1	0.0	0.0	0.0	0.0	0.0	0.0
Cabo Verde	624	0.1	0.1	0.1	0.1	0.1	0.1	0.0	0.0	0.0	0.0	0.0	0.0
Cameroon	622	1.6	2.1	2.5	2.3	2.1	2.0	1.6	0.9	1.6	1.8	1.2	1.3
Central African Rep.	626	0.0	0.0	0.0	0.0	0.0	0.1	0.1	0.1	0.0	0.0	0.1	0.1
Chad	628	0.2	0.4	0.4	0.2	0.1	0.1	0.3	0.3	0.2	0.5	0.3	0.4
Comoros	632	0.0	0.1	0.1	0.1	0.1	0.1	0.0	0.0	0.0	0.0	0.0	0.0
Congo, Dem. Rep. of	636	1.0	1.2	1.6	1.8	1.3	1.2	3.5	2.8	3.1	2.8	2.2	3.9
Congo, Republic of	634	1.0	1.2	1.4	1.4	1.1	0.8	5.5	6.2	6.2	3.3	2.8	4.2
Côte d'Ivoire	662	2.1	2.0	2.2	2.5	2.6	2.8	1.1	1.3	1.5	1.6	1.6	2.2
Equatorial Guinea	642	0.4	0.4	0.4	0.3	0.2	0.2	2.3	3.0	3.9	1.7	1.6	2.1
Eritrea	643	0.1	0.2	0.1	0.2	0.1	0.1	0.0	0.1	0.5	0.4	0.2	0.2
Eswatini, Kingdom of	734	0.1	0.1	0.1	0.1	0.1	0.1	0.2	0.2	0.2	0.1	0.1	0.1
Estonia	939	1.5	1.4	1.5	1.2	1.2	1.3	0.5	0.3	0.4	0.5	0.4	0.4
Ethiopia	644	2.3	2.9	3.9	4.4	4.3	3.6	0.4	0.4	0.6	0.5	0.5	0.4
Gabon	646	0.6	0.6	0.6	0.8	0.6	0.6	1.6	1.9	2.5	1.4	1.7	3.3
Gambia, The	648	0.4	0.5	0.6	0.5	0.5	0.6	0.1	0.1	0.1	0.1	0.1	0.2
Ghana	652	6.5	5.8	5.7	6.7	6.4	6.5	1.3	1.2	2.4	4.9	3.1	5.1
Guinea	656	1.0	1.2	1.5	1.7	1.7	1.8	0.2	0.8	0.6	0.6	1.1	2.3
Guinea-Bissau	654	0.0	0.0	0.0	0.0	0.1	0.1	0.1	0.1	0.2	0.2	0.3	0.3
Kenya	664	7.2	7.6	10.6	9.8	8.8	7.7	0.2	0.2	0.2	0.3	0.3	0.3
Lesotho	666	0.1	0.1	0.1	0.1	0.1	0.1	0.0	0.0	0.0	0.0	0.0	0.1
Liberia	668	3.7	2.6	2.2	2.3	1.9	2.5	0.3	0.2	0.4	0.3	0.1	0.2
Madagascar	674	0.9	1.0	1.1	1.2	1.3	1.5	0.3	0.2	0.2	0.3	0.4	0.5
Malawi	676	0.4	0.4	0.4	0.5	0.5	0.5	0.1	0.1	0.1	0.1	0.1	0.1
Mali	678	0.4	0.4	0.4	0.4	0.5	0.5	0.5	0.4	0.3	0.5	0.5	0.5
Mauritius	684	2.3	1.8	2.5	2.1	1.7	1.8	0.1	0.1	0.1	0.2	0.1	0.1
Mozambique	688	2.2	2.8	4.3	3.8	2.7	2.9	0.7	0.8	2.0	0.9	1.0	1.6
Namibia	728	0.5	1.0	0.7	0.6	0.4	0.4	0.3	0.3	0.4	0.3	0.2	0.4
Niger	692	0.3	0.3	0.4	0.3	0.2	0.3	0.1	0.0	0.1	0.1	0.1	0.1
Nigeria	694	13.9	16.2	20.4	17.8	13.4	15.4	18.1	18.4	23.0	13.1	10.0	12.5
Rwanda	714	0.2	0.2	0.3	0.3	0.2	0.2	0.1	0.2	0.2	0.1	0.1	0.1
Senegal	722	1.6	1.8	2.5	3.1	3.2	3.2	0.2	0.2	0.3	0.4	0.5	0.7
Seychelles	718	0.1	0.1	0.1	0.1	0.2	0.1	0.0	0.0	0.0	0.0	0.0	0.1
Sierra Leone	724	0.5	0.4	0.3	0.5	0.4	0.4	0.5	1.4	1.8	0.2	0.3	0.4
South Africa	199	26.7	28.0	26.9	24.4	20.9	24.0	57.2	60.0	53.4	23.7	29.7	33.0
South Sudan, Rep. of	733	0.0	0.1	0.1	0.2	0.0	0.1	0.0	2.5	4.3	2.3	1.4	1.3
Tanzania	738	4.2	6.9	8.0	6.6	6.0	5.3	1.0	1.5	1.5	1.7	1.6	1.6
Togo	742	4.1	3.4	3.6	3.1	2.6	2.7	0.3	0.3	0.4	0.5	0.3	0.4
Uganda	746	1.0	1.0	1.1	1.2	1.4	1.3	0.1	0.1	0.2	0.2	0.2	0.2
Zambia	754	1.0	1.1	1.1	0.9	0.8	1.0	3.1	3.6	3.5	2.6	3.2	4.2
Zimbabwe	698	0.6	0.6	0.6	0.8	0.5	0.6	0.8	0.8	0.9	0.9	0.8	1.0
Africa n.s.	799	0.1	0.1	0.0	0.0	0.1	1.0	0.0	0.1	0.1	0.0	0.0	0.1

Emerging and Developing Asia (505)

In Billions of U.S. Dollars

		Exports (FOB)						Imports (CIF)					
		2012	2013	2014	2015	2016	2017	2012	2013	2014	2015	2016	2017
Western Hemisphere	205	168.4	165.4	170.5	162.5	145.6	167.0	174.0	182.3	185.6	146.4	141.2	172.4
Antigua and Barbuda	311	0.8	0.3	0.2	0.1	0.2	0.1	0.0	0.0	0.0	0.0	0.0	0.0
Argentina	213	10.2	11.2	9.6	11.0	9.6	12.0	13.0	13.6	13.6	13.7	14.2	13.9
Aruba	314	0.0	0.0	0.1	0.1	0.0	0.0	0.0	0.1	0.2	0.0	0.0	0.0
Bahamas, The	313	3.0	1.2	0.9	1.7	0.4	0.4	0.2	0.1	0.7	0.1	0.3	0.1
Barbados	316	0.1	0.1	0.1	0.1	0.1	0.1	0.0	0.0	0.0	0.0	0.0	0.0
Belize	339	0.1	0.2	0.1	0.1	0.1	0.1	0.0	0.0	0.0	0.0	0.1	0.0
Bermuda	319	0.2	0.2	0.2	0.4	0.2	0.1	0.1	0.3	0.0	0.0	0.0	0.0
Bolivia	218	0.5	0.7	0.9	0.7	0.8	0.9	0.3	0.3	0.5	0.7	0.5	1.0
Brazil	223	45.4	48.0	48.2	35.8	29.4	37.7	66.2	66.1	67.3	58.6	59.3	74.4
Chile	228	14.4	15.0	15.3	15.7	15.3	17.5	24.3	25.4	25.5	22.0	20.5	23.7
Colombia	233	7.9	8.5	10.0	9.4	8.4	9.3	5.3	8.4	11.2	4.6	3.1	4.7
Costa Rica	238	1.2	1.2	1.4	1.7	2.2	2.1	6.8	6.9	7.9	1.0	0.8	1.0
Curacao	354	0.1	0.1	0.1	0.1	0.1	0.2	0.0	0.0	0.0	0.0	0.0	0.0
Dominica	321	0.0	0.0	0.0	0.0	0.0	0.1	0.0	0.0	0.0	0.0	0.0	0.0
Dominican Republic	243	1.3	1.3	1.6	2.0	2.1	2.2	0.5	0.4	0.4	0.8	0.8	0.8
Ecuador	248	3.3	3.7	4.1	3.5	2.8	3.7	1.9	1.3	2.2	2.0	1.3	1.7
El Salvador	253	1.6	0.8	0.7	0.9	0.9	1.0	0.0	0.1	0.0	0.1	0.1	0.2
Greenland	326	0.0	0.0	0.0	0.0	0.0	0.0	0.1	0.1	0.1	0.1	0.1	0.1
Guatemala	258	1.7	1.9	2.3	2.6	2.4	2.5	0.1	0.2	0.1	0.3	0.2	0.3
Guyana	336	0.2	0.2	0.2	0.2	0.2	0.2	0.0	0.0	0.1	0.1	0.0	0.1
Haiti	263	0.4	0.5	0.6	0.7	0.7	0.8	0.0	0.0	0.0	0.0	0.0	0.0
Honduras	268	1.3	1.0	1.0	1.2	1.0	1.1	0.3	0.3	0.2	0.1	0.1	0.1
Jamaica	343	0.9	0.7	0.6	0.8	0.7	0.7	0.0	0.0	0.1	0.0	0.0	0.1
Mexico	273	34.1	36.0	41.3	44.0	44.2	49.1	14.4	16.4	16.3	14.6	14.5	16.8
Netherlands Antilles	353	0.4	0.3	0.2	0.2	0.1	0.1	0.0	0.0	0.2	0.0	0.1	0.0
Nicaragua	278	0.6	0.7	0.7	0.9	0.9	0.8	0.1	0.1	0.0	0.0	0.0	0.1
Panama	283	16.4	12.0	10.4	9.6	7.4	7.7	0.7	0.3	0.6	0.6	0.2	0.3
Paraguay	288	1.5	1.5	1.6	1.5	1.4	1.8	0.2	0.3	0.6	0.4	0.5	0.5
Peru	293	6.8	7.8	7.9	8.2	7.8	8.8	9.5	9.6	9.2	9.2	10.7	15.8
Suriname	366	0.3	0.2	0.2	0.3	0.2	0.2	0.0	0.0	0.1	0.3	0.1	0.1
Trinidad and Tobago	369	0.5	0.6	0.7	0.8	0.6	0.7	0.2	0.2	0.2	0.1	0.4	0.3
Uruguay	298	2.8	2.6	2.8	2.3	2.1	2.5	2.1	2.7	2.9	2.8	2.3	2.9
Venezuela, Rep. Bol.	299	10.0	6.6	6.0	5.6	2.8	1.9	27.2	28.6	25.4	14.1	10.7	13.4
Western Hem. n.s.	399	0.4	0.1	0.2	0.5	0.3	0.4	0.0	0.4	0.0	0.0	0.1	0.0
Other Countries n.i.e	910	5.0	5.4	4.9	5.2	5.2	4.9	3.4	3.6	3.4	3.0	3.2	2.2
Cuba	928	1.2	1.4	1.1	2.0	1.9	1.4	0.6	0.5	0.4	0.3	0.3	0.5
Korea, Dem. People's Rep.	954	3.8	4.0	3.8	3.2	3.3	3.4	2.8	3.1	3.0	2.7	2.9	1.8
Special Categories	899	3.5	4.2	4.7	5.2	6.4	5.6	145.3	159.8	147.3	148.1	132.3	3.3
Countries & Areas n.s.	898	6.9	13.6	4.7	3.6	3.0	2.8	25.1	28.0	33.9	14.6	15.4	147.0
Memorandum Items													
Africa	605	117.5	128.1	143.8	135.2	118.7	124.8	156.5	158.6	161.7	94.2	89.9	118.7
Middle East	405	180.5	195.4	219.7	197.4	178.0	178.0	368.9	368.4	351.2	222.6	190.1	244.6
European Union	998	489.2	501.1	541.8	518.8	510.5	563.8	345.2	354.5	373.8	327.8	323.5	372.2
Export earnings: fuel	080	274.8	298.1	333.7	279.4	251.8	266.6	560.4	563.7	551.6	345.3	295.3	387.0
Export earnings: nonfuel	092	2,961.0	3,132.2	3,260.5	3,134.0	3,005.0	3,302.1	2,678.3	2,816.1	2,838.3	2,542.8	2,570.2	2,956.0

Europe (170)

In Billions of U.S. Dollars

		Exports (FOB)						Imports (CIF)					
		2012	2013	2014	2015	2016	2017	2012	2013	2014	2015	2016	2017
IFS World		1,475.1	1,488.2	1,485.0	1,161.8	1,094.6	1,159.0	1,410.7	1,454.7	1,407.1	1,108.2	1,110.0	1,192.4
World	001	1,343.4	1,364.8	1,349.1	1,056.1	997.8	1,167.6	1,272.7	1,307.5	1,260.9	1,004.4	993.4	1,167.0
Advanced Economies	110	768.3	801.8	817.3	646.4	604.3	696.1	677.4	708.9	694.0	559.8	565.8	651.1
Euro Area	163	551.7	575.0	584.6	452.7	423.4	489.8	456.5	480.7	478.1	393.7	401.3	457.5
Austria	122	21.0	20.4	19.6	15.5	15.1	17.9	24.4	26.6	27.4	22.1	21.1	23.2
Belgium	124	18.0	20.0	23.2	18.3	17.8	21.5	22.0	24.4	24.5	18.5	19.6	23.0
Cyprus	423	3.3	2.8	1.7	1.1	0.8	0.9	0.7	0.8	0.8	0.6	0.4	0.5
Estonia	939	6.0	5.9	5.9	4.0	4.0	3.8	1.6	1.6	2.6	1.3	1.5	1.8
Finland	172	15.0	16.7	15.3	9.9	9.4	11.8	9.9	10.1	9.4	6.6	6.2	7.8
France	132	46.4	45.8	45.3	37.6	36.5	41.2	44.7	45.3	44.2	35.6	38.6	42.0
Germany	134	145.4	157.4	170.9	146.0	147.3	167.9	173.8	183.6	183.9	156.2	160.0	180.5
Greece	174	13.3	14.2	12.5	9.8	9.7	11.4	10.6	11.9	11.4	7.4	6.8	8.4
Ireland	178	1.8	1.9	2.1	2.0	2.1	2.4	5.1	5.3	5.4	5.1	4.8	5.6
Italy	136	91.8	101.8	101.3	72.3	61.7	70.8	66.8	69.5	68.4	56.7	56.6	64.6
Latvia	941	14.5	13.7	16.6	10.0	7.4	7.4	2.1	2.4	2.4	1.8	1.8	1.8
Lithuania	946	10.7	11.6	10.4	7.8	7.4	8.8	5.0	5.6	5.5	3.9	3.8	5.0
Luxembourg	137	0.6	0.6	0.6	0.6	0.6	0.7	1.3	1.4	1.3	1.2	1.1	1.4
Malta	181	3.6	5.5	4.7	4.1	3.0	3.6	0.5	0.3	0.4	0.2	0.3	0.3
Netherlands	138	110.0	102.3	98.6	66.1	53.7	64.6	33.9	33.6	33.8	29.1	30.4	35.9
Portugal	182	4.0	4.4	4.1	3.3	3.8	5.1	2.9	3.2	3.3	2.6	2.7	3.0
Slovak Republic	936	20.1	20.4	19.6	16.7	15.5	17.7	18.8	20.4	19.1	16.1	16.6	18.2
Slovenia	961	5.2	5.6	6.2	5.7	6.3	7.3	7.4	8.4	9.3	8.0	8.3	9.6
Spain	184	21.1	23.9	26.0	22.0	21.3	25.0	25.2	26.5	24.9	20.9	20.7	25.0
Australia	193	1.4	1.4	1.7	1.6	1.7	1.8	2.2	2.8	1.9	1.9	1.7	3.5
Canada	156	6.4	5.9	4.6	3.5	3.5	4.3	4.7	4.6	3.8	2.9	2.7	4.6
China,P.R.: Hong Kong	532	2.8	4.5	2.8	2.1	2.2	2.4	0.7	0.8	0.8	0.7	0.7	0.8
Czech Republic	935	24.7	27.2	28.8	25.1	25.0	29.6	24.7	26.8	27.2	22.1	23.4	27.2
Denmark	128	7.5	7.6	9.3	7.7	7.5	10.0	7.7	8.7	8.2	6.4	6.5	7.3
Iceland	176	0.1	0.1	0.2	0.2	0.3	0.4	0.5	0.5	0.5	0.3	0.4	0.3
Israel	436	9.3	8.9	10.5	7.3	7.4	8.1	4.7	5.5	5.6	3.7	3.2	3.5
Japan	158	18.9	22.8	22.8	17.5	12.0	13.7	26.5	24.2	21.1	15.8	16.6	17.8
Korea, Republic of	542	17.0	18.1	21.9	16.9	12.7	16.0	27.0	26.0	26.4	19.6	18.8	21.5
New Zealand	196	0.2	0.6	0.7	0.7	0.4	0.4	0.4	0.5	0.5	0.3	0.4	0.4
Norway	142	5.7	6.9	6.6	5.0	4.5	4.8	6.1	7.4	5.5	4.3	3.4	4.1
San Marino	135	0.1	0.1	0.1	0.1	0.1	0.1	0.0	0.0	0.0	0.0	0.0	0.0
Singapore	576	3.5	4.1	8.1	4.6	3.4	4.9	2.8	2.7	2.4	2.4	2.1	2.5
Sweden	144	14.4	13.4	14.8	11.5	12.0	12.9	14.6	14.5	14.2	11.1	11.0	12.2
Switzerland	146	22.1	18.7	16.1	15.6	13.2	13.5	12.7	17.8	13.5	8.6	8.9	14.5
Taiwan Prov.of China	528	4.6	5.7	5.0	3.3	4.1	4.4	6.9	6.6	6.3	5.6	5.6	6.6
United Kingdom	112	47.3	51.2	48.9	43.9	43.0	45.8	28.4	30.1	29.5	23.0	22.6	25.6
United States	111	30.4	29.6	29.7	27.1	27.7	33.0	50.3	48.7	48.6	37.3	36.4	40.8
Emerg. & Dev. Economies	200	570.4	558.4	527.5	405.5	386.4	463.0	579.9	581.4	549.8	431.8	417.9	504.6
Emerg. & Dev. Asia	505	103.1	106.3	101.0	77.0	73.2	91.3	161.7	171.2	170.1	143.2	148.9	172.6
Bangladesh	513	1.0	1.2	1.1	1.9	1.8	1.8	1.6	2.1	2.2	2.1	2.2	2.6
Cambodia	522	0.0	0.0	0.0	0.0	0.0	0.1	0.2	0.3	0.3	0.3	0.4	0.4
China,P.R.: Mainland	924	72.8	74.2	71.2	54.6	49.4	65.0	124.7	131.9	129.2	107.2	111.2	127.0
Guam	829	0.1	0.0	0.0	0.0	0.0	0.0	0.0	0.0	0.0	0.0	0.0	0.0
India	534	14.4	12.3	12.0	9.6	10.4	12.4	13.6	14.3	15.4	13.1	13.7	14.2
Indonesia	536	4.1	5.0	3.8	1.8	1.6	2.1	4.8	5.2	5.0	4.3	4.8	5.3
Malaysia	548	1.5	2.3	2.8	1.6	1.9	1.5	4.4	4.2	4.4	4.4	4.6	6.4
Marshall Islands	867	0.2	0.2	0.2	0.4	1.1	0.6	0.2	0.1	0.2	0.2	0.0	0.0
Mongolia	948	2.2	1.9	1.7	1.3	1.1	1.5	0.1	0.0	0.0	0.0	0.0	0.0
Myanmar	518	0.2	0.1	0.1	0.2	0.4	0.3	0.1	0.0	0.1	0.0	0.0	0.1
Nepal	558	0.0	0.0	0.0	0.1	0.0	0.1	0.0	0.0	0.0	0.0	0.0	0.1
Philippines	566	1.5	1.7	1.5	0.7	0.5	0.7	1.1	1.1	0.9	0.8	0.9	1.2
Sri Lanka	524	0.3	0.5	0.3	0.3	0.3	0.3	0.7	0.7	0.7	0.6	0.6	0.6
Thailand	578	2.6	3.8	3.4	1.7	1.8	1.6	5.2	5.4	5.5	4.3	4.3	5.7
Vanuatu	846	0.0	0.1	0.2	0.0	0.0	0.1	0.0	0.0	0.0	0.0	0.0	0.0
Vietnam	582	2.0	2.4	2.3	2.6	2.6	3.0	4.8	5.8	6.0	5.4	5.9	8.8
Asia n.s.	598	0.2	0.3	0.3	0.2	0.1	0.1	0.1	0.1	0.1	0.1	0.1	0.1

Europe (170)

In Billions of U.S. Dollars

		Exports (FOB)						Imports (CIF)					
		2012	2013	2014	2015	2016	2017	2012	2013	2014	2015	2016	2017
Europe	170	353.3	347.3	318.9	236.3	221.3	268.4	356.9	345.8	318.9	238.9	219.3	268.0
Emerg. & Dev. Europe	903	154.4	152.2	150.3	122.2	118.2	141.6	106.4	114.5	115.3	95.5	96.4	113.3
Albania	914	1.0	1.0	1.0	0.9	1.0	1.2	0.3	0.3	0.4	0.3	0.4	0.5
Bosnia and Herzegovina	963	4.5	4.6	4.8	3.8	3.7	4.4	2.0	2.1	2.1	1.9	2.1	2.5
Bulgaria	918	12.3	10.5	9.9	9.3	10.8	12.9	9.2	8.8	8.8	7.4	7.5	8.7
Croatia	960	4.9	5.8	6.1	5.1	4.8	6.3	3.8	3.6	3.7	3.2	3.2	3.8
Faroe Islands	816	0.0	0.0	0.0	0.1	0.1	0.1	0.1	0.2	0.2	0.3	0.4	0.5
Gibraltar	823	1.6	1.4	1.5	0.7	0.5	1.0	0.0	0.1	0.1	0.0	0.1	0.0
Hungary	944	17.6	18.4	18.3	14.7	15.0	17.2	18.8	19.7	20.0	17.8	17.6	20.7
Kosovo	967	0.8	0.9	0.9	0.8	1.0	1.1	0.1	0.1	0.1	0.1	0.1	0.2
Macedonia, FYR	962	1.9	2.0	2.2	2.0	2.3	2.6	1.3	1.4	1.5	1.5	1.5	1.9
Montenegro	943	1.4	1.4	1.4	1.2	1.3	1.2	0.3	0.3	0.3	0.2	0.2	0.2
Poland	964	33.2	32.7	29.9	22.3	23.0	27.9	26.1	29.5	28.2	22.6	24.2	28.5
Romania	968	20.8	20.3	21.9	19.1	19.4	22.5	14.4	15.6	16.5	12.7	12.5	14.6
Serbia, Republic of	942	6.8	7.1	7.7	6.6	6.3	7.9	5.9	6.5	7.0	6.1	6.5	8.1
Turkey	186	47.5	46.2	44.6	35.5	29.0	35.5	24.0	26.3	26.4	21.5	19.9	23.3
CIS	901	197.9	194.0	167.4	113.1	102.2	125.7	250.3	231.1	203.4	143.2	122.6	154.1
Armenia	911	1.5	1.6	1.7	1.5	1.3	1.7	0.4	0.6	0.6	0.5	0.7	0.9
Azerbaijan, Rep. of	912	7.8	8.5	8.3	5.4	3.7	4.5	2.4	2.2	2.2	1.9	1.9	2.7
Belarus	913	30.1	25.6	24.7	18.1	17.2	21.7	21.5	20.4	19.1	13.4	14.3	17.2
Georgia	915	4.2	4.3	4.4	3.5	3.7	4.1	1.0	1.3	1.4	1.1	0.9	1.4
Kazakhstan	916	21.9	23.9	19.0	14.1	12.8	16.0	20.2	15.9	17.7	11.0	9.2	11.9
Kyrgyz Republic	917	3.1	3.6	3.3	2.4	2.0	2.6	0.7	0.6	0.6	0.4	0.6	0.7
Moldova	921	4.2	4.4	4.5	3.1	3.0	3.5	1.6	1.6	1.6	1.4	1.3	1.7
Russian Federation	922	67.5	67.1	57.0	36.2	33.1	40.6	161.0	149.8	129.5	92.9	75.1	95.3
Tajikistan	923	1.7	1.7	1.8	1.4	1.3	1.5	0.5	0.5	0.4	0.4	0.4	0.6
Turkmenistan	925	3.8	4.5	4.6	3.4	2.4	1.8	1.0	1.3	1.0	0.9	1.4	1.0
Ukraine	926	47.0	43.5	32.5	19.7	17.6	22.5	36.6	33.4	26.2	17.0	14.3	17.4
Uzbekistan	927	5.1	5.4	5.7	4.3	4.1	5.4	3.4	3.4	3.0	2.3	2.5	3.2
Europe n.s.	884	1.0	1.1	1.2	1.0	0.9	1.1	0.2	0.2	0.2	0.1	0.3	0.5
Mid East, N Africa, Pak	440	87.6	76.8	81.8	70.2	71.6	79.6	31.4	32.3	30.6	23.8	24.8	34.4
Afghanistan, I.R. of	512	2.5	2.1	2.4	2.0	1.7	1.7	0.1	0.1	0.1	0.1	0.1	0.1
Algeria	612	6.0	4.9	4.9	5.1	7.1	8.0	1.2	1.0	1.0	0.9	0.6	1.6
Bahrain, Kingdom of	419	0.3	0.3	0.3	0.3	0.3	0.3	0.2	0.2	0.3	0.1	0.1	0.2
Djibouti	611	0.2	0.1	0.3	0.3	0.2	0.2	0.0	0.0	0.0	0.0	0.0	0.0
Egypt	469	11.1	9.9	13.1	11.1	10.6	11.9	2.3	2.7	2.7	2.2	2.7	3.8
Iran, I.R. of	429	14.9	8.0	8.0	6.9	9.3	6.9	13.3	11.9	11.2	7.1	6.0	9.1
Iraq	433	13.0	14.0	14.0	11.6	9.5	11.4	0.3	0.5	0.8	1.6	1.9	3.1
Jordan	439	2.0	1.8	2.3	1.7	1.6	1.4	0.3	0.2	0.3	0.3	0.2	0.2
Kuwait	443	0.5	0.5	0.6	1.1	1.1	1.4	0.3	0.3	0.2	0.2	0.1	0.2
Lebanon	446	3.0	2.4	2.7	2.3	2.3	2.5	0.2	0.2	0.2	0.1	0.2	0.3
Libya	672	3.2	4.3	3.1	2.1	1.6	1.5	0.4	0.5	0.5	0.3	0.3	0.4
Mauritania	682	0.2	0.2	0.2	0.2	0.1	0.3	0.0	0.0	0.0	0.0	0.0	0.1
Morocco	686	3.5	3.6	3.9	3.1	3.6	4.1	1.5	1.7	1.7	1.9	2.0	2.1
Oman	449	0.6	0.7	0.8	0.6	0.5	0.6	0.2	0.2	0.2	0.1	0.1	0.2
Pakistan	564	0.9	1.2	1.3	0.8	1.0	1.1	1.3	1.2	1.2	1.0	0.9	1.0
Qatar	453	0.4	0.4	0.6	0.6	0.7	1.0	0.6	0.5	0.6	0.4	0.7	0.9
Saudi Arabia	456	6.9	6.0	6.4	6.5	5.7	5.5	3.1	2.8	3.2	2.8	3.0	3.6
Somalia	726	0.0	0.1	0.1	0.1	0.1	0.2	0.0	0.0	0.0	0.0	0.0	0.0
Sudan	732	0.6	0.5	0.8	0.7	0.8	1.1	0.1	0.1	0.1	0.0	0.1	0.1
Syrian Arab Republic	463	1.9	2.1	2.8	2.1	1.7	1.8	0.2	0.2	0.2	0.1	0.1	0.1
Tunisia	744	2.5	2.4	2.8	2.3	2.2	2.3	0.6	0.7	0.6	0.6	0.7	0.7
United Arab Emirates	466	12.3	10.5	9.5	8.0	8.9	13.3	5.3	7.5	5.3	3.7	4.9	6.6
West Bank and Gaza	487	0.1	0.1	0.1	0.1	0.1	0.1	0.0	0.0	0.0	0.0	0.0	0.0
Yemen, Republic of	474	0.9	0.9	1.0	0.6	0.7	1.0	0.0	0.0	0.0	0.0	0.0	0.1
Sub-Saharan Africa	603	9.6	10.1	9.4	8.8	8.4	9.3	6.4	6.7	6.5	6.0	5.9	6.8
Angola	614	0.4	0.5	0.5	0.5	0.8	0.5	0.0	0.0	0.0	0.0	0.0	0.0
Benin	638	0.2	0.2	0.2	0.1	0.1	0.2	0.0	0.0	0.0	0.0	0.0	0.0
Burkina Faso	748	0.0	0.0	0.0	0.1	0.0	0.1	0.2	0.0	0.0	0.0	0.1	0.1
Cameroon	622	0.2	0.2	0.2	0.2	0.2	0.2	0.1	0.1	0.1	0.1	0.1	0.1

Europe (170)

In Billions of U.S. Dollars

		Exports (FOB)						Imports (CIF)					
		2012	2013	2014	2015	2016	2017	2012	2013	2014	2015	2016	2017
Congo, Dem. Rep. of	636	0.1	0.1	0.1	0.1	0.1	0.1	0.1	0.1	0.2	0.1	0.1	0.0
Congo, Republic of	634	0.1	0.2	0.2	0.2	0.2	0.1	0.0	0.0	0.1	0.0	0.0	0.0
Côte d'Ivoire	662	0.2	0.3	0.2	0.3	0.3	0.4	0.6	0.6	0.8	0.7	0.7	0.8
Equatorial Guinea	642	0.1	0.1	0.1	0.1	0.0	0.0	0.0	0.0	0.0	0.0	0.0	0.0
Eswatini, Kingdom of	734	0.0	0.0	0.0	0.0	0.0	0.0	0.1	0.0	0.1	0.0	0.0	0.0
Estonia	939	6.0	5.9	5.9	4.0	4.0	3.8	1.6	1.6	2.6	1.3	1.5	1.8
Ethiopia	644	0.6	0.6	0.6	0.7	0.9	0.6	0.1	0.1	0.1	0.1	0.1	0.1
Gabon	646	0.1	0.1	0.1	0.1	0.1	0.1	0.0	0.0	0.0	0.0	0.1	0.1
Gambia, The	648	0.0	0.0	0.0	0.0	0.0	0.1	0.0	0.0	0.0	0.0	0.0	0.0
Ghana	652	0.6	0.4	0.3	0.5	0.6	0.5	0.7	0.5	0.5	0.5	0.5	0.4
Guinea	656	0.1	0.2	0.1	0.1	0.1	0.2	0.2	0.2	0.1	0.1	0.1	0.2
Kenya	664	0.4	0.6	0.6	0.5	0.4	0.5	0.2	0.3	0.3	0.3	0.3	0.3
Liberia	668	0.5	0.5	0.2	0.4	0.3	0.3	0.2	0.4	0.2	0.3	0.2	0.1
Madagascar	674	0.1	0.1	0.1	0.1	0.1	0.1	0.0	0.0	0.0	0.0	0.0	0.0
Malawi	676	0.0	0.0	0.0	0.0	0.0	0.0	0.2	0.1	0.2	0.1	0.1	0.1
Mali	678	0.1	0.1	0.1	0.1	0.1	0.2	0.0	0.0	0.0	0.0	0.0	0.0
Mauritius	684	0.0	0.1	0.1	0.0	0.1	0.1	0.0	0.0	0.0	0.0	0.0	0.0
Mozambique	688	0.1	0.2	0.2	0.2	0.1	0.1	0.3	0.2	0.2	0.2	0.2	0.3
Namibia	728	0.3	0.2	0.2	0.3	0.1	0.2	0.0	0.0	0.0	0.0	0.0	0.0
Niger	692	0.0	0.1	0.1	0.0	0.0	0.0	0.0	0.0	0.0	0.0	0.0	0.0
Nigeria	694	1.3	1.4	1.5	1.1	1.0	1.1	0.3	0.3	0.3	0.3	0.3	0.2
Rwanda	714	0.0	0.0	0.1	0.1	0.0	0.1	0.0	0.0	0.0	0.0	0.0	0.0
Senegal	722	0.4	0.3	0.4	0.3	0.4	0.7	0.0	0.0	0.0	0.0	0.0	0.0
Sierra Leone	724	0.1	0.1	0.1	0.1	0.1	0.1	0.1	0.1	0.1	0.1	0.1	0.1
South Africa	199	2.5	2.6	2.2	1.9	1.7	1.9	2.5	2.8	2.5	2.3	2.3	3.2
Tanzania	738	0.3	0.3	0.3	0.3	0.3	0.4	0.1	0.2	0.2	0.2	0.1	0.2
Togo	742	0.5	0.4	0.3	0.2	0.1	0.2	0.1	0.1	0.1	0.0	0.0	0.0
Uganda	746	0.2	0.1	0.2	0.1	0.1	0.1	0.1	0.1	0.1	0.1	0.1	0.1
Zambia	754	0.0	0.0	0.0	0.1	0.0	0.0	0.0	0.0	0.0	0.0	0.0	0.0
Zimbabwe	698	0.0	0.0	0.1	0.0	0.0	0.0	0.2	0.1	0.1	0.1	0.1	0.1
Western Hemisphere	205	16.7	17.8	16.4	13.1	11.9	14.4	23.6	25.3	23.6	19.9	19.1	22.8
Antigua and Barbuda	311	0.1	0.2	0.2	0.1	0.2	0.2	0.1	0.2	0.1	0.1	0.1	0.1
Argentina	213	0.8	0.9	0.6	0.4	0.5	0.7	2.8	2.7	2.7	2.0	2.1	2.4
Bahamas, The	313	0.2	0.3	0.5	0.9	0.3	0.4	0.3	0.5	0.6	0.8	0.3	0.3
Barbados	316	0.0	0.1	0.1	0.0	0.0	0.0	0.0	0.0	0.1	0.0	0.0	0.0
Belize	339	0.3	0.2	0.1	0.1	0.1	0.1	0.0	0.1	0.1	0.0	0.1	0.0
Bolivia	218	0.0	0.0	0.0	0.0	0.0	0.1	0.0	0.0	0.0	0.0	0.0	0.1
Brazil	223	5.7	5.1	5.3	3.9	3.4	3.8	9.0	8.7	9.2	7.5	7.0	8.6
Chile	228	0.4	0.4	0.4	0.5	0.5	0.6	1.2	1.5	1.5	1.2	1.1	1.4
Colombia	233	0.8	0.7	0.8	0.7	0.7	0.9	1.2	1.0	1.1	1.1	1.4	2.0
Costa Rica	238	0.1	0.1	0.2	0.1	0.2	0.2	0.4	0.3	0.3	0.2	0.2	0.3
Dominican Republic	243	0.1	0.1	0.2	0.2	0.1	0.1	0.0	0.1	0.1	0.0	0.0	0.1
Ecuador	248	0.3	0.3	0.4	0.3	0.3	0.3	1.9	2.0	1.9	1.7	1.8	1.9
El Salvador	253	0.0	0.0	0.0	0.0	0.0	0.1	0.0	0.0	0.0	0.0	0.0	0.0
Greenland	326	0.0	0.0	0.0	0.0	0.1	0.1	0.0	0.0	0.0	0.1	0.1	0.1
Guatemala	258	0.2	0.2	0.1	0.1	0.1	0.1	0.1	0.1	0.2	0.3	0.2	0.2
Guyana	336	0.0	0.0	0.0	0.0	0.0	0.0	0.1	0.1	0.1	0.1	0.0	0.1
Haiti	263	0.0	0.0	0.0	0.0	0.0	0.1	0.0	0.0	0.0	0.0	0.0	0.0
Honduras	268	0.1	0.1	0.0	0.0	0.0	0.1	0.0	0.0	0.0	0.0	0.0	0.1
Jamaica	343	0.1	0.0	0.1	0.0	0.0	0.1	0.2	0.1	0.1	0.2	0.1	0.1
Mexico	273	2.1	2.6	3.2	2.9	3.0	4.0	3.4	3.8	2.7	2.4	2.5	2.8
Nicaragua	278	0.1	0.1	0.0	0.0	0.0	0.1	0.0	0.1	0.0	0.0	0.0	0.0
Panama	283	0.3	0.5	0.4	0.4	0.2	0.3	0.1	1.3	0.1	0.1	0.0	0.0
Paraguay	288	0.0	0.1	0.1	0.1	0.1	0.1	1.0	1.4	1.7	1.2	1.1	1.1
Peru	293	0.8	0.8	0.9	0.9	0.4	0.5	0.4	0.3	0.3	0.2	0.2	0.3
St. Kitts and Nevis	361	0.0	0.1	0.0	0.0	0.0	0.0	0.0	0.0	0.0	0.0	0.0	0.0
Trinidad and Tobago	369	0.3	0.8	0.5	0.3	0.8	0.8	0.0	0.0	0.0	0.0	0.0	0.0
Uruguay	298	0.3	0.2	0.2	0.1	0.1	0.1	0.6	0.5	0.4	0.3	0.4	0.6
Venezuela, Rep. Bol.	299	2.6	2.7	1.5	0.5	0.4	0.2	0.6	0.3	0.2	0.2	0.1	0.2
Western Hem. n.s.	399	0.9	1.0	0.5	0.2	0.1	0.2	0.0	0.0	0.0	0.1	0.0	0.0

Europe (170)

In Billions of U.S. Dollars

		Exports (FOB)						Imports (CIF)					
		2012	2013	2014	2015	2016	2017	2012	2013	2014	2015	2016	2017
Other Countries n.i.e	910	0.4	0.5	0.4	0.4	0.4	0.5	0.2	0.1	0.2	0.2	0.2	0.2
Cuba	928	0.3	0.4	0.3	0.2	0.3	0.4	0.2	0.1	0.2	0.2	0.2	0.2
Korea, Dem. People's Rep.	954	0.1	0.1	0.1	0.1	0.1	0.1	0.0	0.0	0.0	0.0	0.0	0.0
Special Categories	899	2.5	2.7	2.5	2.1	4.9	5.8	1.0	1.3	1.3	1.2	1.5	1.6
Countries & Areas n.s.	898	1.8	1.4	1.4	1.9	1.8	2.3	14.1	15.8	15.6	11.3	8.1	9.6
Memorandum Items													
Africa	605	22.8	21.8	22.2	20.5	22.7	25.5	9.7	10.1	10.0	9.5	9.4	11.3
Middle East	405	71.1	61.8	65.3	55.7	54.5	60.7	26.6	27.6	25.7	19.2	20.3	28.8
European Union	998	734.5	761.9	772.6	611.3	584.0	674.9	604.2	638.1	634.5	519.9	530.0	606.0
Export earnings: fuel	080	166.0	161.4	143.6	106.5	101.5	117.8	213.4	198.3	177.6	127.5	109.0	141.4
Export earnings: nonfuel	092	1,177.4	1,203.4	1,205.5	949.7	896.3	1,049.8	1,059.3	1,109.2	1,083.3	876.9	884.4	1,025.5

Sub-Saharan Africa (603)

In Billions of U.S. Dollars

		Exports (FOB)						Imports (CIF)					
		2012	2013	2014	2015	2016	2017	2012	2013	2014	2015	2016	2017
IFS World		398.5	399.2	390.5	304.9	245.2	296.0	319.8	323.5	328.0	287.5	263.1	296.0
World	001	420.1	407.8	398.8	295.7	251.5	297.5	377.4	399.1	397.0	340.7	296.6	319.8
Advanced Economies	110	193.3	177.1	163.3	119.3	101.5	116.5	161.4	169.5	162.1	130.4	114.6	121.2
Euro Area	163	76.5	75.0	75.9	57.6	45.5	54.7	70.9	75.1	74.5	63.0	55.8	62.3
Austria	122	0.1	0.1	0.1	0.1	0.1	0.1	1.0	0.9	1.0	0.9	0.7	0.8
Belgium	124	4.7	5.3	7.1	6.0	6.1	6.7	9.2	10.5	9.9	7.8	7.6	8.4
Cyprus	423	0.0	0.0	0.3	0.2	0.1	0.0	0.0	0.0	0.1	0.1	0.2	0.1
Estonia	939	0.3	0.3	0.3	0.2	0.2	0.3	0.3	0.1	0.1	0.1	0.1	0.1
Finland	172	0.6	0.6	0.7	0.3	0.3	0.6	1.2	0.9	0.8	0.8	0.9	0.8
France	132	15.1	14.3	13.5	9.4	7.5	8.2	13.2	13.8	13.8	12.7	11.5	12.4
Germany	134	10.2	9.7	9.7	8.6	8.4	9.9	16.6	17.6	17.7	15.7	14.2	15.3
Greece	174	0.2	0.1	0.3	0.2	0.2	0.2	0.4	0.3	0.3	0.4	0.3	0.4
Ireland	178	0.6	0.7	0.6	0.7	0.7	0.7	1.4	1.5	1.3	1.1	1.0	1.2
Italy	136	9.8	9.4	8.3	6.7	5.3	6.4	6.9	7.1	7.6	6.2	5.4	6.1
Latvia	941	0.0	0.0	0.0	0.0	0.0	0.1	0.1	0.1	0.3	0.2	0.1	0.2
Lithuania	946	0.1	0.1	0.0	0.1	0.1	0.1	0.2	0.1	0.2	0.2	0.3	0.3
Luxembourg	137	0.0	0.1	0.1	0.1	0.0	0.1	0.1	0.1	0.1	0.1	0.1	0.1
Malta	181	0.0	0.1	0.1	0.0	0.0	0.1	0.2	0.1	0.1	0.1	0.1	0.0
Netherlands	138	17.6	15.5	17.1	12.8	8.5	10.5	8.2	9.5	8.9	7.3	5.8	6.8
Portugal	182	4.8	6.1	3.7	2.5	1.4	1.5	6.9	6.1	6.5	4.0	3.1	3.7
Slovak Republic	936	0.0	0.0	0.0	0.0	0.0	0.0	0.2	0.2	0.2	0.2	0.2	0.3
Slovenia	961	0.1	0.1	0.1	0.1	0.1	0.1	0.1	0.1	0.1	0.1	0.1	0.1
Spain	184	12.2	12.2	14.0	9.6	6.4	9.1	4.7	6.1	5.5	4.8	4.0	5.3
Australia	193	4.7	4.1	4.3	2.0	1.6	1.9	2.8	3.1	2.8	2.5	2.4	2.4
Canada	156	8.6	6.8	5.7	4.0	3.3	3.1	2.1	2.3	2.7	2.2	1.7	2.1
China,P.R.: Hong Kong	532	1.8	1.9	2.5	2.2	2.4	2.9	1.3	1.2	1.6	1.8	1.6	1.6
Czech Republic	935	0.2	0.2	0.2	0.2	0.2	0.3	0.7	0.8	0.9	0.8	0.8	0.9
Denmark	128	0.3	0.9	0.7	0.5	0.3	0.2	1.1	1.2	1.1	1.1	0.9	1.0
Iceland	176	0.0	0.0	0.0	0.0	0.0	0.0	0.1	0.1	0.1	0.1	0.0	0.0
Israel	436	1.6	1.3	1.7	1.1	1.0	1.1	1.1	1.0	0.9	0.8	0.7	0.8
Japan	158	14.4	12.4	11.5	7.9	5.2	5.8	13.2	12.1	11.2	9.1	8.1	8.2
Korea, Republic of	542	3.9	4.1	5.8	4.2	3.6	4.0	10.2	14.7	10.3	7.8	9.3	7.2
New Zealand	196	0.2	0.2	0.2	0.1	0.1	0.1	0.6	0.6	0.6	0.5	0.4	0.5
Norway	142	1.1	1.7	0.9	0.8	0.6	0.5	1.2	1.6	1.7	1.4	2.1	1.0
Singapore	576	1.4	2.6	4.2	2.9	2.5	2.4	8.4	10.0	9.9	5.8	3.8	4.5
Sweden	144	0.6	0.4	0.4	0.3	0.3	0.4	3.1	2.4	2.2	2.0	1.5	1.6
Switzerland	146	12.3	12.3	11.9	10.0	11.0	10.8	4.1	4.2	3.3	2.5	1.8	1.9
Taiwan Prov. of China	528	7.5	6.1	5.6	2.4	2.2	1.5	2.6	2.6	2.2	1.9	1.5	1.9
United Kingdom	112	16.2	15.8	11.3	8.3	6.4	7.3	13.1	11.8	11.0	8.7	7.6	8.0
United States	111	42.2	31.3	20.6	14.9	15.3	19.5	24.7	24.7	25.2	18.4	14.5	15.3
Emerg. & Dev. Economies	200	214.0	220.8	226.3	167.9	143.9	172.4	207.9	219.4	224.1	201.4	173.6	191.5
Emerg. & Dev. Asia	505	106.1	110.7	116.1	79.4	66.4	90.8	81.4	89.6	97.5	91.4	78.7	86.9
Bangladesh	513	0.2	0.3	0.4	0.4	0.4	0.7	0.1	0.1	0.1	0.2	0.2	0.2
China,P.R.: Mainland	924	59.4	64.4	61.8	37.2	32.8	48.0	47.1	50.5	57.7	57.4	48.8	53.5
India	534	37.6	36.9	43.3	33.7	25.3	32.8	18.3	22.4	22.3	18.4	16.2	17.4
Indonesia	536	4.8	5.0	5.3	3.3	3.0	3.6	3.9	3.9	4.3	3.6	2.9	3.3
Malaysia	548	2.4	1.8	2.1	1.7	1.5	1.9	3.1	3.1	3.6	2.8	2.7	3.2
Marshall Islands	867	0.0	0.0	0.0	0.0	0.0	0.1	0.0	0.3	0.0	0.0	0.0	0.0
Myanmar	518	0.0	0.0	0.0	0.0	0.0	0.0	0.1	0.1	0.1	0.0	0.0	0.1
Philippines	566	0.1	0.1	0.1	0.1	0.1	0.1	0.3	0.3	0.3	0.8	0.3	0.2
Sri Lanka	524	0.1	0.1	0.1	0.1	0.2	0.2	0.1	0.1	0.1	0.1	0.1	0.1
Thailand	578	1.0	0.9	1.5	0.7	0.8	1.1	5.5	5.5	5.9	4.7	4.6	6.1
Vanuatu	846	0.0	0.0	0.0	0.0	0.0	0.0	0.1	0.1	0.1	0.0	0.0	0.0
Vietnam	582	0.5	1.1	1.4	2.0	2.1	2.2	1.6	2.3	2.3	2.6	2.3	2.1
Asia n.s.	598	0.0	0.0	0.1	0.1	0.1	0.1	1.0	0.6	0.6	0.6	0.6	0.6
Europe	170	3.4	3.3	3.5	3.1	2.9	3.1	9.1	10.2	10.7	9.9	9.5	11.4
Emerg. & Dev. Europe	903	2.4	2.3	2.6	2.3	1.8	2.0	5.7	6.1	6.4	6.3	5.9	6.8
Bulgaria	918	0.1	0.1	0.1	0.1	0.1	0.1	0.1	0.2	0.2	0.2	0.3	0.6
Croatia	960	0.1	0.1	0.1	0.0	0.0	0.0	0.1	0.1	0.1	0.1	0.1	0.1
Faroe Islands	816	0.0	0.0	0.0	0.0	0.0	0.0	0.1	0.1	0.1	0.1	0.1	0.1

Sub-Saharan Africa (603)

In Billions of U.S. Dollars

		Exports (FOB)						Imports (CIF)					
		2012	2013	2014	2015	2016	2017	2012	2013	2014	2015	2016	2017
Gibraltar	823	0.1	0.0	0.1	0.0	0.0	0.0	0.0	0.0	0.0	0.0	0.0	0.0
Hungary	944	0.1	0.1	0.1	0.1	0.1	0.1	0.7	0.6	0.5	0.5	0.4	0.5
Poland	964	0.7	0.8	0.6	0.7	0.5	0.5	1.1	1.4	1.4	1.7	1.5	1.5
Romania	968	0.1	0.1	0.2	0.2	0.1	0.1	0.5	0.3	0.5	0.5	0.5	0.6
Serbia, Republic of	942	0.0	0.0	0.0	0.0	0.1	0.0	0.0	0.0	0.0	0.0	0.0	0.0
Turkey	186	1.2	1.2	1.4	1.2	0.9	1.1	3.1	3.3	3.4	3.1	2.9	3.3
CIS	901	1.0	0.9	0.9	0.8	1.0	1.0	3.1	3.7	3.9	3.4	3.5	4.3
Belarus	913	0.0	0.0	0.0	0.0	0.2	0.0	0.1	0.1	0.1	0.1	0.1	0.1
Georgia	915	0.1	0.0	0.0	0.0	0.0	0.0	0.0	0.0	0.0	0.0	0.0	0.0
Kazakhstan	916	0.1	0.1	0.0	0.0	0.1	0.0	0.0	0.0	0.0	0.0	0.0	0.0
Russian Federation	922	0.6	0.6	0.5	0.5	0.5	0.6	1.6	2.0	2.3	2.3	2.5	3.1
Ukraine	926	0.1	0.2	0.2	0.2	0.2	0.3	1.4	1.6	1.4	1.0	0.9	1.1
Europe n.s.	884	0.0	0.0	0.0	0.0	0.0	0.1	0.2	0.4	0.5	0.2	0.1	0.3
Mid East, N Africa, Pak	440	11.8	12.4	13.6	13.0	12.8	14.3	34.5	32.8	34.5	32.3	25.1	29.4
Afghanistan, I.R. of	512	0.2	0.2	0.3	0.3	0.1	0.0	0.0	0.0	0.0	0.0	0.0	0.0
Algeria	612	0.6	0.6	0.3	0.2	0.1	0.2	0.1	0.0	0.1	0.1	0.1	0.1
Bahrain, Kingdom of	419	0.0	0.1	0.1	0.1	0.0	0.0	2.2	1.9	1.4	1.0	0.5	0.6
Djibouti	611	0.2	0.1	0.2	0.2	0.2	0.2	0.0	0.0	0.0	0.0	0.0	0.0
Egypt	469	0.7	0.4	0.5	0.5	0.5	0.5	1.2	1.1	1.3	1.3	1.1	1.3
Iran, I.R. of	429	0.1	0.1	0.1	0.1	0.1	0.2	1.6	0.2	0.2	0.2	0.2	0.3
Iraq	433	0.0	0.0	0.0	0.0	0.0	0.0	0.0	0.0	0.4	0.1	0.0	0.0
Jordan	439	0.1	0.1	0.1	0.3	0.3	0.4	0.1	0.1	0.2	0.1	0.1	0.1
Kuwait	443	0.1	0.1	0.1	0.1	0.1	0.1	1.8	1.5	1.5	1.6	1.9	1.7
Lebanon	446	0.1	0.1	0.1	0.1	0.1	0.2	0.4	0.5	0.5	0.5	0.3	0.2
Libya	672	0.0	0.1	0.0	0.0	0.0	0.0	0.0	0.0	0.0	0.0	0.0	0.0
Mauritania	682	0.2	0.1	0.1	0.1	0.1	0.1	0.4	0.4	0.6	0.5	0.5	0.5
Morocco	686	0.1	0.2	0.2	0.4	0.2	0.2	0.9	0.9	1.0	1.2	1.1	1.4
Oman	449	0.1	0.1	0.1	0.3	0.1	0.1	0.5	0.6	0.8	0.6	0.6	0.9
Pakistan	564	0.6	0.7	0.8	0.8	0.9	1.6	1.1	1.3	1.4	1.2	1.0	1.2
Qatar	453	0.1	0.1	0.1	0.1	0.1	0.2	0.7	0.5	0.7	0.8	0.7	0.5
Saudi Arabia	456	1.2	1.2	1.7	1.4	1.2	0.6	12.1	12.0	11.5	12.4	6.9	8.9
Somalia	726	0.5	0.5	0.5	0.4	0.5	0.5	0.0	0.0	0.0	0.0	0.0	0.0
Sudan	732	0.7	1.3	1.1	1.1	1.1	1.2	0.2	0.1	0.1	0.1	0.0	0.1
Tunisia	744	0.1	0.1	0.1	0.1	0.1	0.1	0.3	0.3	0.3	0.2	0.3	0.4
United Arab Emirates	466	6.0	6.3	7.1	6.3	6.8	7.7	9.0	9.4	10.0	7.6	7.4	8.7
Yemen, Republic of	474	0.2	0.2	0.2	0.2	0.1	0.2	0.1	0.2	0.0	0.0	0.0	0.0
Middle East n.s.	489	0.0	0.0	0.0	0.0	0.0	0.0	1.8	1.8	2.4	2.5	2.3	2.3
Sub-Saharan Africa	603	78.4	78.1	75.9	63.5	57.3	59.8	70.6	74.8	70.3	59.5	51.4	54.3
Angola	614	2.1	2.5	1.9	1.5	1.1	1.2	4.9	4.1	2.3	2.2	1.9	1.9
Benin	638	0.7	0.5	0.5	0.4	0.3	0.3	1.1	1.4	1.7	0.5	0.4	0.4
Botswana	616	5.5	5.6	5.9	5.3	4.5	4.6	0.7	0.9	0.8	0.8	1.0	1.0
Burkina Faso	748	1.2	1.6	1.5	1.5	1.3	1.4	0.1	0.1	0.1	0.1	0.0	0.1
Burundi	618	0.2	0.2	0.2	0.2	0.2	0.2	0.0	0.0	0.0	0.0	0.0	0.0
Cabo Verde	624	0.0	0.0	0.0	0.0	0.0	0.0	0.0	0.1	0.0	0.0	0.0	0.0
Cameroon	622	2.0	1.6	1.6	1.2	0.9	1.1	0.7	0.6	0.5	0.5	0.4	0.5
Central African Rep.	626	0.1	0.0	0.1	0.1	0.1	0.1	0.0	0.0	0.0	0.0	0.0	0.0
Chad	628	0.2	0.2	0.2	0.2	0.1	0.2	0.0	0.0	0.0	0.0	0.0	0.0
Comoros	632	0.0	0.0	0.0	0.2	0.2	0.0	0.0	0.0	0.0	0.0	0.0	0.0
Congo, Dem. Rep. of	636	3.3	3.8	3.2	2.4	2.1	2.3	1.4	2.2	1.8	1.4	1.3	2.1
Congo, Republic of	634	0.4	0.9	0.7	0.9	0.5	0.5	0.3	0.2	0.2	0.1	0.1	0.2
Côte d'Ivoire	662	2.6	3.0	2.8	2.6	2.1	2.4	2.1	2.8	2.3	1.5	1.4	1.6
Equatorial Guinea	642	0.3	0.2	0.2	0.1	0.1	0.1	0.3	0.8	0.6	0.6	0.5	0.4
Eswatini, Kingdom of	734	1.6	1.5	1.6	1.3	1.2	1.4	1.5	1.5	1.5	1.5	1.4	1.6
Estonia	939	0.3	0.3	0.3	0.2	0.2	0.3	0.3	0.1	0.1	0.1	0.1	0.1
Ethiopia	644	0.2	0.2	0.2	0.2	0.2	0.2	0.0	0.0	0.0	0.0	0.0	0.0
Gabon	646	0.5	1.3	0.9	0.3	0.2	0.3	1.0	1.3	0.3	0.5	0.4	0.3
Gambia, The	648	0.1	0.1	0.1	0.1	0.1	0.1	0.0	0.0	0.0	0.0	0.0	0.0
Ghana	652	4.2	4.5	3.7	2.7	2.2	2.9	0.9	2.2	1.6	0.9	0.9	1.0
Guinea	656	0.3	0.3	0.3	0.2	0.2	0.3	0.1	0.2	0.1	0.2	0.1	0.2
Guinea-Bissau	654	0.1	0.1	0.1	0.1	0.1	0.1	0.0	0.1	0.0	0.1	0.0	0.0

Sub-Saharan Africa (603)

In Billions of U.S. Dollars

		Exports (FOB)						Imports (CIF)					
		2012	2013	2014	2015	2016	2017	2012	2013	2014	2015	2016	2017
Kenya	664	1.6	1.6	1.7	2.1	1.6	1.9	2.1	2.3	2.7	2.0	1.6	1.4
Lesotho	666	1.6	1.4	1.3	1.2	1.2	1.4	0.3	0.3	0.3	0.3	0.3	0.3
Liberia	668	0.2	0.2	0.2	0.1	0.1	0.1	0.1	0.1	0.0	0.1	0.1	0.1
Madagascar	674	0.3	0.3	0.3	0.3	0.3	0.4	0.1	0.2	0.2	0.2	0.2	0.2
Malawi	676	0.8	0.9	0.7	0.6	0.6	0.6	0.3	0.3	0.3	0.2	0.2	0.2
Mali	678	1.1	1.4	1.5	1.4	1.4	1.2	0.1	0.1	0.1	0.1	0.1	0.1
Mauritius	684	0.4	0.4	0.5	0.4	0.4	0.5	0.5	0.5	0.6	1.0	0.9	0.8
Mozambique	688	2.9	3.5	4.0	3.0	2.8	3.6	1.9	2.1	1.8	1.4	1.4	1.6
Namibia	728	4.7	4.9	5.5	5.5	4.8	4.2	1.9	2.0	2.1	2.9	2.0	2.1
Niger	692	0.3	0.4	0.4	0.4	0.3	0.4	0.1	0.2	0.2	0.1	0.1	0.1
Nigeria	694	2.7	2.6	2.1	1.6	1.2	1.4	9.4	9.0	10.1	6.5	4.4	4.7
Rwanda	714	0.6	0.5	0.5	0.5	0.4	0.4	0.1	0.2	0.2	0.1	0.1	0.1
Senegal	722	1.6	1.5	1.3	1.2	1.1	1.2	1.2	1.3	1.3	1.6	1.3	1.6
Seychelles	718	0.1	0.1	0.1	0.1	0.1	0.1	0.0	0.1	0.1	0.1	0.1	0.1
Sierra Leone	724	0.2	0.2	0.1	0.1	0.1	0.1	0.0	0.0	0.0	0.0	0.0	0.1
South Africa	199	22.3	18.6	19.3	14.5	14.0	12.2	30.6	30.7	29.9	26.4	22.9	23.1
South Sudan, Rep. of	733	0.0	0.0	0.0	0.2	0.2	0.5	0.0	0.0	0.0	0.0	0.0
Tanzania	738	1.6	1.5	1.3	1.1	1.0	1.0	0.8	1.0	1.0	0.7	0.9	0.9
Togo	742	1.2	0.6	0.6	0.7	0.7	0.7	1.2	1.3	1.5	1.0	1.0	1.4
Uganda	746	1.2	1.1	1.0	0.8	0.8	0.8	0.9	0.8	0.8	0.7	0.8	1.2
Zambia	754	4.3	5.0	4.7	3.7	3.6	4.4	2.6	3.3	2.7	2.4	2.3	2.4
Zimbabwe	698	3.2	3.1	2.9	2.6	2.6	2.6	0.7	0.7	0.5	0.7	0.6	0.4
Africa n.s.	799	0.0	0.0	0.0	0.0	0.0	0.1	0.0	0.0	0.0	0.0	0.0	0.0
Western Hemisphere	205	14.3	16.4	17.1	8.9	4.6	4.4	12.3	11.9	11.0	8.3	8.9	9.4
Antigua and Barbuda	311	0.1	0.0	0.0	0.0	0.0	0.0	0.0	0.0	0.1	0.0	0.0	0.1
Argentina	213	0.5	0.5	0.5	0.4	0.4	0.5	2.4	1.6	1.3	1.2	1.4	1.4
Bahamas, The	313	0.0	0.2	0.3	0.0	0.0	0.0	0.1	1.7	1.0	0.2	0.2	0.0
Belize	339	0.0	0.0	0.0	0.0	0.0	0.0	0.0	0.1	0.0	0.1	0.1	0.0
Bermuda	319	0.0	0.0	0.0	0.0	0.1	0.0	0.0	0.0	0.0	0.1	0.0	0.0
Brazil	223	10.3	12.8	13.5	6.4	2.4	1.7	6.2	5.3	4.8	3.8	3.6	4.3
Chile	228	0.3	0.1	0.5	0.2	0.1	0.1	0.4	0.3	0.8	0.3	0.3	0.3
Colombia	233	0.0	0.0	0.1	0.1	0.1	0.1	0.6	0.3	0.5	0.3	0.2	0.2
Curacao	354	0.0	0.0	0.0	0.1	0.1	0.1	0.0	0.0	0.0	0.0	0.0	0.0
Dominican Republic	243	0.0	0.0	0.0	0.1	0.1	0.3	0.0	0.0	0.0	0.0	0.0	0.0
Ecuador	248	0.0	0.0	0.0	0.0	0.0	0.0	0.1	0.1	0.1	0.0	0.0	0.0
Guatemala	258	0.0	0.0	0.0	0.0	0.0	0.0	0.0	0.2	0.2	0.2	0.2	0.2
Guyana	336	0.0	0.2	0.0	0.0	0.0	0.0	0.0	0.0	0.0	0.0	0.0	0.0
Mexico	273	0.7	0.3	0.3	0.2	0.3	0.3	1.0	1.0	0.8	0.9	1.0	0.9
Panama	283	1.0	0.8	0.8	0.5	0.5	0.6	0.2	0.2	0.4	0.3	0.4	0.4
Paraguay	288	0.0	0.0	0.0	0.0	0.0	0.0	0.1	0.1	0.1	0.1	0.1	0.0
Peru	293	0.6	0.4	0.2	0.2	0.2	0.3	0.0	0.1	0.1	0.1	0.1	0.2
Trinidad and Tobago	369	0.0	0.0	0.0	0.0	0.0	0.0	0.1	0.2	0.1	0.1	0.1	0.1
Uruguay	298	0.3	0.9	0.7	0.4	0.3	0.2	0.2	0.2	0.2	0.2	0.2	0.2
Venezuela, Rep. Bol.	299	0.0	0.0	0.0	0.0	0.0	0.0	0.2	0.1	0.0	0.1	0.1	0.1
Western Hem. n.s.	399	0.0	0.0	0.1	0.1	0.1	0.1	0.4	0.2	0.2	0.2	0.7	0.7
Other Countries n.i.e	910	0.0	0.1	0.0	0.0	0.0	0.0	0.1	0.1	0.2	0.2	0.1	0.1
Cuba	928	0.0	0.1	0.0	0.0	0.0	0.0	0.0	0.1	0.1	0.0	0.0	0.0
Korea, Dem. People's Rep.	954	0.0	0.0	0.0	0.0	0.0	0.0	0.1	0.1	0.1	0.1	0.1	0.1
Special Categories	899	9.6	7.4	5.6	6.5	4.3	5.3	0.7	0.6	0.6	0.5	0.6	0.2
Countries & Areas n.s.	898	3.1	2.5	3.6	1.9	1.7	3.3	7.4	9.5	10.1	8.3	7.7	6.9
Memorandum Items													
Africa	605	80.7	80.9	78.3	65.8	59.4	61.8	72.4	76.6	72.5	61.7	53.5	56.8
Middle East	405	8.6	8.7	10.1	9.5	9.5	10.2	31.6	29.7	30.9	28.9	21.9	25.7
European Union	998	94.9	93.3	89.6	67.9	53.5	63.6	91.4	93.9	92.3	78.5	69.4	77.1
Export earnings: fuel	080	15.4	17.2	16.5	14.2	12.9	14.4	46.7	44.3	43.3	37.3	28.4	32.7
Export earnings: nonfuel	092	404.7	390.6	382.2	281.4	238.5	283.2	330.7	354.7	353.7	303.4	268.2	287.1

Middle East, North Africa, and Pakistan (440)

In Billions of U.S. Dollars

		Exports (FOB)						Imports (CIF)					
		2012	2013	2014	2015	2016	2017	2012	2013	2014	2015	2016	2017
IFS World		1,456.9	1,473.5	1,390.0	905.4	750.0	886.4	916.0	967.4	992.9	908.1	751.2	802.2
World	001	1,430.4	1,378.4	1,297.5	840.2	748.3	870.8	945.7	1,015.1	1,050.3	980.5	900.6	911.9
Advanced Economies	110	736.3	688.7	628.8	385.3	344.1	393.4	424.4	447.7	450.1	400.6	361.8	381.8
Euro Area	163	176.3	163.1	149.5	105.5	97.8	125.8	181.9	192.4	196.6	177.4	165.0	171.5
Austria	122	0.9	1.1	1.1	0.7	0.8	1.0	4.4	4.5	4.9	5.0	4.1	4.2
Belgium	124	16.3	16.2	14.8	11.0	9.4	10.2	10.7	11.4	12.5	11.1	10.5	10.6
Cyprus	423	0.4	0.4	0.1	0.2	0.2	0.3	0.6	0.8	0.5	0.9	0.6	0.7
Estonia	939	0.2	0.2	0.2	0.1	0.1	0.1	0.3	0.3	0.4	0.3	0.2	0.4
Finland	172	0.2	0.3	0.2	0.2	0.2	0.2	2.7	3.0	2.8	2.5	2.1	2.3
France	132	30.2	30.5	27.5	19.8	19.1	24.5	35.5	37.0	36.6	32.5	30.3	32.6
Germany	134	10.7	10.8	9.7	7.4	7.4	9.1	48.3	50.7	54.3	49.4	44.7	42.5
Greece	174	8.7	8.6	8.4	5.1	4.9	7.0	2.9	3.4	3.4	2.9	3.1	3.6
Ireland	178	1.2	0.6	1.0	0.5	0.3	0.3	3.3	3.5	3.9	3.7	3.3	3.7
Italy	136	47.4	40.1	33.8	23.8	22.6	29.3	36.9	39.1	37.4	32.6	30.5	32.2
Latvia	941	0.0	0.1	0.1	0.0	0.0	0.0	0.8	0.7	0.5	0.8	0.6	0.5
Lithuania	946	0.1	0.2	0.2	0.1	0.1	0.2	0.5	0.7	0.5	0.5	0.4	0.7
Luxembourg	137	0.0	0.0	0.1	0.0	0.1	0.0	0.3	0.2	0.3	0.3	0.2	0.3
Malta	181	0.3	0.6	0.7	0.7	0.3	0.5	0.9	0.8	1.2	1.3	0.8	0.6
Netherlands	138	21.7	20.6	20.0	13.2	11.3	17.7	11.0	11.3	11.7	10.3	10.0	11.4
Portugal	182	3.9	3.8	3.6	2.6	2.2	2.8	2.4	2.9	2.9	2.8	2.9	3.1
Slovak Republic	936	0.1	0.1	0.1	0.1	0.1	0.1	0.6	0.8	0.9	0.9	0.9	1.1
Slovenia	961	0.3	0.2	0.3	0.2	0.2	0.2	0.7	0.7	0.8	0.6	0.5	0.5
Spain	184	33.6	28.8	27.7	19.9	18.6	22.3	19.0	20.5	21.1	19.1	19.1	20.5
Australia	193	6.5	6.5	4.0	2.9	2.7	3.1	9.4	9.8	9.3	8.1	6.5	7.0
Canada	156	16.4	13.9	9.9	5.3	5.3	4.2	7.3	7.0	6.7	6.6	5.9	5.8
China,P.R.: Hong Kong	532	6.2	5.8	5.3	5.5	4.9	5.3	2.5	3.2	3.9	4.2	4.2	4.8
China,P.R.: Macao	546	0.1	1.7	1.3	0.7	0.0	0.6	1.7	1.9	1.9	2.2	0.0	2.2
Czech Republic	935	0.2	0.3	0.5	0.3	0.3	0.5	2.5	2.7	3.4	3.2	2.4	3.1
Denmark	128	0.8	0.6	0.4	0.3	0.3	0.4	2.8	2.9	3.2	2.7	2.4	2.8
Iceland	176	0.7	0.0	0.0	0.0	0.0	0.0	0.0	0.0	0.0	0.0	0.0	0.0
Israel	436	0.8	0.9	0.9	0.9	0.8	0.8	3.6	3.9	4.1	3.1	3.2	3.3
Japan	158	174.7	170.2	156.1	85.9	66.3	69.4	41.7	40.1	40.6	34.8	29.6	30.4
Korea, Republic of	542	124.7	123.6	113.0	65.7	54.1	63.3	36.6	32.4	34.1	28.7	23.9	27.3
New Zealand	196	2.0	2.3	2.3	1.0	1.1	1.7	2.5	2.3	2.9	2.5	2.0	2.4
Norway	142	0.4	0.3	0.3	0.3	0.3	0.2	1.5	1.3	1.1	1.0	0.8	1.6
Singapore	576	52.0	50.8	48.4	27.5	23.1	30.8	6.1	7.3	7.5	5.9	5.5	6.1
Sweden	144	0.6	0.6	0.7	0.5	0.6	0.8	6.7	6.4	7.2	5.8	5.0	5.4
Switzerland	146	18.7	4.8	4.6	4.8	17.5	11.7	18.1	24.8	21.4	17.1	14.6	15.3
Taiwan Prov.of China	528	37.4	36.0	34.0	19.1	14.1	10.9	5.9	6.4	6.9	6.7	5.9	5.6
United Kingdom	112	20.2	23.0	19.4	14.2	10.7	13.1	21.1	26.9	24.2	20.7	17.8	19.9
United States	111	97.7	84.1	78.1	45.0	44.1	50.6	72.4	75.9	75.0	70.1	66.9	67.4
Emerg. & Dev. Economies	200	664.6	660.7	640.6	435.3	385.2	453.6	487.3	514.9	547.1	462.5	435.1	508.7
Emerg. & Dev. Asia	505	388.0	380.3	362.8	225.3	193.5	232.5	199.3	218.3	243.6	203.2	187.0	230.6
Bangladesh	513	4.2	3.9	4.3	3.1	2.6	3.2	1.2	1.0	1.1	1.1	1.0	1.3
Cambodia	522	0.1	0.1	0.1	0.1	0.1	0.1	0.1	0.2	0.3	0.2	0.3	0.4
China,P.R.: Mainland	924	158.8	163.4	167.1	103.2	87.1	103.7	103.0	114.5	139.8	119.2	111.0	141.9
India	534	154.6	144.3	130.3	79.9	71.6	85.6	46.8	49.6	46.4	40.2	38.4	41.8
Indonesia	536	12.3	10.3	9.6	5.9	4.8	6.7	7.8	7.9	9.4	8.6	7.0	8.3
Malaysia	548	11.5	11.2	11.6	7.3	6.2	7.1	12.7	11.7	11.2	8.3	7.3	7.5
Maldives	556	0.5	0.5	0.5	0.3	0.3	0.4	0.0	0.0	0.0	0.0	0.0	0.0
Myanmar	518	0.2	0.2	0.2	0.2	0.2	1.5	0.2	0.1	0.2	0.2	0.2	0.2
Nepal	558	0.5	0.5	0.5	0.3	0.3	0.2	0.0	0.0	0.0	0.0	0.0	0.0
Papua New Guinea	853	0.0	0.0	0.0	0.0	0.0	0.1	0.0	0.0	0.0	0.0	0.0	0.0
Philippines	566	6.6	5.9	4.7	3.7	3.4	3.8	1.2	1.2	1.4	1.2	1.2	1.7
Sri Lanka	524	3.4	3.1	3.3	2.0	1.7	2.1	0.8	0.9	0.9	0.8	0.8	0.9
Thailand	578	32.2	34.0	27.7	17.3	13.4	15.9	13.5	14.1	14.0	12.3	10.0	10.7
Vanuatu	846	0.0	0.0	0.0	0.0	0.0	0.0	0.0	0.0	0.1	0.1	0.1	0.1
Vietnam	582	2.8	2.7	2.6	1.7	1.6	2.0	6.5	11.2	12.8	8.0	7.0	14.3
Asia n.s.	598	0.3	0.2	0.2	0.1	0.2	0.2	5.4	5.6	6.0	2.9	2.6	1.6

Middle East, North Africa, and Pakistan (440)

In Billions of U.S. Dollars

		Exports (FOB)						Imports (CIF)					
		2012	2013	2014	2015	2016	2017	2012	2013	2014	2015	2016	2017
Europe	170	34.1	35.1	32.4	23.4	22.1	31.2	90.4	83.2	89.9	75.8	69.5	79.0
Emerg. & Dev. Europe	903	30.0	30.4	28.1	19.9	19.2	27.3	58.3	53.2	52.3	46.8	46.1	50.7
Albania	914	0.0	0.1	0.1	0.1	0.0	0.1	0.0	0.0	0.0	0.0	0.0	0.0
Bosnia and Herzegovina	963	0.0	0.0	0.0	0.0	0.0	0.0	0.1	0.1	0.1	0.1	0.1	0.1
Bulgaria	918	0.3	0.3	0.4	0.4	0.2	0.4	1.5	2.1	2.1	1.6	1.4	2.0
Croatia	960	0.3	0.4	0.4	0.5	0.6	0.8	0.5	0.4	0.4	0.4	0.5	0.5
Gibraltar	823	0.1	0.2	0.1	0.0	0.1	0.2	0.0	0.1	0.0	0.0	0.0	0.1
Hungary	944	0.1	0.3	0.5	0.5	0.3	0.4	3.1	3.4	2.3	2.1	1.8	1.7
Poland	964	2.1	1.9	2.1	2.1	2.2	2.9	3.0	3.3	4.3	3.9	3.6	4.5
Romania	968	0.5	0.6	0.6	0.5	0.6	0.6	3.6	4.3	4.6	4.2	4.2	4.3
Serbia, Republic of	942	0.0	0.0	0.0	0.1	0.2	0.5	0.1	0.2	0.2	0.3	0.3	0.3
Turkey	186	26.5	26.5	23.8	15.8	14.8	21.4	46.2	39.2	38.1	34.1	34.1	37.2
CIS	901	4.1	4.6	4.3	3.5	2.8	3.8	29.7	26.7	34.7	27.2	21.5	26.1
Armenia	911	0.3	0.3	0.3	0.2	0.2	0.3	0.2	0.1	0.1	0.2	0.2	0.3
Azerbaijan, Rep. of	912	0.3	0.4	0.2	0.2	0.3	0.3	1.2	1.4	1.2	0.6	0.3	0.4
Belarus	913	0.0	0.0	0.0	0.1	0.0	0.2	1.3	0.4	0.4	0.3	0.2	0.3
Georgia	915	0.3	0.4	0.4	0.3	0.2	0.3	0.3	0.1	0.1	0.1	0.2	0.2
Kazakhstan	916	0.1	0.2	0.2	0.2	0.1	0.2	0.6	0.3	0.4	0.8	0.9	1.1
Kyrgyz Republic	917	0.0	0.0	0.0	0.0	0.0	0.0	0.0	0.4	0.2	0.1	0.0	0.1
Moldova	921	0.0	0.0	0.0	0.0	0.0	0.0	0.1	0.1	0.1	0.1	0.1	0.1
Russian Federation	922	1.4	1.7	1.5	1.2	1.2	1.3	14.5	14.3	22.9	17.4	13.8	16.7
Tajikistan	923	0.3	0.4	0.3	0.2	0.2	0.2	0.1	0.1	0.1	0.1	0.2	0.2
Turkmenistan	925	0.0	0.0	0.0	0.0	0.0	0.6	0.1	0.1	0.2	0.7	0.4	0.0
Ukraine	926	0.5	0.5	0.4	0.2	0.2	0.3	11.2	9.2	8.9	6.5	4.8	6.1
Uzbekistan	927	0.7	0.9	0.9	0.7	0.2	0.1	0.1	0.1	0.2	0.5	0.5	0.6
Europe n.s.	884	0.0	0.0	0.0	0.0	0.0	0.1	2.4	3.3	2.8	1.8	1.8	2.2
Mid East, N Africa, Pak	440	190.8	195.7	195.9	153.1	139.7	157.0	147.3	159.2	159.6	137.0	132.8	145.4
Afghanistan, I.R. of	512	2.6	2.7	3.3	3.8	2.8	3.0	0.5	0.4	0.4	0.4	0.6	0.6
Algeria	612	2.6	3.3	2.9	2.4	2.2	2.0	3.2	3.1	3.3	2.2	1.8	2.1
Bahrain, Kingdom of	419	13.2	13.4	12.3	7.8	6.9	7.6	3.8	3.8	5.6	4.6	3.7	5.0
Djibouti	611	2.2	2.1	2.0	1.4	1.3	1.6	0.1	0.2	0.1	0.1	0.1	0.1
Egypt	469	12.2	11.4	13.2	9.8	10.5	14.2	8.5	9.0	9.4	8.2	8.7	9.0
Iran, I.R. of	429	16.4	15.8	21.1	16.8	17.9	20.3	5.6	4.9	4.4	4.1	3.8	4.7
Iraq	433	4.2	3.8	4.7	3.1	1.9	2.3	5.9	3.2	2.9	2.2	2.3	2.0
Jordan	439	7.2	7.5	6.8	4.9	3.9	4.9	3.6	3.6	3.7	3.3	3.1	3.2
Kuwait	443	8.4	8.6	8.4	6.8	6.2	7.1	10.5	10.6	9.8	5.9	5.1	5.9
Lebanon	446	3.4	2.9	2.5	2.1	2.3	2.2	2.4	2.6	2.2	2.1	2.1	2.4
Libya	672	2.9	2.9	2.2	1.5	0.9	0.8	1.7	1.7	1.1	1.5	2.9	1.8
Mauritania	682	0.9	1.0	0.7	0.5	0.5	0.6	0.0	0.0	0.0	0.0	0.0	0.1
Morocco	686	4.1	4.3	4.0	2.7	2.1	2.1	1.7	1.2	1.4	1.7	1.5	1.4
Oman	449	10.5	14.1	13.2	13.9	13.4	13.7	5.6	6.9	6.4	5.4	6.0	6.3
Pakistan	564	18.8	19.0	17.4	11.9	11.7	14.4	6.1	4.3	4.5	3.8	3.3	3.0
Qatar	453	6.7	6.4	7.6	6.1	5.8	5.1	3.0	3.8	3.7	3.7	3.8	4.8
Saudi Arabia	456	15.6	20.7	20.6	21.2	15.1	15.2	27.9	37.2	35.2	26.0	19.6	24.7
Somalia	726	0.6	0.7	0.6	0.5	0.4	0.5	0.5	0.6	0.6	0.6	0.6	0.4
Sudan	732	2.2	2.5	2.4	2.0	1.5	1.9	3.8	2.7	2.9	2.3	2.6	3.5
Syrian Arab Republic	463	1.5	1.5	1.3	1.0	0.6	0.7	1.7	1.3	0.8	0.7	0.6	0.6
Tunisia	744	2.5	2.9	2.7	1.7	1.4	1.2	1.6	1.6	1.5	1.3	1.2	1.1
United Arab Emirates	466	48.5	43.4	43.1	28.8	28.1	33.2	48.9	55.6	59.2	56.3	58.5	61.2
West Bank and Gaza	487	0.2	0.2	0.3	0.3	0.3	0.3	0.1	0.1	0.1	0.1	0.1	0.1
Yemen, Republic of	474	3.3	4.7	2.4	2.3	2.3	2.0	0.8	0.8	0.6	0.3	0.8	1.3
Middle East n.s.	489	0.0	0.0	0.0	0.1	0.0	0.0	0.0	0.0	0.0
Sub-Saharan Africa	603	37.1	35.4	35.4	24.8	22.5	24.3	19.3	21.4	22.5	19.9	21.8	24.3
Angola	614	1.2	1.2	1.7	0.6	0.4	0.5	1.2	1.3	1.3	1.1	1.0	1.2
Benin	638	0.1	0.2	0.2	0.2	0.2	0.2	0.5	0.3	0.3	0.3	0.4	0.5
Botswana	616	0.0	0.0	0.0	0.0	0.0	0.1	0.0	0.1	0.6	0.5	1.3	1.4
Burkina Faso	748	0.1	0.1	0.1	0.1	0.1	0.1	0.0	0.1	0.1	0.0	0.0	0.0
Burundi	618	0.0	0.0	0.0	0.0	0.0	0.1	0.2	0.2	0.2	0.2	0.1	0.1
Cameroon	622	0.2	0.2	0.2	0.2	0.2	0.3	0.3	0.5	0.4	0.4	0.4	0.7
Chad	628	0.0	0.0	0.0	0.0	0.0	0.0	0.0	0.1	0.2	0.1	0.2	0.1

Middle East, North Africa, and Pakistan (440)

In Billions of U.S. Dollars

		Exports (FOB)						Imports (CIF)					
		2012	2013	2014	2015	2016	2017	2012	2013	2014	2015	2016	2017
Comoros	632	0.1	0.1	0.1	0.1	0.1	0.1	0.0	0.0	0.0	0.0	0.0	0.0
Congo, Dem. Rep. of	636	0.1	0.1	0.1	0.1	0.0	0.0	1.0	1.2	1.3	0.8	0.6	0.2
Congo, Republic of	634	0.3	0.3	0.3	0.2	0.2	0.1	0.4	1.1	1.0	0.8	0.7	1.4
Côte d'Ivoire	662	0.4	0.5	0.6	0.6	0.5	0.5	0.2	0.2	0.2	0.2	0.2	0.2
Equatorial Guinea	642	0.1	0.1	0.1	0.0	0.0	0.0	0.0	0.0	0.0	0.0	0.0	0.0
Eritrea	643	0.2	0.3	0.2	0.2	0.1	0.1	0.0	0.1	0.0	0.0	0.1	0.1
Eswatini, Kingdom of	734	0.0	0.0	0.1	0.0	0.0	0.0	0.1	0.1	0.1	0.1	0.1	0.1
Estonia	939	0.2	0.2	0.2	0.1	0.1	0.1	0.3	0.3	0.4	0.3	0.2	0.4
Ethiopia	644	1.6	1.5	2.2	2.4	2.2	2.3	0.8	0.8	0.9	0.9	0.9	0.9
Gabon	646	0.1	0.2	0.2	0.1	0.1	0.1	0.1	0.1	0.0	0.1	0.0	0.1
Gambia, The	648	0.0	0.1	0.1	0.0	0.0	0.0	0.0	0.0	0.0	0.0	0.0	0.0
Ghana	652	0.8	0.7	0.6	0.6	0.5	0.7	2.1	2.2	1.4	0.6	2.2	0.9
Guinea	656	0.3	0.3	0.4	0.3	0.2	0.3	0.2	0.3	0.4	0.2	1.3	3.0
Kenya	664	6.3	5.7	5.4	3.4	3.2	3.5	1.3	1.3	1.2	1.2	1.2	1.4
Lesotho	666	0.0	0.0	0.0	0.0	0.0	0.0	0.0	0.0	0.0	0.0	0.0	0.1
Liberia	668	0.1	0.1	0.1	0.1	0.0	0.0	0.3	0.2	0.1	0.1	0.1	0.1
Madagascar	674	1.1	1.3	1.4	0.8	0.7	0.7	0.2	0.2	0.2	0.2	0.2	0.2
Malawi	676	0.1	0.2	0.2	0.3	0.2	0.2	0.1	0.1	0.1	0.1	0.1	0.0
Mali	678	0.1	0.1	0.1	0.1	0.1	0.1	1.5	2.2	2.5	2.5	1.5	0.4
Mauritius	684	0.5	0.5	0.5	0.3	0.3	0.2	0.0	0.1	0.1	0.1	0.0	0.0
Mozambique	688	1.4	2.3	1.9	1.0	1.0	1.2	0.1	0.1	0.2	0.2	0.2	0.2
Namibia	728	0.0	0.0	0.0	0.1	0.1	0.1	0.0	0.0	0.0	0.0	0.1	0.2
Niger	692	0.1	0.1	0.1	0.1	0.1	0.1	0.0	0.1	0.1	0.2	0.2	0.1
Nigeria	694	1.3	1.4	1.5	1.2	1.1	1.1	0.7	0.4	0.6	0.9	1.4	1.3
Rwanda	714	0.2	0.2	0.2	0.1	0.1	0.1	0.0	0.0	0.0	0.1	0.2	0.3
Senegal	722	0.5	0.5	0.4	0.4	0.5	0.5	0.3	0.2	0.2	0.2	0.2	0.2
Seychelles	718	0.4	0.3	0.3	0.3	0.3	0.4	0.0	0.0	0.0	0.0	0.0	0.0
Sierra Leone	724	0.2	0.2	0.2	0.3	0.1	0.1	0.0	0.0	0.1	0.0	0.0	0.0
South Africa	199	14.3	11.7	11.7	7.5	6.6	6.5	3.2	4.0	4.8	4.5	3.7	5.0
South Sudan, Rep. of	733	0.0	0.1	0.0	0.0	0.0	0.0	0.0	0.0	0.0	0.0	0.0	0.0
Tanzania	738	2.9	3.2	2.8	1.8	1.5	1.6	1.4	1.2	1.1	1.0	1.0	1.0
Togo	742	0.2	0.2	0.2	0.2	0.1	0.2	0.2	0.2	0.5	0.5	0.6	0.8
Uganda	746	0.6	0.5	0.5	0.5	0.4	0.7	0.2	0.2	0.1	0.2	0.5	0.6
Zambia	754	0.8	0.5	0.4	0.3	0.9	0.9	2.2	1.7	1.6	1.2	0.7	0.7
Zimbabwe	698	0.2	0.2	0.2	0.2	0.2	0.2	0.6	0.5	0.5	0.3	0.2	0.4
Africa n.s.	799	0.2	0.1	0.1	0.2	0.2	0.0	0.0	0.0	0.0	0.1	0.0
Western Hemisphere	205	14.6	14.1	14.1	8.7	7.4	8.5	30.9	32.8	31.5	26.5	24.0	29.3
Argentina	213	0.3	0.6	0.8	0.4	0.6	0.6	6.2	7.5	7.0	5.1	5.2	5.7
Aruba	314	0.0	0.0	0.0	0.0	0.0	0.0	0.2	0.0	0.0	0.0	0.0	0.0
Bahamas, The	313	0.0	0.0	0.0	0.0	0.0	0.0	0.0	0.0	0.1	0.0	0.0	0.0
Belize	339	0.0	0.0	0.0	0.0	0.0	0.0	0.0	0.1	0.0	0.0	0.0	0.0
Bolivia	218	0.0	0.0	0.0	0.0	0.0	0.0	0.0	0.0	0.0	0.0	0.2	0.4
Brazil	223	11.4	10.9	10.6	6.4	5.3	6.0	16.7	15.7	15.7	14.4	12.4	14.9
Chile	228	0.2	0.4	0.2	0.2	0.2	0.1	0.6	0.7	0.7	0.5	0.5	0.6
Colombia	233	0.2	0.2	0.2	0.1	0.1	0.1	0.2	0.2	0.3	0.2	0.3	0.3
Costa Rica	238	0.0	0.0	0.0	0.0	0.0	0.0	0.2	0.3	0.3	0.1	0.1	0.1
Curacao	354	0.0	0.0	0.0	0.0	0.0	0.0	0.2	0.1	0.0	0.0	0.0
Dominican Republic	243	0.1	0.0	0.1	0.0	0.0	0.0	0.0	0.0	0.0	0.0	0.0	0.0
Ecuador	248	0.2	0.1	0.1	0.1	0.0	0.0	0.4	0.4	0.4	0.5	0.5	0.5
Guatemala	258	0.1	0.1	0.1	0.1	0.0	0.1	0.2	0.3	0.3	0.3	0.1	0.3
Guyana	336	0.0	0.0	0.0	0.0	0.0	0.0	0.0	0.0	0.0	0.0	0.0	0.1
Jamaica	343	0.0	0.0	0.0	0.0	0.0	0.0	0.1	0.0	0.0	0.0	0.0	0.0
Mexico	273	0.9	1.0	1.1	0.7	0.6	0.9	3.6	4.8	4.4	3.5	2.8	3.0
Netherlands Antilles	353	0.0	0.0	0.2	0.0	0.0	0.0	0.0	0.0	0.0	0.0	0.0	0.0
Panama	283	0.3	0.0	0.0	0.0	0.0	0.0	0.0	0.1	0.0	0.0	0.0	0.3
Paraguay	288	0.2	0.0	0.0	0.0	0.0	0.0	0.3	0.4	0.3	0.3	0.2	0.3
Peru	293	0.2	0.2	0.3	0.2	0.2	0.3	0.1	0.1	0.1	0.1	0.5	0.7
St. Vincent & Grens.	364	0.0	0.0	0.0	0.0	0.0	0.0	0.0	0.0	0.0	0.0	0.0	0.1
Suriname	366	0.0	0.0	0.0	0.0	0.0	0.0	1.0	0.9	0.5	0.4	0.4	0.1
Trinidad and Tobago	369	0.0	0.0	0.0	0.0	0.0	0.0	0.0	0.0	0.1	0.1	0.1	0.1

Middle East, North Africa, and Pakistan (440)

In Billions of U.S. Dollars

		Exports (FOB)						Imports (CIF)					
		2012	2013	2014	2015	2016	2017	2012	2013	2014	2015	2016	2017
Uruguay	298	0.1	0.2	0.1	0.2	0.1	0.1	0.6	0.6	0.6	0.3	0.2	0.3
Venezuela, Rep. Bol.	299	0.2	0.2	0.2	0.1	0.1	0.0	0.2	0.1	0.2	0.2	0.1	1.1
Western Hem. n.s.	399	0.0	0.0	0.0	0.0	0.0	0.0	0.1	0.2	0.2	0.2	0.1	0.1
Other Countries n.i.e	910	0.4	0.3	0.3	0.2	0.3	0.3	0.1	0.1	0.1	0.2	0.1	0.1
Cuba	928	0.3	0.3	0.3	0.2	0.3	0.3	0.0	0.0	0.0	0.1	0.1	0.1
Korea, Dem. People's Rep.	954	0.1	0.0	0.0	0.0	0.0	0.0	0.1	0.1	0.1	0.1	0.0	0.0
Special Categories	899	1.5	1.5	1.4	1.0	0.5	0.4	3.6	4.2	4.8	4.3	4.5	1.6
Countries & Areas n.s.	898	27.5	27.3	26.4	18.3	18.3	23.0	30.4	48.2	48.2	112.9	99.1	19.7
Memorandum Items													
Africa	605	52.2	52.0	50.6	36.0	31.7	34.2	30.2	30.7	32.3	28.2	29.6	33.0
Middle East	405	154.3	157.4	159.8	126.3	115.9	129.7	129.8	145.1	145.0	124.5	121.1	133.1
European Union	998	201.3	191.3	174.5	124.8	113.8	145.8	226.7	244.8	248.4	221.9	204.1	215.7
Export earnings: fuel	080	137.9	143.1	145.1	115.0	104.2	113.9	136.3	151.6	160.6	135.8	128.2	144.9
Export earnings: nonfuel	092	1,292.5	1,235.3	1,152.4	725.2	644.1	756.9	809.5	863.5	889.6	844.7	772.4	767.0

Western Hemisphere (205)

In Billions of U.S. Dollars

		Exports (FOB)						Imports (CIF)					
		2012	2013	2014	2015	2016	2017	2012	2013	2014	2015	2016	2017
IFS World		1,085.3	1,088.9	1,055.1	896.7	874.7	974.7	1,111.9	1,159.4	1,159.6	1,039.6	958.4	932.5
World	001	1,074.1	1,079.7	1,061.5	902.9	870.4	976.1	1,137.3	1,168.5	1,158.3	1,031.3	938.5	1,017.5
Advanced Economies	110	656.2	651.7	656.6	578.8	561.8	613.5	631.7	642.6	642.6	581.6	535.4	575.0
Euro Area	163	109.8	103.8	98.1	79.8	76.4	86.8	128.6	136.4	131.8	116.8	105.4	114.5
Austria	122	0.4	0.3	0.4	0.4	0.5	0.5	3.8	3.9	3.4	3.2	3.1	3.7
Belgium	124	9.7	9.4	9.3	8.4	8.6	9.5	5.9	6.3	5.7	5.3	4.9	5.4
Cyprus	423	0.1	0.0	0.1	0.3	0.1	0.1	0.0	0.0	0.0	0.0	0.0	0.0
Estonia	939	0.1	0.1	0.1	0.1	0.1	0.1	0.3	0.2	0.3	0.3	0.5	0.4
Finland	172	1.3	1.0	1.0	0.8	0.9	1.0	2.7	2.8	2.4	2.1	1.9	2.1
France	132	8.8	8.1	7.8	7.3	7.1	6.9	16.9	19.3	18.1	15.9	14.2	13.7
Germany	134	19.7	16.9	16.4	14.3	14.1	17.4	44.3	46.2	44.3	39.7	36.4	39.8
Greece	174	0.8	0.8	1.1	0.8	0.5	0.6	0.3	0.4	0.5	0.4	0.5	0.4
Ireland	178	1.1	1.4	1.1	1.2	1.0	1.3	2.7	2.6	3.2	3.1	2.9	3.1
Italy	136	12.5	11.0	11.5	9.4	8.9	9.5	19.8	20.8	19.9	17.2	16.1	17.2
Latvia	941	0.2	0.2	0.3	0.2	0.1	0.1	0.2	0.1	0.3	0.1	0.1	0.1
Lithuania	946	0.3	0.4	0.2	0.2	0.1	0.2	0.2	0.1	0.2	0.2	0.2	0.2
Luxembourg	137	0.1	0.1	0.2	0.2	0.2	0.2	0.2	0.3	0.3	0.2	0.3	0.3
Malta	181	0.0	0.0	0.1	0.1	0.0	0.2	0.2	0.2	0.3	0.1	0.1	0.1
Netherlands	138	28.1	29.6	25.6	19.6	18.6	19.4	11.4	11.2	11.5	9.7	7.0	8.4
Portugal	182	2.6	1.7	1.8	1.7	1.6	2.5	2.3	2.6	2.7	2.1	1.7	2.1
Slovak Republic	936	0.1	0.1	0.1	0.1	0.1	0.1	0.4	0.5	0.5	0.6	0.6	0.6
Slovenia	961	0.5	0.4	0.5	0.5	0.5	0.5	0.2	0.3	0.3	0.3	0.3	0.3
Spain	184	23.3	22.1	20.5	14.2	13.4	16.6	16.6	18.3	17.8	16.4	14.8	16.7
Australia	193	3.7	3.4	3.5	2.9	2.7	3.1	3.5	2.8	2.6	2.7	2.3	2.8
Canada	156	23.3	22.5	21.9	20.3	19.3	20.7	19.5	19.6	19.9	18.3	16.5	17.0
China,P.R.: Hong Kong	532	5.1	6.0	6.0	3.7	3.6	4.7	2.9	2.7	3.2	2.4	2.1	2.3
Czech Republic	935	0.4	0.4	0.4	0.3	0.4	0.4	1.7	2.0	2.2	2.1	2.2	2.5
Denmark	128	2.0	1.9	1.9	1.5	1.6	1.6	2.7	3.1	3.2	2.9	2.9	2.7
Iceland	176	0.4	0.4	0.4	0.4	0.1	0.3	0.0	0.0	0.0	0.1	0.0	0.1
Israel	436	2.0	1.6	1.7	1.4	1.5	1.6	2.8	2.7	2.8	2.5	2.2	2.4
Japan	158	24.6	23.8	21.1	16.8	17.3	20.6	39.1	37.0	35.4	33.6	31.9	32.7
Korea, Republic of	542	14.9	14.1	13.9	12.8	13.4	15.2	34.4	35.4	34.0	31.7	28.7	30.0
New Zealand	196	0.4	0.4	0.5	0.5	0.5	0.5	1.3	1.1	1.2	1.1	0.9	0.9
Norway	142	1.2	1.0	1.2	1.2	1.0	1.1	2.2	1.8	1.9	2.1	1.3	1.2
Singapore	576	4.4	10.3	10.0	5.8	5.5	6.2	3.3	3.6	3.2	2.9	2.5	2.9
Sweden	144	1.8	1.9	1.9	1.5	1.4	1.3	5.8	5.7	4.8	3.9	3.6	4.2
Switzerland	146	11.5	9.6	9.7	9.4	9.1	6.9	7.2	7.7	7.6	6.8	6.2	6.2
Taiwan Prov. of China	528	5.5	5.5	4.8	4.0	3.7	4.8	13.0	13.4	12.9	12.2	11.4	12.5
United Kingdom	112	11.8	10.1	10.8	8.9	9.9	9.1	11.0	11.8	10.6	9.6	8.0	8.3
United States	111	433.5	435.0	448.8	407.5	394.4	428.5	352.4	355.9	365.4	329.9	307.0	331.9
Emerg. & Dev. Economies	200	402.2	412.2	389.9	313.6	298.5	351.8	492.2	513.6	503.2	440.3	395.1	433.8
Emerg. & Dev. Asia	505	142.9	152.7	143.2	116.0	114.4	143.5	211.5	228.6	239.0	234.7	216.7	237.2
Bangladesh	513	1.2	1.3	1.4	1.5	1.7	2.3	0.5	0.5	0.6	0.7	0.7	0.8
Cambodia	522	0.0	0.0	0.0	0.0	0.0	0.0	0.2	0.2	0.2	0.3	0.3	0.3
China,P.R.: Mainland	924	97.2	105.8	94.9	78.9	78.1	99.4	166.5	179.5	185.3	180.2	164.8	178.9
India	534	27.9	28.7	28.4	17.9	15.5	21.6	14.0	15.5	16.8	15.1	11.9	14.3
Indonesia	536	4.2	4.2	4.0	3.6	3.7	3.4	4.7	4.5	5.0	4.4	4.2	4.8
Malaysia	548	4.2	3.8	4.2	3.7	3.9	4.8	8.9	9.8	10.6	11.1	11.2	11.1
Myanmar	518	0.0	0.0	0.0	0.1	0.2	0.2	0.0	0.0	0.0	0.0	0.0	0.0
Papua New Guinea	853	0.0	0.0	0.0	0.0	0.0	0.0	0.1	0.1	0.1	0.1	0.1	0.1
Philippines	566	1.4	1.7	1.8	1.4	1.1	1.5	2.1	2.3	2.7	2.7	2.9	3.1
Sri Lanka	524	0.1	0.1	0.1	0.1	0.2	0.1	0.3	0.3	0.4	0.4	0.4	0.4
Thailand	578	3.9	3.5	3.5	3.0	3.4	3.5	10.6	11.4	11.3	11.2	11.5	12.4
Vietnam	582	2.7	3.3	4.7	5.4	6.3	6.4	3.4	4.2	5.7	8.2	8.5	10.4
Asia n.s.	598	0.0	0.0	0.0	0.1	0.1	0.2	0.1	0.2	0.1	0.2	0.2	0.3
Europe	170	17.0	17.7	18.0	14.4	14.5	16.9	18.2	19.7	19.7	16.7	15.6	18.1
Emerg. & Dev. Europe	903	8.3	8.5	8.4	7.5	8.0	9.7	7.5	9.2	9.3	8.4	7.8	9.4
Albania	914	0.1	0.1	0.1	0.1	0.1	0.1	0.0	0.0	0.0	0.0	0.0	0.0
Bulgaria	918	1.1	1.2	1.1	0.7	0.7	1.0	0.2	0.2	0.2	0.2	0.2	0.2
Croatia	960	0.4	0.3	0.2	0.3	0.2	0.2	0.1	0.1	0.1	0.1	0.1	0.1

Western Hemisphere (205)

In Billions of U.S. Dollars

		Exports (FOB)						Imports (CIF)					
		2012	2013	2014	2015	2016	2017	2012	2013	2014	2015	2016	2017
Gibraltar	823	0.0	0.0	0.0	0.0	0.2	0.1	0.0	0.0	0.1	0.0	0.0	0.0
Hungary	944	0.9	0.9	0.4	0.5	0.5	0.4	1.3	1.7	1.9	1.9	2.0	2.6
Poland	964	1.6	1.6	2.0	1.9	1.9	2.1	1.9	2.3	2.4	2.4	2.0	2.3
Romania	968	0.6	0.7	0.6	0.5	0.4	0.5	0.7	1.0	1.3	0.9	0.9	1.0
Serbia, Republic of	942	0.0	0.1	0.0	0.0	0.1	0.1	0.0	0.0	0.1	0.1	0.1	0.1
Turkey	186	3.6	3.6	3.9	3.5	3.9	5.1	3.1	3.7	3.3	2.8	2.6	3.0
CIS	901	8.6	9.1	9.6	6.6	6.2	7.1	10.7	10.4	10.3	8.2	7.6	8.4
Azerbaijan, Rep. of	912	0.0	0.2	0.0	0.0	0.0	0.1	0.0	0.0	0.0	0.0	0.0	0.0
Belarus	913	0.1	0.0	0.1	0.0	0.1	0.1	1.1	0.7	0.9	0.6	0.5	0.6
Georgia	915	0.3	0.4	0.4	0.3	0.3	0.3	0.0	0.0	0.0	0.0	0.0	0.0
Kazakhstan	916	0.2	0.2	0.3	0.2	0.1	0.1	0.1	0.1	0.1	0.2	0.1	0.1
Moldova	921	0.0	0.0	0.1	0.0	0.0	0.0	0.0	0.0	0.0	0.0	0.0	0.0
Russian Federation	922	6.9	7.2	8.1	5.6	5.3	6.0	8.4	8.8	8.6	7.0	6.6	7.3
Tajikistan	923	0.0	0.0	0.1	0.0	0.0	0.0	0.0	0.0	0.0	0.0	0.0	0.0
Ukraine	926	0.9	0.8	0.4	0.3	0.3	0.4	1.1	0.8	0.5	0.4	0.4	0.4
Uzbekistan	927	0.0	0.1	0.0	0.1	0.0	0.0	0.0	0.0	0.0	0.0	0.0	0.0
Europe n.s.	884	0.0	0.0	0.0	0.3	0.3	0.1	0.1	0.1	0.1	0.0	0.1	0.2
Mid East, N Africa, Pak	440	27.0	27.3	26.8	23.2	23.3	28.1	16.2	16.8	16.5	10.8	8.9	10.7
Algeria	612	3.0	3.1	3.2	2.5	2.4	2.8	3.6	3.3	3.2	2.0	1.9	2.5
Bahrain, Kingdom of	419	0.6	0.4	0.5	0.4	0.3	0.4	0.1	0.1	0.1	0.1	0.1	0.2
Djibouti	611	0.1	0.0	0.0	0.0	0.1	0.1	0.0	0.0	0.0	0.0	0.0	0.0
Egypt	469	3.9	3.7	3.7	3.5	3.5	3.8	0.5	0.5	0.3	0.2	0.3	0.4
Iran, I.R. of	429	3.2	2.8	2.4	2.5	2.7	3.1	0.3	0.1	0.0	0.0	0.1	0.2
Iraq	433	0.6	0.6	0.6	0.5	0.7	1.2	1.0	0.7	1.1	0.5	0.1	0.1
Jordan	439	0.5	0.6	0.6	0.5	0.4	0.6	0.0	0.0	0.0	0.0	0.0	0.1
Kuwait	443	0.5	0.5	0.4	0.5	0.4	0.4	1.1	1.1	1.3	0.5	0.3	0.2
Lebanon	446	0.5	0.5	0.5	0.5	0.4	0.5	0.0	0.0	0.0	0.0	0.0	0.0
Libya	672	0.6	0.7	0.6	0.3	0.2	0.2	0.0	0.3	0.0	0.0	0.0	0.0
Mauritania	682	0.3	0.2	0.1	0.2	0.1	0.1	0.0	0.0	0.0	0.0	0.0	0.0
Morocco	686	1.5	1.3	1.2	0.9	1.0	1.5	1.8	1.9	1.8	1.2	1.2	1.6
Oman	449	1.2	1.2	1.0	0.8	0.6	0.8	0.0	0.1	0.3	0.2	0.2	0.2
Pakistan	564	0.3	0.3	0.5	0.8	0.8	1.0	0.6	0.6	0.6	0.6	0.5	0.5
Qatar	453	0.4	0.4	0.4	0.4	0.4	0.5	1.6	2.1	1.9	1.4	1.1	1.0
Saudi Arabia	456	4.3	4.8	4.3	3.8	3.7	3.9	4.5	4.3	4.6	2.9	2.0	2.5
Somalia	726	0.0	0.0	0.0	0.0	0.1	0.1	0.0	0.0	0.0	0.0	0.0	0.0
Sudan	732	0.1	0.1	0.0	0.0	0.1	0.1	0.0	0.0	0.0	0.0	0.0	0.0
Syrian Arab Republic	463	0.4	0.3	0.4	0.2	0.2	0.1	0.0	0.0	0.0	0.0	0.0	0.0
Tunisia	744	0.7	0.7	0.7	0.5	0.4	0.5	0.2	0.3	0.2	0.1	0.1	0.2
United Arab Emirates	466	3.8	4.2	4.7	3.9	4.0	5.6	0.7	1.1	1.0	1.0	0.9	0.9
West Bank and Gaza	487	0.0	0.0	0.0	0.1	0.0	0.0	0.0	0.0	0.0	0.0	0.0	0.0
Yemen, Republic of	474	0.7	0.7	0.7	0.3	0.6	0.6	0.1	0.2	0.0	0.0	0.0	0.0
Sub-Saharan Africa	603	11.2	10.9	9.4	7.4	7.1	7.5	15.1	19.4	19.9	10.5	5.6	6.0
Angola	614	1.5	1.5	1.5	0.8	0.7	0.7	0.5	1.3	1.8	0.2	0.4	0.5
Benin	638	0.2	0.2	0.2	0.1	0.1	0.1	0.0	0.0	0.0	0.0	0.0	0.0
Cameroon	622	0.2	0.2	0.2	0.2	0.1	0.3	0.0	0.0	0.0	0.0	0.0	0.0
Congo, Dem. Rep. of	636	0.1	0.1	0.1	0.1	0.1	0.1	0.0	0.0	0.0	0.0	0.0	0.0
Congo, Republic of	634	0.4	0.2	0.2	0.1	0.1	0.0	0.0	0.0	0.0	0.0	0.0	0.0
Côte d'Ivoire	662	0.3	1.5	0.8	0.2	0.2	0.2	0.3	0.2	0.2	0.2	0.2	0.2
Equatorial Guinea	642	0.1	0.1	0.1	0.1	0.0	0.0	0.2	1.0	1.2	0.7	0.3	0.3
Estonia	939	0.1	0.1	0.1	0.1	0.1	0.1	0.3	0.2	0.3	0.3	0.5	0.4
Ethiopia	644	0.1	0.1	0.0	0.0	0.0	0.1	0.0	0.0	0.0	0.0	0.0	0.0
Gabon	646	0.1	0.1	0.1	0.1	0.1	0.1	1.2	1.9	2.3	1.2	1.0	0.9
Gambia, The	648	0.1	0.1	0.1	0.1	0.1	0.1	0.0	0.0	0.0	0.0	0.0	0.0
Ghana	652	0.5	0.4	0.4	0.4	0.4	0.3	0.1	0.1	0.1	0.0	0.2	0.2
Guinea	656	0.1	0.1	0.1	0.1	0.1	0.1	0.2	0.0	0.0	0.0	0.0	0.0
Kenya	664	0.4	0.3	0.1	0.1	0.1	0.4	0.0	0.0	0.0	0.0	0.0	0.0
Liberia	668	0.1	0.2	0.1	0.1	0.1	0.1	0.0	0.0	0.0	0.0	0.0	0.0
Madagascar	674	0.0	0.0	0.0	0.0	0.0	0.1	0.0	0.0	0.0	0.0	0.0	0.0
Mali	678	0.0	0.0	0.0	0.0	0.1	0.0	0.0	0.0	0.0	0.0	0.0	0.0
Mauritius	684	0.1	0.1	0.1	0.1	0.1	0.1	0.0	0.0	0.0	0.0	0.0	0.0

Western Hemisphere (205)

In Billions of U.S. Dollars

		Exports (FOB)						Imports (CIF)					
		2012	2013	2014	2015	2016	2017	2012	2013	2014	2015	2016	2017
Mozambique	688	0.2	0.4	0.2	0.2	0.2	0.1	0.0	0.0	0.0	0.0	0.1	0.2
Namibia	728	0.1	0.1	0.5	0.3	0.3	0.2	0.0	0.0	0.0	0.0	0.0	0.1
Nigeria	694	1.6	1.3	1.5	1.0	1.0	1.0	10.0	12.7	12.3	6.6	2.3	2.0
Senegal	722	0.3	0.2	0.2	0.3	0.3	0.4	0.0	0.0	0.0	0.0	0.0	0.0
Sierra Leone	724	0.1	0.1	0.1	0.1	0.0	0.1	0.0	0.0	0.0	0.0	0.0	0.0
South Africa	199	3.5	3.1	2.4	2.7	2.7	2.6	2.3	1.9	1.6	1.4	1.0	1.4
Tanzania	738	0.2	0.0	0.0	0.0	0.0	0.1	0.0	0.0	0.0	0.0	0.0	0.0
Togo	742	0.6	0.2	0.1	0.1	0.1	0.1	0.0	0.0	0.0	0.0	0.0	0.0
Zimbabwe	698	0.0	0.0	0.0	0.0	0.1	0.0	0.0	0.1	0.0	0.0	0.0	0.0
Western Hemisphere	205	204.2	203.6	192.5	152.7	139.2	155.8	231.2	229.2	208.1	167.6	148.4	161.9
Antigua and Barbuda	311	0.2	0.3	0.2	0.1	0.1	0.2	0.0	0.1	0.0	0.1	0.0	0.0
Argentina	213	25.2	27.7	21.3	18.8	19.3	24.8	36.4	33.3	29.3	22.0	19.6	20.9
Aruba	314	2.0	2.2	2.3	1.4	1.0	0.8	0.5	0.5	0.1	0.2	0.1	0.0
Bahamas, The	313	1.0	1.0	1.8	1.4	0.8	1.1	0.8	0.7	0.7	0.4	0.3	0.2
Barbados	316	0.5	0.7	0.5	0.3	0.3	0.4	0.2	0.3	0.3	0.2	0.2	0.2
Belize	339	0.4	0.4	0.4	0.4	0.3	0.4	0.1	0.1	0.1	0.1	0.0	0.0
Bermuda	319	0.0	0.0	0.0	0.0	0.0	0.0	0.0	0.0	0.0	0.0	0.0	0.1
Bolivia	218	4.8	5.0	5.3	4.5	5.0	4.4	6.7	7.8	8.1	5.5	3.8	3.8
Brazil	223	39.6	39.1	36.1	26.4	23.6	25.6	49.0	48.4	44.8	39.7	39.1	44.2
Chile	228	19.4	17.5	16.3	12.6	12.2	14.1	12.2	12.3	11.6	10.7	9.4	10.4
Colombia	233	14.8	13.8	12.8	10.1	9.4	9.4	15.7	16.4	13.8	11.6	9.7	12.3
Costa Rica	238	3.2	3.3	3.1	3.0	3.0	3.0	7.0	6.8	5.9	3.5	3.3	3.3
Curacao	354	0.0	0.0	0.1	0.1	0.1	0.1	0.2	0.1	0.3	0.2	0.1	0.2
Dominica	321	0.1	0.1	0.1	0.1	0.1	0.1	0.0	0.0	0.1	0.1	0.0	0.0
Dominican Republic	243	4.0	3.9	3.5	3.2	3.2	3.2	0.9	0.8	0.8	0.7	0.6	0.7
Ecuador	248	6.1	5.9	5.7	4.4	3.9	4.9	8.1	7.6	7.0	4.5	4.2	4.8
El Salvador	253	3.2	3.3	3.1	3.1	3.0	3.1	2.3	2.3	2.3	2.4	2.4	2.6
Grenada	328	0.1	0.1	0.1	0.1	0.1	0.1	0.0	0.0	0.0	0.0	0.0	0.0
Guatemala	258	4.7	4.8	4.2	4.2	4.2	4.4	4.0	3.9	4.0	4.1	4.0	4.4
Guyana	336	0.4	0.5	0.7	0.5	0.4	0.6	0.3	0.1	0.3	0.3	0.2	0.2
Haiti	263	1.9	1.9	1.8	1.3	1.1	1.2	0.0	0.0	0.0	0.1	0.1	0.1
Honduras	268	3.2	3.1	3.0	3.1	3.0	3.3	1.8	2.0	2.1	2.1	1.9	2.0
Jamaica	343	2.3	2.4	1.8	1.2	1.1	1.5	0.1	0.1	0.1	0.1	0.1	0.1
Mexico	273	9.3	9.6	10.1	9.4	8.9	10.0	30.6	29.3	28.0	24.5	21.9	24.0
Netherlands Antilles	353	1.4	1.3	7.4	3.6	2.4	2.8	1.1	1.4	1.3	0.7	0.5	0.5
Nicaragua	278	3.1	3.2	3.2	3.2	3.1	3.1	1.3	1.5	1.6	1.6	1.7	1.4
Panama	283	7.4	11.6	8.6	6.3	5.9	8.3	5.8	4.9	4.5	3.9	3.1	3.9
Paraguay	288	4.8	5.2	5.4	4.4	4.1	4.7	2.5	3.3	3.3	2.8	3.2	3.5
Peru	293	12.5	11.4	10.3	9.0	8.7	9.9	8.7	8.2	8.7	6.5	5.8	6.2
Sint Maarten	352	0.0	0.1	0.0	0.0	0.0	0.0	0.0	0.0	0.0	0.0	0.0	0.0
St. Kitts and Nevis	361	0.0	0.1	0.1	0.1	0.1	0.1	0.0	0.0	0.0	0.0	0.0	0.0
St. Lucia	362	1.5	0.4	1.6	1.0	0.6	1.0	0.1	0.1	0.2	0.1	0.1	0.1
St. Vincent & Grens.	364	0.1	0.1	0.2	0.1	0.1	0.1	0.0	0.0	0.0	0.0	0.0	0.0
Suriname	366	0.5	0.6	0.4	0.3	0.2	0.3	0.3	0.3	0.2	0.1	0.2	0.2
Trinidad and Tobago	369	1.7	1.5	1.3	1.1	0.9	1.0	8.1	8.9	9.4	6.3	3.9	3.9
Uruguay	298	5.6	5.4	5.6	4.8	4.5	4.3	4.7	4.3	4.8	3.4	3.3	3.3
Venezuela, Rep. Bol.	299	16.7	14.8	13.1	8.5	3.9	2.6	8.2	6.5	5.1	2.5	1.6	1.4
Western Hem. n.s.	399	2.3	1.1	1.0	0.9	0.8	1.0	13.3	16.7	9.4	6.8	3.8	2.6
Other Countries n.i.e	910	5.4	5.6	4.6	3.1	2.4	2.6	1.6	1.7	1.6	0.7	0.4	0.3
Cuba	928	5.2	5.5	4.6	3.0	2.3	2.6	1.4	1.5	1.4	0.6	0.4	0.3
Korea, Dem. People's Rep.	954	0.1	0.1	0.1	0.1	0.0	0.1	0.2	0.2	0.2	0.1	0.1	0.1
Special Categories	899	6.6	6.5	6.2	2.9	1.8	1.0	5.9	5.3	6.0	5.1	2.5	2.8
Countries & Areas n.s.	898	3.8	3.8	4.2	4.5	5.9	7.2	5.9	5.2	5.0	3.6	5.1	5.6
Memorandum Items													
Africa	605	16.7	16.4	14.7	11.7	11.4	12.7	20.8	25.0	25.0	13.9	8.8	10.3
Middle East	405	21.0	21.5	20.9	18.2	18.3	21.9	9.9	10.6	10.7	6.8	5.1	5.8
European Union	998	130.3	122.6	117.3	96.0	93.4	103.5	154.2	164.3	158.4	140.8	127.3	138.3
Export earnings: fuel	080	73.8	71.2	68.8	52.4	46.3	50.0	80.3	86.5	83.2	54.6	40.5	45.1
Export earnings: nonfuel	092	1,000.3	1,008.4	992.7	850.5	824.1	926.1	1,057.1	1,082.0	1,075.1	976.7	898.0	972.4

European Union (998)

In Billions of U.S. Dollars

		Exports (FOB)						Imports (CIF)					
		2012	2013	2014	2015	2016	2017	2012	2013	2014	2015	2016	2017
IFS World	
World	001	5,815.3	6,075.4	6,157.2	5,388.6	5,379.9	5,900.7	5,875.7	5,922.8	6,043.0	5,239.7	5,269.2	5,804.6
Advanced Economies	110	4,289.6	4,460.7	4,552.4	4,031.0	4,049.4	4,401.0	4,105.1	4,154.6	4,264.0	3,742.2	3,804.2	4,135.6
Euro Area	163	2,710.6	2,778.9	2,843.6	2,463.9	2,491.4	2,737.2	2,752.0	2,839.2	2,926.7	2,554.1	2,589.7	2,832.5
Austria	122	137.1	140.9	141.4	122.3	125.4	137.6	117.2	123.4	125.9	108.7	109.5	121.6
Belgium	124	279.7	281.9	281.6	229.5	227.9	249.5	300.7	311.2	315.9	271.9	275.2	296.1
Cyprus	423	7.5	7.6	7.1	5.9	5.7	6.7	2.8	2.6	2.5	2.0	1.8	1.8
Estonia	939	14.8	14.8	14.7	12.1	12.5	13.9	9.4	10.4	11.3	8.8	9.3	9.9
Finland	172	48.1	50.5	51.7	43.9	44.1	49.8	41.4	42.9	44.3	38.5	37.5	41.5
France	132	467.2	477.8	481.8	410.9	413.7	450.1	329.7	341.3	356.7	304.2	302.1	321.6
Germany	134	762.0	777.2	804.2	701.9	707.9	775.2	785.2	809.9	842.7	747.4	764.7	833.6
Greece	174	29.2	30.0	31.5	25.9	26.9	29.3	15.3	16.0	15.8	14.0	14.3	15.6
Ireland	178	48.0	53.5	54.8	49.3	48.7	53.3	79.1	75.4	77.3	79.5	75.9	81.0
Italy	136	263.8	266.5	272.5	242.5	251.3	276.7	259.3	261.8	274.9	238.9	245.5	269.5
Latvia	941	12.7	14.2	14.6	12.0	11.7	13.0	8.5	9.2	9.9	8.1	8.7	9.3
Lithuania	946	16.7	18.6	18.9	16.8	17.5	20.2	16.6	17.0	17.3	14.8	15.0	17.7
Luxembourg	137	22.4	22.7	22.6	18.3	18.0	20.2	17.0	17.3	18.3	16.5	15.9	16.1
Malta	181	5.3	5.6	5.8	5.4	5.1	5.8	2.1	2.3	2.0	1.9	2.2	2.2
Netherlands	138	282.2	288.3	290.9	248.5	247.8	276.1	470.8	486.6	488.7	409.8	410.1	463.9
Portugal	182	49.9	53.8	56.9	49.5	51.0	57.7	37.8	40.5	41.3	36.5	37.5	40.4
Slovak Republic	936	58.7	62.0	64.0	59.1	59.4	64.5	61.7	64.5	66.1	58.8	61.9	66.9
Slovenia	961	22.1	22.9	24.0	21.1	21.9	25.0	21.1	22.9	25.3	22.2	23.0	26.6
Spain	184	183.1	190.0	204.6	189.0	194.7	212.6	176.1	184.0	190.4	171.5	179.4	197.2
Australia	193	43.6	42.6	39.2	34.9	35.9	39.3	18.7	13.5	12.2	10.6	14.5	14.7
Canada	156	40.3	41.9	42.1	39.0	39.0	42.6	39.0	36.0	36.3	31.1	32.2	35.5
China,P.R.: Hong Kong	532	43.3	47.4	46.1	39.2	38.8	41.7	13.5	13.5	14.3	15.8	20.2	12.5
China,P.R.: Macao	546	0.5	0.8	0.7	0.8	0.7	0.7	0.1	0.2	0.1	0.1	0.1	0.1
Czech Republic	935	106.5	110.6	118.2	107.2	110.8	123.8	122.5	126.8	136.9	124.1	130.4	144.0
Denmark	128	65.4	69.6	72.1	62.3	63.9	68.5	65.4	67.2	65.7	55.4	55.1	60.6
Iceland	176	2.4	2.4	2.8	2.8	4.0	4.2	3.5	3.6	3.7	3.6	3.2	3.8
Israel	436	21.9	22.5	22.5	21.0	23.4	24.1	16.4	16.6	17.7	14.9	14.7	16.7
Japan	158	71.5	71.8	70.8	62.7	64.2	68.6	83.6	75.2	75.1	66.4	73.8	77.7
Korea, Republic of	542	48.6	53.1	57.3	53.0	48.8	56.0	48.8	47.6	51.6	47.0	46.1	56.4
New Zealand	196	4.7	5.5	6.0	5.1	5.2	6.0	4.0	4.0	4.5	3.9	3.7	3.8
Norway	142	64.2	66.5	66.6	54.1	53.5	57.3	128.5	118.9	113.1	82.3	70.0	87.4
San Marino	135	0.3	0.3	0.3	0.3	0.3	0.3	0.1	0.1	0.1	0.1	0.1	0.1
Singapore	576	39.1	38.7	37.7	33.1	34.8	37.5	27.7	23.4	22.4	21.0	21.6	22.7
Sweden	144	110.0	112.7	116.1	100.4	103.3	112.9	103.0	103.6	104.8	88.7	87.8	95.7
Switzerland	146	173.4	225.9	188.1	168.3	158.6	171.2	137.4	126.8	129.6	114.6	136.1	126.0
Taiwan Prov.of China	528	20.3	21.9	22.5	20.4	21.0	23.2	29.1	29.4	30.8	28.4	28.7	33.3
United Kingdom	112	345.6	363.4	386.5	351.0	349.3	361.8	242.6	243.8	240.6	203.8	198.9	222.6
United States	111	377.1	384.4	413.1	411.7	402.6	424.2	269.2	265.1	277.8	276.5	277.2	289.5
Vatican	187	0.1	0.1	0.1	0.0	0.0	0.0	0.0	0.0	0.0	0.0	0.0	0.0
Emerg. & Dev. Economies	200	1,453.8	1,534.1	1,537.9	1,312.2	1,290.1	1,446.3	1,739.6	1,733.3	1,744.8	1,474.0	1,439.4	1,645.8
Emerg. & Dev. Asia	505	308.7	322.7	342.0	300.0	299.3	347.5	541.5	546.0	584.2	566.3	561.4	629.0
Bangladesh	513	2.0	2.2	2.6	2.7	2.9	3.6	12.7	14.5	16.5	17.0	18.2	19.1
Bhutan	514	0.1	0.0	0.0	0.1	0.0	0.0	0.0	0.0	0.0	0.1	0.0	0.0
Brunei Darussalam	516	1.4	1.7	0.6	1.0	0.3	0.2	0.0	0.0	0.0	0.0	0.0	0.0
Cambodia	522	0.3	0.3	0.4	0.5	0.7	1.0	2.6	3.3	4.0	4.6	5.1	5.7
China,P.R.: Mainland	924	185.3	196.7	218.5	188.8	187.7	223.8	375.1	372.3	400.9	389.7	381.6	424.3
Fiji	819	0.0	0.4	0.1	0.2	0.1	0.1	0.1	0.1	0.1	0.1	0.1	0.1
F.T. French Polynesia	887	0.7	0.8	0.8	0.7	0.8	0.8	0.0	0.0	0.0	0.0	0.0	0.0
F.T. New Caledonia	839	1.3	1.3	1.3	1.1	1.1	1.1	0.4	0.4	0.3	0.2	0.2	0.1
Guam	829	0.1	0.0	0.0	0.0	0.0	0.0	0.0	0.0	0.0	0.0	0.0	0.0
India	534	49.6	47.7	47.3	42.3	41.8	47.2	48.2	48.9	49.4	43.8	43.6	49.8
Indonesia	536	12.5	12.9	12.6	11.1	11.6	11.4	20.0	19.1	19.2	17.0	16.3	18.8
Lao People's Dem.Rep	544	0.3	0.2	0.2	0.1	0.1	0.2	0.3	0.3	0.3	0.3	0.3	0.3
Malaysia	548	18.7	19.0	18.6	14.8	14.7	16.3	24.1	24.4	26.0	25.2	24.2	28.3
Maldives	556	0.1	0.2	0.2	0.2	0.2	0.2	0.1	0.1	0.1	0.1	0.1	0.1
Marshall Islands	867	0.4	0.6	1.6	1.5	1.8	1.3	0.2	0.1	0.4	0.4	0.3	0.3

European Union (998)

In Billions of U.S. Dollars

		Exports (FOB)						Imports (CIF)					
		2012	2013	2014	2015	2016	2017	2012	2013	2014	2015	2016	2017
Mongolia	948	0.6	0.7	0.4	0.4	0.3	0.4	0.1	0.1	0.1	0.1	0.1	0.1
Myanmar	518	0.3	0.5	0.7	0.6	0.6	0.6	0.2	0.3	0.5	0.8	1.1	1.8
Nepal	558	0.1	0.1	0.2	0.3	0.2	0.3	0.1	0.1	0.1	0.1	0.1	0.1
Papua New Guinea	853	0.6	0.2	0.2	0.2	0.2	0.2	1.3	1.0	1.1	0.8	0.8	1.0
Philippines	566	6.2	7.7	9.0	6.8	6.8	7.4	6.6	6.8	7.6	7.8	7.4	8.6
Solomon Islands	813	0.0	0.0	0.0	0.0	0.0	0.0	0.1	0.1	0.1	0.1	0.1	0.1
Sri Lanka	524	1.7	1.6	1.7	2.3	1.5	1.9	3.3	3.1	3.4	2.9	2.8	3.1
Thailand	578	19.1	19.9	16.5	14.9	15.1	17.0	21.8	22.6	24.5	21.7	22.5	25.2
Timor-Leste	537	0.2	0.0	0.0	0.0	0.0	0.0	0.0	0.0	0.0	0.0	0.0	0.0
Vanuatu	846	0.1	0.1	0.2	0.0	0.0	0.0	0.0	0.0	0.0	0.0	0.0	0.0
Vietnam	582	6.9	7.7	8.2	9.3	10.5	12.0	23.9	28.2	29.4	33.3	36.7	41.9
Asia n.s.	598	0.2	0.1	0.1	0.1	0.1	0.1	0.1	0.0	0.0	0.0	0.0	0.1
Europe	170	655.3	688.3	678.4	555.5	563.8	645.0	702.3	730.2	727.2	580.6	576.5	668.4
Emerg. & Dev. Europe	903	431.7	459.5	482.4	431.4	442.1	499.4	346.9	377.2	407.2	377.6	401.1	447.9
Albania	914	3.1	3.1	3.3	2.8	3.0	3.4	1.4	1.6	1.7	1.3	1.4	1.7
Bosnia and Herzegovina	963	6.2	6.3	6.7	5.6	5.8	6.7	3.8	4.3	4.4	3.9	4.2	4.8
Bulgaria	918	18.7	20.2	21.7	19.2	19.3	22.0	15.3	17.1	17.6	15.9	17.1	19.5
Croatia	960	14.4	14.2	16.2	15.3	16.1	18.9	7.0	7.3	7.5	7.4	8.4	9.6
Faroe Islands	816	0.6	0.7	0.7	0.6	0.7	0.8	0.7	0.8	0.8	0.6	0.8	0.8
Gibraltar	823	11.9	12.3	9.4	5.0	4.2	6.1	1.1	0.7	1.6	0.4	0.3	0.3
Hungary	944	65.0	70.0	77.5	70.3	72.0	80.0	73.6	77.1	81.8	74.8	77.6	86.0
Kosovo	967	0.9	1.0	1.0	0.8	0.9	1.0	0.2	0.2	0.1	0.1	0.1	0.1
Macedonia, FYR	962	4.3	4.5	5.1	4.6	4.9	5.6	2.7	3.2	4.0	3.7	4.1	4.8
Montenegro	943	1.1	1.2	1.3	1.0	1.1	1.2	0.4	0.2	0.3	0.2	0.2	0.2
Poland	964	145.4	155.1	168.6	153.0	158.1	178.5	134.9	147.5	159.5	150.6	158.7	178.7
Romania	968	50.5	54.6	58.2	53.2	56.6	64.3	36.5	41.2	46.2	41.7	44.8	51.3
Serbia, Republic of	942	12.4	13.2	13.8	12.4	12.9	15.2	6.5	8.8	9.4	8.7	9.7	11.3
Turkey	186	97.0	103.0	99.2	87.5	86.2	95.6	62.8	67.3	72.3	68.4	73.9	78.7
CIS	901	222.2	227.4	194.5	122.9	120.4	144.3	355.4	352.9	319.9	202.9	175.3	220.4
Armenia	911	0.9	1.0	0.9	0.7	0.7	0.8	0.4	0.3	0.4	0.3	0.4	0.5
Azerbaijan, Rep. of	912	3.8	5.0	4.6	3.8	2.1	1.9	18.4	19.1	17.6	11.9	8.4	10.6
Belarus	913	10.1	11.4	9.9	6.3	5.5	6.9	5.9	4.5	4.6	4.1	3.3	3.8
Georgia	915	2.7	2.7	2.5	2.0	2.2	2.3	0.8	0.9	0.9	0.8	0.6	0.7
Kazakhstan	916	8.9	9.9	9.0	6.9	5.6	5.8	31.6	31.7	31.8	18.0	14.1	19.9
Kyrgyz Republic	917	0.5	0.5	0.5	0.3	0.3	0.3	0.1	0.1	0.1	0.1	0.1	0.2
Moldova	921	2.6	3.0	3.1	2.3	2.3	2.8	1.2	1.3	1.5	1.4	1.5	1.8
Russian Federation	922	158.6	158.6	137.4	81.8	80.2	97.5	276.9	274.9	243.2	151.3	131.5	163.5
Tajikistan	923	0.2	0.3	0.3	0.2	0.2	0.2	0.2	0.1	0.1	0.1	0.1	0.0
Turkmenistan	925	1.7	1.4	1.5	1.2	1.3	1.0	0.9	1.2	1.1	0.5	0.7	0.3
Ukraine	926	30.7	31.8	22.6	15.6	18.3	22.9	18.8	18.4	18.3	14.2	14.6	18.8
Uzbekistan	927	1.6	1.9	2.1	1.8	1.8	1.9	0.3	0.3	0.3	0.3	0.2	0.2
Europe n.s.	884	1.4	1.4	1.5	1.3	1.3	1.4	0.1	0.1	0.1	0.1	0.1	0.1
Mid East, N Africa, Pak	440	240.4	264.3	267.7	240.7	230.1	238.9	229.7	208.6	188.8	135.9	125.0	156.3
Afghanistan, I.R. of	512	1.2	0.8	0.6	0.3	0.3	0.4	0.1	0.1	0.1	0.0	0.0	0.0
Algeria	612	27.2	29.7	31.0	24.6	22.6	21.3	42.2	42.4	39.3	23.2	18.2	20.9
Bahrain, Kingdom of	419	2.7	1.9	2.3	1.9	1.9	2.5	2.0	1.7	1.1	0.9	0.7	1.0
Djibouti	611	0.2	0.3	0.3	0.3	0.4	0.4	0.0	0.0	0.0	0.0	0.0	0.0
Egypt	469	20.0	19.8	22.4	22.6	22.9	22.4	11.0	10.6	11.5	8.1	7.4	9.1
Iran, I.R. of	429	9.5	7.2	8.5	7.2	9.1	12.3	7.3	1.0	1.5	1.4	6.1	11.5
Iraq	433	6.0	7.3	6.2	5.0	3.9	4.0	16.3	14.0	15.3	13.4	11.5	14.8
Jordan	439	4.4	4.9	4.9	4.4	4.5	4.7	0.4	0.5	0.4	0.4	0.4	0.4
Kuwait	443	5.8	7.0	6.7	6.6	6.0	6.5	7.5	8.3	7.3	4.7	3.6	4.7
Lebanon	446	8.7	8.9	8.7	7.4	7.4	8.2	0.5	0.5	0.4	0.5	0.5	0.5
Libya	672	8.2	10.4	7.1	4.6	3.8	4.1	42.2	30.6	16.4	8.4	5.4	13.2
Mauritania	682	1.6	1.6	1.4	0.8	0.7	0.9	0.8	0.7	0.7	0.5	0.5	0.6
Morocco	686	21.8	22.9	24.2	20.1	23.2	25.3	12.0	13.3	14.7	13.8	15.3	17.0
Oman	449	4.9	5.1	4.8	5.1	4.6	6.5	0.8	1.4	0.9	0.7	0.4	0.4
Pakistan	564	5.3	5.1	5.4	4.9	5.9	7.0	5.3	6.0	7.3	6.8	7.0	7.6
Qatar	453	7.7	8.2	11.1	11.7	10.6	11.7	13.3	12.2	10.0	8.2	6.1	7.3
Saudi Arabia	456	38.7	44.7	46.6	44.5	37.5	37.3	44.4	40.0	38.1	23.8	21.0	24.7

European Union (998)

In Billions of U.S. Dollars

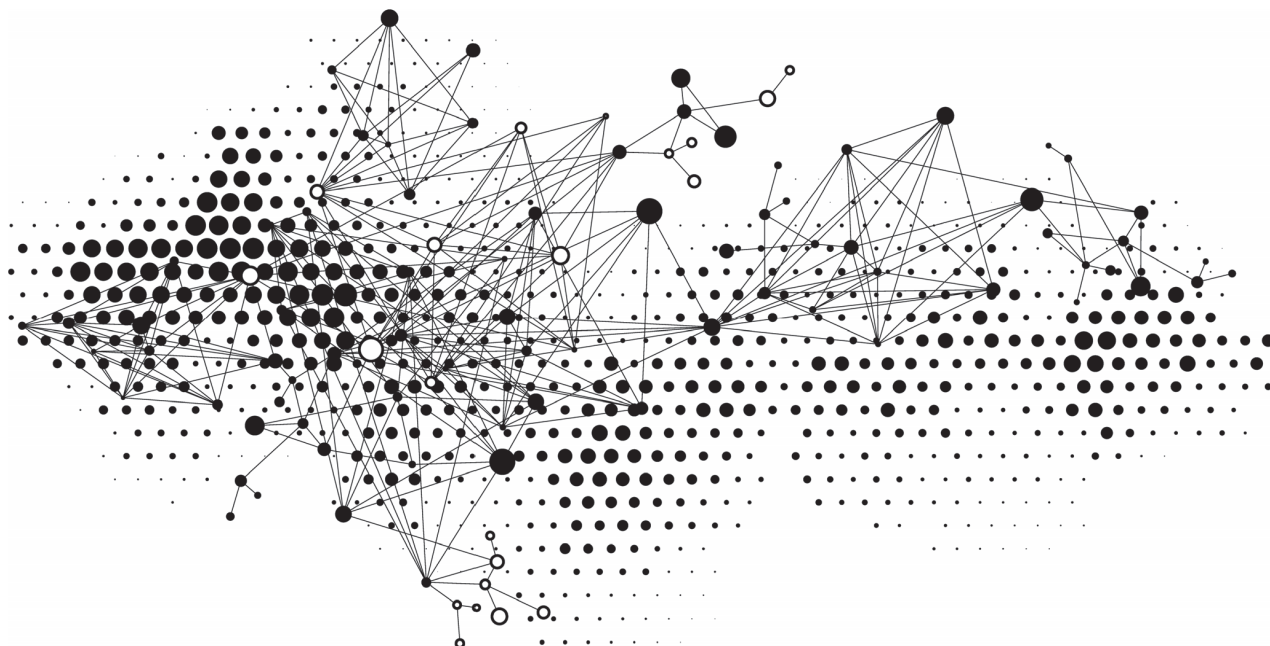
		Exports (FOB)						Imports (CIF)					
		2012	2013	2014	2015	2016	2017	2012	2013	2014	2015	2016	2017
Somalia	726	0.0	0.1	0.1	0.1	0.1	0.2	0.0	0.0	0.0	0.0	0.0	0.0
Sudan	732	1.2	1.2	1.1	1.1	1.0	1.2	0.2	0.2	0.3	0.2	0.2	0.2
Syrian Arab Republic	463	1.5	1.0	0.9	0.6	0.5	0.6	0.4	0.2	0.1	0.1	0.1	0.1
Tunisia	744	14.4	14.8	14.6	11.9	11.7	12.5	12.2	12.4	12.4	10.5	10.3	10.6
United Arab Emirates	466	47.8	59.2	56.6	53.7	50.6	48.1	10.7	12.3	10.9	10.3	10.2	11.3
West Bank and Gaza	487	0.1	0.2	0.2	0.2	0.3	0.3	0.0	0.0	0.0	0.0	0.0	0.0
Yemen, Republic of	474	1.5	2.0	1.9	0.8	0.7	0.6	0.1	0.2	0.1	0.0	0.0	0.0
Sub-Saharan Africa	603	98.0	102.1	101.4	84.2	73.3	79.8	119.6	113.1	112.7	82.9	71.8	76.0
Angola	614	8.0	8.2	8.9	5.4	3.8	4.4	9.1	12.3	12.4	8.8	4.6	2.7
Benin	638	1.3	1.3	1.5	1.1	0.7	0.6	0.0	0.0	0.1	0.1	0.0	0.0
Botswana	616	1.5	1.3	0.4	0.3	0.4	0.3	3.9	4.6	2.4	1.7	2.4	1.6
Burkina Faso	748	0.8	0.9	0.8	0.7	0.7	0.8	0.1	0.1	0.1	0.1	0.1	0.2
Burundi	618	0.1	0.1	0.1	0.1	0.1	0.1	0.1	0.0	0.0	0.0	0.0	0.0
Cabo Verde	624	0.6	0.6	0.6	0.4	0.5	0.6	0.1	0.1	0.1	0.1	0.1	0.1
Cameroon	622	2.1	2.3	2.2	1.8	1.7	1.7	2.7	3.2	2.9	2.0	2.0	2.1
Central African Rep.	626	0.2	0.1	0.1	0.1	0.1	0.1	0.1	0.0	0.0	0.0	0.0	0.0
Chad	628	0.3	0.4	0.6	0.3	0.2	0.2	0.0	0.1	0.0	0.1	0.1	0.2
Comoros	632	0.1	0.1	0.1	0.0	0.1	0.1	0.1	0.0	0.0	0.0	0.0	0.0
Congo, Dem. Rep. of	636	1.4	1.4	1.3	1.3	1.0	1.0	0.9	1.5	1.4	0.8	1.0	1.4
Congo, Republic of	634	1.6	1.8	2.2	1.9	1.3	0.9	3.1	1.8	2.0	2.0	1.2	1.2
Côte d'Ivoire	662	2.6	2.9	3.1	3.0	2.7	3.2	4.2	4.4	4.3	4.7	5.0	5.2
Equatorial Guinea	642	1.0	1.1	1.0	0.9	0.5	0.4	6.8	5.4	4.9	2.5	1.5	1.3
Eritrea	643	0.1	0.1	0.1	0.1	0.1	0.1	0.0	0.0	0.0	0.0	0.0	0.0
Eswatini, Kingdom of	734	0.0	0.0	0.0	0.0	0.1	0.1	0.2	0.3	0.2	0.2	0.1	0.1
Estonia	939	14.8	14.8	14.7	12.1	12.5	13.9	9.4	10.4	11.3	8.8	9.3	9.9
Ethiopia	644	1.5	1.6	1.7	2.0	2.3	2.7	0.8	0.7	0.8	0.8	0.8	0.8
Gabon	646	1.8	2.0	1.8	1.2	0.9	1.0	1.4	1.9	1.3	1.8	1.2	0.9
Gambia, The	648	0.2	0.2	0.2	0.2	0.2	0.2	0.0	0.0	0.0	0.0	0.0	0.0
Ghana	652	4.6	4.5	4.1	3.4	3.2	3.5	4.2	4.5	3.8	2.9	2.5	2.4
Guinea	656	1.2	1.6	1.3	1.0	1.0	1.4	0.7	0.6	0.6	0.7	0.6	0.5
Guinea-Bissau	654	0.1	0.1	0.2	0.1	0.1	0.2	0.0	0.0	0.0	0.0	0.0	0.0
Kenya	664	2.4	2.5	2.4	2.5	2.1	2.2	1.6	1.5	1.6	1.5	1.4	1.5
Lesotho	666	0.0	0.0	0.0	0.0	0.0	0.0	0.3	0.2	0.3	0.3	0.2	0.3
Liberia	668	0.7	0.8	0.8	1.1	0.9	0.7	0.4	0.7	0.7	0.7	0.5	0.6
Madagascar	674	0.7	0.7	0.7	0.6	0.6	0.8	0.7	1.0	1.1	1.0	1.1	1.3
Malawi	676	0.2	0.2	0.2	0.1	0.1	0.2	0.3	0.3	0.4	0.4	0.3	0.4
Mali	678	0.9	1.0	1.1	1.1	1.2	1.3	0.0	0.1	0.1	0.0	0.0	0.0
Mauritius	684	1.1	1.1	1.2	1.0	1.0	1.3	1.3	1.4	1.3	1.0	1.0	1.0
Mozambique	688	0.9	1.1	1.2	1.1	0.8	0.6	1.6	1.8	1.8	1.6	1.5	1.9
Namibia	728	1.0	1.0	0.8	0.4	0.4	0.5	1.7	1.2	1.3	1.2	1.2	1.5
Niger	692	0.5	0.5	0.6	0.4	0.3	0.4	0.6	0.8	0.5	0.5	0.2	0.3
Nigeria	694	14.7	15.6	15.4	11.9	10.0	11.4	42.5	38.1	37.5	20.6	12.0	17.2
Rwanda	714	0.3	0.2	0.2	0.2	0.5	0.2	0.1	0.0	0.1	0.1	0.1	0.1
São Tomé & Príncipe	716	0.1	0.1	0.1	0.1	0.1	0.1	0.0	0.0	0.0	0.0	0.0	0.0
Senegal	722	4.3	4.0	3.8	2.6	2.6	3.3	0.4	0.5	0.5	0.5	0.5	0.5
Seychelles	718	0.3	0.4	0.3	0.3	0.3	0.3	0.3	0.4	0.4	0.3	0.3	0.3
Sierra Leone	724	0.4	0.4	0.4	0.3	0.2	0.3	0.3	0.2	0.3	0.3	0.2	0.3
South Africa	199	32.9	32.5	30.9	28.2	25.5	27.6	26.4	20.7	24.7	21.5	25.5	25.7
South Sudan, Rep. of	733	0.1	0.1	0.1	0.0	0.0	0.0	0.0	0.0	0.0	0.0
Tanzania	738	1.4	1.2	1.3	1.2	1.1	1.0	0.6	0.7	0.8	0.8	0.7	0.6
Togo	742	2.6	4.3	6.3	4.3	2.9	3.1	0.2	0.2	0.1	0.1	0.1	0.1
Uganda	746	0.6	0.6	0.6	0.5	0.6	0.6	0.5	0.6	0.6	0.5	0.5	0.6
Zambia	754	0.6	0.8	0.6	0.5	0.4	0.5	0.6	0.6	0.5	0.5	0.5	0.4
Zimbabwe	698	0.4	0.3	0.3	0.2	0.2	0.2	0.5	0.5	0.7	0.4	0.4	0.5
Africa n.s.	799	0.0	0.1	0.0	0.0	0.0	0.0	0.0	0.0	0.0	0.0	0.0	0.0
Western Hemisphere	205	151.4	156.8	148.3	131.9	123.6	135.0	146.5	135.5	131.8	108.4	104.7	116.1
Anguilla	312	0.0	0.1	0.0	0.0	0.0	0.0	0.0	0.0	0.0	0.0	0.0	0.0
Antigua and Barbuda	311	0.2	0.4	0.3	0.2	0.3	0.3	0.1	0.2	0.1	0.1	0.2	0.1
Argentina	213	11.0	13.3	11.0	10.1	9.4	11.2	12.8	10.8	10.2	9.0	9.1	9.3
Aruba	314	0.3	0.3	0.2	0.2	0.2	0.2	0.1	0.0	0.1	0.0	0.0	0.1

European Union (998)

In Billions of U.S. Dollars

		Exports (FOB)						Imports (CIF)					
		2012	2013	2014	2015	2016	2017	2012	2013	2014	2015	2016	2017
Bahamas, The	313	0.9	0.8	1.0	1.4	0.9	1.2	0.4	0.5	0.8	0.8	0.4	0.4
Barbados	316	0.2	0.2	0.3	0.2	0.2	0.2	0.0	0.1	0.1	0.0	0.0	0.1
Belize	339	0.3	0.1	0.2	0.1	0.1	0.1	0.2	0.2	0.2	0.2	0.1	0.2
Bermuda	319	0.2	0.1	0.1	0.5	0.2	0.2	0.0	0.0	0.0	0.3	0.3	0.1
Bolivia	218	0.6	1.0	1.0	0.8	0.7	1.1	0.5	0.7	0.7	0.7	0.6	0.6
Brazil	223	51.0	52.9	49.2	38.4	34.2	36.5	48.8	44.2	41.5	34.3	32.9	35.2
Chile	228	10.9	12.3	9.8	9.3	9.5	10.0	12.5	11.9	11.5	9.1	8.2	9.4
Colombia	233	7.1	7.8	8.4	7.2	6.0	6.8	11.1	10.2	10.9	7.5	6.0	6.3
Costa Rica	238	1.0	1.1	1.1	1.1	1.2	1.2	5.5	5.4	5.0	2.5	2.6	3.0
Curacao	354	0.1	0.5	0.4	0.3	0.4	0.1	0.1	0.1	0.1	0.1
Dominican Republic	243	1.8	1.4	1.5	1.8	2.0	2.0	1.0	1.1	1.0	1.0	1.1	1.0
Ecuador	248	2.9	3.0	2.9	2.2	1.8	2.5	3.2	3.4	3.5	2.9	3.0	3.4
El Salvador	253	0.8	0.7	0.7	0.6	0.5	0.5	0.3	0.3	0.2	0.2	0.2	0.3
Falkland Islands	323	0.1	0.1	0.2	0.2	0.1	0.1	0.2	0.1	0.2	0.2	0.2	0.2
Greenland	326	0.8	0.7	0.7	0.6	0.6	0.7	0.5	0.5	0.5	0.4	0.6	0.6
Guatemala	258	0.9	1.0	1.2	1.1	1.0	1.1	0.8	0.8	0.9	1.0	1.0	1.2
Guyana	336	0.1	0.2	0.1	0.1	0.1	0.1	0.2	0.3	0.3	0.3	0.2	0.3
Haiti	263	0.2	0.2	0.3	0.2	0.2	0.3	0.0	0.0	0.0	0.0	0.0	0.1
Honduras	268	0.5	0.5	0.6	0.5	0.5	0.5	1.3	1.0	1.1	1.1	1.2	1.4
Jamaica	343	0.3	0.3	0.3	0.4	0.4	0.5	0.3	0.4	0.3	0.2	0.2	0.3
Mexico	273	35.9	36.4	37.8	37.2	37.5	42.9	25.1	23.2	23.9	21.6	22.0	27.0
Netherlands Antilles	353	1.0	0.3
Nicaragua	278	0.3	0.2	0.3	0.3	0.3	0.3	0.3	0.4	0.4	0.4	0.4	0.4
Panama	283	3.4	3.8	3.1	2.8	2.4	2.5	0.5	0.9	0.6	0.6	0.7	0.6
Paraguay	288	0.6	0.7	0.8	0.7	0.6	0.8	1.2	1.5	1.5	1.2	1.2	1.3
Peru	293	4.5	4.6	4.3	4.1	4.0	4.6	8.0	7.0	6.6	5.6	5.7	6.9
Sint Maarten	352	0.1	0.1	0.1	0.1	0.1	0.0	0.0	0.0	0.1	0.1
St. Kitts and Nevis	361	0.1	0.1	0.1	0.1	0.1	0.1	0.0	0.0	0.0	0.0	0.0	0.0
St. Lucia	362	0.1	0.0	0.1	0.0	0.1	0.1	0.0	0.0	0.0	0.0	0.0	0.0
St. Vincent & Grens.	364	0.1	0.1	0.1	0.1	0.0	0.0	0.0	0.0	0.0	0.0	0.1	0.1
Suriname	366	0.5	0.7	0.4	0.4	0.3	0.3	0.3	0.3	0.4	0.3	0.3	0.3
Trinidad and Tobago	369	0.8	0.9	0.7	0.7	0.7	0.6	2.0	2.8	2.1	1.4	0.8	1.3
Uruguay	298	2.1	2.3	2.1	2.1	1.8	1.8	1.6	1.8	1.6	1.9	1.9	1.7
Venezuela, Rep. Bol.	299	8.4	6.2	5.1	3.3	1.7	0.9	5.8	4.5	4.8	2.5	1.4	1.8
Western Hem. n.s.	399	1.8	1.8	1.7	2.1	3.4	2.4	1.4	0.9	0.7	0.8	1.9	1.2
Other Countries n.i.e	910	2.3	2.5	2.2	2.4	2.3	2.4	1.0	1.3	0.6	0.6	0.5	0.5
Cuba	928	2.2	2.4	2.2	2.4	2.3	2.4	0.9	1.1	0.6	0.6	0.5	0.5
Korea, Dem. People's Rep.	954	0.1	0.0	0.0	0.0	0.0	0.0	0.0	0.2	0.0	0.0	0.0	0.0
Special Categories	899	34.5	34.7	29.7	22.7	23.2	29.5	0.1	0.1	0.1	1.4	1.5	1.7
Countries & Areas n.s.	898	35.1	43.4	35.0	20.2	14.8	21.5	29.9	33.6	33.5	21.5	23.6	21.0
Memorandum Items													
Africa	605	164.4	172.7	174.1	143.1	132.9	141.5	187.0	182.1	180.2	131.3	116.3	125.4
Middle East	405	167.5	187.8	188.9	176.4	164.2	169.8	156.9	133.5	114.0	80.8	73.5	99.3
European Union	998	3,632.2	3,749.4	3,878.8	3,395.7	3,440.8	3,767.9	3,552.8	3,670.8	3,787.1	3,316.3	3,368.5	3,700.5
Export earnings: fuel	080	381.7	407.3	384.0	296.7	268.5	291.6	600.2	572.2	514.7	327.3	270.5	341.2
Export earnings: nonfuel	092	5,433.6	5,668.1	5,773.2	5,091.9	5,111.4	5,609.1	5,275.5	5,350.6	5,528.4	4,912.4	4,998.7	5,463.4

This page intentionally left blank



Country Tables

Afghanistan, Islamic Republic of (512)

In Millions of U.S. Dollars

		Exports (FOB)						Imports (CIF)					
		2012	2013	2014	2015	2016	2017	2012	2013	2014	2015	2016	2017
IFS World	
World	001	316.3	384.5	426.6	581.6	615.0	852.4	6,404.1	8,580.3	7,707.3	7,750.7	6,558.9	6,866.2
Advanced Economies	110	1.6	9.4	17.1	18.4	12.5	11.5	897.9	199.9	319.9	735.4	465.6	489.8
Euro Area	163	1.6	9.3	17.1	12.2	8.1	8.3	265.5	173.0	54.2	66.6	63.2	83.2
Austria	122	0.1	0.1	0.9	1.1
Belgium	124	0.4	1.2	2.2	1.2	1.0	1.0
Estonia	939	e 0.0	e 0.0	e 0.0	e 0.0	e 0.1	e 0.0	0.2	0.1	0.1
Finland	172	2.1	0.5	0.5	0.2	0.2	0.1
France	132	0.3	1.4	0.6	9.8	5.4	5.5
Germany	134	1.6	9.2	17.0	5.7	4.4	4.0	258.0	170.8	53.2	31.0	29.4	45.8
Ireland	178	e 0.0	e 0.1	e 0.0	e 0.0	e 0.2	e 0.5	7.5	6.8	5.4
Italy	136	2.4	0.1	0.2	4.8	5.4	9.3
Lithuania	946	0.0	0.0	0.1	0.5	1.4	4.4
Malta	181	e 0.0	e 0.0	e 0.0	e 4.6	e 0.0	e 0.3	e 4.6	e 1.0
Netherlands	138	1.1	0.1	0.1	7.9	5.1	4.8
Portugal	182	0.0	0.1	0.1	0.3	0.3
Slovak Republic	936	0.0	0.0	0.0	0.1	0.4	0.2
Slovenia	961	e 0.0	e 0.0	e 2.9	e 2.3	e 1.0	e 0.6	e 0.2	e 0.6
Spain	184	0.3	0.0	0.1	2.4	1.9	3.5
Australia	193	1.3	0.5	0.4	1.3	5.6	6.2
Canada	156	0.8	0.6	0.6	2.6	6.7	5.8
China,P.R.: Hong Kong	532	0.1	3.4	1.3	0.7
Czech Republic	935	0.0	0.4	0.2	0.1
Denmark	128	0.1	0.0	0.0	1.0	1.0	1.6
Iceland	176	e 0.0	e 0.0	e 0.0	e 0.1	0.0
Japan	158	0.0	0.1	0.0	600.5	25.9	258.8	292.1	248.7	222.2
Korea, Republic of	542	0.0	91.8	41.2	66.9
New Zealand	196	0.0	0.0	0.0	0.3	0.8	0.4
Norway	142	0.0	0.0	0.2	0.1	0.1
Singapore	576	0.2	0.1	0.1	4.6	5.6	6.2
Sweden	144	0.3	0.0	0.1	4.8	3.4	5.9
Switzerland	146	0.1	0.0	0.0	6.1	5.4	3.9
Taiwan Prov.of China	528	e 0.0	e 0.0	e 0.0	e 0.1	e 0.0	e 1.1	e 0.7	e 0.8	e 1.1	e 1.1	e 1.1
United Kingdom	112	0.5	1.7	1.3	30.8	0.3	6.1	7.8	8.0	10.2
United States	111	2.7	1.3	0.6	251.5	73.4	75.4
Emerg. & Dev. Economies	200	314.7	375.1	409.4	563.2	602.5	840.8	2,404.0	1,807.2	3,979.2	7,015.3	6,093.3	6,376.4
Emerg. & Dev. Asia	505	74.8	123.8	175.8	201.3	236.6	299.0	832.5	180.5	1,145.9	1,629.7	1,641.9	2,092.0
Bangladesh	513	0.6	0.2	0.4	3.2	2.9	2.6
Cambodia	522	e 0.0	e 0.7	e 0.5	e 0.0	e 0.0	e 0.0	e 0.0
China,P.R.: Mainland	924	4.8	20.3	15.5	10.2	4.8	3.4	713.7	136.3	1,038.2	1,044.0	1,092.7	1,372.6
Fiji	819	e 0.0	e 0.0	e 0.0	e 0.0	e 0.0	e 0.1
India	534	69.7	103.0	160.0	188.9	230.0	294.5	118.1	43.7	107.7	130.6	152.9	199.7
Indonesia	536	67.6	36.8	67.1
Malaysia	548	0.0	0.1	277.3	264.9	356.3
Maldives	556	e 0.0	e 0.0	0.0	0.1	0.1
Marshall Islands	867	24.0
Myanmar	518	0.0	0.0	1.2
Nepal	558	e 0.0	e 0.2	e 0.1	e 0.1	e 0.8	e 0.0	0.3
Philippines	566	e 0.2	e 0.3	e 0.3	e 1.1	e 0.1	e 0.0	0.1	0.3	0.1
Samoa	862	e 0.0	1.3	7.9	9.2
Sri Lanka	524	0.0	1.0	2.2	1.6
Thailand	578	0.0	0.0	0.0	20.2	18.5	9.7
Vietnam	582	0.3	0.6	0.7	53.4	57.7	67.1
Asia n.s.	598	5.4	5.1	5.9
Europe	170	1.7	1.3	1.9	53.5	33.2	18.5	187.9	13.5	5.2	1,798.1	1,714.1	1,605.4
Emerg. & Dev. Europe	903	0.3	0.2	0.5	17.8	12.3	11.5	13.5	7.4	0.4	89.6	82.5	100.1
Bosnia and Herzegovina	963	e 0.1	e 0.1	e 0.3	e 0.0	e 0.0	e 0.0	0.0
Bulgaria	918	0.0	0.1	0.1	0.1
Croatia	960	e 0.1	e 0.1	e 0.0	e 0.0	e 0.0	e 0.0	e 12.8	e 7.1	e 0.1	e 0.1	e 0.1	e 0.3
Hungary	944	0.0	0.0	0.0	0.5	0.5

Afghanistan, Islamic Republic of (512)

In Millions of U.S. Dollars

		Exports (FOB)						Imports (CIF)					
		2012	2013	2014	2015	2016	2017	2012	2013	2014	2015	2016	2017
Kosovo	967	e 0.0	e 0.0	e 0.0	e 0.0	e 0.0	e 0.0	e 0.0	e 0.1
Macedonia, FYR	962	e 0.0	e 0.0	e 0.0	e 0.0	e 0.0	e 0.0	e 0.7	e 0.2	e 0.3	e 0.3	e 0.1	e 0.0
Montenegro	943	e 0.0	e 0.0	e 0.0	e 0.0	e 0.0	e 0.1	e 0.1	e 1.2
Poland	964	0.0	0.0	0.0	3.1	3.4	5.1
Romania	968	0.0	0.1	0.1	0.1	0.0	0.1
Serbia, Republic of	942	e 0.0	e 0.0	e 0.1	e 0.0	e 0.0	e 0.0	0.0	0.0	0.0
Turkey	186	17.8	12.1	11.4	85.8	78.3	92.7
CIS	901	1.4	1.1	1.5	35.7	20.9	7.0	174.4	6.2	4.7	1,708.5	1,631.6	1,505.3
Armenia	911	e 0.0	e 0.0	e 0.0	e 0.0	e 0.1	e 0.0	0.0	0.1
Azerbaijan, Rep. of	912	0.0	36.0	14.7	17.3
Belarus	913	e 1.4	e 1.1	e 1.4	e 0.4	e 10.3	e 0.8	e 165.7	e 5.1	e 4.7	e 17.0	e 16.5	e 30.5
Kazakhstan	916	10.8	4.0	3.2	426.8	621.6	719.5
Kyrgyz Republic	917	3.0	0.1	0.1
Moldova	921	e 0.1	e 0.0	e 0.0	e 0.1	e 8.7	e 1.0	e 0.0	e 0.0	e 0.0	e 1.3
Russian Federation	922	18.5	3.5	1.6	157.4	138.8	154.8
Tajikistan	923	4.7	0.9	1.0	91.5	79.7	92.5
Turkmenistan	925	0.9	1.8	632.4	355.4
Ukraine	926	0.0	0.0	0.0	8.2	5.6	1.9
Uzbekistan	927	0.3	0.4	0.3	336.0	399.1	487.2
Mid East, N Africa, Pak	440	230.1	242.3	222.7	300.2	326.3	515.3	1,382.9	1,605.5	2,826.2	3,493.0	2,678.4	2,651.0
Algeria	612	e 0.0	e 0.0	e 0.0	e 0.0	e 0.0	e 0.0	e 23.4
Bahrain, Kingdom of	419	e 0.0	e 0.1	e 0.2	e 0.2	e 0.2	e 0.4	e 0.6	e 0.7	e 0.3	e 0.8	e 0.4	e 0.5
Egypt	469	0.1	0.0	0.0	1.2	0.6	0.7
Iran, I.R. of	429	26.6	42.7	33.4	29.2	18.8	23.4	498.6	715.2	1,497.1	1,808.0	1,265.1	1,435.2
Iraq	433	17.0	11.2	13.1	0.4
Jordan	439	0.7	1.4	3.5	1.4	0.9	1.0
Kuwait	443	e 0.2	e 0.1	e 0.1	e 0.1	e 0.1	e 0.2
Lebanon	446	1.0	0.5	1.7	1.8	1.5	0.8
Mauritania	682	e 0.1	e 0.0	e 0.0	e 0.4
Morocco	686	e 0.0	e 0.1	e 0.0	e 0.0
Oman	449	e 0.0	e 0.0	e 0.6	e 0.1	e 0.2	e 0.0	e 0.0
Pakistan	564	201.4	198.4	188.4	226.6	283.3	376.2	883.0	889.1	1,327.9	1,346.4	1,198.8	951.6
Qatar	453	e 0.5	e 0.2	e 0.1	e 0.0	e 0.7	e 2.8	e 0.6	e 0.3
Saudi Arabia	456	1.7	0.5	0.5	0.9	1.1	0.9	9.6	9.8	4.5
Sudan	732	0.0	0.1	0.1
Tunisia	744	e 0.1	e 0.0	e 0.1	e 0.0	e 0.2	e 0.1	e 0.0	e 0.1	e 0.1	e 0.1	e 0.2
United Arab Emirates	466	24.4	9.4	95.6	320.5	200.4	232.7
Yemen, Republic of	474	e 0.0	e 0.2	e 0.0	e 0.0	e 0.0
Sub-Saharan Africa	603	4.8	3.8	6.0	2.7	4.0	3.3	0.2	0.6	0.2	77.9	48.2	15.2
Angola	614	e 1.0	e 0.1	e 0.1	e 0.3	e 0.2	e 0.2
Benin	638	e 0.1	e 0.1	e 0.1	e 0.0	e 0.0	e 0.0
Central African Rep.	626	e 2.5	e 1.8	e 1.9
Côte d'Ivoire	662	e 0.0	e 0.2	e 0.0	e 0.0	e 0.0	e 0.0	e 0.0	e 0.0
Estonia	939	e 0.0	e 0.0	e 0.0	e 0.0	e 0.1	e 0.0	0.2	0.1	0.1
Kenya	664	e 0.0	e 0.1	e 0.0	e 0.0	e 0.0	e 0.0	77.1	47.3	13.7
Madagascar	674	e 0.0	e 0.0	e 0.0	e 0.0	e 0.0	e 0.0	e 0.1	e 0.0	e 0.4
Mali	678	e 0.0	e 0.1	e 0.1	e 0.1	e 0.1	e 0.1	e 0.0
Mauritius	684	e 0.0	e 0.0	e 0.0	e 0.0	e 0.0	e 0.0	e 0.0	e 0.0	e 0.1	e 0.0
Mozambique	688	e 1.1	e 1.0	e 0.8	e 1.6	e 0.4	e 0.1	e 0.1	e 0.1	e 0.1	e 0.0
Nigeria	694	e 0.2	e 0.2	e 0.3	e 0.2	e 0.2	e 0.2
Senegal	722	e 2.4	e 2.2	e 1.6	e 0.3	e 1.0	e 0.3	e 0.0	e 0.1	e 0.1	e 0.0	e 0.0	e 0.0
Seychelles	718	e 0.0	e 0.0	e 0.1	e 0.0	e 0.1	e 0.1
South Africa	199	0.0	0.1	0.1	0.3	0.7	1.1
Tanzania	738	e 0.0	e 0.0	e 0.0	e 0.0	e 0.0	e 0.1	0.2	0.0	0.0
Zimbabwe	698	e 0.2	e 0.3	e 0.0	e 0.0	e 0.0
Western Hemisphere	205	3.3	3.8	3.0	5.6	2.5	4.7	0.5	7.1	1.7	16.6	10.7	12.7
Argentina	213	e 0.0	e 0.4	e 0.0	e 0.0	e 0.0	e 0.0	0.1	0.1	0.1
Aruba	314	e 0.0	e 0.0	e 0.0	e 0.0	e 0.1
Bolivia	218	e 0.0	e 0.0	e 0.0	e 0.0	e 0.0	e 0.1	e 0.3
Brazil	223	0.1	10.4	8.4	8.8

Afghanistan, Islamic Republic of (512)

In Millions of U.S. Dollars

		Exports (FOB)						Imports (CIF)					
		2012	2013	2014	2015	2016	2017	2012	2013	2014	2015	2016	2017
Chile	228	e 0.0	e 0.2	e 0.3	e 0.0	e 0.0	e 0.2
Colombia	233	e 0.3	e 0.2	e 0.1	e 0.0	e 0.1	e 0.9	0.0	0.0
Dominican Republic	243	e 0.2	e 0.2	e 0.2	e 0.7	e 0.1	e 0.1	e 0.3	e 0.0	e 0.0
El Salvador	253	e 0.7	e 0.0	e 0.0	e 0.0	e 0.0
Guatemala	258	e 0.0	e 0.0	e 0.0	e 0.1	e 0.0	0.3	0.4	1.1
Honduras	268	e 0.1	e 0.0	e 0.0	e 0.0
Jamaica	343	e 0.0	0.1
Mexico	273	e 1.3	e 2.0	e 2.3	e 4.4	e 2.1	e 3.1	1.1	1.1	0.2
Paraguay	288	e 0.0	e 0.0	e 0.2
Peru	293	e 0.1	e 0.0	e 0.0	e 0.0	e 0.0	e 0.0	e 0.2	e 0.0	e 1.7	e 3.3	e 1.2
Trinidad and Tobago	369	e 0.0	e 0.0	e 0.0	e 0.0	e 0.0	e 0.0	e 6.8	e 1.1	e 0.7	e 0.9
Uruguay	298	e 0.0	e 0.0	e 0.0	e 0.0	e 0.0	e 0.1	0.1	0.0	0.0
Venezuela, Rep. Bol.	299	e 0.6	e 0.6	e 0.0
Other Countries n.i.e	910	0.1	0.1	0.0	0.1	0.1	0.1
Cuba	928	e 0.1	e 0.1	e 0.0	e 0.1	e 0.1	e 0.1
Countries & Areas n.s.	898	3,102.2	6,573.1	3,408.1
Memorandum Items													
Africa	605	5.0	3.9	6.1	2.7	4.3	3.4	0.2	1.0	0.3	77.9	48.4	38.9
Middle East	405	28.5	43.9	34.1	73.6	42.7	139.0	499.8	715.9	1,498.2	2,146.6	1,479.4	1,675.7
European Union	998	1.7	9.4	17.1	13.2	9.9	9.7	309.1	180.4	60.4	84.0	79.9	107.0
Export earnings: fuel	080	30.6	45.1	34.6	102.6	50.6	140.0	499.8	722.7	1,498.2	3,395.9	2,607.6	2,589.5
Export earnings: nonfuel	092	285.7	339.4	392.0	479.0	564.4	712.4	5,904.3	7,857.5	6,209.1	4,354.8	3,951.3	4,276.7

Albania (914)

In Millions of U.S. Dollars

		Exports (FOB)						Imports (CIF)					
		2012	2013	2014	2015	2016	2017	2012	2013	2014	2015	2016	2017
IFS World		1,968.0	2,331.6	2,430.6	1,929.6	1,962.1	2,301.4	4,882.3	4,902.3	5,229.9	4,320.4	4,669.2	5,293.9
World	001	1,906.8	2,440.9	2,550.1	2,015.8	1,961.5	2,463.2	4,875.0	4,931.3	5,284.1	4,364.9	4,666.1	5,670.5
Advanced Economies	110	1,485.3	1,812.7	1,870.4	1,442.9	1,493.4	1,850.0	3,162.8	3,140.7	3,323.5	2,630.9	2,921.9	3,476.5
Euro Area	163	1,446.6	1,730.3	1,819.8	1,379.9	1,419.3	1,728.8	2,678.1	2,741.2	2,778.1	2,299.8	2,577.6	3,014.6
Austria	122	23.9	11.9	18.6	23.6	9.6	16.8	63.7	58.6	60.7	58.0	51.4	71.5
Belgium	124	5.8	1.8	3.8	2.5	2.7	5.7	19.5	22.7	22.8	23.2	26.4	31.4
Cyprus	423	0.1	0.1	11.0	0.1	0.2	2.5	1.8	2.2	2.9	1.5	2.8	2.0
Estonia	939	0.0	0.1	0.1	3.5	6.2	0.2	0.5	0.5	0.2	3.1	0.5
Finland	172	0.1	0.0	0.2	0.2	0.1	0.3	15.0	16.0	13.2	15.7	10.9	15.4
France	132	14.1	49.7	26.2	19.3	20.9	26.5	78.2	126.9	101.2	95.7	92.5	99.5
Germany	134	61.1	89.5	68.5	60.1	66.7	88.7	295.2	284.3	312.5	288.4	442.7	456.1
Greece	174	87.4	73.6	84.1	75.5	89.8	104.2	463.3	433.0	493.0	338.9	367.8	450.9
Ireland	178	0.0	0.0	0.1	0.1	0.2	0.4	13.8	14.6	18.7	15.7	15.9	23.3
Italy	136	1,006.1	1,080.2	1,264.5	981.6	1,070.5	1,315.3	1,556.5	1,614.7	1,556.9	1,308.9	1,366.1	1,617.9
Latvia	941	0.5	0.5	0.2	0.4	0.6	0.6	0.4	0.7	1.3	1.4	1.2	1.7
Lithuania	946	0.5	0.3	0.1	0.6	0.6	1.2	1.6	2.4	3.3	2.3	2.9	4.8
Luxembourg	137	3.9	4.0	3.2	0.1	0.1	1.1	0.2	0.5	0.3	2.5	0.5	1.6
Malta	181	35.4	156.5	151.2	88.9	64.6	4.2	2.6	3.2	2.7	0.2	0.0	0.1
Netherlands	138	19.9	16.1	21.7	16.3	10.7	11.7	22.6	32.0	40.5	28.5	36.8	41.8
Portugal	182	0.1	0.3	0.1	0.2	0.5	0.2	3.2	5.5	7.1	9.1	11.1	14.8
Slovak Republic	936	0.6	1.1	6.0	1.2	2.6	2.7	10.4	12.2	17.2	11.7	13.3	16.9
Slovenia	961	5.1	16.7	1.6	9.1	11.0	3.6	34.1	35.2	32.7	29.0	30.2	42.8
Spain	184	182.0	227.9	158.6	100.0	64.4	136.9	96.0	76.0	90.8	69.1	102.1	121.6
Australia	193	0.1	0.1	0.1	0.6	1.2	2.4	1.9	2.2	1.1	0.9	1.0
Canada	156	0.1	0.6	1.0	0.4	1.3	1.4	39.0	30.5	51.0	31.7	14.7	32.1
China,P.R.: Hong Kong	532	0.2	1.6	1.2	7.6	6.7	8.5	1.8	1.3	1.3	1.8	4.0	2.9
China,P.R.: Macao	546	0.0	0.0	0.0	0.0	0.0	0.0	0.0	0.1	0.1	0.0	0.0
Czech Republic	935	5.3	9.0	7.6	6.6	11.7	27.7	51.3	39.0	33.3	31.1	44.8	50.5
Denmark	128	0.6	3.4	1.3	3.5	6.9	3.4	4.0	4.8	10.2	10.3	8.1	26.1
Iceland	176	0.3	0.0	0.5	0.4	0.0	0.2	0.0	0.1	0.2
Israel	436	0.3	0.4	0.1	0.2	0.2	1.1	3.5	9.3	20.4	7.1	7.1	9.4
Japan	158	0.3	0.5	1.0	2.7	3.1	5.3	23.8	19.6	21.9	17.8	24.3	28.4
Korea, Republic of	542	0.0	0.3	0.1	0.3	0.1	0.1	19.8	23.0	25.0	21.6	30.7	26.6
New Zealand	196	0.0	0.0	0.0	0.4	0.6	0.2	0.2	0.6	0.2
Norway	142	0.1	0.1	0.2	0.1	0.1	0.2	2.3	1.9	2.9	2.5	3.2	4.7
San Marino	135	0.2	0.4	0.3	0.5	0.3	0.3	0.2
Singapore	576	0.0	0.0	0.4	0.1	0.7	0.0	1.7	1.8	3.6	1.4	1.4	1.1
Sweden	144	0.7	0.8	1.1	0.9	4.4	23.4	19.0	11.6	14.5	13.8	17.2	15.5
Switzerland	146	18.9	41.3	18.4	19.1	20.7	12.1	142.5	77.5	159.7	65.6	55.0	122.5
Taiwan Prov.of China	528	0.0	0.2	0.0	17.9	18.3	19.5	16.1	10.7	9.1
United Kingdom	112	2.2	13.7	4.2	3.6	4.3	4.4	49.2	39.4	52.1	39.9	33.5	50.1
United States	111	9.6	10.7	13.9	17.0	12.9	31.8	105.9	118.7	126.9	68.7	87.8	81.5
Emerg. & Dev. Economies	200	421.5	628.2	679.7	573.0	468.0	612.4	1,705.3	1,774.3	1,955.9	1,724.6	1,736.4	2,191.2
Emerg. & Dev. Asia	505	65.7	110.5	85.1	55.0	67.7	80.0	367.0	415.0	464.7	465.7	504.1	565.5
Bangladesh	513	0.0	0.0	0.0	1.7	2.4	4.6	5.6	5.9	8.8
Bhutan	514	0.0	0.1
Cambodia	522	0.1	0.1	0.4	0.9	0.9	1.8
China,P.R.: Mainland	924	53.1	108.4	83.0	52.1	60.0	75.0	310.3	331.4	381.9	369.4	409.3	450.0
India	534	11.1	1.2	1.2	1.4	5.0	3.4	27.2	25.5	32.3	34.0	41.3	40.7
Indonesia	536	0.4	0.5	0.4	0.1	0.0	0.0	5.4	19.1	5.9	15.4	12.9	13.1
Malaysia	548	0.5	0.0	0.0	0.1	0.0	0.0	5.0	5.0	7.0	6.7	6.7	15.4
Marshall Islands	867	0.2	1.1	2.4	1.3	0.0	0.0	0.0
Myanmar	518	0.0	0.1	0.0	0.0	0.2	0.1	0.2
Philippines	566	0.0	0.0	0.2	0.4	0.8	0.9	0.7	0.7
Sri Lanka	524	0.0	0.1	0.0	0.1	0.1	0.2	0.3	0.2	0.4	0.4	1.4
Thailand	578	0.5	0.3	0.1	0.1	0.1	0.1	10.9	12.9	13.3	9.3	11.1	12.5
Vietnam	582	0.0	0.0	0.1	0.0	0.1	5.8	8.4	9.9	14.2	14.8	20.8
Asia n.s.	598	0.0	9.4	8.3	8.6	0.0	0.0

Albania (914)

In Millions of U.S. Dollars

		Exports (FOB)						Imports (CIF)					
		2012	2013	2014	2015	2016	2017	2012	2013	2014	2015	2016	2017
Europe	170	324.4	480.5	540.5	476.0	373.4	504.3	1,213.6	1,120.1	1,287.6	1,096.8	1,058.9	1,383.3
Emerg. & Dev. Europe	903	324.0	473.4	535.3	473.8	370.3	497.9	937.9	971.9	1,124.9	972.4	940.3	1,238.0
Bosnia and Herzegovina	963	2.3	2.9	4.4	5.1	7.4	11.6	34.0	30.9	31.8	25.5	29.2	30.2
Bulgaria	918	25.5	22.0	26.1	25.1	23.8	27.9	63.2	81.5	73.8	59.3	61.9	82.0
Croatia	960	3.8	3.6	3.3	3.9	7.6	7.6	64.5	55.1	58.2	59.1	35.5	40.1
Faroe Islands	816	0.0	0.1
Hungary	944	0.6	1.2	2.2	14.8	19.4	26.9	38.3	40.9	42.4	38.3	39.7	46.4
Kosovo	967	92.9	104.6	109.0	86.6	133.8	189.3	33.4	32.5	34.6	28.6	46.9	76.8
Macedonia, FYR	962	38.4	41.6	50.4	50.9	51.7	76.5	77.3	81.5	79.0	68.0	62.5	79.6
Montenegro	943	16.6	30.0	33.4	26.8	35.3	45.0	10.0	17.4	21.7	24.3	21.8	35.7
Poland	964	0.8	1.2	8.4	3.6	3.2	7.8	65.7	73.9	75.6	65.9	72.8	91.6
Romania	968	3.4	3.7	8.4	10.6	27.7	43.1	55.1	46.0	57.6	48.3	56.6	68.6
Serbia, Republic of	942	15.2	175.4	193.7	191.4	37.9	42.8	215.6	201.0	280.7	208.1	145.6	228.0
Turkey	186	124.5	87.3	95.9	55.1	22.6	19.3	280.8	311.0	369.4	346.8	367.8	459.0
CIS	901	0.4	7.1	5.1	2.1	3.1	6.4	275.7	148.3	162.7	124.4	118.6	145.3
Armenia	911	0.0	0.0	0.1	0.0	0.0	0.1	0.0	0.0	0.0	0.0	0.0	0.0
Azerbaijan, Rep. of	912	0.0	0.0	0.0	0.1	0.1	15.6	0.0	0.0	0.1	0.1
Belarus	913	1.8	0.3	0.1	0.0	0.7	0.0	0.6	0.2	0.1	0.3	0.3
Georgia	915	0.0	0.0	0.0	0.1	0.1	0.2	0.1	0.1	0.0	0.0	0.1	0.0
Kazakhstan	916	0.0	2.9	0.0	0.2	7.3	7.5	3.6	0.3	0.1	5.1
Kyrgyz Republic	917	0.0	0.0	0.0	0.0	0.0	0.3	0.4	0.3	0.0	0.1	0.4
Moldova	921	0.0	0.0	0.0	0.2	0.2	0.2	0.2	0.2	0.3	0.6	0.6
Russian Federation	922	0.3	1.9	4.3	0.4	0.5	0.8	124.5	96.1	110.6	95.4	87.7	108.7
Tajikistan	923	0.0	0.0	0.5	0.4	0.6	0.0
Turkmenistan	925	0.1	0.2	0.0	0.7	74.1	11.4	0.0	0.7	1.3
Ukraine	926	0.1	0.3	0.2	1.4	1.6	4.0	53.1	43.1	35.7	28.2	28.9	28.1
Uzbekistan	927	0.0	0.0	0.1	0.7
Mid East, N Africa, Pak	440	18.7	22.3	38.7	30.6	19.0	24.1	40.9	147.5	102.1	77.6	84.9	126.9
Algeria	612	0.1	0.5	0.2	0.4	0.0	0.0	4.3	8.0	15.6	6.4	9.3	21.3
Bahrain, Kingdom of	419	0.0	0.0	0.0	0.0	0.0	1.0	0.1	0.1
Djibouti	611	0.4	0.0	0.0	0.0
Egypt	469	0.2	2.2	10.6	11.5	3.4	9.3	17.6	24.7	19.4	21.4	30.8	51.6
Iran, I.R. of	429	0.0	0.0	0.0	0.3	0.1	2.6	1.4	0.8	1.1	2.5	2.5
Iraq	433	0.1	0.3	1.8	2.7	2.3	2.6	0.5	0.2
Jordan	439	0.3	0.3	0.9	1.0	0.2	0.0	0.2	0.4	0.4	0.3	0.5	0.4
Kuwait	443	0.1	0.0	0.2	0.3	0.6	0.1	0.0	0.0	0.0	0.1
Lebanon	446	0.1	2.8	2.3	0.3	0.3	0.5	0.1	0.1	1.1	0.0	0.1	0.3
Libya	672	14.1	13.3	15.6	4.2	5.0	3.8	89.4	19.3	20.1	10.9	12.9
Mauritania	682	0.0	0.0	0.0	0.2	0.2	0.0	0.0	0.2
Morocco	686	0.1	0.2	0.1	0.6	0.1	0.7	2.8	4.3	5.7	3.9	2.9	2.9
Oman	449	0.1	0.0	0.0	0.3	0.1	0.4	0.9	0.7	0.0	0.1
Pakistan	564	0.2	0.0	0.0	0.1	0.0	0.1	2.6	2.5	3.5	5.4	5.8	6.7
Qatar	453	0.1	0.0	0.1	0.0	0.0	0.0	1.5	3.0	3.1	2.4	2.6	3.0
Saudi Arabia	456	0.0	0.1	3.7	4.4	0.4	0.5	1.8	1.8	4.3	2.3	5.4	4.4
Somalia	726	1.2
Sudan	732	0.0	0.0	0.0	0.1	0.0	0.1
Syrian Arab Republic	463	0.1	0.0	0.0	1.0	1.0	0.3	0.1	0.0	0.0
Tunisia	744	0.5	0.3	1.8	0.5	0.5	0.4	3.1	5.2	23.2	6.9	8.2	14.2
United Arab Emirates	466	2.8	1.6	1.5	4.6	6.3	4.2	2.6	4.9	4.4	5.5	5.4	6.1
Yemen, Republic of	474	0.0	0.1	0.0	0.0	0.0	0.0	0.0	0.0	0.0
Sub-Saharan Africa	603	0.5	0.9	1.2	0.7	2.1	1.1	2.8	4.1	4.3	4.1	4.6	7.1
Cabo Verde	624	0.2	0.0	0.2	0.0
Cameroon	622	0.0	0.3	0.0	0.6	0.4	0.4	0.3	0.3	0.5
Chad	628	0.0	0.1	0.0
Congo, Republic of	634	0.1	0.0	0.1	0.0	0.1	0.0	0.1	0.0
Côte d'Ivoire	662	0.1	0.3	0.3	0.3	0.3	0.5	0.6	0.8	0.5	0.3	0.3
Equatorial Guinea	642	0.4	0.2	0.0	0.1
Eswatini, Kingdom of	734	0.0	0.1	0.0	0.0	0.0	0.0	0.4	0.1	0.0	0.0	0.0
Estonia	939	0.0	0.1	0.1	3.5	6.2	0.2	0.5	0.5	0.2	3.1	0.5
Ethiopia	644	0.1	0.0	0.0	0.2	0.4	0.3	0.2	0.2	0.1

Albania (914)

In Millions of U.S. Dollars

		Exports (FOB)						Imports (CIF)					
		2012	2013	2014	2015	2016	2017	2012	2013	2014	2015	2016	2017
Gabon	646	0.0	0.2	0.2	0.4	0.3	0.3	1.8
Ghana	652	0.0	0.1	0.1	0.0	0.0	0.0	0.1	0.1	0.2	0.1
Guinea	656	0.0	0.0	0.1	0.4	0.0	0.0	0.0	0.0
Kenya	664	0.0	0.1	0.0	0.0	0.0	0.0	0.0	0.2	0.1	0.3	0.2
Liberia	668	0.0	0.1	0.0	0.0	0.0
Madagascar	674	0.0	0.1	0.0	0.0	0.0	0.0
Mali	678	0.0	0.0	0.0	0.1	0.0	0.0	0.0
Mauritius	684	0.1	0.0	0.0	0.0	0.0	0.0	0.0	0.1	0.1
Mozambique	688	0.1	0.0	0.0
Namibia	728	0.0	0.0	0.1	0.0	0.0	0.0
Niger	692	0.2	0.0	0.0	0.0	0.0	0.0
Nigeria	694	0.1	0.0	0.0	0.0	0.1	0.0	0.0	0.0	0.0	0.0	0.0
Rwanda	714	0.1
Senegal	722	0.0	0.1	0.0	0.0	0.0	0.2	0.1	0.1	0.1	0.0	0.1
Seychelles	718	0.2	0.0	0.0	0.1	0.1	0.0
Sierra Leone	724	0.0	0.0	0.0	0.2	0.0	0.0	0.2	0.0	0.0	0.1
South Africa	199	0.2	0.0	0.1	0.0	1.1	0.1	0.7	0.6	0.9	2.0	2.2	2.9
Tanzania	738	0.0	0.0	0.0	0.0	0.2	0.0	0.1	0.1
Uganda	746	0.0	0.0	0.0	0.2	0.3	0.2	0.4	0.2	0.6
Western Hemisphere	205	12.2	14.0	14.2	10.7	5.7	3.0	81.1	87.6	97.2	80.4	83.9	108.3
Antigua and Barbuda	311	0.0	0.0	0.0	0.0	0.0	0.1
Argentina	213	0.1	0.1	0.0	12.6	16.7	27.0	17.1	7.4	9.0
Belize	339	0.0	0.1	0.0	0.0	0.0	0.0
Bolivia	218	0.0	0.0	0.0	0.0	0.0	0.1
Brazil	223	1.7	1.7	1.2	0.4	0.1	0.6	45.1	40.8	41.0	36.7	45.8	46.9
Chile	228	0.1	0.1	0.2	0.3	0.2	0.4	0.2	0.3	0.3
Colombia	233	0.0	0.0	0.0	0.1	0.0	0.5	1.6	0.4	0.5	4.9	7.2
Costa Rica	238	0.0	1.0	0.5	0.7	0.5	0.3	0.6
Dominican Republic	243	0.1	0.2	0.1	0.1	0.2	0.1	0.2
Ecuador	248	0.0	11.8	15.7	15.3	14.7	16.0	18.8
El Salvador	253	0.0	0.0	0.0	0.0	0.1	0.0
Falkland Islands	323	0.0	0.0	1.0	0.2	0.2
Greenland	326	0.1	1.1	10.4
Guatemala	258	0.0	0.7	3.0	0.2	0.0	0.4	1.1
Haiti	263	0.1	0.0
Honduras	268	0.1	0.6	0.5	0.1	0.1	0.3
Mexico	273	0.0	0.0	0.0	0.0	0.2	0.0	2.6	4.5	9.5	6.3	4.8	7.1
Panama	283	0.3	0.0	0.3	0.8	0.1	0.2	0.6	0.7	0.2
Paraguay	288	0.1	1.0	0.6	0.9	0.3	0.6
Peru	293	0.0	0.0	0.1	0.2	0.9	0.8	0.9	0.4	0.7	0.4
St. Kitts and Nevis	361	1.0	0.0	0.0	0.0
Trinidad and Tobago	369	0.1	0.0	0.0	0.0	0.0
Uruguay	298	0.1	0.2	0.1	0.2	0.2	2.0
Venezuela, Rep. Bol.	299	3.1	1.7	0.1	0.7	0.1	2.9
Western Hem. n.s.	399	9.9	12.2	12.7	10.1	5.0	1.7	0.0	0.1	0.0	0.1	0.0	0.0
Other Countries n.i.e	910	0.1	0.2	0.4	0.2	1.2	0.4
Cuba	928	0.1	0.2	0.2	0.1	1.2	0.3
Korea, Dem. People's Rep.	954	0.1	0.1	0.1	0.0	0.0
Countries & Areas n.s.	898	0.1	0.1	0.8	6.8	16.1	4.3	9.2	6.5	2.4
Memorandum Items													
Africa	605	1.2	2.3	3.3	2.2	2.8	3.4	13.1	21.8	48.9	21.4	25.0	45.7
Middle East	405	17.9	20.9	36.6	28.9	18.3	21.6	28.0	127.3	54.0	54.9	58.7	81.5
European Union	998	1,489.4	1,788.9	1,882.4	1,452.5	1,528.4	1,901.0	3,088.3	3,133.4	3,195.8	2,665.8	2,947.7	3,485.5
Export earnings: fuel	080	17.8	21.3	27.8	17.2	15.9	13.0	250.7	231.9	190.3	151.3	146.8	196.5
Export earnings: nonfuel	092	1,889.0	2,419.6	2,522.3	1,998.6	1,945.6	2,450.2	4,624.3	4,699.4	5,093.8	4,213.6	4,519.3	5,473.9

Algeria (612)

In Millions of U.S. Dollars

		Exports (FOB)						Imports (CIF)					
		2012	2013	2014	2015	2016	2017	2012	2013	2014	2015	2016	2017
IFS World		72,634.5	65,499.3	61,022.6	35,021.0	29,676.2	35,124.5	50,385.4	54,911.6	58,283.3	51,475.4	46,727.4	45,635.8
World	001	71,865.8	65,950.8	60,119.5	34,563.3	29,308.7	34,372.1	50,349.2	54,849.5	56,575.6	49,725.1	46,723.4	44,733.4
Advanced Economies	110	57,660.9	52,836.0	46,740.7	27,312.9	22,599.6	25,711.4	30,772.7	33,104.8	34,756.7	29,449.5	26,127.0	23,531.5
Euro Area	163	35,842.2	35,574.4	34,123.6	19,914.8	16,375.1	18,867.4	22,867.3	24,755.8	24,585.8	21,413.9	19,262.7	17,002.3
Austria	122	0.9	31.7	0.0	0.1	0.4	0.1	352.6	390.5	481.3	395.5	339.3	304.6
Belgium	124	1,922.6	2,046.4	1,805.9	998.1	1,029.0	942.9	661.7	757.0	1,070.4	951.5	605.5	619.5
Cyprus	423	0.9	1.2	0.6	21.6	10.8	13.2	3.7	33.3	4.7	1.7	3.4	2.8
Estonia	939	0.1	20.4	10.9	37.5	59.1	29.2	29.0
Finland	172	75.3	67.9	0.0	0.0	273.2	318.9	346.6	262.7	227.4	171.6
France	132	6,124.2	6,777.9	6,458.4	4,243.4	3,358.6	4,099.8	6,433.3	6,250.5	6,363.8	5,434.4	4,751.1	4,075.6
Germany	134	238.2	21.0	403.9	60.0	55.5	13.9	2,594.8	2,863.6	3,633.2	3,254.1	3,009.0	3,141.4
Greece	174	360.2	395.6	230.8	144.0	172.9	426.2	526.8	528.9	382.5	259.8	240.8	146.3
Ireland	178	766.9	175.2	352.5	86.0	8.8	3.1	155.9	174.7	218.5	173.5	165.8	241.5
Italy	136	11,512.6	9,005.9	7,985.7	4,735.3	5,223.6	5,980.6	5,193.6	5,646.1	4,830.9	4,638.6	4,645.5	3,584.9
Latvia	941	235.7	149.0	1.4	137.1	63.9	19.9
Lithuania	946	0.6	0.0	0.0	0.0	47.1	203.3	59.2	126.5	76.0	369.0
Luxembourg	137	0.1	0.0	0.0	0.0	0.0	15.1	22.0	23.0	26.4	26.5	23.7
Malta	181	31.8	285.3	232.3	239.7	56.5	100.9	62.4	68.7	39.8	15.7	1.0	2.0
Netherlands	138	5,256.7	4,817.7	4,663.8	2,082.3	1,572.7	1,872.1	964.3	1,119.2	1,016.0	875.8	693.4	685.3
Portugal	182	1,711.0	1,601.8	1,712.8	1,248.4	896.1	942.6	620.1	775.8	865.1	703.7	612.3	397.6
Slovak Republic	936	0.0	0.0	50.8	40.8	37.3	52.1	51.9
Slovenia	961	106.9	6.9	32.4	32.8	1.0	2.7	363.3	314.3	353.8	281.9	124.0	59.0
Spain	184	7,809.4	10,331.8	10,176.5	6,023.0	3,989.2	4,469.2	4,343.3	5,078.3	4,817.4	3,778.5	3,596.4	3,076.8
Australia	193	32.9	75.7	1.6	2.0	175.4	171.3	18.7	13.0	69.9	17.3	16.5	41.6
Canada	156	5,082.1	3,050.9	1,313.9	653.2	1,300.3	624.7	523.6	402.6	435.2	588.2	521.5	347.1
China,P.R.: Hong Kong	532	44.1	1.7	0.6	0.4	0.3	0.6	10.6	5.6	13.3	17.8	10.5	3.8
Czech Republic	935	0.1	0.2	0.3	0.0	0.0	0.4	181.8	239.7	361.1	336.6	190.3	215.6
Denmark	128	190.6	4.3	3.7	40.8	0.8	0.0	234.4	241.6	191.7	180.5	138.7	133.2
Iceland	176	641.0	0.0	0.0	0.5	0.3	0.6	0.1	0.7	0.6
Japan	158	854.5	1,037.5	1,173.0	548.5	173.9	233.8	929.7	1,001.1	867.3	551.8	477.0	434.5
Korea, Republic of	542	357.9	562.5	1,119.8	956.6	237.5	874.2	1,291.0	1,123.2	1,600.3	1,175.5	1,036.5	1,640.5
New Zealand	196	0.0	0.0	0.1	0.0	371.4	367.6	425.0	481.8	390.1	543.1
Norway	142	12.4	0.0	26.8	14.3	4.9	32.5	26.9	30.7	42.4	40.1	53.3	21.0
San Marino	135	0.5
Singapore	576	101.1	0.1	57.2	294.0	189.4	270.2	98.1	75.3	169.1	79.1	57.5	72.1
Sweden	144	12.2	0.1	30.7	4.6	14.7	6.4	533.0	611.6	657.7	518.9	461.7	308.8
Switzerland	146	8.8	0.9	9.8	6.9	0.9	1.1	540.6	591.0	1,082.9	454.8	290.2	335.1
Taiwan Prov.of China	528	34.8	0.0	172.8	171.0	52.8	53.2	92.1	102.9	120.7	123.0	111.9	124.2
United Kingdom	112	3,668.1	7,193.5	4,465.9	2,493.4	736.9	1,333.3	1,283.3	1,175.2	1,377.5	868.1	766.1	558.7
United States	111	10,778.2	5,334.0	4,240.9	2,212.2	3,336.5	3,242.4	1,769.7	2,367.6	2,756.3	2,602.1	2,341.7	1,748.9
Emerg. & Dev. Economies	200	13,877.3	12,880.8	12,990.3	7,055.0	6,440.7	8,378.2	19,571.4	21,739.7	21,816.1	20,273.5	20,593.6	21,184.6
Emerg. & Dev. Asia	505	4,046.2	3,562.6	3,659.6	1,450.3	1,437.8	2,306.1	7,989.0	9,215.9	10,114.0	9,928.5	10,303.1	10,150.1
Bangladesh	513	0.0	0.0	0.1	0.6	0.9	1.2	11.4	13.2	15.1	17.6	18.7	24.0
Brunei Darussalam	516	0.0	0.2	0.0
Cambodia	522	0.1	0.0	0.1	0.0	0.0	0.0	1.3	3.0	4.5	4.1	5.6	12.4
China,P.R.: Mainland	924	2,596.7	2,178.6	2,053.9	654.1	361.1	687.7	5,964.8	6,819.6	7,870.7	7,897.4	8,399.2	8,149.2
F.T. French Polynesia	887	0.2	0.1
F.T. New Caledonia	839	0.0	0.2	0.0
India	534	1,067.1	815.2	634.2	303.1	480.9	870.8	1,107.6	1,305.2	1,146.6	1,073.0	920.0	959.8
Indonesia	536	148.3	345.7	350.0	297.2	305.0	301.1	242.4	293.2	218.6	212.4	189.7	249.4
Lao People's Dem.Rep	544	0.0	0.0	0.1	0.1	0.0	0.0	0.0
Malaysia	548	0.1	73.2	201.2	189.8	102.3	96.6	198.1	200.3	207.8	179.2	147.0	154.5
Maldives	556	0.0	0.0	0.0	0.2	0.0	0.1	0.1	0.3	0.1
Myanmar	518	0.0	0.0	0.0	0.2	0.0	0.1	0.2	0.2	0.6
Nepal	558	0.1	0.4	0.1	0.0	0.0	0.0
Philippines	566	0.0	0.0	2.5	0.0	108.2	12.7	17.8	19.8	16.9	13.0	19.8
Sri Lanka	524	0.1	0.1	0.0	0.0	0.8	1.5	1.6	1.7	2.1	2.6	2.1
Thailand	578	233.6	149.2	419.2	2.2	186.7	238.0	240.9	277.6	277.7	192.2	173.1	123.8
Vietnam	582	0.1	0.1	0.8	0.7	0.6	1.5	207.8	283.7	350.9	333.3	433.7	454.5
Asia n.s.	598	0.1	0.4	0.0

Algeria (612)

In Millions of U.S. Dollars

		Exports (FOB)						Imports (CIF)					
		2012	2013	2014	2015	2016	2017	2012	2013	2014	2015	2016	2017
Europe	170	2,812.9	2,895.1	2,649.8	1,865.9	1,425.3	2,081.5	4,683.2	4,873.1	4,640.3	4,465.4	4,268.7	5,207.7
Emerg. & Dev. Europe	903	2,694.8	2,761.3	2,627.1	1,840.6	1,413.1	1,447.6	3,089.2	3,703.9	3,830.6	3,352.5	3,386.9	3,349.9
Albania	914	6.9	18.7	12.9	10.3	8.1	7.7	0.6	0.8	0.7	1.1	0.8	0.5
Bosnia and Herzegovina	963	0.0	0.0	0.0	6.6	4.0	20.6	16.2	4.5	6.6
Bulgaria	918	0.0	1.9	0.1	6.3	2.4	0.7	117.2	177.3	200.9	97.1	136.7	127.1
Croatia	960	7.2	10.4	3.7	3.9	3.8	3.6	33.7	24.2	50.0	47.5	51.0	21.6
Gibraltar	823	84.9	45.9
Hungary	944	0.0	0.0	0.0	0.0	114.4	338.7	263.9	179.8	156.2	114.9
Macedonia, FYR	962	5.9	1.0	0.2	0.7	0.4
Montenegro	943	2.0	36.7
Poland	964	53.5	35.8	43.0	27.1	16.2	21.4	376.9	420.3	625.9	475.1	458.5	441.5
Romania	968	0.5	0.3	0.4	5.6	0.1	0.0	603.6	622.4	612.8	586.7	569.6	611.7
Serbia, Republic of	942	0.0	32.0	40.5	17.7	74.2	58.6
Turkey	186	2,624.6	2,657.6	2,567.0	1,787.4	1,297.7	1,368.2	1,798.3	2,074.8	2,037.8	1,949.0	1,934.7	1,967.0
CIS	901	118.1	133.8	22.7	25.3	12.1	633.9	1,594.0	1,169.1	809.7	1,112.8	881.7	1,857.8
Armenia	911	0.0	0.0	0.0	0.0	0.0	0.0	0.1	0.0
Azerbaijan, Rep. of	912	0.1	0.1	0.2	0.0	0.1	14.7	0.1	0.0
Belarus	913	0.1	0.0	0.0	0.4	2.8	2.4	1.7	6.1	1.6	1.4
Georgia	915	0.5	0.7	0.5	28.6	0.3	0.4	2.0	1.2	1.5
Kazakhstan	916	0.0	0.0	0.1	7.9	7.3	25.8	5.6	7.5	12.3
Kyrgyz Republic	917	0.0	0.0	0.0	5.3	0.1	0.8	2.5
Moldova	921	0.0	0.0	0.0	0.1	0.1	0.1	0.3	2.2	0.2
Russian Federation	922	3.1	4.9	7.4	8.6	8.0	6.1	1,207.5	1,016.7	501.9	804.7	562.1	1,172.1
Tajikistan	923	98.4	113.8	0.0	0.0	0.4	15.3	29.4	51.6	53.2	82.7
Turkmenistan	925	615.9	0.0	0.0	0.0
Ukraine	926	16.5	15.1	15.2	16.1	3.3	10.3	331.9	113.1	222.8	279.2	252.4	584.9
Uzbekistan	927	0.0	0.0	0.0	0.0	0.0	0.1	0.4	0.2
Europe n.s.	884	0.0	0.0	0.1	0.1	0.1	0.0
Mid East, N Africa, Pak	440	3,031.7	3,619.0	3,260.1	2,087.2	1,574.1	1,672.6	2,402.3	3,479.8	2,613.0	2,502.5	2,680.9	2,130.6
Afghanistan, I.R. of	512	22.1	0.0	0.0	0.0	0.0	0.0	0.0
Bahrain, Kingdom of	419	0.0	0.1	0.0	0.0	0.1	0.1	48.1	42.8	30.8	91.5	85.8	34.1
Djibouti	611	0.3	0.1	0.0	0.0	0.0	0.0	0.0
Egypt	469	764.9	641.9	472.2	471.1	284.9	416.4	384.4	486.9	547.9	468.0	481.3	413.5
Iran, I.R. of	429	0.0	0.1	0.0	0.0	0.0	0.0	9.3	9.8	7.0	11.8	22.5	19.6
Iraq	433	78.3	39.2	31.8	3.5	0.4	0.4	0.1	0.2	0.0	0.1	0.1
Jordan	439	5.7	8.2	5.9	30.9	55.7	149.1	156.6	174.0	149.0	131.7	148.6	103.3
Kuwait	443	3.4	7.7	0.0	1.3	0.2	80.5	21.7	24.2	20.8	17.8	17.1	15.2
Lebanon	446	36.0	52.5	35.4	20.1	17.9	48.6	69.5	108.2	74.8	53.6	43.8	39.5
Libya	672	6.5	22.4	36.7	5.4	30.7	18.9	88.5	316.2	3.3	8.0	0.0	0.2
Mauritania	682	54.3	29.2	28.6	4.1	38.4	50.0	0.1	0.7	0.6	0.0	0.2	0.3
Morocco	686	993.3	1,050.6	1,057.7	623.6	488.6	430.2	283.6	217.3	207.5	206.4	269.7	258.1
Oman	449	0.5	0.3	0.0	0.0	0.0	0.1	40.6	47.6	60.2	58.8	74.7	80.4
Pakistan	564	0.9	0.4	0.3	0.2	0.1	0.1	31.1	32.0	32.4	27.8	27.0	24.6
Qatar	453	2.5	4.7	0.6	1.8	1.8	3.3	38.1	49.5	96.1	76.8	79.1	50.4
Saudi Arabia	456	15.2	12.1	5.5	6.8	7.4	3.7	482.6	608.2	608.1	587.1	646.5	519.6
Sudan	732	15.0	26.1	19.8	7.3	0.7	1.7	7.1	9.1
Syrian Arab Republic	463	28.2	34.8	24.7	12.7	5.5	6.4	44.8	22.8	14.8	16.5	23.1	32.5
Tunisia	744	1,018.7	1,646.9	1,554.2	899.9	602.7	386.4	434.3	488.6	493.7	431.1	427.0	313.6
United Arab Emirates	466	7.8	41.8	6.4	5.6	19.9	48.6	260.4	849.1	265.7	315.5	325.1	214.5
West Bank and Gaza	487	2.0	1.9
Yemen, Republic of	474	0.1	0.0	0.2	0.1	0.2	0.1	0.0	0.0	0.0
Middle East n.s.	489	7.7
Sub-Saharan Africa	603	61.4	66.7	68.4	81.6	52.2	113.6	740.6	594.6	419.7	336.6	238.2	427.5
Angola	614	0.8	0.4	0.8	0.9	6.9	0.1	0.1	0.2	0.1	1.5	0.6	0.2
Benin	638	0.1	2.0	1.4	1.1	1.3	1.8	0.0	0.0	0.0	0.0	0.0	0.0
Botswana	616	0.0	0.3	0.2	0.2	0.1	0.3	0.0
Burkina Faso	748	0.1	0.2	0.0	0.2	0.0	0.3	1.2	0.3	0.0	0.1	0.2	0.1
Burundi	618	0.0	0.0	0.2	0.0	0.0	0.1	0.1	0.7
Cabo Verde	624	0.6	0.7	0.0	0.0	0.3	0.8	0.0	0.0	0.0	0.4	0.2	2.5
Cameroon	622	0.7	0.4	0.4	0.4	0.4	0.3	5.8	5.3	1.6	13.1	9.0	261.9

Algeria (612)

In Millions of U.S. Dollars

		Exports (FOB)						Imports (CIF)					
		2012	2013	2014	2015	2016	2017	2012	2013	2014	2015	2016	2017
Central African Rep.	626	0.0	0.0	0.1	0.0	0.0	0.2
Chad	628	0.1	0.1	0.2	0.2	0.0	3.0	0.1	0.2	0.0	0.0	0.1
Comoros	632	0.1	0.0	0.1	0.2	0.2	0.0	0.2
Congo, Dem. Rep. of	636	0.0	0.1	0.1	0.0	0.0	0.0	1.3	0.3
Congo, Republic of	634	0.1	2.0	0.0	0.1	0.1	0.9	0.8	1.5	4.1	0.8
Côte d'Ivoire	662	0.5	0.3	33.9	23.2	8.0	5.8	145.0	141.6	119.9	105.8	119.6	80.0
Equatorial Guinea	642	0.0	1.7	0.1	0.0	0.1	0.0	0.0	0.0	0.0	0.0
Eritrea	643	1.1	0.0	0.0	0.0	0.0	0.0
Eswatini, Kingdom of	734	0.0	3.4	1.0	0.1	0.4	1.1	0.3
Estonia	939	0.1	20.4	10.9	37.5	59.1	29.2	29.0
Ethiopia	644	0.0	15.3	1.5	4.4	2.3	1.3	1.5	1.3
Gabon	646	0.0	1.4	0.0	0.0	0.0	0.1	0.0	0.0	0.1	0.0	0.0
Gambia, The	648	1.2	1.1	0.3	0.4	1.0	0.0	0.0	0.0	0.0
Ghana	652	17.1	12.4	1.4	12.7	2.5	15.7	2.6	3.8	1.6	2.7	0.8	1.9
Guinea	656	15.5	17.5	8.2	2.7	2.3	5.6	6.6	1.8	0.4	0.3	0.4	1.5
Kenya	664	0.0	1.8	0.0	4.0	4.2	0.7	0.2	0.3	6.4	0.3	0.9	0.6
Lesotho	666	0.0	0.0	0.0	0.0	0.1	0.1	0.0
Liberia	668	2.6	2.9	0.5	0.4	0.2	0.2	61.8	26.7	0.0	0.0	13.7
Madagascar	674	0.0	0.0	0.2	0.0	0.0	3.5	2.8	3.7	1.0	1.0	0.6
Malawi	676	0.0	0.0	3.9	1.4	1.1	1.4	1.3	1.1
Mali	678	0.6	0.7	0.7	0.8	1.0	1.2	2.5	0.0	0.0	5.0	0.1	0.2
Mauritius	684	0.0	0.0	0.0	0.1	0.1	0.2	0.2	0.4	1.4	0.3
Mozambique	688	0.0	0.0	0.0	7.8	0.1	0.0
Namibia	728	0.1	0.1	0.0	0.0	0.3	0.3
Niger	692	14.0	12.2	1.9	2.5	0.2	0.3	0.1	0.0	0.6	9.6	0.0	0.1
Nigeria	694	0.7	1.4	7.5	0.5	8.0	0.3	1.1	0.9	1.6	0.6	1.3	2.0
São Tomé & Príncipe	716	0.1	0.1	0.0	0.0	0.0	0.0	0.0	0.0
Senegal	722	0.9	1.6	1.0	8.5	7.8	27.3	0.5	0.8	0.9	0.7	0.9	1.6
Seychelles	718	0.1	0.2	0.0	0.0	0.0	0.0	0.0	0.0	3.0	3.6
Sierra Leone	724	3.7	3.9	1.4	0.5	0.6	0.9	0.1	0.0	0.1	0.0	0.0	0.0
South Africa	199	2.0	1.4	1.8	0.3	0.3	0.5	459.1	383.6	267.8	179.1	62.2	39.4
South Sudan, Rep. of	733	10.9
Tanzania	738	0.1	4.4	6.3	3.5	8.6	3.7	2.8	1.9	8.5	1.5
Togo	742	0.0	0.1	6.5	10.1	1.2	18.8	7.8	7.6	0.1	2.7	0.2	14.4
Uganda	746	0.0	0.0	9.2	3.5	2.5	1.1	3.9	8.8
Zambia	754	0.0	0.5	0.0	0.0	0.0	0.0	0.0	0.5
Zimbabwe	698	0.0	0.0	0.0	11.3	3.1	3.7	2.6	4.0	0.7
Africa n.s.	799	0.1	0.0	0.0	0.0
Western Hemisphere	205	3,925.1	2,737.4	3,352.4	1,570.1	1,951.4	2,204.5	3,756.3	3,576.4	4,029.1	3,040.4	3,102.8	3,268.7
Antigua and Barbuda	311	0.0	0.0	11.6	0.0	0.0	0.2	0.0
Argentina	213	43.9	17.3	1,802.7	1,736.5	1,853.2	1,220.5	1,333.9	1,494.7
Bahamas, The	313	10.2	0.2	0.0	44.5	0.5	46.3	0.0	0.0	0.0
Belize	339	0.0	0.0	0.3	0.3	0.0	0.1	0.2
Bolivia	218	0.3	0.1	0.2	0.9	0.0	0.1	0.0
Brazil	223	3,395.5	2,658.1	2,915.4	1,546.6	1,805.6	2,144.2	1,343.8	1,320.6	1,324.6	1,092.5	1,209.2	1,356.1
Chile	228	0.1	0.3	3.2	8.5	7.0	19.2	9.0	7.9	8.7
Colombia	233	0.1	0.0	41.5	0.0	2.6	7.7	17.8	13.4	19.1	5.9	0.9
Costa Rica	238	0.0	0.0	0.0	0.0	13.4	25.7	30.3	1.7	0.8
Dominica	321	0.0	3.0	0.1	0.1	0.0	0.0
Dominican Republic	243	0.0	13.9	0.4	0.6	0.5	0.7	0.3
Ecuador	248	107.7	0.0	168.0	176.1	175.3	166.0	138.9	62.4
El Salvador	253	0.8	0.7	0.3	0.5	2.0	1.4
Falkland Islands	323	0.1	0.1
Greenland	326	0.1
Grenada	328	0.0	0.0	0.2	0.0	0.0	0.0
Guatemala	258	0.1	0.1	0.1	0.1	0.1	0.1	34.6	5.4	8.8	0.7	0.3	0.7
Haiti	263	0.0	0.0	0.0	0.7	6.1	1.7	7.0	1.0
Honduras	268	0.0	0.0	0.1	3.7	1.3	0.2	0.1	0.2
Mexico	273	24.6	44.0	37.4	15.4	49.3	10.8	202.8	122.2	357.4	373.7	271.2	136.0
Netherlands Antilles	353	235.7	0.0	0.0

Algeria (612)

In Millions of U.S. Dollars

		Exports (FOB)						Imports (CIF)					
		2012	2013	2014	2015	2016	2017	2012	2013	2014	2015	2016	2017
Nicaragua	278	0.0	0.0	0.1	0.0	0.0	0.0
Panama	283	214.0	13.0	0.0	0.0	0.1	0.1	0.3	0.1
Paraguay	288	180.4	39.0	77.0	65.3	42.8	28.3	54.6
Peru	293	0.0	15.8	19.9	27.2	20.0	16.7	12.9
St. Kitts and Nevis	361	0.1	2.7	1.6	2.1	0.0	0.1	0.0	0.0	0.0	0.0	0.0
St. Vincent & Grens.	364	0.0	0.0	0.1	0.2	0.0	0.0	0.1
Trinidad and Tobago	369	0.0	0.1	0.1	0.0	0.0	0.0	0.0	0.0	0.0	0.0
Uruguay	298	2.7	1.3	1.1	3.1	5.8	1.7	114.9	48.7	67.9	90.1	57.8	113.5
Venezuela, Rep. Bol.	299	23.4	117.9	0.0	0.9	0.0	0.4	0.0	0.4	21.1	24.2
Western Hem. n.s.	399	0.0	0.0	0.0	0.8	30.3	2.2
Other Countries n.i.e	910	327.6	233.9	311.7	174.2	251.7	281.7	5.1	5.0	2.8	2.1	2.1	1.1
Cuba	928	327.6	233.9	311.7	174.2	251.7	281.7	3.3	2.5	2.8	2.1	2.1	1.1
Korea, Dem. People's Rep.	954	1.8	2.4
Countries & Areas n.s.	898	76.8	21.3	16.6	0.7	0.6	16.2
Memorandum Items													
Africa	605	2,143.0	2,819.4	2,708.9	1,609.3	1,201.7	976.6	1,459.4	1,302.9	1,121.5	974.1	942.2	1,008.5
Middle East	405	949.2	865.8	619.3	559.3	424.5	776.5	1,652.5	2,739.5	1,878.8	1,837.2	1,949.8	1,524.9
European Union	998	39,774.4	42,820.9	38,671.4	22,496.6	17,150.1	20,233.3	26,345.7	28,606.7	28,927.3	24,704.2	22,191.6	19,535.4
Export earnings: fuel	080	227.2	164.1	256.7	34.9	83.6	793.4	2,385.9	3,168.4	1,812.9	2,184.3	1,988.7	2,209.2
Export earnings: nonfuel	092	71,638.6	65,786.7	59,862.8	34,528.5	29,225.0	33,578.7	47,963.3	51,681.1	54,762.7	47,540.8	44,734.7	42,524.2

American Samoa (859)

In Millions of U.S. Dollars

		Exports (FOB)						Imports (CIF)					
		2012	2013	2014	2015	2016	2017	2012	2013	2014	2015	2016	2017
IFS World	
World	001	89.3	57.0	66.1	36.4	46.8	36.5	255.5	272.2	240.4	185.4	238.1	157.5
Advanced Economies	110	52.4	13.2	18.9	16.7	25.2	17.1	209.9	162.4	192.8	120.3	121.5	114.3
Euro Area	163	0.4	0.1	1.0	0.4	5.9	2.6	4.8	4.2	6.0	3.3	2.0	3.0
Belgium	124	e 0.0	e 0.1	e 0.0	e 0.1	e 0.0	e 0.0	e 0.5	e 0.3	e 0.0	e 0.1	e 0.0
France	132	e 0.2	e 0.0	e 0.0	e 0.1	e 0.1	e 0.0	e 2.9	e 1.3	e 4.0	e 1.4	e 0.8	e 0.7
Germany	134	e 0.1	e 0.0	e 0.0	e 0.1	e 0.1	e 0.2	e 0.1	e 0.1	e 0.1
Greece	174	e 0.0	e 0.1
Ireland	178	e 0.0	e 0.0	e 0.1	e 0.0
Italy	136	e 0.0	e 0.0	e 0.0	e 0.0	e 0.0	e 0.0	e 0.2	e 1.4	e 0.2	e 0.5	e 0.2	e 0.5
Latvia	941	e 0.0	e 0.0	e 0.0	e 0.0	e 0.1	e 0.0	e 0.0
Netherlands	138	e 0.0	e 0.0	e 0.0	e 0.0	e 5.4	e 0.4	e 0.1	e 0.2	e 0.2	e 0.1	e 0.1	e 0.1
Portugal	182	e 0.4	e 2.1	e 0.0	e 0.1	e 0.0
Spain	184	e 0.0	e 0.0	e 0.9	e 0.0	e 0.0	e 0.0	e 0.9	e 0.8	e 1.2	e 1.1	e 0.7	e 1.6
Australia	193	e 13.4	e 7.8	e 13.0	e 10.6	e 10.1	e 10.2	e 8.4	e 5.0	e 6.7	e 8.0	e 8.0	e 8.3
Canada	156	e 0.5	e 0.1	e 0.4	e 0.4	e 0.9	e 0.6	e 1.0	e 1.2	e 1.3	e 4.3	e 1.1	e 1.5
China,P.R.: Hong Kong	532	e 0.0	e 0.0	e 0.0	e 0.2	e 0.0	e 0.1	e 0.2	e 0.6	e 0.7	e 3.1	e 1.7	e 0.2
Denmark	128	e 0.1	e 0.0	e 0.0	e 0.0	e 0.0	e 0.1	e 0.1	e 0.1	e 0.3	e 0.0	e 0.7	e 1.6
Japan	158	e 0.1	e 0.0	e 0.0	e 0.5	e 1.0	e 1.6	e 5.0	e 3.3	e 3.4	e 1.2	e 1.7	e 2.2
Korea, Republic of	542	e 0.0	e 0.1	e 1.6	e 1.8	e 3.7	e 0.9	e 34.2	e 45.2	e 68.7	e 11.9	e 13.0	e 14.8
New Zealand	196	e 2.0	e 1.5	e 1.6	e 0.8	e 1.2	e 0.9	e 22.5	e 21.3	e 23.4	e 25.8	e 33.5	e 16.5
Norway	142	e 0.3	e 0.0
Singapore	576	e 32.7	e 1.9	e 0.1	e 0.4	e 0.3	e 0.2	e 117.6	e 68.3	e 65.6	e 42.0	e 39.7	e 16.5
Switzerland	146	e 0.0	e 0.0	e 0.0	e 0.8	e 0.0	e 0.1	e 2.1	e 0.0	e 0.0
Taiwan Prov.of China	528	e 3.1	e 1.5	e 1.2	e 0.9	e 1.9	e 14.6	e 12.9	e 16.3	e 18.3	e 18.5	e 48.9
United Kingdom	112	e 0.0	e 0.1	e 0.0	e 0.6	e 0.1	e 0.1	e 0.6	e 0.1	e 0.4	e 0.3	e 1.6	e 0.6
Emerg. & Dev. Economies	200	36.9	43.7	47.1	19.7	21.6	19.4	45.6	109.8	47.5	65.1	116.5	43.3
Emerg. & Dev. Asia	505	24.4	6.8	13.3	6.7	8.6	8.0	43.5	108.8	46.2	40.9	48.2	31.4
Bangladesh	513	e 0.3	e 0.2	e 0.3
Fiji	819	e 0.2	e 0.0	e 0.3	e 0.2	e 0.0	e 0.0	e 31.2	e 30.0	e 26.4	e 12.9	e 13.3	e 11.4
F.T. French Polynesia	887	e 0.2	e 0.1	e 0.1	e 0.4	e 0.4	e 0.4
F.T. New Caledonia	839	e 0.0	e 0.0	e 0.8	e 0.8	e 0.7	e 0.4	e 0.4	e 0.5
India	534	e 0.5	e 0.4	e 0.6	e 1.1	e 0.0	e 0.3	e 0.3	e 0.2	e 0.0	e 0.3	e 0.0	e 0.3
Indonesia	536	e 22.2	e 4.3	e 11.2	e 4.5	e 2.0	e 6.1	e 4.2	e 42.4	e 3.7	e 2.3	e 1.3	e 1.2
Kiribati	826	e 0.0	e 0.1	e 0.1	e 0.1
Malaysia	548	e 0.2	e 0.1	e 0.0	e 0.3	e 0.3	e 0.0	e 1.0	e 28.5	e 10.9	e 9.8	e 14.3	e 4.5
Myanmar	518	e 0.0	e 0.0	e 0.4	e 3.8	e 0.3
Nepal	558	e 0.0	e 0.0	e 0.0	e 0.0	e 0.0	e 0.1	e 0.1
Philippines	566	e 0.0	e 0.0	e 0.0	e 0.5	e 0.0	e 0.7	e 0.9	e 0.8	e 2.8	e 2.7	e 0.1
Samoa	862	e 0.3	e 0.7	e 0.4	e 0.5	e 0.3	e 0.8	e 4.9	e 5.9	e 3.4	e 11.5	e 15.3	e 12.5
Solomon Islands	813	e 0.2	e 0.0
Sri Lanka	524	e 0.6	e 1.0	e 0.3	e 1.6	e 0.2	e 0.0	e 0.0
Tonga	866	e 0.0	e 0.0	e 0.1	e 0.1	e 0.0	e 0.0	e 0.3	e 0.1	e 0.2	e 0.2	e 0.2	e 0.2
Europe	170	5.2	0.9	0.2	1.1	0.3	0.1	0.3	0.2	0.2	1.2	1.7	0.9
Emerg. & Dev. Europe	903	0.2	0.3	0.2	1.1	0.1	0.0	0.3	0.2	0.2	0.4	1.7	0.3
Poland	964	e 0.0	e 0.0	e 0.0	e 0.0	e 0.0	e 0.0	e 0.0	e 0.1	e 0.0	e 0.0
Romania	968	e 0.0	e 0.5	e 0.1
Turkey	186	e 0.2	e 0.3	e 0.1	e 1.1	e 0.1	e 0.0	e 0.2	e 0.2	e 0.2	e 0.3	e 1.2	e 0.2
CIS	901	5.0	0.5	0.0	0.0	0.1	0.0	0.8	0.5
Kazakhstan	916	e 0.2	e 0.0	e 0.0	e 0.1
Russian Federation	922	e 0.0	e 0.0	e 0.0	e 0.0	e 0.0	e 0.0	e 0.8	e 0.5
Ukraine	926	e 4.9	e 0.5	e 0.0
Mid East, N Africa, Pak	440	1.2	1.6	1.4	1.0	1.4	4.2	0.5	0.0	0.0	0.1	25.2	0.0
Bahrain, Kingdom of	419	e 0.0	e 0.0	e 0.0	e 0.0	e 0.1
Egypt	469	e 0.4	e 0.0	e 0.0
Iran, I.R. of	429	e 0.7	e 0.6	e 0.8	e 0.6	e 0.7	e 0.8
Kuwait	443	e 0.0	e 0.0	e 0.0	e 0.0	e 0.0	e 3.0
Lebanon	446	e 0.0	e 0.1	e 0.0	e 0.0	e 0.0
Mauritania	682	e 0.0	e 0.1	e 0.0	e 0.0	e 0.0	e 0.0	e 0.0
Morocco	686	e 0.0	e 0.1	e 0.2

American Samoa (859)

In Millions of U.S. Dollars

		Exports (FOB)						Imports (CIF)					
		2012	2013	2014	2015	2016	2017	2012	2013	2014	2015	2016	2017
Oman	449	e 25.1
Pakistan	564	e 0.2	e 0.8	e 0.4	e 0.1	e 0.3	e 0.1	e 0.1	e 0.0	e 0.0	e 0.2
Tunisia	744	e 0.0	e 0.0	e 0.2	e 0.0
United Arab Emirates	466	e 0.1
Yemen, Republic of	474	e 0.2	e 0.0	e 0.1	e 0.1	e 0.1	e 0.1	e 0.0	e 0.0	e 0.0	e 0.0
Sub-Saharan Africa	603	3.6	29.2	11.1	8.6	8.7	5.0	1.0	0.2	0.9	22.9	39.1	10.4
Angola	614	e 0.1	e 0.0	e 0.9	e 0.6	e 0.7
Cameroon	622	e 0.0	e 0.0	e 0.0	e 0.0	e 0.0	e 0.2
Ghana	652	e 0.0	e 5.8	e 6.5	e 7.6	e 7.6	e 3.4	e 0.0
Kenya	664	e 0.1	e 0.1	e 20.4	e 37.8	e 10.4
Mauritius	684	e 0.0	e 0.0	e 0.0	e 0.0	e 0.0	e 0.2
Mozambique	688	e 0.5	e 0.2	e 0.1	e 0.0	e 0.0	e 0.4	e 0.1	e 0.1
Namibia	728	e 0.0	e 0.0	e 0.3	e 0.0	e 0.4	e 0.1
Sierra Leone	724	e 0.2
South Africa	199	e 2.9	e 0.0	e 0.0	e 0.0	e 0.1	e 0.1	e 0.5	e 0.2	e 0.3	e 0.0	e 0.0
Tanzania	738	e 0.1	e 23.0	e 4.3	e 0.1	e 0.2	e 0.0	e 0.2	e 2.4	e 1.0
Togo	742	e 0.1	e 0.0	e 0.0
Western Hemisphere	205	2.4	5.2	21.2	2.3	2.6	2.0	0.3	0.6	0.3	0.1	2.2	0.6
Brazil	223	e 0.0	e 0.0	e 0.0	e 0.0	e 0.0	e 0.1	e 0.1	e 0.0	e 0.0	e 0.1	e 0.2
Colombia	233	e 0.0	e 16.0	e 1.6	e 2.2	e 0.9
Costa Rica	238	e 0.1	e 0.0	e 0.0	e 0.0	e 0.0
Ecuador	248	e 2.1	e 5.1	e 1.6	e 0.6	e 0.1	e 0.3	e 0.0	e 0.5	e 0.1	e 0.0	e 0.4
Guatemala	258	e 3.6	e 0.3	e 0.5
Panama	283	e 1.0	e 0.4
Peru	293	e 0.0	e 0.0	e 0.0	e 0.0	e 0.0	e 0.2	e 0.2	e 0.2	e 0.0	e 0.8
Venezuela, Rep. Bol.	299	e 0.1	e 0.1	e 0.0
Memorandum Items													
Africa	605	3.6	29.3	11.1	8.6	8.9	5.2	1.0	0.2	0.9	22.9	39.1	10.4
Middle East	405	0.9	0.7	0.9	0.9	0.9	4.0	0.4	0.0	0.0	0.1	25.1	0.0
European Union	998	0.5	0.3	1.0	1.1	6.1	2.7	5.6	4.3	6.7	3.6	4.9	5.5
Export earnings: fuel	080	3.4	5.9	18.5	3.9	3.8	5.9	0.0	0.5	0.1	0.8	25.5	0.5
Export earnings: nonfuel	092	85.8	51.1	47.5	32.5	42.9	30.5	255.4	271.8	240.3	184.6	212.6	157.0

Angola (614)

In Millions of U.S. Dollars

		Exports (FOB)						Imports (CIF)					
		2012	2013	2014	2015	2016	2017	2012	2013	2014	2015	2016	2017
IFS World		70,992.6	67,801.1	58,726.2	33,114.3	29,256.9	39,527.5	27,754.8	28,655.5	16,836.3	12,368.1
World	001	70,684.4	67,251.1	59,067.4	32,731.4	23,867.6	30,530.9	29,040.5	26,772.2	28,776.3	16,770.1	11,056.2	12,081.0
Advanced Economies	110	24,093.9	23,866.0	20,651.1	12,422.4	6,834.9	4,888.3	17,993.6	17,595.6	16,981.5	9,422.5	6,474.4	6,628.7
Euro Area	163	7,042.3	9,806.1	11,346.3	7,274.6	3,627.9	2,186.9	9,599.2	7,889.5	8,717.7	4,854.2	3,591.9	4,104.9
Austria	122	e 0.0	e 0.0	e 0.0	e 18.9	e 26.0	e 0.3	37.8	25.6	11.0	29.7	42.8	35.7
Belgium	124	52.9	123.6	52.4	17.1	26.2	24.5	1,063.5	831.7	1,011.2	668.8	688.0	466.6
Cyprus	423	0.0	0.0	9.3	4.5	30.8	1.5	0.1	0.2
Estonia	939	e 0.0	1.6	1.0	1.1	0.9	5.8	11.3
Finland	172	42.6	0.0	0.0	10.0	4.7	7.3	4.2	3.1	3.9
France	132	1,176.7	1,374.4	1,929.8	1,567.6	1,033.3	371.5	1,090.9	712.5	1,027.3	516.9	233.3	310.1
Germany	134	99.3	416.1	237.6	344.1	224.4	171.6	181.9
Greece	174	e 0.0	e 0.0	e 0.0	e 0.0	e 0.2	6.1	14.5	6.0	5.2	2.3	1.3
Ireland	178	162.3	58.7	54.5	50.9	24.3	17.6	25.3
Italy	136	1,090.1	1,029.4	1,347.8	1,102.9	520.6	455.8	376.0	410.2	493.2	341.1	237.5	335.1
Latvia	941	3.0	7.4	13.6	19.5	14.3	16.1
Lithuania	946	e 0.0	e 0.0	e 0.2	3.8	2.7	2.7	6.3	34.3	45.4
Luxembourg	137	e 0.0	e 0.0	e 0.0	14.0	1.3	1.6	4.3	1.6	6.6
Malta	181	e 0.0	e 0.0	e 0.4	24.6	12.6	15.2	5.0	1.9	6.4
Netherlands	138	1,086.3	1,647.3	2,264.4	1,094.0	306.5	4.7	609.7	722.0	475.6	303.3	224.1	219.3
Portugal	182	2,008.6	2,987.2	1,926.0	1,190.8	827.9	286.9	5,378.2	4,339.2	4,781.9	2,449.5	1,732.7	2,153.6
Slovak Republic	936	e 0.0	e 0.0	e 0.0	1.3	0.4	0.6	1.2	3.9	1.2
Slovenia	961	0.0	0.0	0.1	1.0	2.4	9.5	4.0	1.1	1.6
Spain	184	1,627.7	2,481.8	3,726.5	2,240.6	886.9	1,042.8	493.5	504.9	434.0	244.0	175.9	283.1
Australia	193	45.4	15.7	8.5	0.4	12.4	22.8	22.0	7.8	4.5	9.8
Canada	156	3,520.0	3,305.0	2,719.7	1,034.6	5.5	257.5	127.4	85.9	124.4	68.1	49.4	79.8
China,P.R.: Hong Kong	532	68.9	103.9	36.2	45.3	3.8	344.5	73.2	80.9	164.9	121.8	100.9	77.1
China,P.R.: Macao	546	e 0.4	0.0	8.0	3.9	0.5	0.5	0.5
Czech Republic	935	e 0.0	e 0.1	e 0.6	e 0.3	e 1.0	e 1.0	10.9	2.7	1.8	1.7	0.4	0.2
Denmark	128	35.8	42.2	0.2	39.5	44.9	46.3	21.3	20.8	14.7
Iceland	176	e 16.1	e 0.0	1.5	3.5	7.5	2.1
Israel	436	163.4	25.3	28.7	55.1	50.3	43.0	45.6	40.3	55.5	34.6	34.5	39.2
Japan	158	290.5	351.9	322.2	151.4	11.2	145.3	791.6	497.6	611.3	168.6	62.5	59.4
Korea, Republic of	542	35.3	130.1	33.8	63.8	83.0	100.5	543.1	4,239.5	572.0	1,433.8	328.9	249.5
New Zealand	196	e 0.0	e 0.0	e 0.0	e 0.0	e 0.0	50.0	48.6	61.2	35.9	12.3	31.9
Norway	142	164.9	308.1	331.4	427.4	209.5	255.5	108.9
Singapore	576	423.8	97.7	210.6	80.1	104.7	2,212.5	1,402.1	2,515.4	521.9	140.3	161.0
Sweden	144	171.4	323.7	176.2	147.0	20.7	11.4	13.2
Switzerland	146	186.8	218.9	225.0	115.6	102.1	102.2	62.9	74.5	124.8	33.8	7.7	3.0
Taiwan Prov.of China	528	e 4,715.9	e 3,643.5	e 2,788.8	e 1,286.4	e 1,158.1	e 210.1	e 317.5	e 16.2	e 22.8	e 12.3	e 9.3	e 299.5
United Kingdom	112	1,288.5	839.0	292.9	923.0	333.1	120.4	1,058.1	952.7	1,062.2	639.6	472.6	484.8
United States	111	6,594.5	5,018.4	2,548.8	1,210.2	1,328.2	1,271.7	2,416.2	1,678.2	2,293.7	1,234.0	1,371.0	891.1
Emerg. & Dev. Economies	200	46,590.6	43,385.1	38,416.3	20,309.0	17,032.7	25,642.6	11,040.9	9,170.7	11,772.3	7,284.7	4,535.6	5,402.2
Emerg. & Dev. Asia	505	41,173.9	39,019.3	33,143.3	17,669.1	14,732.4	22,765.0	5,152.9	4,229.5	5,419.8	3,997.5	1,956.0	2,482.0
American Samoa	859	0.1	0.0	0.9	0.7	0.7
Bangladesh	513	e 0.0	e 0.0	3.1	2.4	4.9	3.7	3.4	3.5
Bhutan	514	0.1	0.3
Brunei Darussalam	516	e 0.0	e 0.1	0.1	3.7	0.0	0.0	0.0	0.0
Cambodia	522	e 0.0	e 0.0	e 0.0	0.1	0.3	0.2	0.2	0.2	0.1
China,P.R.: Mainland	924	33,710.0	31,947.2	27,527.1	14,275.8	12,657.3	18,541.1	3,457.0	2,807.6	3,428.5	2,825.2	1,334.7	1,627.5
F.T. New Caledonia	839	e 0.0	0.1	0.0	0.2	0.2	0.2
India	534	6,932.1	6,764.2	4,507.4	2,675.6	1,795.5	3,766.5	721.2	464.6	636.0	369.4	177.3	271.5
Indonesia	536	319.7	106.0	204.7	566.5	208.1	335.5	189.3	133.3	230.1	214.6	82.7	121.3
Lao People's Dem.Rep	544	0.1	0.0	0.3	0.1	0.1	0.1
Malaysia	548	0.5	0.9	88.2	92.0	11.8	11.4	294.0	429.2	654.0	259.2	91.3	154.0
Marshall Islands	867	10.6	9.4	10.8	0.0	2.9	0.1	0.1	0.1
Mongolia	948	0.1
Myanmar	518	e 7.7	0.5	0.5	0.1	0.0	0.0
Nauru	836	0.2	0.1	0.5	0.0	0.0	0.0
Nepal	558	e 0.0	e 0.1	e 0.1	e 0.0	0.0	0.0
Papua New Guinea	853	0.0	0.0	0.0	4.0	3.0	3.2

Angola (614)

In Millions of U.S. Dollars

		Exports (FOB)						Imports (CIF)					
		2012	2013	2014	2015	2016	2017	2012	2013	2014	2015	2016	2017
Philippines	566	e 0.1	e 0.4	e 0.2	e 0.8	e 0.1	e 4.8	0.8	1.6	0.8	0.4	0.0	0.4
Samoa	862	0.3
Solomon Islands	813	0.2
Sri Lanka	524	e 0.1	e 0.0	e 0.1	6.7	2.5	3.9	2.3	4.5	3.1
Thailand	578	211.5	200.6	814.5	44.7	47.7	84.2	290.3	237.4	363.0	267.2	215.8	246.4
Timor-Leste	537	0.8	0.1	0.2	0.5	0.4	0.4
Vietnam	582	0.9	2.9	2.5	2.9	158.2	125.3	74.3	39.2	34.1	40.5
Asia n.s.	598	30.1	20.5	19.6	10.0	7.7	8.8
Europe	170	0.8	0.3	0.4	45.8	12.0	4.2	400.6	375.2	440.1	329.7	269.1	307.6
Emerg. & Dev. Europe	903	0.1	0.1	0.3	45.7	11.4	2.8	321.5	330.8	360.2	292.8	187.7	271.0
Albania	914	0.3	2.4	1.0	0.3	0.3	0.3
Bosnia and Herzegovina	963	e 0.0	0.0	0.1	1.4	0.0	1.6	0.6
Bulgaria	918	e 0.0	e 0.0	e 0.0	e 0.0	e 0.0	5.6	2.3	2.1	2.1	1.7	1.7
Croatia	960	e 0.0	e 0.0	e 0.0	1.9	3.7	12.6	1.0	0.2	0.5
Faroe Islands	816	e 0.0	e 0.0	e 0.0	e 0.0	e 0.0	e 0.0	0.0	0.1
Gibraltar	823	1.7	2.4	8.1	0.5	0.3	0.4
Hungary	944	e 0.0	e 0.0	e 0.0	e 0.0	2.8	6.8	1.6	3.4	3.2	26.8
Macedonia, FYR	962	0.0	0.1
Montenegro	943	e 0.0	e 0.0	0.0	0.0	0.2	0.2	0.2
Poland	964	0.2	22.4	19.4	20.7	16.8	12.2	12.3
Romania	968	45.3	0.1	0.1	4.1	13.0	4.4	3.9	0.9	1.6
Serbia, Republic of	942	e 0.0	e 0.0	e 0.0	e 0.0	e 0.0	2.1	1.9	3.5	0.3	0.1	0.4
Turkey	186	0.1	0.0	0.3	11.3	2.6	280.7	278.7	304.7	264.3	166.9	226.1
CIS	901	0.8	0.2	0.1	0.1	0.6	1.4	79.0	44.1	79.8	37.0	81.4	36.5
Armenia	911	e 0.0	e 0.0	e 0.0	e 1.3	0.3	0.2	0.6	0.0	0.0	0.0
Azerbaijan, Rep. of	912	e 0.0	e 0.0	e 0.0	e 0.0	0.1	0.0	0.1	0.0	0.2	0.1
Belarus	913	e 0.0	e 0.0	1.7	0.7	0.2	0.4	0.5	0.8
Georgia	915	0.6	1.3	1.6	2.9	2.0	6.1
Kazakhstan	916	e 0.0	e 0.3	0.3	0.1	0.1	0.1	0.1	0.2
Kyrgyz Republic	917	0.5	0.6	0.9	0.2	0.2	0.2
Moldova	921	0.0	0.1	0.1
Russian Federation	922	0.1	47.4	28.3	59.1	30.3	70.5	14.9
Ukraine	926	e 0.7	e 0.1	e 0.0	e 0.0	e 0.3	e 0.1	28.0	12.9	17.3	3.0	7.9	14.3
Uzbekistan	927	0.1
Europe n.s.	884	0.0	0.3	0.1	0.0	0.0	0.0
Mid East, N Africa, Pak	440	658.3	794.9	869.4	659.7	533.1	971.1	1,231.5	1,538.6	1,812.1	736.1	528.5	737.4
Afghanistan, I.R. of	512	1.0	0.1	0.1	0.3	0.2	0.2
Algeria	612	e 0.1	e 0.2	e 0.1	e 1.4	e 0.6	e 0.2	1.7	0.6	0.3	1.2	8.0	1.1
Bahrain, Kingdom of	419	e 0.0	0.0	330.2	0.8	0.7	0.5	0.5
Djibouti	611	2.6	1.9	3.2	0.1	0.1	0.1
Egypt	469	e 0.5	e 0.0	33.9	23.6	47.9	40.6	33.0	31.3
Iraq	433	7.1	1.0	0.9	2.3	1.7	1.9
Jordan	439	e 0.0	e 25.2	0.4	2.1	8.1	2.9	0.6	2.0
Kuwait	443	e 0.0	e 0.0	e 0.0	e 0.2	e 0.1	e 0.0	0.9	2.4	0.2	1.8	1.3	1.4
Lebanon	446	0.1	1.2	0.6	92.7	117.9	107.5	56.8	17.3	15.4
Libya	672	0.0	0.1	0.6	0.0	0.0	0.0
Mauritania	682	e 0.0	e 0.9	e 0.9	e 1.0	e 0.2	34.9	27.1	103.0	78.0	48.9	45.4
Morocco	686	2.9	0.0	0.0	1.3	57.4	62.7	69.4	59.0	22.9	43.3
Oman	449	e 0.0	14.1	20.9	13.7	21.6	34.4	112.3
Pakistan	564	e 1.2	e 0.6	e 0.4	e 0.6	e 2.9	e 0.0	33.0	32.0	45.8	41.2	30.0	50.7
Qatar	453	1.6	3.1	13.8	8.5	5.3	8.8
Saudi Arabia	456	e 0.1	e 0.5	e 0.8	41.7	16.9	21.6	23.8	15.8	11.5
Somalia	726	0.2	0.0
Sudan	732	e 0.0	e 0.1	e 0.0	0.1	0.0	0.0	0.7	0.7	0.7
Syrian Arab Republic	463	e 0.0	e 0.0	e 0.0	e 0.0	e 0.0	e 0.0	3.5	0.6	0.6	0.1	0.1	0.2
Tunisia	744	e 0.0	e 0.0	e 0.2	e 0.0	e 0.7	e 0.0	16.8	9.5	10.5	7.2	12.6	5.5
United Arab Emirates	466	656.9	790.5	867.8	656.4	526.1	942.7	887.3	885.6	1,364.1	389.1	295.1	404.9
West Bank and Gaza	487	e 0.0	e 0.2
Yemen, Republic of	474	0.5	0.2

Angola (614)

In Millions of U.S. Dollars

		Exports (FOB)						Imports (CIF)					
		2012	2013	2014	2015	2016	2017	2012	2013	2014	2015	2016	2017
Sub-Saharan Africa	603	3,065.9	1,812.7	2,012.8	1,405.4	1,285.3	1,329.0	2,167.1	1,527.3	1,662.1	1,087.2	883.7	910.5
Benin	638	36.9	0.8	0.7	0.5	0.6
Botswana	616	e 0.0	e 0.1	e 0.1	e 0.1	0.3	0.5	0.6	0.8	0.6	0.3
Burkina Faso	748	e 2.0	e 3.5	e 1.1	e 0.2	e 8.6	e 11.2	0.0	0.0	0.1	0.0	0.0	0.0
Cabo Verde	624	0.1	0.2	0.4	0.0	0.0	0.0
Cameroon	622	3.1	1.3	0.5	1.3	0.9	0.7	0.7
Chad	628	0.1	0.0
Congo, Dem. Rep. of	636	0.6	0.5	0.6	2.3	5.9	15.6	6.6	4.4	5.0
Congo, Republic of	634	57.5	19.8	9.0	8.2	6.6	7.0
Côte d'Ivoire	662	79.1	7.3	8.8	5.7	3.7	3.1
Equatorial Guinea	642	1.7	0.0	9.5	0.0	0.0	0.0
Eswatini, Kingdom of	734	42.0	14.7	1.2	10.8	7.9	8.6
Estonia	939	e 0.0	1.6	1.0	1.1	0.9	5.8	11.3
Ethiopia	644	e 0.0	e 0.0	e 0.0	e 0.0	e 0.0	e 0.0	2.4	1.1	0.6	0.4	0.3	0.4
Gabon	646	e 3.9	e 4.3	e 4.1	e 3.2	e 2.5	e 2.4	2.7	7.9	1.2	2.2	1.6	1.7
Gambia, The	648	e 0.0	e 0.0	e 0.0	e 0.0	e 0.0	e 0.0	0.0	0.1	0.1	0.0	0.0	0.0
Ghana	652	0.6	1.2	1.1	1.2	10.0	7.5	23.8	5.8	3.8	5.5
Guinea	656	3.3	6.8	1.0	0.1	0.0	0.0
Guinea-Bissau	654	0.1	0.2	0.0	2.7	2.0	2.2
Kenya	664	e 3.1	e 1.4	e 0.1	e 0.0	e 0.6	e 1.5	5.1	3.2	18.1	7.4	7.4	7.0
Liberia	668	0.2	0.3	0.4	1.2	0.8	0.6
Madagascar	674	e 4.4	e 1.4	e 0.4	e 0.0	0.0	0.0	0.2	0.1	0.1
Malawi	676	e 0.0	e 0.0	0.1	0.0	0.0	0.0	0.0
Mali	678	e 0.1	e 0.0	e 0.0	e 0.0	e 0.0	e 0.0	0.6	0.1	1.5	0.2	0.1	0.2
Mauritius	684	e 0.1	e 0.0	e 0.1	e 0.1	e 0.1	0.8	0.9	4.1	1.2	0.8	0.5
Mozambique	688	e 3.3	e 3.2	e 1.9	e 1.0	e 1.0	e 1.7	6.7	2.5	2.8	3.1	2.1	1.9
Namibia	728	1.4	2.5	1.6	2.1	1.9	2.2	345.1	225.7	227.2	81.3	66.2	85.3
Niger	692	e 0.0	e 0.1	e 0.0	e 0.0	0.2	0.0	0.0	0.0	0.0	0.0
Nigeria	694	e 6.4	e 8.1	e 8.4	e 6.3	e 6.4	e 5.7	14.8	6.2	6.3	1.8	1.4	1.5
Rwanda	714	e 0.0	e 0.0	e 0.0	e 0.0	e 0.0	e 1.5	0.0	0.0
São Tomé & Príncipe	716	33.0	33.8	39.4	23.4	19.3	21.3	0.0	0.2	1.8	0.2	0.2	0.2
Senegal	722	e 0.0	e 0.2	e 0.4	e 17.0	e 1.4	e 0.1	5.5	2.5	1.1	1.1	0.3	2.2
Seychelles	718	0.0	0.0	0.0	0.8	0.4	1.3	0.5	0.3	0.4
Sierra Leone	724	e 0.0	e 1.2	0.0	0.0	0.1	0.0	0.0	0.0
South Africa	199	3,001.3	1,753.6	1,951.2	1,349.6	1,240.5	1,277.9	1,535.8	1,198.0	1,296.0	909.2	742.4	745.2
Tanzania	738	e 1.0	e 0.3	e 3.2	e 0.0	e 0.0	e 0.0	1.6	0.9	2.0	0.1	0.1	0.0
Togo	742	0.4	5.6	19.1	30.4	27.4	27.6
Uganda	746	0.0	2.0	0.6	0.1	0.1	0.1
Zambia	754	e 2.7	e 0.4	e 0.2	e 0.4	e 1.4	e 0.3	6.4	4.1	5.6	1.9	0.4	1.3
Zimbabwe	698	e 0.0	e 0.0	e 0.0	e 0.0	e 0.0	e 0.0	2.7	1.2	0.6	2.0	1.4	1.1
Africa n.s.	799	0.1	0.1	0.0
Western Hemisphere	205	1,691.6	1,757.8	2,390.5	529.1	469.9	573.1	2,088.9	1,500.1	2,438.2	1,134.2	898.3	964.7
Anguilla	312	e 0.0	e 0.0	e 0.0	e 0.0	e 0.0	e 0.0	0.0	0.1
Antigua and Barbuda	311	e 0.0	0.2	0.1	1.0	7.0	5.1	5.6
Argentina	213	e 0.0	e 0.0	e 0.0	e 0.0	e 0.1	e 6.4	370.2	150.8	203.0	119.9	98.4	112.3
Aruba	314	e 0.0	0.0	0.0	0.1
Bahamas, The	313	100.2	53.0	1.0	1.8	6.6	0.2	0.2	0.2
Barbados	316	e 0.0	e 0.0	e 0.0	0.0	0.3	0.0
Belize	339	2.3	0.6	1.3	0.0	0.0	0.0
Bermuda	319	4.3	0.1
Bolivia	218	e 0.0	e 0.0	e 0.0	e 0.0	e 0.0	0.1	2.1	0.0	0.2	0.2	0.2
Brazil	223	315.3	428.8	1,032.8	1,504.2	1,185.1	1,563.7	755.5	600.2	742.3
Chile	228	377.5	54.7	2.5	9.5	11.1	11.4	451.3	2.7	4.1	6.4
Colombia	233	20.0	16.5	17.3	7.6	2.3	1.7
Costa Rica	238	e 7.4	e 0.0	e 0.0	e 0.0	e 0.0	e 0.0	7.3	0.5	0.7	0.0	0.0	0.1
Curacao	354	82.6	73.0	83.9	0.1	0.0	0.1	0.2	0.2	0.2
Dominican Republic	243	e 0.0	e 0.0	e 1.2	e 6.7	0.1	0.0	0.0	0.1	0.0	0.0
Ecuador	248	0.6	0.8	1.4	1.1	1.2	0.6
El Salvador	253	e 0.0	e 0.1	e 0.0	0.1	0.0	0.2	0.0	0.0	0.0
Guatemala	258	e 0.0	e 0.0	0.0	0.0	0.0	16.7	0.0

Angola (614)

In Millions of U.S. Dollars

		Exports (FOB)						Imports (CIF)					
		2012	2013	2014	2015	2016	2017	2012	2013	2014	2015	2016	2017
Guyana	336	e 0.0	0.3	0.2	0.0	0.4	0.4	0.4
Honduras	268	e 0.0	e 0.9	e 0.0	2.6	0.3	0.7	0.1	0.1	0.1
Jamaica	343	1.0	0.2	0.0	0.0	0.0
Mexico	273	73.4	68.8	81.7	161.6	101.9	21.4
Nicaragua	278	0.6	0.9	0.0	0.2	0.2	0.2
Panama	283	959.2	714.9	709.4	388.9	388.9	388.9	7.6	5.0	6.9	46.8	46.8	46.8
Paraguay	288	e 0.1	30.6	20.6	22.5	17.3	12.2	12.1
Peru	293	408.5	202.2	0.2	2.7	76.3	1.9	1.1	1.7	1.5	0.3	0.5
St. Kitts and Nevis	361	e 0.0	1.3	0.5	0.8	0.3	0.2	0.2
St. Vincent & Grens.	364	0.2	0.0	0.2	0.1	0.1	0.1
Suriname	366	e 0.0	e 0.0	0.2	0.0	0.7	0.3	0.2	0.3
Trinidad and Tobago	369	e 0.0	e 0.0	e 0.2	e 1.6	e 1.4	e 1.3	0.3	0.6	6.4	0.0	0.0	0.0
Uruguay	298	311.4	217.5	0.0	38.6	26.0	20.2	6.9	4.1	9.8
Venezuela, Rep. Bol.	299	e 1.2	e 0.3	e 0.0	e 0.1	e 0.0	e 0.0	0.1	0.1	0.1	0.0	0.0	0.0
Western Hem. n.s.	399	12.6	1.6	49.5	4.2	3.1	3.3
Other Countries n.i.e	910	0.0	0.0	0.0	0.0	0.0	0.0	5.6	5.8	22.0	62.8	46.2	50.1
Cuba	928	e 0.0	e 0.0	e 0.0	e 0.0	e 0.0	e 0.0	1.0	3.9	16.5	19.2	14.1	15.3
Korea, Dem. People's Rep.	954	4.6	1.9	5.4	43.6	32.0	34.8
Countries & Areas n.s.	898	0.4	0.1	0.5	0.1	0.1	0.1
Memorandum Items													
Africa	605	3,066.1	1,815.9	2,014.0	1,407.7	1,287.6	1,330.8	2,280.7	1,629.1	1,848.4	1,233.5	976.9	1,006.7
Middle East	405	656.9	791.1	867.8	656.7	527.9	969.3	1,083.9	1,404.7	1,579.9	548.3	405.1	590.3
European Union	998	8,502.2	10,645.1	11,640.0	8,279.0	4,004.2	2,308.6	11,068.1	9,111.2	10,016.3	5,564.8	4,115.4	4,660.8
Export earnings: fuel	080	668.5	803.4	880.7	669.3	537.9	953.2	1,101.4	1,347.3	1,526.7	501.2	446.6	570.7
Export earnings: nonfuel	092	70,015.9	66,447.7	58,186.8	32,062.1	23,329.7	29,577.7	27,939.1	25,425.0	27,249.6	16,269.0	10,609.6	11,510.3

Anguilla (312)

In Millions of U.S. Dollars

		Exports (FOB)						Imports (CIF)					
		2012	2013	2014	2015	2016	2017	2012	2013	2014	2015	2016	2017
IFS World		5.7	5.0	5.2	10.8	7.2	3.1	165.1	154.1	174.5	204.1	193.3	182.6
World	001	9.6	9.7	10.4	35.8	30.2	21.5	245.4	284.6	250.2	250.0	260.8	312.4
Advanced Economies	110	2.6	2.7	3.1	2.5	3.3	9.0	192.1	234.6	195.1	188.2	201.0	252.0
Euro Area	163	0.2	0.3	0.6	0.2	0.2	1.5	18.8	59.2	13.6	13.9	13.8	28.1
Belgium	124	e 0.0	e 0.2	e 0.5	e 0.0	e 0.1	0.0	0.1	0.4	0.4	0.4	1.5
France	132	0.1	0.1	0.1	0.1	0.2	0.2	12.7	6.3	7.8	6.1	7.4	22.5
Germany	134	0.4	3.3	0.0	1.7	0.6	0.1
Greece	174	e 0.0	e 1.2
Ireland	178	0.0	0.0	0.0	0.1
Italy	136	0.0	0.0	0.0	0.0	0.0	0.0	4.6	48.6	3.8	3.9	3.6	3.0
Latvia	941	e 0.0	e 0.0	e 0.0	e 0.0	e 0.0	e 0.0	e 0.0	e 0.1
Netherlands	138	0.0	0.0	0.0	0.0	0.0	1.0	0.8	1.3	1.8	1.7	0.9
Portugal	182	0.0	0.1	0.0	0.0	0.0	0.0
Slovak Republic	936	e 0.0	e 0.0	e 0.0	e 0.0	e 0.1
Spain	184	0.0	0.0	0.0	0.0	0.0	0.0	0.1	0.1	0.0	0.1	0.0
Australia	193	0.0	0.2	0.0	0.0	0.0	0.0	0.0	0.0
Canada	156	0.1	0.1	0.1	0.1	0.1	0.1	5.7	5.7	5.7	5.7	6.0	6.9
China,P.R.: Hong Kong	532	0.1	0.1	0.1	0.1	0.1	0.1
Czech Republic	935	0.0	0.0	0.5	0.0	0.1
Denmark	128	e 0.0	e 0.0	e 0.0	e 0.0	e 0.0	e 0.0	0.1	0.1	0.0	0.1	0.0	0.0
Israel	436	0.1	0.1	0.1	0.1	0.1	0.1	0.5	0.5	0.5	0.5	0.5	0.5
Japan	158	0.0	0.0	0.0	0.0	0.0	0.0	4.1	4.1	4.1	4.1	4.1	6.4
Korea, Republic of	542	0.0	0.1	0.3	0.3	0.3	0.3	0.3	0.3
New Zealand	196	e 0.1	e 0.1
Singapore	576	e 0.0	e 1.0
Sweden	144	e 0.0	e 0.0	e 0.0	e 0.0	e 0.2	0.1	0.2	0.2	0.1	0.1	0.1
Switzerland	146	0.0	0.0	0.0	0.0	0.0	0.0	0.0	0.0	0.0	0.0	0.0	0.1
Taiwan Prov.of China	528	e 0.1	e 0.0
United Kingdom	112	0.1	0.2	0.2	0.1	0.1	0.3	0.9	2.8	9.1	1.4	2.9	0.8
United States	111	2.0	2.0	2.0	2.0	2.7	5.2	161.5	161.5	161.5	161.5	173.1	208.5
Emerg. & Dev. Economies	200	7.0	7.0	7.4	33.3	26.9	12.5	53.3	50.0	55.1	61.8	59.8	60.4
Emerg. & Dev. Asia	505	0.1	0.2	0.2	0.3	0.8	1.0	1.7	1.7	1.7	1.7	1.9	2.1
Brunei Darussalam	516	e 0.0	0.3	0.3	0.3	0.3	0.3	0.3
China,P.R.: Mainland	924	0.0	0.0	0.0	0.0	0.0	0.0	1.1	1.2	1.2	1.2	1.2	1.2
India	534	0.1	0.1	0.1	0.1	0.1	0.1	0.4
Indonesia	536	0.0	0.0	0.0	0.0	0.1	0.1	0.1	0.1	0.1	0.1	0.2	0.1
Myanmar	518	e 0.0	e 0.0	e 0.3	e 0.0	e 0.0
Palau	565	e 0.1	e 0.2	e 0.2	e 0.3	e 0.4	e 0.4
Philippines	566	e 0.0	e 0.0	0.0	0.0	0.0	0.0	0.0	0.1
Sri Lanka	524	e 0.3	e 0.0	0.0	0.0	0.0	0.0	0.0	0.0
Europe	170	0.3	0.4	0.4	0.3	0.5	0.6	0.9	1.0	0.9	1.0	1.1	1.1
Emerg. & Dev. Europe	903	0.0	0.0	0.0	0.0	0.0	0.0	0.9	1.0	0.9	1.0	1.1	1.0
Turkey	186	0.0	0.0	0.9	0.9	0.9	0.9	1.1	1.0
CIS	901	0.3	0.4	0.4	0.3	0.5	0.6	0.0	0.0	0.0	0.0	0.0	0.0
Armenia	911	e 0.1	e 0.2
Azerbaijan, Rep. of	912	e 0.0	e 0.1
Kyrgyz Republic	917	e 0.0	e 0.0	e 0.1	e 0.0	e 0.0
Tajikistan	923	e 0.3	e 0.3	e 0.4	e 0.3	e 0.3	e 0.2
Mid East, N Africa, Pak	440	0.0	0.0	0.2	0.3	0.4	0.1	0.8	0.1	0.2	0.2	0.2	0.2
Bahrain, Kingdom of	419	e 0.0	e 0.0	e 0.2	e 0.0	e 0.0	e 0.0	0.1	0.1	0.1	0.1	0.1	0.1
Mauritania	682	e 0.0	e 0.0	e 0.2	e 0.2	e 0.6	e 0.0	e 0.0
Morocco	686	e 0.0	0.1	0.0	0.0	0.0	0.0	0.0
United Arab Emirates	466	e 0.0	e 0.0	e 0.0	e 0.0	e 0.1	e 0.0
Yemen, Republic of	474	e 0.1	e 0.1	e 0.1	0.0	0.0	0.0	0.0	0.0	0.0
Sub-Saharan Africa	603	0.0	0.2	0.2	0.1	0.1	0.3	1.3	1.3	1.3	1.4	1.3	1.3
Botswana	616	0.9	0.9	0.9	0.9	0.9	0.9
Burkina Faso	748	e 0.1
Cameroon	622	e 0.3
Nigeria	694	e 0.2	e 0.2	e 0.1	e 0.1
Africa n.s.	799	0.4	0.4	0.4	0.5	0.5	0.4

Anguilla (312)

In Millions of U.S. Dollars

		Exports (FOB)						Imports (CIF)					
		2012	2013	2014	2015	2016	2017	2012	2013	2014	2015	2016	2017
Western Hemisphere	205	6.5	6.2	6.4	32.2	25.1	10.4	48.5	45.9	50.9	57.5	55.3	55.7
Antigua and Barbuda	311	0.0	0.0	0.0	0.0	0.0	0.0	0.2	0.2	0.3	0.3	0.3	0.3
Barbados	316	0.0	0.0	0.0	0.0	0.0	0.0	1.7	1.7	1.7	1.7	1.7	3.9
Belize	339	0.1	0.1	0.1	0.1	0.1	0.1
Brazil	223	0.0	0.1	0.5	0.5	0.5	0.5	0.6	1.3
Chile	228	e 0.1	e 0.0	e 0.0	0.1	0.1	0.1	0.2	0.1	0.1
Dominica	321	0.3	0.3	0.3	0.4	0.3	0.3
Dominican Republic	243	0.0	0.0	0.0	0.0	0.0	0.0	2.5	2.3	2.6	3.1	2.9	2.8
El Salvador	253	0.1	0.1	0.1	0.1	0.1	0.1
Guatemala	258	0.1	0.1	0.1	0.1	0.1	0.0
Guyana	336	4.4	4.4	4.4	4.4	4.4	4.4	5.4	5.4	5.4	5.4	5.4	5.6
Jamaica	343	0.6	0.6	0.7	0.8	0.7	0.7
Mexico	273	0.0	0.0	0.0	0.0	1.5	1.6	1.9	1.5	1.8	1.7
Montserrat	351	0.2	0.2	0.2	0.3	0.3	0.2
Netherlands Antilles	353	2.1	1.8	1.9	3.9	2.6	1.1	12.4	11.6	13.1	15.4	14.5	13.7
Panama	283	0.2	0.2	0.2	0.2	0.2	0.2
Peru	293	0.0	0.0	0.0	0.0	0.1	0.1
St. Kitts and Nevis	361	0.0	0.0	0.0	0.0	0.0	0.0	0.3	0.2	0.3	0.3	0.3	0.3
St. Vincent & Grens.	364	0.0	0.0	0.0	0.0	0.0	0.0	0.2	0.2	0.2	0.2	0.2	0.2
Trinidad and Tobago	369	0.0	0.0	0.0	0.0	0.0	0.0	21.7	20.1	22.7	26.5	25.0	23.7
Uruguay	298	e 23.8	e 18.1	e 4.7	0.0	0.0	0.0	0.0	0.0	0.0
Western Hem. n.s.	399	0.2	0.2	0.3	0.3	0.3	0.3
Memorandum Items													
Africa	605	0.1	0.2	0.2	0.3	0.3	0.3	2.0	1.3	1.4	1.5	1.4	1.4
Middle East	405	0.0	0.0	0.2	0.1	0.2	0.1	0.1	0.1	0.1	0.1	0.1	0.1
European Union	998	0.4	0.5	0.9	0.3	0.3	2.0	19.8	62.3	22.9	16.0	16.9	29.2
Export earnings: fuel	080	0.0	0.2	0.4	0.3	0.4	0.3	22.1	20.5	23.1	26.9	25.5	24.1
Export earnings: nonfuel	092	9.6	9.6	10.0	35.5	29.8	21.2	223.2	264.1	227.0	223.1	235.3	288.3

Antigua and Barbuda (311)

In Millions of U.S. Dollars

		Exports (FOB)						Imports (CIF)					
		2012	2013	2014	2015	2016	2017	2012	2013	2014	2015	2016	2017
IFS World		29.0	32.9	23.1	26.3	61.0	62.4	532.4	508.5	551.8	488.4	494.2	629.8
World	001	141.5	216.0	211.9	195.7	254.8	271.2	532.8	508.4	552.0	466.6	490.9	630.5
Advanced Economies	110	16.2	21.6	41.9	63.8	79.7	40.6	236.2	242.7	263.3	272.7	301.0	385.4
Euro Area	163	2.4	1.5	30.9	53.3	35.9	18.3	15.6	20.0	20.3	23.6	22.7	28.1
Austria	122	0.0	0.0	0.4	0.3	0.3	0.1	0.2	0.1
Belgium	124	0.0	0.0	0.0	0.6	0.9	0.8	0.9	0.9	1.5
Cyprus	423	0.1	0.1	0.2	0.3	0.4	0.5
Estonia	939	e 0.0	e 0.0	e 0.0	0.1	0.3	0.1	0.0	0.0	0.3
Finland	172	0.0	0.1	0.2	0.3	0.1	1.0	0.1
France	132	1.0	0.9	0.1	1.9	0.1	0.2	4.4	5.2	6.6	5.7	3.9	5.7
Germany	134	0.1	0.1	0.0	0.0	2.6	0.2	1.8	3.6	2.2	3.7	2.3	4.1
Greece	174	0.0	0.0	0.0	0.0	0.0	0.0	0.1	0.2
Ireland	178	0.0	14.8	0.0	0.0	0.3	0.2	0.2	0.4	0.1	0.3
Italy	136	0.6	0.0	0.0	0.4	0.1	2.2	2.9	4.1	4.5	4.0	3.8	5.9
Luxembourg	137	e 0.0	e 0.0	0.2	0.3	0.2	0.3	0.4	0.4
Malta	181	0.1	0.2	0.0	1.2	0.0	0.0
Netherlands	138	0.0	0.1	0.8	0.9	1.0	1.8	3.3	3.9	3.8	3.7	3.5	4.8
Portugal	182	0.1	0.0	0.1	0.1	0.1	0.1	0.2	0.2
Slovenia	961	e 0.0	0.2	0.0	0.0	0.0	0.0	0.0
Spain	184	0.7	0.3	29.9	35.2	32.2	13.9	1.0	0.7	1.0	3.0	5.6	4.0
Australia	193	0.0	0.0	0.0	0.0	0.0	0.0	0.8	0.7	0.9	0.7	0.9	1.0
Canada	156	0.5	0.2	0.4	0.4	0.2	0.2	7.7	5.7	6.2	6.6	6.8	8.1
China,P.R.: Hong Kong	532	0.0	0.7	0.1	0.1	0.1	0.1	0.8	0.8	0.7	0.6	0.4	2.4
Czech Republic	935	e 0.1	e 0.4	e 1.0	e 1.1	e 0.0	0.0	0.0	0.0	0.0	0.0	0.1
Denmark	128	0.0	0.5	0.6	0.7	0.7	0.8	0.6
Israel	436	0.7	0.4	0.3	0.4	0.3	0.1
Japan	158	0.0	0.2	0.1	0.0	8.5	10.3	14.7	16.0	22.9	23.3
Korea, Republic of	542	0.1	0.0	0.0	0.0	0.0	2.3	4.7	6.3	4.5	5.3	5.3
New Zealand	196	0.6	1.8	0.0	0.0	0.0	0.0	0.4	0.6	0.3	0.9	0.6	0.5
Norway	142	0.0	0.4	0.4	0.2	0.1	0.0	0.1
Singapore	576	0.1	0.1	0.1	0.1	0.0	4.9
Sweden	144	0.0	0.0	2.4	0.6	1.2	0.6	0.3	0.6
Switzerland	146	0.0	0.0	0.0	0.0	0.0	4.8	3.9	3.3	3.4	3.5	2.9
Taiwan Prov.of China	528	e 0.7	e 1.2	e 0.9	e 0.4	e 0.2	e 0.4	e 0.5	e 0.5	e 0.3	e 0.5	e 0.2	e 0.7
United Kingdom	112	5.4	6.8	2.9	3.4	30.9	13.0	20.7	14.2	16.8	18.9	19.0	34.5
United States	111	6.4	8.9	5.6	4.9	12.4	8.4	170.1	179.3	191.1	195.1	217.3	272.2
Emerg. & Dev. Economies	200	125.3	194.4	170.0	131.9	175.1	230.6	100.5	99.2	124.9	112.6	109.9	142.8
Emerg. & Dev. Asia	505	1.2	1.4	0.5	0.6	1.1	0.6	25.5	25.7	47.9	34.4	33.0	40.6
China,P.R.: Mainland	924	0.1	0.1	0.2	0.2	0.2	0.1	19.2	19.7	37.7	20.5	20.3	27.0
Fiji	819	e 0.2	e 0.0	e 0.0	e 0.0	e 0.0	0.1	0.1	0.1	0.1	0.0	0.1
F.T. French Polynesia	887	0.4	0.1	0.2	0.3
India	534	0.0	1.2	1.4	2.4	3.7	3.2	2.5
Indonesia	536	0.1	0.8	0.5	1.0	1.0	1.1	1.5
Malaysia	548	0.1	0.1	0.1	0.1	0.2	0.0	1.0	0.8	2.1	0.9	0.8	1.0
Nepal	558	e 0.1	e 0.0	e 0.0	e 0.3	e 0.0	0.0	0.0	0.0	0.0	0.0
Philippines	566	0.1	0.0	0.1	0.1	0.1	0.1	0.1	0.1
Sri Lanka	524	e 0.0	e 0.0	e 0.0	e 0.0	e 0.0	e 0.1	0.0	0.0	0.0	0.0	0.0	0.1
Thailand	578	0.5	0.3	0.1	0.1	0.1	0.1	2.2	2.5	3.8	6.8	6.2	7.1
Vanuatu	846	0.3	0.0	0.0
Vietnam	582	0.1	0.1	0.3	0.3	0.4	0.7	0.7	0.7
Asia n.s.	598	0.6	0.3	0.2	0.4	0.4	0.4
Europe	170	87.7	142.4	134.0	101.7	135.7	100.5	1.1	0.7	1.3	2.4	4.0	2.0
Emerg. & Dev. Europe	903	87.5	142.2	133.9	101.7	135.7	100.5	1.1	0.7	1.2	1.5	3.9	1.9
Hungary	944	0.0	0.1	0.1	0.2	0.6	0.8	0.8
Poland	964	e 87.4	e 142.1	e 133.8	e 101.7	e 135.7	e 100.4	0.2	0.0	0.1	0.2	2.5	0.3
Romania	968	e 0.0	e 0.0	e 0.1	e 0.0	e 0.0	e 0.0	0.0	0.0	0.1	0.1	0.0	0.0
Turkey	186	0.0	0.7	0.4	0.7	0.5	0.6	0.8
CIS	901	0.2	0.2	0.2	0.0	0.0	0.0	0.0	0.0	0.1	1.0	0.0	0.1
Moldova	921	e 0.2	e 0.1	e 0.1	e 0.0	e 0.0	e 0.0	e 1.0
Russian Federation	922	0.0	0.0	0.0	0.1	0.0	0.0	0.0

Antigua and Barbuda (311)

In Millions of U.S. Dollars

		Exports (FOB)						Imports (CIF)					
		2012	2013	2014	2015	2016	2017	2012	2013	2014	2015	2016	2017
Ukraine	926	e 0.0	e 0.1	e 0.0	0.0	0.0	0.0	0.0	0.0	0.1
Mid East, N Africa, Pak	440	0.1	11.1	0.1	0.4	2.7	0.1	0.3	0.2	0.2	1.0	0.7	3.7
Algeria	612	e 0.0	e 10.9	e 0.0	e 0.0	e 0.2	e 0.0	e 0.0
Bahrain, Kingdom of	419	e 0.0	e 0.0	e 0.0	e 0.1	e 0.0	e 0.0	0.0	0.0	0.0	0.1
Egypt	469	e 0.0	e 0.0	0.0	0.0	0.0	0.1	0.1	0.0
Morocco	686	0.0	0.0	0.0	0.0	0.0	0.3
Syrian Arab Republic	463	0.1	0.0	0.0	0.0	0.1
Tunisia	744	e 0.0	e 0.0	e 0.0	e 0.3	e 2.5	0.1	0.0	0.0	0.1	0.0	0.0
United Arab Emirates	466	0.0	0.1	0.0	0.0	0.0	0.0	0.1	0.0	0.1	0.7	0.5	3.2
Sub-Saharan Africa	603	26.6	29.7	28.5	21.8	18.8	112.0	0.8	1.0	2.4	1.4	1.3	1.4
Benin	638	e 0.1	e 1.9	e 0.1	e 0.1
Cameroon	622	e 25.3	e 28.3	e 28.2	e 19.5	e 16.7	e 111.7	0.0	0.0	0.0
Eswatini, Kingdom of	734	0.0	0.0	0.8	0.3	0.0	0.2
Estonia	939	e 0.0	e 0.0	e 0.0	0.1	0.3	0.1	0.0	0.0	0.3
Ethiopia	644	e 0.1	e 0.1	e 0.2	e 0.2	e 0.2	0.0	0.0
Kenya	664	0.4	0.0	0.0	0.0
Malawi	676	e 1.1	e 0.3	0.0
Mali	678	e 0.0	0.0	0.1
Mauritius	684	0.1	0.0	0.0	0.0	0.0	0.0
Mozambique	688	e 0.0	e 1.0	e 0.0	e 0.0	e 0.1	e 0.0	e 0.1	e 0.0
Niger	692	0.0	0.0	0.1	0.0
Nigeria	694	0.0	0.0	0.0	0.1	0.0	0.1	0.1	0.1	0.1
South Africa	199	0.0	0.6	0.9	1.4	0.8	0.9	0.9
Tanzania	738	e 0.0	e 0.0	e 0.0	e 1.2	e 0.0	0.0	0.0
Togo	742	e 0.3	e 0.0	0.0
Western Hemisphere	205	9.6	9.8	6.8	7.4	16.7	17.4	72.8	71.7	73.1	73.4	70.9	95.1
Anguilla	312	0.0	0.4	0.1	0.1	0.2	0.2	0.0	0.0	0.0	0.0	0.0	0.1
Argentina	213	0.0	0.0	0.4	0.7	0.6	0.5	0.2	0.3
Aruba	314	0.0	0.2	0.0	0.0	0.0	0.0	0.0	0.0	0.0
Bahamas, The	313	0.0	0.0	0.0	0.0	0.0	0.0	0.1	0.1	0.1	0.1	0.7	0.5
Barbados	316	2.8	0.3	0.4	0.4	0.4	0.5	5.2	5.2	5.0	5.4	4.7	7.0
Belize	339	0.0	0.0	0.2	0.2	0.1	0.0	0.1	0.3	0.1	0.2
Bermuda	319	3.6	8.5	8.7	0.0	0.0	0.0	0.0	0.0
Brazil	223	0.0	6.1	6.5	6.0	7.2	6.6	8.1
Chile	228	1.7	1.3	1.4	1.3	1.5	2.0
Colombia	233	0.0	0.0	1.6	2.8	4.1	3.4	4.0	4.4
Costa Rica	238	0.5	0.6	0.8	0.9	1.0	0.7
Curacao	354	0.6	2.4	1.5	0.1	0.2	0.2	4.0	5.1	4.8	0.6	0.5	2.4
Dominica	321	0.3	0.6	0.5	0.9	2.2	2.2	2.6	2.6	2.1	1.9	2.1	1.8
Dominican Republic	243	1.4	0.1	0.0	0.0	0.1	0.1	4.5	4.4	4.9	5.4	4.6	6.3
Ecuador	248	0.1	0.1	0.2	0.2	0.1	0.2
El Salvador	253	0.1	0.2	0.2	0.1	0.0	0.1
Grenada	328	0.2	0.1	0.0	0.0	0.0	0.0	1.4	1.6	2.1	2.0	1.8	1.8
Guatemala	258	0.0	0.1	0.0	0.7	0.8	0.8	0.6	1.0	1.3
Guyana	336	0.3	0.2	0.1	0.0	0.0	0.2	3.5	3.1	3.7	3.5	3.3	2.8
Honduras	268	0.0	0.0	0.0	1.1	1.1	1.1	1.1	1.3	1.0
Jamaica	343	0.1	0.1	0.2	0.0	0.0	0.0	5.7	5.4	5.4	6.2	5.8	7.0
Mexico	273	0.0	0.0	0.0	3.7	3.7	3.4	3.9	3.7	4.5
Montserrat	351	0.5	1.0	0.7	0.2	0.6	0.6	0.0	0.1	0.1	0.0	0.1	5.4
Panama	283	0.0	0.5	0.0	0.0	0.0	2.1	1.9	2.5	2.4	1.9	3.4
Peru	293	0.0	0.9	0.8	0.8	0.6	0.7	0.8
Sint Maarten	352	0.2	0.5	0.5	2.8
St. Kitts and Nevis	361	1.0	1.0	1.1	0.9	2.2	2.2	1.2	0.8	0.8	1.0	0.8	0.7
St. Lucia	362	0.5	0.9	0.3	0.4	0.9	1.0	0.5	0.6	0.5	1.0	1.2	1.8
St. Vincent & Grens.	364	0.9	0.7	0.8	0.2	0.4	0.4	5.4	5.8	5.6	6.2	5.0	6.8
Suriname	366	0.0	0.8	0.5	0.2	0.5	0.6	0.5	0.4
Trinidad and Tobago	369	0.9	0.6	0.8	0.1	0.3	0.3	18.8	15.5	15.0	16.9	16.3	19.2
Uruguay	298	0.0	0.0	0.0	0.2	0.1	0.1	0.1
Venezuela, Rep. Bol.	299	0.0	0.0	0.0	0.0	0.0	0.3	0.0	0.0	0.0	0.2
Western Hem. n.s.	399	0.1	0.1	0.0	0.0	1.4	1.0

Antigua and Barbuda (311)

In Millions of U.S. Dollars

		Exports (FOB)						Imports (CIF)					
		2012	2013	2014	2015	2016	2017	2012	2013	2014	2015	2016	2017
Other Countries n.i.e	910	0.1	0.0	0.0	0.0	0.0	0.0	3.0	1.1	2.4	2.8	3.5	0.1
Cuba	928	0.0	0.0	0.0	0.0	0.0	0.0	0.0	0.0	0.0	0.0	0.1	0.0
Korea, Dem. People's Rep.	954	0.1	0.0	0.0	0.0	0.0	3.0	1.1	2.4	2.8	3.4	0.1
Special Categories	899	73.8	71.2
Countries & Areas n.s.	898	193.1	165.3	161.5	4.6	5.3	102.1
Memorandum Items													
Africa	605	26.6	40.6	28.6	22.1	21.5	112.0	0.9	1.0	2.4	1.5	1.4	1.8
Middle East	405	0.0	0.1	0.0	0.1	0.1	0.1	0.2	0.1	0.2	0.8	0.6	3.3
European Union	998	95.4	150.8	168.5	159.5	202.5	131.8	39.5	35.6	39.4	44.8	46.1	64.9
Export earnings: fuel	080	1.0	11.7	0.9	0.3	0.6	0.4	20.7	18.8	19.6	21.3	21.0	27.4
Export earnings: nonfuel	092	140.5	204.3	210.9	195.4	254.2	270.8	512.0	489.6	532.4	445.3	469.9	603.1

Argentina (213)

In Millions of U.S. Dollars

		Exports (FOB)						Imports (CIF)					
		2012	2013	2014	2015	2016	2017	2012	2013	2014	2015	2016	2017
IFS World		80,926.5	83,026.0	71,976.7	56,751.0	57,732.0	68,507.3	74,002.1	65,323.0	59,789.0	55,608.0
World	001	78,580.7	74,292.1	67,418.9	56,672.3	57,642.4	58,111.6	68,359.6	73,991.2	65,233.8	59,748.0	59,517.2	67,463.2
Advanced Economies	110	21,520.8	19,129.0	17,695.2	15,889.0	17,525.0	17,541.0	25,414.2	26,195.7	24,899.4	22,124.5	20,876.4	22,806.7
Euro Area	163	9,276.4	7,728.6	7,221.0	6,253.4	6,783.8	6,734.0	10,692.0	11,927.3	10,122.2	8,501.1	8,517.3	9,590.7
Austria	122	14.3	14.4	14.1	20.0	11.6	13.0	298.6	230.3	194.0	167.4	177.2	201.1
Belgium	124	432.4	298.0	286.0	332.3	411.4	386.5	437.5	779.1	512.7	286.5	336.7	359.2
Cyprus	423	22.2	15.6	16.3	27.6	28.6	25.0	0.3	0.1	0.1	0.1	0.2	0.2
Estonia	939	9.1	9.4	5.7	5.9	3.4	1.6	3.2	4.1	18.5	66.0	27.5	9.2
Finland	172	47.8	83.9	43.2	10.4	121.7	94.0	212.0	173.7	152.7	140.6	144.9	254.0
France	132	404.9	466.1	317.7	364.9	388.7	315.6	1,601.3	2,087.7	1,474.6	1,450.3	1,363.9	1,298.1
Germany	134	1,937.1	1,640.8	1,527.2	1,339.8	1,211.1	1,115.7	3,714.8	3,918.5	3,518.0	3,130.1	3,131.9	3,289.1
Greece	174	108.5	127.0	134.5	127.8	126.9	147.3	14.4	14.7	37.6	14.0	21.4	21.6
Ireland	178	204.5	252.4	239.5	232.0	224.0	262.5	228.2	230.7	233.8	205.2	208.4	231.2
Italy	136	1,134.0	1,076.0	1,023.3	956.5	1,070.8	1,045.0	1,457.7	1,670.7	1,612.4	1,370.1	1,530.4	1,664.8
Latvia	941	140.4	174.9	249.0	144.5	80.8	73.7	30.0	13.8	193.6	4.1	4.0	6.5
Lithuania	946	166.7	117.1	59.5	41.5	26.4	48.4	50.7	17.3	21.6	8.6	7.9	13.5
Luxembourg	137	1.5	1.7	1.3	0.9	0.6	0.3	12.9	9.6	12.5	10.3	9.0	13.4
Malta	181	1.8	0.7	7.4	7.5	1.1	165.7	7.4	4.4	2.4	2.2	2.6	2.0
Netherlands	138	2,158.7	1,858.5	1,558.2	1,212.6	1,185.1	1,363.3	1,130.0	1,075.3	837.4	452.1	354.8	459.0
Portugal	182	70.6	56.1	55.1	46.2	135.8	92.1	94.9	228.4	101.5	174.4	84.6	134.1
Slovak Republic	936	2.4	1.4	3.5	4.4	24.8	28.0	59.4	72.6	48.0	46.0	74.7	74.0
Slovenia	961	4.0	2.2	2.9	17.0	3.2	4.9	17.5	22.6	24.2	16.4	20.4	25.0
Spain	184	2,415.6	1,532.3	1,676.6	1,361.6	1,727.9	1,551.2	1,321.2	1,373.7	1,126.8	957.0	1,016.8	1,534.9
Australia	193	566.8	732.5	708.2	609.4	548.4	603.7	282.1	206.1	158.9	268.0	201.5	286.9
Canada	156	2,127.0	1,696.2	1,616.8	1,294.9	1,215.0	1,300.0	511.4	490.5	530.1	461.8	494.8	644.2
China,P.R.: Hong Kong	532	313.6	327.4	329.9	213.7	240.7	268.1	31.8	28.6	107.2	33.4	15.3	14.5
China,P.R.: Macao	546	0.0	0.0	0.1	0.0	0.1	0.1	0.4	0.3	0.3	0.2
Czech Republic	935	39.6	15.6	48.8	67.3	82.3	54.9	156.9	164.9	152.8	157.6	161.7	183.5
Denmark	128	409.3	274.9	306.9	281.6	245.7	224.0	150.2	161.4	169.6	171.5	171.6	197.8
Iceland	176	29.4	2.0	1.5	1.5	1.8	2.0	0.5	0.5	0.8	1.2	1.0	0.9
Israel	436	222.3	192.6	180.0	182.6	215.2	187.5	132.0	148.8	114.9	120.8	132.9	146.2
Japan	158	1,172.0	1,376.7	744.0	573.1	693.6	636.6	1,509.0	1,522.2	1,350.5	1,223.2	988.4	1,095.7
Korea, Republic of	542	1,354.9	994.5	483.7	583.4	986.9	546.7	1,140.1	1,243.4	907.6	1,069.6	919.9	837.0
New Zealand	196	116.8	123.5	138.9	117.2	111.6	140.1	21.4	16.5	21.3	21.4	21.6	16.9
Norway	142	34.3	18.9	15.1	16.8	13.7	17.0	180.9	90.3	161.1	312.4	80.2	41.7
San Marino	135	0.1	0.2
Singapore	576	63.8	109.6	130.2	144.1	47.6	40.1	147.9	123.3	200.6	114.2	95.9	125.0
Sweden	144	69.2	68.1	58.6	56.1	69.7	48.1	287.1	310.9	292.4	239.3	312.5	451.5
Switzerland	146	652.3	566.9	548.6	1,257.9	1,103.7	1,226.8	553.4	513.2	548.5	688.7	508.7	592.8
Taiwan Prov.of China	528	304.2	380.8	144.4	81.6	85.1	98.0	510.9	545.9	461.4	481.1	435.0	446.6
United Kingdom	112	800.2	634.8	1,127.3	722.1	685.8	808.5	615.9	584.0	535.7	558.5	493.8	498.7
United States	111	3,968.6	3,885.5	3,891.3	3,432.3	4,394.5	4,604.8	8,490.2	8,117.8	9,063.3	7,700.5	7,323.9	7,635.6
Emerg. & Dev. Economies	200	55,226.6	53,156.7	47,921.0	39,571.0	39,091.4	39,524.9	42,091.8	47,115.2	39,582.5	37,045.5	38,183.1	44,095.0
Emerg. & Dev. Asia	505	10,868.0	11,793.3	11,642.8	11,909.4	12,258.2	11,931.4	12,562.4	14,310.7	13,070.3	14,408.7	14,570.7	16,147.6
Bangladesh	513	361.4	303.4	359.0	277.3	586.8	557.2	8.8	9.3	8.5	10.4	15.8	17.4
Brunei Darussalam	516	0.1	3.0	5.7	11.9	6.8	9.3	0.0	0.0	0.0	0.0
Cambodia	522	14.1	16.3	14.7	9.9	16.8	15.2	12.2	15.4	7.2	13.0	14.7	16.8
China,P.R.: Mainland	924	5,001.5	5,496.7	4,443.8	5,173.8	4,117.2	4,321.2	9,954.3	11,362.3	10,583.5	11,742.5	11,472.7	12,500.5
Fiji	819	0.8	0.7	0.4	0.4	0.3	0.3	0.1	0.0	0.0	0.0	0.0	0.0
India	534	1,184.9	1,090.7	1,812.0	2,003.2	2,217.7	2,097.5	655.9	778.9	686.4	724.3	745.7	847.4
Indonesia	536	1,549.0	1,461.6	1,230.4	1,079.3	1,163.5	1,043.7	345.3	384.6	292.5	314.3	292.6	351.6
Lao People's Dem.Rep	544	0.0	0.0	0.2	0.1	0.3	0.1	0.0	0.0	0.0	0.2	0.3
Malaysia	548	989.7	944.5	939.9	839.4	893.0	864.8	449.7	492.4	395.6	354.4	306.9	322.6
Maldives	556	0.2	0.8	0.2	0.7	0.6	0.5	0.0	0.0	0.0
Marshall Islands	867	0.1	0.0	0.0
Mongolia	948	2.0	0.4	1.0	1.2	1.1	1.9	0.0	0.0	0.0	0.0
Myanmar	518	0.8	2.6	5.1	15.7	8.3	5.0	7.6	8.2	6.0	7.5	10.7	6.6
Nepal	558	0.2	2.2	4.4	6.8	6.0	4.7	0.4	0.2	0.3	0.1	0.4	0.6
Papua New Guinea	853	0.1	0.1	0.0	0.0	0.0	0.4	0.0	0.0	0.0	0.0	0.0	0.1
Philippines	566	280.7	418.6	663.4	283.5	346.2	244.3	88.4	105.2	91.6	92.8	112.6	137.9

Argentina (213)

In Millions of U.S. Dollars

		Exports (FOB)						Imports (CIF)					
		2012	2013	2014	2015	2016	2017	2012	2013	2014	2015	2016	2017
Solomon Islands	813	0.1	0.1	0.0	0.1	0.1	0.2	0.0
Sri Lanka	524	3.9	2.7	1.9	2.9	4.8	6.6	9.3	6.5	7.0	7.3	10.7	12.1
Thailand	578	678.2	877.3	618.3	397.4	596.3	517.8	872.0	946.9	796.1	813.5	1,157.1	1,290.6
Vanuatu	846	0.1	0.0	0.0	0.0
Vietnam	582	793.3	1,166.4	1,538.0	1,801.4	2,289.9	2,238.2	156.3	200.7	195.6	328.5	430.7	642.9
Asia n.s.	598	7.0	5.1	4.8	4.5	2.6	2.4	2.1	0.0	0.0	0.0
Europe	170	1,951.8	2,288.8	2,297.3	1,810.2	1,941.6	2,063.3	1,898.8	2,594.4	1,840.8	1,331.3	1,129.6	1,308.8
Emerg. & Dev. Europe	903	1,071.5	1,377.7	1,488.4	1,212.7	1,384.3	1,392.6	682.5	837.4	634.7	605.3	720.4	933.1
Albania	914	1.2	6.9	2.4	4.7	4.3	5.5	0.5	0.2	0.3	0.2	0.0	0.5
Bosnia and Herzegovina	963	4.2	4.3	3.8	4.0	3.3	3.0	1.0	1.6	0.6	0.5	0.7	0.8
Bulgaria	918	100.5	152.6	106.0	89.1	110.6	118.9	9.8	18.0	10.0	11.3	18.3	38.5
Croatia	960	37.6	23.0	120.7	129.7	75.5	61.4	2.5	3.5	3.1	3.5	3.3	4.2
Hungary	944	9.7	11.8	8.8	9.6	10.2	10.5	129.7	149.1	99.3	149.6	261.5	314.5
Macedonia, FYR	962	4.6	4.3	5.0	5.6	6.7	5.1	2.4	7.9	0.2	0.2
Montenegro	943	1.4	1.1	1.2	1.6	1.3	1.2	0.0	0.0	0.0	0.0	0.0	0.0
Poland	964	544.1	601.0	724.1	562.0	637.3	594.0	174.2	222.6	187.1	182.4	168.4	266.5
Romania	968	62.9	121.6	134.1	68.4	63.2	86.2	58.0	57.8	71.4	67.6	70.7	82.7
Serbia, Republic of	942	7.6	5.8	6.6	8.8	12.7	8.0	1.1	1.0	15.5	4.0	5.3	8.2
Turkey	186	297.8	445.5	375.7	334.8	460.2	497.1	300.6	381.4	239.5	186.3	191.9	217.3
CIS	901	880.3	911.2	808.9	587.4	557.3	670.7	1,216.2	1,756.9	1,205.9	725.7	408.8	374.5
Armenia	911	5.8	5.8	3.7	7.5	3.1	5.5	0.5	0.0	0.0	0.0	0.0	0.1
Azerbaijan, Rep. of	912	6.6	5.4	5.9	3.7	1.6	1.6	0.0	0.1	0.0	0.0	0.0	0.0
Belarus	913	6.7	8.5	9.3	5.4	34.8	85.4	69.9	7.5	11.2	9.1	9.8	13.4
Georgia	915	15.1	32.9	10.8	4.7	2.6	4.2	0.2	0.4	0.4	0.3	0.3	0.1
Kazakhstan	916	35.2	45.9	16.0	13.5	7.3	9.1	0.4	4.5	15.6	7.1	2.8	3.2
Kyrgyz Republic	917	0.2	0.3	0.4	0.3	0.1	0.1	0.0	0.0	0.0	0.0	0.0	0.0
Moldova	921	4.4	2.8	3.0	3.3	3.8	3.2	0.0	0.0	0.0	0.0	0.0	0.1
Russian Federation	922	711.5	715.9	722.9	472.8	454.4	515.7	1,124.1	1,724.5	1,166.4	678.7	381.7	338.5
Tajikistan	923	0.0	0.0	0.4	0.0	0.0	0.0	0.0	0.0
Turkmenistan	925	8.7	0.2	0.1	0.1	0.4	0.1	0.0	0.0	0.0	0.0	0.0
Ukraine	926	80.0	74.4	34.6	29.2	45.1	45.6	20.6	19.0	10.3	28.2	11.6	18.9
Uzbekistan	927	6.0	19.3	1.8	47.0	3.9	0.2	0.6	0.9	2.0	2.4	2.6	0.2
Europe n.s.	884	10.1	0.1	0.1	0.0	0.1	0.2	0.3	0.4	1.1
Mid East, N Africa, Pak	440	6,404.5	7,160.1	6,776.9	5,163.7	5,678.5	5,799.1	822.9	1,397.4	1,086.8	518.0	876.0	896.0
Afghanistan, I.R. of	512	1.3	0.2	1.2	0.2	1.6	1.7	0.0	0.4	0.0	0.0	0.0	0.0
Algeria	612	1,467.3	1,545.2	1,596.7	1,148.0	1,084.1	1,399.3	0.0	0.0	55.5	0.0	17.4	17.1
Bahrain, Kingdom of	419	19.3	4.7	4.2	2.8	3.8	5.2	5.0	6.8	1.0	0.3	6.3	7.1
Djibouti	611	38.3	1.0	0.2	0.2	0.3	0.6	0.0	0.1	0.0
Egypt	469	1,001.4	1,253.2	1,050.8	1,071.9	1,525.6	1,251.1	49.7	116.7	9.7	6.6	26.6	39.7
Iran, I.R. of	429	973.4	1,090.8	905.9	721.1	455.4	460.1	1.4	0.1	6.1	0.8	4.3	4.3
Iraq	433	103.2	109.1	145.1	88.3	164.3	197.4	0.0	0.0	0.0	0.0	0.0	0.0
Jordan	439	207.8	244.1	274.6	213.4	184.3	249.0	0.9	1.8	2.6	0.3	1.2	2.3
Kuwait	443	30.7	53.5	51.8	33.9	21.4	43.4	30.7	0.0	8.1	1.8	0.0	19.2
Lebanon	446	81.6	103.1	127.8	94.4	81.4	99.6	0.5	2.7	0.4	0.2	3.8	0.3
Libya	672	94.8	128.6	175.2	71.1	55.6	32.3	0.0	11.7	4.1	5.0
Mauritania	682	37.6	5.9	4.1	0.7	6.8	1.0	0.0	0.0	0.0	0.0
Morocco	686	509.7	470.4	536.5	331.9	449.8	512.1	111.5	44.8	49.3	33.7	84.4	130.9
Oman	449	36.4	34.1	28.6	29.2	46.4	74.8	0.7	1.4	3.9	22.3	32.9	31.8
Pakistan	564	65.4	134.9	281.1	397.9	253.2	162.8	52.5	61.9	55.1	55.8	54.2	47.4
Qatar	453	8.5	5.1	12.2	11.5	8.3	16.7	448.6	1,060.5	782.1	172.6	364.5	437.2
Saudi Arabia	456	785.5	1,151.2	797.0	421.4	751.3	686.9	75.3	19.7	62.6	176.5	237.1	94.2
Somalia	726	0.0	0.2	0.9	0.5	0.3	0.0	0.4	0.0	0.0	0.0	0.0
Sudan	732	20.8	6.9	6.4	4.9	20.7	24.1	0.1	0.2	0.5	0.4	0.4	0.5
Syrian Arab Republic	463	213.0	151.2	202.6	144.3	56.9	63.4	2.9	0.1	0.1	0.0	0.0	0.0
Tunisia	744	175.7	202.8	166.2	70.1	129.1	133.6	10.0	18.5	17.5	6.7	7.6	8.4
United Arab Emirates	466	297.0	256.1	198.9	173.7	212.8	204.4	33.0	49.5	32.2	40.1	31.2	50.5
West Bank and Gaza	487	3.3	3.4	2.5	2.5	0.0
Yemen, Republic of	474	232.5	204.4	207.2	129.5	165.0	179.4	0.0	0.0	0.1	0.0	0.0
Sub-Saharan Africa	603	2,174.1	1,344.5	1,163.6	1,253.7	1,271.2	1,212.0	316.2	525.8	845.7	1,150.2	716.1	861.0
Angola	614	197.0	127.0	124.7	59.2	33.9	38.5	0.0	0.0	0.0	0.0	0.1	6.8

Argentina (213)

In Millions of U.S. Dollars

		Exports (FOB)						Imports (CIF)					
		2012	2013	2014	2015	2016	2017	2012	2013	2014	2015	2016	2017
Benin	638	13.8	3.3	8.6	5.2	3.1	2.5	0.0	0.0
Botswana	616	0.2	0.1	0.2	0.0	0.0	0.0	0.0	0.0	0.0
Burkina Faso	748	1.3	0.8	0.5	1.2	2.2	2.4	0.0	0.0	0.0	0.0
Burundi	618	0.0	0.0	0.4	2.8	0.0	0.0	0.0	0.0
Cabo Verde	624	5.0	3.5	2.5	4.2	3.2	5.0	0.0	0.0
Cameroon	622	37.4	47.8	35.0	33.2	24.0	39.8	0.1	0.3	0.3	0.4	0.3	0.3
Central African Rep.	626	0.2	0.5	1.0	0.7	0.0
Chad	628	1.0	1.0	0.6	0.1	0.0	0.1	0.1	0.1	0.0	0.0
Comoros	632	1.7	2.1	5.4	3.6	2.5	2.2	0.0	0.0	0.0	0.0	0.0	0.1
Congo, Dem. Rep. of	636	40.1	22.3	19.7	14.1	17.1	0.1	0.0	0.0	0.0	0.0
Congo, Republic of	634	48.2	40.9	42.0	43.2	14.9	15.3	0.1	0.0	0.1	0.1	0.0	0.0
Côte d'Ivoire	662	25.9	7.3	36.2	32.9	23.4	35.3	2.0	1.7	1.5	1.8	3.0	14.5
Equatorial Guinea	642	29.4	23.3	24.1	23.3	2.7	2.2	0.3	0.0	71.3	112.9	147.6
Eritrea	643	0.3	0.6	0.6	0.0	0.1	0.0	0.0
Eswatini, Kingdom of	734	0.1	0.0	0.1	0.1	0.0	0.0	0.0	0.0	0.0
Estonia	939	9.1	9.4	5.7	5.9	3.4	1.6	3.2	4.1	18.5	66.0	27.5	9.2
Ethiopia	644	1.1	1.7	1.7	1.1	2.0	1.9	0.3	0.1	0.2	0.0	0.0	0.1
Gabon	646	9.2	16.4	8.7	8.9	5.1	6.9	1.6	1.7	2.6	1.2	1.1	1.1
Gambia, The	648	0.4	0.7	0.4	0.1	2.7	2.1	0.0	0.0	0.0	0.0	0.0
Ghana	652	32.6	47.5	20.2	27.9	39.3	46.8	0.0	0.1	0.1	0.0	0.1	0.2
Guinea	656	2.0	0.7	0.4	0.2	0.7	0.6	0.0	0.0	0.0	0.0	0.0	15.2
Guinea-Bissau	654	0.0	0.2	0.4
Kenya	664	109.2	10.6	8.0	15.1	24.7	80.6	0.1	0.3	0.0	0.1	0.2	0.1
Lesotho	666	1.5	0.3	0.0	0.0	0.0	0.0
Liberia	668	4.0	3.4	1.7	1.1	1.4	1.2	0.0	0.0
Madagascar	674	4.5	11.8	14.0	14.0	14.0	20.3	0.6	0.7	0.5	0.7	1.3	0.9
Malawi	676	1.4	1.1	0.9	5.2	5.5	6.4	4.5	3.8	0.7	0.6	0.1
Mali	678	3.8	4.5	3.7	1.9	3.5	12.2	0.0	0.0	0.0
Mauritius	684	74.1	55.4	52.7	43.3	52.1	51.3	0.1	0.2	0.3	0.3	0.5	0.6
Mozambique	688	72.8	42.0	46.0	66.9	84.0	70.0	3.6	2.9	6.1	5.0	11.1	2.9
Namibia	728	12.5	3.8	4.7	1.8	5.2	3.4	0.0	8.2	6.1	0.0	0.1	0.0
Niger	692	13.3	10.6	20.0	11.3	5.1	4.3	0.0	0.0	0.0	0.0	0.0
Nigeria	694	150.8	106.4	67.4	88.8	71.1	76.5	57.1	258.9	597.8	886.9	396.1	459.5
Rwanda	714	4.2	0.1	0.2	0.2	1.5	7.2	0.0	0.0	0.0
Senegal	722	117.3	54.0	83.4	66.7	64.3	86.9	0.2	0.1	0.1	0.0	0.1	10.8
Seychelles	718	0.4	0.5	0.3	0.4	0.3	0.1	0.1	0.1	0.0	0.0	0.1
Sierra Leone	724	2.7	3.2	6.7	1.5	1.0	0.5	0.0	0.7	0.3	0.2	0.1
South Africa	199	1,028.5	672.4	511.1	677.5	736.2	517.1	242.2	242.7	222.7	179.1	186.9	198.8
Tanzania	738	92.8	10.0	9.1	5.2	13.6	22.0	0.0	0.2	2.2	1.6	1.1	0.3
Togo	742	4.6	1.6	0.5	0.3	0.3	0.3	0.0	0.0	0.0	0.0	0.0
Uganda	746	17.1	2.8	0.2	2.4	10.2	29.4	0.0	0.0	0.0	0.0	0.0
Zambia	754	2.1	0.3	0.2	0.4	0.6	0.3	0.0	0.0	0.0	0.0	0.1
Zimbabwe	698	9.4	1.5	0.5	0.3	0.1	0.0	1.2	2.2	0.5	0.9	0.4	0.8
Africa n.s.	799	2.1	1.2	0.5	9.4
Western Hemisphere	205	33,828.3	30,569.9	26,040.4	19,434.0	17,942.0	18,519.2	26,491.4	28,286.9	22,738.8	19,637.4	20,890.6	24,881.6
Antigua and Barbuda	311	0.6	0.5	0.5	0.4	0.3	0.2	0.0	0.0	0.0	0.0	0.0
Aruba	314	3.6	2.9	1.4	1.4	2.0	3.4	0.0	0.0
Bahamas, The	313	45.9	13.2	180.0	1.4	48.1	12.2	5.5	24.2	4.0	3.1	3.9	5.6
Barbados	316	1.9	1.3	1.5	0.9	0.7	0.7	0.0	0.0	0.1	0.0	0.0
Belize	339	0.3	0.8	0.8	0.5	0.6	0.7	0.0	0.0	0.0	0.0
Bolivia	218	819.6	768.0	743.4	621.6	562.1	610.1	1,430.5	1,760.8	2,158.0	1,480.3	951.5	1,237.5
Brazil	223	16,332.3	15,827.8	13,848.0	10,099.6	9,151.8	9,378.2	17,908.8	19,288.1	14,385.5	13,100.0	15,035.9	18,111.3
Chile	228	4,994.0	3,758.7	2,803.8	2,403.3	2,352.1	2,571.5	1,011.1	971.7	835.3	717.3	770.3	869.8
Colombia	233	2,058.3	1,528.9	855.2	393.9	555.9	536.2	355.6	435.8	233.6	231.4	214.8	239.5
Costa Rica	238	99.7	105.7	51.1	47.5	55.5	113.5	51.4	53.4	39.4	26.9	14.9	18.2
Dominica	321	0.6	0.9	0.2	0.2	0.2	0.1	0.0	0.0	0.1	0.0	0.0	0.0
Dominican Republic	243	244.2	259.2	118.9	112.8	134.0	108.3	3.8	2.7	3.6	3.2	3.4	4.1
Ecuador	248	414.4	337.1	399.1	212.8	275.3	370.9	238.5	277.3	261.1	271.6	289.9	322.0
El Salvador	253	30.5	31.5	15.4	10.2	18.5	31.5	0.3	0.6	0.5	0.5	0.6	0.7
Grenada	328	0.4	0.3	0.3	0.4	0.4	0.4	0.2	0.3	0.7

Argentina (213)

In Millions of U.S. Dollars

		Exports (FOB)						Imports (CIF)					
		2012	2013	2014	2015	2016	2017	2012	2013	2014	2015	2016	2017
Guatemala	258	133.6	150.4	55.4	68.1	101.9	148.8	4.0	4.0	3.9	3.0	2.6	2.3
Guyana	336	2.9	1.0	2.4	2.2	2.8	3.6	0.0	0.0	0.0	0.1	0.0
Haiti	263	26.3	18.0	10.7	3.9	8.3	15.1	0.1	0.1	0.1	0.1	0.1	0.2
Honduras	268	33.3	30.4	34.4	13.7	31.3	72.1	0.3	8.7	12.4	14.1	12.0	11.5
Jamaica	343	10.6	15.4	4.2	4.4	4.5	5.6	0.0	0.0	0.0	0.0	0.1	0.1
Mexico	273	871.1	935.1	904.3	820.3	713.7	637.2	2,252.0	2,163.4	1,624.9	1,822.2	1,848.7	2,080.7
Netherlands Antilles	353	19.5	51.9	3.0	1.5
Nicaragua	278	25.9	37.6	31.1	23.5	51.4	76.0	0.2	0.4	0.4	0.2	0.4	0.3
Panama	283	189.5	111.7	100.9	68.3	103.5	130.0	0.2	2.1	9.4	0.2	1.5	0.1
Paraguay	288	1,340.5	1,263.4	1,201.5	1,055.1	1,028.3	1,132.2	460.0	538.7	491.9	407.7	748.7	1,104.4
Peru	293	1,834.7	1,409.2	1,115.2	721.0	894.0	1,066.8	161.6	134.1	129.0	127.7	134.0	156.7
St. Kitts and Nevis	361	0.2	5.1	0.0	0.0	0.1	0.1	0.0	0.1	0.0	0.0	0.0
St. Lucia	362	121.1	0.7	0.7	0.4	8.9	8.5	0.0	0.0	0.0
St. Vincent & Grens.	364	0.4	0.3	0.5	0.1	0.1	0.2	0.0
Suriname	366	10.0	9.8	7.6	5.8	3.6	4.9	5.6	0.0	0.0	0.0
Trinidad and Tobago	369	20.7	14.9	12.9	11.5	12.1	11.6	1,905.2	1,861.3	1,843.1	967.4	277.1	164.7
Uruguay	298	1,972.9	1,819.9	1,572.7	1,240.9	1,158.6	1,172.3	671.8	705.2	692.6	453.7	518.2	534.0
Venezuela, Rep. Bol.	299	2,186.2	2,108.4	1,964.1	1,370.0	641.8	244.4	25.0	54.1	10.0	6.6	58.6	15.9
Western Hem. n.s.	399	2.1	1.8	2.1	118.1
Other Countries n.i.e	910	105.3	293.4	272.7	276.2	292.3	198.3	10.9	11.3	17.2	22.1	11.8	6.0
Cuba	928	105.3	293.4	272.7	276.2	292.3	198.3	10.9	11.3	17.2	22.1	11.8	6.0
Special Categories	899	7.0	0.3	2.2	0.6	0.1	0.1	47.1	34.8	25.8
Countries & Areas n.s.	898	1,721.0	1,712.6	1,527.8	935.4	733.5	847.3	795.7	634.2	708.9	555.8	445.9	555.5
Memorandum Items													
Africa	605	4,423.6	3,576.8	3,473.8	2,810.4	2,962.5	3,283.0	437.9	589.8	968.5	1,191.0	825.9	1,017.9
Middle East	405	4,088.3	4,792.7	4,184.4	3,209.0	3,732.3	3,563.6	648.8	1,271.0	908.8	421.4	711.9	691.6
European Union	998	11,349.5	9,631.8	9,856.3	8,239.1	8,764.2	8,740.5	12,276.4	13,599.3	11,643.5	10,042.3	10,179.2	11,628.4
Export earnings: fuel	080	10,745.5	10,425.5	9,115.5	6,165.7	5,613.9	5,748.4	5,733.2	7,529.0	7,240.1	5,016.9	3,384.3	3,602.6
Export earnings: nonfuel	092	67,835.2	63,866.6	58,303.3	50,506.6	52,028.5	52,363.2	62,626.5	66,462.2	57,993.8	54,731.0	56,132.9	63,860.6

Armenia, Republic of (911)

In Millions of U.S. Dollars

		Exports (FOB)						Imports (CIF)					
		2012	2013	2014	2015	2016	2017	2012	2013	2014	2015	2016	2017
IFS World		1,428.1	1,478.7	1,519.3	1,485.3	1,791.7	4,266.8	4,385.9	4,401.6	3,239.2	3,273.5
World	001	1,428.1	1,480.3	1,518.9	1,486.7	1,797.4	2,242.9	4,264.9	4,476.4	4,401.2	3,253.5	3,225.9	4,182.4
Advanced Economies	110	694.5	585.4	551.7	531.6	611.9	693.2	1,390.7	1,504.3	1,549.5	992.2	830.0	1,276.4
Euro Area	163	417.3	329.7	344.9	304.1	276.0	324.1	795.1	816.2	897.2	609.7	555.5	718.8
Austria	122	1.9	1.2	1.4	2.0	1.3	1.9	39.8	57.4	72.1	16.3	18.0	21.5
Belgium	124	127.2	131.1	62.4	47.6	41.3	45.7	73.8	73.4	89.2	49.5	57.0	44.0
Cyprus	423	8.2	0.0	0.2	0.0	0.0	0.1	2.3	1.6	1.8	1.2	2.5	1.6
Estonia	939	0.1	0.1	0.2	0.2	0.6	0.7	8.8	1.9	1.2	1.7	10.0	14.1
Finland	172	0.0	0.1	0.5	0.0	0.1	1.8	19.7	23.7	28.5	15.8	18.9	24.4
France	132	4.4	6.6	5.1	6.1	4.1	4.5	67.6	64.3	79.8	65.1	52.5	77.7
Germany	134	153.1	85.6	158.5	145.1	135.1	132.5	265.2	280.6	283.5	201.9	160.4	206.5
Greece	174	0.1	0.1	0.1	0.5	0.5	0.2	28.9	22.1	15.5	16.7	21.3	49.7
Ireland	178	0.0	0.0	0.1	0.0	0.0	0.0	6.6	6.6	9.1	7.3	9.2	10.1
Italy	136	7.7	23.2	34.6	49.1	31.5	37.4	169.0	164.6	180.0	148.5	127.4	163.3
Latvia	941	2.2	2.6	3.8	1.8	1.7	3.0	1.9	1.8	3.7	3.9	1.6	2.7
Lithuania	946	1.9	1.5	2.8	2.2	2.5	2.0	1.9	1.9	3.7	4.0	4.8	5.4
Luxembourg	137	0.0	0.5	0.4	0.1	1.1	1.3	0.6	0.5	1.0	0.5	0.8	0.8
Malta	181	0.0	0.0	0.0	0.0	0.0	0.0	0.1	0.1	0.2	0.2
Netherlands	138	79.7	66.4	74.3	47.3	55.5	90.8	37.8	36.2	48.9	29.3	28.0	36.4
Portugal	182	0.0	0.5	0.1	0.0	0.0	0.4	6.1	9.1	8.4	8.3	5.9	6.6
Slovak Republic	936	0.2	0.0	0.0	0.0	0.2	0.1	8.1	8.9	9.5	6.4	4.4	9.1
Slovenia	961	0.5	0.3	0.1	0.1	0.0	0.0	8.4	8.3	10.7	6.5	6.9	8.4
Spain	184	30.1	9.7	0.5	1.7	0.1	1.7	48.5	53.3	50.5	26.7	25.8	36.3
Australia	193	0.2	0.1	0.2	0.1	0.2	0.1	4.6	6.3	9.0	4.0	2.6	4.3
Canada	156	85.1	87.4	93.3	112.2	133.1	13.2	18.6	28.4	23.0	14.3	11.9	76.7
China,P.R.: Hong Kong	532	1.4	0.7	1.0	5.2	57.6	0.9	3.2	2.2	1.7	1.1	2.8	6.4
Czech Republic	935	1.5	8.4	1.4	1.7	2.3	2.6	20.4	21.2	19.8	19.9	15.1	27.0
Denmark	128	0.0	0.0	0.0	0.2	0.3	0.8	6.4	5.6	6.2	7.9	5.2	5.8
Iceland	176	0.1	0.2	0.1	0.1	0.2	0.5
Israel	436	2.6	1.9	3.6	4.8	3.8	3.7	57.9	53.9	35.9	7.8	4.7	7.4
Japan	158	0.2	0.1	0.1	3.5	0.4	0.5	98.8	96.3	113.9	57.5	32.4	81.1
Korea, Republic of	542	0.6	0.9	0.8	0.5	0.8	1.8	50.5	53.8	41.0	32.4	16.7	22.7
New Zealand	196	0.0	0.0	0.0	0.0	0.0	0.0	16.6	17.6	18.3	11.9	12.8	13.5
Norway	142	0.0	0.0	0.0	0.0	0.0	0.0	1.5	1.8	1.5	1.7	1.8	2.1
Singapore	576	14.5	1.5	2.8	1.7	1.5	1.7	4.6	3.6	4.0	2.2	1.1	3.1
Sweden	144	9.2	0.6	0.7	0.5	0.1	0.8	29.4	23.3	25.5	23.8	14.0	29.2
Switzerland	146	71.4	24.7	14.0	40.8	95.0	269.4	87.1	172.4	146.1	51.6	37.6	97.5
Taiwan Prov. of China	528	0.0	37.2	0.1	0.0	0.0	0.0	11.1	14.3	16.9	11.1	8.6	7.4
United Kingdom	112	3.0	3.0	1.2	1.6	1.6	5.2	40.7	49.4	55.9	26.6	28.0	36.4
United States	111	87.5	89.0	87.5	54.6	39.2	68.5	144.0	137.9	133.7	108.5	79.1	136.3
Emerg. & Dev. Economies	200	714.3	878.5	949.2	943.6	1,173.9	1,531.1	2,870.7	2,970.1	2,844.5	2,243.6	2,374.8	2,879.0
Emerg. & Dev. Asia	505	35.9	71.9	193.8	170.4	103.9	136.0	560.6	547.3	593.8	447.1	536.8	656.5
Bangladesh	513	0.0	2.1	5.7	6.5	7.8	11.8	15.0
Cambodia	522	0.6	1.3	1.6	2.0	1.9	2.6
China,P.R.: Mainland	924	31.3	68.8	171.0	165.3	99.7	123.8	400.5	386.5	417.5	316.0	363.5	480.7
India	534	1.5	0.2	0.2	0.4	1.4	3.3	69.6	67.4	63.5	52.3	69.4	50.9
Indonesia	536	0.0	28.0	29.1	26.6	25.8	23.9	29.6
Malaysia	548	0.0	0.1	0.0	3.1	0.1	0.1	16.4	16.7	13.6	12.3	13.1	13.8
Mongolia	948	0.1	0.0	0.1	0.1	0.0	0.1	0.0
Myanmar	518	0.0	0.0	0.0	0.5	0.2	0.1	0.1	0.2	0.4
Nepal	558	0.0	0.0	0.0	0.1	0.0	0.0	0.0	0.0
Papua New Guinea	853	0.1	0.0	0.1
Philippines	566	0.0	0.1	0.0	0.1	0.0	0.0	2.3	1.9	2.0	1.8	1.4	2.0
Sri Lanka	524	0.0	0.0	2.9	2.5	2.8	1.9	1.8	1.8
Thailand	578	3.0	2.7	22.4	1.3	2.6	8.6	20.7	21.5	39.6	12.3	15.2	24.3
Vietnam	582	0.0	0.0	0.1	0.1	0.0	0.2	16.9	14.5	19.9	14.8	24.3	35.1
Asia n.s.	598	10.3
Europe	170	537.0	637.8	542.7	514.6	756.9	1,031.7	1,837.6	1,912.7	1,773.9	1,408.7	1,483.3	1,785.8
Emerg. & Dev. Europe	903	133.3	162.2	104.3	134.8	204.8	300.9	452.4	461.5	367.6	231.8	265.3	347.1
Albania	914	0.0	0.0	0.0	0.1	0.2	0.1	0.2	0.2	0.4

Armenia, Republic of (911)

In Millions of U.S. Dollars

		Exports (FOB)						Imports (CIF)					
		2012	2013	2014	2015	2016	2017	2012	2013	2014	2015	2016	2017
Bosnia and Herzegovina	963	0.0	0.1	0.2	0.1	0.1	0.2	0.3
Bulgaria	918	129.3	152.2	85.6	78.9	163.4	286.2	86.5	68.3	25.5	26.0	32.0	40.4
Croatia	960	0.9	0.1	0.1	0.1	0.2	0.1	2.8	2.7	1.4	2.1	1.4	0.9
Faroe Islands	816	0.1	0.1
Hungary	944	0.9	1.2	0.4	0.8	0.8	1.7	17.6	15.3	18.5	12.3	10.8	13.0
Macedonia, FYR	962	0.0	0.0	0.0	0.0	0.4	0.3	0.5	0.4	0.3	0.4
Poland	964	0.6	1.1	3.7	14.6	17.3	8.1	41.8	43.2	47.3	34.0	36.7	50.5
Romania	968	0.6	0.1	0.1	38.4	22.6	3.5	88.1	118.1	39.5	17.6	12.5	9.4
Serbia, Republic of	942	0.1	5.9	13.0	0.6	0.0	0.2	1.4	2.5	2.4	2.1	2.2	2.4
Turkey	186	0.9	1.6	1.5	1.5	0.5	1.0	213.6	210.9	232.4	137.0	169.0	229.3
CIS	901	403.7	475.7	438.4	379.7	552.0	730.8	1,385.3	1,451.2	1,406.3	1,176.9	1,217.9	1,438.6
Azerbaijan, Rep. of	912	0.0	2.4	0.0	0.0	2.2
Belarus	913	6.7	8.6	9.0	5.5	13.1	6.9	33.6	40.9	31.0	33.8	23.2	37.7
Georgia	915	81.6	86.1	84.0	116.1	141.2	155.2	49.1	65.8	72.0	66.8	95.0	93.8
Kazakhstan	916	4.0	7.3	7.0	4.9	5.3	4.9	8.9	0.7	0.6	0.3	0.7	4.1
Kyrgyz Republic	917	0.2	1.0	0.4	0.3	1.1	1.8	0.1	0.0	0.1	0.1	0.1	0.1
Moldova	921	0.7	0.4	0.5	0.6	0.4	0.7	1.4	1.3	3.6	1.1	1.0	1.4
Russian Federation	922	280.0	334.5	308.4	225.9	373.0	541.6	1,059.1	1,110.9	1,094.3	948.0	990.6	1,171.3
Tajikistan	923	0.5	1.3	0.7	0.4	0.8	1.0	0.1	0.8	0.3	0.0	0.1
Turkmenistan	925	13.8	19.0	14.9	17.3	4.8	6.1	14.2	2.7	1.2	0.5	4.7	10.2
Ukraine	926	14.5	15.2	11.0	6.2	8.2	10.5	216.0	226.6	201.9	124.7	98.9	118.6
Uzbekistan	927	1.7	2.2	2.5	2.5	1.8	2.3	2.8	1.6	1.2	1.6	1.6	1.4
Mid East, N Africa, Pak	440	124.9	158.5	203.9	251.6	310.7	362.5	323.1	316.9	327.3	265.9	247.3	296.5
Afghanistan, I.R. of	512	0.2	0.8	0.3	0.2	0.1	0.0	0.0	0.0	0.0	0.1	0.0
Algeria	612	0.2	0.1	0.0	0.2	0.3	0.1	0.0	0.0
Bahrain, Kingdom of	419	0.1	0.0	0.0	0.0	0.0	0.0	0.0	0.1	0.1	0.0
Egypt	469	0.0	0.1	0.0	0.1	0.0	0.0	5.2	5.2	6.7	8.2	7.7	5.6
Iran, I.R. of	429	97.8	95.5	84.6	78.0	69.6	84.2	219.9	198.5	206.5	198.3	164.9	179.2
Iraq	433	15.7	48.5	80.7	130.7	140.5	120.9	33.5	28.3	25.5	1.7	0.1	0.2
Jordan	439	0.2	3.4	2.0	0.0	0.0	0.1	0.8	3.5	0.1	0.2	0.1
Kuwait	443	0.3	0.3	1.4	0.2	0.5	0.2	0.2	0.4	0.0	0.0	0.0	0.0
Lebanon	446	0.6	0.3	2.1	1.6	0.2	0.2	2.7	1.8	1.4	1.2	1.0	0.8
Libya	672	0.2	0.8	0.9
Morocco	686	1.2	2.0	2.2	2.8	1.9	2.4
Oman	449	0.0	0.0	0.1	0.0	0.2	1.1	1.7	0.7	0.2	0.2
Pakistan	564	0.0	0.0	0.1	0.1	0.0	0.0	3.4	3.8	4.3	4.3	3.6	3.3
Qatar	453	0.4	0.3	0.5	0.0	0.0	1.3	0.8	0.6	0.3	0.3	0.4	0.6
Saudi Arabia	456	0.1	0.1	0.2	1.7	2.1	0.5	3.2	3.4	5.3	3.4	7.9	2.0
Sudan	732	0.2	0.1	0.0	0.0	0.0	0.0	0.0	0.0
Syrian Arab Republic	463	0.3	2.9	18.5	25.4	27.6	50.9	2.9	1.1	0.6	0.2	0.6	0.8
Tunisia	744	0.0	0.0	0.0	0.8	1.3	1.0	0.8	0.9	1.0
United Arab Emirates	466	9.4	9.4	12.1	11.1	68.8	102.8	48.8	68.3	68.0	43.6	57.8	100.0
West Bank and Gaza	487	0.0	0.1	0.2
Yemen, Republic of	474	0.0	0.0	0.0	0.0	0.1	0.3	0.0	0.0	0.0	0.0
Sub-Saharan Africa	603	0.7	0.9	0.9	0.5	0.5	0.4	14.8	67.5	26.0	25.2	30.3	35.7
Angola	614	0.0	0.0	0.0	0.0	1.4
Botswana	616	0.0	2.2	1.7	1.2
Cameroon	622	0.0	0.0	0.2	0.1	0.1	0.0	0.1
Congo, Republic of	634	0.1	0.0	0.0	0.0	0.0
Côte d'Ivoire	662	0.0	3.0	2.7	1.8	1.4	1.4	2.4
Estonia	939	0.1	0.1	0.2	0.2	0.6	0.7	8.8	1.9	1.2	1.7	10.0	14.1
Ethiopia	644	0.0	0.5	0.3	0.4	0.3	0.4	0.3
Gabon	646	0.5	0.9	0.7	0.4	0.2	0.2	0.1	0.0	0.0	0.0
Ghana	652	0.4	0.7	1.3	1.0	1.0	0.7
Guinea	656	0.1	0.0	0.1	0.0	0.0
Kenya	664	0.0	0.0	0.0	0.0	0.0	0.1	2.8	0.0	0.0	0.0	0.2
Liberia	668	0.1	0.0
Madagascar	674	0.1	0.1	0.2	0.1	0.1	0.1
Malawi	676	0.0	3.9	2.7	4.7	2.1	3.1	2.0
Mauritius	684	0.2	0.2	0.1	0.1	0.2	0.4

Armenia, Republic of (911)

In Millions of U.S. Dollars

		Exports (FOB)						Imports (CIF)					
		2012	2013	2014	2015	2016	2017	2012	2013	2014	2015	2016	2017
Namibia	728	0.0	0.1	0.0	0.0	0.6	0.3	0.1	0.0
Nigeria	694	0.0	0.0	0.0	0.4	0.7	1.3	0.7	0.6	0.7
Senegal	722	0.1	0.0	0.0	0.0	0.0	0.0
Sierra Leone	724	0.0	0.1	0.1	0.2	0.7	0.0	0.7	0.3
South Africa	199	0.1	0.0	0.0	0.1	0.0	0.0	4.5	45.4	7.6	8.1	13.0	12.2
Tanzania	738	0.0	0.0	0.0	0.0	0.0	0.0	0.0	0.0	0.7	0.0	0.2	0.4
Togo	742	0.0	0.0	0.0	0.1	0.8	0.9	0.7
Uganda	746	0.0	0.0	1.6	1.9	0.2	0.1	0.0	0.2
Zimbabwe	698	0.0	9.5	6.0	7.8	6.8	12.4
Western Hemisphere	205	15.8	9.3	7.9	6.5	1.9	0.4	134.4	125.7	123.5	96.6	77.1	104.5
Anguilla	312	0.1	0.2
Argentina	213	0.0	0.0	0.0	0.0	0.0	0.1	7.6	11.6	7.5	14.3	9.1	6.2
Belize	339	13.9	8.7	6.4	6.5	1.8	0.0	0.0
Bolivia	218	0.0	0.0	0.0	0.5	0.0	0.0
Brazil	223	0.0	0.6	0.0	0.0	0.0	0.0	93.2	87.4	91.4	61.4	48.9	73.5
Chile	228	0.2	0.0	1.0	2.0	3.0	2.5	1.0	1.5
Colombia	233	1.0	0.0	0.0	0.0	0.8	0.5	0.5	0.4	0.3	0.2
Costa Rica	238	1.5	3.4	3.1	1.5	0.8	0.6	0.8
Dominican Republic	243	0.0	0.2	0.1	0.1	0.2	0.1	0.1
Ecuador	248	0.0	15.4	8.3	9.6	8.3	8.5	9.8
El Salvador	253	0.0	0.1	0.1	0.2	0.2	0.2
Guatemala	258	0.0	0.1	0.0	0.0	0.1	0.0	0.0
Honduras	268	0.2	0.3	0.0	0.2	0.1	0.1
Mexico	273	0.0	0.0	0.0	0.0	0.1	0.2	11.1	9.6	8.1	6.8	7.6	10.6
Nicaragua	278	0.0	0.0	0.0	0.0	0.0	0.0	0.0	0.1
Panama	283	0.6	0.0	0.0	0.0	1.0	1.8	0.1	0.1	0.1	0.0
Paraguay	288	0.0	0.3	0.9	0.6	0.2	0.2
Peru	293	0.0	0.2	0.3	0.5	0.2	0.2	0.7
St. Kitts and Nevis	361	0.0	0.0	0.0	0.1	0.0
Uruguay	298	0.0	0.0	0.0	0.0	0.4	0.2	0.0	0.0	0.0	0.0
Western Hem. n.s.	399	0.0	0.0	0.0	0.0	0.0	0.3
Other Countries n.i.e	910	0.0	0.0	0.3	0.1	0.2	0.2	0.1	0.8
Cuba	928	0.0	0.0	0.2	0.1	0.2	0.1	0.1	0.2
Korea, Dem. People's Rep.	954	0.1	0.0	0.0	0.1	0.0	0.5
Countries & Areas n.s.	898	19.3	16.3	18.1	11.5	11.6	18.5	3.2	1.9	7.1	17.6	21.0	26.3
Memorandum Items													
Africa	605	0.7	0.9	0.9	0.7	0.8	0.5	17.1	71.2	29.3	28.8	33.1	39.2
Middle East	405	124.6	157.7	203.6	251.1	310.4	362.4	317.5	309.4	319.6	258.0	240.9	289.7
European Union	998	563.3	496.4	438.1	440.9	484.6	633.1	1,128.8	1,163.2	1,136.7	779.9	711.1	931.4
Export earnings: fuel	080	423.1	515.8	510.5	470.7	668.5	864.0	1,405.6	1,424.7	1,414.9	1,207.0	1,238.9	1,480.0
Export earnings: nonfuel	092	1,005.0	964.4	1,008.5	1,016.0	1,129.0	1,378.8	2,859.3	3,051.8	2,986.3	2,046.6	1,987.0	2,702.4

Aruba (314)

In Millions of U.S. Dollars

		Exports (FOB)						Imports (CIF)					
		2012	2013	2014	2015	2016	2017	2012	2013	2014	2015	2016	2017
IFS World		172.7	167.2	115.5	79.4	94.1	1,257.8	1,303.5	1,265.4	1,165.3	1,129.9
World	001	173.0	167.8	110.8	79.4	94.1	89.1	1,257.4	1,303.0	1,261.6	1,165.3	1,130.1	1,188.6
Advanced Economies	110	31.7	33.3	25.6	23.1	40.7	38.5	924.1	1,000.1	1,014.4	930.3	897.2	938.5
Euro Area	163	6.8	8.7	7.8	10.7	17.3	10.0	186.2	192.8	190.5	175.3	181.1	197.0
Austria	122	0.0	0.1	0.1	0.1	0.5	0.5	0.5	0.2	0.3	0.2
Belgium	124	0.2	0.1	0.1	0.0	0.1	0.4	1.0	0.8	1.4	2.8	1.4	1.3
Cyprus	423	0.0	0.0	0.1	0.0	0.0	0.1	0.1	0.1	0.1
Estonia	939	0.1	0.0	0.1	0.0	0.0
Finland	172	0.0	0.0	0.0	0.0	0.8	0.3	0.0	0.1	0.2	0.1
France	132	0.5	0.2	0.8	0.2	0.8	0.5	13.9	14.3	8.9	8.7	8.6	8.4
Germany	134	0.0	0.0	0.0	0.1	0.1	0.1	10.5	10.2	7.5	7.0	6.4	6.7
Greece	174	0.0	0.0	0.0	0.0	0.0	0.0	0.0	0.1	0.2	0.2	0.1	0.1
Ireland	178	0.0	0.0	0.1	0.1	0.6	0.5	0.7	0.7
Italy	136	0.1	0.2	0.0	0.1	0.0	0.0	8.1	7.2	10.8	7.2	6.3	6.6
Latvia	941	0.0	0.2	0.0	0.0	0.0
Malta	181	0.1	0.0
Netherlands	138	5.9	7.6	6.5	8.1	15.9	8.6	144.2	144.7	142.5	130.8	142.9	155.0
Portugal	182	0.0	0.0	0.0	0.0	0.1	0.4	1.2	1.6	1.9	1.0
Slovak Republic	936	0.0	0.0	0.1	0.0	0.0	0.0
Spain	184	0.1	0.5	0.4	1.9	0.2	0.1	7.0	13.9	16.8	15.9	12.1	16.9
Australia	193	0.0	0.0	0.0	0.0	0.0	1.0	0.5	0.3	0.3	0.3	0.3
Canada	156	0.2	0.0	0.5	0.1	0.0	0.0	8.1	6.8	6.8	6.6	10.5	7.4
China,P.R.: Hong Kong	532	0.0	0.1	0.1	0.0	1.0	2.0	6.1	9.8	9.1	7.5	4.4	6.3
China,P.R.: Macao	546	0.1	0.1	0.1	0.0
Czech Republic	935	0.0	0.1	0.0	0.0	0.0	0.0	0.1
Denmark	128	0.0	0.0	0.0	0.0	0.0	1.2	1.4	1.0	0.5	1.1	1.9
Iceland	176	0.0	0.0	0.0	0.8	0.0	0.0
Israel	436	0.0	0.0	0.1	0.2	0.1	1.7	0.1	0.3	0.1
Japan	158	0.0	0.0	0.0	0.0	0.0	12.6	10.4	10.0	10.1	10.2	13.0
Korea, Republic of	542	0.3	0.6	0.3	0.0	2.5	23.0	22.6	19.7	19.9	18.2	15.1
New Zealand	196	0.0	0.0	0.0	0.8	0.8	0.9	0.9	0.8	0.7
Norway	142	0.0	0.0	0.0	0.0	0.0	0.0	0.0	0.0	0.0	0.1
Singapore	576	0.2	0.5	0.0	0.1	0.1	0.6	0.2	0.3	0.3	0.2	0.5
Sweden	144	0.0	0.0	0.1	0.0	0.0	2.3	1.9	0.9	1.6	1.1	2.4
Switzerland	146	0.1	0.3	0.1	0.3	0.1	0.0	14.3	17.8	21.5	14.9	15.3	13.2
Taiwan Prov.of China	528	1.6	1.6	1.1	0.5	3.5	4.7	0.6	0.6	0.6	0.3	0.8	0.4
United Kingdom	112	0.0	0.0	0.1	0.1	0.1	0.0	68.2	88.2	40.4	46.0	26.1	23.1
United States	111	22.5	21.4	15.5	11.5	18.6	19.1	598.6	646.1	709.7	645.8	626.6	657.0
Emerg. & Dev. Economies	200	137.3	129.0	84.7	54.8	53.0	50.5	261.7	265.5	246.4	234.9	232.8	247.2
Emerg. & Dev. Asia	505	0.7	0.9	1.6	0.8	1.1	6.0	25.5	41.6	42.2	42.3	43.7	41.9
China,P.R.: Mainland	924	0.5	0.1	0.7	0.7	0.9	1.2	19.7	32.3	30.7	26.0	27.2	27.2
Guam	829	0.1	0.0	0.0	0.0
India	534	0.2	0.1	0.1	0.1	0.2	1.6	3.8	3.4	5.3	7.3	6.2
Indonesia	536	0.0	1.0	1.0	1.0	2.8	1.0	0.8
Malaysia	548	0.6	0.3	0.0	0.6	0.3	1.2	0.6	0.6	0.4
Philippines	566	0.0	0.0	0.0	0.0	0.0	0.2	0.2	0.4	0.5	0.2	0.4
Thailand	578	0.5	4.6	1.6	3.0	3.5	4.6	6.1	5.1
Vanuatu	846	0.0	0.0	0.3	0.0	0.0
Vietnam	582	0.1	0.8	0.8	2.1	2.2	1.4	1.7
Europe	170	0.0	0.0	0.0	0.0	0.0	0.3	4.4	1.6	1.1	1.3	2.7	2.6
Emerg. & Dev. Europe	903	0.0	0.0	0.0	0.0	0.3	4.0	1.6	1.0	1.2	2.6	2.5
Albania	914	0.3	0.6	0.3	0.0
Bulgaria	918	0.0	0.2	0.1	0.1	0.2	0.4
Hungary	944	0.0	0.0	0.2	0.1	0.0	0.2	0.5	0.6
Macedonia, FYR	962	0.1
Montenegro	943	0.0	0.0	0.3	0.0	0.0
Poland	964	0.0	0.0	0.0	0.2	0.2	0.1	0.1	0.5	0.4
Turkey	186	0.0	0.0	0.0	3.2	0.5	0.5	0.8	1.4	1.1
CIS	901	0.0	0.0	0.0	0.0	0.4	0.0	0.0	0.0	0.1	0.1
Georgia	915	0.0	0.3	0.0	0.0	0.0

Aruba (314)

In Millions of U.S. Dollars

		Exports (FOB)						Imports (CIF)					
		2012	2013	2014	2015	2016	2017	2012	2013	2014	2015	2016	2017
Ukraine	926	0.0	0.0	0.1	0.0	0.0	0.0	0.0	0.1
Mid East, N Africa, Pak	440	0.3	0.0	0.1	0.1	0.0	0.0	1.2	0.4	2.5	1.5	0.9	0.9
Afghanistan, I.R. of	512	0.1	0.0	0.0	0.0	0.0
Algeria	612	0.1	0.0	0.0
Bahrain, Kingdom of	419	0.0	0.1
Egypt	469	0.1	0.0	0.0	0.0	0.0	0.0	0.0	0.0
Lebanon	446	0.0	0.1	0.1	0.0	0.1	0.0	0.0
Oman	449	0.0	0.4	0.0	0.2
Pakistan	564	0.0	0.0	0.1	0.0	0.1	0.0	0.1
Qatar	453	0.0	0.0	0.0	0.0	0.0	0.0	0.1	0.0
Saudi Arabia	456	0.1	0.0	0.0	0.0	0.0	0.0	0.1	0.1	0.0	0.0	0.0
United Arab Emirates	466	0.0	0.0	0.0	0.0	0.0	1.0	0.1	0.4	0.8	0.7	0.4
Yemen, Republic of	474	1.7
Sub-Saharan Africa	603	0.8	0.8	0.1	0.1	0.1	0.1	4.4	0.6	1.4	1.0	1.1	0.7
Central African Rep.	626	0.0	0.1
Eswatini, Kingdom of	734	0.1	0.0	0.0	0.0	0.1	0.1	0.0
Estonia	939	0.1	0.0	0.1	0.0	0.0
Ethiopia	644	0.0	0.1
Liberia	668	0.1	0.0
Mauritius	684	0.1
Mozambique	688	0.1
Namibia	728	0.1	0.0	0.0	0.0
Nigeria	694	0.7	0.7	0.0	0.0
São Tomé & Príncipe	716	0.1	0.1	0.0	3.9	0.0	0.0
Seychelles	718	0.0	0.1	0.0
South Africa	199	0.0	0.0	0.0	0.0	0.0	0.0	0.2	0.3	1.0	0.8	0.9	0.6
Zimbabwe	698	0.0	0.0	0.1	0.1
Africa n.s.	799	0.0	0.0	0.1	0.0
Western Hemisphere	205	135.5	127.3	83.0	53.8	51.9	44.2	226.2	221.3	199.2	188.8	184.4	201.2
Antigua and Barbuda	311	0.0	0.0	0.0	0.0	0.0	0.0	0.0	0.0	1.8	0.0	0.1	0.2
Argentina	213	0.1	0.0	0.0	0.0	2.0	1.7	1.5	1.6	1.5	2.3
Bahamas, The	313	0.8	0.0	0.0	0.0	0.1	4.3	9.8	2.7	1.9	1.5	2.3
Barbados	316	0.0	0.0	0.0	0.0	0.0	0.0	1.7	1.7	1.9	2.0	1.6	2.0
Belize	339	0.0	0.0	0.0	0.0	0.0	0.0	0.1
Bermuda	319	0.0	0.0	0.0	0.2	0.2	0.1	0.0
Bolivia	218	0.0	0.0	0.0	0.0	0.0	0.0	0.0	0.0	0.0	0.1	0.0
Brazil	223	0.3	0.0	0.1	0.0	0.0	15.7	16.5	16.6	19.6	18.9	21.3
Chile	228	0.0	0.0	0.0	0.0	0.1	0.0	2.0	2.4	2.7	2.9	2.5	2.3
Colombia	233	68.3	61.7	35.3	22.0	22.0	17.7	21.4	22.1	30.5	25.2	27.1	27.9
Costa Rica	238	0.1	0.6	0.0	0.1	0.0	0.1	8.0	6.5	7.0	6.3	6.0	7.2
Curacao	354	23.7	12.7	8.3	7.8	20.2	19.0	15.5	15.2
Dominica	321	0.0	0.0	0.0	0.0	0.2	0.1	0.5	0.0	0.0	0.1
Dominican Republic	243	0.1	0.6	0.2	0.7	0.2	0.1	8.6	9.3	8.8	7.4	9.3	9.1
Ecuador	248	0.0	0.0	0.0	0.0	0.1	0.4	0.5	0.3	0.2	0.2	0.4
El Salvador	253	0.0	0.0	0.0	0.1	0.1	0.1	0.1	0.2	0.2
Guatemala	258	0.0	0.0	0.0	0.0	0.0	0.2	0.4	0.7	0.8	1.0	1.0
Guyana	336	0.0	0.0	0.2	0.0	0.0	0.2	0.0	0.0	0.0	0.0	0.0
Haiti	263	0.0	0.1	0.0	0.0	0.2	0.1	0.0	0.0	0.0	0.0	0.0	0.1
Honduras	268	0.0	0.0	0.0	0.0	1.2	0.6	1.6	0.9	2.7	3.3
Jamaica	343	0.0	0.4	0.0	0.0	0.0	0.0	2.6	2.4	2.2	4.0	2.6	2.0
Mexico	273	0.7	1.3	2.6	5.2	1.2	0.6	15.1	14.9	13.4	12.2	11.4	14.7
Netherlands Antilles	353	7.2	31.7	1.5	1.8	0.8	0.6	26.9	25.0	4.9	2.6	2.0	5.6
Nicaragua	278	0.0	0.0	0.0	0.0	0.2	0.0	0.2	0.2	0.2	0.0
Panama	283	5.1	6.6	1.8	3.3	3.6	3.8	36.3	38.6	42.7	45.8	35.7	33.0
Paraguay	288	0.0	0.3	0.0	0.1	0.0	47.6	33.3	9.2	5.2	6.6	10.7
Peru	293	0.0	0.0	0.0	0.0	0.0	0.0	2.8	3.1	3.6	3.7	3.8	4.3
St. Kitts and Nevis	361	0.0	0.0	0.2	0.0	0.1	0.1	0.1	0.0	0.0	0.0	0.0
St. Lucia	362	0.0	0.0	0.0	0.0	0.0	0.0	0.0	0.0	0.0	0.0	0.2
St. Vincent & Grens.	364	0.0	0.0	0.0	0.0	0.0	0.0	0.0	0.1	0.1
Suriname	366	1.6	3.0	2.3	2.3	1.1	0.5	0.9	1.0	1.3	1.8	1.4	1.7

Aruba (314)

In Millions of U.S. Dollars

		Exports (FOB)						Imports (CIF)					
		2012	2013	2014	2015	2016	2017	2012	2013	2014	2015	2016	2017
Trinidad and Tobago	369	0.2	0.2	0.0	0.1	0.1	0.2	7.2	9.8	10.4	7.8	8.2	6.9
Uruguay	298	0.0	0.4	0.2	1.0	0.3	9.3	7.3	3.7	0.8	1.4	2.5
Venezuela, Rep. Bol.	299	50.8	20.7	14.4	5.1	13.0	11.9	11.2	14.1	10.4	16.3	22.3	24.6
Western Hem. n.s.	399	0.0	0.0	0.1	0.0	0.0	0.1	0.1	0.0	0.1	0.0	0.1	0.1
Other Countries n.i.e	910	0.0	0.0	0.1	0.5	0.2	0.0	0.3	0.3	0.0	0.0	0.1	0.1
Cuba	928	0.0	0.0	0.1	0.5	0.2	0.0	0.3	0.3	0.0	0.0	0.1	0.1
Countries & Areas n.s.	898	4.0	5.5	0.4	1.1	0.2	0.0	71.5	37.1	0.8	0.0	0.0	2.9
Memorandum Items													
Africa	605	0.8	0.8	0.1	0.1	0.1	0.1	4.4	0.6	1.5	1.1	1.1	0.7
Middle East	405	0.2	0.0	0.1	0.1	0.0	0.0	1.1	0.3	2.4	1.4	0.8	0.7
European Union	998	6.8	8.7	8.0	10.7	17.3	10.1	258.4	284.8	233.1	223.7	210.7	225.9
Export earnings: fuel	080	120.2	83.3	49.9	27.3	35.2	29.9	41.2	46.7	54.1	50.9	58.7	60.4
Export earnings: nonfuel	092	52.8	84.5	60.9	52.2	58.9	59.2	1,216.3	1,256.2	1,207.4	1,114.4	1,071.3	1,128.2

Australia (193)

In Millions of U.S. Dollars

		Exports (FOB)						Imports (FOB)					
		2012	2013	2014	2015	2016	2017	2012	2013	2014	2015	2016	2017
IFS World		256,412.7	252,643.1	239,974.7	187,741.9	192,488.7	231,049.7	250,534.0	232,214.5	227,504.4	200,605.4	198,645.1	221,289.8
World	001	257,501.9	253,553.1	240,644.0	188,468.2	191,276.6	229,291.2	250,707.9	232,783.3	227,761.9	200,893.5	190,318.5	214,639.7
Advanced Economies	110	126,620.3	109,629.0	107,209.0	83,435.0	89,298.8	100,294.9	136,623.5	123,046.1	118,257.4	103,918.5	99,769.2	106,359.4
Euro Area	163	9,923.7	7,882.9	6,590.5	6,081.0	11,867.0	6,928.6	32,081.0	30,283.4	30,052.5	25,097.1	27,047.1	27,929.5
Austria	122	92.7	86.0	67.3	65.7	315.9	44.1	893.4	877.4	939.8	844.2	1,080.4	1,238.9
Belgium	124	1,736.7	1,159.1	951.3	909.6	908.4	856.7	1,708.8	1,633.2	1,575.3	1,242.6	1,279.1	1,324.3
Cyprus	423	4.8	2.7	2.9	1.4	8.0	3.9	12.9	16.6	18.3	16.8	18.9	21.4
Estonia	939	18.4	8.9	4.9	5.0	19.3	8.2	38.3	44.6	31.8	45.4	53.5	74.3
Finland	172	210.3	66.5	41.5	26.7	178.8	45.4	954.5	799.8	690.0	543.9	569.8	663.3
France	132	1,120.2	1,228.6	1,026.2	855.5	1,630.3	997.9	3,953.5	3,875.5	3,837.0	3,273.0	3,355.2	3,679.9
Germany	134	2,056.2	1,861.5	1,525.3	1,407.2	3,925.4	1,810.8	11,626.2	11,019.7	10,699.7	9,264.2	10,157.0	10,497.9
Greece	174	25.4	10.5	11.5	10.1	50.9	14.8	175.1	164.1	184.6	151.0	159.8	176.1
Ireland	178	81.3	66.7	46.1	48.2	684.4	74.0	1,643.9	1,467.0	1,418.0	1,561.4	2,018.1	1,379.6
Italy	136	873.2	682.4	578.6	543.9	1,517.5	528.3	5,539.9	5,589.1	5,442.0	4,353.3	4,429.4	4,778.5
Latvia	941	8.2	12.5	7.5	4.6	6.9	9.0	7.3	10.8	15.5	16.0	12.5	15.0
Lithuania	946	6.5	5.8	4.0	6.9	13.2	5.0	53.7	48.7	30.6	33.8	35.1	49.2
Luxembourg	137	1.8	2.4	0.7	9.1	4.6	1.9	29.6	42.5	16.6	18.4	16.6	21.9
Malta	181	6.7	4.3	4.3	2.6	8.0	3.2	12.4	19.5	19.2	17.2	15.8	12.5
Netherlands	138	3,004.5	2,199.9	1,777.3	1,714.1	1,779.6	1,918.6	1,988.0	1,678.6	1,755.2	1,596.3	1,701.3	1,752.8
Portugal	182	9.4	15.9	16.8	12.9	51.3	40.7	161.2	133.8	137.3	142.6	160.2	187.0
Slovak Republic	936	2.7	1.3	2.9	3.5	79.4	2.0	231.5	312.4	360.1	341.7	233.7	258.7
Slovenia	961	8.4	35.9	17.5	26.5	43.3	94.3	63.8	83.3	96.7	97.3	107.6	125.2
Spain	184	656.2	432.0	504.0	427.3	641.8	469.8	2,987.0	2,466.9	2,784.9	1,538.2	1,642.9	1,673.0
Canada	156	1,718.8	1,338.4	1,102.0	1,158.9	1,385.2	1,245.3	2,381.0	1,937.0	1,835.8	1,674.5	1,451.2	1,639.0
China,P.R.: Hong Kong	532	2,701.0	2,513.8	2,540.6	2,403.0	3,855.1	9,200.9	1,236.4	1,179.8	1,078.2	918.1	713.9	579.8
China,P.R.: Macao	546	38.1	31.1	29.6	43.8	49.6	54.3	11.8	10.8	15.4	14.9	13.3	15.3
Czech Republic	935	109.6	108.3	108.9	104.5	228.1	132.4	440.3	620.6	552.0	628.1	554.9	549.6
Denmark	128	148.4	189.1	101.7	89.8	280.6	121.0	1,176.1	1,049.5	969.4	844.4	901.0	1,008.3
Iceland	176	3.5	1.5	3.5	1.5	127.0	209.5	11.0	11.5	19.5	16.9	10.3	7.3
Israel	436	242.7	219.5	203.0	226.8	295.8	163.0	697.8	663.0	662.6	598.5	591.2	622.6
Japan	158	49,797.0	45,513.6	43,225.7	29,976.3	23,692.9	33,516.6	19,734.6	18,255.2	15,518.3	14,812.9	14,907.8	16,180.0
Korea, Republic of	542	20,674.5	18,632.3	17,862.2	13,369.3	11,724.7	15,065.8	10,226.8	9,807.5	10,618.3	10,992.6	8,239.3	9,659.0
New Zealand	196	7,674.4	7,055.3	7,184.6	6,246.5	6,236.3	6,907.3	7,530.0	7,114.6	7,085.2	5,713.1	5,686.0	5,889.5
Norway	142	184.2	100.4	177.9	40.4	87.4	59.7	295.7	402.7	398.6	272.8	237.7	306.9
Singapore	576	7,404.7	5,426.8	7,616.9	5,161.5	4,509.2	5,178.2	15,012.3	12,642.9	11,415.0	6,990.9	5,204.4	6,259.5
Sweden	144	358.4	243.6	248.0	205.3	531.8	183.3	2,511.5	2,067.3	1,843.3	1,456.5	1,523.4	1,749.5
Switzerland	146	704.8	801.8	496.9	519.3	1,179.5	1,106.3	2,996.1	2,878.6	2,546.8	2,422.5	2,375.5	2,311.0
Taiwan Prov. of China	528	8,267.6	6,989.6	6,241.8	4,776.5	4,759.8	6,615.6	3,869.7	3,833.8	3,971.8	3,559.1	3,213.7	3,274.5
United Kingdom	112	6,944.0	3,667.9	3,320.5	2,788.4	6,146.2	4,609.8	6,961.0	5,985.6	5,484.9	5,327.3	5,289.2	5,261.5
United States	111	9,724.9	8,913.0	10,154.7	10,242.1	12,342.6	8,997.3	29,450.3	24,302.4	24,189.9	22,578.4	21,809.3	23,116.6
Emerg. & Dev. Economies	200	128,803.8	138,774.2	126,438.4	99,280.7	97,085.4	123,174.8	107,636.6	104,234.2	102,293.2	90,944.7	88,166.1	96,341.8
Emerg. & Dev. Asia	505	112,776.5	122,939.0	111,935.5	86,233.9	85,946.1	110,110.5	87,588.8	85,328.3	86,103.0	79,439.8	77,180.7	84,205.9
American Samoa	859	7.9	4.8	6.3	7.5	7.6	7.8	13.4	7.8	13.0	10.6	10.1	10.2
Bangladesh	513	506.4	548.9	497.0	520.7	615.9	909.2	388.5	451.3	502.8	636.2	650.7	652.2
Bhutan	514	0.6	0.2	0.1	0.1	0.4	0.3	0.2	0.6	0.2	0.3	0.8	0.9
Brunei Darussalam	516	36.6	47.8	38.1	35.3	103.2	32.0	1,085.3	844.3	906.0	297.9	216.2	207.3
Cambodia	522	28.2	26.8	38.6	34.4	86.1	30.5	49.1	77.2	107.6	121.4	134.0	134.4
China,P.R.: Mainland	924	75,998.6	91,437.5	81,056.8	60,774.3	58,383.3	76,687.4	46,017.5	45,453.5	46,775.3	46,254.8	44,490.1	49,159.2
Fiji	819	308.7	291.5	282.8	274.3	265.3	328.5	181.8	156.3	141.8	139.8	142.6	134.7
F.T. French Polynesia	887	53.3	43.4	43.6	36.7	27.3	39.6	2.8	1.7	1.7	2.1	1.3	1.6
F.T. New Caledonia	839	332.1	274.3	279.0	270.2	200.8	304.2	116.8	125.5	182.0	111.9	21.7	23.1
Guam	829	15.9	13.2	10.1	9.3	6.0	7.4	0.2	0.1	0.1	2.5	0.3	0.6
India	534	12,688.9	9,235.9	7,983.0	7,954.1	6,673.8	11,369.7	2,678.3	2,311.6	2,787.2	3,581.2	3,270.5	3,917.1
Indonesia	536	4,944.4	4,425.3	4,557.2	3,722.4	4,039.6	5,154.9	6,573.8	5,793.9	5,576.7	4,242.5	3,678.2	3,191.2
Kiribati	826	21.6	22.2	19.3	20.2	14.1	19.5	0.1	0.2	0.2	0.2	0.2	0.2
Lao People's Dem. Rep.	544	37.0	38.2	32.1	19.8	16.6	19.3	45.8	50.9	2.2	2.9	8.0	12.0
Malaysia	548	5,253.0	5,060.5	5,385.4	3,421.1	4,165.2	4,402.6	9,986.4	9,133.1	10,123.7	7,428.4	7,017.8	8,524.7
Maldives	556	26.1	28.2	32.2	26.8	21.1	32.6	1.9	0.9	0.7	0.5	1.1	1.3
Marshall Islands	867	6.6	6.8	0.3	0.1
Micronesia	868	5.1	3.1	0.0	0.0

Australia (193)

In Millions of U.S. Dollars

		Exports (FOB)						Imports (FOB)					
		2012	2013	2014	2015	2016	2017	2012	2013	2014	2015	2016	2017
Mongolia	948	35.6	23.5	9.2	6.6	8.5	22.6	0.9	0.4	0.3	6.9	1.3	0.4
Myanmar	518	88.2	111.9	118.7	108.0	98.4	134.7	14.9	20.3	22.5	36.7	24.6	29.4
Nauru	836	26.3	131.1	85.0	49.9	33.8	32.2	8.9	14.6	5.2	10.9	4.7	5.9
Nepal	558	21.0	13.6	15.0	28.4	30.5	39.4	5.1	6.2	6.2	5.3	6.1	5.7
Palau	565	2.1	0.7	1.1	2.5	1.4	0.9	0.0	0.0	0.0	0.0	0.0	0.2
Papua New Guinea	853	2,947.7	2,391.5	1,951.0	1,280.0	1,612.1	1,356.6	3,549.1	2,902.8	3,350.9	2,244.8	2,703.0	2,546.5
Philippines	566	1,883.3	1,340.9	1,460.3	1,171.9	1,148.0	1,756.3	505.8	704.4	1,066.9	557.2	573.0	518.0
Samoa	862	27.0	24.6	24.1	24.4	23.4	24.9	35.7	34.2	25.6	25.1	23.7	14.4
Solomon Islands	813	132.9	141.5	125.0	117.2	63.0	89.4	118.7	90.3	36.8	6.9	2.4	11.5
Sri Lanka	524	212.4	193.1	216.3	240.8	167.4	215.3	132.6	149.2	163.0	159.3	165.4	187.5
Thailand	578	5,044.9	4,788.8	4,648.1	3,274.5	5,041.2	3,392.4	10,534.3	10,997.3	9,819.5	10,172.3	10,681.0	11,027.6
Timor-Leste	537	26.6	21.4	32.0	20.7	19.4	22.7	1.6	2.3	2.7	1.0	1.4	1.7
Tonga	866	6.8	6.2	9.6	9.7	11.8	11.7	0.8	1.3	1.2	1.1	1.5	1.6
Tuvalu	869	1.6	1.8	1.6	5.1	1.7	2.9	0.3	0.5	0.3	0.4	0.1	0.1
Vanuatu	846	68.8	64.8	67.8	63.3	49.5	58.2	1.8	2.0	1.7	1.9	1.2	1.3
Vietnam	582	1,849.6	2,045.5	2,744.8	2,618.7	2,943.2	3,518.2	3,261.8	3,660.4	4,471.6	3,373.5	3,343.4	3,881.6
Asia n.s.	598	142.3	139.4	164.3	84.6	55.0	76.9	2,274.6	2,333.2	7.4	3.2	3.8	1.7
Europe	170	1,877.4	1,964.1	1,550.3	1,293.5	1,471.3	1,944.1	2,627.5	2,977.5	3,301.0	2,080.7	2,347.3	2,512.9
Emerg. & Dev. Europe	903	906.3	1,136.9	925.8	748.7	1,114.3	1,499.0	1,566.8	1,632.1	1,993.8	1,791.3	2,136.8	2,165.5
Albania	914	1.7	2.3	2.1	2.2	2.0	3.2	0.3	0.6	0.8	0.7	1.9	1.8
Bosnia and Herzegovina	963	1.5	0.9	0.3	0.5	6.5	0.5	2.4	3.5	5.1	7.0	18.7	17.8
Bulgaria	918	114.9	90.8	137.9	75.2	57.1	15.6	43.0	43.8	42.8	43.7	52.1	51.5
Croatia	960	1.3	1.2	2.6	2.6	17.1	2.6	33.7	23.5	21.4	19.0	23.2	27.9
Gibraltar	823	0.9	1.1	0.2	2.1	0.0	0.0	0.1	0.3	0.0	0.0	0.1
Hungary	944	15.1	17.4	15.9	19.0	118.6	21.8	334.1	298.2	427.9	409.3	439.6	473.8
Macedonia, FYR	962	0.6	0.5	0.5	0.3	2.3	0.6	5.8	6.0	6.0	6.1	6.7	6.3
Montenegro	943	0.0	0.1	0.0	0.1	0.1	1.6	1.2	0.2	0.3	0.4	0.3	0.3
Poland	964	64.9	125.7	283.2	246.2	372.7	282.8	527.0	548.4	688.9	573.8	660.0	792.2
Romania	968	26.9	26.8	40.7	41.6	55.9	57.8	69.3	77.5	108.0	101.0	190.4	130.7
Serbia, Republic of	942	3.9	1.2	0.7	1.0	5.5	1.0	7.6	10.3	10.8	13.5	16.8	17.5
Turkey	186	674.5	868.8	441.7	357.9	476.6	1,111.4	542.3	620.0	681.4	616.9	727.0	645.8
CIS	901	971.2	827.1	624.5	544.8	357.0	445.1	1,060.7	1,345.4	1,307.2	289.4	210.5	347.4
Armenia	911	2.2	5.4	1.2	0.8	0.6	1.6	0.2	0.5	0.2	0.3	0.2	0.6
Azerbaijan, Rep. of	912	17.4	10.5	9.8	5.8	2.5	3.6	86.3	273.9	77.2	0.1	0.6	0.3
Belarus	913	0.3	0.3	0.3	0.2	0.8	0.4	5.9	5.1	3.0	2.8	2.2	3.9
Georgia	915	15.9	27.8	6.9	5.1	2.9	8.5	6.6	2.7	5.3	2.7	3.2	3.8
Kazakhstan	916	38.0	35.4	17.4	14.4	9.0	9.6	5.7	1.5	2.1	2.6	1.5	1.8
Kyrgyz Republic	917	2.8	2.8	3.5	2.0	1.4	1.6	0.2	0.1	0.2	0.0	0.0	0.2
Moldova	921	0.2	1.7	0.3	0.1	0.2	0.2	2.0	1.6	1.3	1.1	0.9	1.6
Russian Federation	922	824.6	702.0	477.6	399.5	316.3	372.5	897.2	1,013.7	1,185.3	256.5	162.6	308.3
Tajikistan	923	2.1	1.8	2.7	0.0	0.1	0.2	0.3	0.0	0.0	0.0	0.0	0.0
Turkmenistan	925	0.6	0.9	1.2	0.5	0.3	0.9	0.0	0.4	1.0	1.6	1.7
Ukraine	926	66.4	33.1	102.0	114.5	22.8	44.0	53.8	44.3	30.5	21.1	37.5	25.1
Uzbekistan	927	0.8	5.5	1.6	1.9	0.1	2.1	2.6	2.0	1.6	1.3	0.0	0.2
Mid East, N Africa, Pak	440	8,374.3	9,373.8	8,858.0	7,854.2	5,701.8	7,000.7	6,435.6	6,341.7	3,973.4	3,274.7	3,266.2	3,261.9
Afghanistan, I.R. of	512	10.6	6.5	6.3	1.7	8.4	9.3	1.7	1.1	2.2	1.0	0.2	0.2
Algeria	612	4.5	3.7	44.3	10.0	57.6	24.7	0.1	77.8	2.0	0.1	241.3	342.8
Bahrain, Kingdom of	419	157.3	637.9	655.7	686.5	430.8	686.2	69.9	74.1	62.7	68.0	46.0	68.3
Djibouti	611	3.8	2.9	2.4	1.5	3.3	3.2	0.5	0.4	0.3	0.8	0.6	1.5
Egypt	469	529.2	462.7	422.2	398.3	250.0	402.1	57.8	25.0	34.7	25.5	25.9	37.7
Iran, I.R. of	429	445.1	280.2	330.4	67.3	55.2	115.4	28.7	25.6	29.9	24.4	73.3	33.9
Iraq	433	170.8	598.5	253.3	29.2	24.1	70.6	0.0	0.0	0.4	0.1	0.0	0.0
Jordan	439	187.9	193.5	195.5	180.2	124.9	107.6	10.3	11.9	23.5	29.1	23.4	16.4
Kuwait	443	529.4	584.4	552.5	549.4	399.1	430.1	480.6	396.8	89.0	8.9	7.5	31.9
Lebanon	446	31.6	40.2	39.0	40.4	27.6	36.6	11.8	12.8	13.2	12.2	13.0	13.8
Libya	672	29.9	11.2	21.2	4.2	1.6	1.2	1,155.8	777.0	0.1	0.0	0.0	98.1
Mauritania	682	19.3	22.3	7.8	4.5	7.0	11.8	0.2	0.0	0.0	0.1	0.1	0.0
Morocco	686	25.3	32.2	41.4	10.3	22.3	30.5	44.5	28.4	80.1	30.7	47.8	43.6
Oman	449	476.8	372.6	333.7	375.2	287.6	286.6	23.3	79.9	36.5	60.4	37.2	73.0
Pakistan	564	718.5	392.5	379.4	478.2	435.3	545.3	190.2	188.0	190.7	209.2	243.0	230.8

Australia (193)

In Millions of U.S. Dollars

		Exports (FOB)						Imports (FOB)					
		2012	2013	2014	2015	2016	2017	2012	2013	2014	2015	2016	2017
Qatar	453	515.8	487.2	448.8	494.8	376.0	393.7	673.3	708.4	507.6	417.9	237.2	298.7
Saudi Arabia	456	1,792.9	2,114.2	2,021.1	1,626.9	974.0	971.3	497.1	263.9	383.5	326.2	323.4	350.9
Somalia	726	0.1	0.4	0.2	0.3	0.4	2.1	0.0	0.1	0.1	0.0	0.4	0.1
Sudan	732	261.9	282.5	171.5	57.6	5.6	8.9	0.1	0.2	0.2	191.5	380.6	0.1
Syrian Arab Republic	463	7.3	1.3	2.9	2.7	1.1	0.8	1.5	1.2	0.8	1.2	1.1	0.7
Tunisia	744	3.7	5.6	6.0	5.9	12.6	3.9	17.9	18.3	20.5	21.9	22.5	24.4
United Arab Emirates	466	2,162.9	2,536.0	2,636.0	2,536.7	2,056.0	2,651.5	3,170.1	3,650.7	2,494.9	1,845.1	1,541.4	1,594.9
Yemen, Republic of	474	289.7	305.2	286.3	292.4	141.6	207.2	0.1	0.0	0.3	0.1	0.0	0.0
Sub-Saharan Africa	603	2,729.3	2,607.8	2,111.0	1,887.0	1,587.4	2,133.6	5,861.6	4,717.3	4,486.3	2,048.5	1,400.8	2,068.5
Angola	614	8.2	8.3	10.4	4.5	2.6	5.7	0.0	31.5	55.8	18.5	10.0	0.5
Benin	638	1.5	1.8	1.5	1.1	0.6	0.7	0.0	0.2	0.0	0.0
Botswana	616	7.9	5.7	2.7	6.7	0.7	1.9	0.0	0.6	0.0	0.0	0.6	6.2
Burkina Faso	748	23.9	7.7	6.3	13.8	7.3	11.1	0.0	0.0	0.0	0.0	0.2
Burundi	618	0.3	0.1	1.9	0.7	0.1	0.3	0.2	0.3	0.5	0.4	0.2
Cabo Verde	624	0.0	0.0	0.0	0.0	0.1	0.0	0.8	0.2	0.1	405.9	158.6	0.2
Cameroon	622	2.5	2.0	1.8	3.9	2.8	1.8	1.0	0.6	0.6	0.7	0.6	0.7
Central African Rep.	626	0.0	0.0	0.6	1.4	2.7	0.4	0.0	0.0	0.1	0.2
Chad	628	0.7	2.5	1.8	0.7	1.3	1.1	0.1	0.1	0.0	0.0
Comoros	632	0.1	0.1	0.3	0.0	0.0	0.2	0.3	0.1	0.0	0.0
Congo, Dem. Rep. of	636	7.3	19.2	11.7	5.3	2.1	3.0	6.1	2.7	0.1	0.2	0.2	0.3
Congo, Republic of	634	5.5	4.4	1.9	3.7	45.3	0.9	932.8	910.1	790.2	97.0	239.7	217.0
Côte d'Ivoire	662	12.3	23.1	6.4	12.4	15.2	45.5	32.0	8.0	18.8	20.6	15.2	15.9
Equatorial Guinea	642	0.7	0.1	1.0	4.3	27.8	0.3	0.0	31.3	32.1	35.7	65.3	19.7
Eritrea	643	1.8	1.3	1.8	6.4	1.4	2.0	0.0	0.0	0.2	0.0	0.0
Eswatini, Kingdom of	734	0.3	0.2	0.2	0.3	0.8	0.1	3.3	3.4	1.9	1.4	2.5	3.9
Estonia	939	18.4	8.9	4.9	5.0	19.3	8.2	38.3	44.6	31.8	45.4	53.5	74.3
Ethiopia	644	2.0	2.2	3.5	1.6	10.6	1.9	18.0	13.6	22.1	20.0	17.4	22.0
Gabon	646	3.6	3.7	4.4	3.0	137.8	1.5	1,164.0	932.1	1,019.5	453.4	461.2	413.3
Gambia, The	648	0.1	0.0	0.1	0.0	0.0	0.0	0.1	0.2	0.0	0.0	0.0
Ghana	652	210.5	120.3	47.4	45.6	63.2	77.8	7.3	5.9	122.8	6.8	8.2	6.0
Guinea	656	19.3	5.4	2.3	3.4	2.5	6.0	0.3	0.4	0.1	0.2	0.1	0.1
Kenya	664	52.2	95.9	78.7	56.9	40.6	93.8	15.0	28.3	31.2	32.4	23.4	24.2
Lesotho	666	0.1	0.0	0.0	0.5	0.0	2.2	2.3	2.3	1.7	0.8	0.8
Liberia	668	2.7	4.0	13.1	1.8	0.6	1.0	0.2	0.1	0.3	0.0	0.0	0.4
Madagascar	674	17.5	13.2	14.1	6.8	6.4	15.1	2.4	4.1	4.9	5.3	7.8	14.2
Malawi	676	1.3	30.0	11.9	13.3	9.3	4.8	0.2	0.3	0.1	0.4	0.0	1.3
Mali	678	25.7	35.5	13.3	11.3	6.8	10.4	1.7	1.4	19.9	4.1	3.4	0.8
Mauritius	684	109.1	90.1	99.2	76.1	52.1	79.9	12.9	10.8	14.1	16.3	20.7	12.9
Mozambique	688	339.9	410.0	361.6	338.8	215.3	430.1	9.6	0.7	0.9	1.0	0.8	21.1
Namibia	728	13.3	13.7	18.5	7.6	6.8	7.5	7.5	7.4	6.4	8.2	7.1	7.7
Niger	692	0.6	0.3	0.6	0.2	1.8	3.0	3.0	1.5	2.1	1.3	1.2	1.5
Nigeria	694	77.9	159.2	199.7	187.4	113.5	167.4	2,714.8	1,818.9	1,476.1	0.5	0.9	373.6
Rwanda	714	3.7	16.9	2.9	2.1	1.5	0.4	1.0	0.8	0.9	1.3	1.1	1.1
São Tomé & Príncipe	716	0.1	0.0	0.2	0.0	0.1	0.2	0.1	0.1	0.1
Senegal	722	61.3	53.4	12.3	17.9	12.6	38.2	0.6	0.3	0.4	0.4	1.8	1.4
Seychelles	718	5.4	4.4	6.0	7.7	4.1	5.1	2.4	2.2	2.9	2.1	1.5	1.8
Sierra Leone	724	11.3	7.4	4.8	3.9	1.6	2.7	2.8	17.0	1.6	1.8	1.8	12.1
South Africa	199	1,576.7	1,278.8	1,070.3	920.1	742.3	1,044.8	904.7	871.5	816.3	888.7	331.3	856.2
South Sudan, Rep. of	733	0.6	0.2	0.1	0.3	0.2	0.2	0.0	0.0	0.0	0.6	0.1	0.0
Tanzania	738	81.7	125.1	52.6	88.8	30.9	35.1	7.2	5.5	29.7	5.3	4.2	5.6
Togo	742	2.4	3.2	1.0	3.2	2.8	4.0	0.0	0.0	7.4	9.8	7.8	21.5
Uganda	746	2.1	34.1	16.9	7.7	4.7	12.5	5.4	2.8	2.3	1.6	2.4	1.6
Zambia	754	26.2	17.4	24.1	14.5	5.9	14.1	0.2	0.1	0.1	2.6	0.4	0.5
Zimbabwe	698	9.1	6.6	1.7	1.2	1.5	1.1	1.1	0.2	0.3	0.8	0.3	0.4
Africa n.s.	799	0.1	0.2	0.2	0.3	0.4	0.6	0.8	0.2	0.6	0.7	1.8	1.2
Western Hemisphere	205	3,046.2	1,889.5	1,983.5	2,012.1	2,378.8	1,985.9	5,123.2	4,869.4	4,429.5	4,101.0	3,971.1	4,292.5
Anguilla	312	0.0	0.2
Antigua and Barbuda	311	0.7	1.9	0.3	0.2	0.4	0.7	0.4	0.0	0.1	1.4	0.8	6.4
Argentina	213	283.3	174.0	122.6	257.1	270.9	236.4	627.3	776.3	693.1	619.1	455.6	560.8
Bahamas, The	313	2.4	3.3	3.2	2.8	3.4	7.9	3.3	5.4	5.0	4.1	1.9	4.0

Australia (193)

In Millions of U.S. Dollars

		Exports (FOB)						Imports (FOB)					
		2012	2013	2014	2015	2016	2017	2012	2013	2014	2015	2016	2017
Barbados	316	1.3	1.9	2.5	2.7	2.8	1.1	1.8	3.8	2.0	1.2	1.7	1.0
Belize	339	0.2	0.2	0.5	0.1	0.7	0.2	1.5	2.9	2.1	1.5	0.6	1.2
Bermuda	319	0.9	0.4	0.5	0.7	0.5	0.5	88.4	21.5	9.0	1.6	0.3	0.2
Bolivia	218	1.1	2.2	0.6	1.3	3.4	1.6	13.4	22.0	25.9	16.3	10.2	12.7
Brazil	223	1,026.8	693.7	934.1	845.5	742.5	1,007.3	660.8	556.4	540.6	483.7	578.8	566.8
Chile	228	447.6	342.7	231.7	240.0	351.6	285.4	1,233.7	980.4	860.4	673.1	450.6	347.0
Colombia	233	29.3	45.3	29.2	23.1	43.3	39.3	47.0	51.5	62.1	61.1	55.3	77.0
Costa Rica	238	6.9	3.0	2.9	3.6	32.2	4.1	151.4	130.4	122.1	83.5	85.3	91.4
Dominica	321	0.0	0.1	0.1	0.4	0.3	0.0	0.6	0.3	0.3	0.3	0.2	0.1
Dominican Republic	243	10.2	7.7	8.3	7.4	14.2	7.7	25.5	27.5	27.9	26.8	53.6	47.9
Ecuador	248	16.5	13.6	16.9	10.2	16.2	15.3	20.0	19.6	19.5	26.1	28.4	22.7
El Salvador	253	22.3	19.4	21.9	14.3	14.3	12.1	8.8	8.8	18.5	17.9	7.7	8.0
Falkland Islands	323	0.1	0.1	2.1	9.3	0.1	0.2	0.0	0.0	0.1	0.0	0.0
Grenada	328	0.3	0.0	0.3	0.0	0.3	0.0	0.1	0.1	0.1	0.1	0.1
Guatemala	258	16.4	10.3	6.3	11.6	7.6	2.6	13.0	11.5	13.4	21.8	14.0	16.6
Guyana	336	1.7	1.4	8.7	1.6	1.5	3.4	0.7	0.4	0.4	0.3	0.3	0.4
Haiti	263	0.1	0.5	0.1	0.6	2.1	0.1	2.0	1.7	1.2	1.7	1.8	2.0
Honduras	268	2.8	1.6	1.7	0.7	6.8	1.4	20.9	31.1	55.8	39.1	18.8	30.7
Jamaica	343	10.5	9.1	11.4	28.1	8.4	13.8	1.5	1.0	1.4	1.4	1.4	1.2
Mexico	273	912.1	381.7	446.2	393.2	697.9	168.2	2,046.1	2,024.0	1,776.6	1,850.1	1,889.9	2,134.1
Netherlands Antilles	353	1.0	1.0	1.1	0.8	1.3	1.1	1.8	0.7	0.5	0.6	0.1	18.9
Nicaragua	278	2.4	1.1	1.4	2.4	5.8	1.8	13.8	12.9	13.7	12.8	16.5	17.1
Panama	283	36.4	51.5	38.3	40.9	25.7	89.7	5.5	6.5	8.0	6.8	5.2	5.8
Paraguay	288	2.5	2.0	0.6	0.7	1.3	2.4	0.2	0.7	2.0	1.7	3.0	3.3
Peru	293	145.9	75.8	51.6	60.4	95.3	49.7	103.7	134.6	125.8	105.5	259.7	270.7
St. Kitts and Nevis	361	0.2	0.3	0.4	0.5	0.4	0.4	0.1	0.2	0.1	0.1	0.1	0.4
St. Lucia	362	0.8	0.7	0.6	0.8	0.7	1.2	0.1	0.0	0.1	0.0	0.0	0.1
St. Vincent & Grens.	364	0.9	0.3	0.1	0.2	0.1	0.6	0.1	0.0	0.1
Suriname	366	3.2	4.2	2.0	2.4	0.7	2.6	0.4	0.3	0.2	0.3	0.4	0.5
Trinidad and Tobago	369	18.1	15.4	18.5	15.7	11.3	18.9	5.7	9.2	7.6	7.4	6.7	6.6
Uruguay	298	7.9	15.4	8.7	6.7	10.6	6.0	17.5	20.2	24.0	15.6	16.2	16.1
Venezuela, Rep. Bol.	299	15.2	6.1	7.0	23.8	2.2	1.0	1.0	1.5	0.9	1.8	0.7	1.0
Western Hem. n.s.	399	17.9	1.2	1.6	1.9	2.4	1.2	5.2	6.1	9.2	16.2	5.1	19.5
Other Countries n.i.e	910	8.4	2.6	4.0	0.5	3.1	0.7	14.7	7.4	8.0	9.4	8.6	9.4
Cuba	928	8.4	2.6	4.0	0.5	3.1	0.7	6.6	7.4	8.0	9.4	8.6	9.4
Korea, Dem. People's Rep.	954	8.1	0.0
Special Categories	899	2,064.3	1,656.7	1,610.7	1,143.1	1,035.7	1,038.0	987.4	1,053.2	1,059.2	789.0	618.5	47.9
Countries & Areas n.s.	898	5.0	3,490.7	5,381.8	4,609.0	3,853.6	4,782.7	5,445.7	4,442.3	6,144.1	5,231.9	1,756.1	11,881.2
Memorandum Items													
Africa	605	3,047.3	2,957.3	2,384.6	1,976.7	1,695.9	2,218.6	5,924.9	4,842.5	4,589.4	2,293.1	2,094.2	2,481.0
Middle East	405	7,326.6	8,625.1	8,198.7	7,284.2	5,149.4	6,360.9	6,180.3	6,027.5	3,677.2	2,819.3	2,329.5	2,618.4
European Union	998	17,707.2	12,353.9	10,850.0	9,653.6	19,674.9	12,355.7	44,176.9	40,997.7	40,191.1	34,500.1	36,681.0	37,974.5
Export earnings: fuel	080	7,696.1	9,010.1	8,450.8	7,427.1	5,659.1	6,532.9	13,074.1	12,017.7	9,270.6	4,028.7	3,770.0	4,557.8
Export earnings: nonfuel	092	249,805.8	244,543.0	232,193.1	181,041.1	185,617.5	222,758.4	237,633.9	220,765.6	218,491.3	196,864.8	186,548.4	210,081.9

Austria (122)

In Millions of U.S. Dollars

		Exports (FOB)						Imports (CIF)					
		2012	2013	2014	2015	2016	2017	2012	2013	2014	2015	2016	2017
IFS World		158,820.7	167,077.8	170,166.6	145,831.4	145,139.0	160,268.6	169,657.2	173,585.5	172,570.2	148,093.9	150,123.1	166,701.2
World	001	166,698.1	175,147.0	178,223.1	152,728.1	152,089.8	168,026.5	178,596.1	183,273.1	182,075.6	156,045.8	157,696.8	175,755.0
Advanced Economies	110	126,801.4	133,277.9	135,698.7	117,701.2	118,309.6	130,667.1	143,524.7	147,029.3	146,334.3	126,540.9	128,460.6	141,650.4
Euro Area	163	88,806.2	93,465.9	93,690.3	79,895.4	80,527.3	90,326.2	113,349.0	116,539.2	115,372.3	98,920.0	100,982.3	111,278.4
Belgium	124	2,301.0	2,373.0	2,404.6	1,963.4	1,894.2	2,140.8	3,659.2	3,859.3	4,085.4	3,504.1	3,441.8	3,705.2
Cyprus	423	134.2	287.4	111.4	74.2	59.1	77.3	44.6	97.9	51.4	50.9	34.4	29.3
Estonia	939	145.2	170.3	160.5	137.5	174.0	166.0	46.3	41.4	44.9	53.0	50.0	58.5
Finland	172	644.0	661.8	643.8	559.6	611.6	675.4	640.5	558.9	543.1	532.4	498.3	519.9
France	132	7,506.0	8,100.4	8,512.9	6,653.0	6,049.6	8,031.2	4,755.3	4,996.2	4,840.6	3,994.3	3,921.7	4,130.6
Germany	134	50,621.6	51,882.9	52,069.1	44,929.6	45,503.9	49,555.5	74,116.4	75,540.0	75,204.7	64,827.7	66,991.9	73,591.4
Greece	174	517.1	520.6	554.7	423.7	475.3	483.6	190.8	202.0	192.3	167.4	169.2	214.9
Ireland	178	522.5	1,163.1	403.1	298.7	291.3	335.9	645.6	1,629.1	506.6	536.6	597.8	682.5
Italy	136	11,188.4	11,181.8	11,179.4	9,329.2	9,441.4	10,473.3	11,536.6	11,547.0	11,608.5	9,742.0	9,390.2	10,218.4
Latvia	941	185.2	207.8	203.0	151.4	148.6	149.9	28.1	37.4	40.0	52.1	37.4	42.5
Lithuania	946	233.8	246.7	233.3	197.2	214.9	251.4	74.5	89.1	96.0	85.3	105.5	133.2
Luxembourg	137	241.2	261.9	224.5	182.6	173.9	191.0	477.7	405.7	462.3	404.6	402.8	483.9
Malta	181	44.6	62.6	57.1	44.4	43.7	53.5	15.9	28.5	21.0	19.7	17.9	21.8
Netherlands	138	2,547.6	2,827.4	2,993.1	2,492.1	2,637.0	2,999.6	6,956.3	7,153.1	7,339.6	6,221.1	6,394.3	7,450.7
Portugal	182	407.7	367.5	402.1	356.9	359.8	455.7	318.2	355.6	366.7	272.2	325.8	289.1
Slovak Republic	936	6,077.8	7,130.1	7,218.2	6,463.2	6,729.1	8,085.4	5,377.1	5,209.8	4,876.4	4,028.5	4,016.9	4,821.6
Slovenia	961	3,000.4	3,360.7	3,405.8	3,026.6	3,004.0	3,367.4	2,381.6	2,536.3	2,793.3	2,343.6	2,371.5	2,631.6
Spain	184	2,488.1	2,660.1	2,913.7	2,611.9	2,715.9	2,833.2	2,084.3	2,252.0	2,299.3	2,084.5	2,214.9	2,253.2
Australia	193	985.9	1,012.4	1,077.5	865.6	1,181.1	1,339.3	62.9	67.8	94.2	67.6	100.0	137.9
Canada	156	1,076.3	1,162.4	1,306.2	1,117.2	1,085.5	1,273.5	386.6	492.0	406.2	402.3	249.2	299.3
China,P.R.: Hong Kong	532	713.5	681.1	675.4	610.3	534.7	586.2	73.8	78.2	83.3	81.1	112.4	94.5
China,P.R.: Macao	546	4.5	7.9	13.2	20.6	2.3	2.2	1.2	1.1	1.5	0.5	0.3	1.0
Czech Republic	935	5,820.7	5,881.9	5,832.6	5,280.1	5,335.2	5,985.6	6,756.8	7,424.7	7,716.2	6,570.8	6,908.3	7,756.9
Denmark	128	913.5	913.4	945.3	793.5	817.6	827.6	710.3	769.4	808.9	698.9	679.8	791.0
Iceland	176	20.2	29.6	20.4	19.6	26.6	39.3	10.4	5.5	2.9	2.6	2.9	5.0
Israel	436	300.2	357.3	374.7	383.8	373.2	450.7	147.1	114.0	149.4	122.8	100.5	118.5
Japan	158	1,541.1	1,634.4	1,655.7	1,438.5	1,469.8	1,482.8	1,163.2	988.6	1,069.4	953.2	1,101.3	1,166.6
Korea, Republic of	542	1,190.6	1,092.4	1,113.3	937.8	964.5	1,083.9	767.0	805.8	784.4	682.1	687.0	735.4
New Zealand	196	105.9	153.1	199.3	122.5	128.0	163.4	32.0	33.1	21.5	23.2	23.5	35.3
Norway	142	705.3	734.2	621.4	472.4	465.6	553.7	719.9	252.7	153.8	118.8	86.0	54.5
San Marino	135	10.6	11.9	10.1	11.2	10.3	10.7	14.6	14.0	15.4	15.6	16.9	10.8
Singapore	576	471.7	513.3	552.6	413.2	417.0	426.5	79.2	65.3	65.3	50.9	108.3	96.9
Sweden	144	1,739.1	1,949.1	1,903.2	1,652.6	1,657.4	1,869.3	1,845.3	1,820.8	1,788.2	1,404.0	1,388.6	1,611.5
Switzerland	146	8,838.8	9,327.4	9,824.6	8,647.5	8,651.7	8,638.0	10,682.0	10,601.3	10,224.3	9,264.4	8,834.1	9,706.4
Taiwan Prov.of China	528	388.3	456.4	493.6	508.9	456.1	471.3	466.2	491.9	521.6	477.1	516.8	611.1
United Kingdom	112	4,638.8	5,010.0	5,456.5	4,817.2	4,695.5	4,574.4	2,749.4	2,704.4	3,138.3	2,711.2	2,933.4	2,835.9
United States	111	8,529.6	8,883.2	9,932.4	9,692.8	9,509.2	10,562.0	3,507.8	3,759.4	3,917.0	3,973.4	3,629.0	4,303.4
Vatican	187	0.6	0.6	0.5	0.4	0.9	0.4	0.0	0.1	0.1	0.1	0.1	0.1
Emerg. & Dev. Economies	200	39,735.3	41,720.9	42,369.8	34,918.0	33,693.6	37,234.5	35,066.0	36,240.1	35,737.2	29,502.7	29,233.7	34,101.7
Emerg. & Dev. Asia	505	6,047.6	6,386.7	6,593.7	5,861.2	6,224.3	7,260.4	8,396.4	10,077.8	10,681.3	9,739.6	9,912.9	11,835.2
Bangladesh	513	84.6	47.7	55.7	57.9	88.6	87.8	55.2	84.2	134.3	140.4	228.1	279.3
Bhutan	514	8.2	10.8	0.8	0.6	0.4	3.2	0.0	0.0	0.4	0.0	0.0	0.0
Brunei Darussalam	516	1.8	0.5	1.2	3.0	1.2	0.4	0.0	0.0	0.0	0.0	0.0	0.0
Cambodia	522	2.3	4.0	4.0	2.4	9.1	2.5	12.1	20.1	32.2	47.9	76.5	110.3
China,P.R.: Mainland	924	3,535.0	3,682.9	3,958.1	3,407.1	3,667.9	4,456.3	5,539.7	5,960.7	6,488.8	5,846.7	5,282.5	5,808.1
Fiji	819	0.1	0.2	2.3	2.8	1.1	0.6	0.1	0.1	0.1	0.1	0.0	0.1
F.T. French Polynesia	887	0.8	0.9	0.9	1.4	0.7	1.1	0.1	0.2	0.2	0.1	0.1	0.3
F.T. New Caledonia	839	6.3	4.0	6.4	5.9	3.3	6.9	0.0	0.0	0.0	0.0	0.0	0.0
Guam	829	0.0	0.0	0.1	0.1	0.1	0.0	0.0	0.1	0.0
India	534	802.4	871.2	821.8	818.5	891.2	880.8	466.5	474.8	524.8	499.2	531.7	579.3
Indonesia	536	347.0	369.4	282.3	232.1	253.5	271.6	99.9	90.9	113.6	83.9	79.2	96.9
Kiribati	826	0.0	0.4	0.0	0.0	0.0	0.0	0.0	0.0
Lao People's Dem.Rep	544	7.1	7.2	7.9	17.5	9.7	55.5	0.6	0.6	0.4	0.3	0.3	0.2
Malaysia	548	528.1	578.6	628.8	544.8	536.4	570.4	203.9	243.6	245.4	191.3	178.0	180.2
Maldives	556	5.0	8.1	7.5	5.9	8.1	6.6	0.0	0.0	0.0	0.0	0.0	0.0
Marshall Islands	867	0.4	0.2	0.1	0.4	0.3	0.4	0.3	0.0

Austria (122)

In Millions of U.S. Dollars

		Exports (FOB)						Imports (CIF)					
		2012	2013	2014	2015	2016	2017	2012	2013	2014	2015	2016	2017
Micronesia	868	0.0	0.3	0.0	0.0
Mongolia	948	16.4	19.1	13.2	39.1	13.1	12.0	6.6	7.2	2.3	2.9	3.0	2.6
Myanmar	518	11.4	21.4	14.1	14.6	16.3	17.0	8.8	8.8	11.9	18.6	37.9	54.0
Nauru	836	0.0	0.0	0.0	0.0	0.1	0.0
Nepal	558	3.0	3.3	8.2	2.5	5.6	5.8	2.6	2.8	2.8	2.1	2.9	2.7
Papua New Guinea	853	5.6	9.4	1.3	1.0	1.9	1.0	0.3	1.4	1.9	0.7	0.8	0.8
Philippines	566	124.0	132.2	155.5	138.9	132.5	200.1	94.7	96.0	97.1	95.3	99.4	133.0
Samoa	862	0.2	0.1	0.1	0.1	0.5	0.2	0.0	0.0	0.0	0.1
Solomon Islands	813	0.8	0.0	0.0	0.1	0.1	0.1	0.0
Sri Lanka	524	29.7	37.7	51.7	54.8	54.4	48.3	33.7	31.8	38.0	34.1	40.2	50.5
Thailand	578	379.1	377.7	372.8	311.4	310.5	330.9	381.2	428.1	431.4	396.1	447.6	461.9
Timor-Leste	537	0.0	0.0	0.0	0.9
Vanuatu	846	0.0	0.1	0.1	0.0	0.0	0.0
Vietnam	582	147.2	199.0	199.0	197.6	217.4	299.4	1,490.5	2,626.6	2,555.6	2,379.1	2,904.4	4,074.6
Asia n.s.	598	1.0	0.2	0.1	0.5	0.3	0.3	0.1	0.0	0.0	0.1	0.1
Europe	170	25,383.6	26,809.6	27,352.5	21,689.5	20,543.9	22,729.3	21,823.9	21,397.8	20,450.2	16,405.7	16,709.9	19,463.4
Emerg. & Dev. Europe	903	17,938.8	18,674.7	19,816.8	17,427.0	17,292.3	19,008.2	14,151.1	14,108.7	14,096.7	12,116.0	13,018.5	14,658.4
Albania	914	72.4	66.9	66.9	65.4	57.9	68.3	30.6	21.8	17.3	13.6	8.7	11.0
Bosnia and Herzegovina	963	452.3	475.7	467.7	372.6	394.5	425.7	560.9	584.5	639.3	532.1	562.7	635.6
Bulgaria	918	844.3	857.6	891.4	746.7	754.1	814.7	455.8	495.1	481.4	435.3	485.0	584.2
Croatia	960	1,443.7	1,484.6	1,566.7	1,529.6	1,425.7	1,466.3	1,036.5	876.4	620.9	591.5	732.4	800.5
Faroe Islands	816	0.5	0.7	1.1	1.0	1.7	1.4	0.0	0.0	0.0	0.0	0.0	0.0
Gibraltar	823	0.7	1.0	3.4	2.9	1.6	1.2	0.0	0.0	0.0	0.0	0.1	0.1
Hungary	944	5,090.6	5,365.2	6,019.2	4,990.6	5,065.6	5,650.3	5,411.9	5,298.3	5,206.8	3,936.6	4,129.3	4,764.1
Kosovo	967	40.5	40.1	38.4	42.6	51.6	56.4	8.1	9.2	10.9	14.5	8.1	12.5
Macedonia, FYR	962	143.0	163.1	160.5	135.7	125.7	120.8	57.0	60.0	66.1	66.5	70.4	64.1
Montenegro	943	51.8	59.3	51.8	35.7	46.4	56.6	7.1	5.5	2.7	3.4	11.4	2.5
Poland	964	4,791.1	5,147.7	5,437.1	4,863.6	4,637.2	5,296.9	2,993.9	3,065.3	3,163.9	3,099.8	3,412.1	3,792.0
Romania	968	2,655.7	2,619.8	2,768.7	2,402.1	2,500.3	2,719.2	1,332.3	1,419.8	1,557.5	1,382.9	1,426.3	1,685.2
Serbia, Republic of	942	715.1	680.9	675.2	616.6	694.8	780.4	397.2	492.6	507.2	461.7	468.4	533.5
Turkey	186	1,637.2	1,712.2	1,668.7	1,622.0	1,535.3	1,550.1	1,859.8	1,780.3	1,822.6	1,578.1	1,703.4	1,773.1
CIS	901	7,439.6	8,128.1	7,527.5	4,256.7	3,245.7	3,714.0	7,672.7	7,289.0	6,353.5	4,289.7	3,691.2	4,804.8
Armenia	911	67.2	147.5	93.7	23.4	16.4	19.8	1.9	1.6	1.8	2.2	1.9	1.8
Azerbaijan, Rep. of	912	154.1	160.3	158.4	101.6	65.1	67.4	201.4	606.2	494.8	372.8	176.6	408.1
Belarus	913	335.7	389.7	350.4	196.0	128.3	152.9	51.8	57.5	47.2	30.5	31.1	38.1
Georgia	915	90.8	83.9	73.6	79.3	74.9	65.0	2.2	11.7	5.0	2.6	1.4	6.3
Kazakhstan	916	408.9	446.3	421.4	306.3	155.0	172.3	1,836.7	1,765.1	2,174.9	954.8	721.5	1,059.6
Kyrgyz Republic	917	16.1	19.1	16.9	13.3	11.2	10.5	0.2	1.2	0.9	0.2	0.3	1.4
Moldova	921	92.5	96.7	109.8	88.3	83.4	94.6	21.3	23.9	32.4	31.4	34.5	48.1
Russian Federation	922	5,210.9	5,716.5	5,298.6	2,889.6	2,159.6	2,479.1	4,815.6	4,082.0	2,883.1	2,406.5	2,228.3	2,560.8
Tajikistan	923	11.3	12.7	13.8	8.6	5.7	10.3	0.0	0.1	0.0	0.0	0.0	0.0
Turkmenistan	925	57.0	33.8	167.8	57.9	39.9	33.8	0.2	2.0	2.2	4.0	1.6	1.1
Ukraine	926	883.1	929.4	701.1	383.1	461.4	557.6	739.5	735.6	707.9	482.7	493.0	677.9
Uzbekistan	927	112.1	92.2	122.0	109.4	44.8	50.6	1.9	2.1	3.2	1.9	1.1	1.7
Europe n.s.	884	5.2	6.8	8.2	5.8	6.0	7.1	0.1	0.1	0.1	0.0	0.3	0.2
Mid East, N Africa, Pak	440	3,791.1	4,262.0	4,205.4	3,803.9	3,322.4	3,139.9	2,805.9	2,574.0	3,011.6	1,983.7	1,605.5	1,650.1
Afghanistan, I.R. of	512	16.8	14.6	27.2	10.1	8.1	9.7	0.1	0.1	0.1	0.2	0.3	0.2
Algeria	612	291.8	306.3	306.6	271.6	226.2	296.4	266.3	255.0	374.9	358.1	167.9	179.2
Bahrain, Kingdom of	419	34.4	26.7	31.3	30.5	32.5	41.9	16.0	13.1	22.2	30.8	33.4	32.9
Djibouti	611	1.1	2.1	1.1	1.3	0.9	0.7	0.0	0.0	0.0	0.0	0.0
Egypt	469	254.7	282.7	282.8	269.9	313.0	294.8	63.1	83.3	91.0	34.2	26.0	22.0
Iran, I.R. of	429	283.6	244.5	294.7	319.9	310.9	340.9	145.2	11.3	19.2	14.1	104.4	124.6
Iraq	433	245.4	203.6	106.0	162.5	107.4	97.5	58.9	292.3	103.8	234.0	231.9	392.9
Jordan	439	74.4	81.0	93.9	74.4	65.4	59.3	7.7	3.4	2.5	4.9	3.4	3.7
Kuwait	443	145.1	386.9	278.0	122.6	133.5	96.8	309.7	302.0	331.2	23.0	0.8	0.7
Lebanon	446	62.6	82.4	83.0	71.4	71.2	62.4	2.1	3.1	5.9	3.7	4.2	3.6
Libya	672	112.2	164.8	120.5	72.8	46.4	27.6	816.1	618.0	797.9	396.7	352.3	423.8
Mauritania	682	17.9	12.3	19.9	35.2	17.0	17.3	0.0	0.0	0.0	0.0	0.0
Morocco	686	116.1	155.9	141.0	128.3	128.0	147.7	60.9	82.9	88.0	83.5	81.5	93.9
Oman	449	99.2	109.0	132.6	123.1	99.4	103.8	3.9	7.9	2.5	2.0	1.4	1.2

Austria (122)

In Millions of U.S. Dollars

		Exports (FOB)						Imports (CIF)					
		2012	2013	2014	2015	2016	2017	2012	2013	2014	2015	2016	2017
Pakistan	564	110.9	92.5	100.0	128.2	130.8	174.6	48.7	56.6	109.6	73.8	76.6	83.0
Qatar	453	162.8	134.7	132.9	173.8	152.4	122.2	4.1	5.0	32.5	35.6	11.5	22.4
Saudi Arabia	456	758.5	924.4	968.3	785.7	648.1	428.8	677.6	471.6	578.9	277.9	182.2	57.5
Somalia	726	0.4	0.6	0.6	0.9	0.7	0.9	0.0	0.0	0.0	0.0	0.0	0.0
Sudan	732	30.6	26.9	29.7	22.6	14.8	17.4	0.2	0.0	0.0	0.0	0.0	0.0
Syrian Arab Republic	463	26.6	8.4	6.9	8.0	4.7	8.6	5.6	0.7	2.3	0.6	0.9	0.7
Tunisia	744	111.4	111.4	105.8	89.7	89.8	85.7	167.8	163.5	186.8	257.7	137.6	103.1
United Arab Emirates	466	817.0	864.6	919.6	885.7	710.6	693.1	151.5	204.0	230.1	152.3	188.9	104.4
West Bank and Gaza	487	1.1	2.2	2.0	4.7	1.9	4.0	0.2	0.2	0.3	0.6	0.5	0.2
Yemen, Republic of	474	16.5	23.4	20.8	10.9	8.8	8.0	0.1	0.0	32.0	0.2	0.0	0.0
Sub-Saharan Africa	603	1,174.5	1,175.2	1,240.0	1,034.2	958.1	981.1	1,482.9	1,637.4	808.0	431.7	269.4	437.8
Angola	614	33.4	26.5	19.4	41.1	56.5	47.0	0.0	0.0	0.0	20.0	27.6	0.3
Benin	638	6.6	10.8	17.7	19.0	14.8	13.8	0.0	0.0	0.1	0.0	0.0	0.0
Botswana	616	1.1	2.3	1.8	3.0	1.4	1.3	0.0	0.0	0.1	0.0	0.0	0.1
Burkina Faso	748	5.3	2.2	1.5	3.1	2.4	2.4	0.0	0.0	0.0	0.0	0.0	0.0
Burundi	618	0.2	0.1	0.1	0.2	0.3	0.2	9.2	1.1	0.0	0.0	0.4	0.8
Cabo Verde	624	2.6	0.8	1.4	0.9	1.3	0.4	0.0	0.0	0.0	0.0	0.0	0.0
Cameroon	622	5.0	3.7	11.8	5.8	5.9	3.8	1.7	0.2	0.3	0.1	0.2	0.2
Central African Rep.	626	0.0	0.1	0.1	0.1	0.6	0.5	0.0	0.0	0.0	0.0	0.0	0.0
Chad	628	4.0	3.7	11.6	5.0	5.4	1.7	0.0	0.1	0.2	0.0	0.0
Comoros	632	0.1	0.0	0.1	0.1	0.0	0.0	0.0	0.0	0.0
Congo, Dem. Rep. of	636	7.7	8.0	6.8	5.7	4.3	3.1	0.0	0.0	0.1	0.1	0.8	0.4
Congo, Republic of	634	6.7	7.7	9.8	8.0	3.1	1.9	0.1	0.1	0.0	88.4	43.2	0.0
Côte d'Ivoire	662	17.9	13.6	22.0	21.4	24.3	22.8	1.0	0.4	0.4	0.3	0.8	0.5
Equatorial Guinea	642	1.3	2.4	1.8	0.2	0.2	0.3	0.3	0.0	0.0	0.1
Eritrea	643	0.2	0.2	0.1	1.0	0.1	3.4	0.0	0.0	0.0	0.0	0.0
Eswatini, Kingdom of	734	0.0	0.0	0.4	0.1	0.2	0.4	0.0	0.0	0.2	0.0	0.1	0.0
Estonia	939	145.2	170.3	160.5	137.5	174.0	166.0	46.3	41.4	44.9	53.0	50.0	58.5
Ethiopia	644	32.8	12.2	10.7	14.6	22.2	18.7	0.5	0.4	0.4	0.6	1.5	1.0
Gabon	646	20.4	18.7	21.1	17.9	4.9	2.2	0.0	0.0	0.0	0.1	0.1	0.0
Gambia, The	648	0.8	0.5	0.4	1.1	0.5	0.6	0.0	0.0	0.0	0.0	0.0	0.0
Ghana	652	24.1	38.0	35.4	25.2	21.0	23.1	0.3	0.4	0.4	0.3	0.6	0.6
Guinea	656	0.5	1.0	0.5	0.9	3.2	7.4	0.0	0.0	0.0	0.0	0.0	0.0
Guinea-Bissau	654	0.0	0.1	0.1	0.0	0.1	3.8	0.0
Kenya	664	25.2	21.0	28.6	25.2	18.7	20.1	0.9	0.8	0.9	0.9	1.2	0.6
Lesotho	666	0.1	0.0	0.1	0.0	0.0	0.1	0.0	0.0	0.0	0.0	0.0
Liberia	668	2.3	2.0	1.9	4.1	3.7	2.4	0.0	0.2	0.0	0.0	0.6	0.0
Madagascar	674	1.5	1.3	1.4	1.1	1.6	2.1	1.0	0.5	0.5	0.6	0.4	0.5
Malawi	676	1.3	1.8	1.1	1.1	2.3	12.0	0.0	0.0	0.0	0.0	0.0	0.4
Mali	678	48.4	44.1	67.5	70.4	88.6	103.0	0.8	3.0	0.0	0.0	0.0	0.0
Mauritius	684	11.3	9.2	12.2	9.1	7.6	9.0	12.8	11.6	11.2	6.4	3.0	3.4
Mozambique	688	5.9	25.9	19.5	3.6	6.0	5.7	5.3	0.1	3.7	7.3	0.3	0.6
Namibia	728	7.3	8.3	13.5	15.5	7.6	7.4	0.9	0.7	0.7	0.6	0.7	0.7
Niger	692	0.6	0.4	1.0	0.5	0.6	0.5	0.1	0.0	0.0	0.0	0.1	0.0
Nigeria	694	149.3	172.9	190.9	115.1	75.5	93.6	1,167.3	1,269.7	434.6	53.0	0.9	246.8
Rwanda	714	1.9	0.5	0.2	1.2	1.2	0.5	2.5	0.4	3.0	6.4	6.5	8.1
São Tomé & Príncipe	716	0.0	0.0	0.2	0.1	0.3	0.0	0.0	0.0	0.0	0.0	0.0
Senegal	722	18.2	29.5	29.9	22.3	41.6	40.2	0.0	0.2	0.2	0.4	0.2	0.4
Seychelles	718	0.8	2.4	1.6	2.2	1.0	1.7	0.1	0.0	0.0	0.0	0.0	0.0
Sierra Leone	724	1.0	0.7	4.3	1.8	1.6	0.9	0.0	0.0	0.1	0.0	0.0	0.0
South Africa	199	696.2	654.0	636.7	542.7	492.1	487.1	277.1	345.9	350.2	245.4	178.6	170.6
South Sudan, Rep. of	733	0.6	1.7	1.8	1.9	0.9	0.0
Tanzania	738	15.8	17.8	24.6	16.9	10.4	13.2	0.2	0.4	0.2	0.4	0.9	0.7
Togo	742	3.1	2.7	2.4	1.9	1.6	1.7	0.0	0.1	0.0	0.0	0.0	0.0
Uganda	746	8.1	9.7	10.9	9.0	7.5	6.2	0.6	0.3	0.1	0.1	0.1	0.2
Zambia	754	4.2	15.5	10.4	9.4	11.3	10.6	0.1	0.1	0.1	0.0	0.1	0.1
Zimbabwe	698	1.1	2.0	4.7	1.5	2.5	3.5	0.4	0.2	0.3	0.2	0.4	0.5
Africa n.s.	799	0.0	0.1	0.1	3.1	0.0	0.0	0.1	0.0	0.0	0.0
Western Hemisphere	205	3,338.4	3,087.4	2,978.2	2,529.2	2,644.8	3,123.8	556.8	553.1	786.2	942.0	735.9	715.2
Anguilla	312	0.0	0.0	0.0	0.0	0.1	0.0	0.0	0.0	0.0	0.0	0.0

Austria (122)

In Millions of U.S. Dollars

		Exports (FOB)						Imports (CIF)					
		2012	2013	2014	2015	2016	2017	2012	2013	2014	2015	2016	2017
Antigua and Barbuda	311	0.2	0.1	0.7	0.3	0.3	1.4	0.0	0.0	0.0	0.0	0.0
Argentina	213	249.9	166.5	168.2	137.5	143.3	175.6	116.3	99.7	128.8	126.8	76.9	73.1
Aruba	314	0.9	0.8	0.6	0.7	0.6	0.6	0.0	0.0	0.0	0.1	0.1
Bahamas, The	313	12.0	13.8	15.3	8.5	10.1	5.9	0.0	4.4	0.1	0.1	0.0	0.0
Barbados	316	1.5	0.8	0.4	0.7	8.8	0.6	0.0	0.0	0.0	0.2	0.0	0.1
Belize	339	6.4	4.9	4.3	3.9	4.0	3.5	0.1	0.0	0.1	0.2	0.0	0.0
Bermuda	319	0.3	0.2	0.4	0.5	0.7	1.0	0.0	0.0	0.0	0.0	0.0	0.2
Bolivia	218	13.9	35.9	68.5	23.2	41.5	162.2	7.1	6.4	11.2	15.5	7.0	5.3
Brazil	223	1,373.3	1,134.9	941.8	719.5	641.7	821.8	175.0	159.4	227.9	180.3	150.7	220.0
Chile	228	197.6	268.5	186.2	177.8	206.7	214.8	86.6	99.8	128.3	78.3	76.2	93.3
Colombia	233	165.6	170.5	160.7	133.8	110.7	148.7	3.5	5.6	4.2	3.5	9.9	2.5
Costa Rica	238	24.8	41.9	56.4	22.3	25.2	22.2	1.3	0.9	0.9	0.7	0.6	0.6
Curacao	354	1.1	2.4	4.8	1.5	1.1	0.0	0.7	0.0	0.0	0.0
Dominica	321	0.0	0.0	0.1	0.3	0.4	0.6	0.0	0.0	0.0	0.0	0.0	0.0
Dominican Republic	243	9.4	10.9	12.4	11.4	13.0	18.9	0.4	0.7	0.3	0.6	0.7	0.9
Ecuador	248	45.9	48.7	45.6	45.4	36.1	44.1	3.1	2.0	1.5	1.1	0.8	1.2
El Salvador	253	8.1	7.2	5.9	7.2	6.9	7.2	0.4	0.4	0.5	0.8	0.3	1.0
Falkland Islands	323	0.0	0.0	0.0	0.0	0.3	0.0	0.0	0.0
Greenland	326	0.2	0.2	0.1	0.2	0.4	0.3	0.0	0.0	0.0	0.0
Grenada	328	0.0	0.1	0.1	0.0	0.1	0.1	0.0	0.0	0.0	0.0	0.0
Guatemala	258	20.8	24.7	24.4	23.2	21.6	24.0	1.9	1.0	1.1	1.4	1.0	1.5
Guyana	336	0.6	0.4	0.9	0.8	0.7	0.2	0.0	0.3	0.6	0.6	0.0	0.9
Haiti	263	1.6	1.2	1.7	1.2	1.5	1.1	0.0	0.0	0.0	0.0	0.1	0.2
Honduras	268	15.9	32.5	23.1	7.3	15.1	8.7	3.0	2.6	2.9	3.1	3.1	3.2
Jamaica	343	4.8	4.3	4.7	3.4	2.3	3.3	0.1	0.0	0.0	0.1	0.1	0.0
Mexico	273	678.7	754.6	808.3	858.4	1,067.4	1,278.6	112.1	121.2	207.0	445.9	285.3	187.7
Montserrat	351	0.0	0.1	0.0	0.1	0.0	0.0	0.0	0.0	0.0	0.0
Netherlands Antilles	353	3.0	0.0
Nicaragua	278	6.6	1.7	2.5	2.6	6.7	11.4	0.3	0.4	0.4	0.3	1.0	0.8
Panama	283	40.1	23.1	27.5	22.4	53.1	30.2	1.2	2.0	0.0	0.8	1.0	1.0
Paraguay	288	13.4	31.0	26.3	10.4	12.7	13.7	0.5	1.4	1.7	1.6	1.9	2.0
Peru	293	132.7	128.4	123.3	99.4	98.7	70.1	7.9	9.0	15.4	17.3	31.5	46.5
Sint Maarten	352	1.1	1.3	5.4	1.0	0.9	0.0	0.0	0.0	0.0	0.0
St. Kitts and Nevis	361	0.1	0.4	0.1	0.1	0.2	0.1	0.0	0.0	0.0
St. Lucia	362	0.7	0.2	0.7	1.1	0.2	0.2	0.0	0.0	0.0	0.0	0.0	0.0
St. Vincent & Grens.	364	0.0	0.1	0.9	0.5	1.2	0.1	0.0	0.0	0.1
Suriname	366	1.5	6.9	1.7	3.7	1.2	1.3	0.0	0.0	0.0	0.0	0.0	0.0
Trinidad and Tobago	369	16.0	19.6	17.9	10.1	5.5	7.4	0.1	0.0	0.5	0.1	0.6	0.1
Uruguay	298	68.0	26.1	28.7	25.5	17.5	26.1	33.2	35.1	51.3	62.5	77.5	71.6
Venezuela, Rep. Bol.	299	189.1	122.1	201.3	153.5	52.4	13.0	2.3	0.7	0.5	0.4	0.6	1.1
Western Hem. n.s.	399	34.6	1.8	12.9	2.1	33.5	2.7	0.0	0.0	0.1	0.1	9.0	0.1
Other Countries n.i.e	910	9.2	17.2	9.5	11.0	11.9	16.7	5.4	3.8	4.1	2.2	2.6	2.8
Cuba	928	8.4	16.8	8.7	10.9	9.9	16.7	5.3	3.6	4.0	2.1	2.0	1.8
Korea, Dem. People's Rep.	954	0.8	0.5	0.8	0.2	2.1	0.0	0.1	0.2	0.1	0.1	0.6	1.0
Special Categories	899	152.2	131.0	145.0	97.8	74.7	108.2
Countries & Areas n.s.	898	0.0	0.0	0.1	0.1	0.0	0.0	0.0	0.0
Memorandum Items													
Africa	605	1,744.0	1,790.1	1,842.9	1,582.1	1,433.7	1,546.2	1,978.2	2,138.7	1,457.7	1,130.9	656.4	814.0
Middle East	405	3,094.0	3,539.3	3,473.5	3,116.0	2,706.1	2,389.6	2,261.9	2,016.0	2,252.2	1,210.4	1,141.6	1,190.7
European Union	998	116,743.5	122,695.2	124,511.0	106,971.4	107,415.9	119,530.5	136,641.2	140,413.4	139,854.4	119,751.0	123,077.4	135,899.7
Export earnings: fuel	080	9,444.7	10,375.6	10,109.1	6,872.7	5,290.7	5,533.9	10,487.0	9,920.3	8,533.2	5,444.8	4,493.2	5,626.7
Export earnings: nonfuel	092	157,253.4	164,771.4	168,114.0	145,855.4	146,799.2	162,492.6	168,109.1	173,352.9	173,542.4	150,601.0	153,203.7	170,128.3

Azerbaijan, Republic of (912)

In Millions of U.S. Dollars

		Exports (FOB)						Imports (CIF)					
		2012	2013	2014	2015	2016	2017	2012	2013	2014	2015	2016	2017
IFS World		32,634.0	23,975.4	21,828.6	12,729.1	9,143.3	9,090.0	9,652.9	10,712.5	9,187.7	9,216.7	8,532.4	5,559.6
World	001	23,908.0	23,975.4	21,828.6	11,003.3	9,143.1	11,191.3	9,652.9	10,711.7	9,189.9	9,195.7	8,531.7	8,781.9
Advanced Economies	110	14,833.3	13,931.5	14,404.6	7,737.3	5,340.3	6,425.9	4,079.2	4,836.0	4,143.7	4,733.9	3,397.5	3,062.3
Euro Area	163	9,697.6	10,377.7	10,301.0	5,522.6	3,356.6	4,305.4	1,873.8	2,127.3	1,793.8	2,037.8	1,247.6	1,327.2
Austria	122	140.0	399.5	345.5	407.3	112.7	137.6	124.6	89.3	88.8	118.4	63.1	62.4
Belgium	124	2.7	7.7	1.5	13.0	6.5	13.3	57.5	68.6	96.7	80.1	55.0	62.0
Cyprus	423	23.4	23.2	0.0	1.1	40.5	50.3	51.1	8.5	9.8	0.6	0.8
Estonia	939	0.4	0.8	0.2	0.3	0.7	0.7	5.9	7.5	4.4	5.7	2.4	2.5
Finland	172	0.0	0.0	0.0	0.2	0.3	0.7	51.9	63.9	70.9	34.5	12.6	18.4
France	132	1,775.6	1,131.1	1,523.5	864.2	493.6	136.3	185.8	425.4	157.4	212.3	150.4	154.7
Germany	134	964.8	1,356.7	1,925.6	1,224.0	610.8	450.5	780.0	823.0	703.6	690.1	399.2	443.7
Greece	174	833.8	810.3	256.0	145.7	0.5	159.5	15.2	4.8	62.8	16.2	15.3	12.1
Ireland	178	27.7	34.6	0.0	52.2	23.4	0.0	18.2	12.0	12.1	11.9	17.6	10.8
Italy	136	5,548.0	5,989.7	4,805.6	2,254.3	1,560.0	2,625.4	262.9	249.4	272.8	588.0	332.2	318.7
Latvia	941	5.7	2.4	0.8	0.8	0.9	2.0	8.5	11.0	9.7	8.3	7.9	13.0
Lithuania	946	2.7	2.2	0.7	0.5	2.4	2.3	21.3	19.6	29.6	26.9	14.9	23.9
Luxembourg	137	0.2	0.2	0.2	0.2	9.6	15.6	14.4	15.0	3.9	8.8	3.4	3.8
Malta	181	51.7	0.0	86.3	141.9	106.3	36.9	0.3	1.1	0.3	0.1	0.1	0.1
Netherlands	138	10.8	18.6	19.1	101.8	38.3	22.0	150.1	181.0	188.8	102.8	75.6	87.9
Portugal	182	243.1	525.8	552.1	257.1	410.6	2.9	2.4	6.5	26.2	11.0	10.8
Slovak Republic	936	0.0	0.0	0.0	0.1	0.1	0.1	26.3	24.1	19.0	21.6	21.5	23.0
Slovenia	961	0.0	0.0	0.0	4.2	5.3	6.1	12.2	8.6	14.6	14.1	17.6
Spain	184	66.9	74.9	783.7	316.1	128.2	246.2	91.5	65.9	49.4	61.6	50.7	60.9
Australia	193	31.2	0.2	0.3	0.6	0.2	0.6	7.2	11.6	4.6	9.1	7.8	5.0
Canada	156	8.5	0.1	220.2	223.7	62.2	407.8	32.6	14.5	34.5	16.6	14.0	15.6
China,P.R.: Hong Kong	532	0.8	2.2	0.2	0.6	0.1	0.1	3.2	0.8	1.9	2.0	1.0	2.6
Czech Republic	935	511.8	215.9	592.0	549.5	214.4	556.9	98.2	89.1	45.9	58.4	101.9	107.6
Denmark	128	2.2	0.3	0.8	0.1	0.1	1.0	20.1	25.5	19.1	16.6	22.2	22.5
Iceland	176	0.0	0.0	0.0	0.0	0.0	0.6	1.1	1.3	1.1	4.1	3.9
Israel	436	1,666.6	1,260.7	1,766.9	801.5	664.1	638.9	61.6	17.6	24.0	24.9	15.6	32.7
Japan	158	1.0	22.6	1.2	0.9	1.7	4.4	243.1	288.4	240.5	558.1	282.7	170.4
Korea, Republic of	542	1.1	34.4	0.0	0.0	0.1	0.2	242.8	229.3	186.3	133.9	72.0	85.3
New Zealand	196	0.1	0.2	0.1	0.1	0.1	17.6	15.6	21.0	17.5	40.0	47.9
Norway	142	2.5	0.7	2.0	1.2	3.1	1.7	21.3	38.0	31.9	144.3	275.6	155.5
San Marino	135	0.2	0.5
Singapore	576	250.4	0.3	60.0	0.3	0.9	0.4	19.8	46.4	41.5	103.5	201.5	21.8
Sweden	144	0.1	0.1	0.3	0.1	0.3	0.4	63.7	42.3	49.7	80.1	67.9	28.5
Switzerland	146	82.0	74.4	154.9	96.8	101.7	169.8	133.8	159.6	94.4	99.2	63.1	57.0
Taiwan Prov.of China	528	650.1	467.3	432.1	112.5	796.9	267.3	27.8	18.2	11.6	29.2	13.5	17.5
United Kingdom	112	326.7	484.4	126.5	10.7	57.2	9.7	496.2	1,334.0	978.3	553.3	495.2	239.9
United States	111	1,600.8	990.3	745.8	416.3	80.7	61.2	715.8	376.8	563.5	848.2	471.6	720.8
Emerg. & Dev. Economies	200	9,073.7	10,042.8	7,423.0	3,265.2	3,802.0	4,763.8	5,568.4	5,875.7	5,046.1	4,461.7	5,134.2	5,718.9
Emerg. & Dev. Asia	505	4,566.2	5,927.5	3,781.3	1,075.6	937.6	1,239.9	800.7	720.8	840.9	695.8	955.9	1,172.8
Bangladesh	513	0.0	0.0	0.3	0.0	0.1	0.8	2.2	8.5	9.4
Brunei Darussalam	516	0.0	0.0	0.0	0.0	0.1	0.0	0.0
Cambodia	522	0.0	0.4	0.0	0.1	0.1	0.2	2.3	2.6
China,P.R.: Mainland	924	183.8	88.6	63.9	53.2	271.5	443.8	631.9	566.3	697.1	511.9	703.9	854.5
Fiji	819	0.1	0.0	0.2	0.0
India	534	1,890.7	1,098.4	778.3	270.2	437.2	333.9	69.7	49.6	36.9	34.8	59.8	97.0
Indonesia	536	1,757.3	2,771.8	2,012.3	477.8	77.5	292.3	37.3	28.8	32.8	19.9	46.1	49.3
Malaysia	548	370.7	0.1	11.3	11.2	1.3	4.5	19.0	30.3	21.9	77.8	36.4	30.8
Mongolia	948	0.6	0.5	0.3	0.1	0.1	0.0	0.0	0.0	0.0	0.1
Myanmar	518	0.0	0.0	0.0	0.0	0.2	0.7
Nepal	558	0.1	0.0	0.0	0.0	0.0	0.0	0.0	0.0
Philippines	566	0.0	0.0	0.1	0.0	0.0	0.2	0.3	0.8	0.7	1.4	2.0
Sri Lanka	524	0.0	12.9	17.5	15.9	14.6	44.2	51.1
Thailand	578	343.7	1,665.5	839.9	259.1	101.1	109.4	26.3	22.0	29.9	23.9	25.4	29.2
Vietnam	582	19.4	302.6	75.4	3.9	48.9	55.1	3.3	5.2	4.4	9.7	27.2	46.0
Asia n.s.	598	0.0	0.4	0.1	0.0	0.0

Azerbaijan, Republic of (912)

In Millions of U.S. Dollars

		Exports (FOB)						Imports (CIF)					
		2012	2013	2014	2015	2016	2017	2012	2013	2014	2015	2016	2017
Europe	170	3,414.1	2,989.9	2,482.2	1,459.4	2,462.9	3,176.5	4,174.3	4,299.7	3,687.9	3,378.6	3,687.7	3,969.2
Emerg. & Dev. Europe	903	1,591.3	961.1	1,114.5	594.2	1,455.8	1,784.6	1,666.3	1,615.2	1,510.8	1,369.1	1,474.5	1,498.8
Albania	914	0.0	0.1	0.0	0.0	0.0	0.0	0.2	0.4
Bosnia and Herzegovina	963	0.0	0.4	0.0	0.3	0.2	0.5	0.5	0.3	0.9
Bulgaria	918	597.6	119.1	61.2	0.4	0.2	26.0	19.6	63.4	12.7	39.4	37.3
Croatia	960	330.6	213.3	311.7	199.2	233.5	140.0	3.4	9.3	11.3	1.4	51.2	1.4
Faroe Islands	816	0.5	0.2
Gibraltar	823	64.5	0.5	0.5	0.0	0.0	0.1	0.0
Hungary	944	0.1	0.0	71.6	0.2	0.9	2.0	23.7	33.1	23.9	27.7	40.1	41.3
Macedonia, FYR	962	0.0	0.0	0.0	0.4	0.4	0.7	0.4	1.0
Montenegro	943	0.0	0.0	0.1	0.0	0.0	0.0	0.0	0.0	0.0	0.0	0.1
Poland	964	3.5	10.2	16.3	6.5	4.8	8.7	45.3	46.5	62.3	90.7	70.2	69.1
Romania	968	59.6	92.4	86.3	83.9	83.3	267.2	24.0	36.5	55.8	64.7	86.5	68.1
Serbia, Republic of	942	0.0	0.0	0.0	0.0	0.0	22.3	5.4	2.3	4.0	5.5
Turkey	186	600.0	526.0	502.5	304.3	1,132.8	1,366.3	1,520.4	1,463.8	1,286.6	1,171.4	1,181.6	1,273.5
CIS	901	1,822.7	2,028.8	1,367.6	865.2	1,007.0	1,391.9	2,508.0	2,684.5	2,177.1	2,009.4	2,213.2	2,470.4
Belarus	913	11.7	14.7	15.1	10.0	48.2	17.5	68.0	87.3	83.9	83.6	76.3	130.2
Georgia	915	570.7	519.2	529.5	366.0	343.4	471.3	129.9	131.3	93.9	68.0	51.5	74.1
Kazakhstan	916	52.9	64.2	29.8	18.0	26.3	34.3	340.6	306.8	221.1	98.9	98.1	107.8
Kyrgyz Republic	917	26.7	12.8	25.8	6.6	5.6	0.6	2.2	1.8	1.7	1.6	1.1	1.2
Moldova	921	0.3	0.2	0.1	0.4	0.5	0.2	8.8	4.0	5.4	3.6	4.0	6.8
Russian Federation	922	959.8	1,077.8	640.3	416.8	409.3	587.0	1,378.4	1,505.2	1,314.5	1,437.9	1,641.8	1,554.3
Tajikistan	923	44.0	13.8	2.6	12.1	2.0	0.2	0.0	0.2	0.2	0.0
Turkmenistan	925	58.9	39.9	38.0	13.1	113.8	54.1	32.7	48.3	13.2	38.5	110.0
Ukraine	926	86.2	275.6	48.4	23.5	44.4	220.9	539.1	589.1	419.6	309.7	289.8	459.9
Uzbekistan	927	11.5	10.7	37.9	10.9	3.4	4.0	8.0	10.8	23.6	6.2	11.9	26.0
Mid East, N Africa, Pak	440	1,091.7	1,122.7	1,131.1	728.8	389.1	330.5	328.9	343.5	233.8	182.9	254.2	311.4
Afghanistan, I.R. of	512	119.9	205.3	276.0	208.4	44.3	52.2	0.1	0.0	0.0
Algeria	612	2.9	1.0	0.7	0.1	11.2	0.0	0.1	0.0	0.2	0.1	0.4	1.0
Bahrain, Kingdom of	419	0.0	0.0	0.0	0.0	0.1	0.0	0.1	0.3	0.0	0.3	0.1	0.1
Djibouti	611	0.3	0.1
Egypt	469	24.5	58.4	91.5	0.1	11.9	1.5	6.6	3.4	2.5	3.6	4.9	6.6
Iran, I.R. of	429	87.3	73.3	39.4	33.3	49.7	16.8	176.4	207.7	147.2	90.5	161.1	240.3
Iraq	433	418.4	353.6	236.6	187.5	17.8	15.7	0.3	0.5	0.4	0.2	0.0	0.0
Jordan	439	0.0	0.1	0.0	0.0	2.7	4.1	1.3	2.1	1.0	0.7	2.1	2.5
Kuwait	443	0.0	0.0	0.0	0.0	0.2	0.1	0.2	0.1	0.4	3.9	3.5	7.0
Lebanon	446	31.2	0.1	35.1	42.7	32.9	0.3	1.0	1.5	0.9	0.6	1.1
Libya	672	142.4	166.3	25.8	0.8	0.0	0.0	0.9	0.9	0.0	0.1	0.0
Mauritania	682	0.0	0.0	0.0	0.1
Morocco	686	62.4	0.0	0.0	6.7	0.0	0.1	4.6	2.8	3.9
Oman	449	1.7	4.4	0.0	0.0	0.1	0.1	0.2	0.2	0.1	0.1	0.1	0.3
Pakistan	564	0.0	0.0	0.2	0.3	1.4	1.8	1.3	1.1	2.6	1.7	5.9	6.4
Qatar	453	1.5	2.1	0.3	0.5	0.1	4.7	1.3	0.4	0.0	0.0	0.1	0.0
Saudi Arabia	456	0.1	0.1	0.1	0.2	0.5	1.3	23.9	30.3	14.5	9.1	12.1	16.4
Sudan	732	0.0	0.0	0.1	0.0	0.0	0.1	0.0	0.1
Syrian Arab Republic	463	0.0	0.5	0.2	0.1	0.1	0.3	0.2
Tunisia	744	247.2	186.8	420.6	291.7	194.8	182.2	8.2	0.4	1.1	0.5	2.3	2.5
United Arab Emirates	466	14.3	8.6	4.3	5.7	11.6	16.7	101.6	94.8	61.1	66.7	57.8	22.8
West Bank and Gaza	487	0.0	0.0	0.2
Yemen, Republic of	474	0.1	0.1	0.2	0.0	0.0	0.0
Sub-Saharan Africa	603	0.2	0.1	0.4	1.0	8.7	14.9	13.3	79.4	2.2	4.5	8.7	10.5
Angola	614	0.0	0.0	0.2	0.1	0.2	0.0	0.0	0.0	0.0	0.0
Benin	638	0.2
Cabo Verde	624	7.8	0.0
Cameroon	622	0.0	0.0	0.0	0.0	0.1	0.0	0.0	0.0
Congo, Republic of	634	0.0	0.0	0.0	0.6	0.0	0.0	0.0	0.0
Côte d'Ivoire	662	0.0	0.0	0.0	0.0	0.0	0.0	0.0	0.1
Eswatini, Kingdom of	734	14.1	0.0	0.5	0.2	0.0
Estonia	939	0.4	0.8	0.2	0.3	0.7	0.7	5.9	7.5	4.4	5.7	2.4	2.5
Ethiopia	644	0.0	0.0	0.1	0.5

Azerbaijan, Republic of (912)

In Millions of U.S. Dollars

		Exports (FOB)						Imports (CIF)					
		2012	2013	2014	2015	2016	2017	2012	2013	2014	2015	2016	2017
Gabon	646	0.0	0.0	0.1	0.0	0.1
Ghana	652	0.0	0.0	0.2	0.0	0.0	0.1	0.0	0.2	0.0
Guinea	656	0.0	0.0	0.0	8.0
Kenya	664	0.0	0.0	0.1	0.0	0.1	0.1	0.0	0.7	0.8
Madagascar	674	0.0	0.0	0.0	0.1	0.3	0.5
Malawi	676	0.5	0.2	0.1	0.2
Mauritius	684	0.0	0.0	0.0	0.0	0.1	0.1
Mozambique	688	0.0	0.1	0.0	0.0	0.0	0.0	0.0	0.0
Niger	692	0.0	0.1	0.0
Nigeria	694	0.0	0.0	0.1	0.0	0.0	0.5	0.0	0.0	0.0	0.0	0.0
Seychelles	718	0.0	0.0	0.7	4.0	0.2	0.1	0.0	0.1
Sierra Leone	724	0.1	0.0	0.0	0.0	0.1	0.0	0.0
South Africa	199	0.0	0.0	0.1	0.3	0.0	2.6	74.8	1.7	3.0	6.2	7.2
Tanzania	738	0.0	0.0	0.0	0.6	0.0	0.5	0.3	0.4
Zambia	754	0.2	0.3	0.1	0.1	0.0
Zimbabwe	698	0.0	0.3	0.0	0.0	0.5
Western Hemisphere	205	1.5	2.5	28.1	0.4	3.8	2.0	251.3	432.3	281.4	200.0	227.7	254.9
Anguilla	312	0.0	0.1
Argentina	213	0.0	0.1	0.1	0.0	0.0	0.0	15.0	7.0	11.0	15.2	12.9	22.2
Aruba	314	0.1	0.0	0.0	0.0	0.0
Bahamas, The	313	25.7	0.0	0.0	0.0	0.0
Barbados	316	0.0	0.0	0.3	0.1	0.0
Belize	339	1.4	0.3	2.6	2.9	0.1	0.0	0.0
Brazil	223	0.3	0.3	0.3	0.2	2.9	0.1	183.3	371.8	221.4	119.7	162.0	172.5
Chile	228	0.4	1.3	1.2	1.7	3.4	2.4
Colombia	233	0.0	0.0	0.0	0.1	0.1	0.1	0.2	0.8	0.1	0.5	0.2	0.4
Costa Rica	238	0.0	0.0	0.2	0.2	0.3	1.1	1.2
Curacao	354	0.1	0.0
Dominican Republic	243	0.0	0.0	0.3	0.1	0.1	0.2
Ecuador	248	0.0	0.0	0.0	0.0	0.0	16.5	8.7	7.0	18.5	21.1	22.3
El Salvador	253	0.0	0.0	0.1	0.0
Falkland Islands	323	0.1
Guatemala	258	0.0	0.2	0.2
Guyana	336	0.1	0.1
Jamaica	343	0.0	4.7	6.5	11.3	14.0	2.8	11.8
Mexico	273	0.5	0.0	0.1	0.0	0.3	0.1	4.5	6.2	7.1	22.2	20.8	19.2
Panama	283	0.3	2.0	1.7	21.7	13.9	0.6	0.0	0.1
Paraguay	288	0.0	0.1	0.6	0.7
Peru	293	0.0	0.0	0.0	0.2	0.0	0.1	0.1	0.0	0.0	0.6	0.5
St. Kitts and Nevis	361	1.2	4.7	5.9
Trinidad and Tobago	369	0.0	0.0	0.1	0.0	0.0	0.1	0.0	0.0	0.1	0.1	0.0
Uruguay	298	0.0	1.0	2.0	5.8	0.2	1.1	0.1
Venezuela, Rep. Bol.	299	0.1	0.0	0.1	0.2	0.1	0.0	5.1	5.0	7.6	1.0
Western Hem. n.s.	399	0.0	0.0	0.0	2.3	1.6	1.1	0.0	0.0
Other Countries n.i.e	910	0.0	0.0	5.2	0.0	0.0	0.1	0.1	0.3
Cuba	928	0.0	0.0	5.2	0.0	0.0	0.1	0.1	0.2
Korea, Dem. People's Rep.	954	0.0	0.0	0.0	0.0	0.1
Countries & Areas n.s.	898	1.0	1.1	1.0	0.8	0.9	1.6	0.0	0.5
Memorandum Items													
Africa	605	250.3	250.4	421.8	292.9	214.7	197.4	28.1	79.9	3.6	9.7	14.3	18.0
Middle East	405	721.7	667.1	433.5	228.2	137.4	93.9	312.6	341.7	229.8	176.0	242.8	297.5
European Union	998	11,529.5	11,513.4	11,567.7	6,372.9	3,951.6	5,291.5	2,674.4	3,763.0	3,103.7	2,943.5	2,222.3	1,942.8
Export earnings: fuel	080	1,740.8	1,791.6	1,016.1	677.0	641.3	731.7	2,072.5	2,209.8	1,785.8	1,734.1	2,035.0	2,083.9
Export earnings: nonfuel	092	22,167.2	22,183.8	20,812.6	10,326.4	8,501.8	10,459.5	7,580.4	8,501.9	7,404.1	7,461.5	6,496.7	6,698.1

Bahamas, The (313)

In Millions of U.S. Dollars

		Exports (FOB)						Imports (CIF)					
		2012	2013	2014	2015	2016	2017	2012	2013	2014	2015	2016	2017
IFS World		828.7	811.7	689.2	442.8	402.7	469.3	3,657.5	3,365.9	3,790.5	3,162.0	2,931.7	3,427.8
World	001	892.1	2,449.0	1,612.1	659.1	544.2	532.3	3,669.9	3,423.4	3,831.4	3,279.4	3,042.0	3,495.9
Advanced Economies	110	782.1	780.1	652.5	453.5	231.8	440.5	3,269.0	3,148.5	3,450.1	2,754.8	2,689.0	3,176.6
Euro Area	163	56.7	35.5	59.0	81.5	54.1	45.2	88.0	39.2	87.8	131.3	151.3	118.0
Austria	122	0.0	0.0	0.2	0.2	0.0	0.0	0.0	0.0	0.2	0.1	0.1
Belgium	124	1.2	0.0	0.2	4.0	10.2	3.7	3.2	2.3	9.4	5.2	4.7	5.2
Cyprus	423	0.2	0.0	0.0	0.0	0.1	0.0	0.1	4.4	0.1	0.1
Estonia	939	e 0.0	e 0.0	e 0.0	e 8.3	e 4.1	e 2.1	e 0.9	e 1.5	e 0.9
Finland	172	0.1	0.0	1.3	10.2	0.2	0.4	2.7	0.6	1.2	0.7	0.9	6.7
France	132	26.3	22.3	25.9	57.7	32.3	31.1	22.8	15.8	20.1	20.8	24.2	19.5
Germany	134	28.1	10.3	5.4	3.1	4.5	1.0	12.1	7.0	8.9	49.6	74.0	20.7
Greece	174	0.2	0.3	0.3	0.1	0.2	0.4	0.4	0.2	0.4	0.3	0.4	0.2
Ireland	178	25.1	0.6	0.5	0.3	1.1	1.3	1.0	3.0	3.2	3.2
Italy	136	0.2	0.3	0.6	4.2	1.9	0.5	7.9	3.5	12.5	18.2	8.6	10.4
Lithuania	946	e 0.0	e 0.2	e 0.4	e 0.4	e 0.5	e 1.1	e 0.4
Luxembourg	137	e 0.0	e 0.0	e 0.3	e 0.0	e 0.0	0.0	0.0	0.9	0.1	0.0	0.0
Malta	181	0.0	0.1	0.0	0.0	0.0
Netherlands	138	0.1	2.1	0.2	0.7	3.1	6.9	27.8	2.4	18.7	9.0	19.1	26.9
Portugal	182	0.0	0.0	0.1	0.1	0.0	0.1	0.0	0.2	11.2	10.8	2.2
Slovak Republic	936	e 0.0	e 0.0	e 0.0	e 0.0	e 0.1	e 0.2	e 0.0
Spain	184	0.2	0.2	0.1	0.3	1.0	0.8	1.0	1.5	11.8	7.1	2.4	21.5
Australia	193	2.0	5.2	2.0	4.0	2.1	5.5	0.8	1.4	2.5	0.3	0.3	0.9
Canada	156	25.1	22.8	14.3	5.1	1.6	2.5	19.7	18.2	20.1	6.2	7.7	26.8
China,P.R.: Hong Kong	532	5.6	4.3	0.9	0.2	0.2	0.3	3.5	1.9	2.9	1.5	1.0	29.2
China,P.R.: Macao	546	e 0.0	e 0.1	e 0.1	e 0.0	e 0.1	e 0.0
Czech Republic	935	0.0	0.0	0.0	0.0	0.1	0.0	0.1	0.0	0.1
Denmark	128	0.0	0.0	0.1	0.0	0.0	0.0	3.8	0.8	2.0	9.7	4.0	3.3
Iceland	176	0.0	0.0	0.0	0.2	0.2	0.2	0.0
Israel	436	0.0	0.0	0.0	0.0	0.8	0.6	0.1	1.8	1.2	0.3
Japan	158	0.2	0.2	0.3	5.2	3.9	0.0	31.3	42.8	28.7	52.9	55.1	54.2
Korea, Republic of	542	0.0	0.0	0.1	6.9	5.2	12.3	3.4	6.3	7.0
New Zealand	196	0.1	0.2	0.2	0.7	0.4	0.4
Norway	142	0.0	0.1	0.0	2.9	0.4	0.3	0.2	0.0	0.1	0.2	0.0	1.0
Singapore	576	0.0	0.0	3.1	0.2	0.1	0.3	1.1	1.8	0.5	0.2	0.9
Sweden	144	2.1	0.7	0.0	0.1	0.1	1.3	1.9	2.2	0.6	1.6	10.8	6.0
Switzerland	146	0.4	0.4	0.0	60.7	0.7	0.2	13.3	13.6	15.8	48.1	19.9	27.3
Taiwan Prov.of China	528	e 1.7	e 1.5	e 0.8	e 0.3	e 0.2	e 0.0	e 0.2	e 0.9	e 0.7	e 0.7	e 0.7
United Kingdom	112	12.3	30.5	5.0	6.3	5.1	9.4	17.5	14.1	23.4	19.8	14.9	21.2
United States	111	675.9	678.6	569.9	283.8	163.1	375.5	3,080.8	3,005.7	3,250.9	2,476.0	2,414.9	2,879.9
Emerg. & Dev. Economies	200	109.7	1,668.8	959.5	205.6	312.4	89.2	301.1	233.0	350.9	429.8	270.9	217.3
Emerg. & Dev. Asia	505	33.1	21.3	1.7	15.8	46.0	3.5	65.5	22.4	36.3	176.7	51.6	46.6
Cambodia	522	e 0.0	e 0.0	e 0.0	e 0.1
China,P.R.: Mainland	924	3.9	2.1	1.4	2.9	3.9	2.3	60.3	17.6	27.1	137.6	31.5	31.1
Fiji	819	0.5
India	534	0.0	0.1	0.1	12.3	41.2	0.2	2.0	1.1	1.6	16.0	7.6	6.4
Indonesia	536	0.3	0.6	0.1	0.7	0.5	0.5
Malaysia	548	0.1	0.1	0.0	0.3	17.5	5.8	1.1
Maldives	556	e 29.1	e 19.1	e 0.2	e 0.1	e 0.1	e 0.1
Myanmar	518	e 0.0	e 0.0	e 0.1
Nauru	836	1.1
Philippines	566	0.0	0.0	0.0	0.0	0.2	0.0	0.0	0.0
Thailand	578	0.0	0.0	0.0	2.5	2.4	5.0	4.3	5.0	6.4
Tonga	866	0.1	0.0	0.0	0.0	0.0	0.0
Vietnam	582	0.4	0.9	0.8	0.1	0.8	0.6	1.0	1.0
Asia n.s.	598	0.1	0.0	0.0	0.0
Europe	170	8.6	0.8	0.6	1.5	3.6	3.7	15.2	1.3	43.8	4.6	3.3	16.6
Emerg. & Dev. Europe	903	7.8	0.4	0.2	0.3	2.7	0.1	9.8	1.2	3.1	3.6	3.3	2.5
Bulgaria	918	e 0.0	e 0.0	e 0.0	e 0.0	e 2.6	e 0.0	0.0	0.3	0.2	0.0
Croatia	960	e 7.6	e 0.0	e 0.0	e 0.0	e 0.0	e 8.6	e 0.0	e 0.1	e 0.0	e 0.4	e 0.1
Faroe Islands	816	e 0.2	e 0.2	e 0.2	e 0.2	e 0.2	e 0.2

Bahamas, The (313)

In Millions of U.S. Dollars

		Exports (FOB)						Imports (CIF)					
		2012	2013	2014	2015	2016	2017	2012	2013	2014	2015	2016	2017
Macedonia, FYR	962	e 0.2	e 0.2	e 0.0	e 0.0	e 0.0	0.0	0.0
Montenegro	943	e 0.0	e 0.0	e 0.0	e 0.0	e 0.0	e 0.0	e 0.1	e 0.0	e 0.0	e 0.0
Poland	964	0.1	0.1	0.4	0.4	0.9	0.5	0.1	0.6
Romania	968	e 0.0	e 0.0	0.0	0.1	0.2	0.1	0.0
Serbia, Republic of	942	0.1
Turkey	186	0.1	0.1	0.2	0.3	0.0	0.0	0.5	0.5	1.4	2.8	2.1	1.6
CIS	901	0.8	0.5	0.4	1.2	0.9	3.6	5.4	0.1	40.7	1.0	0.0	14.1
Azerbaijan, Rep. of	912	e 0.0	e 0.0	e 0.0	e 0.0	e 27.2
Belarus	913	e 0.1	e 0.1	e 0.2	e 0.2	e 0.2	e 0.3	e 0.0
Georgia	915	e 0.0	e 2.7	0.0	0.0	0.0
Kazakhstan	916	e 0.0	e 0.1	e 0.0	e 0.0	e 0.0	e 0.0
Moldova	921	e 0.1	e 0.1	e 0.1	e 0.1	e 0.1	e 0.1	e 0.0	e 0.0	e 0.1
Russian Federation	922	0.0	0.0	0.1	0.8	0.0	0.0
Tajikistan	923	0.9	0.6	0.6	13.4
Ukraine	926	e 0.5	e 0.2	e 0.0	e 0.0	e 5.4	e 0.1	e 0.1	e 0.1	e 14.0
Mid East, N Africa, Pak	440	1.4	18.5	46.4	1.3	18.9	2.0	1.4	0.7	1.3	0.5	45.0	0.5
Algeria	612	e 0.5	e 43.7	e 0.0	e 0.0	e 0.0	44.5
Bahrain, Kingdom of	419	e 0.0	e 0.0	e 0.0	e 0.0	e 0.0	e 0.0	e 0.1	e 0.0	e 0.0	e 0.1	e 0.0	e 0.0
Egypt	469	0.0	0.0	0.1	0.1	0.2	0.1
Iraq	433	0.1	0.0	0.0	0.0	0.0	0.0
Lebanon	446	0.1	0.0	0.0	0.0	0.0	0.0	0.0	0.0
Mauritania	682	e 0.0	e 16.5
Morocco	686	0.0	0.2	0.1	0.0	0.0
Oman	449	0.0	0.0	0.4	0.0	0.0	0.0
Pakistan	564	0.0	0.1	0.0	0.1	0.2
Qatar	453	e 0.0	0.1	0.1	0.1
Saudi Arabia	456	0.1	0.3	0.0	1.1	0.0	0.0	0.0	0.0
Syrian Arab Republic	463	e 0.0	e 0.0	e 0.0	e 0.0	e 0.0	e 0.0	1.0	0.0	0.0	0.0
Tunisia	744	18.2	0.2	0.4	0.0	0.0	0.0	0.0
United Arab Emirates	466	e 0.9	e 1.7	e 2.5	e 1.2	e 0.3	e 1.5
Sub-Saharan Africa	603	39.6	1,602.4	895.0	169.1	171.5	33.8	1.6	54.6	13.8	14.2	4.5	2.6
Burkina Faso	748	e 2.2
Cameroon	622	e 0.1	e 0.2
Comoros	632	e 0.1
Congo, Republic of	634	e 0.0	e 0.3	e 42.3
Côte d'Ivoire	662	e 0.0	e 1,381.6	e 537.5	e 0.2	e 1.2	e 9.3	e 0.3	e 0.3	e 0.3
Estonia	939	e 0.0	e 0.0	e 0.0	e 8.3	e 4.1	e 2.1	e 0.9	e 1.5	e 0.9
Ethiopia	644	e 15.6	e 15.5	e 21.1	e 21.0	0.0	0.0	0.0
Ghana	652	8.9	0.0	0.0	0.0	0.0	0.0	0.0	0.0	0.0
Kenya	664	13.0	2.9	0.0	0.0	0.0	0.0	0.4	6.5	3.7	1.7
Liberia	668	0.0	0.4	0.0	0.0
Mauritius	684	0.0	0.0	0.0	0.1	0.0	0.0
Mozambique	688	e 9.2	e 200.1	e 42.1	e 3.7	e 2.6	e 0.2	e 8.8	e 0.9	e 0.0	e 0.0
Namibia	728	e 0.7	e 279.0	e 157.8	e 152.2	e 1.7	0.0	0.0	0.0	0.0
Niger	692	e 0.0	e 0.1	2.9
Nigeria	694	0.2	0.9	1.8	0.0	6.8	0.0	0.0
São Tomé & Príncipe	716	e 0.0	e 1.4
Seychelles	718	e 0.1	e 0.1	e 0.1	e 0.1	e 0.1	e 0.1
South Africa	199	0.0	0.0	5.8	7.3	15.0	9.0	0.3	0.1	0.2	0.5	0.4	0.6
Tanzania	738	1.2	0.0
Zambia	754	e 0.9	e 0.2	e 0.0	e 0.2	0.1	0.0
Western Hemisphere	205	26.9	25.9	15.8	17.9	72.4	46.2	217.3	154.0	255.6	233.8	166.6	151.0
Antigua and Barbuda	311	0.0	0.0	1.5	4.9	4.7	7.1	0.9	2.0	0.0	0.0	0.1
Argentina	213	5.5	7.8	6.4	2.0	3.5	4.1	0.4	1.0	0.9	2.0	22.7	2.7
Aruba	314	0.8	0.2	0.1	0.0	0.0	0.0	0.0	0.0	0.0	0.0	0.0	0.1
Barbados	316	0.1	0.0	0.8	0.4	0.0	0.1	3.7	2.3	96.9	11.2	5.3	5.6
Belize	339	0.0	0.0	0.0	0.2	0.2	0.0	0.0
Bermuda	319	0.2	0.0	0.0	0.3	0.2	0.2	0.0	0.1	0.0	0.2	0.2
Bolivia	218	0.5	0.2	0.0	0.0	0.0	0.0	0.1
Brazil	223	3.4	5.0	3.9	1.3	0.7	1.9	6.5	7.5	10.9	34.7	20.3	23.0

Bahamas, The (313)

In Millions of U.S. Dollars

		Exports (FOB)						Imports (CIF)					
		2012	2013	2014	2015	2016	2017	2012	2013	2014	2015	2016	2017
Chile	228	0.7	0.9	0.0	0.6	0.0	2.6	2.1	1.8	2.1	1.4	1.5
Colombia	233	0.7	0.0	0.1	11.6	0.2	1.5	13.5	3.0	2.9	0.9	1.9
Costa Rica	238	0.0	0.0	0.0	8.9	0.5	6.4	4.9	6.7	11.4	8.0	10.5
Curacao	354	0.2	0.1	0.0	0.0	0.0	1.1	0.6	0.5	0.8	0.8	0.9
Dominica	321	0.0	0.0	0.0	0.0	0.8	0.3	3.3	47.1	8.5	8.6
Dominican Republic	243	0.0	0.0	0.0	1.8	0.2	0.3	8.4	7.9	14.1	21.1	11.4	13.2
Ecuador	248	0.2	0.6	0.1	8.8	0.3	0.5	0.5	0.8	0.6	1.1
El Salvador	253	0.2	0.1	0.1	0.2
Grenada	328	0.0	0.0	0.0	0.0	0.0	0.0	0.0	0.0	0.0	0.2	0.1	0.1
Guatemala	258	0.2	0.2	2.0	1.2	0.4	0.4	1.2	17.7	3.6	6.5
Guyana	336	0.0	0.0	0.0	0.2	0.0	0.1	0.0	0.0	0.0	0.0	0.1
Haiti	263	0.2	0.2	0.1	0.2	0.1	0.5	0.7	0.1	0.1	0.3	0.2	0.2
Honduras	268	0.4	0.2	0.2	0.1	0.0	0.0	2.6	1.2	2.4	1.2	1.2	2.2
Jamaica	343	1.2	0.8	0.3	0.3	0.4	0.5	4.7	2.0	2.3	3.4	2.6	3.6
Mexico	273	0.6	0.5	0.1	7.3	35.0	2.6	7.9	8.1	9.8	14.1	50.1	18.5
Montserrat	351	0.0	0.9	0.0	0.0
Nicaragua	278	0.0	0.1	0.1	0.4	0.0	0.1	0.0	0.1	0.1
Panama	283	7.9	4.6	2.3	0.1	0.4	3.4	11.6	10.9	15.8	27.2	16.5	32.0
Paraguay	288	1.5	1.3	0.8	0.6	0.4	0.4	0.1	0.0	0.0	0.0	0.0
Peru	293	0.3	0.0	0.7	0.2	3.9	4.3	5.5	8.4	2.6	4.6
St. Kitts and Nevis	361	0.0	0.0	2.0	0.0	0.0	0.0	0.0	0.0
St. Lucia	362	0.0	0.1	0.1	0.1	0.1	0.0	0.0	0.3	0.0	0.7
St. Vincent & Grens.	364	0.0	0.0	0.0	0.0	0.0	0.0	0.3	0.3
Suriname	366	2.4	2.4	0.1
Trinidad and Tobago	369	0.1	0.1	0.1	0.0	0.0	0.0	142.8	81.9	57.3	10.9	0.5	2.7
Uruguay	298	2.1	2.0	0.5	0.1	0.0	0.0	0.1	0.1	1.4	0.3	0.1	0.3
Venezuela, Rep. Bol.	299	0.0	0.0	0.0	0.0	2.2	0.2	0.0	0.9	0.9	4.8
Western Hem. n.s.	399	13.1	1.3	2.7	19.2	14.6	7.9	4.7
Other Countries n.i.e	910	0.3	0.1	0.1	0.1	0.0	0.0	3.1	1.4	1.8	0.2	0.1	0.2
Cuba	928	0.0	0.0	0.0	0.0	0.0	0.0	0.1	0.1	0.0	0.0	0.0	0.0
Korea, Dem. People's Rep.	954	0.3	0.1	0.1	0.1	0.0	0.0	3.0	1.3	1.8	0.1	0.1	0.2
Countries & Areas n.s.	898	2.5	96.6	40.5	28.6	94.5	82.1	101.8
Memorandum Items													
Africa	605	40.1	1,618.9	938.7	169.1	189.7	33.8	1.8	55.0	14.0	14.3	49.0	2.6
Middle East	405	0.9	1.9	2.7	1.3	0.7	2.0	1.2	0.2	1.1	0.3	0.4	0.4
European Union	998	78.7	66.8	64.2	88.0	62.0	56.1	120.1	56.9	115.2	163.2	181.8	149.3
Export earnings: fuel	080	2.9	2.7	47.1	1.3	12.4	11.1	148.9	140.1	88.0	23.3	47.6	10.9
Export earnings: nonfuel	092	889.2	2,446.3	1,565.0	657.8	531.8	521.2	3,520.9	3,283.2	3,743.4	3,256.1	2,994.5	3,485.0

Bahrain, Kingdom of (419)

In Millions of U.S. Dollars

		Exports (FOB)						Imports (CIF)					
		2012	2013	2014	2015	2016	2017	2012	2013	2014	2015	2016	2017
IFS World		8,964.7	8,428.6	8,801.3	6,699.3	6,964.7	10,036.9	12,196.4	12,457.0	11,601.2	13,158.9
World	001	6,960.9	10,480.4	23,326.9	16,512.2	12,765.5	15,177.6	14,292.2	18,665.6	20,132.1	16,437.3	14,804.2	13,156.7
Advanced Economies	110	1,400.7	1,986.0	7,734.6	4,444.3	3,855.0	4,323.6	4,972.1	4,549.4	5,780.9	5,981.1	5,666.9	5,971.2
Euro Area	163	265.4	315.9	868.3	431.9	394.2	791.3	1,490.7	1,405.6	1,659.6	1,596.6	1,566.7	2,079.2
Austria	122	2.8	2.2	12.8	21.8	8.8	8.7	33.9	24.8	32.7	36.4	42.1	46.1
Belgium	124	3.7	6.4	82.5	41.2	40.2	65.2	52.4	57.6	63.8	63.6	59.0	68.3
Cyprus	423	0.6	0.8	0.9	27.5	0.6	0.6	2.8	4.5	6.3	5.1	7.4	31.3
Estonia	939	0.0	0.0	0.3	0.4	0.5	2.8	2.9	6.3	2.2	1.9	13.2
Finland	172	5.2	1.8	1.2	0.9	0.8	0.9	10.4	9.1	17.5	14.0	19.7	20.3
France	132	22.0	30.7	55.6	41.1	45.5	118.2	180.5	222.4	255.7	238.0	264.5	404.0
Germany	134	24.6	21.8	27.7	19.9	17.2	14.7	559.3	508.0	580.0	544.1	464.1	601.9
Greece	174	1.3	2.1	0.2	0.1	0.4	0.0	11.0	10.5	11.5	8.1	9.8	32.5
Ireland	178	0.2	0.2	0.4	1.0	2.0	1.4	53.1	44.7	57.1	61.5	63.8	66.0
Italy	136	43.5	114.0	161.8	45.1	49.6	70.0	321.7	293.4	343.9	318.8	326.8	368.8
Latvia	941	0.0	0.3	0.0	0.0	0.3	0.4	0.4	2.6	0.5	0.6
Lithuania	946	0.1	1.1	1.6	1.0	0.9	0.6	2.5	12.7	2.6	2.1	1.1
Luxembourg	137	0.7	0.8	0.0	0.2	0.0	2.8	2.6	1.1	1.9	3.0	16.9
Malta	181	0.1	0.2	0.5	0.3	0.8	0.1	3.7	1.6	2.0	2.1	1.6	17.7
Netherlands	138	155.3	109.9	512.8	205.9	182.4	462.1	100.7	101.8	136.8	125.6	130.4	164.7
Portugal	182	0.0	6.9	0.0	0.8	0.4	0.0	8.9	8.5	16.4	16.5	17.4	49.3
Slovak Republic	936	0.0	0.0	0.0	0.0	0.0	14.3	14.3	13.7	15.6	17.3	14.2
Slovenia	961	0.2	0.0	1.4	2.7	3.0	2.0	3.2	3.6	3.1	3.9	13.4
Spain	184	5.3	17.7	10.5	23.0	41.2	44.8	129.5	92.6	97.9	134.6	131.2	149.0
Australia	193	104.9	108.9	222.8	77.2	92.9	159.6	507.8	453.5	806.5	785.1	567.8	586.3
Canada	156	13.3	67.9	29.2	20.7	15.6	6.6	106.5	68.9	55.9	105.2	49.9	97.8
China,P.R.: Hong Kong	532	4.8	27.8	14.2	21.4	14.3	22.0	14.4	20.5	13.7	12.0	6.5	11.3
China,P.R.: Macao	546	0.0	0.0	0.1	0.1	0.2	0.3	0.1	0.2	0.3	0.1
Czech Republic	935	0.0	0.1	0.3	0.2	0.2	17.2	14.4	26.9	28.4	34.9	43.6
Denmark	128	11.9	26.3	2.3	2.5	2.1	1.8	27.7	22.5	30.5	27.0	32.3	35.8
Iceland	176	0.0	0.0	0.0	0.3	0.0	0.3	0.5	0.1	0.1
Israel	436	0.0	0.2
Japan	158	19.7	33.7	3,260.8	1,968.7	1,116.0	661.8	784.8	785.7	1,035.1	1,119.0	895.9	807.6
Korea, Republic of	542	22.1	80.9	553.2	390.6	78.6	122.0	371.5	243.6	247.8	224.3	229.5	389.1
New Zealand	196	26.3	218.0	319.0	20.4	37.5	26.3	51.3	32.5	57.2	65.1	56.7	34.2
Norway	142	17.7	21.7	5.8	17.4	8.6	26.1	5.8	22.8	35.1	10.7	54.1	9.1
San Marino	135	0.0	0.0	0.0	0.1	0.0	0.1
Singapore	576	84.3	130.8	1,175.0	493.6	298.0	563.5	36.8	39.1	101.5	91.6	76.1	82.8
Sweden	144	12.7	5.0	1.2	0.8	1.0	1.3	33.9	39.4	112.8	31.7	29.6	36.7
Switzerland	146	24.6	10.4	20.7	14.0	8.0	24.1	236.0	243.0	248.6	252.2	255.2	322.3
Taiwan Prov.of China	528	e 262.2	e 203.6	e 307.7	e 148.9	e 170.0	e 91.3	43.0	48.1	58.5	59.7	55.6	86.3
United Kingdom	112	30.7	36.8	42.0	125.4	205.9	144.8	341.2	311.0	339.7	420.2	480.1	373.9
United States	111	499.9	698.3	912.3	710.8	1,412.1	1,681.0	902.3	798.2	950.6	1,151.5	1,275.1	975.0
Vatican	187	0.0	0.5	0.1	0.5	0.0	0.4	0.1
Emerg. & Dev. Economies	200	5,560.3	8,494.4	15,592.3	12,067.9	8,909.7	10,853.2	5,957.6	14,079.1	14,302.9	10,411.0	5,981.5	7,159.8
Emerg. & Dev. Asia	505	886.2	912.3	2,197.3	1,112.4	1,671.8	2,087.3	2,572.5	2,303.0	2,847.7	2,858.5	2,632.7	2,957.3
American Samoa	859	0.0	0.0	0.0	0.0	0.1
Bangladesh	513	3.2	12.0	60.9	20.5	40.8	35.9	10.8	14.9	23.1	37.2	34.8	33.6
Brunei Darussalam	516	0.0	0.0	0.0	0.0	0.0	0.0	0.0	0.3	0.2	0.1	0.1	0.0
Cambodia	522	0.7	0.3	0.0	0.0	0.3	0.3	3.0	1.5	3.3	4.9	7.6	6.8
China,P.R.: Mainland	924	369.3	520.4	1,002.9	315.0	534.6	1,019.2	1,360.0	1,335.9	1,615.9	1,571.4	1,429.7	1,653.8
Fiji	819	0.0	0.1	0.2	0.1	0.1	0.2
F.T. French Polynesia	887	0.2	0.2	0.3	0.2	0.4	0.0
F.T. New Caledonia	839	e 0.0	e 0.0	e 0.0	e 0.0	e 0.0	0.0	0.1	0.1	0.0	0.0
Guam	829	0.0	0.0	0.0	0.0	0.1	0.0
India	534	324.0	229.2	450.5	237.6	458.8	489.8	622.0	395.5	504.4	507.4	500.6	647.1
Indonesia	536	17.1	17.1	38.3	11.5	54.4	33.7	57.9	63.2	84.3	106.4	73.5	97.7
Lao People's Dem.Rep	544	0.0	0.1	0.0	0.0	0.0	0.0
Malaysia	548	100.9	12.6	383.0	116.2	264.9	126.3	106.5	92.8	99.0	92.7	92.0	119.8
Maldives	556	0.2	10.2	55.9	11.9	0.0	0.0	0.1	0.0	0.0	0.0	0.0	0.0
Marshall Islands	867	0.1	0.0	0.1	0.3	0.2	0.2	0.0	0.0	40.1	0.0	0.0

Bahrain, Kingdom of (419)

In Millions of U.S. Dollars

		Exports (FOB)						Imports (CIF)					
		2012	2013	2014	2015	2016	2017	2012	2013	2014	2015	2016	2017
Myanmar	518	0.1	0.1	3.8	3.6	3.8	4.4	4.9	6.0
Nauru	836	0.0	0.0	0.1	0.2	0.0	0.0	0.0
Nepal	558	0.0	0.1	0.1	0.1	0.1	0.3	0.0	0.2	0.0	0.2	0.1
Papua New Guinea	853	0.1	0.0	0.0	0.0	0.0	0.0
Philippines	566	0.5	4.2	1.8	108.8	1.9	47.8	26.3	35.0	26.1	28.5	27.2	34.2
Samoa	862	0.1	0.1	0.2	0.0	0.0	0.0	0.0
Solomon Islands	813	0.4	0.0	0.0	0.0	0.0
Sri Lanka	524	3.7	1.7	11.8	6.5	3.4	4.0	8.9	7.1	12.6	9.7	11.9	22.9
Thailand	578	54.0	96.4	188.7	279.3	304.1	321.4	185.0	223.5	250.0	251.8	217.1	188.2
Vanuatu	846	0.3	0.0	0.2	0.2	0.1	0.1	0.0	0.0	0.0	0.0	0.0	0.0
Vietnam	582	12.3	8.0	3.2	4.5	8.0	8.3	87.1	31.5	96.5	154.3	149.6	145.8
Asia n.s.	598	100.2	97.1	87.1	89.1	82.8	0.9
Europe	170	213.9	271.5	294.0	138.8	105.2	143.1	281.4	269.4	374.2	361.3	340.6	456.4
Emerg. & Dev. Europe	903	204.5	257.8	279.2	130.9	95.2	131.7	236.7	237.5	355.9	346.7	323.2	410.7
Albania	914	0.0	0.1	0.2	0.4	0.6	0.4	0.3	0.6
Bosnia and Herzegovina	963	0.2	0.4	0.6	0.7	0.7	0.2
Bulgaria	918	0.2	0.0	0.0	0.0	0.1	3.0	2.6	4.8	5.2	6.1	5.1
Croatia	960	2.2	1.2	0.9	1.8	1.3	1.2	1.8	0.8	1.9	2.8	1.3	5.1
Hungary	944	0.1	0.1	0.0	0.0	2.5	0.9	32.0	15.2	12.7	33.3	16.1	19.4
Kosovo	967	e 0.0	e 0.0	0.1
Macedonia, FYR	962	0.0	0.1	0.7	0.9	0.2	0.2	0.5
Montenegro	943	0.2	0.0	0.0	0.1	0.1
Poland	964	0.6	3.0	3.2	2.8	7.4	4.9	35.1	27.4	42.6	49.3	46.8	68.1
Romania	968	0.3	0.7	1.4	0.9	0.6	0.1	8.6	10.0	33.7	12.3	13.1	27.0
Serbia, Republic of	942	0.3	0.2	0.0	0.0	2.5	3.1	1.6	2.2	1.0
Turkey	186	201.1	252.8	273.4	125.1	83.2	124.5	153.3	176.9	256.6	240.5	237.4	284.6
CIS	901	9.4	13.8	14.8	7.9	10.0	11.4	44.6	28.4	17.1	12.1	15.8	45.7
Armenia	911	0.0	0.1	0.0	0.0	0.0	0.0	0.0
Azerbaijan, Rep. of	912	0.0	3.1	8.1	0.0	0.1	0.1	0.0	0.2	0.4
Belarus	913	0.1	0.0	0.0	0.2	0.2	0.3	0.2	0.3	0.4
Georgia	915	0.0	0.0	0.2	0.5	0.0	0.1	0.5	0.6	0.9	0.3	0.6
Kazakhstan	916	0.2	0.2	0.1	0.7	1.6	0.1	0.0	0.1	0.0	0.8
Moldova	921	0.0	0.1	0.3	0.2	0.2	0.3	0.4
Russian Federation	922	9.0	13.2	14.6	7.6	1.9	1.5	41.0	11.8	5.5	6.9	8.4	21.9
Tajikistan	923	0.0	0.0	0.1	0.0	0.0
Turkmenistan	925	0.0	3.7	0.3	0.0	0.0	0.0	0.1	0.0
Ukraine	926	0.3	0.3	0.1	2.7	15.5	10.2	3.8	6.3	21.2
Uzbekistan	927	0.0	0.1	0.1	0.0	0.0	0.0	0.1	0.1	0.0
Europe n.s.	884	0.1	3.5	1.2	2.5	1.6
Mid East, N Africa, Pak	440	4,368.8	7,200.6	11,667.9	10,179.3	6,671.0	8,100.9	2,169.2	10,853.5	10,182.6	6,466.6	2,476.0	2,816.4
Afghanistan, I.R. of	512	0.5	0.6	0.2	0.7	0.4	0.4	0.0	0.1	0.2	0.2	0.2	0.4
Algeria	612	120.1	78.6	220.8	174.8	127.0	56.5	0.2	0.1	1.0	0.0	0.2	0.2
Djibouti	611	0.2	0.5	0.4	50.7	0.3	0.4	0.8	4.7	0.2	0.2	0.0	0.4
Egypt	469	78.0	121.9	488.3	349.9	218.5	297.1	48.9	59.2	74.0	75.0	78.4	102.9
Iran, I.R. of	429	89.1	5.3	5.8	7.1	1.9	2.0	25.3	15.6	18.3	19.3	18.7	12.5
Iraq	433	30.5	40.6	1,124.3	494.4	43.8	45.6	0.2	0.0	0.1	0.0	0.1	0.2
Jordan	439	59.5	127.2	68.2	39.1	58.7	42.0	20.1	22.1	42.4	41.1	42.8	42.8
Kuwait	443	176.1	242.6	219.5	393.8	380.2	356.8	141.4	119.0	130.2	158.3	130.9	90.2
Lebanon	446	11.5	18.3	95.0	28.5	29.4	63.9	15.5	20.1	32.6	26.8	19.9	23.8
Libya	672	13.8	41.0	12.3	9.7	5.3	5.5	0.0	0.0	0.0	0.0	0.0
Mauritania	682	0.0	0.0	0.2	0.1	0.1	0.0	0.0	0.0	0.1	0.0	20.1
Morocco	686	120.1	157.4	178.4	131.6	85.0	118.3	5.0	5.3	9.2	10.6	12.6	12.1
Oman	449	309.3	558.8	836.1	896.5	445.7	1,165.6	74.6	161.3	200.4	89.9	73.9	107.9
Pakistan	564	74.8	18.7	56.1	20.0	23.9	27.4	80.9	102.1	115.6	90.5	77.4	65.0
Qatar	453	660.9	291.6	1,200.8	464.0	611.9	464.7	84.7	93.6	95.4	94.5	97.0	45.7
Saudi Arabia	456	1,894.3	3,786.4	3,540.3	4,480.8	2,337.9	2,113.7	730.5	9,168.1	8,367.4	4,706.5	809.4	894.4
Somalia	726	0.0	0.1	0.1	0.4	0.4	0.4	9.8	18.9	4.0	5.0	8.1	6.4
Sudan	732	10.3	3.9	21.8	3.3	13.5	14.6	1.1	4.1	7.3	5.5	2.7	9.1
Syrian Arab Republic	463	29.4	0.8	4.4	4.6	0.0	0.0	5.3	3.0	3.0	2.2	2.6	2.6
Tunisia	744	13.3	23.7	20.7	24.2	23.0	14.9	2.3	2.4	3.9	4.0	5.2	6.3

Bahrain, Kingdom of (419)

In Millions of U.S. Dollars

		Exports (FOB)						Imports (CIF)					
		2012	2013	2014	2015	2016	2017	2012	2013	2014	2015	2016	2017
United Arab Emirates	466	656.3	1,654.4	3,496.1	2,585.2	2,233.9	3,279.7	921.7	1,051.0	1,071.9	1,131.3	1,092.4	1,368.6
West Bank and Gaza	487	0.4	4.6	6.0	6.0	1.7	1.8	0.0	0.1	0.2	0.4	0.2	0.3
Yemen, Republic of	474	20.4	23.5	72.2	13.7	28.4	29.6	0.8	2.5	5.3	5.1	3.2	4.4
Sub-Saharan Africa	603	27.0	58.9	1,376.1	529.6	395.4	431.5	70.0	114.3	198.9	115.4	64.9	74.1
Angola	614	2.4	0.6	6.5	4.9	0.3	0.3	0.0
Burkina Faso	748	0.8	3.7	2.7	6.4	2.4
Cameroon	622	0.0	0.0	0.0	3.7	3.9	0.0	3.5	4.6	5.4	0.2	0.3
Central African Rep.	626	0.0	0.1	0.3	0.1	0.0	0.0
Chad	628	0.6	1.0	0.8	0.0	0.0	2.9	0.0
Comoros	632	0.2	0.1	0.1	0.1	0.5	0.0
Congo, Dem. Rep. of	636	0.0	0.1	0.1	0.1	0.2	0.5	0.1	0.0	0.0	0.0
Congo, Republic of	634	0.0	0.1	0.1	1.1	0.0	0.0	0.0	0.1	0.0
Côte d'Ivoire	662	0.1	1.6	0.1	0.9	0.7	0.7	0.8	1.1	3.3	1.7	0.0	1.9
Eritrea	643	0.0	0.0	0.1	0.0	0.0	0.0
Eswatini, Kingdom of	734	3.9	0.5	36.4	53.3	0.4
Estonia	939	0.0	0.0	0.3	0.4	0.5	2.8	2.9	6.3	2.2	1.9	13.2
Ethiopia	644	2.4	3.3	23.3	10.2	1.8	1.9	4.2	5.3	1.0	0.7	3.5	7.1
Gabon	646	0.1	0.0	0.1	0.3	0.6	0.6	0.1	0.3	0.1	0.2	0.1	0.1
Gambia, The	648	0.1	0.0	0.0	0.0	0.0	0.0	0.0	0.0	0.0
Ghana	652	6.8	0.2	0.1	0.1	0.1	0.1	0.0	0.8	0.1	0.2	0.2	0.4
Guinea	656	0.0	0.0	0.0	0.0	0.1	0.0	0.0	0.0
Kenya	664	1.3	6.7	492.9	67.8	85.8	92.4	3.4	2.9	3.5	3.8	4.0	4.6
Lesotho	666	0.1	0.0	0.0	0.0	0.0	0.2
Liberia	668	0.4	1.0	0.5	0.5	0.5	0.5	0.0	0.0	0.0	0.0	0.0
Madagascar	674	169.9	190.8	13.0	13.5	1.0	0.9	0.6	0.7	1.2	1.1
Malawi	676	0.0	0.1	0.1	0.1	0.0	0.0
Mali	678	0.0	3.0	2.1	89.2	0.9	0.8	0.0
Mauritius	684	0.6	0.6	0.9	1.7	7.3	3.1	1.2	1.1	1.4	1.1	0.9	0.9
Mozambique	688	1.2	3.6	537.0	63.1	57.1	59.4	1.0	0.5	2.5	55.7	1.7	4.1
Namibia	728	0.0	1.6	2.1	1.0	0.0	0.0	0.2	1.3	0.6	2.1	0.6	0.7
Niger	692	1.6	0.1	0.0	0.1	0.2	0.1	0.0	0.0
Nigeria	694	2.4	3.8	1.1	42.9	7.8	8.1	0.2	0.6	1.1	2.4	7.3	9.7
Rwanda	714	2.4	0.0	0.0	0.0	0.0	0.0	0.0
Senegal	722	0.2	0.0	0.1	0.7	0.4	1.1	0.9	0.1	0.1	0.0	0.1	2.4
Seychelles	718	0.3	0.1	0.2	0.2	22.3	23.1	0.1	0.1	0.0	0.0	0.1	0.0
Sierra Leone	724	0.1	0.1	0.1	0.0	0.0	1.1	0.8	0.5	0.4	0.3	0.3
South Africa	199	5.7	11.0	67.7	50.7	57.4	115.6	45.4	48.4	30.7	34.2	32.0	33.9
Tanzania	738	0.5	16.8	72.2	68.2	135.7	106.5	0.6	0.3	0.8	0.7	0.4	0.6
Togo	742	0.2	25.3	0.5	0.3	0.0	0.0	0.0	0.0	0.0	0.0
Uganda	746	0.1	0.5	0.2	0.0	0.2	0.1	3.0	1.4	0.6	0.6	1.0	1.8
Zambia	754	0.3	0.1	0.5	0.0	0.0	0.1	1.5
Zimbabwe	698	0.2	1.5	3.1	0.0	0.1	0.0	0.1
Africa n.s.	799	0.4	0.2	0.2	0.9	0.2	0.1
Western Hemisphere	205	64.3	51.1	56.9	107.9	66.2	90.4	864.6	539.0	699.6	609.3	467.3	855.6
Anguilla	312	0.8	0.1	0.1	0.0	0.0	0.2	0.0	0.0	0.0
Antigua and Barbuda	311	0.1	0.0	0.0	0.0	0.0	0.0	0.0	0.0	0.0	0.1	0.0	0.0
Argentina	213	1.0	0.5	0.9	0.1	0.3	0.3	26.8	12.1	10.7	10.9	9.8	10.1
Aruba	314	e 0.0	e 0.1	0.0	0.0	0.0	0.0	0.1
Bahamas, The	313	0.1	0.0	0.0	0.1	0.0	0.0	0.0	0.0	0.0	0.0	0.0	0.0
Belize	339	0.0	0.0	4.9	0.0	0.1	19.2	0.7	2.0
Bermuda	319	0.0	0.0	0.0	0.0	0.0	0.0	0.1	0.0	0.0
Bolivia	218	0.0	0.0	0.0	0.1	0.2	0.3	0.2
Brazil	223	33.3	26.7	53.8	95.3	56.8	70.0	659.9	343.7	463.8	414.3	317.4	438.8
Chile	228	0.1	0.0	0.0	0.2	0.1	1.0	93.2	119.6	170.1	76.1	76.8	94.5
Colombia	233	0.3	8.5	0.5	1.4	1.9	6.2	1.3	1.5	2.6	2.1	2.0	2.2
Costa Rica	238	0.0	0.0	0.0	0.5	0.6	0.8	1.0	1.0
Curacao	354	1.1	0.0	0.4	0.1	0.1	0.0	0.0
Dominica	321	0.1	0.1	0.1	0.0	0.0	0.0
Dominican Republic	243	0.1	0.2	0.1	0.2	0.2	0.9	0.6	0.8	0.6	0.8
Ecuador	248	0.0	1.4	0.3	1.3	1.2	1.5	1.6	1.7	1.9	3.1

Bahrain, Kingdom of (419)

In Millions of U.S. Dollars

		Exports (FOB)						Imports (CIF)					
		2012	2013	2014	2015	2016	2017	2012	2013	2014	2015	2016	2017
El Salvador	253	0.0	6.2	0.1	0.1	0.0	0.0	0.1	0.1
Greenland	326	0.0	0.4	0.0	0.0	0.0
Guatemala	258	9.3	0.0	0.0	1.6	1.5	1.9	1.8	1.9	2.5
Guyana	336	0.0	0.0	0.1	0.1	0.0	0.5	0.0	0.0	0.0	0.1	0.0	0.1
Haiti	263	0.0	0.1	0.1	0.6	0.2	0.1
Honduras	268	0.0	0.2	0.3	0.3	0.3	0.3	0.3
Jamaica	343	0.0	0.0	0.1	0.0	0.1	0.0	0.0
Mexico	273	1.3	12.3	1.0	2.3	6.2	10.0	62.4	52.7	39.1	45.1	37.2	56.1
Nicaragua	278	0.0	0.0	0.0	0.2	0.2	0.1	0.1
Panama	283	0.3	0.5	0.3	0.2	0.1	0.1	0.2	0.4	0.4	27.7	0.1	225.5
Paraguay	288	0.0	0.1	0.1	0.6	1.6	3.1	3.6	3.2	3.7
Peru	293	17.3	1.5	0.0	0.1	1.4	1.0	1.7	2.2	1.9	2.2
St. Vincent & Grens.	364	0.1	0.0	0.0	0.0	0.0	0.0	0.0	11.0	10.0
Suriname	366	0.0	0.0	0.0	0.1	0.1	0.1	0.1	0.1
Trinidad and Tobago	369	0.0	0.1	0.1	0.0	0.0	0.0	0.0	0.0
Uruguay	298	0.0	0.2	0.6	0.2	0.4	0.2	0.6	1.3
Venezuela, Rep. Bol.	299	0.1	0.1	0.0	0.2	0.1	0.1	9.3	0.6	1.1	1.0	0.1	0.8
Western Hem. n.s.	399	0.0	0.0	0.0	0.0	0.0	0.1
Other Countries n.i.e	910	0.0	0.8	0.9	0.4	0.6	1.2	1.1	0.5	0.6
Cuba	928	0.0	0.8	0.9	0.4	0.6	1.2	0.8	0.5	0.6
Korea, Dem. People's Rep.	954	0.3
Countries & Areas n.s.	898	3,362.1	36.6	47.0	44.2	3,155.2	25.1
Memorandum Items													
Africa	605	291.0	323.1	1,818.3	914.7	644.8	636.7	89.2	149.9	224.5	140.8	93.8	128.8
Middle East	405	4,029.5	6,917.1	11,169.4	9,773.3	6,397.3	7,867.9	2,069.0	10,715.6	10,041.2	6,350.5	2,369.5	2,696.3
European Union	998	324.1	388.9	919.3	566.3	615.1	946.6	1,991.1	1,849.0	2,265.2	2,206.6	2,227.0	2,693.7
Export earnings: fuel	080	3,985.9	6,750.5	10,751.3	9,578.9	6,236.5	7,547.6	2,034.1	10,628.9	9,902.4	6,219.5	2,249.2	2,563.4
Export earnings: nonfuel	092	2,975.0	3,729.9	12,575.6	6,933.3	6,529.0	7,630.0	12,258.1	8,036.7	10,229.8	10,217.8	12,555.0	10,593.3

Bangladesh (513)

In Millions of U.S. Dollars

		Exports (FOB)						Imports (CIF)					
		2012	2013	2014	2015	2016	2017	2012	2013	2014	2015	2016	2017
IFS World		22,225.1	25,912.6	27,034.6	29,924.7	30,187.9	31,367.0	34,165.6	37,568.6	39,156.8	39,482.5	41,249.8	47,742.9
World	001	22,250.8	25,913.0	28,433.8	29,924.6	30,195.3	31,327.8	34,159.4	37,477.4	41,635.1	39,413.0	41,248.2	47,751.5
Advanced Economies	110	15,749.9	18,146.8	19,687.0	20,514.5	20,446.6	20,973.4	9,574.4	10,383.7	11,343.1	11,432.3	12,170.8	13,798.0
Euro Area	163	7,167.0	8,387.2	9,621.6	9,693.9	9,851.6	10,470.3	1,412.9	1,570.9	1,736.4	1,970.0	2,171.5	2,461.8
Austria	122	49.3	51.5	50.1	45.0	56.2	45.2	49.1	32.3	51.5	73.1	82.0	91.1
Belgium	124	510.0	600.6	759.2	690.2	698.6	609.5	97.0	91.5	167.0	140.5	160.2	200.3
Cyprus	423	3.0	2.3	3.3	4.5	4.2	5.7	2.2	9.3	0.5	1.3	1.3	3.1
Estonia	939	2.4	1.6	1.2	0.7	1.0	1.1	0.3	0.0	8.5
Finland	172	29.2	48.3	41.1	25.6	23.9	29.4	85.6	74.4	103.7	122.2	57.6	97.0
France	132	1,164.5	1,354.3	1,466.4	1,504.0	1,549.9	1,585.0	101.6	182.6	124.0	222.6	197.3	162.5
Germany	134	2,970.6	3,440.7	3,878.0	3,857.4	3,837.9	4,030.7	504.5	579.5	596.4	672.4	823.7	874.0
Greece	174	24.3	21.5	22.4	26.2	31.0	41.7	10.0	17.8	13.1	22.4	18.4	42.2
Ireland	178	181.9	197.0	216.1	206.8	210.8	144.8	12.5	24.4	21.5	16.2	17.3	31.1
Italy	136	758.6	920.3	1,161.7	1,170.9	1,159.3	1,277.4	269.3	274.8	311.9	413.8	522.0	564.9
Latvia	941	1.1	12.0	1.1	3.5	4.5
Lithuania	946	6.0	4.6	1.5	2.3
Luxembourg	137	3.9	4.1	4.5	4.6	1.1	6.9
Malta	181	0.5	1.1	0.6	2.5	6.0	4.2	2.0	1.9	8.4	10.5	5.8	7.7
Netherlands	138	536.8	612.8	654.0	620.1	608.1	831.4	133.9	160.7	194.3	121.0	154.7	207.1
Portugal	182	38.2	46.3	50.5	44.8	58.4	74.5	13.7	2.8	7.6	6.6	3.3	3.9
Slovak Republic	936	42.0	53.3	54.7	51.6	57.1	64.8	0.4	1.5	7.8	5.0	0.8	2.1
Slovenia	961	10.0	25.3	32.5	31.3	53.7	61.6	1.2	1.3	1.6	14.8	4.7	2.5
Spain	184	845.7	1,010.3	1,229.9	1,412.3	1,495.5	1,663.3	119.6	106.2	110.4	122.1	116.4	149.9
Australia	193	344.8	408.5	454.8	547.1	533.5	538.8	501.9	651.9	446.4	521.1	611.3	872.3
Canada	156	778.2	853.3	778.3	780.1	770.0	786.6	549.1	653.3	636.0	680.7	713.3	573.1
China,P.R.: Hong Kong	532	243.4	428.9	356.1	347.9	312.8	217.6	556.0	709.1	800.9	824.8	878.6	818.9
China,P.R.: Macao	546	7.2	6.7	18.6	26.3	31.6	32.2
Czech Republic	935	29.0	38.0	45.9	53.0	68.3	99.5	15.1	12.0	17.3	40.6	25.1	33.3
Denmark	128	363.7	413.5	516.3	513.8	554.4	592.1	82.1	73.6	93.3	64.8	80.6	87.3
Iceland	176	5.1	3.7	10.8	4.4	4.5	2.4	2.7	0.6	0.3	0.8
Japan	158	350.0	469.0	536.8	614.2	692.4	665.8	1,346.0	1,183.4	1,431.3	1,533.5	1,835.9	1,671.9
Korea, Republic of	542	101.0	146.5	188.8	168.3	159.6	144.4	1,487.8	1,237.7	1,237.3	1,134.7	1,206.0	1,232.2
New Zealand	196	28.7	41.9	47.7	47.1	53.6	53.1	92.3	98.0	130.1	170.5	136.0	179.0
Norway	142	85.8	104.8	99.1	116.4	118.6	100.1	23.7	104.6	12.2	16.3	31.7	38.4
San Marino	135	0.6
Singapore	576	154.4	128.9	120.8	117.4	95.0	105.5	1,560.1	1,970.1	2,408.4	2,038.0	2,101.5	2,739.9
Sweden	144	330.8	418.1	417.0	508.5	496.2	498.9	63.2	67.7	105.7	101.9	47.1	60.0
Switzerland	146	103.6	119.8	130.0	122.7	130.4	91.5	181.3	219.8	205.9	273.4	335.9	409.2
Taiwan Prov.of China	528	53.9	43.1	71.8	58.1	54.7	53.8	866.4	780.4	851.0	802.3	782.8	790.4
United Kingdom	112	1,908.1	2,193.3	2,238.8	2,656.7	2,588.7	2,726.9	253.5	394.1	335.1	293.1	320.2	361.3
United States	111	3,702.4	3,948.0	4,052.6	4,164.9	3,962.3	3,826.1	573.1	650.6	876.5	940.2	861.3	1,435.3
Emerg. & Dev. Economies	200	2,926.7	3,488.8	3,899.5	4,116.9	4,360.1	4,655.9	22,203.4	24,200.9	26,863.2	24,644.3	25,813.0	30,447.7
Emerg. & Dev. Asia	505	1,120.2	1,164.7	1,433.3	1,538.5	1,743.1	1,661.8	14,872.4	16,618.8	18,793.0	17,976.7	18,849.6	22,109.6
American Samoa	859	0.3	0.2	0.4
Bhutan	514	4.2	1.8	3.4	2.9	2.6	3.4	21.4	24.0	27.5	23.8	33.3
Brunei Darussalam	516	39.0	0.7	0.8	1.1	1.3	1.2	0.1	0.3	0.1	0.5
Cambodia	522	2.6	3.7	3.5	4.2	4.5	5.9	0.2	0.1	0.5	1.6	0.7	0.6
China,P.R.: Mainland	924	314.4	401.9	691.7	675.1	716.1	691.4	6,092.1	6,972.5	7,846.1	8,848.8	10,028.8	10,433.7
Fiji	819	0.6	0.1	0.2
F.T. New Caledonia	839	16.7	9.0
India	534	520.0	473.0	432.0	546.8	642.8	557.9	4,704.2	5,246.1	6,174.4	5,575.2	5,530.2	7,281.7
Indonesia	536	32.5	50.1	48.9	33.4	39.5	38.7	1,124.8	1,079.7	1,281.3	1,295.8	1,088.9	1,357.8
Kiribati	826	6.1	0.8	4.6	1.2
Lao People's Dem.Rep	544	1.7	1.6	1.0	0.1	1.0
Malaysia	548	52.4	72.2	93.9	105.7	137.9	161.2	1,711.4	1,975.5	1,762.7	1,000.7	957.2	1,195.9
Maldives	556	0.7	0.5	1.0	0.8	13.3
Mongolia	948	0.0	0.8
Myanmar	518	8.2	11.5	15.4	15.7	26.5	19.7	74.6	81.8	71.6	28.8	43.4	130.1
Nepal	558	18.2	18.6	20.5	21.3	36.4	33.6	37.1	21.8	19.4	5.8	12.6	9.2
Papua New Guinea	853	2.0	1.7	2.3	1.5	2.7	2.8	0.4	5.9	4.6

Bangladesh (513)

In Millions of U.S. Dollars

		Exports (FOB)						Imports (CIF)					
		2012	2013	2014	2015	2016	2017	2012	2013	2014	2015	2016	2017
Philippines	566	9.9	15.7	18.3	24.6	29.1	36.1	35.3	11.4	191.6	49.4	13.7	12.2
Sri Lanka	524	21.3	19.5	22.1	28.3	20.5	25.2	39.5	39.7	68.3	44.2	44.8	52.9
Thailand	578	63.3	61.2	30.7	29.0	29.6	27.8	712.9	722.5	698.9	641.6	731.7	979.1
Vanuatu	846	0.2
Vietnam	582	32.2	33.3	49.5	49.0	53.5	56.9	299.2	458.0	645.2	454.4	362.4	601.0
Europe	170	924.2	1,278.4	1,438.1	1,401.1	1,488.7	1,753.2	1,452.6	1,785.5	1,644.4	1,598.8	1,854.7	1,867.6
Emerg. & Dev. Europe	903	781.5	1,059.5	1,166.1	1,146.0	1,177.8	1,313.6	268.0	353.8	226.6	312.3	355.7	364.3
Albania	914	2.0	4.7	7.2	5.2	1.6	1.6	0.1
Bosnia and Herzegovina	963	3.0	8.1	1.0
Bulgaria	918	2.7	10.3	2.8	1.3	2.2	2.5	30.0	14.6	18.9	24.4	40.7	29.5
Croatia	960	5.7	10.6	15.1	15.4	14.8	14.9	13.0	6.4	4.9	18.3	15.2	8.6
Hungary	944	3.6	6.9	9.6	7.3	5.4	4.1	4.0	5.4	5.0	9.8	7.8	9.2
Poland	964	287.5	364.8	459.4	511.3	594.0	764.3	55.4	61.3	37.4	31.8	61.3	68.8
Romania	968	12.8	10.7	10.1	11.6	8.9	18.4	29.9	12.4	12.4	31.8	10.0	8.7
Serbia, Republic of	942	10.3	2.6	22.7	21.1	4.2
Turkey	186	467.2	651.6	662.1	594.0	550.9	507.8	122.3	245.7	145.4	173.4	199.7	234.1
CIS	901	142.7	218.9	272.0	255.1	310.9	439.5	1,184.6	1,431.7	1,417.7	1,286.5	1,499.0	1,503.2
Belarus	913	2.5	2.6	3.6	2.9	1.9	2.6	79.0	133.6	23.1	98.4	78.8	82.9
Georgia	915	2.6	1.8	0.8	1.1	1.5	2.0	0.1
Kazakhstan	916	0.5	0.5	0.9	2.3	2.9	6.8	7.8	23.4	14.4	2.3	5.1	32.9
Moldova	921	1.1	1.0	0.7	0.4	0.6	1.4	0.4	0.2	0.8
Russian Federation	922	120.5	191.6	241.6	226.0	278.1	392.8	324.3	267.7	299.2	222.7	412.0	515.9
Tajikistan	923	1.3	0.7	0.2	0.6	1.1	0.4	59.0	74.4	51.1	31.0	35.1	29.7
Turkmenistan	925	170.0	148.7	261.3	218.2	154.7	119.2
Ukraine	926	8.8	14.1	16.2	11.3	8.7	11.3	54.3	221.8	158.4	219.3	371.8	382.9
Uzbekistan	927	5.4	6.8	8.0	10.5	16.2	22.2	489.9	562.0	610.3	494.6	441.5	338.8
Mid East, N Africa, Pak	440	537.8	657.2	629.5	721.4	728.4	776.0	4,106.2	3,903.3	4,256.8	3,119.3	2,876.2	3,136.1
Afghanistan, I.R. of	512	5.0	3.9	5.9	6.4	8.9	7.8	8.8	2.4	1.2	6.0	10.0	9.2
Algeria	612	5.8	4.9	5.0	6.5	4.2	8.3	1.1	1.2
Bahrain, Kingdom of	419	3.3	3.9	4.9	4.7	4.1	5.5	16.6	24.6	72.4	58.5	24.6	38.5
Djibouti	611	0.6	1.0	2.1	2.5	2.5	3.2
Egypt	469	29.7	37.9	35.9	30.3	30.7	34.4	156.3	228.4	36.9	44.2	46.3
Iran, I.R. of	429	67.3	83.2	51.5	47.9	39.0	30.0	10.0	2.1	8.0	5.8	0.3	0.3
Iraq	433	0.3	1.1	0.9	0.9	0.6	1.7	4.8	4.1	18.9	5.2	8.4	5.3
Jordan	439	3.5	4.9	5.6	7.8	6.3	6.1	2.5	20.4	4.5	32.6	17.4	10.1
Kuwait	443	15.5	18.3	19.9	20.7	20.9	22.4	1,174.2	921.2	1,074.8	730.9	478.3	672.5
Lebanon	446	56.9	13.7	28.3	20.2
Morocco	686	3.7	5.2	4.3	5.2	6.1	9.3	242.7	103.9	138.3	176.7	128.4	86.8
Oman	449	3.7	9.6	15.4	17.3	19.2	23.1	32.9	31.9	49.8	62.2	82.9	107.2
Pakistan	564	64.9	55.5	48.8	59.4	48.3	60.7	486.8	529.8	483.6	490.7	509.4	455.2
Qatar	453	9.9	10.3	20.8	18.1	18.2	20.4	130.9	158.6	264.9	209.1	119.3	181.8
Saudi Arabia	456	104.8	121.8	148.4	173.5	159.9	170.1	841.6	825.1	969.2	585.1	620.1	628.2
Sudan	732	31.2	38.5	21.0	34.8	20.6	51.1	3.1	4.2	2.5	0.2	1.5	1.5
Syrian Arab Republic	463	20.3	6.8	2.3	1.5	0.3	0.8	0.0	1.1
Tunisia	744	3.1	4.0	5.3	4.5	4.2	4.4	101.0	135.7	146.6	126.0	115.6	62.6
United Arab Emirates	466	162.7	242.7	228.4	276.5	333.3	313.8	836.3	887.2	983.1	627.9	685.6	808.7
Yemen, Republic of	474	2.5	3.6	2.9	3.0	1.2	2.9	0.8	9.1	2.0	2.4	0.8	0.7
Sub-Saharan Africa	603	87.8	83.7	84.8	102.6	94.0	115.3	243.3	344.1	465.3	537.5	611.2	1,015.6
Benin	638	1.2	0.5	1.0	0.3	1.1	1.2	2.2	5.2	31.0	54.3	50.9	81.2
Botswana	616	0.4
Burkina Faso	748	4.7	23.5	59.3	71.9	40.6	162.2
Cameroon	622	0.9	1.5	1.3	2.3	1.7	2.6	7.8	11.9	36.2	51.8	67.2	83.0
Central African Rep.	626	0.1	0.1
Chad	628	11.2	24.4	20.0	27.0	54.5	47.8
Congo, Republic of	634	0.7
Côte d'Ivoire	662	13.4	9.9	7.5	9.9	14.5	19.1	4.1	10.5	46.7	35.7	35.4	54.9
Equatorial Guinea	642	0.2	0.2	0.3	0.8	1.5
Eswatini, Kingdom of	734	0.2
Estonia	939	2.4	1.6	1.2	0.7	1.0	1.1	0.3	0.0	8.5
Ethiopia	644	0.9	2.6	1.9	2.1	2.3	6.0	3.7	1.3	1.6

Bangladesh (513)

In Millions of U.S. Dollars

		Exports (FOB)						Imports (CIF)					
		2012	2013	2014	2015	2016	2017	2012	2013	2014	2015	2016	2017
Gabon	646	0.5	0.7	1.5	6.9
Gambia, The	648	0.1
Ghana	652	3.3	2.6	2.4	2.0	1.1	1.8	3.7	0.7	3.6	4.8	1.5	1.5
Guinea	656	0.5	0.8	0.7	0.6	0.8	1.9	0.8
Guinea-Bissau	654	1.1	1.6	1.0	0.9	2.0	0.7
Kenya	664	6.4	6.7	12.6	9.1	9.3	9.8	5.2	3.7	3.7	3.6	2.4	2.4
Liberia	668	3.9	30.2	1.2	10.1	15.4
Madagascar	674	0.6	0.3	0.4	0.5	0.8	1.1	0.4	1.4	2.2	2.4	1.6	0.8
Malawi	676	9.7	6.1	6.9	11.6	7.6	5.0
Mali	678	23.4	40.2	48.8	79.4	113.4	208.7
Mauritius	684	2.7	4.8	12.5	12.8	12.3	13.9
Mozambique	688	0.9	1.1	0.6	0.5	0.3	0.6	1.5	11.1	5.6	4.5	6.5	17.3
Namibia	728	1.9
Niger	692	1.4
Nigeria	694	2.6	2.7	2.5	2.6	2.6	3.0	10.4	6.0	1.5	5.2	1.8	4.8
Senegal	722	0.6	0.2	7.1	9.5	9.8	9.6
South Africa	199	51.9	49.8	47.8	65.0	53.3	62.9	38.7	44.7	67.9	105.9	140.1	161.9
Tanzania	738	2.5	1.8	3.2	3.5	1.9	2.9	22.1	11.0	11.0	7.9	7.1	20.9
Togo	742	1.2	7.1	67.1
Uganda	746	1.6	2.0	2.0	3.2	2.3	1.5	18.5	5.1	4.2	3.3	6.9	20.2
Zambia	754	22.4	51.6	42.8	21.9	21.2	16.5
Zimbabwe	698	48.2	68.8	22.3	22.4	17.9	6.8
Western Hemisphere	205	256.8	304.7	313.8	353.2	305.9	349.6	1,528.9	1,549.1	1,703.8	1,412.0	1,621.2	2,318.7
Argentina	213	4.1	3.4	4.6	2.4	3.1	5.5	279.9	425.6	505.9	306.2	382.1	557.8
Belize	339	2.7	0.3	5.0	0.0
Bermuda	319	0.1
Bolivia	218	0.1
Brazil	223	124.1	142.6	156.3	157.7	91.9	119.8	1,098.7	939.3	984.5	909.2	1,081.0	1,506.6
Chile	228	16.0	26.3	26.3	32.2	42.8	54.8	11.3	3.9	1.7	2.0	8.7	24.7
Colombia	233	5.2	14.6	9.1	9.5	8.7	21.7	0.8
Costa Rica	238	0.8	0.4	0.5
Dominican Republic	243	1.3	4.0	7.3	5.6	4.5	3.1
Ecuador	248	0.7	3.0
El Salvador	253	1.3	1.0	0.9	1.2	3.1	2.3
Falkland Islands	323	0.9
Guatemala	258	44.1	9.4	21.3	18.1	18.9	16.6
Guyana	336	0.1
Honduras	268	2.2	2.2
Jamaica	343	5.6	0.6	0.2	3.3
Mexico	273	92.1	101.0	93.6	125.0	121.4	109.4	5.5	3.9	7.0	8.0	6.7	11.2
Netherlands Antilles	353	0.1	0.2	0.1	0.2	0.2	0.0
Panama	283	8.4	9.4	10.6	10.5	8.3	7.3	1.1	7.5	2.3	1.6
Paraguay	288	57.5	66.1	94.0	83.4	70.9	110.2
Peru	293	5.4	6.2	12.3	14.5	26.4	28.9	5.3	2.8	7.9	5.3	3.1	3.5
St. Kitts and Nevis	361	6.9	5.4	14.0	2.8	44.7
Suriname	366	5.2	6.1
Uruguay	298	10.0	85.4	55.4	54.6	32.0	22.4
Western Hem. n.s.	399	5.4	5.6
Other Countries n.i.e	910	16.3	21.8	12.5	12.2	12.6	6.2	21.5	29.7	45.8	24.9	3.5	3.3
Korea, Dem. People's Rep.	954	16.3	21.8	12.5	12.2	12.6	6.2	21.5	29.7	45.8	24.9	3.5	3.3
Special Categories	899	3,481.6	4,177.2	4,749.5	5,182.8	5,277.0	5,589.2	2,246.9	2,636.5	3,202.2	3,067.0	3,025.4	3,303.2
Countries & Areas n.s.	898	76.2	78.5	85.2	98.3	98.9	103.1	113.1	226.7	180.8	244.6	235.5	199.4
Memorandum Items													
Africa	605	132.2	137.4	122.6	156.2	131.6	191.7	590.2	588.0	752.6	840.4	857.8	1,167.7
Middle East	405	423.5	544.1	537.1	602.1	633.7	631.2	3,263.8	3,127.3	3,484.7	2,319.7	2,110.2	2,519.7
European Union	998	10,110.9	11,853.5	13,336.4	13,972.7	14,184.5	15,191.8	1,959.2	2,218.2	2,366.5	2,586.6	2,779.4	3,128.6
Export earnings: fuel	080	543.6	709.5	753.2	810.6	894.3	1,023.8	3,572.4	3,334.6	4,040.0	2,762.8	2,652.7	3,178.4
Export earnings: nonfuel	092	21,707.2	25,203.4	27,680.6	29,114.0	29,300.9	30,304.0	30,586.9	34,142.8	37,595.0	36,650.2	38,595.5	44,573.1

Barbados (316)

In Millions of U.S. Dollars

		Exports (FOB)						Imports (CIF)					
		2012	2013	2014	2015	2016	2017	2012	2013	2014	2015	2016	2017
IFS World		565.1	467.6	474.4	482.9	516.8	485.4	1,779.6	1,758.9	1,739.1	1,618.1	1,621.5	1,600.2
World	001	430.1	338.9	363.2	406.5	448.3	485.4	1,773.0	1,774.1	1,745.3	1,623.2	1,626.8	1,602.0
Advanced Economies	110	217.4	131.2	136.2	202.2	225.3	182.3	890.0	940.6	966.2	1,003.5	1,031.0	986.5
Euro Area	163	13.0	21.7	20.6	17.5	18.3	18.0	105.1	104.1	110.6	129.7	141.5	111.7
Austria	122	0.0	0.0	0.0	0.0	0.0	0.1	1.3	1.0	1.5	1.4	1.9	1.4
Belgium	124	0.1	0.1	0.2	0.0	0.1	0.9	6.4	6.1	5.9	5.6	5.0	5.4
Cyprus	423	0.1	0.1	0.0	0.0	0.4	0.2	0.4	0.4	0.3	0.5
Estonia	939	0.1	0.1	0.1	0.0	0.6	0.0
Finland	172	0.0	0.0	0.0	0.0	0.1	0.2	0.4	0.3	0.2	0.4	0.3
France	132	5.9	6.4	10.3	10.7	11.0	10.4	34.7	34.6	31.0	31.3	31.7	30.5
Germany	134	1.2	2.3	3.1	1.1	2.1	1.5	18.8	22.9	25.0	27.0	33.2	21.8
Greece	174	0.0	0.0	0.2	0.0	0.0	0.0	0.1	0.1	0.1	0.1	0.2	0.3
Ireland	178	0.0	0.0	0.2	0.2	0.1	0.1	3.1	3.2	3.5	13.2	3.7	3.6
Italy	136	1.0	0.7	0.4	1.2	0.4	0.7	14.9	12.8	14.3	14.1	19.4	12.9
Latvia	941	0.0	0.0	0.0	0.0	0.1	0.1	0.1	0.1	0.2
Lithuania	946	0.0	0.0	0.0	0.0	0.3	0.3	0.2	0.3	0.3	0.3
Malta	181	0.0	0.0	0.0	0.0	0.0	0.2	0.0	0.0	0.0
Netherlands	138	1.2	2.1	1.6	2.2	3.1	3.5	15.3	13.2	17.2	23.5	30.1	23.3
Portugal	182	0.0	7.4	2.6	0.0	0.0	0.0	1.6	1.4	2.1	2.4	1.2	1.3
Slovak Republic	936	0.2	0.7	0.2	0.1	0.2	0.5	0.1	0.1	0.1	0.1	0.1	0.0
Slovenia	961	0.0	0.0	0.0	0.1	0.1	0.4	0.1	0.1	0.1
Spain	184	3.3	1.9	1.7	2.1	1.2	0.3	7.6	7.5	8.2	9.8	13.1	9.9
Australia	193	0.3	0.5	0.1	0.1	0.0	0.2	1.7	3.8	6.2	4.3	5.2	2.6
Canada	156	10.2	11.9	12.1	8.7	9.1	8.7	46.6	49.6	39.8	38.0	36.6	38.1
China,P.R.: Hong Kong	532	0.5	0.2	0.8	0.2	0.2	7.7	3.3	4.2	6.1	5.3	8.8	4.8
China,P.R.: Macao	546	0.0	0.0	0.1	0.0	0.0	0.0
Czech Republic	935	0.3	0.3	0.4	0.2	0.2	0.3	0.2	0.6	0.3	0.3	0.5	0.5
Denmark	128	0.4	0.1	0.0	0.1	0.2	0.5	6.0	7.1	5.3	7.3	5.9	6.4
Iceland	176	0.0	0.1	0.2	0.0	0.0	0.0	0.0	0.1
Israel	436	0.2	0.1	0.8	0.0	0.2	0.0	2.1	0.9	1.6	2.5	1.9	3.0
Japan	158	0.0	0.1	0.1	0.3	0.1	0.1	35.8	34.6	30.6	34.5	43.3	45.4
Korea, Republic of	542	0.1	0.2	0.2	0.3	0.6	0.8	13.7	13.2	14.5	10.9	14.4	13.4
New Zealand	196	0.0	0.0	0.0	0.0	0.0	0.9	21.4	23.8	27.5	18.8	18.1	21.4
Norway	142	0.0	0.0	0.0	0.0	0.0	0.0	1.4	1.4	0.6	0.9	0.7	1.1
Singapore	576	0.0	0.0	0.1	0.0	0.0	0.0	1.0	1.9	1.9	5.3	2.1	1.3
Sweden	144	0.7	0.2	0.6	0.7	0.5	1.4	13.4	15.9	13.1	17.0	12.9	16.6
Switzerland	146	10.1	0.7	0.9	1.1	0.9	1.7	18.1	18.1	25.4	20.3	20.8	16.7
Taiwan Prov. of China	528	1.3	1.7	2.2	1.6	0.8	0.6	5.2	5.4	4.8	5.3	5.5	5.5
United Kingdom	112	31.3	8.5	15.7	13.9	16.2	15.9	66.3	71.6	69.4	68.2	78.0	64.8
United States	111	149.1	85.0	81.6	157.5	178.0	125.4	548.5	584.2	608.3	634.6	634.7	632.9
Emerg. & Dev. Economies	200	212.6	207.7	227.0	204.3	218.9	206.6	882.1	833.2	778.9	619.5	594.4	614.5
Emerg. & Dev. Asia	505	8.8	11.5	11.0	19.5	30.5	6.2	110.3	120.0	147.7	147.4	179.2	151.6
Bangladesh	513	0.0	0.0	0.0	0.0	0.0	0.0	0.1	0.1	0.1	0.1	0.3	0.2
Cambodia	522	0.1	0.0	0.1	0.0	0.0	0.1	0.1	0.1
China,P.R.: Mainland	924	6.5	10.3	10.4	12.6	22.1	5.7	74.4	78.3	92.3	91.4	119.1	92.5
Fiji	819	0.0	0.0	0.0	0.0	0.0	0.1	0.1	0.6	0.2
Guam	829	0.0	0.0	0.0	0.0	0.0	0.0	0.3
India	534	0.8	0.1	0.0	5.9	7.4	0.1	8.0	7.3	16.0	16.4	17.5	16.7
Indonesia	536	0.3	0.0	0.0	0.0	0.0	0.0	2.7	3.3	5.9	3.7	3.3	6.2
Malaysia	548	0.2	0.4	0.4	0.2	0.0	0.0	3.1	3.8	3.3	3.0	3.2	3.2
Marshall Islands	867	0.0	0.0	0.0	0.1	0.0
Myanmar	518	0.0	0.0	0.1	0.1	0.0	0.0
Philippines	566	0.0	0.0	0.1	0.0	0.0	0.0	0.6	0.6	0.8	0.6	0.6	0.9
Sri Lanka	524	0.0	0.0	0.6	0.6	0.6	0.4	0.4	0.4
Thailand	578	0.8	0.5	0.1	0.7	0.4	0.1	13.5	17.1	18.8	22.1	25.5	26.5
Vanuatu	846	0.0	0.2	0.0	0.0	0.0	0.0	0.0
Vietnam	582	0.2	0.0	0.0	0.1	0.4	0.1	1.9	2.5	3.3	3.6	3.9	4.5
Asia n.s.	598	0.0	5.3	6.1	5.8	5.6	5.3	0.1

Barbados (316)

In Millions of U.S. Dollars

		Exports (FOB)						Imports (CIF)					
		2012	2013	2014	2015	2016	2017	2012	2013	2014	2015	2016	2017
Europe	170	0.5	1.1	0.8	0.5	0.7	1.4	5.5	3.8	9.8	8.1	12.9	9.7
Emerg. & Dev. Europe	903	0.5	1.0	0.8	0.4	0.7	1.3	5.2	3.7	9.5	7.5	12.4	9.0
Bulgaria	918	0.0	0.0	0.0	0.0	0.0	0.0	0.0	0.0	0.1	0.1	0.1	0.1
Hungary	944	0.0	0.0	0.0	0.0	0.0	0.6	0.8	0.8	0.8	0.6	0.8
Poland	964	0.0	0.0	0.0	0.1	0.1	0.0	0.3	0.3	0.5	1.7	1.8	1.9
Romania	968	0.0	0.0	0.0	0.0	0.0	0.3	0.0	0.3	0.1
Turkey	186	0.4	1.0	0.7	0.3	0.6	1.2	4.2	2.4	7.8	4.9	9.7	6.1
CIS	901	0.0	0.0	0.0	0.1	0.0	0.1	0.3	0.1	0.2	0.6	0.4	0.7
Belarus	913	0.0	0.0	0.0	0.0	0.3	0.0	0.0
Georgia	915	0.0	0.0	0.0	0.0	0.0	0.0	0.1	0.0	0.0	0.2	0.1	0.2
Moldova	921	0.0	0.0	0.0	0.0	0.0	0.0	0.1
Russian Federation	922	0.0	0.0	0.0	0.0	0.1	0.1	0.0	0.2	0.1	0.3	0.2
Ukraine	926	0.0	0.0	0.0	0.0	0.0	0.0	0.0	0.0	0.0	0.0	0.1
Mid East, N Africa, Pak	440	0.8	1.0	1.5	1.4	1.5	4.1	2.2	2.4	1.2	1.7	1.9	1.5
Bahrain, Kingdom of	419	0.0	0.0	0.0	0.3	0.0	0.0	0.0	0.0	0.0	0.0	0.0	0.0
Egypt	469	0.0	0.0	0.2	0.2	0.2	0.2	0.2	0.2
Iran, I.R. of	429	0.0	0.0	0.0	0.0	0.0	0.1	0.1	0.0	0.0
Iraq	433	0.1	0.1	0.0	0.0
Jordan	439	0.0	0.0	0.0	0.0	0.0	0.0	0.0	0.0	0.1
Lebanon	446	0.0	0.1	0.0	0.2	0.0	0.0	0.0	0.0	0.0	0.0
Morocco	686	0.0	0.0	0.1	0.0	0.0	0.6	0.0	0.1
Oman	449	0.0	0.0	0.0	0.0	0.1	0.0
Pakistan	564	0.1	0.1	0.0	0.0	0.0	0.0	0.4	0.7	0.4	0.4	0.4	0.5
Saudi Arabia	456	0.0	0.0	0.0	0.0	0.0	0.0	0.1	0.2	0.2	0.0	0.3	0.3
Tunisia	744	0.0	0.0	0.0	0.1	0.1	0.0	0.0	0.0	0.0
United Arab Emirates	466	0.7	0.9	1.3	1.0	1.2	3.8	1.2	1.2	0.2	0.3	0.7	0.2
Sub-Saharan Africa	603	0.3	0.3	0.1	0.1	0.1	0.2	3.0	3.1	3.8	3.2	4.0	2.4
Cabo Verde	624	0.0	0.0	0.0	0.0	0.0	0.0	0.0	0.0	0.0	0.1
Cameroon	622	0.0	0.0	0.1	0.1	0.2	0.2	0.1
Côte d'Ivoire	662	0.0	0.0	0.0	0.2	0.3	0.3	0.2	0.3	0.1
Eswatini, Kingdom of	734	0.0	0.0	0.0	0.4	0.0	0.0	0.2	0.8	0.0
Estonia	939	0.1	0.1	0.1	0.0	0.6	0.0
Gabon	646	0.0	0.0	0.0	0.0	0.0	0.0	0.1	0.1	0.1	0.0
Ghana	652	0.0	0.0	0.0	0.0	0.0	0.0	0.0	0.1	0.2	0.0	0.2	0.3
Mauritius	684	0.0	0.0	0.0	0.0	0.0	0.1	0.0	0.0
Namibia	728	0.1	0.0	0.0	0.0	0.0	0.0	0.0	0.0	0.0	0.0	0.0	0.0
South Africa	199	0.1	0.1	0.0	0.0	0.0	0.0	2.0	2.2	2.8	2.0	2.3	1.5
Uganda	746	0.0	0.0	0.0	0.0	0.0	0.2	0.0	0.0
Zimbabwe	698	0.0	0.0	0.0	0.0	0.0	0.0	0.1	0.0	0.0	0.0	0.0
Africa n.s.	799	0.1	0.0	0.0	0.0
Western Hemisphere	205	202.2	193.8	213.6	182.8	186.1	194.7	761.2	703.9	616.4	459.0	396.4	449.3
Anguilla	312	1.1	1.2	1.4	1.4	1.7	2.2	0.0	0.0	0.0	0.0	0.0	0.0
Antigua and Barbuda	311	9.3	9.1	11.1	10.5	13.0	12.0	0.1	0.1	0.2	0.2	0.3	0.2
Argentina	213	0.0	0.0	0.1	0.0	0.0	4.5	2.2	1.9	1.6	1.3	1.2
Aruba	314	1.2	1.0	1.5	1.4	1.2	1.4	0.6	0.0	0.0	0.0	0.0	0.0
Bahamas, The	313	4.5	4.2	4.0	4.3	5.0	4.3	0.3	0.3	5.9	8.7	0.1	33.2
Belize	339	1.5	1.6	1.4	1.6	1.6	1.8	2.3	1.6	1.5	1.9	2.2	1.7
Bermuda	319	2.1	1.0	0.9	0.7	0.6	2.4	0.0	0.2	0.0	0.0	0.0	0.1
Brazil	223	1.2	0.2	0.1	0.1	0.6	0.2	20.1	21.2	19.0	22.8	22.5	17.1
Chile	228	0.0	0.1	0.0	0.0	0.0	0.1	3.6	4.9	3.4	4.0	4.1	3.9
Colombia	233	0.2	0.1	7.6	0.1	0.1	0.1	6.8	7.0	6.1	4.4	5.3	5.3
Costa Rica	238	0.1	0.1	0.1	0.1	0.1	0.0	9.2	10.0	11.0	8.4	8.2	8.9
Curacao	354	16.9	10.2	11.5	7.3	3.1	1.9	1.0	1.7	1.0	0.6	1.7	0.2
Dominica	321	3.9	3.9	4.5	4.6	4.5	4.5	1.7	1.2	1.2	0.8	0.4	0.1
Dominican Republic	243	2.0	3.0	1.9	2.3	2.4	2.0	9.8	10.0	9.6	9.6	10.8	9.5
Ecuador	248	0.1	0.0	0.0	0.0	0.5	0.9	1.1	1.3	1.9	0.9
El Salvador	253	0.1	0.1	0.1	0.0	0.2	0.0	0.3	0.4	0.7	0.7	0.8	0.6
Grenada	328	9.0	10.4	11.4	9.5	10.6	10.5	1.5	1.4	1.1	1.2	1.1	0.9
Guatemala	258	0.1	0.2	0.1	0.2	1.1	1.2	3.0	3.3	2.4	3.6	4.3	3.4
Guyana	336	15.3	21.4	25.2	25.7	23.3	23.9	12.9	10.8	13.6	14.4	14.0	15.6

Barbados (316)

In Millions of U.S. Dollars

		Exports (FOB)						Imports (CIF)					
		2012	2013	2014	2015	2016	2017	2012	2013	2014	2015	2016	2017
Haiti	263	0.5	0.7	1.1	0.5	0.4	0.5	0.1	0.1	0.1	0.2	0.1	0.1
Honduras	268	0.0	0.1	0.0	0.0	0.0	0.0	3.9	1.9	3.1	2.1	2.6	2.0
Jamaica	343	19.6	20.7	19.4	22.2	21.6	28.4	10.4	11.6	10.0	10.8	13.4	13.9
Mexico	273	1.6	0.5	0.9	0.1	0.1	0.3	24.3	34.9	41.0	38.4	26.8	26.7
Montserrat	351	0.2	0.3	0.2	0.3	0.4	0.5	0.0	0.0	0.0	0.0	0.0
Netherlands Antilles	353	1.5	2.1
Nicaragua	278	0.6	1.3	1.6	1.1	1.3	1.5	0.0	0.2	0.2	0.1	0.1	0.8
Panama	283	1.1	1.3	1.6	4.1	4.9	7.8	7.0	7.2	5.5	5.5	6.2	5.5
Paraguay	288	0.1	0.1	0.2	0.1	0.3	0.0	0.0	0.0	0.2	0.1
Peru	293	0.0	0.0	0.0	0.0	0.0	0.0	1.6	1.5	1.6	1.3	2.7	1.4
Sint Maarten	352	0.5	0.2	0.2	0.4	0.3	0.5	0.0	0.0	0.1	0.0	0.1	0.0
St. Kitts and Nevis	361	4.5	5.7	7.0	7.4	7.7	8.1	0.2	0.0	0.1	0.1	0.1	0.3
St. Lucia	362	19.5	20.1	20.0	17.9	19.4	18.2	5.7	4.9	39.7	40.8	28.8	7.1
St. Vincent & Grens.	364	11.7	11.7	12.8	12.6	13.7	12.6	6.5	9.7	8.6	9.0	8.0	7.0
Suriname	366	3.6	5.7	2.4	3.0	3.8	4.3	109.8	87.1	66.9	6.2	6.8	6.0
Trinidad and Tobago	369	65.0	53.9	59.4	39.8	39.9	36.5	510.9	463.9	357.3	255.4	217.7	268.3
Uruguay	298	0.3	0.0	0.0	0.0	0.0	0.0	2.2	3.5	2.6	4.6	3.6	4.9
Venezuela, Rep. Bol.	299	0.3	0.3	0.2	0.1	0.2	0.2	0.1	0.1	0.0	0.1	0.0	0.0
Western Hem. n.s.	399	4.3	3.4	3.4	3.3	3.4	5.0	0.1	0.1	0.2	0.0	0.3	0.1
Other Countries n.i.e	910	0.1	0.0	0.0	0.0	4.1	0.3	0.8	0.3	0.3	0.2	1.4	0.9
Cuba	928	0.1	0.0	0.0	0.0	4.1	0.3	0.1	0.1	0.1	0.2	0.2	0.3
Korea, Dem. People's Rep.	954	0.0	0.0	0.0	0.0	0.0	0.0	0.7	0.2	0.2	0.0	1.2	0.7
Countries & Areas n.s.	898	96.2	0.0	0.0	0.0	0.0	0.0	0.0
Memorandum Items													
Africa	605	0.3	0.3	0.1	0.1	0.1	0.2	3.1	3.2	3.8	3.9	4.1	2.5
Middle East	405	0.7	0.9	1.4	1.4	1.4	4.1	1.6	1.6	0.8	0.7	1.3	0.8
European Union	998	45.6	30.8	37.4	32.5	35.4	36.2	192.0	200.5	200.4	225.1	241.5	203.0
Export earnings: fuel	080	66.3	55.3	68.7	41.3	41.6	40.8	519.9	473.4	365.3	261.9	226.6	275.4
Export earnings: nonfuel	092	363.7	283.6	294.5	365.2	406.7	444.6	1,253.1	1,300.7	1,380.0	1,361.3	1,400.2	1,326.6

Belarus (913)

In Millions of U.S. Dollars

		Exports (FOB)						Imports (CIF)					
		2012	2013	2014	2015	2016	2017	2012	2013	2014	2015	2016	2017
IFS World		46,059.9	37,203.1	36,126.5	26,660.4	23,537.3	29,207.3	46,404.4	43,022.7	40,613.7	30,291.5	27,609.9	34,234.7
World	001	46,027.5	37,132.3	36,046.5	26,619.0	23,537.4	29,267.1	46,404.4	43,022.6	40,502.3	30,264.3	27,609.9	34,230.7
Advanced Economies	110	16,843.9	9,968.2	10,097.5	8,018.1	5,108.8	7,157.3	9,523.6	10,450.9	9,634.4	5,782.8	5,367.7	6,308.1
Euro Area	163	15,568.4	8,310.1	6,474.2	4,428.3	3,454.1	3,999.4	6,551.6	7,418.7	6,653.2	3,876.7	3,586.7	4,458.8
Austria	122	20.2	28.8	22.8	19.8	15.5	19.0	271.2	346.7	286.9	164.2	128.8	158.4
Belgium	124	226.1	194.9	162.3	167.8	205.5	168.9	344.1	366.0	313.3	209.3	162.8	199.8
Cyprus	423	35.6	22.6	3.0	0.8	0.5	0.7	28.8	22.5	14.5	1.0	1.5	1.1
Estonia	939	485.9	106.0	97.0	76.1	64.8	84.6	55.3	66.9	56.9	25.1	41.2	28.3
Finland	172	145.4	126.0	44.0	31.0	16.5	19.5	155.1	130.1	123.7	76.9	84.7	102.9
France	132	96.8	92.4	110.6	67.0	43.2	67.0	436.1	495.8	424.2	320.7	243.3	299.7
Germany	134	1,737.1	1,753.4	1,654.1	1,086.2	944.3	1,118.1	2,732.1	3,035.5	2,465.3	1,385.5	1,332.6	1,727.0
Greece	174	0.9	2.7	3.4	3.9	0.7	2.4	26.1	36.3	57.3	27.7	34.3	44.0
Ireland	178	4.3	3.8	13.6	9.7	6.9	6.0	43.9	43.8	40.2	31.1	33.3	31.5
Italy	136	676.7	901.9	1,008.6	129.5	83.9	98.4	956.6	1,112.1	1,166.6	641.1	576.4	693.7
Latvia	941	3,269.7	526.7	501.5	598.1	269.9	350.9	145.2	147.4	150.3	77.1	70.1	88.6
Lithuania	946	1,181.2	1,072.6	1,038.5	964.0	767.0	850.1	371.2	466.4	365.4	277.8	265.5	318.4
Luxembourg	137	2.4	4.6	3.6	2.1	2.5	2.8	11.0	29.8	10.5	4.6	6.3	8.0
Malta	181	0.0	48.3	0.0	0.0	0.0	0.1	2.3	1.2	1.3	0.7	0.5	1.0
Netherlands	138	7,551.3	3,330.4	1,708.9	1,149.7	926.9	1,108.3	448.4	443.4	482.6	211.1	209.9	300.4
Portugal	182	1.9	5.4	3.3	0.4	1.5	3.8	17.0	38.2	29.9	25.6	17.5	25.5
Slovak Republic	936	97.4	57.5	66.7	92.4	69.7	58.7	133.7	152.6	134.3	76.5	92.9	101.1
Slovenia	961	12.9	12.5	14.9	8.9	10.1	12.7	82.8	87.0	94.8	71.2	60.1	67.0
Spain	184	22.7	19.4	17.4	20.8	24.6	27.5	290.9	396.8	434.9	249.4	225.0	262.5
Australia	193	32.4	12.0	2.2	2.5	3.0	15.1	3.5	8.5	7.6	8.9	13.2	4.7
Canada	156	34.0	27.3	42.2	11.1	53.8	13.3	35.3	35.9	77.7	19.5	19.5	47.2
China,P.R.: Hong Kong	532	8.8	9.3	7.0	5.3	6.6	12.3	1.4	2.5	4.0	2.6	7.1	6.3
China,P.R.: Macao	546	0.1	0.0	0.0	0.0	0.0	0.0	0.0	0.0	0.0	0.0
Czech Republic	935	130.5	95.9	128.7	123.2	84.5	92.7	440.9	495.5	411.6	275.7	192.5	197.4
Denmark	128	13.6	9.2	8.4	12.8	5.8	11.8	171.3	128.0	136.4	82.7	89.0	88.8
Iceland	176	1.2	4.4	7.7	6.3	3.2	5.4	64.6	66.8	60.5	33.2	36.1	48.5
Israel	436	12.1	12.0	21.0	19.3	45.2	76.7	97.2	98.6	105.9	110.3	48.5	64.1
Japan	158	15.2	21.5	12.5	18.1	11.9	16.7	179.7	213.3	232.2	84.4	112.4	122.0
Korea, Republic of	542	37.9	30.2	42.6	41.9	34.1	41.9	150.9	204.8	143.6	113.2	85.4	118.0
New Zealand	196	20.5	13.5	15.9	21.0	18.8	20.8	4.6	3.5	5.8	4.7	2.9	3.6
Norway	142	208.6	169.1	145.4	130.8	106.7	125.3	115.1	177.6	188.9	167.7	161.9	169.5
San Marino	135	0.0	0.0	5.1	3.6
Singapore	576	8.2	6.5	3.7	14.2	18.3	19.4	18.4	30.9	24.1	16.9	18.5	18.2
Sweden	144	88.4	49.9	51.8	45.6	33.1	29.9	205.0	195.6	125.1	81.0	91.1	105.5
Switzerland	146	6.5	9.9	12.4	24.1	5.5	23.9	379.6	262.8	503.2	209.2	150.9	136.3
Taiwan Prov.of China	528	26.3	66.7	64.9	41.8	14.0	28.3	108.8	116.0	118.7	71.0	72.2	87.2
United Kingdom	112	560.4	1,031.6	2,936.8	2,947.5	1,079.7	2,398.9	358.2	401.3	324.4	176.3	159.4	249.4
United States	111	71.2	89.1	120.0	124.3	130.6	225.5	637.3	590.6	511.6	448.8	515.3	379.2
Emerg. & Dev. Economies	200	28,432.5	26,632.3	25,528.1	18,283.3	18,224.2	21,677.8	36,289.8	31,763.5	30,403.4	24,324.0	22,159.0	27,829.0
Emerg. & Dev. Asia	505	1,382.5	1,261.0	1,523.6	1,764.4	1,341.1	1,191.6	2,974.3	3,372.8	2,859.4	2,720.8	2,457.0	3,128.0
Bangladesh	513	57.0	115.4	59.6	114.2	135.1	88.5	12.8	17.9	24.7	20.3	19.9	34.0
Brunei Darussalam	516	0.1	0.2	0.9	0.0	0.0	0.0	0.0
Cambodia	522	1.8	5.3	6.9	0.7	0.3	7.1	1.4	1.0	3.0	1.4	1.6	2.6
China,P.R.: Mainland	924	432.6	460.7	640.3	781.0	472.7	361.5	2,373.5	2,829.4	2,373.2	2,401.2	2,129.5	2,745.0
Fiji	819	0.3	0.7	0.4	0.6	0.5	0.0	0.0
India	534	266.4	173.2	212.1	316.9	272.5	307.1	232.2	181.5	187.7	128.5	134.1	147.1
Indonesia	536	90.8	91.4	190.9	169.3	175.4	134.6	42.1	38.1	24.2	24.2	20.3	23.8
Lao People's Dem.Rep	544	11.1	0.4	5.6	1.6	2.5	0.1	0.0	0.1	0.0	0.0	0.0
Malaysia	548	117.9	60.1	150.5	110.6	105.4	119.4	105.8	103.5	67.2	45.4	55.5	53.4
Mongolia	948	111.4	107.7	21.7	23.1	9.8	13.5	0.0	0.0	0.7	0.0	0.1	0.1
Myanmar	518	1.5	2.1	10.7	35.1	10.5	3.4	0.0	0.2	0.4	0.2	0.2	0.8
Nepal	558	0.0	0.0	0.7	0.0	0.0	0.0	0.0	0.0	2.4
Papua New Guinea	853	0.0	0.0	0.0	0.0	0.7	0.1	0.0	0.0	0.0	0.0
Philippines	566	23.9	21.4	14.1	14.0	9.6	9.3	16.2	21.4	21.1	13.0	11.7	14.9
Samoa	862	0.1
Sri Lanka	524	35.1	23.1	27.4	25.9	15.7	17.4	11.0	11.0	11.1	6.1	5.1	6.4

Belarus (913)

In Millions of U.S. Dollars

		Exports (FOB)						Imports (CIF)					
		2012	2013	2014	2015	2016	2017	2012	2013	2014	2015	2016	2017
Thailand	578	77.2	54.3	74.6	60.1	54.1	50.7	150.6	119.0	85.1	42.1	34.7	38.4
Vietnam	582	155.8	145.4	108.5	111.4	76.7	76.3	28.5	49.6	60.8	38.3	44.2	59.0
Asia n.s.	598	0.0	0.0	0.1	0.0	0.0	0.0
Europe	170	25,153.3	24,295.6	22,512.7	15,399.4	15,840.9	19,192.7	32,190.3	27,639.0	26,758.5	20,510.3	18,810.9	23,591.7
Emerg. & Dev. Europe	903	1,424.0	1,258.6	1,381.8	1,300.8	1,135.0	1,622.9	2,014.7	2,388.6	2,530.4	2,145.1	2,221.2	2,497.9
Albania	914	1.9	0.2	0.1	0.0	0.3	0.4	0.1	2.3	16.0	0.4	0.7	1.4
Bosnia and Herzegovina	963	3.9	9.6	14.4	5.8	7.8	10.8	0.3	0.4	9.4	62.3	1.9	3.7
Bulgaria	918	29.9	23.6	51.6	92.0	52.4	73.2	40.1	56.8	55.6	34.7	30.6	39.1
Croatia	960	39.4	17.0	4.9	3.6	5.5	6.5	11.5	14.9	14.5	27.2	9.1	10.2
Faroe Islands	816	2.3	1.7	1.6	4.2	3.9	9.0
Hungary	944	70.0	66.0	83.2	75.5	51.7	71.2	139.9	162.9	150.5	126.0	104.4	114.3
Macedonia, FYR	962	3.0	7.6	11.1	2.9	2.4	1.6	7.9	11.8	50.3	161.3	32.7	32.8
Montenegro	943	0.3	0.0	0.1	0.1	0.0	0.1	0.8	0.7	60.8	2.0	0.8	0.0
Poland	964	949.7	781.8	843.9	766.3	814.5	1,084.0	1,349.2	1,581.5	1,535.0	1,085.8	1,185.2	1,338.9
Romania	968	107.6	84.4	92.5	61.8	75.2	97.8	39.1	53.5	43.2	44.6	43.5	43.9
Serbia, Republic of	942	72.9	100.0	114.6	151.1	40.3	142.9	76.3	92.1	130.4	108.6	73.6	96.7
Turkey	186	145.5	168.2	165.6	141.8	84.8	134.3	347.2	410.1	463.2	487.9	734.9	807.9
CIS	901	23,729.3	23,037.0	21,130.7	14,098.5	14,705.9	17,569.0	30,175.6	25,250.4	24,228.2	18,365.2	16,561.5	21,087.5
Armenia	911	38.7	32.4	29.2	27.8	22.0	34.5	7.4	9.0	9.4	7.6	10.1	8.2
Azerbaijan, Rep. of	912	211.1	277.8	318.0	285.7	135.4	150.5	12.2	12.6	8.7	4.8	36.3	10.3
Georgia	915	36.0	21.8	23.1	22.4	58.1	73.8	34.4	41.1	41.0	22.5	15.8	19.7
Kazakhstan	916	806.9	870.4	879.4	525.1	363.9	592.2	119.0	82.4	87.4	49.4	55.4	96.9
Kyrgyz Republic	917	141.8	98.2	88.8	55.4	48.7	123.5	12.5	12.7	6.5	4.0	4.6	6.6
Moldova	921	253.4	265.1	260.9	119.0	117.7	133.2	85.1	91.8	149.6	148.9	109.0	87.1
Russian Federation	922	16,308.9	16,837.5	15,181.0	10,398.4	10,948.0	12,897.2	27,550.9	22,905.0	22,190.2	17,143.2	15,306.8	19,596.1
Tajikistan	923	48.4	29.7	30.6	20.9	17.6	39.6	9.3	4.9	4.4	3.7	2.6	3.4
Turkmenistan	925	231.5	316.2	188.7	91.5	112.8	61.4	6.2	3.8	6.2	2.0	7.8	3.7
Ukraine	926	5,557.2	4,195.8	4,063.7	2,514.9	2,845.7	3,367.1	2,309.5	2,053.5	1,688.9	951.5	985.4	1,220.7
Uzbekistan	927	95.5	92.2	67.1	37.5	35.9	96.1	29.1	33.7	35.9	27.8	27.9	34.8
Europe n.s.	884	0.1	0.0	0.8	0.0	0.0	28.2	6.4
Mid East, N Africa, Pak	440	600.9	263.6	446.0	330.0	341.7	477.6	222.2	189.5	221.0	540.8	232.1	420.4
Afghanistan, I.R. of	512	156.3	4.8	4.4	16.1	15.5	28.7	1.5	1.2	1.4	0.4	10.9	0.9
Algeria	612	11.4	12.2	6.0	1.3	1.9	0.9	10.8	4.9	4.0	6.3	0.0	1.1
Bahrain, Kingdom of	419	0.1	0.2	0.2	0.2	0.1	0.2	0.7	0.8	0.5	0.0	0.0	0.0
Djibouti	611	0.0	0.0	0.0	0.0	0.6	4.7
Egypt	469	77.7	36.3	134.0	98.0	43.5	76.2	19.4	25.6	22.4	88.3	14.5	21.3
Iran, I.R. of	429	111.5	46.2	96.9	58.6	48.9	72.4	9.1	9.6	9.8	11.7	5.6	81.8
Iraq	433	22.9	2.1	2.5	31.1	39.7	2.7
Jordan	439	42.7	13.4	13.6	5.2	15.0	14.3	0.9	1.0	0.4	0.3	9.0	0.1
Kuwait	443	9.6	0.1	3.5	4.2	4.7	3.3	0.0	0.0	0.3	1.5	0.5
Lebanon	446	12.1	20.0	2.2	0.6	0.3	10.9	1.7	2.6	2.9	1.5	29.1	92.4
Libya	672	1.4	1.5	7.5	0.9	0.5	0.6	0.2	0.0	0.0
Mauritania	682	0.3	1.6	0.0	0.2	0.9	4.2	5.4	0.8	2.5	0.6	2.1	4.0
Morocco	686	8.3	8.9	5.6	3.0	21.0	57.4	40.5	31.1	51.5	300.1	21.0	29.6
Oman	449	10.2	8.7	4.4	0.0	0.5	3.5	2.4	2.5	4.3	0.6	0.2	0.5
Pakistan	564	53.9	42.5	42.6	43.8	50.4	64.3	11.9	15.8	15.6	12.6	13.4	10.6
Qatar	453	0.3	0.1	16.3	0.4	0.7	1.5	2.7	2.5	1.7	1.6	3.8	4.6
Saudi Arabia	456	3.7	5.2	9.7	3.2	1.7	7.2	92.4	70.6	85.5	88.2	75.6	59.1
Somalia	726	0.0	0.0	0.0	0.0	0.1	0.0	13.7	0.0
Sudan	732	34.3	9.9	3.9	12.1
Syrian Arab Republic	463	24.4	0.6	32.2	25.3	31.5	36.9	3.7	8.3	1.6	16.6	8.6	7.4
Tunisia	744	30.4	17.9	3.8	13.0	1.0	2.9	1.7	2.7	3.6	3.9	2.6	2.5
United Arab Emirates	466	16.4	41.2	59.3	25.0	29.4	78.8	17.1	8.9	10.4	4.7	8.5	11.8
West Bank and Gaza	487	0.0	0.3	0.5	3.0	3.0	5.7	6.5
Yemen, Republic of	474	7.2	0.1	1.0	0.0	0.2	0.2	0.0	2.3	68.9
Sub-Saharan Africa	603	127.0	144.2	164.8	157.9	130.2	218.5	108.8	101.0	93.9	187.9	399.5	305.3
Angola	614	0.7	1.1	5.7	31.2	40.3	73.0	0.0	0.0
Benin	638	0.1	0.2	4.9	0.1	0.2	1.3	0.0	0.0	0.0	0.0	34.8	23.8
Burkina Faso	748	0.0	0.3	0.0	0.2	3.5	0.0	0.0	0.0	27.0	3.8
Burundi	618	0.0	2.6	0.0

Belarus (913)

In Millions of U.S. Dollars

		Exports (FOB)						Imports (CIF)					
		2012	2013	2014	2015	2016	2017	2012	2013	2014	2015	2016	2017
Cameroon	622	5.7	3.6	3.4	8.5	2.2	8.3	1.3	2.9	0.4	3.6	28.8	0.4
Central African Rep.	626	0.0	0.0	0.0	0.0	0.1	0.2	0.0	34.7	1.5
Chad	628	0.2	0.7	0.7	0.2	0.1	0.1
Congo, Dem. Rep. of	636	1.6	0.6	1.6	0.2	1.2	1.0	0.0	0.0	1.0	0.0
Congo, Republic of	634	3.1	2.5	1.7	0.6	0.3	0.8	0.1	0.4	0.3	0.0	0.2	0.1
Côte d'Ivoire	662	16.3	20.6	15.8	23.6	15.2	29.3	30.6	17.5	25.7	15.1	55.6	43.0
Equatorial Guinea	642	0.8	4.3	1.0	0.1	0.0	2.1
Eritrea	643	0.0	0.2	0.0	0.0	0.0
Eswatini, Kingdom of	734	0.1	0.1	0.5	0.5	0.1	0.1	0.1
Estonia	939	485.9	106.0	97.0	76.1	64.8	84.6	55.3	66.9	56.9	25.1	41.2	28.3
Ethiopia	644	2.0	1.9	3.1	11.7	3.4	1.8	0.3	0.6	0.7	0.8	0.8	1.2
Gabon	646	1.6	1.8	0.1	1.1	0.2	0.5
Gambia, The	648	0.0	1.6	0.1	0.6	0.1	0.2	0.4
Ghana	652	18.4	11.3	1.8	2.4	2.4	4.2	21.4	23.1	25.2	24.4	25.1	16.2
Guinea	656	2.7	1.6	0.6	0.4	0.7	2.0	0.0	0.0	1.1	40.7	72.2
Guinea-Bissau	654	0.2	0.0	0.0	0.0	33.4	0.0
Kenya	664	1.1	1.6	13.8	3.3	1.9	1.6	1.0	1.1	3.2	10.8	20.7	33.6
Liberia	668	0.0	0.2	0.1	0.5	0.1	0.2	4.7	0.3	0.1	18.2	1.3
Madagascar	674	0.2	0.1	0.1	0.9	0.3	0.1	1.3	0.1	0.0	2.0	22.9
Malawi	676	0.4	0.4	0.0	0.0	0.2	6.2	2.5	1.0	0.9	1.4	2.3
Mali	678	16.0	11.3	6.1	8.4	21.2	16.8	0.0	0.1	0.0	0.0	24.5	0.0
Mauritius	684	2.1	0.4	1.5	0.6	0.0	0.5	0.2	0.4	0.3	0.2	0.2	1.1
Mozambique	688	2.1	8.7	1.7	1.8	0.1	0.2	0.6	0.4	0.1	0.0	0.5
Namibia	728	0.1	0.0	0.0	0.1	0.1	0.2	0.2	0.1	0.1
Niger	692	0.3	0.8	0.7	0.3	0.0	0.0	0.0	0.0	0.0	0.0	0.0
Nigeria	694	17.6	31.4	20.9	30.5	10.1	21.9	19.3	19.0	6.5	3.2	9.2	5.0
Rwanda	714	0.0	0.0	1.2	0.0	0.0	0.0	0.1	0.0
Senegal	722	5.7	5.1	9.4	14.4	7.7	11.6	0.0	0.1	0.4	0.5	0.2	0.2
Seychelles	718	0.3	0.0	0.1	0.0	0.0	0.0	0.0	0.1	0.1
Sierra Leone	724	0.1	0.0	0.5	1.1	1.9	1.5	0.4	0.2	0.2	0.3	16.4	0.0
South Africa	199	24.5	27.6	40.6	7.0	3.3	9.3	8.1	14.6	17.4	122.7	6.4	7.5
Tanzania	738	0.5	0.3	0.2	0.6	0.3	1.3	5.1	6.5	4.2	1.6	6.3	46.6
Togo	742	0.1	3.1	0.4	0.0	1.4	5.5	0.0	0.0
Uganda	746	0.1	0.0	15.9	6.0	12.9	2.0	2.9	5.9	2.3	0.6	2.5	6.1
Zambia	754	2.0	0.3	0.1	0.1	2.6	0.3	0.0	0.0	0.0	0.0	13.2
Zimbabwe	698	0.8	0.4	12.4	1.3	0.2	19.0	5.5	3.2	4.8	1.4	3.9	2.5
Western Hemisphere	205	1,168.8	667.9	881.0	631.6	570.3	597.3	794.1	461.3	470.6	364.2	259.4	383.5
Argentina	213	8.0	1.0	4.8	9.7	13.8	7.8	188.2	221.4	152.7	57.0	57.3	119.6
Bahamas, The	313	0.0	0.1	0.1	0.3	0.2	0.2	0.3
Barbados	316	0.5	0.1	0.0	0.2	0.0	0.0	0.0	0.0	0.0	0.0	0.0
Belize	339	1.0	0.8	0.1	0.0	0.6	0.4	0.0	0.0	0.0	0.0
Bolivia	218	0.3	0.1	0.1	0.2	0.0	0.7	0.6	0.6	0.4	0.4	0.4
Brazil	223	801.7	518.6	709.5	521.2	441.0	439.9	205.1	128.7	156.2	124.5	82.8	72.6
Chile	228	17.8	4.8	2.0	0.8	0.8	2.9	10.7	20.5	38.6	13.2	10.6	14.6
Colombia	233	29.2	12.0	1.7	16.3	34.0	51.6	7.1	8.2	8.6	12.0	14.1	21.4
Costa Rica	238	3.3	0.1	4.7	3.3	4.3	4.9	10.8	16.7	18.1	15.0	13.2	9.9
Dominica	321	0.1	0.0	0.0	0.4	0.2	0.0	0.0	0.2
Dominican Republic	243	0.3	0.9	1.5	1.1	5.4	0.5	1.0	0.7	0.6	0.7	1.0	1.2
Ecuador	248	5.2	5.3	13.5	4.2	18.9	15.0	10.8	19.5	23.1	73.3	43.3	96.8
El Salvador	253	5.5	0.1	0.0	0.3	0.0	0.0	0.0	0.0	0.0	0.0	0.1
Greenland	326	0.0	0.4	0.1	0.1
Grenada	328	0.0	0.1	0.0	0.0	0.0
Guatemala	258	0.5	1.4	8.7	9.2	9.9	13.2	4.8	2.3	0.5	1.1	0.8	1.4
Guyana	336	0.6	0.4	1.2	0.3	1.3	0.1	0.0	0.0	0.0	0.0	0.0	0.0
Honduras	268	6.4	3.7	0.0	0.3	0.4	0.1	0.1	0.1	0.2	0.0	0.1
Jamaica	343	0.1	0.1	0.3	0.2	0.2	0.4
Mexico	273	18.6	13.9	3.1	4.2	3.1	3.9	20.9	29.7	53.7	37.9	23.3	28.2
Nicaragua	278	4.0	1.7	2.4	6.6	3.2	4.9	0.0	0.1	0.0	0.0	0.3	0.0
Panama	283	0.2	0.8	0.6	2.4	3.0	2.2	0.3	2.3	5.7	2.6	2.6	4.0
Paraguay	288	4.4	1.2	15.6	14.0	9.6	5.6	0.0	0.0	0.4	0.1	0.1	0.4

Belarus (913)

In Millions of U.S. Dollars

		Exports (FOB)						Imports (CIF)					
		2012	2013	2014	2015	2016	2017	2012	2013	2014	2015	2016	2017
Peru	293	1.6	1.1	0.1	0.4	5.9	9.8	3.6	5.2	5.1	21.7	4.3	5.1
St. Kitts and Nevis	361	0.0	0.0	0.0	0.2	0.0	0.0
Suriname	366	0.0	0.1	0.2	0.0	0.1	0.5	0.5	0.5	1.4
Trinidad and Tobago	369	0.7	0.1	0.0	0.1	0.0	0.1	0.1	0.2	0.1
Uruguay	298	5.4	16.8	11.8	9.3	10.5	22.6	3.4	4.3	4.8	2.7	1.8	2.0
Venezuela, Rep. Bol.	299	254.4	83.0	99.7	27.0	2.0	10.0	326.4	0.3	0.0	0.4	0.0	0.2
Western Hem. n.s.	399	0.0	2.3	1.1	0.0	2.3	2.8
Other Countries n.i.e	910	45.4	31.6	13.5	36.7	19.2	21.8	57.9	26.2	26.4	31.1	48.5	38.7
Cuba	928	44.8	30.6	13.1	36.3	18.8	21.8	57.2	24.4	26.0	31.0	48.3	38.2
Korea, Dem. People's Rep.	954	0.6	1.0	0.4	0.4	0.4	0.7	1.8	0.4	0.1	0.2	0.5
Countries & Areas n.s.	898	705.8	500.2	407.4	280.9	185.2	410.3	533.1	781.9	438.1	126.4	34.7	55.0
Memorandum Items													
Africa	605	177.5	184.8	180.4	175.4	189.3	294.3	167.3	140.6	155.5	498.7	442.8	359.2
Middle East	405	340.2	175.6	383.4	252.7	216.7	308.7	150.3	132.8	142.4	216.8	164.5	355.1
European Union	998	17,557.7	10,469.4	10,676.0	8,556.5	5,656.4	7,865.3	9,306.9	10,508.7	9,449.4	5,810.7	5,491.6	6,646.3
Export earnings: fuel	080	18,066.1	18,561.8	16,919.6	11,537.4	11,794.5	14,046.5	28,188.0	23,151.5	22,448.0	17,402.0	15,573.4	20,059.6
Export earnings: nonfuel	092	27,961.5	18,570.5	19,126.9	15,081.6	11,742.8	15,220.6	18,216.4	19,871.1	18,054.3	12,862.3	12,036.5	14,171.1

Belgium (124)

In Millions of U.S. Dollars

		Exports (FOB)						Imports (CIF)					
		2012	2013	2014	2015	2016	2017	2012	2013	2014	2015	2016	2017
IFS World		446,326.8	468,629.8	472,197.7	396,820.3	397,892.8	430,084.5	439,526.3	451,585.7	453,705.8	375,531.6	379,017.2	406,361.6
World	001	446,336.3	468,627.8	472,191.7	396,820.3	398,212.6	430,142.4	439,535.4	451,583.7	453,700.0	375,531.7	379,077.5	406,416.6
Advanced Economies	110	357,640.3	370,096.9	373,904.7	320,112.1	322,263.1	343,282.8	355,410.1	364,762.8	359,832.4	295,126.9	297,995.5	317,467.4
Euro Area	163	256,849.4	267,675.8	266,437.3	224,676.6	224,910.2	244,002.8	251,756.5	253,189.7	248,534.1	196,469.2	202,295.7	217,327.4
Austria	122	4,210.6	4,559.0	4,825.3	3,969.3	3,969.0	4,371.0	2,551.2	2,698.2	2,786.3	2,071.3	2,032.3	2,214.2
Cyprus	423	281.5	270.7	272.7	214.4	212.7	246.8	155.5	189.6	135.7	93.1	89.4	40.8
Estonia	939	430.5	422.9	382.6	314.1	369.6	400.1	249.3	315.2	383.0	188.5	213.5	201.6
Finland	172	2,619.6	2,592.8	2,475.5	2,138.7	2,201.8	2,365.7	2,318.8	2,649.7	2,677.2	2,439.8	2,454.4	2,804.9
France	132	69,311.1	73,398.8	73,912.7	61,331.2	61,096.1	63,968.3	45,998.9	47,823.0	45,178.7	35,663.6	35,868.6	38,565.8
Germany	134	77,825.9	79,236.0	78,832.1	66,315.9	65,985.6	71,320.1	61,885.6	60,965.3	59,444.1	48,104.2	51,548.3	56,223.0
Greece	174	1,678.4	1,664.3	1,818.9	1,615.7	1,763.8	1,889.1	468.2	419.8	477.2	404.7	466.0	476.3
Ireland	178	1,893.9	2,159.9	2,216.9	1,952.1	2,200.6	2,271.3	19,042.0	15,670.3	16,721.6	17,428.9	16,567.3	16,586.4
Italy	136	19,190.3	20,605.5	20,464.3	19,684.6	20,619.3	21,091.0	13,164.3	14,072.8	15,612.3	14,412.1	14,757.2	14,524.7
Latvia	941	334.0	378.6	371.3	407.1	392.1	378.8	163.2	220.0	162.5	121.2	141.0	118.7
Lithuania	946	1,036.5	1,176.1	1,042.7	863.1	852.4	995.9	392.4	420.4	486.3	399.1	357.1	600.6
Luxembourg	137	7,744.4	7,956.7	7,414.5	6,065.2	5,870.0	6,582.9	3,069.2	3,068.5	3,306.9	3,105.1	2,985.7	2,821.4
Malta	181	140.3	187.3	158.8	145.5	138.3	222.9	105.2	67.1	53.4	52.9	77.4	61.7
Netherlands	138	55,765.3	57,708.3	56,393.7	45,515.6	44,722.5	51,726.5	90,538.7	92,634.0	90,086.2	62,757.5	63,095.9	69,959.2
Portugal	182	2,096.9	2,176.3	2,264.5	2,098.1	2,176.5	2,362.0	2,082.1	1,914.1	1,673.4	1,211.4	1,327.4	1,367.6
Slovak Republic	936	1,178.5	1,230.5	1,257.1	1,239.0	1,204.4	1,227.7	1,079.5	1,129.3	1,073.2	872.0	969.8	946.5
Slovenia	961	616.5	677.2	672.0	571.3	632.6	718.6	242.2	238.9	283.3	286.1	330.6	391.1
Spain	184	10,495.2	11,274.9	11,661.7	10,235.8	10,502.9	11,864.1	8,249.9	8,693.5	7,992.7	6,857.4	9,013.7	9,422.8
Australia	193	2,356.2	2,417.7	2,197.1	1,930.0	2,010.7	2,121.6	2,158.6	1,748.4	1,423.4	1,188.6	699.6	1,031.1
Canada	156	2,562.4	3,154.7	2,514.2	2,131.9	2,222.1	2,990.2	2,240.4	3,412.3	3,604.9	2,874.5	2,811.7	2,995.3
China,P.R.: Hong Kong	532	3,029.8	3,153.5	3,281.9	2,565.5	2,416.0	2,384.4	1,320.6	1,467.3	1,375.5	1,179.2	846.5	660.5
China,P.R.: Macao	546	4.6	5.2	4.5	4.6	3.8	6.4	21.2	37.3	10.7	8.8	6.1	2.9
Czech Republic	935	3,464.4	3,594.0	3,884.9	3,357.3	3,442.8	3,770.7	3,876.7	4,167.4	4,307.8	3,640.4	4,171.0	4,406.7
Denmark	128	3,136.5	3,271.5	3,371.6	2,891.7	3,069.9	3,223.9	1,412.0	1,513.8	1,882.2	1,373.3	1,463.1	1,676.1
Iceland	176	74.0	80.0	99.0	93.7	110.3	164.2	82.7	70.1	66.4	63.4	65.8	67.0
Israel	436	2,788.4	2,789.1	2,973.9	2,257.5	2,635.2	2,681.6	2,187.8	2,236.3	2,248.0	1,699.3	1,865.6	1,878.6
Japan	158	4,890.1	4,623.1	4,082.2	3,677.0	3,940.6	3,700.0	9,416.5	9,484.5	9,771.5	8,525.1	9,272.8	9,931.2
Korea, Republic of	542	2,162.7	1,794.6	2,117.2	1,616.4	1,601.2	1,761.9	1,935.4	2,726.7	2,865.4	2,177.2	2,263.8	2,830.5
New Zealand	196	247.7	277.8	254.3	225.9	247.1	280.5	318.2	360.0	401.0	331.2	324.9	372.8
Norway	142	2,213.3	2,451.8	2,308.4	1,873.6	1,840.7	1,866.1	6,706.3	8,279.5	6,377.1	4,909.3	3,762.4	4,956.5
San Marino	135	10.9	8.5	8.7	15.1	19.5	18.4	2.2	0.5	0.8	0.3	0.8	0.4
Singapore	576	1,630.4	1,621.8	1,905.5	1,451.7	1,747.7	1,530.0	5,242.7	5,171.9	5,654.4	6,176.6	6,201.1	4,911.5
Sweden	144	6,222.3	6,527.2	6,672.7	6,246.4	6,737.1	7,500.6	8,770.4	9,185.9	8,604.7	6,947.6	7,572.7	8,190.1
Switzerland	146	7,045.0	6,559.9	6,381.2	5,321.6	5,922.2	7,192.2	5,086.1	5,266.4	5,815.8	4,830.2	4,959.9	5,935.0
Taiwan Prov.of China	528	1,039.8	925.1	874.1	907.9	782.5	855.6	1,005.9	1,129.4	1,343.9	1,079.7	1,204.6	1,486.7
United Kingdom	112	31,506.6	35,239.6	39,063.0	34,946.9	35,392.3	36,242.9	23,867.0	23,823.9	22,180.0	19,098.9	18,078.3	19,660.5
United States	111	26,405.6	23,925.8	25,473.0	23,920.9	23,210.9	20,988.9	28,003.0	31,491.7	33,364.7	32,554.1	30,128.9	29,146.5
Vatican	187	0.1	0.1	0.0	0.0	0.1	0.0	0.0	0.1	0.0	0.0	0.0	0.0
Emerg. & Dev. Economies	200	83,092.0	92,281.6	92,627.8	73,032.8	73,504.7	83,419.7	84,037.7	86,641.0	93,736.7	80,117.4	80,627.7	88,896.4
Emerg. & Dev. Asia	505	24,056.7	24,283.9	25,371.3	19,862.3	20,506.3	22,437.6	30,035.3	30,306.3	31,814.4	29,092.3	29,441.1	31,508.1
American Samoa	859	0.5	0.3	0.0	0.1	0.0	0.0	0.1	0.0	0.1	0.0	0.0
Bangladesh	513	172.1	117.6	147.2	183.0	212.2	270.4	850.6	997.5	1,215.1	1,087.2	1,145.5	990.1
Bhutan	514	0.8	2.9	1.8	1.1	1.5	0.2	0.1	0.0	0.0	0.0	0.8	0.0
Brunei Darussalam	516	16.0	12.5	9.6	9.6	7.4	3.2	0.0	0.1	0.0	0.1	0.0	0.0
Cambodia	522	46.8	37.3	66.8	78.2	72.9	64.6	174.5	190.2	238.4	275.0	366.9	509.7
China,P.R.: Mainland	924	9,821.7	9,611.4	10,041.8	7,517.3	7,727.9	9,140.8	17,425.6	17,264.8	18,078.2	16,529.0	16,297.2	16,932.3
Fiji	819	3.4	4.0	3.5	2.3	2.5	2.8	0.0	0.0	0.0	0.0	0.0	0.0
F.T. French Polynesia	887	21.9	28.8	29.8	21.0	24.9	20.8	1.2	1.1	1.0	1.0	0.9	0.7
F.T. New Caledonia	839	52.2	34.4	36.1	32.2	25.4	23.8	75.3	87.2	86.7	77.9	37.6	52.9
Guam	829	2.2	0.6	0.8	1.3	0.9	0.7	0.0	0.0	0.0	0.0	0.0	0.0
India	534	10,238.4	10,478.3	11,431.1	8,676.5	9,013.1	8,984.7	5,454.3	5,522.7	5,448.9	4,616.8	4,865.2	5,440.0
Indonesia	536	650.5	612.8	621.7	512.9	612.6	603.6	1,438.3	1,465.5	1,484.9	1,410.2	1,411.0	1,568.9
Kiribati	826	0.1	0.1	0.2	0.1	0.2	0.1	0.0	0.0
Lao People's Dem.Rep	544	34.1	29.1	28.6	23.3	26.4	22.1	17.4	35.4	19.2	16.3	18.8	10.6
Malaysia	548	613.8	804.5	691.0	623.4	639.8	657.1	807.3	893.2	1,126.5	1,013.5	1,044.3	1,192.5
Maldives	556	2.3	3.5	4.8	3.8	8.0	7.1	0.1	0.1	0.1	2.6	0.8	1.3

Belgium (124)

In Millions of U.S. Dollars

		Exports (FOB)						Imports (CIF)					
		2012	2013	2014	2015	2016	2017	2012	2013	2014	2015	2016	2017
Marshall Islands	867	0.2	0.4	1.8	0.0	0.2	0.2	0.1	0.5	0.0	0.0	0.0
Mongolia	948	29.0	26.2	12.9	10.3	10.6	10.7	2.5	3.6	5.1	4.7	4.6	5.5
Myanmar	518	8.6	30.7	31.2	35.8	27.6	44.7	11.3	12.9	39.6	52.6	69.9	139.0
Nauru	836	0.0	0.0	0.6	0.0	0.0
Nepal	558	6.3	8.1	26.4	25.0	20.0	20.7	3.0	2.8	3.7	2.7	2.9	3.1
Palau	565	0.0	10.4	0.0	0.0	0.0	0.0	0.0
Papua New Guinea	853	16.1	8.2	24.6	11.1	10.6	12.3	49.9	45.4	52.9	42.1	55.4	57.0
Philippines	566	345.5	354.6	355.4	390.4	406.4	494.3	210.5	177.3	210.2	249.5	225.3	201.4
Samoa	862	1.1	0.3	0.6	0.7	0.7	0.0	0.0	0.0	0.1	1.0	0.0	0.0
Solomon Islands	813	1.0	2.4	1.0	1.2	0.7	1.2	0.0	0.1	0.3	0.6	0.0	0.0
Sri Lanka	524	359.7	223.7	107.3	83.9	76.0	100.8	560.9	431.5	324.1	316.6	332.6	361.2
Thailand	578	1,245.9	1,341.0	1,216.2	1,117.5	1,068.3	1,335.1	1,658.4	1,745.3	1,695.4	1,552.3	1,614.9	1,647.8
Timor-Leste	537	0.4	1.9	0.3	2.1	0.7	0.5	0.0	0.0	0.6	3.0	1.0
Tonga	866	0.0	0.0	0.1	0.0	0.1	1.0	0.0	0.1
Vanuatu	846	0.1	0.4	0.6	0.2	0.4	0.4	0.0	0.0	0.1	0.1	0.0	0.0
Vietnam	582	358.5	488.6	468.2	489.6	506.4	613.3	1,293.1	1,427.2	1,780.4	1,839.2	1,940.0	2,392.4
Asia n.s.	598	7.6	8.9	9.3	8.5	2.0	1.3	0.6	1.8	2.2	0.6	3.4	0.3
Europe	170	27,718.8	30,640.6	29,970.0	22,831.7	24,132.5	28,204.5	23,944.1	27,122.9	29,736.2	22,619.3	22,211.0	27,065.5
Emerg. & Dev. Europe	903	18,615.6	21,620.7	22,676.9	18,177.0	18,897.6	22,195.1	11,616.5	12,575.1	14,149.2	12,583.7	13,219.4	15,672.1
Albania	914	20.4	25.1	22.7	27.4	31.0	37.3	8.4	1.9	4.7	7.2	11.9	2.4
Bosnia and Herzegovina	963	57.3	67.7	71.0	64.3	70.1	102.5	28.6	29.1	27.8	31.3	48.2	34.6
Bulgaria	918	576.4	657.0	778.6	756.7	809.6	854.5	1,081.6	885.7	1,235.1	1,016.2	740.9	1,316.4
Croatia	960	295.7	265.2	354.2	354.9	415.5	525.8	99.0	84.1	128.9	134.0	146.2	369.8
Faroe Islands	816	5.4	4.2	11.0	3.5	3.4	6.1	0.0	0.0	0.0	0.0	0.7	0.0
Gibraltar	823	954.5	2,608.5	2,081.9	245.1	147.6	371.9	15.8	9.7	10.5	6.0	27.9	9.8
Hungary	944	2,138.5	2,303.7	2,572.6	2,290.8	2,284.7	2,494.1	1,540.9	1,579.2	1,800.9	1,901.9	1,958.6	2,268.9
Kosovo	967	9.1	10.1	7.9	11.9	10.5	10.1	0.4	9.9	1.1	21.0	1.1	1.5
Macedonia, FYR	962	79.5	60.3	104.5	104.2	120.4	150.4	22.0	34.2	171.2	179.5	226.4	206.1
Montenegro	943	12.0	11.0	12.2	9.1	10.8	12.1	8.2	30.5	34.1	23.4	22.1	24.8
Poland	964	6,964.5	7,612.7	8,258.6	7,409.7	7,917.2	9,236.4	3,866.6	4,466.4	4,910.5	4,168.6	4,267.6	4,822.0
Romania	968	1,396.9	1,571.7	1,651.3	1,614.8	1,800.4	1,997.5	790.7	1,020.1	1,100.3	1,022.2	1,216.0	1,343.1
Serbia, Republic of	942	251.1	284.6	302.3	253.1	297.2	397.9	144.0	143.2	184.2	146.9	154.3	173.5
Turkey	186	5,854.2	6,139.1	6,448.0	5,031.2	4,979.1	5,998.6	4,010.5	4,280.9	4,539.9	3,925.6	4,397.4	5,099.2
CIS	901	9,094.7	9,008.8	7,281.0	4,639.8	5,223.1	5,992.4	12,327.0	14,547.4	15,586.1	10,035.3	8,991.2	11,392.9
Armenia	911	85.8	95.6	104.4	61.4	76.4	70.0	97.2	116.4	59.8	49.1	42.4	38.1
Azerbaijan, Rep. of	912	82.0	89.1	111.6	73.1	44.8	49.6	4.4	13.2	31.2	28.9	2.3	3.7
Belarus	913	338.2	369.7	276.2	173.1	164.3	190.2	348.6	353.3	231.2	106.0	102.3	130.5
Georgia	915	91.0	125.3	103.4	83.2	120.7	88.3	18.3	25.5	25.9	26.7	28.6	42.3
Kazakhstan	916	271.5	370.6	307.0	230.3	171.3	201.2	400.9	306.7	460.1	219.9	76.9	148.6
Kyrgyz Republic	917	24.9	24.8	23.9	20.5	17.7	24.9	7.7	14.2	5.7	1.3	0.8	0.5
Moldova	921	42.0	46.2	44.8	36.4	33.2	43.7	13.2	19.7	19.4	7.7	10.3	12.2
Russian Federation	922	6,963.2	6,782.5	5,513.4	3,417.1	3,884.3	4,486.0	10,948.5	13,244.0	14,198.4	9,222.6	8,363.1	10,487.6
Tajikistan	923	4.0	6.8	7.4	4.0	3.5	7.9	2.3	1.3	1.5	6.3	7.2	14.6
Turkmenistan	925	30.6	16.2	20.7	17.7	32.2	15.3	10.4	1.3	1.7	1.1	1.3	0.3
Ukraine	926	1,128.1	1,024.2	715.3	474.9	627.8	744.4	465.1	446.3	541.2	357.9	348.9	507.4
Uzbekistan	927	33.2	57.8	52.7	48.1	46.8	70.9	10.5	5.4	10.2	7.9	7.0	7.1
Europe n.s.	884	8.5	11.1	12.2	14.9	11.9	16.9	0.6	0.4	0.9	0.3	0.5	0.5
Mid East, N Africa, Pak	440	13,425.5	15,267.9	15,605.7	13,319.8	13,024.8	14,272.8	12,301.4	12,180.4	11,098.9	9,162.2	9,003.1	9,730.4
Afghanistan, I.R. of	512	32.7	50.0	138.8	46.2	62.1	64.4	2.5	1.4	0.9	2.4	0.3	2.1
Algeria	612	1,381.3	1,429.3	1,594.4	1,238.2	1,066.2	1,208.8	2,490.6	2,068.7	2,052.4	1,086.9	1,088.4	1,223.7
Bahrain, Kingdom of	419	110.8	87.0	101.0	80.5	91.0	95.6	305.2	257.6	116.4	134.0	90.5	146.9
Djibouti	611	17.7	20.7	24.6	35.5	23.3	52.6	0.0	0.3	0.5	1.6	6.2	0.3
Egypt	469	1,710.4	1,675.8	1,564.9	1,359.8	1,336.2	1,427.4	383.6	402.2	323.3	263.0	292.1	371.3
Iran, I.R. of	429	400.8	320.2	443.7	463.1	547.1	674.7	263.1	108.1	107.1	97.5	180.1	154.5
Iraq	433	219.1	298.8	293.4	307.7	252.5	203.2	0.5	0.5	7.4	84.6	62.8	86.3
Jordan	439	238.6	260.5	420.3	364.3	281.8	278.2	18.3	27.7	33.1	43.1	40.7	66.0
Kuwait	443	254.9	218.1	204.6	238.6	261.0	308.2	133.0	197.2	146.7	56.6	46.5	42.7
Lebanon	446	396.1	502.5	509.7	444.7	446.0	602.4	118.5	75.5	47.6	37.5	50.1	43.7
Libya	672	315.1	306.3	240.1	137.2	134.5	124.1	70.2	58.7	15.4	24.0	8.9	27.1
Mauritania	682	167.2	170.1	137.9	98.0	105.5	149.8	42.4	1.0	2.3	0.1	0.7	5.0

Belgium (124)

In Millions of U.S. Dollars

		Exports (FOB)						Imports (CIF)					
		2012	2013	2014	2015	2016	2017	2012	2013	2014	2015	2016	2017
Morocco	686	1,060.7	1,066.4	1,100.2	842.6	946.8	1,007.5	816.5	1,019.1	814.7	402.8	338.3	374.5
Oman	449	374.4	249.6	198.8	178.8	178.1	162.3	87.3	112.6	80.3	10.6	13.8	13.4
Pakistan	564	384.7	475.2	432.3	394.2	474.7	589.6	391.9	432.5	481.7	443.3	467.4	477.8
Qatar	453	219.5	210.4	278.8	361.4	297.8	365.7	1,744.8	1,717.4	1,283.1	1,237.5	747.5	545.2
Saudi Arabia	456	2,032.4	2,426.5	2,279.2	2,216.4	1,905.1	2,038.7	1,714.0	1,974.7	1,974.1	1,790.1	2,561.7	3,325.0
Somalia	726	3.8	1.5	1.3	3.5	6.3	3.1	0.0	0.0	0.0	0.0	0.1
Sudan	732	70.3	68.8	61.1	120.8	91.2	102.7	7.1	4.7	5.2	5.4	9.8	12.6
Syrian Arab Republic	463	122.0	67.7	57.7	32.4	29.1	49.9	10.4	5.2	2.6	1.9	1.7	2.4
Tunisia	744	525.9	490.8	444.2	369.4	393.1	421.4	488.5	407.5	397.5	314.1	322.6	271.5
United Arab Emirates	466	3,101.9	4,315.8	4,810.8	3,912.9	4,026.8	4,280.4	3,160.8	3,232.4	3,198.1	3,119.7	2,667.8	2,533.0
West Bank and Gaza	487	5.2	3.0	7.5	6.3	5.4	4.8	9.5	6.9	5.4	3.5	3.0	2.3
Yemen, Republic of	474	280.1	553.0	260.5	67.1	63.3	57.5	42.8	68.6	3.1	2.0	2.1	2.9
Sub-Saharan Africa	603	9,624.5	11,982.8	12,546.9	9,875.1	8,828.1	10,216.3	7,189.9	7,075.7	10,116.8	8,760.9	9,490.5	8,748.5
Angola	614	567.1	476.8	496.3	253.3	279.0	207.7	597.6	540.9	732.7	599.0	461.4	291.5
Benin	638	261.1	234.6	351.7	254.8	79.2	85.8	2.5	22.3	3.5	5.4	3.7	1.7
Botswana	616	65.6	128.8	185.1	130.9	142.0	118.9	284.7	796.4	2,272.6	1,576.9	2,122.0	1,488.8
Burkina Faso	748	83.2	97.5	76.9	78.9	93.2	117.3	46.7	4.9	26.6	5.7	4.9	2.7
Burundi	618	41.2	44.2	64.2	61.0	34.6	33.5	6.3	5.6	5.6	7.4	5.8	5.4
Cabo Verde	624	27.8	44.1	21.3	15.1	20.7	16.4	0.1	0.0	0.0	0.0	0.0	0.0
Cameroon	622	304.0	401.3	359.5	272.8	268.0	306.3	220.4	214.7	295.7	285.6	292.8	271.0
Central African Rep.	626	11.1	9.9	14.3	11.6	17.5	23.9	55.2	25.4	2.4	3.3	6.4	6.6
Chad	628	32.6	66.9	68.5	49.7	26.9	22.5	0.9	0.0	0.2	0.0	0.0	0.1
Comoros	632	6.3	3.6	3.3	3.0	4.2	4.7	0.0	0.1	0.0	0.0
Congo, Dem. Rep. of	636	450.7	449.3	430.4	481.5	391.3	448.7	365.4	287.2	317.8	289.8	313.7	254.1
Congo, Republic of	634	173.1	185.5	209.8	174.5	110.1	112.7	31.7	67.0	27.5	52.2	49.0	36.2
Côte d'Ivoire	662	296.7	296.2	326.9	300.0	326.6	395.6	393.4	506.5	612.2	638.5	765.1	697.4
Equatorial Guinea	642	50.7	66.5	72.3	43.3	31.6	29.8	30.9	0.6	0.1	1.2	0.2	0.6
Eritrea	643	19.8	6.2	6.1	9.6	11.0	6.5	0.0	0.0	0.0	0.0	0.1	0.0
Eswatini, Kingdom of	734	2.6	0.8	2.5	1.8	3.8	2.8	1.4	1.3	1.8	0.9	1.0	1.5
Estonia	939	430.5	422.9	382.6	314.1	369.6	400.1	249.3	315.2	383.0	188.5	213.5	201.6
Ethiopia	644	266.0	227.8	267.3	214.0	195.5	170.2	183.4	171.7	193.1	29.5	27.2	30.0
Gabon	646	204.7	246.1	216.2	114.1	129.2	163.5	58.4	51.6	55.6	82.8	80.8	59.3
Gambia, The	648	15.2	13.6	13.7	17.1	18.1	25.4	2.5	2.4	1.4	1.0	1.1	3.0
Ghana	652	366.7	669.4	507.2	271.8	290.1	394.4	229.4	209.5	251.0	213.7	272.6	170.6
Guinea	656	136.9	140.3	125.4	143.4	170.9	273.1	56.8	37.7	23.0	118.2	41.5	14.5
Guinea-Bissau	654	5.9	3.1	8.7	3.2	4.9	6.1	0.2	0.0	0.0	0.9	0.0
Kenya	664	190.1	162.6	171.1	166.2	165.1	150.9	54.0	54.1	60.1	48.8	55.1	51.0
Lesotho	666	2.5	1.0	2.8	1.2	3.5	3.1	279.6	244.5	327.4	279.4	226.4	297.6
Liberia	668	19.1	19.6	59.1	38.8	24.1	27.3	9.4	11.0	14.8	13.1	15.0	15.1
Madagascar	674	70.3	105.9	92.7	74.1	77.4	124.7	46.5	95.7	166.5	125.2	84.2	62.3
Malawi	676	30.7	31.9	51.0	37.8	30.1	37.5	27.9	28.3	138.9	160.2	125.1	194.7
Mali	678	81.9	98.0	91.4	101.4	150.4	148.6	4.0	17.2	6.2	1.8	0.6	1.1
Mauritius	684	87.1	109.5	140.0	128.7	103.5	110.9	56.1	66.3	79.3	47.6	43.1	35.3
Mozambique	688	71.6	81.8	79.7	81.3	65.6	50.7	555.9	384.0	339.0	349.9	101.3	78.4
Namibia	728	32.0	19.1	22.1	13.2	14.6	19.3	444.8	358.0	447.9	235.7	351.8	549.5
Niger	692	56.4	92.8	98.1	88.5	58.7	65.0	0.1	0.3	0.2	0.1	0.1	0.1
Nigeria	694	1,909.3	2,614.5	2,237.7	1,984.9	2,133.2	2,829.3	91.0	97.3	308.5	116.3	101.2	186.9
Rwanda	714	56.6	60.1	69.9	51.5	65.0	59.7	19.9	10.8	11.8	13.9	8.9	7.0
São Tomé & Príncipe	716	3.0	2.8	2.4	1.4	2.2	1.6	2.2	1.7	3.8	2.6	2.5	1.3
Senegal	722	511.5	551.3	574.9	337.2	323.4	538.7	43.1	29.3	69.1	54.0	36.5	44.5
Seychelles	718	7.7	10.7	9.9	9.3	8.9	12.3	0.3	2.3	3.0	1.2	3.8	1.9
Sierra Leone	724	71.3	81.2	80.0	43.9	32.5	46.7	180.6	160.1	192.6	150.9	120.1	132.3
South Africa	199	2,244.9	1,981.7	1,812.0	1,601.6	1,531.7	1,557.1	2,435.6	2,155.7	2,633.5	2,749.4	3,045.9	3,272.6
South Sudan, Rep. of	733	2.0	1.6	0.8	2.5	2.2	0.0	0.0	0.0	0.0	0.0
Tanzania	738	101.5	103.0	242.2	159.5	124.0	143.9	85.3	82.0	162.2	197.8	269.2	168.5
Togo	742	569.6	1,896.9	2,708.8	1,926.0	1,138.8	1,192.7	35.9	85.3	18.1	9.1	27.4	16.1
Uganda	746	76.4	61.5	81.5	56.2	57.3	53.4	68.7	86.6	80.2	71.7	59.6	77.9
Zambia	754	33.9	63.2	55.0	38.9	41.1	49.1	142.1	90.2	100.0	162.0	304.7	161.8
Zimbabwe	698	8.2	18.5	35.4	27.0	25.9	25.7	39.0	69.2	130.9	58.8	57.7	57.6
Africa n.s.	799	0.3	0.0	0.0	0.0	0.1	0.0	0.0	0.0	0.0	0.0	0.0

Belgium (124)

In Millions of U.S. Dollars

		Exports (FOB)						Imports (CIF)					
		2012	2013	2014	2015	2016	2017	2012	2013	2014	2015	2016	2017
Western Hemisphere	205	8,266.5	10,106.4	9,133.9	7,143.9	7,012.9	8,288.5	10,567.0	9,955.7	10,970.4	10,482.7	10,481.9	11,843.9
Anguilla	312	0.0	0.1	0.4	0.4	0.4	1.4	0.0	0.2	0.5	0.0	0.1
Antigua and Barbuda	311	1.6	57.3	1.0	0.7	1.0	1.3	0.1	0.0	0.0	0.0	0.7	3.6
Argentina	213	593.2	1,412.2	594.2	630.2	559.7	725.1	488.2	290.0	285.7	346.4	388.4	389.9
Aruba	314	2.5	3.9	3.4	2.4	2.9	2.6	0.4	0.7	0.6	0.0	0.3	0.0
Bahamas, The	313	3.1	53.5	3.7	3.9	3.2	3.5	13.6	12.5	11.6	9.6	19.9	12.7
Barbados	316	3.9	4.0	4.1	3.0	3.5	4.1	0.1	0.9	0.1	0.0	0.0	0.0
Belize	339	1.7	2.7	1.5	2.5	2.1	2.3	0.7	0.3	0.2	0.5	0.2	1.6
Bermuda	319	1.2	1.8	3.7	1.2	1.6	0.7	0.0	0.1	0.1	0.0	0.0	0.1
Bolivia	218	30.3	32.7	35.0	33.6	34.0	34.4	73.5	136.6	166.1	251.2	177.4	168.3
Brazil	223	3,453.8	4,418.5	4,465.2	2,921.3	2,898.2	4,013.3	3,248.0	3,146.4	3,208.8	2,880.9	2,943.9	3,004.5
Chile	228	615.8	624.1	527.6	533.3	479.3	529.1	1,173.2	1,048.1	1,041.0	731.2	568.2	585.1
Colombia	233	451.1	498.9	533.3	455.5	400.9	444.3	714.1	640.0	706.0	566.7	521.3	630.2
Costa Rica	238	44.8	54.3	41.7	51.5	66.2	42.9	441.9	449.6	610.9	495.4	588.0	772.5
Curacao	354	12.1	24.0	10.0	9.7	9.7	66.9	19.6	20.0	13.5	28.7
Dominica	321	1.0	0.7	0.6	0.7	1.0	1.3	0.2	0.0	0.0	0.0	0.0	0.8
Dominican Republic	243	54.5	58.1	75.2	77.0	86.2	98.6	149.9	184.9	176.4	185.2	197.8	190.8
Ecuador	248	118.2	161.8	204.2	131.4	100.1	109.3	417.5	361.2	380.8	298.8	261.8	275.2
El Salvador	253	35.5	31.0	31.5	21.2	20.9	25.7	12.4	10.7	9.4	11.8	11.3	10.7
Falkland Islands	323	2.8	0.2	2.2	1.3	0.0	0.2	0.0	0.1	0.0	0.2
Greenland	326	1.6	1.4	1.3	1.1	1.3	1.8	0.0	0.0	0.1	0.0	0.0	0.0
Grenada	328	0.5	0.4	0.7	0.7	0.5	0.9	0.8	0.3	0.2	0.2	0.2	0.2
Guatemala	258	48.6	59.9	59.1	70.2	53.6	56.0	35.4	31.6	45.7	74.7	90.0	64.9
Guyana	336	13.0	9.5	12.1	6.6	7.3	5.6	20.2	48.8	44.8	42.7	37.6	89.6
Haiti	263	12.1	12.5	15.0	17.2	17.9	19.3	5.6	10.4	10.1	6.7	9.0	11.9
Honduras	268	23.6	26.0	29.8	47.9	51.5	22.0	184.8	124.9	126.4	144.6	111.8	170.9
Jamaica	343	35.8	60.9	67.5	42.4	36.2	29.3	2.4	3.5	5.4	7.7	5.9	2.8
Mexico	273	1,502.1	1,397.9	1,303.5	1,246.0	1,418.7	1,425.4	1,917.6	1,891.2	2,515.6	3,279.5	3,418.5	4,130.0
Montserrat	351	0.0	0.0	0.0	0.0	0.2	0.1	0.1	0.0	0.0	0.3	0.5	0.5
Netherlands Antilles	353	26.5	46.5
Nicaragua	278	10.1	14.0	16.3	15.4	19.6	15.6	44.5	40.2	40.9	45.2	47.4	46.3
Panama	283	229.8	145.3	135.9	158.8	143.7	134.8	70.7	81.1	97.2	55.1	8.6	7.9
Paraguay	288	30.0	32.0	40.3	34.9	37.6	36.4	17.2	27.9	22.2	4.7	4.9	5.9
Peru	293	278.0	346.2	323.5	240.6	211.3	234.4	604.0	591.8	558.9	504.9	630.1	669.0
Sint Maarten	352	1.5	2.6	2.5	2.9	2.4	4.4	1.4	16.8	32.5	66.5
St. Kitts and Nevis	361	0.4	0.2	0.4	0.6	0.6	0.6	0.4	10.8	0.2	0.3	0.1	0.2
St. Lucia	362	1.5	1.8	1.6	2.2	1.7	2.4	0.0	0.0	0.0	0.0	0.0
St. Vincent & Grens.	364	0.1	0.2	0.1	0.2	0.2	0.3	0.0	0.0	0.0	0.0	0.0	0.0
Suriname	366	27.9	37.9	33.1	27.1	21.1	26.3	215.6	206.4	189.0	158.9	156.9	194.8
Trinidad and Tobago	369	25.2	27.8	37.1	41.2	35.1	38.5	47.0	148.7	166.2	169.1	108.4	172.7
Uruguay	298	116.5	136.6	116.6	103.1	144.0	122.3	34.3	28.1	29.6	18.2	16.3	20.7
Venezuela, Rep. Bol.	299	463.6	358.9	359.9	199.7	132.8	62.2	585.3	355.9	498.0	155.2	109.7	113.1
Western Hem. n.s.	399	4.5	7.3	24.9	4.1	4.2	2.0	0.9	0.5	0.5	0.2	0.5	1.0
Other Countries n.i.e	910	59.7	61.7	74.7	77.1	63.0	93.5	87.5	148.3	52.3	53.9	32.9	35.1
Cuba	928	45.8	61.4	73.5	76.7	59.1	93.3	87.5	148.0	52.2	53.7	32.9	35.1
Korea, Dem. People's Rep.	954	13.9	0.2	1.1	0.3	4.0	0.1	0.0	0.2	0.0	0.1	0.0	0.0
Special Categories	899	5,544.3	6,187.2	5,583.7	3,598.2	2,381.5	3,345.8	1.5	8.8	14.7	11.2
Countries & Areas n.s.	898	0.4	0.9	0.2	0.3	0.6	31.6	77.1	224.7	406.8	6.4
Memorandum Items													
Africa	605	12,851.3	15,228.4	15,909.0	12,582.4	11,457.8	13,160.0	11,034.9	10,577.0	13,389.3	10,571.8	11,256.5	10,636.3
Middle East	405	9,781.2	11,495.0	11,670.9	10,171.3	9,855.7	10,673.0	8,062.1	8,245.3	7,343.8	6,905.7	6,769.5	7,362.7
European Union	998	312,551.3	328,718.3	333,044.9	284,545.9	286,779.8	309,849.3	297,061.3	299,916.3	294,684.5	235,772.2	241,910.2	261,381.1
Export earnings: fuel	080	20,080.0	22,426.2	21,140.1	16,433.9	16,379.8	18,331.4	24,024.4	25,761.4	26,717.1	19,409.3	17,788.3	20,676.1
Export earnings: nonfuel	092	426,256.3	446,201.6	451,051.7	380,386.4	381,832.8	411,811.0	415,511.0	425,822.3	426,983.0	356,122.4	361,289.3	385,740.4

Belize (339)

In Millions of U.S. Dollars

		Exports (FOB)						Imports (CIF)					
		2012	2013	2014	2015	2016	2017	2012	2013	2014	2015	2016	2017
IFS World		678.6	668.6	614.4	535.3	1,722.2	1,862.5	2,005.3	2,059.1
World	001	399.2	412.4	356.7	268.2	201.0	222.8	846.4	909.7	966.0	996.3	952.7	913.3
Advanced Economies	110	314.8	298.2	275.2	200.5	155.3	170.2	320.7	364.4	382.9	446.4	445.5	424.6
Euro Area	163	39.2	43.2	35.1	29.9	30.5	41.9	21.9	25.5	24.3	32.7	23.2	27.9
Austria	122	0.0	0.1	0.1	3.9	4.1	3.8	3.5	3.7	3.1
Belgium	124	0.0	0.0	0.0	0.0	0.7	1.2	0.8	1.6	1.2	1.3
Cyprus	423	0.1	0.0	0.0	0.0	0.0	0.0
Finland	172	0.0	0.1	0.0	0.0	0.0	0.0	0.6
France	132	0.4	0.4	0.1	0.2	0.3	0.8	1.3	1.3	0.8	1.0	1.1	1.0
Germany	134	1.1	0.9	1.2	2.9	2.0	1.9	2.8	4.8	4.0	11.1	6.5	4.3
Greece	174	0.0	0.0	0.0	0.0	0.1	0.0
Ireland	178	9.2	14.5	14.1	14.3	11.3	12.3	0.6	0.5	0.6	0.5	0.7	0.7
Italy	136	0.0	0.2	0.2	0.1	14.2	1.4	1.0	1.0	2.0	1.0	1.6
Latvia	941	0.0	0.4	0.0	0.7	0.0	0.1
Lithuania	946	0.0	0.3	0.1	1.1	0.9	0.9	0.8	0.0	0.1
Luxembourg	137	0.1	0.2
Malta	181	0.0	0.0	0.0	0.1	0.0	0.1
Netherlands	138	25.9	22.9	16.8	8.4	11.5	9.5	8.6	9.6	11.3	6.9	7.0	7.0
Portugal	182	0.0	0.2	0.2	0.1	0.0	0.0	0.0	0.1	0.0	0.3
Slovenia	961	0.1	0.0	0.0	0.0	0.0
Spain	184	2.7	4.0	2.5	3.7	5.2	3.1	1.1	1.6	0.9	4.5	1.7	7.6
Australia	193	0.0	0.1	0.0	0.1	0.3	0.1	0.3	0.2	0.5	0.1	0.3	0.1
Canada	156	1.4	1.2	8.8	1.4	0.5	0.4	6.5	5.6	8.3	8.4	9.1	10.1
China,P.R.: Hong Kong	532	0.1	0.0	0.8	0.4	0.9	0.7	4.5	5.3	8.4	14.1	16.0	19.6
China,P.R.: Macao	546	0.0	0.0	0.4	0.1
Czech Republic	935	0.0	0.1	0.0	0.1	0.4	0.1	0.1	0.4	0.1
Denmark	128	0.0	0.0	2.8	3.2	3.6	3.1	3.2	3.2
Israel	436	0.0	0.2	0.0	0.1	0.2	0.3	1.3	2.1	0.6	0.6
Japan	158	12.6	3.9	1.9	1.2	1.1	1.3	9.4	6.8	7.3	5.4	6.6	5.0
Korea, Republic of	542	0.5	0.0	0.8	0.0	0.0	5.0	5.4	5.1	5.0	7.8	8.6
New Zealand	196	0.0	0.0	0.5	0.5	0.6	0.4	0.4	0.4
Norway	142	1.6	0.0	0.0	0.0	0.0	0.2
Singapore	576	0.0	0.3	0.3	0.2	0.1	0.8	1.1	1.2	1.7	0.8	1.5
Sweden	144	0.0	0.2	0.0	0.0	0.5	0.3	0.3	0.2	0.4	0.5
Switzerland	146	0.8	0.3	0.5	0.1	0.1	2.2	1.8	1.4	1.6	2.4	3.5
Taiwan Prov.of China	528	0.6	1.0	1.3	3.3	3.6	3.9	4.4	5.2	6.0
United Kingdom	112	77.5	89.2	89.8	81.7	69.3	75.6	8.6	9.9	11.1	24.6	12.7	11.6
United States	111	182.7	159.9	135.6	84.5	51.4	49.0	254.1	294.5	305.1	342.2	356.5	325.5
Vatican	187	0.0	0.1
Emerg. & Dev. Economies	200	84.3	114.1	81.3	67.6	45.6	52.6	524.4	544.9	581.9	549.8	507.2	488.6
Emerg. & Dev. Asia	505	12.4	39.1	8.4	1.4	1.8	3.2	143.0	146.0	146.8	134.4	139.3	126.5
Bangladesh	513	0.0	0.0	0.0	0.1	0.0	0.1	0.1	0.3	0.2
Brunei Darussalam	516	0.1
Cambodia	522	0.0	0.1	0.1	0.0
China,P.R.: Mainland	924	5.7	14.5	5.7	0.2	0.0	109.4	104.9	106.6	100.8	111.6	102.7
India	534	5.3	22.3	1.3	0.0	0.1	1.2	20.5	22.4	22.3	19.0	12.8	12.8
Indonesia	536	0.0	0.0	0.0	0.0	0.4	1.4	2.0	3.1	2.1	0.6
Lao People's Dem.Rep	544	0.2	0.1
Malaysia	548	2.2	3.3	2.1	2.9	3.0	2.8
Philippines	566	0.0	0.3	0.1	0.0	0.1	1.1	1.6
Sri Lanka	524	0.2	0.2	0.2	0.2	0.2	0.2	0.2
Thailand	578	0.5	0.8	0.5	0.3	0.7	0.9	2.5	4.4	4.7	3.1	4.0	2.4
Vietnam	582	0.8	1.4	0.8	0.8	0.8	1.1	3.2	6.0	5.6	5.1	3.8	3.2
Asia n.s.	598	4.0	3.3	3.2	0.0
Europe	170	0.2	0.5	0.3	0.1	5.1	2.6	4.5	2.4	10.2	3.4	2.4
Emerg. & Dev. Europe	903	0.2	0.5	0.3	0.1	5.1	1.7	3.7	2.1	10.1	3.3	2.3
Albania	914	0.4
Bulgaria	918	0.2	0.9	2.5	0.7	2.4	0.8	1.0
Gibraltar	823	0.5	0.0	0.0	0.8	0.0
Hungary	944	0.0	0.0	0.0	0.0	0.1	0.0	0.0

Belize (339)

In Millions of U.S. Dollars

		Exports (FOB)						Imports (CIF)					
		2012	2013	2014	2015	2016	2017	2012	2013	2014	2015	2016	2017
Macedonia, FYR	962	0.1	0.0	0.1	0.4
Poland	964	0.0	0.0	0.3	0.2	0.2	0.1	0.1	0.1
Romania	968	5.0	0.0	0.0	0.0	0.0	0.0
Turkey	186	0.2	0.3	0.3	0.1	0.1	0.3	0.4	1.0	6.8	1.5	1.1
CIS	901	0.0	0.0	0.9	0.8	0.4	0.1	0.1	0.1
Belarus	913	0.0	0.1
Russian Federation	922	0.0	0.7	0.8	0.2	0.0	0.1	0.0
Ukraine	926	0.0	0.2	0.0	0.0	0.1	0.0	0.0
Mid East, N Africa, Pak	440	0.1	0.7	0.1	0.5	1.8	0.3	1.1	2.3	1.6	3.6	5.8	3.6
Egypt	469	0.4	0.1	0.0	0.0	0.0	0.0
Kuwait	443	0.0	0.1
Morocco	686	0.1	0.0	0.1	0.1	0.0	0.1
Oman	449	0.0	0.1
Pakistan	564	0.0	0.0	0.5	0.1	0.1	0.1	0.1	0.1	0.1
Saudi Arabia	456	0.3	0.1	0.1	0.2	0.1	0.0	0.0	0.0	0.0	0.0	0.0
United Arab Emirates	466	0.0	0.4	0.0	0.3	0.8	0.1	0.9	2.1	1.4	3.3	5.7	3.4
Sub-Saharan Africa	603	0.0	0.1	0.1	0.0	0.0	0.5	0.6	1.7	1.6	1.4	1.1
Côte d'Ivoire	662	0.1	0.1
Ghana	652	0.0	0.1	0.0
Mozambique	688	0.0	0.0	0.0	0.0	0.1	0.0
Niger	692	0.0	0.2
Seychelles	718	0.3
South Africa	199	0.0	0.1	0.5	0.6	1.5	1.0	1.3	1.1
Tanzania	738	0.1	0.0	0.0
Western Hemisphere	205	71.7	73.7	72.3	65.7	42.0	44.0	377.3	391.5	429.4	400.0	357.3	355.0
Antigua and Barbuda	311	0.0	0.1	0.3	0.1	0.1	0.0	0.0	0.2	0.2
Argentina	213	0.0	0.0	0.6	1.7	1.9	2.0	0.9	0.6
Bahamas, The	313	0.1	0.0	0.0	0.0	0.0	0.4	0.2	0.0	0.1
Barbados	316	1.6	1.4	1.6	20.1	13.3	13.1	1.1	1.3	1.4	1.3	1.7	1.0
Brazil	223	0.0	0.0	4.3	6.5	5.9	5.6	6.1	6.3
Chile	228	0.0	0.1	0.0	0.0	1.6	2.2	3.0	2.9	3.1	2.9
Colombia	233	0.1	0.0	0.0	0.1	1.3	1.9	3.4	2.9	3.0	2.8
Costa Rica	238	0.9	0.0	0.0	0.0	0.0	0.0	11.0	13.7	10.5	11.2	11.9	11.1
Curacao	354	0.1	0.0	0.0	117.6	116.6	124.8	88.5	70.7	73.9
Dominica	321	0.1	0.0	0.1	0.0	0.0	0.1	0.0	0.8	1.0	0.6	0.6	0.4
Dominican Republic	243	4.4	0.6	0.0	0.1	0.1	0.1	0.1	0.1	0.2	0.6	2.4	2.1
Ecuador	248	0.0	0.0	0.1	0.0	0.1	0.2	0.4
El Salvador	253	0.4	0.4	0.2	0.3	0.2	0.3	10.0	11.4	9.9	11.4	9.8	12.2
Grenada	328	0.1	0.0	0.0	0.0	0.0	0.1	0.0	0.0	1.3	1.5	1.6	1.1
Guatemala	258	22.8	5.1	5.9	3.7	2.8	4.5	57.4	61.8	75.8	72.4	66.9	63.4
Guyana	336	3.1	6.7	5.2	2.9	1.0	1.2	0.9	1.1	2.2	1.3	0.9	1.4
Haiti	263	0.0	0.0	0.1	0.2	0.6	0.0	0.0	0.0
Honduras	268	0.3	0.3	0.2	0.1	0.0	17.4	14.3	19.9	22.6	17.1	21.4
Jamaica	343	14.0	19.7	15.1	11.8	13.5	14.9	6.2	7.9	7.6	5.9	7.0	6.2
Mexico	273	5.7	13.8	27.4	11.0	0.3	0.7	91.1	105.3	107.7	107.5	103.3	101.9
Netherlands Antilles	353	0.7	0.0	0.0
Nicaragua	278	0.0	0.0	0.4	0.0	0.1	0.1	0.1	0.3	0.4	0.3
Panama	283	0.8	1.8	1.0	0.4	0.2	0.1	34.6	25.8	32.6	40.1	31.8	29.9
Paraguay	288	0.5	1.5	4.2	3.9	2.2	2.1	1.1	0.2
Peru	293	0.0	0.0	0.1	1.8	1.3	1.1	0.8	0.6	0.6
St. Kitts and Nevis	361	0.0	0.0	0.1	0.1	0.1	0.4	0.4	0.8	0.5	0.6	0.4
St. Lucia	362	0.1	0.5	0.2	0.2	0.1	0.1	1.0	0.9	1.5	1.1	1.6	1.3
St. Vincent & Grens.	364	0.0	0.0	0.0	0.0	0.0	0.0	0.0	1.1	1.8	1.7	0.9
Suriname	366	0.2	1.8	0.8	1.1	0.0	0.4	0.0	0.1	0.1	0.0
Trinidad and Tobago	369	16.2	19.9	13.8	13.5	9.8	7.5	13.5	11.1	11.2	12.0	11.0	11.1
Uruguay	298	0.7	0.9	1.2	1.8	1.1	0.9
Venezuela, Rep. Bol.	299	0.1	0.0	0.2	0.0	0.0	0.0	0.0	0.1	0.0
Western Hem. n.s.	399	0.2	0.0	0.4
Other Countries n.i.e	910	0.0	0.0	0.2	0.0	0.2	0.0	0.3	0.0	0.1	0.1
Cuba	928	0.0	0.0	0.2	0.0	0.0	0.1	0.0	0.1	0.0

Belize (339)

In Millions of U.S. Dollars

		Exports (FOB)						Imports (CIF)					
		2012	2013	2014	2015	2016	2017	2012	2013	2014	2015	2016	2017
Korea, Dem. People's Rep.	954	0.0	0.1	0.0	0.2	0.0	0.0	0.0
Countries & Areas n.s.	898	0.0	0.0	0.0	1.1	0.4	0.9	0.2	0.0	0.0
Memorandum Items													
Africa	605	0.0	0.1	0.2	0.0	0.0	0.6	0.6	1.8	1.7	1.4	1.2
Middle East	405	0.1	0.7	0.1	0.5	1.3	0.3	0.9	2.1	1.5	3.4	5.8	3.5
European Union	998	116.8	132.8	125.0	111.6	99.8	122.5	35.1	42.0	40.3	63.4	40.9	44.5
Export earnings: fuel	080	16.5	20.5	14.1	14.0	10.8	7.7	16.5	16.1	16.4	18.6	20.1	17.8
Export earnings: nonfuel	092	382.7	391.9	342.6	254.2	190.2	215.1	829.9	893.6	949.6	977.8	932.7	895.5

Benin (638)

In Millions of U.S. Dollars

		Exports (FOB)						Imports (CIF)					
		2012	2013	2014	2015	2016	2017	2012	2013	2014	2015	2016	2017
IFS World		460.5	630.1	1,853.4	624.2	368.9	2,147.2	3,643.8	3,414.3	2,356.6	2,172.6
World	001	462.5	597.9	968.2	625.5	441.6	574.3	2,318.9	2,958.3	3,654.5	2,475.1	2,630.5	2,713.5
Advanced Economies	110	38.6	64.5	162.1	119.5	52.5	59.4	1,049.3	1,237.3	1,405.6	991.3	890.5	774.3
Euro Area	163	22.0	25.3	85.1	41.0	25.8	18.5	702.9	763.5	830.2	716.9	668.3	580.1
Austria	122	0.1	0.0	0.0	0.0	0.0	1.5	1.8	6.9	1.0	0.5	0.4
Belgium	124	0.8	1.2	15.6	4.6	4.5	2.0	120.1	117.0	141.3	120.9	122.6	111.3
Cyprus	423	0.0	0.0	0.2	0.5	0.0	0.2	0.0	0.2
Estonia	939	14.3	0.7	0.4	0.3	0.1	0.0
Finland	172	3.5	0.0	0.0	0.9	2.5	10.1	1.9	1.5	0.3
France	132	4.2	3.2	30.2	15.3	8.4	6.1	319.3	345.6	299.5	288.8	264.9	226.4
Germany	134	1.5	1.7	1.8	2.7	1.1	0.8	38.8	44.0	36.1	33.5	52.0	33.9
Greece	174	0.0	0.0	0.0	0.2	0.0	0.0	21.4	11.5	2.8	0.4	2.4	2.4
Ireland	178	0.0	0.0	7.9	6.4	6.9	3.5	2.7	2.3
Italy	136	0.4	0.8	2.2	2.6	3.9	3.0	21.7	50.4	51.0	28.9	25.8	23.9
Latvia	941	0.1	0.2	0.1	0.1	0.2
Lithuania	946	0.0	0.0	0.0	1.2	1.0	2.5	0.8	2.9	3.0
Luxembourg	137	0.0	7.1	4.0	1.8	0.0	0.1	0.1
Malta	181	0.0	0.0	3.6	0.0	0.0
Netherlands	138	2.7	12.9	29.2	9.5	3.5	4.0	102.7	124.9	160.9	79.4	125.3	114.4
Portugal	182	7.7	3.2	4.0	2.7	1.3	1.1	1.6	7.3	4.8	8.9	13.6	9.5
Slovak Republic	936	0.1	0.1	0.1	0.0	0.5	0.4	1.1
Slovenia	961	0.1	0.1	0.0	0.1	0.0	0.1	0.0	0.0
Spain	184	1.1	2.2	2.1	3.4	3.0	1.4	44.2	45.6	101.3	147.8	53.1	50.6
Australia	193	0.0	0.0	0.0	0.0	0.0	1.0	2.1	3.2	0.9	0.7	0.9
Canada	156	0.0	0.0	0.3	0.0	0.4	0.4	9.6	14.3	13.1	9.1	6.8	9.5
China,P.R.: Hong Kong	532	1.8	0.0	0.2	0.8	1.3	1.7	22.2	20.6	23.8	11.0	10.0	3.6
Czech Republic	935	0.0	0.0	3.9	7.4	7.3	6.9	0.2	0.3
Denmark	128	7.0	11.1	18.5	13.5	8.4	12.2	13.5	11.7	40.4	11.5	7.4	5.8
Iceland	176	0.5	3.3	1.9	2.2	1.6	1.3
Israel	436	0.0	0.1	0.8	0.8	4.4	0.2	0.1	0.1
Japan	158	0.0	1.5	0.0	0.0	0.1	0.0	17.6	20.7	10.8	3.7	9.8	7.9
Korea, Republic of	542	0.2	1.0	0.7	1.9	2.9	3.3	3.8	6.4	3.5	2.9	16.8	24.1
New Zealand	196	0.1	0.1	0.1	0.4	0.4	0.2	0.0
Norway	142	0.4	0.0	8.7	5.6	1.3	1.4	10.5	2.4
Singapore	576	2.1	8.9	0.4	49.6	2.7	1.7	39.4	89.4	59.6	55.8	25.0	22.6
Sweden	144	0.1	2.8	0.0	0.1	0.0	0.0	16.2	36.0	25.4	20.4	11.3	9.8
Switzerland	146	2.8	4.5	12.8	7.4	3.5	3.8	62.2	20.7	26.1	15.2	29.5	14.8
Taiwan Prov. of China	528	0.1	1.7	3.4	0.2	0.3	1.5	0.8	1.4	0.2	0.3	0.5
United Kingdom	112	0.8	4.4	28.7	0.5	0.1	0.0	104.4	69.0	131.6	51.8	33.5	27.1
United States	111	1.9	3.3	11.3	4.4	7.0	17.7	41.0	164.8	221.1	80.7	58.7	63.6
Emerg. & Dev. Economies	200	423.9	533.4	805.8	503.4	389.0	514.8	1,263.7	1,716.1	2,236.5	1,464.1	1,739.9	1,939.1
Emerg. & Dev. Asia	505	213.5	294.8	340.0	291.5	207.1	263.2	465.8	918.4	1,301.3	773.8	1,023.2	1,138.8
Bangladesh	513	0.0	17.4	42.9	46.6	41.9	130.8	0.2	0.2	0.1	0.1	0.1	0.1
Cambodia	522	0.0	0.0	0.0	0.0	0.0	0.1
China,P.R.: Mainland	924	116.9	119.3	96.7	32.9	27.3	45.2	191.3	296.3	281.0	266.5	221.4	200.4
Fiji	819	0.4	0.0
F.T. New Caledonia	839	0.3	0.0	0.0	0.0	0.0
India	534	51.2	70.3	83.9	81.1	63.1	63.0	96.7	332.2	475.1	242.7	391.7	445.7
Indonesia	536	2.7	38.5	34.7	23.4	4.5	2.7	5.1	8.6	19.3	7.0	12.2	12.3
Malaysia	548	32.4	23.1	36.7	55.0	54.0	60.8	75.2	49.5	58.4	66.5
Marshall Islands	867	0.2	0.2
Myanmar	518	0.0	0.3	0.4
Nepal	558	e 0.0	e 0.3	e 1.5	0.0	0.0
Philippines	566	0.1	0.2	0.1	0.0	0.4	0.0	0.0	0.0	0.4
Sri Lanka	524	0.0	0.0	0.0	0.3	0.0	0.0	0.1	0.1	0.5	0.3
Thailand	578	3.3	4.0	4.8	5.5	2.1	3.6	109.4	196.4	450.2	191.4	326.5	475.3
Vietnam	582	6.9	21.8	40.2	46.7	13.2	16.1	1.7	8.5	25.7	6.7	3.0	3.0
Asia n.s.	598	0.2	0.5	0.2	0.8	1.2	1.2

Benin (638)

In Millions of U.S. Dollars

		Exports (FOB)						Imports (CIF)					
		2012	2013	2014	2015	2016	2017	2012	2013	2014	2015	2016	2017
Europe	170	0.4	1.9	41.1	9.3	51.3	99.4	81.9	79.6	93.9	73.6	82.9	133.8
Emerg. & Dev. Europe	903	0.4	1.8	41.0	9.2	11.9	23.7	62.1	64.7	75.2	66.6	54.7	64.9
Albania	914	1.3	4.5	4.3	8.9	0.0	0.1	0.0	0.1	0.1
Bosnia and Herzegovina	963	0.0	0.0	0.0	0.0	0.1
Bulgaria	918	0.4	0.0	0.0	0.0	0.2	0.1	0.2	0.1	0.4	0.8
Croatia	960	0.0	0.0	0.0	0.1	0.1	0.0	0.1	0.1
Gibraltar	823	0.2	0.2	0.2
Hungary	944	0.0	0.4	0.2	0.3	0.4	0.5	0.9
Macedonia, FYR	962	e 0.2	e 0.1	e 0.0
Poland	964	0.0	0.0	0.0	0.0	0.1	20.8	22.9	29.4	32.3	18.7	21.8
Romania	968	0.1	0.1	0.2	0.5	0.5	1.7
Turkey	186	0.3	0.1	36.5	4.9	3.0	23.7	40.4	41.2	44.9	32.8	33.9	39.4
CIS	901	0.0	0.0	0.2	0.1	39.3	75.7	19.8	14.9	18.7	6.9	28.3	68.8
Armenia	911	0.0	0.1	0.1	0.1	0.1	0.0
Azerbaijan, Rep. of	912	e 0.2
Belarus	913	e 0.0	e 0.0	e 0.0	e 0.0	e 32.8	e 22.5	0.0	0.1	1.0	0.0
Georgia	915	0.0	0.1	0.1	0.1	0.0	0.0
Russian Federation	922	0.0	0.1	0.2	0.1	5.9	7.9	3.8	3.9	26.7	65.2
Ukraine	926	0.1	0.0	6.1	53.0	13.8	6.6	13.7	2.8	1.5	3.6
Europe n.s.	884	0.1	0.0	0.0	0.1	0.0	0.0
Mid East, N Africa, Pak	440	6.5	26.0	40.7	40.8	27.9	26.3	90.7	94.7	202.3	118.2	190.8	210.5
Afghanistan, I.R. of	512	0.1	0.1	0.1	0.0	0.0	0.0
Algeria	612	0.1	0.4	1.4	0.1	0.6	0.3	3.0	0.6	2.2	2.8
Bahrain, Kingdom of	419	0.4	0.0	0.0	0.0	2.0	0.1	0.1
Djibouti	611	0.0	0.1	0.0	0.0	0.0	0.1	0.0	0.0	0.0	0.5	0.5
Egypt	469	0.9	13.6	29.4	16.5	13.5	16.5	4.0	5.8	6.5	4.8	4.0	4.1
Iran, I.R. of	429	0.0	0.0	0.0	0.1	0.4	0.1	1.0	1.0
Jordan	439	0.0	0.0	0.1	0.1	0.1	0.0	0.0
Kuwait	443	0.0	0.0	0.0	0.0	0.3	0.1	0.1	0.3	0.4	0.4
Lebanon	446	1.9	5.5	1.5	0.1	0.3	0.2	3.2	5.2	7.8	7.9	6.2	2.2
Libya	672	0.0	0.1	0.0	0.0	0.0	0.0	0.0	0.1	0.0	0.0	0.2	0.2
Mauritania	682	0.2	0.1	0.0	0.1	0.4	0.5	8.8	7.6	55.5	22.1	35.9	34.2
Morocco	686	0.9	2.0	1.3	2.4	0.2	0.1	6.0	14.2	37.5	28.0	40.0	62.4
Oman	449	0.0	0.2	0.3	0.1	0.0
Pakistan	564	1.0	3.2	4.6	17.5	7.1	5.3	5.6	6.4	10.5	11.1	20.4	19.9
Qatar	453	0.0	0.1	0.5	0.0	0.1	0.2	0.3
Saudi Arabia	456	0.0	0.2	0.8	0.5	0.5	0.8	1.5	8.3	0.9	10.7	10.1
Syrian Arab Republic	463	0.0	0.0	0.0	0.0	0.1	0.2	0.1	0.1
Tunisia	744	0.4	0.6	0.8	1.2	0.6	1.0	3.7	9.8	8.6	6.7	4.4	6.4
United Arab Emirates	466	1.0	0.4	0.8	2.2	5.1	2.1	57.1	42.4	63.3	33.3	64.6	65.9
Yemen, Republic of	474	0.0	0.0	0.1	0.1
Sub-Saharan Africa	603	202.0	209.8	374.6	158.2	100.5	125.2	499.9	538.5	557.4	417.7	371.9	348.0
Angola	614	0.1	0.0	0.1	1.2	1.4	0.8	1.7	6.5	7.9	33.2	33.8
Burkina Faso	748	3.7	6.6	5.4	3.8	4.6	5.6	0.2	0.8	4.8	2.4	1.1	1.1
Burundi	618	0.0	0.0	0.0	0.0	0.1	0.0	0.0
Cameroon	622	2.3	0.8	2.3	1.8	0.7	0.9	1.5	9.7	17.1	1.9	5.3	5.4
Central African Rep.	626	0.3	0.4	0.2	0.4	0.5	0.0	0.0
Chad	628	59.7	43.8	26.3	7.9	0.7	0.9	0.0	0.0	0.0	0.0
Congo, Dem. Rep. of	636	0.3	0.4	0.2	0.2	0.1	0.1	0.0	0.0	0.0	0.1	0.4	0.4
Congo, Republic of	634	0.3	0.2	1.0	0.4	0.2	0.3	0.9	1.3	0.2	1.2	2.1	2.1
Côte d'Ivoire	662	29.8	13.2	18.6	10.6	12.1	14.8	99.3	50.0	38.2	48.1	24.9	27.5
Equatorial Guinea	642	0.1	0.3	0.2	0.2	0.1	0.1	2.1	6.9	7.4	1.3	11.6	11.8
Eswatini, Kingdom of	734	0.0	0.2	0.2	0.2	0.1	0.2	0.2
Estonia	939	14.3	0.7	0.4	0.3	0.1	0.0
Ethiopia	644	0.0	0.0	0.0	0.0	0.0	0.0	0.0	0.0	0.0	1.6	1.6
Gabon	646	0.9	0.8	145.1	1.1	1.1	1.4	0.1	0.3	58.5	4.4	0.8	0.8
Gambia, The	648	0.0	0.0	0.0	0.0	0.0	0.1	0.1	0.0	0.1	0.0	0.0
Ghana	652	22.9	16.7	36.9	9.4	4.9	5.9	14.6	26.6	28.6	20.7	19.8	20.1
Guinea	656	0.3	0.1	2.2	0.3	2.0	2.4	1.2	4.4	0.7	1.3	1.5	1.5
Guinea-Bissau	654	0.0	0.0	1.8	0.5	1.7	0.6	0.6

Benin (638)

In Millions of U.S. Dollars

		Exports (FOB)						Imports (CIF)					
		2012	2013	2014	2015	2016	2017	2012	2013	2014	2015	2016	2017
Kenya	664	0.1	0.0	0.0	1.0	0.0	0.1	0.1	0.1	0.2	0.0	0.0
Lesotho	666	0.3	0.0
Liberia	668	0.4	0.4	2.0	0.4	0.0	0.1	0.0	3.6	0.0	0.0	0.1	0.1
Madagascar	674	0.0	0.0	0.1	0.0	0.0	0.0	0.1	0.6	0.7	1.8	0.2	0.2
Mali	678	0.7	1.1	1.7	0.4	0.6	0.7	0.2	0.4	0.7	0.9	0.9	0.9
Mauritius	684	0.1	0.3	0.7	0.7	0.0	0.1	0.0	0.3	0.3	0.0	0.0
Mozambique	688	0.0	0.0	0.0	0.0	1.2
Namibia	728	0.0	0.0	0.0	0.0	4.4	7.2	4.0	4.8	9.2	9.4
Niger	692	23.9	31.5	56.7	59.9	24.7	38.5	0.4	3.3	2.4	1.1	0.7	0.7
Nigeria	694	41.0	70.1	48.7	39.2	27.1	34.4	101.3	72.8	77.6	80.5	39.0	42.2
Rwanda	714	0.0	0.0	0.0	0.1	1.5
Senegal	722	1.6	1.2	0.4	2.8	0.6	0.2	15.4	13.5	15.7	14.9	11.4	10.5
Seychelles	718	0.1	0.1	0.0	0.0	0.1	0.1
Sierra Leone	724	0.1	0.0	1.8	0.1	0.3	0.3	0.0	0.2	0.1	0.1
South Africa	199	5.4	3.3	5.0	6.4	2.5	4.6	26.2	28.5	28.4	9.7	15.7	11.3
Tanzania	738	0.0	0.1	0.2	0.0	0.0	0.0	0.2	0.0	0.5	0.1	0.1
Togo	742	8.2	18.0	19.1	10.8	14.9	11.6	230.6	303.3	264.5	211.3	191.3	163.9
Uganda	746	0.2	0.0	0.0	0.4	0.0	0.0	0.0	0.0	0.0	0.0	0.0	0.0
Zambia	754	0.8	0.0	0.0	0.5	0.0	0.0	0.0
Zimbabwe	698	0.0	0.4	0.0	0.0	0.0	0.0	0.0	0.0	0.0
Western Hemisphere	205	1.5	0.9	9.4	3.5	2.3	0.6	125.4	85.0	81.7	80.7	71.1	108.0
Antigua and Barbuda	311	0.0	0.1	2.1	0.1	0.1
Argentina	213	0.0	0.0	1.5	1.3	4.3	3.7	2.4	1.9
Bahamas, The	313	0.1	0.0
Belize	339	0.0	0.0	0.6	0.0	0.0
Brazil	223	1.3	0.1	8.2	0.0	0.0	82.3	76.8	63.4	69.4	52.1	91.0
Chile	228	0.0	0.4	0.4	0.6	0.8	0.4	0.1
Colombia	233	0.0	0.0	1.0	3.5	2.0	0.0	1.2	0.1	0.1	2.0	7.0	6.7
Costa Rica	238	0.0	0.0	0.0	0.0	0.8	0.0
Dominican Republic	243	16.9	0.0	0.0	0.0	0.0	0.0
Ecuador	248	0.0	0.0	0.0	0.0	0.3	0.0	0.0	0.2	0.3	0.0	0.0
El Salvador	253	0.4	0.3	0.0	0.0	0.1
Grenada	328	0.1	0.0	0.1
Guatemala	258	0.0	3.7	0.5	0.4
Haiti	263	0.0	0.0	0.0	0.0	0.0	0.0	0.1	0.0	0.0
Honduras	268	0.0	0.0	0.0	0.0	0.0	0.1
Jamaica	343	0.1	0.0	0.0	0.0	0.0
Mexico	273	0.0	0.0	0.0	0.4	0.0	0.0	0.1	0.1
Panama	283	0.1	0.5	0.0	0.1	0.0
Peru	293	0.2	0.0	0.0	0.5	0.3
Suriname	366	0.1	0.0	0.0	0.0	0.0
Trinidad and Tobago	369	0.2	0.2	0.3	0.6	3.6	3.7
Uruguay	298	e 0.0	1.8	1.1	8.0	1.5	1.8	0.9
Venezuela, Rep. Bol.	299	19.9	3.2	2.8	2.8
Western Hem. n.s.	399	0.0	0.0	0.0	0.0	0.2	0.3	0.1	0.1
Other Countries n.i.e	910	0.0	0.3	2.6	0.0	0.0	3.2	1.0	4.8	11.7	0.1	0.1
Cuba	928	0.0	0.1	0.0	0.0
Korea, Dem. People's Rep.	954	0.0	0.3	2.6	0.0	0.0	3.1	1.0	4.8	11.7	0.1	0.1
Countries & Areas n.s.	898	2.6	3.9	7.6	8.0	0.0	0.0
Memorandum Items													
Africa	605	203.6	213.0	378.3	162.0	101.8	126.9	519.1	570.5	662.0	475.1	454.8	454.2
Middle East	405	3.9	19.6	32.4	19.6	19.5	19.4	65.8	56.3	87.0	49.8	87.4	84.3
European Union	998	29.8	44.0	132.3	55.2	34.3	30.8	862.4	910.9	1,065.1	840.8	741.0	648.2
Export earnings: fuel	080	103.3	116.2	225.2	55.6	38.7	41.8	191.5	137.0	233.1	138.9	206.2	250.1
Export earnings: nonfuel	092	359.2	481.7	743.0	569.9	402.8	532.5	2,127.4	2,821.3	3,421.5	2,336.2	2,424.3	2,463.3

Bermuda (319)

In Millions of U.S. Dollars

		Exports (FOB)						Imports (FOB)					
		2012	2013	2014	2015	2016	2017	2012	2013	2014	2015	2016	2017
IFS World	
World	001	27.6	44.6	43.6	326.3	42.8	228.1	1,058.6	954.1	1,130.9	1,514.1	1,319.7	1,086.3
Advanced Economies	110	9.2	25.9	12.5	275.5	29.0	77.2	979.9	894.9	1,052.8	1,415.2	1,242.1	1,010.4
Euro Area	163	2.0	2.0	0.2	265.3	18.3	65.5	18.0	28.1	11.6	377.1	17.7	20.1
Austria	122	0.0	0.0	0.3	0.2	0.5	0.6	0.8	1.3
Belgium	124	0.0	0.0	0.0	0.0	0.0	0.0	1.0	1.6	3.3	1.1	1.5	0.6
Cyprus	423	e 0.0	e 252.5	0.0	0.0	0.0	0.0	0.0	0.0
Finland	172	0.0	0.0	0.2	0.2	0.1	0.1	1.6	0.7
France	132	0.2	0.0	0.0	2.1	0.3	0.3	0.3	0.5	0.6
Germany	134	0.0	0.0	0.1	0.0	0.0	0.0	4.6	7.1	4.9	369.4	7.2	12.1
Greece	174	0.0	0.0	0.0	0.0	0.0	0.0	0.3	0.2	0.2
Ireland	178	0.1	0.0	0.8	2.0	0.7	0.7	0.6	1.7
Italy	136	0.0	0.0	0.0	0.0	0.3	0.1	0.1	0.1	0.1	2.2	0.2
Latvia	941	e 0.0	e 0.0	e 18.3	0.0	0.1	0.0	0.1	1.1	0.0
Lithuania	946	e 1.9	e 0.0	0.0	0.0	0.0	0.0	0.1	0.0
Luxembourg	137	e 0.0	e 0.0	e 0.0	e 0.0	e 0.0	e 64.6	0.0	0.0	0.0	0.0	0.0	0.0
Malta	181	e 1.7	e 12.7	e 0.0	e 0.5	0.0	0.0	0.0	0.0	0.0	0.0
Netherlands	138	0.0	0.0	0.0	0.0	0.0	2.5	0.9	0.7	0.7	0.5	0.6
Portugal	182	0.0	0.6	0.7	0.4	0.7	0.8	1.2
Spain	184	0.0	0.0	0.0	5.7	14.9	0.6	2.9	0.7	0.8
Australia	193	0.0	0.7	0.3	0.4	0.5	0.4	0.4
Canada	156	0.0	0.1	0.1	0.2	0.2	0.6	39.9	44.4	38.5	38.2	65.4	45.7
China,P.R.: Hong Kong	532	0.0	0.0	0.0	0.0	1.7	1.7	1.7	1.7	1.7	1.7
Czech Republic	935	0.0	0.1	0.1	0.0	0.1	0.0	0.0
Denmark	128	0.0	0.0	0.0	0.1	0.0	0.5	0.2	0.9	0.2	0.2	0.2
Iceland	176	0.0	0.0	0.2	0.1	0.1	0.2	0.8	0.3
Israel	436	e 0.8	e 2.7	e 2.0	e 1.6	e 2.6	e 0.5	0.1	0.1	0.1	0.1
Japan	158	0.0	0.1	3.4	3.0	2.9	50.7	237.7	9.0
Korea, Republic of	542	0.0	168.5	196.6	250.3	249.6	182.7	104.6
New Zealand	196	0.0	27.3	2.4	2.3	3.5	3.8	5.1
Norway	142	0.0	0.0	0.0	0.4	0.1	0.0	0.0	0.1	0.0	0.0
Singapore	576	0.0	0.9	1.1	1.0	0.4	0.2	0.3
Sweden	144	0.0	0.0	0.0	0.0	0.0	0.0	0.7	4.7	6.5	1.3	1.4	2.6
Switzerland	146	0.2	0.3	0.0	0.7	0.5	0.6	3.3	0.8	0.7
Taiwan Prov.of China	528	e 0.0	0.8	0.8	0.8	2.0	0.8	0.8
United Kingdom	112	0.7	14.8	0.7	1.0	0.4	0.5	21.8	7.4	7.4	8.8	7.6	37.5
United States	111	5.3	6.3	9.4	7.0	7.5	9.5	694.6	603.3	727.8	677.4	720.7	781.0
Emerg. & Dev. Economies	200	18.1	18.3	30.9	50.6	13.5	150.6	75.2	56.4	74.9	94.0	73.9	72.5
Emerg. & Dev. Asia	505	0.0	0.0	0.1	0.0	0.1	0.1	28.5	17.4	17.0	28.3	22.1	15.8
Bangladesh	513	0.0	0.1	0.1	0.1	0.1	0.1	0.1
China,P.R.: Mainland	924	0.0	0.0	0.0	0.0	0.0	0.0	11.3	10.2	10.0	19.4	12.1	6.9
Fiji	819	e 0.0	0.0	0.0	0.0	0.1	0.1	0.0
India	534	0.0	0.0	0.1	0.0	1.0	1.5	2.2	1.6	2.7	2.3
Indonesia	536	0.0	2.3	3.1	2.2	2.3	2.9	2.7
Malaysia	548	0.0	0.0	11.0	0.4	0.1	1.0	0.0
Myanmar	518	e 0.0	e 0.0	e 0.2
Philippines	566	0.0	0.5	0.2	0.2	0.1	0.1	0.0
Thailand	578	0.0	0.0	0.0	0.0	1.4	1.2	1.4	2.4	2.8	2.7
Vietnam	582	0.0	0.2	0.2	0.2	0.4	0.3	0.3
Asia n.s.	598	0.6	0.5	0.6	0.9	0.7	0.7
Europe	170	0.4	0.6	0.3	0.2	0.2	5.0	0.6	0.6	5.3	0.9	1.6	5.6
Emerg. & Dev. Europe	903	0.0	0.0	0.0	0.1	0.2	0.2	0.2	0.2	0.1	0.5	1.2	1.2
Bosnia and Herzegovina	963	e 0.0	e 0.1	e 0.0	e 0.0	0.0	0.0	0.0	0.0	0.0	0.0
Hungary	944	e 0.0	e 0.0	e 0.0	e 0.1	e 0.1	e 0.1	0.1	0.1	0.1	0.5	1.2	1.2
Serbia, Republic of	942	e 0.1	e 0.1	0.0	0.0	0.0	0.0	0.0	0.0
CIS	901	0.4	0.6	0.3	0.1	0.1	4.8	0.5	0.4	5.2	0.4	0.4	4.4
Georgia	915	0.1
Kazakhstan	916	e 0.0	e 0.0	e 0.0	e 0.0	e 0.0	e 4.6	e 4.8
Russian Federation	922	e 0.4	e 0.4	e 0.2	e 0.1	e 0.1	e 0.2	0.0	0.0	0.0	0.0	0.0	4.0
Ukraine	926	0.0	0.0	0.0	0.4	0.4	0.4	0.4	0.4	0.4

Bermuda (319)

In Millions of U.S. Dollars

		Exports (FOB)						Imports (FOB)					
		2012	2013	2014	2015	2016	2017	2012	2013	2014	2015	2016	2017
Mid East, N Africa, Pak	440	3.2	0.1	0.3	0.1	0.1	46.0	0.5	0.4	0.4	1.4	0.5	0.5
Bahrain, Kingdom of	419	e 0.0	e 0.0	e 0.1	e 0.0	e 0.0	0.0	0.0	0.0	0.0	0.0	0.0
Egypt	469	e 0.0	0.0	0.0	0.0	0.1	0.0	0.0
Kuwait	443	e 0.1	e 0.0	e 0.0	0.0	0.0	0.0	0.0	0.0	0.0
Lebanon	446	e 0.0	e 0.0	e 0.0	e 0.0	0.9
Mauritania	682	e 0.1	e 0.0	0.0	0.0	0.0	0.0	0.0	0.0
Morocco	686	e 2.8	e 0.0	e 0.1	0.1	0.1	0.1	0.1	0.1	0.1
Pakistan	564	e 0.1	e 0.0	e 0.0	e 0.0	e 0.0	e 46.0	0.1	0.1	0.1	0.1	0.1	0.2
Saudi Arabia	456	e 0.3	e 0.1	e 0.0	0.1	0.1	0.1	0.1	0.1	0.1
Tunisia	744	e 0.0	e 0.0	e 0.0	e 0.0	0.1	0.1	0.1	0.1	0.1	0.1
Sub-Saharan Africa	603	10.9	16.1	28.5	49.3	3.7	10.8	0.1	0.1	0.6	3.7	2.8	0.1
Angola	614	e 4.0	e 0.1
Cameroon	622	e 0.2	0.0	0.0	0.0	0.0	0.0	0.0
Ethiopia	644	e 0.0	e 0.0	e 0.0	e 0.0	0.0	0.0	0.0	0.1	0.0	0.0
Gambia, The	648	e 0.0	e 0.2
Kenya	664	e 0.0	e 0.0	e 0.1	0.0	0.0	0.0	0.0	0.0	0.0
Mauritius	684	e 0.0	e 0.0	e 16.7	e 39.6	e 0.0	e 0.0	0.0	3.5	2.1
Nigeria	694	e 6.8	e 8.5	e 8.8	e 6.6	e 6.0	0.0	0.0	0.0	0.0	0.0	0.0
Senegal	722	e 0.1	e 0.0	0.0	0.0	0.1
South Africa	199	0.0	0.0	0.0	0.4	0.0	0.5	0.0
Tanzania	738	e 0.0	e 0.0	e 0.0	e 0.9	0.0	0.0	0.0	0.0	0.0	0.0
Zambia	754	e 1.2	e 0.6	e 0.2	e 0.5	e 1.3	e 1.2	0.0	0.0	0.0	0.0	0.0	0.0
Zimbabwe	698	e 2.8	e 2.8	e 2.7	e 2.6	e 2.3	e 2.5
Western Hemisphere	205	3.5	1.5	1.8	0.9	9.4	88.7	45.5	37.9	51.6	59.7	47.0	50.4
Argentina	213	0.3	0.3	0.3	0.3	0.3	0.3
Aruba	314	e 0.0	e 0.0	e 0.2	e 0.2	e 0.1	e 0.0	0.0
Bahamas, The	313	0.0	0.1	0.1	0.1	0.1	0.1	0.1
Barbados	316	0.1	0.0	0.0	0.5	0.5	0.7	1.2	1.0	4.9
Brazil	223	0.0	0.5	0.4	11.3	0.8	0.7	0.6
Chile	228	0.0	0.7	0.7	0.7	0.7	0.7	0.7
Colombia	233	e 0.0	e 0.2	e 0.5	e 0.0	e 0.0	e 0.0	0.3	0.5	0.5	0.4	0.4	0.5
Costa Rica	238	e 0.0	e 0.0	e 0.0	e 0.0	e 0.0	e 0.0	0.4	0.3	0.4	0.6	1.0	1.3
Dominican Republic	243	e 0.0	e 0.0	e 0.0	e 0.0	e 0.0	e 0.0	1.7	1.4	1.6	2.5	1.9	1.7
Ecuador	248	e 0.0	0.0	0.1	0.0	0.0	0.0	0.0
Guatemala	258	e 0.0	e 0.0	0.0	0.0	0.0	0.0	0.0	0.2
Guyana	336	e 0.1	e 0.0	e 0.0	e 0.1	0.0	0.0	0.0	0.0	0.0	0.6
Jamaica	343	e 1.3	e 0.6	e 0.4	e 0.1	e 8.8	e 88.3	0.5	0.4	0.5	0.7	0.5	0.5
Mexico	273	0.0	0.0	0.0	0.0	5.0	2.7	1.2	2.2	1.3	2.4
Netherlands Antilles	353	e 0.7	e 0.5	e 0.4	e 0.3	e 0.3	e 0.0	0.1	0.1	0.1	0.2	0.1	0.1
Panama	283	4.8	5.0	4.9	4.8	4.8	4.8
Peru	293	e 0.0	e 0.0	e 0.0	e 0.0	e 0.0	0.1	0.1	0.1	0.1	0.1	0.1
St. Kitts and Nevis	361	e 0.0	e 0.0	e 0.0	e 0.0	e 0.1
Trinidad and Tobago	369	e 1.3	e 0.1	e 0.0	e 0.1	e 0.1	e 0.1	1.1	0.9	1.1	1.6	1.2	1.1
Venezuela, Rep. Bol.	299	e 0.0	e 0.0	28.7	23.9	27.7	42.6	32.2	29.8
Western Hem. n.s.	399	0.6	0.5	0.6	0.9	0.6	0.6
Other Countries n.i.e	910	0.3	0.3	0.3	0.3	0.3	0.3	0.2	0.1	0.2	0.3	0.2	0.2
Cuba	928	e 0.3	e 0.3	e 0.3	e 0.3	e 0.3	e 0.3	0.2	0.1	0.2	0.3	0.2	0.2
Countries & Areas n.s.	898	3.3	2.7	3.1	4.7	3.5	3.3
Memorandum Items													
Africa	605	13.7	16.2	28.5	49.4	3.7	10.8	0.3	0.3	0.8	3.9	3.0	0.3
Middle East	405	0.3	0.0	0.3	0.1	0.0	0.0	0.1	0.1	0.1	1.1	0.1	0.1
European Union	998	2.7	16.7	0.9	266.5	18.8	66.1	41.2	40.6	26.4	387.9	28.1	61.7
Export earnings: fuel	080	8.8	13.2	10.0	6.9	0.1	10.9	30.3	25.5	34.2	44.9	34.0	35.6
Export earnings: nonfuel	092	18.8	31.4	33.6	319.5	42.7	217.3	1,028.2	928.6	1,096.7	1,469.3	1,285.8	1,050.8

Bhutan (514)

In Millions of U.S. Dollars

		Exports (FOB)						Imports (CIF)					
		2012	2013	2014	2015	2016	2017	2012	2013	2014	2015	2016	2017
IFS World		535.2	543.6	583.1	549.2	524.7	572.7	993.5	909.1	932.1	1,060.6	1,002.5	1,028.8
World	001	532.0	417.1	405.0	603.6	499.2	432.7	993.1	1,242.4	1,254.9	1,746.1	1,716.3	1,691.3
Advanced Economies	110	8.8	11.2	12.3	31.3	5.6	15.0	133.5	120.7	108.1	180.5	107.3	122.2
Euro Area	163	4.6	8.3	11.0	29.7	3.0	12.5	33.4	32.0	21.9	84.7	21.5	20.8
Austria	122	17.6	16.7	6.8	6.5	6.4	9.2
Belgium	124	1.1	4.1	2.6	1.6	2.1	0.3
Finland	172	0.0	2.0	0.1	0.1	0.2	0.5	0.3
France	132	0.0	0.0	0.0	0.0	0.0	0.0	0.7	0.2	0.1	0.1	0.2	0.2
Germany	134	0.6	2.8	4.4	20.1	0.7	2.1	4.2	3.1	5.2	65.1	5.7	2.7
Greece	174	0.1	0.0	0.0	0.0	0.0
Italy	136	2.3	2.2	5.3	2.7	0.1	2.9	5.7	4.5	4.0	7.7	4.7	5.0
Luxembourg	137	0.3	0.3	0.3	0.3	0.3	0.3	0.0	0.0	0.0
Malta	181	e 1.1
Netherlands	138	1.3	2.8	0.8	6.3	1.9	6.6	0.8	3.0	0.8	3.0	0.8	2.6
Portugal	182	0.2	0.3	0.0	0.0	0.0
Slovak Republic	936	e 0.0	e 0.2	e 0.1	e 0.9	e 0.2
Slovenia	961	0.1	0.6	0.0	0.0	0.0	0.0	0.0	0.1
Spain	184	0.0	0.0	0.2	0.1	2.2	0.4	0.2	0.3
Australia	193	0.0	0.0	0.0	0.0	0.0	0.0	0.7	0.2	0.1	0.1	0.5	0.4
Canada	156	1.3	0.2	0.1	0.2	0.1	0.4
China,P.R.: Hong Kong	532	1.5	0.0	0.0	0.0	0.1	0.0	3.1	5.7	3.0	2.7	2.7	4.4
Denmark	128	0.9	0.6	0.7	1.5	1.6	1.7
Israel	436	0.3	0.3	0.3	0.3	0.3	0.3
Japan	158	2.1	2.1	0.6	0.1	0.9	1.2	23.5	16.2	36.9	28.9	18.9	10.2
Korea, Republic of	542	0.0	0.3	0.0	0.0	0.0	0.0	31.0	13.0	8.9	18.7	13.3	44.4
New Zealand	196	0.1	0.0	0.4	0.2	0.4	0.7
Norway	142	0.4	0.2	0.4	0.3	0.4	0.0
Singapore	576	0.4	0.3	0.5	0.1	0.1	0.8	14.6	27.8	24.0	29.7	32.3	24.8
Sweden	144	e 0.0	e 0.0	e 0.0	e 0.0	e 0.0	e 0.0	11.4	8.3	3.2	4.3	6.1	6.1
Switzerland	146	0.0	0.0	0.0	0.0	0.0	0.0	7.3	8.9	1.2	2.9	3.3	1.3
Taiwan Prov.of China	528	e 0.0	e 0.0	e 0.0	e 0.0	e 0.0	e 0.0	e 0.2	e 0.8	e 0.2	e 0.2	e 0.0
United Kingdom	112	0.0	0.0	0.0	0.0	0.0	0.0	1.7	3.7	2.7	2.0	2.8	3.0
United States	111	0.2	0.2	0.1	1.2	1.4	0.4	3.6	3.4	3.5	3.8	2.9	3.7
Emerg. & Dev. Economies	200	523.2	405.9	392.7	572.3	493.6	417.7	851.9	1,113.5	1,138.8	1,553.8	1,598.2	1,558.5
Emerg. & Dev. Asia	505	522.0	405.5	390.7	571.7	493.3	416.5	843.0	1,104.9	1,130.3	1,542.4	1,585.8	1,547.4
Bangladesh	513	21.9	18.4	20.6	35.4	26.3	6.8	5.3	2.2	4.0	3.3	2.9	3.8
China,P.R.: Mainland	924	0.0	0.2	0.3	0.5	0.3	0.4	24.8	33.1	19.6	17.0	8.6	10.4
India	534	497.7	384.8	367.8	532.8	464.5	407.2	781.5	1,039.6	1,074.7	1,483.8	1,537.1	1,496.1
Indonesia	536	0.0	0.0	0.0	0.0	0.0	5.5	0.1	0.3	0.6	0.1	0.7
Malaysia	548	0.2	0.3	0.3	0.3	0.3	0.3	2.1	1.9	1.6	0.8	1.0
Nepal	558	2.0	1.6	1.5	2.5	1.8	1.7	8.7	11.5	10.7	15.7	14.2	13.9
Philippines	566	0.0	0.0	0.0	0.4	0.2	0.0	0.0	0.2
Sri Lanka	524	0.0	0.0	0.0	0.0	0.0	0.0	0.3
Thailand	578	0.1	0.1	0.1	0.1	0.1	0.1	13.8	14.7	17.8	19.3	20.0	20.3
Vietnam	582	0.1	0.1	0.1	0.1	0.1	0.1	1.0	1.1	1.0	1.5	1.4	1.3
Asia n.s.	598	0.3	0.3	0.3	0.5	0.4	0.4
Europe	170	0.5	0.1	0.7	0.3	0.0	0.8	2.9	2.7	2.7	2.7	2.8	2.6
Emerg. & Dev. Europe	903	0.3	0.1	0.3	0.2	0.0	0.8	0.4	0.1	0.2	0.1	0.3	0.1
Albania	914	e 0.0	e 0.1
Bulgaria	918	0.3	0.1	0.0
Macedonia, FYR	962	e 0.2	e 0.4
Poland	964	0.0	0.1	0.0	0.1	0.0	0.3	0.1	0.0	0.0	0.0	0.1	0.0
Romania	968	0.1	0.0	0.0	0.0	0.0	0.0	0.0
Turkey	186	0.0	0.0	0.0	0.0	0.3	0.1	0.1	0.1	0.1	0.1
CIS	901	0.2	0.0	0.4	0.1	2.5	2.5	2.5	2.6	2.5	2.5
Russian Federation	922	0.0	0.1	2.2	2.2	2.2	2.3	2.2	2.2
Ukraine	926	e 0.2	e 0.0	e 0.4	0.3	0.3	0.3	0.3	0.3	0.3
Mid East, N Africa, Pak	440	0.0	0.0	0.0	0.0	0.1	0.1	5.5	5.8	5.7	6.7	6.3	7.6
Kuwait	443	0.0	0.0	0.0	0.0	0.0	0.0	0.0	0.0	0.0	0.1	0.1	0.1
Lebanon	446	0.1

Bhutan (514)

In Millions of U.S. Dollars

		Exports (FOB)						Imports (CIF)					
		2012	2013	2014	2015	2016	2017	2012	2013	2014	2015	2016	2017
Morocco	686	e 0.1	e 0.0
Pakistan	564	0.1	0.0	0.0	0.0	0.0	0.0	0.0
Qatar	453	e 0.0	2.5	2.5	2.5	2.5	2.5	3.8
Saudi Arabia	456	e 0.0	1.5	1.5	1.5	1.5	1.5	1.5
United Arab Emirates	466	1.5	1.8	1.7	2.5	2.3	2.2
Sub-Saharan Africa	603	0.4	0.1	0.3	0.2	0.1	0.2	0.4	0.1	0.1	2.0	3.2	0.6
Angola	614	e 0.1	e 0.3
Kenya	664	e 0.0	0.0	0.0	0.0	0.0	3.0	0.4
Malawi	676	e 0.0	e 0.2	e 0.0	e 0.1
Namibia	728	e 0.0	e 0.0	e 0.0	e 0.0	e 0.0	e 0.0	e 1.9	e 0.2
Nigeria	694	e 0.1	e 0.1	e 0.1
Senegal	722	e 0.0	e 0.1
South Africa	199	0.0	0.2	0.0	0.0	0.0	0.2
Zambia	754	e 0.0	e 0.0	e 0.0	e 0.0	e 0.1	e 0.0	e 0.0	e 0.1	e 0.1
Western Hemisphere	205	0.2	0.2	1.0	0.0	0.1	0.1	0.1	0.0	0.0	0.1	0.2	0.2
Brazil	223	0.0	0.0	0.0	0.0	0.0	0.0	0.0	0.0	0.0	0.1	0.2	0.1
Colombia	233	e 0.1	e 0.2	e 0.9	e 0.0	e 0.0	e 0.0
Paraguay	288	e 0.1
Peru	293	e 0.0	e 0.0	e 0.1	e 0.0	e 0.0
Countries & Areas n.s.	898	7.6	8.3	7.9	11.8	10.8	10.6
Memorandum Items													
Africa	605	0.4	0.1	0.3	0.2	0.2	0.2	0.4	0.1	0.1	2.0	3.2	0.6
Middle East	405	0.0	0.0	0.0	0.0	0.0	0.0	5.5	5.8	5.7	6.7	6.3	7.6
European Union	998	4.9	8.3	11.0	29.9	3.0	12.8	47.6	44.6	28.6	92.5	32.2	31.6
Export earnings: fuel	080	0.4	0.2	1.2	0.3	0.0	0.2	7.7	8.0	7.9	8.9	8.5	9.8
Export earnings: nonfuel	092	531.6	416.9	403.9	603.3	499.2	432.6	985.4	1,234.4	1,247.0	1,737.2	1,707.8	1,681.5

Bolivia (218)

In Millions of U.S. Dollars

		Exports (FOB)						Imports (CIF)					
		2012	2013	2014	2015	2016	2017	2012	2013	2014	2015	2016	2017
IFS World		11,254.0	11,656.7	12,299.7	8,299.1	7,000.0	7,752.3	8,578.3	9,337.7	10,518.8	9,602.2	8,479.3	9,303.7
World	001	11,814.6	12,251.7	12,899.1	8,737.1	7,126.3	8,194.5	8,590.1	9,699.0	10,674.1	9,843.1	8,563.8	9,308.5
Advanced Economies	110	3,769.5	3,428.3	4,342.6	2,834.5	2,863.1	2,964.5	2,465.7	3,416.5	3,658.7	3,104.0	2,469.6	2,446.2
Euro Area	163	559.0	740.3	652.7	649.6	670.9	728.0	630.9	917.1	1,070.6	950.1	725.4	778.9
Austria	122	4.3	4.6	4.5	7.5	3.1	3.3	17.2	52.5	52.6	37.4	77.6	94.1
Belgium	124	334.6	245.9	231.3	283.6	324.0	260.7	34.1	41.5	50.6	39.5	28.8	28.1
Cyprus	423	0.0	0.0	0.0	0.1	0.0	0.1
Estonia	939	0.0	0.0	0.1	0.3	1.3	2.3	1.2	1.7
Finland	172	0.1	0.2	13.3	0.1	26.3	31.3	9.6	6.1	7.5	35.4	6.6	9.7
France	132	16.7	47.0	42.2	23.4	23.2	18.9	61.9	97.0	188.6	142.1	163.2	94.9
Germany	134	48.0	55.1	68.0	58.6	62.9	68.4	164.9	238.8	213.2	232.5	181.4	209.2
Greece	174	0.2	0.0	0.6	0.5	0.2	0.3	0.1	0.8	3.4	2.1	1.7	1.6
Ireland	178	0.3	0.4	2.0	2.7	1.3	0.5	2.7	5.0	4.6	17.5	4.6	3.9
Italy	136	54.9	79.4	79.3	71.6	41.4	40.4	173.8	123.8	191.5	175.9	100.3	145.5
Latvia	941	0.2	0.5	0.3	0.2	0.0	0.0	0.5	1.4	0.9	1.0	0.6
Lithuania	946	0.5	2.2	0.9	0.7	1.1	0.9	0.2	0.2	0.7	0.5	0.2	0.7
Luxembourg	137	0.0	0.1	0.1	0.1	0.2	0.1	0.4
Malta	181	0.0	0.2	0.0	0.1	0.0	0.1	0.1	0.1
Netherlands	138	34.0	190.9	111.3	111.7	89.6	167.8	59.7	147.8	85.9	70.0	22.1	20.5
Portugal	182	1.1	7.7	2.2	1.2	1.3	1.0	2.9	6.4	11.3	11.1	5.5	5.8
Slovak Republic	936	0.0	2.1	2.6	3.5	3.4	3.1	3.4
Slovenia	961	0.2	0.0	0.1	0.0	0.1	0.3	0.5	0.5	0.6	0.7	0.9	0.5
Spain	184	63.8	106.4	96.4	88.1	96.1	134.2	100.9	193.0	253.6	178.5	127.0	158.1
Australia	193	113.2	163.4	125.6	88.6	140.3	149.1	4.2	5.3	6.7	4.2	5.6	6.1
Canada	156	152.3	164.4	200.1	100.9	108.9	171.1	59.5	58.8	94.3	58.2	52.0	57.9
China,P.R.: Hong Kong	532	2.7	3.7	86.8	2.2	6.3	8.9	12.2	10.1	8.0	7.2	13.9	6.7
China,P.R.: Macao	546	0.1	0.0	0.0	0.0	0.0	0.0	0.0	0.0	0.0
Czech Republic	935	0.0	0.1	0.2	1.0	0.0	0.2	3.9	5.1	9.8	14.5	11.3	16.1
Denmark	128	2.0	5.3	5.4	4.3	3.6	2.4	9.5	20.7	12.9	9.9	11.2	20.0
Iceland	176	0.0	0.0	0.0	0.0	0.0	0.3	0.1	0.1	0.1	0.1
Israel	436	5.2	5.2	5.2	3.3	3.6	2.3	8.1	9.6	10.3	11.6	7.2	4.8
Japan	158	441.8	417.7	432.3	407.2	417.3	591.3	387.6	491.8	520.0	510.4	414.2	345.3
Korea, Republic of	542	358.0	405.1	496.1	375.1	385.7	626.9	74.5	105.3	175.3	187.8	92.0	97.7
New Zealand	196	2.3	2.0	3.1	3.9	4.3	4.9	0.8	2.0	4.9	1.2	1.6	2.2
Norway	142	1.1	1.1	0.5	0.7	0.8	0.9	3.2	2.1	1.9	3.1	5.7	2.1
San Marino	135	0.0	0.0	0.0	0.0	0.1
Singapore	576	0.4	28.4	100.5	23.2	71.9	1.2	71.0	95.9	120.1	30.2	42.8	26.5
Sweden	144	0.8	1.1	1.5	1.0	0.9	1.0	93.7	215.7	196.0	123.4	85.9	142.8
Switzerland	146	272.5	165.6	96.3	38.6	5.3	14.3	48.8	139.2	59.7	42.0	77.0	102.7
Taiwan Prov.of China	528	1.4	3.4	2.4	0.7	1.7	0.8	45.0	57.4	49.1	42.4	37.2	37.9
United Kingdom	112	106.7	105.5	122.7	79.8	77.0	50.0	72.1	70.4	70.9	67.7	47.9	54.3
United States	111	1,750.2	1,216.2	2,010.9	1,054.3	964.8	611.1	940.6	1,209.7	1,248.4	1,040.0	838.7	744.1
Emerg. & Dev. Economies	200	8,041.6	8,819.7	8,555.1	5,901.2	4,261.5	5,228.2	6,115.8	6,278.2	7,008.1	6,731.9	6,086.8	6,856.1
Emerg. & Dev. Asia	505	328.8	376.6	495.5	717.3	641.4	1,033.6	1,508.4	1,731.3	2,251.0	2,135.3	2,045.9	2,363.6
Bangladesh	513	0.2	0.6	0.2	0.7	1.0	1.6	1.8	2.2	2.3
Cambodia	522	0.5	0.6	0.6	1.3	2.2	2.1
China,P.R.: Mainland	924	316.5	322.7	441.8	468.2	479.7	451.9	1,293.7	1,459.1	1,884.3	1,780.2	1,712.8	2,027.3
F.T. French Polynesia	887	0.1	0.0	0.0	0.0	0.0
F.T. New Caledonia	839	0.1	0.0	0.1	0.0	0.0	0.0	0.0	0.0	0.0
Guam	829	0.0	0.0	0.0	0.1
India	534	4.0	3.9	2.5	197.1	122.2	571.9	86.2	111.0	175.6	127.9	114.8	141.3
Indonesia	536	0.1	0.1	0.0	0.0	0.1	30.0	36.7	34.8	39.4	30.5	37.8
Kiribati	826	0.1	0.1	0.0	0.0
Malaysia	548	1.9	46.3	48.3	39.2	16.3	3.5	14.2	20.5	22.0	18.3	21.1	22.6
Myanmar	518	2.4	1.7	0.0	0.0	0.0	0.1	0.1	0.2
Nepal	558	0.2	0.0	0.0	0.0	0.0	0.0
Philippines	566	0.0	0.0	2.8	2.6	2.7	3.9	4.4	5.0
Sri Lanka	524	0.0	0.1	0.2	0.1	1.4	1.3	1.7	1.7	2.0	2.2
Thailand	578	2.7	1.3	1.4	1.6	1.5	2.2	69.7	86.0	116.1	130.9	128.2	91.7
Vietnam	582	3.6	2.3	1.2	10.7	18.3	2.0	9.3	12.4	11.5	29.7	27.4	31.0

Bolivia (218)

In Millions of U.S. Dollars

		Exports (FOB)						Imports (CIF)					
		2012	2013	2014	2015	2016	2017	2012	2013	2014	2015	2016	2017
Europe	170	19.1	14.2	7.9	12.1	25.4	77.2	39.0	53.1	87.1	69.2	76.0	101.0
Emerg. & Dev. Europe	903	6.4	7.2	2.6	7.9	21.3	71.9	21.0	33.4	42.9	51.5	58.6	75.3
Albania	914	0.1	0.0	0.0	0.0	0.1	0.1	0.0
Bosnia and Herzegovina	963	0.0	1.5	0.4	0.3	0.0	0.1	0.0	0.1	0.0	0.0
Bulgaria	918	0.3	0.2	0.6	0.5	0.1	0.2	0.6	0.8	1.2	2.0	0.8	1.3
Croatia	960	0.0	0.2	1.7	0.6	0.2	0.3	0.3	0.2	0.1	0.6	0.1
Gibraltar	823	0.1	0.2
Hungary	944	0.0	0.0	0.0	0.0	0.0	2.7	3.8	4.1	9.9	23.4	30.4
Poland	964	2.1	1.6	0.7	3.5	2.0	1.6	5.2	6.4	10.4	9.9	10.8	9.9
Romania	968	0.9	4.9	0.6	0.3	0.0	0.1	1.6	4.2	7.3	4.6	2.0	4.8
Serbia, Republic of	942	0.3	0.1	0.2	0.1	0.1	0.2	0.4	0.4	0.5
Turkey	186	2.7	0.5	0.4	0.3	17.9	69.6	10.4	17.7	19.4	24.5	20.4	28.0
CIS	901	12.7	7.0	5.3	4.2	4.1	5.4	18.0	19.7	44.2	17.7	17.5	25.7
Armenia	911	0.1	0.0	0.0	0.0	0.0	0.0
Belarus	913	0.2	0.1	0.0	0.1	0.0	0.0	0.0
Georgia	915	0.2	3.4	3.0	1.4	0.0	0.0	0.0
Kazakhstan	916	0.2	0.1	0.0	0.0	0.0	0.0	0.0
Russian Federation	922	12.5	6.4	4.7	3.9	3.3	5.0	13.6	12.6	36.7	16.8	17.0	23.9
Ukraine	926	0.3	0.4	0.2	0.3	0.6	0.3	0.9	4.1	6.0	0.8	0.4	1.7
Uzbekistan	927	0.0	0.0	0.1	0.0
Mid East, N Africa, Pak	440	2.5	4.6	3.5	61.6	201.1	367.2	16.5	21.5	28.6	21.7	24.2	16.2
Afghanistan, I.R. of	512	0.3	0.0	0.0	0.0	0.0	0.0	0.2
Algeria	612	0.9	0.0	0.0	0.0	0.0	0.0	0.0
Bahrain, Kingdom of	419	0.2	0.1	0.1	0.0	0.2	0.0	0.0	0.0	0.0
Egypt	469	0.6	2.2	0.1	0.4	0.0	0.4	0.7	0.3	0.3	0.3	1.9
Iran, I.R. of	429	0.0	0.0	0.9	0.0	1.0	0.1	0.2	0.4
Jordan	439	0.1	0.0	0.1	0.1	0.1	0.1	0.1	0.4	0.5	0.6
Kuwait	443	0.2	0.1	0.0	0.0	0.0	0.0	0.3	0.0	0.0
Lebanon	446	0.2	0.2	0.3	0.2	0.2	0.2	0.0	0.1	0.0	0.0	0.0	0.0
Libya	672	0.1	0.0	0.0	0.0	0.0
Morocco	686	0.1	0.3	0.4	0.4	0.2	0.2	0.1	0.2	0.2	0.4	0.4	0.3
Oman	449	0.0	0.0	0.0	0.0	0.0	0.0	0.5
Pakistan	564	0.1	0.2	0.1	0.7	2.1	1.6	2.5	1.9	2.4
Qatar	453	0.1	0.0	0.1	0.4	0.6	0.3	0.1	0.0
Saudi Arabia	456	0.1	0.2	0.0	0.2	0.1	0.8	1.4	0.4	0.6	0.5	1.7
Syrian Arab Republic	463	0.0	0.2	0.0	0.0	0.1
Tunisia	744	0.1	0.1	0.1	0.1	2.6	2.9	22.3	14.0	18.5	1.0
United Arab Emirates	466	1.1	0.9	2.3	59.9	200.0	366.3	10.5	13.5	1.9	2.7	1.7	7.1
Sub-Saharan Africa	603	1.8	1.8	2.8	5.9	1.6	0.8	8.3	22.4	30.5	26.2	16.9	11.7
Angola	614	0.4	0.5	0.0	0.0	0.0	0.0	0.0
Benin	638	0.1	0.0
Cameroon	622	1.3	0.0	0.1	0.1	0.1	0.0	0.0
Congo, Dem. Rep. of	636	0.0	0.0	0.0	0.0	0.1	0.0	0.0	0.0
Eswatini, Kingdom of	734	0.1	9.6	15.8	7.9	0.0	0.1
Estonia	939	0.0	0.0	0.1	0.3	1.3	2.3	1.2	1.7
Ethiopia	644	0.1	0.1	0.1	0.0	0.0	0.0	0.0	0.1	0.0	0.0
Mauritius	684	0.1	0.0	0.0	0.0	0.0	0.0	0.1
Mozambique	688	0.0	0.0	0.0	0.0	0.1	0.0
Senegal	722	1.8	0.0	0.0	0.0	0.0	0.0	0.0	0.0
Seychelles	718	0.0	0.1	0.0	0.0	0.0	0.0
South Africa	199	1.6	1.3	2.2	2.8	1.6	0.7	8.0	12.5	14.3	17.9	16.5	11.3
Western Hemisphere	205	7,689.4	8,422.6	8,045.4	5,104.3	3,392.0	3,749.4	4,543.5	4,450.0	4,610.9	4,479.6	3,923.8	4,363.6
Argentina	213	2,110.5	2,510.4	2,542.8	1,473.7	810.2	1,244.5	1,066.6	1,022.7	1,153.0	1,157.0	900.2	1,164.0
Bahamas, The	313	0.1	0.1	0.1	0.0	0.1	0.1	0.0	0.0	0.0	0.0	0.0
Barbados	316	0.0	0.0	0.0	0.0	0.1	0.0	0.0	0.0	0.0
Brazil	223	3,665.3	4,030.7	3,844.1	2,447.5	1,367.7	1,455.7	1,524.5	1,605.2	1,666.0	1,613.5	1,496.0	1,560.0
Chile	228	226.0	157.2	106.0	82.7	92.9	99.3	383.6	574.4	436.6	453.2	352.6	357.3
Colombia	233	413.3	649.6	643.4	529.9	578.3	488.7	162.3	183.9	182.5	192.5	196.4	225.3
Costa Rica	238	1.0	1.2	0.8	1.0	1.0	1.6	2.2	2.3	2.5	1.4	1.4	1.5
Curacao	354	0.0	0.1	0.0	0.0	0.0

Bolivia (218)

In Millions of U.S. Dollars

		Exports (FOB)						Imports (CIF)					
		2012	2013	2014	2015	2016	2017	2012	2013	2014	2015	2016	2017
Dominica	321	0.1	0.0	0.0	0.0	0.0	0.0
Dominican Republic	243	6.7	4.6	1.1	1.0	2.5	2.3	0.7	1.1	1.5	1.2	0.6	1.0
Ecuador	248	221.2	150.3	102.3	122.3	89.4	72.9	33.6	37.5	45.8	47.7	42.7	49.1
El Salvador	253	0.1	0.2	0.2	0.2	0.3	0.4	0.8	0.6	2.1	0.7	0.8	0.8
Guatemala	258	0.2	2.0	0.2	1.4	0.6	1.2	1.2	2.0	2.5	1.6	1.8	1.8
Guyana	336	0.0	0.4	0.0	0.0	0.0
Haiti	263	0.0	0.5	0.0	0.0	0.0	0.0	0.0	0.0	0.0	0.0	0.0
Honduras	268	0.1	0.1	0.2	0.2	0.2	0.1	0.3	0.4	0.2	0.3	0.5	0.3
Jamaica	343	4.2	0.1	0.0	0.0	0.0	0.0	0.0	0.0	0.0	0.0
Mexico	273	34.9	24.8	41.9	24.6	24.1	19.5	236.4	282.1	303.0	279.3	225.3	283.3
Netherlands Antilles	353	0.0	0.0	0.1	0.1	0.1
Nicaragua	278	2.0	2.5	0.6	0.4	0.3	0.3	0.4	0.5	1.2	1.3	1.2	1.6
Panama	283	39.2	27.6	27.8	6.3	7.2	7.2	4.9	4.0	6.0	4.3	3.5	3.9
Paraguay	288	26.5	39.1	58.1	32.0	37.6	56.6	85.2	78.8	94.3	78.0	60.1	52.1
Peru	293	627.6	651.1	538.5	317.6	359.5	289.1	558.8	601.6	650.7	605.9	590.1	609.7
St. Kitts and Nevis	361	0.0	0.0	5.7	0.0	0.0
Trinidad and Tobago	369	0.1	0.1	0.0	0.8	0.6	0.0	0.0	3.5	0.0
Uruguay	298	5.6	8.1	7.6	6.0	6.7	9.1	36.9	36.2	51.2	38.4	44.3	45.7
Venezuela, Rep. Bol.	299	309.0	158.4	129.7	57.1	12.8	0.9	444.4	15.6	5.9	3.3	2.5	6.1
Western Hem. n.s.	399	0.0	0.1	0.0	0.0	0.0	0.0
Other Countries n.i.e	910	0.6	1.3	0.5	0.4	0.3	1.2	5.1	2.4	3.6	3.4	3.7	2.9
Cuba	928	0.6	1.3	0.5	0.4	0.3	0.9	4.0	1.9	3.2	2.6	2.6	2.0
Korea, Dem. People's Rep.	954	0.0	0.3	1.0	0.5	0.4	0.8	1.2	0.8
Special Categories	899	2.6	2.2	0.9	1.1	1.4	0.6	1.8	1.8	2.3	2.2	2.0	2.0
Countries & Areas n.s.	898	0.3	0.2	1.8	0.1	1.4	1.5	1.6	1.3
Memorandum Items													
Africa	605	2.0	3.1	3.3	6.3	1.9	0.9	11.1	25.5	53.0	40.7	35.9	13.0
Middle East	405	2.2	3.3	2.9	61.0	200.7	366.7	13.1	16.3	4.4	4.7	3.4	12.3
European Union	998	671.8	858.9	784.6	741.8	755.2	783.6	820.4	1,244.6	1,383.3	1,192.1	919.3	1,058.4
Export earnings: fuel	080	957.4	966.9	883.3	773.8	884.5	933.9	667.1	265.7	274.9	264.3	264.8	314.3
Export earnings: nonfuel	092	10,857.2	11,284.8	12,015.8	7,963.3	6,241.8	7,260.6	7,923.0	9,433.3	10,399.2	9,578.7	8,299.0	8,994.2

Bosnia and Herzegovina (963)

In Millions of U.S. Dollars

		Exports (FOB)						Imports (CIF)					
		2012	2013	2014	2015	2016	2017	2012	2013	2014	2015	2016	2017
IFS World		5,160.1	5,688.1	5,893.3	5,095.8	5,326.9	6,399.9	10,017.7	10,303.3	10,987.9	8,982.8	9,133.1	10,500.8
World	001	5,044.4	5,571.8	5,791.9	4,985.1	5,359.4	6,319.6	10,046.5	10,323.4	11,020.5	9,018.6	9,187.6	10,357.3
Advanced Economies	110	2,838.8	3,203.0	3,436.9	2,999.9	3,141.8	3,571.4	4,462.4	4,588.4	4,997.7	4,302.6	4,469.1	5,081.8
Euro Area	163	2,623.9	2,895.3	3,100.3	2,707.7	2,813.8	3,194.1	3,669.9	3,781.1	4,095.2	3,561.4	3,763.0	4,114.0
Austria	122	430.1	465.3	512.4	421.2	415.9	514.1	330.8	352.1	360.1	317.9	314.6	353.8
Belgium	124	22.1	23.8	29.4	24.5	27.7	31.0	58.7	62.4	68.3	67.8	74.7	81.9
Cyprus	423	17.3	5.4	7.0	1.0	1.3	0.6	2.5	2.4	2.2	2.0	1.8	2.0
Estonia	939	0.3	0.4	0.5	2.6	2.8	1.3	2.5	3.5	2.7	1.9	1.9	2.6
Finland	172	1.3	1.6	1.7	0.4	1.0	1.2	16.1	17.3	15.6	12.0	8.7	11.7
France	132	64.0	73.1	83.3	67.1	90.4	113.4	211.5	198.9	221.1	182.5	202.5	220.6
Germany	134	792.8	889.1	893.2	800.6	842.3	912.4	1,133.2	1,177.1	1,268.4	1,085.9	1,131.3	1,203.0
Greece	174	11.9	18.6	7.3	9.5	6.5	11.3	119.7	111.5	108.6	99.4	103.4	119.3
Ireland	178	0.6	0.1	0.4	0.5	0.1	0.2	29.7	28.2	28.4	21.2	22.8	28.6
Italy	136	616.9	680.9	812.6	689.3	643.9	691.3	938.6	1,005.7	1,121.7	997.2	1,076.4	1,179.2
Latvia	941	1.0	0.9	0.6	0.3	0.7	1.7	1.2	1.3	4.3	3.9	3.3	3.4
Lithuania	946	1.1	1.0	0.9	0.6	1.1	9.3	3.4	3.4	7.3	5.2	4.5	5.2
Luxembourg	137	30.3	33.8	33.3	31.7	35.6	41.8	5.1	3.9	4.3	4.2	3.5	4.2
Malta	181	2.4	1.4	2.5	0.1	0.4	0.2	0.8	0.9	2.0	1.4	15.3	16.5
Netherlands	138	82.1	75.0	84.0	84.9	116.9	146.1	98.4	109.8	144.7	130.9	134.7	148.9
Portugal	182	3.9	4.9	3.2	1.6	2.3	1.7	8.1	12.2	15.1	19.5	18.9	21.9
Slovak Republic	936	54.1	81.6	79.8	71.9	79.8	83.9	76.1	81.5	84.1	82.7	75.4	83.5
Slovenia	961	429.1	465.9	473.5	424.9	459.5	556.6	527.5	511.9	517.8	438.8	465.6	521.8
Spain	184	62.8	72.7	74.8	75.2	85.8	75.9	106.0	96.9	118.5	87.1	103.6	105.8
Australia	193	1.2	1.3	1.4	1.2	1.3	1.9	9.0	11.9	6.6	1.9	31.1	1.4
Canada	156	7.0	4.3	4.9	6.4	6.8	6.0	7.3	9.1	14.3	7.2	7.1	11.7
China,P.R.: Hong Kong	532	1.3	1.7	0.4	1.3	0.7	0.9	2.0	2.3	2.4	2.4	3.7	3.9
Czech Republic	935	63.4	103.3	100.6	74.4	81.3	92.4	178.4	167.2	162.3	133.1	151.7	189.3
Denmark	128	7.0	8.4	7.3	8.1	8.2	10.8	20.9	26.1	18.2	17.5	16.9	80.9
Iceland	176	0.0	0.1	0.0	0.0	0.0	0.1	0.9	1.0	1.0	0.6	0.8	0.4
Israel	436	0.8	1.2	1.7	0.9	1.4	1.6	6.2	5.9	5.7	5.2	5.5	4.5
Japan	158	0.7	0.6	1.5	0.8	0.7	0.3	58.2	51.7	64.3	60.0	52.8	59.5
Korea, Republic of	542	1.0	0.9	4.4	3.6	3.5	4.2	45.2	47.7	52.3	42.8	30.0	33.8
New Zealand	196	0.0	0.0	0.0	0.0	0.1	0.1	1.0	1.2	0.3	0.7	0.8	0.5
Norway	142	8.2	9.1	9.7	9.1	10.0	11.1	3.4	3.6	5.1	5.4	7.2	8.2
San Marino	135	1.5	1.6	0.5	0.1	0.1	0.2	0.9	0.6	1.0	0.6	0.5	0.2
Singapore	576	1.4	2.7	1.4	2.7	2.3	1.4	2.8	4.8	3.5	2.6	3.7	3.5
Sweden	144	32.2	47.1	47.9	41.2	47.9	55.2	44.5	48.6	57.8	52.8	58.0	55.5
Switzerland	146	51.7	79.0	98.9	79.6	93.7	101.0	55.3	55.1	57.6	53.9	53.8	62.7
Taiwan Prov.of China	528	0.2	0.2	0.2	0.2	0.2	0.3	22.8	23.5	25.0	20.5	24.2	26.6
United Kingdom	112	19.3	29.4	34.0	37.5	29.0	48.0	78.9	86.5	102.7	83.6	78.4	90.9
United States	111	18.0	16.8	21.5	25.0	40.7	41.9	254.8	260.5	322.4	250.3	179.9	334.4
Emerg. & Dev. Economies	200	2,112.6	2,266.2	2,248.7	1,893.4	2,104.9	2,633.7	5,577.9	5,721.1	5,987.9	4,688.1	4,671.1	5,253.8
Emerg. & Dev. Asia	505	34.0	20.1	20.8	20.6	25.5	38.0	678.1	789.9	1,122.8	814.1	827.9	902.1
Bangladesh	513	14.7	5.0	0.0	0.1	1.3	11.6	14.1	18.3	19.1	22.4	26.1
Brunei Darussalam	516	0.3	0.0	0.0	0.0	0.0	0.0	0.0	0.0
Cambodia	522	0.0	0.3	0.0	0.0	1.4	2.3	3.2	3.5	5.1	6.4
China,P.R.: Mainland	924	5.6	7.1	9.2	16.0	14.8	21.9	536.2	620.3	922.5	619.4	621.4	678.3
India	534	11.1	1.1	0.5	1.4	3.2	6.5	47.3	54.4	68.3	59.7	76.1	71.3
Indonesia	536	0.4	0.1	0.3	0.1	0.1	2.3	12.8	15.4	14.5	16.4	23.9	25.8
Lao People's Dem.Rep	544	0.0	0.1	0.1	0.0	0.0	0.0	0.0
Malaysia	548	0.2	0.0	0.0	0.0	5.4	1.6	9.6	9.8	10.4	8.9	9.0	9.8
Mongolia	948	0.2	0.1	0.1	0.1	0.0	0.0	0.1	0.0	0.0	0.0	0.0
Myanmar	518	0.0	0.0	0.7	0.4	0.4	0.4	0.7	1.7
Papua New Guinea	853	0.0	0.1	0.0	0.0	0.0
Philippines	566	0.0	1.5	1.5	0.5	1.6	1.9	1.7	2.0	1.4	1.8	2.0
Samoa	862	0.1
Sri Lanka	524	1.4	5.8	9.2	0.3	0.1	0.5	0.6	0.7	1.0	1.0	1.3	3.6
Thailand	578	0.0	0.0	0.1	0.6	1.3	18.2	16.6	21.4	18.4	17.9	17.6
Tuvalu	869	0.0	0.0	0.0	0.3	0.2
Vietnam	582	0.4	0.6	0.0	1.1	0.5	0.9	23.4	35.1	38.1	46.7	47.9	59.1

Bosnia and Herzegovina (963)

In Millions of U.S. Dollars

		Exports (FOB)						Imports (CIF)					
		2012	2013	2014	2015	2016	2017	2012	2013	2014	2015	2016	2017
Asia n.s.	598	0.0	0.1	14.1	18.8	22.6	19.0	0.1	0.1
Europe	170	1,978.3	2,131.0	2,100.0	1,782.4	1,946.0	2,463.9	4,596.8	4,625.4	4,623.8	3,641.3	3,588.9	4,090.1
Emerg. & Dev. Europe	903	1,923.3	2,074.6	2,016.2	1,714.8	1,872.2	2,364.2	3,525.3	3,543.1	3,691.6	3,092.3	3,159.2	3,565.2
Albania	914	32.5	29.9	30.5	23.8	25.8	23.6	2.9	3.4	5.3	6.1	9.0	13.1
Bulgaria	918	24.7	50.7	49.6	28.7	49.8	43.9	49.1	51.6	56.4	69.4	78.9	77.5
Croatia	960	765.1	810.5	647.1	524.5	560.9	732.6	1,446.7	1,327.5	1,256.4	949.2	915.9	1,045.7
Faroe Islands	816	0.0	0.1	0.0	0.0	0.0
Gibraltar	823	0.0	0.4	0.0	0.0	0.0	0.0
Hungary	944	75.5	93.7	126.6	107.0	110.8	146.3	271.3	299.6	294.2	233.2	230.6	258.4
Kosovo	967	60.0	66.2	68.6	59.3	84.8	88.0	4.6	4.8	5.1	4.1	9.7	9.8
Macedonia, FYR	962	81.5	62.8	63.7	64.7	75.2	82.9	92.2	97.5	96.9	83.5	86.6	88.4
Montenegro	943	163.5	183.6	199.2	149.1	137.0	201.3	36.5	24.6	48.7	32.0	28.9	51.7
Poland	964	64.6	62.0	56.3	48.8	56.7	77.0	273.9	267.0	281.3	256.9	269.7	314.0
Romania	968	74.5	82.1	78.6	74.3	74.7	96.3	113.4	125.1	147.9	113.3	102.3	107.5
Serbia, Republic of	942	465.5	518.6	540.5	435.1	468.2	625.5	939.8	1,007.7	1,104.6	979.0	1,036.6	1,160.9
Turkey	186	115.7	114.0	155.5	199.6	228.1	246.6	295.0	334.4	394.8	365.6	391.0	438.3
CIS	901	55.0	56.4	83.8	67.7	73.8	99.7	1,071.5	1,082.2	932.2	549.0	429.7	524.8
Armenia	911	0.0	0.1	0.0	0.1	0.1	0.0	0.0	0.0	0.0	0.0
Azerbaijan, Rep. of	912	0.4	0.6	0.9	0.3	0.4	0.6	34.1	0.0	0.3	0.1	0.0	0.0
Belarus	913	0.0	0.2	0.2	1.1	2.4	4.0	12.4	18.5	12.4	4.7	16.8
Georgia	915	0.1	0.2	0.4	0.4	0.2	0.3	0.0	0.2	0.1	0.0	0.1	0.1
Kazakhstan	916	0.3	0.3	0.1	0.3	0.3	0.3	2.5	3.5	2.7	1.9	1.6	4.3
Kyrgyz Republic	917	0.1	0.0	0.0	0.0	0.1	0.9	0.7	0.7	0.4	0.6	0.5
Moldova	921	4.1	2.0	2.1	1.6	2.0	2.3	1.9	2.0	2.1	1.7	2.6	2.4
Russian Federation	922	36.8	38.8	54.0	55.6	62.4	83.9	981.1	1,022.0	876.8	516.3	403.9	477.1
Tajikistan	923	0.0	0.9	0.0	0.0	0.0	3.9	0.4	0.0	0.0	0.1	0.1
Turkmenistan	925	0.0	0.7	0.0	0.0	0.1	0.0	0.0	0.1
Ukraine	926	13.2	14.3	25.1	8.4	7.3	9.6	40.6	37.5	28.6	15.0	16.0	23.4
Uzbekistan	927	0.0	2.4	3.4	2.3	1.1	0.0	0.1
Mid East, N Africa, Pak	440	92.0	110.2	114.9	80.0	120.1	116.0	41.2	47.8	48.7	51.7	45.5	57.0
Afghanistan, I.R. of	512	2.0	0.5	0.1	0.1	2.7	18.0	0.1	0.1	0.4	0.0	0.0	0.0
Algeria	612	3.3	4.7	27.4	21.4	0.5	4.8	0.7	10.0	1.3	0.5	0.8	1.4
Bahrain, Kingdom of	419	0.2	0.0	0.0	0.1	0.1	0.1	0.0	0.0	0.1	0.1	0.1	1.4
Djibouti	611	0.2	0.0	0.0	0.0	0.0	0.0
Egypt	469	16.4	16.0	28.1	22.9	43.6	20.7	11.2	10.7	10.2	13.7	8.4	8.2
Iran, I.R. of	429	18.6	19.1	2.1	0.9	1.6	1.0	2.4	1.7	2.3	2.4	2.5	6.9
Iraq	433	0.3	7.6	1.5	0.4	0.4	1.9	0.0	0.0	0.0	0.0	0.0	0.0
Jordan	439	3.1	1.6	1.5	2.8	2.5	0.4	0.9	0.9	0.4	0.5	1.5	1.1
Kuwait	443	4.0	5.2	1.4	1.3	1.1	0.7	2.0	1.9	1.5	0.2	0.5	0.3
Lebanon	446	8.5	1.9	0.4	0.8	1.9	2.1	0.2	0.1	0.0	0.1	0.0	0.0
Libya	672	3.4	3.1	4.8	1.4	1.7	1.4	0.0	0.2	0.0	0.0	0.6	0.3
Mauritania	682	0.0	0.0	0.0	0.0	0.0	0.1	0.1	0.0	0.0
Morocco	686	20.3	6.9	7.0	5.7	16.2	10.0	3.9	3.3	4.6	5.0	6.5	10.9
Oman	449	0.1	0.0	0.0	0.4	0.0	0.5	0.0	0.1	0.8	0.9	0.0	0.3
Pakistan	564	0.1	0.1	0.1	0.0	5.3	0.0	6.0	7.3	9.8	9.2	8.9	9.0
Qatar	453	0.1	0.0	0.2	0.3	0.2	0.7	0.6	1.1	3.1	3.8	2.0	2.6
Saudi Arabia	456	3.5	4.1	2.8	3.1	26.8	31.7	6.4	2.0	4.6	4.8	3.4	3.0
Sudan	732	0.7	0.6	0.8	0.9	0.4	4.0	0.1	0.2	0.1	0.0	0.1	0.2
Syrian Arab Republic	463	0.1	0.2	0.3	0.4	0.3	1.3	0.6	0.2	0.3	0.2	0.0
Tunisia	744	1.2	31.2	20.8	0.7	0.1	0.1	3.3	3.0	3.0	2.9	2.6	2.9
United Arab Emirates	466	5.8	7.3	15.6	16.5	14.4	17.1	2.1	4.6	6.2	7.2	7.3	8.4
Yemen, Republic of	474	0.1	0.3	0.2	0.0	0.1	0.6	0.0
Sub-Saharan Africa	603	2.0	2.5	5.3	5.9	7.5	5.9	11.8	8.7	14.7	13.4	17.1	19.1
Angola	614	0.1	2.4	1.0	1.6	0.6	0.0
Benin	638	0.0	0.0	0.1	0.0	0.0	0.0
Cameroon	622	0.0	0.1	0.4	0.2	0.6	0.5	0.1	0.2	0.2	0.1
Chad	628	0.3	0.0	0.0
Congo, Dem. Rep. of	636	0.0	0.1	0.0	0.0	0.0	0.0	0.0	0.0	0.0	0.0
Congo, Republic of	634	0.0	0.0	0.0	0.0	0.1	0.3	0.0	0.0	0.0	0.0	0.0	0.0
Côte d'Ivoire	662	0.0	0.0	0.1	0.0	0.0	0.1	0.5	1.2	0.7	0.9	0.6

Bosnia and Herzegovina (963)

In Millions of U.S. Dollars

		Exports (FOB)						Imports (CIF)					
		2012	2013	2014	2015	2016	2017	2012	2013	2014	2015	2016	2017
Equatorial Guinea	642	0.8
Eswatini, Kingdom of	734	0.0	0.0	0.1	0.0	0.3	0.0	0.0	0.5	0.0	0.1	0.1
Estonia	939	0.3	0.4	0.5	2.6	2.8	1.3	2.5	3.5	2.7	1.9	1.9	2.6
Ethiopia	644	0.0	0.1	0.3	0.3	0.2	0.2	0.2	0.2	0.4	0.3	0.2	0.4
Gabon	646	0.1	0.0	0.0	0.0	0.0	0.1	0.0	0.0
Ghana	652	0.0	0.0	0.0	0.5	0.1	2.2	1.0	3.1	5.2	5.2	3.2
Guinea	656	0.0	0.0	0.0	0.0	0.1	0.0
Kenya	664	0.2	0.2	0.1	0.0	0.1	0.2	0.3	0.3	0.2	0.3	0.7
Liberia	668	0.2	0.1	1.0	0.1	0.1	3.0	0.0
Madagascar	674	0.0	0.2	0.2	0.1	0.1	0.1	0.1
Malawi	676	0.0	0.4	0.0	0.1	0.3	0.4	0.0
Mauritius	684	0.2	0.1	0.2	0.2	0.2	0.3
Mozambique	688	0.0	0.0	0.0	0.0	0.0	0.0	0.0	0.1	0.0
Namibia	728	0.0	0.0	0.9	0.6	0.0	0.0	0.0	0.0	0.7	2.1
Niger	692	0.1	0.2	0.1	0.0	0.0	0.0	0.0	0.0	0.0
Nigeria	694	0.5	0.5	0.3	0.1	0.5	0.6	0.0	0.0	0.1	0.1	0.1	0.4
Rwanda	714	0.0	0.0	0.0	0.5	0.0	0.0	0.0	0.0	0.0	0.0
Senegal	722	0.4	0.7	0.1	0.3	0.3	0.3	0.2	0.0	0.0	0.0	0.0
Seychelles	718	0.0	0.1	0.1	0.8	2.0	0.6	0.3	0.0	0.0	0.0	0.0	0.0
Sierra Leone	724	0.0	0.1	0.2	0.0	0.1	0.0	0.0	0.0	0.0	0.1	0.0
South Africa	199	0.3	0.3	0.3	0.9	0.4	0.9	3.7	3.2	4.5	4.2	7.1	9.7
Tanzania	738	0.4	0.3	0.4	0.5	0.1	0.2	0.0	0.2	0.0	0.1	0.1	0.1
Uganda	746	0.0	0.1	0.0	0.0	1.3	1.0	0.8	0.8	0.8	0.8
Zambia	754	0.0	0.0	0.0	0.1	0.3	0.2	0.0
Zimbabwe	698	0.0	0.0	1.8	1.0	0.2	0.4	0.2	0.3
Western Hemisphere	205	6.3	2.5	7.8	4.5	5.8	10.0	250.0	249.3	177.9	167.6	191.7	185.5
Argentina	213	0.4	0.3	0.1	0.0	0.2	0.1	12.2	13.0	10.7	9.3	10.8	8.3
Bermuda	319	0.0	0.1	0.0	0.0
Bolivia	218	0.0	0.0	0.1	0.1	0.2	0.2
Brazil	223	1.5	0.7	4.5	0.6	0.8	1.2	177.5	178.1	117.4	110.7	121.1	109.6
Chile	228	0.0	0.1	0.0	0.1	0.7	1.1	1.0	0.8	1.0	2.4	1.3
Colombia	233	0.2	0.0	0.0	0.2	19.6	18.5	9.8	11.4	16.3	17.4
Costa Rica	238	0.0	0.0	0.0	0.0	0.0	0.0	4.0	3.5	5.9	5.5	8.1	9.1
Curacao	354	0.0	0.3	0.0	0.0	0.0
Dominica	321	0.2	0.0	0.0	0.0	0.0	0.0
Dominican Republic	243	0.0	0.0	0.0	0.0	0.2	0.1	0.6	0.4	0.6	0.7	1.9	1.5
Ecuador	248	0.1	0.0	0.0	0.0	0.0	0.0	17.7	18.5	17.9	14.3	13.0	8.6
El Salvador	253	0.3	0.0	0.0	0.0	0.0	0.0	0.0	0.0	0.0
Falkland Islands	323	0.4	0.3	0.8	0.8	0.4	0.6
Grenada	328	0.0	0.0	0.0	0.1
Guatemala	258	0.1	1.3	1.4	0.6	0.6	0.6	2.1
Haiti	263	0.0	0.0	0.0	0.0	0.0	0.0	0.1	0.1	0.0	0.0	0.0
Honduras	268	0.1	0.5	0.2	0.2	0.1	0.3
Mexico	273	3.4	1.1	2.7	3.4	4.2	5.8	10.2	11.5	11.1	11.5	11.1	16.3
Nicaragua	278	0.0	0.0	0.0	0.1	0.1	0.1	0.1
Panama	283	0.0	0.0	0.2	0.0	0.3	0.2	0.1	0.0	0.0	0.0
Paraguay	288	0.0	2.2	0.5	0.0	0.0	0.4	0.0
Peru	293	0.1	0.0	0.1	0.0	0.0	1.0	0.7	1.1	1.3	1.0	1.3	1.1
St. Kitts and Nevis	361	0.0	0.2	0.1	0.0	0.0	0.0	0.0	0.0	0.0	0.0
Suriname	366	0.1	0.2	0.1	0.1	0.0	0.2	0.0	0.0	0.1	0.0	0.0	0.0
Uruguay	298	0.1	0.0	1.8	0.7	0.1	0.0	3.7	8.6
Venezuela, Rep. Bol.	299	0.0	0.0	0.2	0.0	0.0	0.0	0.2
Western Hem. n.s.	399	0.0	0.0	0.0	0.0	0.0	0.0	0.0	0.1
Other Countries n.i.e	910	0.0	0.0	0.2	0.0	0.1	0.4	0.4	12.8	8.5	0.2	13.8
Cuba	928	0.0	0.0	0.2	0.0	0.1	0.0	0.0	12.5	8.2	0.1	13.7
Korea, Dem. People's Rep.	954	0.4	0.4	0.3	0.3	0.1	0.1
Countries & Areas n.s.	898	93.0	102.5	106.2	91.8	112.7	114.3	5.9	13.5	22.2	19.4	47.2	7.9
Memorandum Items													
Africa	605	27.7	45.9	61.3	34.5	24.7	24.8	19.7	25.2	23.8	21.9	27.1	34.5
Middle East	405	64.3	66.2	58.7	51.3	94.8	79.1	27.1	23.9	29.4	34.0	26.5	32.5

Bosnia and Herzegovina (963)

In Millions of U.S. Dollars

		Exports (FOB)						Imports (CIF)					
		2012	2013	2014	2015	2016	2017	2012	2013	2014	2015	2016	2017
European Union	998	3,750.4	4,182.4	4,248.4	3,652.2	3,833.1	4,496.8	6,146.9	6,180.3	6,472.3	5,470.4	5,665.3	6,333.7
Export earnings: fuel	080	77.8	91.8	113.8	104.9	112.4	147.1	1,069.6	1,084.3	927.7	564.4	452.6	532.8
Export earnings: nonfuel	092	4,966.6	5,480.0	5,678.2	4,880.2	5,247.0	6,172.5	8,976.9	9,239.2	10,092.8	8,454.2	8,735.0	9,824.5

Botswana (616)

In Millions of U.S. Dollars

		Exports (FOB)						Imports (CIF)					
		2012	2013	2014	2015	2016	2017	2012	2013	2014	2015	2016	2017
IFS World		6,658.5	7,910.5	8,510.3	6,314.7	7,357.9	9,097.2	8,423.8	8,077.7	7,236.2	6,142.5
World	001	5,982.4	7,586.6	7,929.7	6,329.9	7,333.1	5,911.8	8,115.9	7,517.4	7,910.9	7,698.2	6,163.9	5,372.6
Advanced Economies	110	4,709.4	5,946.7	4,535.3	3,213.8	3,460.3	2,909.8	2,053.0	1,695.6	1,641.9	1,201.5	1,018.6	1,002.9
Euro Area	163	268.2	1,028.1	2,150.7	1,350.8	1,446.3	1,336.0	215.4	487.4	434.1	343.5	320.5	213.6
Austria	122	0.0	0.0	0.1	0.0	0.0	0.3	0.5	0.5	1.1	1.2	2.3
Belgium	124	259.7	974.5	2,041.0	1,252.9	1,383.0	1,305.7	104.7	378.7	312.4	210.0	156.2	109.2
Cyprus	423	0.0	0.3	0.8	0.4	0.1	3.3	4.2	3.4	2.0	4.0	0.8
Finland	172	0.0	16.4	80.2	60.6	29.5	4.9	18.2	0.6	1.8	1.1
France	132	0.3	5.3	3.2	2.7	1.8	6.5	14.8	15.5	13.2	17.9	40.0	12.4
Germany	134	3.5	15.0	0.4	0.3	0.9	3.6	57.7	39.2	76.1	87.3	88.1	67.4
Greece	174	0.0	1.2	5.1	5.1	6.2	4.5	0.0	0.3	0.4	0.2	0.6	0.7
Ireland	178	0.0	0.0	0.0	0.0	0.1	4.3	3.4	4.4	3.8	2.5	1.1
Italy	136	0.5	0.5	1.1	11.8	8.5	0.6	10.1	7.6	4.4	5.3	8.4	5.1
Latvia	941	0.0	0.0	0.1	0.0	0.0	0.0
Lithuania	946	0.0	0.2	0.0	0.0	1.7	0.0
Luxembourg	137	0.0	0.0	0.0	0.2	0.8	0.4
Malta	181	0.0	0.7	0.4	0.6	0.4	0.0	0.0	0.0	0.0	0.0
Netherlands	138	2.1	12.3	17.9	15.5	15.3	14.5	10.8	16.2	14.0	8.4	13.1	10.3
Portugal	182	0.0	0.0	0.0	0.0	0.0	0.6	0.7	0.1	0.1	0.3	1.4
Slovak Republic	936	0.0	0.0	0.0	0.0	0.0	0.1	0.0	0.1	0.0	0.5	0.4
Slovenia	961	0.0	0.0	0.1	0.1	0.0	0.0
Spain	184	2.0	2.4	1.1	0.8	0.1	3.6	2.8	4.3	3.0	4.1	2.4
Australia	193	0.2	5.8	0.2	6.2	0.5	12.1	17.4	8.6	15.3	6.9	4.4
Canada	156	0.1	27.3	323.2	397.2	365.6	89.7	4.1	224.6	783.7	509.6	343.5	475.1
China,P.R.: Hong Kong	532	19.7	60.6	236.0	117.2	185.9	255.3	12.1	20.0	14.1	26.9	31.2	26.3
Czech Republic	935	0.0	0.0	0.0	0.0	0.2	0.7	0.4	0.4	0.3	0.2	1.4
Denmark	128	0.0	0.0	0.0	0.0	0.0	1.6	3.4	2.5	1.9	2.8	0.6
Iceland	176	0.0	0.0	0.0	0.1	0.0	0.0
Israel	436	322.6	459.1	662.2	380.5	443.9	437.4	120.6	102.0	118.7	68.8	55.7	101.7
Japan	158	0.2	3.2	11.1	6.3	12.2	19.8	71.8	53.2	40.2	40.4	37.8	25.2
Korea, Republic of	542	0.0	0.0	0.0	0.0	1.4	0.5	8.3	7.5	9.2	12.4	49.6	11.4
New Zealand	196	0.2	0.0	0.0	0.1	0.0	0.1	0.2	0.1	0.1	0.1
Norway	142	297.9	337.2	222.3	258.6	144.4	0.2	0.1	0.0	0.0	1.5
Singapore	576	0.0	65.5	347.4	210.1	412.8	469.1	12.1	12.0	16.3	13.4	11.6	13.9
Sweden	144	0.1	0.1	0.2	0.0	1.9	42.3	16.4	15.1	5.7	6.2	7.1
Switzerland	146	101.9	143.7	281.2	273.3	187.3	135.8	39.3	4.7	13.7	15.2	11.0	7.8
Taiwan Prov.of China	528	8.9	8.3	7.9	7.1	6.0	2.2
United Kingdom	112	3,625.5	3,713.3	73.1	53.7	91.7	41.1	1,346.1	545.8	64.6	68.0	81.2	44.8
United States	111	72.6	102.7	227.7	159.9	166.0	125.1	157.2	192.3	112.4	72.9	52.8	67.3
Emerg. & Dev. Economies	200	1,265.9	1,631.3	3,385.2	3,109.3	3,864.8	2,980.2	5,981.2	5,746.2	6,195.7	5,960.7	5,090.1	4,357.8
Emerg. & Dev. Asia	505	159.6	359.5	1,313.0	914.8	1,210.6	1,212.1	347.2	186.2	174.0	177.5	263.2	273.8
Cambodia	522	0.0	0.2	0.0	0.0	0.0	0.0
China,P.R.: Mainland	924	46.3	58.7	61.2	38.2	44.8	16.4	223.3	106.9	88.2	104.0	90.0	64.2
India	534	68.3	229.7	1,179.6	784.0	1,107.3	1,098.4	108.8	65.8	76.4	62.7	159.0	192.0
Indonesia	536	0.0	0.1	0.0	0.2	0.5	0.3	0.2	0.9
Malaysia	548	0.0	0.0	0.0	0.0	0.1	6.3	3.5	3.4	4.3	5.2	2.3
Philippines	566	0.0	0.0	0.0	0.0	0.2	0.0	0.2	0.1	0.2
Sri Lanka	524	0.0	0.0	0.0	0.0	0.0	1.4	0.9	0.1	0.4	0.3	0.4
Thailand	578	44.8	46.0	42.8	70.1	27.8	4.1	1.7	5.3	1.4	1.4	2.9	1.4
Vietnam	582	24.8	29.1	22.2	30.4	34.9	0.1	0.4	0.7	0.4	0.0
Asia n.s.	598	0.1	0.2	0.2	0.1	0.1	56.8	5.7	3.7	3.1	4.0	4.6	13.9
Europe	170	1.6	1.7	2.4	5.3	1.8	2.4	3.2	25.3	15.7	34.0	30.8	29.2
Emerg. & Dev. Europe	903	0.2	0.1	0.1	0.7	0.4	2.8	4.5	9.6	4.4	5.4	7.6
Albania	914	0.2	0.0	0.0
Bulgaria	918	0.0	0.0	0.0	0.0	0.3	0.0	0.0	0.2	1.2
Croatia	960	0.0	0.0	0.0	0.0	0.0	0.0	0.1	0.0
Hungary	944	0.0	0.0	0.0	0.2	0.1	0.5	0.1	0.1	0.1	0.1	0.4
Poland	964	0.0	0.0	0.0	0.1	0.0	0.3	1.5	0.8	0.6	2.3	0.9
Romania	968	0.0	0.1	0.0	0.3	0.1	0.0	0.0	0.1	2.4
Serbia, Republic of	942	0.0	0.0	0.0	0.1	0.1	0.1	6.3	1.9	1.7

Botswana (616)

In Millions of U.S. Dollars

		Exports (FOB)						Imports (CIF)					
		2012	2013	2014	2015	2016	2017	2012	2013	2014	2015	2016	2017
Turkey	186	0.1	0.0	0.1	0.2	0.2	1.6	2.5	2.4	1.8	1.1	2.7
CIS	901	0.0	0.0	0.6	3.4	0.0	0.2	20.8	6.0	29.5	25.3	15.1
Georgia	915	0.6	0.0	0.0	0.0	0.0	0.0	0.0
Moldova	921	0.1
Russian Federation	922	0.0	0.0	0.0	3.4	0.0	0.0	20.8	5.9	29.4	23.8	15.1
Ukraine	926	0.0	0.0	0.0	0.0	0.0	0.0	0.1	0.0	1.5
Europe n.s.	884	1.3	1.5	1.7	1.2	1.4	2.4	0.2	0.0	0.1	0.1	0.1	6.5
Mid East, N Africa, Pak	440	19.4	83.2	373.4	338.7	709.8	915.0	21.9	23.7	17.7	36.5	23.3	135.5
Djibouti	611	0.2	0.0
Egypt	469	1.4	0.0	0.0	0.2	0.7	0.1	0.0	0.0
Iran, I.R. of	429	1.7	0.0	0.2	0.4	0.0	0.0	0.0	0.0
Kuwait	443	0.0	0.2	0.0	0.0	0.0	0.0	0.0
Lebanon	446	0.0	0.0	0.0	0.1	0.0	0.0	0.0
Libya	672	0.3
Mauritania	682	0.1	0.0	0.4	0.0	0.0	0.0	0.0
Morocco	686	0.0	0.0	0.0	0.0	0.0	0.0	0.0	0.0	1.1
Oman	449	0.2	0.0	0.3	0.6	0.5	0.3	0.1	0.0
Pakistan	564	0.0	0.0	0.1	0.2	0.0	2.3	3.0	4.4	2.5	1.5	1.8
Qatar	453	0.0	0.0	0.0	0.0	0.1	0.0	0.3	0.1
Saudi Arabia	456	0.0	0.1	0.4	0.0	0.2	0.4	0.1	0.1	0.0	0.4
Sudan	732	0.1	0.0	0.0	0.0	0.0	0.0	0.0	0.0
Tunisia	744	0.0	0.1	0.2	0.0	0.0	0.0	0.0
United Arab Emirates	466	15.5	82.9	372.6	338.1	708.8	914.8	18.2	19.1	12.6	33.5	21.2	132.5
Sub-Saharan Africa	603	1,085.2	1,186.6	1,696.3	1,850.4	1,942.3	850.6	5,607.5	5,508.2	5,984.8	5,706.6	4,767.6	3,918.7
Angola	614	0.8	2.0	2.0	2.5	2.4	1.2	0.0	0.1	0.1	0.1
Benin	638	0.9	0.0	0.0	0.0
Burkina Faso	748	0.2	0.2	0.0	0.2	0.0
Cameroon	622	0.0	0.6	0.1	0.0	0.1	0.0	0.0	0.0	0.0	0.0
Chad	628	0.2	0.0
Congo, Dem. Rep. of	636	6.7	5.1	3.8	3.5	1.9	1.2	0.1	0.2	0.0	0.0	0.0
Congo, Republic of	634	0.1	0.2	0.2	0.0	0.1	0.0	0.0	0.0
Eritrea	643	0.0	0.1	0.1	0.3	0.0
Eswatini, Kingdom of	734	1.4	1.1	1.4	1.0	1.0	0.4	5.3	3.9	1.0	7.2	10.4	8.2
Ethiopia	644	0.0	0.4	0.0	0.0	0.0	0.0	0.0	0.0	0.0	0.0
Ghana	652	0.0	0.1	0.1	0.0	0.0	0.0	2.8	0.0	0.1	0.1	0.0
Guinea	656	0.1	0.0	0.0	0.0	0.0	0.0
Kenya	664	0.4	0.4	0.4	0.2	1.3	1.2	2.0	1.7	1.1	1.6	0.4
Lesotho	666	1.3	1.5	3.7	0.2	0.3	0.2	12.1	7.8	0.3	0.2	1.1	1.4
Liberia	668	0.4	0.0	0.0	0.0
Madagascar	674	0.0	0.1	0.0	0.0	0.2	0.1	0.1	0.0	0.0
Malawi	676	1.7	1.7	2.3	1.6	1.7	3.8	3.3	6.1	2.7	0.9	3.8	1.6
Mali	678	0.1	0.0	0.0	0.1	0.1	0.1	0.0	0.0	0.0	0.0
Mauritius	684	0.0	0.0	0.1	0.1	0.2	4.9	20.6	8.1	3.5	2.6	0.8
Mozambique	688	5.2	4.1	4.4	2.8	3.2	0.4	20.6	3.3	12.8	44.7	117.9	70.1
Namibia	728	111.5	184.6	583.8	745.4	847.7	202.4	453.6	514.6	944.3	1,123.1	641.4	364.4
Niger	692	0.9	0.3	0.0	0.0
Nigeria	694	0.1	0.0	0.1	0.1	0.0	0.2	0.6	0.4	0.3	0.3
Senegal	722	0.2	0.0	0.1	0.0	0.0	0.0	0.0	0.0	0.0	0.0
Seychelles	718	0.0	0.1	0.0	0.0	2.1	0.0	0.0	0.0	0.1	0.1
Sierra Leone	724	0.1	0.0	0.5	0.0	0.7	0.1	0.0	0.2
South Africa	199	782.0	805.8	932.9	987.5	993.4	576.8	5,039.1	4,888.5	4,952.7	4,455.3	3,940.1	3,425.6
Tanzania	738	8.6	1.5	2.8	1.5	2.9	0.2	0.4	0.4	4.4	0.4	0.2
Togo	742	0.2	0.2	0.0	0.0
Uganda	746	0.1	0.1	0.0	0.1	0.1	0.5	0.0	0.1	1.6	0.0
Zambia	754	48.2	46.0	46.3	43.9	31.0	28.8	22.7	19.9	32.0	37.0	26.1	19.8
Zimbabwe	698	113.5	127.4	107.7	56.7	50.6	30.6	42.8	37.6	23.0	31.0	21.6	20.9
Africa n.s.	799	2.6	3.1	3.4	2.5	2.9	2.5	0.0	5.4
Western Hemisphere	205	0.1	0.3	0.2	0.1	0.3	1.5	2.7	3.5	5.9	5.1	0.5
Argentina	213	0.0	0.0	0.4	0.1	0.0	0.3
Brazil	223	0.0	0.0	0.0	0.0	0.1	0.7	1.8	2.3	4.9	4.3

Botswana (616)

In Millions of U.S. Dollars

		Exports (FOB)						Imports (CIF)					
		2012	2013	2014	2015	2016	2017	2012	2013	2014	2015	2016	2017
Costa Rica	238	0.0	0.1	0.1	0.1	0.1
Ecuador	248	0.0	0.0	0.1	0.0
Guatemala	258	0.0	0.2
Guyana	336	0.0	0.0	0.0	0.0	0.1
Honduras	268	0.3	0.0
Mexico	273	0.0	0.0	0.2	0.1	0.0	0.2	0.3	0.8	0.2	0.1	0.5
Panama	283	0.1	0.0	0.0	0.1	0.0
Peru	293	0.2	0.0	0.1	0.0	0.0
St. Vincent & Grens.	364	0.1
Trinidad and Tobago	369	0.0	0.0	0.0	0.0	0.1	0.0	0.0
Uruguay	298	0.3	0.2	0.1	0.1	0.1
Other Countries n.i.e	910	0.0	0.0	0.8	0.4	0.0
Korea, Dem. People's Rep.	954	0.0	0.8	0.4
Special Categories	899	5.9	7.1	7.6	5.6	6.6	17.9	81.7	75.6	72.5	65.0	55.1	7.5
Countries & Areas n.s.	898	1.2	1.5	1.6	1.2	1.4	3.9	470.8	4.4
Memorandum Items													
Africa	605	1,085.3	1,186.8	1,696.3	1,850.6	1,942.6	850.6	5,607.7	5,508.2	5,984.8	5,706.7	4,767.6	3,919.8
Middle East	405	19.2	83.0	373.3	338.3	709.4	915.0	19.5	20.7	13.2	34.0	21.8	132.5
European Union	998	3,893.9	4,741.6	2,224.0	1,404.7	1,540.3	1,377.2	1,607.3	1,055.3	517.6	420.1	413.5	272.4
Export earnings: fuel	080	19.0	85.2	375.6	344.3	711.9	916.2	19.5	41.3	19.4	63.9	45.9	147.8
Export earnings: nonfuel	092	5,963.4	7,501.3	7,554.1	5,985.6	6,621.2	4,995.6	8,096.4	7,476.1	7,891.5	7,634.4	6,118.0	5,224.8

Brazil (223)

In Millions of U.S. Dollars

		Exports (FOB)						Imports (FOB)					
		2012	2013	2014	2015	2016	2017	2012	2013	2014	2015	2016	2017
IFS World		242,578.0	242,033.6	225,100.9	191,134.3	185,286.4	217,756.1	171,710.2	137,486.0	150,744.6
World	001	242,137.6	241,690.3	225,099.6	191,134.1	184,557.6	217,771.9	223,106.8	239,609.4	229,060.0	171,456.3	136,982.8	150,737.6
Advanced Economies	110	101,588.7	98,628.2	93,446.3	76,834.9	75,434.4	81,896.8	109,881.2	116,085.9	108,126.4	83,470.8	71,917.5	74,816.5
Euro Area	163	42,158.9	41,342.0	35,952.6	29,031.0	28,664.1	29,954.9	39,567.8	41,872.0	38,756.9	30,326.0	25,286.4	26,459.9
Austria	122	227.9	138.6	146.9	139.1	74.9	137.3	1,523.7	1,388.2	1,126.5	901.0	776.0	912.5
Belgium	124	3,741.6	3,593.8	3,286.9	2,989.7	3,233.0	3,174.6	2,074.1	2,010.0	1,849.8	1,622.8	1,472.6	1,693.9
Cyprus	423	106.6	13.0	42.9	9.3	24.2	51.7	2.4	3.7	2.1	1.1	0.4	7.1
Estonia	939	58.0	41.5	46.3	32.8	57.1	95.9	45.5	48.3	43.4	22.7	25.5	31.0
Finland	172	624.0	451.0	401.2	269.3	281.2	290.1	861.3	891.5	628.0	561.3	593.9	523.3
France	132	4,139.4	3,423.4	2,947.6	2,270.2	2,331.9	2,248.8	5,910.9	6,508.5	5,705.1	4,463.5	3,707.1	3,726.9
Germany	134	7,277.1	6,551.7	6,632.7	5,178.9	4,860.9	4,911.5	14,207.0	15,181.1	13,837.2	10,378.9	9,098.6	9,226.3
Greece	174	159.6	151.4	136.8	117.0	126.2	108.2	42.2	115.1	68.2	48.3	111.6	30.2
Ireland	178	357.7	610.9	332.4	383.4	216.8	324.0	699.4	623.8	612.9	521.9	442.7	501.0
Italy	136	4,580.7	4,098.1	4,020.8	3,270.2	3,322.0	3,561.3	6,205.7	6,722.5	6,320.4	4,685.0	3,710.9	3,957.4
Latvia	941	16.2	21.0	42.3	26.7	20.7	13.0	5.4	6.6	10.2	31.9	8.2	8.2
Lithuania	946	50.5	114.8	42.9	52.1	31.6	43.0	27.2	33.5	34.0	19.9	20.6	28.9
Luxembourg	137	73.0	31.8	17.1	36.4	11.0	31.1	49.7	88.7	73.3	88.8	123.3	40.9
Malta	181	13.8	20.9	62.1	15.4	14.0	13.7	54.7	76.6	56.0	20.4	30.0	16.7
Netherlands	138	15,040.7	17,283.1	13,035.6	10,044.5	10,323.0	9,252.8	3,106.3	2,344.5	3,167.9	2,469.0	1,763.7	1,899.8
Portugal	182	1,624.7	854.4	1,060.3	822.2	654.5	1,432.7	998.9	1,087.4	1,096.3	809.4	640.2	826.7
Slovak Republic	936	32.6	27.2	24.7	21.3	23.3	24.7	138.5	170.7	141.2	118.6	103.3	111.8
Slovenia	961	346.2	339.6	392.2	380.8	428.0	399.9	77.5	86.0	74.2	62.6	56.5	66.3
Spain	184	3,688.7	3,576.0	3,280.8	2,971.7	2,629.7	3,840.4	3,537.4	4,485.4	3,910.2	3,499.0	2,601.5	2,851.0
Australia	193	504.7	450.8	420.7	400.3	419.8	464.9	1,288.0	1,163.3	1,091.5	1,052.9	867.3	1,363.1
Canada	156	3,079.9	2,701.7	2,315.6	2,362.5	2,366.1	2,719.8	3,077.1	3,001.5	2,715.0	2,422.2	1,841.4	1,761.4
China,P.R.: Hong Kong	532	2,458.1	3,339.2	3,322.9	2,108.0	2,262.7	2,682.8	861.0	842.0	887.8	618.0	450.0	578.1
China,P.R.: Macao	546	0.5	6.3	0.5	0.5	0.3	2.3	11.7	10.5	14.7	4.9	2.3	3.6
Czech Republic	935	54.3	60.4	55.7	26.1	41.1	70.7	541.9	596.7	555.1	432.7	465.8	472.1
Denmark	128	446.6	472.0	516.5	321.9	244.6	317.7	722.0	905.5	837.5	667.6	606.0	590.2
Iceland	176	284.4	325.7	259.6	292.9	82.2	234.1	15.4	14.6	18.1	17.1	18.6	15.2
Israel	436	376.1	454.8	409.9	380.8	425.0	466.1	1,143.5	1,113.5	954.1	895.8	683.9	885.3
Japan	158	7,955.7	7,964.0	6,718.6	4,845.0	4,604.5	5,266.5	7,734.0	7,081.3	5,902.0	4,877.2	3,522.9	3,762.5
Korea, Republic of	542	4,501.1	4,720.0	3,831.2	3,122.2	2,881.0	3,077.0	9,095.1	9,490.7	8,526.2	5,420.3	5,994.4	5,240.6
New Zealand	196	62.2	74.1	69.3	64.2	96.8	83.5	63.3	158.0	134.6	55.9	56.8	59.3
Norway	142	865.2	732.1	722.8	679.0	732.6	774.3	870.2	973.8	1,103.3	776.5	559.9	488.1
San Marino	135	0.4	1.3	9.6
Singapore	576	2,942.6	1,904.4	3,348.2	2,045.4	2,827.6	2,734.7	861.0	1,093.1	804.0	631.8	426.0	645.9
Sweden	144	479.8	449.1	493.2	503.5	514.5	466.4	1,980.6	1,991.8	1,626.1	1,152.4	954.7	1,089.5
Switzerland	146	1,708.0	2,362.3	2,316.7	1,945.0	1,657.0	792.5	2,783.0	2,951.8	2,789.1	2,366.9	2,014.4	1,984.7
Taiwan Prov.of China	528	2,341.2	2,306.4	1,687.2	1,574.8	1,445.2	1,834.8	3,168.7	2,937.9	2,853.7	2,193.4	1,620.2	2,000.6
United Kingdom	112	4,519.4	4,101.9	3,860.3	2,916.1	2,868.8	2,845.2	3,503.2	3,612.7	3,257.4	2,799.6	2,383.7	2,302.8
United States	111	26,849.9	24,861.1	27,144.9	24,216.0	23,300.5	27,108.2	32,593.8	36,275.4	35,299.1	26,759.8	24,161.5	25,104.1
Emerg. & Dev. Economies	200	135,103.2	138,348.8	127,084.5	111,356.2	107,067.7	133,287.1	112,721.6	122,653.0	120,370.6	87,240.6	64,789.7	75,763.1
Emerg. & Dev. Asia	505	54,945.8	57,260.0	54,424.8	49,193.6	46,997.7	62,326.1	46,999.3	51,620.6	52,071.2	41,947.9	30,791.3	37,311.8
American Samoa	859	0.1	0.1	0.0	0.0	0.1	0.2	0.0	0.0	0.0	0.0	0.0
Bangladesh	513	705.5	856.6	869.1	1,147.4	1,091.4	1,600.1	186.5	199.1	203.3	211.7	126.0	157.3
Bhutan	514	0.0	0.1	0.1	0.0	0.1	0.1	0.1	0.0	0.2
Brunei Darussalam	516	1.1	2.2	0.8	1.3	0.6	0.7	0.0	0.4	0.8	0.6	0.2	0.2
Cambodia	522	4.5	3.3	13.6	3.5	5.9	6.2	19.3	38.8	32.1	40.0	24.1	31.2
China,P.R.: Mainland	924	41,227.5	46,026.2	40,616.1	35,607.5	35,134.0	47,495.1	34,246.1	37,301.6	37,340.6	30,719.1	23,189.9	27,323.3
Fiji	819	0.6	1.0	1.0	1.0	1.1	1.2	0.0	0.1	0.0	0.1	0.1
F.T. French Polynesia	887	1.2	1.2	0.8	1.0	1.2	0.8	0.1	0.1	0.0	0.0	0.0	0.0
F.T. New Caledonia	839	7.7	6.1	9.5	6.3	5.2	7.1	0.0	0.1	0.6	0.5	0.1	0.7
Guam	829	0.1	0.2	0.1	0.1	0.3	0.3
India	534	5,576.9	3,129.2	4,788.7	3,617.4	2,777.2	4,657.4	5,042.8	6,357.1	6,635.3	4,289.5	1,892.6	2,945.9
Indonesia	536	2,002.0	1,999.0	2,246.3	2,180.8	2,204.4	1,771.9	1,735.8	1,604.4	1,795.3	1,374.9	1,195.3	1,351.1
Kiribati	826	0.1	0.2	0.1	0.0	0.2	0.1	0.0	0.0	0.0	0.0
Lao People's Dem.Rep	544	0.6	0.4	0.1	0.2	0.7	1.6	1.6	1.2	0.6	0.4	0.6	0.9
Malaysia	548	1,573.7	1,372.3	1,548.1	1,829.7	1,843.8	2,489.6	2,083.8	2,211.7	1,900.0	1,537.3	1,180.9	1,434.2
Maldives	556	12.0	16.9	14.8	12.4	14.3	15.2	0.0	0.0	0.0	0.0	0.0	0.0

Brazil (223)

In Millions of U.S. Dollars

		Exports (FOB)						Imports (FOB)					
		2012	2013	2014	2015	2016	2017	2012	2013	2014	2015	2016	2017
Marshall Islands	867	0.4	3.1	0.0
Micronesia	868	0.1	0.1	0.0
Mongolia	948	3.8	0.8	1.6	1.2	2.0	5.5	0.3	0.1	0.2	0.1	0.0	0.1
Myanmar	518	17.4	12.8	35.0	40.1	185.2	144.8	0.8	0.6	1.9	2.1	1.6	4.0
Nepal	558	0.3	0.3	0.1	0.8	1.1	2.8	0.9	0.7	0.9	0.6	0.3	0.3
Palau	565	0.0	0.0	0.1	1.1	0.0	0.1	0.0	0.0	0.0	0.0	0.0
Papua New Guinea	853	6.0	7.0	3.5	3.3	2.8	3.1	0.0	0.0	0.0	0.0	0.0	0.0
Philippines	566	779.0	880.4	699.5	728.6	436.3	444.7	309.7	330.2	296.3	254.5	192.2	247.9
Samoa	862	1.4	0.3	0.5	0.4	0.7	0.7	2.1	1.1	1.8	1.9	0.2	2.0
Solomon Islands	813	0.2	0.0	0.1	0.3	0.1	0.1	0.0
Sri Lanka	524	120.4	90.6	108.9	116.8	160.8	66.2	47.6	47.0	65.0	52.0	49.5	56.7
Thailand	578	2,071.3	1,654.1	1,865.3	1,749.3	1,714.8	1,788.6	2,503.9	2,383.9	2,212.9	1,673.2	1,340.8	1,567.9
Timor-Leste	537	2.6	2.8	4.9	6.2	6.6	10.7	0.0	0.0	0.0	0.0	0.0
Tonga	866	0.7	0.6	0.5	0.9	0.9	1.2	0.0	0.0	0.0
Tuvalu	869	0.0	0.0	0.5	0.0	0.0	0.0	0.1	0.0	0.0	0.0	0.0
Vanuatu	846	0.2	0.1	0.0	0.2	0.1	0.2	0.0	0.0	0.0	0.0	0.0	0.0
Vietnam	582	822.6	1,192.3	1,592.9	2,124.3	1,401.0	1,732.8	817.2	1,140.9	1,580.6	1,788.8	1,582.4	2,186.2
Asia n.s.	598	6.3	2.7	2.1	12.3	3.1	73.9	0.6	1.4	2.9	0.6	14.5	1.4
Europe	170	7,084.1	6,567.1	7,188.2	5,449.6	5,338.0	6,407.7	6,506.7	6,555.2	6,579.2	4,836.8	4,050.0	4,936.6
Emerg. & Dev. Europe	903	2,798.1	2,442.7	2,645.9	2,618.6	2,609.9	3,216.5	2,398.4	2,957.9	2,620.3	1,882.3	1,509.6	1,660.1
Albania	914	39.5	54.0	41.2	36.6	39.3	44.8	1.7	2.4	1.9	0.7	0.9	1.2
Bosnia and Herzegovina	963	1.7	1.8	1.6	0.9	1.2	1.1	5.2	2.5	6.8	5.8	1.7	3.4
Bulgaria	918	358.8	218.6	205.5	117.9	102.5	116.3	80.1	32.9	37.5	43.1	51.2	48.3
Croatia	960	242.2	180.7	61.5	78.6	98.3	75.7	41.1	35.9	20.6	8.7	6.5	16.1
Faroe Islands	816	0.2	0.1	0.1	0.1	0.0	1.2	0.5	0.5	0.2	0.0	0.0
Gibraltar	823	0.2	0.0	10.0	0.1	0.2	0.3	0.2	0.0	0.0	0.1	0.0	0.0
Hungary	944	145.6	145.8	164.1	239.1	197.7	181.7	338.7	487.4	487.1	417.3	279.2	345.1
Macedonia, FYR	962	21.8	31.7	23.9	17.7	16.6	19.0	3.5	5.5	7.1	9.7	3.2	3.8
Montenegro	943	25.3	26.7	25.7	21.5	25.7	17.5	0.0	0.4	0.3	0.2	0.1	0.2
Poland	964	390.0	395.9	483.9	495.0	427.7	595.9	626.5	809.0	664.8	529.5	483.8	560.7
Romania	968	338.1	385.1	283.5	242.3	214.6	302.9	301.6	411.5	487.8	283.1	259.2	191.1
Serbia, Republic of	942	27.5	44.8	36.4	33.2	39.9	40.8	34.5	24.9	23.6	17.3	23.0	21.3
Turkey	186	1,207.1	957.4	1,308.4	1,335.6	1,446.1	1,820.3	964.1	1,144.9	882.2	566.8	400.8	469.0
CIS	901	4,285.6	4,124.3	4,542.3	2,830.8	2,728.0	3,191.1	4,107.2	3,596.0	3,958.7	2,954.6	2,540.3	3,276.5
Armenia	911	34.2	35.6	39.2	20.9	38.6	24.6	0.0	0.1	0.5	0.1	0.1	0.1
Azerbaijan, Rep. of	912	34.3	150.8	26.6	25.9	11.1	71.1	0.2	0.3	0.2	0.2	0.1	0.2
Belarus	913	71.1	13.5	74.0	12.0	10.4	12.4	837.4	545.0	768.5	514.4	419.6	543.1
Georgia	915	210.6	256.7	276.8	194.4	242.9	194.1	0.3	2.4	4.2	12.7	1.4	0.6
Kazakhstan	916	120.2	109.6	56.1	8.1	2.2	4.9	80.1	61.4	99.3	139.1	44.6	53.2
Kyrgyz Republic	917	4.8	10.3	7.4	2.9	2.3	1.1	0.0	0.0	0.0	0.0	0.1	0.1
Moldova	921	20.7	37.8	56.8	2.1	2.4	5.0	8.5	2.2	1.8	1.3	1.7	2.6
Russian Federation	922	3,140.8	2,974.1	3,829.1	2,464.4	2,300.1	2,736.8	2,790.5	2,676.1	2,940.5	2,220.8	2,039.1	2,644.9
Tajikistan	923	3.2	4.5	3.7	2.7	3.0	4.4	0.0	0.0	0.0	0.1	0.0	0.4
Turkmenistan	925	1.1	1.8	4.4	2.7	0.5	1.8	0.0	0.1	0.0	0.0	0.0	5.9
Ukraine	926	623.9	483.1	151.1	84.6	101.1	129.5	388.2	308.1	142.3	63.4	33.1	24.5
Uzbekistan	927	20.9	46.6	16.9	10.0	13.5	5.3	2.0	0.4	1.2	2.5	0.5	0.7
Europe n.s.	884	0.4	0.0	0.0	0.2	0.1	0.1	1.1	1.3	0.2	0.0	0.1	0.1
Mid East, N Africa, Pak	440	17,214.7	15,805.0	15,018.0	14,092.3	14,103.6	16,766.3	11,209.2	11,493.8	11,525.2	7,209.2	5,279.2	6,561.5
Afghanistan, I.R. of	512	8.4	12.5	11.7	6.7	8.8	9.3	0.1	0.2	0.9	0.3	0.1	0.2
Algeria	612	1,169.5	1,199.9	1,152.4	993.0	1,063.3	1,186.5	3,199.2	3,074.8	2,918.1	1,813.1	1,644.3	2,313.3
Bahrain, Kingdom of	419	414.3	258.4	343.9	309.1	214.6	339.4	32.4	53.5	60.3	73.5	76.2	94.8
Djibouti	611	45.1	8.0	20.7	14.3	90.7	62.2	0.0	0.0	0.0
Egypt	469	2,711.9	2,201.6	2,315.0	2,056.6	1,772.2	2,418.3	251.4	276.3	146.0	108.2	93.0	155.5
Iran, I.R. of	429	2,183.9	1,609.1	1,439.2	1,666.2	2,232.8	2,559.8	23.7	8.6	5.1	3.3	86.0	40.9
Iraq	433	288.1	280.8	226.5	306.6	455.5	810.7	962.0	691.7	1,041.2	476.7	114.6	125.4
Jordan	439	215.6	291.8	249.6	242.3	184.2	223.6	1.9	6.6	9.6	6.7	6.7	7.5
Kuwait	443	313.6	306.2	226.1	239.5	197.8	222.6	960.3	1,016.2	1,205.3	430.7	309.5	135.4
Lebanon	446	293.0	338.4	317.8	286.8	280.4	263.5	11.9	26.3	14.5	23.8	1.9	19.6
Libya	672	423.2	501.5	392.2	147.9	141.5	160.9	229.6	0.0	0.0	26.8	40.0
Mauritania	682	198.0	180.2	106.1	141.7	119.9	102.0	0.0	0.0	0.1	0.1	0.1	0.4

Brazil (223)

In Millions of U.S. Dollars

		Exports (FOB)						Imports (FOB)					
		2012	2013	2014	2015	2016	2017	2012	2013	2014	2015	2016	2017
Morocco	686	872.3	689.1	568.3	494.3	488.5	615.0	1,275.8	1,434.2	1,249.3	739.8	642.1	867.7
Oman	449	1,129.0	1,106.7	859.2	583.9	492.4	695.2	3.8	64.8	243.1	72.1	92.9	138.5
Pakistan	564	192.9	147.6	163.2	297.9	433.4	605.2	92.3	85.4	92.4	70.8	44.7	54.7
Qatar	453	316.7	334.2	369.5	357.0	378.0	420.3	748.4	581.0	664.3	960.5	539.5	445.9
Saudi Arabia	456	3,000.1	2,838.8	2,542.1	2,750.4	2,487.3	2,657.2	3,192.8	3,194.2	3,299.3	1,906.6	1,216.3	1,882.3
Somalia	726	11.8	21.2	24.6	36.9	81.4	69.7	3.1	2.1	0.1	0.0	0.0	0.0
Sudan	732	81.8	53.6	16.9	23.4	30.4	43.0	0.1	0.2	0.4	1.5	0.9	0.6
Syrian Arab Republic	463	92.5	52.1	112.4	69.7	105.8	74.6	2.5	1.3	1.2	1.5	1.2	1.4
Tunisia	744	351.4	290.6	237.6	303.0	197.2	286.6	137.4	136.1	72.6	57.9	46.5	50.5
United Arab Emirates	466	2,456.8	2,588.8	2,846.6	2,503.7	2,235.3	2,509.5	309.6	610.5	501.4	461.8	335.5	186.9
West Bank and Gaza	487	12.6	24.4	47.0	27.9	27.6	0.1	0.0	0.0	0.1	0.1	0.3
Yemen, Republic of	474	425.7	466.8	452.0	214.5	384.4	403.7	0.4	0.0	0.0	0.3	0.1	0.0
Middle East n.s.	489	19.2	14.4
Sub-Saharan Africa	603	6,323.5	5,938.1	4,863.3	3,987.9	3,596.2	4,375.6	9,394.5	12,289.9	12,674.2	6,043.4	2,087.1	2,103.6
Angola	614	1,144.5	1,271.2	1,261.7	648.0	539.7	670.5	45.9	726.8	1,109.8	31.8	72.0	265.7
Benin	638	156.0	164.5	119.6	109.9	71.1	130.8	2.9	0.3	0.9	0.0	0.0
Botswana	616	0.7	1.0	1.4	3.8	4.0	1.1	0.0	0.0	0.0	0.2	0.0	0.0
Burkina Faso	748	3.0	5.6	3.4	0.9	1.3	9.9	0.1	0.0	18.2	0.0	0.0
Burundi	618	0.3	0.2	0.2	0.1	0.1	0.1	0.1	0.1	0.0	0.0
Cabo Verde	624	26.2	22.1	21.3	21.4	19.7	22.7	0.0	0.4	0.1	0.0	0.1	0.1
Cameroon	622	107.0	106.0	83.5	67.4	42.2	93.5	4.1	6.0	3.9	1.7	1.0	1.2
Central African Rep.	626	1.3	1.9	2.2	1.7	6.2	1.0	0.1	0.0	0.1	0.0	0.2	0.0
Chad	628	16.4	1.4	6.4	1.2	2.0	0.8	0.1	0.0	0.0	0.1	0.0
Comoros	632	0.4	1.1	1.7	0.9	1.9	2.6	0.0	0.0	0.0	0.0	0.0	0.0
Congo, Dem. Rep. of	636	45.7	72.6	37.2	42.1	41.5	38.6	15.7	16.9	19.0	40.5	9.9	9.2
Congo, Republic of	634	351.6	86.6	86.2	66.8	31.0	18.5	0.5	0.0	0.4	0.0	0.1	9.9
Côte d'Ivoire	662	93.8	65.0	55.7	47.1	20.9	54.8	174.5	34.4	46.7	63.6	16.2	72.6
Equatorial Guinea	642	90.5	62.7	56.4	25.2	19.6	11.7	188.9	972.1	1,103.7	524.4	146.0	72.1
Eritrea	643	9.5	0.1	1.3	22.4	15.4	0.2	0.0	0.0	0.0	0.0	0.0
Eswatini, Kingdom of	734	0.7	1.4	0.5	0.4	1.7	0.8	3.7	0.5	0.4	0.2	0.6	0.1
Estonia	939	58.0	41.5	46.3	32.8	57.1	95.9	45.5	48.3	43.4	22.7	25.5	31.0
Ethiopia	644	55.2	62.7	20.6	22.0	13.6	30.3	0.2	0.1	0.1	0.1	0.1	0.3
Gabon	646	38.1	47.6	49.5	36.5	27.5	26.4	0.1	0.0	0.0	0.0	0.0	0.0
Gambia, The	648	75.9	83.8	96.3	79.0	82.1	90.6	1.1	1.0	0.0	0.0	0.0	0.0
Ghana	652	318.4	296.1	213.3	183.2	213.4	212.5	38.2	63.5	110.3	33.8	149.8	185.2
Guinea	656	63.2	44.5	65.1	53.9	35.5	55.9	4.3	0.0	0.0	0.1	0.0	10.2
Guinea-Bissau	654	2.8	4.9	2.6	2.9	2.4	3.7	4.9	0.1	0.5	1.3
Kenya	664	289.3	242.5	56.0	60.7	58.9	169.5	1.4	1.3	1.8	1.8	0.7	1.3
Lesotho	666	0.0	0.1	0.0	0.0	0.5	1.4	0.1	0.0	0.0	0.0	0.0	0.1
Liberia	668	31.4	27.4	24.6	26.4	26.2	25.9	3.4	4.0	2.2	2.7	0.1	2.4
Madagascar	674	33.1	18.2	24.0	22.7	30.4	63.1	2.1	0.9	0.7	2.0	0.7	1.9
Malawi	676	2.4	8.1	4.8	1.2	0.4	0.6	8.4	1.0	2.8	1.3	1.2	1.3
Mali	678	2.1	4.8	5.8	8.0	48.1	7.1	0.3	0.7	5.8	0.1	0.0	0.0
Mauritius	684	19.1	25.2	22.7	39.9	34.7	67.1	1.9	1.4	1.5	1.1	0.4	1.0
Mozambique	688	122.3	123.9	63.9	69.1	50.6	30.0	24.2	24.7	10.2	18.9	23.0	139.6
Namibia	728	26.2	23.9	28.2	7.0	24.0	11.1	0.1	0.0	0.1	0.0	0.2	0.2
Niger	692	1.7	1.2	1.0	0.8	0.5	0.8	0.2	0.1	0.1	0.1	0.0	0.0
Nigeria	694	1,066.6	875.9	955.5	688.4	731.4	737.1	8,012.2	9,647.5	9,495.4	4,633.1	1,387.7	829.0
Rwanda	714	0.5	0.2	0.3	0.7	0.9	0.8	0.0	0.0	0.0	0.0	0.0	0.0
São Tomé & Príncipe	716	0.5	0.8	0.7	0.9	1.2	1.8	0.0	0.0	0.0	0.0
Senegal	722	124.6	129.2	96.0	131.9	86.4	133.5	0.8	4.7	6.1	6.0	4.4	3.1
Seychelles	718	6.7	18.4	12.1	7.7	9.8	9.5	0.1	0.1	0.5	0.7	0.3	0.1
Sierra Leone	724	56.1	51.7	43.8	45.7	24.3	41.6	0.2	1.1	0.1	0.1	0.2	0.0
South Africa	199	1,765.4	1,836.4	1,225.7	1,353.8	1,174.9	1,510.1	848.6	719.6	731.9	644.6	252.4	488.7
South Sudan, Rep. of	733	0.4	0.7	0.2	0.0
Tanzania	738	67.0	24.2	24.9	16.8	18.0	29.8	0.1	0.0	0.1	0.0	0.0	0.1
Togo	742	78.8	80.9	44.0	67.9	59.0	24.4	3.5	0.0	0.0	0.0
Uganda	746	5.4	4.3	4.0	6.0	4.0	5.1	0.3	0.1	0.6	0.0	0.0	0.1
Zambia	754	12.3	17.4	5.6	5.3	8.8	9.2	1.2	0.5	0.5	14.7	0.1	7.3
Zimbabwe	698	20.1	11.2	34.7	11.2	2.6	3.5	0.0	59.6	0.0	18.8	18.4	0.4

Brazil (223)

In Millions of U.S. Dollars

		Exports (FOB)						Imports (FOB)					
		2012	2013	2014	2015	2016	2017	2012	2013	2014	2015	2016	2017
Africa n.s.	799	0.2	0.0	0.0	0.0	0.0	0.0	0.0	0.0
Western Hemisphere	205	49,535.1	52,778.5	45,590.2	38,632.9	37,032.3	43,411.5	38,612.0	40,693.5	37,520.9	27,203.2	22,582.0	24,849.6
Anguilla	312	0.1	0.8	0.0	0.1
Antigua and Barbuda	311	6.3	5.9	6.9	6.0	6.7	7.7	0.3	0.2	0.0	0.0	0.3	0.0
Argentina	213	17,997.7	19,615.4	14,282.0	12,800.0	13,418.0	17,624.0	16,443.9	16,463.0	14,143.1	10,284.2	9,016.3	9,434.9
Aruba	314	15.2	16.7	282.3	30.3	64.7	49.8	80.8	0.0	0.0	0.0
Bahamas, The	313	213.1	165.8	613.3	593.5	334.9	261.9	0.3	1.2	4.9	1.8	1.4	5.6
Barbados	316	16.2	16.0	20.5	16.4	13.4	12.2	1.4	0.7	0.5	5.4	19.0	0.3
Belize	339	4.2	4.7	4.6	7.6	5.1	6.1	0.7	0.2	0.3	0.3	0.1	0.3
Bermuda	319	1.2	0.9	27.4	1.9	1.7	1.6	0.0	0.0	0.1	0.0	0.2
Bolivia	218	1,473.0	1,534.3	1,612.4	1,482.0	1,428.2	1,506.2	3,431.0	3,937.7	3,816.3	2,506.3	1,347.9	1,285.1
Chile	228	4,602.2	4,483.8	4,984.2	3,978.4	4,081.2	5,031.5	4,169.0	4,345.3	4,024.1	3,419.4	2,925.2	3,446.5
Colombia	233	2,834.5	2,703.1	2,384.3	2,115.2	2,234.9	2,508.0	1,266.9	1,462.6	1,715.6	1,189.5	905.6	1,442.5
Costa Rica	238	448.3	302.3	248.6	267.5	301.7	277.7	504.3	448.5	278.6	52.6	77.3	57.5
Curacao	354	1.1	6.5	4.5	13.1
Dominica	321	2.9	4.0	3.7	2.7	3.1	3.2	0.0	0.0	0.1	0.0	0.1	0.0
Dominican Republic	243	72.7	358.3	523.2	580.3	588.5	7.6	21.6	24.9	14.3	15.7
Ecuador	248	898.6	820.2	822.1	665.5	653.8	836.8	133.0	140.9	142.8	117.8	151.3	131.2
El Salvador	253	173.4	130.6	77.4	106.2	87.6	120.2	9.2	9.3	10.7	7.1	6.0	5.0
Falkland Islands	323	0.0	0.1	0.0	0.0	0.0	0.0	0.0	0.0
Grenada	328	8.2	7.8	8.2	7.7	7.6	8.4	0.0	0.0	0.1	0.0	0.0
Guatemala	258	237.7	245.6	211.6	224.3	194.9	266.6	13.1	20.6	27.5	28.5	34.6	31.4
Guyana	336	33.6	30.0	24.5	21.9	25.8	33.6	0.2	0.0	2.9	7.8	5.9	5.3
Haiti	263	51.9	51.8	37.5	37.8	39.7	68.1	0.7	0.7	1.3	1.2	0.5	1.1
Honduras	268	92.6	83.2	113.4	102.3	101.0	116.2	15.8	14.8	17.8	15.7	11.7	12.9
Jamaica	343	224.3	124.0	54.8	59.3	58.2	73.6	9.3	1.4	1.7	1.9	1.3	0.6
Mexico	273	4,003.0	4,230.3	3,670.0	3,588.3	3,840.2	4,514.4	6,074.8	5,795.3	5,363.0	4,377.8	3,542.3	4,238.2
Montserrat	351	0.0	0.1	0.0
Netherlands Antilles	353	1,334.4	914.0	867.8	532.7	138.6	45.8	630.4	745.6	674.7	110.6	25.0	30.5
Nicaragua	278	96.9	105.0	96.7	94.0	103.5	113.9	2.8	1.3	1.9	3.5	3.2	2.8
Panama	283	397.4	4,423.1	361.9	304.7	308.6	633.1	16.0	11.5	9.4	8.8	8.1	10.0
Paraguay	288	2,617.5	2,996.6	3,193.6	2,473.3	2,220.8	2,646.3	987.7	1,039.6	1,210.1	884.3	1,237.3	1,133.3
Peru	293	2,415.2	2,147.2	1,817.7	1,815.6	1,948.6	2,245.6	1,287.3	1,779.2	1,713.7	1,259.2	1,229.1	1,615.5
Sint Maarten	352	0.1	0.0
St. Kitts and Nevis	361	2.9	2.7	5.6	4.0	3.6	3.9	0.6	1.5	0.7	1.0	0.4	0.7
St. Lucia	362	1,253.5	100.7	1,124.9	672.8	366.8	446.9	0.1	0.0	0.0	0.0	0.1	0.1
St. Vincent & Grens.	364	2.0	4.0	1.9	3.3	2.1	1.6	0.0	0.0	0.0
Suriname	366	61.1	60.6	46.0	38.4	26.7	34.8	1.0	2.4	1.1	1.1	0.0	5.4
Trinidad and Tobago	369	601.5	478.4	534.7	266.6	188.2	205.2	690.5	1,516.8	1,235.3	993.6	258.2	198.3
Uruguay	298	2,186.3	2,071.3	2,945.4	2,726.9	2,743.9	2,348.1	1,818.9	1,767.0	1,918.5	1,216.6	1,316.1	1,323.8
Venezuela, Rep. Bol.	299	5,056.0	4,849.8	4,632.1	2,986.6	1,268.8	470.4	995.8	1,180.7	1,174.1	679.9	421.9	391.7
Western Hem. n.s.	399	99.6	48.5	113.9	75.7	228.2	292.3	18.3	5.2	8.4	2.3	16.9	9.7
Other Countries n.i.e	910	571.6	544.6	531.1	516.0	323.5	347.6	136.2	165.5	81.3	66.5	60.4	23.9
Cuba	928	568.1	528.2	507.8	513.6	321.4	346.5	93.5	96.6	61.1	50.7	51.5	19.7
Korea, Dem. People's Rep.	954	3.4	16.5	23.3	2.5	2.1	1.2	42.7	68.9	20.2	15.8	8.8	4.2
Special Categories	899	4,866.9	4,134.8	4,037.7	2,426.9	1,732.0	481.8	678.4	44.7
Countries & Areas n.s.	898	7.3	33.9	0.0	2,240.3	367.8	705.0	0.0	0.0	170.4	134.0
Memorandum Items													
Africa	605	9,053.5	8,380.8	6,989.8	5,994.0	5,666.9	6,740.4	14,010.1	16,937.4	16,914.8	8,655.7	4,421.1	5,336.1
Middle East	405	14,283.5	13,202.3	12,716.6	11,781.1	11,590.0	13,786.8	6,501.1	6,760.7	7,191.3	4,525.7	2,900.4	3,274.2
European Union	998	49,133.8	47,751.5	42,076.8	33,971.5	33,373.9	34,927.5	47,703.3	50,755.5	46,730.9	36,659.8	30,776.5	32,075.6
Export earnings: fuel	080	28,992.3	27,463.9	27,172.9	21,563.0	19,729.7	21,783.6	27,068.2	31,848.5	32,772.5	19,235.7	11,216.6	12,733.5
Export earnings: nonfuel	092	213,145.3	214,226.4	197,926.7	169,571.0	164,828.0	195,988.3	196,038.6	207,760.9	196,287.5	152,220.5	125,766.2	138,004.1

Brunei Darussalam (516)

In Millions of U.S. Dollars

		Exports (FOB)						Imports (CIF)					
		2012	2013	2014	2015	2016	2017	2012	2013	2014	2015	2016	2017
IFS World		12,981.6	6,352.4	4,912.9	5,587.0	3,563.3	3,234.7	2,670.6	3,087.5
World	001	12,981.0	11,436.2	10,614.6	6,352.7	4,912.5	5,586.9	3,546.2	3,593.6	3,574.5	3,230.3	2,664.5	3,081.5
Advanced Economies	110	9,798.9	8,258.7	7,792.4	4,600.9	3,319.4	3,398.4	2,048.1	1,960.5	2,106.6	1,828.4	1,454.5	1,574.0
Euro Area	163	21.3	5.8	12.0	10.9	6.4	8.2	246.3	255.2	314.9	255.8	210.0	252.3
Austria	122	0.0	0.0	0.0	0.0	0.2	1.8	0.9	0.5	1.9	1.6	1.0
Belgium	124	0.1	0.0	0.1	0.0	2.4	7.6	7.8	4.9	5.8	44.1	4.2
Cyprus	423	0.0	0.0	0.0	0.1	0.1	0.1	0.0	0.2	0.1
Estonia	939	0.1	0.0
Finland	172	0.1	0.0	0.0	3.0	1.3	1.0	3.2	0.3	1.2
France	132	3.3	0.2	0.4	0.4	1.7	0.6	31.0	17.1	21.7	26.6	30.6	27.0
Germany	134	14.8	2.7	4.3	5.6	3.2	3.3	98.8	124.6	155.4	112.7	76.9	173.8
Greece	174	0.0	0.3	0.0	0.1	0.0	0.2	0.5	0.2	0.2
Ireland	178	0.0	0.0	3.9	4.9	4.0	4.5	4.6	3.2
Italy	136	0.5	0.1	1.3	0.1	0.3	1.5	61.3	42.7	57.2	63.8	30.3	22.7
Lithuania	946	0.3
Luxembourg	137	0.0	0.7	0.2	0.1	0.0	0.0
Malta	181	0.5	0.0	0.0	0.0	0.6	0.0
Netherlands	138	2.7	2.7	6.0	4.2	0.4	0.1	32.2	46.5	60.7	28.5	14.9	13.7
Portugal	182	0.1	0.0	0.0	0.4	3.0	4.2	3.4	2.7	0.4
Slovak Republic	936	1.8	1.2	0.9	0.4	0.4	0.1
Spain	184	0.0	0.1	0.0	0.0	0.8	0.1	3.6	4.5	3.7	4.4	2.6	4.5
Australia	193	967.2	836.7	826.4	222.7	233.0	154.7	49.8	50.4	49.5	48.3	43.3	43.7
Canada	156	0.9	0.3	246.0	0.7	0.5	0.9	12.3	9.5	34.0	5.3	11.2	5.2
China,P.R.: Hong Kong	532	4.5	4.2	6.3	6.8	3.4	7.4	44.4	39.4	28.5	28.1	22.0	24.3
China,P.R.: Macao	546	0.7	0.0	0.0	0.0	0.0	0.0	0.0	0.0	0.0
Czech Republic	935	1.0	0.3	0.5	0.6	0.3	2.3
Denmark	128	0.4	0.2	0.2	0.0	0.1	0.1	5.2	6.1	4.3	3.0	5.0	2.3
Iceland	176	0.2	0.0	0.0	0.1	0.0	0.0	0.0	0.0	0.0
Israel	436	0.0	0.1	0.0	0.0	0.0	0.0	0.0	0.0	0.0
Japan	158	5,729.1	4,549.1	4,212.3	2,308.7	1,741.2	1,634.7	267.9	209.0	145.0	246.1	114.8	120.6
Korea, Republic of	542	2,043.7	1,865.3	1,163.7	991.6	677.3	792.0	135.4	124.4	308.2	302.6	96.1	84.4
New Zealand	196	660.4	468.2	370.8	333.2	153.6	0.9	9.1	10.5	11.8	6.1	4.3	5.4
Norway	142	1.4	0.4	0.5	0.5	0.2	0.1	6.4	9.0	6.5	6.5	6.4	14.9
Singapore	576	232.8	500.7	345.9	222.9	327.5	426.9	841.3	689.8	737.4	457.1	510.7	569.3
Sweden	144	0.0	0.0	0.0	0.0	0.1	4.0	3.2	4.4	3.2	4.5	2.2
Switzerland	146	0.0	0.1	0.0	0.2	0.0	125.5	10.7	10.1	14.2	12.5	13.1	11.2
Taiwan Prov.of China	528	32.0	8.3	581.5	436.7	134.3	206.8	50.0	38.9	35.7	26.4	17.9	14.8
United Kingdom	112	10.1	10.1	6.9	12.7	31.9	11.3	85.5	73.1	86.2	85.5	86.5	130.7
United States	111	95.0	9.1	19.8	52.6	9.9	28.7	278.6	431.5	325.4	341.5	308.5	290.2
Vatican	187	0.0	0.0	0.2
Emerg. & Dev. Economies	200	3,182.1	3,177.5	2,822.2	1,751.7	1,593.1	2,188.4	1,497.5	1,632.8	1,467.5	1,401.2	1,209.1	1,506.3
Emerg. & Dev. Asia	505	3,178.1	3,173.5	2,817.0	1,691.3	1,574.2	2,180.2	1,463.0	1,592.1	1,425.6	1,363.6	1,169.0	1,459.3
Bangladesh	513	0.0	0.0	0.0	0.0	0.0	0.1	0.1	0.3	0.3	0.6	1.3	1.3
Cambodia	522	0.0	0.0	0.0	0.0	0.2	0.4	0.0	0.0	2.8	0.0	12.6	7.3
China,P.R.: Mainland	924	348.4	158.0	102.0	94.9	226.0	269.0	406.6	406.4	347.9	377.0	347.9	645.2
India	534	1,156.0	864.9	966.5	577.9	457.2	541.1	34.1	35.2	46.7	37.5	39.6	50.5
Indonesia	536	459.2	536.8	644.5	102.5	85.4	36.9	81.5	153.4	104.4	88.6	83.3	72.8
Malaysia	548	89.1	447.7	373.3	295.5	277.6	628.5	709.8	792.2	741.4	688.1	562.8	562.3
Maldives	556	0.1	0.0	0.0	0.1	0.1	0.1
Myanmar	518	0.0	0.0	0.1	0.0	0.1	0.1	0.2	0.9	0.7	0.3	0.3	0.4
Nepal	558	0.0	0.1	0.3	0.1	0.2	0.2	0.1	0.0	0.0	0.0	0.1	0.1
Papua New Guinea	853	0.9	0.9	0.5	1.8	1.5	2.3	0.0	0.0	0.0	0.0
Philippines	566	60.5	82.6	76.9	24.4	25.1	43.8	10.8	12.3	9.4	8.4	7.9	9.0
Sri Lanka	524	0.1	0.0	0.2	0.1	0.0	0.0	0.2	0.5	0.2	0.1	0.1	0.2
Thailand	578	472.3	480.8	551.6	545.3	436.8	613.2	208.4	180.5	161.6	125.1	102.6	95.0
Vietnam	582	591.4	601.7	100.9	48.7	63.9	44.8	11.2	10.4	10.1	37.8	10.5	15.2
Europe	170	0.0	0.1	0.2	0.2	0.2	0.3	2.9	6.3	9.7	6.7	17.7	12.7
Emerg. & Dev. Europe	903	0.0	0.1	0.1	0.1	0.1	0.2	2.9	6.1	9.2	6.7	17.5	11.9
Bosnia and Herzegovina	963	0.1	0.0	0.0
Bulgaria	918	0.0	0.0	0.0	0.0	0.1	0.1	0.1	0.2

Brunei Darussalam (516)

In Millions of U.S. Dollars

		Exports (FOB)						Imports (CIF)					
		2012	2013	2014	2015	2016	2017	2012	2013	2014	2015	2016	2017
Hungary	944	0.0	0.7	0.6	0.3	1.2	6.4	7.3
Poland	964	0.0	0.1	0.1	0.0	0.5	1.0	0.9	0.7	0.4	1.2
Romania	968	0.0	0.0	0.0	0.3	0.3	1.2	0.4	0.3	0.5
Turkey	186	0.0	0.0	0.0	0.1	0.0	0.2	1.4	4.1	6.7	4.4	10.3	2.7
CIS	901	0.0	0.0	0.2	0.1	0.1	0.0	0.0	0.2	0.5	0.0	0.2	0.7
Azerbaijan, Rep. of	912	0.1
Georgia	915	0.2
Russian Federation	922	0.0	0.0	0.2	0.1	0.1	0.0	0.2	0.0	0.1	0.3
Ukraine	926	0.0	0.2	0.3	0.0	0.1	0.1
Mid East, N Africa, Pak	440	3.5	2.9	4.2	59.8	14.9	5.8	10.5	14.1	13.0	14.0	9.0	10.3
Algeria	612	1.3	0.0	0.0
Bahrain, Kingdom of	419	0.0	0.0	0.1	0.0	0.0	0.0	0.0	0.0	0.0	0.0	0.0	0.0
Egypt	469	0.0	0.1	0.1	0.1	0.1	0.3	0.5	1.2	0.8	0.8	0.9	0.5
Iran, I.R. of	429	0.0	0.0	0.0	0.0	0.0	0.0	0.4	0.1	0.3	0.1	0.1	0.1
Jordan	439	0.2	0.0	0.0	0.0	0.2	0.0	0.1	0.3	0.4	1.2
Kuwait	443	0.1	0.1	0.0	56.1	0.1	0.2	0.0	0.0	0.0	0.0	0.0	0.0
Lebanon	446	0.0	0.0	0.2	0.2	0.2	0.2	0.3	0.2
Morocco	686	0.0	0.0	0.0	0.0	0.1	0.0	0.0	0.0	0.0	0.0
Oman	449	0.6	0.9	1.3	0.7	0.7	0.2	0.5	0.6	1.4	1.4	0.1	0.1
Pakistan	564	0.0	0.1	0.1	0.1	0.1	0.3	0.7	0.5	1.0	0.8	0.9	0.5
Qatar	453	0.8	0.4	0.0	1.0	0.1	0.2	0.0	0.0	0.0	1.6	0.0	0.0
Saudi Arabia	456	0.7	0.3	0.4	0.9	0.2	0.5	1.7	1.7	2.3	2.1	1.7	2.2
Syrian Arab Republic	463	0.2	0.1	0.0	0.0	0.0	0.0
Tunisia	744	0.0	0.1	0.0	0.0	0.0	0.0	0.0	0.0	0.0	0.0
United Arab Emirates	466	1.0	1.0	1.9	0.7	12.3	4.0	6.3	9.6	6.9	6.5	4.5	5.3
Yemen, Republic of	474	0.1	0.1	0.0
Sub-Saharan Africa	603	0.5	0.7	0.5	0.3	0.9	0.5	5.3	2.9	7.3	2.4	2.6	3.1
Angola	614	0.0	0.1
Chad	628	0.1	0.1	0.1	0.1	0.0	0.0
Eswatini, Kingdom of	734	1.2	0.0	2.9	0.1	0.0	0.0
Estonia	939	0.1	0.0
Gabon	646	0.1
Ghana	652	0.0	0.1	0.0	0.0	0.1	0.0	0.0	0.0
Kenya	664	0.0	0.1	0.0	0.6	0.0	0.0	0.0	0.0	0.0	0.0	0.0
Malawi	676	0.2	0.2	0.1	0.1	0.1	0.2
Niger	692	0.2
Nigeria	694	0.5	0.7	0.4	0.1	0.3	0.4	0.0	0.0	0.0	0.0	0.0	0.0
South Africa	199	3.7	2.5	4.0	2.0	2.2	2.5
Tanzania	738	0.1	0.0	0.0	0.0	0.1	0.0	0.0	0.0
Western Hemisphere	205	0.1	0.3	0.2	0.2	2.9	1.7	15.7	17.5	12.0	14.5	10.8	21.0
Argentina	213	0.0	0.0	0.0	0.0	0.0	0.0	0.3	6.6	3.7	6.7	6.5	13.7
Brazil	223	0.1	0.0	0.2	0.0	0.0	0.0	8.0	2.5	1.1	0.8	0.8	0.7
Chile	228	0.1	0.0	0.0	0.0	0.1	0.3	0.1	0.4	0.2	0.9
Colombia	233	0.0	0.0	0.0	0.0	0.0	0.0	0.0	0.1
Costa Rica	238	0.0	0.3
Mexico	273	0.0	0.0	0.0	0.0	0.0	6.4	7.8	6.9	6.1	3.0	5.0
Netherlands Antilles	353	0.0	2.6	1.6
Paraguay	288	0.1
Peru	293	0.0	0.0	0.0	0.0	0.0	0.2	0.0	0.1
Uruguay	298	0.1	0.0	0.8	0.2	0.1	0.1	0.2	0.2
Venezuela, Rep. Bol.	299	0.0	0.2	0.0	0.0	0.0	0.0	0.0	0.0	0.0	0.0
Other Countries n.i.e	910	0.0	0.1	0.1	0.0	0.6	0.3	0.3	0.7	0.9	1.2
Korea, Dem. People's Rep.	954	0.0	0.1	0.1	0.0	0.6	0.3	0.3	0.7	0.9	1.2
Memorandum Items													
Africa	605	0.5	0.7	0.6	0.3	2.2	0.5	5.4	2.9	7.3	2.4	2.6	3.2
Middle East	405	3.4	2.8	4.0	59.6	13.5	5.5	9.8	13.5	12.0	13.2	8.1	9.7
European Union	998	31.8	16.1	19.2	23.6	38.5	19.7	343.6	339.7	412.8	350.3	313.5	399.1
Export earnings: fuel	080	3.7	3.5	4.2	59.8	15.1	5.5	9.0	12.2	11.2	12.0	6.7	8.5
Export earnings: nonfuel	092	12,977.3	11,432.6	10,610.4	6,292.9	4,897.4	5,581.4	3,537.2	3,581.4	3,563.3	3,218.3	2,657.7	3,073.1

Bulgaria (918)

In Millions of U.S. Dollars

		Exports (FOB)						Imports (CIF)					
		2012	2013	2014	2015	2016	2017	2012	2013	2014	2015	2016	2017
IFS World		13,636.0	15,119.0	14,994.1	13,024.6	13,645.6	15,454.3	16,725.2	17,535.9	17,721.3	14,930.6	14,806.7	17,494.7
World	001	26,667.3	29,579.8	29,245.7	25,370.9	26,572.4	30,073.4	32,709.2	34,308.8	34,650.7	29,205.6	28,932.8	34,136.4
Advanced Economies	110	13,999.3	16,086.8	16,593.9	14,551.2	15,154.3	17,107.5	16,333.7	17,327.2	18,026.2	15,786.0	15,870.6	18,027.7
Euro Area	163	11,583.1	13,146.5	13,373.2	11,866.1	12,484.4	14,181.7	13,931.6	14,586.9	15,062.4	13,152.3	13,165.6	15,145.2
Austria	122	488.2	532.2	504.5	456.0	508.9	554.5	1,004.9	944.2	984.6	787.9	799.6	823.0
Belgium	124	984.1	854.1	1,200.7	939.9	714.0	1,270.9	572.5	636.0	714.6	671.8	672.5	722.2
Cyprus	423	107.3	98.9	131.3	171.2	90.7	91.2	101.9	57.3	46.2	45.2	32.7	146.5
Estonia	939	14.4	24.6	28.0	23.1	24.1	27.2	7.4	14.1	24.0	12.9	18.3	34.7
Finland	172	46.9	50.0	101.1	66.6	45.5	50.3	78.7	61.1	64.3	67.1	74.9	72.8
France	132	1,066.0	1,275.2	1,260.0	1,083.9	1,177.8	1,235.7	954.1	1,020.4	1,053.8	923.5	911.3	985.0
Germany	134	2,734.9	3,640.7	3,527.3	3,211.2	3,560.0	4,058.1	3,639.8	3,711.9	4,250.3	3,765.3	3,787.3	4,192.1
Greece	174	1,920.5	2,052.4	1,964.6	1,675.8	1,826.0	1,943.6	1,983.9	1,905.4	1,770.1	1,405.3	1,392.5	1,508.2
Ireland	178	39.1	39.9	91.1	33.3	37.5	52.6	108.8	109.0	103.1	90.2	108.6	129.2
Italy	136	2,267.9	2,553.1	2,634.3	2,372.3	2,403.1	2,499.0	2,167.6	2,551.3	2,445.7	2,209.4	2,291.5	2,477.0
Latvia	941	35.1	33.4	34.1	28.3	30.3	33.6	21.7	14.3	16.2	32.0	39.2	40.3
Lithuania	946	45.2	56.4	61.9	55.2	63.2	80.7	60.2	53.9	57.5	48.8	56.3	51.8
Luxembourg	137	4.9	4.5	3.5	6.0	6.8	10.6	26.7	63.0	100.6	88.6	96.5	103.6
Malta	181	14.3	30.2	50.1	57.4	41.7	21.0	56.6	8.8	96.3	11.2	19.0	44.3
Netherlands	138	488.1	638.5	656.9	599.1	706.1	748.4	982.3	908.2	953.0	978.6	1,055.8	1,259.5
Portugal	182	236.3	190.7	136.6	105.4	113.8	134.4	90.8	67.5	69.6	61.7	52.8	59.3
Slovak Republic	936	162.0	219.6	213.3	187.6	182.3	234.9	422.7	445.5	412.1	419.5	388.4	441.5
Slovenia	961	239.0	165.5	163.3	204.2	219.3	234.4	207.4	225.5	234.3	193.3	224.0	249.3
Spain	184	689.1	686.3	610.4	589.7	733.3	900.5	1,443.6	1,789.6	1,666.1	1,339.8	1,144.6	1,805.0
Australia	193	26.6	29.3	27.2	25.1	36.0	26.0	11.7	194.9	10.4	151.0	37.3	12.3
Canada	156	136.8	100.4	52.5	45.8	54.4	45.2	44.1	21.9	40.6	30.9	53.3	71.4
China,P.R.: Hong Kong	532	64.8	63.7	63.0	61.2	66.3	66.5	74.3	73.4	86.0	84.3	92.3	104.9
China,P.R.: Macao	546	1.0	0.8	1.5	0.0	0.1	0.1	0.3	1.1	0.6	1.1	1.0	0.4
Czech Republic	935	326.7	379.4	423.2	436.9	444.9	618.4	630.1	701.2	779.4	621.0	614.6	774.2
Denmark	128	122.0	135.2	138.9	139.3	160.2	182.0	116.8	123.7	140.6	138.0	132.4	156.7
Iceland	176	0.9	0.9	1.5	1.2	1.3	1.3	0.2	0.3	1.2	1.8	1.7	1.5
Israel	436	107.2	120.6	126.8	106.7	97.4	83.1	74.0	61.0	90.8	41.6	55.7	57.9
Japan	158	31.0	37.7	37.8	43.0	45.3	45.4	81.5	88.1	111.7	93.7	105.4	119.1
Korea, Republic of	542	150.4	158.8	95.5	58.8	90.2	48.0	120.6	114.0	108.4	93.9	123.6	128.6
New Zealand	196	4.8	5.9	15.5	15.1	6.0	4.0	6.1	6.2	6.5	5.2	9.5	9.3
Norway	142	39.4	47.1	47.2	27.0	38.9	38.4	10.2	20.9	22.0	18.4	25.7	34.3
San Marino	135	0.0	0.1	0.0	0.0	0.5	0.8	0.3	0.3	0.7	0.9	0.5	0.5
Singapore	576	59.9	446.7	755.3	376.6	201.8	205.8	19.0	17.3	27.7	31.1	30.9	39.8
Sweden	144	120.9	143.7	185.5	168.5	200.9	248.0	170.2	193.6	198.9	180.4	182.5	218.7
Switzerland	146	207.1	210.8	162.7	99.3	151.2	154.7	267.7	263.2	232.5	214.3	217.7	240.2
Taiwan Prov.of China	528	31.3	31.6	26.3	23.4	28.5	28.1	83.4	89.4	142.9	123.1	124.1	114.0
United Kingdom	112	511.7	624.0	648.6	649.9	653.9	736.0	469.5	507.4	589.8	533.6	665.4	536.8
United States	111	473.7	403.8	411.6	407.2	392.1	394.2	222.1	262.5	373.3	269.3	231.3	261.7
Emerg. & Dev. Economies	200	12,266.1	13,111.7	12,088.2	10,090.0	10,247.0	11,461.0	16,220.0	16,815.1	16,454.9	13,142.3	12,740.2	15,692.2
Emerg. & Dev. Asia	505	954.3	1,131.6	966.1	876.8	905.4	1,005.4	1,252.7	1,413.1	1,516.1	1,445.6	1,507.5	1,724.0
Bangladesh	513	15.5	3.3	4.1	26.4	15.8	3.2	2.0	8.5	2.4	2.0	2.5	3.4
Bhutan	514	0.0	0.0	0.3
Brunei Darussalam	516	0.1	0.1	0.0	0.1	0.3	0.1	0.0	0.0
Cambodia	522	0.5	0.6	0.3	0.8	0.4	1.4	0.3	25.7	9.5	3.1	5.4	4.3
China,P.R.: Mainland	924	763.6	866.8	708.2	596.2	513.6	720.4	974.7	1,019.0	1,147.9	1,076.1	1,151.1	1,252.9
Fiji	819	0.1	0.2	0.1	0.1	0.1	0.1	0.0	0.0	0.0
F.T. New Caledonia	839	0.1	0.4	0.4	0.0	0.0	0.1	0.0	0.0	0.0	0.0
India	534	43.7	43.6	64.2	62.3	113.6	110.9	96.3	163.5	151.9	156.6	134.7	158.3
Indonesia	536	23.8	34.6	37.1	55.6	37.9	24.6	33.0	37.7	43.6	40.8	40.6	53.9
Kiribati	826	0.1	0.0
Lao People's Dem.Rep	544	0.1	0.0	0.1	0.1	0.1	0.0	12.1	0.5
Malaysia	548	23.3	60.5	33.3	29.2	27.5	28.0	29.5	40.1	43.4	45.9	48.6	96.1
Maldives	556	0.3	0.0	0.1	0.1	0.2	0.3	0.0	0.0	0.0	0.0
Marshall Islands	867	2.1	2.6	3.0	1.7	0.1	0.2	0.0	0.0	0.0	0.0	0.1
Mongolia	948	3.9	3.6	1.7	1.5	1.9	1.8	0.0	0.1	0.0	0.0	0.0	0.0
Myanmar	518	0.1	0.1	0.5	0.5	1.6	4.2	0.1	0.0	2.7	5.4	0.6	0.6

Bulgaria (918)

In Millions of U.S. Dollars

		Exports (FOB)						Imports (CIF)					
		2012	2013	2014	2015	2016	2017	2012	2013	2014	2015	2016	2017
Nepal	558	0.4	0.7	0.2	0.8	1.6	0.2	0.0	0.0	0.1	0.0	0.0	0.0
Papua New Guinea	853	0.2	0.0	0.3	0.0	0.1	1.4	0.0	0.0	0.0
Philippines	566	16.8	45.4	47.5	24.0	46.8	30.6	45.7	50.3	17.3	19.7	30.8	45.2
Samoa	862	0.1
Sri Lanka	524	4.7	4.7	7.1	4.9	3.9	5.1	1.5	2.0	2.0	2.0	2.3	2.3
Thailand	578	31.3	40.8	33.1	31.6	40.2	45.6	27.3	25.5	28.0	31.2	45.3	57.2
Tuvalu	869	0.0	0.1	0.0	0.0	0.0
Vanuatu	846	0.1	0.0	0.0	0.0	0.0
Vietnam	582	23.3	23.4	24.6	40.3	99.7	28.2	40.5	40.5	67.4	50.5	45.7	49.2
Asia n.s.	598	0.3	0.3	0.4	0.2	0.2	0.2	0.0	0.0	0.0	0.1	0.1
Europe	170	9,394.2	9,481.1	9,022.6	7,392.9	7,516.3	8,663.2	14,113.7	14,727.4	13,762.8	10,827.5	10,247.9	12,636.9
Emerg. & Dev. Europe	903	7,725.8	7,614.1	7,504.3	6,404.0	6,578.5	7,323.3	6,096.6	7,123.3	7,334.5	6,433.3	6,915.8	8,139.6
Albania	914	64.3	82.2	80.2	63.3	71.9	88.2	24.4	22.7	24.9	21.6	17.5	20.6
Bosnia and Herzegovina	963	45.1	52.1	55.8	67.0	73.8	76.4	20.3	33.7	57.0	33.4	48.0	44.7
Croatia	960	101.3	66.6	123.3	106.1	123.5	129.2	39.0	48.8	59.9	65.9	69.7	90.0
Faroe Islands	816	0.0	0.1	0.0	0.0	0.0	0.5	0.0	0.0	0.5	0.9	0.3
Gibraltar	823	944.1	530.6	214.9	27.8	25.0	59.7	0.0	0.2	0.0	0.0	0.1	0.0
Hungary	944	310.1	366.2	395.5	388.4	432.4	522.4	977.3	1,043.6	1,168.9	1,082.1	1,102.2	1,207.8
Kosovo	967	49.9	54.2	62.5	51.4	63.8	71.2	0.5	1.6	6.3	9.1	13.6	10.7
Macedonia, FYR	962	504.9	467.1	455.6	397.2	396.7	409.0	323.9	358.0	354.5	287.6	284.5	355.0
Montenegro	943	18.3	22.4	17.5	19.6	16.7	16.3	0.8	1.4	3.0	2.0	1.4	3.7
Poland	964	465.9	536.7	601.5	587.2	648.0	709.4	717.7	971.6	946.4	910.2	1,168.5	1,236.1
Romania	968	2,144.0	2,283.7	2,322.1	2,091.6	2,294.6	2,467.9	2,142.1	2,285.8	2,370.4	1,980.5	2,005.7	2,410.7
Serbia, Republic of	942	568.2	495.2	445.7	412.8	390.1	452.2	324.6	349.6	392.0	386.0	409.6	656.6
Turkey	186	2,509.8	2,657.0	2,729.8	2,191.5	2,042.0	2,321.3	1,525.5	2,006.1	1,951.2	1,654.6	1,794.1	2,103.3
CIS	901	1,668.4	1,866.7	1,518.2	988.8	937.8	1,339.8	8,017.0	7,604.1	6,428.2	4,394.1	3,332.1	4,497.3
Armenia	911	25.4	22.2	24.5	20.9	20.2	31.1	0.6	5.3	0.8	1.7	0.3	0.4
Azerbaijan, Rep. of	912	37.5	40.5	39.9	24.0	12.0	17.1	0.3	0.3	0.5	0.1	0.4	0.2
Belarus	913	34.2	40.3	57.1	30.2	29.8	34.1	30.7	25.6	30.9	35.2	26.1	23.2
Georgia	915	366.3	247.9	245.9	179.3	183.0	161.0	222.3	284.4	285.9	252.6	158.7	334.8
Kazakhstan	916	39.0	44.9	45.6	24.3	20.8	25.5	50.8	59.2	47.9	27.7	19.0	15.4
Kyrgyz Republic	917	2.5	3.2	3.3	3.8	2.0	2.7	4.7	6.8	3.1	4.5	4.2	3.3
Moldova	921	89.6	92.8	101.8	55.9	59.2	74.9	27.9	33.3	40.5	29.3	72.6	81.8
Russian Federation	922	722.2	774.2	699.4	443.3	433.0	816.3	6,810.7	6,349.3	5,256.2	3,514.3	2,585.3	3,502.6
Tajikistan	923	0.9	0.7	1.6	0.8	2.6	0.8	4.9	0.1	0.1	0.0
Turkmenistan	925	22.0	7.8	25.8	10.7	2.9	2.5	40.1	71.4	49.5	7.0	10.3	9.8
Ukraine	926	312.2	568.5	249.1	177.3	157.2	158.3	823.5	761.4	710.9	519.7	453.4	521.3
Uzbekistan	927	16.6	23.8	24.3	18.4	15.1	15.8	5.3	2.2	2.0	1.9	1.5	4.4
Europe n.s.	884	0.0	0.3	0.1	0.0	0.1	0.1	0.0	0.0	0.0	0.0	0.0	0.0
Mid East, N Africa, Pak	440	1,290.8	1,915.7	1,769.9	1,475.5	1,502.4	1,287.3	393.8	323.3	697.5	548.1	672.1	1,048.9
Afghanistan, I.R. of	512	5.4	4.8	2.7	2.0	1.3	1.1	0.0	0.0	0.0	0.2	0.0	0.1
Algeria	612	73.8	107.7	208.7	71.8	248.4	95.9	0.0	2.3	0.2	15.6	2.8	0.9
Bahrain, Kingdom of	419	2.4	2.3	1.9	1.7	2.3	1.7	0.9	0.6	0.0	0.0	0.1	0.4
Djibouti	611	0.6	0.2	0.1	17.6	0.1	9.8	0.0	0.0	0.0	0.0	0.0
Egypt	469	221.7	236.8	246.5	418.0	317.9	409.0	73.8	80.2	204.2	113.4	400.4	630.8
Iran, I.R. of	429	22.9	47.8	122.6	138.9	75.5	59.1	5.8	2.4	41.7	15.7	27.8	59.4
Iraq	433	258.8	146.0	50.5	33.3	41.0	39.9	0.1	0.1	0.1	0.1	0.0	29.6
Jordan	439	26.6	35.4	19.5	24.9	27.6	19.5	106.7	59.5	110.4	64.4	21.7	28.8
Kuwait	443	5.5	5.8	5.8	6.5	8.0	7.5	3.1	1.9	1.3	0.2	0.3	2.7
Lebanon	446	89.1	241.3	134.3	89.9	164.2	68.4	12.2	18.2	23.5	29.9	33.0	50.3
Libya	672	41.4	158.9	180.1	86.2	88.0	67.1	0.0	6.5	90.7	91.4	4.1	7.5
Mauritania	682	0.1	0.2	0.1	0.1	5.0	0.8	0.1	0.1	0.1
Morocco	686	15.3	78.3	92.3	47.2	70.8	77.3	26.7	20.6	57.7	78.7	104.3	127.2
Oman	449	14.6	25.5	25.2	40.9	6.9	9.7	13.4	13.2	10.3	0.2	3.3	2.2
Pakistan	564	15.7	25.1	14.5	13.7	15.1	16.0	14.8	13.9	20.3	16.1	15.8	21.3
Qatar	453	6.3	9.8	9.1	8.2	8.2	11.0	2.1	4.8	2.3	1.1	1.8	2.0
Saudi Arabia	456	149.1	87.3	68.1	101.9	65.7	39.6	11.5	14.9	26.0	9.8	21.0	32.5
Somalia	726	0.0	0.0	0.0	0.9	0.1	7.9
Sudan	732	0.9	1.2	1.2	2.4	3.1	35.4	0.0	0.1	0.0	9.5	0.6	0.7
Syrian Arab Republic	463	25.1	96.3	107.5	26.0	20.2	21.9	45.1	25.6	24.3	8.3	1.0	0.3

Bulgaria (918)

In Millions of U.S. Dollars

		Exports (FOB)						Imports (CIF)					
		2012	2013	2014	2015	2016	2017	2012	2013	2014	2015	2016	2017
Tunisia	744	101.6	255.7	115.5	96.2	65.9	112.8	7.7	4.3	18.2	14.6	9.2	11.4
United Arab Emirates	466	203.8	348.0	358.9	237.0	256.4	173.7	69.9	54.2	66.0	78.8	23.5	30.9
West Bank and Gaza	487	0.5	0.3	0.3	1.2	0.5	0.8	0.0	0.0
Yemen, Republic of	474	9.6	0.9	4.6	9.8	9.5	9.2	0.0	1.1	2.1
Sub-Saharan Africa	603	504.2	475.4	229.9	232.0	200.3	304.5	68.9	198.6	286.7	182.6	147.8	103.6
Angola	614	1.2	1.3	1.2	1.0	0.9	0.9	0.0	0.0	0.0	0.0	0.0
Benin	638	0.4	1.1	1.0	1.0	0.9	1.6	1.0	0.1
Botswana	616	0.0	0.3	0.0	0.1	1.2	1.2	0.0	0.0	0.0	0.0	0.0
Burkina Faso	748	0.1	0.1	0.1	0.1	0.9	0.4	0.0
Burundi	618	0.1	0.1	0.2	0.2	0.1	0.9	0.0
Cabo Verde	624	0.2	0.0	0.6	0.0	0.6	0.1	0.0
Cameroon	622	1.0	3.8	1.0	1.3	3.3	2.4	0.3	0.3	0.3	0.2	0.3	2.5
Central African Rep.	626	0.2	0.2	0.2	0.2	0.2	0.3	0.0	0.0	0.0
Chad	628	0.1	0.2	0.3	0.3	0.0	0.2
Comoros	632	1.0	0.3	0.1	0.2	0.0	0.0
Congo, Dem. Rep. of	636	0.6	0.5	0.6	0.1	0.3	0.3	0.0	0.0	0.1
Congo, Republic of	634	0.9	0.9	2.5	0.5	0.7	0.6	0.0	2.4	38.0	7.6	0.1	0.3
Côte d'Ivoire	662	2.6	2.0	2.1	1.7	2.8	17.1	3.3	3.9	14.2	16.0	17.4	7.0
Equatorial Guinea	642	2.8	1.6	0.5	0.1	0.2	0.1	0.0	18.9	0.1	0.5	0.4
Eritrea	643	0.0	0.0	0.0	0.0	0.0	0.0	0.0	6.4	34.9	9.9
Eswatini, Kingdom of	734	0.0	0.0	0.0	1.3	0.0	0.0
Estonia	939	14.4	24.6	28.0	23.1	24.1	27.2	7.4	14.1	24.0	12.9	18.3	34.7
Ethiopia	644	5.0	7.2	6.7	29.8	13.9	12.2	5.8	6.0	9.8	8.3	6.1	4.6
Gabon	646	0.2	0.3	0.8	0.2	0.3	0.4	0.0	0.0	0.0	0.0	0.4	1.0
Gambia, The	648	0.2	0.0	0.0	0.0	0.2	0.0	0.0
Ghana	652	3.7	9.9	7.3	9.8	10.2	11.2	1.0	8.2	23.0	45.4	37.0	24.2
Guinea	656	2.2	3.2	0.7	1.1	2.4	1.5	0.0	0.0	0.1
Kenya	664	3.4	4.2	5.9	4.3	4.8	5.3	0.5	1.2	0.3	0.7	0.4	0.7
Liberia	668	4.7	3.5	2.3	2.1	2.0	0.9	0.0	0.0	0.0	0.0	0.3	0.0
Madagascar	674	0.1	0.7	1.4	1.1	0.2	0.2	0.0	0.1	0.3	0.3	0.1	0.2
Malawi	676	0.9	1.6	2.6	0.6	0.9	0.8	2.4	2.0	9.3	0.8	1.4	0.1
Mali	678	8.3	3.7	0.5	0.7	1.4	1.4	0.0	0.0	0.0
Mauritius	684	2.8	0.6	0.4	0.6	2.1	2.0	0.5	1.0	0.9	0.8	3.1	0.7
Mozambique	688	0.9	3.8	0.5	0.3	0.1	0.1	0.0	33.6	45.0	23.2	39.8	5.8
Namibia	728	260.4	181.8	95.5	94.3	54.1	147.8	0.0	0.3	0.0	0.1	0.1	0.0
Niger	692	0.3	0.3	1.0	0.9	0.6	0.5	0.0	0.0
Nigeria	694	8.2	27.5	5.5	4.1	3.8	8.0	1.7	1.1	13.0	2.1	2.0	1.1
Rwanda	714	0.6	0.7	1.4	2.0	2.0	1.3	0.2	0.7	0.0	0.0	0.0
Senegal	722	1.5	1.7	1.1	0.7	0.9	0.2	0.3	0.0	2.1	2.4	2.3
Seychelles	718	0.1	0.3	1.9	3.4	2.3	4.2	0.6	0.1	0.0	0.0	0.0	0.1
Sierra Leone	724	2.8	1.8	0.7	1.1	0.5	0.1	0.0	0.0
South Africa	199	151.2	194.2	55.2	62.1	76.0	67.7	43.0	52.4	29.6	13.9	20.2	33.6
South Sudan, Rep. of	733	0.1	0.0	0.0	0.0	0.0
Tanzania	738	2.0	5.6	4.0	3.1	6.3	6.4	0.0	70.0	61.7	22.2	2.7	16.1
Togo	742	30.1	0.5	21.8	0.4	0.6	0.5	0.0	0.0
Uganda	746	1.1	8.7	1.3	1.8	0.6	2.8	2.0	2.5	1.5	1.1	1.3	2.3
Zambia	754	0.4	0.4	0.3	0.3	1.4	0.2	0.0	0.5	1.7	0.1	0.0	0.2
Zimbabwe	698	2.1	0.8	0.6	0.5	0.6	2.5	6.1	13.0	12.0	2.9	1.0	0.3
Western Hemisphere	205	122.5	107.9	99.7	112.9	122.5	200.7	390.9	152.7	191.7	138.5	164.9	178.8
Antigua and Barbuda	311	1.1	0.9	0.8	0.5	0.1	0.1	0.0	0.0
Argentina	213	6.3	9.6	3.8	3.8	7.4	29.3	13.0	12.3	13.2	17.6	22.2	54.7
Aruba	314	0.0	0.2	0.0	0.3	0.2	0.4	0.1	0.0	0.0	0.0	0.0
Bahamas, The	313	0.9	0.3	1.0	1.7	0.1	44.3	0.0	0.0	0.0	0.0	2.7	0.0
Barbados	316	0.1	0.0	0.0	0.1	0.1	0.0	0.1	0.0	0.0	0.0	0.0
Belize	339	1.2	3.2	6.5	5.3	0.0	0.9	0.0	0.0	0.3	0.1	0.7	0.3
Bolivia	218	0.2	0.4	1.2	0.7	0.5	1.1	0.0	0.0	0.2	0.2	0.2	0.1
Brazil	223	45.1	18.1	20.1	25.8	28.9	27.7	185.7	67.5	70.7	33.6	28.5	22.0
Chile	228	8.0	5.6	5.0	16.4	7.4	7.6	3.2	3.4	23.5	9.4	5.7	5.8
Colombia	233	4.7	2.8	5.3	4.5	4.8	5.0	0.2	0.9	4.0	2.6	4.8	2.6
Costa Rica	238	0.6	1.5	0.9	1.1	0.9	1.8	0.1	0.1	2.0	1.2	0.5	0.6

Bulgaria (918)

In Millions of U.S. Dollars

		Exports (FOB)						Imports (CIF)					
		2012	2013	2014	2015	2016	2017	2012	2013	2014	2015	2016	2017
Curacao	354	0.3	0.4	0.3	0.2	0.1	0.0	0.0	0.0
Dominica	321	0.0	0.0	0.0	0.0	0.1	0.1	0.0	0.0
Dominican Republic	243	1.7	1.0	1.6	4.9	6.3	4.2	0.3	18.4	0.4	0.6	0.6	0.7
Ecuador	248	1.3	1.5	1.7	1.3	2.3	2.1	11.8	10.4	15.3	14.4	15.2	18.8
El Salvador	253	0.4	0.9	0.6	0.3	0.7	1.1	0.0	0.0	0.0	0.0	0.0	0.2
Falkland Islands	323	2.7	4.6
Greenland	326	0.0	0.1
Guatemala	258	0.8	1.0	1.2	3.1	5.9	4.3	0.2	3.1	0.5	9.4	1.9	1.3
Guyana	336	0.3	0.0	0.5	0.0	1.0	0.1	0.0	0.0	0.0	0.0
Haiti	263	0.0	0.3	0.1	0.1	0.3	0.0	0.0
Honduras	268	0.1	0.1	0.3	0.3	0.9	0.5	3.5	3.1	8.5	9.6	6.7	6.7
Jamaica	343	0.1	0.3	0.2	0.1	0.2	1.0	18.7	0.0	0.0	0.0	0.0	0.0
Mexico	273	30.8	40.7	34.8	28.8	31.4	44.9	38.3	10.5	10.8	9.7	35.1	22.0
Netherlands Antilles	353	0.8	0.4
Nicaragua	278	0.0	0.1	0.0	0.2	0.6	0.5	0.0	0.0	0.1	0.6	1.3	3.8
Panama	283	3.4	4.4	3.5	3.3	4.3	6.0	0.0	0.1	0.2	0.1	0.2	0.1
Paraguay	288	0.9	0.4	0.2	0.2	1.5	0.9	0.0	0.0	0.0	0.0	0.3	0.7
Peru	293	4.2	8.5	4.9	3.3	8.8	10.6	106.2	12.7	34.1	23.3	26.7	27.5
Sint Maarten	352	0.1	0.1	1.8	1.8	1.4	0.0	0.2	1.0	0.0	0.0
St. Kitts and Nevis	361	0.2	1.0	1.3	0.1	0.0	0.1	0.0
St. Lucia	362	0.0	0.0	0.0	0.0	0.6	0.0
St. Vincent & Grens.	364	0.6	0.4	0.5	0.1	0.0	0.0	0.0	0.0	0.0	0.0
Suriname	366	1.2	0.8	0.5	0.9	3.2	1.9	0.0	0.0	0.0	0.0	0.0	0.0
Trinidad and Tobago	369	0.1	0.3	0.2	0.5	0.5	0.1	0.0	0.0	0.0	0.0
Uruguay	298	1.6	1.0	0.9	0.9	0.9	0.8	6.2	9.5	6.9	5.0	8.8	6.1
Venezuela, Rep. Bol.	299	2.2	2.0	1.3	0.8	1.1	0.3	2.5	0.3	0.0	0.0	0.2	0.0
Western Hem. n.s.	399	3.5	0.2	0.2	0.9	0.1	0.7	0.2	0.1	0.5	0.0	0.0	0.0
Other Countries n.i.e	910	9.6	3.0	2.1	2.3	3.0	1.5	6.7	15.1	4.5	8.9	1.2	1.6
Cuba	928	8.8	2.7	1.5	1.3	2.5	0.9	6.7	15.1	4.4	8.9	1.2	1.6
Korea, Dem. People's Rep.	954	0.8	0.3	0.7	1.0	0.6	0.6	0.0	0.0	0.0	0.0	0.0
Special Categories	899	37.3	42.4	54.9	39.8	168.6	209.7	0.2	0.0	0.0	28.8	17.8
Countries & Areas n.s.	898	355.1	336.0	506.7	687.5	999.5	1,293.7	148.7	151.3	165.1	268.3	292.0	397.1
Memorandum Items													
Africa	605	696.5	918.7	647.7	467.1	594.5	636.5	103.4	225.9	363.0	301.1	264.8	251.7
Middle East	405	1,077.4	1,442.5	1,334.9	1,224.6	1,091.8	938.1	344.6	282.1	600.9	413.3	539.3	879.4
European Union	998	15,685.6	17,681.9	18,211.8	16,434.1	17,442.8	19,795.1	19,194.3	20,462.6	21,316.7	18,664.0	19,106.7	21,776.3
Export earnings: fuel	080	1,631.0	1,846.3	1,866.6	1,252.9	1,294.0	1,394.5	7,024.9	6,596.2	5,682.2	3,789.1	2,724.1	3,722.7
Export earnings: nonfuel	092	25,036.3	27,733.6	27,379.1	24,118.0	25,278.4	28,678.9	25,684.3	27,712.6	28,968.4	25,416.6	26,208.7	30,413.7

Burkina Faso (748)

In Millions of U.S. Dollars

		Exports (FOB)						Imports (CIF)					
		2012	2013	2014	2015	2016	2017	2012	2013	2014	2015	2016	2017
IFS World		2,177.2	2,353.3	2,479.9	2,174.8	3,422.1	4,163.6	3,345.8	2,983.3
World	001	2,437.6	2,669.9	2,871.5	2,205.7	2,543.5	3,316.1	3,576.8	4,373.5	3,580.5	2,987.1	3,350.9	4,528.7
Advanced Economies	110	1,786.9	1,732.6	1,904.3	1,493.2	1,971.1	1,771.2	1,609.7	2,126.4	983.6	1,415.5	1,359.6	1,613.2
Euro Area	163	140.6	111.9	179.7	88.4	137.6	193.4	740.1	1,209.7	724.4	894.9	759.0	893.0
Austria	122	0.0	0.1	0.0	0.0	0.1	0.0	1.4	2.4	3.2	1.8	2.4	2.6
Belgium	124	7.6	6.3	30.2	1.4	3.6	2.4	65.9	125.4	103.9	87.0	58.9	86.7
Cyprus	423	0.0	0.0	0.0	0.1	0.1
Estonia	939	e 0.0	0.0	1.7	2.0	0.1
Finland	172	0.1	0.1	0.0	0.1	0.0	0.1	14.8	33.5	2.3	12.7	16.3	27.4
France	132	84.6	75.9	115.6	59.2	65.9	70.2	299.7	374.4	397.2	269.2	269.3	299.9
Germany	134	3.9	7.8	6.5	6.8	10.7	16.5	120.4	156.4	66.5	85.8	100.1	153.5
Greece	174	0.0	10.2	9.5	43.1	61.8	0.0	0.2	0.4	3.3	0.6	0.5
Ireland	178	0.0	0.0	0.0	0.0	0.0	4.4	13.1	6.5	7.9	9.0	12.1
Italy	136	1.6	2.6	3.1	0.7	2.2	25.5	52.1	60.1	39.7	65.5	56.1	57.3
Latvia	941	0.0	0.0	7.6	1.2	9.3
Lithuania	946	e 0.0	e 0.0	e 0.0	0.1	0.1	7.4	6.7
Malta	181	5.0	0.5	0.0	3.3	0.3
Netherlands	138	42.0	16.2	11.7	10.1	10.0	14.5	107.2	373.6	46.6	227.7	149.6	145.1
Portugal	182	0.1	2.2	0.5	0.0	0.0	11.3	11.1	9.4	9.6	8.0	14.6
Slovak Republic	936	0.0	0.2	0.2	5.2	6.0
Slovenia	961	0.0	0.0	0.1	0.0	0.3	0.3
Spain	184	0.9	0.6	1.8	0.6	1.9	2.4	57.8	59.1	48.2	114.7	69.2	70.5
Australia	193	0.5	0.6	0.1	0.0	0.1	0.3	50.6	33.5	8.3	16.9	34.3	84.2
Canada	156	6.8	6.0	1.7	12.2	17.9	0.3	44.7	105.1	28.6	24.2	29.7	36.6
China,P.R.: Hong Kong	532	0.7	0.1	5.2	0.1	1.8	0.6	0.9	0.9	3.1	1.2	0.6	2.7
Czech Republic	935	0.0	0.0	0.0	1.7	6.4	6.6	1.6
Denmark	128	10.8	21.7	16.0	15.2	25.8	30.7	10.5	18.2	17.3	10.7	13.9	21.2
Iceland	176	0.0	10.9	0.4	0.0	0.0	0.0
Israel	436	0.1	0.2	0.3	0.0	0.0	3.1	2.8	8.5	15.6	10.4	1.8
Japan	158	2.0	56.6	27.6	16.2	16.1	47.3	102.3	122.4	23.4	83.3	82.5	49.0
Korea, Republic of	542	0.1	0.1	0.0	8.4	6.2	9.6	37.3	96.7	35.1	55.2	45.9	58.3
New Zealand	196	5.0	0.0	0.0	0.0	0.0	6.3	3.3	0.6	1.4	2.1	1.0
Norway	142	0.0	0.0	0.0	0.0	0.0	0.1	2.4	2.4	0.2	3.9	1.7	1.6
Singapore	576	112.6	136.8	194.3	218.5	230.1	12.9	3.2	15.3	1.2	13.7	15.5	0.7
Sweden	144	0.2	0.3	0.8	0.3	0.2	0.1	45.9	63.0	20.6	31.6	35.6	37.4
Switzerland	146	1,407.8	1,384.4	1,422.3	1,101.6	1,495.7	1,461.4	21.3	8.9	10.3	4.6	5.1	6.1
Taiwan Prov.of China	528	0.0	0.0	0.1	0.0	0.0	8.8	8.0	5.4	7.2	8.2	6.8
United Kingdom	112	42.5	9.2	48.8	30.6	37.5	12.4	283.6	154.7	11.4	52.2	41.7	36.5
United States	111	57.0	4.8	7.6	1.4	2.1	2.1	248.8	270.7	83.0	192.4	266.9	374.8
Emerg. & Dev. Economies	200	650.7	937.3	960.7	711.8	571.6	1,543.2	1,966.8	2,239.7	2,596.9	1,534.0	1,981.2	2,902.4
Emerg. & Dev. Asia	505	88.6	310.4	165.8	318.9	210.6	589.2	707.3	849.4	531.6	546.9	817.1	1,293.0
Bangladesh	513	0.1	8.4	0.0	0.4	0.2	0.1	0.1	0.1	0.1
Brunei Darussalam	516	0.3	0.0	0.0
Cambodia	522	0.2	0.3	0.3	0.3	0.1	0.2	0.3
China,P.R.: Mainland	924	67.6	138.7	32.8	64.7	41.9	43.2	316.4	424.3	322.8	330.3	483.1	608.7
India	534	7.4	6.5	31.8	224.2	130.0	460.4	123.0	204.0	123.4	97.3	173.4	196.5
Indonesia	536	2.0	53.4	24.6	6.4	0.0	0.0	13.1	11.9	6.7	11.6	10.5	12.3
Malaysia	548	0.7	60.0	37.0	1.9	3.2	3.2	14.1	50.0	9.5	23.6	21.8	29.7
Maldives	556	e 0.7	e 0.8	e 0.9	e 0.9	e 1.0	e 1.1
Mongolia	948	e 0.0	e 0.0	e 0.0	e 0.0	e 0.0	1.1	0.1
Myanmar	518	e 0.0	e 0.0	e 0.0	37.2	20.9	5.7	3.9
Philippines	566	0.2	5.8	0.0	0.0	0.0	1.5	4.3	0.3	0.7	1.7	1.8
Sri Lanka	524	0.0	0.0	0.0	0.5	0.7	0.2	0.5	0.9	0.7
Thailand	578	0.0	15.7	22.7	0.1	40.2	40.0	49.3	60.9	72.2	373.7
Vanuatu	846	15.3	81.8
Vietnam	582	8.3	12.7	27.8	65.6	6.8	5.7	44.5	57.8
Asia n.s.	598	9.6	5.9	7.5	8.1	6.7	15.7	160.7	9.9	6.6	11.9	8.5	11.1
Europe	170	37.2	21.3	29.0	25.8	13.7	34.9	92.2	81.9	66.6	117.5	152.2	259.6
Emerg. & Dev. Europe	903	19.7	10.1	14.6	9.1	1.5	6.1	53.7	55.4	31.0	43.4	64.5	65.7
Albania	914	0.0	0.0	0.0	0.0	0.1	0.0	0.0

Burkina Faso (748)

In Millions of U.S. Dollars

		Exports (FOB)						Imports (CIF)					
		2012	2013	2014	2015	2016	2017	2012	2013	2014	2015	2016	2017
Bulgaria	918	7.4	0.2	6.2	0.0	0.5	0.2	0.1	0.1	0.1	0.0
Croatia	960	e 0.0	e 0.0	e 0.1	0.1	0.0	0.2	0.6
Gibraltar	823	0.0	0.0	10.7	0.2	0.3
Hungary	944	0.0	2.8	6.9	3.6	4.6	2.9	4.5
Montenegro	943	e 0.0	e 0.0	e 0.0	e 0.1
Poland	964	0.0	0.3	1.0	0.1	0.3	0.3	4.4	13.3	2.7	4.1	3.6	6.5
Romania	968	0.2	0.0	0.0	0.0	0.0	2.6	2.7	1.2	1.7	2.0	2.1
Serbia, Republic of	942	0.2	0.0	0.0	0.0	0.1
Turkey	186	12.1	9.8	13.3	2.6	1.2	5.8	43.4	32.2	23.3	21.9	55.4	51.5
CIS	901	0.0	0.5	0.7	1.8	0.1	0.1	38.5	26.4	35.5	74.1	87.7	193.9
Azerbaijan, Rep. of	912	1.8	0.0
Belarus	913	1.3	3.7	3.5
Georgia	915	0.0	0.1	0.1	0.0	0.0	0.0
Kazakhstan	916	0.0	0.0	0.2	0.0	0.0	0.0
Moldova	921	0.7	0.0	0.1	0.0	0.0	0.0
Russian Federation	922	0.0	0.5	0.0	0.0	0.0	38.5	26.4	22.7	60.1	75.8	174.0
Ukraine	926	0.0	0.0	12.5	12.7	8.1	16.3
Europe n.s.	884	17.5	10.7	13.7	14.8	12.2	28.6	0.0	0.1	0.1	0.0
Mid East, N Africa, Pak	440	31.1	22.3	10.5	15.4	7.5	18.7	74.8	103.3	101.2	114.3	126.8	153.8
Algeria	612	1.2	1.4	1.6	0.1	0.2	0.1	1.4	0.4	0.1	9.8	0.7	6.2
Bahrain, Kingdom of	419	0.4	0.0	0.0	0.0	0.1
Egypt	469	0.1	5.5	0.0	0.3	9.4	13.8	6.8	10.0	12.2	15.4
Iran, I.R. of	429	0.0	0.0	0.0	0.0	0.0	2.2	0.6	0.3	0.5	0.5	0.6
Jordan	439	0.0	0.0	0.1	0.3	0.0	0.0	0.1	0.2	0.0	0.1	0.1	0.1
Kuwait	443	0.0	0.0	0.0	0.0	0.3	0.3	5.6	7.3
Lebanon	446	1.1	0.3	0.4	0.6	0.7	0.1	2.5	6.8	10.9	3.7	17.5	17.3
Libya	672	0.1	0.0	0.2	0.1	0.0	0.1	0.0	0.0	0.0	6.0	1.0	1.2
Mauritania	682	2.8	1.9	1.8	2.1	3.5	7.5	2.2	0.4	0.6	0.0	3.1	4.0
Morocco	686	4.4	1.9	1.0	0.3	0.9	0.4	23.9	25.9	30.8	55.5	45.6	49.4
Oman	449	0.0	1.2	0.1	0.0
Pakistan	564	0.0	0.1	7.4	1.9	9.5	12.7	6.9	3.0	1.1
Qatar	453	0.0	0.7	0.3	0.1	0.1	0.8	1.3
Saudi Arabia	456	0.3	0.5	1.6	0.1	0.1	3.6	5.8	7.3	2.9	12.2	12.2
Somalia	726	0.1
Sudan	732	0.5	0.1	0.1	0.0	0.0	0.0	0.0	0.0	0.0	0.0	0.0
Syrian Arab Republic	463	0.2	0.1	0.1	0.3	0.1	0.0	0.0	0.0
Tunisia	744	1.4	1.3	0.9	0.0	0.1	0.5	16.2	20.4	14.3	8.6	13.0	21.5
United Arab Emirates	466	19.0	8.7	2.8	11.5	1.9	2.4	10.3	17.9	16.9	9.9	11.4	15.9
Sub-Saharan Africa	603	493.4	582.8	753.8	351.0	339.4	899.5	943.3	1,146.4	1,873.0	665.2	808.1	1,135.4
Angola	614	0.1	0.1	0.0	2.1	3.7	1.2	0.3	9.1	11.9
Benin	638	8.1	17.5	37.4	6.1	1.7	4.0	10.3	4.0	357.8	2.9	1.9	2.5
Botswana	616	2.0	0.5	0.1	0.2
Cabo Verde	624	0.1	0.0	0.0	0.0	0.0
Cameroon	622	1.7	3.1	2.4	0.3	0.7	1.7	7.4	14.1	1.0	7.7	4.3	5.6
Central African Rep.	626	0.1	0.0	0.0	0.1	0.0	0.0	0.0	0.0
Chad	628	1.4	2.7	0.5	0.4	0.1	0.2	0.0	0.0	0.0	0.0
Congo, Dem. Rep. of	636	0.1	0.1	0.2	0.2	0.1	0.2	0.0	0.1	0.2	0.0	0.0	0.0
Congo, Republic of	634	0.2	0.0	0.2	0.3	0.1	0.2	6.3	0.8	0.1	0.7	1.2	1.6
Côte d'Ivoire	662	47.0	60.6	149.2	77.4	107.8	220.3	337.4	387.5	603.6	249.3	287.2	450.7
Equatorial Guinea	642	0.0	0.1	0.0	14.5	39.8	0.1	4.7	10.7	13.9
Eritrea	643	0.1	0.1	0.0	0.1	0.3	0.0	0.0	0.0	0.0	0.0
Eswatini, Kingdom of	734	0.2	0.3	0.1	0.0	0.0	0.0	0.9	1.2
Estonia	939	e 0.0	0.0	1.7	2.0	0.1
Ethiopia	644	11.3	14.7	4.6	0.0	1.6	3.7	0.0	0.2	0.1	0.1	0.1	0.2
Gabon	646	4.2	3.0	0.5	0.0	0.1	0.3	0.0	1.1	0.0	0.0	0.1	0.2
Gambia, The	648	1.1	0.6	0.6	0.0	0.2	0.4	0.1	0.0	0.0	0.0
Ghana	652	43.5	55.1	71.5	52.1	59.0	141.6	97.6	129.9	206.9	118.8	161.4	219.7
Guinea	656	1.8	0.3
Guinea-Bissau	654	0.0	0.2	0.0	0.1	0.0	0.0	0.0
Kenya	664	1.5	2.4	0.1	0.0	0.0	0.4	0.3	0.4	0.1	0.2	0.1

Burkina Faso (748)

In Millions of U.S. Dollars

		Exports (FOB)						Imports (CIF)					
		2012	2013	2014	2015	2016	2017	2012	2013	2014	2015	2016	2017
Liberia	668	2.5	0.0	6.5	0.4	0.0	0.0	0.0	0.0	0.0
Madagascar	674	0.1	0.0	0.0	0.0	0.0	0.1	0.0	0.0	0.1	0.6	0.0	0.0
Malawi	676	0.0	0.2	0.0
Mali	678	85.1	174.4	251.1	28.2	21.5	50.7	73.5	75.1	38.4	42.6	70.0	91.0
Mauritius	684	0.0	0.0	0.1	0.0	0.1	0.2	0.0
Mozambique	688	0.1	0.1	0.0	0.0
Niger	692	22.1	34.3	45.1	29.7	14.3	43.6	16.2	131.7	129.1	20.7	30.7	39.9
Nigeria	694	2.4	1.8	3.7	0.4	0.2	0.4	73.8	25.6	9.7	11.9	12.4	15.4
Rwanda	714	0.1	0.0	0.1	0.0	0.0	0.0	0.2	0.0	0.0
Senegal	722	12.6	25.6	9.1	5.8	7.3	7.5	48.9	50.0	41.8	29.2	40.8	43.9
Seychelles	718	0.4	0.0	0.0	0.0
Sierra Leone	724	0.2	2.6	1.8	0.1	0.3	0.3	0.0	0.0	0.1	0.2
South Africa	199	220.5	144.4	115.2	84.9	90.9	342.0	94.1	98.5	48.9	77.0	58.4	115.3
Tanzania	738	0.0	0.1	0.4	0.3	0.8	0.0	0.2	0.9	0.0	1.5	1.6
Togo	742	19.0	22.0	46.8	55.3	28.9	70.2	158.7	182.7	432.3	98.1	116.4	120.3
Uganda	746	0.0	15.9	0.1	0.0	0.6	0.2	0.0	0.0	0.0	0.0
Zambia	754	0.0	0.0	0.3	0.0	0.1	0.7	0.0	0.0	0.0
Zimbabwe	698	0.1	0.0	0.0	0.1	0.0	0.0	0.0	0.0
Africa n.s.	799	6.4	3.9	5.0	5.4	4.4	10.5	0.0
Western Hemisphere	205	0.4	0.5	1.6	0.6	0.3	1.0	149.1	58.7	24.5	90.1	77.0	60.6
Anguilla	312	0.1
Argentina	213	0.0	2.9	1.0	0.5	3.0	0.5	0.5
Bahamas, The	313	2.3
Brazil	223	0.1	1.2	0.0	0.0	0.0	28.7	41.2	14.7	42.6	16.8	22.1
Chile	228	0.0	0.0	0.0	0.0	2.2	0.7	0.5	5.2	4.1	0.2
Colombia	233	0.1	0.0	0.0	0.3	66.8	0.1	18.8	1.4
Costa Rica	238	e 0.0	e 0.0	e 0.0	e 0.0	e 0.0	0.1	0.1	0.1	0.6	0.2	0.3
Curacao	354	0.0	1.8	0.7
Dominican Republic	243	13.1	0.0	0.0	0.0	0.0
Ecuador	248	0.0	0.1	0.0	0.0	0.0	0.0	0.0
Guatemala	258	0.0	0.0	0.0	0.5	3.1	17.6	19.2	19.2
Haiti	263	0.1	0.1	0.0	0.0
Jamaica	343	0.0	0.0	0.1	0.0	0.0
Mexico	273	0.0	0.1	0.9	3.4	2.8	2.5	4.3	0.2
Nicaragua	278	0.0	0.0	2.9	0.2	1.6	1.6
Panama	283	0.3	0.0	0.0	0.0
Paraguay	288	0.0	0.9
Peru	293	0.0	0.0	0.0	1.6	3.3	0.8	0.6	0.3	0.6
Trinidad and Tobago	369	0.0	4.7	2.2	0.0	17.0	4.9	6.4
Uruguay	298	0.1	0.9	0.0	0.0	0.1	0.0
Venezuela, Rep. Bol.	299	0.1	26.8	0.0	0.0	0.2	6.2	8.0
Western Hem. n.s.	399	0.4	0.2	0.3	0.3	0.2	0.6	0.0	0.0	0.0	0.0	0.0
Other Countries n.i.e	910	0.0	0.0	6.5	0.6	0.7	1.7	0.2	7.3	0.0	35.8	10.1	13.1
Cuba	928	0.2	0.0	0.0	2.5	3.2
Korea, Dem. People's Rep.	954	0.0	0.0	6.5	0.6	0.7	1.7	0.1	7.3	0.0	35.7	7.6	9.9
Countries & Areas n.s.	898	0.0	0.0	0.0	1.8
Memorandum Items													
Africa	605	503.8	589.5	759.1	353.5	344.2	908.0	987.0	1,193.5	1,918.8	739.1	870.5	1,216.6
Middle East	405	20.7	15.6	5.2	12.8	2.7	2.8	29.2	46.7	42.6	33.6	61.4	71.5
European Union	998	201.6	143.4	246.6	140.8	201.5	237.0	1,090.4	1,468.8	783.1	1,006.4	865.6	1,003.4
Export earnings: fuel	080	29.3	19.1	11.4	14.5	2.9	4.3	251.9	126.0	59.1	124.4	171.6	277.5
Export earnings: nonfuel	092	2,408.3	2,650.8	2,860.1	2,191.2	2,540.6	3,311.8	3,324.9	4,247.4	3,521.4	2,862.7	3,179.3	4,251.1

Burundi (618)

In Millions of U.S. Dollars

		Exports (FOB)						Imports (CIF)					
		2012	2013	2014	2015	2016	2017	2012	2013	2014	2015	2016	2017
IFS World		132.0	99.2	123.7	122.4	110.5	751.1	811.2	768.7	723.8	734.3
World	001	119.4	210.8	147.6	122.2	129.5	151.0	805.7	722.4	673.3	560.7	625.5	725.4
Advanced Economies	110	73.1	38.7	54.7	40.9	46.9	38.6	260.5	203.0	179.4	162.3	151.4	162.3
Euro Area	163	22.0	12.1	22.6	8.4	18.1	18.4	145.8	128.2	110.3	104.1	83.2	85.4
Austria	122	0.1	0.0	0.1	0.0	0.2
Belgium	124	10.0	4.4	5.9	4.3	7.3	7.7	75.7	50.5	41.8	34.5	28.3	28.2
Cyprus	423	0.0	0.0	0.0	0.4	0.0
Estonia	939	e 0.0	0.6	0.1
Finland	172	e 0.9	e 0.1	e 0.0	e 0.3	e 0.9	e 0.9	1.0	0.2	0.2	0.1	0.2	0.7
France	132	0.4	0.7	0.5	0.7	0.9	0.4	25.5	16.8	36.4	20.1	27.8	26.9
Germany	134	7.0	3.6	12.4	1.3	7.4	8.9	15.2	21.5	9.6	8.2	12.6	13.6
Greece	174	0.0	0.2	0.9	0.0	0.1	0.3	0.3
Ireland	178	0.0	0.2	0.0	0.1	0.1	0.1	0.1
Italy	136	2.7	2.0	2.6	1.1	0.6	0.2	13.1	12.1	6.7	4.2	6.1	5.2
Latvia	941	e 0.1	0.0
Lithuania	946	0.0	0.0	1.1	0.0	0.0
Luxembourg	137	e 0.0	0.0	0.1	0.0	0.0	0.0
Malta	181	e 0.3	e 0.0
Netherlands	138	1.0	1.3	1.1	0.7	0.8	0.2	8.6	24.2	13.4	35.5	7.0	8.4
Portugal	182	0.0	4.3	0.3	0.0	0.0	1.4
Slovak Republic	936	0.2	0.3	0.1
Spain	184	0.0	0.1	0.0	0.0	1.9	0.8	0.6	0.7	0.8	0.3
Australia	193	0.1	0.3	0.1	0.2	0.1	0.3	4.1	1.3	1.0	0.5	0.3
Canada	156	0.1	0.1	0.3	0.3	0.2	0.2	4.7	2.3	3.4	2.7	1.6	2.7
China,P.R.: Hong Kong	532	0.6	2.8	0.9	1.1	0.0	0.0	1.1	1.3	0.8	7.7	1.2	0.6
Czech Republic	935	1.2	0.1	0.0	0.0	0.0
Denmark	128	0.0	0.1	0.0	8.5	8.8	7.8	14.8	13.5	12.3
Israel	436	0.0	0.1	0.1	0.2	0.0	0.1	0.0
Japan	158	0.3	0.2	0.3	0.3	0.1	0.2	17.9	16.7	33.0	15.3	19.9	25.3
Korea, Republic of	542	0.1	0.1	0.0	0.2	0.1	0.0	0.8	1.2	1.2	2.1	1.9	4.3
New Zealand	196	0.0	0.2	1.8	0.0	0.0	0.0	0.0
Norway	142	0.1	0.3	0.1	0.1	0.1	0.2	0.0	0.1	0.2	0.1
Singapore	576	4.8	4.1	5.3	2.2	4.5	29.5	1.8	0.2	0.3	0.3	2.7
Sweden	144	0.0	0.2	0.2	0.0	0.7	0.6	0.4	0.1	0.3	3.0
Switzerland	146	32.1	15.3	23.5	22.5	22.0	7.8	10.7	6.1	6.8	1.3	4.5	1.6
Taiwan Prov.of China	528	e 0.1	e 0.1	e 0.1	e 0.3	e 0.2	e 0.9	0.2	0.3	0.4	0.1	0.1	0.2
United Kingdom	112	17.4	2.2	1.2	0.6	1.2	4.7	6.6	5.5	4.1	4.7	14.6	5.3
United States	111	0.5	0.8	0.8	1.4	2.4	1.7	30.5	25.6	9.6	7.9	9.2	18.5
Emerg. & Dev. Economies	200	45.9	171.8	92.5	81.0	82.2	112.0	545.0	519.1	493.7	398.4	474.0	562.9
Emerg. & Dev. Asia	505	6.7	1.3	1.8	1.3	1.5	2.6	174.7	146.6	170.0	162.3	202.8	212.8
Bangladesh	513	0.1	0.0	0.1	0.2	0.2	0.3	0.4
Brunei Darussalam	516	0.0	0.1
Cambodia	522	0.0	0.0	0.0	0.1
China,P.R.: Mainland	924	6.6	1.2	1.2	0.8	1.1	2.2	68.6	63.1	72.5	70.5	103.6	100.4
India	534	0.1	0.1	0.2	0.1	0.2	0.3	59.7	77.2	75.2	67.1	88.4	103.3
Indonesia	536	3.4	1.0	0.6	0.4	1.6	1.3
Malaysia	548	1.1	0.8	1.0	2.0	1.5	3.1
Philippines	566	e 0.0	e 0.0	0.0	0.0	0.1	0.1	0.2	0.2
Sri Lanka	524	0.1	0.0	0.0
Thailand	578	0.0	0.3	1.2	2.3	3.4	0.8	1.9	1.9
Vietnam	582	0.0	0.4	0.2	0.1	1.8	16.4	21.0	5.2	1.8
Asia n.s.	598	40.7	0.1	0.5	0.1	0.1	0.4
Europe	170	6.0	5.1	5.6	7.5	5.0	7.3	39.4	18.5	23.0	10.6	11.9	22.6
Emerg. & Dev. Europe	903	0.0	0.4	0.0	0.3	0.0	0.6	11.9	5.6	4.3	3.2	5.8	9.5
Bulgaria	918	0.3	0.0	0.1	0.1	0.1	0.2	0.0	2.0
Gibraltar	823	0.1	0.1	0.0
Hungary	944	0.0	0.0	0.1	0.1	0.1	0.3
Montenegro	943	e 0.0	e 0.0	e 0.4	e 0.1
Poland	964	0.0	0.0	0.1	0.2	0.2	1.8	0.1
Romania	968	0.0	0.3	0.1	0.1	0.2	0.2	0.1	0.0

Burundi (618)

In Millions of U.S. Dollars

		Exports (FOB)						Imports (CIF)					
		2012	2013	2014	2015	2016	2017	2012	2013	2014	2015	2016	2017
Serbia, Republic of	942	e 0.0	e 0.1	e 0.0	e 0.2	e 0.0	e 0.2	0.0
Turkey	186	0.0	0.0	11.7	4.9	3.5	2.5	3.6	7.1
CIS	901	0.0	0.2	0.0	1.7	0.0	0.2	3.1	12.9	18.6	7.4	6.1	13.1
Kazakhstan	916	e 0.0	e 0.0	e 0.0	e 1.7	e 0.0	e 0.0	0.1
Russian Federation	922	0.2	0.0	0.1	0.9	2.8	16.1	5.3	5.4	12.9
Ukraine	926	0.1	2.2	10.0	2.5	2.1	0.6	0.1
Uzbekistan	927	0.1
Europe n.s.	884	6.0	4.5	5.6	5.5	5.0	6.6	24.4	0.1	0.0	0.0	0.0
Mid East, N Africa, Pak	440	6.4	123.3	28.8	19.4	20.2	64.4	111.9	142.8	122.6	73.0	71.8	134.9
Bahrain, Kingdom of	419	e 0.0	e 0.0	e 0.0	e 0.0	e 0.0	3.1	0.5	0.4	0.5	0.0
Djibouti	611	0.0	0.0	0.3	0.3	0.0	0.0	0.0
Egypt	469	6.4	0.0	6.6	19.1	17.0	16.5	6.4	7.7	9.6
Iran, I.R. of	429	0.7	0.3	0.2	0.0	0.2
Jordan	439	0.2	0.1	0.7	0.0	0.0	0.1
Kuwait	443	e 0.0	e 0.0	0.3	0.0
Lebanon	446	0.0	0.1	0.0	0.0	3.2	0.5	0.0	0.0	0.2	0.1
Mauritania	682	0.1	0.0	0.0	0.0	0.1	0.0
Morocco	686	0.0	0.2	0.3	0.4	0.1	0.2	0.3
Oman	449	1.8	1.5	2.7	1.6	3.0	3.1	2.1	0.3	0.0	0.1
Pakistan	564	13.0	3.2	0.4	0.3	2.1	1.9	4.2
Qatar	453	e 0.2	0.0	0.0	0.6	0.5
Saudi Arabia	456	0.0	0.0	84.9	87.3	73.5	35.5	18.3	66.3
Sudan	732	1.5	2.3	2.2	2.5	3.3	0.1	0.0	0.0
Tunisia	744	0.2	0.2	0.1	0.1	0.3	0.9
United Arab Emirates	466	0.0	119.9	24.9	14.5	16.1	38.4	29.8	28.3	27.7	42.0	52.5
Sub-Saharan Africa	603	26.8	42.1	56.3	52.7	55.5	37.7	218.1	210.1	175.6	151.7	186.8	188.8
Benin	638	0.0	0.0	0.0	0.0	0.1	0.0	0.0	0.0
Burkina Faso	748	0.0	0.0	0.1	0.0	0.0	0.0	0.0
Cameroon	622	0.0	0.8	0.0	0.1	0.0	0.1	0.0	0.1	0.0
Central African Rep.	626	0.0	0.0	7.0
Congo, Dem. Rep. of	636	9.9	12.0	28.4	28.3	27.5	24.1	5.1	3.8	3.7	2.8	3.8	0.9
Congo, Republic of	634	0.0	0.0	0.0	0.0	0.0	0.0	0.0	0.2
Côte d'Ivoire	662	0.0	0.0	0.0	0.0	0.7	0.0	0.0	0.0	0.3	0.0
Eswatini, Kingdom of	734	0.1	0.0	0.0	0.1	1.4	0.1	0.9
Estonia	939	e 0.0	0.6	0.1
Ethiopia	644	0.0	0.0	0.0	0.0	0.0	0.1	0.7	0.8	0.1	0.1
Ghana	652	0.0	0.0	0.0	0.0	0.1	0.1	0.0	0.0
Guinea	656	0.3	0.0	0.1	0.0	0.0	0.0	0.0	0.0
Kenya	664	3.0	13.4	13.0	13.4	14.4	3.5	45.4	58.3	37.4	36.2	47.8	39.9
Madagascar	674	0.1	0.0	0.0	0.0	1.6	0.1	0.0
Malawi	676	0.0	0.0	0.1	0.0	0.0	0.0
Mali	678	0.0	0.1	0.0	0.0	0.0	0.1	0.0	0.0	0.1	0.2
Mauritius	684	0.1	0.4	0.4	0.6	2.0	1.4	0.7	0.2	0.1	0.5
Mozambique	688	0.0	0.0	0.1	0.0	0.0	0.0	3.3
Nigeria	694	0.0	0.1	0.4	0.0	0.0	0.0	0.0	0.0	0.0
Rwanda	714	4.3	8.0	6.4	4.6	5.5	2.3	10.7	10.4	8.5	6.4	13.0	6.7
Senegal	722	0.0	0.0	0.1	0.0	0.0	0.1	0.1	0.0	0.2	0.2
Seychelles	718	0.3	1.2	0.0
South Africa	199	0.9	0.1	0.5	0.0	0.2	0.2	29.3	20.3	33.0	24.3	7.7	7.5
Tanzania	738	1.3	2.6	2.7	2.2	1.3	1.2	48.5	58.8	56.3	44.0	51.6	52.9
Togo	742	0.0	0.0	0.0	0.3	0.0	0.0	0.0	0.0
Uganda	746	7.5	5.8	3.3	3.1	3.9	3.9	42.7	43.6	23.9	27.5	45.2	39.1
Zambia	754	0.1	0.2	0.3	0.8	1.0	34.4	12.7	9.0	6.1	16.1	29.5
Zimbabwe	698	0.0	0.0	0.0	0.0	0.1	0.2	0.2	0.4	0.2	0.0
Western Hemisphere	205	0.0	0.1	0.0	0.0	0.0	0.0	0.8	1.0	2.5	0.8	0.7	3.8
Argentina	213	e 0.0	e 0.0	e 0.0	e 0.0	0.0	0.0	0.0	0.0	2.7
Brazil	223	0.0	0.0	0.8	0.9	2.1	0.1	0.0	0.4
Colombia	233	0.1	0.0	0.0	0.0	0.0	0.0	0.0
Ecuador	248	0.0	0.1	0.0
Mexico	273	0.2	0.2	0.3	0.4

Burundi (618)

In Millions of U.S. Dollars

		Exports (FOB)						Imports (CIF)					
		2012	2013	2014	2015	2016	2017	2012	2013	2014	2015	2016	2017
Nicaragua	278	0.0	0.0	0.0	0.3	0.0
Suriname	366	0.0	0.2	0.2
Venezuela, Rep. Bol.	299	0.2
Western Hem. n.s.	399	0.0	0.0	0.1	0.0	0.1
Other Countries n.i.e	910	0.0	0.1	0.2	0.1	0.2	0.0	0.1	0.1
Korea, Dem. People's Rep.	954	0.0	0.1	0.2	0.1	0.2	0.0	0.1	0.1
Countries & Areas n.s.	898	0.3	0.2	0.3	0.3	0.3	0.4	0.2	0.0	0.0
Memorandum Items													
Africa	605	26.8	43.6	58.7	55.0	58.0	41.0	218.7	210.9	176.1	152.2	187.3	190.1
Middle East	405	6.4	121.8	26.4	17.2	17.7	48.1	108.1	141.6	121.7	70.4	69.4	129.4
European Union	998	39.3	14.5	24.0	9.2	19.3	23.4	163.0	143.4	123.2	124.4	113.9	108.4
Export earnings: fuel	080	0.1	121.9	26.5	19.1	18.1	41.7	86.6	127.0	120.7	69.5	67.1	132.6
Export earnings: nonfuel	092	119.3	88.8	121.1	103.1	111.3	109.3	719.1	595.5	552.6	491.2	558.3	592.7

Cabo Verde (624)

In Millions of U.S. Dollars

		Exports (FOB)						Imports (CIF)					
		2012	2013	2014	2015	2016	2017	2012	2013	2014	2015	2016	2017
IFS World		52.9	69.1	80.6	66.9	59.8	761.3	724.7	772.3	604.3	665.9
World	001	215.5	233.8	268.5	561.8	221.0	82.6	754.8	726.4	768.7	606.3	672.2	793.6
Advanced Economies	110	188.7	207.8	242.5	536.5	215.6	79.0	640.6	601.6	640.2	481.6	536.3	642.2
Euro Area	163	184.0	204.7	204.2	128.1	56.3	78.2	530.6	555.8	589.6	434.9	501.9	602.1
Austria	122	1.6	0.4	0.5	0.2	0.5	0.2
Belgium	124	1.7	4.7	1.8	0.1	14.2	17.9	28.9	16.4	20.8	28.0
Cyprus	423	0.0	0.2	0.2	0.0
Finland	172	0.1	0.0	0.1	3.0	0.7	35.7	0.8	1.7	0.5
France	132	1.0	2.9	2.4	0.5	12.6	11.6	15.5	16.0	16.6	30.0
Germany	134	0.9	1.6	1.8	0.4	13.5	17.3	13.9	10.0	10.0	6.4
Greece	174	0.0	0.1	0.3	0.0	0.0	0.0	0.1	6.9	5.2
Ireland	178	0.0	0.1	0.1	0.7	0.2	0.4	0.4
Italy	136	0.1	3.8	5.0	1.4	0.7	0.7	13.8	11.2	10.6	11.1	12.4	48.8
Lithuania	946	e 0.0	0.0	0.1	0.1	0.1	0.1	0.4
Luxembourg	137	0.0	0.0	0.0	0.0	0.1	0.1	0.2	0.2	0.1	3.3
Malta	181	0.0	0.0	0.0	0.0	17.3	0.4	2.8	0.7	0.5	0.6
Netherlands	138	33.9	25.3	37.3	18.0	0.2	6.7	94.6	145.5	114.1	70.3	42.9	36.4
Portugal	182	101.5	110.4	94.4	54.5	11.6	33.1	300.8	292.3	300.0	263.9	312.6	340.7
Slovak Republic	936	e 0.0	0.5	0.1	1.7	0.5	0.3	0.9
Slovenia	961	0.0	0.0	0.6	0.4	0.1	0.1	0.2	0.4
Spain	184	44.9	56.1	61.5	53.0	43.7	37.2	57.9	57.7	64.9	44.2	75.8	100.0
Australia	193	e 0.8	e 0.2	e 0.1	e 405.9	e 158.6	e 0.2	0.0	0.0	0.0	0.3	0.0
Canada	156	2.5	0.0	0.1	0.0	1.1	1.5	1.4	2.0	0.6	1.0
China,P.R.: Hong Kong	532	0.0	0.0	0.0	0.1	0.0	0.0	0.0
Czech Republic	935	0.0	0.0	0.0	0.2	0.5	0.2	0.5	0.1	0.1
Denmark	128	0.1	0.2	0.1	1.0	0.7	0.8	0.5	0.6	0.8
Iceland	176	0.0	0.1	0.7	0.1	0.1
Israel	436	0.0	0.0	0.0	0.0	0.1	0.3	4.7
Japan	158	0.0	0.0	0.0	0.0	17.2	12.0	9.1	7.7	10.1	10.4
Korea, Republic of	542	0.0	0.1	0.2	0.1	1.0	0.5	0.4	9.9	3.1	3.8
New Zealand	196	e 0.0	e 0.0	e 0.1	e 0.1	e 0.0	e 0.0	0.1	0.0	0.0	0.2	0.5	1.4
Norway	142	0.0	0.0	0.0	0.1	0.2	0.3	0.5	0.5	0.1	0.0
Singapore	576	0.0	0.0	0.5	0.4	0.3	11.2	0.2	0.3	0.4
Sweden	144	0.0	0.0	0.0	1.9	1.3	1.3	1.0	0.7	1.1
Switzerland	146	0.0	0.1	0.0	10.7	9.6	5.8	6.7	3.4	3.7
Taiwan Prov.of China	528	e 0.0	e 0.1	e 0.0	0.0	0.0	0.0	0.0	0.0	0.0
United Kingdom	112	0.2	0.3	2.8	0.6	6.2	7.7	6.7	4.2	3.1	2.5
United States	111	1.0	2.2	34.3	1.7	0.7	0.6	69.9	11.6	13.1	12.4	11.2	10.1
Emerg. & Dev. Economies	200	25.4	24.8	24.2	24.2	3.9	2.1	105.9	115.9	117.1	112.0	120.3	136.9
Emerg. & Dev. Asia	505	7.4	9.7	5.1	4.1	0.0	0.0	35.0	47.5	48.9	53.7	47.8	57.5
Bangladesh	513	0.0	0.0	0.0	0.0	0.1	0.1	0.1
Cambodia	522	0.2	0.0
China,P.R.: Mainland	924	0.2	8.2	2.5	2.0	22.7	22.6	31.4	33.6	32.2	42.8
India	534	6.9	1.0	0.4	0.2	0.6	0.7	1.4	1.4	1.1	1.1
Indonesia	536	0.0	0.0	0.7	0.0	1.0	1.9	1.0	0.8	0.6	0.9
Malaysia	548	0.0	0.0	1.1	0.8	0.1	0.2	0.3	4.0	3.9	0.5
Myanmar	518	0.0	0.1
Sri Lanka	524	0.1	0.1	0.0	0.1	0.1	0.1	0.0
Thailand	578	0.2	0.3	0.3	0.0	9.4	20.4	12.8	12.2	8.6	10.3
Vietnam	582	0.0	0.2	0.1	0.9	0.8	1.5	1.7	1.4	1.1	1.6
Asia n.s.	598	0.3	0.0	0.0	0.1	0.1	0.1
Europe	170	0.1	0.0	2.4	5.0	2.5	1.0	8.7	11.4	15.6	10.3	21.2	15.1
Emerg. & Dev. Europe	903	0.1	0.0	2.4	3.6	2.5	1.0	8.5	11.4	15.5	6.6	8.2	6.6
Albania	914	0.0	0.0	0.1
Bulgaria	918	0.0	0.1	0.0	0.0	0.0	0.0	0.0
Croatia	960	0.0	0.0	0.2
Gibraltar	823	0.9	1.2	0.7	0.5	7.3	0.1	3.1	2.1
Poland	964	0.0	0.0	0.0	1.2	0.8	2.1	1.4	0.6	0.8
Romania	968	0.0	0.0	0.0	0.0	0.2	0.7	0.8
Serbia, Republic of	942	0.0	0.0	1.1

Cabo Verde (624)

In Millions of U.S. Dollars

		Exports (FOB)						Imports (CIF)					
		2012	2013	2014	2015	2016	2017	2012	2013	2014	2015	2016	2017
Turkey	186	0.0	0.0	1.4	2.4	2.5	1.0	5.3	10.0	6.0	4.6	3.7	2.7
CIS	901	0.0	0.0	0.0	1.4	0.0	0.1	0.0	0.0	3.7	13.0	8.4
Georgia	915	0.1	0.0	5.6	1.1
Moldova	921	1.4	0.0
Russian Federation	922	0.0	0.1	0.0	3.6	7.1	6.4
Ukraine	926	0.0	0.0	0.1	0.3	0.8
Europe n.s.	884	0.1	0.0	0.0	0.0	0.1
Mid East, N Africa, Pak	440	0.5	1.5	7.3	4.4	0.7	0.5	4.9	5.0	7.1	6.5	7.9	9.3
Algeria	612	0.0	0.5	0.4	1.0	0.0	0.4	0.7	0.6
Egypt	469	0.0	0.0	0.0	0.1	1.4	1.1	1.7	1.6	1.9	1.6
Jordan	439	0.1	0.0	0.0	0.0
Lebanon	446	0.0	0.0	0.0	0.0	0.0	0.3	0.1	0.3	0.2	0.1	0.1
Libya	672	0.2	0.5	0.4	0.0
Mauritania	682	0.1	0.0	0.1
Morocco	686	0.0	0.0	4.7	2.4	0.2	0.1	1.9	2.0	4.3	3.1	3.6	6.0
Oman	449	0.3	0.4	0.4
Pakistan	564	0.0	0.1	0.1	0.0	0.4	0.3	0.0
Qatar	453	0.1	0.1	0.2	0.1	0.2	0.0
Saudi Arabia	456	0.0	0.0	0.0	0.3	0.0	0.2	0.1	0.0	0.1	0.1	0.1
Tunisia	744	0.1	0.7	0.3	0.0	0.1	0.1	0.4	0.1
United Arab Emirates	466	0.1	0.9	1.4	0.8	0.3	0.6	0.4	0.5	0.5	0.5
Sub-Saharan Africa	603	2.7	9.7	1.9	8.6	0.3	0.4	11.8	10.5	7.6	8.2	14.8	23.1
Angola	614	0.5	0.2	0.5	0.0	0.2	0.8	0.0	0.0	0.1	0.1
Benin	638	e 0.0	e 0.0	e 0.0	0.3
Cameroon	622	e 0.0	e 0.0	e 0.0	e 0.2	0.1	0.1	0.0	0.3	0.3
Congo, Dem. Rep. of	636	0.0	0.2	0.2	0.2
Congo, Republic of	634	0.1	0.0	0.0	0.1
Côte d'Ivoire	662	0.0	0.0	0.0	0.2	0.1	0.1	2.8	0.4	0.5	0.5	0.9	6.0
Equatorial Guinea	642	0.2	0.1	0.1	0.1	0.7	1.2	0.5	0.7
Gabon	646	0.0	0.9	0.1	0.0	0.0	0.1	0.1
Gambia, The	648	0.0	0.0	0.1	0.0	0.0	0.0	0.0
Ghana	652	0.0	3.2	0.0	0.0	0.0	0.0	2.6	0.7	1.1	1.2	1.1	0.8
Guinea	656	0.0	1.0	0.0	0.0
Guinea-Bissau	654	0.3	0.1	0.1	0.1	0.2	0.1	0.1	0.1	0.4	0.1
Kenya	664	0.0	0.0	0.0	0.0	0.0	0.0	0.3
Mozambique	688	0.0	0.4	0.1	0.1	0.1	0.0
Niger	692	0.8	0.0
Nigeria	694	0.0	0.0	0.0	0.0	0.1	0.0	0.0
São Tomé & Príncipe	716	0.7	1.7	0.0	0.0	0.1	0.1	0.0	0.0	0.0	0.1	0.0
Senegal	722	1.0	2.5	0.7	2.8	0.0	3.2	5.7	3.3	2.5	4.3	8.9
Sierra Leone	724	0.0	1.5	0.0	0.0
South Africa	199	0.0	0.4	0.0	1.5	1.3	1.0	1.0	0.9	0.5
Tanzania	738	e 0.0	e 0.0	e 0.0	e 0.1	e 0.0	0.0
Togo	742	0.0	0.1	2.5	0.1	0.1	2.0	5.6	5.1
Uganda	746	0.1	0.2	0.3	0.3	0.2
Zambia	754	0.1
Western Hemisphere	205	14.7	4.0	7.5	2.2	0.4	0.1	45.6	41.5	38.0	33.2	28.6	32.0
Argentina	213	0.0	0.0	0.0	8.6	5.4	5.0	5.2	3.3	6.0
Barbados	316	e 0.0	e 0.0	e 0.0	e 0.0	e 0.0	e 0.1
Brazil	223	0.3	0.3	1.7	0.0	30.8	25.5	25.2	23.1	23.1	24.2
Chile	228	0.0	0.0	0.2	0.2	1.4	1.8	0.4	0.1
Colombia	233	0.6	0.0	0.0	0.1	0.1	1.2	0.1	0.2
Costa Rica	238	0.1	0.0	0.0	0.0	0.0	0.0	0.0	0.0
Ecuador	248	0.7	0.1	0.0	0.0	0.2	0.3	0.2	0.4	0.2
El Salvador	253	2.6	2.3	3.7	1.7
Guatemala	258	0.0	0.2	0.0	0.0
Guyana	336	e 0.0	e 0.0	e 0.0	e 0.3
Jamaica	343	10.1	0.0
Mexico	273	0.0	0.6	0.0	0.0	0.1	0.1	0.0	0.0	0.0
Panama	283	1.7	0.1	0.3	0.8	0.1	0.1	0.0	0.0	0.1

Cabo Verde (624)

In Millions of U.S. Dollars

		Exports (FOB)						Imports (CIF)					
		2012	2013	2014	2015	2016	2017	2012	2013	2014	2015	2016	2017
Paraguay	288	e 0.0	0.0	5.5	3.0	0.4	0.3	0.2
Peru	293	0.0	0.0	0.8	0.0	0.2	0.6	0.5	0.6	0.8	0.4
Trinidad and Tobago	369	e 0.0	e 0.0	e 0.0	e 0.0	e 0.0	e 0.0	0.7	0.0	0.4
Uruguay	298	0.0	0.0	0.4	4.8	3.0	1.9	0.8	0.1	0.1
Western Hem. n.s.	399	0.0	0.1	0.0
Other Countries n.i.e	910	0.0	0.0	0.0	0.1	0.1	0.1	0.1	0.1	0.3
Cuba	928	0.0	0.0	0.0	0.1	0.1	0.1	0.1	0.1	0.2
Korea, Dem. People's Rep.	954	0.0	0.0	0.1
Special Categories	899	1.4	1.2	1.8	1.2	1.4	1.5
Countries & Areas n.s.	898	8.1	8.7	11.4	12.6	15.5	14.2
Memorandum Items													
Africa	605	2.9	9.7	7.4	11.5	0.5	0.5	14.4	13.4	12.0	11.8	19.5	29.9
Middle East	405	0.4	1.5	1.8	1.4	0.5	0.4	2.2	2.0	2.6	2.5	2.9	2.4
European Union	998	184.3	205.3	207.2	128.7	56.3	78.2	541.3	566.7	600.6	443.0	507.7	608.3
Export earnings: fuel	080	1.0	3.3	3.2	2.1	0.4	0.4	2.1	3.5	2.3	6.4	9.8	9.4
Export earnings: nonfuel	092	214.4	230.5	265.3	559.7	220.5	82.2	752.7	722.9	766.4	599.9	662.4	784.2

Cambodia (522)

In Millions of U.S. Dollars

		Exports (FOB)						Imports (CIF)					
		2012	2013	2014	2015	2016	2017	2012	2013	2014	2015	2016	2017
IFS World		5,628.7	6,529.9	7,407.1	8,437.4	9,221.2	12,089.5	11,000.0	13,000.0	13,500.0	14,400.0
World	001	7,842.9	9,248.5	6,881.8	8,577.6	10,099.4	10,773.3	7,064.3	9,220.3	10,261.6	11,215.1	12,900.2	16,077.9
Advanced Economies	110	6,011.6	7,885.8	5,806.7	6,977.9	8,144.1	8,651.1	2,396.4	3,506.7	3,200.0	3,331.1	3,366.2	5,220.2
Euro Area	163	1,207.2	1,573.8	1,600.2	2,160.5	2,709.2	3,012.5	186.6	183.6	286.4	298.4	366.2	513.8
Austria	122	20.1	26.7	16.3	22.7	27.2	39.2	1.8	2.3	2.3	7.2	3.9	1.1
Belgium	124	163.3	181.7	190.2	282.5	396.8	530.5	9.1	7.8	19.9	18.8	15.4	13.6
Cyprus	423	0.2	0.1	0.2	0.5	1.1	0.9	0.9	0.8	0.9	1.0	0.9	1.1
Estonia	939	0.9	1.4	0.5	0.9	1.4	0.8	0.1	0.0	0.0	0.1	0.1	0.8
Finland	172	1.8	2.1	2.0	4.2	5.2	8.3	1.1	0.2	2.9	5.8	23.3	51.7
France	132	123.7	163.5	207.3	298.3	362.7	405.1	46.1	52.8	68.2	65.5	64.7	51.2
Germany	134	469.7	614.9	578.8	748.4	903.8	925.5	62.3	51.3	90.7	106.2	163.1	285.8
Greece	174	5.2	13.9	10.1	14.4	13.2	13.7	0.1	0.0	0.2	0.3	1.4	1.3
Ireland	178	18.6	13.9	17.0	30.0	35.9	37.3	3.6	5.6	5.8	6.4	5.6	1.4
Italy	136	110.8	156.5	161.7	197.4	212.3	225.6	33.6	27.7	40.2	35.9	39.7	46.7
Latvia	941	1.0	1.5	1.2	1.9	1.6	1.4	0.7	0.0	0.1	0.0	0.2	0.3
Lithuania	946	1.3	1.7	1.5	1.4	1.8	0.8	0.1	1.0	1.3	0.3	0.2	0.2
Luxembourg	137	11.1	16.5	8.4	16.1	14.7	0.0	8.3	13.3	19.5	14.4	9.9	1.0
Malta	181	0.4	0.4	0.0	0.1	0.5	0.6	0.0	0.0	0.0	0.0
Netherlands	138	122.5	168.0	173.8	248.7	300.2	288.0	13.0	15.0	20.4	28.9	20.9	28.4
Portugal	182	3.4	4.6	4.6	6.1	9.4	16.0	0.7	0.7	1.2	0.7	3.8	4.8
Slovak Republic	936	2.9	6.9	7.4	12.2	12.1	13.9	0.0	0.1	1.0	0.4	0.7	0.2
Slovenia	961	0.4	2.2	0.3	1.1	4.3	2.4	0.3	0.5	0.3	0.4	0.7	1.3
Spain	184	149.9	197.5	219.1	273.6	405.1	502.5	4.8	4.4	11.5	6.2	11.6	22.9
Australia	193	36.9	60.0	75.1	88.3	105.5	103.9	24.3	20.2	31.0	31.3	26.5	9.4
Canada	156	417.0	480.3	509.0	551.0	654.8	722.5	5.7	6.2	13.3	30.8	49.8	62.1
China,P.R.: Hong Kong	532	1,682.6	1,586.9	167.4	181.9	213.9	206.7	495.4	668.1	832.2	714.3	516.8	571.7
China,P.R.: Macao	546	0.6	0.3	0.0	1.7	0.9	0.8	1.0	9.4	11.8	3.3	0.2	1.5
Czech Republic	935	8.8	18.4	27.8	51.4	71.6	63.6	0.1	20.7	0.1	0.2	0.6	0.9
Denmark	128	24.5	24.7	20.9	32.5	79.7	119.5	5.7	2.8	8.5	35.6	118.5	195.6
Iceland	176	0.3	0.5	0.1	0.0
Israel	436	4.3	6.0	7.0	10.5	12.6	3.1	5.0	0.6	8.0	2.0	2.2	0.8
Japan	158	199.2	334.2	344.9	571.6	827.2	821.4	223.0	175.5	264.0	423.0	528.3	584.2
Korea, Republic of	542	78.2	98.2	123.2	137.4	164.0	179.6	404.5	371.2	390.3	459.6	438.7	440.2
New Zealand	196	1.6	3.4	5.2	6.2	8.0	10.2	1.3	2.2	2.5	3.8	2.8	3.0
Norway	142	15.2	16.9	12.8	14.8	17.9	20.0	0.1	0.2	0.6	0.3	0.2	1.5
San Marino	135	0.1	0.1
Singapore	576	684.6	793.1	71.2	58.6	62.5	11.8	258.5	348.4	485.5	503.3	564.7	2,055.4
Sweden	144	32.8	44.5	40.3	48.2	56.5	59.1	4.7	6.0	5.8	8.0	6.9	7.8
Switzerland	146	22.3	25.5	23.3	23.1	21.7	12.1	111.5	8.9	8.3	9.3	6.2	9.0
Taiwan Prov.of China	528	16.5	22.3	26.6	33.9	37.9	34.5	534.0	541.6	559.2	546.2	529.2	498.9
United Kingdom	112	528.0	718.4	751.6	869.0	953.2	963.0	17.3	30.0	31.3	32.2	35.0	72.3
United States	111	1,051.5	2,078.7	2,000.2	2,136.8	2,147.1	2,306.8	117.9	1,111.2	260.9	229.5	173.5	191.9
Vatican	187	0.1	0.0	0.0	0.0
Emerg. & Dev. Economies	200	1,821.3	1,337.2	1,046.1	1,566.8	1,918.7	2,081.9	4,626.3	5,692.2	7,061.0	7,838.6	9,525.9	10,848.4
Emerg. & Dev. Asia	505	515.3	790.7	659.1	1,126.7	1,445.6	1,586.7	4,519.5	5,585.8	6,945.6	7,725.6	9,395.4	10,698.0
Bangladesh	513	0.7	0.9	1.3	1.4	0.6	1.0	2.7	4.4	6.1	4.7	5.0	6.6
Brunei Darussalam	516	0.0	0.2	3.1	1.9	9.6	5.6	0.0	0.0	0.0	0.0	0.0
China,P.R.: Mainland	924	182.9	280.4	356.6	405.5	609.3	743.3	2,161.7	3,002.5	3,710.1	3,926.2	4,550.9	5,494.9
Fiji	819	0.0	0.0	0.0	1.1	0.5	0.6	0.0	0.0	0.0	0.1	0.1	0.1
F.T. French Polynesia	887	0.0	0.1	0.0	0.1	0.1	0.0
F.T. New Caledonia	839	0.0	0.0	0.0	0.1	0.1	0.1	0.0
Guam	829	0.1	0.1	0.0	0.1	0.1	0.1	0.0
India	534	8.9	7.4	8.0	9.8	22.6	25.1	103.2	93.3	149.4	114.1	89.3	97.9
Indonesia	536	8.1	11.3	9.3	14.6	18.2	19.4	215.7	246.9	281.1	335.5	426.3	328.3
Lao People's Dem.Rep	544	2.1	0.6	0.1	5.5	5.7	6.3	4.3	5.4	6.8	20.2	21.5	24.9
Malaysia	548	89.8	129.3	124.1	134.0	100.4	107.3	175.4	140.6	213.9	187.5	247.1	271.3
Maldives	556	0.1	0.1	0.1
Marshall Islands	867	0.0	3.3	3.9
Mongolia	948	0.0	0.0	0.0	0.0	0.0	1.1	0.0	0.0	0.0	0.0	1.0
Myanmar	518	0.1	0.7	0.8	1.5	1.1	1.2	0.1	0.3	1.7	3.3	4.1	4.8

Cambodia (522)

In Millions of U.S. Dollars

		Exports (FOB)						Imports (CIF)					
		2012	2013	2014	2015	2016	2017	2012	2013	2014	2015	2016	2017
Nauru	836	0.1
Nepal	558	0.1	0.3	0.1	0.0	0.0	0.0	0.0	0.0	0.0	0.0	0.0
Papua New Guinea	853	0.0	0.1	0.0	0.1	0.1	0.0	0.0	0.0	0.1	0.1	0.2
Philippines	566	2.4	14.0	6.9	17.4	21.9	39.3	13.4	7.4	9.1	9.6	16.1	21.4
Sri Lanka	524	0.4	0.8	0.3	0.4	5.4	0.7	3.2	4.0	7.0	5.8	3.8	3.1
Thailand	578	102.3	235.6	50.0	346.2	419.2	401.0	902.4	1,094.3	1,047.4	1,561.5	1,910.0	2,041.7
Timor-Leste	537	0.2	0.0	0.0	0.1	0.0
Vietnam	582	116.3	108.0	96.8	185.6	229.1	232.3	937.4	986.8	870.1	927.0	1,416.0	1,584.5
Asia n.s.	598	1.0	1.2	1.3	1.5	1.6	1.8	642.7	630.1	701.7	813.5
Europe	170	146.2	219.3	207.0	192.3	218.2	205.7	37.5	19.0	12.5	22.8	32.6	62.0
Emerg. & Dev. Europe	903	105.7	166.2	159.2	154.6	168.6	146.8	18.4	6.5	7.4	18.8	21.5	47.9
Bosnia and Herzegovina	963	0.0	0.0	0.2	0.3	0.0	0.0
Bulgaria	918	0.6	23.3	9.3	3.7	7.4	5.8	0.0	0.4	0.4	0.2	0.3	1.1
Croatia	960	4.3	3.9	3.6	4.2	4.8	15.4	0.0	0.0	0.0	0.0
Hungary	944	0.5	1.1	1.0	3.1	4.6	2.5	0.1	0.1	0.2	0.3	0.3	0.8
Kosovo	967	e 1.2	e 1.2	e 1.3	e 1.1	e 1.0	e 1.7
Macedonia, FYR	962	0.0	0.0	0.0	0.1
Montenegro	943	1.0	1.1	1.1
Poland	964	80.9	106.1	112.4	111.9	123.0	95.0	3.1	2.2	1.4	8.8	9.5	31.6
Romania	968	6.2	2.5	1.7	5.1	4.5	3.0	12.4	0.1	0.2	0.2	0.1	0.3
Serbia, Republic of	942	1.4	1.8	2.0	0.0	0.0	0.0
Turkey	186	11.0	27.0	28.9	24.1	21.2	21.2	2.7	3.7	5.1	9.3	11.3	13.9
CIS	901	40.5	53.1	47.8	37.6	49.7	58.9	19.2	12.5	5.1	4.1	11.1	14.1
Azerbaijan, Rep. of	912	0.1	0.0	0.1	0.1	0.4
Belarus	913	0.4	1.1	0.2	0.1	0.4	5.9	0.8	1.1	2.2	1.1	7.1
Georgia	915	0.0	0.0	0.0	0.0	0.0	1.1	0.0	0.0
Kazakhstan	916	0.0	0.0	0.4
Moldova	921	0.0	0.2	0.2	0.4	0.4
Russian Federation	922	37.7	50.4	44.9	35.4	46.7	55.4	12.4	10.0	1.3	0.8	8.5	5.8
Ukraine	926	2.4	2.7	1.7	2.1	2.5	2.8	0.8	0.7	2.7	0.7	1.2	0.4
Mid East, N Africa, Pak	440	35.1	43.3	49.3	70.9	80.4	82.0	51.3	66.5	65.4	56.0	54.6	50.7
Afghanistan, I.R. of	512	0.7	0.5	0.0	0.0	0.0	0.0	0.0
Algeria	612	0.1	0.0	0.1	0.1	0.3	0.0	0.0	0.1
Bahrain, Kingdom of	419	1.1	0.0	0.0	0.1	0.1	0.1	0.7	0.6	0.0	0.2	0.3
Egypt	469	0.7	0.7	0.9	1.6	1.0	1.1	0.1	0.1	0.1	0.1	0.1	0.1
Iran, I.R. of	429	0.1	0.1	0.1	0.0	0.0	0.0	0.5	0.0	0.2	0.5	0.6
Iraq	433	0.5	0.5	0.5	0.5	0.0	0.0
Jordan	439	0.3	0.6	0.2	0.6	1.5	2.0	0.0	0.1	1.3	0.0	0.3
Kuwait	443	0.0	0.3	0.5	0.4	0.9	1.0	0.2	0.0	0.0	0.0	0.0	0.0
Lebanon	446	0.3	0.5	0.2	0.3	1.7	1.9	0.0	0.0
Libya	672	2.0	0.1	0.1	2.0	1.6	1.8
Mauritania	682	0.1	0.1	0.2	0.0	0.0	0.0
Morocco	686	0.3	0.8	1.2	0.2	0.1	0.0
Oman	449	0.1	0.1	0.1	0.1	0.0	0.0	0.1	0.1	0.0	0.0	0.0
Pakistan	564	0.4	0.8	0.4	1.7	0.5	0.4	34.7	47.5	43.7	36.8	33.0	22.9
Qatar	453	0.0	0.0	0.1	0.1	0.0	0.0	0.1	0.1	0.1	1.3	1.5	2.4
Saudi Arabia	456	0.5	1.7	0.2	0.4	0.8	0.8	4.0	1.8	1.8	2.2	4.2	7.3
Sudan	732	0.0	0.0	0.0	0.0	0.2	0.2	0.1	0.0	0.0
Tunisia	744	0.1	0.0	0.0	0.0	0.0	0.0	0.0	0.4	0.0	0.1	0.1
United Arab Emirates	466	28.5	37.6	45.7	62.8	70.3	70.3	10.9	15.8	18.3	14.9	14.7	17.1
West Bank and Gaza	487	e 0.3	e 0.2	e 0.0	e 0.0	e 0.1	e 0.1
Yemen, Republic of	474	0.0	0.1
Sub-Saharan Africa	603	27.7	65.5	21.4	32.6	24.1	25.2	2.0	3.9	7.7	14.1	14.0	13.9
Angola	614	0.2	0.3	0.1	0.3	0.3	0.3	0.0	0.0	0.0
Benin	638	0.0	0.1	0.4	0.4	0.5	0.1	0.1
Botswana	616	0.1	0.1
Burkina Faso	748	0.1	0.1	0.1	0.1
Burundi	618	0.0	0.1	0.0
Cameroon	622	0.1	0.3	0.0	0.0	0.0	0.1	0.0	0.0	0.1	0.1
Central African Rep.	626	8.8	0.1	0.1

Cambodia (522)

In Millions of U.S. Dollars

		Exports (FOB)						Imports (CIF)					
		2012	2013	2014	2015	2016	2017	2012	2013	2014	2015	2016	2017
Congo, Republic of	634	0.2	0.0	0.0	0.1	0.2	0.0	0.0	0.0
Côte d'Ivoire	662	1.6	1.3	0.1	0.1	0.0	0.0	0.0	0.0	0.0	0.0	0.0
Eswatini, Kingdom of	734	0.1	0.3	0.5	0.1	1.0	1.1	0.5	0.3	1.1	2.4	0.1	0.2
Estonia	939	0.9	1.4	0.5	0.9	1.4	0.8	0.1	0.0	0.0	0.1	0.1	0.8
Ethiopia	644	0.0	0.0	0.1	0.0	0.0	0.0	0.0	0.0	0.0	0.0
Gabon	646	6.6	13.6	4.7	3.1	2.8	3.1	1.2	0.8	1.8	2.0
Gambia, The	648	0.2	0.9	0.0	0.0
Ghana	652	1.9	1.7	0.6	0.6	1.1	1.2	0.5	0.6	0.3	0.4
Guinea	656	0.1	0.1	0.0	0.0	0.0	0.0	0.0
Kenya	664	0.1	0.5	0.2	0.1	0.2	0.1	0.0	0.0	0.0
Lesotho	666	0.0	0.0	0.2	0.0
Madagascar	674	0.1	0.1	0.1	0.0	0.0	0.0	0.1	0.0	0.0
Malawi	676	1.2	1.0	0.1	0.1
Mali	678	31.7	0.1	0.1	0.0	0.0	0.8	0.0	0.0
Mauritius	684	0.1	0.0	0.0	0.1	0.1	0.0	0.1	0.0	0.0	0.0
Mozambique	688	0.0	0.0	0.0	0.2	1.1	0.4	0.5
Namibia	728	0.1	0.1	0.1	0.1	0.1	0.0
Nigeria	694	1.7	0.1	0.1	0.0	0.1	0.1	0.0	0.0	0.1	0.1
Senegal	722	0.8	1.6	0.3	0.2	0.1	0.8	0.0	0.0	0.0	0.0
Sierra Leone	724	0.1	0.0	0.0	0.0	1.7	0.0	0.0
South Africa	199	13.6	12.9	14.1	13.9	16.9	16.6	1.5	3.4	1.7	5.1	10.5	9.6
Tanzania	738	0.2	0.3	0.0	4.1	0.6	0.6	0.0	0.0	0.0	0.4
Togo	742	0.2	0.1	0.0	0.0	0.0	0.0	0.0
Uganda	746	0.0	0.0	0.0	0.0	0.0	0.1	0.1
Zambia	754	0.0	0.0	0.0	0.0	1.3	0.2	0.0
Zimbabwe	698	0.1	0.2	0.1	0.1	0.1
Africa n.s.	799	0.2
Western Hemisphere	205	1,097.0	218.4	109.3	144.3	150.3	182.3	15.9	17.0	29.9	20.2	29.3	23.8
Antigua and Barbuda	311	0.1	0.2	0.0	0.0	0.0	0.4	0.4
Argentina	213	9.3	10.2	5.9	7.3	12.0	13.8	7.5	8.1	8.5	5.5	15.2	13.7
Belize	339	0.0	0.1	0.3	3.3	0.1	0.2	0.2
Bolivia	218	0.1	0.1	0.1	0.2	0.2	0.2	0.0
Brazil	223	14.9	24.4	20.8	21.6	16.5	21.6	2.6	1.1	13.9	3.9	5.9	6.2
Chile	228	12.9	14.1	18.3	18.4	24.4	34.8	0.7	0.7	0.8	0.7	0.6	0.7
Colombia	233	0.4	1.9	3.3	6.6	6.3	8.2	0.4	0.5	0.4	0.3	0.8	0.2
Costa Rica	238	0.2	0.4	0.3	1.0	0.7	0.8	0.0
Dominica	321	0.0	0.0	0.0	0.1
Dominican Republic	243	0.0	0.0	0.0	0.0	0.0	0.0	0.0	0.0	0.1	0.0	0.0
Ecuador	248	0.9	0.9	0.4	0.4	0.4	0.4	0.1	0.0	0.3	0.0
El Salvador	253	981.4	94.2	0.2	0.3	0.5	0.2	0.0	0.2
Guatemala	258	0.0	0.2	0.3	0.0	0.0	0.0	0.0	0.0	0.2
Haiti	263	1.5	1.2	0.2	0.3	0.4	0.5	1.7	0.1	0.0	0.0	0.0
Honduras	268	0.0	0.0	0.1	0.0	0.0	0.0	0.1	0.1	0.1	0.0	0.1	0.1
Mexico	273	55.0	47.0	40.4	59.9	60.6	66.1	3.7	2.6	4.9	4.9	5.5	1.4
Nicaragua	278	0.2	0.4	0.4	0.4	1.8	1.8	0.1	0.0	0.0	1.1	0.0	0.0
Panama	283	13.0	13.9	9.8	14.5	10.6	16.0	0.0	0.0	0.0	0.0	0.0
Paraguay	288	1.3	1.9	0.8	0.7	0.8	0.9
Peru	293	3.3	5.0	5.7	9.1	11.5	11.1	0.0	0.1	0.1	3.3	0.1	0.0
Trinidad and Tobago	369	0.0	0.0	0.1	0.1
Uruguay	298	2.1	2.0	2.1	2.4	2.3	1.8	0.8	2.1	0.9	0.2	0.0
Venezuela, Rep. Bol.	299	0.6	0.9	0.3	0.7	0.8	0.8	0.1	0.1
Western Hem. n.s.	399	0.0	0.0	0.2	0.3
Other Countries n.i.e	910	0.5	1.0	0.7	0.8	1.9	2.1	0.1	0.1	0.3	1.0	0.2	0.2
Cuba	928	0.0	0.0	0.0	0.1	0.0	0.0	0.0	0.1	0.1
Korea, Dem. People's Rep.	954	0.5	1.0	0.7	0.8	1.9	2.1	0.0	0.1	0.3	1.0	0.1	0.2
Countries & Areas n.s.	898	9.5	24.4	28.3	32.1	34.8	38.2	41.5	21.3	0.2	44.4	7.9	9.1
Memorandum Items													
Africa	605	27.8	65.6	21.6	33.0	25.4	27.0	2.1	4.3	7.8	14.4	14.1	14.0
Middle East	405	33.9	42.0	48.7	68.8	78.6	79.7	16.6	18.5	21.6	18.9	21.4	27.7
European Union	998	1,893.6	2,516.8	2,568.7	3,289.7	4,014.6	4,339.3	230.0	245.9	334.3	383.9	537.4	824.3

Cambodia (522)

In Millions of U.S. Dollars

		Exports (FOB)						Imports (CIF)					
		2012	2013	2014	2015	2016	2017	2012	2013	2014	2015	2016	2017
Export earnings: fuel	080	80.7	108.3	104.8	114.9	142.1	149.4	29.4	28.9	23.1	21.2	32.5	36.2
Export earnings: nonfuel	092	7,762.2	9,140.2	6,777.0	8,462.7	9,957.3	10,623.9	7,034.9	9,191.4	10,238.5	11,193.9	12,867.7	16,041.7

Cameroon (622)

In Millions of U.S. Dollars

		Exports (FOB)						Imports (CIF)					
		2012	2013	2014	2015	2016	2017	2012	2013	2014	2015	2016	2017
IFS World		4,585.0	4,515.2	5,173.5	4,058.2	3,304.6	6,513.2	6,649.4	7,579.2	6,044.7	5,206.3
World	001	4,341.4	4,510.7	5,252.1	4,040.4	2,158.7	6,528.0	6,485.8	6,722.4	7,580.9	6,030.2	4,909.9	10,381.9
Advanced Economies	110	2,608.0	3,179.4	3,003.8	2,083.2	1,257.5	3,736.0	2,696.2	2,737.1	2,701.5	2,222.2	2,001.2	4,089.7
Euro Area	163	2,317.5	2,867.6	2,517.3	1,818.7	1,129.5	3,519.0	1,917.8	1,950.2	1,862.8	1,488.5	1,396.7	2,925.9
Austria	122	0.0	0.0	0.0	0.3	0.0	0.0	5.7	7.4	12.5	10.4	7.7	17.0
Belgium	124	208.7	196.7	250.1	202.0	198.6	350.5	179.0	226.2	183.4	109.1	95.6	256.0
Cyprus	423	0.4	0.1	0.2	0.1	0.1	0.7	0.4	0.4	1.2	1.1	0.7	0.7
Estonia	939	0.1	2.5	2.3	0.2	0.1	0.3	15.9	5.7	6.1	6.8	6.8
Finland	172	1.1	2.4	1.3	1.6	1.3	2.3	43.3	18.3	21.0	13.9	16.9	45.1
France	132	368.5	217.8	228.3	209.0	164.1	686.2	778.1	816.1	772.6	632.4	589.1	1,016.3
Germany	134	34.0	61.2	23.1	36.0	43.1	75.6	191.4	254.7	256.5	217.1	197.2	393.9
Greece	174	2.2	2.5	3.1	2.1	2.8	4.5	46.2	33.8	29.3	37.1	18.6	12.4
Ireland	178	3.5	4.5	10.7	8.5	4.6	16.7	49.2	54.9	64.8	53.1	23.1	67.7
Italy	136	223.1	126.0	470.7	187.8	166.4	906.2	207.8	150.7	133.7	126.6	117.9	270.2
Latvia	941	0.2	0.0	0.2	0.1	0.1	0.3	0.2	0.1	0.3	0.4	0.1	17.2
Lithuania	946	1.3	0.5	0.2	0.0	0.1	0.0	0.5	0.3	0.7	0.7	2.2	7.5
Luxembourg	137	0.0	1.5	12.8
Malta	181	0.3	40.3	0.6	10.6	12.2	33.3	0.8	0.9	1.2	1.5	4.8	4.0
Netherlands	138	481.3	475.6	539.4	660.6	454.9	625.2	266.1	187.6	165.1	102.3	91.6	240.4
Portugal	182	504.1	1,151.3	115.8	286.3	12.5	225.5	18.3	30.7	46.7	26.9	27.0	117.9
Slovak Republic	936	0.0	0.0	0.0	2.8	2.6	3.2	1.2	2.0	5.7
Slovenia	961	8.5	8.7	8.1	1.2	1.1	2.1	1.2	2.4	1.5	1.3	1.5	3.2
Spain	184	480.3	577.6	863.2	212.5	67.5	590.0	126.6	146.9	163.5	147.4	192.3	431.1
Australia	193	0.2	1.4	0.6	0.1	0.1	0.5	3.0	6.5	5.2	4.7	8.7	8.3
Canada	156	4.0	3.5	2.0	2.1	2.2	4.2	49.7	53.5	70.6	61.7	51.9	91.5
China,P.R.: Hong Kong	532	0.1	0.3	0.4	0.4	0.1	0.2	5.2	5.8	15.8	15.1	7.3	14.9
China,P.R.: Macao	546	e 0.0	e 0.0	e 0.0	0.0	0.0	0.0	0.0	0.2
Czech Republic	935	0.0	0.0	0.0	0.0	0.0	6.7	10.7	11.7	10.5	10.1	20.6
Denmark	128	0.4	0.2	0.2	8.7	0.2	1.5	12.7	14.7	10.6	9.4	7.2	31.4
Iceland	176	3.1	0.0	0.0	0.1	0.1	1.3
Israel	436	0.1	0.5	0.0	0.5	0.4	0.3	6.9	6.5	5.1	2.9	2.3	7.3
Japan	158	2.0	1.8	2.6	1.6	1.3	2.1	157.7	156.0	166.1	155.8	156.5	246.0
Korea, Republic of	542	4.6	3.3	4.0	0.5	0.5	4.2	36.0	39.7	40.7	55.3	30.9	54.0
New Zealand	196	1.1	0.9	0.9	0.3	0.7	1.4	16.0	25.6	32.7	28.5	17.0	31.0
Norway	142	0.6	81.6	42.1	55.9	0.0	0.1	32.1	15.4	20.1	12.8	8.2	21.9
Singapore	576	0.9	3.6	42.8	11.7	1.1	5.6	12.8	10.7	24.6	14.6	5.9	49.4
Sweden	144	4.5	0.0	0.1	0.1	0.0	0.6	16.9	25.6	22.4	31.2	18.3	36.0
Switzerland	146	10.4	0.1	0.2	0.2	0.1	0.5	24.3	19.4	18.8	16.5	24.7	54.6
Taiwan Prov.of China	528	1.0	1.2	5.8	1.6	0.6	0.4	14.0	19.6	24.6	15.0	11.0	13.2
United Kingdom	112	81.9	80.3	218.8	97.5	24.1	49.7	152.6	118.9	105.3	74.1	69.1	120.9
United States	111	178.7	133.0	165.9	83.3	96.7	145.6	228.6	258.1	264.2	225.7	175.4	361.3
Emerg. & Dev. Economies	200	1,729.9	1,306.0	2,248.3	1,957.0	901.1	2,792.0	3,773.2	3,985.3	4,879.2	3,807.8	2,905.9	6,285.2
Emerg. & Dev. Asia	505	869.8	679.3	1,522.2	1,402.3	451.1	1,860.0	1,300.0	1,709.7	2,041.2	1,744.9	1,565.2	3,054.1
American Samoa	859	0.0	0.0	0.0	0.0	0.0	0.2
Bangladesh	513	2.3	10.4	41.3	71.4	49.3	160.1	1.5	2.1	1.5	2.4	2.4	8.1
Brunei Darussalam	516	0.0	0.0	0.0	0.0	0.0	0.0	0.0	0.1
Cambodia	522	0.0	0.0	0.2	0.1	0.1	0.1	0.2	0.5
China,P.R.: Mainland	924	653.0	260.1	760.0	506.7	150.6	788.9	678.1	946.1	1,361.0	1,174.1	1,046.8	1,785.7
Fiji	819	e 0.0	e 0.0	e 0.1	e 0.0	e 0.0	e 0.0	0.2
F.T. New Caledonia	839	0.0	0.0	0.0	0.0	0.0	0.0	0.0	0.6
Guam	829	0.0	0.0	0.0	0.2
India	534	106.6	256.5	505.4	633.5	24.0	449.3	257.7	330.4	221.1	218.1	158.7	375.4
Indonesia	536	9.7	12.8	29.6	20.5	37.6	100.1	26.5	30.1	32.4	28.3	30.0	40.5
Malaysia	548	49.9	71.5	84.9	72.6	103.7	155.4	74.5	67.0	96.6	31.9	39.9	134.3
Marshall Islands	867	1.6	0.0
Mongolia	948	0.3	0.0	0.1	0.2
Myanmar	518	e 0.8	e 3.0	e 2.6	e 3.4	e 1.0	e 0.4	2.9	5.9	5.4	0.0	7.1	15.9
Nepal	558	e 0.2	e 0.1	e 0.1	e 0.0	e 0.0	e 0.0	0.0	0.0
Papua New Guinea	853	0.0	0.0	0.0	1.0	0.0
Philippines	566	0.0	0.5	0.0	0.3	0.0	0.4	2.0	3.0	2.7	4.6	3.0	9.4

Cameroon (622)

In Millions of U.S. Dollars

		Exports (FOB)						Imports (CIF)					
		2012	2013	2014	2015	2016	2017	2012	2013	2014	2015	2016	2017
Sri Lanka	524	0.0	0.1	0.5	0.2	0.7	0.2	0.4	0.4	0.5
Thailand	578	8.1	6.1	15.8	4.7	1.6	2.4	193.2	190.0	271.0	244.7	222.5	595.3
Vanuatu	846	0.7
Vietnam	582	39.2	58.1	82.2	89.2	83.0	200.0	62.9	134.3	49.0	38.2	19.8	45.6
Asia n.s.	598	0.0	0.1	0.2	1.1	34.3	41.2
Europe	170	70.2	45.1	34.9	32.3	62.1	105.4	198.0	175.3	180.4	195.6	237.8	617.3
Emerg. & Dev. Europe	903	65.1	39.8	31.5	25.7	32.4	100.6	164.0	137.7	143.1	160.1	161.7	348.8
Albania	914	0.1	0.0	0.1	0.1	0.1	0.1	0.0	0.0	0.0	0.2	0.5	0.1
Bosnia and Herzegovina	963	0.2	0.5
Bulgaria	918	0.2	0.1	0.3	0.1	0.3	0.7	3.5	2.0	1.2	2.1	6.3	10.6
Croatia	960	0.5	0.3	0.1	0.4	0.5	0.8	0.9	0.3	0.3	9.4	0.6	1.1
Faroe Islands	816	e 0.1	e 0.1	e 0.1	e 0.1	e 0.1	e 0.1	0.0	0.0	0.0	0.0	0.0
Gibraltar	823	30.3	0.0	0.0	0.0	0.2
Hungary	944	0.0	6.4	9.7	12.0	20.5	20.9	48.0
Kosovo	967	e 0.0	e 0.0	e 0.0	e 0.0	e 0.4	e 1.1
Macedonia, FYR	962	e 0.2	e 0.1	e 0.0	e 0.1	e 0.1	e 0.0	0.0	0.0	0.0	2.9	0.2
Montenegro	943	e 0.0	e 0.0	e 0.0	e 0.0	e 0.1	e 0.0
Poland	964	12.8	7.1	6.7	4.1	2.5	5.6	14.2	11.9	19.8	21.4	38.8	103.2
Romania	968	1.5	1.6	0.2	0.2	0.6	1.8	16.1	12.6	10.2	8.5	7.6	13.2
Serbia, Republic of	942	0.2	0.2	0.7	0.8	0.4	3.2
Turkey	186	19.3	30.4	23.9	20.6	27.8	90.3	122.6	101.1	98.8	97.4	83.5	168.5
CIS	901	5.1	5.3	3.4	6.5	29.7	4.9	33.7	37.6	37.3	35.5	76.0	268.5
Armenia	911	0.0	0.0	0.3
Azerbaijan, Rep. of	912	0.0	0.0	0.1	0.2	0.1	0.0	0.0	0.0	0.0	0.3
Belarus	913	e 1.2	e 2.7	e 0.4	e 3.4	e 27.1	e 0.4
Georgia	915	0.1	0.0	2.8	7.5	1.0	0.0	0.3
Kazakhstan	916	0.0	0.0	0.1	0.0	0.0	0.1
Kyrgyz Republic	917	0.1
Moldova	921	e 0.0	e 0.0	e 0.0	e 0.0	e 0.0	0.1	0.0	0.2
Russian Federation	922	3.9	2.5	2.9	3.1	2.3	4.2	33.6	34.8	29.7	34.5	75.9	266.0
Turkmenistan	925	0.0	0.0	1.2
Europe n.s.	884	0.0	0.0	0.0	0.0	0.0	0.2	0.1	0.0	0.0	0.0	0.1
Mid East, N Africa, Pak	440	30.1	23.9	34.0	33.0	28.6	63.7	240.4	224.5	291.5	308.9	321.5	555.9
Algeria	612	2.9	2.5	3.2	5.4	4.4	15.8	0.9	0.7	2.4	1.5	1.5	8.4
Bahrain, Kingdom of	419	2.3	5.2	5.1	0.0	0.0	0.0	0.0	0.0	0.3
Djibouti	611	0.0	0.1	0.0	0.0	0.0	0.2
Egypt	469	4.0	3.2	1.4	2.5	1.3	2.8	44.6	38.2	44.5	28.9	29.3	68.0
Iran, I.R. of	429	0.2	0.0	3.5	3.0	1.7	1.5	1.4	1.0	9.4
Iraq	433	0.0	0.2	0.3	0.6	0.0	0.2
Jordan	439	0.3	0.2	0.2	0.0	0.5	0.7	0.6	0.4	1.5	1.3	0.9	2.1
Kuwait	443	0.1	0.1	0.3	0.2	0.3	4.0	18.1	0.8	0.2	0.4	0.5	1.7
Lebanon	446	3.1	1.6	1.8	2.9	2.5	3.8	7.6	6.1	7.6	5.1	6.0	12.6
Libya	672	0.2	0.0	0.2	0.3	0.2	2.4	0.0	3.8	0.0	0.2
Mauritania	682	0.7	0.2	0.0	0.3	0.1	0.1	56.5	41.8	79.9	78.5	116.1	93.4
Morocco	686	4.1	3.3	5.5	2.3	1.4	2.2	34.6	47.6	65.7	87.6	81.8	148.5
Oman	449	0.0	0.0	0.1	0.1	1.6	0.2	1.3	1.4	0.8	1.9	1.0	2.9
Pakistan	564	2.1	0.3	1.3	1.4	1.7	3.1	14.8	17.1	10.9	18.9	8.0	16.4
Qatar	453	0.1	0.2	0.2	0.2	0.2	0.4	2.5	2.7	2.0	4.5	3.1	6.1
Saudi Arabia	456	5.5	3.9	3.0	2.9	5.4	4.9	11.0	13.3	13.4	11.1	9.2	23.0
Sudan	732	0.0	0.0	0.0	0.3	0.0	0.0	0.0	0.0	0.0	2.5
Syrian Arab Republic	463	0.6	0.2	0.1	0.1	0.0	0.1
Tunisia	744	1.5	1.5	16.9	38.5
United Arab Emirates	466	7.1	5.8	11.8	8.3	7.0	19.9	41.8	49.6	60.6	63.8	46.1	121.5
West Bank and Gaza	487	e 0.0	e 0.1	e 0.2	e 0.2	e 0.0	e 0.0
Yemen, Republic of	474	2.3	0.6	0.1	0.1	0.0
Sub-Saharan Africa	603	748.4	549.1	652.0	484.8	355.2	755.1	1,812.9	1,591.7	2,123.1	1,343.4	609.6	1,512.3
Angola	614	13.0	10.4	10.7	1.2	0.8	4.3	2.4	10.5	3.1	14.4	7.1	27.4
Benin	638	4.3	14.6	30.5	14.9	1.5	1.0	2.2	0.6	0.7	1.1	0.6	2.2
Botswana	616	0.0	0.4	0.1	0.2
Burkina Faso	748	4.6	6.6	3.6	3.7	5.0	9.9	0.0	0.0	0.1	0.1	0.2	0.9

Cameroon (622)

In Millions of U.S. Dollars

		Exports (FOB)						Imports (CIF)					
		2012	2013	2014	2015	2016	2017	2012	2013	2014	2015	2016	2017
Burundi	618	0.0	0.0	0.0	0.0	0.0	0.0	0.0	0.2
Cabo Verde	624	0.0	0.3	0.4	0.0	0.0	0.0	0.2
Central African Rep.	626	33.2	15.3	31.4	26.7	37.6	87.3	0.1	0.2	0.0	0.1	0.0	0.7
Chad	628	78.3	101.9	119.3	113.0	91.8	136.6	0.6	19.0	0.3	0.3	0.6	9.2
Comoros	632	0.1	0.1	0.3	0.0	0.1	0.1	0.0	0.0
Congo, Dem. Rep. of	636	96.9	80.9	54.7	40.6	5.9	35.4	0.3	0.2	6.2	0.0	0.1	0.1
Congo, Republic of	634	88.5	58.0	62.6	50.4	36.8	70.7	35.8	36.0	48.2	18.7	19.0	46.6
Côte d'Ivoire	662	5.6	9.4	69.8	16.0	6.7	11.7	133.8	175.9	144.3	79.7	27.1	83.5
Equatorial Guinea	642	99.1	71.2	60.3	27.8	15.0	49.1	103.2	130.0	125.9	74.2	52.4	47.1
Eritrea	643	0.1	0.0	0.0	0.0	0.0	0.0	0.2
Eswatini, Kingdom of	734	0.1	0.1	0.1	0.1	0.1	0.3
Estonia	939	0.1	2.5	2.3	0.2	0.1	0.3	15.9	5.7	6.1	6.8	6.8
Ethiopia	644	0.1	0.1	0.6	0.3	0.0	0.0	0.0	0.0	0.5	0.0	0.0	0.4
Gabon	646	81.5	53.2	56.7	52.3	41.3	109.0	2.7	4.7	0.9	1.1	1.2	10.0
Gambia, The	648	0.0	0.0	0.1	0.2	0.1	0.1	0.0	0.1	0.3
Ghana	652	12.8	1.4	15.6	1.8	3.5	8.1	4.7	33.6	86.3	3.9	3.7	7.8
Guinea	656	1.3	0.2
Guinea-Bissau	654	0.0	6.1	2.4	1.6	1.2	3.1
Kenya	664	0.7	0.2	0.4	0.0	0.0	0.0	0.3	0.6	0.3	0.8	0.2	0.2
Liberia	668	8.7	6.9	7.7	4.9	0.1	0.3	0.0	10.0
Madagascar	674	0.1	0.1	0.0	0.1	0.1	0.2	0.0	0.4	0.0	0.0	0.3	0.2
Malawi	676	0.9	0.0	0.0	0.0
Mali	678	0.9	1.3	0.8	0.9	0.6	1.7	0.0	0.0	0.0	0.0	0.0	0.2
Mauritius	684	0.6	0.8	0.5	1.8	0.5	2.2	0.9	0.7	0.7	1.5	0.8	7.4
Mozambique	688	0.3	0.2	0.3	0.3	0.4	0.1	0.0	0.0	0.1	0.8	0.2	0.0
Namibia	728	0.1	0.1	0.1	0.0	6.6	14.8	17.2	10.2	10.4	5.3	13.2
Niger	692	1.3	0.2	0.1	0.6	0.0	0.0	0.0	0.0	0.0
Nigeria	694	149.7	80.0	107.5	42.4	40.8	75.7	1,157.3	914.9	1,354.9	732.5	223.0	509.2
Rwanda	714	0.0	0.0	0.0	0.4	0.1	0.0	0.0	0.0	0.0	0.0	0.0
São Tomé & Príncipe	716	0.0	1.0	0.2	0.0	0.1	0.1	0.4	0.0	0.0	0.0	0.0	0.0
Senegal	722	21.1	20.3	14.8	16.1	23.2	65.9	33.5	30.6	37.8	44.5	61.5	60.7
Seychelles	718	0.2	0.0	0.0	0.0	0.0	0.8	0.0	0.0	0.0	0.1
Sierra Leone	724	0.1	0.0	0.0	0.4	0.0	0.0	0.0	0.0	0.0	3.1
South Africa	199	53.6	1.2	11.8	126.4	136.0	122.3	122.5	74.1	136.4
Tanzania	738	0.3	0.1	0.1	0.2	0.3	1.4	0.5	0.0	0.1	0.0	0.1	0.5
Togo	742	45.7	13.7	3.2	15.0	41.3	62.6	191.4	73.3	176.8	234.9	130.1	529.4
Uganda	746	0.8	0.6	0.4	0.2	0.1	0.0	0.0	0.0	0.1	0.1	0.2
Zambia	754	0.1	0.4	0.1	0.1	0.1	0.9	0.0	0.0	0.0	0.1	0.5	0.5
Zimbabwe	698	0.0	0.0	0.0	0.0	0.0	0.2	0.0	0.0	0.1
Africa n.s.	799	0.0	0.2
Western Hemisphere	205	11.5	8.6	5.3	4.7	4.1	7.7	222.0	284.0	243.0	214.9	171.8	545.6
Anguilla	312	0.3
Antigua and Barbuda	311	0.0	0.1	0.1	0.1	0.5	0.0	26.8	30.0	29.9	20.7	17.7	118.4
Argentina	213	0.2	0.3	0.2	0.3	0.3	0.3	51.7	57.7	51.9	49.9	33.4	105.6
Bahamas, The	313	0.1	0.2
Barbados	316	0.0	0.0	0.0	0.0	0.0	0.0	0.0	0.2
Belize	339	9.5	1.1	4.8	2.2	8.7	0.3
Bermuda	319	0.2
Bolivia	218	0.0	0.0	0.0	0.0	0.0	2.1	0.4
Brazil	223	6.2	4.5	3.4	2.6	0.7	2.0	103.4	121.1	115.0	111.2	62.5	196.7
Chile	228	0.1	2.5	28.5	8.6	3.0	1.1	1.8
Colombia	233	0.0	0.1	0.0	0.0	0.2	3.3	1.9	3.2	3.6	2.2	5.3
Costa Rica	238	3.2	1.7	0.1	0.1	2.4	3.8	9.7	8.8	6.0	0.7
Curacao	354	0.1	0.1	0.1	0.0	0.2
Dominica	321	0.1	0.0	0.0	0.0	0.0	0.2
Dominican Republic	243	1.1	1.3	1.3	1.3	2.1	1.3	0.3	3.3	1.3	0.0	0.8	0.2
Ecuador	248	1.0	2.0
El Salvador	253	e 0.0	e 0.0	e 0.0	e 0.4	e 0.0	0.0	0.0	0.1	0.0	0.0
Greenland	326	e 0.0	e 0.0	e 0.0	e 0.0	e 0.0	0.0	0.2
Grenada	328	e 0.0	e 0.0	e 0.0	e 0.0	e 0.0	e 0.0	0.0	0.0	0.2

Cameroon (622)

In Millions of U.S. Dollars

		Exports (FOB)						Imports (CIF)					
		2012	2013	2014	2015	2016	2017	2012	2013	2014	2015	2016	2017
Guatemala	258	0.0	13.7	2.2	5.3	4.6	21.4
Guyana	336	0.2
Haiti	263	0.0	0.0	0.1	1.8	0.1	0.8
Honduras	268	0.0	0.7	0.0	0.0	0.0	0.2
Jamaica	343	0.0	0.0	0.0	0.0	18.3	26.7
Mexico	273	0.7	0.6	0.1	0.1	0.2	0.1	3.5	7.6	9.0	6.2	4.4	15.4
Nicaragua	278	0.9	0.0	0.0	0.0	0.0	0.0	0.0
Panama	283	0.0	0.0	0.1	0.1	0.0	6.9
Paraguay	288	8.4	1.4	0.2
Peru	293	0.0	0.0	0.9	0.9	3.0	0.7	0.2	2.9	7.1
Trinidad and Tobago	369	0.0	0.0	0.0	0.0	0.0	0.0	0.0	0.1	0.0
Uruguay	298	0.0	0.0	2.6	3.1	5.2	1.8	3.3	10.8
Venezuela, Rep. Bol.	299	0.0	0.0	0.0	14.7	0.0	0.0	1.7	0.0	0.0
Western Hem. n.s.	399	0.1	2.5	22.8
Other Countries n.i.e	910	0.4	3.0	0.0	0.2	0.0	0.0	0.1	0.0	0.2	0.2	0.2	0.7
Cuba	928	0.0	0.0	0.0	0.0	0.0	0.0	0.2
Korea, Dem. People's Rep.	954	0.4	3.0	0.0	0.2	0.0	0.0	0.0	0.2	0.2	0.2	0.5
Countries & Areas n.s.	898	3.1	22.3	16.4	2.5	6.3
Memorandum Items													
Africa	605	756.0	555.1	660.7	493.3	362.6	774.8	1,904.9	1,681.7	2,271.1	1,511.1	825.9	1,803.9
Middle East	405	20.3	17.7	24.0	23.1	19.5	40.9	133.6	117.4	132.6	122.4	97.1	248.0
European Union	998	2,419.3	2,957.4	2,743.8	1,929.8	1,157.7	3,579.7	2,147.9	2,156.6	2,056.4	1,675.4	1,575.7	3,310.8
Export earnings: fuel	080	529.9	392.2	443.8	313.2	248.6	499.4	1,434.4	1,225.0	1,647.4	969.3	446.9	1,098.6
Export earnings: nonfuel	092	3,811.5	4,118.5	4,808.4	3,727.3	1,910.1	6,028.7	5,051.4	5,497.4	5,933.4	5,060.9	4,463.0	9,283.3

Canada (156)

In Millions of U.S. Dollars

		Exports (FOB)						Imports (FOB)					
		2012	2013	2014	2015	2016	2017	2012	2013	2014	2015	2016	2017
IFS World		461,958.5	465,420.3	478,743.7	410,829.3	393,502.4	423,706.9	462,469.3	461,895.0	463,192.0	419,655.4	403,004.1
World	001	455,249.7	458,321.2	474,626.7	408,265.0	389,662.6	418,857.4	462,445.5	461,903.7	460,932.6	419,783.2	402,769.7	431,562.0
Advanced Economies	110	401,990.9	406,221.4	424,852.0	362,833.0	346,373.2	372,264.5	321,512.4	327,537.3	332,070.2	299,633.4	286,190.1	303,684.8
Euro Area	163	18,088.1	17,179.1	19,978.1	15,585.5	15,360.9	15,160.6	36,577.0	37,976.5	38,465.6	35,889.4	34,643.2	38,060.9
Austria	122	322.6	409.6	246.9	257.2	173.0	267.0	1,339.5	1,438.7	1,521.0	1,403.3	1,321.8	1,451.8
Belgium	124	2,312.8	2,418.3	3,190.4	2,383.8	2,223.8	1,698.7	1,723.7	1,760.5	1,870.6	1,685.4	1,674.6	2,442.5
Cyprus	423	9.6	7.9	80.3	6.2	13.5	10.5	3.7	3.7	3.0	3.1	2.9	2.3
Estonia	939	22.9	18.1	29.7	18.1	15.4	18.0	48.5	79.7	86.1	84.4	126.1	63.4
Finland	172	455.9	336.3	540.2	508.8	505.9	505.4	1,048.3	1,265.3	1,272.0	763.5	639.8	895.4
France	132	3,154.3	3,053.4	2,997.8	2,447.2	2,576.4	2,580.5	5,020.6	5,225.6	5,350.1	5,316.7	4,515.5	4,730.1
Germany	134	3,578.6	3,379.4	2,840.5	2,821.9	3,066.8	3,168.8	14,311.7	14,950.7	14,444.7	13,560.0	13,029.9	13,669.6
Greece	174	98.4	86.3	105.8	88.8	62.7	74.5	153.1	148.6	168.1	178.6	182.2	189.5
Ireland	178	317.2	414.9	458.4	472.7	375.5	454.1	1,272.8	1,350.4	1,350.9	1,300.5	1,458.3	1,778.5
Italy	136	1,710.3	1,886.9	3,780.8	1,763.1	1,750.3	1,747.1	5,229.8	5,645.0	5,798.7	5,763.2	5,695.3	6,238.7
Latvia	941	54.7	145.4	27.9	22.9	167.7	394.6	20.1	21.4	30.0	33.8	27.7	34.0
Lithuania	946	78.2	86.5	68.9	40.6	38.5	58.6	186.4	185.0	210.6	185.0	284.2	173.8
Luxembourg	137	175.9	79.4	83.6	158.5	100.9	87.5	147.5	155.4	148.6	145.1	117.4	119.1
Malta	181	59.2	108.7	745.8	745.5	550.9	152.4	35.7	48.8	41.4	43.8	35.0	34.3
Netherlands	138	4,562.7	3,459.8	3,470.8	2,785.6	2,121.0	2,395.7	3,543.8	3,283.8	3,351.3	2,684.1	2,785.3	3,048.5
Portugal	182	125.1	301.5	205.5	146.6	194.4	206.9	310.1	364.3	431.1	486.9	423.3	443.8
Slovak Republic	936	69.7	44.3	30.6	18.4	32.3	25.1	288.4	296.3	286.4	302.4	393.7	463.5
Slovenia	961	59.6	10.8	57.2	19.8	43.5	58.6	143.1	126.4	113.6	112.0	126.3	133.3
Spain	184	920.5	931.5	1,017.0	879.8	1,348.3	1,256.6	1,750.2	1,626.6	1,987.2	1,837.6	1,804.1	2,148.7
Australia	193	2,038.1	1,604.6	1,590.3	1,476.8	1,464.3	1,537.6	2,079.1	1,748.7	1,305.2	1,314.7	1,513.7	1,459.9
China,P.R.: Hong Kong	532	2,473.8	4,744.6	4,134.8	3,054.3	1,750.2	1,700.3	279.7	249.1	250.7	252.1	221.8	299.2
China,P.R.: Macao	546	7.6	25.1	26.7	45.7	17.5	23.4	13.6	15.6	7.1	4.7	4.5	5.6
Czech Republic	935	117.1	129.6	117.0	148.1	131.5	149.2	411.8	434.0	451.1	457.0	409.4	479.3
Denmark	128	333.8	235.6	240.4	265.1	286.9	312.1	948.9	973.6	971.5	797.6	774.8	1,060.5
Iceland	176	49.9	43.0	59.7	69.0	57.7	59.0	55.8	43.2	57.9	77.1	61.2	75.6
Israel	436	265.8	369.2	404.7	267.2	311.9	316.7	1,145.9	1,029.4	1,000.6	946.5	974.9	986.3
Japan	158	10,368.6	10,323.2	9,714.3	7,622.5	8,102.9	9,106.0	15,037.6	13,339.2	12,009.4	11,567.0	11,944.7	13,427.6
Korea, Republic of	542	3,718.5	3,394.5	3,784.5	3,149.4	3,300.5	3,926.5	6,375.2	7,131.0	6,560.3	6,170.0	8,010.7	6,619.2
New Zealand	196	386.1	384.4	374.2	370.0	351.5	378.2	534.4	499.6	555.4	533.4	501.4	544.9
Norway	142	2,322.0	1,999.8	2,024.7	1,466.4	1,150.1	1,518.6	3,744.2	3,654.1	704.3	1,335.2	1,194.4	1,629.1
Singapore	576	909.2	947.1	1,185.5	1,172.6	1,012.1	1,040.4	1,427.5	1,262.5	1,046.6	748.4	740.5	767.7
Sweden	144	447.7	341.4	354.4	379.1	403.6	565.9	2,091.9	1,868.9	1,648.0	1,459.4	1,550.1	1,692.5
Switzerland	146	851.8	1,702.8	1,351.2	936.2	976.2	1,535.2	3,582.8	3,851.8	3,520.8	3,543.5	3,403.1	3,386.3
Taiwan Prov. of China	528	1,464.7	1,462.5	1,269.9	1,145.2	1,195.4	1,270.4	4,585.9	4,579.1	4,184.3	4,265.8	3,833.8	4,159.2
United Kingdom	112	18,783.5	13,612.2	13,761.4	12,501.1	12,911.2	13,586.6	8,542.8	8,193.9	8,278.5	7,191.5	6,217.5	6,720.5
United States	111	339,364.3	347,722.8	364,480.2	313,178.8	297,589.0	320,077.8	234,078.4	240,687.1	251,053.0	223,080.1	210,190.4	222,310.6
Emerg. & Dev. Economies	200	52,828.0	51,643.3	49,368.6	45,042.7	42,966.3	46,281.0	136,941.5	130,491.0	125,093.6	115,699.0	113,368.5	124,433.6
Emerg. & Dev. Asia	505	26,890.0	27,951.9	25,579.1	24,128.8	22,905.0	25,652.9	64,551.4	65,458.9	67,825.1	66,736.3	64,452.6	71,438.9
American Samoa	859	1.0	1.1	1.2	4.1	1.1	1.4	0.5	0.1	0.4	0.4	0.9	0.6
Bangladesh	513	525.9	642.7	641.7	701.3	584.9	584.8	1,132.4	1,157.3	1,110.8	1,158.8	1,222.3	1,266.4
Bhutan	514	0.0	0.2	0.1	0.2	0.1	0.4	0.1	0.2	0.0	0.3	0.0	0.4
Brunei Darussalam	516	4.3	22.7	9.7	2.3	9.2	2.5	6.7	6.4	6.4	3.5	1.5	4.2
Cambodia	522	7.6	5.1	1.6	20.2	31.4	39.1	599.3	676.6	749.7	803.4	896.8	999.4
China,P.R.: Mainland	924	19,393.7	19,892.8	17,503.1	15,799.2	15,819.8	18,011.6	50,771.1	51,161.4	52,980.8	51,240.2	48,581.8	54,540.1
Fiji	819	10.0	5.8	5.1	19.4	9.1	10.3	4.3	3.8	4.7	4.8	4.7	6.4
F.T. French Polynesia	887	8.5	20.6	15.2	8.8	6.7	11.0	0.8	0.7	1.1	0.9	1.3	0.8
F.T. New Caledonia	839	23.1	14.5	14.5	47.3	32.5	45.3	0.4	0.3	0.1	0.5	0.3	1.4
Guam	829	1.6	2.6	1.9	1.6	2.0	1.8	0.1	0.6	0.2	0.2	0.1	0.1
India	534	2,360.4	2,718.0	2,895.9	3,327.8	2,933.5	2,802.0	2,857.9	2,894.2	2,867.1	3,087.2	3,048.7	3,195.7
Indonesia	536	1,683.3	1,855.8	1,831.5	1,423.7	1,094.3	1,330.8	1,314.8	1,333.9	1,367.0	1,307.3	1,222.7	1,329.7
Kiribati	826	0.0	0.0	0.0	0.1	0.8	1.1	0.1	0.1	0.1	0.0	0.0	0.2
Lao People's Dem. Rep.	544	9.5	6.1	10.6	4.5	8.7	4.7	10.0	10.8	14.9	18.5	19.3	24.5
Malaysia	548	783.2	759.1	718.2	622.0	532.0	551.2	2,227.7	2,116.4	2,185.9	2,064.8	1,955.7	2,145.1
Maldives	556	4.8	9.4	16.2	15.0	15.1	25.6	0.9	0.5	0.8	0.9	1.1	0.3
Mongolia	948	72.0	35.3	7.2	6.9	7.5	18.2	166.0	126.0	1.2	2.2	1.4	1.6
Myanmar	518	3.1	8.1	19.2	18.5	28.6	31.5	1.8	8.2	12.8	21.4	62.4	94.1

Canada (156)

In Millions of U.S. Dollars

		Exports (FOB)						Imports (FOB)					
		2012	2013	2014	2015	2016	2017	2012	2013	2014	2015	2016	2017
Nauru	836	0.1	0.0	0.2	0.0	0.3	0.1	0.3	0.0	0.3	0.2
Nepal	558	6.6	10.0	10.0	17.6	7.4	11.4	12.3	11.8	11.8	11.1	10.7	10.2
Papua New Guinea	853	31.1	20.9	26.2	24.3	12.7	8.4	1.6	1.6	2.4	2.5	2.8	2.9
Philippines	566	529.6	585.2	515.5	591.0	473.9	631.9	992.3	1,103.5	1,119.6	1,112.3	1,023.3	1,068.7
Samoa	862	0.1	0.1	0.3	0.3	0.1	0.1	0.1	0.4	0.1	0.0	0.3	0.2
Solomon Islands	813	0.2	0.2	0.3	1.1	0.1	1.4	0.4	0.4	0.3	0.2	0.3	0.2
Sri Lanka	524	322.1	176.7	238.7	247.0	205.6	161.0	189.5	199.6	230.5	260.3	263.3	285.1
Thailand	578	717.7	731.8	647.1	694.3	679.2	561.9	2,634.9	2,560.2	2,586.9	2,432.4	2,382.9	2,540.0
Timor-Leste	537	0.0	0.2	0.2	0.1	0.3	0.1	1.1	1.7	2.6	2.2	2.4	3.5
Tonga	866	0.1	0.1	1.0	0.8	0.2	0.5	0.1	0.0	0.0	0.0	0.0	0.0
Vanuatu	846	1.2	0.7	0.4	0.5	0.2	0.3	0.1	0.1	1.4	0.0	0.2	0.3
Vietnam	582	370.4	414.4	431.7	513.1	393.3	795.1	1,618.4	2,074.2	2,558.9	3,195.6	3,742.8	3,915.0
Asia n.s.	598	18.9	11.8	14.7	15.7	14.8	7.2	5.7	7.6	6.7	4.2	2.5	2.1
Europe	170	3,981.7	3,626.2	3,147.1	2,309.4	2,513.6	2,981.5	9,452.7	7,693.3	5,706.5	5,180.8	5,254.6	6,519.9
Emerg. & Dev. Europe	903	1,914.8	1,786.9	1,631.6	1,519.3	1,738.8	2,054.6	3,554.9	3,548.1	3,884.4	3,334.7	3,574.9	4,145.3
Albania	914	45.2	35.7	43.9	28.8	12.0	16.6	5.3	6.2	6.8	6.5	6.4	9.8
Bosnia and Herzegovina	963	2.2	1.8	3.5	2.0	2.6	2.6	12.9	15.0	14.9	17.5	18.7	17.1
Bulgaria	918	169.6	71.5	88.1	67.9	234.2	272.6	200.5	167.1	108.8	100.5	105.3	106.0
Croatia	960	17.1	20.4	20.5	39.9	16.0	34.8	33.0	97.8	50.2	41.9	42.4	39.8
Faroe Islands	816	0.6	0.4	1.3	0.5	0.8	0.2	9.0	8.2	7.0	9.9	5.1	4.8
Gibraltar	823	28.2	77.7	0.2	0.2	0.2	57.4	0.0	2.8	0.0	0.0	2.7	0.1
Hungary	944	214.3	143.5	82.8	74.1	57.1	56.5	421.7	418.1	495.9	478.7	457.0	576.3
Macedonia, FYR	962	12.3	13.8	5.2	4.5	2.7	3.2	10.0	11.5	13.3	10.2	10.2	8.6
Montenegro	943	1.0	1.4	2.2	1.4	2.5	3.9	0.7	0.6	0.5	0.5	0.4	2.3
Poland	964	446.4	443.5	313.0	347.1	463.7	536.2	1,095.3	1,220.7	1,443.8	1,382.5	1,447.8	1,484.5
Romania	968	114.9	102.1	98.1	66.9	71.1	110.1	273.8	264.4	381.9	210.3	397.3	424.2
Serbia, Republic of	942	10.5	11.8	15.2	13.3	11.0	11.2	14.0	55.5	76.5	62.7	48.2	44.4
Turkey	186	852.4	863.3	957.4	872.7	864.9	949.4	1,478.6	1,280.1	1,284.8	1,013.5	1,033.3	1,427.3
CIS	901	2,066.8	1,839.4	1,515.3	789.9	774.6	926.7	5,896.5	4,144.7	1,822.0	1,845.8	1,679.3	2,374.0
Armenia	911	13.7	13.8	13.7	9.9	4.6	6.9	80.0	86.5	93.3	111.7	142.1	20.1
Azerbaijan, Rep. of	912	40.8	30.2	37.2	11.3	9.7	10.9	1,235.6	463.0	431.4	341.8	101.9	960.8
Belarus	913	2.9	1.6	30.1	5.8	2.6	2.3	120.8	34.1	43.9	27.1	74.4	31.4
Georgia	915	20.2	27.6	12.8	12.1	16.7	31.7	106.5	87.2	69.0	78.7	46.1	30.2
Kazakhstan	916	101.8	166.8	116.4	93.0	61.1	111.4	3,190.0	2,518.4	431.7	407.2	523.4	374.2
Kyrgyz Republic	917	20.6	14.3	13.0	11.6	10.8	7.8	0.9	0.1	0.2	0.2	0.2	0.3
Moldova	921	1.2	4.0	4.1	1.3	0.9	1.3	3.5	3.3	4.2	7.8	7.8	10.2
Russian Federation	922	1,654.0	1,348.9	1,131.5	451.8	457.6	515.5	993.3	841.1	655.8	816.4	701.9	859.8
Tajikistan	923	5.0	9.7	7.7	11.4	3.4	2.3	0.1	0.0	0.0	0.0	0.0	0.2
Turkmenistan	925	49.9	13.9	12.5	5.2	4.9	23.2	0.9	1.1	1.7	1.6	0.3	0.2
Ukraine	926	149.4	204.4	130.9	165.7	199.0	207.5	164.4	109.6	90.2	53.0	81.0	86.3
Uzbekistan	927	7.3	4.2	5.4	10.9	3.3	5.8	0.6	0.4	0.5	0.3	0.3	0.3
Europe n.s.	884	0.1	0.0	0.3	0.2	0.1	0.1	1.3	0.5	0.1	0.2	0.4	0.6
Mid East, N Africa, Pak	440	6,136.3	5,057.3	5,595.0	5,148.9	4,928.2	4,850.2	14,488.5	11,162.6	6,903.7	3,975.1	4,484.9	4,562.2
Afghanistan, I.R. of	512	42.2	39.2	15.7	10.9	20.0	17.4	2.0	2.0	2.2	2.3	3.0	2.8
Algeria	612	420.8	359.0	414.3	467.4	386.4	539.7	5,992.0	3,267.7	1,205.9	741.9	1,417.3	624.3
Bahrain, Kingdom of	419	69.6	37.0	49.8	35.9	25.6	80.0	78.3	52.4	37.0	33.9	24.6	10.3
Djibouti	611	3.1	2.6	1.6	1.4	2.0	1.3	0.0	0.0	0.0	0.0	0.0	0.5
Egypt	469	452.1	479.1	418.7	335.0	250.6	225.5	522.8	605.2	558.4	580.5	780.9	764.8
Iran, I.R. of	429	95.8	13.8	57.5	75.3	101.2	101.9	40.0	22.1	20.3	21.2	35.0	66.4
Iraq	433	395.7	191.9	253.8	139.0	97.2	55.8	3,940.9	3,125.1	1,690.2	0.2	1.1	53.0
Jordan	439	115.3	63.7	70.9	70.0	61.3	56.3	21.8	44.6	56.6	60.6	69.3	77.9
Kuwait	443	97.3	133.0	129.2	138.8	125.5	127.8	19.6	120.6	3.4	12.3	11.1	7.4
Lebanon	446	115.3	72.0	76.1	89.0	113.4	97.0	20.9	19.8	22.3	21.9	21.4	24.0
Libya	672	153.5	112.3	71.4	22.8	12.7	15.7	5.9	80.8	9.1	10.7	5.9	6.6
Mauritania	682	20.0	17.7	10.6	5.6	10.8	16.2	0.2	0.3	0.1	0.2	0.4	0.4
Morocco	686	369.4	430.1	357.9	238.9	259.3	302.9	154.5	187.9	280.3	319.4	318.4	321.0
Oman	449	185.8	126.1	117.7	120.7	110.1	63.0	30.7	7.7	50.8	40.3	23.8	30.2
Pakistan	564	280.0	158.3	351.7	542.4	812.2	576.5	277.7	286.0	286.2	274.8	274.5	313.8
Qatar	453	201.4	121.0	172.6	135.6	132.9	122.0	171.6	179.3	54.1	38.7	27.2	13.2
Saudi Arabia	456	1,384.4	888.3	1,127.8	933.9	936.8	1,108.8	2,849.3	2,634.0	2,415.5	1,612.8	1,303.6	2,020.9

Canada (156)

In Millions of U.S. Dollars

		Exports (FOB)						Imports (FOB)					
		2012	2013	2014	2015	2016	2017	2012	2013	2014	2015	2016	2017
Somalia	726	0.3	0.8	1.3	1.1	1.9	4.8	0.1	0.0	0.1	0.2	0.2	0.2
Sudan	732	114.9	148.7	209.4	93.8	33.1	19.3	106.2	70.8	64.6	24.9	0.3	0.2
Syrian Arab Republic	463	10.2	1.8	2.8	2.7	3.3	17.4	2.9	1.7	0.5	0.7	1.0	0.9
Tunisia	744	136.8	103.8	83.4	97.6	78.2	42.9	51.2	311.5	67.3	66.9	68.8	76.4
United Arab Emirates	466	1,458.4	1,537.5	1,580.8	1,585.9	1,349.5	1,248.3	199.8	142.8	78.5	110.4	96.8	146.6
Yemen, Republic of	474	14.1	19.4	20.1	5.2	4.3	9.8	0.1	0.2	0.1	0.2	0.1	0.1
Sub-Saharan Africa	603	2,181.7	2,237.3	2,569.0	2,230.1	1,689.6	1,480.7	6,660.7	4,565.5	3,566.6	2,758.6	2,692.2	2,380.4
Angola	614	108.5	77.1	75.3	54.4	40.7	62.3	1,934.2	1,509.5	1,066.4	521.8	2.8	129.9
Benin	638	22.3	22.4	27.6	27.6	14.3	20.1	0.1	0.2	0.0	0.0	0.2	0.3
Botswana	616	3.5	300.2	564.0	503.4	229.5	5.7	0.9	7.4	0.2	1.6	1.6	0.8
Burkina Faso	748	66.8	48.3	24.0	27.7	36.4	42.5	7.7	0.4	43.6	28.4	31.7	0.6
Burundi	618	1.4	2.5	2.9	0.4	1.1	1.2	0.4	0.2	0.2	0.4	0.3	0.2
Cabo Verde	624	0.7	1.5	61.3	1.7	1.9	1.8	0.0	0.0	0.1	0.1	0.1	0.1
Cameroon	622	39.7	42.9	6.9	57.0	42.1	33.3	11.1	8.7	102.2	5.5	7.3	6.9
Central African Rep.	626	0.2	0.0	0.0	1.3	0.3	0.2	0.8	0.9	0.7	0.3	0.1	0.1
Chad	628	4.3	24.0	32.7	8.2	1.5	3.3	115.9	0.3	0.2	0.2	0.3	0.2
Comoros	632	0.5	0.3	0.8	0.4	1.3	0.4	0.4	0.3	0.2	0.1	0.0	0.1
Congo, Dem. Rep. of	636	22.8	15.8	22.7	21.1	12.1	10.3	1.6	3.6	24.0	55.7	20.7	31.1
Congo, Republic of	634	20.4	18.3	0.8	22.1	29.4	15.6	2.0	2.7	6.3	13.8	58.0	1.9
Côte d'Ivoire	662	37.8	36.8	74.6	51.5	51.6	29.5	449.5	471.7	469.2	239.5	319.1	243.9
Equatorial Guinea	642	10.9	5.1	4.0	3.1	4.7	3.2	440.4	0.0	0.0	0.0	41.7	32.1
Eritrea	643	2.6	1.2	1.0	0.4	0.2	0.1	373.1	157.2	0.0	15.1	10.5	0.0
Eswatini, Kingdom of	734	2.0	4.2	4.6	2.3	2.9	3.3	3.0	2.5	1.6	1.5	1.3	1.2
Estonia	939	22.9	18.1	29.7	18.1	15.4	18.0	48.5	79.7	86.1	84.4	126.1	63.4
Ethiopia	644	124.7	20.5	124.6	25.7	61.8	68.3	17.7	17.3	22.2	19.0	25.2	25.6
Gabon	646	26.1	27.8	24.4	24.7	9.2	8.1	1.1	1.1	2.5	14.3	0.9	1.2
Gambia, The	648	1.0	1.3	0.9	0.7	1.1	5.1	0.1	0.1	0.1	0.1	0.1	0.5
Ghana	652	216.5	246.1	142.2	168.5	190.6	189.3	20.3	22.2	21.3	38.6	50.2	51.6
Guinea	656	28.4	13.9	9.5	11.2	11.7	10.9	72.4	48.6	46.0	45.8	38.7	48.3
Guinea-Bissau	654	0.1	0.1	0.0	0.0	0.2	0.1	0.0	0.0	0.0	0.0	0.0	0.0
Kenya	664	95.8	107.5	111.9	73.0	83.0	113.7	21.2	22.0	25.6	24.2	24.3	26.5
Lesotho	666	1.1	0.0	0.3	1.1	0.0	0.2	9.0	7.4	5.6	5.4	5.8	6.6
Liberia	668	14.1	11.2	12.4	8.4	10.1	3.3	34.3	33.1	32.0	31.7	30.1	27.6
Madagascar	674	20.3	21.2	13.1	18.7	8.7	12.3	86.1	94.2	84.5	63.4	58.7	76.8
Malawi	676	4.0	8.5	6.1	12.2	7.4	10.6	109.3	132.3	62.1	2.4	3.6	1.9
Mali	678	16.0	11.9	11.1	15.8	21.6	20.3	1.2	0.4	0.5	0.7	0.9	1.8
Mauritius	684	4.8	5.4	5.9	7.4	6.2	4.9	13.0	13.9	14.4	18.9	14.2	13.4
Mozambique	688	38.9	51.9	81.9	34.7	34.1	33.8	5.2	4.7	2.9	0.7	2.9	1.8
Namibia	728	9.8	15.8	9.9	6.1	6.4	1.8	195.6	157.8	78.9	99.7	46.7	72.8
Niger	692	6.6	4.5	3.2	4.6	13.7	3.8	0.5	1.1	1.2	1.5	1.3	1.4
Nigeria	694	327.3	433.9	477.5	365.3	236.3	335.3	2,015.3	1,146.2	394.7	765.8	1,199.0	807.7
Rwanda	714	51.5	5.2	26.1	25.3	3.4	4.0	1.7	1.9	1.0	0.9	1.4	1.3
São Tomé & Príncipe	716	0.2	0.1	0.1	0.1	0.0	0.0	0.0	0.0	0.0	0.0	0.0
Senegal	722	37.4	25.2	37.3	26.9	30.0	38.0	0.9	2.6	2.7	6.4	4.7	2.5
Seychelles	718	10.6	19.2	22.4	8.1	1.3	8.5	3.0	2.2	1.5	3.7	0.8	0.6
Sierra Leone	724	11.4	9.1	6.5	7.1	5.6	6.1	0.9	1.0	1.4	2.2	1.8	4.4
South Africa	199	634.6	454.5	398.1	488.9	355.8	270.1	692.9	665.3	1,000.1	688.7	644.9	708.5
South Sudan, Rep. of	733	0.3	0.7	0.0
Tanzania	738	80.7	73.6	66.2	40.1	65.4	44.5	9.0	8.3	39.6	9.8	10.4	10.6
Togo	742	24.8	15.8	16.2	14.6	12.7	11.1	0.7	1.6	2.4	19.5	19.8	11.1
Uganda	746	10.0	22.6	29.2	21.4	20.1	18.0	3.2	4.5	4.4	7.2	6.5	11.5
Zambia	754	33.1	25.6	23.9	32.4	14.1	14.9	2.8	2.7	2.1	2.3	0.9	1.9
Zimbabwe	698	7.6	4.1	3.8	4.4	8.5	9.8	2.1	7.4	1.7	1.8	1.8	11.7
Africa n.s.	799	0.2	0.1	1.0	0.1	0.1	0.2	0.0	0.2	0.1	0.2	0.8	1.3
Western Hemisphere	205	13,638.3	12,770.6	12,478.4	11,225.5	10,930.0	11,315.6	41,788.2	41,610.6	41,091.7	37,048.3	36,484.2	39,532.2
Anguilla	312	0.3	1.2	0.0	0.1
Antigua and Barbuda	311	18.9	15.5	10.3	8.4	7.2	7.5	1.7	0.6	0.4	0.4	0.2	0.2
Argentina	213	299.4	283.9	220.9	242.5	231.7	337.3	2,226.3	1,800.2	1,760.6	1,447.0	1,207.8	1,392.5
Aruba	314	11.4	15.2	9.5	7.5	11.2	5.0	0.0	4.4	4.8	43.5	19.9	23.4
Bahamas, The	313	506.5	188.1	224.4	59.8	89.6	165.7	149.0	42.2	83.5	28.1	10.3	9.9

Canada (156)

In Millions of U.S. Dollars

		Exports (FOB)						Imports (FOB)					
		2012	2013	2014	2015	2016	2017	2012	2013	2014	2015	2016	2017
Barbados	316	62.5	147.0	177.7	56.8	32.5	28.5	9.5	18.2	11.6	8.8	8.9	9.6
Belize	339	8.5	8.2	19.6	7.9	8.4	12.2	3.2	2.4	1.5	2.9	1.5	1.4
Bermuda	319	34.3	38.1	33.0	32.7	56.0	39.2	2.4	1.1	1.3	1.4	3.0	1.3
Bolivia	218	33.7	25.2	37.5	22.4	19.0	36.6	250.7	226.7	238.4	150.7	152.7	211.7
Brazil	223	2,609.8	2,384.5	1,969.5	1,769.5	1,544.0	1,320.4	3,977.0	3,518.6	3,134.6	2,919.2	2,920.5	3,621.1
Chile	228	789.6	777.1	1,029.5	619.5	548.2	680.7	1,680.8	1,706.4	1,561.0	1,454.0	1,271.6	1,562.0
Colombia	233	828.8	690.1	847.2	613.0	592.4	574.2	664.9	672.1	806.5	649.3	595.1	756.8
Costa Rica	238	185.6	111.3	164.6	127.0	109.0	121.8	513.8	574.3	523.1	393.3	384.2	394.3
Curacao	354	2.6	8.3	0.6	0.4
Dominica	321	5.5	4.8	8.3	3.8	3.2	4.7	0.2	1.1	0.3	0.6	0.2	0.3
Dominican Republic	243	127.6	148.1	176.9	137.7	114.2	127.3	284.6	1,193.8	1,488.8	804.7	877.6	938.4
Ecuador	248	265.3	294.0	258.5	257.5	183.6	239.2	261.3	285.5	252.0	247.7	204.2	162.0
El Salvador	253	34.7	41.6	45.3	46.8	45.0	45.7	97.3	106.8	80.3	85.3	50.7	79.8
Falkland Islands	323	0.0	0.1	0.2	0.0	0.0	0.0	0.6	0.4	0.1	0.7	0.9	0.0
Greenland	326	10.9	9.9	13.2	17.4	17.2	16.3	0.4	0.2	0.6	0.4	0.5	0.4
Grenada	328	5.7	4.6	5.5	4.8	6.2	7.7	2.3	1.8	1.8	1.7	1.2	0.6
Guatemala	258	113.8	95.5	101.0	94.8	86.6	88.4	405.9	367.3	492.8	489.8	613.4	550.4
Guyana	336	26.8	18.2	23.5	20.1	27.9	22.2	455.3	472.5	304.1	209.3	503.3	509.1
Haiti	263	36.0	36.8	43.5	43.1	47.6	57.4	30.2	31.5	36.5	30.0	28.8	32.5
Honduras	268	38.8	42.5	40.4	31.2	28.3	33.3	218.7	228.1	221.5	264.0	265.2	293.5
Jamaica	343	136.7	117.2	109.1	89.2	85.7	94.6	102.4	199.1	239.2	186.3	154.1	130.1
Mexico	273	5,394.8	5,231.0	4,961.1	5,134.7	5,766.2	5,990.2	25,553.0	25,941.4	25,992.1	24,365.6	25,033.6	27,121.0
Montserrat	351	0.0	0.3	0.0	0.0
Netherlands Antilles	353	167.6	42.9	19.6	20.7	19.9	4.2	0.4	0.4	6.8	4.2	1.9	0.0
Nicaragua	278	45.5	33.2	25.4	34.3	23.5	31.2	400.3	389.9	316.8	154.7	94.2	96.8
Panama	283	92.1	92.0	86.2	107.9	92.7	115.7	122.2	71.4	10.0	8.7	5.9	8.1
Paraguay	288	17.0	18.0	20.1	15.7	13.1	16.1	9.9	11.9	12.7	9.9	11.1	9.1
Peru	293	537.7	588.7	721.6	669.3	574.6	537.9	3,688.5	2,987.0	2,739.2	2,552.0	1,846.4	1,388.4
St. Kitts and Nevis	361	7.5	8.4	12.3	6.8	6.2	7.3	9.9	9.0	5.9	3.4	2.3	2.6
St. Lucia	362	10.1	10.6	10.8	8.8	8.0	6.8	0.3	0.3	0.3	0.2	0.4	0.4
St. Vincent & Grens.	364	6.9	8.9	12.4	9.4	5.3	4.4	0.2	0.2	0.1	0.1	0.1	0.1
Suriname	366	20.6	16.0	16.0	66.1	23.6	22.9	121.3	119.2	128.1	98.2	7.7	9.3
Trinidad and Tobago	369	329.4	329.5	285.9	239.9	164.5	234.0	246.2	184.0	504.1	268.8	116.4	135.3
Uruguay	298	42.4	48.1	52.6	65.2	112.8	73.4	72.2	70.4	93.7	74.3	70.3	60.3
Venezuela, Rep. Bol.	299	740.4	758.1	618.2	497.0	192.8	152.8	220.7	339.4	31.4	84.9	12.8	13.9
Western Hem. n.s.	399	35.2	87.8	67.2	36.4	29.3	43.2	4.7	30.6	5.0	4.2	4.5	4.9
Other Countries n.i.e	910	423.0	454.9	405.2	385.0	319.9	311.9	540.3	484.2	508.2	409.4	293.4	407.3
Cuba	928	422.5	454.8	405.1	385.0	319.8	311.8	540.2	484.1	508.1	409.2	293.3	407.2
Korea, Dem. People's Rep.	954	0.5	0.1	0.1	0.0	0.2	0.1	0.1	0.1	0.1	0.1	0.1
Special Categories	899	3,451.1	3,390.9	3,260.4	971.0
Countries & Areas n.s.	898	7.8	1.5	1.0	4.3	3.1	0.2	0.3	0.2	3,070.4	2,917.7	3,036.3
Memorandum Items													
Africa	605	3,247.1	3,300.0	3,647.5	3,135.9	2,460.9	2,407.0	12,964.8	8,403.8	5,184.8	3,912.1	4,497.7	3,403.5
Middle East	405	4,748.7	3,797.0	4,149.0	3,689.9	3,324.4	3,329.2	7,904.6	7,036.4	4,997.0	2,544.4	2,401.9	3,222.4
European Union	998	38,732.4	32,278.9	35,053.8	29,474.8	29,936.2	30,784.6	50,596.7	51,615.2	52,295.3	48,008.8	46,044.7	50,644.5
Export earnings: fuel	080	9,022.8	7,805.2	7,964.4	6,331.8	5,299.2	5,801.7	24,908.7	17,831.9	10,397.3	6,912.6	6,661.9	7,434.5
Export earnings: nonfuel	092	446,226.9	450,516.0	466,662.3	401,933.2	384,363.4	413,055.7	437,536.8	444,071.8	450,535.3	412,870.6	396,107.8	424,127.5

Central African Republic (626)

In Millions of U.S. Dollars

		Exports (FOB)						Imports (CIF)					
		2012	2013	2014	2015	2016	2017	2012	2013	2014	2015	2016	2017
IFS World		112.2	275.8
World	001	114.5	53.4	28.0	190.1	121.9	72.8	217.7	129.9	308.1	456.6	401.6	385.3
Advanced Economies	110	75.7	33.6	18.5	160.7	53.9	29.9	113.1	76.9	187.5	245.4	268.0	210.7
Euro Area	163	71.3	28.8	11.6	67.0	50.9	28.2	83.2	51.9	116.0	145.8	149.5	125.4
Austria	122	0.3	1.1	1.9	5.0	0.0	0.0	0.0	0.6	0.5
Belgium	124	51.4	16.1	0.0	0.1	1.8	1.8	8.2	2.9	28.8	15.3	7.5	10.2
Cyprus	423	0.0	0.0	0.0	0.1	0.0	0.0
Finland	172	0.6	0.0	0.0	0.1	0.0	0.1	0.0
France	132	11.1	5.4	4.3	61.6	43.0	20.0	54.8	32.0	66.1	96.2	84.8	65.1
Germany	134	8.4	7.2	6.9	3.5	3.3	0.8	6.8	1.7	3.2	4.2	5.0	10.0
Greece	174	0.1	0.0	0.2	0.1
Ireland	178	0.0	0.0	0.2	0.1	0.0	0.0	0.0
Italy	136	0.1	0.0	0.0	0.0	0.7	0.5	6.1	2.4	12.4	22.6	28.3	19.5
Lithuania	946	0.0	0.0	0.0	0.1
Luxembourg	137	0.0	0.2	0.0	0.0	0.0
Netherlands	138	0.1	3.8	11.5	3.5	4.8	19.0	17.4
Portugal	182	0.2	0.0	0.0	0.2	0.1	0.2	0.1	0.0	0.0	0.1	0.0
Spain	184	0.1	0.0	0.0	0.0	0.0	3.1	1.1	1.5	2.6	3.7	2.4
Australia	193	e 0.0	e 0.0	e 0.1	e 0.2	0.0	0.1	1.0	1.6	1.2	0.2
Canada	156	0.1	0.3	0.3	0.1	0.6	0.6	0.4
China,P.R.: Hong Kong	532	2.1	0.8	0.1	0.3	0.5	0.1	0.1	0.1	0.0
China,P.R.: Macao	546	e 0.0	e 0.0	e 0.1
Czech Republic	935	e 0.3	e 0.1	e 0.0	e 0.0	e 0.0	0.0	0.0	0.6	0.2	0.5	0.0
Denmark	128	0.1	0.1	0.1	0.3	0.7	0.0	1.4	4.1	8.0	8.5	7.9	6.1
Iceland	176	0.2	1.2	1.2	0.0	0.0	0.0
Israel	436	0.0	0.4	0.2	1.2	3.7	3.6
Japan	158	0.1	0.0	0.0	0.1	0.0	0.0	16.0	3.7	23.4	17.8	45.2	22.0
Korea, Republic of	542	0.1	0.2	0.0	0.2	0.1	0.6	0.3	0.6	0.8
New Zealand	196	e 0.0	e 0.0	e 0.0	e 0.0	e 0.0	e 0.2	0.0	0.0	0.0	1.1	0.1	0.1
Norway	142	e 0.0	e 4.3	e 6.6	e 92.8	e 0.0	e 0.0	0.0	0.1	0.3	0.0
Singapore	576	0.2	0.0	0.3	0.0	0.0	1.0	0.1	0.0
Sweden	144	0.2	0.0	0.4	0.2	1.5	0.3
Switzerland	146	1.0	0.0	1.0	2.3	5.5	6.0	4.7	5.4
Taiwan Prov.of China	528	e 0.3	e 0.0	e 0.0	e 0.0	e 0.4	e 0.1	e 0.2	e 0.0	e 0.0	e 0.2
United Kingdom	112	0.0	1.5	0.6	1.5	2.6	12.3	3.1
United States	111	0.1	0.0	0.0	0.0	8.1	12.7	28.9	55.9	39.6	46.8
Emerg. & Dev. Economies	200	38.8	19.7	9.5	29.3	67.9	42.9	104.4	52.9	120.6	211.1	133.3	174.3
Emerg. & Dev. Asia	505	16.0	9.4	8.3	8.0	12.2	11.7	43.4	18.3	43.7	55.3	55.9	77.1
Bangladesh	513	0.0	0.0	0.1	0.0	0.0	0.0
Cambodia	522	e 0.1	e 0.1	0.0
China,P.R.: Mainland	924	15.3	8.9	7.8	6.6	9.0	8.0	24.8	9.0	20.3	30.3	35.2	31.0
F.T. New Caledonia	839	e 0.0	e 0.1	e 0.1	e 0.1	0.0	0.0	0.0
India	534	0.2	0.0	0.0	0.1	12.6	5.5	9.3	13.3	14.4	43.9
Indonesia	536	0.0	1.3	1.2	2.2	1.3	1.4	0.4
Malaysia	548	0.0	3.3	2.1	2.3	5.2	3.8
Myanmar	518	e 0.0	e 0.1	e 0.6
Philippines	566	0.2	0.0	1.2	0.0	0.1	0.2
Sri Lanka	524	e 0.0	e 0.0	e 0.0	e 0.0	3.0
Thailand	578	0.0	0.0	0.8	0.1	5.7	2.1	0.7	1.3
Vietnam	582	0.5	0.4	0.4	1.2	3.1	2.6	0.5	0.3	2.7	0.0	0.1	0.1
Asia n.s.	598	0.1	0.1	0.0	0.1	0.2	0.2
Europe	170	0.3	0.3	0.3	0.3	32.9	1.5	2.6	1.2	0.8	1.8	3.8	3.1
Emerg. & Dev. Europe	903	0.3	0.2	0.1	0.2	0.1	0.2	0.4	0.2	0.4	1.4	1.2	1.8
Albania	914	0.0	0.2	0.0
Bulgaria	918	0.0	0.0	0.1	0.0	0.1	0.1	0.0	0.1
Croatia	960	0.0	0.0	0.0	0.0	0.0	0.3
Hungary	944	e 0.0	e 0.0	0.2	0.1	0.2	0.8	0.8
Kosovo	967	e 0.0	e 0.1	e 0.0	e 0.2
Macedonia, FYR	962	e 0.0	e 0.1	e 0.0	e 0.0	e 0.0	e 0.0	0.0	0.0
Poland	964	0.2	0.0	0.0	0.0	0.0	0.1	0.1	0.1	0.2	0.3	0.3

Central African Republic (626)

In Millions of U.S. Dollars

		Exports (FOB)						Imports (CIF)					
		2012	2013	2014	2015	2016	2017	2012	2013	2014	2015	2016	2017
Romania	968	0.0	0.0	0.1	1.0	0.0
Serbia, Republic of	942	e 0.1	e 0.0	e 0.0	e 0.2	e 0.0	e 0.1	0.0	0.0	0.0
CIS	901	0.0	0.1	0.2	0.0	32.8	1.4	2.3	1.0	0.4	0.3	2.0	0.7
Belarus	913	e 0.0	e 0.1	e 0.2	e 0.0	e 32.8	e 1.4	0.1	0.0
Russian Federation	922	1.0	0.2	0.2	0.2	0.3
Ukraine	926	0.0	1.2	0.9	0.2	0.1	1.7	0.7
Europe n.s.	884	0.6	0.6
Mid East, N Africa, Pak	440	11.8	6.3	0.3	0.3	0.8	10.8	9.9	5.3	25.3	56.3	17.4	17.6
Afghanistan, I.R. of	512	2.6	2.0	2.1
Bahrain, Kingdom of	419	e 0.0	e 0.1	e 0.3	e 0.1	e 0.0	e 0.0
Egypt	469	1.0	0.6	0.6	38.4	0.2	0.2
Iran, I.R. of	429	0.1	0.0
Jordan	439	0.1	0.4	0.0	0.0	0.0
Kuwait	443	0.1
Lebanon	446	0.1	0.1	0.0	0.0	0.0	1.7	1.0	3.0	2.1	1.1	0.7
Mauritania	682	0.1	0.0	0.0	4.0	4.2
Morocco	686	0.0	0.0	0.0	1.5	1.0	0.9	0.3	0.9	0.8
Pakistan	564	2.2	0.2	0.3	13.8	4.3	3.5	3.5
Saudi Arabia	456	0.0	2.5	0.7	0.0	0.0	0.0	0.0	0.0
Sudan	732	0.0	0.0	5.2	0.0	0.0
Tunisia	744	0.0	0.0	0.7	0.3	0.2	0.4	0.3	0.3
United Arab Emirates	466	11.5	6.1	0.1	0.7	6.0	3.9	2.0	3.7	5.4	5.5	5.8
West Bank and Gaza	487	e 0.1	e 0.0
Sub-Saharan Africa	603	10.4	3.6	0.5	20.7	21.8	18.8	33.5	18.7	46.2	93.5	46.2	71.1
Benin	638	0.0	0.0	0.0	0.0	0.3	0.0	0.3	1.9	2.0
Burundi	618	0.3	0.0	0.0	0.1	12.6	10.8
Cameroon	622	2.4	0.5	0.2	8.6	7.5	6.4	15.3	8.2	18.7	30.1	19.8	20.9
Chad	628	2.8	2.3	0.0	11.1	0.8	0.7	0.9	0.4	0.5	1.5	0.3	0.3
Congo, Dem. Rep. of	636	0.5	0.2	0.1	0.2	0.2	0.0	0.0	5.4	0.3	0.3
Congo, Republic of	634	0.5	0.3	0.1	0.1	0.1	0.1	0.4	0.3	2.3	2.3	0.3	0.3
Côte d'Ivoire	662	1.5	0.0	0.0	1.6	1.4	2.0	1.1	1.1	1.1
Ethiopia	644	0.0	0.0	0.0	0.1
Gabon	646	1.0	0.0	0.4	4.8	3.3	1.5	0.0	0.0	0.0
Ghana	652	0.3	0.1	1.4	0.2	0.2	0.2
Guinea	656	0.0	1.2
Kenya	664	0.1	0.3	0.2	2.5	1.1	0.5
Malawi	676	0.3
Mauritius	684	0.0	0.0	0.4	0.5
Mozambique	688	0.1	0.1
Namibia	728	3.0	2.2	2.3	1.8	1.6	1.7
Niger	692	0.0	0.0	0.0	0.1	0.1
Nigeria	694	0.0	0.0	0.0	0.0	0.0	0.4	0.2	0.0	0.0	0.0	0.0
Senegal	722	0.1	0.1	0.2	0.4	0.5	0.5	1.6	0.5	3.1	4.6	6.1	8.0
Sierra Leone	724	0.3	0.2
South Africa	199	0.0	4.6	1.3	8.3	1.7	7.1	28.3
Tanzania	738	1.1	0.0	0.1	0.0	0.0
Togo	742	0.2	0.1	0.1	0.7	0.1	0.1
Uganda	746	0.0	1.3	5.5	5.5
Zambia	754	e 0.1	e 0.0	e 0.0	43.7	0.2	1.2
Western Hemisphere	205	0.3	0.2	0.2	0.1	0.1	0.1	15.1	9.4	4.6	4.3	10.0	5.4
Argentina	213	e 0.0	0.1	0.3	0.2
Aruba	314	e 0.0	e 0.1
Brazil	223	10.8	6.2	2.6	2.8	7.1	1.2
Chile	228	e 0.0	e 0.0	e 0.0	e 0.0	e 0.1	e 0.0	0.2	0.1	1.5
Colombia	233	e 0.0	e 0.1	e 0.0	e 0.0	e 0.0	e 0.0	0.8
Costa Rica	238	0.1
Guatemala	258	e 0.0	e 0.0	0.3
Haiti	263	0.1	0.2	0.5	0.6
Honduras	268	e 0.0	e 0.0	0.4
Mexico	273	0.0	0.1	0.0	0.2	0.2

Central African Republic (626)

In Millions of U.S. Dollars

		Exports (FOB)						Imports (CIF)					
		2012	2013	2014	2015	2016	2017	2012	2013	2014	2015	2016	2017
Netherlands Antilles	353	e 0.1	e 0.0	e 0.0	e 0.0	e 0.0	e 0.0	e 0.0	e 0.0	e 0.0	e 0.0	e 0.0	e 0.0
Suriname	366	e 0.0	0.1	0.1
Western Hem. n.s.	399	4.2	2.2	1.1	1.1	1.6	1.6
Other Countries n.i.e	910	0.0	0.1	0.1	0.1	0.1	0.0	0.1	0.2	0.3
Korea, Dem. People's Rep.	954	0.1	0.1	0.1	0.1	0.0	0.1	0.2	0.3
Memorandum Items													
Africa	605	10.5	3.6	0.5	20.8	21.8	18.8	35.7	20.0	47.2	99.4	51.3	76.4
Middle East	405	11.7	6.3	0.3	0.2	0.7	8.6	7.4	3.8	7.9	46.0	6.8	6.8
European Union	998	72.0	29.0	11.7	67.4	51.6	28.2	86.7	56.8	126.8	158.7	172.9	136.5
Export earnings: fuel	080	15.9	9.0	0.4	11.8	1.6	9.3	12.1	6.4	9.1	9.6	6.5	6.5
Export earnings: nonfuel	092	98.6	44.4	27.6	178.3	120.2	63.5	205.5	123.5	298.9	447.1	395.0	378.8

Chad (628)

In Millions of U.S. Dollars

		Exports (FOB)						Imports (CIF)					
		2012	2013	2014	2015	2016	2017	2012	2013	2014	2015	2016	2017
IFS World	
World	001	3,106.9	2,993.6	2,974.8	2,222.7	1,570.9	1,226.9	911.2	1,286.7	1,423.8	895.5	638.3	645.4
Advanced Economies	110	2,778.5	2,632.7	2,653.4	1,648.3	1,075.8	719.0	394.2	484.1	731.9	446.7	301.0	246.0
Euro Area	163	21.6	61.0	18.7	115.4	119.9	221.5	320.4	361.8	576.4	333.0	236.5	181.1
Austria	122	e 0.0	e 0.1	e 0.2	e 0.0	e 0.0	e 4.3	e 3.9	e 12.3	e 5.3	e 5.7	e 1.8
Belgium	124	e 0.8	e 0.0	e 0.2	e 0.0	e 0.0	e 0.1	e 34.6	e 71.0	e 72.7	e 52.7	e 28.6	e 23.8
Cyprus	423	e 0.0	e 0.0	e 0.0	e 0.1	e 0.3	e 0.2	e 0.0	e 0.0
Finland	172	e 0.0	e 0.0	e 0.0	e 0.0	e 0.0	e 0.6	e 2.3	e 0.6	e 0.1	e 0.8	e 0.9
France	132	e 10.8	e 47.4	e 6.9	e 42.1	e 95.7	e 10.0	e 174.8	e 173.1	e 175.6	e 153.7	e 128.8	e 104.6
Germany	134	e 4.0	e 3.2	e 4.4	e 3.3	e 3.6	e 2.1	e 25.8	e 22.1	e 49.8	e 20.6	e 21.7	e 12.0
Greece	174	e 0.0	e 0.0	e 0.4	e 0.2	e 0.2	e 0.1	e 0.2	e 0.2	e 0.2	e 0.0	e 0.1
Ireland	178	e 0.1	e 0.0	e 0.3	e 0.0	e 0.2	e 0.1	e 1.5	e 2.2	e 1.5	e 1.7	e 2.1	e 1.8
Italy	136	e 0.1	e 2.5	e 0.2	e 49.6	e 0.0	e 1.3	e 35.7	e 36.7	e 186.2	e 44.3	e 10.9	e 10.1
Latvia	941	e 0.0	e 0.0	e 0.0	e 0.0	e 0.0	e 0.1	e 0.1	e 9.9	e 0.1
Lithuania	946	e 0.0	e 0.0	e 0.0	e 0.4	e 0.0	e 0.3
Luxembourg	137	e 0.0	e 0.0	e 0.0	e 0.0	e 0.0	e 0.3	e 0.1	e 0.9	e 0.3	e 0.7	e 0.9
Malta	181	e 3.4	e 2.7	e 2.6	e 3.7	e 1.6	e 1.4
Netherlands	138	e 0.4	e 0.3	e 0.2	e 14.0	e 14.3	e 200.7	e 27.1	e 31.4	e 54.0	e 35.4	e 14.0	e 12.3
Portugal	182	e 5.1	e 6.8	e 5.6	e 5.3	e 5.7	e 6.9	e 2.4	e 5.2	e 4.7	e 4.0	e 3.1	e 1.4
Slovak Republic	936	e 0.0	e 2.0	e 0.1	e 4.6	e 0.4	e 0.0	e 0.0
Slovenia	961	e 0.1	e 0.0	e 1.1	e 0.0
Spain	184	e 0.2	e 0.7	e 0.7	e 0.5	e 0.1	e 0.2	e 7.8	e 10.8	e 10.0	e 10.3	e 7.5	e 9.6
Australia	193	e 0.1	e 0.1	e 0.0	e 0.0	e 0.7	e 2.6	e 1.9	e 0.8	e 1.4	e 1.2
Canada	156	e 115.9	e 0.3	e 0.2	e 0.2	e 0.3	e 0.2	e 4.6	e 25.5	e 34.6	e 8.6	e 1.6	e 3.5
China,P.R.: Hong Kong	532	e 0.0	e 0.0	e 0.0	e 0.1	e 5.1	e 7.4	e 12.4	e 3.5	e 3.5	e 4.9
Czech Republic	935	e 0.0	e 1.3	e 1.0	e 1.5	e 2.6	e 0.3	e 0.3
Denmark	128	e 0.0	e 0.0	e 0.0	e 0.0	e 0.0	e 0.0	e 1.5	e 7.0	e 3.2	e 1.6	e 3.0	e 2.1
Israel	436	e 0.6	e 0.3	e 1.6	e 0.2	e 0.0	e 1.0	e 4.2	e 2.4	e 5.9	e 2.1
Japan	158	e 35.0	e 171.9	e 289.5	e 237.3	e 61.3	e 0.1	e 2.9	e 3.2	e 2.5	e 9.3	e 8.9	e 4.1
Korea, Republic of	542	e 0.0	e 0.0	e 0.0	e 18.6	e 0.0	e 0.7	e 1.6	e 1.5	e 3.5	e 1.1	e 1.6
New Zealand	196	e 0.0	e 0.1	e 0.0	e 0.0	e 0.0	e 0.2	e 1.6	e 1.1	e 0.3	e 0.2
Norway	142	e 0.0	e 0.3	e 0.0	e 0.0	e 0.0	e 0.1	e 0.0	e 0.1	e 0.1	e 0.1
Singapore	576	e 0.6	e 30.2	e 16.7	e 0.3	e 0.2	e 0.2	e 0.1	e 1.1	e 3.8	e 1.4	e 0.5	e 0.4
Sweden	144	e 0.0	e 0.1	e 0.0	e 0.0	e 0.0	e 0.0	e 2.4	e 2.5	e 1.7	e 6.2	e 0.3	e 0.9
Switzerland	146	e 0.6	e 1.0	e 0.0	e 0.1	e 0.0	e 0.1	e 2.0	e 3.2	e 2.9	e 4.6	e 2.5	e 2.2
Taiwan Prov.of China	528	e 92.3	e 46.4	e 129.4	e 63.8	e 26.9	e 0.1	e 0.4	e 0.4	e 0.0	e 0.2
United Kingdom	112	e 2.0	e 1.7	e 0.3	e 1.1	e 0.9	e 0.8	e 12.7	e 18.5	e 14.4	e 4.4	e 3.7	e 10.0
United States	111	e 2,509.8	e 2,320.0	e 2,196.8	e 1,229.5	e 847.8	e 495.8	e 38.7	e 43.9	e 70.5	e 59.9	e 34.9	e 33.4
Emerg. & Dev. Economies	200	328.2	360.6	321.2	574.1	494.8	507.7	517.0	802.7	692.0	448.8	337.3	399.4
Emerg. & Dev. Asia	505	271.2	261.6	141.7	471.3	306.6	374.4	210.8	464.2	379.9	193.1	145.4	153.1
Bangladesh	513	e 10.6	e 23.0	e 18.8	e 25.5	e 51.5	e 45.1
Brunei Darussalam	516	e 0.1	e 0.1	e 0.1	e 0.1	e 0.0	e 0.0
China,P.R.: Mainland	924	e 208.2	e 97.6	e 102.2	e 85.6	e 98.8	e 213.3	e 182.8	e 406.7	e 335.9	e 132.8	e 102.3	e 122.2
F.T. French Polynesia	887	e 2.4
India	534	e 43.4	e 133.0	e 13.9	e 347.0	e 133.0	e 81.3	e 25.4	e 55.9	e 37.3	e 56.1	e 39.7	e 27.6
Indonesia	536	e 4.9	e 6.0	e 5.8	e 0.3	e 2.0	e 2.8	e 1.3	e 0.4	e 1.6	e 0.6	e 2.2	e 0.4
Malaysia	548	e 1.4	e 0.1	e 0.0	e 0.0	e 0.1	e 0.2	e 0.1	e 2.2	e 0.3	e 0.3	e 0.4
Myanmar	518	e 0.0	e 0.3	e 0.0	e 0.0	e 0.1	e 0.0	e 0.0
Philippines	566	e 0.0	e 0.1	e 0.1	e 0.0	e 0.0	e 0.0	e 0.0	e 0.0
Sri Lanka	524	e 0.0	e 0.0	e 0.1	e 0.1	e 0.0
Thailand	578	e 0.3	e 1.8	e 0.5	e 2.1	e 21.2	e 31.8	e 1.2	e 1.0	e 2.7	e 2.4	e 1.0	e 2.5
Vietnam	582	e 10.6	e 0.7
Europe	170	9.2	10.8	15.9	20.5	22.3	25.9	35.9	50.6	45.2	29.8	24.1	30.2
Emerg. & Dev. Europe	903	9.1	10.8	15.9	20.5	22.3	25.9	12.9	16.6	29.4	26.3	23.3	28.1
Albania	914	e 0.0	e 0.0	e 0.1
Bosnia and Herzegovina	963	e 0.0	e 0.0	e 0.4
Bulgaria	918	e 0.1	e 0.2	e 0.4	e 0.3	e 0.0	e 0.2
Hungary	944	e 0.0	e 0.0	e 0.0	e 0.2	e 0.2	e 2.9	e 0.1	e 0.3	e 0.3
Poland	964	e 0.0	e 0.0	e 0.0	e 0.0	e 0.0	e 2.3	e 2.6	e 5.5	e 7.3	e 3.2	e 5.8
Romania	968	e 0.0	e 0.0	e 0.1	e 0.2	e 0.0	e 0.1	e 2.7

Chad (628)

In Millions of U.S. Dollars

		Exports (FOB)						Imports (CIF)					
		2012	2013	2014	2015	2016	2017	2012	2013	2014	2015	2016	2017
Serbia, Republic of	942	e 0.1	e 0.0	e 0.1	e 0.0
Turkey	186	e 9.1	e 10.8	e 15.9	e 20.4	e 22.3	e 25.8	e 10.3	e 13.5	e 20.4	e 18.5	e 19.6	e 18.8
CIS	901	0.0	0.0	0.0	0.0	0.0	23.0	34.0	15.9	3.6	0.8	2.2
Belarus	913	e 0.2	e 0.8	e 0.8	e 0.2	e 0.1	e 0.1
Kazakhstan	916	e 0.0	e 0.0	e 0.3	e 0.2	e 0.0	e 0.0
Kyrgyz Republic	917	e 0.2
Russian Federation	922	e 0.0	e 0.0	e 0.0	e 15.1	e 0.1	e 0.2	e 1.0	e 0.4	e 2.1
Ukraine	926	e 0.0	e 0.0	e 7.7	e 32.9	e 14.8	e 2.4
Mid East, N Africa, Pak	440	44.4	67.7	160.2	78.7	163.2	97.0	23.7	28.4	30.5	24.1	15.6	8.9
Algeria	612	e 2.9	e 0.1	e 0.2	e 0.0	e 0.0	e 0.1	e 0.1	e 0.1	e 0.2	e 0.2	e 0.0
Bahrain, Kingdom of	419	e 0.8	e 0.0	e 0.0	e 2.8	e 0.0	e 0.6	e 1.1
Egypt	469	e 0.1	e 0.2	e 1.1	e 0.4	e 7.2	e 6.8	e 8.0	e 8.9
Jordan	439	e 0.8	e 1.5	e 1.5	e 0.7	e 1.1	e 0.8
Lebanon	446	e 0.0	e 0.0	e 0.0	e 0.0	e 1.0	e 0.8	e 0.6	e 0.5	e 0.6	e 0.9
Morocco	686	e 0.9	e 0.0	e 0.0	e 0.0	e 0.2	e 0.0	e 4.2	e 6.1	e 8.1	e 3.1	e 4.4	e 2.2
Oman	449	e 0.0	e 0.0	e 0.0	e 0.1	e 0.2	e 0.1	e 0.1
Pakistan	564	e 0.4	e 1.2	e 1.0	e 9.4	e 1.1	e 0.3	e 0.1	e 0.1	e 0.0	e 0.0	e 0.0	e 0.0
Qatar	453	e 0.0	e 3.9	e 0.8	e 2.9	e 0.2	e 0.1
Saudi Arabia	456	e 0.0	e 0.0	e 3.7	e 3.6	e 3.3	e 1.9	e 1.6	e 2.1
Tunisia	744	e 0.1	e 0.0	e 0.0	e 5.7	e 3.9	e 7.6	e 5.7	e 7.5	e 2.7
United Arab Emirates	466	e 40.1	e 65.2	e 157.6	e 68.6	e 159.2	e 96.5
West Bank and Gaza	487	e 0.2	e 0.2	e 0.2	e 0.1	e 0.1	e 0.0	e 0.0
Yemen, Republic of	474	e 0.0	e 0.1	e 0.3	e 0.3
Sub-Saharan Africa	603	2.8	19.9	2.7	3.2	2.5	10.2	228.1	254.4	226.7	199.8	149.6	206.0
Angola	614	e 0.1	e 0.0
Benin	638	e 0.0	e 0.0	e 0.0	e 0.0	e 63.3	e 46.5	e 27.8	e 8.4	e 0.8	e 0.9
Botswana	616	e 0.0	e 0.2
Burkina Faso	748	e 0.0	e 0.0	e 0.0	e 0.0	e 1.5	e 2.9	e 0.5	e 0.4	e 0.1	e 0.3
Cameroon	622	e 0.6	e 17.9	e 0.3	e 0.3	e 0.5	e 8.7	e 83.0	e 108.0	e 126.4	e 119.7	e 97.3	e 144.8
Central African Rep.	626	e 0.8	e 0.3	e 0.5	e 1.4	e 0.3	e 0.3	e 3.0	e 2.5	e 0.0	e 11.8	e 0.8	e 0.7
Congo, Republic of	634	e 0.1	e 0.0	e 0.4	e 0.4	e 0.3	e 0.2	e 0.8	e 2.3	e 2.8	e 0.1	e 0.1	e 0.1
Côte d'Ivoire	662	e 0.0	e 0.0	e 0.0	e 0.0	e 0.0	e 0.0	e 5.0	e 10.2	e 5.6	e 5.6	e 5.1	e 5.6
Ethiopia	644	e 0.0	e 0.0	e 0.0	e 0.0	e 0.0	e 0.0	e 0.1	e 0.1	e 0.1	e 0.1	e 0.1
Gabon	646	e 0.1	e 0.1	e 0.1	e 0.1	e 0.0	e 0.0	e 3.8	e 4.0	e 3.7	e 2.7	e 2.2	e 2.9
Ghana	652	e 0.0	e 0.1	e 0.1	e 0.1	e 0.1	e 0.0	e 0.2	e 0.5	e 0.4	e 0.2	e 0.1	e 1.0
Guinea	656	e 0.0	e 0.0	e 0.0	e 0.0	e 0.0	e 0.6	e 0.7	e 0.0	e 0.0	e 0.0	e 0.0
Kenya	664	e 0.0	e 0.0	e 0.0	e 0.2	e 0.0	e 0.4	e 0.5	e 0.9	e 0.9	e 0.4	e 0.6
Madagascar	674	e 0.0	e 0.1	e 0.1	e 0.0	e 0.0	e 0.0	e 0.2
Mauritius	684	e 0.0	e 0.0	e 0.0	e 0.0	e 0.0	e 0.0	e 0.1	e 0.0	e 0.2	e 0.1	e 0.0
Niger	692	e 0.1	e 0.3	e 0.0	e 0.0	e 0.0	e 0.4	e 0.0	e 0.4	e 0.0	e 0.0	e 0.0
Nigeria	694	e 0.9	e 1.1	e 1.1	e 0.8	e 0.9	e 0.8	e 50.5	e 32.1	e 36.5	e 17.8	e 11.8	e 16.0
Rwanda	714	e 0.0	e 0.0	e 0.0	e 0.0	e 0.0	e 0.0	e 0.0	e 0.1	e 0.0	e 0.0
Senegal	722	e 0.1	e 0.0	e 9.1	e 37.7	e 17.9	e 29.0	e 24.8	e 27.7
Sierra Leone	724	e 0.2
South Africa	199	e 0.0	e 0.1	e 0.2	e 0.0	e 0.1	e 0.1	e 2.1	e 5.0	e 1.9	e 1.7	e 1.0	e 2.8
Tanzania	738	e 0.0	e 0.0	e 0.0	e 0.0	e 0.0	e 0.0	e 0.0	e 0.5	e 0.1	e 3.7	e 0.7
Togo	742	e 0.0	e 4.2	e 1.4	e 1.0	e 0.7	e 1.1	e 1.6
Western Hemisphere	205	0.6	0.6	0.7	0.5	0.2	0.2	18.4	5.0	9.6	1.9	2.6	1.1
Argentina	213	e 0.1	e 0.1	e 0.1	e 0.0	e 0.0	e 1.0	e 1.1	e 0.7	e 0.2	e 0.0
Brazil	223	e 0.1	e 0.0	e 0.0	e 0.1	e 0.0	e 17.4	e 1.4	e 6.8	e 1.3	e 2.1	e 0.8
Colombia	233	e 0.0	e 0.0	e 0.0	e 0.3	e 0.0	e 0.0	e 0.0	e 2.4	e 0.0
Dominican Republic	243	e 0.1	e 0.5	e 0.1	e 0.1	e 0.1	e 0.1	e 0.0	e 0.0	e 0.0
Mexico	273	e 0.1	e 0.0	e 0.0	e 0.0	e 0.1	e 0.1	e 0.1	e 2.1	e 0.5	e 0.5	e 0.2
Trinidad and Tobago	369	e 0.1	e 0.0	e 0.0	e 0.0	e 0.0	e 0.1	e 0.0
Venezuela, Rep. Bol.	299	e 0.1	e 0.4	e 0.0	e 0.0	e 0.0	e 0.0	e 0.0	e 0.0
Other Countries n.i.e	910	0.2	0.2	0.2	0.3	0.2	0.2
Cuba	928	e 0.2	e 0.2	e 0.2	e 0.3	e 0.2	e 0.2
Memorandum Items													
Africa	605	6.6	20.0	3.0	3.2	2.6	10.3	238.1	264.5	242.6	208.8	161.5	210.9
Middle East	405	40.2	66.4	158.9	69.2	161.9	96.6	13.6	18.2	14.6	15.1	3.7	4.0

Chad (628)

In Millions of U.S. Dollars

		Exports (FOB)						Imports (CIF)					
		2012	2013	2014	2015	2016	2017	2012	2013	2014	2015	2016	2017
European Union	998	23.7	62.8	19.1	116.5	120.8	222.4	340.8	393.8	606.1	355.6	247.5	203.4
Export earnings: fuel	080	44.3	67.4	160.0	70.3	163.2	97.7	74.6	50.2	48.0	26.9	16.5	23.4
Export earnings: nonfuel	092	3,062.6	2,926.2	2,814.8	2,152.4	1,407.7	1,129.3	836.6	1,236.5	1,375.8	868.6	621.8	622.0

Chile (228)

In Millions of U.S. Dollars

		Exports (FOB)						Imports (CIF)					
		2012	2013	2014	2015	2016	2017	2012	2013	2014	2015	2016	2017
IFS World		78,063.0	76,769.9	75,064.7	62,035.1	60,733.4	69,229.9	80,092.0	79,355.0	72,851.0	62,497.0	58,830.0	65,162.0
World	001	77,790.6	76,386.3	75,064.7	62,035.1	60,733.4	69,229.9	80,073.4	79,269.5	72,823.4	62,387.8	58,782.1	65,062.5
Advanced Economies	110	39,637.0	37,340.2	36,768.1	29,235.9	28,640.8	32,749.5	37,141.6	37,258.0	32,568.3	27,551.4	25,828.6	27,502.9
Euro Area	163	10,302.7	9,476.5	9,154.1	6,765.6	6,434.1	7,428.6	8,788.0	10,596.6	9,380.2	8,361.2	8,598.2	8,340.1
Austria	122	45.8	46.3	71.5	50.4	52.7	71.2	222.2	360.1	242.8	293.2	246.1	281.1
Belgium	124	1,224.2	1,371.6	1,076.3	723.6	553.2	513.6	425.7	479.5	408.0	390.4	394.0	385.1
Cyprus	423	3.1	3.0	3.4	2.6	2.7	3.1	0.6	0.7	0.2	0.5	0.7	1.1
Estonia	939	7.2	7.8	7.1	12.1	15.7	13.9	3.3	3.4	5.3	4.5	7.3	7.9
Finland	172	180.1	103.3	203.7	143.4	120.5	257.4	357.2	357.6	287.3	294.2	266.6	282.1
France	132	1,217.1	1,101.7	1,191.6	788.0	815.4	902.7	1,552.5	2,245.2	2,268.0	1,556.9	1,896.4	1,278.8
Germany	134	939.4	1,004.5	938.9	803.0	710.6	1,084.9	2,861.7	3,193.9	2,615.8	2,378.9	2,288.2	2,650.1
Greece	174	269.1	222.7	154.7	113.3	87.8	77.2	31.0	15.7	23.5	14.5	31.8	17.5
Ireland	178	55.6	55.6	57.7	54.4	56.5	55.6	106.1	104.4	134.3	151.2	130.8	121.8
Italy	136	2,007.4	1,643.6	1,734.6	1,087.2	870.7	911.7	1,264.4	1,279.7	1,269.5	1,162.1	1,091.7	1,194.3
Latvia	941	8.0	9.0	7.8	8.1	7.5	10.9	1.4	2.2	5.2	8.2	5.5	7.2
Lithuania	946	14.1	27.5	19.1	17.8	19.3	17.9	3.2	5.7	3.7	4.4	7.1	8.1
Luxembourg	137	3.6	1.4	2.2	2.8	0.7	0.3	27.3	17.5	7.1	7.5	6.8	10.8
Malta	181	2.1	2.5	2.0	2.0	3.3	4.4	0.8	1.2	0.8	0.7	1.5	0.8
Netherlands	138	2,692.9	2,489.7	2,237.2	1,613.7	1,669.5	1,658.4	389.3	650.7	461.8	408.8	510.9	492.0
Portugal	182	27.7	32.9	45.0	34.5	38.1	54.4	118.9	114.3	145.3	120.3	130.2	141.9
Slovak Republic	936	2.7	3.1	3.3	1.5	1.5	1.9	13.4	12.0	12.2	15.1	16.9	18.8
Slovenia	961	0.9	1.4	1.3	2.6	1.7	2.5	14.6	13.4	33.9	13.1	17.5	17.3
Spain	184	1,601.5	1,348.9	1,396.7	1,304.5	1,406.8	1,786.7	1,394.4	1,739.4	1,455.4	1,536.4	1,548.1	1,423.4
Australia	193	1,235.5	802.9	891.1	427.9	314.3	225.0	474.3	419.5	292.2	270.3	356.0	346.0
Canada	156	1,279.0	1,418.8	1,197.1	1,235.0	973.5	1,389.9	1,032.0	1,541.7	1,267.9	745.4	638.8	768.4
China,P.R.: Hong Kong	532	232.4	174.6	227.0	108.9	104.4	105.3	135.3	114.1	86.0	72.8	71.6	83.6
China,P.R.: Macao	546	0.0	0.2	0.0	0.0	0.1	0.1	0.2	0.4	0.2	0.1	0.7	0.2
Czech Republic	935	7.8	10.2	9.9	10.3	9.4	14.5	74.8	51.4	52.5	47.9	84.2	70.9
Denmark	128	134.0	136.6	161.4	150.1	259.6	194.5	191.8	231.0	266.1	180.4	291.2	170.5
Iceland	176	43.0	36.3	2.9	3.6	4.5	3.3	8.7	10.1	5.8	41.0	4.0	10.2
Israel	436	49.9	66.9	83.9	72.7	85.3	103.6	119.5	134.4	121.2	141.0	143.7	122.6
Japan	158	8,325.0	7,486.8	7,353.2	5,278.5	5,187.6	6,445.2	2,596.4	2,367.8	2,295.8	2,084.6	1,965.7	2,125.7
Korea, Republic of	542	4,525.4	4,165.6	4,646.9	3,995.4	4,205.5	4,285.8	2,604.0	2,744.1	2,306.1	2,030.3	1,755.2	1,955.8
New Zealand	196	38.4	38.1	99.8	78.2	76.2	67.9	65.6	112.4	130.2	102.0	90.3	130.2
Norway	142	45.9	47.1	40.7	57.5	42.6	42.1	160.9	79.8	105.6	86.0	146.0	76.4
San Marino	135	0.0	0.1	0.0	0.1	0.3	0.1	0.1
Singapore	576	59.1	118.2	69.6	84.1	75.5	63.5	81.7	82.5	63.8	81.5	78.4	86.1
Sweden	144	170.3	210.5	205.1	139.9	123.6	67.6	538.8	468.4	439.9	383.6	347.0	376.8
Switzerland	146	1,077.3	1,036.1	848.5	515.5	500.0	402.4	316.9	335.7	285.1	262.0	259.8	258.5
Taiwan Prov.of China	528	1,817.1	1,640.3	1,793.9	1,442.4	1,122.6	1,283.2	466.6	462.0	393.4	338.3	291.0	279.8
United Kingdom	112	697.2	688.6	719.7	687.2	640.4	630.5	892.7	1,470.4	851.3	545.1	470.4	559.5
United States	111	9,597.2	9,786.0	9,263.2	8,183.0	8,481.5	9,996.4	18,593.6	16,035.7	14,225.1	11,777.8	10,236.5	11,741.6
Emerg. & Dev. Economies	200	37,663.5	38,521.4	37,860.1	32,421.2	31,778.7	36,119.7	39,879.1	39,252.7	37,668.9	33,278.5	31,484.8	35,965.8
Emerg. & Dev. Asia	505	21,863.6	22,461.5	21,946.5	19,166.9	19,563.2	22,463.9	16,621.7	18,165.1	17,510.0	17,347.0	16,865.8	18,761.9
Bangladesh	513	0.7	6.6	2.2	1.1	15.1	28.5	22.7	36.3	39.7	47.7	68.9	84.0
Brunei Darussalam	516	0.0	0.2	0.9	0.0	0.0	0.0	0.0	0.0
Cambodia	522	1.0	1.2	1.4	1.3	1.2	1.3	13.4	16.9	21.3	24.8	33.3	47.6
China,P.R.: Mainland	924	18,079.2	19,067.1	18,192.8	16,219.4	17,394.0	19,090.9	14,432.1	15,784.3	14,994.0	14,603.9	14,180.9	15,504.8
Fiji	819	2.2	0.6	0.9	0.9	1.0	0.9	0.0	0.0	0.0	0.0	0.0	0.0
F.T. French Polynesia	887	1.2	1.1	1.1	1.0	1.1	1.2	0.1	0.0	0.0	0.0	0.0	0.0
F.T. New Caledonia	839	1.7	0.4	0.0	0.0	0.0
India	534	2,541.2	2,215.3	2,566.1	1,884.1	1,392.3	2,168.8	710.9	738.3	664.6	716.6	723.8	807.1
Indonesia	536	175.0	229.2	208.1	147.3	63.1	99.8	220.0	194.6	242.0	181.6	164.3	209.7
Kiribati	826	0.0	0.0	0.1
Lao People's Dem.Rep	544	1.4	0.4	0.3	0.3	0.4	1.3	0.0	0.1	0.0	0.2	0.0	0.1
Malaysia	548	208.0	226.7	172.1	156.2	121.5	200.6	209.0	264.3	262.4	302.9	193.6	206.1
Maldives	556	0.2	0.3	0.3	0.2	0.3	0.3	0.0	0.0	0.0
Micronesia	868	0.0	0.0	0.1	0.3	0.0	0.0	0.0
Mongolia	948	10.0	1.3	2.8	0.5	0.2	0.4	1.3	0.1	0.1	0.2	0.1
Myanmar	518	0.2	1.6	1.4	0.4	0.2	0.1	0.3	1.9	2.5	0.8	2.0	4.6

Chile (228)

In Millions of U.S. Dollars

		Exports (FOB)						Imports (CIF)					
		2012	2013	2014	2015	2016	2017	2012	2013	2014	2015	2016	2017
Nepal	558	0.1	0.1	0.3	0.2	0.2	0.1	0.3	0.3	0.3	0.2	0.2	0.2
Papua New Guinea	853	0.3	0.2	0.1	0.2	1.1	8.3	0.0	0.0	0.2
Philippines	566	151.7	153.3	118.5	144.3	56.2	233.3	55.9	43.2	60.7	57.7	45.3	55.2
Samoa	862	0.5	0.4	0.4	0.4	0.2	0.2	0.0	0.0	0.1	0.1	0.2	0.1
Sri Lanka	524	4.0	6.6	8.2	8.7	9.8	7.1	35.2	36.7	44.2	43.4	45.1	54.5
Thailand	578	313.5	241.0	286.8	338.6	307.4	337.3	715.1	767.0	795.7	733.6	667.7	898.8
Tonga	866	0.5	0.8	0.9	0.6	0.6	0.4
Tuvalu	869	0.0	2.7	0.0	0.0
Vanuatu	846	0.0	0.0	0.0	0.0	0.0	0.1	0.3
Vietnam	582	371.0	307.0	381.9	261.0	197.4	279.2	205.4	280.8	382.3	633.1	740.6	888.6
Asia n.s.	598	0.1	0.2	0.0	0.0	0.1
Europe	170	1,445.0	1,645.4	1,724.8	1,344.4	1,118.0	1,561.3	483.1	557.1	499.3	521.3	653.2	682.6
Emerg. & Dev. Europe	903	994.3	955.1	921.8	747.1	591.9	826.7	400.4	482.0	430.7	453.1	575.7	604.4
Albania	914	0.3	0.2	0.1	0.0	0.0	0.3	0.1	0.2	0.3	1.0	0.6
Bosnia and Herzegovina	963	0.3	0.1	0.3	0.1	0.4	0.5	2.0	1.2	1.5	1.8	1.5	2.2
Bulgaria	918	328.6	492.6	468.2	304.1	245.6	422.1	13.5	10.0	5.9	5.6	8.1	10.5
Croatia	960	1.1	0.6	1.0	1.6	2.5	1.8	26.7	2.0	2.3	2.1	8.0	2.9
Gibraltar	823	0.1	0.1	0.0	0.1
Hungary	944	4.4	3.7	5.1	10.7	10.1	11.4	31.1	53.4	51.4	71.2	106.4	84.2
Macedonia, FYR	962	0.1	0.1	0.1	1.2	0.1	0.0	0.1	0.3	0.0	0.5	0.1
Poland	964	192.2	71.1	83.5	89.9	78.8	83.9	77.3	96.3	97.3	105.1	101.5	129.6
Romania	968	2.7	16.8	9.6	27.8	17.3	6.6	26.8	44.7	25.8	21.5	39.8	50.7
Turkey	186	463.1	367.4	354.0	312.8	235.9	300.3	217.2	256.4	246.0	245.3	308.9	323.6
CIS	901	450.6	690.3	803.0	597.3	526.1	734.6	82.7	75.0	68.3	68.2	77.5	78.2
Armenia	911	0.5	1.2	1.7	0.6	0.4	0.6	0.2	0.2	0.0	0.0	0.0	0.0
Azerbaijan, Rep. of	912	0.6	1.1	1.8	1.2	0.0	0.2	0.0	0.0	0.0
Belarus	913	1.2	6.0	7.5	1.7	3.0	3.9	10.9	6.7	2.5	1.5	0.4	0.6
Kazakhstan	916	1.8	2.2	5.1	2.6	2.7	4.1	0.9	2.5	2.9	1.3	3.3	2.2
Kyrgyz Republic	917	0.1	0.2	0.0	0.3	0.1	0.0	0.0	0.0	0.0	0.0
Moldova	921	0.4	0.5	0.4	0.5	0.8	0.4	0.0	0.0	0.1	0.5	0.6	1.6
Russian Federation	922	420.5	637.9	766.3	581.6	510.4	708.4	65.4	62.9	59.9	61.6	56.6	67.7
Tajikistan	923	0.1	0.0	0.0	0.0	0.0	0.0	0.0	0.1
Turkmenistan	925	0.4	0.0	0.0	0.0	0.0
Ukraine	926	25.5	41.1	20.1	8.8	8.6	16.9	4.8	2.4	2.8	3.1	15.8	5.9
Uzbekistan	927	0.0	0.1	0.2	0.1	0.1	0.4	0.2	0.2	0.7	0.2
Europe n.s.	884	0.1	0.1	0.0	0.3
Mid East, N Africa, Pak	440	481.0	579.6	494.9	476.9	439.9	438.0	283.6	359.6	319.8	305.0	191.2	184.6
Afghanistan, I.R. of	512	0.1	0.2	0.3	0.0	0.0	0.3
Algeria	612	3.4	3.4	14.0	4.0	3.2	2.6	0.0	0.5	0.4	3.7	0.0	0.0
Bahrain, Kingdom of	419	107.5	120.6	131.6	45.4	52.9	70.9	0.2	0.2	0.6	0.5	0.2	2.0
Egypt	469	17.2	16.3	12.9	42.3	43.1	6.3	48.2	11.9	11.7	10.4	8.1	10.7
Iran, I.R. of	429	1.5	4.1	4.4	9.4	20.1	12.7	0.2	0.7	0.2	0.9	1.1	0.8
Iraq	433	0.4	0.5	1.1	2.3	1.8	2.5	0.0	0.0	0.0	0.0	0.1	0.0
Jordan	439	2.5	4.4	4.9	4.9	6.8	6.1	0.4	0.4	1.3	2.7	3.9	3.8
Kuwait	443	6.9	9.2	7.1	6.8	4.9	6.7	0.0	15.5	0.0	0.0	0.3	0.0
Lebanon	446	2.7	3.0	2.6	3.6	3.3	5.4	0.2	0.2	0.3	0.9	0.4	0.1
Libya	672	5.3	6.5	6.4	3.6	3.1	1.7	0.0	0.1	0.0	0.1
Mauritania	682	2.1	3.7	2.0	0.2	0.1	0.2	0.3	0.1	0.0	0.5	0.0	0.2
Morocco	686	2.8	4.5	1.7	2.5	3.5	10.9	1.3	5.1	7.6	6.9	11.5	16.8
Oman	449	30.6	64.9	14.9	118.2	64.2	36.6	0.8	0.4	0.2	0.1	0.2	0.7
Pakistan	564	16.8	20.8	24.9	16.8	16.4	23.0	81.8	91.1	91.1	79.7	67.4	70.9
Qatar	453	6.7	10.5	7.9	6.9	7.7	7.5	0.2	51.8	43.6	3.2	16.7	14.5
Saudi Arabia	456	166.6	153.1	107.5	112.8	123.0	102.4	74.7	53.8	123.6	139.4	16.2	18.8
Sudan	732	0.6	0.3	0.2	0.5	0.6	0.4	0.0	0.0	0.0	0.0
Syrian Arab Republic	463	0.1	0.2	0.0	0.0	0.6	0.1	0.0	0.0	0.1	0.0
Tunisia	744	2.3	4.8	4.4	3.9	1.9	2.0	11.2	1.5	2.1	1.2	2.0	2.6
United Arab Emirates	466	105.1	149.0	146.1	92.6	83.2	140.1	8.6	43.9	36.7	54.9	62.8	42.4
Yemen, Republic of	474	0.1	54.8	82.3
Sub-Saharan Africa	603	299.0	259.5	358.5	267.4	194.2	178.0	301.4	120.1	526.6	192.1	97.5	100.8
Angola	614	8.3	7.0	9.6	1.6	2.5	3.9	0.0	0.0	386.7	58.8	2.6	10.2

Chile (228)

In Millions of U.S. Dollars

		Exports (FOB)						Imports (CIF)					
		2012	2013	2014	2015	2016	2017	2012	2013	2014	2015	2016	2017
Benin	638	1.4	2.2	1.9	2.5	2.4	0.6	0.0	0.0
Botswana	616	0.2	0.2	0.1	0.0	0.1	0.0	0.0	0.0	0.1	0.0	0.0
Burkina Faso	748	0.2	0.3	0.2	0.2	0.1	0.2	0.0	0.0	0.0	0.0
Burundi	618	0.7	0.0	0.0	0.0	0.3	0.0	0.0
Cabo Verde	624	0.0	0.1	0.1	0.0	0.0	0.2	0.1	0.2
Cameroon	622	1.2	19.4	6.0	0.2	0.4	0.8	0.3	0.1	0.0	0.0	0.0	0.1
Central African Rep.	626	0.3	0.0	0.0	0.0	0.0	0.0	0.0	0.1	0.0
Congo, Dem. Rep. of	636	0.9	0.6	0.6	0.9	0.3	0.1	0.1	0.0	0.1	0.0	0.0
Congo, Republic of	634	7.5	2.6	0.8	0.8	0.7	0.8
Côte d'Ivoire	662	0.4	0.2	0.4	0.3	0.4	2.6	0.1	0.3	0.1	3.5	5.6	3.9
Equatorial Guinea	642	0.8	6.9	1.1	1.0	2.8	0.4	52.4	41.2	13.9	17.0
Eswatini, Kingdom of	734	0.0	0.0	0.0	0.1	0.0	0.1	0.0	0.0	0.0	0.0	0.0	0.0
Estonia	939	7.2	7.8	7.1	12.1	15.7	13.9	3.3	3.4	5.3	4.5	7.3	7.9
Ethiopia	644	0.2	0.3	0.0	0.1	0.3	0.5	0.1	0.2	0.1	0.2	0.4	0.4
Gabon	646	0.5	0.3	0.8	0.4	0.4	0.7	0.1	0.2	0.1	0.1	0.1	0.2
Gambia, The	648	0.0	0.0	0.0	0.3
Ghana	652	17.3	10.7	9.9	12.8	6.6	7.2	1.5	0.0	2.5	0.1	0.1	0.1
Guinea	656	1.3	1.1	0.3	0.1	0.1	0.2	190.9	0.0	0.0	0.0
Kenya	664	3.1	2.7	3.0	2.1	3.9	1.4	2.8	1.7	4.5	8.1	4.3	4.8
Lesotho	666	0.2	0.1	0.0	0.0	0.3
Liberia	668	2.5	2.2	1.8	0.9	1.0	0.7	0.2	0.0	0.0	0.0
Madagascar	674	0.1	0.1	0.0	0.1	0.0	0.3	0.3	0.4	0.2	0.2	0.3
Malawi	676	0.0	0.1	0.0	0.1	0.0	0.2
Mali	678	0.1	1.1	0.0	0.1	0.1	0.0	0.0	0.0	0.0	0.0	0.0
Mauritius	684	0.9	0.5	0.5	0.4	0.4	9.8	0.5	0.4	0.3	0.6	0.3	0.1
Mozambique	688	4.1	5.8	3.3	4.7	5.2	5.9	0.0	0.0	0.1	0.0	0.1
Namibia	728	0.1	0.2	93.0	69.3	47.1	18.3	0.0	0.0	1.2	0.3	0.3	0.1
Niger	692	0.0	4.1	5.3	0.0	0.1	0.0	0.0	0.0	0.0
Nigeria	694	98.0	77.5	84.5	30.7	26.4	35.3	0.1	0.2	0.2	3.6	0.4	0.0
Senegal	722	2.4	0.3	0.3	0.2	0.2	0.5	0.0	0.1	0.0	0.2	0.0	0.1
Seychelles	718	0.2	0.2	0.2	0.2	0.2	0.2	0.1	0.1	0.3	0.4
Sierra Leone	724	1.1	0.7	0.3	0.2	0.3	0.1	1.2	0.3	0.2	0.1	0.0	0.2
South Africa	199	138.1	111.7	131.2	129.1	90.5	85.2	101.8	115.4	76.6	73.3	67.8	60.9
Tanzania	738	1.1	2.2	0.2	0.5	0.3	0.3	0.0	0.1	0.2	0.6	0.5	0.6
Togo	742	0.2	0.2	1.2	0.1	0.2	0.2	0.0
Uganda	746	0.0	0.0	0.0	0.0	0.2	0.0	0.0	0.4	0.2	0.1
Zambia	754	6.3	2.2	0.9	2.3	1.3	1.5	0.7	0.0	0.0	0.0	0.0	0.0
Zimbabwe	698	0.2	0.0	1.4	0.2	0.3	0.2	0.7	0.1	0.0	0.4
Western Hemisphere	205	13,574.9	13,575.3	13,335.5	11,165.7	10,463.5	11,478.4	22,189.2	20,050.9	18,813.2	14,913.2	13,677.0	16,235.8
Anguilla	312	0.1	0.1	0.1	0.1	0.1	0.0	0.0
Antigua and Barbuda	311	1.0	1.0	1.0	1.0	1.2	1.1	0.0	0.0
Argentina	213	1,064.6	1,040.8	961.8	800.6	738.4	969.4	5,283.3	3,930.8	2,916.1	2,518.8	2,465.3	2,925.0
Aruba	314	1.7	2.3	2.0	2.4	2.0	2.0	0.0	0.0	12.6	0.1	0.0
Bahamas, The	313	1.6	1.6	1.4	1.9	1.3	1.4	1.5	0.2	0.0	0.0	1.5	0.1
Barbados	316	2.5	2.5	1.8	2.1	2.2	2.4	0.1	0.1	0.1	0.1	0.1	0.7
Belize	339	0.9	1.4	2.2	1.6	2.0	1.8	0.6	0.4	0.4	0.0	0.0	0.2
Bolivia	218	1,550.4	1,643.7	1,702.5	1,286.0	1,207.8	1,201.6	238.4	145.6	160.9	109.0	115.1	119.5
Brazil	223	4,289.2	4,392.3	3,993.9	3,047.3	2,968.4	3,440.4	5,186.0	5,103.9	5,677.8	4,858.7	4,725.2	5,606.7
Colombia	233	910.4	864.8	902.4	784.8	742.4	702.3	2,184.8	1,725.3	1,135.7	879.1	797.6	1,182.8
Costa Rica	238	262.9	260.9	259.1	257.0	269.2	241.5	28.9	29.3	38.8	32.1	36.4	36.2
Dominica	321	0.3	0.3	0.4	0.3	0.4	0.3	0.0	0.9	0.6	0.0	0.0	0.1
Dominican Republic	243	65.1	66.0	71.1	71.1	77.5	101.5	27.6	23.7	17.4	18.3	16.4	14.5
Ecuador	248	518.6	521.3	514.7	454.6	429.9	507.4	2,154.9	2,514.9	2,438.1	1,198.8	941.5	1,433.3
El Salvador	253	37.7	43.1	52.1	43.0	58.3	73.8	47.9	41.1	15.3	8.0	7.9	8.8
Grenada	328	1.8	0.4	0.4	0.5	0.4	0.3	0.0	0.0	0.0	0.0	0.0
Guatemala	258	97.5	100.2	112.7	105.7	101.6	109.0	113.4	137.9	107.6	109.4	95.3	91.6
Guyana	336	0.8	0.9	6.1	5.2	1.9	1.9	0.1	0.0	0.1	0.5	0.0	0.0
Haiti	263	3.4	5.8	4.5	3.8	3.4	3.2	0.2	0.0	0.0	0.2	0.9	1.3
Honduras	268	38.8	42.6	43.4	44.6	46.3	38.0	11.7	15.5	14.6	20.0	8.5	6.5
Jamaica	343	8.0	10.2	12.5	14.0	12.8	13.1	1.3	0.6	1.7	0.3	0.1	0.7

Chile (228)

In Millions of U.S. Dollars

		Exports (FOB)						Imports (CIF)					
		2012	2013	2014	2015	2016	2017	2012	2013	2014	2015	2016	2017
Mexico	273	1,341.6	1,314.1	1,302.1	1,342.0	1,206.5	1,172.2	2,607.6	2,516.8	2,430.7	2,141.0	1,990.2	2,136.3
Netherlands Antilles	353	3.9	2.0	4.2	3.3	3.2	3.5	4.0	8.8	7.6	2.6	0.0	0.0
Nicaragua	278	19.5	34.3	34.9	34.2	34.1	34.8	11.9	10.7	14.3	5.1	3.4	3.2
Panama	283	149.7	119.8	188.0	178.7	152.1	247.5	84.3	108.8	100.0	94.1	70.6	68.3
Paraguay	288	498.3	551.7	617.2	552.6	553.8	627.7	211.2	578.8	711.0	708.4	558.1	657.3
Peru	293	1,805.9	1,780.1	1,853.1	1,615.9	1,549.5	1,766.0	2,072.2	1,774.4	1,553.4	1,098.5	993.3	938.4
St. Kitts and Nevis	361	0.1	0.2	0.1	0.2	0.1	0.2
St. Lucia	362	0.7	0.6	0.8	0.5	0.8	0.8	0.0	0.1	0.0
St. Vincent & Grens.	364	0.3	0.4	0.4	0.3	0.5	0.3	0.1	0.1	0.3	0.0
Suriname	366	3.4	4.8	3.0	3.7	1.3	3.1	0.0	0.1	0.0	0.0	0.0
Trinidad and Tobago	369	19.8	18.9	25.4	18.4	17.4	19.2	1,449.6	1,049.5	1,217.1	876.1	622.4	801.7
Uruguay	298	189.1	229.0	186.9	149.2	130.9	122.9	271.0	199.6	175.5	199.3	164.5	140.0
Venezuela, Rep. Bol.	299	684.1	516.3	473.6	339.0	146.0	67.8	196.6	132.9	78.2	22.1	62.2	62.7
Western Hem. n.s.	399	0.8	0.7	0.0	0.0	0.0
Other Countries n.i.e	910	44.1	53.6	36.1	45.5	35.5	29.0	9.5	17.2	17.2	4.2	4.2	3.7
Cuba	928	29.6	29.3	36.1	45.5	35.5	29.0	7.5	6.6	6.0	4.2	4.2	3.7
Korea, Dem. People's Rep.	954	14.5	24.3	1.9	10.6	11.2
Countries & Areas n.s.	898	446.1	471.1	400.4	332.4	278.4	331.6	3,043.3	2,741.5	2,569.1	1,553.7	1,464.5	1,590.1
Memorandum Items													
Africa	605	310.1	276.2	380.8	278.4	203.5	194.0	314.2	127.2	536.8	204.3	111.0	120.4
Middle East	405	453.1	542.2	447.7	449.1	414.1	399.0	188.9	261.2	218.2	213.1	110.2	93.8
European Union	998	11,840.9	11,107.0	10,817.5	8,187.3	7,821.4	8,861.6	10,661.4	13,024.3	11,172.7	9,723.5	10,054.7	9,795.7
Export earnings: fuel	080	4,655.5	4,822.4	4,929.6	3,905.2	3,453.7	3,636.6	6,430.8	5,883.1	5,737.5	3,454.5	2,713.4	3,776.6
Export earnings: nonfuel	092	73,135.2	71,563.9	70,135.1	58,129.9	57,279.8	65,593.2	73,642.6	73,386.3	67,085.9	58,933.4	56,068.6	61,285.9

China, P.R.: Mainland (924)

In Billions of U.S. Dollars

		Exports (FOB)						Imports (CIF)					
		2012	2013	2014	2015	2016	2017	2012	2013	2014	2015	2016	2017
IFS World		2,049.7	2,210.7	2,343.2	2,282.4	2,136.7	2,280.4	1,818.2	1,949.3	1,963.1	1,680.8	1,589.5	1,846.0
World	001	2,050.1	2,210.7	2,343.2	2,280.5	2,136.6	2,280.1	1,817.3	1,949.3	1,963.1	1,601.8	1,589.5	1,832.1
Advanced Economies	110	1,390.9	1,485.0	1,542.1	1,504.9	1,403.5	1,487.7	994.3	1,094.4	1,107.2	948.4	966.0	1,087.6
Euro Area	163	246.8	245.4	266.9	250.7	240.8	264.8	177.3	180.5	197.7	169.0	168.3	196.8
Austria	122	2.0	2.0	2.4	2.5	2.2	2.5	4.7	5.0	5.9	5.0	5.0	5.9
Belgium	124	16.4	15.6	17.2	16.2	15.0	15.9	10.0	9.9	10.1	7.0	6.9	7.5
Cyprus	423	1.1	1.0	1.0	0.6	0.5	0.5	0.1	0.1	0.1	0.0	0.0	0.1
Estonia	939	1.2	1.1	1.1	1.0	1.0	1.0	0.1	0.2	0.2	0.2	0.2	0.3
Finland	172	7.4	5.8	5.1	3.6	2.9	2.8	3.8	3.9	4.1	3.5	3.5	4.3
France	132	27.2	27.0	29.0	27.0	25.3	28.1	24.2	23.0	27.1	25.0	22.7	27.3
Germany	134	69.2	67.3	72.7	69.2	66.0	71.5	92.0	94.1	104.8	87.5	86.4	96.9
Greece	174	3.6	3.2	4.2	3.7	4.3	4.8	0.4	0.4	0.3	0.3	0.3	0.4
Ireland	178	2.1	2.5	2.8	2.8	2.8	2.9	3.8	4.2	3.7	4.3	5.3	8.1
Italy	136	25.7	25.8	28.8	27.8	26.6	29.3	16.2	17.6	19.3	16.8	16.7	20.4
Latvia	941	1.3	1.4	1.3	1.0	1.1	1.1	0.1	0.1	0.1	0.1	0.1	0.2
Lithuania	946	1.6	1.7	1.7	1.2	1.3	1.6	0.1	0.1	0.2	0.1	0.2	0.3
Luxembourg	137	2.0	1.8	1.9	2.3	1.3	0.7	0.3	0.3	0.3	0.3	0.3	0.3
Malta	181	2.3	2.5	3.2	2.4	1.6	2.1	0.9	0.7	0.6	0.4	0.4	0.4
Netherlands	138	58.9	60.3	64.9	59.7	58.1	67.6	8.7	9.8	9.4	8.8	9.7	11.2
Portugal	182	2.5	2.5	3.1	2.9	4.0	3.5	1.5	1.4	1.7	1.5	1.6	2.1
Slovak Republic	936	2.4	3.1	2.8	2.8	2.9	2.7	3.7	3.5	3.4	2.2	2.4	2.6
Slovenia	961	1.6	1.8	2.0	2.1	2.3	2.9	0.3	0.3	0.3	0.3	0.4	0.5
Spain	184	18.2	18.9	21.5	21.9	21.7	23.1	6.3	6.0	6.2	5.6	6.2	8.0
Australia	193	37.8	37.6	39.1	40.4	38.1	41.7	78.6	91.6	90.1	65.1	70.1	92.8
Canada	156	28.1	29.2	30.0	29.4	27.9	31.8	22.8	24.1	21.1	18.5	18.2	20.3
China, P.R.: Hong Kong	532	323.7	384.9	363.2	332.7	294.0	281.9	18.0	16.2	12.9	8.2	17.0	7.5
China, P.R.: Macao	546	2.7	3.2	3.6	4.6	3.4	3.2	0.3	0.4	0.2	0.2	0.1	0.1
Czech Republic	935	6.3	6.8	8.0	8.2	8.1	8.8	2.4	2.6	3.0	2.8	2.9	3.7
Denmark	128	6.5	5.7	6.6	6.2	5.5	6.5	2.9	3.4	4.1	4.1	4.3	4.2
Iceland	176	0.1	0.1	0.1	0.1	0.1	0.1	0.1	0.1	0.1	0.1	0.1	0.1
Israel	436	7.0	7.6	7.7	8.6	8.4	9.0	2.9	3.2	3.2	2.8	3.2	4.2
Japan	158	151.5	149.9	149.5	135.9	129.6	137.5	177.7	162.2	162.7	142.7	145.5	165.8
Korea, Republic of	542	87.6	91.2	100.4	101.4	95.8	103.0	166.6	182.9	190.3	174.3	159.2	177.6
New Zealand	196	3.9	4.1	4.7	4.9	4.9	5.1	5.8	8.3	9.5	6.6	7.1	9.4
Norway	142	3.0	2.7	2.7	2.9	2.6	2.5	3.1	3.5	4.5	4.1	3.2	3.1
San Marino	135	0.0	0.0	0.0	0.0
Singapore	576	40.3	45.6	48.7	53.1	47.4	46.2	28.4	29.9	30.5	26.0	25.9	33.5
Sweden	144	6.4	6.8	7.2	7.1	6.3	7.1	6.9	7.0	6.8	6.4	6.1	7.9
Switzerland	146	3.5	3.5	3.1	3.2	3.3	3.2	22.9	56.1	40.6	9.1	40.1	28.1
Taiwan Prov. of China	528	36.8	40.7	46.3	45.0	41.1	44.0	132.2	156.5	152.3	144.5	140.1	155.4
United Kingdom	112	46.3	50.9	57.1	59.7	56.6	57.4	16.8	19.0	23.6	18.9	18.6	22.2
United States	111	352.5	369.0	397.1	410.8	389.7	433.7	128.6	147.0	154.1	144.9	135.7	154.9
Vatican	187	0.0	0.0
Emerg. & Dev. Economies	200	653.4	719.5	795.9	770.2	727.0	787.6	656.9	673.0	685.7	506.3	490.1	609.1
Emerg. & Dev. Asia	505	230.4	267.6	300.2	310.2	303.3	331.5	192.0	191.9	202.4	181.5	189.2	227.9
Bangladesh	513	8.0	9.7	11.8	13.9	14.7	15.2	0.5	0.6	0.8	0.8	0.9	0.9
Bhutan	514	0.0	0.0	0.0	0.0	0.0	0.0	0.0	0.0	0.0	0.0	0.0	0.0
Brunei Darussalam	516	1.3	1.7	1.7	1.4	0.6	0.7	0.4	0.1	0.2	0.1	0.2	0.3
Cambodia	522	2.7	3.4	3.3	3.8	4.0	4.8	0.2	0.4	0.5	0.7	0.8	1.0
Fiji	819	0.2	0.2	0.3	0.3	0.4	0.4	0.0	0.1	0.1	0.0	0.0	0.0
F.T. French Polynesia	887	0.0	0.0	0.1	0.1	0.1	0.1	0.0	0.0	0.0	0.0	0.0	0.0
F.T. New Caledonia	839	0.1	0.1	0.1	0.1	0.1	0.1	0.1	0.1	0.3	0.5	0.5	0.8
India	534	47.7	48.4	54.2	58.3	59.4	68.1	18.8	17.0	16.4	13.4	11.8	16.4
Indonesia	536	34.3	36.9	39.1	34.4	32.8	34.9	32.0	31.5	24.6	19.8	21.3	28.5
Kiribati	826	0.0	0.0	0.0	0.0	0.0	0.0	0.0	0.0	0.0	0.0	0.0	0.0
Lao People's Dem. Rep.	544	0.9	1.7	1.8	1.3	1.0	1.4	0.8	1.0	1.8	1.3	1.3	1.5
Malaysia	548	36.5	45.9	46.3	44.2	39.4	42.3	58.2	60.1	55.8	53.2	49.0	54.4
Maldives	556	0.1	0.1	0.1	0.2	0.3	0.3	0.0	0.0	0.0	0.0	0.0	0.0
Marshall Islands	867	1.0	3.1	0.0	0.0
Micronesia	868	0.0	0.0	0.0	0.0

China, P.R.: Mainland (924)

In Billions of U.S. Dollars

		Exports (FOB)						Imports (CIF)					
		2012	2013	2014	2015	2016	2017	2012	2013	2014	2015	2016	2017
Mongolia	948	2.7	2.4	2.2	1.6	1.0	1.4	3.9	3.5	5.1	3.8	3.5	5.0
Myanmar	518	5.7	7.3	9.4	9.4	8.3	9.0	1.3	2.8	15.6	5.2	4.2	4.5
Nauru	836	0.0	0.0	0.0	0.0	0.0	0.0	0.0	0.0	0.0	0.0	0.0	0.0
Nepal	558	2.0	2.2	2.3	0.8	0.9	1.0	0.0	0.0	0.0	0.0	0.0	0.0
Palau	565	0.0	0.0	0.0	0.0	0.0	0.0	0.0	0.0	0.0	0.0	0.0	0.0
Papua New Guinea	853	0.6	0.6	0.6	1.0	0.7	0.8	0.6	0.8	1.4	1.9	1.7	2.1
Philippines	566	16.8	19.8	23.5	26.7	30.4	32.2	19.7	18.2	21.0	19.0	17.4	19.2
Samoa	862	0.1	0.1	0.1	0.1	0.1	0.1	0.0	0.0	0.0	0.0	0.0	0.0
Solomon Islands	813	0.0	0.0	0.0	0.1	0.1	0.1	0.4	0.4	0.5	0.5	0.4	0.6
Sri Lanka	524	3.0	3.4	3.8	4.3	4.4	4.1	0.2	0.2	0.2	0.3	0.3	0.3
Thailand	578	31.2	32.7	34.3	38.3	38.3	38.9	38.5	38.1	38.2	37.2	38.7	41.9
Timor-Leste	537	0.1	0.0	0.1	0.1	0.2	0.1	0.0	0.0	0.0	0.0	0.0	0.0
Tonga	866	0.0	0.0	0.0	0.0	0.0	0.0	0.0	0.0	0.0	0.0	0.0	0.0
Tuvalu	869	0.1	0.0	0.0	0.0	0.0	0.0	0.0	0.0	0.0	0.0	0.0
Vanuatu	846	0.1	0.4	0.2	0.1	0.1	0.1	0.0	0.0	0.0	0.0	0.0	0.0
Vietnam	582	34.2	48.6	63.6	66.4	62.0	72.4	16.2	16.9	19.9	23.8	37.2	50.6
Asia n.s.	598	1.8	1.4	1.3	3.4	3.0	0.0	0.0	0.1	0.1	0.0	0.0	0.0
Europe	170	115.7	125.9	131.9	102.8	106.8	122.3	82.1	83.2	80.4	64.6	59.3	74.4
Emerg. & Dev. Europe	903	40.0	42.4	46.1	44.8	44.3	49.6	10.2	12.4	13.1	11.3	11.5	14.9
Albania	914	0.3	0.3	0.4	0.4	0.5	0.5	0.1	0.2	0.2	0.1	0.1	0.2
Bosnia and Herzegovina	963	0.0	0.1	0.3	0.1	0.1	0.1	0.0	0.0	0.0	0.1	0.0	0.1
Bulgaria	918	1.1	1.1	1.2	1.0	1.1	1.2	0.8	1.0	1.0	0.8	0.6	1.0
Croatia	960	1.3	1.4	1.0	1.0	1.0	1.2	0.1	0.1	0.1	0.1	0.2	0.2
Faroe Islands	816	0.0	0.0	0.0	0.1	0.0	0.0	0.0	0.1	0.1	0.1	0.1	0.1
Gibraltar	823	0.1	0.0	0.0	0.2	0.0	0.0	0.0	0.0	0.0	0.0	0.0	0.0
Hungary	944	5.7	5.7	5.8	5.2	5.4	6.1	2.3	2.7	3.3	2.9	3.5	4.1
Macedonia, FYR	962	0.1	0.1	0.1	0.1	0.1	0.1	0.1	0.1	0.1	0.1	0.0	0.1
Montenegro	943	0.1	0.1	0.2	0.1	0.1	0.1	0.0	0.0	0.1	0.0	0.0	0.1
Poland	964	12.4	12.6	14.3	14.3	15.3	18.0	2.0	2.2	2.9	2.7	2.5	3.4
Romania	968	2.8	2.8	3.2	3.2	3.5	3.8	1.0	1.2	1.5	1.3	1.4	1.8
Serbia, Republic of	942	0.4	0.4	0.4	0.4	0.4	0.5	0.1	0.2	0.1	0.1	0.2	0.2
Turkey	186	15.6	17.8	19.3	18.6	16.9	18.2	3.5	4.5	3.7	3.0	2.8	3.8
CIS	901	75.7	83.5	85.8	58.1	62.5	72.6	71.9	70.8	67.3	53.3	47.8	59.5
Armenia	911	0.1	0.1	0.1	0.1	0.1	0.1	0.0	0.1	0.2	0.2	0.3	0.3
Azerbaijan, Rep. of	912	1.1	0.9	0.6	0.4	0.4	0.4	0.2	0.2	0.3	0.2	0.4	0.6
Belarus	913	0.9	0.9	1.1	0.7	1.1	0.9	0.7	0.6	0.7	1.0	0.4	0.5
Georgia	915	0.7	0.9	0.9	0.8	0.8	0.9	0.0	0.1	0.1	0.0	0.1	0.1
Kazakhstan	916	11.0	12.5	12.7	8.4	8.3	11.7	14.6	16.0	9.7	5.8	4.8	6.3
Kyrgyz Republic	917	5.1	5.1	5.2	4.3	5.7	5.6	0.1	0.1	0.0	0.1	0.1	0.1
Moldova	921	0.1	0.1	0.1	0.1	0.1	0.1	0.0	0.0	0.0	0.0	0.0	0.0
Russian Federation	922	44.1	49.6	53.7	34.8	37.7	43.3	44.0	39.6	41.6	33.1	32.1	41.1
Tajikistan	923	1.7	1.9	2.5	1.8	1.7	1.3	0.1	0.1	0.0	0.1	0.0	0.0
Turkmenistan	925	1.7	1.1	1.0	0.8	0.3	0.4	8.0	8.9	9.5	7.8	5.6	6.6
Ukraine	926	7.3	7.8	5.1	3.5	4.3	5.1	3.0	3.3	3.5	3.6	2.5	2.3
Uzbekistan	927	1.8	2.6	2.7	2.2	2.1	2.8	1.1	1.9	1.6	1.3	1.6	1.5
Europe n.s.	884	0.0	0.0	0.0	0.0	0.0	0.0	0.0	0.0	0.0	0.0	0.0	0.0
Mid East, N Africa, Pak	440	112.6	127.0	151.8	149.9	139.0	136.6	159.7	166.0	167.5	105.9	86.8	112.8
Afghanistan, I.R. of	512	0.5	0.3	0.4	0.4	0.4	0.5	0.0	0.0	0.0	0.0	0.0	0.0
Algeria	612	5.4	6.0	7.4	7.6	7.8	6.8	2.3	2.1	1.3	0.8	0.3	0.4
Bahrain, Kingdom of	419	1.2	1.2	1.2	1.0	0.8	0.9	0.3	0.3	0.2	0.1	0.1	0.1
Djibouti	611	0.9	1.0	1.1	2.0	2.2	2.2	0.0	0.0	0.0	0.0	0.0	0.0
Egypt	469	8.2	8.4	10.5	12.0	10.8	9.5	1.3	1.9	1.2	0.9	0.5	1.3
Iran, I.R. of	429	11.6	14.4	24.3	17.8	16.7	18.7	24.9	25.4	27.5	16.0	14.9	18.5
Iraq	433	4.9	6.9	7.7	7.9	7.7	8.4	12.6	18.0	20.7	12.7	10.6	13.7
Jordan	439	3.0	3.4	3.4	3.4	3.1	2.8	0.3	0.2	0.3	0.3	0.2	0.3
Kuwait	443	2.1	2.7	3.4	3.8	3.1	3.1	10.5	9.6	10.0	7.5	6.4	8.9
Lebanon	446	1.7	2.5	2.6	2.3	2.2	2.0	0.0	0.0	0.0	0.0	0.0	0.0
Libya	672	2.4	2.8	2.2	1.9	1.2	1.0	6.4	2.0	0.7	0.9	0.3	1.4
Mauritania	682	0.5	0.6	0.8	0.8	0.9	0.9	1.5	1.7	1.2	0.7	0.7	0.8
Morocco	686	3.1	3.3	3.0	2.9	3.2	3.2	0.6	0.5	0.5	0.5	0.6	0.6

China, P.R.: Mainland (924)

In Billions of U.S. Dollars

		Exports (FOB)						Imports (CIF)					
		2012	2013	2014	2015	2016	2017	2012	2013	2014	2015	2016	2017
Oman	449	1.8	1.9	2.1	2.1	2.2	2.3	17.0	21.0	23.8	15.1	11.9	13.0
Pakistan	564	9.3	11.0	13.2	16.5	17.7	18.3	3.1	3.2	2.8	2.5	1.9	1.8
Qatar	453	1.2	1.7	2.3	2.3	1.6	1.7	7.3	8.4	8.3	4.6	4.0	6.4
Saudi Arabia	456	18.5	18.7	20.6	21.7	19.7	18.4	54.9	53.5	48.7	30.2	23.6	31.8
Somalia	726	0.1	0.1	0.2	0.3	0.4	0.5	0.0	0.0	0.0	0.0	0.0	0.0
Sudan	732	2.2	2.4	1.9	2.4	2.2	2.2	2.0	2.2	1.5	0.7	0.5	0.6
Syrian Arab Republic	463	1.2	0.7	1.0	1.0	1.0	1.1	0.0	0.0	0.0	0.0	0.0	0.0
Tunisia	744	1.4	1.3	1.2	1.2	1.3	1.3	0.2	0.2	0.2	0.2	0.1	0.2
United Arab Emirates	466	29.6	33.4	39.0	37.1	30.9	29.0	10.8	12.7	15.6	11.3	9.9	12.2
West Bank and Gaza	487	0.0	0.1	0.1	0.1	0.1	0.1	0.0	0.0	0.0	0.0	0.0	0.0
Yemen, Republic of	474	2.0	2.1	2.2	1.4	1.7	1.6	3.6	3.1	2.9	0.9	0.2	0.7
Sub-Saharan Africa	603	61.0	66.7	77.7	77.4	64.9	67.5	98.8	106.3	109.0	50.6	53.5	68.4
Angola	614	4.0	4.0	6.0	3.7	1.8	2.3	33.5	31.9	31.1	16.0	13.8	20.0
Benin	638	2.4	3.0	3.5	3.0	2.1	1.9	0.3	0.2	0.3	0.1	0.1	0.1
Botswana	616	0.2	0.1	0.2	0.2	0.2	0.2	0.1	0.2	0.2	0.1	0.1	0.0
Burkina Faso	748	0.1	0.1	0.1	0.1	0.1	0.2	0.2	0.2	0.1	0.0	0.0	0.0
Burundi	618	0.0	0.1	0.1	0.0	0.0	0.0	0.0	0.0	0.0	0.0	0.0	0.0
Cabo Verde	624	0.1	0.1	0.1	0.0	0.0	0.1	0.0	0.0	0.0	0.0	0.0	0.0
Cameroon	622	1.1	1.5	1.9	1.8	1.6	1.4	0.9	0.4	0.7	0.8	0.4	0.6
Central African Rep.	626	0.0	0.0	0.0	0.0	0.0	0.0	0.0	0.0	0.0	0.0	0.0	0.0
Chad	628	0.2	0.4	0.3	0.1	0.1	0.1	0.2	0.1	0.1	0.1	0.1	0.2
Comoros	632	0.0	0.0	0.0	0.0	0.1	0.1	0.0	0.0	0.0	0.0	0.0	0.0
Congo, Dem. Rep. of	636	0.8	1.0	1.4	1.4	1.0	1.0	3.5	2.8	2.8	2.7	2.1	3.3
Congo, Republic of	634	0.5	0.8	1.0	1.0	0.8	0.5	4.6	5.7	5.5	2.6	2.3	3.7
Côte d'Ivoire	662	0.8	1.0	1.2	1.6	1.6	1.7	0.1	0.3	0.2	0.1	0.1	0.2
Equatorial Guinea	642	0.4	0.4	0.3	0.3	0.2	0.2	1.8	2.5	3.2	1.2	0.6	1.4
Eritrea	643	0.1	0.1	0.1	0.1	0.1	0.0	0.0	0.1	0.3	0.2	0.2	0.2
Eswatini, Kingdom of	734	0.0	0.0	0.0	0.0	0.0	0.0	0.1	0.1	0.0	0.0	0.0	0.0
Estonia	939	1.2	1.1	1.1	1.0	1.0	1.0	0.1	0.2	0.2	0.2	0.2	0.3
Ethiopia	644	1.5	1.9	2.9	3.4	3.3	2.7	0.3	0.3	0.5	0.4	0.4	0.4
Gabon	646	0.4	0.4	0.4	0.7	0.4	0.4	0.6	0.9	1.6	1.1	1.4	2.2
Gambia, The	648	0.3	0.3	0.4	0.3	0.3	0.4	0.1	0.1	0.0	0.1	0.1	0.1
Ghana	652	4.8	3.9	4.2	5.3	4.9	4.9	0.6	0.8	1.2	1.2	1.3	1.8
Guinea	656	0.8	0.9	1.1	1.3	1.2	1.2	0.0	0.1	0.0	0.0	0.7	1.6
Guinea-Bissau	654	0.0	0.0	0.0	0.0	0.0	0.0	0.0	0.0	0.0	0.0	0.0	0.0
Kenya	664	2.8	3.2	4.9	5.9	5.8	5.1	0.1	0.1	0.1	0.1	0.1	0.2
Lesotho	666	0.1	0.1	0.1	0.1	0.1	0.1	0.0	0.0	0.0	0.0	0.0	0.0
Liberia	668	3.5	2.3	1.7	1.4	1.6	2.1	0.2	0.2	0.3	0.2	0.0	0.0
Madagascar	674	0.5	0.6	0.8	0.9	1.0	1.0	0.1	0.2	0.1	0.2	0.2	0.2
Malawi	676	0.2	0.2	0.2	0.2	0.2	0.3	0.0	0.0	0.0	0.0	0.0	0.0
Mali	678	0.3	0.3	0.3	0.3	0.4	0.3	0.3	0.2	0.1	0.1	0.1	0.1
Mauritius	684	0.6	0.6	0.7	0.8	0.8	0.8	0.0	0.0	0.0	0.0	0.0	0.0
Mozambique	688	0.9	1.2	2.0	1.9	1.4	1.3	0.4	0.5	1.7	0.5	0.5	0.5
Namibia	728	0.4	0.5	0.5	0.5	0.3	0.3	0.2	0.2	0.3	0.2	0.2	0.3
Niger	692	0.2	0.2	0.2	0.2	0.1	0.1	0.0	0.0	0.1	0.1	0.1	0.1
Nigeria	694	9.3	12.0	15.4	13.6	10.3	12.3	1.3	1.5	2.7	1.2	0.9	1.6
Rwanda	714	0.1	0.1	0.1	0.1	0.1	0.1	0.1	0.1	0.1	0.0	0.0	0.0
São Tomé & Príncipe	716	0.0	0.0	0.0	0.0	0.0	0.0	0.0	0.0	0.0	0.0	0.0	0.0
Senegal	722	0.8	1.0	1.7	2.2	2.3	2.1	0.1	0.0	0.0	0.1	0.2	0.1
Seychelles	718	0.0	0.0	0.0	0.1	0.1	0.0	0.0	0.0	0.0	0.0	0.0	0.0
Sierra Leone	724	0.2	0.2	0.2	0.3	0.3	0.2	0.5	1.4	1.7	0.2	0.2	0.3
South Africa	199	15.3	16.8	15.7	15.9	13.0	15.0	44.6	48.3	44.7	15.4	22.5	23.2
South Sudan, Rep. of	733	0.0	0.1	0.1	0.2	0.0	0.1	0.0	2.5	4.3	2.3	1.4	1.3
Tanzania	738	2.1	3.1	3.9	4.3	3.7	3.1	0.4	0.6	0.4	0.4	0.3	0.3
Togo	742	3.4	2.4	2.5	2.2	2.0	1.9	0.1	0.1	0.2	0.2	0.1	0.1
Uganda	746	0.5	0.5	0.5	0.6	0.8	0.8	0.0	0.1	0.1	0.1	0.0	0.0
Zambia	754	0.7	0.7	0.7	0.6	0.5	0.7	2.7	3.1	3.1	1.8	2.2	3.1
Zimbabwe	698	0.4	0.4	0.4	0.5	0.4	0.4	0.6	0.7	0.8	0.8	0.7	0.9
Africa n.s.	799	0.0	0.0	0.0	0.0	0.0	0.0	0.0	0.0	0.0	0.0	0.0	0.0

China, P.R.: Mainland (924)

In Billions of U.S. Dollars

		Exports (FOB)						Imports (CIF)					
		2012	2013	2014	2015	2016	2017	2012	2013	2014	2015	2016	2017
Western Hemisphere	205	133.7	132.3	134.3	130.0	112.9	129.6	124.3	125.5	126.4	103.6	101.3	125.7
Antigua and Barbuda	311	0.8	0.2	0.2	0.1	0.1	0.0	0.0	0.0	0.0	0.0	0.0	0.0
Argentina	213	7.9	8.7	7.7	8.9	7.3	9.1	6.6	6.1	5.3	5.7	5.1	4.7
Aruba	314	0.0	0.0	0.1	0.1	0.0	0.0	0.0	0.0	0.2	0.0	0.0	0.0
Bahamas, The	313	0.6	0.3	0.7	1.6	0.4	0.3	0.1	0.0	0.0	0.0	0.1	0.0
Barbados	316	0.1	0.1	0.1	0.1	0.1	0.1	0.0	0.0	0.0	0.0	0.0	0.0
Belize	339	0.1	0.1	0.1	0.1	0.1	0.1	0.0	0.0	0.0	0.0	0.0	0.0
Bermuda	319	0.2	0.2	0.2	0.4	0.2	0.1	0.0	0.0	0.0	0.0	0.0
Bolivia	218	0.4	0.5	0.7	0.6	0.6	0.7	0.3	0.3	0.5	0.4	0.3	0.4
Brazil	223	33.4	36.2	34.9	27.4	22.2	29.3	52.1	53.7	52.0	44.4	45.4	58.3
Chile	228	12.6	13.1	13.0	13.3	13.0	14.5	20.6	20.8	21.1	18.7	18.4	20.8
Colombia	233	6.2	6.8	8.0	7.6	6.9	7.5	3.2	3.6	7.5	3.5	2.5	3.9
Costa Rica	238	0.9	0.9	1.1	1.3	1.5	1.5	5.3	4.8	4.2	0.8	0.7	0.8
Curacao	354	0.0	0.0	0.0	0.0
Dominica	321	0.0	0.0	0.0	0.0	0.0	0.0	0.0	0.0	0.0	0.0	0.0	0.0
Dominican Republic	243	1.0	1.0	1.3	1.6	1.6	1.7	0.4	0.3	0.3	0.2	0.1	0.2
Ecuador	248	2.6	3.0	3.2	2.9	2.3	3.0	0.9	0.8	1.1	1.2	0.9	1.1
El Salvador	253	0.5	0.5	0.6	0.7	0.8	0.8	0.0	0.0	0.0	0.1	0.0	0.1
Greenland	326	0.0	0.0	0.0	0.0	0.0	0.0	0.1	0.1	0.1	0.1	0.1	0.1
Grenada	328	0.0	0.0	0.0	0.0	0.0	0.0	0.0	0.0	0.0	0.0	0.0
Guatemala	258	1.3	1.5	1.9	2.1	1.9	2.0	0.1	0.2	0.1	0.2	0.1	0.1
Guyana	336	0.2	0.2	0.2	0.2	0.2	0.2	0.0	0.0	0.0	0.0	0.0	0.0
Haiti	263	0.3	0.3	0.4	0.4	0.5	0.5	0.0	0.0	0.0	0.0	0.0	0.0
Honduras	268	1.1	0.8	0.7	0.9	0.7	0.9	0.3	0.2	0.2	0.0	0.0	0.0
Jamaica	343	0.8	0.6	0.5	0.6	0.5	0.5	0.0	0.0	0.0	0.0	0.0	0.0
Mexico	273	27.5	29.0	32.3	33.8	32.6	36.0	9.2	10.3	11.2	10.1	10.3	11.7
Montserrat	351	0.0	0.0	0.0
Netherlands Antilles	353	0.1	0.1	0.1	0.1	0.1	0.0	0.0	0.0	0.0	0.0	0.0	0.0
Nicaragua	278	0.5	0.5	0.6	0.7	0.6	0.6	0.1	0.1	0.0	0.0	0.0	0.0
Panama	283	15.3	11.0	9.3	8.5	6.5	6.7	0.1	0.0	0.3	0.3	0.0	0.1
Paraguay	288	1.3	1.4	1.4	1.3	1.2	1.6	0.0	0.1	0.1	0.0	0.0	0.0
Peru	293	5.3	6.2	6.1	6.4	6.1	7.0	8.5	8.5	8.3	8.2	9.4	13.1
Sint Maarten	352	0.0	0.0
St. Kitts and Nevis	361	0.0	0.0	0.0	0.0	0.0	0.0	0.0	0.0	0.0	0.0	0.0	0.0
St. Lucia	362	0.0	0.0	0.0	0.0	0.0	0.0	0.0	0.0	0.0	0.0	0.0	0.0
St. Vincent & Grens.	364	0.0	0.0	0.0	0.0	0.0	0.0	0.0	0.0	0.0	0.0	0.0
Suriname	366	0.2	0.2	0.2	0.2	0.2	0.2	0.0	0.0	0.1	0.1	0.0	0.0
Trinidad and Tobago	369	0.3	0.3	0.4	0.5	0.4	0.4	0.1	0.1	0.1	0.0	0.2	0.2
Uruguay	298	2.4	2.3	2.5	2.0	1.8	2.2	1.9	2.5	2.6	2.4	2.0	2.7
Venezuela, Rep. Bol.	299	9.3	6.1	5.7	5.3	2.6	1.8	14.4	13.1	11.3	6.8	5.5	7.2
Western Hem. n.s.	399	0.3	0.0	0.1	0.5	0.2	0.3	0.0	0.0	0.0	0.0	0.0	0.0
Other Countries n.i.e	910	4.6	5.0	4.6	4.8	5.0	4.7	3.1	3.4	3.2	2.8	3.0	2.1
Cuba	928	1.2	1.4	1.1	1.9	1.8	1.4	0.6	0.5	0.3	0.3	0.3	0.4
Korea, Dem. People's Rep.	954	3.4	3.6	3.5	2.9	3.2	3.3	2.5	2.9	2.8	2.5	2.7	1.7
Special Categories	899	0.0	1.1	142.8	156.8	143.8	143.4	129.3
Countries & Areas n.s.	898	1.2	1.2	0.7	0.5	0.0	0.1	20.3	21.8	23.2	0.9	1.2	133.3
Memorandum Items													
Africa	605	74.6	81.3	93.3	94.4	82.9	84.6	105.4	110.7	109.5	51.3	54.3	69.8
Middle East	405	89.3	100.9	122.5	115.8	102.8	100.7	150.0	156.0	159.9	100.4	82.7	108.3
European Union	998	335.6	339.3	371.2	356.6	343.6	374.7	212.6	219.7	243.9	209.0	208.5	245.2
Export earnings: fuel	080	173.5	192.6	223.9	187.1	167.2	177.6	278.7	284.0	290.0	183.7	155.2	205.3
Export earnings: nonfuel	092	1,876.6	2,018.1	2,119.3	2,093.4	1,969.4	2,102.5	1,538.6	1,665.3	1,673.2	1,418.0	1,434.3	1,626.8

China, P.R.: Hong Kong (532)

In Millions of U.S. Dollars

		Exports (FOB)						Imports (CIF)					
		2012	2013	2014	2015	2016	2017	2012	2013	2014	2015	2016	2017
IFS World		443,160.7	459,262.7	474,002.6	465,518.1	462,553.8	497,579.3	504,749.3	524,107.8	544,938.1	522,601.2	516,972.9	559,457.4
World	001	443,160.6	459,262.6	474,002.6	517,384.2	462,491.6	550,197.3	504,749.4	524,107.8	544,938.0	559,472.4	547,326.2	589,828.7
Advanced Economies	110	147,372.8	146,730.0	149,373.8	153,079.0	138,711.6	160,787.1	207,144.3	210,252.3	218,859.5	229,293.1	225,875.5	246,452.3
Euro Area	163	31,177.6	31,226.3	31,925.7	30,613.3	30,470.8	32,453.0	29,661.1	30,703.7	30,859.7	27,418.9	26,839.8	28,165.8
Austria	122	583.6	598.6	612.3	629.1	614.5	652.1	565.9	537.2	509.1	413.9	393.2	365.9
Belgium	124	2,859.1	2,933.9	3,140.1	2,390.9	2,383.5	2,292.9	3,572.9	3,803.7	3,879.7	3,316.8	3,260.3	3,138.5
Cyprus	423	23.0	22.0	26.4	23.0	22.9	103.0	99.4	48.8	24.0	20.1	14.8	17.9
Estonia	939	139.5	175.1	165.5	115.8	115.1	147.6	9.0	13.6	12.3	15.8	19.0	17.0
Finland	172	1,260.5	1,087.5	866.5	363.5	361.0	338.9	320.1	377.7	204.4	242.0	126.8	161.5
France	132	4,801.5	5,299.9	5,117.2	4,478.8	4,472.8	4,735.6	6,006.8	6,346.3	5,688.3	4,975.5	5,355.8	6,384.2
Germany	134	10,050.6	9,526.8	9,367.7	8,673.4	8,602.1	9,508.3	7,389.4	7,204.3	7,549.5	6,877.2	6,570.6	6,930.1
Greece	174	127.6	128.7	141.7	148.0	147.8	148.1	70.0	71.6	64.7	58.8	60.9	43.0
Ireland	178	253.2	262.8	289.9	277.2	276.8	262.5	812.4	633.7	680.8	650.8	710.5	680.9
Italy	136	3,221.9	3,128.5	3,147.6	3,356.1	3,345.7	3,287.3	6,007.8	6,535.7	7,066.5	6,392.0	6,127.1	6,161.6
Latvia	941	121.0	132.9	101.3	67.6	67.6	92.0	5.7	7.7	9.4	7.5	13.7	20.2
Lithuania	946	78.8	94.0	98.1	96.6	96.5	146.1	46.0	57.9	42.9	28.6	24.8	35.5
Luxembourg	137	107.2	100.1	114.9	98.8	86.2	49.3	93.8	173.5	91.6	81.5	98.8	36.4
Malta	181	24.7	19.4	16.9	26.5	26.5	16.5	283.8	233.2	399.8	318.7	227.0	264.5
Netherlands	138	5,344.8	5,403.5	6,097.2	7,411.7	7,399.0	8,215.8	3,061.4	3,408.8	3,363.1	2,949.9	2,670.3	2,641.1
Portugal	182	233.1	231.3	282.4	311.4	311.0	340.7	131.4	133.2	145.0	125.3	128.2	154.9
Slovak Republic	936	170.0	233.5	279.3	304.0	303.6	255.2	41.5	24.3	22.5	27.3	29.4	27.9
Slovenia	961	51.4	58.5	66.9	74.1	74.0	91.8	68.7	81.6	82.8	59.9	63.4	71.1
Spain	184	1,726.0	1,789.3	1,993.8	1,766.6	1,764.2	1,769.6	1,075.0	1,011.0	1,023.4	857.4	945.3	1,013.9
Australia	193	5,071.7	4,796.4	4,441.8	4,737.2	4,496.4	4,602.6	2,294.1	2,255.5	2,157.4	4,862.9	6,137.2	9,082.7
Canada	156	3,113.5	2,963.2	2,924.0	2,385.7	2,381.7	2,281.8	1,731.7	1,814.3	1,692.9	2,894.4	1,954.1	1,673.5
China, P.R.: Macao	546	4,729.2	5,907.4	6,296.8	5,311.2	5,303.9	5,497.8	665.9	935.0	814.7	922.1	896.8	915.4
Czech Republic	935	790.2	882.5	814.1	721.6	720.7	934.3	303.2	289.9	244.1	203.6	172.4	199.3
Denmark	128	664.2	603.3	563.6	446.3	445.7	451.7	1,333.0	1,522.6	1,053.8	1,085.9	522.5	625.7
Iceland	176	8.8	7.9	7.5	12.3	12.3	9.5	5.2	3.1	4.2	3.4	3.5	3.6
Israel	436	1,841.9	2,065.2	2,453.9	2,120.1	2,117.3	1,871.8	2,704.8	2,881.4	3,296.8	2,674.0	2,445.5	2,289.7
Japan	158	18,575.9	17,450.8	16,988.5	15,076.4	15,055.0	16,543.5	40,225.9	36,974.9	37,315.8	35,252.7	33,517.1	35,769.9
Korea, Republic of	542	7,606.5	8,283.1	8,050.0	7,685.1	6,969.7	7,993.8	19,811.2	20,496.4	22,674.6	22,601.3	25,746.1	32,502.3
New Zealand	196	533.2	533.2	587.1	544.3	543.6	535.5	604.1	585.3	565.7	479.9	481.1	605.0
Norway	142	300.6	323.2	309.2	222.0	221.7	185.1	203.1	231.0	251.6	213.5	211.0	177.4
San Marino	135	0.9	1.1	0.1	0.2	1.2
Singapore	576	7,221.7	7,560.8	7,730.8	9,396.1	7,909.5	11,208.7	31,768.6	31,824.3	33,732.7	34,575.0	35,460.5	37,688.1
Sweden	144	998.7	961.1	924.0	918.4	917.2	867.2	479.8	467.1	466.0	525.1	454.3	329.3
Switzerland	146	3,393.8	3,423.5	3,966.0	9,345.7	3,266.4	11,269.3	10,144.6	9,963.2	10,244.2	18,741.1	18,471.9	15,160.1
Taiwan Prov. of China	528	10,432.2	9,984.8	10,234.1	10,196.7	9,619.4	12,273.1	31,595.4	33,784.0	38,808.2	36,271.8	37,807.4	42,414.7
United Kingdom	112	7,114.2	6,971.8	7,007.0	11,204.9	6,460.0	9,335.9	6,916.8	6,973.5	6,263.5	9,606.2	6,504.2	7,980.7
United States	111	43,799.0	42,785.6	44,149.9	42,140.7	41,800.2	42,471.5	26,696.0	28,547.2	28,413.6	30,961.2	28,249.9	30,868.0
Vatican	187	0.1	0.0	0.0	0.0	0.0
Emerg. & Dev. Economies	200	295,653.4	312,446.5	324,574.8	364,265.4	323,740.2	389,387.9	297,549.5	313,802.4	326,009.4	330,110.0	321,385.7	343,302.4
Emerg. & Dev. Asia	505	273,550.2	287,468.4	295,561.6	334,332.8	294,043.3	357,241.7	281,405.3	296,878.0	308,797.5	313,313.5	304,691.1	325,597.1
American Samoa	859	0.2	0.5	0.7	2.9	1.6	0.2	0.0	0.0	0.0	0.2	0.0	0.1
Bangladesh	513	1,026.8	1,268.1	1,373.0	1,499.0	1,497.0	1,509.4	196.6	255.6	252.2	223.3	191.2	164.0
Bhutan	514	1.3	4.0	1.3	1.0	1.0	2.7	0.0	0.0	0.0	0.0	0.1	0.0
Brunei Darussalam	516	19.1	30.3	23.0	20.8	20.8	20.3	5.7	5.4	5.1	6.6	3.7	6.8
Cambodia	522	810.6	936.4	905.2	906.1	905.0	916.3	67.3	108.6	122.1	241.2	267.4	258.5
China, P.R.: Mainland	924	239,657.7	251,448.8	255,337.2	285,894.9	250,476.0	297,872.7	237,460.8	250,624.8	256,544.8	261,233.2	251,207.6	262,789.6
Fiji	819	12.5	14.2	28.1	22.1	22.1	19.2	11.0	7.9	6.8	8.5	9.6	8.0
Guam	829	129.0	110.5	90.0	70.0	57.7	76.1	3.8	5.1	3.4	7.1	4.4	3.3
India	534	9,952.1	10,744.8	12,148.3	15,419.1	15,041.5	21,045.8	10,574.4	11,275.6	12,417.6	11,022.5	11,977.7	13,811.0
Indonesia	536	2,673.6	2,509.1	2,628.4	3,189.4	2,696.1	3,511.2	2,681.9	2,564.3	2,542.1	2,379.9	2,353.8	2,765.1
Kiribati	826	0.4	0.4	0.3	0.8	0.8	0.7	0.9	0.3	0.1	0.0	0.0	0.1
Lao People's Dem. Rep.	544	25.0	31.0	39.1	19.3	19.3	21.8	3.0	15.7	3.1	8.7	5.0	4.5
Malaysia	548	3,711.6	3,443.1	3,858.7	3,524.2	3,515.6	3,680.2	10,791.0	11,308.4	13,182.5	12,132.6	11,685.2	14,752.3
Maldives	556	6.2	13.1	15.2	14.4	14.4	14.5	5.4	4.2	2.8	3.2	4.7	4.3
Marshall Islands	867	0.8	0.2	0.4	0.0	0.1
Mongolia	948	37.1	37.4	28.3	27.4	27.4	32.1	4.6	1.9	1.1	2.8	7.5	1.7

China, P.R.: Hong Kong (532)

In Millions of U.S. Dollars

		Exports (FOB)						Imports (CIF)					
		2012	2013	2014	2015	2016	2017	2012	2013	2014	2015	2016	2017
Myanmar	518	85.0	112.1	161.0	197.5	197.3	289.9	47.0	41.0	63.1	64.3	77.1	90.2
Nauru	836	0.2	0.3	0.3	0.4	0.4	0.1	0.0	0.0	0.0	0.0	0.0	0.1
Nepal	558	56.2	161.4	200.7	159.2	159.0	244.6	3.5	5.0	3.8	3.9	4.0	3.3
Papua New Guinea	853	41.1	55.6	101.1	38.0	38.0	29.4	3.2	3.2	0.9	1.1	1.9	19.4
Philippines	566	2,901.4	2,823.5	3,078.2	3,279.8	3,275.5	3,652.4	5,285.0	5,421.8	6,613.5	7,892.7	8,714.3	11,166.4
Samoa	862	1.3	2.6	2.0	3.2	3.2	0.8	0.1	0.1	0.0	0.0	0.0	0.0
Solomon Islands	813	6.3	4.4	6.8	7.0	7.0	8.0	1.7	4.5	0.4	2.9	0.1	0.5
Sri Lanka	524	402.2	482.8	492.5	515.0	514.3	521.2	109.9	123.6	140.5	131.9	123.4	138.4
Thailand	578	5,383.6	5,590.4	6,339.3	10,085.3	6,179.6	13,401.6	9,400.4	10,011.7	11,384.8	11,365.2	11,040.9	11,692.6
Tonga	866	0.5	5.4	3.1	1.1	1.1	0.4	0.5	0.7	0.7	0.3	0.0	0.0
Tuvalu	869	0.0	0.1	0.0	0.2	0.2	0.2
Vanuatu	846	3.8	3.4	4.6	4.4	4.4	6.1	1.0	0.6	0.6	0.5	1.0	0.4
Vietnam	582	6,537.9	7,559.0	8,624.6	9,368.4	9,306.7	10,284.7	4,724.9	5,076.8	5,489.9	6,569.0	6,996.0	7,911.0
Asia n.s.	598	67.6	75.9	70.6	60.9	60.4	78.8	21.7	11.2	15.2	11.5	14.3	5.5
Europe	170	5,794.4	6,573.1	7,190.4	7,197.6	7,137.7	8,159.4	2,343.8	2,460.1	2,573.6	2,040.1	2,039.0	2,545.1
Emerg. & Dev. Europe	903	3,126.4	3,471.1	4,274.8	4,772.4	4,715.7	4,775.2	1,160.4	1,229.7	1,255.9	1,151.3	1,253.3	1,460.2
Albania	914	7.1	7.6	10.6	7.6	7.6	7.2	0.2	1.3	0.3	0.4	0.4	1.0
Bosnia and Herzegovina	963	4.9	13.7	21.6	20.1	20.1	16.9	3.4	3.4	0.2	0.9	0.1	0.9
Bulgaria	918	35.1	56.2	65.1	87.3	87.2	102.0	49.0	52.3	51.7	48.9	51.9	53.9
Croatia	960	33.2	42.1	39.5	47.7	47.6	53.6	9.2	10.0	9.6	7.0	7.0	54.3
Gibraltar	823	3.4	4.2	4.0	1.1	1.1	1.5	1.6	1.4	1.6	0.6	0.6	0.3
Hungary	944	1,211.8	1,320.9	1,581.6	1,724.0	1,721.7	1,777.9	274.5	242.9	237.9	226.5	277.0	274.2
Macedonia, FYR	962	9.1	12.7	18.3	17.9	17.9	18.6	2.7	1.2	0.9	0.5	1.9	1.9
Montenegro	943	3.8	3.9	7.9	7.1	6.0	6.6	0.3	8.4	0.3	0.3	0.6	1.1
Poland	964	774.1	849.6	1,041.9	1,301.5	1,299.7	1,278.4	308.2	388.1	352.5	319.3	349.8	382.7
Romania	968	197.6	251.0	338.4	441.3	440.8	418.0	76.5	42.6	45.3	39.3	38.8	44.7
Serbia, Republic of	942	31.5	43.1	59.4	77.6	59.5	104.1	77.0	103.5	145.4	166.6	164.0	63.1
Turkey	186	814.8	866.1	1,086.3	1,039.2	1,006.6	990.2	357.9	374.7	410.2	340.9	361.1	582.2
CIS	901	2,666.4	3,101.2	2,914.8	2,422.2	2,419.1	3,383.2	1,183.0	1,230.2	1,317.1	888.5	784.0	1,084.5
Armenia	911	6.7	11.0	15.8	15.3	15.2	19.1	1.0	1.1	1.0	4.8	55.8	0.3
Azerbaijan, Rep. of	912	41.7	86.5	98.2	20.7	20.7	20.5	3.0	9.2	2.6	2.8	1.7	1.2
Belarus	913	68.6	95.9	65.1	58.9	58.9	87.4	7.0	8.2	9.7	6.7	5.2	7.3
Georgia	915	31.5	35.2	38.5	34.7	34.7	37.6	3.3	5.6	2.8	3.0	3.7	3.5
Kazakhstan	916	47.3	86.1	108.2	71.8	71.7	145.5	70.8	74.0	5.3	31.6	5.7	1.8
Kyrgyz Republic	917	9.2	6.5	4.5	7.6	7.6	11.6	0.1	0.4	0.2	0.1	0.5	0.2
Moldova	921	17.8	15.5	13.2	9.9	9.9	21.5	0.6	0.8	1.4	1.0	1.2	1.0
Russian Federation	922	2,185.1	2,508.9	2,338.1	2,027.2	2,024.7	2,814.5	1,068.2	1,101.8	1,248.2	816.0	692.6	1,009.9
Tajikistan	923	8.0	6.1	6.3	0.9	0.9	1.7	0.0	0.2	0.1	0.1	0.1	0.0
Turkmenistan	925	1.6	2.5	18.3	7.4	7.4	3.6	0.7	0.5	0.5	0.6	0.3	0.1
Ukraine	926	237.3	231.2	168.9	149.0	148.8	211.2	27.3	25.2	31.3	19.4	16.0	57.7
Uzbekistan	927	11.4	15.9	39.7	18.6	18.6	8.9	1.1	3.1	14.0	2.4	1.2	1.4
Europe n.s.	884	1.6	0.8	0.8	3.0	3.0	1.0	0.4	0.2	0.6	0.3	1.8	0.4
Mid East, N Africa, Pak	440	6,798.9	7,735.8	9,546.8	10,810.8	10,650.9	11,534.5	6,877.6	6,531.1	5,929.8	6,167.9	5,279.4	5,694.9
Afghanistan, I.R. of	512	15.2	10.2	9.0	4.9	4.9	2.7	0.7	0.6	2.3	0.2	0.1	0.0
Algeria	612	47.6	84.6	181.4	306.2	305.8	176.9	4.3	1.6	1.8	1.1	11.6	2.8
Bahrain, Kingdom of	419	64.6	72.6	83.4	110.0	109.8	90.0	27.6	59.1	30.8	42.3	45.9	70.6
Djibouti	611	1.2	2.5	3.1	2.0	2.0	8.0	0.9	3.0	0.7	0.8	0.5	1.1
Egypt	469	354.1	379.7	536.7	542.5	541.7	549.8	154.2	104.9	68.3	59.3	45.5	70.1
Iran, I.R. of	429	156.3	105.8	122.4	135.7	135.5	231.1	295.2	262.7	524.8	376.6	257.3	178.3
Iraq	433	15.4	38.6	57.7	120.2	120.1	60.3	4.2	2.4	1.9	2.5	3.1	2.3
Jordan	439	130.0	122.0	136.8	187.1	186.8	228.5	25.7	17.0	23.0	24.6	30.6	37.3
Kuwait	443	142.2	220.8	236.6	155.9	155.7	156.6	93.1	109.6	87.7	46.0	36.7	98.7
Lebanon	446	67.7	70.2	74.8	60.0	60.0	54.3	8.2	14.5	13.6	10.5	10.9	6.2
Libya	672	11.2	25.8	13.0	6.4	6.4	7.7	0.2	0.1	0.2	5.0	9.0	0.1
Mauritania	682	5.9	3.9	5.4	3.0	3.0	1.1	4.0	3.3	2.5	4.2	3.6	1.9
Morocco	686	133.2	120.6	139.6	110.5	110.3	175.9	124.7	90.7	105.5	104.3	100.4	112.8
Oman	449	44.2	65.3	81.9	128.1	128.0	138.6	195.7	89.5	70.8	46.4	64.4	65.5
Pakistan	564	263.0	384.9	502.0	530.4	529.6	537.9	427.2	408.3	324.2	244.0	140.4	116.2
Qatar	453	93.5	96.5	110.8	109.2	109.0	182.4	151.1	213.9	177.2	97.9	88.3	145.8
Saudi Arabia	456	753.0	788.5	840.6	1,080.2	1,078.7	1,028.4	673.2	689.0	642.6	644.0	487.3	394.3

China, P.R.: Hong Kong (532)

In Millions of U.S. Dollars

		Exports (FOB)						Imports (CIF)					
		2012	2013	2014	2015	2016	2017	2012	2013	2014	2015	2016	2017
Somalia	726	5.0	13.1	3.1	1.7	1.7	1.9	3.3	4.3	1.6	0.1	0.5	1.2
Sudan	732	13.6	11.9	14.6	7.3	7.3	5.6	6.1	14.0	2.2	1.7	1.9	1.2
Syrian Arab Republic	463	6.2	1.1	1.8	1.4	1.4	1.8	6.8	3.2	0.5	0.3	0.6	0.5
Tunisia	744	111.6	117.9	126.9	198.8	198.5	156.4	11.9	8.7	8.6	7.3	8.5	8.2
United Arab Emirates	466	4,358.8	4,987.0	6,257.5	7,007.4	6,852.6	7,737.1	4,632.7	4,414.2	3,823.9	4,436.0	3,915.4	4,363.2
Yemen, Republic of	474	5.1	11.5	7.1	1.8	1.8	1.5	26.8	16.3	15.0	12.8	16.9	16.7
Middle East n.s.	489	0.5	0.9	0.6	0.2	0.2	0.1	0.1	0.3	0.2	0.1	0.0	0.0
Sub-Saharan Africa	603	2,009.6	2,246.9	2,903.7	3,279.5	3,275.0	3,709.9	1,605.0	1,384.3	1,811.8	4,136.4	4,447.3	4,107.6
Angola	614	61.3	76.9	155.4	23.2	23.2	26.7	106.8	1.4	18.2	24.1	2.0	183.2
Benin	638	5.4	4.3	4.8	17.8	17.8	6.5	2.2	1.4	0.8	0.1	0.4	0.7
Botswana	616	11.2	8.7	15.8	16.4	16.4	16.7	16.2	61.0	272.8	164.2	218.3	285.3
Burkina Faso	748	12.9	13.0	11.8	18.8	18.8	43.9	10.3	11.0	0.0	0.2	1.0	0.3
Burundi	618	1.4	5.6	7.2	2.1	2.1	20.5	0.7	3.2	0.0	0.0	0.1	0.1
Cabo Verde	624	3.9	9.8	5.9	1.6	1.5	5.9	0.0	0.0	0.1	0.0	0.0	0.3
Cameroon	622	34.3	47.6	60.5	117.9	117.8	74.4	10.6	3.5	4.6	2.1	4.4	3.1
Central African Rep.	626	3.5	2.7	3.0	2.6	2.6	1.3	2.2	0.1	0.0	0.0	0.0	0.1
Chad	628	4.8	7.0	11.7	3.3	3.3	4.6	0.0	0.0	0.0	0.2
Comoros	632	1.0	0.5	0.1	1.1	1.1	0.4	0.0
Congo, Dem. Rep. of	636	21.3	38.8	45.6	34.0	33.9	47.8	0.7	0.7	1.0	1.2	2.2	0.9
Congo, Republic of	634	13.4	20.3	16.3	22.8	22.8	20.0	6.1	3.3	0.8	1.0	3.5	3.5
Côte d'Ivoire	662	13.8	18.1	26.1	36.5	36.4	47.3	3.5	4.1	3.0	0.6	0.5	0.3
Equatorial Guinea	642	6.4	1.9	3.1	1.1	1.1	0.3	0.0	0.0	0.0	0.0	0.1
Eswatini, Kingdom of	734	6.8	6.8	8.2	7.9	7.9	10.8	1.9	3.1	18.8	9.5	0.6	1.3
Estonia	939	139.5	175.1	165.5	115.8	115.1	147.6	9.0	13.6	12.3	15.8	19.0	17.0
Ethiopia	644	46.8	24.7	49.9	141.9	141.7	213.4	19.9	24.0	29.7	24.8	21.4	17.7
Gabon	646	13.5	8.3	21.6	15.0	15.0	21.0	3.2	2.6	2.5	3.4	3.2	2.4
Gambia, The	648	1.8	2.5	1.8	1.2	1.2	7.6	1.1	0.1	0.0	0.2	0.1	0.1
Ghana	652	80.8	94.3	94.0	190.5	190.3	138.4	4.1	1.5	1.8	2.1	9.4	7.4
Guinea	656	12.8	14.3	27.6	12.9	12.8	15.9	7.4	3.8	2.1	3.3	2.4	3.4
Guinea-Bissau	654	0.4	0.6	1.0	1.3	1.3	2.0	0.1	0.0	0.0
Kenya	664	172.3	160.9	161.4	173.4	173.2	210.3	81.3	96.0	87.8	63.6	55.3	55.0
Lesotho	666	17.1	20.3	13.6	9.9	9.9	9.4	0.2	0.4	0.0	0.1	0.1	0.0
Liberia	668	2.6	5.5	11.0	5.7	5.7	2.7	0.2	0.2	0.1	0.1	0.5	1.0
Madagascar	674	45.5	31.8	34.5	37.1	37.0	39.8	9.8	9.9	8.2	5.9	5.2	4.7
Malawi	676	9.5	6.1	16.8	13.7	13.7	22.3	0.9	0.9	2.2	2.1	0.7	1.1
Mali	678	40.0	37.9	45.6	28.5	28.4	29.3	4.2	9.7	2.5	0.7	1.2	0.9
Mauritius	684	54.1	57.3	71.0	62.1	62.0	71.1	7.6	36.0	34.6	9.3	20.3	7.4
Mozambique	688	25.6	42.7	76.8	24.2	24.1	39.5	6.3	3.3	2.9	5.6	12.6	15.5
Namibia	728	16.7	9.5	21.0	12.2	12.2	11.0	8.3	3.9	12.0	15.3	14.8	39.1
Niger	692	5.7	9.0	4.1	12.4	12.3	4.8	0.0	0.0	0.1	0.1	0.1	0.1
Nigeria	694	385.0	366.2	578.5	684.6	683.8	649.9	52.0	105.5	74.0	44.4	59.8	70.0
Rwanda	714	4.5	10.8	33.0	50.6	50.6	41.1	4.3	9.1	1.5	0.9	0.5	0.5
São Tomé & Príncipe	716	0.0	2.7	2.1	1.2	1.2	0.8	0.0	0.0	0.0	0.1	0.0	0.0
Senegal	722	29.0	30.5	38.6	124.0	123.9	177.0	12.9	16.7	15.9	18.0	12.7	19.5
Seychelles	718	4.2	12.0	3.0	4.3	4.3	2.1	2.9	6.2	3.4	5.0	2.1	1.6
Sierra Leone	724	5.2	4.9	4.0	7.0	7.0	9.3	1.1	0.5	0.3	0.5	0.4	0.9
South Africa	199	736.1	833.2	956.3	944.4	943.2	1,149.1	1,108.0	832.7	1,112.7	3,612.3	3,883.0	3,226.2
South Sudan, Rep. of	733	1.9	3.2	2.1	2.4	2.3	1.3	0.0	0.0	0.0	0.0	0.0	0.1
Tanzania	738	27.4	47.7	96.0	97.8	97.7	89.9	26.6	26.2	35.7	27.1	28.7	31.0
Togo	742	6.2	5.9	15.8	189.1	188.9	244.4	8.1	7.4	12.2	9.5	7.9	7.6
Uganda	746	31.1	87.4	62.5	66.4	66.3	53.6	20.7	28.5	27.1	33.8	44.9	58.5
Zambia	754	19.6	23.0	56.3	34.9	34.9	61.1	4.0	12.2	7.6	16.0	9.5	19.1
Zimbabwe	698	12.7	30.4	27.5	22.4	22.4	63.2	47.9	53.5	14.4	28.5	17.2	37.5
Africa n.s.	799	0.3	1.0	0.6	1.2	1.2	1.3	0.4	0.4	0.6	0.5	0.0	0.0
Western Hemisphere	205	7,500.4	8,422.3	9,372.3	8,644.6	8,633.2	8,742.4	5,317.8	6,548.9	6,896.8	4,452.1	4,928.9	5,357.6
Argentina	213	403.9	399.4	493.0	644.5	643.5	643.7	301.1	322.2	351.1	261.9	240.0	235.0
Aruba	314	5.2	6.0	7.0	3.7	3.7	3.4	0.1	0.2	0.2	0.1	1.2	1.6
Bahamas, The	313	5.4	5.0	5.0	8.4	8.4	66.2	0.5	0.1	0.9	0.4	0.5	0.9
Barbados	316	1.6	1.3	2.7	4.9	4.9	1.4	0.8	0.4	0.6	0.2	0.1	10.9
Belize	339	1.4	2.5	3.0	10.4	10.4	1.0	0.3	1.1	0.6	0.6	1.0	0.7

China, P.R.: Hong Kong (532)

In Millions of U.S. Dollars

		Exports (FOB)						Imports (CIF)					
		2012	2013	2014	2015	2016	2017	2012	2013	2014	2015	2016	2017
Bolivia	218	21.4	28.4	37.2	46.1	46.1	32.2	2.8	4.9	7.5	5.7	5.2	12.7
Brazil	223	1,982.2	1,963.9	1,874.0	1,267.2	1,265.6	1,534.0	2,141.1	2,689.5	2,954.6	2,139.3	2,335.9	2,464.0
Chile	228	606.3	528.3	486.8	661.7	660.9	588.6	452.0	460.9	550.3	521.5	831.7	702.3
Colombia	233	329.8	441.5	682.5	502.3	501.6	470.4	36.5	58.6	38.3	32.9	48.5	42.1
Costa Rica	238	40.6	56.1	107.0	145.5	145.3	109.6	1,415.5	1,963.6	1,554.1	219.7	263.0	216.4
Dominican Republic	243	95.0	116.1	127.1	94.7	94.6	102.6	18.9	23.1	17.0	19.8	15.1	20.3
Ecuador	248	131.7	157.4	181.5	137.4	137.2	128.4	17.2	18.8	25.8	25.3	29.1	28.0
El Salvador	253	59.2	60.6	88.3	89.0	88.9	76.2	91.7	101.9	102.0	90.7	105.8	102.8
Greenland	326	0.0	0.0	0.1	0.0	0.0	2.1	0.0	0.3	0.1
Grenada	328	0.5	0.1	0.8	0.8	0.8	0.5	0.2	0.0	0.1	0.0	0.0	0.0
Guatemala	258	133.5	142.0	229.8	173.6	173.4	152.0	7.5	9.1	13.1	10.4	11.1	19.8
Guyana	336	4.9	4.1	0.9	1.9	1.9	1.7	12.8	16.4	16.6	17.0	16.3	15.7
Haiti	263	8.1	25.8	15.7	19.0	18.9	35.2	3.5	3.5	2.1	3.0	2.8	1.6
Honduras	268	59.2	54.2	77.8	89.8	89.6	62.1	3.9	7.8	8.8	5.6	6.4	11.0
Jamaica	343	5.2	6.1	9.1	22.1	22.1	9.6	1.3	1.9	2.0	2.0	1.5	3.6
Mexico	273	2,195.7	2,951.6	3,721.6	3,597.1	3,592.4	3,719.3	524.2	565.8	875.8	741.1	699.7	841.4
Nicaragua	278	62.1	64.1	69.6	57.3	57.3	50.6	7.6	7.0	10.5	10.8	15.6	19.4
Panama	283	322.2	281.6	280.8	217.4	217.2	197.6	30.8	29.3	28.3	38.8	39.1	26.4
Paraguay	288	342.3	346.9	163.3	150.4	150.2	117.3	22.4	56.6	67.6	34.7	11.3	12.7
Peru	293	248.3	277.1	376.7	505.4	504.7	433.9	95.1	92.7	155.5	165.3	143.9	141.1
Suriname	366	4.6	5.9	18.2	11.1	11.0	5.3	7.2	7.7	11.2	11.1	10.8	334.0
Trinidad and Tobago	369	11.7	8.5	29.9	45.4	45.3	41.7	2.7	1.8	2.8	2.0	10.7	0.9
Uruguay	298	115.4	138.0	112.8	83.6	83.5	100.6	73.9	75.5	70.5	60.8	56.5	53.6
Venezuela, Rep. Bol.	299	169.7	237.6	126.5	22.8	22.7	23.5	32.4	19.2	18.9	12.1	10.9	28.6
Western Hem. n.s.	399	133.4	111.8	43.6	31.2	31.2	31.9	13.7	9.2	9.9	18.9	15.4	10.1
Other Countries n.i.e	910	62.6	34.5	19.2	11.5	11.4	8.4	42.1	36.9	51.7	46.9	40.0	49.2
Cuba	928	4.6	8.3	11.3	5.2	5.2	5.3	35.4	36.1	48.6	33.8	39.1	48.2
Korea, Dem. People's Rep.	954	58.0	26.2	7.9	6.3	6.3	3.1	6.7	0.8	3.1	13.1	0.9	1.0
Special Categories	899	71.8	51.5	34.9	28.4	13.4	16.1	17.1
Countries & Areas n.s.	898	28.3	0.0	13.9	0.2	22.4	25.0	24.8
Memorandum Items													
Africa	605	2,325.7	2,598.2	3,375.8	3,906.6	3,901.5	4,234.2	1,760.0	1,509.9	1,934.6	4,255.8	4,574.3	4,236.7
Middle East	405	6,202.8	6,986.3	8,561.7	9,646.0	9,487.7	10,468.4	6,294.7	5,996.6	5,480.5	5,804.3	5,011.9	5,449.5
European Union	998	42,996.8	43,164.8	44,300.9	47,506.2	42,611.4	47,672.1	39,411.2	40,692.7	39,583.9	39,480.8	35,217.7	38,110.7
Export earnings: fuel	080	9,137.1	10,568.6	12,424.6	12,815.5	12,653.1	14,235.1	7,512.0	7,265.4	6,827.4	6,719.1	5,812.9	6,729.7
Export earnings: nonfuel	092	434,023.5	448,693.9	461,578.1	504,568.8	449,838.6	535,962.2	497,237.3	516,842.4	538,110.6	552,753.3	541,513.3	583,099.0

China, P.R.: Macao (546)

In Millions of U.S. Dollars

		Exports (FOB)						Imports (CIF)					
		2012	2013	2014	2015	2016	2017	2012	2013	2014	2015	2016	2017
IFS World		1,021.3	1,138.3	1,241.3	1,339.0	1,256.6	1,405.9	8,877.4	10,140.5	11,262.1	10,602.8	8,924.8	9,448.9
World	001	1,021.7	1,138.3	1,241.3	1,279.2	1,256.6	1,405.9	9,029.8	10,140.5	11,262.1	10,604.0	8,924.4	9,448.4
Advanced Economies	110	662.4	730.5	850.5	898.4	798.2	907.6	5,634.5	6,374.4	7,007.2	6,437.2	5,219.8	5,740.0
Euro Area	163	33.7	29.8	34.7	25.3	19.2	19.9	1,861.6	2,074.0	2,445.1	2,114.5	1,957.3	2,210.8
Austria	122	0.4	0.7	0.7	0.3	0.1	7.4	8.6	13.6	7.7	5.1	6.5
Belgium	124	0.5	1.6	2.1	2.3	1.5	2.5	12.9	13.1	15.0	15.7	16.6	17.6
Cyprus	423	0.0	0.0	0.0	0.1	0.3	0.2	0.2	0.3	2.0
Estonia	939	0.0	0.0	0.2
Finland	172	0.5	0.5	0.1	0.0	0.0	8.1	6.8	7.3	7.7	2.3	2.2
France	132	6.9	9.6	9.0	5.6	4.1	7.9	791.0	872.8	948.0	729.7	703.7	704.9
Germany	134	10.3	6.7	7.1	6.3	6.1	4.9	215.6	252.8	345.9	260.1	195.2	206.5
Greece	174	0.1	0.0	0.0	0.0	1.1	0.8	1.6	4.1	1.5	2.0
Ireland	178	1.8	2.1	5.5	3.4	1.7	29.7	41.6	68.1	74.1	79.2	50.2
Italy	136	2.1	1.3	3.9	1.8	0.6	0.6	675.9	713.4	776.9	712.0	699.1	882.2
Lithuania	946	0.0	0.0	0.0	0.1	0.1	0.1	0.2
Malta	181	0.0	0.1	0.1	0.2	0.1	0.0
Netherlands	138	9.5	6.6	5.8	5.1	4.3	3.9	54.3	94.3	173.6	213.0	168.7	233.2
Portugal	182	0.2	0.5	0.3	0.1	0.7	0.1	29.9	26.1	31.0	34.9	34.5	33.3
Slovak Republic	936	0.0	0.0	0.0	4.0	3.9	3.2	2.0	0.4	0.6
Slovenia	961	0.6	1.4	1.6	2.5	3.9	2.7
Spain	184	1.3	0.2	0.0	0.4	0.1	0.1	30.9	37.9	58.8	50.6	46.4	66.7
Australia	193	6.3	4.1	3.2	2.8	2.8	1.7	76.8	78.8	87.7	84.3	109.0	110.2
Canada	156	6.0	3.8	2.8	1.5	1.5	2.0	17.1	16.2	29.3	50.1	37.0	38.9
China,P.R.: Hong Kong	532	513.6	607.8	727.7	792.5	695.3	822.4	1,044.4	1,314.4	1,156.2	932.6	776.9	847.0
Czech Republic	935	0.1	0.1	0.0	0.0	0.0	1.3	1.0	1.6	2.5	2.5	3.1
Denmark	128	0.1	0.0	0.0	0.1	8.1	9.4	9.4	8.0	11.4	10.2
Iceland	176	0.0	0.0	0.0	0.1	0.2	0.1	0.1	0.1
Israel	436	0.2	0.1	0.1	0.3	1.0	0.3	2.0	4.3	2.0	8.2	2.6	2.6
Japan	158	20.3	18.7	21.1	29.6	38.9	21.6	531.5	600.3	629.1	901.4	565.1	679.0
Korea, Republic of	542	1.1	2.0	1.6	0.6	1.8	1.9	212.3	265.2	220.4	158.3	183.9	243.1
New Zealand	196	0.0	0.2	0.2	0.1	0.2	21.3	27.6	36.1	48.7	36.4	34.3
Norway	142	0.1	0.0	0.0	5.3	6.7	7.5	7.4	9.0	9.4
Singapore	576	7.9	6.5	8.4	9.7	10.1	6.9	179.1	174.3	205.9	184.4	133.4	126.0
Sweden	144	0.2	0.2	0.0	8.5	9.3	14.2	9.5	19.1	16.6
Switzerland	146	0.5	2.4	1.7	0.9	0.6	0.5	777.0	876.8	1,026.5	842.3	667.8	697.5
Taiwan Prov.of China	528	5.2	4.9	8.8	7.6	5.9	4.6	175.4	165.3	168.6	173.0	156.9	183.6
United Kingdom	112	4.3	4.4	3.4	2.8	1.3	2.4	244.0	239.8	234.2	201.3	122.0	114.5
United States	111	62.9	45.6	36.7	24.6	19.5	23.1	468.8	511.0	733.2	710.5	429.1	413.4
Vatican	187	0.3
Emerg. & Dev. Economies	200	207.6	245.2	219.6	262.7	282.9	301.1	3,384.1	3,751.1	4,240.7	4,144.7	3,702.4	3,704.3
Emerg. & Dev. Asia	505	196.3	238.2	210.4	252.2	272.9	295.8	3,226.6	3,578.4	4,036.4	3,932.3	3,532.3	3,522.9
Bangladesh	513	0.5	0.1	0.1	0.1	0.0	0.0	0.4	0.5	0.7	4.5	3.6	4.9
Cambodia	522	0.1	0.2	0.5	1.0	0.9	9.3	1.1	2.1	2.7	8.5	3.5	3.0
China,P.R.: Mainland	924	171.3	201.0	194.6	228.0	219.0	264.2	2,908.4	3,305.9	3,735.6	3,586.8	3,232.6	3,200.9
Fiji	819	0.0	0.0	0.0	0.1	0.7	1.1
F.T. New Caledonia	839	0.0	0.0	0.0	0.0	0.0	3.0	0.0	0.0
Guam	829	0.2
India	534	0.4	1.8	2.5	4.5	4.3	9.5	8.3	12.2	9.8	12.0	10.6	12.6
Indonesia	536	0.1	0.1	0.5	1.2	0.4	0.2	29.5	30.5	36.2	38.8	32.3	30.5
Lao People's Dem.Rep	544	0.0	0.0	0.0	0.0	0.0	0.3	0.4	10.5	0.2	0.9
Malaysia	548	3.9	4.1	2.5	8.1	1.3	1.0	111.8	68.8	81.9	77.7	70.3	71.3
Maldives	556	0.0	0.0	0.0	1.1	0.0	0.0
Myanmar	518	0.0	0.0	0.0	0.0	0.1	2.6	2.8	2.2	1.7	1.7	2.1
Nepal	558	0.0	0.0	0.2	0.1	0.0	0.1
Philippines	566	2.4	5.3	8.4	5.1	36.4	3.2	22.5	20.8	20.0	40.3	21.4	24.5
Solomon Islands	813	0.0	0.5	0.5	0.8	10.0
Sri Lanka	524	0.1	0.1	0.1	0.0	2.8	2.0	1.3	2.0	1.7	1.5	1.4	1.8
Thailand	578	0.5	0.7	0.1	0.1	3.8	0.9	116.6	104.1	111.5	97.4	105.6	112.7
Timor-Leste	537	0.1	0.0
Vietnam	582	17.0	24.1	1.1	4.0	3.4	4.5	24.2	28.3	33.2	38.3	48.3	56.5

China, P.R.: Macao (546)

In Millions of U.S. Dollars

		Exports (FOB)						Imports (CIF)					
		2012	2013	2014	2015	2016	2017	2012	2013	2014	2015	2016	2017
Europe	170	1.8	0.9	0.6	0.1	1.4	1.2	37.8	48.3	62.1	75.1	36.4	37.5
Emerg. & Dev. Europe	903	1.6	0.7	0.6	0.1	1.4	1.2	30.6	46.2	59.5	62.8	33.8	34.5
Albania	914	0.1	0.2	0.7	0.6	0.4	1.8
Bosnia and Herzegovina	963	0.3	0.6	0.5	0.4	0.4	0.1
Bulgaria	918	1.2	2.5	2.0	2.0	1.7	2.2
Croatia	960	0.0	0.2	0.1	0.2	0.3	0.3	0.5
Faroe Islands	816	0.1
Hungary	944	0.2	0.2	0.3	0.1	1.4	1.2	1.1	2.7	13.5	20.7	1.9	4.1
Macedonia, FYR	962	0.2	0.1	0.1	0.1	0.0	0.0
Poland	964	0.0	0.0	0.1	2.8	4.1	3.7	5.5	6.9	7.2
Romania	968	0.9	0.5	0.1	0.0	0.0	6.9	8.7	12.0	11.7	7.4	8.5
Serbia, Republic of	942	0.4	0.1	0.7	0.1	0.6	0.6	0.6
Turkey	186	17.7	26.6	26.7	20.9	14.1	9.7
CIS	901	0.3	0.2	0.0	0.0	7.2	2.1	2.6	12.3	2.6	3.0
Armenia	911	0.0	0.1	0.0	0.1	0.0	0.1
Moldova	921	0.2	0.3	1.0	0.6	0.3	0.3
Russian Federation	922	0.3	0.2	0.0	0.0	6.6	1.5	1.1	11.6	2.0	2.3
Ukraine	926	0.0	0.3	0.2	0.4	0.0	0.1	0.3
Mid East, N Africa, Pak	440	1.7	1.6	2.7	8.1	6.7	3.4	35.3	41.5	60.5	42.7	47.9	51.1
Djibouti	611	0.2	1.0	0.8	0.3
Egypt	469	0.1	0.3	0.4	0.4	0.3	0.6	0.6	0.6	0.9	1.9	0.6	1.0
Iran, I.R. of	429	0.0	0.0	0.4	0.0	0.3	0.1	0.0	0.1
Jordan	439	0.1	0.0	0.0	0.0	0.1	0.1	0.0	0.0	0.0	0.1	0.0	0.0
Lebanon	446	0.0	0.3	0.1	0.0	0.0	0.0	0.0	0.1	0.0	0.0
Mauritania	682	0.0	0.0	0.0	0.1	0.0
Morocco	686	0.1	0.1	0.2	0.2	0.1	0.0	0.3	0.4	0.3	1.0	1.3	0.4
Oman	449	0.1
Pakistan	564	0.0	0.5	0.5	0.6	1.1	1.0	0.4
Saudi Arabia	456	0.0	0.7	31.0	36.8	54.3	28.5	41.5	45.8
Syrian Arab Republic	463	0.3	0.0	0.0
Tunisia	744	2.1	3.1	3.8	2.9	2.9	2.1
United Arab Emirates	466	1.4	0.6	0.9	6.7	5.8	2.0	0.1	0.1	0.4	7.0	0.5	1.2
Sub-Saharan Africa	603	1.1	0.1	0.7	0.1	0.1	0.1	27.9	35.1	22.1	34.2	19.7	17.9
Angola	614	0.2	0.0	0.4
Central African Rep.	626	0.0	0.0	0.1
Congo, Dem. Rep. of	636	0.1	0.0
Congo, Republic of	634	0.1	0.0	0.0	0.0	0.0
Côte d'Ivoire	662	0.0	0.0	0.0	0.1	0.0
Estonia	939	0.0	0.0	0.2
Ethiopia	644	0.2	0.2	0.0	0.0	0.0	0.0
Ghana	652	0.1	0.0	0.1	0.0	0.0	0.0	0.0	0.0
Kenya	664	0.3	0.5	0.4	0.8	1.1	0.7
Madagascar	674	0.2	0.1	0.2	0.3	0.1	0.1
Malawi	676	0.0	0.1	0.0	0.0
Mauritius	684	0.2	0.2	0.3	0.1	0.2	0.7
Niger	692	0.0	0.0	0.1	0.0
Nigeria	694	0.0	0.0	0.0	0.0	0.0	0.0	0.2	0.9	1.0
Senegal	722	0.0	0.0	0.0	0.1	0.0	0.0
Seychelles	718	0.0	0.0	0.2	0.0	0.0	0.0	0.0
South Africa	199	0.8	0.1	0.6	0.0	0.0	26.5	32.6	18.3	30.4	15.3	13.4
Tanzania	738	0.0	0.3	1.0	1.4	1.6	1.3
Uganda	746	0.1	0.5	1.6	0.6	0.4	0.7
Zimbabwe	698	0.0	0.2	0.0	0.1	0.1	0.0
Western Hemisphere	205	6.7	4.4	5.2	2.2	1.8	0.6	56.5	47.8	59.6	60.4	66.1	74.8
Argentina	213	0.1	0.1	0.2	0.1	0.3	0.2	5.6	3.9	4.9	4.9	6.3	6.2
Bahamas, The	313	0.1	0.1	0.1	0.1	0.1	0.1
Brazil	223	0.0	0.0	0.1	0.0	0.0	0.0	34.8	30.3	41.4	40.4	48.8	47.5
Chile	228	0.1	0.0	0.0	0.0	0.0	0.1	5.2	3.6	4.6	3.1	3.2	2.9
Colombia	233	0.1	0.0	0.4	0.1	0.0	0.3	0.6	0.2	0.7	0.5	0.8
Costa Rica	238	0.1	0.0	0.0	0.0	0.0	0.0

China, P.R.: Macao (546)

In Millions of U.S. Dollars

		Exports (FOB)						Imports (CIF)					
		2012	2013	2014	2015	2016	2017	2012	2013	2014	2015	2016	2017
Dominican Republic	243	0.0	3.3	2.1	2.8	1.7	0.5	0.6
Ecuador	248	0.0	0.1	0.0	0.0	0.0	0.1	0.4	1.0
Greenland	326	0.0	0.0	0.1	0.1	0.1
Guatemala	258	0.1	0.0	0.1	0.0	0.0	0.1
Honduras	268	0.1	0.1	0.1	0.0	0.0	0.0
Jamaica	343	0.0	0.1	0.1	0.0	0.1	0.1	0.0
Mexico	273	2.9	1.2	0.1	0.1	0.1	0.1	5.4	5.4	4.0	7.4	4.5	13.9
Nicaragua	278	0.1	0.1	0.0	0.1	0.0	0.0
Panama	283	3.4	3.1	4.4	1.9	1.4	0.2	0.1	0.0	0.0	0.1	0.1	0.1
Paraguay	288	0.0	0.1
Peru	293	0.0	0.0	0.0	0.7	1.3	1.1	1.6	0.9	0.7
Uruguay	298	0.0	0.0	0.5	0.1	0.2	0.1	0.6	0.9
Other Countries n.i.e	910	0.0	11.2	15.0	14.3	8.0	2.3	4.0
Cuba	928	11.1	15.0	14.3	8.0	2.3	4.0
Special Categories	899	42.3	0.1
Countries & Areas n.s.	898	151.7	162.6	171.3	75.8	175.5	197.2	14.0
Memorandum Items													
Africa	605	1.2	0.5	1.9	1.1	0.6	0.1	30.4	38.5	26.1	38.1	23.9	20.4
Middle East	405	1.6	1.2	1.5	7.1	6.2	3.3	32.4	37.5	55.9	37.6	42.8	48.2
European Union	998	39.5	35.1	38.8	28.3	21.8	23.6	2,135.7	2,351.6	2,735.9	2,376.1	2,130.6	2,377.6
Export earnings: fuel	080	2.0	0.8	1.5	6.8	5.9	2.8	38.9	39.1	56.5	48.2	45.9	52.3
Export earnings: nonfuel	092	1,019.7	1,137.5	1,239.9	1,272.5	1,250.7	1,403.1	8,990.9	10,101.5	11,205.7	10,555.8	8,878.5	9,396.0

Colombia (233)

In Millions of U.S. Dollars

		Exports (FOB)						Imports (CIF)					
		2012	2013	2014	2015	2016	2017	2012	2013	2014	2015	2016	2017
IFS World		60,273.5	58,757.1	54,784.6	35,635.3	31,008.0	58,138.1	59,396.9	64,028.8	54,057.6	44,889.9
World	001	59,618.9	58,821.9	54,794.7	35,675.7	31,390.4	37,240.9	58,586.6	59,395.0	64,026.4	54,057.6	44,285.4	45,709.1
Advanced Economies	110	34,662.7	30,081.6	26,805.5	18,095.3	16,466.7	18,329.7	27,405.8	29,646.2	32,775.4	28,230.6	21,612.3	22,468.0
Euro Area	163	7,694.2	7,815.6	7,999.4	5,159.0	3,359.4	4,383.3	6,720.6	6,916.3	7,592.8	7,131.6	4,970.4	5,564.5
Austria	122	1.3	1.7	1.3	2.0	1.5	0.7	159.7	183.1	181.2	175.2	141.5	171.5
Belgium	124	488.2	494.7	461.6	481.5	451.0	507.1	299.5	294.8	260.3	223.6	201.9	239.2
Cyprus	423	0.2	0.2	0.1	0.3	0.2	0.4	0.7	1.6	0.6	0.0	0.1	0.9
Estonia	939	0.3	1.8	3.6	6.9	5.7	4.3	3.8	5.8	2.8	2.8	2.0	4.1
Finland	172	55.3	58.1	73.7	95.2	69.9	71.4	127.8	190.0	149.3	107.4	93.9	144.3
France	132	306.3	356.2	178.5	127.4	404.6	304.9	1,487.1	1,446.2	1,853.6	1,918.7	828.8	949.4
Germany	134	395.2	780.4	633.5	497.8	475.9	473.2	2,316.7	2,206.9	2,531.0	2,267.5	1,707.7	1,874.0
Greece	174	19.3	12.3	8.6	16.0	24.4	24.5	10.8	12.4	21.1	10.7	13.9	15.3
Ireland	178	164.3	154.2	89.5	111.4	70.2	105.5	139.2	142.6	175.8	177.3	151.9	158.9
Italy	136	468.1	464.7	962.0	490.8	439.1	480.6	948.5	1,010.6	982.3	823.7	761.3	754.6
Latvia	941	0.8	1.1	0.9	0.1	0.8	3.0	23.8	2.1	2.2	2.4	2.8	3.2
Lithuania	946	1.4	1.0	1.3	2.0	2.0	1.6	53.2	22.4	4.3	3.1	6.9	3.6
Luxembourg	137	0.3	1.9	0.1	0.1	0.0	0.8	7.4	9.7	11.7	7.4	6.4	9.7
Malta	181	0.2	0.1	0.1	0.5	17.3	0.5	1.4	1.2	1.6	1.8	0.9	1.2
Netherlands	138	2,503.1	2,272.6	2,117.1	1,391.2	966.2	277.9	326.8	294.2	359.4	157.4
Portugal	182	327.6	322.1	263.9	305.1	213.6	397.5	58.7	58.2	100.3	89.3	90.6	66.8
Slovak Republic	936	0.9	0.8	1.0	1.4	0.7	4.3	19.4	25.1	37.4	28.5	21.9	21.3
Slovenia	961	21.8	12.7	26.6	45.7	23.2	61.6	9.3	13.6	16.3	17.5	19.6	21.6
Spain	184	2,939.8	2,879.0	3,175.8	1,583.6	1,159.4	975.0	775.9	963.3	966.9	915.3	918.5	967.4
Australia	193	40.2	47.8	49.6	47.8	47.6	57.0	53.1	63.9	44.3	44.6	45.5	43.4
Canada	156	467.0	390.2	664.8	417.0	387.5	506.9	1,132.7	1,001.2	1,164.6	877.2	766.8	791.1
China,P.R.: Hong Kong	532	426.0	78.4	63.1	66.9	99.8	84.3	95.9	102.4	80.9	59.7	49.7	49.9
China,P.R.: Macao	546	0.4	0.1	0.2	0.2	0.1	0.3	0.0	0.3	0.1	0.0	0.1	0.1
Czech Republic	935	3.7	3.5	4.3	3.4	4.9	4.9	38.7	49.6	57.4	67.3	59.3	59.1
Denmark	128	182.6	262.3	158.4	44.4	34.7	25.5	94.6	133.4	124.0	124.0	112.0	107.1
Iceland	176	0.5	0.3	0.2	0.5	0.5	0.6	1.9	1.1	1.3	2.1	0.6	1.4
Israel	436	525.8	409.6	526.4	292.5	275.5	302.7	160.5	236.6	328.2	165.4	142.7	128.6
Japan	158	360.2	387.9	420.9	519.9	427.6	557.4	1,654.1	1,478.8	1,525.4	1,227.5	1,115.6	1,231.3
Korea, Republic of	542	336.0	230.0	519.7	229.4	402.1	457.0	1,288.1	1,296.4	1,500.5	1,155.4	888.9	791.5
New Zealand	196	15.2	11.9	14.3	11.8	14.4	14.6	8.3	11.7	12.1	8.7	8.6	14.7
Norway	142	29.7	31.7	40.1	40.0	42.8	51.4	41.7	53.4	47.3	53.4	33.9	31.8
San Marino	135	1.0	0.6
Singapore	576	427.1	61.4	231.9	322.5	66.1	379.4	135.8	128.3	146.1	95.7	95.6	111.6
Sweden	144	45.3	41.2	58.2	43.0	44.1	46.9	191.1	167.5	156.0	142.0	131.9	151.7
Switzerland	146	721.4	460.8	501.6	419.9	376.2	354.3	507.4	508.8	519.2	433.3	387.0	413.0
Taiwan Prov.of China	528	44.6	40.2	40.5	32.8	41.4	80.4	553.6	557.2	620.3	523.1	432.8	417.7
United Kingdom	112	1,128.6	1,115.8	1,090.2	632.8	482.2	403.2	560.6	510.9	598.5	536.1	415.7	462.7
United States	111	22,214.1	18,692.9	14,421.8	9,811.4	10,359.8	10,619.5	14,167.0	16,428.4	18,256.3	15,583.4	11,954.2	12,096.1
Vatican	187	0.1
Emerg. & Dev. Economies	200	24,924.1	27,845.9	26,611.2	16,283.6	12,867.5	17,393.6	29,312.3	28,201.7	29,526.6	24,215.3	21,451.3	21,738.1
Emerg. & Dev. Asia	505	5,117.6	8,296.1	8,644.7	2,562.2	1,564.5	2,144.0	11,793.0	12,671.0	14,537.4	12,523.7	10,800.6	11,151.1
American Samoa	859	0.0	16.9	1.7	2.3	1.0
Bangladesh	513	0.0	0.2	0.1	0.3	0.2	1.2	20.9	32.0	34.7	32.4	36.3	54.3
Bhutan	514	0.1	0.2	0.9	0.0	0.0	0.0
Brunei Darussalam	516	0.0	0.0	0.0	0.0	0.1	0.0	0.0	0.0	0.0	0.0	0.0	0.0
Cambodia	522	1.1	1.9	0.5	1.1	1.6	0.3	6.5	10.5	12.8	15.5	18.1	23.4
China,P.R.: Mainland	924	3,343.1	5,102.2	5,755.1	1,869.2	1,162.4	1,706.1	9,564.7	10,362.8	11,790.4	10,032.5	8,631.4	8,754.5
Fiji	819	0.2	0.1	0.2	0.2	0.2	0.2	2.2	0.5	0.0	0.0	0.0	0.0
F.T. French Polynesia	887	0.3	0.0	0.1	0.0	0.0	0.0	0.0	0.0
F.T. New Caledonia	839	0.0	0.0	0.1	0.0	0.2	0.0	0.1	0.0	0.0	0.0
Guam	829	0.0	0.1	0.1	0.1	0.1	0.1	0.0
India	534	1,362.7	2,993.1	2,787.6	524.9	225.6	279.6	1,123.8	1,143.8	1,368.8	1,199.2	945.9	1,042.1
Indonesia	536	130.1	14.7	5.5	6.5	6.6	7.8	258.7	220.0	226.2	218.4	181.3	186.1
Kiribati	826	6.0
Lao People's Dem.Rep	544	0.0	0.2	0.2	0.1	0.2	0.1	0.1	0.2
Malaysia	548	221.6	106.7	23.9	100.1	95.4	61.8	204.4	198.4	225.7	170.1	162.6	171.5

Colombia (233)

In Millions of U.S. Dollars

		Exports (FOB)						Imports (CIF)					
		2012	2013	2014	2015	2016	2017	2012	2013	2014	2015	2016	2017
Maldives	556	0.0	0.0	0.0	0.0	0.1	0.0	0.0	0.0	0.0
Marshall Islands	867	0.2
Mongolia	948	0.0	0.0	0.0	0.1	0.0	0.0
Myanmar	518	0.0	0.0	0.1	5.1	0.0	0.2	0.1	0.1	0.6	3.0
Nauru	836	0.0	0.1	0.0	0.0
Nepal	558	0.0	0.0	0.0	0.0	0.0	0.1	0.0	0.0	0.0	0.0
Papua New Guinea	853	0.0	0.1	0.0	0.2	0.0	0.1	0.0	0.0
Philippines	566	10.1	12.7	10.4	10.7	12.4	12.3	41.7	47.6	58.8	44.2	39.5	43.2
Samoa	862	1.4	4.3	1.8	3.0	2.5
Solomon Islands	813	0.1	0.0	0.1	0.1	0.1	0.2
Sri Lanka	524	0.4	0.6	6.8	0.4	0.4	0.3	14.0	17.7	18.3	17.2	17.6	19.6
Thailand	578	38.2	44.4	37.8	38.4	48.2	29.9	332.6	309.2	343.6	297.5	291.2	294.8
Timor-Leste	537	0.1
Tonga	866	0.2	0.1	0.1	0.0
Tuvalu	869	0.0	0.0	0.1
Vanuatu	846	0.0	0.1	0.1	0.0	0.1	0.0
Vietnam	582	10.0	18.9	16.6	9.1	9.5	38.8	220.9	316.1	437.8	491.2	470.7	557.0
Asia n.s.	598	0.0	0.0	0.0	0.7	1.0	0.6	1.5	0.2	0.3	0.1	0.1
Europe	170	1,018.3	841.9	1,039.8	837.3	1,109.7	1,673.8	802.6	736.5	929.1	976.4	866.5	983.5
Emerg. & Dev. Europe	903	884.8	705.9	906.1	721.4	1,024.7	1,556.9	287.1	355.4	452.9	526.3	542.9	619.1
Albania	914	0.3	1.1	0.2	0.2	0.7	1.8	0.3	0.6	0.5	0.5	0.4	0.2
Bosnia and Herzegovina	963	0.0	1.0	0.9	0.8	1.2	1.0	0.6
Bulgaria	918	0.5	0.8	3.3	0.5	4.8	6.7	8.5	8.0	9.1	13.9	7.6	8.3
Croatia	960	78.5	59.7	13.3	19.2	13.1	7.0	1.1	7.9	8.3	85.4	5.1	32.3
Faroe Islands	816	0.1	0.0	0.0	0.0	0.0	0.0
Gibraltar	823	0.1	167.1	39.0	0.0	0.1	0.0	0.1	0.0	0.0
Hungary	944	1.2	0.9	2.0	1.1	1.3	1.1	29.6	53.0	65.5	65.7	65.2	90.6
Macedonia, FYR	962	0.0	0.0	0.0	0.0	0.0	0.0	0.4	0.5	0.1	0.4	0.4	0.1
Montenegro	943	0.0	0.0	0.3
Poland	964	16.3	10.3	14.4	15.1	67.7	87.3	37.4	90.5	131.9	90.2	121.4	93.0
Romania	968	7.2	8.4	9.8	13.1	8.4	7.9	33.7	25.2	31.8	27.0	102.9	153.1
Serbia, Republic of	942	0.0	0.1	0.1	2.0	1.8	0.6
Turkey	186	780.8	624.4	863.1	672.2	761.3	1,405.7	175.0	168.8	204.7	239.9	237.2	240.3
CIS	901	133.6	136.0	133.7	115.9	84.8	116.6	515.5	380.9	476.0	449.6	323.0	363.7
Armenia	911	0.7	0.3	0.2	0.1	0.1	0.2	1.4	0.1	0.0	0.0	0.0	0.0
Azerbaijan, Rep. of	912	0.1	0.2	0.2	0.3	0.1	0.2	0.0	0.0	0.0	0.0
Belarus	913	0.8	1.2	1.3	0.8	0.4	0.7	10.2	5.4	0.6	3.2	10.9	25.7
Georgia	915	2.9	2.9	1.6	4.1	2.7	13.3	11.2	2.9	3.3	1.8	2.2	1.3
Kazakhstan	916	0.3	0.6	0.5	1.0	1.0	1.4	0.2	2.7	2.9	3.0	2.5	2.5
Kyrgyz Republic	917	0.1	0.0	0.2	0.0	0.0	0.0	0.0	0.0	0.0	0.0	0.0	0.0
Moldova	921	0.0	0.1	0.0	0.1	0.0	0.0	0.0	0.2	0.2	0.1	0.4	1.6
Russian Federation	922	118.7	116.8	113.9	95.3	73.1	81.8	398.5	304.7	404.2	403.8	255.8	285.7
Tajikistan	923	0.0	0.0	0.0	0.1	0.1	0.0	0.0	0.0	0.0	0.0	0.0
Turkmenistan	925	0.0	0.0	0.0	0.0	0.0	0.0	0.0	0.1	0.1	0.1	0.0	0.0
Ukraine	926	9.9	13.9	15.7	14.1	7.3	18.9	92.9	64.2	63.3	36.9	48.2	45.0
Uzbekistan	927	0.0	0.1	0.0	0.0	0.0	1.1	0.8	1.3	0.6	2.9	1.7
Europe n.s.	884	0.2	0.3	0.0	0.2	0.2	0.5	0.6	0.8
Mid East, N Africa, Pak	440	94.7	150.0	248.3	125.5	144.1	199.4	265.9	229.3	237.1	250.0	166.2	199.7
Afghanistan, I.R. of	512	0.0	0.0	0.0	0.1	0.0	0.3	0.2	0.1	0.0	0.1	1.0
Algeria	612	2.2	1.8	11.2	6.9	1.6	0.9	25.7	0.0	0.0	17.2	0.0	0.0
Bahrain, Kingdom of	419	1.5	0.6	1.0	0.9	0.8	0.7	0.0	0.1	1.0	7.4	5.1	17.0
Djibouti	611	0.1	0.1	0.3	0.2	0.4	0.9	0.0	0.0
Egypt	469	3.1	3.2	2.9	6.6	5.9	11.0	10.6	26.8	10.7	11.1	9.9	17.8
Iran, I.R. of	429	1.0	0.5	0.8	0.7	2.4	2.2	19.3	1.2	0.5	0.3	1.0	0.8
Iraq	433	2.7	25.1	35.8	1.5	26.3	19.4	0.0	0.0	0.7	0.0	0.3	0.0
Jordan	439	8.4	3.4	3.3	9.5	25.4	30.4	1.2	2.2	3.4	3.2	2.7	2.9
Kuwait	443	1.6	2.7	3.2	4.0	3.3	2.6	0.0	3.3	0.7	0.0	0.1	0.0
Lebanon	446	33.1	14.2	31.6	51.2	17.9	40.7	1.3	0.6	1.8	0.7	1.1	0.6
Libya	672	0.5	12.0	3.1	1.2	1.1	2.0	0.0	0.0	0.0	0.2	0.0	0.0
Mauritania	682	0.4	0.9	8.1	0.0	0.0	0.1	0.0	0.0	0.0

Colombia (233)

In Millions of U.S. Dollars

		Exports (FOB)						Imports (CIF)					
		2012	2013	2014	2015	2016	2017	2012	2013	2014	2015	2016	2017
Morocco	686	4.2	4.3	4.6	3.0	5.8	30.8	37.0	50.7	46.6	33.8	39.0	43.0
Oman	449	0.2	0.3	0.8	0.8	1.7	0.6	0.0	1.2	5.4	16.3	1.4	5.1
Pakistan	564	1.9	1.6	1.3	1.5	1.5	12.4	68.3	58.2	63.7	53.6	41.8	45.2
Qatar	453	0.2	0.1	0.3	0.6	0.9	1.0	6.4	5.6	15.9	5.8	11.6	5.9
Saudi Arabia	456	7.0	5.8	7.3	7.0	8.5	11.1	54.3	62.2	63.3	53.7	35.1	36.9
Sudan	732	0.0	0.2	0.3	0.1	0.1	0.1	0.2	0.2	0.1	0.3	0.3	0.3
Syrian Arab Republic	463	2.6	1.8	1.3	2.4	1.9	2.5	0.2	0.1	0.1	0.2	0.3	0.3
Tunisia	744	10.5	16.9	7.6	1.7	2.4	1.6	8.5	7.0	5.5	4.1	4.3	4.8
United Arab Emirates	466	11.7	51.5	120.5	23.1	33.3	26.3	32.6	9.6	17.6	42.0	12.0	18.1
West Bank and Gaza	487	0.0	0.3	0.4	0.2	0.0	0.0	0.1	0.0	0.0	0.0
Yemen, Republic of	474	1.8	2.8	2.8	2.2	2.8	1.9	0.0	0.0
Sub-Saharan Africa	603	473.7	143.5	339.1	306.8	259.6	107.6	67.1	80.0	63.1	56.5	54.2	48.0
Angola	614	11.8	13.7	14.5	5.6	1.7	1.3	0.1	0.0	0.4	0.2	0.0	0.1
Benin	638	2.0	0.9	2.7	1.0	0.7	0.8	0.1	0.0	0.0	1.1	2.4	0.0
Botswana	616	0.0	0.1	0.0	0.0	0.0	0.0
Burkina Faso	748	0.0	0.1	0.3	0.1	0.8	1.6	1.8	3.0	0.0	0.0
Cabo Verde	624	0.1	0.2	0.3	0.2	0.3	0.6	0.0	0.0	0.0	0.0	0.0
Cameroon	622	3.9	1.9	6.9	1.2	0.9	1.6	0.4	0.3	0.2	0.0	0.0	0.1
Central African Rep.	626	0.0	0.1	0.0	0.0	0.0	0.0
Chad	628	0.0	2.2	0.0	0.0	0.0	0.1	0.3	0.0	0.0
Comoros	632	0.0	0.2	0.1	0.3	0.2	0.0	0.0	0.0
Congo, Dem. Rep. of	636	0.2	1.8	6.8	2.5	1.1	2.0	0.0	0.0	0.0
Congo, Republic of	634	2.3	2.2	1.0	1.9	1.1	1.5	0.0	0.0	0.0	0.0
Côte d'Ivoire	662	110.1	23.8	113.1	105.5	104.5	40.7	0.2	15.7	2.9	1.0	2.6	1.5
Equatorial Guinea	642	0.2	0.1	0.1	0.2	0.0	0.0	0.0
Eritrea	643	0.0	0.1	0.0	0.1	0.1	0.0	0.0
Eswatini, Kingdom of	734	0.0	6.7	0.0	0.1	0.3	0.1	0.1	0.1	0.1
Estonia	939	0.3	1.8	3.6	6.9	5.7	4.3	3.8	5.8	2.8	2.8	2.0	4.1
Ethiopia	644	0.7	0.3	0.1	0.3	0.5	0.3	0.0	0.0	0.0	0.0	0.0	0.1
Gabon	646	0.7	2.6	5.1	9.4	9.9	11.6	0.0	0.0	0.0	0.0	0.0
Gambia, The	648	0.4	0.0	0.0	0.0	0.0	0.0
Ghana	652	2.5	3.3	3.2	2.5	48.7	2.7	0.3	2.8	1.1	0.0	0.3	0.0
Guinea	656	0.5	0.7	0.8	2.8	5.1	7.7	0.7	1.2	0.0	0.0	0.0
Guinea-Bissau	654	0.2	0.0	0.0	0.0
Kenya	664	2.5	1.4	1.5	0.6	0.5	0.4	1.2	1.2	1.8	1.8	1.8	1.7
Liberia	668	1.8	12.5	0.6	1.7	0.7	0.7	0.1	0.2	0.2	6.2	6.2	0.0
Madagascar	674	0.2	0.3	0.1	0.1	0.3	0.1	2.2	2.1	0.3	0.9	0.4	0.7
Malawi	676	0.1	0.0	0.1	1.4	1.3	0.1	0.1	0.2
Mali	678	0.0	0.2	2.2	0.0	0.1	0.0	0.1	0.0	0.0
Mauritius	684	0.0	0.1	0.2	0.1	0.2	0.1	0.9	1.2	0.7	1.1	0.4	0.8
Mozambique	688	1.7	2.2	2.2	0.3	0.5	0.5	0.0	0.0	0.1	4.7	3.4
Namibia	728	0.0	0.5	0.1	2.9	3.5	0.1	0.0	0.0	0.0
Niger	692	0.0	0.0	0.1	0.1	0.2	0.0	0.0	0.1	0.0	0.0	0.0
Nigeria	694	30.9	8.1	7.5	20.4	4.1	4.7	0.4	0.1	0.1	0.1	0.2	0.1
Rwanda	714	0.1	0.0	0.2	0.2	0.1	0.0	0.6	0.0	0.0
São Tomé & Príncipe	716	0.7	0.0	0.0	0.0	0.0	0.0	0.0
Senegal	722	27.7	5.9	0.9	0.3	0.1	0.3	11.3	0.7	0.0	0.1	4.1	2.6
Seychelles	718	0.1	0.0	0.1	0.1	0.0	0.0	0.1	0.1	0.1	0.2	0.0	2.0
Sierra Leone	724	0.0	0.5	0.3	0.5	0.8	0.0	0.0	0.0	0.0	0.2	0.0
South Africa	199	135.7	45.1	165.3	144.3	41.4	21.3	43.4	46.7	41.7	36.7	29.5	34.0
Tanzania	738	2.5	2.2	2.4	3.0	2.1	2.6	0.2	0.5	9.9	0.4	0.7	0.2
Togo	742	130.5	0.0	0.6	1.2	33.3	0.6	0.0	0.0	2.7
Uganda	746	0.7	3.1	0.6	0.6	0.1	0.7	0.0	0.1	0.0	0.0	0.0	0.0
Zambia	754	1.3	1.6	0.8	0.1	0.1	0.9	0.0	0.0	0.0	0.0
Zimbabwe	698	2.2	0.8	0.0	0.0	0.7	0.0	0.0	0.2	0.2
Western Hemisphere	205	18,219.8	18,414.3	16,339.3	12,451.8	9,789.5	13,268.8	16,383.8	14,484.9	13,759.9	10,408.7	9,563.8	9,355.8
Antigua and Barbuda	311	1.9	0.6	0.8	0.7	0.6	0.6	0.1	0.2	0.1	0.0	0.0	0.1
Argentina	213	288.3	433.0	201.1	150.7	176.2	265.6	2,312.5	1,733.5	1,009.3	501.5	510.9	551.3
Aruba	314	1,027.5	1,716.5	1,170.6	870.0	350.2	210.9	98.0	87.3	1.6	21.2	17.8	3.0
Bahamas, The	313	542.1	589.0	802.3	725.7	303.0	687.5	0.0	39.8	43.1	2.2	11.6	0.0

Colombia (233)

In Millions of U.S. Dollars

		Exports (FOB)						Imports (CIF)					
		2012	2013	2014	2015	2016	2017	2012	2013	2014	2015	2016	2017
Barbados	316	6.2	39.2	4.2	3.2	7.3	4.6	9.3	2.0	3.8	0.4	0.3	0.2
Belize	339	0.9	1.8	2.5	1.7	2.0	1.9	0.0	0.2	0.0	0.2	0.0	0.2
Bermuda	319	0.2	0.2	0.2	0.2	0.1	0.2	0.0	0.2	0.5	0.0	0.0	0.0
Bolivia	218	125.3	143.7	138.8	149.2	148.7	155.3	280.6	547.7	551.6	432.4	534.2	353.3
Brazil	223	1,298.0	1,590.6	1,622.4	1,189.9	994.9	1,363.5	2,795.9	2,590.5	2,465.6	2,084.3	2,117.4	2,286.0
Chile	228	2,189.2	1,571.6	988.9	736.7	670.0	1,037.4	954.4	903.8	929.2	780.7	721.1	695.3
Costa Rica	238	274.5	276.5	264.5	247.6	229.6	239.7	71.8	83.4	92.2	86.5	83.6	63.1
Curacao	354	26.9	21.4	13.7	19.5
Dominica	321	7.8	1.5	2.2	1.5	1.0	0.6	0.3	0.0	0.0	0.0	0.2	0.1
Dominican Republic	243	669.2	363.4	282.3	259.3	283.8	347.1	30.7	46.9	52.8	48.9	38.2	47.3
Ecuador	248	2,033.4	1,974.8	1,884.3	1,432.6	1,199.7	1,462.1	1,068.5	881.7	918.3	783.1	804.8	715.4
El Salvador	253	239.1	82.3	85.6	81.0	83.8	93.5	27.6	16.6	15.8	13.8	13.8	12.4
Greenland	326	0.0	0.0	0.0	0.0	0.0	0.1
Grenada	328	1.1	0.4	0.7	0.4	0.4	0.8	0.0	0.1
Guatemala	258	588.8	670.4	272.9	218.2	303.4	295.6	51.2	39.2	51.0	66.6	60.9	61.7
Guyana	336	7.2	7.7	7.8	12.4	9.5	11.0	8.1	4.9	0.9	1.5	1.6	0.9
Haiti	263	65.5	54.7	49.3	44.9	42.5	50.9	0.1	0.3	0.2	0.2	0.2	0.4
Honduras	268	185.4	216.4	89.9	82.6	78.8	110.5	9.0	24.8	40.0	24.2	25.5	14.0
Jamaica	343	49.5	41.8	39.7	49.2	55.4	79.4	5.2	2.3	2.8	2.1	1.6	0.1
Mexico	273	835.1	863.8	914.4	914.3	936.9	1,536.7	6,362.2	5,496.0	5,272.6	3,852.9	3,410.7	3,436.9
Netherlands Antilles	353	368.9	286.2	24.9	13.7	4.3	18.6
Nicaragua	278	8.8	10.5	9.9	11.6	14.0	64.6	15.4	10.7	10.0	10.7	8.5	6.2
Panama	283	2,856.6	3,282.0	3,615.5	2,565.3	1,990.0	3,115.6	74.6	59.2	55.7	93.1	31.4	51.4
Paraguay	288	14.3	18.4	18.7	22.6	22.4	19.9	92.2	84.0	56.5	33.6	27.4	11.4
Peru	293	1,582.1	1,273.9	1,186.6	1,148.4	1,050.8	1,082.5	912.0	870.2	1,204.8	937.2	682.3	662.6
St. Kitts and Nevis	361	0.6	0.4	0.6	0.8	0.4	0.4	0.0	0.1	0.0	0.1	0.0	0.0
St. Lucia	362	7.3	59.6	224.8	210.4	79.2	427.1	0.0	0.0	0.0	0.0	31.6
St. Vincent & Grens.	364	1.1	1.4	3.6	3.7	1.9	0.5	1.1	0.0	0.0	0.0	0.0
Suriname	366	9.1	9.1	16.5	10.2	7.4	8.2	1.3	0.5	0.4	0.3	0.2	0.0
Trinidad and Tobago	369	570.7	446.8	142.4	191.6	84.5	217.0	504.7	446.9	457.8	246.1	120.2	75.2
Uruguay	298	20.1	23.2	21.1	29.8	19.4	36.1	81.5	64.9	78.5	73.9	104.3	64.8
Venezuela, Rep. Bol.	299	2,691.3	2,255.8	1,986.9	1,060.2	613.9	319.4	609.5	431.1	439.8	292.1	189.9	219.8
Western Hem. n.s.	399	21.6	24.2	0.8	0.8	0.8	0.8	6.2	2.3	0.4	0.0	0.0	2.9
Other Countries n.i.e	910	32.1	36.2	35.0	38.8	33.6	38.0	37.0	36.0	20.0	6.3	5.2	9.1
Cuba	928	32.1	36.2	35.0	38.8	33.5	37.8	29.1	31.1	14.0	3.1	3.5	8.0
Korea, Dem. People's Rep.	954	0.0	0.1	0.2	7.9	4.8	6.1	3.2	1.7	1.1
Special Categories	899	662.5	299.8	238.4	1,831.5	1,511.0	1,704.4	1,605.4
Countries & Areas n.s.	898	0.0	195.7	1,043.2	1,019.6	2,022.6	1,479.5	0.2	1,216.6	1,494.0
Memorandum Items													
Africa	605	491.0	167.8	371.2	318.7	269.9	141.9	138.5	138.0	115.4	111.9	97.8	96.1
Middle East	405	75.4	124.1	214.9	112.0	132.4	152.6	125.9	112.9	121.1	141.0	80.6	105.3
European Union	998	9,158.1	9,318.7	9,353.2	5,931.5	4,020.7	4,973.8	7,715.9	7,962.3	8,775.3	8,283.1	5,991.4	6,722.4
Export earnings: fuel	080	5,615.9	5,070.8	4,482.1	3,016.6	2,220.8	2,325.1	3,000.7	2,698.3	2,880.3	2,304.2	1,974.1	1,735.9
Export earnings: nonfuel	092	54,003.0	53,751.1	50,312.5	32,659.1	29,169.6	34,915.8	55,585.9	56,696.8	61,146.1	51,753.4	42,311.3	43,973.3

Comoros (632)

In Millions of U.S. Dollars

		Exports (FOB)						Imports (CIF)					
		2012	2013	2014	2015	2016	2017	2012	2013	2014	2015	2016	2017
IFS World	
World	001	14.2	11.5	10.5	9.5	16.4	18.3	126.7	115.5	136.6	147.4	187.6	192.9
Advanced Economies	110	7.7	7.4	6.7	5.7	9.9	11.3	34.2	32.0	34.9	36.8	46.9	39.3
Euro Area	163	4.2	5.5	4.6	4.1	5.8	8.3	29.2	27.7	29.4	32.0	42.8	34.7
Austria	122	e 0.0	e 0.0	e 0.0	e 0.0	0.0	0.1	0.1	0.0
Belgium	124	0.0	0.0	0.0	0.9	0.4	0.5	0.5	0.8	0.9
France	132	2.4	3.5	2.6	2.7	4.1	6.5	26.0	24.9	27.5	29.7	37.9	30.9
Germany	134	0.6	0.5	1.4	0.8	1.1	1.5	1.2	1.7	0.6	0.6	2.6	0.7
Greece	174	0.2	0.1	0.0	0.0	0.0	0.0	0.6	0.4	1.0
Ireland	178	e 0.0	e 0.1	e 0.0	e 0.0	e 0.0	e 0.0
Italy	136	0.1	0.1	0.1	0.1	0.0	0.1	0.2	0.1	0.1	0.1	0.3
Latvia	941	e 0.0	e 0.0	e 0.0	e 0.0	e 0.1	e 0.1	e 0.0
Lithuania	946	e 0.0	e 0.0	e 0.0	e 0.2	e 0.0	e 0.0	e 0.1
Netherlands	138	0.9	1.2	0.4	0.4	0.4	0.2	0.6	0.2	0.3	0.2	0.2	0.3
Slovenia	961	e 0.0	e 0.1
Spain	184	0.3	0.1	0.2	0.2	0.6	0.5
Australia	193	0.3	0.4	0.1	0.0	0.0	0.0	0.1	0.3	0.0	0.0
Canada	156	0.1
China,P.R.: Hong Kong	532	0.0	0.0	0.4	0.2	0.0	0.4	0.4	0.1
Denmark	128	e 0.0	e 0.0	e 0.0	0.2	0.3	0.1	0.2	0.1	0.3
Iceland	176	e 0.0	e 0.0	e 0.0	e 0.0	0.0	0.1	0.1	0.1	0.1	0.1
Japan	158	2.8	1.2	1.5	1.0	0.6	1.1
Korea, Republic of	542	e 0.0	e 0.0	e 0.1	e 0.5	e 2.4	e 0.8	0.1	0.0	0.0	0.0	0.0	0.0
New Zealand	196	e 0.0	e 0.0	e 0.0	e 0.0	e 0.0	0.0	0.0	0.2	0.1	0.0	0.1
Norway	142	e 0.1	e 0.1	e 0.0	e 0.0	e 0.1	e 0.0
Singapore	576	2.7	1.3	1.0	0.4	0.7	0.3	0.6	2.2	3.0	2.6	2.7	2.6
Switzerland	146	e 0.2	e 0.0	e 0.5	e 0.5	e 0.5	e 1.0	0.0	0.0	0.0	0.0	0.0	0.1
Taiwan Prov.of China	528	e 0.0	e 0.0	e 0.0	e 0.0	e 0.1	e 0.1	e 0.1	e 0.1	e 0.2	e 0.1
United Kingdom	112	0.1	0.2	0.0	0.0	0.0	0.1	0.1
United States	111	0.4	0.3	0.2	0.1	0.3	0.6	0.4
Emerg. & Dev. Economies	200	6.5	4.1	3.8	3.8	6.5	7.0	92.4	83.5	101.8	110.7	140.7	153.6
Emerg. & Dev. Asia	505	1.4	0.6	1.0	1.0	1.9	2.1	21.8	20.4	25.2	28.4	32.4	36.9
China,P.R.: Mainland	924	0.0	9.8	10.2	14.0	16.3	20.1	23.7
India	534	0.9	0.5	0.9	0.9	1.7	2.0	7.0	6.4	6.7	6.5	8.3	8.2
Indonesia	536	0.9	0.6	0.7	0.8	0.6	1.2
Malaysia	548	0.2	1.7	1.5	1.4	2.7	0.6
Nepal	558	e 0.2	e 0.1	e 0.1	e 0.0	e 0.2	e 0.1
Sri Lanka	524	e 0.0	e 0.0	e 0.0	0.3	0.0	0.2	0.0	0.1	0.0
Thailand	578	e 0.0	e 0.0	e 0.0	e 0.0	e 0.0	e 0.0	1.5	0.5	0.9	0.9	1.0	2.0
Vietnam	582	0.6	1.2	1.3	1.2	1.6	1.6
Asia n.s.	598	0.0	0.1	0.1	0.1	0.1	0.1
Europe	170	0.9	0.8	0.6	0.4	0.7	1.0	1.7	1.3	1.9	1.4	1.6	2.3
Emerg. & Dev. Europe	903	0.1	0.4	0.1	0.1	0.0	0.2	1.0	1.3	1.8	1.4	1.5	2.2
Albania	914	0.1	0.0	0.2
Bulgaria	918	0.1	0.0	0.0	0.0	0.0	0.0
Croatia	960	e 0.0	e 0.0	e 0.0	e 0.0	e 0.0	e 0.0	e 0.1
Poland	964	e 0.1	e 0.1	e 0.0	0.0	0.0	0.1	0.1	0.3	0.8
Romania	968	e 0.0	e 0.0	0.0	0.0	0.1	0.0
Turkey	186	0.3	0.1	0.0	0.0	0.2	0.8	1.2	1.6	1.1	1.2	1.5
CIS	901	0.8	0.4	0.5	0.3	0.7	0.8	0.7	0.0	0.1	0.0	0.0	0.0
Kazakhstan	916	0.1
Russian Federation	922	0.4	0.4	0.2	0.7	0.8	0.0
Ukraine	926	e 0.3	e 0.3	e 0.1	e 0.1	e 0.6	e 0.0	e 0.0	e 0.0
Mid East, N Africa, Pak	440	3.0	1.3	1.0	1.0	1.8	2.2	56.3	36.0	47.7	53.5	73.1	76.9
Algeria	612	0.2	0.0
Bahrain, Kingdom of	419	e 0.2	e 0.1	e 0.1	e 0.1	e 0.5	e 0.0
Egypt	469	0.0	0.1	0.0	0.0	0.1	0.1	0.2	0.0	0.2	0.2	0.1	0.1
Kuwait	443	0.2	0.0	0.0	0.0	0.0	0.0
Lebanon	446	0.1	0.0	0.0	0.0	0.0
Mauritania	682	e 0.0	e 0.2	e 0.0	0.1	0.1	0.1	0.1	0.1	0.2

Comoros (632)

In Millions of U.S. Dollars

		Exports (FOB)						Imports (CIF)					
		2012	2013	2014	2015	2016	2017	2012	2013	2014	2015	2016	2017
Morocco	686	e 0.1	e 0.0	e 0.1	0.5	0.4	1.0	0.8	0.9	0.8
Oman	449	0.0	0.2	0.2	0.2	0.2	0.1	0.2
Pakistan	564	0.9	0.5	0.4	0.4	0.6	1.2	22.0	9.6	11.2	11.9	16.3	13.6
Qatar	453	e 0.2	e 0.1	e 0.0	e 0.2	e 0.0	0.0	0.0	0.0	0.0	0.1	2.9
Saudi Arabia	456	0.1	0.2	0.1	0.1	0.2	0.1	0.6	1.1	1.1	1.0	1.2	2.2
Sudan	732	0.1	0.4	0.0	0.1	0.1	0.1	0.1	0.1
Tunisia	744	0.0	0.0	0.1	0.1	0.1	0.5	0.3
United Arab Emirates	466	1.3	0.2	0.1	0.1	0.2	0.3	32.5	24.2	33.5	39.0	53.4	56.3
Yemen, Republic of	474	0.0	0.1	0.1	0.1	0.2	0.2
Sub-Saharan Africa	603	0.9	1.1	0.7	1.0	1.4	1.1	12.2	23.1	24.2	25.4	28.2	31.4
Côte d'Ivoire	662	0.3
Ethiopia	644	e 0.0	e 0.0	e 0.0	e 0.0	0.1	0.0	0.0	0.0	0.0	0.0
Gambia, The	648	0.1	0.1	0.0	0.1	0.1
Kenya	664	0.0	0.0	0.0	0.0	0.0	0.0	0.9	0.7	0.9	0.9	0.6	0.3
Madagascar	674	0.4	0.5	0.4	0.4	0.6	0.8	1.8	15.0	16.1	16.0	20.5	20.9
Mauritius	684	0.4	0.4	0.1	0.4	0.7	0.0	3.8	3.0	3.3	4.0	3.2	2.8
Mozambique	688	0.1	0.1	0.1	0.1	0.1	0.1
Namibia	728	e 0.0	e 0.0	e 0.1	0.1
Nigeria	694	e 0.1
Senegal	722	0.0	0.0	0.0	0.0	0.6	0.0	0.0
South Africa	199	0.1	0.1	0.1	0.1	0.0	0.0	4.2	3.3	2.5	2.8	2.4	2.5
Tanzania	738	0.0	0.0	0.0	0.0	0.0	0.0	1.2	0.9	1.0	1.0	1.3	4.6
Western Hemisphere	205	0.2	0.3	0.6	0.3	0.7	0.6	0.4	2.6	2.7	1.9	5.5	6.1
Argentina	213	e 0.0	e 0.0	e 0.0	e 0.0	e 0.0	e 0.1	0.1	0.3	0.3	0.3	2.8	2.4
Bahamas, The	313	0.1
Brazil	223	e 0.0	e 0.0	e 0.0	e 0.0	e 0.0	e 0.0	0.1	2.2	2.2	1.4	2.4	3.2
Costa Rica	238	e 0.0	e 0.0	e 0.0	e 0.0	e 0.1	e 0.0
Dominican Republic	243	e 0.0	e 0.1	e 0.1	e 0.0	e 0.1	e 0.0
Ecuador	248	0.0	0.0	0.1	0.0	0.0	0.0	0.0	0.0	0.0
Mexico	273	e 0.0	e 0.0	e 0.3	e 0.1	e 0.3	e 0.2
Peru	293	e 0.0	e 0.0	e 0.1
Trinidad and Tobago	369	e 0.1	e 0.0	e 0.0	e 0.1	e 0.1	e 0.1
Uruguay	298	0.2
Western Hem. n.s.	399	0.1	0.2	0.2	0.2	0.2	0.2
Memorandum Items													
Africa	605	1.1	1.3	0.8	1.0	1.6	1.6	12.8	23.7	25.5	26.5	29.8	32.7
Middle East	405	1.9	0.6	0.4	0.6	1.0	0.5	33.7	25.7	35.3	40.6	55.1	62.0
European Union	998	4.3	5.5	4.6	4.1	5.8	8.4	29.6	28.1	29.7	32.6	43.3	35.9
Export earnings: fuel	080	2.5	0.6	0.9	1.0	1.9	1.4	33.5	25.7	35.1	40.4	55.0	61.9
Export earnings: nonfuel	092	11.7	11.0	9.7	8.5	14.5	16.9	93.1	89.8	101.5	107.0	132.6	131.0

Congo, Democratic Republic of (636)

In Millions of U.S. Dollars

		Exports (FOB)						Imports (CIF)					
		2012	2013	2014	2015	2016	2017	2012	2013	2014	2015	2016	2017
IFS World	
World	001	6,794.1	7,658.9	7,927.5	6,204.6	5,709.8	7,840.5	6,599.5	7,414.7	7,085.8	6,357.1	5,139.9	5,250.4
Advanced Economies	110	1,140.2	1,739.4	1,812.5	1,261.8	1,697.5	2,016.2	1,851.0	1,870.1	1,748.0	1,661.2	1,300.9	1,316.1
Euro Area	163	784.9	1,358.1	1,341.2	714.0	955.3	1,307.2	1,296.6	1,401.3	1,247.3	1,243.5	1,005.8	1,031.3
Austria	122	e 0.0	e 0.0	e 0.1	e 0.1	e 0.7	e 0.4	e 8.2	e 8.5	e 7.2	e 6.1	e 4.6	e 3.3
Belgium	124	e 344.8	e 270.9	e 299.8	e 273.4	e 295.9	e 239.7	e 477.8	e 476.3	e 456.2	e 510.4	e 414.8	e 475.6
Cyprus	423	e 0.6	e 0.1	e 0.1	e 0.3	e 0.5	e 0.1	e 0.1	e 0.6	e 2.8	e 0.9	e 0.6	e 0.7
Estonia	939	e 0.0	e 0.0	e 1.2	e 0.0	e 0.3	e 0.1	e 0.0	e 0.0	e 0.0	e 0.0
Finland	172	e 167.2	e 140.2	e 227.4	e 152.4	e 176.0	e 480.3	e 9.2	e 2.6	e 10.5	e 4.2	e 11.3	e 4.3
France	132	e 21.9	e 17.0	e 13.3	e 14.4	e 15.2	e 14.7	e 290.3	e 318.6	e 221.6	e 287.7	e 276.3	e 151.5
Germany	134	e 79.2	e 67.9	e 34.0	e 50.4	e 99.3	e 85.3	e 175.2	e 222.3	e 180.0	e 173.4	e 96.8	e 87.2
Greece	174	e 1.1	e 3.6	e 2.1	e 2.3	e 2.8	e 4.0	e 0.7	e 0.8	e 1.7	e 2.8	e 0.4	e 1.2
Ireland	178	e 0.5	e 0.1	e 0.6	e 0.2	e 0.1	e 0.7	e 42.3	e 33.5	e 23.7	e 17.2	e 15.4	e 25.8
Italy	136	e 117.4	e 655.1	e 587.3	e 81.7	e 160.3	e 254.3	e 83.2	e 95.2	e 94.9	e 57.6	e 50.5	e 41.4
Latvia	941	e 0.0	e 0.0	e 0.0	e 0.1	e 6.5	e 0.5	e 0.1	e 0.0
Lithuania	946	e 0.0	e 0.0	e 0.0	e 0.0	e 1.0	e 8.9	e 0.6	e 0.4	e 0.2	e 2.3
Luxembourg	137	e 0.0	e 0.0	e 0.0	e 0.0	e 0.0	e 0.6	e 3.3	e 6.1	e 8.0	e 8.9	e 11.5
Malta	181	e 0.0	e 0.1	e 0.1	e 0.4	e 0.1	e 0.9	e 1.9	e 0.9	e 1.8
Netherlands	138	e 35.6	e 47.3	e 82.6	e 61.9	e 28.9	e 53.3	e 155.8	e 167.8	e 165.2	e 112.2	e 91.0	e 190.8
Portugal	182	e 6.3	e 6.9	e 6.6	e 7.8	e 4.7	e 4.7	e 19.6	e 17.4	e 20.3	e 12.8	e 4.6	e 4.8
Slovak Republic	936	e 0.0	e 0.0	e 0.0	e 2.3	e 0.0	e 0.0	e 2.6	e 1.0	e 0.9	e 0.8	e 1.5	e 2.6
Slovenia	961	e 0.0	e 0.0	e 0.0	e 0.3	e 0.0	e 0.2	e 3.0	e 0.0	e 0.5	e 0.5	e 0.1	e 0.2
Spain	184	e 10.3	e 148.7	e 87.3	e 65.2	e 170.7	e 169.3	e 26.6	e 44.3	e 47.6	e 45.9	e 27.8	e 26.5
Australia	193	e 6.1	e 2.7	e 0.1	e 0.2	e 0.2	e 0.3	e 7.7	e 20.4	e 12.4	e 5.7	e 2.2	e 3.2
Canada	156	e 1.6	e 3.6	e 24.0	e 55.7	e 20.7	e 31.1	e 24.2	e 16.7	e 24.1	e 22.4	e 12.9	e 10.9
China,P.R.: Hong Kong	532	e 0.6	e 0.6	e 1.0	e 1.2	e 2.1	e 0.9	e 22.6	e 41.1	e 48.3	e 36.0	e 35.9	e 50.7
China,P.R.: Macao	546	e 0.0	e 0.1
Czech Republic	935	e 0.3	e 0.2	e 0.0	e 1.6	e 0.0	e 0.4	e 2.5	e 6.4	e 5.3	e 6.5	e 4.2	e 3.5
Denmark	128	e 0.4	e 0.3	e 0.2	e 0.1	e 0.5	e 0.0	e 2.7	e 3.3	e 5.0	e 7.6	e 3.8	e 4.2
Iceland	176	e 1.5	e 0.0	e 0.0
Israel	436	e 0.0	e 0.3	e 0.6	e 0.1	e 0.2
Japan	158	e 3.8	e 1.7	e 1.1	e 1.0	e 9.6	e 3.5	e 69.8	e 52.0	e 64.5	e 62.9	e 43.9	e 39.0
Korea, Republic of	542	e 223.2	e 208.9	e 246.5	e 284.5	e 485.2	e 543.8	e 37.1	e 42.0	e 27.3	e 28.1	e 26.1	e 20.8
New Zealand	196	e 0.1	e 0.2	e 0.6	e 0.4	e 0.2	e 0.2	e 5.8	e 7.7	e 10.5	e 9.9	e 9.7	e 5.8
Norway	142	e 0.1	e 0.1	e 0.0	e 19.1	e 10.1	e 5.3
Singapore	576	e 0.2	e 0.4	e 0.3	e 0.8	e 0.3	e 9.0	e 11.1	e 10.4	e 17.7	e 9.9	e 8.5	e 9.2
Sweden	144	e 0.5	e 0.3	e 0.3	e 0.5	e 0.7	e 0.7	e 78.4	e 15.3	e 19.1	e 17.1	e 6.5	e 9.3
Switzerland	146	e 2.0	e 1.2	e 2.4	e 2.4	e 2.1	e 2.1	e 11.8	e 8.1	e 7.7	e 13.9	e 8.0	e 5.9
Taiwan Prov.of China	528	e 55.4	e 42.1	e 45.5	e 47.9	e 41.8	e 28.1	e 8.2	e 9.7	e 7.6	e 11.1	e 7.0	e 6.4
United Kingdom	112	e 22.5	e 47.6	e 3.6	e 6.5	e 14.5	e 7.5	e 41.7	e 55.0	e 56.8	e 42.0	e 27.7	e 31.3
United States	111	e 38.7	e 71.3	e 145.7	e 145.0	e 164.1	e 81.2	e 211.5	e 180.0	e 192.8	e 144.6	e 88.3	e 79.3
Emerg. & Dev. Economies	200	5,653.4	5,919.0	6,114.6	4,942.2	4,011.8	5,823.9	4,748.5	5,544.6	5,337.8	4,695.8	3,838.9	3,934.3
Emerg. & Dev. Asia	505	3,315.1	2,651.5	2,913.2	2,662.3	2,116.5	3,668.8	1,035.1	1,221.4	1,690.8	1,864.6	1,362.0	1,298.0
China,P.R.: Mainland	924	e 3,310.1	e 2,599.0	e 2,671.5	e 2,506.3	e 1,962.8	e 3,106.9	e 888.7	e 1,009.6	e 1,442.0	e 1,495.0	e 1,083.5	e 1,033.9
India	534	e 3.1	e 21.8	e 112.0	e 98.5	e 56.6	e 205.5	e 125.0	e 171.4	e 233.9	e 341.7	e 248.0	e 222.3
Indonesia	536	e 0.0	e 36.4	e 246.4	e 9.5
Malaysia	548	e 1.8	e 29.3	e 90.9	e 28.4	e 51.2	e 53.1	e 19.3	e 37.9	e 12.0	e 13.5	e 19.1	e 17.9
Myanmar	518	e 0.0	e 0.0	e 0.0	e 0.6
Philippines	566	e 0.0	e 0.1	e 0.1
Sri Lanka	524	e 0.0	e 1.5	e 2.4	e 0.0	e 0.0	e 2.2	e 2.4	e 3.0	e 2.5	e 2.0
Vietnam	582	e 29.1	e 45.8	e 56.9	e 14.4	e 8.8	e 11.8
Europe	170	63.7	75.0	193.0	137.6	51.4	17.6	77.5	78.9	82.3	99.0	98.6	85.5
Emerg. & Dev. Europe	903	46.7	62.7	188.9	124.7	33.5	15.6	53.7	52.2	52.3	46.0	50.0	59.6
Bosnia and Herzegovina	963	e 0.0	e 0.0	e 0.0	e 0.0	e 0.0	e 0.0	e 0.0	e 0.1	e 0.0	e 0.0
Bulgaria	918	e 0.0	e 0.0	e 0.1	e 0.6	e 0.6	e 0.7	e 0.1	e 0.3	e 0.3
Croatia	960	e 0.0	e 0.0	e 0.0	e 0.0	e 0.0	e 0.0	e 0.3	e 0.0	e 0.0	e 0.6	e 0.3
Faroe Islands	816	e 0.0	e 0.0	e 0.0	e 0.0	e 0.0	e 0.0	e 0.0	e 0.1	e 0.1	e 0.0	e 0.1	e 0.1
Hungary	944	e 0.0	e 0.0	e 0.0	e 0.0	e 0.0	e 0.3	e 0.4	e 2.3	e 2.3	e 2.5	e 1.5
Montenegro	943	e 0.0	e 0.1	e 0.0	e 0.0	e 0.0
Poland	964	e 7.5	e 2.5	e 1.3	e 0.5	e 6.0	e 18.9	e 7.6	e 3.3	e 8.4	e 11.4	e 20.9

Congo, Democratic Republic of (636)

In Millions of U.S. Dollars

		Exports (FOB)						Imports (CIF)					
		2012	2013	2014	2015	2016	2017	2012	2013	2014	2015	2016	2017
Romania	968	e 0.5	e 0.5	e 0.5	e 1.0	e 0.9	e 0.6	e 7.8	e 0.5	e 0.9	e 0.7	e 7.8	e 7.5
Serbia, Republic of	942	e 0.1	e 0.1	e 0.0	e 0.1	e 0.0	e 0.1	e 0.8	e 1.1	e 1.5	e 0.3	e 0.2	e 0.2
Turkey	186	e 38.6	e 59.5	e 187.0	e 123.1	e 32.5	e 8.9	e 25.3	e 41.6	e 43.5	e 34.1	e 27.3	e 28.7
CIS	901	17.1	12.3	4.1	12.9	17.9	2.0	23.8	26.7	30.0	52.9	48.6	26.0
Belarus	913	e 0.0	e 0.0	e 0.9	e 0.0	e 1.7	e 0.6	e 1.7	e 0.2	e 1.3	e 1.1
Kazakhstan	916	e 14.4	e 9.9	e 4.0	e 6.4	e 10.2	e 0.9	e 0.0	e 0.1	e 0.0
Russian Federation	922	e 0.4	e 0.2	e 0.1	e 0.1	e 0.2	e 0.2	e 3.3	e 5.2	e 23.4	e 42.8	e 23.3	e 19.4
Ukraine	926	e 2.2	e 2.2	e 0.0	e 6.5	e 6.6	e 0.9	e 18.8	e 20.8	e 4.9	e 9.8	e 24.0	e 5.5
Mid East, N Africa, Pak	440	907.7	1,097.7	1,240.5	751.5	611.4	176.3	73.4	75.7	77.4	59.2	35.1	36.0
Algeria	612	e 0.0	e 0.0	e 1.2	e 0.3	e 0.0	e 0.1	e 0.1	e 0.0
Bahrain, Kingdom of	419	e 0.2	e 0.5	e 0.1	e 0.0	e 0.0	e 0.0	e 0.0	e 0.1	e 0.1	e 0.1
Egypt	469	e 49.7	e 28.7	e 28.4	e 21.6	e 26.5	e 33.5	e 37.3	e 16.7
Jordan	439	e 0.5	e 0.8	e 0.7	e 1.5	e 0.3	e 0.1	e 4.5	e 0.3	e 0.3	e 0.4	e 0.2	e 0.0
Mauritania	682	e 0.0	e 0.0	e 0.0	e 0.0	e 0.9	e 0.3	e 3.6	e 1.9	e 1.7	e 3.6
Morocco	686	e 1.8	e 1.5	e 7.7	e 7.7	e 10.4	e 27.7	e 25.8	e 13.8	e 20.6	e 12.4	e 8.3	e 5.7
Oman	449	e 0.1	e 0.4	e 1.1
Pakistan	564	e 0.0	e 0.0	e 0.1	e 1.1	e 1.6	e 0.0	e 3.5	e 16.2	e 6.8	e 17.1	e 14.6	e 14.8
Qatar	453	e 0.3	e 0.0	e 2.4	e 1.6	e 5.7	e 5.2	e 4.5
Saudi Arabia	456	e 581.5	e 617.4	e 779.0	e 571.3	e 463.3	e 0.1	e 9.7	e 9.4	e 8.6	e 5.1	e 4.2	e 5.6
Sudan	732	e 0.7
Tunisia	744	e 0.0	e 0.1	e 0.0	e 0.0	e 0.0	e 0.4	e 0.1	e 0.0	e 0.4	e 0.7
United Arab Emirates	466	e 273.9	e 448.3	e 424.5	e 148.2	e 134.5	e 147.5
Sub-Saharan Africa	603	1,350.8	2,077.6	1,739.0	1,348.1	1,220.7	1,951.7	3,458.9	4,063.0	3,392.5	2,593.3	2,258.6	2,441.6
Angola	614	e 2.1	e 5.6	e 14.7	e 6.2	e 4.1	e 4.7	e 0.6	e 0.5	e 0.6
Benin	638	e 0.0	e 0.0	e 0.0	e 0.1	e 0.3	e 0.4	e 0.4	e 0.4	e 0.2	e 0.2	e 0.1	e 0.1
Botswana	616	e 0.0	e 0.2	e 0.0	e 0.0	e 0.0	e 7.1	e 5.4	e 4.0	e 3.8	e 2.0	e 1.2
Burkina Faso	748	e 0.0	e 0.0	e 0.1	e 0.0	e 0.0	e 0.0	e 0.1	e 0.1	e 0.2	e 0.2	e 0.1	e 0.2
Burundi	618	e 4.8	e 3.6	e 3.5	e 2.6	e 3.6	e 0.9	e 10.5	e 12.7	e 30.1	e 30.0	e 29.1	e 25.6
Cabo Verde	624	e 0.0	e 0.2	e 0.2	e 0.2
Cameroon	622	e 0.3	e 0.2	e 5.9	e 0.0	e 0.1	e 0.1	e 102.7	e 85.8	e 57.9	e 43.0	e 6.3	e 37.5
Central African Rep.	626	e 0.0	e 0.0	e 5.1	e 0.3	e 0.3	e 0.5	e 0.2	e 0.1	e 0.3	e 0.2
Congo, Republic of	634	e 35.3	e 194.9	e 15.7	e 123.8	e 88.0	e 60.4	e 23.2	e 10.9	e 12.3	e 32.3	e 24.1	e 31.9
Côte d'Ivoire	662	e 0.8	e 0.2	e 0.2	e 0.2	e 0.2	e 0.2	e 55.7	e 116.9	e 132.1	e 56.9	e 48.3	e 56.4
Estonia	939	e 0.0	e 0.0	e 1.2	e 0.0	e 0.3	e 0.1	e 0.0	e 0.0	e 0.0	e 0.0
Gabon	646	e 0.0	e 0.0	e 0.0	e 0.0	e 0.0	e 0.0	e 3.5	e 3.7	e 3.5	e 2.5	e 2.0	e 2.7
Ghana	652	e 0.0	e 0.1	e 0.1	e 0.1	e 0.1	e 0.7	e 1.1	e 1.1	e 1.2	e 0.9
Guinea	656	e 0.1	e 0.1	e 0.0	e 0.2	e 0.2	e 0.3	e 0.1	e 0.1	e 0.2	e 0.2	e 0.2	e 0.3
Kenya	664	e 9.6	e 6.1	e 2.7	e 2.2	e 1.9	e 4.6	e 225.3	e 228.7	e 208.6	e 200.6	e 209.3	e 193.6
Madagascar	674	e 0.1	e 0.0	e 0.0	e 0.0	e 0.1	e 0.0	e 0.1	e 0.0	e 0.1	e 0.3	e 0.0	e 0.1
Malawi	676	e 0.1	e 0.1	e 0.0	e 0.5	e 0.4	e 0.5	e 0.4	e 8.5	e 1.5	e 1.7	e 2.1	e 2.5
Mali	678	e 0.2	e 0.1	e 0.1	e 0.1	e 0.1	e 0.1	e 0.0	e 1.1	e 0.9	e 1.1	e 1.2	e 1.0
Mauritius	684	e 0.0	e 0.1
Mozambique	688	e 0.1	e 0.7	e 3.6
Namibia	728	e 1.4	e 20.2	e 206.7	e 136.2	e 20.6	e 2.7	e 105.8	e 156.6	e 110.8	e 135.2	e 86.6	e 122.3
Niger	692	e 0.0	e 0.9	e 0.4	e 0.0	e 0.0	e 0.0	e 0.0	e 0.0	e 0.0
Nigeria	694	e 2.7	e 2.9	e 2.2	e 2.2	e 1.9	e 0.9	e 1.1	e 0.5	e 0.3	e 0.5
Rwanda	714	e 9.8	e 8.8	e 10.1	e 10.4	e 8.7	e 8.5	e 115.9	e 121.9	e 162.8	e 63.4	e 46.4	e 66.6
Senegal	722	e 0.2	e 0.1	e 0.0	e 0.0	e 0.2	e 1.3	e 0.8	e 1.4	e 1.1	e 0.9	e 1.6	e 2.1
South Africa	199	e 9.1	e 12.4	e 17.3	e 96.5	e 97.3	e 95.4	e 1,563.1	e 1,448.1	e 1,312.3	e 1,085.2	e 842.8	e 935.5
Tanzania	738	e 0.9	e 0.1	e 0.8	e 0.6	e 0.3	e 0.5	e 198.6	e 251.8	e 298.4	e 210.2	e 309.2	e 215.7
Togo	742	e 1.1	e 0.1	e 0.0	e 0.6	e 0.0	e 1.5	e 3.3	e 3.7	e 1.0	e 3.1	e 3.7
Uganda	746	e 11.5	e 6.4	e 5.6	e 3.4	e 2.4	e 4.6	e 255.3	e 284.3	e 192.6	e 161.7	e 187.3	e 200.9
Zambia	754	e 1,193.1	e 1,745.1	e 1,379.9	e 899.4	e 932.2	e 1,701.6	e 769.6	e 1,303.5	e 852.2	e 556.5	e 454.7	e 540.4
Zimbabwe	698	e 70.0	e 69.3	e 67.0	e 63.2	e 56.5	e 62.7	e 17.3	e 12.2	e 4.7	e 3.9	e 0.1	e 0.1
Western Hemisphere	205	16.1	17.3	28.9	42.7	11.9	9.3	103.5	105.6	94.7	79.7	84.6	73.2
Argentina	213	e 0.1	e 0.0	e 0.0	e 0.0	e 0.0	e 42.5	e 23.6	e 20.9	e 15.0	e 18.1
Bolivia	218	e 0.0	e 0.0	e 0.1	e 0.0	e 0.0	e 0.0	e 0.0	e 0.0
Brazil	223	e 15.7	e 16.9	e 19.0	e 40.5	e 9.9	e 9.2	e 48.5	e 76.9	e 39.4	e 44.6	e 44.0	e 41.0
Chile	228	e 0.1	e 0.1	e 0.0	e 0.1	e 0.0	e 0.0	e 0.9	e 0.7	e 0.7	e 1.0	e 0.4
Colombia	233	e 0.0	e 0.0	e 0.0	e 0.2	e 1.9	e 7.3	e 2.6	e 1.1	e 2.1

Congo, Democratic Republic of (636)

In Millions of U.S. Dollars

		Exports (FOB)						Imports (CIF)					
		2012	2013	2014	2015	2016	2017	2012	2013	2014	2015	2016	2017
Costa Rica	238	e 0.1	e 0.0	e 1.8	e 0.0	e 0.0	e 0.0
Dominican Republic	243	e 0.0	e 0.1	e 0.1	e 0.0	e 0.1	e 0.0	e 0.0	e 0.1	e 0.0	e 0.0
Ecuador	248	e 0.0	e 0.2	e 1.8	e 2.3
Guatemala	258	e 0.0	e 0.1	e 0.2	e 5.8	e 28.0	e 23.9	e 10.3
Honduras	268	e 0.0	e 0.0	e 0.0	e 1.5	e 0.1	e 0.0	e 0.1
Mexico	273	e 0.2	e 0.1	e 9.2	e 0.2	e 1.7	e 0.1	e 0.0	e 0.0	e 0.0	e 0.8
Paraguay	288	e 3.0	e 0.6	e 1.3	e 0.8	e 0.6	e 0.4
Peru	293	e 0.0	e 0.0	e 0.0	e 0.1	e 0.3	e 0.1	e 0.3	e 0.0
Trinidad and Tobago	369	e 0.0	e 0.0	e 0.1	e 0.1	e 0.1	e 8.2	e 17.3	e 0.0	e 0.0	e 0.0
Venezuela, Rep. Bol.	299	e 0.2
Other Countries n.i.e	910	0.5	0.5	0.4	0.5	0.5	0.5
Cuba	928	e 0.5	e 0.5	e 0.4	e 0.5	e 0.5	e 0.5
Memorandum Items													
Africa	605	1,352.7	2,079.2	1,746.7	1,355.8	1,232.3	1,980.3	3,485.7	4,077.6	3,416.8	2,607.6	2,269.1	2,451.5
Middle East	405	905.8	1,096.0	1,232.7	742.7	598.2	147.7	43.1	44.9	46.2	27.9	10.0	11.3
European Union	998	816.5	1,409.6	1,347.1	724.2	972.0	1,322.5	1,449.5	1,490.7	1,340.7	1,328.3	1,070.5	1,110.3
Export earnings: fuel	080	907.9	1,279.9	1,241.5	858.2	703.9	216.2	50.6	33.8	75.3	94.7	61.4	68.4
Export earnings: nonfuel	092	5,886.2	6,379.0	6,686.0	5,346.3	5,005.9	7,624.3	6,548.9	7,380.9	7,010.5	6,262.4	5,078.5	5,182.0

Congo, Republic of (634)

In Millions of U.S. Dollars

		Exports (FOB)						Imports (CIF)					
		2012	2013	2014	2015	2016	2017	2012	2013	2014	2015	2016	2017
IFS World	
World	001	7,452.6	10,006.6	9,054.1	6,794.5	5,612.9	7,403.2	7,349.0	8,372.1	5,868.5	8,911.2	8,099.9	4,554.6
Advanced Economies	110	4,035.0	3,495.2	3,424.7	2,533.1	2,171.9	2,435.3	2,255.5	2,878.1	3,941.2	4,221.7	4,699.5	2,128.0
Euro Area	163	2,878.5	1,321.9	1,440.0	1,448.2	967.1	1,564.5	1,573.0	2,187.0	2,334.0	1,892.8	1,288.7	1,014.8
Austria	122	0.0	0.0	0.5	0.3	0.9	0.7	0.3	0.2
Belgium	124	23.5	32.3	11.3	21.6	20.3	15.0	362.4	391.9	415.6	343.7	216.7	222.0
Cyprus	423	0.1	0.1	0.2	0.0	0.1	0.3	0.4	0.0	0.3	0.0
Finland	172	0.0	0.0	1.2	0.0	2.0	0.4	0.6	12.7	29.8	7.0	0.6
France	132	931.8	544.6	329.9	157.7	114.4	101.6	603.2	761.4	815.7	712.2	565.6	364.2
Germany	134	2.7	6.0	1.8	0.9	1.3	2.6	24.5	69.8	68.0	81.8	47.8	32.3
Greece	174	0.2	0.5	0.0	0.0	0.0	0.0	0.4	0.5	0.5	0.2	0.4	0.4
Ireland	178	19.9	0.5	0.2	0.6	1.3	0.5	9.1	11.8	14.8	62.5	7.0	11.5
Italy	136	146.4	69.2	523.6	669.7	478.0	326.7	259.5	192.3	550.2	297.8	206.0	147.5
Latvia	941	0.1	11.1	7.3	7.5	4.4
Lithuania	946	0.0	0.0	0.2	0.3	0.1	1.9	1.4	1.6	12.0	0.6
Luxembourg	137	0.1	0.0	0.0	0.6	0.8	0.7	0.1	0.3	0.1
Malta	181	0.0	0.0	0.0	0.0	53.1	0.2	1.7	0.2	0.2	0.4
Netherlands	138	1,055.4	322.5	70.3	30.6	78.1	51.9	56.6	189.1	302.4	211.4	133.4	127.8
Portugal	182	430.0	93.3	183.2	130.8	4.8	55.2	14.7	25.3	50.9	41.2	8.1	6.2
Slovak Republic	936	0.1
Slovenia	961	0.0	0.0	1.1	0.4	1.5	0.9
Spain	184	268.6	253.1	319.5	435.1	268.5	1,008.6	186.6	540.8	87.0	101.9	74.5	95.8
Australia	193	416.5	820.3	824.6	105.4	266.4	235.7	249.0	202.2	554.9	607.0	648.6	464.1
Canada	156	97.6	195.9	15.1	22.2	93.4	3.0	6.2	7.2	0.3	6.9	9.1	4.8
China,P.R.: Hong Kong	532	0.0	0.1	0.1	0.4	0.4	2.8	1.5	8.6	13.0	13.0	11.4
China,P.R.: Macao	546	e 0.0	e 0.0	e 0.0	e 0.0	0.1
Czech Republic	935	0.1	0.3	1.2	3.7	5.8	6.3	0.2	0.5	9.4	6.3	12.2	4.3
Denmark	128	0.2	0.3	4.3	0.2	0.8	0.5	1.1	2.5	6.0	21.0	10.2	8.3
Israel	436	0.2	0.2	46.2	50.4	50.3	50.3	2.9	2.1	1.8	1.2	0.7	0.3
Japan	158	0.1	0.4	0.0	0.0	0.4	0.0	7.5	6.7	7.8	5.2	6.4	1.8
Korea, Republic of	542	0.9	97.5	37.6	9.3	5.1	1.8	21.5	16.0	65.4	634.1	1,555.9	29.1
New Zealand	196	0.0	0.0	0.7	3.5	2.6	6.7	5.0	4.3
Norway	142	11.7	0.7	4.1	3.5	11.5	34.1	20.2	34.4	294.3	318.5	663.6	242.1
Singapore	576	42.7	93.6	417.8	453.8	469.7	162.2	128.7	116.9	134.9	118.2	100.6	110.4
Sweden	144	0.0	0.0	0.0	0.0	2.9	1.3	8.3	5.3	5.0	3.8
Switzerland	146	4.8	3.3	0.3	0.7	0.8	1.2	4.4	1.7	2.1	3.8	1.5	1.2
Taiwan Prov.of China	528	10.8	20.9	70.3	36.5	85.9	6.9	0.4	0.4	0.6	0.3	0.4	0.5
United Kingdom	112	113.6	404.6	165.4	76.1	63.6	94.0	52.2	120.1	175.1	319.0	240.3	103.7
United States	111	457.2	535.4	397.6	322.9	150.7	274.3	181.8	174.0	335.0	262.2	138.2	123.2
Emerg. & Dev. Economies	200	3,386.6	6,431.6	5,602.7	4,244.5	3,428.5	4,951.3	5,093.5	5,494.0	1,927.2	4,689.2	3,400.2	2,426.5
Emerg. & Dev. Asia	505	1,984.7	4,523.9	4,291.2	2,144.8	1,807.3	2,845.8	520.0	603.9	838.4	863.0	629.3	444.9
Cambodia	522	e 0.0	e 0.0	e 0.0	0.0	0.5	0.3	0.2
China,P.R.: Mainland	924	1,596.8	4,228.1	4,019.1	1,950.6	1,698.2	2,761.5	318.1	420.3	573.2	612.2	451.8	295.7
India	534	142.4	1.0	74.6	85.8	40.1	39.8	52.6	59.3	115.6	107.6	75.9	60.6
Indonesia	536	30.8	0.2	11.1	18.5	22.6	0.5	22.9	16.1	36.8	30.5	40.3	42.4
Malaysia	548	213.7	292.1	167.6	63.6	28.5	20.3	95.7	75.9	77.7	78.6	32.5	18.9
Nepal	558	e 0.0	e 0.3	e 0.0	e 0.0	e 0.0	e 0.0	e 0.0	e 0.0	e 0.0
Philippines	566	0.0	2.7	0.1	0.0	0.1	0.1	0.0	0.0
Sri Lanka	524	0.0	0.0	0.6	3.5	0.1	0.1
Thailand	578	0.4	0.8	1.1	0.6	0.8	0.8	20.9	24.4	28.1	26.7	26.1	25.3
Vanuatu	846	16.1	5.1	0.1
Vietnam	582	0.5	1.6	1.4	23.1	17.2	22.8	3.8	6.9	4.9	2.4	1.7	1.2
Asia n.s.	598	0.8	0.9	1.2	1.0	0.7	0.5
Europe	170	0.8	3.1	12.6	3.8	4.0	4.0	70.1	75.2	128.3	178.3	124.0	109.6
Emerg. & Dev. Europe	903	0.3	2.6	9.3	1.8	2.2	2.2	62.3	52.6	108.1	154.8	108.6	71.8
Bulgaria	918	0.0	0.4	0.0	0.0	1.0	0.2	2.5	0.5	0.7	0.6
Croatia	960	0.0	0.0	0.1	0.1	0.2	0.2
Faroe Islands	816	e 0.1	e 0.1	e 0.1	e 0.1	e 0.1	e 0.1
Hungary	944	2.9	2.4	2.5	1.6	1.4	1.4
Kosovo	967	e 0.0	e 0.0	e 0.0	e 0.0	e 0.0	e 0.0	e 0.8	e 0.7

Congo, Republic of (634)

In Millions of U.S. Dollars

		Exports (FOB)						Imports (CIF)					
		2012	2013	2014	2015	2016	2017	2012	2013	2014	2015	2016	2017
Poland	964	0.2	0.0	0.6	3.1	25.3	50.9	22.4	22.7
Romania	968	0.0	1.2	0.7	1.2	1.0	0.4	1.0	1.8	0.3	0.5	0.2
Serbia, Republic of	942	0.1	0.1	0.3	0.1	0.1	0.2	0.0	0.1
Turkey	186	0.2	2.3	8.1	0.5	0.8	0.8	57.3	45.8	75.7	101.0	82.6	45.9
CIS	901	0.5	0.5	3.2	1.9	1.8	1.8	6.3	20.5	15.5	20.1	13.0	36.1
Azerbaijan, Rep. of	912	0.1	0.0	0.0	0.0	0.1	0.0	0.0	0.0
Belarus	913	e 0.1	e 0.4	e 0.3	e 0.0	e 0.2	e 0.1	0.0
Georgia	915	0.0	0.0	0.3
Kazakhstan	916	0.0	0.0	0.4	1.0	1.0	1.0	0.0	0.0	0.0	0.0
Russian Federation	922	0.1	0.0	2.6	0.9	0.5	0.6	1.2	11.0	11.3	17.9	9.9	28.0
Turkmenistan	925	0.2	0.0
Ukraine	926	0.0	0.0	0.0	0.1	0.0	5.0	9.5	4.1	2.2	2.7	8.1
Europe n.s.	884	1.6	2.1	4.7	3.4	2.4	1.7
Mid East, N Africa, Pak	440	134.2	12.6	88.1	64.8	62.7	60.8	155.1	134.0	267.2	237.3	158.8	120.9
Algeria	612	0.0	0.2	0.3	0.1	0.1	1.7	0.2	0.3
Bahrain, Kingdom of	419	e 1.0	e 0.0	e 0.0	e 0.0	e 0.1	e 0.0	0.8	0.1	0.1	0.0
Egypt	469	118.7	0.2	13.7	13.4	22.6	29.9	10.4	9.5	46.7	29.7	28.9	19.8
Iran, I.R. of	429	0.0	0.0	6.6	1.3	0.5	1.4	1.0	0.7
Iraq	433	0.1	0.0	0.0	0.0	0.0	0.0	0.0	0.0	0.0	0.0	0.0	0.0
Jordan	439	0.1	0.0	0.3	0.0	0.0
Kuwait	443	0.0	0.1	0.1	0.1	0.1	0.1	0.3	0.0	0.0	0.1	0.0	0.0
Lebanon	446	8.7	0.2	0.5	0.1	0.4	0.1	15.6	12.0	7.7	7.1	4.7	4.6
Libya	672	0.0	0.1	0.1	0.0	0.2	0.2	0.0	0.0	0.0
Mauritania	682	0.0	0.0	0.5	0.4	0.5	1.2	0.0	14.9	49.2	35.0	24.0
Morocco	686	0.8	0.9	0.7	0.4	0.7	0.8	9.5	7.0	46.0	27.1	18.4	22.8
Oman	449	0.1	0.1	0.3	0.4	0.6	0.4	0.2	4.2	24.0	24.2	2.3	0.7
Pakistan	564	0.0	0.1	0.5	0.3	0.3	0.2	1.4	0.5	0.3	0.7
Qatar	453	0.0	0.0	0.0	0.0	0.0	0.0	0.1	0.2	1.9	1.9	1.4	0.2
Saudi Arabia	456	0.0	1.0	2.6	1.8	1.3	0.8	1.4	1.0	3.7	3.6	2.6	2.0
Syrian Arab Republic	463	0.1	0.0	0.0
Tunisia	744	0.3	0.3	0.3	0.5	1.1	7.8	8.2	12.0	11.2	6.5	5.2
United Arab Emirates	466	4.3	9.2	69.0	47.6	35.5	26.6	100.2	87.8	108.0	81.5	58.0	39.8
West Bank and Gaza	487	e 0.1	e 0.1	e 0.0	e 0.0	e 0.0	e 0.0
Yemen, Republic of	474	0.0	e 0.0	e 0.3
Sub-Saharan Africa	603	1,264.8	1,848.1	1,206.8	1,909.5	1,463.1	1,899.6	3,858.3	4,307.0	440.8	3,217.6	2,322.6	1,619.1
Angola	614	369.6	891.4	333.3	530.5	396.1	523.7	1,878.9	1,261.6	60.7	652.8	464.3	318.8
Benin	638	99.6	1.1	0.6	0.6	0.4	0.6	12.6	1.4	1.8	0.5	0.4	0.3
Burkina Faso	748	0.0	0.0	0.2	0.0	0.1	0.1	0.1
Cabo Verde	624	0.0	0.1	0.1	0.1	0.1	51.6	0.0
Cameroon	622	67.5	218.7	108.3	438.9	327.7	433.3	204.8	183.5	40.3	164.2	116.7	80.1
Central African Rep.	626	0.3	0.5	2.8	3.2	2.4	3.1	0.0	0.0	0.3	0.0	0.0	0.0
Chad	628	0.7	2.2	2.6	0.1	0.1	0.1	0.1	0.0	0.4	0.4	0.3	0.2
Congo, Dem. Rep. of	636	21.9	10.2	11.6	30.5	22.7	30.1	37.4	206.6	16.6	131.2	93.3	64.1
Côte d'Ivoire	662	42.1	91.2	132.5	143.7	143.7	143.7	146.1	66.1	89.8	161.0	114.5	78.6
Equatorial Guinea	642	35.5	0.7	3.8	6.2	4.6	6.1	52.9	224.4	7.3	377.4	268.4	184.3
Ethiopia	644	0.0	0.7	1.3	1.0	1.3	0.1	0.1	0.0	0.1	0.1	0.0
Gabon	646	173.2	126.5	543.5	119.3	89.1	117.7	879.1	1,021.5	41.1	397.7	282.9	194.2
Gambia, The	648	1.5	0.1	0.0	0.0	0.0
Ghana	652	5.6	2.4	2.3	237.4	177.2	234.4	22.5	742.6	19.8	166.8	118.6	81.4
Guinea	656	1.7	0.1	0.0	0.3	0.5	0.4	0.6	0.4	0.3
Guinea-Bissau	654	0.0	0.0	0.0	0.0	0.5
Kenya	664	0.2	0.5	0.9	3.4	3.4	3.4	1.3	1.1	1.2	0.2	2.7
Liberia	668	0.0	45.3	0.0	0.0	0.0	45.7	45.7	0.0	0.2	0.1	0.1
Madagascar	674	0.0	0.0	0.1	0.0	0.1	0.0	0.1	0.0	0.0
Mali	678	0.1	0.1	0.1	0.1	0.4	0.3	0.2
Mauritius	684	0.2	0.2	0.3	0.7	0.3	1.6	1.3	1.6	0.7	0.4
Mozambique	688	0.2	0.1	0.1	0.4	0.3	0.4	0.0	0.0	0.2	0.2	0.2	0.1
Namibia	728	140.4	131.7	49.7	272.9	203.8	269.4	145.8	130.7	6.8	815.7	580.2	398.3
Niger	692	0.3	0.0	0.0	0.0
Nigeria	694	260.8	249.2	10.3	118.0	88.1	116.5	218.4	217.8	5.4	244.1	173.6	119.2

Congo, Republic of (634)

In Millions of U.S. Dollars

		Exports (FOB)						Imports (CIF)					
		2012	2013	2014	2015	2016	2017	2012	2013	2014	2015	2016	2017
Rwanda	714	0.0	0.0	0.1	0.0
São Tomé & Príncipe	716	0.2	0.2	0.0
Senegal	722	0.1	0.5	0.2	0.7	6.4	26.1	73.1	30.5	28.4	44.1	33.3
Seychelles	718	0.1	0.1	0.0
Sierra Leone	724	27.4	0.0	0.1	0.1	0.1	1.2	0.1	0.0	0.0	0.0
South Africa	199	25.8	46.8	2.2	1.3	0.8	0.6	182.6	62.2	96.4	52.3	36.4	31.6
Tanzania	738	5.2	0.9	0.1	0.1	0.1	0.1	0.1	7.8	0.1	0.0	0.0	0.5
Togo	742	5.6	0.2	0.1	0.0	0.1	7.4	2.9	5.7	19.5	21.7	26.7	30.4
Uganda	746	3.8	0.0	0.3	0.3	0.3	0.1	0.0	0.0	0.0	0.0
Zambia	754	3.5	0.0	0.0	0.0	0.0
Western Hemisphere	205	2.2	43.9	4.0	121.7	91.4	141.1	490.0	373.9	252.5	193.0	165.4	132.0
Antigua and Barbuda	311	0.1	0.0	0.0	0.0	0.0	0.0	0.0	0.0
Argentina	213	0.1	0.2	0.0	0.1	0.1	0.0	31.6	42.3	23.5	20.9	21.5
Bahamas, The	313	39.9	0.0	0.3
Bolivia	218	0.1	0.0	0.0	0.0
Brazil	223	0.7	2.5	0.0	0.0	0.0	0.0	452.1	282.6	130.2	97.6	45.3	27.0
Chile	228	0.2	0.2	0.2	0.5	0.7	0.4	0.4	0.3	0.4
Colombia	233	1.0	0.0	0.0	0.1	0.4	1.8	0.4	0.8	0.5	0.6
Curacao	354	0.1	0.0	0.0	0.0
Dominica	321	0.0	0.1
Dominican Republic	243	0.1	0.0	119.1	89.0	117.6
Ecuador	248	0.0	0.1	0.3	0.0	0.0	0.4	0.0	0.1
Guatemala	258	3.6
Guyana	336	e 0.0	e 0.1	e 0.0	e 0.0	e 0.0
Haiti	263	0.0	0.0	1.2	0.9	1.2
Mexico	273	0.0	0.8	2.7	0.9	1.1	0.1	0.4	3.0	12.3	2.6	5.0	1.9
Nicaragua	278	e 0.0	e 0.0	0.1	0.0	0.0
Panama	283	0.0	0.0	0.0	0.0	0.0	1.4	0.0	0.0	0.0	0.0
Paraguay	288	1.3	1.6	1.9	3.5	2.5	1.7
Peru	293	0.0	0.0	0.0	0.3	0.2	0.2	0.1	0.2
Trinidad and Tobago	369	0.0	0.0	0.0	0.0	0.4	0.5	0.3	0.2
Uruguay	298	0.0	0.0	0.1	21.3	3.1	8.4	82.5	87.5	86.7	78.4
Venezuela, Rep. Bol.	299	0.1	0.0	0.6	0.0	0.0	0.0	0.0	30.3	0.1	0.0	0.0	0.0
Western Hem. n.s.	399	0.1	0.1	0.1	0.0	0.0	0.0	1.6
Other Countries n.i.e	910	51.7	0.1	0.0	0.1	0.1	0.3	0.2	0.1
Cuba	928	51.7	0.0	0.1	0.0	0.0	0.0
Korea, Dem. People's Rep.	954	0.0	0.1	0.0	0.1	0.0	0.3	0.2	0.1
Countries & Areas n.s.	898	30.9	28.1	26.7	16.8	12.6	16.6	0.0
Memorandum Items													
Africa	605	1,266.0	1,849.5	1,208.1	1,910.5	1,464.7	1,902.1	3,876.9	4,323.8	513.9	3,305.1	2,382.5	1,671.3
Middle East	405	133.0	11.2	86.3	63.4	60.8	58.1	135.0	116.7	193.8	149.7	99.0	68.0
European Union	998	2,992.4	1,727.3	1,612.0	1,529.5	1,038.6	1,666.3	1,634.3	2,318.1	2,565.0	2,298.0	1,581.6	1,160.0
Export earnings: fuel	080	846.9	1,281.0	969.9	825.9	617.2	794.5	3,140.1	2,864.8	266.7	1,804.6	1,265.6	889.2
Export earnings: nonfuel	092	6,605.6	8,725.6	8,084.2	5,968.6	4,995.7	6,608.6	4,209.0	5,507.3	5,601.8	7,106.6	6,834.3	3,665.4

Costa Rica (238)

In Millions of U.S. Dollars

		Exports (FOB)						Imports (CIF)					
		2012	2013	2014	2015	2016	2017	2012	2013	2014	2015	2016	2017
IFS World		8,652.2	8,547.7	9,027.7	9,092.2	9,799.5	10,519.5	15,077.5	15,262.9	15,745.2	14,915.0	15,453.5	16,047.6
World	001	11,452.5	11,487.0	11,208.0	9,568.5	9,914.3	10,598.1	17,571.5	18,122.6	17,152.2	15,626.2	15,367.6	15,920.1
Advanced Economies	110	7,452.4	7,455.5	7,065.3	6,133.2	6,510.6	6,966.6	11,451.2	11,860.9	10,718.4	9,018.5	8,539.9	8,973.6
Euro Area	163	1,782.1	1,747.4	1,688.5	1,595.5	1,863.5	1,969.0	1,005.2	1,143.5	1,189.3	1,154.0	1,216.5	1,319.8
Austria	122	0.4	0.1	0.4	0.2	0.5	0.2	33.0	36.3	46.7	27.1	22.0	23.8
Belgium	124	297.2	309.6	369.0	430.4	532.2	680.0	54.5	62.7	77.2	48.9	66.4	55.2
Cyprus	423	0.1	0.1	0.1	0.0	0.1	0.1	0.2	0.2	0.1	0.2	0.1	0.0
Estonia	939	0.2	0.1	0.1	0.1	0.1	0.0	0.7	6.3	0.3	0.7	1.1	5.4
Finland	172	15.1	17.5	17.8	26.0	38.1	38.1	10.1	10.3	8.1	9.5	10.9	9.1
France	132	95.0	113.7	79.7	119.6	82.7	66.6	88.9	95.6	105.8	120.2	114.0	129.0
Germany	134	137.1	114.8	120.6	148.2	130.8	126.0	315.8	339.8	360.6	378.5	387.5	404.5
Greece	174	7.3	38.1	34.9	30.1	11.8	13.2	1.1	2.9	1.2	1.4	1.9	1.6
Ireland	178	44.5	60.3	83.5	71.3	87.2	76.4	27.4	30.5	39.9	49.8	55.0	59.2
Italy	136	194.8	139.2	149.3	170.7	207.8	157.1	136.9	178.4	206.5	179.3	199.0	206.7
Latvia	941	0.5	0.5	0.3	0.3	0.6	0.9	1.0	1.4	0.6	6.6	5.3	2.6
Lithuania	946	0.4	2.6	5.0	9.5	11.4	5.6	16.4	0.8	1.4	2.4	1.6	6.8
Luxembourg	137	0.0	0.0	0.0	0.0	0.1	1.1	1.0	1.0	9.9	26.0
Malta	181	0.0	0.0	0.6	0.6	0.4	0.5	0.1	0.1	0.1	0.4	0.2	0.1
Netherlands	138	864.1	829.7	695.7	440.0	575.4	593.9	113.3	156.2	115.9	89.8	96.0	90.6
Portugal	182	40.9	43.0	14.6	19.1	24.6	44.3	9.1	8.7	12.8	11.7	13.5	11.0
Slovak Republic	936	0.3	0.3	0.3	0.3	0.3	4.2	3.2	3.7	5.2	7.1	3.0
Slovenia	961	0.1	0.6	0.1	1.9	5.8	7.0	2.3	1.2	1.4	3.4	2.3	3.1
Spain	184	84.3	77.3	116.8	127.1	153.6	158.5	190.3	207.8	206.0	218.1	222.7	281.9
Australia	193	21.6	17.3	23.1	31.2	24.1	33.2	14.6	7.3	7.8	8.2	8.5	6.9
Canada	156	71.7	80.2	72.3	108.6	85.5	74.9	243.0	164.0	186.7	164.9	155.2	157.2
China,P.R.: Hong Kong	532	532.5	648.0	413.4	66.4	32.1	38.6	54.1	59.2	99.9	107.6	187.1	165.4
China,P.R.: Macao	546	0.0	0.0	0.0	0.1	0.0	0.0	0.1	0.4
Czech Republic	935	0.0	0.2	0.1	0.1	0.0	0.1	2.8	3.5	7.9	27.7	5.7	8.3
Denmark	128	3.7	6.6	9.4	5.9	4.5	3.9	20.6	29.6	40.8	58.3	31.6	35.0
Iceland	176	0.0	0.0	0.1	0.0	0.1	0.1	2.6
Israel	436	7.0	6.4	6.1	8.9	8.2	13.1	43.8	61.4	259.5	44.1	37.4	51.8
Japan	158	85.6	90.9	92.2	97.3	112.9	171.5	554.8	525.9	475.3	418.8	421.4	387.1
Korea, Republic of	542	47.8	39.6	66.7	51.5	33.6	37.5	278.3	329.6	326.4	391.0	257.1	232.2
New Zealand	196	1.4	1.3	24.7	4.4	18.9	17.5	4.6	3.4	5.1	7.2	9.4	9.1
Norway	142	15.6	14.4	22.9	26.3	20.5	21.2	9.5	13.9	11.5	23.7	7.8	3.4
Singapore	576	61.7	49.6	41.3	28.9	17.5	6.7	42.2	36.1	75.0	46.3	35.2	56.7
Sweden	144	29.1	43.6	27.2	12.1	21.8	23.6	100.7	56.9	50.5	32.2	39.2	46.5
Switzerland	146	4.8	1.6	4.7	6.4	5.5	4.2	131.1	154.1	116.8	115.0	145.8	152.9
Taiwan Prov.of China	528	85.3	78.6	11.8	8.5	16.9	14.6	101.0	113.7	131.1	121.8	111.0	105.2
United Kingdom	112	245.4	231.1	243.1	177.5	181.0	205.2	91.1	95.9	102.0	133.1	127.2	128.4
United States	111	4,456.9	4,398.7	4,317.9	3,903.7	4,064.3	4,331.8	8,753.8	9,062.7	7,632.7	6,164.4	5,743.8	6,104.7
Emerg. & Dev. Economies	200	3,964.2	3,998.8	4,097.0	3,405.9	3,371.3	3,599.5	5,731.4	6,252.8	5,967.5	6,248.6	6,349.8	6,444.9
Emerg. & Dev. Asia	505	609.0	737.9	807.1	116.2	84.2	203.1	1,749.1	2,132.4	2,144.3	2,532.5	2,671.3	2,650.4
American Samoa	859	0.1	0.0	0.0	0.0	0.0
Bangladesh	513	0.0	0.0	0.1	0.5	4.9	5.2	6.3	8.5	11.8	14.0
Cambodia	522	0.3	0.0	2.8	3.4	2.5	3.1	3.9	4.4
China,P.R.: Mainland	924	330.6	377.8	339.1	80.2	45.5	111.8	1,439.6	1,748.4	1,715.7	1,947.5	2,085.5	2,086.2
Fiji	819	0.0	0.0	0.0	0.0	0.1	0.0	0.0	0.0	0.0	0.0	0.2	0.0
F.T. French Polynesia	887	0.2	0.0	0.0	0.0	0.0	0.0	0.0	0.1	0.0	0.0	0.2
F.T. New Caledonia	839	0.2	0.1	0.1	1.1	0.1	0.1	0.0	0.0	0.0	0.2	0.0	0.0
Guam	829	0.0	0.0	0.0	0.1	0.0	0.0	0.0	0.0
India	534	32.2	31.7	17.0	14.0	19.7	39.8	89.8	100.9	114.8	139.3	179.5	185.6
Indonesia	536	1.7	19.9	0.7	0.1	4.9	12.3	19.8	24.9	34.8	28.8	69.7	33.2
Lao People's Dem.Rep	544	0.1	0.1	0.0	0.0	0.0	0.0	0.0
Malaysia	548	219.1	291.2	400.8	5.3	1.0	5.7	50.3	46.6	51.6	38.3	49.9	72.0
Maldives	556	0.0	0.0	0.1
Marshall Islands	867	0.0	0.1	0.0	0.0
Myanmar	518	0.3	0.5	0.1	0.3	0.1	0.1	0.1	0.2	0.2	0.2	0.4
Nauru	836	0.1	0.0	0.0	0.0	0.0	0.0	0.0	0.0
Papua New Guinea	853	0.1	0.0	0.0	0.0	0.0

Costa Rica (238)

In Millions of U.S. Dollars

		Exports (FOB)						Imports (CIF)					
		2012	2013	2014	2015	2016	2017	2012	2013	2014	2015	2016	2017
Philippines	566	3.9	1.9	4.9	3.6	3.3	4.8	21.7	8.1	14.2	5.9	10.3	11.6
Samoa	862	0.0	0.0	0.0	0.0	0.4
Sri Lanka	524	0.1	0.2	0.0	0.0	0.3	0.1	2.0	2.1	2.8	2.0	3.7	4.3
Thailand	578	6.2	3.8	2.2	3.8	2.7	7.4	90.7	146.7	155.0	180.0	183.8	153.3
Vietnam	582	14.1	10.4	41.8	7.5	6.2	20.4	26.8	45.8	46.2	56.2	72.3	85.0
Asia n.s.	598	0.1	0.2	0.2	0.1	0.1	0.2	0.2	0.0	122.4	0.0	0.0
Europe	170	62.5	68.4	74.6	65.3	92.4	102.3	95.1	92.2	124.1	160.6	182.9	189.5
Emerg. & Dev. Europe	903	12.6	46.6	42.2	42.5	62.6	53.3	42.2	60.6	85.7	101.7	116.1	130.8
Albania	914	0.3	0.0	0.3	0.1	0.1	0.0	0.2	0.0	0.0	0.0	0.0
Bosnia and Herzegovina	963	0.0	0.0	0.1	0.1	0.1	0.1	0.1	0.1
Bulgaria	918	0.1	0.0	0.9	0.0	0.2	0.3	0.8	1.6	1.4	1.5	1.9	3.1
Croatia	960	0.1	0.6	0.9	0.3	0.8	0.4	0.5	0.3	6.4	0.0	0.3
Gibraltar	823	0.2	0.1	0.0	0.0	0.0	0.0	0.0
Hungary	944	0.1	0.0	0.1	0.6	0.1	0.1	3.8	3.6	8.4	19.1	41.4	38.2
Macedonia, FYR	962	0.1	0.3	0.1	0.1	0.1
Montenegro	943	0.2	0.0	2.3	1.8	2.8	0.0	0.0
Poland	964	2.1	1.9	5.1	5.2	6.1	7.8	7.7	8.8	12.8	9.8	12.5	15.1
Romania	968	0.8	0.2	0.3	0.8	0.6	2.0	0.9	1.4	2.1	2.3	2.5	4.4
Serbia, Republic of	942	0.0	0.0	0.0	1.3	1.1
Turkey	186	9.0	44.2	35.1	32.3	53.4	39.4	28.4	44.3	60.6	62.4	56.3	68.5
CIS	901	49.8	20.7	31.3	22.8	29.8	49.0	52.9	31.3	37.9	58.8	66.8	58.6
Armenia	911	0.2	0.0	0.0	0.0	0.0	0.0	0.0	0.0	0.1	0.2
Belarus	913	0.0	0.0	0.0	0.0	0.7	0.0	1.7	1.6	1.9	5.1
Georgia	915	0.1	0.3	0.2	0.0	0.1	0.3	0.0	0.0	0.0	3.2	1.0	0.0
Kazakhstan	916	0.0	0.3	0.0	0.1	0.0	0.0	0.0	0.1
Moldova	921	0.0	0.1	0.2	0.0	0.0	0.0	0.0
Russian Federation	922	49.2	18.6	23.5	19.5	23.5	28.8	46.9	25.2	34.2	40.6	48.8	39.5
Turkmenistan	925	0.0	0.0	0.1	0.0	0.0
Ukraine	926	0.3	1.8	7.6	2.9	6.2	19.9	5.1	5.9	1.9	13.3	14.8	13.8
Europe n.s.	884	0.1	1.1	1.1	0.0	0.2	0.5	0.0	0.0	0.1
Mid East, N Africa, Pak	440	21.5	36.3	26.0	22.6	21.0	25.4	31.7	43.3	29.9	30.8	32.2	38.4
Afghanistan, I.R. of	512	0.0	0.2	0.0	0.0	0.0	0.0	0.0	0.0
Algeria	612	0.1	7.3	0.1	0.1	0.0	0.6	0.1	9.1	0.0	0.0	0.0
Bahrain, Kingdom of	419	0.0	0.0	0.0	0.0	0.0	0.0	0.1	0.0	0.1	0.1	0.1	0.0
Djibouti	611	0.0	0.0	0.0	0.0	0.1
Egypt	469	0.8	2.5	1.7	0.7	0.6	0.6	1.5	6.5	1.4	1.9	1.9	2.1
Iran, I.R. of	429	0.3	0.0	0.1	0.1	0.1	0.7	12.8	3.7	0.0	0.0	0.0	0.0
Iraq	433	0.0	0.0	4.5	9.7	0.0	0.0	0.0	0.0	0.0
Jordan	439	0.1	0.2	0.8	0.2	0.3	0.1	0.2	0.4	0.3	0.4	0.5	0.4
Kuwait	443	0.0	0.1	0.2	2.5	0.6	0.0	0.0	0.0	0.4	0.0	0.0	0.0
Lebanon	446	0.6	1.2	1.6	1.7	1.9	0.6	0.0	0.0	0.2	0.0	0.0	0.1
Libya	672	0.4	6.7	4.3	0.8	0.3	1.3	0.0	0.0
Morocco	686	1.7	1.1	1.9	3.0	2.6	1.4	2.7	3.9	3.8	3.2	5.4	5.9
Oman	449	0.1	0.2	0.2	0.1	0.1	0.0	0.1	0.0	0.0	0.0	0.1	0.1
Pakistan	564	0.0	0.0	0.3	0.3	0.3	0.7	4.7	4.3	6.5	7.4	8.5	8.4
Qatar	453	0.2	0.2	0.2	0.2	0.0	1.5	1.4	1.6	3.0	6.0	7.0	12.9
Saudi Arabia	456	13.0	10.8	7.6	9.4	6.4	3.3	5.8	6.6	7.4	5.0	4.0	3.5
Syrian Arab Republic	463	0.7	1.3	0.3	0.0	0.0	0.0	0.0	0.0	0.0	0.0	0.0
Tunisia	744	0.0	0.0	0.3	0.4	0.8	1.2	0.9	1.1	1.4	0.8	1.0	1.0
United Arab Emirates	466	4.1	5.2	5.4	2.6	2.3	3.7	1.3	5.8	5.5	5.9	3.6	4.0
Yemen, Republic of	474	0.0	0.1
Sub-Saharan Africa	603	9.3	13.1	8.3	9.3	7.7	3.6	12.9	9.9	9.2	11.2	7.5	8.2
Angola	614	0.1	0.1	0.4	0.0	7.8	0.0	0.0	0.0	0.0	0.0
Benin	638	0.0	0.0	0.0	0.0	0.0	0.0	0.1
Botswana	616	0.1	0.2	0.1	0.0	0.0	0.0	0.0	0.0	0.0
Burkina Faso	748	0.0	0.0	0.1	0.2	0.1	0.3	0.0	0.0	0.0	0.0	0.0
Cabo Verde	624	0.0	0.0	0.2	0.0
Cameroon	622	2.3	4.4	4.1	3.9	3.4	0.2	0.0	0.0	0.0	0.0	0.0	0.0
Central African Rep.	626	0.0	0.0	0.0	0.2	0.0	0.0	0.0
Comoros	632	0.0	0.0	0.0	0.0	0.1	0.0

Costa Rica (238)

In Millions of U.S. Dollars

		Exports (FOB)						Imports (CIF)					
		2012	2013	2014	2015	2016	2017	2012	2013	2014	2015	2016	2017
Congo, Dem. Rep. of	636	0.0	0.1	0.0	1.9	0.0	0.0
Congo, Republic of	634	0.1	0.0	0.1	0.1	0.0	0.0	0.0	0.0
Côte d'Ivoire	662	3.6	0.4	0.2	0.3	0.0	0.0	0.0	0.0	0.0	0.0	0.0
Equatorial Guinea	642	0.0	1.0	0.0
Eswatini, Kingdom of	734	0.0	0.1	0.0	0.0	0.0	0.0
Estonia	939	0.2	0.1	0.1	0.1	0.1	0.0	0.7	6.3	0.3	0.7	1.1	5.4
Gabon	646	1.0	0.5	0.1	0.4	0.1	0.3	0.0	0.0	0.0	0.0	0.0	0.0
Gambia, The	648	0.1	0.0	0.0	0.0	0.0
Ghana	652	0.6	1.0	0.1	0.3	0.9	0.4	0.0	0.0	0.0	0.0
Kenya	664	0.1	0.1	0.1	0.1	0.0	0.0	0.1	0.1	0.1	0.1	0.1	0.1
Madagascar	674	0.0	0.0	0.1	0.1	0.1	0.1	0.1	0.1
Malawi	676	2.5	0.0	0.2	0.6	0.6	0.2	0.1	0.0
Mali	678	0.0	0.0	0.1	0.0	0.0	0.0	0.0	0.0
Mauritius	684	0.0	0.1	0.0	0.0	0.2	0.1	0.1	2.1	0.1	0.1
Mozambique	688	0.0	0.2	0.1	0.0	0.0	0.2	0.9	0.7	0.2	0.3	0.8
Nigeria	694	0.4	0.7	0.2	0.2	0.4	0.2	0.0	0.0	0.0	0.0	0.0	0.0
São Tomé & Príncipe	716	0.1	0.0
Senegal	722	0.1	0.0	0.0	0.0	0.0	0.0	0.0	0.0	0.0
Seychelles	718	0.0	0.1	0.1	0.1	0.2	0.0	0.0
Sierra Leone	724	0.1	0.3	0.0	0.1	0.0	0.0	0.0	0.0	0.0	0.0	0.0	0.0
South Africa	199	1.9	1.8	2.4	3.3	2.0	1.6	2.9	7.7	7.0	6.2	6.5	6.6
Tanzania	738	0.0	0.0	0.2	0.1	0.4	0.0	0.0	0.0	0.0	0.0	0.0	0.0
Togo	742	0.0	0.1	0.0	0.0	0.0	0.0	0.0	0.0	0.0
Uganda	746	0.0	0.0	0.0	0.0	0.1	0.0	0.0	0.0	0.0	0.0	0.0	0.0
Zambia	754	0.1	0.0	0.0	0.1	0.0	0.1	0.0	0.0	0.0	0.0	0.0	0.0
Western Hemisphere	205	3,261.9	3,143.2	3,181.0	3,192.4	3,165.9	3,265.0	3,842.5	3,975.0	3,660.1	3,513.5	3,455.9	3,558.5
Antigua and Barbuda	311	0.4	0.4	0.4	0.4	0.5	0.3	0.0	0.1	0.0	0.0	0.0
Argentina	213	11.7	6.9	5.8	9.7	7.6	16.6	92.1	165.4	64.4	61.4	62.2	117.3
Aruba	314	13.7	18.1	21.6	21.2	19.4	20.4	0.3	4.8	0.1	0.0	0.0	0.0
Bahamas, The	313	15.4	7.5	9.8	6.8	6.7	8.8	2.1	1.6	0.2	0.0	8.9	0.3
Barbados	316	9.3	8.2	10.0	7.7	9.0	8.8	0.2	0.1	0.3	0.3	0.1	0.1
Belize	339	11.5	13.1	11.9	11.8	10.8	9.2	2.0	0.5	0.6	0.6	0.2	0.2
Bermuda	319	0.4	0.3	0.4	0.3	0.3	0.5	0.0	0.0	0.0	0.0	0.0	0.0
Bolivia	218	1.5	1.9	1.7	1.3	2.2	1.2	4.6	3.3	2.6	1.2	1.1	1.1
Brazil	223	30.9	32.5	26.6	21.1	34.4	43.5	426.5	383.4	272.7	296.0	330.2	306.4
Chile	228	26.0	28.6	39.7	37.4	34.6	34.2	291.3	271.1	277.4	268.4	282.4	280.1
Colombia	233	63.1	71.4	79.8	71.8	70.2	57.3	326.8	358.5	316.7	307.0	292.9	299.4
Curacao	354	2.2	1.5	2.0	1.9	0.5	1.8
Dominica	321	0.7	1.3	1.0	1.2	1.0	1.0	0.1	0.0	0.0	0.0	0.0	0.0
Dominican Republic	243	275.8	246.2	267.2	265.8	258.9	230.1	38.7	30.3	49.5	37.2	37.9	60.0
Ecuador	248	49.4	55.1	53.6	43.9	36.2	35.8	26.8	38.8	33.3	33.7	27.8	31.2
El Salvador	253	304.0	311.7	284.8	285.4	274.2	286.5	221.4	248.7	221.7	235.0	236.2	250.5
Greenland	326	0.1	0.0	0.0	0.0	0.0	0.0	0.0
Grenada	328	0.8	0.7	0.7	0.6	1.1	1.6	0.0	0.0	0.0	0.4	0.0	0.0
Guatemala	258	432.8	451.0	465.5	523.9	516.3	525.5	406.9	387.4	409.0	399.2	416.8	422.0
Guyana	336	7.5	8.5	15.1	11.4	15.0	11.1	0.7	1.0	0.1	0.3	0.3	0.2
Haiti	263	14.7	17.5	16.9	19.0	16.3	19.0	1.7	0.7	0.6	0.1	0.2	0.4
Honduras	268	349.3	322.8	319.4	332.8	334.8	365.5	140.5	127.7	108.5	103.5	106.1	101.1
Jamaica	343	58.2	50.1	47.7	45.7	51.1	85.5	1.2	1.8	1.0	1.3	1.4	1.4
Mexico	273	321.3	255.3	261.9	239.5	257.2	279.4	1,165.5	1,155.0	1,147.1	1,153.3	1,066.2	1,122.2
Netherlands Antilles	353	1.7	0.9	0.0	0.1
Nicaragua	278	502.4	498.3	498.0	522.7	517.3	537.6	105.7	141.9	155.2	129.8	141.7	151.8
Panama	283	584.8	580.1	593.2	558.6	561.0	574.7	384.5	342.6	355.6	285.6	290.4	269.4
Paraguay	288	0.7	1.1	1.1	1.7	1.7	1.4	1.3	75.9	54.1	5.7	23.0	6.4
Peru	293	18.2	15.7	16.4	18.2	19.4	21.6	46.2	44.8	52.1	57.3	61.1	64.4
Sint Maarten	352	0.0	0.1
St. Kitts and Nevis	361	0.6	0.2	0.2	0.2	0.2	0.3	0.0	0.0
St. Lucia	362	2.2	2.9	2.6	1.6	2.1	2.5	0.0	0.0	0.0	0.0	0.0	0.0
St. Vincent & Grens.	364	0.5	0.3	0.9	1.2	1.2	1.0	0.0	0.0
Suriname	366	8.3	7.5	9.1	10.2	8.0	7.5	0.0	0.1	0.0	0.4	0.0	0.0

Costa Rica (238)

In Millions of U.S. Dollars

		Exports (FOB)						Imports (CIF)					
		2012	2013	2014	2015	2016	2017	2012	2013	2014	2015	2016	2017
Trinidad and Tobago	369	61.3	56.5	59.5	61.7	59.4	60.4	101.2	119.0	68.3	44.2	15.9	9.8
Uruguay	298	1.3	1.4	2.3	1.9	1.2	1.3	12.7	23.3	25.7	24.0	30.9	34.4
Venezuela, Rep. Bol.	299	82.8	68.8	55.0	52.3	32.5	12.1	40.1	46.9	42.4	65.0	18.9	26.2
Western Hem. n.s.	399	0.3	1.1	1.1	1.1	0.5	0.0	1.3	0.4	0.8	0.4	2.4	0.2
Other Countries n.i.e	910	26.7	32.7	38.0	29.4	32.4	32.1	14.3	8.9	4.6	3.0	1.7	6.0
Cuba	928	26.7	32.6	37.4	29.3	32.4	32.0	8.8	5.5	1.0	0.6	0.3	4.5
Korea, Dem. People's Rep.	954	0.0	0.1	0.5	0.1	0.0	0.1	5.5	3.4	3.6	2.3	1.4	1.4
Countries & Areas n.s.	898	9.3	0.1	7.7	0.0	374.7	461.6	356.2	476.2	495.6
Memorandum Items													
Africa	605	11.1	21.5	10.5	12.8	11.2	6.8	16.7	24.0	14.4	15.1	14.0	15.1
Middle East	405	19.6	27.7	23.5	18.7	17.2	21.5	23.2	24.7	18.2	19.5	17.2	23.1
European Union	998	2,063.5	2,031.1	1,975.2	1,798.7	2,078.0	2,212.9	1,234.0	1,345.2	1,415.4	1,444.4	1,478.4	1,599.2
Export earnings: fuel	080	327.1	304.2	292.1	267.5	238.8	217.0	576.9	618.6	513.9	509.0	420.3	427.8
Export earnings: nonfuel	092	11,125.4	11,182.8	10,915.9	9,301.0	9,675.5	10,381.2	16,994.6	17,504.0	16,638.2	15,117.2	14,947.3	15,492.3

Côte d'Ivoire (662)

In Millions of U.S. Dollars

		Exports (FOB)						Imports (CIF)					
		2012	2013	2014	2015	2016	2017	2012	2013	2014	2015	2016	2017
IFS World		10,848.2	13,687.2	12,633.4	12,559.9	10,661.1	12,436.6	9,768.3	12,627.1	10,722.5	10,408.5	8,380.4	9,555.4
World	001	10,861.8	13,750.3	12,809.4	11,899.9	10,063.5	11,792.7	9,969.7	12,721.3	11,069.6	9,561.7	8,325.6	8,857.1
Advanced Economies	110	5,453.1	6,019.6	6,254.1	6,496.9	5,273.5	6,391.5	3,224.5	3,687.3	3,904.7	4,109.5	3,563.6	3,746.0
Euro Area	163	3,428.9	4,107.8	4,062.5	4,563.4	3,737.4	4,513.4	2,153.7	2,593.1	2,639.1	2,797.9	2,400.3	2,533.8
Austria	122	0.0	0.1	0.1	0.1	0.1	0.0	8.9	14.6	9.1	10.5	9.5	9.1
Belgium	124	433.2	535.0	561.4	775.0	615.4	758.4	131.8	170.6	141.3	175.4	157.3	155.7
Cyprus	423	0.3	0.1	0.4	0.2	0.2	0.2	0.2	0.1	0.0	0.1	0.1	0.1
Estonia	939	175.9	176.9	173.2	158.9	136.9	157.8	3.3	1.2	0.6	0.8	0.8	0.8
Finland	172	0.7	0.5	0.9	1.0	0.8	0.4	10.0	12.5	11.8	12.0	9.7	11.0
France	132	492.7	847.2	803.6	762.2	684.4	759.9	1,099.9	1,374.7	1,363.1	1,311.6	1,123.9	1,191.8
Germany	134	817.8	801.3	538.9	721.4	519.4	685.4	238.2	268.3	304.5	240.7	202.5	219.6
Greece	174	29.4	27.5	23.3	15.5	14.0	15.4	23.4	27.7	13.3	12.9	10.7	11.8
Ireland	178	1.6	1.0	55.4	70.6	122.2	122.3	42.6	39.1	30.4	30.2	26.6	27.3
Italy	136	241.9	232.3	315.0	286.3	211.4	276.2	181.0	166.7	234.7	379.4	305.5	348.3
Latvia	941	2.4	0.6	25.1	0.2	0.1	0.1	0.1
Lithuania	946	19.5	12.2	18.0	5.5	4.7	5.5	6.9	5.8	1.8	0.6	0.6	0.5
Luxembourg	137	0.6	0.8	1.1	0.9	0.9	0.9	2.7	6.3	6.4	5.3	4.9	4.7
Malta	181	23.1	37.7	0.5	0.3	0.3	0.3	0.2	0.7	0.1	0.3	0.2	0.1
Netherlands	138	950.4	1,163.0	1,292.3	1,427.7	1,130.3	1,394.3	192.3	249.5	243.5	272.6	242.7	243.2
Portugal	182	18.8	21.9	27.0	25.1	20.3	24.5	28.2	22.8	40.7	45.0	41.7	39.5
Slovak Republic	936	0.0	0.0	0.0	0.0	3.9	2.5	4.0	3.1	2.7	2.5
Slovenia	961	13.0	11.3	6.0	8.5	8.3	8.8	1.3	0.7	1.7	1.3	1.2	1.2
Spain	184	209.8	236.6	245.4	304.1	267.7	303.0	178.3	204.3	231.9	295.8	259.9	266.4
Australia	193	7.4	8.5	17.4	12.3	9.8	12.0	17.7	32.6	13.9	21.3	17.9	19.4
Canada	156	459.1	423.3	357.5	129.8	101.4	125.3	30.7	26.7	31.1	24.3	21.7	20.8
China,P.R.: Hong Kong	532	0.3	1.8	0.3	0.2	0.1	0.2	4.1	4.9	6.2	9.6	8.7	8.7
Czech Republic	935	10.0	6.5	19.0	7.1	6.1	7.1	16.2	18.8	15.8	19.1	16.7	17.4
Denmark	128	1.0	0.5	1.4	0.5	0.5	0.5	8.2	14.9	14.4	14.3	12.2	13.1
Iceland	176	0.0	0.0	0.0	6.6	6.6	6.6	0.5	0.8	3.6	2.8	2.3	2.6
Israel	436	6.5	7.7	8.4	10.9	8.9	10.7	9.7	17.4	22.8	32.5	27.4	29.9
Japan	158	9.7	6.3	8.3	5.8	4.7	5.7	189.3	199.9	194.2	209.6	185.3	190.0
Korea, Republic of	542	0.4	0.7	7.3	10.4	9.7	10.6	123.6	140.0	226.5	142.2	121.2	127.3
New Zealand	196	0.0	0.1	0.7	0.3	0.3	0.3	11.2	7.5	10.6	15.4	14.0	13.2
Norway	142	79.9	5.2	4.7	14.4	14.7	15.3	9.9	6.4	9.5	14.4	12.9	11.8
Singapore	576	10.6	9.3	9.3	14.7	13.8	14.9	112.0	11.7	22.6	48.5	75.8	76.3
Sweden	144	19.8	0.6	22.2	0.5	0.3	0.4	57.7	58.0	53.0	32.0	27.9	29.0
Switzerland	146	268.8	252.3	405.3	459.9	414.8	459.1	36.2	44.9	38.5	36.9	31.7	33.7
Taiwan Prov. of China	528	6.6	4.4	6.0	7.9	6.7	7.8	19.3	17.6	30.1	29.5	23.8	27.1
United Kingdom	112	260.6	246.4	228.4	290.1	192.5	271.1	170.7	181.5	190.9	241.8	215.3	209.9
United States	111	883.5	938.5	1,095.1	962.1	745.3	930.5	254.0	310.6	382.0	417.4	348.5	382.0
Emerg. & Dev. Economies	200	5,294.4	7,620.3	6,426.2	5,247.1	4,657.5	5,246.9	6,454.4	9,011.7	6,860.6	5,131.7	4,357.5	4,690.1
Emerg. & Dev. Asia	505	1,007.1	1,062.4	1,556.0	1,359.4	1,314.4	1,388.7	1,957.4	2,394.1	2,121.6	2,073.1	1,782.7	1,868.4
Bangladesh	513	11.6	28.6	45.6	40.0	38.5	41.4	24.9	21.4	10.6	14.1	13.4	12.4
Cambodia	522	0.0	0.0	0.0	2.7	2.3	1.0	1.4	1.3	1.2
China,P.R.: Mainland	924	109.3	152.4	143.6	95.2	84.4	94.4	713.5	1,460.9	976.7	1,113.8	984.5	1,001.2
India	534	356.3	251.1	547.4	495.7	516.1	516.5	389.3	324.0	555.5	365.7	295.4	335.7
Indonesia	536	65.2	79.7	231.1	73.6	34.9	64.0	85.4	43.9	87.6	79.6	69.0	64.5
Kiribati	826	0.5	0.0	0.1	0.0	0.0	0.0
Lao People's Dem.Rep	544	0.1	0.0	0.1	0.0	0.0	0.0
Malaysia	548	338.9	354.9	359.3	282.6	254.0	279.0	52.8	85.8	47.7	68.3	61.6	59.7
Maldives	556	0.1
Marshall Islands	867	0.4	0.5	0.4	0.0	0.0	0.0
Mongolia	948	0.0	0.9	0.9	0.9
Myanmar	518	0.5	51.6	10.8	30.7	12.6	7.0	11.5
Nepal	558	0.0	0.1	0.0	0.0	0.0
Palau	565	0.1	0.2	0.1
Papua New Guinea	853	0.1	0.0
Philippines	566	2.5	4.5	4.5	0.7	0.6	0.7	4.4	6.3	3.2	3.3	2.9	3.0
Sri Lanka	524	0.4	0.0	0.3	1.1	1.3	1.1	1.6	2.2	1.9	1.6	1.4	1.3
Thailand	578	8.7	15.2	15.4	12.1	10.9	12.2	287.5	262.1	240.8	229.7	182.2	211.1

Côte d'Ivoire (662)

In Millions of U.S. Dollars

		Exports (FOB)						Imports (CIF)					
		2012	2013	2014	2015	2016	2017	2012	2013	2014	2015	2016	2017
Tuvalu	869	0.0	0.2	0.1	0.1	0.1
Vanuatu	846	0.9	1.4	1.5	1.7	1.4	0.7	120.4	0.0	0.0	0.0
Vietnam	582	111.9	174.4	203.4	352.2	368.4	374.3	223.0	174.1	165.8	159.7	140.6	143.4
Asia n.s.	598	0.4	0.2	3.7	3.8	3.3	3.8	0.1	0.0	0.0	22.5	22.5	22.5
Europe	170	268.7	304.7	407.5	382.4	329.8	379.6	212.9	255.3	258.9	276.0	249.0	247.6
Emerg. & Dev. Europe	903	256.3	298.0	403.4	377.1	324.7	374.6	128.8	139.1	155.0	180.4	158.2	160.3
Albania	914	0.2	0.2	0.1	0.2	0.2	0.2	0.1	0.2	0.2	0.4	0.4	0.4
Bosnia and Herzegovina	963	0.0	0.0	0.0	0.1	0.0	0.0	0.1	0.1	0.0
Bulgaria	918	2.8	2.9	29.0	20.7	21.9	21.4	2.1	1.4	2.6	1.5	1.5	1.4
Croatia	960	2.3	1.7	0.7	0.7	0.7	0.7	7.5	5.3	1.8	9.9	7.4	4.2
Faroe Islands	816	0.1	0.1	0.1	1.5	5.0	3.2	1.7	1.4	1.6
Gibraltar	823	8.5	7.7	29.5	0.1	0.1	0.1	0.0	16.3	16.3	16.3
Hungary	944	0.4	0.4	0.0	0.0	0.0	5.3	10.8	8.1	12.4	11.3	10.6
Macedonia, FYR	962	0.0	0.0	0.3	0.1	0.3	0.2	0.3
Poland	964	119.3	146.2	152.9	117.5	85.7	113.1	26.0	28.8	29.2	25.4	21.8	23.0
Romania	968	11.0	8.0	9.1	6.7	3.9	6.1	12.7	15.3	21.9	11.6	9.3	10.6
Serbia, Republic of	942	0.6	0.7	0.6	0.5	0.6	0.5
Turkey	186	112.1	130.9	181.8	230.6	211.4	232.2	73.5	72.1	87.9	100.2	87.9	91.3
CIS	901	12.5	6.7	4.0	5.3	5.1	5.0	84.1	116.2	103.9	95.6	90.7	87.3
Belarus	913	4.3	2.1	11.4	20.9	12.8	29.6	28.9	28.1
Georgia	915	0.3	0.3	2.6	2.6	2.6	0.0	0.0	0.0	0.1	0.1	0.1
Kazakhstan	916	0.1	0.1	0.0	0.0	0.0
Kyrgyz Republic	917	0.0	0.0	0.5	1.4	0.0	0.0	0.0
Moldova	921	0.0	0.5	0.3	0.6	0.5	0.4	0.4
Russian Federation	922	2.1	3.1	3.1	2.6	2.4	2.3	25.3	46.8	63.4	48.2	45.8	43.1
Ukraine	926	5.7	1.1	0.6	0.1	0.1	0.1	46.9	47.6	25.7	17.1	15.4	15.5
Uzbekistan	927	0.4	0.0	0.0	0.0	0.0
Europe n.s.	884	0.0	0.0	0.0	0.0	0.1	0.1	0.1
Mid East, N Africa, Pak	440	195.7	202.0	180.0	133.9	120.6	132.4	442.2	496.8	660.6	645.4	564.2	599.7
Afghanistan, I.R. of	512	0.0	0.0	0.0	0.0	0.2	0.0	0.0	0.0
Algeria	612	112.6	128.4	87.6	77.5	73.4	77.1	10.8	0.8	6.5	12.3	20.0	20.0
Bahrain, Kingdom of	419	0.5	1.2	1.9	0.4	0.4	0.4	0.0	0.0	0.2	0.6	0.6	0.6
Djibouti	611	2.3	0.1	0.1	0.2	0.2	0.2	0.0	0.0	0.0	0.0
Egypt	469	4.2	2.3	4.3	5.7	4.7	5.6	33.5	41.9	38.1	45.6	41.5	41.4
Iran, I.R. of	429	0.0	1.6	0.4	0.2	0.1	0.1	11.2	2.6	1.7	0.9	0.7	0.8
Jordan	439	0.2	0.5	10.1	0.1	0.1	0.1	2.1	4.2	3.3	1.8	1.2	1.6
Kuwait	443	0.0	0.1	2.8	0.0	0.1	0.0	7.8	3.0	0.4	3.1	3.1	3.1
Lebanon	446	17.7	3.6	6.1	4.6	3.9	4.6	23.4	28.6	27.3	22.8	18.4	20.9
Libya	672	0.6	0.7	0.1	0.0	0.0	0.0	0.1	0.3	2.2	4.2	4.2	4.0
Mauritania	682	11.5	11.0	9.6	7.8	6.9	7.8	120.4	81.2	143.5	86.5	71.5	79.1
Morocco	686	16.1	14.0	21.6	10.8	9.3	10.7	77.5	142.0	172.2	205.8	176.2	188.6
Oman	449	0.0	0.4	0.5	0.4	3.2	3.5	3.4	1.6	1.1	0.6
Pakistan	564	0.9	3.1	2.8	4.4	2.8	4.0	28.5	33.6	35.9	60.0	57.6	55.9
Qatar	453	1.2	0.5	0.9	0.5	0.4	0.5	16.6	22.6	28.4	31.0	28.0	28.1
Saudi Arabia	456	3.9	4.3	2.5	0.7	0.7	0.7	39.1	51.7	93.4	78.2	63.0	71.8
Somalia	726	0.0	0.2	3.2	2.9	3.0
Sudan	732	0.0	0.1	7.3	0.2	0.2	0.2	0.4	0.0	0.0
Syrian Arab Republic	463	1.0	0.0	0.1	0.3	0.3	0.3	1.6	0.4	0.2	0.1	0.1	0.1
Tunisia	744	11.7	22.3	8.7	5.0	4.2	4.9	32.5	33.8	53.5	40.8	34.0	37.3
United Arab Emirates	466	11.1	8.2	12.9	15.0	12.2	14.7	33.1	46.0	50.1	46.9	40.0	42.7
Yemen, Republic of	474	0.0	0.0	0.0	0.0	0.0	0.5	0.7	0.1	0.1	0.1
Sub-Saharan Africa	603	3,623.6	5,936.6	4,104.8	3,194.0	2,730.3	3,168.4	2,920.6	4,086.0	2,875.4	1,845.8	1,489.6	1,717.2
Angola	614	81.4	10.8	11.5	18.8	28.0	28.8	7.0	645.4	10.9	15.3	11.5	6.6
Benin	638	138.0	67.4	71.3	66.6	56.2	65.9	13.6	13.1	12.3	8.5	7.5	7.3
Burkina Faso	748	379.8	485.0	575.6	535.3	457.3	530.9	23.7	32.3	16.5	6.1	5.6	5.6
Burundi	618	0.3	0.0	0.0	0.0	0.0	0.0	0.0	0.0
Cabo Verde	624	2.1	0.2	8.4	0.3	0.2	0.3	0.0	0.0	0.0	0.0
Cameroon	622	125.0	149.2	134.0	81.9	53.7	78.7	3.3	4.4	1.7	7.6	7.0	6.9
Central African Rep.	626	2.4	3.3	3.6	2.6	2.2	2.6	0.0	0.0	0.0	0.0	0.0	0.0
Chad	628	4.7	9.6	5.2	5.3	4.8	5.3	0.0	0.0	0.0	0.0	0.0	0.0

Côte d'Ivoire (662)

In Millions of U.S. Dollars

		Exports (FOB)						Imports (CIF)					
		2012	2013	2014	2015	2016	2017	2012	2013	2014	2015	2016	2017
Comoros	632	0.2	0.3	0.0	0.0	0.0	0.0	0.0
Congo, Dem. Rep. of	636	52.6	110.3	124.6	53.7	45.6	53.2	0.8	0.2	0.2	0.2	0.2	0.2
Congo, Republic of	634	24.8	67.9	67.5	43.7	15.0	35.1	28.7	0.3	0.8	2.1	1.8	0.9
Equatorial Guinea	642	110.8	97.7	105.9	54.1	43.9	54.3	23.5	88.3	58.5	36.2	44.9	46.8
Eritrea	643	0.0	0.1	0.2	0.2	0.2	0.1	0.0	0.0	0.0	0.0
Eswatini, Kingdom of	734	0.1	0.5	0.4	0.5	0.3	0.1	0.2	0.0	0.0	0.0
Estonia	939	175.9	176.9	173.2	158.9	136.9	157.8	3.3	1.2	0.6	0.8	0.8	0.8
Ethiopia	644	1.3	0.2	0.1	0.8	0.8	0.8	0.1	0.0	0.2	0.5	0.4	0.4
Gabon	646	33.5	911.9	19.1	20.9	19.6	21.0	0.4	2.3	1.3	2.0	3.0	3.0
Gambia, The	648	19.7	15.7	13.5	6.4	5.5	6.3	0.0	0.1	0.2	0.1	0.1	0.1
Ghana	652	429.4	1,899.7	460.5	461.3	399.9	459.2	58.0	77.2	67.6	54.0	43.2	49.6
Guinea	656	89.4	91.3	56.0	28.8	19.1	27.0	0.2	44.1	2.4	2.4	4.0	4.0
Guinea-Bissau	654	0.6	0.3	0.9	0.7	0.6	0.3	0.0	5.1	2.7	3.3	2.8
Kenya	664	2.8	1.7	1.7	3.3	3.0	2.7	2.4	1.3	1.7	1.7	1.5	1.2
Liberia	668	91.8	52.5	93.4	34.6	29.4	34.3	10.8	2.0	0.4	0.0	0.0	0.0
Madagascar	674	0.3	0.2	0.2	0.7	0.7	0.7	0.1	1.2	1.6	0.9	0.8	0.8
Malawi	676	0.2	2.7	1.6	1.3	1.0	0.0	0.0	0.0
Mali	678	294.9	365.2	369.4	487.6	455.0	489.6	10.4	8.0	6.2	3.2	2.6	3.0
Mauritius	684	0.5	0.5	3.1	3.3	1.7	2.9	1.1	1.2	1.3	0.7	0.6	0.3
Mozambique	688	0.4	0.9	1.1	1.0	1.3	1.4	0.1	0.0	0.3	0.3	0.3
Namibia	728	1.9	0.4	0.6	4.6	5.0	4.9	0.5	4.2	0.2	4.5	4.5	4.5
Niger	692	63.7	55.5	84.4	76.5	52.3	74.5	3.7	1.8	5.1	5.6	8.9	9.0
Nigeria	694	863.7	893.9	608.4	473.4	373.2	462.7	2,490.1	2,899.3	2,438.4	1,444.2	1,110.0	1,332.3
Senegal	722	219.1	134.4	150.2	116.5	95.8	114.6	68.8	97.4	95.6	122.1	111.3	110.6
Seychelles	718	0.1	0.0	0.1	0.0	0.1	0.0	0.4	0.4	0.4
Sierra Leone	724	56.8	32.0	22.9	43.7	41.0	43.4	2.6	0.3	0.0	2.1	2.1	2.0
South Africa	199	395.3	355.3	917.2	320.0	280.4	319.1	121.4	113.8	122.2	102.9	89.4	93.2
Tanzania	738	0.5	0.1	1.3	0.2	0.1	0.1	3.8	11.5	12.6	0.1	0.0	0.0
Togo	742	123.0	105.6	186.8	241.6	234.9	242.5	37.2	23.8	11.1	19.3	24.6	25.6
Uganda	746	2.0	2.1	4.3	3.1	2.7	3.1	3.6	0.1	0.0	0.0	0.0	0.0
Zambia	754	1.2	0.8	1.5	1.6	0.6	1.3	0.7	4.3	1.7	0.0	0.0	0.0
Zimbabwe	698	0.2	0.3	0.3	0.5	0.3	0.4	2.1	1.3	3.3	0.0	0.0	0.0
Africa n.s.	799	9.3	11.9	0.0	0.0	0.0
Western Hemisphere	205	199.2	114.6	177.8	177.4	162.3	177.8	921.3	1,779.4	944.1	291.4	272.0	257.0
Antigua and Barbuda	311	0.2	0.0	0.0	0.0	0.0	0.0	0.0	0.0	0.0	0.0	0.0
Argentina	213	2.0	1.9	1.1	1.5	1.6	1.6	41.7	11.8	13.7	34.0	30.6	28.1
Aruba	314	0.4	0.4	0.4
Bahamas, The	313	0.2	1.1	8.8	0.3	0.3	0.3	0.0	1,464.5	569.7
Barbados	316	0.1	0.1	0.2	0.1	0.1	0.1	0.0	1.1
Belize	339	0.1	0.2	0.0	0.7	0.7	0.8	11.8	20.0	8.5	23.9	21.1	21.6
Bolivia	218	0.0	0.0	0.0	0.2	0.2	0.2
Brazil	223	126.7	31.2	58.6	60.8	57.3	61.5	88.9	81.2	72.5	42.1	36.9	36.4
Chile	228	0.3	2.5	2.1	2.5	3.0	1.1	1.3	0.7	0.6	0.6
Colombia	233	0.0	0.1	8.4	24.3	20.7	24.1	361.0	166.6	195.0	144.6	136.5	123.5
Costa Rica	238	0.0	0.1	0.0	0.0	0.0	0.2	0.3	0.6	0.2	0.2	0.2
Curacao	354	0.2	0.2	0.2	4.6	5.4	4.6
Dominican Republic	243	0.5	2.6	1.9	1.3	1.2	1.3	0.0	0.0	0.2	0.1	0.1	0.1
Ecuador	248	1.2	2.7	2.0	0.8	0.8	0.8	3.3	1.1	63.1	0.8	0.6	0.7
El Salvador	253	0.1	0.0	0.1	0.0
Falkland Islands	323	5.1	6.1	5.2	0.0	0.0	0.0	0.0	0.0
Greenland	326	0.0	0.3	0.3	0.3
Guatemala	258	0.0	0.0	0.0	0.0	7.0	0.0	0.5	0.5	0.5
Haiti	263	0.3	0.3	1.3	0.8	0.7	0.8	0.0	0.0	0.0	0.0	0.0	0.0
Honduras	268	0.0	0.0	0.0	0.2	0.2	0.2
Jamaica	343	0.3	0.1	0.2	0.2	0.1	0.1	0.0	0.0	0.0	0.0	0.0
Mexico	273	64.2	70.6	82.8	73.2	65.3	73.0	7.0	11.0	12.5	10.4	8.4	9.6
Netherlands Antilles	353	0.0	0.2	7.6	0.0
Panama	283	1.6	0.8	1.7	0.4	0.3	0.4	0.1	0.0	0.1	0.1	0.2	0.2
Paraguay	288	0.6	3.6	5.2	1.0	1.0	1.0
Peru	293	0.6	0.4	0.6	0.5	0.5	0.5	3.8	0.3	0.4	0.2	0.1	0.1

Côte d'Ivoire (662)

In Millions of U.S. Dollars

		Exports (FOB)						Imports (CIF)					
		2012	2013	2014	2015	2016	2017	2012	2013	2014	2015	2016	2017
St. Vincent & Grens.	364	0.7	1.7	2.4	4.3	3.9	4.3	0.0	0.0	0.0
Trinidad and Tobago	369	0.0	0.1	0.1	0.1	7.5	3.6	0.0	8.2	8.2	8.2
Uruguay	298	0.2	0.1	0.0	0.1	0.1	0.1	2.1	5.8	1.1	3.1	4.6	4.7
Venezuela, Rep. Bol.	299	0.0	0.1	0.1	0.1	0.1	0.0	0.0	0.0	15.8	15.8	15.8
Western Hem. n.s.	399	0.3	0.0	390.2	0.3	0.1	0.0	0.0	0.0
Other Countries n.i.e	910	0.0	0.6	0.8	0.7	0.7	0.6	0.6	0.4	0.7	0.7
Cuba	928	0.1	0.2	0.2	0.0	0.0	0.0	0.0	0.0	0.0
Korea, Dem. People's Rep.	954	0.0	0.5	0.6	0.5	0.7	0.5	0.5	0.4	0.6	0.6
Special Categories	899	0.0	8.0	7.5	10.8	9.2	10.7	2.7	3.9	1.4	0.8	1.3
Countries & Areas n.s.	898	114.3	102.4	121.7	144.4	122.6	143.0	290.2	19.0	299.7	318.7	403.1	419.1
Memorandum Items													
Africa	605	3,777.9	6,112.4	4,239.8	3,295.5	2,824.6	3,269.3	3,162.2	4,343.8	3,251.3	2,194.5	1,794.2	2,045.3
Middle East	405	40.5	23.1	42.3	27.9	23.5	27.4	172.1	205.4	248.6	236.8	202.0	215.8
European Union	998	3,855.8	4,520.9	4,525.6	5,007.2	4,048.8	4,933.8	2,460.0	2,927.9	2,976.6	3,165.9	2,723.6	2,853.0
Export earnings: fuel	080	1,252.2	2,142.9	940.4	738.9	596.5	728.6	3,069.4	3,984.9	3,017.6	1,896.5	1,539.1	1,752.9
Export earnings: nonfuel	092	9,609.5	11,607.4	11,869.0	11,161.0	9,467.0	11,064.1	6,900.3	8,736.4	8,052.0	7,665.2	6,786.5	7,104.2

Croatia (960)

In Millions of U.S. Dollars

		Exports (FOB)						Imports (CIF)					
		2012	2013	2014	2015	2016	2017	2012	2013	2014	2015	2016	2017
IFS World		12,346.0	11,920.9	13,601.6	12,679.0	13,586.4	15,687.0	20,769.8	20,948.3	22,406.0	20,343.1	21,603.0	24,281.5
World	001	12,369.8	12,667.2	13,835.3	12,924.9	13,812.5	16,068.9	20,838.0	22,010.4	22,809.4	20,570.7	21,903.5	24,828.8
Advanced Economies	110	7,325.9	7,931.7	8,622.9	8,338.9	9,100.5	10,473.6	13,168.5	13,960.3	15,681.7	14,174.1	15,272.1	16,911.6
Euro Area	163	6,175.7	6,660.5	7,382.7	7,097.7	7,577.7	8,563.6	10,643.8	11,774.1	13,870.4	12,612.3	13,301.7	14,909.1
Austria	122	807.9	796.1	838.4	836.8	873.4	992.7	938.2	1,431.6	1,965.8	1,873.6	1,739.8	1,866.5
Belgium	124	136.7	115.5	183.6	169.5	144.9	276.5	280.8	297.3	382.7	359.4	410.7	529.9
Cyprus	423	13.9	10.5	13.7	13.0	16.0	56.0	18.7	13.8	15.8	9.5	9.9	6.9
Estonia	939	6.7	6.1	6.5	10.1	11.9	16.2	6.9	8.8	4.9	3.2	4.6	4.7
Finland	172	30.3	23.8	32.4	23.7	23.7	37.5	104.5	52.9	39.4	31.1	37.7	37.4
France	132	184.0	219.4	305.1	300.2	319.7	393.2	649.2	545.9	528.8	473.7	529.9	607.2
Germany	134	1,260.7	1,493.5	1,540.9	1,445.4	1,608.3	1,952.5	2,645.1	3,049.6	3,444.7	3,183.1	3,518.4	3,798.2
Greece	174	93.1	116.7	155.7	78.9	58.4	72.1	52.5	84.0	122.3	90.9	108.2	97.2
Ireland	178	10.0	13.1	17.8	26.4	37.4	50.4	94.1	77.5	54.1	54.1	63.8	69.5
Italy	136	1,892.9	1,851.0	1,911.9	1,710.5	1,862.9	2,165.1	3,515.1	3,215.5	3,245.9	2,695.8	2,755.6	3,174.6
Latvia	941	6.2	6.7	12.8	14.7	16.0	15.8	4.7	5.3	5.8	6.3	8.2	10.4
Lithuania	946	10.6	12.3	19.3	23.5	36.0	30.3	21.2	14.4	14.8	23.9	26.0	29.2
Luxembourg	137	109.2	103.9	22.2	79.2	7.2	38.0	10.2	19.9	19.4	11.0	13.7	15.4
Malta	181	157.8	139.9	105.5	66.2	30.3	81.2	55.7	7.2	5.3	2.1	8.1	5.7
Netherlands	138	207.3	184.0	218.6	260.5	358.3	186.2	434.1	593.4	783.7	776.3	856.6	959.6
Portugal	182	7.2	14.0	55.4	53.6	56.2	65.7	34.0	27.0	21.6	17.5	26.8	33.4
Slovak Republic	936	123.3	171.5	201.5	195.4	194.8	186.1	201.7	273.2	381.3	386.0	357.7	464.7
Slovenia	961	1,064.2	1,308.8	1,563.0	1,570.0	1,703.0	1,702.6	1,218.1	1,707.5	2,463.2	2,186.1	2,385.0	2,657.8
Spain	184	53.7	73.6	178.7	220.1	219.4	245.5	358.9	349.1	371.0	428.7	441.2	540.9
Australia	193	25.1	16.2	14.8	17.6	26.3	23.1	5.6	5.5	3.4	2.6	1.6	4.5
Canada	156	65.9	43.9	33.3	31.1	41.3	56.8	32.4	47.0	15.9	13.3	13.3	18.3
China,P.R.: Hong Kong	532	5.1	5.8	9.5	8.7	35.8	42.0	12.6	9.8	11.3	3.8	6.3	13.4
China,P.R.: Macao	546	0.0	0.0	0.0	0.0	0.0	0.0	0.3	0.1	0.0	0.0	0.3	0.5
Czech Republic	935	134.5	175.9	211.1	165.9	195.7	279.5	376.7	516.0	526.9	432.3	458.9	607.8
Denmark	128	41.6	40.7	44.6	69.7	41.0	53.2	120.0	181.8	135.6	144.7	146.9	225.1
Iceland	176	2.5	1.4	0.8	1.3	3.2	2.5	5.2	3.3	1.9	1.5	0.6	1.4
Israel	436	9.4	22.8	35.6	69.4	64.1	71.2	43.1	30.9	21.2	15.5	18.4	16.0
Japan	158	66.0	58.9	48.0	49.5	35.7	56.0	182.1	119.6	26.6	29.0	36.0	30.8
Korea, Republic of	542	7.3	12.5	6.9	7.4	17.7	64.5	138.0	98.3	103.6	136.2	452.3	216.6
New Zealand	196	1.3	0.7	0.7	0.8	1.5	1.9	6.8	4.1	2.7	2.5	4.6	2.7
Norway	142	56.1	62.5	72.7	56.6	62.1	76.4	48.6	51.3	21.3	16.4	22.6	23.6
San Marino	135	0.1	0.1	0.0	0.0	0.0	0.0	1.4	0.5	0.1	0.3	0.5	0.9
Singapore	576	5.7	4.3	4.5	3.3	10.0	10.7	14.7	11.5	4.1	4.2	6.1	5.5
Sweden	144	59.7	76.9	100.0	77.9	139.5	134.3	221.6	163.4	152.7	120.2	145.1	143.8
Switzerland	146	104.3	146.9	162.9	148.0	147.1	179.9	465.9	244.8	248.4	184.4	185.3	194.3
Taiwan Prov.of China	528	10.7	4.7	4.9	7.1	6.5	4.9	80.2	58.1	43.4	41.4	28.3	34.9
United Kingdom	112	193.7	272.9	200.7	228.6	191.9	238.6	305.3	270.9	290.3	231.1	234.8	301.7
United States	111	361.4	324.2	289.2	298.4	503.3	614.5	464.4	369.0	201.8	182.4	208.6	160.6
Vatican	187	0.0	0.0	0.1	0.0	0.0
Emerg. & Dev. Economies	200	5,041.9	4,661.1	5,176.1	4,560.9	4,682.7	5,573.7	7,668.4	7,902.5	6,818.4	6,141.7	6,429.1	7,633.5
Emerg. & Dev. Asia	505	134.5	188.5	138.4	202.4	212.5	255.2	1,951.3	1,635.1	815.5	809.9	884.9	1,106.5
Bangladesh	513	3.8	5.1	7.3	6.5	5.4	4.0	66.8	44.0	15.2	14.3	14.6	15.1
Cambodia	522	0.0	0.0	0.0	0.0	0.0	12.1	10.6	5.8	5.4	6.4	20.4
China,P.R.: Mainland	924	45.8	76.2	67.7	77.8	84.3	142.0	1,487.2	1,260.2	587.8	581.7	659.7	799.1
Fiji	819	0.1	0.0	0.0	0.0
F.T. French Polynesia	887	0.0	0.0	0.0	0.0	0.0	0.1	0.0	0.0	0.0
F.T. New Caledonia	839	0.0	0.0	1.2	0.0	0.1	0.0	0.0	0.0
India	534	21.3	9.1	17.9	19.3	12.2	17.8	155.8	142.6	117.5	133.3	111.8	142.1
Indonesia	536	9.5	7.9	8.5	5.7	15.4	16.9	45.1	25.6	14.8	14.1	28.1	26.5
Kiribati	826	0.0	0.0	0.2	0.0	0.0	0.0	0.0
Lao People's Dem.Rep	544	0.0	0.0	0.0	0.0	0.2	0.5	0.2	0.0	0.0	0.0	0.1
Malaysia	548	3.5	4.1	2.8	4.6	15.2	11.5	50.3	33.0	14.4	11.7	10.9	11.4
Maldives	556	0.0	0.0	0.0	0.1	0.6	0.9	0.1	0.0	0.0
Marshall Islands	867	30.1	61.7	0.5	61.1	43.6	15.2	0.1	0.0	0.0	0.0	14.6
Micronesia	868	0.1	0.0	0.1
Mongolia	948	0.0	0.3	0.0	0.1	0.1	0.2	0.0	0.0	0.0	0.0

Croatia (960)

In Millions of U.S. Dollars

		Exports (FOB)						Imports (CIF)					
		2012	2013	2014	2015	2016	2017	2012	2013	2014	2015	2016	2017
Myanmar	518	0.9	0.1	0.7	0.9	0.4	1.2	0.9	0.4	1.5	1.0	1.4	2.2
Nepal	558	0.0	0.0	0.0	0.6	0.0	0.1	0.5	0.3	0.2	0.1	0.1	0.2
Papua New Guinea	853	0.0	0.1	0.0	0.0	0.2	0.1	0.1	0.2	0.3	0.2
Philippines	566	10.9	10.5	5.7	6.7	2.0	10.2	8.0	4.5	1.3	2.2	2.0	2.4
Solomon Islands	813	0.0	0.4	0.0	0.0	0.0	0.0	0.0
Sri Lanka	524	0.4	0.2	4.0	0.1	0.1	0.4	10.9	5.9	2.8	1.9	1.7	1.7
Thailand	578	3.0	3.7	6.4	2.5	6.8	6.1	48.4	42.2	25.8	20.3	20.2	35.5
Vanuatu	846	0.0	0.0	0.0	0.4	0.0	0.0
Vietnam	582	5.2	9.5	14.8	16.4	26.3	27.7	64.3	65.5	28.2	23.8	27.6	35.1
Asia n.s.	598	0.1	0.0	0.0	0.0	0.0	0.0	0.0	0.0	0.0	0.0
Europe	170	3,934.6	3,787.0	4,320.1	3,680.7	3,749.4	4,466.8	5,017.0	5,634.1	5,460.5	4,765.3	4,900.3	5,819.9
Emerg. & Dev. Europe	903	3,365.5	3,318.2	3,774.2	3,354.7	3,445.1	4,190.5	2,909.6	3,335.6	3,854.7	3,857.4	4,183.8	5,022.8
Albania	914	74.7	71.5	78.8	79.0	56.8	68.6	5.4	4.6	3.7	3.9	5.4	7.0
Bosnia and Herzegovina	963	1,577.6	1,559.3	1,640.2	1,264.1	1,263.9	1,575.3	728.5	754.4	629.4	575.8	660.1	819.4
Bulgaria	918	38.9	50.1	59.5	75.2	77.0	85.2	114.5	76.6	124.0	106.3	186.4	153.6
Faroe Islands	816	0.0	0.0	0.0	0.0	0.1	0.0
Gibraltar	823	30.8	37.5	14.3	27.1	117.3	125.4	0.0	0.0	2.7	1.3	0.0	0.1
Hungary	944	313.2	306.2	476.4	460.9	522.7	532.8	636.3	1,066.1	1,492.5	1,589.6	1,551.5	1,875.6
Kosovo	967	87.7	91.7	93.5	75.2	74.7	71.6	2.8	3.2	3.2	3.5	2.8	2.0
Macedonia, FYR	962	124.8	126.7	138.8	125.1	135.7	137.0	111.3	105.1	93.4	82.7	90.9	85.5
Montenegro	943	188.0	141.3	171.6	147.7	158.8	197.3	59.5	5.8	12.1	4.7	5.6	6.3
Poland	964	126.3	143.5	187.2	196.4	185.2	225.8	434.3	491.4	564.1	577.4	667.0	880.8
Romania	968	112.8	110.0	116.0	145.6	121.8	170.3	179.6	169.4	188.2	176.5	166.8	200.7
Serbia, Republic of	942	537.4	507.6	676.8	626.6	581.1	762.8	362.2	395.4	485.9	484.9	574.8	672.8
Turkey	186	153.4	172.8	121.1	131.7	150.2	238.4	274.9	263.5	255.2	250.9	272.5	318.9
CIS	901	569.1	468.8	545.8	325.8	304.3	276.3	2,107.5	2,298.5	1,605.8	907.9	716.6	797.0
Armenia	911	0.3	0.6	1.0	2.7	19.7	2.9	1.4	0.3	0.1	0.1	0.1	0.1
Azerbaijan, Rep. of	912	59.8	5.0	15.1	5.7	1.6	0.8	423.7	291.0	338.0	389.8	241.6	253.0
Belarus	913	10.7	16.2	22.8	27.3	21.1	9.7	44.9	26.4	5.8	4.9	4.2	9.2
Georgia	915	1.8	10.8	8.6	0.9	1.7	6.1	0.3	0.6	0.4	0.1	0.1	0.2
Kazakhstan	916	15.0	23.4	35.5	13.5	9.8	16.6	4.3	447.9	68.0	0.1	93.1	164.4
Kyrgyz Republic	917	0.4	0.2	0.3	0.2	0.2	0.3	0.1	0.1	0.1	0.1	0.1	0.1
Moldova	921	1.6	2.7	3.6	1.9	4.0	2.4	4.3	2.9	2.4	1.6	2.3	2.5
Russian Federation	922	422.6	377.3	362.1	220.1	210.2	203.1	1,584.4	1,412.0	1,146.6	478.9	332.4	340.7
Tajikistan	923	0.1	0.2	0.1	0.0	0.0	0.0	2.5	0.3	0.1	0.0
Turkmenistan	925	0.4	0.3	39.7	39.3	2.3	1.2	0.0	0.1
Ukraine	926	53.2	30.1	56.9	13.2	33.2	33.0	40.9	116.3	44.2	32.2	42.6	26.9
Uzbekistan	927	3.0	1.8	0.2	0.8	0.4	0.2	0.4	0.6	0.0	0.1	0.1
Europe n.s.	884	0.0	0.2	0.0	0.0	0.0	0.0	0.0	0.0	0.0
Mid East, N Africa, Pak	440	581.9	495.8	534.9	508.4	606.6	646.0	164.5	228.6	236.9	329.6	446.6	594.8
Afghanistan, I.R. of	512	12.0	6.7	0.1	0.1	0.1	0.3	0.1	0.1	0.0	0.0	0.0	0.0
Algeria	612	50.3	19.7	62.0	48.1	47.2	33.4	7.6	3.7	3.9	5.9	4.4	4.4
Bahrain, Kingdom of	419	5.7	4.1	7.4	7.7	4.8	7.4	2.0	0.2	0.0	0.0	0.2	0.0
Djibouti	611	0.4	2.8	5.1	0.4	1.4	2.4	0.0	0.2
Egypt	469	84.1	63.8	115.0	141.4	144.8	169.9	11.6	11.2	11.7	13.4	49.6	13.0
Iran, I.R. of	429	25.7	14.2	11.2	3.7	4.4	6.3	2.3	1.2	1.1	0.7	0.6	62.6
Iraq	433	9.8	27.0	23.4	31.5	3.9	8.1	0.0	0.0	42.0	139.6	176.0	248.4
Jordan	439	7.9	45.8	3.5	6.3	7.8	19.6	0.3	0.2	1.8	0.2	4.3	7.4
Kuwait	443	0.8	3.9	4.5	10.4	13.4	6.8	3.9	1.2	0.0	0.0	0.0	0.0
Lebanon	446	83.8	37.8	56.0	63.8	69.0	55.9	0.0	0.2	0.3	0.1	0.1	0.5
Libya	672	30.1	39.6	29.3	20.5	11.1	8.8	3.4	73.0	68.9	30.1	86.6	132.2
Mauritania	682	0.0	0.0	0.0	0.1	0.0	0.2	0.0	0.1	0.0
Morocco	686	3.6	38.3	18.2	10.8	11.8	91.4	26.3	24.7	9.0	19.2	8.8	16.5
Oman	449	2.7	1.5	1.6	20.5	2.8	8.1	0.9	0.2	4.8	1.1	0.8	0.4
Pakistan	564	0.7	15.4	1.3	2.6	7.0	7.0	20.8	14.7	9.3	9.7	11.4	14.3
Qatar	453	28.4	28.4	26.3	23.4	55.9	63.2	5.1	6.1	5.0	3.7	5.6	1.0
Saudi Arabia	456	55.5	43.2	90.6	72.4	159.8	88.8	44.6	62.5	59.1	91.4	75.8	88.8
Somalia	726	0.2	0.0	1.8	1.4	0.3	0.0	0.0	0.0
Sudan	732	0.1	1.0	6.7	2.7	1.1	1.1	0.0	0.0	0.0	15.4
Syrian Arab Republic	463	0.4	10.8	0.2	0.6	0.2	2.5	7.1	0.1	0.0	0.0

Croatia (960)

In Millions of U.S. Dollars

		Exports (FOB)						Imports (CIF)					
		2012	2013	2014	2015	2016	2017	2012	2013	2014	2015	2016	2017
Tunisia	744	158.7	37.8	30.3	4.6	10.1	34.2	20.8	14.4	8.4	5.8	3.0	3.8
United Arab Emirates	466	20.9	54.1	41.9	34.9	48.1	29.7	7.8	14.8	11.4	8.8	3.7	1.3
West Bank and Gaza	487	0.0	0.0	0.1	0.3	0.6	0.0	0.0	0.0
Yemen, Republic of	474	0.0	0.1	0.1	0.2	0.5	0.0	0.0	0.0	0.0	0.0
Sub-Saharan Africa	603	129.2	112.0	76.1	49.4	71.6	54.8	125.2	81.3	140.2	65.9	8.4	17.2
Angola	614	0.3	0.5	16.2	0.2	0.1	0.3	0.0	0.0	0.0
Benin	638	0.2	0.4	0.0	0.0	0.1	0.1	0.0	0.0	0.1	0.0
Botswana	616	0.0	0.0	0.0	0.0	0.1	0.0	0.0
Burkina Faso	748	0.1	0.0	0.1	0.0	0.4	1.3	0.0	0.0	0.1
Cabo Verde	624	0.1	0.4	0.0	0.0	0.0	0.0	0.0
Cameroon	622	0.6	0.0	0.1	6.5	0.4	0.6	1.1	1.5	0.2	0.4	0.3	0.5
Central African Rep.	626	1.3	0.0	0.0	0.4	0.0	0.0	0.0
Comoros	632	0.0	0.0	0.1	0.0	0.0	0.0	0.0
Congo, Dem. Rep. of	636	0.0	0.3	0.0	0.0	0.6	0.3	0.0	0.0	0.0	0.0	0.1
Congo, Republic of	634	0.0	0.1	0.1	0.1	0.2	0.3	0.1	0.0	0.0	0.0	0.1	0.0
Côte d'Ivoire	662	1.7	1.6	1.6	5.9	0.6	0.8	0.8	0.4	0.0	0.1	0.2	0.5
Equatorial Guinea	642	0.4	0.4	0.0	0.1	0.0	0.0
Eritrea	643	0.0	0.0	0.0	0.1	1.0	0.0	0.0	0.0	0.0	0.0
Eswatini, Kingdom of	734	0.1	0.0	0.0	0.0	0.0	0.0
Estonia	939	6.7	6.1	6.5	10.1	11.9	16.2	6.9	8.8	4.9	3.2	4.6	4.7
Ethiopia	644	0.2	2.0	4.0	8.6	8.1	14.5	1.9	1.1	1.0	0.9	0.4	0.7
Gabon	646	0.1	0.1	0.2	0.3	0.2	0.4	0.1	0.0	0.0	0.0	0.0
Gambia, The	648	0.0	0.1	0.1	0.0	0.0	0.0	0.0
Ghana	652	0.5	0.5	0.7	0.3	0.3	1.4	6.9	3.0	0.1	0.0	0.1	0.0
Guinea	656	0.2	0.0	0.2	0.0	0.1	0.0	0.2	0.1	0.0	0.0	0.0
Guinea-Bissau	654	0.0	0.1	0.0	0.0
Kenya	664	0.3	8.0	0.5	2.7	6.6	11.3	0.7	0.4	0.1	0.0	0.1	0.1
Liberia	668	61.7	29.5	0.9	0.5	28.4	0.9	0.1	0.0	0.0	0.0
Madagascar	674	0.7	0.0	0.0	0.0	0.5	0.2	0.1	0.2	0.0	0.0
Malawi	676	0.0	0.0	0.0	2.3	0.7	0.0	0.8	0.0	0.1
Mali	678	0.0	0.2	0.0	0.0	0.3	0.1	0.0	0.1	0.0	0.0	0.0	0.0
Mauritius	684	1.0	0.4	0.8	0.4	0.1	0.1	1.1	0.7	0.5	0.4	0.5	0.3
Mozambique	688	9.9	3.6	0.3	0.4	0.3	0.0	0.0	0.0	0.1	1.5	1.1	3.4
Namibia	728	0.2	0.1	3.2	0.0	0.1	0.0	0.4	0.2	0.0	0.1	0.3	0.4
Niger	692	0.0	0.0	0.0	0.4	0.0	0.0	0.0	0.0
Nigeria	694	2.5	16.2	11.4	9.7	2.0	2.1	89.6	60.7	129.0	38.0	0.1	0.1
Rwanda	714	0.0	0.5	0.8	0.3	0.8	0.0	0.0	0.1
Senegal	722	0.1	0.1	0.1	0.4	0.0	0.3	1.8	0.2	0.0	0.0	0.0
Seychelles	718	0.5	0.0	0.4	0.4	0.1	0.2	0.0	0.0	1.7	0.0
Sierra Leone	724	2.6	1.7	0.1	0.0	0.3	0.2	0.0	0.0	0.0	0.0	0.0
South Africa	199	40.8	33.5	24.9	7.3	9.8	16.6	16.8	10.9	6.9	14.1	5.1	9.2
South Sudan, Rep. of	733	0.0	0.1	0.4	0.0
Tanzania	738	1.9	9.9	9.4	3.6	7.3	1.4	0.2	0.1	0.2	0.0	0.0	0.0
Togo	742	0.2	0.1	0.2	0.1	0.5	0.1	0.0	0.0	0.0
Uganda	746	0.0	0.0	0.0	0.0	0.0	0.1	0.3	0.8	0.1	0.0	0.0	0.0
Zambia	754	2.3	1.5	0.0	0.2	2.5	0.0	0.0	0.0	0.0	0.4	0.0	0.0
Zimbabwe	698	0.0	0.0	0.0	0.1	0.1	0.1	0.0	8.8	0.1	1.6
Western Hemisphere	205	261.8	77.8	106.6	120.0	42.5	150.8	410.3	323.4	165.4	171.0	188.9	95.2
Antigua and Barbuda	311	0.0	0.1	0.0	0.0	0.0	0.0	0.0
Argentina	213	2.8	1.7	0.6	1.4	2.5	1.2	15.9	56.8	26.5	38.9	23.5	8.8
Bahamas, The	313	8.1	0.0	0.1	0.0	0.4	0.1	8.0	0.0	0.0	0.0	0.0
Belize	339	1.0	1.8	1.4	0.5	0.0	0.0	1.8	0.0	0.0
Bolivia	218	0.1	0.0	0.1	0.0	0.0	0.1	0.2	0.1	0.0	0.1	0.1	0.1
Brazil	223	26.7	26.8	13.6	14.4	4.4	8.4	199.9	125.9	95.2	44.9	87.6	47.1
Chile	228	7.4	1.0	1.2	1.0	1.7	1.3	4.2	3.1	1.0	1.6	1.5	2.0
Colombia	233	0.6	26.6	54.2	38.2	2.3	0.2	46.1	60.8	6.5	14.6	22.0	7.8
Costa Rica	238	0.0	0.1	5.1	0.4	0.0	0.0	7.2	10.9	6.1	0.8	0.2	0.4
Curacao	354	0.0	0.0	0.1	0.0	0.0	0.0	0.0
Dominica	321	0.0	0.0	1.5	0.8	0.0
Dominican Republic	243	0.0	0.1	0.0	0.0	0.1	0.1	1.6	1.2	0.1	0.1	0.1	0.2

Croatia (960)

In Millions of U.S. Dollars

		Exports (FOB)						Imports (CIF)					
		2012	2013	2014	2015	2016	2017	2012	2013	2014	2015	2016	2017
Ecuador	248	0.0	0.3	0.6	2.4	0.2	0.2	35.6	27.0	18.7	14.7	17.6	13.8
El Salvador	253	0.1	0.2	0.2	0.3	0.1	10.4	0.1	0.0	0.0	0.0	0.0	0.0
Falkland Islands	323	7.9	4.4	0.8	0.0
Grenada	328	0.0	0.0	0.2	0.1	0.0
Guatemala	258	0.1	0.0	0.2	0.0	0.1	0.2	32.1	3.9	0.6	0.0	0.1	0.2
Guyana	336	0.0	0.0	0.1	0.0	1.3	1.3	1.1	1.5	0.0
Haiti	263	0.0	0.0	0.0	0.1	0.1	0.1	0.1	0.1	0.0	0.0	0.0	0.0
Honduras	268	0.0	0.0	1.5	2.3	0.0	0.1	0.3	0.6
Jamaica	343	0.1	0.0	0.0	0.0	0.1	0.0	0.2	0.1	0.0	0.0
Mexico	273	8.6	10.0	22.6	13.5	17.1	15.1	26.1	16.2	6.0	6.7	18.6	7.0
Netherlands Antilles	353	7.9	7.7
Nicaragua	278	0.0	0.0	0.0	0.0	0.1	0.0	0.0	0.0	0.0	0.0
Panama	283	0.5	1.7	1.9	0.3	1.0	0.1	5.8	3.1	0.4	0.0	0.1	0.1
Paraguay	288	0.0	0.0	0.0	0.0	0.0	0.5	0.1	0.1	0.0	0.0
Peru	293	4.1	3.7	1.8	0.3	5.3	1.0	1.9	1.5	0.3	0.3	0.3	0.2
Sint Maarten	352	0.0	0.1	0.0	0.2	0.0
St. Lucia	362	0.0	0.1	0.0	0.0	0.0	0.0
St. Vincent & Grens.	364	2.2	0.5	0.2	0.1	0.1	0.0	0.0	0.0	0.0	0.0	0.2
Suriname	366	0.0	0.1	0.1	0.0	0.0	0.0	0.0	0.0
Trinidad and Tobago	369	2.3	0.0	0.0	0.3	1.2	0.7	0.0	0.0	0.0	0.0	0.0	0.0
Uruguay	298	1.2	0.1	0.1	0.0	0.1	0.3	2.5	1.2	0.1	0.7	0.0	0.0
Venezuela, Rep. Bol.	299	0.4	0.1	0.2	0.0	1.9	1.4	3.8	0.3	0.0	0.0	1.7	4.9
Western Hem. n.s.	399	187.6	2.9	2.3	46.5	3.7	108.9	0.0	0.5	1.7	46.2	13.7	1.8
Other Countries n.i.e	910	2.0	2.5	1.6	1.9	2.6	2.9	1.1	1.0	20.5	47.2	10.7	26.7
Cuba	928	2.0	2.5	1.5	1.8	2.6	2.9	1.0	0.9	19.6	45.3	9.9	26.7
Korea, Dem. People's Rep.	954	0.0	0.1	0.1	0.1	0.1	0.9	2.0	0.8	0.0
Special Categories	899	35.2	10.2	11.1	8.3	7.8	0.0
Countries & Areas n.s.	898	36.7	24.5	12.0	18.4	11.0	146.7	288.8	207.6	191.7	256.9
Memorandum Items													
Africa	605	342.4	211.6	198.5	117.8	144.2	217.8	179.9	124.3	161.6	96.8	40.2	42.0
Middle East	405	355.9	374.2	411.2	437.1	526.7	475.7	88.9	170.8	206.2	289.0	403.5	555.8
European Union	998	7,196.3	7,836.6	8,778.2	8,517.9	9,052.5	10,283.4	13,032.0	14,709.8	17,344.9	15,990.4	16,859.1	19,298.3
Export earnings: fuel	080	734.5	685.9	833.9	603.2	584.3	488.3	2,265.5	2,462.7	1,903.1	1,217.4	1,062.5	1,324.2
Export earnings: nonfuel	092	11,635.3	11,981.3	13,001.4	12,321.6	13,228.3	15,580.6	18,572.5	19,547.7	20,906.3	19,353.2	20,841.0	23,504.6

Cuba (928)

In Millions of U.S. Dollars

		Exports (FOB)						Imports (CIF)					
		2012	2013	2014	2015	2016	2017	2012	2013	2014	2015	2016	2017
IFS World	
World	001	1,693.6	2,075.1	1,927.8	1,637.1	1,365.0	1,490.6	7,774.2	8,381.0	7,272.7	8,530.1	8,257.3	8,033.5
Advanced Economies	110	707.6	1,040.1	587.8	512.2	475.3	596.7	3,751.3	3,900.2	3,416.7	3,471.6	3,268.6	3,504.8
Euro Area	163	548.5	761.5	391.7	380.3	354.5	436.8	2,331.3	2,576.8	2,228.0	2,434.3	2,293.3	2,444.4
Austria	122	4.4	3.0	3.3	1.7	1.6	1.5	13.3	26.3	13.7	17.1	15.5	26.2
Belgium	124	134.1	226.9	80.1	82.3	50.4	53.7	37.4	50.3	60.3	62.9	48.5	76.6
Cyprus	423	38.3	41.7	36.6	38.3	38.8	39.0	0.0	10.6	2.0	0.0
Estonia	939	12.1	16.5	10.5	10.5	10.5	10.5	1.6	1.3	2.5	2.0	4.5	6.6
Finland	172	0.1	34.3	29.8	21.6	0.0	16.5	7.9	7.3	2.6	8.1	14.2	3.7
France	132	49.9	35.5	19.3	25.5	29.0	38.3	419.8	481.2	309.8	242.4	211.1	294.4
Germany	134	37.6	57.3	30.0	27.5	38.3	64.0	251.2	263.9	272.6	305.0	282.1	293.9
Greece	174	0.2	0.2	0.2	0.2	0.2	0.2	1.0	1.7	1.9	2.4	8.4	6.1
Ireland	178	0.1	0.2	0.2	0.2	0.3	0.3	1.1	1.4	1.3	6.7	9.7	1.7
Italy	136	49.0	77.1	23.1	20.1	17.7	18.9	372.2	417.3	357.8	429.7	405.6	387.5
Latvia	941	1.3	0.0	0.0	0.1	0.0	0.2
Lithuania	946	11.4	12.5	33.7	7.5	2.0	20.5
Netherlands	138	13.7	8.4	7.3	7.4	3.2	1.9	78.7	74.7	73.3	86.3	91.0	90.3
Portugal	182	21.9	22.6	10.9	15.7	27.5	11.2	80.3	65.1	63.2	71.7	77.4	71.3
Slovak Republic	936	0.1	0.1	0.1	0.1	0.1	0.4	10.6	4.8	11.7	15.3	13.4	42.3
Slovenia	961	0.1	0.1	0.1	0.1	0.1	0.0	0.6	1.4	1.7	1.8	2.2	0.7
Spain	184	187.1	237.6	140.1	128.9	136.9	180.2	1,042.8	1,167.5	1,011.3	1,175.2	1,105.6	1,122.5
Australia	193	2.5	2.8	3.0	3.6	3.1	3.6	10.7	3.3	5.1	0.7	3.9	0.9
Canada	156	19.3	17.3	18.2	14.6	10.5	14.6	423.4	456.7	407.2	387.2	321.8	313.6
China,P.R.: Hong Kong	532	30.3	31.0	41.7	29.0	33.6	41.4	3.1	5.6	7.6	3.5	3.5	3.6
Czech Republic	935	1.4	1.8	1.0	1.5	1.4	1.6	59.7	38.1	37.6	42.4	26.9	28.0
Denmark	128	0.4	0.4	0.5	0.2	0.2	0.1	13.8	15.0	14.5	11.2	13.0	12.3
Iceland	176	0.0	0.0	0.0	2.6	1.3	0.9	0.7	1.9	0.4
Israel	436	1.5	1.5	1.5	1.5	1.5	1.5	21.0	21.0	21.0	21.0	21.0	21.0
Japan	158	9.2	9.2	11.7	11.9	9.9	8.5	32.2	44.6	56.9	51.1	64.4	60.2
Korea, Republic of	542	3.4	10.9	13.4	6.8	6.8	4.2	97.3	75.7	73.0	67.4	61.3	93.7
New Zealand	196	0.1	0.1	0.1	0.1	0.1	0.1	20.6	59.5	64.4	69.2	29.7	43.8
Norway	142	0.3	0.6	0.3	0.3	0.3	0.3	14.5	1.8	2.9	3.4	0.6	0.9
Singapore	576	1.8	0.9	0.6	0.8	0.3	0.5
Sweden	144	5.4	2.3	1.4	1.9	2.0	3.7	49.8	67.7	47.4	64.8	43.2	53.9
Switzerland	146	29.4	29.1	30.7	29.4	29.9	35.1	22.3	24.0	24.3	27.7	19.1	26.1
Taiwan Prov.of China	528	e 6.4	e 6.7	e 10.3	e 8.1	e 9.0	e 31.9	e 3.3	e 3.5	e 5.0	e 9.5	e 7.0	e 0.8
United Kingdom	112	49.1	164.8	62.4	23.0	12.2	13.3	48.4	43.7	36.7	45.5	40.7	37.6
United States	111	0.2	595.2	461.0	383.4	231.2	317.0	363.1
Vatican	187	0.1	0.1	0.1	0.1	0.1	0.1
Emerg. & Dev. Economies	200	985.9	1,034.8	1,339.9	1,124.8	889.7	893.8	4,010.2	4,467.3	3,844.3	5,044.4	4,975.7	4,516.3
Emerg. & Dev. Asia	505	42.5	34.7	67.8	28.1	23.6	90.1	1,937.5	2,236.1	1,754.7	2,919.4	2,774.1	2,199.6
Bangladesh	513	0.2	0.2	0.2	0.2	0.2	0.2
China,P.R.: Mainland	924	24.6	21.8	14.4	14.3	11.8	17.1	1,510.2	1,772.6	1,372.5	2,433.4	2,312.2	1,762.3
F.T. French Polynesia	887	e 0.1	e 0.1	e 0.1	e 0.1	e 0.1	e 0.1	0.1	0.1	0.1	0.1	0.1	0.1
India	534	0.1	0.0	0.0	0.0	0.0	0.0	54.7	56.7	56.6	82.3	61.3	71.3
Indonesia	536	6.6	5.7	7.2	7.3	7.1	66.2	46.7	49.6	10.0	22.1	46.6	29.1
Malaysia	548	7.8	3.0	42.1	3.5	1.3	1.9	17.8	25.3	22.3	30.9	30.8	20.3
Mongolia	948	0.0	0.0	0.0	0.0	0.0	0.1	0.0	0.0	0.0	0.0	0.0	0.0
Philippines	566	1.0	1.4	2.0	0.9	1.6	2.6	1.6	5.8	6.2	3.8	3.5	5.4
Sri Lanka	524	0.2	0.1	0.2	0.0	0.0	0.1	0.1	0.2	0.1	0.1	0.1
Thailand	578	0.4	0.4	0.4	0.4	0.5	0.7	2.2	2.9	6.3	7.3	7.1	12.9
Vietnam	582	1.8	1.9	1.3	1.2	0.9	1.2	281.7	299.3	259.8	314.6	289.5	276.2
Asia n.s.	598	22.3	23.6	20.5	24.8	22.8	21.7
Europe	170	183.0	170.7	605.4	496.9	349.8	180.1	314.0	485.2	454.5	394.6	456.1	524.1
Emerg. & Dev. Europe	903	50.7	48.6	50.3	58.8	32.3	50.4	57.5	43.5	63.2	83.9	86.5	82.9
Albania	914	1.2	0.3	0.0	0.0	0.0	0.0	0.0	0.0
Bosnia and Herzegovina	963	e 0.0	e 0.0	e 11.8	e 7.7	e 0.1	e 13.0	0.0	0.0	0.0	0.0	0.0	0.1
Bulgaria	918	0.2	0.4	0.1	0.2	0.0	0.0	16.6	5.1	2.8	2.5	4.6	1.7
Croatia	960	0.4	0.3	7.3	16.9	3.7	10.0	2.1	2.7	1.6	2.0	2.8	3.0
Hungary	944	0.0	0.1	0.1	0.0	0.1	0.0	1.8	2.2	1.7	1.7	2.6	3.7

Cuba (928)

In Millions of U.S. Dollars

		Exports (FOB)						Imports (CIF)					
		2012	2013	2014	2015	2016	2017	2012	2013	2014	2015	2016	2017
Kosovo	967	e 0.1	e 0.1	e 0.1	e 0.1	e 0.0	e 0.1
Montenegro	943	e 0.1	e 0.1	e 0.2	e 0.2	e 0.2	e 0.2
Poland	964	37.5	15.4	0.2	0.0	0.0	0.2	27.5	20.9	42.0	68.3	60.2	53.9
Romania	968	0.5	0.5	4.0	0.5	10.5	3.0
Serbia, Republic of	942	0.2	0.2	0.2	0.3	0.1	0.0	0.6	0.4	0.4	0.4	0.5	0.4
Turkey	186	12.2	32.0	30.3	33.3	26.9	26.5	8.4	11.7	10.7	8.4	5.3	17.1
CIS	901	132.3	122.1	555.1	438.2	317.5	129.7	256.0	441.1	390.9	310.2	369.1	440.7
Azerbaijan, Rep. of	912	5.2	0.0	0.0	0.1	0.2
Belarus	913	12.6	5.4	5.7	6.8	10.6	8.4	38.8	26.5	11.3	31.5	16.3	18.9
Georgia	915	1.7	0.3	0.1	0.2	0.1	0.1	0.0	0.0	0.0	0.1	0.0	0.0
Kazakhstan	916	0.0	0.0	1.1	1.1	1.1	1.1	1.1	1.1
Moldova	921	e 0.2	e 0.1	e 0.1	e 0.1	e 0.1	e 0.1	0.0	0.0	0.0	0.0	0.0	0.0
Russian Federation	922	112.6	116.2	549.0	431.0	306.5	120.8	163.6	165.9	226.0	212.2	338.4	401.5
Ukraine	926	0.1	0.1	0.1	0.1	0.0	0.0	52.5	247.6	152.4	65.4	13.3	19.3
Europe n.s.	884	0.5	0.5	0.4	0.5	0.5	0.5
Mid East, N Africa, Pak	440	29.6	46.1	53.0	92.2	94.4	123.8	18.8	24.2	21.7	18.2	22.9	28.8
Afghanistan, I.R. of	512	0.1	0.1	0.1	0.1	0.1	0.1
Algeria	612	2.0	2.0	2.0	2.0	4.1	3.1	4.3	4.5	3.9	4.7	6.8	7.6
Egypt	469	0.9	0.9	1.8	1.3	3.2	3.1
Iran, I.R. of	429	3.9	4.0	2.9	2.6	2.0	2.6	4.5	4.8	4.2	5.1	4.7	4.4
Jordan	439	0.0	0.0	0.0	0.5	0.0	0.0	0.0	0.0	0.0	0.0	0.0	0.0
Kuwait	443	e 0.5	e 0.3	e 0.5	e 0.8	e 0.5	e 0.3
Lebanon	446	10.0	11.1	29.6	75.6	55.7	93.4	0.2	0.0	0.0	0.0	0.0	0.0
Morocco	686	7.4	23.3	11.5	3.3	24.6	17.5	2.3	7.0	5.6	0.5	0.8	4.7
Oman	449	e 0.2	e 0.2	e 0.4	e 0.5	e 0.1	e 0.1	e 0.0	e 0.4	e 0.0	e 0.1	e 0.0	e 0.1
Pakistan	564	4.4	4.4	4.4	4.4	4.4	4.5	4.5	4.4	4.2	4.3	4.2	4.7
Qatar	453	0.2	0.2	0.2	0.2	0.2	0.3
Saudi Arabia	456	e 0.6	e 0.1	e 1.1	e 2.0	e 2.2	e 1.9	0.7	0.7	0.7	0.7	0.7	1.7
Syrian Arab Republic	463	0.1	0.1	0.1	0.1	0.1	0.1	0.3	0.3	0.3	0.3	0.3	0.3
Tunisia	744	0.2	0.2	0.2	0.2	0.6	0.2	0.0	0.0	0.0	0.0	1.3	1.1
United Arab Emirates	466	0.3	0.3	0.2	0.2	0.1	0.1	0.7	0.7	0.6	0.8	0.7	0.7
Yemen, Republic of	474	0.1	0.1	0.0	0.0	0.0	0.0	0.0	0.0	0.0	0.0	0.0	0.0
Sub-Saharan Africa	603	5.9	50.8	72.2	5.6	6.2	7.4	2.7	27.2	2.2	3.2	12.7	7.1
Angola	614	1.6	1.6	1.2	1.1	0.8	1.0	0.0	0.0	0.0	0.0	0.0	0.0
Benin	638	e 0.1	e 0.0	e 0.0
Burkina Faso	748	e 0.1	e 0.0	e 0.0	e 2.3	e 3.0
Cameroon	622	e 0.0	e 0.0	e 0.0	e 0.0	e 0.0	e 0.2	0.0	0.0	0.0	0.0	0.0	0.0
Chad	628	0.2	0.3	0.2	0.3	0.2	0.2
Congo, Dem. Rep. of	636	0.5	0.5	0.5	0.6	0.5	0.5
Eswatini, Kingdom of	734	0.1	0.2	0.1	0.2	0.1	0.1
Estonia	939	12.1	16.5	10.5	10.5	10.5	10.5	1.6	1.3	2.5	2.0	4.5	6.6
Ghana	652	0.1	0.1	0.1	0.1	0.0	0.1
Guinea-Bissau	654	0.1	0.1	0.1	0.1	0.0	0.1
Kenya	664	0.1	0.1	0.1	0.1	0.1	0.2	0.0	0.0
Mali	678	0.6	0.6	0.4	0.4	0.3	0.4	0.0	0.0	0.0	0.0	0.0	0.0
Mauritius	684	e 0.2	e 0.2	e 0.2	e 0.1	e 0.1	e 0.1	0.0	0.0	0.0	0.0	0.0	0.0
Niger	692	e 0.0	e 21.0	e 0.4	e 0.0	e 0.0
Senegal	722	e 0.0	e 0.2	e 45.1	e 0.6	e 0.2	e 0.0	0.0	0.0	0.0	0.0	0.0	0.0
Seychelles	718	e 0.1	e 0.0	e 0.0	e 0.0	e 0.1	e 0.1	0.0	0.0	0.0	0.0	0.0	0.0
South Africa	199	2.8	4.0	4.0	1.9	2.0	2.4	1.0	2.5	0.6	1.4	11.1	5.5
Tanzania	738	e 0.6	e 0.0	e 0.9	e 0.0	e 0.0	0.1	0.1	0.1	0.1	0.1	0.1
Togo	742	0.1	43.2	0.2	0.0	0.0	22.9	0.0	0.0	0.0	0.0
Uganda	746	0.0	0.0	0.0	0.0	0.0	0.0	0.5	0.5	0.5	0.5	0.5	0.5
Western Hemisphere	205	724.9	732.5	541.6	501.9	415.6	492.3	1,737.1	1,694.7	1,611.3	1,709.0	1,709.9	1,756.7
Antigua and Barbuda	311	0.3	0.3	0.2	0.2	0.2	0.2	0.0	0.0	0.0	0.0	0.0	0.0
Argentina	213	5.1	5.5	4.0	3.9	1.2	0.6	105.4	105.4	105.4	105.4	396.1	303.6
Bahamas, The	313	3.9	4.0	2.8	2.6	2.0	2.6	0.7	0.7	0.6	0.8	0.7	0.7
Barbados	316	0.0	0.0	0.0	0.0	0.0	0.0	0.0	0.0	0.0	0.0	0.0	0.3
Belize	339	0.3	0.3	0.3	0.3	0.3	0.3	0.2	0.2	0.2	0.2	0.2	0.2
Bermuda	319	1.6	1.6	1.2	1.1	0.8	1.1	0.3	0.3	0.3	0.3	0.3	0.3

Cuba (928)

In Millions of U.S. Dollars

		Exports (FOB)						Imports (CIF)					
		2012	2013	2014	2015	2016	2017	2012	2013	2014	2015	2016	2017
Bolivia	218	47.7	45.6	46.8	46.2	46.2	45.7	0.7	1.3	0.5	0.4	0.3	1.0
Brazil	223	90.6	93.9	59.4	49.3	50.0	19.2	649.7	605.3	582.6	589.5	369.0	397.8
Chile	228	0.8	0.7	0.7	0.5	0.5	0.4	40.7	40.5	49.9	63.0	49.1	40.1
Colombia	233	8.0	2.3	1.0	0.2	0.3	0.6	86.9	99.4	96.5	107.2	92.6	104.5
Costa Rica	238	3.5	3.5	3.4	3.3	3.3	7.6	19.1	20.3	17.6	21.3	16.0	15.8
Dominica	321	0.3	0.3	0.2	0.2	0.2	0.2	0.1	0.1	0.1	0.1	0.1	0.1
Dominican Republic	243	41.1	42.5	30.2	27.6	21.2	27.4	42.7	45.3	39.3	47.5	43.7	41.7
Ecuador	248	5.2	3.0	4.3	1.9	2.1	1.4	10.1	23.3	8.4	13.8	10.3	10.8
El Salvador	253	0.3	0.3	0.6	0.4	0.4	0.4	2.4	5.9	6.1	6.7	9.6	11.9
Grenada	328	0.4	0.4	0.3	0.3	0.2	0.3
Guatemala	258	5.4	5.5	3.9	3.6	1.8	13.2	21.9	23.3	20.2	24.4	54.3	106.6
Guyana	336	1.3	1.3	1.3	1.3	1.3	4.8	0.4	0.6	0.4	0.4	0.4	9.4
Haiti	263	16.9	17.5	12.4	11.4	8.7	11.3	0.4	0.4	0.4	0.4	0.4	0.4
Honduras	268	14.1	18.3	14.6	17.6	6.8	12.4	1.5	1.5	1.8	10.1	9.0	21.6
Jamaica	343	5.6	5.7	4.1	3.7	2.9	3.7	5.9	6.2	5.4	6.5	6.0	5.7
Mexico	273	39.9	33.4	28.1	29.9	22.2	21.0	416.2	402.1	391.7	384.8	351.0	391.1
Netherlands Antilles	353	4.4	4.5	3.2	2.9	2.2	2.9	0.7	0.7	0.6	0.7	0.7	0.6
Nicaragua	278	0.8	0.9	0.6	0.6	0.1	0.0	1.3	1.3	1.2	1.4	9.7	8.8
Panama	283	15.2	15.8	15.8	16.1	16.1	15.8	66.8	46.1	48.1	47.0	29.0	16.5
Paraguay	288	0.7	0.8	0.5	0.5	0.4	0.5	0.1	0.1	0.0	0.1	0.1	0.1
Peru	293	2.4	2.4	1.7	1.6	11.6	27.3	5.4	5.7	4.9	6.0	6.0	5.9
St. Kitts and Nevis	361	0.4	0.4	0.3	0.3	0.2	0.3	e 0.0
St. Lucia	362	0.5	0.5	0.4	0.3	0.3	0.3
St. Vincent & Grens.	364	0.4	0.4	0.3	0.3	0.2	0.3
Suriname	366	0.6	0.7	0.5	0.4	0.3	0.4	1.2	1.3	1.1	1.3	1.2	1.2
Trinidad and Tobago	369	2.2	2.3	1.6	1.5	1.1	1.5	36.5	38.7	33.6	40.6	37.4	35.7
Uruguay	298	1.9	1.7	1.8	1.8	2.9	1.0	23.5	10.9	14.5	11.3	16.3	33.4
Venezuela, Rep. Bol.	299	403.4	416.3	295.2	270.0	207.5	267.8	196.0	207.4	179.6	217.3	199.9	190.6
Western Hem. n.s.	399	0.3	0.3	0.3	0.3	0.3	0.3
Other Countries n.i.e	910	0.1	0.1	0.1	0.1	0.0	0.1	2.9	3.1	2.7	3.2	3.0	2.8
Korea, Dem. People's Rep.	954	0.1	0.1	0.1	0.1	0.0	0.1	2.9	3.1	2.7	3.2	3.0	2.8
Special Categories	899	9.8	10.4	9.0	10.9	10.0	9.6
Memorandum Items													
Africa	605	15.4	76.2	86.0	11.2	35.5	28.2	9.3	38.7	11.7	8.5	21.5	20.4
Middle East	405	15.6	16.3	34.8	82.3	60.8	98.6	7.6	8.2	7.9	8.5	9.9	10.7
European Union	998	643.0	946.9	464.6	424.0	374.2	465.6	2,551.6	2,772.6	2,416.2	2,673.1	2,497.8	2,641.6
Export earnings: fuel	080	593.3	594.3	906.3	760.0	573.7	447.0	505.7	548.7	555.7	604.5	693.5	760.1
Export earnings: nonfuel	092	1,100.3	1,480.8	1,021.5	877.0	791.4	1,043.6	7,268.5	7,832.3	6,717.1	7,925.6	7,563.8	7,273.4

Curaçao (354)

In Millions of U.S. Dollars

		Exports (FOB)						Imports (CIF)					
		2012	2013	2014	2015	2016	2017	2012	2013	2014	2015	2016	2017
IFS World	
World	001	165.3	477.8	505.2	289.6	856.4	382.1	119.6	216.3	670.3	695.4	816.5	1,319.1
Advanced Economies	110	107.6	97.6	54.2	678.8	158.7	107.9	492.3	416.7	524.0	968.2
Euro Area	163	103.7	61.1	53.4	89.0	72.0	79.9	455.5	373.5	337.5	372.4
Austria	122	e 0.0	e 0.6	e 0.0	e 0.0	e 0.0	e 1.2	e 2.6	e 5.1	e 1.6	e 1.1
Belgium	124	e 63.1	e 18.5	e 18.9	e 12.7	e 27.1	e 12.8	e 25.5	e 10.7	e 10.3	e 10.3
Cyprus	423	e 0.0	e 0.1	e 0.4	e 0.4	e 1.6	e 0.6
Estonia	939	e 0.0	e 0.0	e 0.1	e 0.0	e 0.1	e 0.1	e 0.1
Finland	172	e 0.0	e 0.0	e 0.0	e 0.0	e 0.3	e 1.0	e 26.1	e 1.7	e 1.2	e 1.5
France	132	e 2.3	e 0.6	e 0.7	e 14.6	e 0.6	e 10.3	e 12.4	e 14.1	e 12.5	e 12.6
Germany	134	e 0.6	e 1.8	e 0.3	e 1.2	e 1.0	e 24.8	e 19.6	e 28.1	e 28.8	e 33.2
Greece	174	e 0.0	e 0.0	e 0.0	e 0.0	e 0.0	e 0.0	e 0.8	e 2.8	e 17.3	e 2.7
Ireland	178	e 0.1	e 0.0	e 0.0	e 0.0	e 0.1	e 0.2	e 0.0	e 0.3	e 0.3
Italy	136	e 0.0	e 9.5	e 7.3	e 7.3	e 6.3	e 0.1
Latvia	941	e 0.0	e 0.0	e 0.1	e 0.1	e 0.2	e 0.3
Luxembourg	137	e 0.0	e 0.2	e 0.2	e 0.2
Malta	181	e 0.0	e 0.0	e 5.4	e 0.0	e 0.0	e 0.0	e 0.0	e 0.1
Netherlands	138	e 8.5	e 13.1	e 11.8	e 14.1	e 231.3	e 258.2	e 240.8	e 291.8
Portugal	182	e 0.0	e 0.0	e 0.8	e 0.0	e 5.7	e 1.9	e 1.9	e 1.8	e 2.0
Slovak Republic	936	e 0.5	e 0.4	e 0.1	e 0.4	e 0.4
Slovenia	961	e 0.0	e 0.0	e 0.0	e 0.6	e 0.9	e 0.9	e 1.2	e 1.3
Spain	184	e 37.5	e 30.9	e 19.6	e 48.7	e 23.5	e 13.1	e 125.8	e 41.9	e 12.9	e 13.8
Canada	156	e 0.6	e 0.4	e 2.7	e 8.8
Czech Republic	935	e 0.0	e 0.2	e 0.1	e 0.4	e 0.2	e 0.5
Denmark	128	e 3.3	e 0.3	e 0.1	e 0.1	e 1.3	e 3.7	e 4.4	e 4.3	e 5.3	e 10.3
Israel	436	e 0.4
Korea, Republic of	542	e 0.0	e 0.0	e 0.1	e 4.1
New Zealand	196	e 0.0	e 0.4
Norway	142	e 0.3	e 0.3	e 0.8	e 1.6
Sweden	144	e 0.0	e 0.1	e 0.0	e 0.1	e 0.0	e 1.0	e 1.8	e 1.9	e 1.3	e 2.9
Switzerland	146	e 530.2	e 26.1
United Kingdom	112	e 0.6	e 36.1	e 0.6	e 0.3	e 0.7	e 23.0	e 30.4	e 36.6	e 14.2	e 14.1
United States	111	e 58.2	e 84.0	e 135.6	e 553.1
Emerg. & Dev. Economies	200	165.3	370.2	407.6	235.5	177.6	223.4	119.6	108.5	178.0	278.8	292.5	350.9
Emerg. & Dev. Asia	505	3.1	0.2	0.6	0.5	2.1	4.5	73.1	68.2	98.1	113.6	116.3	167.8
China,P.R.: Mainland	924	e 0.0	e 0.0	e 6.0	e 31.8
Fiji	819	e 0.0	e 0.0	e 0.0	e 0.0	e 0.2	e 0.1	e 0.0	e 0.1
Indonesia	536	e 0.5	e 3.8
Malaysia	548	e 0.1	e 0.1	e 0.7	e 0.7
Myanmar	518	e 0.1	e 0.0	e 0.2	e 0.0	e 0.2	e 0.1	e 1.6
Nepal	558	e 0.1	e 0.1	e 0.3	e 0.0	e 0.0	e 0.0
Papua New Guinea	853	e 63.8	e 67.2	e 95.5	e 111.5	e 97.1	e 127.3
Philippines	566	e 1.7	e 5.7
Thailand	578	e 3.0	e 0.1	e 0.3	e 0.4	e 0.0	e 3.7	e 9.2	e 1.0	e 2.4	e 1.9	e 5.2	e 4.2
Europe	170	0.0	0.1	0.0	3.8	11.8	9.0	7.8	10.4	7.9	13.8	3.7
Emerg. & Dev. Europe	903	0.0	0.1	0.0	3.8	11.8	9.0	7.8	10.4	7.9	13.8	3.7
Bosnia and Herzegovina	963	e 0.0	e 0.0	e 0.0	e 0.0	e 0.3
Bulgaria	918	e 0.0	e 0.0	e 0.0	e 0.3	e 0.4	e 0.3	e 0.3	e 0.1
Croatia	960	e 0.0	e 0.0	e 0.0	e 0.0	e 0.1	e 0.0	e 0.0
Hungary	944	e 0.0	e 0.0	e 5.6	e 8.2	e 2.5	e 2.6	e 1.2
Poland	964	e 0.1	e 3.7	e 1.2	e 0.0	e 1.8	e 1.7	e 5.0	e 6.2	e 1.7
Romania	968	e 0.0	e 0.0	e 0.0	e 0.0	e 0.1	e 0.0	e 0.0	e 0.0	e 0.0
Serbia, Republic of	942	e 1.0	e 0.0
Turkey	186	e 10.6	e 7.9	e 4.6	e 0.4
CIS	901	0.0	0.0	0.1	0.0
Azerbaijan, Rep. of	912	e 0.1	e 0.0
Mid East, N Africa, Pak	440	3.1	218.7	110.3	2.1	4.5	22.6	1.2	0.0	0.0	0.0	0.0
Bahrain, Kingdom of	419	e 0.4	e 0.1	e 0.1	e 0.0	e 0.0	e 1.2	e 0.0
Mauritania	682	e 0.2	e 0.2
Pakistan	564	e 2.1	e 0.1	e 0.5	e 0.1	e 0.0	e 0.0	e 0.0	e 0.0	e 0.0

Curaçao (354)

In Millions of U.S. Dollars

		Exports (FOB)						Imports (CIF)					
		2012	2013	2014	2015	2016	2017	2012	2013	2014	2015	2016	2017
Saudi Arabia	456	e 0.4	e 1.0	e 0.1
United Arab Emirates	466	e 0.1	e 217.3	e 109.7	e 2.0	e 4.4	e 22.5
Sub-Saharan Africa	603	7.4	11.6	10.3	15.6	17.9	9.9	1.6	4.5	7.0	92.9	84.4	91.1
Angola	614	e 0.1	e 0.0	e 0.1	e 0.2	e 0.1	e 0.2	e 87.5	e 77.3	e 89.0
Burkina Faso	748	e 1.7	e 0.6	e 0.0
Cameroon	622	e 0.1	e 0.1	e 0.1	e 0.0	e 0.2
Congo, Republic of	634	e 0.1	e 0.0	e 0.0	e 0.0
Côte d'Ivoire	662	e 4.3	e 5.1	e 4.4	e 0.2	e 0.2	e 0.2
Estonia	939	e 0.0	e 0.0	e 0.1	e 0.0	e 0.1	e 0.1	e 0.1
Gambia, The	648	e 2.1	e 1.6	e 0.5	e 0.9	e 0.8	e 1.1	e 0.0
Ghana	652	e 0.3	e 0.6	e 0.6	e 0.7	e 0.6	e 0.1	e 0.0	e 0.0	e 0.0	e 0.0	e 0.0	e 0.0
Guinea	656	e 0.0	e 0.1	e 0.1	e 0.0	e 0.1
Mozambique	688	e 2.4	e 8.4	e 5.6	e 8.1	e 10.1	e 3.8	e 1.1	e 4.5	e 6.7	e 5.1	e 6.8	e 1.8
Namibia	728	e 0.0	e 0.0	e 0.0	e 0.1	e 0.0	e 0.2	e 0.0	e 0.0	e 0.0
Niger	692	e 0.1
Rwanda	714	e 0.1	e 0.0	e 0.0
São Tomé & Príncipe	716	e 2.0	e 0.1	e 0.0	e 0.1
Senegal	722	e 0.1
Seychelles	718	e 0.2	e 0.1	e 0.0	e 0.0	e 0.0	e 0.0	e 0.0	e 0.0
Tanzania	738	e 0.1	e 0.7	e 1.4	e 0.6	e 0.8	e 0.2	e 0.0	e 0.1	e 0.0	e 0.1
Western Hemisphere	205	151.7	139.6	286.4	213.5	141.3	177.4	43.8	27.9	62.4	64.3	78.0	88.4
Antigua and Barbuda	311	e 3.7	e 4.8	e 4.5	e 0.5	e 0.4	e 2.3	e 0.7	e 2.6	e 1.6	e 0.1	e 0.2	e 0.2
Aruba	314	e 19.1	e 18.0	e 14.6	e 14.3	e 25.1	e 13.5	e 8.7	e 8.3
Bahamas, The	313	e 1.0	e 0.5	e 0.5	e 0.8	e 0.8	e 0.8	e 0.2	e 0.1	e 0.0	e 0.0	e 0.0
Barbados	316	e 1.0	e 1.6	e 1.0	e 0.6	e 1.6	e 0.2	e 17.9	e 10.8	e 12.2	e 7.7	e 3.3	e 2.0
Belize	339	e 111.0	e 110.0	e 117.7	e 83.5	e 66.7	e 69.7	e 0.1	e 0.0	e 0.0
Brazil	223	e 4.5	e 13.1	e 1.2	e 6.9
Colombia	233	e 12.9	e 18.4	e 28.5	e 22.7
Costa Rica	238	e 1.8	e 0.5	e 1.7	e 2.3	e 1.6	e 2.2
Dominica	321	e 0.3	e 0.3	e 0.4	e 0.3	e 0.3	e 0.3	e 0.0	e 0.0	e 0.0	e 0.0	e 0.0	e 0.0
Dominican Republic	243	e 0.6	e 36.1	e 1.8	e 34.7	e 5.7	e 17.8	e 12.3	e 13.0
Ecuador	248	e 1.2	e 0.7	e 1.2	e 1.1
El Salvador	253	e 1.3	e 0.0
Guatemala	258	e 0.0	e 0.5	e 0.4
Guyana	336	e 2.6	e 1.9	e 35.0	e 2.6	e 1.3	e 1.1	e 0.8	e 1.4
Honduras	268	e 1.1	e 1.9	e 0.2	e 0.4
Jamaica	343	e 1.2	e 2.0	e 2.4	e 2.1	e 2.6	e 1.8
Mexico	273	e 26.8	e 18.6	e 24.8	e 13.1	e 14.6	e 6.0	e 6.2	e 6.9	e 5.7	e 9.3	e 7.3	e 15.2
Montserrat	351	e 0.4	e 0.3	e 0.3	e 0.3	e 0.3	e 0.3	e 0.0	e 0.0
Panama	283	e 1.4	e 1.2
Peru	293	e 4.6
St. Kitts and Nevis	361	e 2.0	e 0.2	e 0.2	e 0.4	e 0.8	e 0.8	e 0.5	e 0.0	e 0.0	e 0.4	e 0.0	e 0.0
St. Lucia	362	e 2.0	e 1.6	e 1.8	e 1.0	e 0.1	e 0.1	e 0.2	e 0.1	e 0.1	e 0.1
St. Vincent & Grens.	364	e 0.1	e 0.4	e 0.7	e 0.5	e 0.3	e 0.3	e 0.0	e 0.2	e 0.2	e 0.1	e 0.1	e 0.4
Suriname	366	e 110.4	e 18.7	e 12.6	e 6.7	e 2.0	e 1.8	e 1.8	e 1.1
Trinidad and Tobago	369	e 0.7	e 1.1	e 2.4	e 1.7	e 1.5	e 1.3	e 16.5	e 7.2	e 8.6	e 8.2	e 5.7	e 6.9
Memorandum Items													
Africa	605	7.6	11.8	10.3	15.6	17.9	9.9	1.6	4.5	7.0	92.9	84.4	91.1
Middle East	405	0.8	218.4	109.9	2.0	4.4	22.6	1.2	0.0
European Union	998	107.7	97.6	57.9	90.6	74.0	115.7	502.7	424.6	367.5	403.2
Export earnings: fuel	080	1.6	219.6	112.4	3.9	20.2	43.1	17.7	7.2	8.6	95.8	112.7	119.7
Export earnings: nonfuel	092	163.7	258.3	392.7	285.8	836.1	339.0	101.9	209.1	661.7	599.7	703.8	1,199.4

Cyprus (423)

In Millions of U.S. Dollars

		Exports (FOB)						Imports (CIF)					
		2012	2013	2014	2015	2016	2017	2012	2013	2014	2015	2016	2017
IFS World		1,828.7	2,075.0	1,919.6	1,928.2	2,019.9	3,343.8	7,380.7	6,388.0	6,831.3	5,664.8	7,107.5	9,290.8
World	001	1,740.5	2,017.4	3,163.9	3,295.3	2,964.5	3,283.0	7,297.8	6,317.7	7,995.5	7,023.3	7,829.7	9,131.7
Advanced Economies	110	955.2	1,175.4	1,816.9	1,747.2	1,589.5	1,656.4	6,086.1	5,433.7	6,015.9	4,900.9	5,992.2	6,636.2
Euro Area	163	561.3	563.9	1,052.5	1,018.1	610.5	781.9	4,235.1	3,794.3	4,372.7	3,501.0	4,448.0	4,582.9
Austria	122	9.8	11.0	12.6	12.5	16.7	14.4	58.3	45.6	50.6	41.7	60.5	47.7
Belgium	124	13.0	16.6	14.9	9.5	12.2	73.5	179.2	233.3	262.5	163.1	231.8	229.1
Estonia	939	1.8	2.1	2.5	16.7	2.3	5.0	1.4	1.0	2.8	12.9	7.6	5.6
Finland	172	3.1	4.6	6.0	3.9	5.0	4.1	20.4	15.9	16.9	14.2	52.2	16.0
France	132	13.5	15.5	13.7	15.1	27.3	20.2	434.1	401.6	392.8	210.1	315.2	344.1
Germany	134	41.6	54.7	73.4	90.3	46.8	137.3	515.1	419.2	604.6	486.1	1,322.6	639.9
Greece	174	371.1	355.3	300.0	221.7	303.8	258.6	1,565.5	1,489.3	1,620.9	1,445.8	1,409.0	1,734.6
Ireland	178	2.5	3.4	3.9	190.8	3.5	4.3	19.9	18.5	17.9	15.7	19.7	21.9
Italy	136	51.0	38.8	36.8	42.8	19.7	55.5	605.9	448.3	485.3	473.0	447.0	685.6
Latvia	941	2.6	2.1	2.7	14.7	5.7	4.8	3.3	3.7	5.9	4.4	6.9	4.2
Lithuania	946	5.1	6.3	29.4	68.9	7.8	6.6	1.7	2.8	14.2	5.0	8.7	9.2
Luxembourg	137	0.2	0.1	0.1	0.0	1.2	0.5	8.0	4.4	4.0	2.7	24.1	6.1
Malta	181	6.2	7.9	57.3	138.4	47.4	33.3	9.7	6.8	13.7	15.4	15.2	72.4
Netherlands	138	21.4	24.7	442.6	136.1	36.5	90.5	490.9	391.5	449.2	359.0	259.0	462.2
Portugal	182	1.2	1.1	3.7	1.1	1.3	1.6	20.0	16.5	35.3	16.4	17.1	22.6
Slovak Republic	936	6.8	8.8	35.1	42.1	43.7	40.8	20.2	13.3	11.4	12.3	13.7	16.2
Slovenia	961	1.4	3.8	4.4	0.4	17.0	1.7	6.6	6.4	11.3	9.8	9.1	8.4
Spain	184	9.3	7.1	13.6	13.1	12.5	29.2	274.9	276.0	373.3	213.4	228.5	256.9
Australia	193	12.3	15.2	18.7	15.6	18.8	24.2	6.3	5.2	14.8	4.3	3.1	4.3
Canada	156	2.9	2.9	3.5	2.9	3.0	2.6	7.1	5.9	12.9	5.7	6.8	9.4
China,P.R.: Hong Kong	532	27.6	31.0	29.5	25.1	33.6	27.5	17.4	14.8	16.7	14.9	17.8	26.8
China,P.R.: Macao	546	0.3	44.1	0.8	0.2	0.1	0.0	0.1	0.1	0.0	0.0	0.0
Czech Republic	935	8.9	18.3	19.4	22.5	43.2	26.7	27.3	20.5	23.6	23.5	34.7	44.3
Denmark	128	4.4	5.4	9.0	75.4	50.9	12.0	36.8	31.7	30.3	49.5	34.8	68.5
Iceland	176	0.3	0.2	0.2	0.1	0.1	0.2	0.4	0.4	0.2	0.0	0.2	0.1
Israel	436	42.8	69.4	97.7	109.9	111.5	111.8	866.0	862.7	644.9	303.7	255.1	366.1
Japan	158	0.8	0.7	27.9	1.1	0.6	1.0	46.1	34.1	70.9	84.3	72.1	74.9
Korea, Republic of	542	8.4	7.7	7.8	13.8	6.2	11.4	27.5	24.8	21.9	24.1	341.7	660.8
New Zealand	196	1.1	1.1	1.8	1.2	1.3	1.1	15.4	9.7	12.6	10.9	10.5	12.5
Norway	142	10.8	10.4	6.2	50.7	2.0	216.8	30.6	38.4	63.9	111.2	50.5	105.4
San Marino	135	0.0	0.0	0.0	0.0	0.0	0.1	0.2	0.2	0.1
Singapore	576	11.0	11.2	142.8	182.9	40.1	118.1	12.6	10.6	13.0	15.0	21.6	26.5
Sweden	144	21.4	28.0	28.6	22.9	204.7	37.9	38.2	37.8	50.6	42.2	36.8	37.6
Switzerland	146	13.7	15.8	18.9	21.4	34.9	41.6	57.2	48.4	53.6	39.1	44.3	47.0
Taiwan Prov.of China	528	3.5	2.9	3.2	3.0	4.5	3.5	29.3	24.6	25.3	21.4	30.0	19.8
United Kingdom	112	164.9	275.3	283.8	141.3	356.8	188.9	538.0	412.9	497.8	595.4	429.2	460.4
United States	111	58.7	72.0	64.5	39.0	66.6	49.3	94.8	57.0	90.1	54.6	154.9	89.0
Emerg. & Dev. Economies	200	445.3	503.4	998.9	1,246.0	1,053.4	1,248.3	1,187.8	875.7	1,975.7	2,109.7	1,650.1	2,195.8
Emerg. & Dev. Asia	505	88.0	94.5	469.4	374.1	234.1	304.3	489.8	396.1	991.3	684.0	864.4	978.6
Bangladesh	513	1.0	1.0	2.2	4.6	3.7	2.8	3.5	1.9	3.2	4.9	3.7	4.8
Brunei Darussalam	516	0.1	0.1	0.1	0.1	0.1	0.1	0.0	18.5	0.1
Cambodia	522	1.2	1.3	1.0	1.4	1.4	1.7	0.4	0.3	0.5	0.7	0.5	0.5
China,P.R.: Mainland	924	36.1	43.5	51.7	42.9	47.7	70.5	332.4	268.8	789.4	381.6	601.9	663.9
Fiji	819	0.1	0.0	0.0	0.0	0.1	0.1	0.0
F.T. French Polynesia	887	0.1	0.0	0.1	0.0	0.1	0.1
F.T. New Caledonia	839	0.0	0.2	0.0	0.1	0.0	0.0	1.1	0.0
India	534	18.7	14.5	30.3	24.9	31.5	22.1	68.6	55.9	97.6	62.2	60.9	82.9
Indonesia	536	1.1	3.2	2.1	36.8	12.1	8.0	12.8	10.9	11.2	11.8	12.9	12.6
Malaysia	548	9.3	8.7	8.7	6.4	6.8	6.9	15.5	11.5	12.6	9.3	10.4	10.6
Maldives	556	0.3	0.4	0.5	0.6	0.5	0.6	0.0	0.0	0.0	0.0	0.0
Marshall Islands	867	304.7	221.7	90.1	152.1	0.0	5.7	102.9	67.5	62.6
Mongolia	948	0.8	2.1	0.8	0.6	0.4	0.4
Myanmar	518	1.0	1.0	1.5	1.1	0.9	1.3	0.4	0.3	0.4	0.3	0.1	0.3
Nepal	558	0.0	0.0	0.0	0.0	0.1	1.7	0.0	0.0	0.0	0.0	0.0	0.0
Papua New Guinea	853	0.1	0.1	0.3	0.1	0.2	0.3	0.1
Philippines	566	1.8	2.6	41.4	2.0	2.2	2.2	2.5	2.0	1.5	63.2	22.6	68.1

Cyprus (423)

In Millions of U.S. Dollars

		Exports (FOB)						Imports (CIF)					
		2012	2013	2014	2015	2016	2017	2012	2013	2014	2015	2016	2017
Solomon Islands	813	0.0	0.1	0.1	0.0	0.0
Sri Lanka	524	3.5	2.6	3.8	3.8	3.0	2.8	2.0	1.3	1.2	1.2	1.2	1.3
Thailand	578	6.3	3.7	7.0	10.4	10.1	6.6	35.3	28.5	29.0	22.3	23.0	25.3
Timor-Leste	537	0.0	0.1	0.0	0.1	0.0
Vanuatu	846	0.1	0.1	0.0	0.1	0.0	0.0
Vietnam	582	6.5	9.4	13.0	16.3	23.0	23.8	16.3	14.8	39.0	23.8	40.0	45.6
Europe	170	97.3	102.2	142.6	93.4	128.8	161.4	355.6	317.1	314.3	501.4	408.9	648.1
Emerg. & Dev. Europe	903	50.9	49.5	71.3	59.8	75.9	79.3	184.8	171.3	222.6	297.0	257.5	383.0
Albania	914	1.3	1.8	2.1	1.3	2.2	8.4	0.1	0.1	1.2	0.1	0.4	0.0
Bosnia and Herzegovina	963	1.7	1.8	1.8	1.3	1.3	1.0	3.6	5.5	7.4	0.2	1.3	10.0
Bulgaria	918	13.2	11.2	10.3	11.8	10.6	14.9	61.7	57.0	60.8	100.3	60.5	69.9
Croatia	960	4.8	4.3	4.3	2.3	3.4	5.0	11.4	10.7	9.0	9.8	13.2	42.4
Faroe Islands	816	2.9
Gibraltar	823	0.0	0.0	14.1	4.5	0.0	0.0	0.0	0.0	0.0	14.6	0.0	0.9
Hungary	944	0.5	1.0	0.7	0.7	0.9	2.2	20.0	14.1	16.1	18.2	19.3	29.4
Kosovo	967	0.6	1.1	1.1	0.7	0.6	0.9	0.3	0.0
Macedonia, FYR	962	1.2	1.4	2.0	2.1	2.5	2.3	1.3	1.4	1.3	1.5	1.3	1.3
Montenegro	943	0.5	0.8	2.4	1.9	3.3	0.9	0.0	0.1	0.0	0.0	0.0	0.0
Poland	964	4.2	5.7	9.0	13.4	16.7	7.8	35.6	25.2	34.7	33.6	47.4	56.2
Romania	968	20.2	17.4	19.0	15.9	26.4	27.9	37.3	47.4	52.7	84.9	69.8	51.7
Serbia, Republic of	942	2.5	3.1	4.1	3.4	3.1	4.2	5.4	3.4	18.1	17.2	19.0	18.4
Turkey	186	0.1	0.1	0.3	0.4	2.1	3.8	8.5	6.1	21.1	16.6	25.3	102.7
CIS	901	46.5	52.7	71.4	33.5	52.9	82.2	170.8	145.8	91.7	204.4	151.4	265.1
Armenia	911	1.1	1.0	0.9	0.7	0.7	1.1	0.0	0.0	0.0	0.0	0.0	0.0
Azerbaijan, Rep. of	912	0.6	0.5	0.5	1.2	0.5	0.6	0.0	0.0	0.0	19.5	12.5
Belarus	913	1.2	0.8	0.8	0.7	1.0	0.7	0.2	0.0	1.8	3.2	0.3	0.2
Georgia	915	0.4	0.5	0.6	0.4	0.8	0.6	28.5	27.6	0.3	0.2	0.4	23.0
Kazakhstan	916	2.2	2.4	4.2	2.0	1.0	2.3	32.5	16.0	1.9	3.0	2.1	2.4
Kyrgyz Republic	917	0.4	0.1	0.0	0.0	0.0	0.0	0.0	0.0
Moldova	921	0.9	0.5	0.8	0.6	0.8	4.9	5.2	2.2	8.6	26.0	16.0	23.6
Russian Federation	922	25.2	32.1	49.7	20.5	40.8	61.7	71.6	70.1	38.5	137.7	83.4	156.8
Turkmenistan	925	0.2	0.0	0.1	0.1	0.2	0.1	0.0
Ukraine	926	14.1	14.7	13.5	7.2	7.1	10.0	32.7	29.8	40.5	34.3	29.7	46.5
Uzbekistan	927	0.0	0.0	0.3	0.0	0.1	0.1	0.0	0.0	0.0
Mid East, N Africa, Pak	440	230.1	221.1	228.2	332.4	376.0	575.2	168.6	105.8	95.1	100.6	164.4	209.6
Afghanistan, I.R. of	512	0.3	0.0	0.2	0.2	0.0	0.0	0.0
Algeria	612	6.9	15.8	10.4	26.4	32.5	9.6	0.2	0.3	0.7	1.3	5.2	7.8
Bahrain, Kingdom of	419	4.7	3.7	3.6	3.2	4.7	4.9	0.6	0.6	0.5	15.1	0.4	0.4
Djibouti	611	0.1	0.3	0.4	0.1	0.1	0.2	1.0	1.6	0.8	0.2
Egypt	469	23.3	45.3	43.9	64.1	34.6	67.4	39.5	40.9	36.3	21.9	20.7	54.1
Iran, I.R. of	429	11.2	8.6	3.8	4.8	6.7	12.9	1.2	1.0	0.8	0.6	0.7	0.5
Iraq	433	9.7	10.9	8.4	6.7	8.4	13.7	0.0	0.0	0.0	0.0	0.0	0.0
Jordan	439	18.4	12.3	17.8	15.5	9.9	16.4	1.4	1.2	1.0	1.5	0.9	1.3
Kuwait	443	9.4	6.5	7.3	7.4	6.1	8.5	42.9	4.2	3.0	3.0	4.4	2.3
Lebanon	446	44.3	29.9	30.0	54.7	25.2	34.9	12.9	15.8	14.2	11.6	11.3	12.0
Libya	672	11.9	12.3	7.0	3.8	144.7	301.4	0.0	0.0	0.0	0.0	12.1	6.0
Mauritania	682	0.0	0.1	0.0	0.2	0.1	0.5	0.5	0.1	0.3	0.3	0.4	0.4
Morocco	686	4.4	0.6	1.1	1.3	1.7	1.4	0.4	0.5	0.9	0.8	2.0	1.8
Oman	449	5.3	5.7	8.2	5.2	4.8	4.4	1.4	0.9	0.5	0.7	0.5	1.1
Pakistan	564	6.3	1.9	1.8	5.2	2.8	7.4	4.1	3.3	4.4	4.1	4.7	6.1
Qatar	453	6.7	4.0	6.5	6.3	4.9	6.1	14.6	1.5	1.6	1.1	1.0	13.7
Saudi Arabia	456	16.2	15.2	24.3	69.0	38.7	17.0	17.5	8.8	9.1	9.6	21.0	52.7
Somalia	726	0.1	0.3	0.7	1.7	1.6	1.7
Sudan	732	11.4	10.0	11.8	11.0	7.6	13.1	0.1	0.2	0.1	0.0	0.0
Syrian Arab Republic	463	3.6	2.1	1.1	1.7	0.8	0.6	3.7	1.7	1.3	1.2	1.1	1.2
Tunisia	744	1.3	2.1	1.7	9.0	3.9	7.6	3.3	0.9	1.5	1.0	10.8	14.5
United Arab Emirates	466	32.1	31.5	37.6	32.4	34.9	43.5	23.1	22.1	18.2	26.3	67.1	33.9
West Bank and Gaza	487	0.0	0.1	0.0	0.1	0.2	0.1	0.0	0.1	0.0
Yemen, Republic of	474	2.4	2.1	1.0	2.6	1.2	1.6	0.0	0.0

Cyprus (423)

In Millions of U.S. Dollars

		Exports (FOB)						Imports (CIF)					
		2012	2013	2014	2015	2016	2017	2012	2013	2014	2015	2016	2017
Sub-Saharan Africa	603	24.7	36.7	74.9	168.6	205.6	62.9	18.6	13.6	264.0	214.1	50.7	33.6
Angola	614	0.9	0.1	0.3	0.8	0.1	0.1	0.3	0.0	0.0	0.0
Benin	638	0.0	0.0	0.1	0.0	0.2	0.0
Botswana	616	0.8	3.7	2.0	1.6	1.8	1.8	0.2	0.2	0.4	0.1
Burundi	618	0.0	0.0	0.0	0.4	0.0	0.4
Cameroon	622	0.5	0.9	0.9	1.5	4.3	0.3	0.5	0.2	0.2	0.5	0.3	0.6
Central African Rep.	626	0.0	0.1	0.2	0.1	0.4	0.0	0.0
Chad	628	0.1	0.2	0.2	0.0	0.0	0.0	0.0	0.0
Comoros	632	0.0	0.0	0.0	0.0	0.1
Congo, Dem. Rep. of	636	0.1	0.5	2.6	0.9	0.5	0.7	0.6	0.1	0.1	0.4	0.5	0.1
Congo, Republic of	634	0.3	1.8	2.1	0.1	1.3	0.2	0.1	0.0	0.1
Côte d'Ivoire	662	0.1	0.1	0.0	0.4	0.2	0.3	0.3	0.1	0.4	0.1	0.1	0.4
Eritrea	643	0.3	0.2	0.3	1.0	0.3	0.3
Eswatini, Kingdom of	734	0.1	0.3	0.1	0.0	0.0	0.0	0.0	0.0	0.0	0.0
Estonia	939	1.8	2.1	2.5	16.7	2.3	5.0	1.4	1.0	2.8	12.9	7.6	5.6
Ethiopia	644	6.6	10.2	7.6	4.0	5.5	5.3	0.1	0.1	0.0	0.3	0.1	0.4
Gabon	646	0.1	0.0	2.2	0.0	0.1	0.0	0.8	0.0	0.1
Gambia, The	648	0.0	0.2	0.4	0.3	0.0	0.1
Ghana	652	0.5	0.5	1.4	0.6	0.5	0.9	0.2	0.1	0.0	0.1	0.1	0.1
Guinea	656	0.0	0.3	0.5	0.2	0.2	0.8	0.0	0.0
Kenya	664	1.2	1.6	1.3	1.5	2.1	0.8	2.6	2.2	2.6	2.3	2.3	2.9
Lesotho	666	0.0	0.1	0.1	0.0	0.0	0.0
Liberia	668	0.1	0.2	27.4	106.6	172.6	32.4	250.3	201.8	34.5	17.0
Madagascar	674	0.1	0.1	0.2	0.2	0.2	0.1	0.1	0.0	0.0	0.1	0.1	0.1
Malawi	676	0.2	0.1	0.7	0.0	0.0	0.0
Mali	678	0.0	0.0	0.1	0.1	0.2	0.3	0.0	0.0	0.0	0.0
Mauritius	684	1.8	1.3	2.1	1.0	1.8	1.5	0.0	0.0	0.0	0.0	0.1	0.0
Mozambique	688	0.5	0.7	0.7	0.7	0.1	0.6	0.0	0.0	0.0
Namibia	728	0.2	0.0	2.0	0.1	0.1	0.1	1.0	1.1	1.4	1.3	1.3	2.6
Niger	692	0.1	0.7	0.4	1.1	0.0	0.0
Nigeria	694	2.9	4.9	6.9	31.5	2.7	3.8	0.6	0.4	0.5	0.5	0.6	1.2
Rwanda	714	0.0	0.2	0.2	0.1	0.2	0.1	0.0	0.0
Senegal	722	0.1	0.4	0.0	0.0	0.1	0.1	1.6	1.3	1.2	1.1	1.4	1.5
Seychelles	718	0.5	0.4	3.2	1.0	0.9	0.8	0.5	0.4	0.4	0.3	0.4	0.5
Sierra Leone	724	0.1	0.1	0.2	0.1	0.1	0.1
South Africa	199	2.5	2.3	3.4	3.0	2.9	2.7	9.2	6.8	5.4	4.5	7.5	5.1
South Sudan, Rep. of	733	0.4	0.6	0.6	0.7
Tanzania	738	1.5	3.1	3.4	3.0	3.0	3.2	0.3	0.1	0.2	0.2	0.4	0.4
Togo	742	0.0	0.1	0.1	3.4	0.0	0.2	0.0	0.0
Uganda	746	1.2	1.5	1.5	1.4	1.4	1.2	0.3	0.3	0.3	0.3	0.4	0.4
Zambia	754	0.2	0.2	0.1	0.0	0.1	0.1	0.0	0.1	0.0	0.0	0.0
Zimbabwe	698	1.0	0.5	0.8	0.7	1.2	1.1	0.0	0.0	0.0	0.0	0.0	0.0
Western Hemisphere	205	5.2	49.0	83.8	277.5	109.0	144.6	155.2	43.1	310.9	609.6	161.6	325.8
Antigua and Barbuda	311	0.1	0.1	0.6	8.8	2.1	0.4	0.0	0.5	5.8
Argentina	213	0.2	0.1	0.1	0.2	0.2	11.3	28.3	13.1	19.7	38.1	28.7	29.1
Aruba	314	0.0	0.1	0.1	0.1	0.1	59.5
Bahamas, The	313	0.1	0.2	0.1	4.4	0.1	11.3	0.0	0.1	0.0	0.0	0.0
Barbados	316	0.5	0.3	45.5	0.4	0.4	0.4	0.0	6.3
Belize	339	0.0	1.5	3.4	14.3	62.3	0.1	0.0	2.0	12.4	1.6
Bermuda	319	0.0	0.0	0.0	0.0	267.7
Bolivia	218	0.1	0.0	0.0	0.1	0.0
Brazil	223	1.1	0.8	0.7	0.9	0.7	2.0	112.2	17.5	12.8	11.0	17.9	17.1
Chile	228	0.3	0.3	0.2	0.5	0.3	0.5	4.1	3.3	3.6	2.5	2.6	3.2
Colombia	233	0.0	0.6	0.3	0.2	0.1	0.8	0.2	0.2	0.1	0.4	17.1	0.4
Costa Rica	238	0.0	0.0	0.0	0.0	0.0	0.3	0.1	0.1	0.1	0.1	0.1
Curacao	354	0.1	0.4	0.4	1.5	0.6	0.0
Dominica	321	0.4	0.0	0.0	0.0	0.1	0.1	0.0
Dominican Republic	243	0.0	0.1	0.3	0.1	0.7	0.6	0.2	0.2	0.4	0.3	0.2	0.1
Ecuador	248	0.1	6.2	0.2	0.2	0.1	0.1	1.6	2.0	3.5	2.7	4.3	3.9
El Salvador	253	0.0	32.8	0.0	0.0	0.0	0.0	0.1	0.0

Cyprus (423)

In Millions of U.S. Dollars

		Exports (FOB)						Imports (CIF)					
		2012	2013	2014	2015	2016	2017	2012	2013	2014	2015	2016	2017
Falkland Islands	323	0.0	0.0	0.2
Greenland	326	0.1	0.0	0.1	0.1	0.0
Guyana	336	0.0	0.0	0.0	0.0	1.6	0.0	0.0
Haiti	263	0.0	0.1	0.2	0.1	0.1	0.0	0.0	0.0	0.0	0.0	0.0
Honduras	268	0.0	1.3	0.6	0.0	0.0	0.0	0.0	0.0	0.1	0.0
Jamaica	343	0.1	0.1	0.0	0.1	0.2	0.0	0.1	0.1	0.0	0.0	0.0
Mexico	273	1.0	6.2	14.2	5.6	4.5	3.8	5.8	4.3	8.0	5.0	9.9	6.7
Netherlands Antilles	353	0.5
Nicaragua	278	0.0	0.0	0.0	0.0	0.0	0.0	0.0	0.1
Panama	283	0.1	0.0	9.3	2.5	33.9	6.0	0.0	0.0	20.5	18.4	36.9	37.1
Paraguay	288	0.0	0.5	0.0	0.0	0.0	0.0	0.1	2.5	0.2	0.6
Peru	293	0.1	0.3	0.0	0.0	0.1	0.0	0.8	0.5	0.5	0.4	0.6	0.8
Sint Maarten	352	0.1	0.1	0.1	0.1	0.1	0.0	0.0	0.0
St. Kitts and Nevis	361	0.1	0.1	3.4	18.0	16.5	0.1
St. Vincent & Grens.	364	0.0	0.0	0.1	0.1
Suriname	366	0.0	0.1	0.1	0.0	0.0	0.0	0.1	0.0	0.0
Trinidad and Tobago	369	0.2	0.1	0.2	1.0	0.2	0.4	0.0	0.0	0.0	0.0	0.0
Uruguay	298	0.1	0.1	0.1	0.1	0.1	2.4	1.4	1.7	0.6	0.8	0.9	1.1
Venezuela, Rep. Bol.	299	0.1	0.0	0.0	4.5	0.0	0.1	0.0	0.0	0.0	7.6	3.6	2.2
Western Hem. n.s.	399	0.1	0.2	6.0	224.0	32.0	39.0	0.0	240.5	249.7	25.5	149.9
Other Countries n.i.e	910	0.0	0.0	11.3	1.1	2.5	0.6	3.4	6.8	1.7	3.5	4.0	4.2
Cuba	928	0.0	10.6	2.0	0.0	3.4	6.8	1.7	3.4	3.9	4.1
Korea, Dem. People's Rep.	954	0.0	0.7	1.1	0.5	0.6	0.0	0.0	0.0	0.1	0.0	0.0
Special Categories	899	339.4	337.3	318.2	246.6	229.2	310.5	0.4
Countries & Areas n.s.	898	0.6	1.2	18.6	54.4	89.9	67.2	20.4	1.5	2.1	9.3	183.5	295.1
Memorandum Items													
Africa	605	49.0	65.9	100.6	217.6	252.4	96.2	24.1	17.2	268.3	217.8	69.2	58.1
Middle East	405	199.2	190.0	200.3	277.4	325.6	533.5	159.1	98.8	86.5	92.8	141.3	179.0
European Union	998	803.9	930.3	1,436.7	1,324.4	1,324.1	1,105.1	5,041.3	4,451.7	5,148.4	4,458.3	5,193.6	5,443.1
Export earnings: fuel	080	149.5	165.3	185.3	230.9	335.4	494.8	208.4	128.0	79.8	209.8	261.6	298.0
Export earnings: nonfuel	092	1,591.0	1,852.0	2,978.5	3,064.4	2,629.1	2,788.2	7,089.3	6,189.7	7,915.7	6,813.4	7,568.1	8,833.7

Czech Republic (935)

In Millions of U.S. Dollars

		Exports (FOB)						Imports (CIF)					
		2012	2013	2014	2015	2016	2017	2012	2013	2014	2015	2016	2017
IFS World		156,945.3	162,218.2	174,820.0	157,863.6	162,604.5	180,031.1	141,330.0	144,271.9	154,143.4	141,348.6	142,990.4	161,783.4
World	001	157,197.6	162,320.1	175,021.6	157,877.4	162,787.5	180,189.6	141,543.6	144,335.3	154,237.1	141,364.3	143,718.3	162,101.9
Advanced Economies	110	122,223.5	125,173.7	136,344.1	124,886.1	129,135.5	141,814.6	100,716.0	102,885.8	110,149.8	99,808.0	102,242.7	114,125.5
Euro Area	163	100,501.2	102,758.2	111,361.7	101,789.1	106,046.3	117,212.7	84,507.4	86,872.2	93,050.1	84,133.5	86,149.1	95,738.8
Austria	122	7,247.5	7,364.9	7,567.7	6,427.9	6,896.9	7,951.9	5,971.0	5,987.3	6,424.8	5,821.0	5,696.7	6,351.0
Belgium	124	3,763.7	4,101.0	4,282.2	3,624.2	3,803.2	4,113.3	3,540.1	3,534.4	3,721.3	3,310.1	3,376.7	3,732.7
Cyprus	423	177.4	165.7	111.0	95.2	111.5	93.3	142.5	97.8	97.5	82.7	74.5	44.5
Estonia	939	246.9	263.6	293.0	250.3	262.0	288.3	63.3	61.9	67.2	76.9	99.3	105.7
Finland	172	755.1	779.9	922.0	837.9	853.8	1,017.1	381.5	371.0	436.4	366.0	350.0	446.1
France	132	7,944.0	8,017.0	8,864.9	8,080.6	8,419.4	9,200.2	4,287.9	4,548.1	4,869.3	4,254.6	4,521.9	5,227.7
Germany	134	49,418.6	50,812.6	56,023.7	50,758.0	52,682.4	59,075.2	41,523.3	43,559.6	46,418.8	42,230.0	43,711.2	48,254.1
Greece	174	282.7	287.8	325.0	310.0	339.2	384.3	135.6	180.1	236.4	195.4	194.2	231.5
Ireland	178	403.5	475.7	502.3	620.2	668.5	646.4	713.6	879.5	1,131.7	1,474.8	1,504.9	1,987.2
Italy	136	5,650.2	5,865.1	6,430.3	5,963.9	6,950.6	7,360.8	5,252.7	5,497.6	6,028.8	5,493.5	5,885.4	6,520.7
Latvia	941	272.5	321.3	265.0	256.1	263.9	273.3	85.4	124.7	131.8	122.4	141.7	173.4
Lithuania	946	561.3	609.3	589.9	472.2	510.5	693.6	189.0	240.0	290.9	249.6	241.2	325.5
Luxembourg	137	207.0	172.0	239.7	205.6	212.4	231.3	242.0	294.7	320.6	281.2	276.2	286.6
Malta	181	44.2	38.2	40.7	36.9	41.8	42.4	50.1	61.0	61.0	76.2	39.6	25.8
Netherlands	138	5,085.3	4,536.1	4,775.0	4,358.2	4,652.4	5,299.5	8,265.0	7,847.3	8,733.8	7,554.2	7,584.7	8,554.8
Portugal	182	442.2	458.3	567.1	532.7	531.5	574.8	416.2	392.6	427.7	365.2	334.8	351.8
Slovak Republic	936	14,193.0	14,319.2	14,650.1	14,148.9	13,563.1	13,997.8	10,489.7	10,301.8	10,451.4	9,242.0	9,007.5	9,432.2
Slovenia	961	659.9	686.2	745.4	661.2	704.1	846.5	777.7	766.8	824.6	720.3	768.7	934.4
Spain	184	3,146.2	3,484.2	4,166.8	4,149.1	4,579.4	5,122.8	1,980.9	2,126.2	2,376.0	2,217.5	2,340.2	2,753.2
Australia	193	518.9	680.2	606.5	609.8	422.4	422.3	16.2	94.4	99.7	75.0	76.9	90.3
Canada	156	253.9	280.4	257.6	260.9	250.0	306.4	131.5	189.6	144.8	112.0	143.6	186.0
China,P.R.: Hong Kong	532	404.7	398.3	363.7	321.2	280.0	345.8	1,274.7	1,595.2	1,656.3	1,281.4	1,273.5	1,418.4
China,P.R.: Macao	546	2.8	6.0	5.5	7.0	6.5	6.6	1.6	3.8	4.8	4.0	3.6	3.9
Denmark	128	1,188.5	1,331.9	2,012.1	1,531.2	1,624.4	1,749.6	857.8	945.5	1,058.6	914.9	862.1	948.6
Iceland	176	36.2	41.2	40.9	51.7	59.9	63.8	5.2	4.0	4.2	4.5	1.8	0.8
Israel	436	750.4	630.4	661.2	700.4	968.4	1,033.3	155.8	141.5	206.8	134.7	146.6	162.6
Japan	158	713.9	873.7	1,024.4	868.5	928.9	773.7	1,705.2	1,364.4	1,247.8	1,135.5	1,432.0	1,681.7
Korea, Republic of	542	556.5	579.5	604.3	507.4	439.1	454.8	2,411.8	2,032.3	2,120.2	2,583.1	2,667.9	2,795.0
New Zealand	196	55.8	66.5	74.6	82.3	79.0	88.1	8.6	20.1	25.3	30.7	8.1	19.1
Norway	142	818.8	832.4	780.2	695.1	723.9	780.3	76.5	60.7	79.7	49.5	39.3	44.1
San Marino	135	1.5	1.4	2.1	1.5	1.2	1.5	0.2	0.3	0.3	0.3	0.2	0.2
Singapore	576	202.3	205.8	272.6	239.1	242.5	316.4	916.7	712.6	638.3	524.8	376.9	463.8
Sweden	144	2,379.2	2,426.9	2,568.9	2,420.9	2,437.3	2,855.4	1,265.4	1,358.0	1,350.5	1,216.7	1,194.8	1,375.4
Switzerland	146	2,567.0	2,525.9	2,734.5	2,468.7	2,370.0	2,565.2	1,176.8	1,197.0	1,206.1	1,275.7	1,184.6	1,217.4
Taiwan Prov.of China	528	160.3	152.0	180.2	207.3	193.1	235.4	808.5	785.0	840.4	535.1	537.5	633.3
United Kingdom	112	7,529.1	7,848.9	8,884.4	8,383.3	8,527.0	8,846.2	3,341.7	3,498.4	3,900.0	3,689.6	4,060.6	4,648.4
United States	111	3,582.7	3,534.1	3,908.5	3,740.8	3,535.6	3,757.3	2,054.4	2,010.5	2,516.0	2,107.1	2,083.7	2,697.8
Vatican	187	0.1	0.0	0.0	0.0	0.0
Emerg. & Dev. Economies	200	34,803.4	36,999.8	38,557.7	32,841.6	33,451.9	38,208.0	39,962.0	40,554.9	43,011.6	40,593.9	39,240.1	45,384.1
Emerg. & Dev. Asia	505	3,049.2	3,309.3	3,476.5	3,183.7	3,315.5	3,939.7	11,110.3	10,441.1	11,721.3	13,938.8	13,000.9	14,645.1
Bangladesh	513	24.8	21.0	31.3	47.9	42.8	34.6	59.5	82.4	107.3	121.5	124.6	133.6
Brunei Darussalam	516	0.8	0.7	0.3	1.3	0.3	0.3	0.0	0.1	0.0	0.0
Cambodia	522	2.5	4.2	0.7	1.4	1.7	2.6	9.6	16.6	21.1	28.6	35.2	32.6
China,P.R.: Mainland	924	1,675.1	1,920.7	2,042.9	1,852.9	1,916.1	2,415.2	8,961.7	8,354.8	9,468.7	11,683.6	10,642.3	11,933.6
Fiji	819	0.2	0.8	0.5	0.2	0.3	0.1	0.2	0.2	0.2	0.2	0.1	0.1
F.T. French Polynesia	887	0.2	0.2	0.3	0.4	0.3	0.4	0.0
F.T. New Caledonia	839	2.6	3.3	4.5	2.4	1.9	1.0	0.0	0.0	0.0	0.0	0.0	0.0
Guam	829	0.1	0.0	0.0	0.0	0.0	0.0	0.0
India	534	656.4	561.8	591.0	546.5	624.1	669.5	384.9	390.9	447.2	423.9	413.8	462.1
Indonesia	536	158.6	152.8	173.5	132.0	153.1	112.7	108.4	113.6	114.5	105.3	152.6	197.8
Lao People's Dem.Rep	544	0.3	0.6	0.4	3.2	5.9	41.3	0.4	0.1	0.1	0.8	0.6	0.2
Malaysia	548	142.3	191.8	222.2	187.2	186.7	208.2	451.0	362.1	426.4	445.6	491.6	673.3
Maldives	556	13.0	25.8	6.7	6.1	3.5	5.1	0.1	0.0	0.0	1.0	0.3	0.1
Marshall Islands	867	0.1	0.1	0.4	1.6	0.1	0.0	0.0	0.1	0.0
Mongolia	948	21.2	14.9	10.4	11.5	12.4	14.5	0.2	0.1	0.1	0.2	0.2	0.2
Myanmar	518	0.6	0.7	3.3	2.9	3.5	6.4	0.3	0.5	2.7	4.2	5.2	9.3

Czech Republic (935)

In Millions of U.S. Dollars

		Exports (FOB)						Imports (CIF)					
		2012	2013	2014	2015	2016	2017	2012	2013	2014	2015	2016	2017
Nepal	558	2.1	2.5	8.0	11.5	3.6	3.6	1.0	1.0	1.4	1.3	2.1	1.4
Palau	565	0.0	0.0	0.1	0.0
Papua New Guinea	853	1.3	0.7	0.4	0.9	1.3	6.4	0.9	1.9	0.4	0.0	0.0	1.0
Philippines	566	73.8	105.1	108.0	101.1	99.3	111.0	60.6	86.5	80.3	101.5	80.9	87.4
Samoa	862	0.0	0.0	0.0	0.2	0.2	0.0	0.0	0.1	0.0	0.1
Solomon Islands	813	0.2	0.0	0.0
Sri Lanka	524	14.8	16.0	10.2	12.0	15.6	12.7	16.2	16.0	19.6	18.8	20.2	22.7
Thailand	578	160.7	156.0	175.3	162.8	146.3	179.7	903.2	861.2	867.5	842.9	839.5	845.4
Timor-Leste	537	0.0	0.1	0.1	0.1	0.0
Tonga	866	0.0	0.1	0.0	0.0
Tuvalu	869	0.4	0.1
Vanuatu	846	0.0	0.1	1.2	0.0	0.0
Vietnam	582	91.9	128.9	85.0	97.3	94.4	106.1	151.2	153.0	163.1	159.4	191.5	235.7
Asia n.s.	598	5.3	0.5	0.9	0.5	0.8	7.8	0.7	0.0	0.5	0.0	0.1	8.5
Europe	170	27,554.3	29,147.7	29,726.4	24,603.6	25,222.6	28,996.2	27,920.2	29,122.8	30,147.4	25,681.5	25,188.2	29,279.5
Emerg. & Dev. Europe	903	18,587.2	20,209.0	22,029.5	19,955.5	20,520.9	23,406.9	17,049.6	18,703.4	20,731.0	19,816.8	21,342.1	23,744.5
Albania	914	28.6	28.9	31.2	32.3	51.4	52.5	5.6	7.0	8.9	7.6	15.3	21.8
Bosnia and Herzegovina	963	151.6	143.9	139.7	123.5	141.5	165.6	55.1	83.7	99.6	57.9	54.4	86.6
Bulgaria	918	680.3	746.8	948.2	826.2	811.1	810.6	229.7	278.2	303.8	303.7	360.2	554.1
Croatia	960	456.8	458.3	524.0	487.4	506.2	585.8	146.4	138.4	151.4	135.2	153.6	226.8
Faroe Islands	816	1.2	2.1	2.3	1.3	2.0	2.1	0.0	0.0	0.0
Gibraltar	823	0.2	0.3	0.5	0.3	0.3	13.3	0.1	0.9	0.3	0.3	0.1	2.3
Hungary	944	3,611.3	4,223.4	4,874.3	4,682.9	4,669.0	5,220.9	3,749.1	3,896.5	4,163.6	3,838.9	3,941.2	4,546.8
Kosovo	967	14.2	13.1	14.5	13.6	15.1	15.6	0.5	0.6	0.5	0.4	0.6	0.5
Macedonia, FYR	962	84.6	96.6	96.3	97.0	119.4	128.9	41.2	38.9	45.2	49.8	55.0	76.6
Montenegro	943	24.0	43.8	56.2	45.9	48.1	47.5	1.2	1.9	3.8	2.5	1.5	1.3
Poland	964	9,576.1	9,737.9	10,461.2	9,266.0	9,383.0	10,953.0	10,917.5	11,887.8	13,178.6	12,729.4	13,804.7	14,787.9
Romania	968	1,776.8	2,031.3	2,208.8	1,988.6	2,094.9	2,517.9	890.6	1,166.7	1,434.6	1,477.8	1,602.4	1,953.1
Serbia, Republic of	942	481.5	472.5	515.7	473.7	493.7	606.4	220.5	358.0	308.4	264.1	286.8	321.2
Turkey	186	1,700.0	2,210.0	2,156.6	1,916.7	2,185.1	2,287.0	792.0	844.8	1,032.2	949.2	1,066.1	1,165.6
CIS	901	8,964.1	8,934.7	7,694.4	4,646.4	4,699.8	5,579.4	10,870.6	10,419.4	9,416.4	5,864.5	3,846.1	5,534.9
Armenia	911	38.8	25.3	26.1	23.2	21.2	38.0	1.3	1.2	1.6	1.5	2.5	2.8
Azerbaijan, Rep. of	912	141.2	170.3	112.8	115.3	108.4	86.7	1,629.5	1,367.5	1,876.7	1,048.8	479.8	1,026.5
Belarus	913	402.5	485.2	413.5	255.1	193.1	225.5	154.9	106.9	137.6	137.6	102.3	99.2
Georgia	915	113.9	80.1	84.7	62.5	79.8	85.0	8.4	16.7	20.5	20.4	18.3	11.8
Kazakhstan	916	346.0	394.6	420.1	224.1	179.0	217.7	545.8	623.1	762.9	425.3	165.5	504.9
Kyrgyz Republic	917	8.7	8.3	14.6	6.7	6.7	15.6	0.0	0.0	10.3	1.9	0.4	0.5
Moldova	921	60.8	59.5	58.6	47.0	48.5	66.7	18.3	28.2	33.2	31.2	33.0	34.5
Russian Federation	922	6,036.5	5,943.5	5,459.8	3,202.6	3,077.7	3,535.5	7,401.2	7,157.1	5,525.3	3,469.2	2,337.3	3,017.3
Tajikistan	923	5.1	6.6	5.4	6.1	4.4	4.2	3.1	0.8	0.5	0.0	0.1	0.0
Turkmenistan	925	22.6	23.7	27.1	21.0	24.6	20.1	0.4	1.5	0.1	0.0	0.5	0.3
Ukraine	926	1,709.0	1,653.1	994.4	621.2	887.6	1,214.0	1,100.0	1,113.1	1,043.6	725.1	703.3	831.9
Uzbekistan	927	78.9	84.5	77.3	61.4	68.8	70.5	7.6	3.2	4.2	3.5	3.1	5.2
Europe n.s.	884	3.1	4.0	2.5	1.7	1.9	9.8	0.1	0.1	0.0	0.2	0.0	0.0
Mid East, N Africa, Pak	440	2,176.9	2,367.9	2,965.9	2,873.6	2,821.9	2,973.3	286.6	354.9	405.2	336.4	380.8	655.4
Afghanistan, I.R. of	512	11.0	12.1	12.2	6.3	8.5	3.5	11.8	0.0	0.1	0.0	0.6	0.0
Algeria	612	180.4	222.3	349.4	221.5	142.8	132.8	89.4	68.6	2.8	0.4	1.2	32.5
Bahrain, Kingdom of	419	17.3	12.1	13.5	23.1	21.4	25.9	0.9	0.0	4.6	13.5	13.8	15.1
Djibouti	611	0.4	0.1	0.3	0.7	0.4	0.5	0.5	0.3	0.7	0.3	0.9	1.1
Egypt	469	222.4	285.9	448.3	368.1	332.2	261.9	39.3	49.0	59.7	43.2	58.5	51.8
Iran, I.R. of	429	53.5	30.7	27.5	38.1	59.8	76.2	2.3	4.4	2.8	3.4	3.3	4.1
Iraq	433	126.2	103.4	66.7	128.4	127.3	61.5	0.0	0.0	0.2	0.8	0.0	0.2
Jordan	439	37.3	35.3	33.7	34.9	57.2	58.7	0.3	0.4	0.3	0.6	0.5	0.2
Kuwait	443	51.1	47.3	51.3	65.7	78.0	92.3	0.2	0.1	0.4	0.3	0.2	0.5
Lebanon	446	74.6	62.6	74.1	53.9	67.5	66.6	0.9	1.4	2.0	1.9	1.4	0.4
Libya	672	19.1	20.1	19.0	3.5	4.0	5.5	0.0	39.9	57.7	0.7	0.4	14.7
Mauritania	682	18.2	10.2	10.1	1.8	1.2	6.9	0.0	0.0	0.0
Morocco	686	141.7	207.0	226.9	211.9	253.7	316.8	5.1	10.7	16.8	24.5	43.4	56.1
Oman	449	30.7	27.1	45.7	71.0	94.4	83.1	17.4	14.9	11.7	12.4	10.4	11.6
Pakistan	564	33.6	39.9	42.6	52.0	69.9	70.1	56.1	54.5	69.3	71.3	76.4	92.1

Czech Republic (935)

In Millions of U.S. Dollars

		Exports (FOB)						Imports (CIF)					
		2012	2013	2014	2015	2016	2017	2012	2013	2014	2015	2016	2017
Qatar	453	63.7	76.0	102.3	91.4	105.4	114.3	1.3	0.6	5.2	7.0	7.8	7.8
Saudi Arabia	456	335.3	358.4	519.2	578.9	446.5	582.0	4.1	3.5	9.8	16.0	39.5	86.3
Somalia	726	0.9	0.8	0.1	0.2	0.0
Sudan	732	11.4	15.4	14.5	11.8	8.6	10.1	0.0	0.1	0.0	0.0	0.0	0.0
Syrian Arab Republic	463	33.9	16.5	5.5	5.7	5.0	5.3	0.3	0.0	0.0	0.0	0.0	0.0
Tunisia	744	69.1	78.2	82.1	90.4	128.6	148.1	27.1	50.7	56.7	57.9	63.2	69.6
United Arab Emirates	466	625.9	689.2	802.6	810.5	793.3	837.3	29.6	55.6	104.4	82.3	59.1	211.2
West Bank and Gaza	487	2.2	1.2	4.5	3.6	15.7	12.9	0.0	0.1	0.0
Yemen, Republic of	474	17.8	15.9	13.1	0.5	0.3	1.0	0.0
Sub-Saharan Africa	603	770.1	828.6	911.4	808.8	764.0	776.2	226.3	260.1	289.5	209.2	204.0	265.4
Angola	614	33.1	25.9	28.1	81.6	16.9	9.5	0.0	0.1	0.6	0.3	1.1	1.0
Benin	638	1.4	1.6	3.9	1.7	2.1	2.8	0.1	0.4	0.3	0.2	0.0	0.0
Botswana	616	1.4	0.9	0.6	0.5	0.8	9.9	0.0	0.0	0.0	0.0	0.0
Burkina Faso	748	1.8	3.6	2.1	3.6	3.1	1.6	0.7	1.5	0.0	0.0
Burundi	618	0.2	0.2	0.2	0.1	0.2	0.4	0.1	0.1
Cabo Verde	624	0.6	0.6	0.3	0.6	0.2	0.2	0.0	0.0	0.0	0.0
Cameroon	622	4.2	4.6	2.4	4.2	7.0	10.2	0.3	1.2	1.6	2.7	5.2	3.8
Central African Rep.	626	0.3	0.4	0.4	0.8	0.3	0.0	0.3	0.1	0.0	0.0	0.0
Chad	628	1.2	0.9	1.4	2.4	0.3	0.3	0.0
Comoros	632	0.2	0.0	0.0	0.0
Congo, Dem. Rep. of	636	2.3	6.0	5.0	6.2	4.0	3.3	0.3	0.3	0.0	1.7	0.0	0.4
Congo, Republic of	634	2.6	2.9	6.2	3.5	6.8	2.4	1.4	1.7	0.7	2.0	3.1	3.3
Côte d'Ivoire	662	5.2	11.9	20.7	21.2	13.7	13.5	24.0	26.7	24.8	26.8	19.4	22.2
Equatorial Guinea	642	2.3	0.4	0.9	1.5	0.2	0.1	0.0	0.0	2.4	6.3	0.7	0.5
Eritrea	643	0.0	0.0	0.1	0.0	0.0	0.0	0.0	0.0
Eswatini, Kingdom of	734	0.5	1.6	1.2	0.3	0.1	0.2	0.1	0.0	0.0	0.0	0.0	0.0
Estonia	939	246.9	263.6	293.0	250.3	262.0	288.3	63.3	61.9	67.2	76.9	99.3	105.7
Ethiopia	644	5.6	5.4	28.5	14.9	22.0	17.2	4.5	2.3	3.6	5.6	1.7	1.3
Gabon	646	1.5	2.7	15.3	11.9	2.1	1.4	0.0	0.0	0.8	0.0	1.5
Gambia, The	648	0.2	0.2	1.8	0.2	0.1	0.3	0.0	0.0
Ghana	652	23.6	17.7	18.1	16.0	23.5	21.5	9.3	5.7	1.1	0.6	0.4	2.4
Guinea	656	1.9	1.4	3.0	1.8	2.1	1.4	1.9	0.6	0.3	0.4	0.0	0.1
Guinea-Bissau	654	0.0	0.1	0.1	0.0	0.0
Kenya	664	20.4	24.6	28.2	20.6	22.5	39.5	1.3	0.7	1.3	2.2	2.4	1.0
Lesotho	666	0.1	0.1	0.1	0.0	1.5	0.0	0.0	0.0
Liberia	668	0.0	0.7	0.6	3.0	1.6	0.6	5.5	29.5	34.1	10.7	5.0	10.6
Madagascar	674	1.3	0.6	0.5	1.0	1.3	2.0	0.2	0.8	0.9	0.8	0.4	1.5
Malawi	676	0.0	0.5	0.6	0.4	0.5	0.5	3.2	1.7	2.9	2.6	5.8	5.7
Mali	678	53.0	55.8	54.3	28.3	25.4	23.1	0.1	0.2	0.0	0.0	0.0	0.2
Mauritius	684	5.3	6.4	10.7	6.6	6.7	7.0	17.8	25.1	22.3	16.7	12.3	9.9
Mozambique	688	1.6	1.8	1.7	0.8	0.6	1.4	0.8	1.8	1.4	0.6	1.1	0.3
Namibia	728	1.7	2.3	3.1	4.7	2.4	2.0	0.1	0.1	0.2	0.2	0.2	0.3
Niger	692	1.2	0.3	1.2	1.1	3.7	0.6	0.0	0.0	0.0
Nigeria	694	71.4	76.2	73.0	72.8	42.6	51.0	3.4	12.6	4.3	6.2	10.2	15.4
Rwanda	714	1.4	1.9	2.0	2.0	8.7	2.3	0.0	0.1	0.2	0.5	0.6
São Tomé & Príncipe	716	0.0	0.0	0.0	0.1	0.1	0.1	0.0	0.0	0.0	0.0	0.0
Senegal	722	20.1	28.8	32.9	25.8	9.3	10.1	0.0	0.0	0.2	0.0	0.0	0.1
Seychelles	718	6.0	6.3	2.3	1.8	1.7	1.1	0.0	0.1	0.2	0.2	0.0	0.0
Sierra Leone	724	0.6	0.3	1.1	0.3	0.2	0.4	0.8	1.9	1.0	2.2	0.3	1.6
South Africa	199	463.5	503.2	521.1	432.8	473.0	505.0	145.1	139.3	178.3	113.4	129.4	176.1
South Sudan, Rep. of	733	0.8	1.4	0.3	0.1	0.4
Tanzania	738	13.6	8.8	13.6	12.1	11.0	15.6	4.4	4.1	5.7	5.5	4.3	3.9
Togo	742	7.3	6.9	7.4	4.8	4.7	3.8	0.3	0.5	0.0	0.1	0.6
Uganda	746	8.9	7.6	10.2	11.3	36.7	10.9	0.2	0.3	0.3	0.3	0.4	1.0
Zambia	754	1.1	4.3	3.7	4.0	2.5	1.8	0.0	0.0	0.2	0.0	0.0	0.0
Zimbabwe	698	1.3	1.6	1.3	1.2	1.7	0.9	0.1	0.0	0.0	0.0	0.1	0.0
Africa n.s.	799	0.0	0.0	1.1	0.0
Western Hemisphere	205	1,252.8	1,346.3	1,477.4	1,371.9	1,327.9	1,522.6	418.5	376.0	448.2	428.0	466.2	538.8
Anguilla	312	0.0	0.0	0.5	0.0	0.1
Antigua and Barbuda	311	0.0	0.0	0.1	0.1	0.1	0.1	0.1	0.4	1.0	1.1	0.0

Czech Republic (935)

In Millions of U.S. Dollars

		Exports (FOB)						Imports (CIF)					
		2012	2013	2014	2015	2016	2017	2012	2013	2014	2015	2016	2017
Argentina	213	69.9	98.5	91.8	89.0	90.0	92.9	49.3	11.5	51.4	70.2	88.2	69.4
Aruba	314	0.3	0.1	0.2	0.2	0.1	0.1	0.0	0.0	0.0
Bahamas, The	313	0.3	1.5	0.2	0.6	0.1	0.7	0.0	0.0	0.0	0.0
Barbados	316	0.1	0.1	0.1	0.2	0.2	0.3	1.0	1.1	1.5	1.9	3.1	2.8
Belize	339	4.0	6.4	5.5	2.9	3.0	1.2	0.2	0.2	0.1	0.0
Bermuda	319	0.1	0.1	0.0	0.1	0.0	0.0	0.7	1.0	1.1	0.4	0.0	0.0
Bolivia	218	3.4	4.3	5.3	5.9	5.2	13.2	0.2	0.0	0.2	0.4	0.2	0.4
Brazil	223	410.0	426.1	388.0	266.4	260.6	281.5	110.7	89.8	104.9	50.6	62.7	96.7
Chile	228	74.8	64.2	58.1	85.1	75.0	68.0	13.1	15.4	13.9	13.5	13.3	19.5
Colombia	233	37.9	43.7	70.9	62.8	31.8	49.3	7.8	2.9	3.5	2.8	3.4	3.0
Costa Rica	238	6.6	9.4	6.0	7.3	7.1	8.3	0.1	0.2	8.2	1.3	1.5	1.3
Curacao	354	0.2	0.1	0.4	0.2	0.5	0.0
Dominica	321	0.0	0.0	0.0	0.2	0.2	0.0	0.0	0.0
Dominican Republic	243	4.4	6.3	7.4	14.2	13.8	5.9	3.7	0.8	0.5	1.0	1.7	2.4
Ecuador	248	16.8	16.2	13.9	14.0	13.2	15.6	3.5	4.4	4.3	5.0	6.8	10.3
El Salvador	253	46.8	56.6	51.9	46.9	43.4	59.8	14.3	18.8	14.2	11.9	12.3	15.2
Falkland Islands	323	0.0	0.1
Greenland	326	0.8	0.7	0.6	0.7	0.8	0.8	0.0	0.0
Grenada	328	0.3	0.0	0.0	0.0	0.0	0.1
Guatemala	258	5.9	12.9	13.4	7.6	7.5	7.5	0.2	0.3	0.4	0.5	0.1	0.1
Guyana	336	0.3	0.6	0.1	0.1	0.2	0.3	0.0	0.0	0.0	0.0	0.0	0.0
Haiti	263	0.0	0.0	0.0	0.1	0.2	0.3	0.0	0.0	0.0
Honduras	268	14.4	14.3	10.4	10.9	9.4	12.8	7.5	6.4	5.3	4.7	2.4	1.8
Jamaica	343	0.2	0.3	0.2	0.3	5.1	0.5	0.0	0.0	0.0	0.2	0.1	0.1
Mexico	273	459.0	482.3	640.7	661.6	693.8	829.2	193.8	211.6	207.8	246.1	256.5	300.5
Netherlands Antilles	353	0.2
Nicaragua	278	0.5	1.0	1.4	1.7	1.5	1.8	0.1	0.2	0.3	0.4	0.3	0.6
Panama	283	17.8	14.5	43.4	5.2	9.1	11.0	0.2	0.3	0.1	1.1	0.4	1.9
Paraguay	288	3.5	5.2	5.1	5.7	4.9	6.2	0.0	0.1	0.1	0.1	0.5	0.4
Peru	293	29.0	40.8	33.5	42.7	33.7	38.3	9.3	8.0	9.4	6.7	5.6	6.7
Sint Maarten	352	0.1	0.2	0.2	0.1	0.2	0.0	0.0	0.0	0.0	0.0
St. Kitts and Nevis	361	0.0	0.0	0.0	0.0	0.0	0.0	1.0	1.2	1.0	1.2	1.3	1.5
St. Lucia	362	0.0	0.0	0.0	0.1	0.1	0.0	0.0	0.0	0.0	0.0	0.0
St. Vincent & Grens.	364	0.2	0.0	0.1	0.1	0.0	0.0	0.0	0.0
Suriname	366	0.5	0.7	0.6	0.6	0.7	1.0	0.0	0.0	0.0	0.0	0.1	0.0
Trinidad and Tobago	369	2.9	5.1	2.6	1.0	1.6	1.6	0.3	0.1	0.0	0.0	0.0	0.0
Uruguay	298	12.6	8.9	9.4	25.3	6.3	8.3	0.6	1.0	7.2	4.4	4.2	4.0
Venezuela, Rep. Bol.	299	20.7	13.4	11.5	7.0	5.3	3.0	0.4	0.0	4.6	0.0	0.0	0.0
Western Hem. n.s.	399	8.6	11.6	4.8	4.1	3.2	2.2	0.4	0.3	7.2	2.3	1.4	0.0
Other Countries n.i.e	910	39.7	25.4	24.9	28.0	17.8	18.6	2.3	2.5	1.4	2.1	2.0	2.2
Cuba	928	39.6	25.2	24.9	28.0	17.8	18.5	2.0	2.5	1.4	2.1	2.0	2.2
Korea, Dem. People's Rep.	954	0.1	0.2	0.1	0.0	0.0	0.0	0.4
Special Categories	899	52.0	53.9	42.0	40.2	38.6	66.1	0.5	1.9	0.3	0.0	0.4
Countries & Areas n.s.	898	79.1	67.3	52.9	81.6	143.7	82.4	862.8	890.3	1,073.9	960.3	2,233.2	2,590.1
Memorandum Items													
Africa	605	1,191.3	1,361.8	1,594.1	1,346.6	1,299.4	1,391.1	348.6	390.4	366.7	292.2	312.8	424.8
Middle East	405	1,711.0	1,781.9	2,227.0	2,277.2	2,208.1	2,284.5	96.5	170.0	258.6	182.2	194.9	403.9
European Union	998	127,699.3	131,563.6	143,843.8	131,375.7	136,099.2	150,752.0	105,905.7	110,041.8	118,591.3	108,439.6	112,128.8	124,779.9
Export earnings: fuel	080	8,262.2	8,328.1	8,260.9	5,861.8	5,389.4	6,019.9	9,739.2	9,358.5	8,385.1	5,103.9	3,144.3	4,968.4
Export earnings: nonfuel	092	148,935.5	153,992.0	166,760.7	152,015.6	157,398.2	174,169.7	131,804.5	134,976.8	145,852.0	136,260.5	140,574.0	157,133.5

Denmark (128)

In Millions of U.S. Dollars

		Exports (FOB)						Imports (CIF)					
		2012	2013	2014	2015	2016	2017	2012	2013	2014	2015	2016	2017
IFS World		106,101.7	110,469.9	110,739.0	94,567.3	95,205.5	101,662.8	91,324.7	97,257.4	99,031.8	85,210.6	85,270.3	92,363.5
World	001	107,086.2	110,948.9	111,492.9	95,457.3	95,326.4	102,583.7	91,875.0	97,366.4	99,572.2	85,622.7	85,512.9	93,083.0
Advanced Economies	110	86,999.5	89,204.1	90,040.7	76,198.4	75,578.1	80,651.5	72,727.6	76,795.7	78,539.8	67,217.6	66,576.0	72,580.8
Euro Area	163	38,002.7	41,623.8	43,372.9	36,525.7	36,320.5	37,482.9	42,529.4	45,277.8	45,853.3	39,798.1	41,006.4	43,773.6
Austria	122	692.0	719.1	735.3	635.3	649.9	741.3	916.5	910.5	917.8	786.6	816.0	801.6
Belgium	124	1,518.3	1,879.9	1,883.2	1,424.5	1,613.3	1,867.2	2,784.7	2,943.2	3,015.0	2,687.5	2,850.3	2,916.8
Cyprus	423	87.4	62.0	54.1	58.0	43.9	51.9	19.3	33.0	14.6	10.4	12.4	16.2
Estonia	939	284.5	268.0	295.8	247.2	283.0	296.2	298.7	352.9	389.6	325.3	346.1	409.7
Finland	172	2,492.0	3,149.1	3,074.6	2,451.3	2,219.1	2,378.8	1,528.0	1,608.6	1,345.6	1,115.1	1,061.6	1,238.8
France	132	3,835.5	3,879.8	4,293.3	3,342.9	3,459.4	3,761.5	2,775.8	2,892.6	3,058.9	2,619.6	2,656.1	2,885.8
Germany	134	16,301.0	18,274.2	20,021.1	17,120.9	15,553.8	15,881.4	19,067.8	20,401.9	20,494.0	17,526.5	18,440.8	19,808.6
Greece	174	475.9	491.9	555.6	398.4	450.3	527.0	160.9	174.6	155.5	132.3	147.8	182.1
Ireland	178	734.3	1,032.0	797.0	690.9	1,005.8	780.6	1,063.9	1,183.0	1,156.6	961.9	1,024.6	1,030.4
Italy	136	2,795.0	2,721.7	2,709.9	2,437.0	2,603.7	2,729.5	3,378.5	3,412.9	3,640.5	3,019.1	3,045.2	3,286.0
Latvia	941	311.6	315.1	348.4	300.3	293.9	330.2	472.9	538.1	524.8	478.4	492.0	489.4
Lithuania	946	455.1	504.3	482.3	405.8	428.1	473.8	575.1	584.9	646.1	572.0	518.7	614.1
Luxembourg	137	58.5	53.5	52.4	47.6	58.8	58.6	157.6	168.8	202.1	207.8	199.0	173.0
Malta	181	44.1	103.6	36.4	57.8	62.2	60.9	76.5	64.5	50.3	28.5	41.4	27.6
Netherlands	138	5,122.0	5,335.9	4,850.0	4,240.3	4,813.7	4,472.8	6,777.6	7,323.5	7,616.9	6,953.9	6,896.7	7,280.6
Portugal	182	319.7	362.5	393.3	274.2	303.0	317.4	409.6	433.5	423.9	337.6	346.9	378.0
Slovak Republic	936	297.0	290.8	307.5	262.6	224.9	263.3	406.2	447.7	434.0	389.4	470.3	425.2
Slovenia	961	95.7	93.6	103.3	90.3	91.9	110.5	279.2	283.0	254.3	204.0	240.8	305.4
Spain	184	2,083.1	2,086.7	2,379.5	2,040.4	2,161.7	2,379.7	1,380.7	1,520.5	1,512.7	1,442.2	1,399.8	1,504.2
Australia	193	1,092.4	1,071.6	920.7	856.3	981.4	1,144.8	163.8	106.1	105.6	131.2	116.5	220.3
Canada	156	770.3	707.9	784.4	561.9	582.9	852.1	396.5	381.8	285.8	345.0	280.3	233.0
China,P.R.: Hong Kong	532	1,857.7	2,065.5	1,258.7	1,244.9	501.4	627.1	142.5	113.2	125.0	110.0	103.9	119.7
China,P.R.: Macao	546	2.0	1.7	2.4	2.5	2.7	4.0	1.4	2.0	0.7	0.6	0.7	0.4
Czech Republic	935	1,054.0	1,002.3	1,014.8	860.5	825.0	886.0	1,145.7	1,325.7	1,829.2	1,388.1	1,505.0	1,637.1
Iceland	176	411.8	431.5	484.1	438.7	497.4	561.3	187.3	212.2	166.5	173.9	184.8	219.8
Israel	436	196.2	226.3	201.6	204.2	220.5	225.0	78.6	75.6	78.2	61.8	63.5	84.4
Japan	158	2,076.7	1,940.4	2,024.2	1,835.3	2,148.5	2,137.3	414.9	359.4	386.7	388.2	400.2	396.7
Korea, Republic of	542	799.5	767.3	913.9	942.2	732.9	741.9	432.9	1,084.7	2,078.3	1,767.9	358.3	1,235.9
New Zealand	196	122.2	124.5	208.0	121.3	121.0	149.9	92.2	87.9	91.7	88.4	90.9	105.8
Norway	142	6,888.8	7,262.6	7,408.7	5,961.6	5,809.1	6,158.8	6,475.0	6,966.2	6,708.5	5,164.2	4,718.5	5,822.8
San Marino	135	1.3	3.7	1.4	2.5	2.2	0.8	0.9	0.9	1.0	1.2	0.7	0.3
Singapore	576	497.2	538.7	557.4	453.7	457.6	415.6	181.0	147.1	137.9	180.4	530.1	591.5
Sweden	144	14,189.1	13,726.7	13,360.5	11,035.1	11,247.3	11,950.3	11,792.6	12,014.7	12,160.5	10,503.6	10,322.0	11,016.0
Switzerland	146	916.8	925.6	945.2	828.0	819.8	821.0	797.0	810.4	748.9	643.2	669.4	659.7
Taiwan Prov.of China	528	279.6	275.2	323.8	286.3	360.7	380.9	440.8	440.1	463.2	391.3	377.0	419.3
United Kingdom	112	10,676.9	9,515.1	8,721.4	6,033.0	6,176.0	8,393.4	5,065.0	5,305.7	4,744.7	3,872.2	3,524.0	3,661.2
United States	111	7,164.2	6,993.8	7,536.7	8,004.8	7,771.2	7,718.3	2,390.1	2,084.3	2,573.9	2,208.4	2,323.7	2,383.3
Emerg. & Dev. Economies	200	19,271.2	20,829.8	20,977.3	18,691.3	19,087.6	21,218.4	19,128.9	20,562.1	21,016.2	18,376.4	18,923.8	20,495.1
Emerg. & Dev. Asia	505	4,463.4	4,939.2	5,743.6	5,663.6	6,105.0	6,776.2	8,684.2	8,873.3	9,552.6	8,673.8	8,681.9	9,457.5
American Samoa	859	0.1	0.1	0.2	0.0	0.7	1.5	0.1	0.0	0.0	0.0	0.0	0.1
Bangladesh	513	62.6	65.0	56.3	62.2	89.9	101.7	386.9	431.9	533.6	543.1	582.5	609.9
Bhutan	514	0.4	0.2	0.2	0.4	0.5	0.5	0.0	0.0	0.2	0.0	0.0
Brunei Darussalam	516	4.0	5.0	2.4	1.9	1.7	4.8	0.4	0.5	1.1	0.0	0.1	0.2
Cambodia	522	7.8	6.5	8.2	34.1	120.9	199.7	19.9	21.6	27.7	41.5	86.8	132.0
China,P.R.: Mainland	924	2,908.8	3,421.4	3,879.8	3,977.8	4,213.6	4,518.3	6,249.1	6,421.4	6,877.0	6,233.1	6,203.8	6,609.8
Fiji	819	1.1	1.3	2.1	1.2	1.7	3.9	0.0	0.0	0.0	0.0	0.0	0.1
F.T. French Polynesia	887	3.7	5.4	2.9	3.2	3.0	2.8	0.4	0.5	0.6	0.7	0.7	0.6
F.T. New Caledonia	839	5.7	5.3	6.2	6.0	6.9	6.7	0.0	0.0	0.0	0.0	0.1	0.1
Guam	829	5.2	3.0	4.0	5.0	5.4	4.0	0.0	0.0	0.0	0.0	0.0	0.0
India	534	446.9	381.8	412.0	373.6	424.0	474.8	724.3	767.4	809.5	634.1	664.6	744.5
Indonesia	536	168.2	180.0	160.3	149.7	135.6	222.6	265.2	269.1	259.8	223.9	207.6	236.1
Kiribati	826	0.0	0.5	0.6	1.0	0.9	1.3	0.0	0.0	0.0	0.0
Lao People's Dem.Rep	544	1.2	2.9	1.1	0.6	1.3	1.3	8.3	10.6	8.3	9.6	15.0	18.5
Malaysia	548	212.4	224.5	220.9	201.9	199.1	211.6	255.9	226.8	250.5	212.6	177.5	178.1
Maldives	556	4.4	3.7	5.1	5.5	8.5	5.6	0.1	0.1	0.4	6.9	0.1	0.0
Marshall Islands	867	2.3	2.2	218.5	48.1	8.5	3.0	0.1	0.0	0.1	14.9	0.0	5.0

Denmark (128)

In Millions of U.S. Dollars

		Exports (FOB)						Imports (CIF)					
		2012	2013	2014	2015	2016	2017	2012	2013	2014	2015	2016	2017
Micronesia	868	0.1	0.0	0.0	0.0	0.1	0.0	0.0	0.3
Mongolia	948	4.7	14.9	4.7	4.0	4.1	5.3	0.0	0.1	2.8	0.3	0.3	1.6
Myanmar	518	3.3	3.0	6.4	9.3	7.0	6.2	1.4	3.3	2.3	4.1	24.0	76.6
Nepal	558	2.4	5.3	2.6	2.5	3.4	7.5	2.5	3.3	3.1	2.9	3.9	4.0
Papua New Guinea	853	16.8	14.5	9.7	9.8	8.4	8.2	2.9	1.0	1.9	0.9	0.6	1.0
Philippines	566	97.3	110.7	221.9	125.0	137.4	169.8	62.5	47.2	45.7	44.8	49.2	55.7
Samoa	862	0.0	0.0	0.0	0.0	0.2	0.1	0.1	0.0	0.0	0.3
Solomon Islands	813	0.4	0.1	0.2	0.4	0.2	1.2	0.0	0.0	0.0	0.0
Sri Lanka	524	41.4	45.4	39.0	33.5	37.9	39.7	23.0	25.7	25.1	24.8	25.5	32.9
Thailand	578	286.5	239.9	247.8	236.7	267.9	370.1	416.2	385.8	401.2	374.2	354.2	388.9
Timor-Leste	537	0.2	0.1	0.2	0.2	0.4	0.4	0.0	0.1	0.0	0.0	0.0
Tonga	866	0.7	0.0	0.2	0.1	0.2	0.0	0.0	0.0
Tuvalu	869	0.0	0.0	0.1	0.0	0.0	0.0
Vanuatu	846	0.1	0.2	0.1	0.2	0.0	0.0	0.0	0.0	0.0
Vietnam	582	174.0	193.5	229.5	368.6	413.7	402.1	264.8	255.9	301.1	301.1	285.2	361.4
Asia n.s.	598	1.6	2.0	0.8	0.7	2.1	1.5	0.1	1.1	0.1	0.0	0.0	0.0
Europe	170	7,999.7	8,389.3	8,136.1	6,454.7	6,737.8	7,505.4	6,385.4	7,330.6	7,416.2	6,730.0	7,592.7	8,417.7
Emerg. & Dev. Europe	903	5,385.6	5,698.1	6,083.4	5,254.3	5,505.1	6,083.2	5,315.4	5,780.3	5,967.9	5,113.1	5,906.4	6,420.8
Albania	914	5.0	4.0	7.0	6.7	8.1	25.9	0.7	1.4	1.5	0.7	1.0	1.9
Bosnia and Herzegovina	963	19.1	17.8	18.4	16.1	15.7	17.9	7.1	5.6	6.4	5.8	8.7	10.1
Bulgaria	918	102.6	103.4	133.7	116.1	116.5	136.8	112.7	124.1	123.6	120.3	129.9	148.9
Croatia	960	107.2	143.7	92.4	100.2	118.0	198.5	40.2	37.7	29.2	30.6	36.3	47.7
Faroe Islands	816	454.4	489.0	471.6	432.8	492.1	604.3	263.7	274.7	274.6	223.8	279.9	297.2
Gibraltar	823	138.2	19.2	37.7	26.1	3.9	3.7	0.1	6.8	0.2	0.1	0.2	0.4
Hungary	944	605.0	617.7	773.4	589.9	624.0	650.0	737.6	786.8	849.3	627.6	734.6	829.7
Kosovo	967	5.9	6.0	5.9	6.3	6.7	7.1	0.2	0.2	0.4	0.2	0.2	0.1
Macedonia, FYR	962	20.8	42.7	15.4	12.5	15.4	14.9	6.9	7.2	9.5	7.3	5.2	8.2
Montenegro	943	0.7	0.9	1.9	3.3	4.4	3.9	0.0	0.0	0.0	0.0	0.1	0.0
Poland	964	2,627.8	2,792.9	3,029.5	2,768.8	2,762.3	3,079.7	2,947.0	3,291.7	3,314.2	2,900.1	3,348.0	3,753.1
Romania	968	481.3	491.2	382.7	276.4	269.1	345.4	226.7	261.1	272.3	225.0	358.8	265.6
Serbia, Republic of	942	111.1	109.8	104.1	124.6	134.7	134.6	25.4	32.1	48.2	65.1	50.1	56.6
Turkey	186	706.5	859.9	1,009.7	774.4	934.2	860.5	947.0	950.9	1,038.5	906.5	953.4	1,001.1
CIS	901	2,613.3	2,690.4	2,051.8	1,199.5	1,231.7	1,420.9	1,070.0	1,550.3	1,448.3	1,616.9	1,686.3	1,996.9
Armenia	911	4.1	4.5	4.9	7.3	5.1	5.5	0.0	0.1	0.1	0.1	0.2	0.8
Azerbaijan, Rep. of	912	39.1	44.0	41.3	31.0	27.2	15.0	19.7	34.4	3.6	0.6	2.2	1.5
Belarus	913	76.9	75.8	88.0	47.5	55.8	77.8	10.6	18.7	15.2	38.1	12.8	18.6
Georgia	915	13.4	9.9	12.1	10.3	17.5	12.0	1.3	1.5	1.3	0.6	1.1	1.4
Kazakhstan	916	81.1	55.9	57.8	39.2	34.0	51.4	30.8	48.2	46.4	31.3	30.0	18.4
Kyrgyz Republic	917	3.8	2.5	3.6	7.8	6.6	3.6	0.1	0.1	0.0	0.1	0.1	0.1
Moldova	921	11.6	11.0	12.5	12.6	9.9	12.4	0.7	4.9	1.7	3.2	1.2	1.5
Russian Federation	922	2,020.2	2,072.5	1,539.4	825.4	806.5	929.6	851.6	1,262.0	1,249.4	1,442.6	1,518.5	1,818.3
Tajikistan	923	0.8	1.0	3.0	0.9	0.8	0.8	0.1	0.1	0.0	0.0	0.0	0.0
Turkmenistan	925	8.9	8.6	8.8	9.3	4.9	25.6	1.0	0.0	0.1	0.0	0.0
Ukraine	926	341.2	394.6	270.5	175.3	252.2	276.3	153.9	180.3	130.5	100.2	118.7	135.6
Uzbekistan	927	12.0	10.0	9.8	32.8	11.2	10.8	0.1	0.0	0.0	0.1	1.3	0.7
Europe n.s.	884	0.8	0.8	0.9	0.9	1.0	1.3	0.0	0.0	0.0	0.0	0.0	0.0
Mid East, N Africa, Pak	440	2,913.8	2,993.7	3,195.3	2,814.8	2,938.3	3,301.2	1,380.8	1,213.8	982.2	570.7	485.6	533.5
Afghanistan, I.R. of	512	19.7	21.1	20.2	12.3	7.7	12.2	0.2	0.7	0.3	0.3	0.2	0.2
Algeria	612	200.5	212.6	172.6	104.9	199.5	264.3	315.3	47.9	7.6	0.2	34.3	17.1
Bahrain, Kingdom of	419	31.3	25.7	31.7	27.2	38.4	37.2	104.2	32.0	22.0	2.1	1.9	1.7
Djibouti	611	11.6	6.0	7.6	6.7	7.2	6.4	0.4	0.0	0.1	0.1	0.2	0.0
Egypt	469	258.4	262.9	246.0	306.1	327.5	234.0	24.8	19.5	18.2	20.2	18.1	23.7
Iran, I.R. of	429	177.7	122.5	179.2	182.4	282.4	345.1	8.2	10.0	10.4	6.3	8.0	11.3
Iraq	433	62.9	71.3	64.9	65.5	48.7	62.6	0.1	1.7	0.0	0.1	0.2	0.1
Jordan	439	75.4	86.7	193.5	77.5	67.6	64.5	0.9	1.4	1.1	2.7	3.2	2.6
Kuwait	443	68.1	81.8	86.6	78.6	96.7	116.6	74.4	61.4	54.6	29.0	4.1	0.3
Lebanon	446	114.5	147.3	175.4	136.4	118.7	104.9	4.1	3.2	4.2	4.2	3.1	2.8
Libya	672	77.8	65.2	74.5	52.3	39.4	32.7	159.9	134.5	0.1	0.0	0.1	49.0
Mauritania	682	2.8	2.9	4.1	1.7	3.5	8.3	11.6	23.7	31.8	17.2	21.1	5.1
Morocco	686	259.4	290.5	206.6	62.0	81.9	234.4	44.4	26.5	26.7	16.1	16.4	13.5

Denmark (128)

In Millions of U.S. Dollars

		Exports (FOB)						Imports (CIF)					
		2012	2013	2014	2015	2016	2017	2012	2013	2014	2015	2016	2017
Oman	449	125.9	140.2	140.0	122.2	113.9	124.7	4.8	6.8	34.0	5.9	10.3	6.5
Pakistan	564	85.5	79.3	89.7	73.9	120.9	99.5	87.0	95.3	103.0	102.5	132.3	148.5
Qatar	453	80.9	94.6	138.5	121.0	88.7	111.1	262.5	474.1	493.7	173.2	162.2	134.8
Saudi Arabia	456	698.2	703.3	723.8	780.8	728.0	765.8	77.1	87.7	44.3	146.9	8.7	42.3
Somalia	726	0.5	1.2	3.8	2.7	2.4	5.5	0.0	0.0	0.1	0.0
Sudan	732	16.4	16.5	19.5	14.8	15.0	21.4	0.0	0.0	0.0	0.1	0.0	0.0
Syrian Arab Republic	463	26.7	15.8	18.1	13.8	7.9	12.4	1.7	0.1	0.0	0.2	0.3	0.2
Tunisia	744	40.5	42.3	29.7	27.8	31.6	36.3	7.0	16.9	8.2	8.1	9.2	11.1
United Arab Emirates	466	410.2	426.8	481.2	487.2	462.5	550.7	192.2	170.3	121.4	34.6	51.8	62.4
West Bank and Gaza	487	3.1	3.4	4.9	4.5	4.8	3.9	0.0	0.0	0.2	0.0	0.0	0.2
Yemen, Republic of	474	65.9	73.7	83.4	52.6	43.4	46.8	0.1	0.0	0.1	0.7
Sub-Saharan Africa	603	735.2	909.9	833.3	933.6	700.3	927.5	429.2	1,059.9	809.5	601.3	321.6	344.4
Angola	614	28.5	59.4	25.0	10.4	13.2	10.6	88.8	0.2	0.4	32.9	38.8	0.1
Benin	638	1.3	10.0	1.9	2.3	1.6	1.7	8.4	7.6	20.0	18.0	13.7	19.9
Botswana	616	0.5	0.3	0.6	0.3	0.4	0.5	0.0	0.0	0.0	0.0	0.0	0.0
Burkina Faso	748	5.1	5.1	5.2	3.6	3.7	5.8	3.3	2.1	0.1	0.0	0.1	27.5
Burundi	618	1.1	1.4	1.1	1.9	1.2	1.9	1.2	0.7	0.4	0.0	0.0
Cabo Verde	624	0.6	1.0	2.6	2.2	2.1	2.0	0.1	0.0	0.0	0.1	0.1	0.0
Cameroon	622	10.5	6.7	8.4	7.7	4.7	4.4	2.3	1.7	0.7	1.7	1.2	1.0
Central African Rep.	626	0.9	0.5	4.1	4.4	3.4	3.2	0.0	0.1	0.1	0.0	0.2	0.0
Chad	628	1.4	6.6	3.0	1.5	2.8	2.0	0.0	0.0	0.0	0.0	0.0	0.0
Comoros	632	0.6	0.1	0.1	0.2	0.1	0.3	0.0	0.0	0.0
Congo, Dem. Rep. of	636	2.6	3.1	4.7	7.2	3.6	4.0	0.4	0.3	0.3	0.1	0.5	0.0
Congo, Republic of	634	4.6	4.6	6.1	20.1	9.7	7.9	0.4	0.8	26.9	1.4	4.9	3.1
Côte d'Ivoire	662	8.0	10.6	10.6	9.2	7.0	15.1	1.0	11.0	17.0	14.5	17.7	6.9
Equatorial Guinea	642	7.3	8.9	5.8	4.5	3.2	3.4	0.0	0.0	38.6	0.0	0.0	0.0
Eritrea	643	1.5	1.4	1.8	2.1	2.0	0.7	0.0	0.0	0.0	0.1	0.0
Eswatini, Kingdom of	734	0.3	0.1	0.3	0.4	0.3	0.4	0.3	0.4	0.4	0.4	0.4	0.3
Estonia	939	284.5	268.0	295.8	247.2	283.0	296.2	298.7	352.9	389.6	325.3	346.1	409.7
Ethiopia	644	16.8	18.4	29.7	22.6	19.0	17.0	1.6	1.6	0.7	1.4	1.1	2.4
Gabon	646	3.4	4.8	7.2	6.7	3.8	2.9	0.3	0.3	0.4	0.4	0.4	0.4
Gambia, The	648	3.7	3.7	3.3	3.5	2.8	4.1	0.0	0.1	0.0	0.0	0.1	0.1
Ghana	652	28.3	34.3	26.9	32.9	38.6	221.8	36.9	58.0	55.9	50.3	44.3	27.8
Guinea	656	2.9	4.0	16.0	11.6	11.0	8.3	0.2	0.2	0.0	0.0	0.0	0.0
Guinea-Bissau	654	0.6	0.6	0.8	0.6	0.7	0.9	0.0	0.0	0.0	0.0	0.0
Kenya	664	32.4	36.3	32.2	33.3	30.5	29.2	3.9	4.1	4.5	3.3	3.3	4.9
Lesotho	666	0.1	0.1	0.4	0.1	0.1	0.2	0.0	0.0	0.0	0.0	0.0
Liberia	668	7.1	9.1	8.5	84.7	4.8	6.8	1.8	0.1	0.7	0.3	0.1	0.2
Madagascar	674	3.4	4.8	2.8	2.5	4.0	5.3	2.0	1.1	1.5	1.3	0.9	1.9
Malawi	676	4.1	5.0	4.2	4.3	3.2	2.4	5.4	5.8	4.7	4.3	4.7	5.8
Mali	678	1.5	4.0	5.5	5.8	7.7	10.2	0.0	0.0	6.6	0.0	3.0	7.9
Mauritius	684	12.9	9.4	12.5	10.7	14.7	14.8	3.4	8.0	7.4	6.1	5.2	9.2
Mozambique	688	8.2	4.7	6.2	4.5	14.4	3.9	0.2	0.1	0.2	0.2	1.0	3.4
Namibia	728	8.3	8.4	16.5	12.1	9.6	8.6	8.8	9.9	7.8	5.8	4.4	3.0
Niger	692	1.9	2.1	4.1	2.9	3.7	3.0	0.0	0.0	0.1	0.0	0.0	0.2
Nigeria	694	148.3	165.5	196.8	156.6	89.8	88.4	91.3	811.1	483.8	347.9	48.6	52.9
Rwanda	714	3.4	1.0	0.8	2.7	1.6	1.5	0.1	0.9	0.1	0.1	0.4	0.2
São Tomé & Príncipe	716	0.4	0.2	0.4	0.3	0.3	0.4	0.0	0.0	0.1	0.0
Senegal	722	6.3	6.4	11.6	7.8	8.9	16.4	0.2	7.6	0.8	2.6	4.4	3.0
Seychelles	718	8.8	7.1	2.5	3.5	3.3	4.7	4.0	8.6	6.8	5.7	8.4	9.0
Sierra Leone	724	4.0	4.1	6.3	4.0	3.0	2.4	0.1	0.1	0.0	0.2	0.1	0.0
South Africa	199	309.9	414.9	316.4	383.4	329.5	367.2	145.5	95.8	110.9	91.5	103.4	144.4
South Sudan, Rep. of	733	1.0	2.8	2.9	4.5	3.8	0.0	0.0	0.0	0.0	0.0
Tanzania	738	15.8	12.7	10.8	9.5	12.0	12.2	7.9	15.5	4.5	3.6	4.7	5.9
Togo	742	3.5	4.3	5.9	17.3	3.8	4.0	0.2	0.0	0.1	0.1	0.0	0.3
Uganda	746	10.6	12.7	9.6	18.2	10.2	12.4	8.6	5.5	5.8	5.0	1.9	1.4
Zambia	754	4.7	4.5	4.2	3.9	2.4	5.9	0.3	0.4	0.9	1.4	3.4	0.8
Zimbabwe	698	9.0	6.0	7.1	6.1	3.6	4.5	0.3	0.4	0.4	0.3	0.2	0.2
Africa n.s.	799	0.1	0.6	0.2	0.0	0.0	0.0	0.0

Denmark (128)

In Millions of U.S. Dollars

		Exports (FOB)						Imports (CIF)					
		2012	2013	2014	2015	2016	2017	2012	2013	2014	2015	2016	2017
Western Hemisphere	205	3,159.0	3,597.6	3,068.9	2,824.5	2,606.3	2,708.0	2,249.3	2,084.5	2,255.6	1,800.5	1,842.0	1,742.0
Anguilla	312	0.1	0.2	0.1	0.3	0.2	0.2	0.0	0.0	0.0	0.0	0.0	0.0
Antigua and Barbuda	311	7.5	2.4	4.0	2.4	1.3	1.3	0.8	1.3	0.4	0.8	0.3	0.3
Argentina	213	164.7	163.0	150.7	166.1	202.5	255.7	456.1	326.8	361.8	407.4	267.5	258.5
Aruba	314	26.9	3.0	3.9	4.6	4.0	4.0	0.0	0.1	0.1	0.0	0.5	0.0
Bahamas, The	313	17.4	12.6	14.4	28.2	11.2	13.3	0.8	0.5	0.1	0.6	0.3	0.2
Barbados	316	6.2	5.0	5.4	6.6	5.4	6.1	0.8	1.3	0.3	0.8	0.8	0.8
Belize	339	3.1	3.9	9.5	3.2	5.4	3.7	0.3	0.0	0.0	0.0	0.1	0.0
Bermuda	319	4.9	2.2	11.4	3.4	3.0	3.2	0.0	0.1	0.1	0.1	0.4	0.2
Bolivia	218	15.3	18.7	12.2	9.8	17.0	12.7	2.3	5.9	6.0	4.6	22.6	10.4
Brazil	223	1,008.2	1,305.0	971.5	738.3	561.7	665.8	545.2	610.8	618.9	390.1	296.3	377.0
Chile	228	184.8	283.2	201.9	174.9	238.2	174.7	147.7	176.7	208.0	165.9	161.9	150.8
Colombia	233	113.4	112.0	113.6	136.1	101.8	100.5	186.6	180.8	169.8	60.0	42.1	56.7
Costa Rica	238	21.3	23.8	27.6	26.2	21.3	23.5	4.6	3.6	9.2	6.4	2.2	3.3
Curacao	354	3.5	4.1	4.0	5.0	9.8	3.5	0.4	0.1	0.1	1.3
Dominica	321	0.5	0.7	1.0	1.1	0.6	0.4	0.0	0.0	0.0	0.0	0.0	0.0
Dominican Republic	243	79.0	84.0	90.1	72.8	89.5	91.7	3.3	4.8	7.5	10.4	10.6	7.2
Ecuador	248	30.2	28.7	26.6	26.4	29.9	30.8	18.2	25.7	23.2	17.2	20.6	18.9
El Salvador	253	8.3	8.2	11.7	12.1	10.4	13.6	0.6	0.2	1.4	0.1	0.2	0.2
Falkland Islands	323	0.1	0.2	0.1	0.0	0.1	0.1	0.7	0.4	0.6	0.2	0.2	0.1
Greenland	326	547.3	552.8	523.9	445.9	464.6	487.1	435.9	474.0	466.3	419.1	525.1	543.0
Grenada	328	1.4	1.1	1.1	1.1	1.2	1.1	0.0	0.0	0.0	0.0	0.0	0.0
Guatemala	258	7.7	11.9	9.7	12.5	11.3	16.2	1.7	0.8	0.8	2.1	2.5	2.0
Guyana	336	3.1	2.9	3.6	4.0	2.0	3.8	0.2	0.1	0.1	0.1	0.9	0.3
Haiti	263	4.2	3.6	2.2	1.2	2.8	1.6	0.0	0.0	0.1	0.0	0.0	0.1
Honduras	268	14.1	13.5	8.5	13.1	8.5	10.9	3.9	3.1	0.8	1.1	4.6	4.2
Jamaica	343	6.0	3.8	5.0	5.5	7.3	5.9	0.1	0.3	0.5	0.1	0.2	0.3
Mexico	273	396.4	374.6	483.6	525.2	521.6	488.6	189.6	138.3	169.4	143.5	131.6	155.1
Montserrat	351	0.1	0.1	0.1	0.1	0.1	0.1	0.0	0.0	0.0	0.0
Netherlands Antilles	353	12.0	0.4
Nicaragua	278	3.8	1.9	1.8	3.4	4.3	5.2	0.7	0.9	1.3	0.7	1.3	1.3
Panama	283	65.4	78.8	65.9	66.9	78.7	76.3	9.0	11.4	9.8	9.2	184.9	12.3
Paraguay	288	4.2	4.2	4.5	6.4	7.1	5.9	0.1	8.4	27.8	16.9	51.7	17.5
Peru	293	55.8	81.9	47.8	70.9	55.0	48.2	190.1	91.3	136.2	128.9	90.1	77.3
Sint Maarten	352	1.1	2.4	1.9	1.9	2.6	0.0	0.0	0.1	0.0	0.0
St. Kitts and Nevis	361	0.8	0.7	2.9	1.1	1.0	0.9	0.4	1.6	0.8	0.5	1.5	1.7
St. Lucia	362	0.4	0.4	0.4	0.6	0.5	0.7	0.0	0.0	0.2	0.2	0.1	0.0
St. Vincent & Grens.	364	1.7	64.8	1.5	2.1	1.7	1.5	0.0	1.9	0.0	0.0	0.0
Suriname	366	1.9	12.8	6.8	2.9	2.8	2.2	0.1	0.2	1.0	0.3	0.1	0.1
Trinidad and Tobago	369	17.4	12.0	9.5	10.1	10.2	12.5	0.7	0.2	0.4	0.4	0.3	0.6
Uruguay	298	89.7	211.3	151.3	155.2	93.9	77.9	11.1	10.4	12.1	11.9	6.4	31.4
Venezuela, Rep. Bol.	299	102.4	77.1	71.4	43.5	15.9	11.5	36.8	0.4	15.4	0.1	13.1	8.5
Western Hem. n.s.	399	131.3	25.9	5.0	34.3	5.1	36.2	0.3	0.2	3.0	0.5	0.8	0.1
Other Countries n.i.e	910	26.1	27.2	26.2	20.4	26.5	24.4	1.2	0.9	1.0	0.5	0.5	0.3
Cuba	928	25.0	27.0	26.2	20.1	23.5	22.2	1.0	0.8	1.0	0.5	0.4	0.2
Korea, Dem. People's Rep.	954	1.1	0.2	0.3	3.0	2.1	0.2	0.1	0.0	0.1	0.0
Special Categories	899	778.9	670.1	427.6	519.2	630.8	86.6	0.1
Countries & Areas n.s.	898	10.5	217.7	21.0	28.0	3.3	602.9	17.2	7.5	15.2	28.2	12.6	6.9
Memorandum Items													
Africa	605	1,266.9	1,480.9	1,274.4	1,151.2	1,036.9	1,500.3	807.9	1,174.9	884.0	643.2	402.7	391.1
Middle East	405	2,277.0	2,321.2	2,641.5	2,508.1	2,468.6	2,612.8	915.0	1,002.7	804.4	426.1	272.0	338.0
European Union	998	67,846.6	70,016.8	70,881.3	58,305.6	58,458.6	63,123.0	64,596.8	68,425.3	69,176.2	59,465.6	60,965.0	65,132.9
Export earnings: fuel	080	4,625.0	4,703.1	4,306.2	3,410.3	3,318.0	3,771.4	2,527.8	3,396.9	2,853.8	2,338.4	2,023.9	2,315.8
Export earnings: nonfuel	092	102,461.2	106,245.8	107,186.7	92,047.0	92,008.4	98,812.4	89,347.2	93,969.5	96,718.4	83,284.4	83,489.0	90,767.2

Djibouti (611)

In Millions of U.S. Dollars

		Exports (FOB)						Imports (CIF)					
		2012	2013	2014	2015	2016	2017	2012	2013	2014	2015	2016	2017
IFS World	
World	001	214.3	193.6	186.5	271.2	272.1	288.7	1,024.4	1,025.7	1,147.6	1,375.0	1,493.0	1,563.4
Advanced Economies	110	22.1	15.4	15.5	29.8	32.1	32.1	391.8	377.0	402.2	416.7	399.3	453.4
Euro Area	163	12.1	8.8	6.7	9.9	14.3	5.2	275.9	291.0	304.3	322.5	318.4	317.1
Austria	122	e 0.0	e 0.0	e 0.0	e 0.0	e 0.0	e 1.2	e 2.3	e 1.2	e 1.4	e 1.0	e 0.7
Belgium	124	0.3	0.5	0.7	1.8	6.4	0.6	10.3	12.1	14.4	20.7	13.6	30.7
Cyprus	423	e 0.9	e 1.5	e 0.7	e 0.2	0.0	0.0	0.0	0.0	0.0	0.0
Estonia	939	e 0.1	e 0.0
Finland	172	e 0.0	e 2.5	e 0.0	e 0.2	0.0	0.0	0.0	0.0	0.0	0.0
France	132	10.5	6.3	3.9	3.4	4.9	3.6	237.3	238.9	246.6	249.2	249.0	245.2
Germany	134	0.2	0.0	0.2	0.0	0.1	0.2	1.9	3.2	1.5	2.8	3.3	3.0
Greece	174	e 0.0	e 0.0	e 0.2	e 0.0	0.0	0.1	0.1	0.6	1.4	2.7
Ireland	178	e 0.0	e 0.1	e 0.0	0.0	0.0	0.2	0.0	0.0	0.3
Italy	136	0.0	0.0	0.0	0.0	0.0	0.0	14.9	18.6	23.2	32.8	27.5	23.4
Latvia	941	e 0.0	e 0.0	e 0.0	0.2	0.1	0.1	0.2	4.4	0.1
Lithuania	946	e 0.0	0.0	0.2	0.2	0.0	0.3	0.1
Luxembourg	137	e 0.0	e 0.0	e 0.0	e 0.7	e 4.9	e 6.7	e 0.2	e 0.1	e 0.2
Malta	181	e 0.0	e 0.0	e 0.2	2.1	1.8	2.3	2.2	2.2	1.5
Netherlands	138	0.1	0.1	0.3	0.2	0.3	0.4	3.3	3.5	3.6	3.1	3.6	2.7
Portugal	182	0.0	0.0	0.0	0.4	0.5	0.0	0.2	0.3	0.4	0.3	3.4	0.1
Slovak Republic	936	e 0.0	e 0.1	e 0.0	e 0.0	e 0.4	e 0.2	e 0.4
Slovenia	961	3.2	4.2	3.2	7.6	6.5	3.2
Spain	184	0.1	0.4	0.9	1.2	1.6	0.3	0.3	0.7	0.7	0.9	1.9	2.9
Australia	193	e 0.5	e 0.4	e 0.3	e 0.8	e 0.6	e 1.5	0.2	0.2	0.1	0.1	0.2	0.2
Canada	156	0.0	0.0	0.0	0.0	0.0	0.2	2.4	2.0	1.3	1.1	1.5	1.0
China,P.R.: Hong Kong	532	e 0.8	e 2.9	e 0.6	e 0.7	e 0.5	e 1.1	0.1	0.2	0.2	0.1	0.1	0.6
China,P.R.: Macao	546	e 0.3	e 1.0	e 0.9	e 0.4
Czech Republic	935	e 0.5	e 0.3	e 0.7	e 0.2	e 0.8	e 1.0	e 0.4	e 0.1	e 0.4	e 0.8	e 0.4	e 0.5
Denmark	128	0.0	0.0	0.0	0.0	0.0	0.0	3.8	2.0	2.5	2.2	2.4	2.1
Israel	436	0.0	0.0	0.0	0.0	0.0	0.0	0.3	0.3	0.3	0.3	0.3	0.3
Japan	158	1.2	0.0	1.0	0.2	0.1	0.1	16.1	4.3	13.0	18.7	12.4	19.0
Korea, Republic of	542	e 0.0	e 0.0	e 0.1	e 0.1	e 0.6	e 0.3	8.1	5.4	5.0	4.6	6.7	6.7
New Zealand	196	e 0.1	e 0.0	e 0.0	e 0.3	e 0.9	e 1.8	0.3	0.2	0.1	0.2	0.2	0.1
Norway	142	0.2	0.0	0.0	0.0	0.0	0.0	0.1	0.0	0.0	0.0	0.1	0.0
Singapore	576	e 0.7	e 0.9	e 0.4	e 0.6	e 0.9	e 1.9	4.8	7.4	10.1	10.3	7.5	4.6
Sweden	144	0.0	0.0	0.0	0.0	0.0	0.0	1.3	1.4	1.0	1.1	1.3	0.8
Switzerland	146	e 0.3	e 0.0	e 0.0	e 0.0	e 0.0	e 2.8	0.0	0.0	0.0	0.0	0.0	0.0
Taiwan Prov. of China	528	e 0.0	e 0.0	e 0.1	e 49.7	e 36.6	e 39.6	e 26.4	e 23.6	e 73.7
United Kingdom	112	0.0	0.0	0.0	0.0	0.1	0.2	12.9	4.2	8.8	7.3	5.0	5.5
United States	111	5.6	1.9	5.6	16.8	13.3	16.2	15.5	21.4	14.4	19.9	18.8	21.2
Emerg. & Dev. Economies	200	192.2	178.2	171.0	241.4	239.9	256.5	627.2	642.9	739.4	949.9	1,084.0	1,100.3
Emerg. & Dev. Asia	505	2.7	4.8	1.1	0.8	1.7	1.9	107.5	117.7	119.7	169.8	191.6	192.1
Bangladesh	513	0.5	0.8	1.7	2.0	2.0	2.5
China,P.R.: Mainland	924	0.0	0.0	0.1	0.1	0.0	0.0	63.4	71.6	79.3	139.2	157.9	154.5
F.T. New Caledonia	839	0.0	0.0	0.0	0.0	0.0	0.0	e 0.1	e 0.0	e 0.0	e 0.0
India	534	0.7	1.2	0.3	0.3	0.5	0.8	32.6	29.9	24.6	16.9	22.4	22.7
Indonesia	536	e 1.3	e 0.4	e 0.2	e 0.1	e 0.2	6.0	6.4	6.8	6.2	4.7	4.5
Malaysia	548	0.0	2.7	0.0	0.0	0.1	1.7	2.0	1.0	1.4	0.8
Myanmar	518	e 0.0	e 0.1	e 0.0	e 0.7
Nepal	558	e 0.2	e 0.0	e 0.0	e 0.2	e 0.0	e 0.0
Philippines	566	0.3	0.3	0.3	0.3	0.3	0.3	0.1	0.0	0.2	0.1	0.1
Sri Lanka	524	e 0.0	e 0.0	e 0.0	e 0.1	e 0.5	e 0.5	0.4	0.1	0.1	0.1	0.0	0.1
Thailand	578	e 0.1	e 0.1	e 0.1	e 0.0	e 0.0	e 0.0	2.6	6.5	5.5	3.2	3.1	6.4
Vietnam	582	0.0	0.0	0.0	0.0	0.0	0.0	0.1	0.1	0.1	0.2	0.2	0.2
Asia n.s.	598	0.2	0.2	0.2	0.3	0.3	0.3
Europe	170	1.5	0.1	0.2	0.1	0.1	7.6	52.0	30.9	91.4	59.7	76.9	63.0
Emerg. & Dev. Europe	903	0.0	0.1	0.2	0.1	0.0	3.1	16.9	16.9	60.7	39.0	70.0	57.3
Albania	914	e 0.0	e 0.4	e 0.0	e 0.0
Bosnia and Herzegovina	963	e 0.0	e 0.0	e 0.0	e 0.0	e 0.0	e 0.3
Croatia	960	e 0.0	e 0.2	1.9	4.4	6.7	2.0	3.0	4.0

Djibouti (611)

In Millions of U.S. Dollars

		Exports (FOB)						Imports (CIF)					
		2012	2013	2014	2015	2016	2017	2012	2013	2014	2015	2016	2017
Hungary	944	e 0.0	e 0.0	e 0.5	e 0.9	e 0.9	e 1.2	e 1.5	e 1.4
Kosovo	967	e 0.1
Poland	964	e 0.0	e 3.0	0.4	0.8	0.9	1.7	1.4	1.1
Romania	968	e 0.0	e 0.0	e 0.0	e 0.0	e 0.4	e 0.4	e 43.1	e 19.3	e 52.3	e 35.4
Turkey	186	0.0	0.1	0.0	0.0	0.0	0.1	13.3	10.1	9.0	14.8	11.7	15.4
CIS	901	1.4	0.0	0.0	0.0	0.1	4.5	35.1	14.0	30.7	20.7	6.9	5.7
Azerbaijan, Rep. of	912	e 0.1	e 0.3
Belarus	913	e 4.4	e 0.0	e 0.0	e 0.0	e 0.0	e 0.6
Georgia	915	e 0.0	e 0.1	0.0	0.0	0.0	0.0	0.0	0.0
Kyrgyz Republic	917	e 1.1	e 1.0
Russian Federation	922	e 1.4	e 0.0	0.1	0.1	0.2	0.2	0.2	0.1
Tajikistan	923	e 0.9	e 0.7	e 0.7	e 0.6	e 0.6	e 0.7
Ukraine	926	0.0	0.0	0.0	0.0	0.0	0.0	34.2	13.2	29.8	19.9	5.0	2.9
Mid East, N Africa, Pak	440	93.1	82.5	78.5	121.0	120.6	127.0	393.0	422.8	445.4	598.6	688.8	721.1
Algeria	612	e 0.0	e 0.0	e 0.3	e 0.1	e 0.0	e 0.0	e 0.0
Bahrain, Kingdom of	419	e 0.7	e 4.4	e 0.2	e 0.2	e 0.0	e 0.4	0.4	0.4	0.4	0.6	0.7	0.7
Egypt	469	e 11.4	e 8.5	e 0.7	e 6.0	13.8	14.3	26.3	27.2	32.8	33.1
Iran, I.R. of	429	e 0.0	e 0.0	e 0.0	e 0.0	e 0.0	e 0.0	2.4	2.6	2.6	3.7	4.3	4.3
Iraq	433	0.0	0.0	0.0	0.1	0.1	0.1	0.5	0.6	0.6	0.8	1.0	1.0
Jordan	439	0.0	0.3	0.1	0.0	0.3	0.3	0.8	0.3	0.8	0.4	0.4	0.7
Kuwait	443	e 2.2	e 1.9	e 2.7	e 0.8	e 1.7	e 4.3	4.1	4.3	4.5	6.3	7.3	7.3
Lebanon	446	0.2	0.4	1.0	0.3	0.2	0.2	2.3	1.6	4.9	4.9	3.0	1.6
Mauritania	682	e 0.0	e 0.0	e 0.1	e 0.0	e 0.0	0.9	1.0	1.0	1.4	1.6	1.7
Morocco	686	e 0.0	e 0.0	e 0.0	e 0.0	e 0.0	0.3	0.0	0.0	0.0	0.2	0.1
Oman	449	e 2.8	e 1.8	e 1.0	e 1.1	e 0.9	e 1.0	10.2	10.8	11.2	15.8	38.0	12.0
Pakistan	564	e 1.1	e 1.2	e 1.5	e 0.7	e 0.6	e 0.2	e 36.9	e 47.5	e 43.6	e 43.8	e 30.2	e 34.1
Qatar	453	22.9	22.9	22.9	22.9	22.9	22.9	e 1.8	e 0.9	e 0.2	e 1.2	e 3.5	e 2.7
Saudi Arabia	456	2.4	1.9	2.2	4.1	4.3	4.2	66.6	70.8	73.1	103.2	118.5	153.8
Somalia	726	35.6	28.5	33.5	62.0	65.4	67.8	6.1	6.5	6.7	9.5	10.9	11.0
Sudan	732	e 0.6	e 0.1	e 0.0	e 0.0	e 0.5	e 0.0	e 0.1	e 0.2	e 15.7
Syrian Arab Republic	463	0.9	1.0	1.0	1.4	1.6	1.7
Tunisia	744	0.0	0.0	0.0	0.0	0.0	0.0	0.1	0.1	0.1	0.1	0.1	0.1
United Arab Emirates	466	3.0	2.4	2.8	5.2	5.5	6.3	206.1	219.0	226.2	319.0	366.4	370.7
Yemen, Republic of	474	10.1	8.1	9.6	17.7	18.6	19.3	38.3	40.7	42.0	59.2	68.0	68.8
Sub-Saharan Africa	603	63.0	58.6	59.0	87.0	84.7	87.2	71.5	70.6	80.3	111.7	117.8	118.7
Angola	614	e 2.4	e 1.8	e 3.0	e 0.1	e 0.1	e 0.1
Benin	638	0.0	0.0	0.0	0.0	0.0	0.0	e 0.0	e 0.1	e 0.0	e 0.0	e 0.0
Botswana	616	e 0.0	e 0.2
Burundi	618	e 0.3	e 0.3	e 0.0	e 0.0	e 0.0	e 0.0	e 0.0
Cameroon	622	0.0	0.0	0.0	0.0	0.0	0.0	e 0.0	e 0.1	e 0.0
Côte d'Ivoire	662	0.0	0.0	0.0	0.0	0.0	0.0	e 2.5	e 0.1	e 0.1	e 0.2	e 0.2	e 0.2
Eritrea	643	e 15.2	e 17.7	e 11.9	e 15.3	e 11.2	e 10.2	e 3.8	e 2.1	e 5.3	e 4.1	e 2.5	e 1.8
Estonia	939	e 0.1	e 0.0
Ethiopia	644	43.1	36.6	41.2	67.6	70.7	73.0	55.9	59.4	61.4	86.6	99.4	100.6
Gambia, The	648	e 0.0	e 0.7	e 0.7	e 0.9	e 0.0	e 0.0	e 0.0
Ghana	652	e 0.1	e 0.1	e 0.1	e 0.1	e 0.1	e 0.2	0.1	0.1	0.1	0.1	0.2	0.2
Guinea	656	e 0.0	e 0.0	e 0.0	e 0.1
Kenya	664	0.9	0.9	0.9	0.9	0.8	1.3	3.1	3.3	3.4	4.8	4.7	2.7
Madagascar	674	0.0	0.0	0.0	0.0	0.0	0.0	0.1	0.1	0.1	0.2	0.2	0.2
Mauritius	684	e 0.0	e 0.1	e 0.0	e 0.0	e 0.0	e 0.1	e 0.9	e 0.6	e 0.1	e 0.1	e 0.0
Mozambique	688	e 0.0	e 0.1	e 0.0
Namibia	728	e 0.1	e 0.0	e 0.0	e 0.1	e 0.0	e 0.0	e 0.0
Nigeria	694	e 0.2	e 0.2	e 0.1	e 0.1	e 0.1
Rwanda	714	e 0.0	e 0.0	e 0.0	e 0.1	e 0.0	e 0.0	e 0.0	e 0.0
Senegal	722	0.4	0.0	0.0	0.0	e 0.3	e 0.4	e 0.1	e 0.0	e 0.1	e 0.0
Seychelles	718	e 0.0	e 0.0	e 0.1	e 0.2
Sierra Leone	724	e 0.2
South Africa	199	0.7	0.4	1.6	2.0	0.7	0.8	4.5	3.7	5.8	6.5	6.6	11.7
Tanzania	738	0.0	0.0	0.0	0.0	0.0	0.0	e 0.7	e 0.1	e 2.8	e 8.2	e 3.1	e 0.4
Togo	742	e 0.2	e 0.0	e 0.2	e 0.0	e 0.0	e 0.1	e 0.0

Djibouti (611)

In Millions of U.S. Dollars

		Exports (FOB)						Imports (CIF)					
		2012	2013	2014	2015	2016	2017	2012	2013	2014	2015	2016	2017
Uganda	746	0.0	0.0	0.0	0.0	0.0	0.0	0.0	0.0	0.0	0.0	0.0	0.2
Africa n.s.	799	0.3	0.3	0.3	0.4	0.4	0.4
Western Hemisphere	205	32.0	32.2	32.2	32.5	32.8	32.7	3.2	0.8	2.6	10.1	8.9	5.3
Argentina	213	e 0.0	e 0.1	e 0.0	0.0	0.0	0.0	0.0	0.3	0.6
Brazil	223	31.5	31.5	31.5	31.5	31.5	31.5	2.4	0.4	1.1	0.8	4.8	3.3
Colombia	233	e 0.0	e 0.0	e 0.1	e 0.2	e 0.4	e 0.2	e 0.4	e 1.0
Costa Rica	238	e 0.0	e 0.0	e 0.1	0.0	0.0	0.0	0.0	0.0	0.0
Dominican Republic	243	e 0.0	e 0.0	e 0.1
Ecuador	248	e 0.0	e 0.6	e 0.1	e 0.1
Guatemala	258	e 0.2	e 0.4	e 0.4	e 0.4	e 0.4	e 0.2	e 0.3	e 0.0
Guyana	336	e 0.0	e 0.6	e 0.0
Mexico	273	0.3	0.3	0.3	0.4	0.7	1.0	0.1	0.2	0.3	0.2	0.2	0.2
Paraguay	288	e 0.1
Peru	293	e 0.0	e 0.0	e 0.0	e 0.0	e 0.0	e 0.0	e 0.0	e 0.7	e 7.9	e 3.1	e 0.1
Countries & Areas n.s.	898	5.4	5.8	6.0	8.4	9.7	9.8
Memorandum Items													
Africa	605	99.2	87.2	92.7	149.0	150.2	155.1	79.3	78.8	88.2	122.8	130.9	147.3
Middle East	405	55.7	52.8	43.3	58.3	54.5	59.0	348.2	367.2	393.9	543.7	645.4	658.4
European Union	998	12.6	9.2	7.5	10.2	15.3	9.5	297.6	305.1	368.7	358.3	385.7	368.0
Export earnings: fuel	080	48.0	45.5	44.6	52.2	54.3	58.7	330.8	350.4	361.5	510.8	608.4	622.9
Export earnings: nonfuel	092	166.3	148.1	141.9	219.0	217.7	229.9	693.6	675.3	786.1	864.1	884.5	940.6

Dominica (321)

In Millions of U.S. Dollars

		Exports (FOB)						Imports (CIF)					
		2012	2013	2014	2015	2016	2017	2012	2013	2014	2015	2016	2017
IFS World		33.9	35.5	36.0	30.2	22.6	20.5	208.3	203.0	230.3	213.9	213.9	197.6
World	001	59.3	56.3	55.3	45.6	35.6	38.2	215.1	213.5	217.2	207.7	216.2	400.1
Advanced Economies	110	10.9	5.9	6.6	3.7	3.9	1.8	108.1	103.8	97.0	97.4	100.1	277.7
Euro Area	163	3.8	3.1	4.8	1.7	1.0	0.5	9.9	7.8	10.2	9.8	25.6	13.3
Austria	122	e 0.0	e 0.0	e 0.0	e 0.0	e 0.0	e 0.0	0.1	0.0	0.1	0.3	0.4	0.6
Belgium	124	0.0	0.0	0.0	0.0	0.0	0.3	0.2	0.2	0.2	0.3	0.4
France	132	3.2	2.9	2.2	1.6	0.8	0.4	4.2	2.3	3.2	3.7	2.4	2.8
Germany	134	0.4	0.1	0.0	0.0	0.0	0.0	1.3	0.7	1.0	1.0	0.9	1.2
Ireland	178	e 0.0	e 0.0	e 0.0	e 0.0	e 0.0	e 0.0	0.2	0.1	0.3	0.6	0.1	0.6
Italy	136	0.0	0.0	2.2	0.1	0.1	0.0	1.0	1.6	1.8	1.4	18.7	4.6
Lithuania	946	e 0.0	e 0.0	e 0.3	e 0.0	e 0.0
Netherlands	138	0.0	0.0	0.0	0.0	0.1	0.1	2.7	2.7	3.5	2.5	2.5	2.8
Portugal	182	e 0.0	0.0	0.0	0.0	0.1	0.1	0.1
Slovak Republic	936	e 0.1	e 0.0	e 0.0	0.0	0.0	0.0
Spain	184	0.1	0.1	0.1	0.1	0.1	0.0
Australia	193	0.2	0.1	0.1	0.1	0.1	0.0	0.1	0.2	0.2	0.6	0.4	0.1
Canada	156	0.0	0.1	0.0	0.0	0.0	0.0	4.9	4.2	7.3	3.4	2.9	4.1
China,P.R.: Hong Kong	532	0.0	0.0	0.0	0.0	0.0	0.0	0.2	0.2	0.2	0.2	0.2	0.2
Czech Republic	935	e 0.0	e 0.0	0.0	0.0	0.0	0.1	0.1	0.0
Denmark	128	0.0	0.0	0.0	0.0	0.0	0.0	0.5	0.8	1.2	1.2	0.7	0.5
Japan	158	5.0	4.3	5.4	6.1	6.9	4.4
Korea, Republic of	542	0.0	0.0	0.0	0.0	0.0	0.0	0.5	0.4	0.5	0.4	0.7	0.4
New Zealand	196	e 0.0	e 0.0	e 0.0	e 0.1	e 0.3	e 0.0	0.1	0.0	0.0	0.1	0.0
Norway	142	0.0	0.1	0.0	0.0	0.0	0.0
Sweden	144	e 4.8	e 0.0	e 0.0	e 0.1	e 0.0	e 0.0	0.2	0.2	0.4	0.2	0.4	0.5
Switzerland	146	0.0	0.1	0.1	0.1	0.1	0.1	1.0
Taiwan Prov. of China	528	0.0	0.0	0.0	0.0	0.0	0.0	0.3	0.4	0.1	0.1	0.1	0.0
United Kingdom	112	0.3	0.3	0.2	0.1	0.1	0.1	8.4	8.5	8.0	9.0	11.6	10.6
United States	111	1.6	2.3	1.4	1.5	2.4	1.1	77.9	76.6	63.3	66.4	50.4	242.7
Emerg. & Dev. Economies	200	48.4	50.3	48.6	41.8	31.7	36.3	88.8	91.9	100.1	91.5	97.3	105.0
Emerg. & Dev. Asia	505	1.8	0.4	0.6	1.5	0.2	0.2	9.2	7.3	9.2	9.7	10.7	11.8
China,P.R.: Mainland	924	0.0	0.0	0.0	0.0	0.0	0.0	5.1	4.6	7.5	6.8	7.3	10.0
Fiji	819	e 0.1	e 0.0	e 0.0	e 2.9	e 1.2	e 0.9	e 0.6
India	534	0.3	0.2	0.2	0.2	0.2	0.2
Indonesia	536	0.1	0.5	0.5	0.2	0.2	0.3
Malaysia	548	e 0.0	e 0.0	e 0.0	e 0.0	e 0.0	e 0.0	0.2	0.2	0.2	0.0	0.0
Myanmar	518	e 0.2	e 0.0	e 0.2	e 0.2	e 0.1	e 0.0	e 0.0	e 0.1	e 0.1	e 0.7
Sri Lanka	524	e 1.4	e 0.2	e 0.1	e 1.1
Thailand	578	0.1	0.1	0.1	0.0	0.0	0.0	0.3	0.3	0.3	2.1	1.2	0.4
Vietnam	582	0.1	0.1	0.1	0.1	0.1	0.1	0.0	0.0	0.0	0.0	0.0	0.0
Asia n.s.	598	0.2	0.2	0.3	0.3	0.3	0.2
Europe	170	1.6	1.2	0.4	0.1	1.0	0.5	0.2	0.2	0.9	0.1	0.9	1.5
Emerg. & Dev. Europe	903	1.4	0.7	0.1	0.1	0.9	0.2	0.2	0.2	0.1	0.1	0.1	0.1
Croatia	960	e 1.4	e 0.7	e 0.0	e 0.0	e 0.0
Montenegro	943	e 0.1	e 0.0	e 0.1	e 0.1
Poland	964	0.0	0.0	0.0	0.0	0.8	0.0
Turkey	186	0.2	0.1	0.1	0.1	0.1	0.1
CIS	901	0.2	0.5	0.2	0.1	0.1	0.3	0.0	0.0	0.8	0.0	0.8	1.4
Belarus	913	e 0.0	e 0.4	e 0.2	e 0.0	e 0.0	e 0.2
Georgia	915	e 0.1
Russian Federation	922	e 0.0	e 0.0	e 0.0	e 0.0	e 0.0	e 0.0	0.8	0.0	0.4	0.4
Uzbekistan	927	e 0.4	e 1.0
Mid East, N Africa, Pak	440	14.0	11.5	13.8	11.7	9.0	16.3	0.1	3.5	0.1	0.4	0.8	0.7
Algeria	612	e 2.8	e 0.1	e 0.1	e 0.0	e 0.0
Bahrain, Kingdom of	419	e 0.1	e 0.1	e 0.1	e 0.0	e 0.0	e 0.0	0.0	0.0	0.0	0.0	0.0	0.0
Egypt	469	e 3.8	e 2.9	e 2.0	e 2.2	0.0	0.0	0.0	0.0	0.0	0.0
Kuwait	443	e 0.4	e 0.3	e 0.2	e 0.2	e 1.0	e 0.2
Lebanon	446	e 0.1	e 0.1	e 0.0	e 0.1	e 0.1	e 0.1
Morocco	686	e 0.0	e 0.0	e 0.3	e 0.1	e 0.0	e 0.0	3.4	0.3	0.7	0.5
Pakistan	564	0.0	0.0	0.0	0.0	0.0	0.1	0.0

Dominica (321)

In Millions of U.S. Dollars

		Exports (FOB)						Imports (CIF)					
		2012	2013	2014	2015	2016	2017	2012	2013	2014	2015	2016	2017
Saudi Arabia	456	e 6.8	e 8.0	e 11.0	e 9.0	e 7.9	e 15.9	0.0	0.0	0.0	0.0	0.0	0.2
Sub-Saharan Africa	603	0.5	0.5	0.5	0.3	0.1	0.3	0.1	0.2	0.5	0.2	0.6	0.3
Cameroon	622	e 0.0	e 0.0	e 0.0	e 0.0	e 0.2
Congo, Republic of	634	e 0.1	e 0.0
Eswatini, Kingdom of	734	0.1	0.1	0.1	0.1	0.1	0.1
Kenya	664	e 0.1	e 0.0	e 0.0	e 0.0	e 0.0	0.1
Senegal	722	e 0.1	e 0.2	e 0.2	e 0.3	0.0	0.2	0.0
South Africa	199	0.0	0.1	0.1	0.0	0.3	0.0
Tanzania	738	e 0.3	e 0.2	e 0.0	e 0.0	e 0.0	e 0.0	0.1
Western Hemisphere	205	30.5	36.7	33.4	28.1	21.4	19.0	79.2	80.7	89.4	81.0	84.3	90.8
Anguilla	312	0.1	0.1	0.1	0.1	0.1	0.1	0.0	0.0	0.0	0.0	0.0	0.0
Antigua and Barbuda	311	2.0	2.1	2.2	1.8	1.4	1.2	4.5	4.3	4.9	4.6	4.6	4.2
Argentina	213	e 0.0	e 0.0	e 0.1	e 0.0	e 0.0	e 0.0	0.3	0.3	0.3	0.3	0.5	0.4
Aruba	314	0.0	0.0	0.1	0.0	0.0	0.0	0.0	0.0	0.0	0.0	0.0	0.0
Bahamas, The	313	0.1	0.1	0.1	0.1	0.1	0.1	1.9	1.8	2.1	1.9	1.9	1.8
Barbados	316	2.3	2.1	2.0	1.8	1.6	1.3	3.8	3.7	4.1	3.7	3.6	4.7
Belize	339	0.1	0.1	0.1	0.0	0.0	0.0	0.1	0.1	0.1	0.0	0.0	0.0
Bolivia	218	e 0.1	e 0.0	e 0.0	e 0.0	e 0.0	e 0.0
Brazil	223	0.0	0.0	0.0	0.0	0.0	0.0	2.2	3.0	2.7	2.0	2.3	2.3
Chile	228	e 0.0	e 0.8	e 0.5	e 0.0	e 0.0	e 0.1	0.2	0.2	0.2	0.2	0.2	0.2
Colombia	233	0.0	0.0	0.0	0.0	0.2	0.1	4.2	3.7	4.4	3.7	3.2	2.8
Costa Rica	238	0.0	0.0	0.0	0.0	0.1	0.0	0.5	0.4	0.5	0.5	0.9	0.9
Curacao	354	0.0	0.0	0.0	0.0	0.0	0.0	0.3	0.3	0.4	0.3	0.3	0.3
Dominican Republic	243	0.0	0.0	0.0	0.0	0.0	0.0	3.7	3.6	4.1	3.8	3.8	3.5
Ecuador	248	e 0.1	e 0.0	e 0.0	0.2	0.3	0.3	0.3	0.3	0.3
El Salvador	253	0.0	0.1	0.0	0.0	0.0	0.0	0.0	0.0	0.0
Grenada	328	0.2	0.2	0.2	0.2	0.1	0.1	2.3	2.3	2.6	2.4	2.4	2.2
Guatemala	258	0.0	0.0	0.0	0.0	0.0	0.0	0.8	0.8	0.9	0.9	0.8	0.5
Guyana	336	3.5	7.8	4.2	3.7	3.1	2.5	2.2	2.6	2.8	3.8	5.1	2.9
Haiti	263	0.4	0.5	0.5	0.4	0.3	0.3	0.0	0.0	0.0	0.0	0.0	0.0
Honduras	268	e 0.0	e 0.0	e 0.0	e 0.0	e 0.0	0.4	1.6	0.5	0.1	0.1	0.0
Jamaica	343	6.0	6.3	6.4	5.4	4.0	3.6	3.8	3.7	4.2	3.9	3.9	3.6
Mexico	273	1.0	1.8	2.2	0.5	2.4	15.4
Montserrat	351	0.1	0.1	0.1	0.1	0.0	0.0	0.0	0.0	0.0	0.0	0.0	0.0
Panama	283	0.0	0.0	0.0	0.0	0.0	0.0	1.5	1.5	1.5	1.6	1.6	1.7
Paraguay	288	e 0.1	e 0.3	e 0.6	e 0.1	e 0.6	e 0.7	e 0.2
Peru	293	0.3	0.3	0.3	0.3	0.2	0.1
St. Kitts and Nevis	361	5.3	5.6	5.6	4.7	3.5	3.2	1.0	1.0	1.1	1.1	1.1	1.0
St. Lucia	362	0.9	1.0	1.0	0.8	0.6	0.6	3.5	3.5	3.9	3.6	3.6	3.4
St. Vincent & Grens.	364	0.4	0.4	0.4	0.4	0.3	0.3	3.4	3.3	3.7	3.4	3.4	3.2
Suriname	366	0.7	0.7	0.7	0.6	0.4	0.4	0.2	0.2	0.2	0.2	0.2	0.2
Trinidad and Tobago	369	6.9	7.3	7.4	6.2	4.6	4.2	36.0	35.1	39.8	37.0	37.0	34.1
Uruguay	298	e 0.0	e 0.0	e 0.0	e 0.1	e 0.0	e 0.0	0.0	0.0	0.0	0.0	0.0
Venezuela, Rep. Bol.	299	0.1	0.1	0.1	0.1	0.1	0.1
Western Hem. n.s.	399	1.1	1.2	1.2	1.0	0.8	0.7	0.6	0.6	0.7	0.7	0.7	0.6
Countries & Areas n.s.	898	0.1	0.1	0.1	0.1	0.1	0.1	18.2	17.8	20.2	18.7	18.7	17.3
Memorandum Items													
Africa	605	3.3	0.6	0.9	0.4	0.1	0.3	0.1	3.6	0.5	0.5	1.3	0.7
Middle East	405	11.1	11.4	13.3	11.6	9.0	16.2	0.1	0.1	0.1	0.1	0.1	0.2
European Union	998	10.4	4.0	5.1	1.9	1.9	0.7	19.1	17.2	19.8	20.3	38.4	24.9
Export earnings: fuel	080	17.1	15.9	19.0	15.5	13.8	20.5	40.5	39.3	45.5	41.1	41.1	38.0
Export earnings: nonfuel	092	42.3	40.4	36.4	30.0	21.8	17.7	174.6	174.2	171.8	166.6	175.1	362.1

Dominican Republic (243)

In Millions of U.S. Dollars

		Exports (FOB)						Imports (FOB)					
		2012	2013	2014	2015	2016	2017	2012	2013	2014	2015	2016	2017
IFS World		4,128.6	4,474.4	4,676.6	4,011.0	4,366.4
World	001	9,069.6	9,650.6	10,006.9	8,928.2	9,364.7	9,429.6	17,519.5	16,561.8	17,864.8	17,451.3	17,894.3	19,629.8
Advanced Economies	110	5,463.4	6,504.8	6,965.9	6,064.1	6,659.9	6,612.9	9,616.1	9,096.6	10,128.6	10,240.0	11,027.6	12,086.8
Euro Area	163	448.6	529.3	576.5	519.1	616.3	566.4	1,587.2	1,306.0	1,357.1	1,620.4	2,008.2	1,864.2
Austria	122	0.2	0.3	0.2	0.3	0.3	0.5	12.1	13.3	15.2	12.4	13.6	19.0
Belgium	124	98.9	113.2	75.7	70.3	97.3	92.3	66.7	44.6	67.4	82.8	79.0	63.5
Cyprus	423	0.4	0.2	0.4	0.3	0.1	0.2	0.0	0.0	0.0	0.1	0.0	0.2
Estonia	939	0.4	0.5	0.4	0.4	0.4	0.8	4.5	4.3	2.2	6.3	1.8	0.2
Finland	172	0.2	0.3	0.1	0.1	0.0	5.4	152.5	15.2	15.6	15.0	7.3	11.0
France	132	32.4	23.4	52.3	39.8	43.8	40.6	140.3	137.7	155.5	167.8	327.1	200.0
Germany	134	98.4	130.7	120.0	101.0	103.7	91.9	282.8	304.8	287.6	313.4	305.9	321.6
Greece	174	1.3	1.0	2.0	0.8	1.1	1.4	1.6	2.3	9.6	7.1	3.9	7.3
Ireland	178	3.7	0.7	2.1	3.3	1.3	2.8	21.9	18.2	24.9	22.6	17.9	16.2
Italy	136	39.8	58.5	41.8	28.1	57.1	63.7	260.6	204.8	226.6	339.7	505.9	260.3
Latvia	941	0.0	0.2	0.1	0.1	0.0	0.2	0.3	0.3	0.5	0.2	0.4	1.0
Lithuania	946	0.0	0.4	0.0	0.0	0.0	0.1	3.5	5.7	6.7	2.0	9.1	7.7
Luxembourg	137	1.0	0.0	0.0	0.0	0.1	0.0	1.1	4.5	0.9	1.6	1.0	3.8
Malta	181	0.1	0.2	0.3	2.1	0.4	0.4	2.6	1.6	2.1	1.3	2.4	4.6
Netherlands	138	52.7	49.2	165.9	185.0	210.3	177.0	99.2	171.3	88.4	92.8	101.9	276.8
Portugal	182	2.8	23.8	19.3	2.7	1.7	2.1	12.5	16.6	14.1	19.1	20.7	25.1
Slovak Republic	936	0.2	0.2	0.2	0.1	0.2	0.0	0.7	0.9	0.8	1.2	1.7	1.0
Slovenia	961	0.1	0.1	0.1	0.0	0.0	0.6	0.4	0.3	1.6	2.2	2.8	5.0
Spain	184	115.9	126.6	95.6	84.5	98.3	86.6	523.9	359.4	437.3	533.1	605.9	639.9
Australia	193	7.7	7.4	6.1	4.6	6.2	5.4	10.3	8.8	13.6	10.1	7.3	15.2
Canada	156	70.7	1,027.9	912.4	700.7	770.3	787.9	156.9	144.9	275.2	243.1	188.5	215.3
China,P.R.: Hong Kong	532	16.8	23.4	24.9	59.2	51.1	53.5	40.3	78.4
China,P.R.: Macao	546	0.4	0.0	0.0	0.1	0.0
Czech Republic	935	2.4	0.7	0.5	0.9	1.9	2.3	4.6	6.4	8.3	10.6	16.3	9.7
Denmark	128	3.8	7.1	9.9	9.8	9.7	6.2	74.5	82.7	92.6	79.3	91.1	74.9
Iceland	176	0.0	0.0	0.1	0.0	0.2	0.1	0.1	0.2	0.1	0.3
Israel	436	7.8	5.7	3.9	3.7	2.4	2.8	19.2	45.3	25.6	22.7	24.9	28.5
Japan	158	30.0	27.8	15.2	15.2	15.5	16.8	315.4	296.9	352.6	352.4	414.3	375.8
Korea, Republic of	542	87.2	62.8	45.8	19.7	27.0	37.3	152.8	233.2	248.6	266.4	279.8	301.0
New Zealand	196	0.7	3.1	3.3	3.4	8.6	4.2	7.4	12.4	11.1	13.6	11.7	15.0
Norway	142	1.4	2.1	3.7	4.0	4.2	2.6	40.7	42.6	51.1	41.2	43.4	45.1
Singapore	576	13.2	18.8	12.4	10.6	16.4	15.6	15.8	13.5	12.4	11.3	22.8	19.9
Sweden	144	9.0	22.5	40.6	29.7	45.7	34.3	26.9	38.0	41.5	47.8	55.0	58.0
Switzerland	146	19.2	43.7	249.5	69.4	338.1	244.6	43.4	40.7	49.7	45.6	60.8	61.5
Taiwan Prov.of China	528	15.9	17.3	25.4	27.2	57.5	8.9	90.4	99.5	100.7	91.1	92.1	92.1
United Kingdom	112	189.6	179.1	169.6	127.0	144.3	102.3	104.3	110.7	164.0	173.2	173.0	156.8
United States	111	4,556.3	4,549.5	4,874.0	4,495.5	4,571.0	4,715.9	6,965.8	6,614.9	7,273.1	7,157.5	7,497.8	8,675.1
Emerg. & Dev. Economies	200	2,983.5	2,544.4	2,422.2	2,309.2	2,086.1	2,204.3	7,720.3	7,322.2	7,432.2	6,956.3	6,715.8	7,391.3
Emerg. & Dev. Asia	505	437.4	299.0	346.3	710.2	737.9	734.3	1,997.0	2,098.9	2,442.3	2,748.8	2,767.1	3,195.1
Bangladesh	513	2.3	4.5	6.4	4.1	3.1	2.8	2.1	2.7	2.7	4.0	4.2	7.1
Bhutan	514	0.1	0.0	0.0
Brunei Darussalam	516	0.1	0.0	0.1	0.0	0.0	0.0	0.0	0.1
Cambodia	522	0.1	0.1	0.2	0.1	1.0	0.7	1.1	0.7	0.9	1.5	1.8
China,P.R.: Mainland	924	354.3	248.6	169.8	122.8	118.9	85.8	1,706.4	1,801.4	2,057.6	2,321.8	2,338.5	2,577.9
Fiji	819	0.0	9.4	9.2	5.9	6.0	4.5	1.9
F.T. New Caledonia	839	0.0	0.0	0.0	0.0	0.0	0.1	0.0	0.0
India	534	8.9	11.5	140.6	565.9	591.6	578.3	114.0	118.8	147.5	168.4	170.0	209.0
Indonesia	536	4.1	4.8	7.6	0.9	8.9	10.0	30.2	39.1	35.1	38.9	39.8	55.3
Malaysia	548	1.5	2.5	7.8	2.8	5.2	4.4	30.3	31.7	37.4	39.7	32.0	43.4
Marshall Islands	867	0.1	0.1	0.1	0.0	0.1	0.0	16.7	0.0
Mongolia	948	0.0	0.0	0.0	0.0	0.0	0.0	0.0	0.1
Myanmar	518	0.0	0.1	0.1	0.1	0.1	0.3
Philippines	566	37.5	3.3	1.7	4.6	3.2	7.1	4.4	8.0	8.0	6.1	8.8	11.5
Solomon Islands	813	0.0	0.0	0.2
Sri Lanka	524	1.1	0.2	0.1	7.8	1.8	2.7	1.4	2.3	2.1	3.7
Thailand	578	11.5	11.0	4.5	6.1	4.4	5.4	58.0	49.4	65.9	88.9	95.8	80.7

Dominican Republic (243)

In Millions of U.S. Dollars

		Exports (FOB)						Imports (FOB)					
		2012	2013	2014	2015	2016	2017	2012	2013	2014	2015	2016	2017
Vanuatu	846	0.0	1.3	0.0	0.0	0.0	0.0	0.0
Vietnam	582	16.7	12.3	5.9	2.0	1.8	31.1	38.0	34.3	63.1	71.7	69.5	72.0
Asia n.s.	598	0.4	0.5	0.5	0.5	0.5	0.5	0.1	0.3	0.1	0.0	0.1	130.0
Europe	170	23.3	36.9	18.9	22.5	22.2	23.4	97.6	87.1	187.6	279.8	136.9	199.7
Emerg. & Dev. Europe	903	20.6	35.2	16.1	20.4	18.8	17.0	67.0	65.4	78.2	99.5	77.9	131.7
Albania	914	0.0	0.0	0.0	0.1	0.0	0.0	0.3	0.7	0.5	0.6	0.9	0.7
Bosnia and Herzegovina	963	0.1	0.0	0.0	0.1	0.0
Bulgaria	918	0.3	16.0	0.4	0.4	1.1	0.7	1.4	1.9	2.6	2.6	2.8	3.6
Croatia	960	0.0	0.1	0.5	0.2	0.1	0.2	0.0	0.1	0.1	0.0	0.1	0.2
Faroe Islands	816	0.0	0.0	0.0	0.1
Gibraltar	823	0.3	0.5	0.3	0.1	0.0	0.0	0.0	0.0	0.0	0.0	0.0
Hungary	944	0.1	0.1	0.1	0.3	0.2	0.1	2.5	2.5	5.5	8.1	13.0	12.9
Kosovo	967	e 0.0	e 0.0	e 0.0	e 0.0	e 0.1	e 0.2
Poland	964	17.4	12.8	10.7	15.3	15.6	13.9	21.2	11.4	9.8	15.7	14.5	15.2
Romania	968	0.4	1.4	0.3	0.2	0.2	0.2	3.2	3.0	1.8	2.0	1.9	3.0
Serbia, Republic of	942	0.0	0.0	0.0	0.0	0.0	0.1	0.1	0.3	0.2	0.6	0.8	0.5
Turkey	186	1.9	4.3	3.8	3.7	1.4	1.7	38.2	45.7	57.6	69.9	43.7	95.5
CIS	901	2.6	1.6	2.7	2.0	3.4	6.3	28.0	16.3	109.5	180.3	59.0	67.9
Armenia	911	0.0	0.0	0.0	0.0	0.0	0.0	0.1	0.1	0.1	0.0	0.0
Belarus	913	0.0	0.1	0.5	0.4	0.1	0.1	0.2	0.2	0.3
Georgia	915	0.1	0.1	0.1	0.0	1.7	2.0	0.8	0.2	0.2	0.5
Kazakhstan	916	0.0	0.0	0.0	0.0	0.0	0.0	1.0
Kyrgyz Republic	917	0.0	0.1	0.0	0.0
Moldova	921	0.1	0.1	0.0	0.0
Russian Federation	922	2.2	1.1	2.5	1.9	3.2	5.5	15.9	13.1	91.5	171.9	48.7	61.5
Turkmenistan	925	0.1	0.1	0.0	0.1
Ukraine	926	0.4	0.3	0.1	0.1	0.1	0.2	9.9	1.0	16.8	7.8	9.8	4.1
Uzbekistan	927	e 0.0	0.0	0.0	0.3
Europe n.s.	884	0.1	0.1	0.1	0.1	0.1	0.1	2.7	5.4	0.0	0.0	0.0	0.0
Mid East, N Africa, Pak	440	5.5	6.9	17.1	15.5	13.1	11.2	105.7	26.0	31.7	44.6	40.6	52.7
Afghanistan, I.R. of	512	0.2	0.0	0.0	0.2	0.2	0.2	0.7	0.1	0.1
Algeria	612	0.1	0.0	0.0	0.0	0.1	0.2	0.0
Bahrain, Kingdom of	419	0.0	0.1	0.1	0.1	0.0	0.0	0.0	0.1
Djibouti	611	0.1	0.0	0.0
Egypt	469	0.0	0.0	0.1	0.0	0.2	0.0	1.1	1.5	3.0	3.1	3.5	6.6
Iran, I.R. of	429	0.0	0.0	0.0	0.0	0.0	0.1	0.0	0.0	0.0	0.2	0.1
Iraq	433	1.6	1.7	1.1	0.1	0.0	0.0	0.2	0.1	0.1	0.1
Jordan	439	0.0	0.1	0.0	0.0	0.0	1.5	0.4	1.0	0.9	1.3	0.9
Kuwait	443	0.0	0.0	0.0	0.0	0.0	0.0	0.0	0.0	2.3	0.0	0.0
Lebanon	446	0.7	0.7	0.3	1.0	0.7	0.2	0.1	0.0	0.3	0.1	0.0	0.1
Libya	672	0.1	0.0	0.0	0.0	0.1	0.0	0.0	0.0
Mauritania	682	0.1	0.1	0.0	0.0	0.0	0.0	0.0	0.0	0.0
Morocco	686	0.1	0.3	0.5	0.1	0.0	5.3	6.3	3.6	4.7	3.8	7.7
Oman	449	0.0	0.0	0.8	0.3	0.7	0.3
Pakistan	564	0.1	0.8	0.2	0.4	0.8	0.5	14.3	7.3	8.3	11.9	10.7	14.5
Qatar	453	0.0	0.0	75.1	0.9	1.8	0.9	0.7	0.2
Saudi Arabia	456	1.1	0.4	0.4	0.8	0.6	0.4	1.6	0.6	5.3	6.3	7.9	9.5
Sudan	732	0.3	0.0	0.0	0.0	0.1	0.1	0.0	0.1
Syrian Arab Republic	463	0.1	0.2	0.3	0.3	0.2	0.4	0.4
Tunisia	744	0.0	0.1	0.0	1.0	0.7	0.5	2.6	2.2	1.3	3.8	2.6	3.1
United Arab Emirates	466	1.5	2.6	13.8	12.0	9.9	9.4	3.4	6.1	5.5	9.1	8.2	8.9
West Bank and Gaza	487	0.0	0.1	0.0	0.0	0.0	0.0
Yemen, Republic of	474	0.0	0.0	0.0	0.1	0.0	0.0	0.0
Sub-Saharan Africa	603	79.6	37.4	6.9	4.9	20.1	21.3	20.1	17.8	15.5	19.1	18.2	227.4
Angola	614	0.0	0.2	0.1	0.0	0.1	0.0	0.0	0.0	1.2	6.7
Benin	638	0.1	0.0	0.5	0.0	0.0	0.0	0.0	0.0	0.0
Burundi	618	0.0	0.1	0.0	0.0	0.0
Cameroon	622	0.6	1.5	3.1	1.3	3.4	2.8	4.8
Central African Rep.	626	0.0	0.1	0.1	0.0	0.0	0.0	0.0	0.2	0.1	0.0	0.1
Chad	628	0.0	0.0	0.0	0.1	0.5	0.1	0.1	0.1	0.1

Dominican Republic (243)

In Millions of U.S. Dollars

		Exports (FOB)						Imports (FOB)					
		2012	2013	2014	2015	2016	2017	2012	2013	2014	2015	2016	2017
Comoros	632	0.0	0.1	0.1	0.0	0.1	0.0
Congo, Dem. Rep. of	636	0.0	0.1	0.0	0.0	0.0	0.1	0.1	0.0	0.1	0.0
Côte d'Ivoire	662	0.2	0.5	0.0	0.0	0.5	1.2	1.8	1.6	2.8	1.9
Equatorial Guinea	642	0.0	0.0	0.0	0.0	0.0	0.1
Eritrea	643	0.1	0.0	0.0	0.1
Eswatini, Kingdom of	734	0.0	0.1	0.0	0.0	1.3	1.6	1.1	1.3	0.8	2.7
Estonia	939	0.4	0.5	0.4	0.4	0.4	0.8	4.5	4.3	2.2	6.3	1.8	0.2
Ethiopia	644	0.0	0.0	0.7	0.0	0.0	0.0	0.0	0.0	0.0
Gabon	646	0.0	0.1	0.6	1.1	1.8	1.8	3.4
Gambia, The	648	0.0	0.0	0.0	0.0	0.1	0.0
Ghana	652	0.2	0.7	0.2	0.1	0.2	0.1	0.0	0.1	0.0	0.4	0.3	0.3
Guinea	656	0.2	0.1	0.0	0.0	0.0	0.6	0.1	0.0	0.0
Kenya	664	0.0	0.1	0.4	0.3	0.6	0.0	0.0	0.0	0.2	0.1	0.0	0.1
Liberia	668	0.1	0.1	0.1	0.2	0.1	0.1	0.6	0.7	0.1	0.0	0.0
Madagascar	674	0.0	0.0	0.0	0.0	0.7	0.4	0.2	0.9	0.7	0.2
Malawi	676	0.0	0.1	0.0	0.2	0.0	3.9
Mali	678	0.1	0.1	0.2	0.0	0.0	0.0	0.0	0.1
Mauritius	684	0.0	0.0	0.0	0.0	0.3	0.1	0.1	0.0	0.1	0.1
Mozambique	688	0.1	0.0	0.0	0.0	0.2	0.0	0.2	0.0	0.1	0.0
Namibia	728	0.1	0.1	0.0	0.0	0.0	0.0	0.0	0.0	0.1	0.0
Nigeria	694	61.2	31.1	0.0	0.1	0.1	0.0	0.0	0.0	0.7	0.0	160.6
São Tomé & Príncipe	716	1.2	0.7	1.4	1.0	1.4	1.0	0.1	0.1	0.1	0.1	0.1	0.0
Senegal	722	0.0	0.8	0.0	0.0	0.0	0.1	0.1	1.6	0.0	0.0	0.1	0.1
Sierra Leone	724	0.0	0.3	0.0	0.0	0.0	0.0	0.1	0.1	0.1	0.1
South Africa	199	1.1	0.8	1.0	0.8	15.9	17.4	4.6	7.3	7.8	7.7	6.1	17.6
Tanzania	738	0.3	0.2	0.2	0.0	0.0	0.0	0.4	0.2	0.3	0.4	0.8
Togo	742	12.0	0.1	0.1	0.0	0.0	0.0	23.7
Uganda	746	0.1	0.1	0.1	0.1	0.1	0.1	0.1	0.0	0.4	0.3	0.0	0.0
Zambia	754	0.0	0.0	0.0	0.1	0.0	0.0	0.0
Africa n.s.	799	2.4	1.7	1.7	1.5	1.6	1.7	9.4	0.1	0.0	0.0	0.0	0.0
Western Hemisphere	205	2,437.6	2,164.2	2,033.1	1,556.2	1,292.7	1,414.1	5,499.9	5,092.4	4,755.1	3,864.0	3,752.9	3,716.4
Anguilla	312	0.8	1.0	1.3	1.3	0.4	0.6	0.0	0.0
Antigua and Barbuda	311	12.1	4.4	3.8	4.4	5.0	5.2	4.8	15.0	3.3	0.0	1.6	7.2
Argentina	213	27.0	25.6	1.0	1.4	1.0	1.9	267.8	255.8	130.3	116.9	141.8	122.4
Aruba	314	34.2	7.4	7.2	6.3	8.2	7.1	93.1	53.2	25.0	45.3	61.8	8.1
Bahamas, The	313	4.9	3.8	11.7	9.8	8.9	11.2	440.1	338.6	156.4	258.3	42.5	12.6
Barbados	316	13.1	8.1	8.2	7.9	9.3	9.3	3.3	3.7	2.3	2.4	8.3	7.8
Belize	339	1.9	0.3	0.2	0.7	2.2	1.7	2.5	0.8	0.2	0.3	0.2	0.5
Bermuda	319	2.0	1.3	0.5	1.4	1.4	0.2	0.0	0.0	0.0	0.0	0.0	0.0
Bolivia	218	0.6	0.5	0.9	0.9	1.0	1.5	3.8	11.2	0.7	2.5	2.6	1.9
Brazil	223	8.6	9.6	13.0	7.0	2.9	5.2	487.9	434.6	353.1	554.9	759.8	664.5
Chile	228	23.8	19.5	12.2	14.3	10.6	13.1	60.6	54.0	59.6	57.1	68.4	72.3
Colombia	233	28.9	45.8	47.1	41.8	36.7	41.1	443.6	349.2	331.0	361.2	341.0	409.5
Costa Rica	238	27.1	25.0	29.7	33.0	29.8	43.3	241.7	249.2	238.0	243.0	230.7	218.9
Curacao	354	5.4	16.8	11.6	12.3	0.6	36.1	1.8	34.7
Dominica	321	3.9	3.7	4.0	2.7	2.3	4.7	0.4	0.1	0.5	0.7	0.9	0.7
Ecuador	248	9.3	9.2	13.0	10.6	12.2	23.8	50.0	65.1	73.5	63.3	67.5	76.3
El Salvador	253	5.8	6.1	3.2	6.4	6.6	9.1	76.5	75.4	87.5	89.5	96.0	105.9
Grenada	328	2.0	2.9	2.4	2.4	2.8	3.8	0.0	0.0	0.0	0.1	0.0	0.0
Guatemala	258	133.3	69.5	26.8	26.3	17.2	23.0	112.4	116.5	152.8	163.1	166.5	189.5
Guyana	336	13.8	14.8	12.3	13.7	9.5	15.7	1.7	1.7	6.0	5.1	4.8	6.1
Haiti	263	1,585.7	1,498.9	1,423.2	1,012.2	800.2	852.5	0.7	3.3	4.6	51.4	51.3	42.2
Honduras	268	119.1	49.2	19.6	24.8	28.2	29.6	42.8	50.1	66.4	109.5	79.1	82.3
Jamaica	343	47.9	46.5	49.5	56.1	60.3	61.2	0.7	3.9	2.3	1.6	1.0	1.0
Mexico	273	34.5	32.3	39.2	39.5	36.3	24.5	1,037.7	983.0	1,062.3	805.2	1,017.5	899.6
Montserrat	351	0.0	0.0	0.0	0.0	0.0	0.1	0.5	0.1
Nicaragua	278	14.1	26.2	20.7	16.9	19.2	19.4	25.5	27.8	31.5	30.8	33.4	18.8
Panama	283	46.6	27.7	28.8	30.0	46.2	51.6	61.3	72.7	94.1	77.5	61.6	56.1
Paraguay	288	0.2	0.5	1.6	1.4	1.6	1.9	18.2	26.3	5.9	13.0	9.9	2.9
Peru	293	68.8	22.3	9.0	9.9	9.8	10.4	52.4	57.6	73.1	93.8	76.0	86.5

Dominican Republic (243)

In Millions of U.S. Dollars

		Exports (FOB)						Imports (FOB)					
		2012	2013	2014	2015	2016	2017	2012	2013	2014	2015	2016	2017
Sint Maarten	352	0.2
St. Kitts and Nevis	361	1.7	2.1	1.4	1.5	1.1	1.5	0.0	0.0	0.0	0.0	0.0	0.1
St. Lucia	362	5.1	8.9	6.9	5.7	6.0	5.2	41.0	37.5	0.1	0.0	2.3	5.3
St. Vincent & Grens.	364	2.4	3.7	3.0	2.4	2.5	2.4	0.0	0.0	0.0	0.0
Suriname	366	17.0	20.3	17.1	13.3	6.1	6.9	0.0	0.1	0.0	0.1	0.0	0.2
Trinidad and Tobago	369	53.1	31.2	34.1	28.0	23.6	28.2	636.8	699.0	820.6	309.2	293.9	455.0
Uruguay	298	1.6	3.5	3.6	1.9	2.2	1.5	43.0	46.1	52.3	59.4	50.6	56.2
Venezuela, Rep. Bol.	299	40.9	80.5	119.9	60.6	23.7	36.4	1,248.2	1,060.6	920.7	308.4	66.0	36.2
Western Hem. n.s.	399	45.8	52.2	51.8	42.9	45.9	47.0	1.3	0.5	0.4	4.4	13.7	34.5
Other Countries n.i.e	910	38.4	46.2	38.4	57.2	76.8	52.6	92.6	79.8	49.7	36.5	25.0	19.6
Cuba	928	31.3	40.9	32.9	52.4	71.7	47.3	78.4	69.0	37.2	24.1	11.6	6.1
Korea, Dem. People's Rep.	954	7.1	5.3	5.6	4.8	5.2	5.4	14.2	10.8	12.5	12.4	13.4	13.5
Countries & Areas n.s.	898	584.4	555.2	580.3	497.7	541.8	559.8	90.5	63.2	254.3	218.6	126.0	132.2
Memorandum Items													
Africa	605	80.0	37.8	7.8	5.9	20.9	21.9	28.1	26.4	20.5	27.8	24.9	238.4
Middle East	405	5.0	5.4	15.9	14.1	11.6	10.2	83.3	9.9	18.1	23.3	23.2	27.2
European Union	998	671.6	769.1	809.1	703.1	835.0	726.8	1,826.0	1,562.7	1,683.4	1,959.7	2,375.7	2,198.4
Export earnings: fuel	080	200.6	204.2	232.9	156.8	111.3	146.4	2,479.0	2,207.0	2,252.9	1,238.2	841.2	1,231.6
Export earnings: nonfuel	092	8,869.0	9,446.5	9,774.0	8,771.4	9,253.4	9,283.3	15,040.5	14,354.8	15,611.9	16,213.1	17,053.1	18,398.2

Ecuador (248)

In Millions of U.S. Dollars

		Exports (FOB)						Imports (CIF)					
		2012	2013	2014	2015	2016	2017	2012	2013	2014	2015	2016	2017
IFS World		23,764.8	24,750.9	25,724.4	18,330.6	16,797.7	19,122.5	25,477.0	27,021.3	27,726.3	21,518.0	16,324.2	20,010.0
World	001	23,567.4	24,959.3	25,721.7	18,365.8	16,797.7	19,125.0	25,191.3	27,030.0	27,515.4	21,374.0	16,188.7	19,845.1
Advanced Economies	110	13,896.1	15,097.3	14,971.3	10,686.3	8,776.5	9,843.8	12,154.3	13,290.2	14,142.3	10,423.0	7,443.9	8,810.3
Euro Area	163	2,146.8	2,715.7	2,660.5	2,451.4	2,565.4	2,822.8	2,321.2	2,496.8	2,751.0	2,316.7	1,729.9	2,388.2
Austria	122	2.2	2.3	1.7	2.3	0.7	0.3	15.5	20.6	18.8	24.7	15.4	18.8
Belgium	124	206.0	233.6	222.6	215.2	176.5	185.6	325.5	323.4	397.5	409.4	240.2	318.2
Cyprus	423	0.9	1.2	1.8	1.5	2.7	3.1	0.3	1.7	0.3	0.4	0.1	0.1
Estonia	939	0.2	0.5	7.6	19.7	4.6	12.9	1.0	2.1	40.1	0.2	9.4	24.7
Finland	172	5.2	6.5	4.5	3.9	9.6	8.6	67.1	35.8	37.2	40.9	14.6	13.8
France	132	238.7	320.1	315.7	271.7	280.8	276.4	163.5	128.5	139.6	120.2	132.5	102.3
Germany	134	374.3	415.9	526.3	549.0	530.7	503.1	589.2	585.3	577.6	496.9	398.2	481.1
Greece	174	38.4	44.8	42.2	41.8	53.2	68.0	1.6	3.4	6.5	4.4	2.7	3.1
Ireland	178	0.5	2.0	2.1	4.5	3.7	3.8	13.9	15.3	21.0	11.7	11.1	7.4
Italy	136	484.4	422.2	433.1	326.0	460.9	587.3	282.3	292.9	326.1	343.8	257.8	261.7
Latvia	941	3.1	1.3	0.5	0.8	4.5	10.7	12.3	7.9	12.4	10.3	6.6	25.7
Lithuania	946	7.4	17.2	16.3	14.9	15.6	16.6	3.8	9.3	9.8	9.4	12.2	13.8
Luxembourg	137	0.3	0.3	0.0	0.0	0.0	0.1	8.4	8.9	2.1	0.7	0.8	16.3
Malta	181	0.7	1.2	1.7	1.6	2.3	2.3	0.0	0.0	0.0	0.0
Netherlands	138	323.9	429.8	514.9	460.3	422.6	472.7	210.6	295.0	480.8	369.7	259.4	459.8
Portugal	182	18.3	28.0	21.5	19.7	23.5	48.7	11.5	24.3	24.3	41.0	9.8	18.5
Slovak Republic	936	3.3	0.7	0.1	0.7	1.3	2.4	0.6	0.3	0.5	1.2	0.4	1.0
Slovenia	961	1.9	6.0	23.7	34.1	24.9	19.5	3.2	2.3	2.9	1.8	1.4	1.6
Spain	184	437.0	782.2	524.2	483.5	547.3	600.8	610.8	739.7	653.3	430.1	357.3	620.1
Australia	193	16.4	16.1	16.0	21.0	17.6	16.3	11.9	18.2	14.2	14.5	10.5	9.0
Canada	156	124.9	122.6	118.3	117.2	77.9	86.4	307.0	257.2	263.5	275.3	190.2	217.4
China,P.R.: Hong Kong	532	10.3	122.2	26.6	18.7	21.8	24.4	229.3	211.8	212.9	233.6	142.7	139.6
China,P.R.: Macao	546	0.0	0.0	0.2	0.0	0.0	0.0
Czech Republic	935	2.2	2.7	5.1	9.1	9.3	10.9	3.7	3.8	3.3	4.2	2.4	4.9
Denmark	128	14.3	21.4	14.8	10.9	13.5	13.2	17.7	19.8	21.2	22.7	27.3	21.7
Iceland	176	0.9	2.6	0.9	1.2	0.1	0.0	0.0	0.0	0.0
Israel	436	5.9	5.1	22.5	6.3	5.8	13.3	37.3	39.8	39.2	27.4	21.2	24.0
Japan	158	650.1	570.2	320.1	330.9	319.6	389.0	727.7	600.8	574.4	478.0	292.9	408.1
Korea, Republic of	542	39.0	45.3	58.1	173.0	82.5	114.9	789.9	1,014.2	905.8	791.6	526.2	615.5
New Zealand	196	12.4	16.1	23.4	28.4	33.6	36.5	3.1	4.1	3.9	2.8	5.1	3.2
Norway	142	13.6	11.4	9.0	12.5	11.6	15.0	24.2	12.2	21.9	16.5	4.7	8.1
Singapore	576	2.3	2.3	141.3	5.8	10.5	5.1	49.7	41.7	46.2	39.2	45.8	64.4
Sweden	144	14.7	14.9	18.4	33.7	26.4	44.3	28.2	25.2	19.7	24.5	26.5	27.0
Switzerland	146	89.8	98.1	69.5	36.5	20.7	13.0	151.9	150.3	123.1	123.2	134.8	124.5
Taiwan Prov.of China	528	6.3	8.4	6.9	5.7	9.3	12.4	191.7	207.0	213.3	181.8	123.3	139.0
United Kingdom	112	163.5	186.2	177.8	166.0	139.3	199.9	485.7	308.1	150.9	86.5	51.2	96.5
United States	111	10,583.5	11,138.6	11,282.1	7,256.7	5,410.9	6,025.4	6,773.9	7,879.1	8,777.9	5,784.5	4,109.2	4,519.4
Emerg. & Dev. Economies	200	9,637.5	9,751.9	10,671.2	7,585.7	8,003.4	9,237.7	12,889.1	13,613.7	13,240.2	10,883.5	8,648.2	10,950.0
Emerg. & Dev. Asia	505	679.4	1,004.1	1,540.8	1,748.8	2,011.5	2,560.5	3,731.4	4,488.4	4,479.1	4,119.8	3,047.3	3,799.3
American Samoa	859	0.0	0.4	0.1	0.0	0.4	2.2	5.4	1.7	0.7	0.1	0.3
Bangladesh	513	0.0	0.0	0.0	0.5	3.0	1.3	0.5	1.6	2.1	7.7	1.4	2.3
Brunei Darussalam	516	0.0	0.0	0.0	0.0	0.0	0.0	0.2	0.0	0.2	3.2
Cambodia	522	0.1	0.3	0.0	0.3	0.5	0.6	0.3	0.5	0.4
China,P.R.: Mainland	924	388.6	570.0	502.1	723.0	656.4	771.9	2,810.7	3,484.9	3,583.3	3,264.9	2,549.4	3,064.1
Fiji	819	0.3	0.0	0.0	0.0	0.3	0.3	0.3	0.0
F.T. French Polynesia	887	0.0	0.0	0.0	0.1	0.0	0.0	0.1	0.4
F.T. New Caledonia	839	0.1	0.0	0.1	0.0	0.0	0.0
Guam	829	0.1	0.2	0.1	1.3	0.3	0.7	0.0	0.0	0.2
India	534	91.3	30.4	342.4	137.7	91.4	123.1	442.5	546.1	317.7	433.2	177.0	292.6
Indonesia	536	4.2	20.3	33.8	18.5	53.2	93.3	69.3	55.5	91.3	56.0	57.7	58.9
Kiribati	826	0.2	0.2	1.1	5.7	9.1	1.1	1.2
Lao People's Dem.Rep	544	0.1	0.0	0.2	0.0
Malaysia	548	43.1	37.0	20.8	64.9	70.5	90.7	36.3	50.3	87.1	61.2	19.0	29.2
Maldives	556	0.1	0.0	0.1	0.1	0.2	0.6	0.0
Marshall Islands	867	0.1	3.1	1.5
Micronesia	868	4.0

Ecuador (248)

In Millions of U.S. Dollars

		Exports (FOB)						Imports (CIF)					
		2012	2013	2014	2015	2016	2017	2012	2013	2014	2015	2016	2017
Mongolia	948	0.0	0.3
Nepal	558	0.0	0.0	0.1	0.0	0.0
Palau	565	0.1
Papua New Guinea	853	0.0	0.4	8.4	0.1	0.1	0.0	0.0
Philippines	566	6.1	5.8	3.5	6.8	14.0	13.1	3.5	2.7	2.7	2.3	2.8	3.3
Samoa	862	0.0	0.2	1.1	0.0	0.0	0.2
Solomon Islands	813	0.0	0.1	1.7	0.7	0.6	0.2
Sri Lanka	524	3.8	3.7	3.8	2.0	1.5	3.0	9.3	9.3	7.5	7.9	9.6	8.6
Thailand	578	1.9	8.6	8.8	8.7	3.9	4.1	313.1	283.3	336.0	221.3	149.6	236.6
Vanuatu	846	0.0	0.3	0.1	0.0
Vietnam	582	139.3	327.5	624.8	784.9	1,115.9	1,457.7	32.1	41.5	35.5	49.3	73.9	92.2
Asia n.s.	598	0.4	0.1	0.2	0.8	5.1	5.9	5.0	1.0	0.6
Europe	170	994.4	1,322.7	1,279.3	1,173.4	1,131.2	1,203.3	285.9	265.0	301.8	243.3	238.8	191.9
Emerg. & Dev. Europe	903	203.0	356.4	308.0	330.5	213.5	219.3	104.8	136.9	176.5	70.8	65.0	76.7
Albania	914	10.0	13.4	11.3	11.8	9.9	14.0	0.3	0.1	0.1	0.9	0.9
Bosnia and Herzegovina	963	0.1	0.1	0.0	0.0	0.0	0.0	0.3	0.0	0.0	0.0
Bulgaria	918	10.5	10.0	12.9	12.1	11.5	12.6	1.4	1.6	1.3	1.8	1.9	2.2
Croatia	960	9.0	10.0	16.0	17.9	22.2	16.9	1.4	0.3	0.8	0.5	0.7	2.8
Gibraltar	823	0.1	0.0	0.0
Hungary	944	0.4	0.8	0.8	1.9	0.7	1.0	2.8	1.7	1.6	3.0	2.7	2.7
Macedonia, FYR	962	0.2	0.4	0.2	0.3	0.1	0.3	0.0	0.9
Montenegro	943	10.2	5.3
Poland	964	69.3	91.0	68.6	66.5	36.5	45.0	12.8	13.0	12.6	10.5	9.5	16.3
Romania	968	3.2	3.7	5.5	6.9	7.0	7.8	27.6	29.9	62.3	10.6	5.4	10.6
Serbia, Republic of	942	0.7	0.3	0.1	0.2
Turkey	186	100.2	227.0	192.7	213.1	114.7	116.1	58.4	90.0	96.9	43.5	43.8	41.8
CIS	901	791.3	966.3	971.3	842.9	892.6	976.9	181.0	128.0	125.2	172.5	173.1	115.0
Armenia	911	0.1	1.0	0.2	0.3	0.1	0.1	0.0
Azerbaijan, Rep. of	912	1.7	3.2	1.8	5.4	5.6	8.4	0.1	0.0	0.0	0.0
Belarus	913	0.3	2.9	2.2	3.7	2.5	3.3	0.3	0.2	1.3	0.2	0.2	0.2
Georgia	915	17.9	27.4	61.2	29.6	17.2	20.1	4.3	2.7	4.8	3.5	1.1
Kazakhstan	916	8.1	13.2	11.1	16.5	19.5	22.8	0.0	0.0	0.0	0.1	0.0	0.0
Kyrgyz Republic	917	0.2	3.6	1.4	2.3	0.0	0.0
Moldova	921	1.0	2.0	0.8	1.8	1.4	1.9	0.0	0.0	0.0
Russian Federation	922	681.7	812.8	792.9	715.5	769.2	845.3	124.5	102.7	111.6	165.3	167.7	114.1
Tajikistan	923	0.1	0.3	0.4	0.4	0.2	0.7
Turkmenistan	925	0.2	0.2	1.3	0.5	0.8	0.0	0.0	0.0	0.0
Ukraine	926	78.9	97.8	97.9	64.0	75.3	70.7	51.8	22.4	7.6	3.4	3.9	0.6
Uzbekistan	927	1.3	2.0	1.2	1.9	1.2	2.8	0.1
Europe n.s.	884	25.2	7.2	0.1	0.1	0.1	0.8	0.2
Mid East, N Africa, Pak	440	135.2	139.3	135.0	227.6	268.7	332.4	182.4	75.0	301.9	246.7	40.7	59.3
Algeria	612	44.4	34.1	9.4	10.0	13.2	8.2	107.7	0.0	0.0	0.0	0.0
Bahrain, Kingdom of	419	0.7	1.8	1.1	1.7	1.0	1.5	2.4	3.3	1.3	1.0	1.2	5.3
Djibouti	611	0.5	0.1	0.1	0.0
Egypt	469	27.3	17.7	20.4	41.9	13.3	2.7	1.9	2.7	2.3	1.6	2.0	5.7
Iran, I.R. of	429	0.0	0.2	0.2	22.8	63.8	0.2	0.2	0.0	0.3	0.1	0.0
Iraq	433	0.8	1.7	3.1	21.2	56.4	0.1	0.0	0.0	0.0	0.2	0.0
Jordan	439	6.6	5.3	5.2	4.5	4.9	4.3	0.8	0.7	1.1	0.6	0.8	0.9
Kuwait	443	1.8	5.3	28.1	49.6	37.0	25.9	0.6	0.4	0.1	0.0	0.0	0.1
Lebanon	446	1.0	1.2	1.1	0.6	1.5	2.6	0.3	0.1	0.1	0.1	0.2	0.1
Libya	672	23.6	26.2	7.3	8.7	0.8	1.0	0.7	0.1	0.0	0.2	0.0
Mauritania	682	0.0	0.0	0.0	0.0	0.0	0.0	0.1
Morocco	686	2.6	3.7	5.0	8.2	9.4	11.0	0.0	0.5	0.6	0.4	0.1	0.7
Oman	449	0.2	1.1	0.3	0.4	0.6	0.8	0.0	0.1	1.7	0.3	0.3	0.8
Pakistan	564	0.1	0.2	0.1	0.3	14.9	1.4	7.0	7.4	42.1	6.9	4.9	8.2
Qatar	453	2.3	4.7	2.4	6.1	6.3	7.6	2.5	2.9	3.1	2.9	2.6	2.3
Saudi Arabia	456	16.1	24.9	33.5	56.7	78.2	98.5	20.7	30.7	182.2	189.7	14.3	16.8
Sudan	732	0.2	0.1	0.0	0.0	0.0	0.0	0.0
Syrian Arab Republic	463	1.1	1.9	3.5	8.2	0.8	0.2	0.6	0.7	0.4	0.4	0.5	0.9
Tunisia	744	1.4	3.8	8.0	8.9	10.9	5.2	2.3	1.4	1.7	1.3	2.7	2.6

Ecuador (248)

In Millions of U.S. Dollars

		Exports (FOB)						Imports (CIF)					
		2012	2013	2014	2015	2016	2017	2012	2013	2014	2015	2016	2017
United Arab Emirates	466	4.9	5.6	9.3	17.9	32.0	41.3	34.6	23.6	65.0	41.2	10.6	14.6
Yemen, Republic of	474	0.0	0.0	0.0	0.0	0.1	0.0	0.0
Sub-Saharan Africa	603	9.4	27.0	72.2	26.6	29.3	16.8	7.6	11.5	11.8	9.2	5.8	39.5
Angola	614	0.0	1.1	1.6	0.5	0.9	0.2	0.0	0.0	0.1	0.1	0.0	1.5
Benin	638	0.1	0.5	0.7	0.3	0.2	0.2	0.3	0.3	0.3	0.0	0.3
Cabo Verde	624	0.1	0.4	0.2	0.3	0.2	0.0
Cameroon	622	0.1	1.6	0.4	0.2	0.0	0.1	0.1	0.1	0.1
Comoros	632	0.0	0.0	0.1
Congo, Dem. Rep. of	636	1.7	2.2	0.0	0.2
Congo, Republic of	634	0.2	0.2	0.1	0.1	0.0	2.8	0.2	0.0	0.0	0.3
Côte d'Ivoire	662	0.4	0.4	60.9	0.3	0.4	1.7	0.0	0.0	0.9	0.0	0.0	0.1
Equatorial Guinea	642	0.0	0.1	0.1	0.0	0.1	0.0	0.1
Eswatini, Kingdom of	734	1.0	0.0	0.3	0.1	0.8	0.7	0.0	0.8
Estonia	939	0.2	0.5	7.6	19.7	4.6	12.9	1.0	2.1	40.1	0.2	9.4	24.7
Ethiopia	644	0.2	0.1	0.0	0.2	0.1	0.2	0.0	0.0
Gabon	646	0.0	0.0	0.2	0.4	0.0	0.1	0.1	0.0	0.0	0.9	0.0	0.0
Ghana	652	0.5	2.0	1.0	0.2	0.5	0.1	0.0	0.2	0.1	0.1	0.0	0.1
Guinea	656	2.4	0.0	0.1	0.4
Kenya	664	0.1	0.2	0.1	2.5	0.6	0.3	0.6	0.5	1.5	3.5	0.8	0.5
Liberia	668	0.0	0.0	0.1	1.3	0.1	0.0	0.1	0.1
Madagascar	674	0.1	0.0	0.0	0.3	0.4	0.5	0.2
Mauritius	684	0.1	0.5	1.4	0.1	0.1
Mozambique	688	0.2	0.2	0.5	0.1	0.1	0.0	0.3	0.3	0.3	0.2	0.0	0.0
Niger	692	0.2	0.4	0.0
Nigeria	694	0.3	3.3	0.4	0.8	0.4	1.1	0.1	0.0	0.0	0.0	28.8
Rwanda	714	0.0	0.1
Senegal	722	0.6	0.2	0.3	0.1	2.2	1.0	0.0	0.0	0.3
Seychelles	718	0.0	0.6	0.5	0.0	0.7	0.0	0.3
Sierra Leone	724	0.2	0.0	0.0
South Africa	199	3.7	16.0	3.9	17.3	12.5	9.7	5.2	3.0	4.9	6.1	4.7	6.0
Tanzania	738	0.0	0.1	0.1	0.1	0.1	0.1	0.0	0.0	0.1
Togo	742	0.2	0.0
Africa n.s.	799	11.5	0.7	0.1	0.0	0.0
Western Hemisphere	205	7,819.2	7,258.9	7,644.0	4,409.3	4,562.7	5,124.6	8,681.8	8,773.9	8,145.7	6,264.4	5,315.6	6,860.1
Antigua and Barbuda	311	0.1	0.0	0.1	0.1	0.1	0.1	0.0	0.0	0.0
Argentina	213	104.4	145.8	195.8	215.7	217.6	270.4	477.6	416.5	501.8	235.1	218.2	375.4
Aruba	314	0.3	0.3	0.2	0.2	9.3	0.4	133.5	131.5	0.0	32.5	0.1	16.7
Bahamas, The	313	0.7	0.7	72.3	0.8	0.5	1.1	143.8	117.6	180.1	14.8	0.1	17.0
Barbados	316	0.9	0.8	1.2	1.1	1.5	0.5	1.2	0.2	0.1	0.1	0.0	0.1
Belize	339	0.1	0.3	0.1	0.2	0.2	0.2	0.1	0.1	0.2	0.2	0.1
Bolivia	218	21.4	23.3	25.9	36.5	31.7	39.0	30.7	109.8	114.0	183.4	191.9	196.0
Brazil	223	134.3	132.3	133.2	110.1	144.8	124.2	925.3	876.1	863.8	713.1	671.9	866.5
Chile	228	1,990.4	2,458.9	2,300.8	1,138.1	1,150.6	1,236.1	625.1	629.5	582.8	551.0	479.6	560.1
Colombia	233	1,050.3	922.0	945.8	781.5	810.5	764.5	2,190.2	2,296.2	2,201.9	1,764.6	1,421.1	1,716.2
Costa Rica	238	19.5	23.1	26.6	32.0	24.4	30.8	55.0	65.9	60.5	46.4	46.0	51.9
Curacao	354	1.1	1.0	1.3	0.7
Dominica	321	0.2	0.1	0.1	0.1	0.1	0.1	0.1	0.0	0.0
Dominican Republic	243	41.3	47.2	58.0	53.0	60.5	65.9	15.1	11.8	17.3	14.4	12.8	26.6
El Salvador	253	147.3	94.1	39.2	10.4	11.1	23.5	3.8	5.8	4.3	5.1	6.4	8.5
Falkland Islands	323	0.1
Greenland	326	0.1	0.1
Grenada	328	0.2	0.1	0.1	0.0	0.1	0.1	0.1	0.0
Guatemala	258	96.9	146.9	63.7	44.8	46.8	74.6	26.9	31.5	32.9	37.5	28.4	45.5
Guyana	336	0.2	0.3	0.2	0.2	0.3	0.2	1.4	1.5	0.8	1.5	1.5	0.9
Haiti	263	7.9	4.6	2.5	1.3	0.9	2.1	0.0	0.1	0.0
Honduras	268	143.7	105.8	26.3	11.2	16.9	21.5	7.4	4.2	2.6	3.0	5.7	6.8
Jamaica	343	1.9	2.8	3.0	2.6	16.5	3.8	0.1	0.2	0.9	0.1	0.0	0.4
Mexico	273	99.3	124.0	148.5	157.0	168.1	129.3	888.3	968.5	966.9	655.8	490.7	660.0
Netherlands Antilles	353	1.0	0.9	1.0	0.3	0.3	2.1	1.2	2.5	31.6	21.9
Nicaragua	278	18.6	18.2	19.9	74.2	75.2	29.0	0.3	0.9	3.7	4.6	8.2	6.8

Ecuador (248)

In Millions of U.S. Dollars

		Exports (FOB)						Imports (CIF)					
		2012	2013	2014	2015	2016	2017	2012	2013	2014	2015	2016	2017
Panama	283	923.1	628.3	1,411.6	448.4	662.3	935.8	1,663.0	1,824.9	1,414.2	1,046.4	888.6	1,273.8
Paraguay	288	3.4	3.6	4.2	4.2	4.1	6.5	12.3	18.9	36.4	54.6	36.1	74.0
Peru	293	1,987.7	1,882.6	1,576.2	934.2	934.2	1,282.7	1,127.9	1,119.8	1,025.0	790.2	688.7	830.3
St. Kitts and Nevis	361	0.1	0.0	0.0	0.0	0.1	0.0
St. Lucia	362	0.5	0.4	0.3	0.3	0.3	0.2
St. Vincent & Grens.	364	0.1	0.2	0.1	0.1	0.2	0.1
Suriname	366	0.3	0.2	0.3	0.2	0.2	0.3	0.2	0.1	0.1	0.0
Trinidad and Tobago	369	5.4	6.0	4.0	5.7	4.1	4.5	28.0	10.2	9.6	7.1	17.7	4.9
Uruguay	298	13.9	20.7	20.9	18.5	24.5	26.0	84.8	63.7	90.3	88.4	59.0	83.5
Venezuela, Rep. Bol.	299	1,004.8	464.2	561.7	325.7	144.1	49.7	239.3	51.9	33.8	9.6	9.6	15.3
Western Hem. n.s.	399	0.1	0.1	0.1	0.1	0.7	14.4	0.2	2.2
Other Countries n.i.e	910	16.1	32.8	11.8	19.4	14.5	15.2	29.8	9.6	13.7	6.1	7.7	6.8
Cuba	928	16.0	32.8	11.8	19.4	14.4	15.2	14.5	9.6	13.7	6.1	6.6	4.4
Korea, Dem. People's Rep.	954	0.1	0.0	0.0	15.3	1.0	2.5
Special Categories	899	3.0	14.1	19.3	51.6	1.5	118.1	116.4	118.7	61.5	35.9
Countries & Areas n.s.	898	14.7	63.2	48.1	22.7	3.3	26.8	0.0	0.0	0.6	89.0	42.1
Memorandum Items													
Africa	605	58.0	68.5	94.7	54.3	62.9	41.3	117.6	13.4	14.2	11.0	8.6	42.9
Middle East	405	86.5	97.5	112.4	199.5	220.3	306.6	65.4	65.6	257.3	238.0	33.1	47.7
European Union	998	2,433.9	3,056.4	2,980.4	2,776.4	2,831.7	3,174.3	2,902.6	2,900.2	3,024.5	2,481.0	1,857.4	2,572.9
Export earnings: fuel	080	2,868.7	2,354.9	2,437.3	2,044.3	1,999.5	2,041.5	2,782.6	2,635.2	2,725.0	2,366.7	1,837.9	2,120.4
Export earnings: nonfuel	092	20,698.7	22,604.4	23,284.4	16,321.5	14,798.2	17,083.5	22,408.7	24,394.8	24,790.5	19,007.3	14,350.8	17,724.7

Egypt (469)

In Millions of U.S. Dollars

		Exports (FOB)						Imports (CIF)					
		2012	2013	2014	2015	2016	2017	2012	2013	2014	2015	2016	2017
IFS World		29,396.9	28,493.0	26,852.1	21,209.5	22,087.3	69,200.2	59,661.3	66,785.4	62,513.3	57,765.8
World	001	29,239.9	28,893.9	26,692.5	21,119.7	20,020.9	23,295.6	67,521.5	65,148.5	68,188.5	69,788.2	56,705.8	59,466.8
Advanced Economies	110	11,620.4	11,051.8	10,072.5	7,699.7	9,247.2	11,557.3	30,428.4	30,661.6	31,787.3	31,800.2	25,320.3	23,878.5
Euro Area	163	6,659.2	6,663.5	6,431.6	4,546.5	4,508.7	6,199.5	16,468.5	16,792.4	17,026.7	18,183.7	13,025.1	11,995.2
Austria	122	15.6	13.1	17.9	14.6	36.2	76.1	197.6	234.8	262.2	198.7	270.8	271.9
Belgium	124	395.4	445.8	343.9	313.2	180.4	201.5	1,659.4	1,186.3	959.4	928.8	906.5	1,004.9
Cyprus	423	250.3	297.7	72.0	56.6	79.5	161.7	115.2	306.3	73.9	476.5	240.7	236.4
Estonia	939	4.6	3.4	3.3	2.7	27.0	25.2	27.0	35.0
Finland	172	17.0	13.3	13.5	14.7	10.2	13.7	497.1	389.2	463.4	423.9	387.6	398.7
France	132	1,146.0	913.4	832.2	495.5	390.3	553.4	2,201.9	2,088.9	2,107.4	2,335.3	2,180.1	2,005.5
Germany	134	640.9	643.7	666.8	538.1	780.5	950.3	4,550.2	5,077.5	5,390.1	5,377.8	2,911.6	2,760.1
Greece	174	224.5	269.8	468.3	132.6	142.5	230.9	367.5	696.6	638.9	907.4	647.2	472.3
Ireland	178	35.7	37.9	25.2	29.5	26.7	47.1	170.0	160.6	206.8	200.7	236.5	177.1
Italy	136	2,311.7	2,674.7	2,449.8	1,588.2	1,438.2	2,385.1	3,404.6	3,481.0	3,138.9	3,045.3	2,050.6	1,867.4
Latvia	941	7.1	9.6	10.1	7.2	10.2	14.4	63.7	42.5	83.0	50.5	110.5	93.4
Lithuania	946	19.0	20.0	15.1	11.2	81.2	174.9	91.1	19.5
Luxembourg	137	0.7	2.4	0.8	1.7	10.2	4.2	5.6	7.5	6.3	22.8	38.3	65.3
Malta	181	31.7	154.6	360.0	345.6	140.4	226.3	224.9	307.6	908.8	954.8	610.2	371.1
Netherlands	138	403.3	307.9	381.1	386.4	525.5	578.9	1,429.5	1,045.2	1,044.2	1,095.1	1,408.6	1,187.2
Portugal	182	104.2	133.8	106.3	106.4	32.4	50.3	78.8	80.9	87.7	100.8	55.9	56.8
Slovak Republic	936	1.5	7.2	9.5	2.0
Slovenia	961	46.1	71.6	75.8	61.3	28.8	16.6	53.6	41.5	72.8	41.7	20.7	33.8
Spain	184	1,004.0	643.7	580.0	439.1	676.7	689.0	1,340.9	1,446.0	1,464.7	1,969.1	949.3	993.3
Australia	193	38.2	24.4	21.4	23.3	32.0	30.9	415.4	414.6	332.6	360.8	319.4	262.5
Canada	156	149.5	547.6	511.7	486.2	449.0	436.6	353.9	392.5	272.2	313.8	227.8	222.6
China,P.R.: Hong Kong	532	29.8	31.1	28.6	22.8	218.4	196.3	96.7	82.3	109.9	66.1	799.4	661.9
Czech Republic	935	56.2	79.4	98.6	75.7	24.0	25.6	318.8	335.5	673.2	734.2	117.9	136.5
Denmark	128	17.2	12.8	14.7	14.4	32.5	29.0	259.2	213.4	204.0	218.9	231.1	201.7
Iceland	176	0.1	0.1	0.0	1.8	8.5	12.7	7.2	23.7
Israel	436	58.2	47.9	61.6	62.2	100.1	90.9	49.0	58.1
Japan	158	999.3	462.1	359.6	120.8	77.1	61.6	1,567.9	1,408.5	1,507.2	1,712.2	702.9	526.9
Korea, Republic of	542	277.6	705.9	274.2	36.2	117.4	161.5	1,695.7	1,506.0	2,137.9	2,317.1	1,131.2	1,029.3
New Zealand	196	6.2	3.3	2.7	1.7	7.3	3.2	312.9	309.3	351.8	339.9	290.7	162.6
Norway	142	10.3	14.9	11.9	8.3	10.1	9.9	151.9	169.1	181.4	170.7	106.8	183.4
Singapore	576	9.8	12.1	45.6	40.5	160.4	173.2	183.0	145.7	151.6	186.5	568.4	798.3
Sweden	144	34.5	33.0	37.3	24.1	76.5	96.5	908.5	648.9	836.5	644.6	471.9	574.9
Switzerland	146	342.3	105.0	35.2	221.4	832.3	762.9	703.1	1,173.8	865.0	733.3	2,004.4	2,042.8
Taiwan Prov. of China	528	94.1	118.4	9.0	8.6	15.4	37.6	502.6	517.3	421.9	418.6	439.7	382.4
United Kingdom	112	835.7	977.4	1,005.1	924.8	1,294.3	1,387.0	1,238.3	1,392.8	1,593.8	1,220.7	1,991.6	2,030.6
United States	111	2,002.1	1,212.8	1,123.4	1,080.4	1,391.8	1,946.0	5,143.2	5,055.8	5,065.5	4,097.2	2,892.0	2,666.9
Emerg. & Dev. Economies	200	16,381.9	16,906.4	15,757.5	12,872.4	9,584.5	9,726.4	37,068.1	34,397.8	36,370.8	37,972.2	27,034.4	30,107.6
Emerg. & Dev. Asia	505	3,185.5	3,054.8	2,526.8	1,561.2	1,272.3	1,352.1	11,084.6	11,603.1	12,120.5	13,668.8	7,382.2	7,728.1
American Samoa	859	0.4	0.0	0.0
Bangladesh	513	61.0	45.0	52.9	51.9	23.4	25.2	22.3	32.4
Brunei Darussalam	516	0.9	1.3	2.3	3.0	2.1	1.5	2.4	0.3
Cambodia	522	0.0	0.1	0.2	0.1	1.1	1.3	0.8	2.2
China,P.R.: Mainland	924	743.8	568.5	329.4	425.2	348.1	218.2	6,442.7	6,810.7	7,607.4	9,093.9	4,533.9	4,584.2
Fiji	819	0.4	0.2	0.2
India	534	2,028.8	2,134.6	1,917.2	863.5	741.1	892.6	2,178.3	2,223.2	2,355.3	2,155.5	1,346.3	1,615.5
Indonesia	536	96.8	95.7	61.9	63.0	41.3	51.8	728.0	898.5	429.8	555.0	324.1	417.4
Malaysia	548	149.4	138.5	88.0	78.1	27.2	41.8	535.3	544.6	317.1	381.9	406.5	406.5
Maldives	556	2.5	2.4	2.4	3.8	0.1	3.5	5.2
Mongolia	948	0.0	0.0	0.7	0.1	0.1	0.2	0.0
Nepal	558	7.1	7.8	10.4	11.9	0.0	0.0	0.0
Papua New Guinea	853	0.0	0.4	0.0
Philippines	566	15.4	6.6	3.9	2.9	24.1	20.2	13.1	25.4
Sri Lanka	524	35.0	19.4	23.1	16.3	38.8	37.2	35.8	32.4
Thailand	578	31.3	22.6	21.4	25.7	4.8	13.7	870.2	808.8	1,081.2	1,120.9	507.0	372.7
Vanuatu	846	0.0	0.0	0.0	0.1
Vietnam	582	12.7	11.6	12.6	15.7	7.6	9.2	240.4	197.6	251.6	263.5	140.4	188.6

Egypt (469)

In Millions of U.S. Dollars

		Exports (FOB)						Imports (CIF)					
		2012	2013	2014	2015	2016	2017	2012	2013	2014	2015	2016	2017
Asia n.s.	598	0.1	0.1	0.1	102.2	124.8	34.1	0.0	124.0	143.2
Europe	170	2,164.1	2,441.9	2,185.7	1,900.7	1,158.1	1,601.8	11,709.8	9,026.5	10,443.9	10,293.6	6,609.9	7,718.4
Emerg. & Dev. Europe	903	1,810.9	2,072.7	1,742.9	1,492.0	942.9	1,245.7	4,363.8	4,067.5	4,487.5	4,888.9	2,995.2	2,808.0
Albania	914	13.8	19.3	12.8	7.6	0.5	0.7	13.4	13.5
Bosnia and Herzegovina	963	1.6	2.4	1.4	1.0	13.9	16.2	20.5	28.7
Bulgaria	918	78.0	98.4	42.3	43.0	30.6	37.5	165.9	309.0	243.6	237.8	303.4	444.7
Croatia	960	7.3	9.0	12.9	16.5	5.8	9.8	103.5	78.6	94.3	107.6	57.8	79.8
Gibraltar	823	0.1	0.1	0.0	0.0
Hungary	944	8.3	10.9	18.0	18.7	6.8	18.8	93.8	126.1	220.3	236.4	188.1	57.3
Macedonia, FYR	962	0.6	0.8	1.3	1.0	0.8	1.1	1.4	0.6
Montenegro	943	0.8	0.8	1.1	4.1
Poland	964	68.7	65.5	99.0	87.3	63.5	89.1	161.4	230.5	234.2	330.9	135.0	123.9
Romania	968	73.5	104.5	106.6	90.2	49.4	51.3	380.0	715.8	797.8	708.0	295.4	352.1
Serbia, Republic of	942	5.0	5.8	41.1	76.2
Turkey	186	1,559.0	1,761.8	1,442.9	1,220.1	786.8	1,039.2	3,443.9	2,589.4	2,819.8	3,145.1	2,015.5	1,750.2
CIS	901	353.1	369.2	442.7	408.7	177.9	280.3	7,346.0	4,959.1	5,954.9	5,393.2	3,463.2	4,701.4
Armenia	911	1.8	0.8	3.2	1.7	0.0	0.0	0.1
Azerbaijan, Rep. of	912	7.6	3.0	2.5	23.2	0.2	0.0	0.5	0.6
Belarus	913	5.8	6.9	4.6	4.0	68.8	29.7	69.4	79.7
Georgia	915	18.0	15.8	12.1	7.0	2.0	29.1	62.4	9.9	34.2	8.3	1.8	2.7
Kazakhstan	916	12.6	6.8	12.8	5.3	16.1	14.7	10.1	5.8
Moldova	921	0.7	0.7	1.3	0.6	1.1	17.8	25.9	10.1
Russian Federation	922	224.2	267.4	354.6	340.1	166.8	223.8	3,601.2	1,799.0	2,833.0	3,069.2	2,306.6	2,911.4
Tajikistan	923	0.5	0.1	1.6	0.0	0.1	1.4	0.7	0.2
Turkmenistan	925	0.1	0.4	0.5	0.4	2.7	6.8	5.3	1.9
Ukraine	926	81.6	67.1	48.7	25.6	9.1	27.4	3,587.9	3,074.2	2,963.3	2,209.1	1,154.8	1,787.3
Uzbekistan	927	0.1	0.2	0.8	0.8	5.7	5.6	12.5	8.4
Europe n.s.	884	0.1	0.1	0.1	0.0	37.3	75.8	0.1	0.0	1.5	11.5	151.5	209.0
Mid East, N Africa, Pak	440	9,159.6	9,646.5	9,613.5	8,145.7	6,543.3	6,078.7	9,493.5	8,853.5	9,469.5	9,209.5	10,199.1	11,710.7
Afghanistan, I.R. of	512	3.7	3.8	12.9	5.9	0.3	0.9	0.7	0.4
Algeria	612	389.7	504.2	565.3	455.9	252.7	275.9	964.4	411.2	190.9	476.2	221.2	397.0
Bahrain, Kingdom of	419	39.0	48.4	42.1	47.4	143.3	136.7	50.2	208.9	124.6	141.1	157.9	119.6
Djibouti	611	35.1	19.7	20.6	21.5	12.1	9.0	0.7	6.4
Iran, I.R. of	429	63.1	30.3	21.9	4.1	43.2	35.7	46.7	36.8
Iraq	433	566.4	733.0	779.1	464.5	38.4	70.1	668.2	278.9	675.0	694.8	407.7	788.3
Jordan	439	690.8	867.0	618.1	548.1	349.3	318.6	207.6	121.0	100.5	93.3	261.3	257.1
Kuwait	443	227.9	279.0	575.2	464.9	119.6	149.7	2,674.1	2,593.2	3,492.5	1,737.7	1,253.3	1,272.6
Lebanon	446	838.2	707.7	596.6	428.4	613.5	428.8	113.7	112.4	103.7	122.1	444.0	435.5
Libya	672	1,430.7	1,278.8	987.3	558.7	86.0	76.0	140.1	100.2	49.8	88.8	20.1	20.2
Mauritania	682	12.2	13.3	18.3	12.7	1.8	0.7	2.3	0.5
Morocco	686	395.2	405.7	485.4	341.1	244.4	235.9	97.7	57.5	116.1	314.4	38.5	32.5
Oman	449	96.6	102.2	127.2	137.3	88.0	68.5	131.9	172.2	61.7	59.8	97.4	75.1
Pakistan	564	147.3	131.9	144.9	126.7	81.5	97.3	214.5	127.6	114.0	125.6	53.1	66.1
Qatar	453	257.6	218.1	299.3	294.5	170.5	185.8	88.3	39.7	39.4	731.2	1,241.3	1,522.8
Saudi Arabia	456	1,822.5	2,030.6	1,972.0	1,911.6	1,082.4	959.8	2,670.4	3,011.7	2,380.5	2,862.8	2,609.8	3,298.8
Somalia	726	18.7	24.7	40.1	54.1	0.3	0.5	0.7	0.5
Sudan	732	449.5	547.3	391.7	510.6	49.7	48.7	19.2	73.6	89.6	18.3	43.0	115.0
Syrian Arab Republic	463	389.5	375.6	350.4	239.0	9.8	16.3	242.7	297.9	113.4	149.9	8.6	3.5
Tunisia	744	268.9	226.9	196.5	149.2	112.7	250.0	306.1	65.7	70.5	78.9	104.1	42.7
United Arab Emirates	466	718.1	766.1	987.1	1,084.0	2,984.5	2,596.5	795.8	1,088.7	1,636.1	1,438.9	3,222.3	3,225.2
West Bank and Gaza	487	53.1	88.0	140.8	131.3	80.9	127.6	0.6	2.0	0.1	0.1
Yemen, Republic of	474	245.9	244.3	240.6	154.0	20.2	14.6	50.3	44.4	59.8	31.0	7.8	10.3
Middle East n.s.	489	15.9	21.9	7.7	28.4
Sub-Saharan Africa	603	1,531.7	1,366.4	1,180.4	1,103.5	542.1	584.5	844.6	672.9	655.7	731.3	807.6	676.1
Angola	614	25.2	29.3	38.3	32.0	0.5	0.0
Benin	638	7.4	7.7	10.9	13.9	0.0	13.6	6.3	17.3
Botswana	616	0.2	0.0	0.1	0.0	0.1	0.1	0.2	0.0
Burkina Faso	748	5.4	9.2	7.1	9.1	0.1	14.7	29.2	17.8
Burundi	618	11.3	11.3	10.1	6.3	0.2	0.0	0.2	0.2
Cabo Verde	624	1.2	1.1	1.5	1.6	0.0	1.4

Egypt (469)

In Millions of U.S. Dollars

		Exports (FOB)						Imports (CIF)					
		2012	2013	2014	2015	2016	2017	2012	2013	2014	2015	2016	2017
Cameroon	622	33.6	28.8	40.2	25.0	4.1	4.1	1.7	3.1
Central African Rep.	626	1.0	0.4	0.1	0.2	1.0	0.1	0.2	0.1
Chad	628	6.8	6.4	7.6	8.4	0.2	0.2	1.2	0.4
Comoros	632	0.3	0.2	0.9	0.7	0.1	0.3	0.5	0.4
Congo, Dem. Rep. of	636	25.0	31.6	35.1	15.7	52.7	30.4	30.1	22.9
Congo, Republic of	634	12.4	27.5	32.2	18.9	18.0	2.5	16.8	16.4
Côte d'Ivoire	662	30.3	38.0	37.4	41.8	6.1	3.2	2.9	4.3
Equatorial Guinea	642	29.8
Eritrea	643	57.5	63.4	49.8	47.2	3.9	9.3	5.0	5.2
Eswatini, Kingdom of	734	1.1	8.0	3.0	29.1	5.9	7.5	0.0	14.5	0.1	0.1	88.7	66.6
Estonia	939	4.6	3.4	3.3	2.7	27.0	25.2	27.0	35.0
Ethiopia	644	41.0	74.1	87.6	110.9	106.8	63.8	28.2	40.1	49.9	33.5	10.6	3.6
Gabon	646	12.2	14.5	14.5	11.9	0.1	0.1	0.1	0.2
Gambia, The	648	5.4	4.9	4.6	6.0	0.3	0.7	0.2	0.0
Ghana	652	75.7	69.2	50.9	58.5	30.2	53.6	15.1	14.6	18.1	15.4	4.2	3.1
Guinea	656	25.1	10.6	9.6	7.2	0.4	1.0	0.1	0.0
Guinea-Bissau	654	1.2	2.5	0.2	0.3	0.0	0.0	0.1
Kenya	664	280.9	242.8	243.2	235.8	104.3	96.2	307.8	258.0	325.7	262.3	175.2	147.2
Lesotho	666	0.0	0.6	0.5	0.1
Liberia	668	2.1	34.2	2.8	4.2	24.8	5.7
Malawi	676	3.0	3.1	3.6	3.0	6.0	12.8	9.6	11.8
Mali	678	7.2	6.3	6.2	12.4	0.0	0.0	0.0
Mauritius	684	30.6	32.0	27.3	18.7	2.4	2.0	1.5	2.3
Mozambique	688	3.1	6.1	5.1	3.2	0.0	0.0	4.7	0.2
Namibia	728	0.5	1.3	0.1	0.2	4.4	0.9
Niger	692	1.8	6.7	13.1	15.7	0.2	0.0	0.0
Nigeria	694	87.7	97.1	99.2	85.1	44.9	51.7	5.8	2.9	4.4	83.6	328.1	315.6
Rwanda	714	16.9	19.8	20.9	19.7	0.9	0.4	0.4	0.1
São Tomé & Príncipe	716	0.1	0.2	0.2
Senegal	722	36.6	39.6	36.1	29.8	2.4	0.3	0.3	1.6
Seychelles	718	2.5	3.6	3.2	3.3	0.2	0.5	0.0
Sierra Leone	724	4.0	4.0	2.3	3.2	0.4	0.3	0.2	0.2
South Africa	199	522.6	319.9	145.0	120.8	62.6	103.7	94.8	77.4	45.1	94.9	85.4	51.4
Tanzania	738	52.3	32.1	28.4	23.7	6.5	2.4	8.1	1.3
Togo	742	6.3	7.6	8.4	7.3	0.0	0.0	0.1
Uganda	746	41.3	44.5	48.1	45.5	3.8	2.7	2.2	1.5
Zambia	754	42.2	19.5	31.1	14.6	31.2	25.0	256.5	155.1	80.7	103.0	28.5	88.6
Zimbabwe	698	11.4	8.3	13.5	12.4	0.6	1.5	4.2	0.2
Africa n.s.	799	0.0	156.2	183.0	0.0	0.0	86.9
Western Hemisphere	205	340.9	396.7	251.2	161.4	68.7	109.3	3,935.5	4,241.8	3,681.2	4,068.9	2,035.6	2,274.3
Antigua and Barbuda	311	0.0	0.0	0.1	0.0	0.0
Argentina	213	5.6	50.5	8.4	3.9	7.6	24.1	950.6	1,544.0	1,141.8	1,175.4	757.4	843.8
Bahamas, The	313	0.0	0.1	0.0	0.1	0.0
Barbados	316	0.1	0.0	0.2	0.1	0.1	0.0	0.0	0.0
Belize	339	0.0	0.0	0.1	3.6	0.3	1.6	0.4
Bolivia	218	0.2	0.0	0.1	0.1	0.1	0.6	2.0	0.1
Brazil	223	230.2	202.1	171.1	94.6	38.9	69.6	2,658.9	2,266.6	2,121.0	2,525.4	1,259.3	1,405.3
Chile	228	24.9	66.5	7.9	8.2	19.4	27.6	10.5	21.8
Colombia	233	9.0	17.8	8.4	7.4	13.4	11.2	11.5	13.8
Costa Rica	238	0.9	0.7	1.2	1.5	1.0	4.6	2.4	0.9
Dominica	321	0.8	0.4	0.8	0.5	4.0	3.0	2.1	2.4
Dominican Republic	243	1.6	1.6	3.3	2.8	0.1	0.2	1.1	1.7
Ecuador	248	1.2	1.8	1.6	1.0	38.9	23.1	24.5	53.8
El Salvador	253	0.1	0.1	0.2	0.2	0.1
Falkland Islands	323	0.1	0.1	0.0
Grenada	328	0.0	0.0	0.1	0.4	0.0	2.0
Guatemala	258	4.1	4.9	5.0	6.0	13.0	8.4	9.9	7.8
Haiti	263	3.5	2.2	3.1	2.4	0.1	0.0
Honduras	268	0.2	0.1	0.4	0.2	0.0	3.2	0.4	0.4
Jamaica	343	0.3	0.4	0.5	0.4	0.0	0.0	0.0

Egypt (469)

In Millions of U.S. Dollars

		Exports (FOB)						Imports (CIF)					
		2012	2013	2014	2015	2016	2017	2012	2013	2014	2015	2016	2017
Mexico	273	18.6	21.8	21.7	15.2	22.2	15.6	50.0	52.2	48.6	54.0	18.9	25.2
Nicaragua	278	0.1	0.2	0.0	1.8	2.7	0.4	0.1
Panama	283	6.2	6.1	6.7	8.1	2.7	1.2	0.5	0.3
Paraguay	288	1.1	2.5	0.7	0.6	0.7	61.6	75.5	46.5
Peru	293	4.7	5.3	4.5	3.3	6.2	5.5	6.4	9.8
St. Vincent & Grens.	364	0.0	0.2
Suriname	366	0.1	0.3	0.1	0.2	0.1	0.0	0.2	0.0
Trinidad and Tobago	369	0.8	0.7	1.6	1.3	45.2	0.0	19.0	32.9
Uruguay	298	22.0	7.7	2.5	2.4	74.2	218.8	185.9	75.1
Venezuela, Rep. Bol.	299	4.7	2.9	1.1	0.6	47.7	2.4	12.5	42.2
Western Hem. n.s.	399	0.0	0.0	0.0	0.0	3.5	3.8	3.3	2.3
Other Countries n.i.e	910	2.0	1.1	2.5	0.6	23.2	20.3	15.7	5.7
Cuba	928	0.7	0.3	0.9	0.4	2.2	0.3	0.0	0.1
Korea, Dem. People's Rep.	954	1.3	0.8	1.7	0.3	21.0	20.0	15.7	5.6
Special Categories	899	1,229.4	934.5	859.5	546.4	1.7	0.1
Countries & Areas n.s.	898	6.3	0.1	0.5	0.6	1,189.2	2,011.9	1.8	68.7	13.0	10.1	4,351.1	5,480.7
Memorandum Items													
Africa	605	3,101.0	3,108.3	2,898.3	2,648.6	1,201.6	1,395.0	2,246.2	1,291.2	1,126.7	1,626.5	1,214.4	1,263.3
Middle East	405	7,439.3	7,768.9	7,737.7	6,467.9	5,802.3	5,170.9	7,877.1	8,106.7	8,883.9	8,188.3	9,739.2	11,057.4
European Union	998	7,838.6	8,054.5	7,866.1	5,841.1	6,092.1	7,944.1	20,098.0	20,843.0	21,924.3	22,622.8	16,817.3	15,996.7
Export earnings: fuel	080	6,263.1	6,711.9	7,174.4	6,115.7	5,197.3	4,809.1	12,068.4	9,850.3	11,700.2	11,650.1	11,873.5	13,956.9
Export earnings: nonfuel	092	22,976.8	22,181.9	19,518.1	15,004.0	14,823.6	18,486.5	55,453.1	55,298.2	56,488.3	58,138.1	44,832.3	45,509.9

El Salvador (253)

In Millions of U.S. Dollars

		Exports (FOB)						Imports (CIF)					
		2012	2013	2014	2015	2016	2017	2012	2013	2014	2015	2016	2017
IFS World		5,339.1	5,491.1	5,272.7	5,484.9	5,335.4	10,269.6	10,772.1	10,513.1	10,415.6	9,854.6
World	001	5,339.0	5,490.6	5,272.4	5,484.7	5,326.7	5,662.8	10,269.0	10,760.5	10,510.2	10,408.9	9,692.1	10,532.8
Advanced Economies	110	2,873.9	2,935.4	2,812.6	2,892.6	2,832.6	2,885.1	5,219.1	5,705.9	5,682.9	5,545.6	4,849.6	5,270.1
Euro Area	163	213.9	204.4	170.0	140.9	135.9	142.0	448.7	544.9	495.6	536.3	335.8	523.2
Austria	122	0.2	0.2	0.3	0.4	0.2	0.8	9.7	8.2	7.5	10.4	10.2	9.6
Belgium	124	17.4	11.7	7.9	11.6	7.5	8.1	45.4	45.6	22.9	16.5	20.1	24.2
Cyprus	423	0.1	0.1	0.0	0.1	0.3	0.1	0.1	0.1	0.1
Estonia	939	0.0	0.0	0.0	0.2	0.8	0.1	0.4	1.6
Finland	172	1.0	1.1	0.6	2.0	2.0	1.6	6.6	11.7	11.3	26.8	6.7	12.1
France	132	8.0	6.2	7.6	9.4	7.4	7.6	34.0	57.0	46.6	38.0	35.3	42.3
Germany	134	69.8	57.8	23.3	27.0	22.8	24.0	151.4	167.8	151.5	175.5	13.4	157.9
Greece	174	0.0	0.1	1.3	0.2	0.3	0.5	0.5	1.1	0.5	1.2	1.1	1.6
Ireland	178	3.0	0.0	0.0	0.3	0.1	10.3	9.4	13.5	15.4	11.0	9.5
Italy	136	22.5	21.7	25.0	24.2	28.9	32.3	51.6	64.6	65.3	71.1	75.4	72.3
Latvia	941	0.1	0.2	0.1	0.2	0.3	0.2	3.6
Lithuania	946	0.0	0.1	0.1	0.1	0.1	0.0	3.7	1.6	0.1	0.1	0.0	0.1
Luxembourg	137	0.0	0.0	0.0	0.0	0.0	0.0	0.4	0.7	0.1	0.2	0.6
Netherlands	138	11.3	20.5	35.4	25.5	24.1	16.4	33.3	43.4	36.8	34.4	32.7	32.0
Portugal	182	0.8	5.5	1.4	1.3	1.6	1.9	10.3	9.0	14.9	14.0	12.1	14.2
Slovak Republic	936	0.1	0.0	0.6	0.2	0.2	0.2	0.3	0.2	0.7	0.2	1.0	0.5
Slovenia	961	0.0	0.0	0.0	0.0	0.0	0.0	0.0	0.1	0.1	0.2	1.6	1.2
Spain	184	79.9	79.3	66.4	38.9	40.5	48.3	91.2	124.1	122.1	131.8	114.5	139.9
Australia	193	6.7	6.4	16.4	18.3	5.9	5.7	28.4	26.0	28.8	25.2	16.9	11.8
Canada	156	54.4	76.7	64.4	47.6	22.5	42.3	49.1	48.5	56.9	60.2	58.1	54.2
China,P.R.: Hong Kong	532	4.0	3.8	4.6	3.2	4.1	5.6	100.2	95.2	122.5	117.7	115.7	93.3
China,P.R.: Macao	546	0.0	0.3	0.0	0.5	0.2	0.1	0.1	0.0
Czech Republic	935	1.6	1.6	0.8	0.2	0.2	1.9	45.3	52.7	39.8	30.4	41.4	58.7
Denmark	128	0.2	0.1	0.0	0.0	0.2	0.2	10.6	11.9	16.6	24.2	14.9	18.4
Iceland	176	0.1	0.1	0.0	0.0	0.0	0.0
Israel	436	0.2	0.1	0.1	0.1	0.1	0.1	5.4	6.3	5.2	4.8	12.2	9.2
Japan	158	32.4	36.6	15.9	21.9	15.7	14.4	172.9	177.9	152.5	155.1	157.2	176.3
Korea, Republic of	542	32.0	15.6	41.1	10.1	10.0	13.2	149.1	202.5	171.4	163.7	127.8	188.7
New Zealand	196	1.0	1.1	14.2	20.8	0.8	1.0	17.0	15.7	15.6	20.3	16.6	10.6
Norway	142	1.2	1.4	2.8	0.7	1.1	2.5	33.2	40.7	0.7	1.0	0.7	0.5
Singapore	576	1.5	0.2	0.4	0.4	0.3	0.6	19.4	17.6	16.5	44.9	40.9	18.9
Sweden	144	9.6	8.3	5.0	5.8	0.2	1.4	27.7	34.6	24.4	30.0	21.8	21.1
Switzerland	146	0.3	0.2	0.8	0.4	0.5	0.6	30.9	32.9	39.1	46.1	51.1	42.6
Taiwan Prov. of China	528	7.7	46.9	15.6	30.1	36.4	53.4	157.4	168.8	149.1	140.0	129.6	142.7
United Kingdom	112	17.3	14.7	9.0	10.9	27.3	12.5	33.0	38.9	37.4	42.8	38.0	36.7
United States	111	2,489.7	2,517.5	2,451.5	2,580.6	2,571.4	2,587.7	3,890.0	4,190.5	4,310.7	4,102.8	3,670.8	3,863.3
Emerg. & Dev. Economies	200	2,462.4	2,548.5	2,452.8	2,584.6	2,483.2	2,764.2	5,027.8	5,040.7	4,815.6	4,833.7	4,838.5	5,254.8
Emerg. & Dev. Asia	505	17.5	59.5	16.9	64.0	38.6	121.9	778.3	927.5	993.5	1,082.7	1,071.2	1,156.3
Bangladesh	513	0.0	0.1	0.2	0.2	0.3	0.0	2.2	1.3	1.3	2.8	2.8	4.2
Cambodia	522	0.0	0.0	0.0	0.2	0.5	3.1	1.8	2.7	2.6	1.1
China,P.R.: Mainland	924	3.7	5.4	5.7	43.9	6.1	47.4	603.5	702.6	763.1	845.1	856.0	919.9
F.T. New Caledonia	839	0.0	0.2	0.0	0.0	0.0
India	534	6.8	6.2	7.0	3.4	4.2	3.1	67.0	98.0	95.3	109.3	98.1	90.9
Indonesia	536	0.3	43.0	0.2	0.2	23.3	33.2	21.5	19.8	18.7	21.1	20.3	25.6
Malaysia	548	0.6	1.2	0.2	14.5	1.4	1.8	17.2	19.7	18.3	17.3	15.6	16.4
Myanmar	518	0.5	0.1	0.0	0.0
Nepal	558	0.4	0.1
Papua New Guinea	853	0.0	0.2	2.5	0.1	0.5
Philippines	566	0.3	0.2	0.2	0.2	0.1	0.1	0.7	2.6	5.3	4.0	2.8	3.0
Sri Lanka	524	0.0	0.0	0.0	0.7	2.2	2.8	2.2	2.6	2.7	2.7
Thailand	578	2.0	1.0	0.1	0.5	0.2	1.2	49.1	61.1	63.5	53.0	44.8	47.9
Vietnam	582	3.8	2.5	3.3	1.1	3.1	33.6	14.4	16.1	21.5	24.5	24.5	44.6
Asia n.s.	598	0.0	0.0	0.0	0.0	0.0	0.1	0.0	0.0
Europe	170	0.8	13.1	1.6	1.0	0.6	16.1	40.8	48.2	35.1	28.5	26.2	52.3
Emerg. & Dev. Europe	903	0.2	1.6	1.3	0.3	0.5	15.6	4.9	8.7	8.2	11.2	11.3	32.6
Bulgaria	918	0.0	0.0	0.0	0.0	0.0	0.6	1.3	0.6	0.5	0.5	1.0

El Salvador (253)

In Millions of U.S. Dollars

		Exports (FOB)						Imports (CIF)					
		2012	2013	2014	2015	2016	2017	2012	2013	2014	2015	2016	2017
Croatia	960	0.0	0.0	0.1	0.1	0.4	0.3	0.1	0.0
Gibraltar	823	0.0	0.5	0.1
Hungary	944	0.0	0.0	0.0	0.0	0.0	0.0	0.7	0.8	1.0	1.3	0.8	1.3
Poland	964	0.0	1.5	0.1	0.0	0.0	0.5	1.3	2.8	2.0	3.4	2.9	6.0
Romania	968	0.0	0.1	0.0	14.5	0.2	0.1	0.1	0.3	0.3	0.3
Turkey	186	0.1	0.1	1.0	0.3	0.4	0.6	2.0	3.7	3.7	5.3	6.6	24.0
CIS	901	0.7	11.4	0.3	0.6	0.2	0.5	35.9	39.4	26.8	17.1	14.6	19.6
Armenia	911	0.1	0.1	0.0	0.0	0.0	0.0
Belarus	913	0.0	6.1	0.0	0.1	0.0
Russian Federation	922	0.6	11.3	0.3	0.6	0.1	0.4	28.9	26.8	25.4	15.9	14.2	19.0
Ukraine	926	0.0	0.0	0.1	0.1	0.1	7.0	6.5	1.3	1.1	0.5	0.6
Europe n.s.	884	0.0	0.1	0.0	0.0	0.0	0.1	0.1	0.2	0.2	0.1
Mid East, N Africa, Pak	440	2.7	7.7	5.6	4.0	4.2	4.3	18.5	23.2	20.5	30.1	27.4	23.5
Afghanistan, I.R. of	512	0.7	0.0	0.0	0.0	0.0
Algeria	612	0.2	0.3	0.2	0.2	0.2	0.6	0.0	0.0
Egypt	469	0.1	0.0	0.1	0.0	0.0	0.1	0.1	0.1	0.2	0.2	1.5	0.2
Iran, I.R. of	429	0.0	0.0	0.1	0.2	0.2	0.1	0.1
Jordan	439	0.4	2.2	3.4	2.7	2.9	2.4	0.2	0.1	0.1	0.0	0.2	0.0
Lebanon	446	0.1	0.7	1.0	0.4	0.2	0.0	0.0	0.0	0.0
Libya	672	1.2	0.1
Morocco	686	0.4	0.2	0.3	0.1	0.2	0.1	3.0	1.7	1.1	1.0	2.0	0.5
Oman	449	0.0	0.0	0.1	0.0	0.2	0.1	0.9	1.3	1.7	1.9
Pakistan	564	0.0	0.2	0.4	0.0	0.1	0.1	3.2	1.7	2.3	3.7	4.2	3.0
Qatar	453	0.0	0.0	0.1	0.0	1.6	6.9	0.4	0.8	0.5	0.0
Saudi Arabia	456	0.1	0.1	0.0	0.1	0.2	0.8	1.3	3.5	6.4	10.4	6.4	8.3
Somalia	726	0.1	0.0	0.0
Sudan	732	0.3	0.4	0.3	0.2	0.1	0.0
Syrian Arab Republic	463	0.1	0.0	0.0	0.0	0.0
Tunisia	744	0.0	3.5	0.0	0.1	0.0	0.0	0.0	0.0	0.0	0.0	0.0
United Arab Emirates	466	0.0	0.1	0.2	0.3	0.2	0.1	7.8	8.6	8.6	12.4	10.8	9.4
Sub-Saharan Africa	603	3.0	2.6	3.5	6.3	2.8	6.7	25.6	5.3	8.6	6.1	2.3	5.8
Angola	614	0.0	0.0	0.0	0.0	0.0	0.0	0.0	0.1	0.0
Cabo Verde	624	0.0	0.0	3.5	1.4	2.6	0.2	0.0	0.0
Cameroon	622	0.0	0.1	0.0	0.0	0.0	0.0	0.0	0.4	0.0
Côte d'Ivoire	662	0.1	0.0	0.0	3.2	0.1	0.0	0.0
Eswatini, Kingdom of	734	0.0	1.0
Estonia	939	0.0	0.0	0.0	0.2	0.8	0.1	0.4	1.6
Ethiopia	644	0.0	3.4	0.0	3.0	3.9	0.1	1.4
Gambia, The	648	0.0	0.1	0.3	0.2	0.1	0.1	0.0	0.0
Ghana	652	0.1	0.0	0.0	0.0	0.0	0.0	0.0	0.0
Kenya	664	0.0	0.0	0.0	0.1	0.1	0.1	0.1	0.0	0.0	0.0
Mali	678	3.8	0.3	0.0	0.1	0.0
Mauritius	684	0.0	0.0	0.4	0.1	0.1	0.1
Nigeria	694	0.0	0.0	12.4	0.0	0.2	0.3	0.4	0.4
Senegal	722	0.0	0.0	0.1	0.1	0.0	0.0	0.5	0.0	1.5
Seychelles	718	0.0	0.0	0.0	0.0	0.0	1.0	0.0	0.0	0.0	0.0
South Africa	199	2.8	2.3	2.8	2.1	2.3	6.2	2.5	2.5	2.4	1.1	0.9	1.5
Zambia	754	0.0	0.0	0.1	0.0
Zimbabwe	698	0.0	0.0	0.2	0.0	0.0	0.0	0.0	0.3	0.0
Western Hemisphere	205	2,438.4	2,465.5	2,425.1	2,509.2	2,436.9	2,615.3	4,164.7	4,036.4	3,758.0	3,686.3	3,711.5	4,016.9
Argentina	213	0.1	0.1	0.3	0.3	0.4	0.6	37.9	50.9	26.0	25.2	24.9	46.0
Aruba	314	0.1	0.2	0.2	0.3	0.7	0.2	1.1	0.5	31.5	1.0	2.7	6.0
Bahamas, The	313	0.3	0.4	0.5	0.5	0.3	0.1	0.0	0.4	0.1	0.2	0.0	0.0
Barbados	316	0.1	0.1	0.4	0.2	0.5	0.2	0.1	0.1	0.1	0.1	0.0	0.1
Belize	339	9.9	11.3	11.4	13.0	9.2	12.1	0.8	0.5	0.4	0.9	1.0	3.0
Bermuda	319	0.0	0.0	0.0	0.0	0.0	0.0	0.0	0.0	0.0	0.1
Bolivia	218	1.0	0.3	1.8	0.7	0.7	0.6	0.3	0.3	0.4	0.2	2.4	1.8
Brazil	223	5.9	9.3	8.2	4.4	4.9	4.3	218.4	157.3	149.0	170.4	156.5	143.7
Chile	228	46.3	31.2	13.0	6.4	7.1	7.9	50.3	49.8	61.6	51.1	70.7	94.2
Colombia	233	6.3	13.8	12.8	12.5	13.2	13.4	328.9	170.3	109.4	113.0	125.7	141.8

El Salvador (253)

In Millions of U.S. Dollars

		Exports (FOB)						Imports (CIF)					
		2012	2013	2014	2015	2016	2017	2012	2013	2014	2015	2016	2017
Costa Rica	238	230.5	229.2	242.4	248.1	247.8	261.1	296.2	282.9	262.5	258.2	243.8	266.8
Curacao	354	0.0	1.4
Dominica	321	0.5	0.0	0.0	0.1	0.0	0.1	0.0	0.1	0.0
Dominican Republic	243	80.0	74.8	84.2	86.1	81.8	83.5	70.1	46.9	6.5	8.2	8.4	10.3
Ecuador	248	3.6	4.6	5.1	5.4	5.5	7.7	187.5	76.4	45.7	14.9	46.4	50.4
Grenada	328	0.0	0.0	0.1	0.0	0.0	0.0
Guatemala	258	714.7	721.8	708.1	743.0	718.6	765.9	997.6	935.4	1,002.8	996.9	983.6	1,100.2
Guyana	336	2.7	2.7	3.1	2.4	2.9	1.6	0.0	0.0	0.0	0.0	0.0	0.0
Haiti	263	8.1	6.1	7.8	9.3	6.5	7.5	0.1	0.1	0.3	0.1	0.0	0.0
Honduras	268	761.0	793.3	747.7	760.6	754.2	788.0	463.7	560.5	560.7	589.3	611.8	702.0
Jamaica	343	18.6	19.1	14.5	15.3	20.0	17.2	0.2	0.1	0.0	0.1	0.1	0.1
Mexico	273	83.4	81.8	64.8	67.5	68.1	112.5	694.6	745.9	734.2	765.5	735.0	782.6
Netherlands Antilles	353	0.7	0.7	0.5	0.7	0.5	0.4	100.8	198.6	111.1	88.2	55.5	0.0
Nicaragua	278	320.2	323.8	336.0	363.0	347.0	377.2	209.8	202.8	212.3	243.3	256.3	276.7
Panama	283	124.6	121.7	142.2	131.9	125.0	121.6	179.4	159.2	150.9	119.6	188.9	276.1
Paraguay	288	0.6	0.3	0.3	0.5	0.3	0.2	0.4	0.4	0.9	1.4	0.6	0.5
Peru	293	3.1	1.8	2.4	4.4	5.1	9.3	72.5	28.2	92.7	70.9	48.8	47.5
St. Kitts and Nevis	361	0.0	0.0	0.0	0.0	0.0	0.0	0.7
St. Lucia	362	0.0	0.0	0.1	0.1	0.0	0.0
St. Vincent & Grens.	364	0.0	0.0	0.1	0.0
Suriname	366	0.3	0.3	0.1	0.2	0.2	0.4
Trinidad and Tobago	369	3.2	3.9	4.1	3.3	4.2	3.5	28.0	56.4	41.4	15.8	13.8	2.1
Uruguay	298	0.2	0.1	0.3	0.3	0.2	0.2	14.3	25.4	26.0	28.6	30.3	25.9
Venezuela, Rep. Bol.	299	11.9	12.8	12.7	28.8	11.6	17.8	211.6	286.8	131.2	122.9	103.4	37.6
Western Hem. n.s.	399	0.2	0.1	0.1	0.1	0.1	0.1	0.1	0.2	0.3	0.2	0.0	0.0
Other Countries n.i.e	910	2.7	6.7	7.0	7.6	10.9	13.5	1.0	1.0	1.3	1.5	0.4	0.9
Cuba	928	2.7	6.7	6.9	7.6	10.9	13.5	0.3	0.3	0.5	0.4	0.4	0.4
Korea, Dem. People's Rep.	954	0.0	0.0	0.0	0.0	0.0	0.7	0.7	0.8	1.1	0.0	0.5
Countries & Areas n.s.	898	0.0	0.0	0.0	21.1	12.9	10.4	28.1	3.6	6.9
Memorandum Items													
Africa	605	3.7	6.6	4.0	6.7	3.3	7.4	28.9	7.5	10.0	7.4	4.3	6.4
Middle East	405	1.9	3.4	4.8	3.6	3.6	3.5	11.3	19.3	16.7	25.2	21.1	19.9
European Union	998	242.7	230.5	185.0	157.9	163.9	173.0	568.3	688.1	617.7	669.5	456.6	666.8
Export earnings: fuel	080	28.2	47.4	37.2	52.0	36.1	45.0	808.5	636.0	370.2	308.0	325.8	272.8
Export earnings: nonfuel	092	5,310.8	5,443.2	5,235.1	5,432.8	5,290.6	5,617.8	9,460.4	10,124.4	10,140.0	10,101.0	9,366.3	10,260.0

Equatorial Guinea (642)

In Millions of U.S. Dollars

		Exports (FOB)						Imports (CIF)					
		2012	2013	2014	2015	2016	2017	2012	2013	2014	2015	2016	2017
IFS World	
World	001	14,768.3	13,800.6	12,474.7	6,919.9	4,732.5	5,099.2	2,455.5	3,332.4	2,665.0	1,795.9	1,257.5	973.5
Advanced Economies	110	12,127.1	9,252.3	6,981.3	4,078.8	2,459.4	2,480.6	1,406.9	2,365.9	1,764.4	1,183.2	881.8	545.4
Euro Area	163	5,911.4	3,288.0	2,711.3	1,965.5	1,202.5	1,205.7	930.0	1,065.7	974.3	894.9	479.2	365.9
Austria	122	e 0.2	e 0.0	e 0.0	e 0.1	e 1.4	e 2.6	e 1.9	e 0.2	e 0.2	e 0.3
Belgium	124	e 29.2	e 0.6	e 0.1	e 1.1	e 0.2	e 0.6	e 53.7	e 70.5	e 76.6	e 45.9	e 33.5	e 31.6
Finland	172	e 0.0	e 0.0	e 2.6	e 0.1	e 0.0	e 6.0	e 0.1	e 0.9
France	132	e 2,353.7	e 1,437.7	e 947.9	e 374.7	e 47.2	e 150.5	e 177.6	e 165.4	e 146.7	e 90.2	e 50.4	e 35.1
Germany	134	e 67.7	e 43.5	e 44.5	e 58.2	e 77.6	e 70.5	e 47.2	e 35.4	e 27.1	e 31.7	e 19.5	e 17.9
Greece	174	e 33.3	e 0.2	e 0.2	e 0.1	e 0.2	e 0.1	e 0.1	e 0.1	e 0.1	e 0.4	e 0.1	e 0.2
Ireland	178	e 0.0	e 0.0	e 0.0	e 0.0	e 0.0	e 0.1	e 0.7	e 1.1	e 1.2	e 0.7	e 0.5	e 0.3
Italy	136	e 747.7	e 18.5	e 1.2	e 256.3	e 226.0	e 133.7	e 131.9	e 147.1	e 99.1	e 47.6	e 26.3	e 33.7
Latvia	941	e 0.0	e 0.3	e 0.3	e 0.5	e 0.6	e 0.6	e 0.7
Lithuania	946	e 0.0	e 0.4	e 1.2	e 0.4	e 0.2	e 0.1	e 0.0
Luxembourg	137	e 0.0	e 0.1	e 0.1	e 0.0	e 0.0	e 0.0
Malta	181	e 23.6	e 0.0	e 0.0
Netherlands	138	e 1,050.3	e 542.4	e 784.1	e 449.7	e 218.2	e 168.5	e 54.2	e 72.0	e 87.8	e 317.9	e 47.0	e 43.0
Portugal	182	e 574.9	e 238.9	e 269.7	e 232.3	e 91.1	e 422.9	e 57.1	e 92.6	e 76.8	e 42.1	e 23.8	e 15.4
Slovak Republic	936	e 0.0	e 4.0	e 0.7	e 2.5	e 0.0	e 0.0
Slovenia	961	e 0.1	e 1.8	e 6.0	e 1.3	e 0.3	e 0.1
Spain	184	e 1,054.5	e 1,006.0	e 663.6	e 593.0	e 542.0	e 235.1	e 402.6	e 471.4	e 449.4	e 307.5	e 276.5	e 186.4
Australia	193	e 0.0	e 31.3	e 32.1	e 35.7	e 65.3	e 19.7	e 0.7	e 0.1	e 1.0	e 4.6	e 29.5	e 0.3
Canada	156	e 440.4	e 0.0	e 0.0	e 0.0	e 41.7	e 32.1	e 11.6	e 5.4	e 4.3	e 3.3	e 4.9	e 3.4
China,P.R.: Hong Kong	532	e 0.0	e 0.0	e 0.0	e 0.0	e 0.1	e 6.8	e 2.0	e 3.3	e 1.1	e 1.1	e 0.3
Czech Republic	935	e 0.0	e 0.0	e 2.3	e 5.9	e 0.6	e 0.5	e 2.5	e 0.4	e 0.9	e 1.6	e 0.2	e 0.1
Denmark	128	e 0.0	e 0.0	e 36.5	e 0.0	e 0.0	e 0.0	e 7.8	e 9.4	e 6.2	e 4.7	e 3.4	e 3.6
Israel	436	e 0.0	e 16.7	e 18.0	e 14.1	e 17.7	e 8.5	e 5.8
Japan	158	e 2,746.9	e 1,919.4	e 806.0	e 197.3	e 113.9	e 152.4	e 5.9	e 9.8	e 9.7	e 9.7	e 1.4	e 0.7
Korea, Republic of	542	e 319.2	e 103.7	e 157.0	e 996.4	e 582.4	e 497.6	e 43.6	e 12.6	e 2.0	e 5.3	e 11.0	e 3.9
New Zealand	196	e 2.2	e 3.6	e 1.9	e 0.4	e 0.4	e 0.2
Norway	142	e 180.4	e 541.3	e 21.0	e 49.7	e 0.1	e 0.0	e 9.2	e 2.0	e 3.7	e 7.4	e 7.8	e 3.9
Singapore	576	e 2.0	e 441.8	e 1,067.8	e 295.1	e 77.6	e 169.1	e 25.7	e 352.8	e 26.3	e 7.2	e 2.9	e 3.0
Sweden	144	e 18.9	e 15.5	e 0.0	e 0.0	e 0.0	e 0.0	e 3.2	e 1.4	e 2.0	e 0.6	e 4.3	e 0.6
Switzerland	146	e 0.4	e 0.0	e 0.0	e 0.0	e 0.0	e 1.9	e 1.4	e 3.2	e 5.1	e 1.8	e 0.4
Taiwan Prov. of China	528	e 429.5	e 310.3	e 68.7	e 0.1	e 17.1	e 1.4	e 0.4	e 0.4	e 0.4	e 0.2	e 0.2	e 0.3
United Kingdom	112	e 474.4	e 1,753.8	e 1,838.2	e 379.3	e 175.8	e 66.1	e 91.7	e 79.5	e 101.8	e 51.1	e 30.0	e 34.3
United States	111	e 1,603.6	e 847.2	e 240.5	e 153.9	e 182.3	e 335.8	e 247.2	e 801.5	e 609.3	e 168.0	e 295.1	e 118.6
Emerg. & Dev. Economies	200	2,641.2	4,548.2	5,493.4	2,841.1	2,273.1	2,618.6	1,048.6	966.6	900.7	612.7	375.7	428.1
Emerg. & Dev. Asia	505	2,145.2	2,806.2	3,725.7	1,587.3	1,537.9	1,956.3	416.9	418.2	385.4	316.2	186.5	215.3
Bangladesh	513	e 0.2	e 0.2	e 0.3	e 0.8	e 1.5
China,P.R.: Mainland	924	e 1,718.0	e 2,329.9	e 3,050.2	e 1,099.4	e 596.5	e 1,360.0	e 382.3	e 378.9	e 352.9	e 279.5	e 162.1	e 176.3
F.T. New Caledonia	839	e 0.1	e 0.0	e 0.0	e 0.0	e 0.0	e 0.0
India	534	e 427.1	e 476.0	e 675.3	e 395.4	e 858.3	e 573.2	e 20.6	e 22.6	e 15.3	e 14.8	e 17.1	e 11.7
Indonesia	536	e 0.0	e 0.0	e 64.6	e 82.3	e 0.0	e 5.1	e 4.9	e 4.5	e 4.7	e 2.9	e 4.9
Malaysia	548	e 0.0	e 0.1	e 0.0	e 27.6	e 0.0	e 9.9	e 8.9	e 11.9	e 12.7	e 17.2	e 4.3	e 22.4
Philippines	566	e 0.0	e 0.0	e 0.0	e 0.0	e 0.0	e 11.8	e 0.0	e 0.0	e 0.0	e 0.0
Europe	170	1.1	0.4	18.5	0.6	3.4	0.8	101.5	112.9	93.9	69.1	34.1	31.8
Emerg. & Dev. Europe	903	0.9	0.3	18.4	0.5	1.4	0.7	90.6	91.1	79.0	56.3	33.0	30.3
Albania	914	e 0.1	e 0.4	e 0.2	e 0.0
Bosnia and Herzegovina	963	e 0.9
Bulgaria	918	e 0.0	e 17.8	e 0.1	e 0.4	e 0.4	e 2.9	e 1.7	e 0.5	e 0.2	e 0.2	e 0.2
Croatia	960	e 0.0	e 0.4	e 0.4	e 0.0	e 0.1	e 0.0
Faroe Islands	816	e 0.2	e 0.2	e 0.2	e 0.3	e 0.3	e 0.3
Hungary	944	e 0.0	e 0.1	e 0.1	e 0.3	e 0.2	e 0.2	e 0.1
Macedonia, FYR	962	e 0.0	e 0.0	e 0.0	e 0.0	e 0.0	e 0.0	e 0.0	e 0.1
Montenegro	943	e 0.0	e 0.0	e 0.1	e 0.1
Poland	964	e 0.0	e 0.0	e 1.7	e 1.9	e 3.7	e 2.9	e 1.5	e 4.5
Romania	968	e 0.1	e 0.0	e 0.0	e 0.0	e 0.2	e 0.8	e 1.8	e 0.2	e 0.2	e 0.1
Serbia, Republic of	942	e 4.9	e 8.5	e 4.2	e 3.5	e 5.7	e 2.4
Turkey	186	e 0.5	e 0.0	e 0.3	e 0.1	e 0.6	e 0.0	e 80.3	e 77.4	e 68.2	e 48.5	e 25.0	e 22.9

Equatorial Guinea (642)

In Millions of U.S. Dollars

		Exports (FOB)						Imports (CIF)					
		2012	2013	2014	2015	2016	2017	2012	2013	2014	2015	2016	2017
CIS	901	0.2	0.1	0.1	0.1	2.0	0.1	10.9	21.8	15.0	12.7	1.2	1.5
Belarus	913	e 2.0	e 0.9	e 4.6	e 1.1	e 0.1	e 0.0
Kazakhstan	916	e 0.0	e 0.0	e 0.2	e 0.0	e 0.0
Russian Federation	922	e 0.0	e 0.0	e 0.0	e 2.4	e 2.7	e 2.4	e 2.0	e 1.2	e 0.5
Tajikistan	923	e 0.1	e 0.1	e 0.1	e 0.1	e 0.1	e 0.1
Ukraine	926	e 0.1	e 0.0	e 0.0	e 7.4	e 14.5	e 11.5	e 10.6	e 1.0
Mid East, N Africa, Pak	440	3.8	1.9	0.8	32.2	4.7	21.4	66.4	77.5	70.8	37.7	27.7	22.7
Algeria	612	e 0.0	e 0.0	e 0.0	e 0.0	e 0.0	e 0.0	e 1.8	e 0.1	e 0.1	e 0.1
Egypt	469	e 28.1
Lebanon	446	e 0.1	e 0.1	e 0.2	e 0.6	e 1.4	e 0.6	e 6.8	e 7.7	e 9.5	e 10.0	e 4.4	e 1.6
Mauritania	682	e 0.0	e 0.1	e 0.0	e 0.3	e 0.3	e 1.0
Morocco	686	e 0.6	e 0.1	e 0.1	e 0.3	e 6.6	e 53.2	e 57.6	e 51.7	e 24.6	e 18.5	e 14.4
Oman	449	e 0.1	e 0.3	e 0.4	e 0.0
Pakistan	564	e 0.0	e 0.0	e 0.0	e 0.0	e 0.1	e 0.3	e 1.8	e 0.6	e 0.0	e 0.0	e 0.2
Saudi Arabia	456	e 0.3	e 0.0	e 1.2
Tunisia	744	e 0.9	e 0.3	e 0.1	e 0.4	e 0.2	e 2.0	e 5.9	e 8.3	e 8.5	e 2.7	e 4.5	e 4.3
United Arab Emirates	466	e 1.9	e 1.3	e 0.4	e 3.0	e 2.9	e 12.1
Sub-Saharan Africa	603	300.2	767.6	595.2	590.2	432.7	389.9	328.2	252.8	261.0	133.9	98.1	141.1
Angola	614	e 1.6	e 0.0	e 9.0	e 0.0	e 0.0	e 0.0
Benin	638	e 2.0	e 6.5	e 6.9	e 1.2	e 10.9	e 11.1	e 0.1	e 0.4	e 0.2	e 0.2	e 0.1	e 0.1
Burkina Faso	748	e 13.7	e 37.5	e 0.1	e 4.4	e 10.1	e 13.1	e 0.0	e 0.1	e 0.0
Burundi	618	e 0.0	e 0.1	e 0.0
Cabo Verde	624	e 0.6	e 1.1	e 0.5	e 0.7	e 0.2	e 0.1	e 0.1	e 0.1
Cameroon	622	e 97.3	e 122.6	e 118.8	e 70.0	e 49.4	e 44.5	e 105.0	e 75.5	e 63.9	e 29.4	e 15.9	e 52.0
Congo, Republic of	634	e 49.9	e 211.7	e 6.9	e 356.0	e 253.2	e 173.8	e 37.6	e 0.8	e 4.0	e 6.6	e 4.9	e 6.5
Côte d'Ivoire	662	e 22.2	e 83.3	e 55.2	e 34.2	e 42.3	e 44.2	e 117.4	e 103.6	e 112.3	e 57.4	e 46.6	e 57.6
Gabon	646	e 11.0	e 12.1	e 11.6	e 9.1	e 7.0	e 6.8	e 23.6	e 25.0	e 23.3	e 16.8	e 13.6	e 18.0
Ghana	652	e 7.5	e 1.1	e 0.6	e 0.5	e 0.5	e 0.9	e 12.5	e 1.1	e 0.8	e 1.1	e 0.9	e 0.5
Guinea	656	e 0.1	e 0.1	e 0.0	e 0.0	e 0.0	e 0.0	e 5.6	e 6.6	e 0.4	e 0.1	e 0.1	e 0.1
Mali	678	e 0.0	e 0.0	e 0.0	e 0.0	e 0.0	e 0.1	e 0.5	e 0.4	e 0.5	e 0.6	e 0.5
Mozambique	688	e 0.0	e 0.0	e 0.1	e 10.5	e 0.1	e 0.0
Namibia	728	e 0.1	e 0.0	e 0.0	e 1.3	e 2.3	e 0.0	e 0.0	e 0.0
Niger	692	e 0.1	e 0.0
Nigeria	694	e 0.1	e 0.1	e 0.1	e 0.1	e 0.1	e 0.1
Rwanda	714	e 0.5
São Tomé & Príncipe	716	e 0.0	e 0.1	e 0.0	e 0.0	e 0.0	e 0.0	e 0.0	e 0.0
Senegal	722	e 21.5	e 2.7	e 2.3	e 2.0	e 5.0	e 7.0	e 14.6	e 20.7	e 13.4	e 12.5	e 5.1	e 1.6
South Africa	199	e 72.6	e 289.8	e 382.5	e 112.4	e 52.5	e 87.1	e 8.1	e 15.6	e 28.0	e 8.3	e 9.7	e 3.4
Tanzania	738	e 0.1	e 0.0	e 0.0	e 0.0	e 0.0	e 0.0	e 0.0
Togo	742	e 1.2	e 0.0	e 3.0	e 1.8	e 1.2	e 0.8	e 0.8	e 0.9
Western Hemisphere	205	190.9	972.1	1,153.2	630.7	294.4	250.1	135.7	105.1	89.5	55.8	29.3	17.2
Argentina	213	e 0.3	e 0.0	e 67.3	e 106.5	e 139.2	e 31.2	e 24.7	e 25.6	e 24.7	e 2.8	e 2.4
Brazil	223	e 188.9	e 972.1	e 1,103.7	e 524.4	e 146.0	e 72.1	e 96.0	e 66.5	e 59.7	e 26.7	e 20.8	e 12.4
Chile	228	e 49.4	e 38.9	e 13.1	e 16.0	e 0.9	e 7.3	e 1.1	e 1.0	e 3.0	e 0.4
Colombia	233	e 0.0	e 0.0	e 0.2	e 0.1	e 0.1	e 0.2	e 0.0
Costa Rica	238	e 1.0	e 0.0	e 0.0
Dominican Republic	243	e 0.1	e 0.0	e 0.0	e 0.0	e 0.0	e 0.0
Ecuador	248	e 0.1	e 0.0	e 0.1	e 0.0	e 0.1	e 0.1	e 0.0
Guatemala	258	e 0.1	e 0.3
Honduras	268	e 0.0	e 0.0	e 0.3
Mexico	273	e 0.6	e 0.0	e 0.0	e 0.0	e 22.3	e 22.3	e 5.2	e 4.2	e 1.2	e 0.5	e 0.2	e 0.2
Paraguay	288	e 0.0	e 2.1	e 2.0	e 1.1	e 0.9
Peru	293	e 0.0	e 0.1	e 0.3	e 0.6	e 0.7	e 1.3	e 0.3
Uruguay	298	e 6.4	e 1.1	e 0.8	e 1.0
Memorandum Items													
Africa	605	301.7	768.1	595.4	590.7	433.2	398.6	387.3	320.5	321.3	161.6	121.4	161.0
Middle East	405	2.3	1.4	0.6	31.7	4.3	12.7	7.0	8.0	9.9	10.0	4.4	2.8
European Union	998	6,404.7	5,057.3	4,606.0	2,350.8	1,379.5	1,272.8	1,040.4	1,161.2	1,091.5	956.5	519.1	409.4
Export earnings: fuel	080	65.0	225.3	28.1	368.4	263.2	192.9	64.3	30.6	30.5	25.6	19.9	26.3
Export earnings: nonfuel	092	14,703.2	13,575.3	12,446.6	6,551.5	4,469.3	4,906.4	2,391.2	3,301.8	2,634.6	1,770.3	1,237.6	947.2

Eritrea (643)

In Millions of U.S. Dollars

		Exports (FOB)						Imports (CIF)					
		2012	2013	2014	2015	2016	2017	2012	2013	2014	2015	2016	2017
IFS World	
World	001	233.9	115.1	613.5	442.0	294.4	266.7	660.8	724.7	490.9	616.2	446.5	427.0
Advanced Economies	110	190.2	33.4	23.7	21.3	19.8	78.0	208.3	171.0	116.2	121.3	99.1	120.5
Euro Area	163	2.8	2.5	2.5	5.7	2.7	1.7	155.3	112.6	68.0	72.6	65.2	85.0
Austria	122	0.2	0.2	0.1	1.2	0.1	3.9
Belgium	124	31.9	9.9	9.8	15.5	17.8	10.5
Cyprus	423	0.2	0.1	0.2	0.7	0.2	0.2
Finland	172	e 0.0	e 0.0	3.0	0.3	0.7	3.3	0.6	2.2
France	132	0.5	0.2	0.1	1.2	1.2	0.0	3.0	2.6	3.1	2.1	2.5	2.3
Germany	134	0.0	0.0	0.0	2.6	0.0	0.0	31.0	35.7	22.9	14.0	8.4	9.6
Greece	174	0.1	0.2	0.1	1.3
Ireland	178	0.0	0.1	0.0	0.0	0.0
Italy	136	2.2	2.0	2.3	1.7	1.5	1.4	81.3	55.5	26.1	29.4	27.6	49.6
Latvia	941	e 0.0	e 0.0	e 0.2
Lithuania	946	0.1	0.1	0.1	0.1	0.1	0.1
Luxembourg	137	e 0.1
Malta	181	0.1	0.4	0.2
Netherlands	138	0.0	0.3	0.0	0.0	0.0	0.0	4.2	7.0	4.3	5.6	7.1	3.8
Portugal	182	e 0.1	e 0.0	0.0	0.0	0.1	0.1	0.2
Slovak Republic	936	e 0.0	0.0	0.0	0.1
Spain	184	0.0	0.0	0.0	0.2	0.2	0.5	0.3	0.6	0.8	1.2
Australia	193	0.0	0.0	0.0	0.0	0.0	1.6	1.1	1.5	5.4	1.2	1.7
Canada	156	0.0	0.0	0.0	0.0	2.6	1.3	1.0	0.4	0.3	0.2
China,P.R.: Hong Kong	532	0.2	0.2	0.2	0.2	0.2	0.2	0.1	0.1	0.1	0.1	0.1	0.1
Denmark	128	2.1	2.0	2.5	2.9	2.8	1.0
Israel	436	0.1	0.1	0.1	0.1	0.1	0.1
Japan	158	e 0.0	e 0.0	e 0.0	e 0.0	9.9	9.4	9.3	9.5	9.8	11.5
Korea, Republic of	542	0.0	18.4	19.7	13.8	15.2	74.9	0.5	1.0	1.8	0.8	0.1	0.1
Norway	142	0.0	0.0	0.0	0.1	0.0	0.0	1.5	1.4	0.0	0.0	0.1	0.0
Singapore	576	1.3	0.8	0.9	0.8	1.1	0.8	5.3	4.3	4.3	10.8	4.2	4.2
Sweden	144	0.0	0.0	0.1	0.1	0.0	0.0	9.0	3.5	9.7	5.7	2.5	3.9
Switzerland	146	184.7	9.6	0.1	0.2	0.0	0.0	8.8	6.6	6.4	6.6	6.5	6.3
Taiwan Prov.of China	528	e 0.5	e 1.3	e 0.0	e 0.2	e 0.1	e 0.5	e 1.4	e 0.1	e 0.0	e 0.2
United Kingdom	112	0.4	0.3	0.1	0.0	0.2	0.0	5.7	13.9	6.6	3.1	3.1	1.7
United States	111	0.1	0.1	0.0	0.0	0.2	0.1	5.4	12.5	4.9	3.2	2.8	4.7
Emerg. & Dev. Economies	200	43.6	81.8	589.9	420.7	274.5	188.7	452.4	553.6	374.6	494.9	347.4	306.4
Emerg. & Dev. Asia	505	23.0	60.1	549.7	367.1	237.6	177.7	86.8	170.6	115.9	157.0	84.5	57.1
Bangladesh	513	0.2	0.2	0.2	0.2	0.2	0.2
China,P.R.: Mainland	924	1.3	51.5	336.6	187.3	167.8	164.4	61.1	145.5	94.8	143.0	76.9	50.8
India	534	11.7	3.4	200.2	169.9	63.6	2.6	11.7	6.2	5.6	2.8	1.9	2.8
Indonesia	536	0.8	0.0	0.0	0.0	0.0	0.0	4.6	6.6	10.4	2.1	0.3	0.1
Malaysia	548	6.7	9.5	2.4	6.4	2.7	0.7
Myanmar	518	e 0.1	e 0.0	e 0.1	e 0.1
Philippines	566	e 0.1	e 6.3	0.0	0.0	0.0
Sri Lanka	524	0.1	0.1	0.1	0.1	0.1	0.1	0.1
Thailand	578	2.5	2.5	2.5	2.5	2.5	2.5
Vietnam	582	9.0	5.0	12.6	9.7	6.0	4.3
Europe	170	0.4	0.5	6.8	33.2	24.1	0.3	18.3	12.4	20.5	32.5	36.2	34.8
Emerg. & Dev. Europe	903	0.1	0.2	6.1	33.0	23.9	0.1	8.0	2.1	9.9	22.2	25.9	21.8
Bulgaria	918	e 0.0	e 6.0	e 32.9	e 9.3	0.0	0.0	0.0	0.0	0.0	0.0
Croatia	960	e 0.0	e 0.0	e 0.0	e 0.0	0.0	0.0	0.0	0.1	1.0	0.0
Poland	964	e 0.0	0.0	0.0	0.1	0.0	0.0
Serbia, Republic of	942	e 0.0	e 0.0	e 0.0	e 12.1	e 0.0	e 0.1
Turkey	186	0.1	0.2	0.1	0.1	2.4	0.1	7.9	2.1	9.8	22.0	24.9	21.7
CIS	901	0.3	0.3	0.6	0.2	0.2	0.2	10.3	10.3	10.6	10.3	10.3	13.0
Belarus	913	e 0.0	e 0.2	e 0.0	e 0.0	e 0.0
Kazakhstan	916	e 0.1
Russian Federation	922	0.3	0.2	0.3	0.2	0.2	0.2	5.1	5.1	5.3	5.1	5.1	7.9
Ukraine	926	e 0.0	5.2	5.2	5.3	5.2	5.2	5.2

Eritrea (643)

In Millions of U.S. Dollars

		Exports (FOB)						Imports (CIF)					
		2012	2013	2014	2015	2016	2017	2012	2013	2014	2015	2016	2017
Mid East, N Africa, Pak	440	18.2	10.3	25.3	19.3	12.0	9.6	295.2	322.9	205.7	257.1	178.2	172.3
Algeria	612	e 0.0	e 0.0	e 0.0	e 0.0	e 0.0	e 1.2
Djibouti	611	3.6	2.0	5.0	3.8	2.4	1.7	16.1	18.8	12.6	16.2	11.9	10.8
Egypt	469	10.6	12.4	10.4	9.8	13.2	12.0
Iran, I.R. of	429	0.5	0.6	0.4	0.5	0.4	0.3
Jordan	439	0.0	0.0	0.5	1.2	0.4	0.5	0.6
Kuwait	443	e 0.0	e 0.0	e 0.0	e 0.0	e 0.0	e 0.0	0.1	0.1	0.1	0.1	0.1	0.1
Lebanon	446	0.0	0.0	0.0	0.0	0.2	0.2	0.2	0.2	0.0	0.0
Libya	672	0.1	0.1	0.1	0.1	0.1	0.1
Morocco	686	e 0.0	e 0.0	0.3	0.2	0.1	0.1	0.1	0.1
Oman	449	0.5	0.5	0.5	0.5	0.5	0.5
Pakistan	564	0.6	0.4	0.8	0.6	0.4	0.3	0.0
Qatar	453	e 0.0	e 0.0	0.2	0.3	0.2	0.2	0.2	0.1
Saudi Arabia	456	0.0	0.0	0.0	0.0	0.0	0.3	91.7	107.1	71.9	92.4	68.0	50.4
Sudan	732	e 0.1	e 0.2	e 0.0	e 0.0	e 0.3	e 61.3	e 49.7	e 20.4	e 22.7	e 20.2
Syrian Arab Republic	463	e 0.0	e 0.0	e 0.0	e 0.0	e 0.0	e 0.0	0.5	0.6	0.4	0.5	0.4	0.3
United Arab Emirates	466	2.0	1.1	2.8	2.2	1.3	1.2	103.0	120.3	80.7	103.8	76.4	69.4
Yemen, Republic of	474	11.9	6.6	16.6	12.7	7.9	5.7	9.4	11.0	7.4	9.5	7.0	6.4
Sub-Saharan Africa	603	0.9	0.5	0.8	0.5	0.5	0.5	51.5	37.8	32.3	46.5	25.7	26.5
Burkina Faso	748	e 0.3	e 0.0	e 0.0	e 0.0	e 0.0	e 0.0	e 0.1	e 0.1	e 0.0	e 0.1
Cameroon	622	e 0.1
Côte d'Ivoire	662	e 0.1	e 0.0	e 0.0	e 0.0	e 0.0	e 0.0	e 0.1	e 0.2	e 0.2	e 0.2
Ethiopia	644	0.2	0.2	0.1	0.2	0.1	0.1
Kenya	664	0.0	0.0	0.0	0.0	0.0	0.0	12.5	14.6	9.8	12.6	2.1	3.1
Mozambique	688	e 0.0	e 0.1	e 0.0
Namibia	728	e 0.0	e 0.0	0.2	0.2	0.2	0.2	0.2	0.1
Nigeria	694	0.1	0.1	0.0	0.1	0.0	0.0
South Africa	199	0.1	0.1	0.1	0.1	0.1	0.2	29.6	12.8	14.6	24.6	16.7	16.9
Tanzania	738	0.3	0.3	0.3	0.3	0.3	0.3
Uganda	746	0.5	0.0	0.7	0.0	0.0	0.0
Zimbabwe	698	0.3	0.2	0.5	0.3	0.2	0.2	0.0	0.0	0.0	0.0	0.0	0.0
Africa n.s.	799	8.1	9.5	6.4	8.2	6.0	5.5
Western Hemisphere	205	1.2	10.4	7.4	0.6	0.3	0.6	0.7	9.9	0.2	1.8	22.8	15.7
Argentina	213	e 0.0	e 0.0	0.1
Brazil	223	e 0.2	e 0.0	e 0.0	e 0.0	e 0.0	e 0.0	9.5	0.1	1.3	22.4	15.4
Colombia	233	e 0.1	e 0.0	e 0.1	e 0.1	e 0.0	e 0.0	0.0
Dominican Republic	243	e 0.0	e 0.0	e 0.1	e 0.1
Mexico	273	0.1	0.0	0.0	0.0	0.0	0.4	0.6	0.2	0.0	0.3	0.1	0.0
Venezuela, Rep. Bol.	299	e 0.9	e 10.3	e 7.3	e 0.4	e 0.2	e 0.2	0.0	0.0	0.0	0.0	0.0	0.0
Western Hem. n.s.	399	0.1	0.2	0.1	0.1	0.1	0.1
Memorandum Items													
Africa	605	4.5	2.7	5.8	4.4	2.8	2.6	129.2	106.4	65.4	85.4	37.7	58.8
Middle East	405	13.9	7.7	19.5	14.9	9.2	7.2	217.5	254.3	172.6	218.1	166.2	140.1
European Union	998	3.2	2.9	8.6	38.6	12.2	1.8	172.1	132.0	86.8	84.6	74.6	91.7
Export earnings: fuel	080	15.2	18.3	27.3	15.6	9.7	7.6	210.8	245.1	166.6	212.3	157.8	136.2
Export earnings: nonfuel	092	218.6	96.8	586.3	426.3	284.7	259.1	450.0	479.6	324.3	403.9	288.7	290.8

Estonia (939)

In Millions of U.S. Dollars

		Exports (FOB)						Imports (CIF)					
		2012	2013	2014	2015	2016	2017	2012	2013	2014	2015	2016	2017
IFS World		16,086.6	16,315.9	16,042.5	12,829.2	13,179.4	14,538.6	18,092.0	18,459.1	18,295.7	14,525.1	14,958.0	16,629.7
World	001	16,087.0	16,315.8	16,042.4	12,829.2	13,179.5	14,540.8	18,092.5	18,459.1	18,295.6	14,525.1	14,958.0	16,631.9
Advanced Economies	110	11,922.4	12,644.7	12,814.7	10,534.5	10,595.0	11,460.8	13,396.9	14,099.4	13,968.7	11,091.7	11,418.1	12,697.1
Euro Area	163	6,834.9	7,620.2	7,396.9	6,014.7	6,111.5	7,128.6	9,628.1	10,543.3	10,558.6	8,410.1	8,664.4	9,675.8
Austria	122	53.9	46.5	48.3	44.0	47.0	50.5	154.2	157.8	152.2	134.4	153.7	170.5
Belgium	124	295.2	366.4	372.1	184.9	231.6	231.9	358.1	338.0	350.3	273.1	296.7	324.6
Cyprus	423	11.7	68.7	21.7	19.8	17.2	47.0	14.6	15.6	9.1	5.9	6.4	16.1
Finland	172	2,335.8	2,632.3	2,456.3	2,012.2	2,117.4	2,344.9	2,616.5	2,697.2	2,736.2	2,100.8	1,951.1	2,321.0
France	132	216.8	263.0	266.3	246.3	219.5	291.9	327.1	378.7	349.2	246.9	310.6	371.9
Germany	134	723.6	748.2	774.6	672.0	770.1	1,059.8	1,838.7	1,928.0	2,100.5	1,586.7	1,653.1	1,775.9
Greece	174	8.3	9.5	9.6	9.0	9.7	12.2	7.6	9.2	11.2	6.7	5.9	12.6
Ireland	178	22.3	34.9	32.8	21.8	19.6	15.8	48.2	53.6	48.4	49.1	54.8	85.1
Italy	136	230.1	194.5	162.1	122.4	123.2	152.9	424.7	476.8	511.3	366.8	394.0	425.4
Latvia	941	1,416.6	1,689.6	1,727.6	1,334.5	1,214.5	1,330.6	1,532.1	1,663.6	1,517.0	1,171.0	1,228.9	1,366.6
Lithuania	946	845.0	950.7	847.2	749.7	789.9	845.3	1,358.8	1,562.6	1,406.4	1,336.2	1,332.3	1,468.3
Luxembourg	137	1.3	1.3	10.2	2.5	0.3	0.7	12.5	15.4	16.7	11.8	11.8	14.2
Malta	181	9.0	7.7	15.9	2.0	15.7	2.7	0.4	0.6	2.6	2.2	1.3	1.7
Netherlands	138	394.5	373.6	431.5	421.3	364.8	531.8	664.5	924.5	1,023.1	792.8	940.7	983.9
Portugal	182	11.1	12.0	14.3	11.4	13.1	18.4	13.2	13.6	15.5	12.9	12.5	14.7
Slovak Republic	936	72.8	68.2	44.9	19.6	28.0	49.4	80.1	82.3	106.1	86.5	94.7	99.8
Slovenia	961	10.2	9.9	10.9	8.3	10.1	11.4	42.4	40.0	33.0	26.3	25.0	30.4
Spain	184	176.6	143.2	150.7	133.1	119.8	131.2	134.5	185.7	169.7	199.9	190.9	193.1
Australia	193	28.8	30.6	33.7	38.0	36.0	48.4	13.4	10.3	4.5	8.3	16.3	18.6
Canada	156	100.3	33.2	103.9	88.3	99.4	113.2	16.5	17.7	22.5	19.5	43.8	33.0
China,P.R.: Hong Kong	532	15.8	25.4	18.0	19.8	23.3	25.8	13.3	14.1	15.0	8.5	7.6	4.5
China,P.R.: Macao	546	0.2	0.0	0.1	0.0	0.1	0.0	0.0	0.0	0.1	0.0
Czech Republic	935	78.6	64.1	65.5	60.7	71.3	83.8	236.5	240.1	248.7	213.3	215.0	237.5
Denmark	128	382.4	376.6	421.8	370.6	417.7	406.4	275.4	288.6	285.8	247.8	280.9	333.2
Iceland	176	27.6	25.5	25.0	23.2	24.0	34.4	2.3	2.8	3.6	1.6	1.2	0.4
Israel	436	16.4	14.1	14.0	14.1	18.5	19.1	10.3	12.9	10.4	6.6	8.2	6.8
Japan	158	85.1	86.1	79.2	71.1	80.5	79.3	58.1	38.2	41.1	32.1	38.1	48.3
Korea, Republic of	542	62.0	91.9	90.6	55.4	51.0	73.6	41.8	54.6	64.9	44.2	50.4	59.1
New Zealand	196	0.6	1.2	0.6	1.5	1.6	4.1	2.6	3.2	3.2	3.2	3.3	4.6
Norway	142	538.9	593.7	623.7	532.6	534.3	578.1	229.3	132.0	135.1	107.4	98.5	95.8
San Marino	135	0.2	0.1	0.2	0.1	0.1	0.1	0.1	0.2	0.2	0.0	0.1	0.1
Singapore	576	43.2	13.9	8.9	9.1	18.8	53.1	3.7	17.2	3.2	2.6	3.9	5.3
Sweden	144	2,566.0	2,734.7	2,881.1	2,414.5	2,365.6	1,954.0	1,834.3	1,548.7	1,590.5	1,234.0	1,244.4	1,416.2
Switzerland	146	47.0	61.3	62.6	49.7	68.3	107.1	121.9	151.0	115.8	103.6	118.3	122.6
Taiwan Prov.of China	528	6.4	5.9	7.8	5.1	4.6	6.5	61.9	74.3	88.1	64.3	61.9	58.9
United Kingdom	112	336.1	390.6	380.7	362.3	319.0	324.3	703.2	775.3	580.0	389.5	371.5	425.2
United States	111	752.3	475.4	600.2	403.7	349.5	421.0	144.1	174.8	197.6	194.9	190.1	151.3
Emerg. & Dev. Economies	200	3,813.6	3,473.2	3,097.4	2,204.2	2,491.0	2,926.4	4,485.1	4,174.8	4,152.6	3,375.9	3,463.4	3,834.5
Emerg. & Dev. Asia	505	228.6	226.8	275.8	273.5	308.4	361.9	882.5	878.9	925.8	794.0	821.6	892.6
Bangladesh	513	0.8	2.3	0.4	0.7	0.5	3.3	0.7	0.9	1.3	1.0	1.3	1.4
Cambodia	522	0.3	0.1	0.2	0.2	0.1	0.5	1.3	1.9	0.7	2.0	1.8	0.9
China,P.R.: Mainland	924	130.5	131.8	184.2	150.3	185.0	246.6	764.4	761.4	803.1	693.6	710.5	775.2
F.T. French Polynesia	887	0.0	0.2	0.0	0.0	0.0
F.T. New Caledonia	839	0.2	0.1	0.0	0.0	0.4
India	534	69.9	50.6	53.7	69.8	78.4	64.7	41.1	36.4	29.5	27.5	37.3	35.2
Indonesia	536	2.9	1.9	2.1	2.2	2.4	5.9	11.4	12.2	13.0	9.9	7.6	8.5
Lao People's Dem.Rep	544	0.0	0.1	0.2	0.0	0.0
Malaysia	548	2.6	7.4	6.8	3.0	3.8	5.2	20.1	16.9	17.0	14.3	13.4	15.3
Maldives	556	0.0	0.0	0.0	0.0	0.1
Marshall Islands	867	0.0	0.4	0.0	0.1	0.0	0.3
Mongolia	948	2.8	0.9	0.8	3.9	2.3	2.6	0.0	0.0	0.0	0.0	0.0
Myanmar	518	0.3	0.0	0.1	0.0	0.1	0.2
Nepal	558	0.0	0.0	0.0	0.0	0.1	0.1	0.1	0.0	0.1	0.1
Papua New Guinea	853	0.0	0.1	0.1	0.0	0.0	0.0	0.0	0.0	0.0	0.0	0.0	0.0
Philippines	566	0.4	0.5	1.1	0.7	4.5	1.0	3.3	3.5	5.2	2.4	3.9	5.0
Sri Lanka	524	3.8	2.7	0.8	1.5	5.8	3.9	3.3	3.2	3.8	2.9	3.1	3.5

Estonia (939)

In Millions of U.S. Dollars

		Exports (FOB)						Imports (CIF)					
		2012	2013	2014	2015	2016	2017	2012	2013	2014	2015	2016	2017
Thailand	578	6.5	5.8	8.9	25.1	16.6	19.7	29.1	33.4	42.6	29.6	30.3	32.5
Vietnam	582	6.2	19.9	14.3	13.0	5.7	5.7	7.7	8.9	9.3	10.6	12.5	14.9
Asia n.s.	598	1.7	2.2	2.2	2.4	3.0	1.8	0.0	0.0	0.0	0.0	0.0
Europe	170	2,857.0	2,794.4	2,426.6	1,544.2	1,630.7	1,972.4	3,475.5	3,207.3	3,132.3	2,482.5	2,553.7	2,844.2
Emerg. & Dev. Europe	903	519.1	597.3	606.4	527.4	594.6	702.5	1,455.4	1,819.0	1,759.6	1,432.0	1,556.1	1,508.8
Albania	914	0.2	0.7	0.5	0.7	0.4	0.4	0.0	0.1	0.1	0.1	3.3	5.9
Bosnia and Herzegovina	963	1.8	2.8	1.5	1.1	1.1	1.1	0.3	0.5	0.4	0.3	0.3	0.2
Bulgaria	918	21.7	34.2	38.0	27.4	28.0	35.2	19.3	19.1	13.3	12.5	9.9	14.3
Croatia	960	9.8	2.5	2.4	1.6	2.1	3.3	6.4	4.6	2.6	1.9	2.6	3.1
Faroe Islands	816	1.4	1.6	0.7	0.7	0.7	3.3	0.2	1.7	2.6	0.3	0.9	0.8
Gibraltar	823	0.0	5.6	0.2	0.1	0.0	0.0	0.0	0.0	0.0	0.0
Hungary	944	28.3	37.1	49.4	50.4	48.2	53.7	209.7	237.7	230.7	234.3	303.7	113.8
Kosovo	967	0.0	0.0	0.2	0.3	0.3	0.1	0.0	0.1	0.0
Macedonia, FYR	962	0.2	0.3	0.3	0.2	1.3	2.7	0.3	0.7	0.2	0.2	0.8	4.2
Montenegro	943	0.2	0.2	0.2	0.1	0.1	0.1	0.0	0.0	0.0	0.0
Poland	964	226.6	275.5	307.9	293.8	285.1	309.4	1,130.2	1,439.8	1,375.5	1,075.9	1,084.2	1,204.2
Romania	968	13.9	14.8	24.9	34.0	88.2	88.5	30.6	52.2	70.0	48.6	55.6	54.0
Serbia, Republic of	942	8.7	6.6	5.9	6.6	6.6	9.8	3.6	2.8	3.7	3.3	4.7	4.6
Turkey	186	206.3	215.3	174.4	110.6	132.6	194.6	54.7	60.0	60.4	54.6	90.1	103.7
CIS	901	2,337.9	2,197.0	1,820.2	1,016.8	1,036.0	1,269.8	2,020.1	1,388.3	1,372.7	1,050.5	997.6	1,335.4
Armenia	911	0.5	0.5	1.0	0.5	0.4	4.9	0.1	0.3	0.0	0.2	0.6	0.6
Azerbaijan, Rep. of	912	11.7	9.9	5.9	5.4	4.5	3.4	0.9	0.8	0.3	0.3	0.7	1.3
Belarus	913	73.4	68.6	55.8	38.7	51.8	64.2	315.0	131.6	95.1	72.3	62.9	101.8
Georgia	915	6.2	5.9	5.5	4.5	6.0	3.5	2.8	2.0	2.5	2.6	2.4	2.5
Kazakhstan	916	109.9	63.4	45.6	29.1	18.4	26.5	82.8	12.5	36.6	11.3	5.3	4.7
Kyrgyz Republic	917	20.8	11.2	4.7	1.1	0.3	1.5	0.0	0.0	0.2	0.0	0.0	0.7
Moldova	921	7.5	6.7	6.7	5.5	5.3	6.3	3.5	2.6	4.0	3.7	3.2	3.1
Russian Federation	922	1,936.4	1,875.4	1,579.0	855.4	855.0	1,057.1	1,361.6	1,115.9	1,159.7	909.5	848.0	1,116.9
Tajikistan	923	0.9	1.2	1.0	1.4	0.1	0.1	0.6	0.0
Turkmenistan	925	11.9	7.1	9.4	2.6	1.4	4.0	0.0	0.0
Ukraine	926	152.2	134.4	87.3	61.5	79.1	85.9	252.7	122.6	74.1	50.3	73.7	103.6
Uzbekistan	927	6.5	12.7	18.3	11.4	13.8	12.5	0.5	0.1	0.3	0.3	0.1	0.3
Mid East, N Africa, Pak	440	245.3	159.5	146.6	191.6	149.0	272.0	23.9	28.0	29.8	31.4	33.9	41.8
Afghanistan, I.R. of	512	42.6	1.9	1.3	1.0	0.2	0.2	0.0	0.0	0.0	0.0	0.1	0.0
Algeria	612	11.8	16.5	8.1	32.1	6.0	23.7	0.0	0.0
Bahrain, Kingdom of	419	1.3	1.2	0.5	0.4	1.1	1.6	0.0	0.0	0.2	0.4	0.4
Djibouti	611	0.1	0.0
Egypt	469	22.0	17.5	16.8	15.3	13.9	35.6	2.8	2.8	3.5	2.8	3.6	4.9
Iran, I.R. of	429	11.0	2.4	3.6	16.0	14.0	6.0	0.1	0.3	0.1	0.1	0.0	0.1
Iraq	433	0.4	21.8	1.4	1.5	0.6	1.1	0.0	0.0	0.0	0.1
Jordan	439	1.9	3.4	4.6	4.7	3.5	7.8	0.0	0.0	0.0	0.1	0.2	0.5
Kuwait	443	1.9	2.6	2.1	11.7	0.6	10.1	0.0	0.0	0.2	0.0	0.0	0.0
Lebanon	446	1.0	1.6	5.3	5.8	2.1	1.8	0.1	0.0	0.0	0.2	0.0	0.0
Libya	672	0.7	0.1	0.2	0.2	1.3	0.0
Mauritania	682	19.9	0.0	0.2	0.0	0.0	0.0	0.0	0.1
Morocco	686	40.3	3.2	22.7	16.3	14.4	15.2	5.0	4.8	1.8	3.1	0.5	0.9
Oman	449	1.2	2.4	2.4	1.2	0.7	2.2	3.4	0.4	0.0	0.0	0.2	0.2
Pakistan	564	14.6	2.7	2.7	4.8	3.5	4.1	9.2	13.0	11.5	11.3	12.7	10.9
Qatar	453	0.2	0.8	0.8	0.9	0.5	1.0	0.0	0.0	0.0	0.1	0.1	0.2
Saudi Arabia	456	29.4	66.2	50.1	39.4	42.9	108.9	0.3	4.5	9.9	10.6	12.2	20.6
Sudan	732	0.0	0.0	0.0	0.6	0.8	0.8	0.0	0.0	0.0
Syrian Arab Republic	463	1.2	0.3	1.2	0.1	0.2	0.2	0.1
Tunisia	744	2.4	2.1	0.7	1.9	4.5	6.0	0.7	1.0	2.0	0.9	0.3	0.1
United Arab Emirates	466	19.2	12.0	21.4	37.5	38.1	45.0	2.0	1.2	0.7	2.0	3.6	2.8
West Bank and Gaza	487	0.1	0.0	0.1	0.1	0.0
Yemen, Republic of	474	22.2	0.8	0.6	0.0	0.0	0.4
Sub-Saharan Africa	603	268.8	129.8	72.1	86.0	158.7	126.6	32.9	12.7	13.1	15.1	19.4	15.3
Angola	614	16.7	37.9	1.0	0.9	5.9	11.6	0.0
Benin	638	1.1	2.8	2.5	1.6	0.6	0.3
Botswana	616	0.0	0.7	0.0

Estonia (939)

In Millions of U.S. Dollars

		Exports (FOB)						Imports (CIF)					
		2012	2013	2014	2015	2016	2017	2012	2013	2014	2015	2016	2017
Burkina Faso	748	0.4	0.4	0.3	0.0	0.0	0.1	0.0
Cameroon	622	0.5	2.2	1.0	0.5	0.6	0.6	0.1	0.3	0.1	0.1	0.1
Congo, Dem. Rep. of	636	0.1	0.0	0.0	0.0	0.0	0.0	0.0	1.3	0.0	0.3
Congo, Republic of	634	0.0	0.0	0.0	0.1	0.0	0.1	0.0	0.0	0.1	0.0
Côte d'Ivoire	662	1.0	0.8	0.5	0.7	0.3	0.4	0.2	0.1	1.9	1.1	2.9	1.0
Ethiopia	644	0.2	0.1	0.1	0.1	0.2	0.1	0.0	0.0	0.0	0.0	0.1	0.0
Gabon	646	0.2	0.4	0.0	0.0	0.0
Gambia, The	648	0.0	0.1	0.1	0.1	0.1	0.2
Ghana	652	1.1	23.2	0.7	0.9	0.5	1.1	1.7	3.0	3.4	3.2	5.7	3.2
Guinea	656	0.0	0.2	0.2	0.0	0.0	1.1	0.0	0.2
Kenya	664	4.0	3.4	22.3	9.1	9.8	2.6	0.0	0.0	0.0	0.1	0.0	0.0
Liberia	668	0.2	0.2	0.4	0.4	0.1	0.1
Madagascar	674	0.5	0.1	0.0	0.0	0.0	0.0	0.0	0.0	0.2	0.0	0.0	0.0
Malawi	676	0.2	0.3	0.1	0.3	0.2	0.0	0.0
Mali	678	2.6	0.0	0.1	0.0	1.3	0.0	0.1	0.0	0.0
Mauritius	684	0.1	0.1	0.2	0.3	0.4	0.3	0.0	0.2	0.3	0.0	0.0	0.0
Mozambique	688	0.2	0.1	0.2	0.0	0.0	0.2
Namibia	728	0.5	0.7	0.7	10.1	6.8	7.1	0.0	0.0	0.0	0.0
Niger	692	0.1	0.0	0.0	0.0	0.0
Nigeria	694	230.5	30.8	5.2	2.9	40.4	14.4	14.1	3.6	1.3	4.7	6.1	5.7
Rwanda	714	0.0	0.2	0.0	0.0	0.0	9.4	0.0
Senegal	722	0.2	3.1	0.1	1.1	0.3	10.6	0.0	0.0
Seychelles	718	0.0	0.0	0.0	0.0	0.1	0.0
Sierra Leone	724	0.0	0.1	1.5	0.2	0.3	0.2	0.0	0.2	0.0	0.2
South Africa	199	9.1	18.3	13.2	6.8	7.3	9.1	7.3	5.6	5.2	4.2	3.8	4.2
Tanzania	738	1.0	0.4	2.6	4.2	0.9	0.9	0.0	0.1	0.0
Togo	742	0.1	0.0	18.5	44.2	83.3	63.3	0.1
Uganda	746	0.9	1.3	0.4	0.4	0.0	0.5	0.0	0.0	0.0	0.0	0.0	0.2
Zambia	754	0.1	0.0	0.0	0.5	0.1	0.1	0.0
Zimbabwe	698	0.0	0.1	0.1	0.1	0.2	0.1	0.0	0.0	0.1	0.2	0.3	0.4
Western Hemisphere	205	213.8	162.7	176.2	108.9	244.3	193.5	70.3	48.0	51.6	53.0	34.8	40.7
Argentina	213	1.4	1.8	2.4	0.9	1.4	36.0	3.5	4.2	3.9	2.5	2.5	1.6
Aruba	314	0.0	0.3	0.1	0.2	0.2	0.0	0.0	0.0	0.0	0.0	0.0
Bahamas, The	313	7.9	3.9	2.0	0.8	1.4	0.8	0.0	0.0	0.0
Belize	339	0.0	0.0	0.1	0.5	0.0	0.1	0.0	0.0
Bolivia	218	0.4	0.6	0.8	0.9	0.7	0.6	0.0	0.0	0.0	0.0
Brazil	223	47.9	42.5	32.6	28.6	22.0	23.0	47.9	25.5	31.6	29.0	12.4	22.2
Chile	228	4.1	2.0	3.2	2.7	4.6	4.6	9.1	8.5	7.6	7.2	6.5	5.3
Colombia	233	0.8	0.5	0.4	0.5	0.3	2.5	0.0	0.1	0.1	0.4	0.7	0.2
Costa Rica	238	0.4	0.1	0.2	0.1	0.1	0.3	0.7	0.1	0.1	0.1	0.1	0.1
Curacao	354	0.1	0.0	0.1	0.1	0.1	0.0	0.0
Dominica	321	0.0	0.0	0.1	0.0	0.1	0.3	0.0	0.0	0.0
Dominican Republic	243	1.1	0.9	0.6	0.1	0.1	0.1	0.1	0.1	0.1	0.1	0.1	0.1
Ecuador	248	0.1	0.5	0.3	0.4	0.2	0.3	0.0	0.3	0.0	0.0	1.1	0.4
Greenland	326	0.3	0.4	0.0	0.0	0.0	0.0	0.0	0.0	0.0	0.2	0.2
Guatemala	258	0.1	0.2	0.2	0.0	0.1	0.3	0.0	0.0	0.0	0.0	0.0	0.0
Guyana	336	0.2	0.0	0.1	0.1	0.0	0.1	0.0
Haiti	263	0.1	0.0	0.0	0.0	0.0	0.0	0.0
Honduras	268	0.1	0.5	4.8	3.4	0.2	0.2	0.1	0.2	0.2	0.0	0.0	0.0
Mexico	273	142.3	104.2	125.1	53.3	205.5	107.6	7.0	7.6	6.6	11.9	9.3	8.1
Nicaragua	278	0.0	0.1	0.1	0.1	0.1	0.1	0.0	0.0	0.0	0.0	0.0	0.0
Panama	283	0.1	1.7	0.7	0.2	0.2	0.3	0.0	0.1	0.0	0.0	0.0	0.2
Paraguay	288	0.2	0.0	0.4	0.6	1.1	1.3	0.0	0.2
Peru	293	0.8	0.7	0.6	1.3	2.6	1.9	1.2	1.3	1.2	1.8	1.6	2.1
Sint Maarten	352	0.0	0.0	9.0	0.1	0.0	0.0	0.0	0.0	0.0
St. Vincent & Grens.	364	0.0	0.0	0.2	0.1	0.0	0.0
Suriname	366	0.0	0.1	0.1	0.2	0.7	0.0
Trinidad and Tobago	369	0.0	0.1	0.1	0.0	0.0	0.0	0.0
Uruguay	298	3.4	0.2	0.4	4.6	2.2	11.9	0.5	0.0	0.0	0.0
Venezuela, Rep. Bol.	299	0.2	0.2	0.5	0.4	0.1	0.2	0.0	0.0	0.0	0.0

Estonia (939)

In Millions of U.S. Dollars

		Exports (FOB)						Imports (CIF)					
		2012	2013	2014	2015	2016	2017	2012	2013	2014	2015	2016	2017
Western Hem. n.s.	399	2.0	1.1	0.1	0.2	0.0	0.0	0.0	0.0	0.0
Other Countries n.i.e	910	1.8	1.4	2.7	2.2	4.9	7.3	1.6	6.0	0.0	0.0	0.0	0.0
Cuba	928	1.8	1.4	2.7	2.2	4.9	7.3	1.6	6.0	0.0	0.0	0.0	0.0
Special Categories	899	349.2	196.5	127.6	88.4	88.5	146.3	0.0	3.1	1.0
Countries & Areas n.s.	898	208.8	178.9	174.3	57.5	73.5	99.3
Memorandum Items													
Africa	605	343.2	151.7	103.8	137.0	184.3	172.5	38.7	18.4	16.9	19.1	20.3	16.4
Middle East	405	113.7	133.0	110.9	134.8	119.6	221.8	8.9	9.2	14.5	16.0	20.3	29.7
European Union	998	10,498.2	11,550.5	11,568.6	9,630.1	9,736.7	10,387.2	14,073.8	15,149.4	14,955.7	11,867.9	12,232.2	13,477.2
Export earnings: fuel	080	2,418.0	2,153.7	1,739.5	1,039.4	1,032.8	1,320.7	1,465.4	1,139.6	1,209.0	939.3	878.5	1,153.5
Export earnings: nonfuel	092	13,669.0	14,162.1	14,303.0	11,789.8	12,146.7	13,220.1	16,627.0	17,319.5	17,086.6	13,585.8	14,079.5	15,478.4

Eswatini, Kingdom of (734)

In Millions of U.S. Dollars

		Exports (FOB)						Imports (CIF)					
		2012	2013	2014	2015	2016	2017	2012	2013	2014	2015	2016	2017
IFS World	
World	001	2,536.7	2,586.2	2,505.7	2,354.6	2,237.5	2,452.3	3,648.5	3,626.2	3,695.1	3,365.7	3,286.3	3,451.9
Advanced Economies	110	139.3	172.3	112.0	87.1	76.0	93.5	97.2	77.6	88.4	106.8	124.1	118.7
Euro Area	163	109.1	138.1	90.6	68.8	68.9	83.0	19.4	17.8	18.4	27.8	44.3	32.0
Belgium	124	1.0	0.3	1.0	0.7	1.5	1.0
Germany	134	0.0	0.0	0.0	0.0	0.0	0.0	0.5	1.0	1.4	1.0	0.7	1.1
Greece	174	0.2	0.1	0.0	0.0	0.0	0.2	0.0	0.1	0.2	0.1	0.1
Italy	136	108.9	137.9	90.5	68.8	68.9	83.0	6.0	4.7	3.8	11.6	27.3	17.5
Lithuania	946	e 0.2	e 0.1	e 0.0	e 0.1
Malta	181	e 0.0	e 0.0	0.2	0.4	0.4	0.0	0.6
Netherlands	138	0.0	0.0	0.0	0.0	0.0	0.0	0.4	0.4	0.8	0.4	0.5	0.5
Portugal	182	10.0	10.0	9.7	10.2	10.1	9.7
Slovak Republic	936	e 0.0	e 0.0	e 0.0	e 0.1	e 0.3	e 0.6	e 0.5	e 0.2	e 0.2
Spain	184	1.0	0.7	0.9	2.6	3.8	1.2
Australia	193	0.2	0.2	0.1	0.1	0.1	0.2	0.0	0.0	0.0	0.0	0.1	0.0
China,P.R.: Hong Kong	532	0.7	0.8	0.9	0.9	0.9	1.2
Denmark	128	8.6	8.5	8.7	8.7	8.6	8.7
Israel	436	0.2	0.2	0.2	0.2	0.2	0.2
Japan	158	0.0	0.0	0.0	0.0	0.0	0.0	22.2	21.5	27.5	36.0	40.7	41.8
Korea, Republic of	542	e 27.5	e 31.2	e 14.6	e 16.1	e 4.3	e 7.5
Norway	142	0.0	0.0	0.0	0.0	0.0	0.0	e 0.1	e 0.0	e 0.1	e 0.1	e 0.0	e 0.0
Singapore	576	0.3	0.0	0.1	0.2	0.2	0.2
Sweden	144	0.0	0.1	0.1	0.0	0.0	0.0
Switzerland	146	1.2	1.2	1.7	1.3	1.5	2.4
Taiwan Prov.of China	528	e 0.5	e 0.8	e 3.7	e 0.3	e 0.2	e 0.1	e 13.1	e 8.9	e 10.1	e 8.4	e 6.8	e 13.6
United Kingdom	112	0.4	0.3	0.7	0.3	0.8	0.2	3.2	3.1	3.4	3.5	3.5	3.2
United States	111	0.5	0.4	0.6	0.2	0.1	0.2	29.4	16.6	18.9	21.0	18.8	17.7
Emerg. & Dev. Economies	200	2,397.3	2,413.9	2,393.7	2,267.5	2,161.5	2,358.8	3,551.2	3,548.7	3,606.8	3,258.9	3,162.2	3,333.2
Emerg. & Dev. Asia	505	31.0	40.9	32.7	26.4	14.4	15.4	543.0	516.5	518.6	528.9	533.4	514.0
Bangladesh	513	e 0.2
Brunei Darussalam	516	2.9	0.1	0.0	0.0
Cambodia	522	e 0.4	e 0.2	e 1.0	e 2.2	e 0.1	e 0.2	e 0.1	e 0.3	e 0.5	e 0.1	e 1.1	e 1.2
China,P.R.: Mainland	924	0.0	0.0	0.0	0.0	0.0	0.0	129.2	111.6	119.5	140.8	191.8	154.2
F.T. New Caledonia	839	e 0.1	e 0.1	e 0.1	e 0.2	e 0.2	e 0.2
India	534	0.3	0.1	0.5	0.2	0.1	0.1	53.1	33.8	33.8	74.6	46.4	40.6
Indonesia	536	1.8	5.9	1.7	2.0	2.4	3.0
Mongolia	948	e 0.1	e 0.1	e 0.0	e 0.0	e 0.2	e 0.0	e 0.0	e 0.0
Myanmar	518	e 0.4	e 0.1	e 0.0	e 4.0	e 0.4	e 5.8	e 0.1	e 1.2	e 0.2	e 0.4	e 0.7	e 0.4
Nepal	558	e 2.2	e 0.0
Philippines	566	0.1	0.0	0.0	0.0	0.0	0.0
Solomon Islands	813	e 0.3
Sri Lanka	524	e 14.1	e 29.5	e 19.7	e 10.2	e 2.7	e 4.6	1.0	0.5	0.5	0.5	0.5	1.1
Thailand	578	e 15.4	e 10.5	e 8.3	e 9.4	e 8.2	e 4.4	1.7	9.9	8.9	2.7	1.8	1.5
Timor-Leste	537	e 0.1	e 0.0	e 0.0	e 0.0	e 0.0	e 0.0
Vanuatu	846	e 0.1	e 0.1	e 0.1	e 0.1	e 0.1	e 0.1
Asia n.s.	598	355.8	353.1	353.4	307.8	288.7	311.7
Europe	170	51.0	34.4	46.5	31.8	9.3	0.4	0.2	1.6	0.3	0.2	1.2	15.7
Emerg. & Dev. Europe	903	50.2	32.9	45.3	31.1	8.9	0.3	0.2	0.1	0.3	0.2	1.0	0.1
Albania	914	e 0.0	e 0.4	e 0.1	e 0.0	e 0.0	e 0.0	e 0.0	e 0.1	e 0.0	e 0.0	e 0.0
Bosnia and Herzegovina	963	e 0.0	e 0.0	e 0.4	e 0.0	e 0.1	e 0.1	e 0.0	e 0.0	e 0.1	e 0.0	e 0.4
Bulgaria	918	1.3	0.0	0.0	e 0.0	e 0.0	e 0.0
Croatia	960	e 0.0	e 0.0	e 0.0	e 0.0	e 0.0	e 0.1
Faroe Islands	816	e 0.1	e 0.1	e 0.1	e 0.1	e 0.1	e 0.1
Hungary	944	e 11.2	e 9.9	e 18.3	e 0.0	e 0.0
Montenegro	943	e 0.0	e 0.1	e 0.0	e 0.5	e 0.0	e 0.0	e 0.0	e 0.0	e 0.0
Poland	964	e 5.5	e 0.3	e 0.0	e 0.0	e 0.0	e 0.1	0.0	0.0	0.0	0.0	0.0	0.0
Romania	968	e 32.0	e 22.1	e 26.3	e 30.5	e 8.6	e 0.0	e 0.0	e 0.0
Serbia, Republic of	942	0.1	0.0	0.1	0.0	0.0	0.0	e 0.0	e 0.2	e 0.7	e 0.1
CIS	901	0.8	1.4	1.2	0.7	0.4	0.1	0.0	1.5	0.0	0.1	15.6
Azerbaijan, Rep. of	912	e 0.0	e 0.4	e 0.2	e 0.0	e 14.9

Eswatini, Kingdom of (734)

In Millions of U.S. Dollars

		Exports (FOB)						Imports (CIF)					
		2012	2013	2014	2015	2016	2017	2012	2013	2014	2015	2016	2017
Belarus	913	0.1	0.5	0.5	0.1	0.1	0.1	e 0.1
Moldova	921	e 0.1	e 0.1	e 0.1	e 0.0	e 0.0	e 0.0	e 1.5	e 0.1	e 0.5
Ukraine	926	e 0.5	e 0.8	e 0.6	e 0.1	0.0	0.0
Mid East, N Africa, Pak	440	53.4	49.9	41.8	40.1	23.7	39.6	3.0	7.6	69.2	4.6	2.1	2.4
Algeria	612	e 3.2	e 1.0	e 0.1	e 0.4	e 1.1	e 0.2	e 0.0
Bahrain, Kingdom of	419	e 4.1	e 0.5
Egypt	469	0.5	0.5	0.3	0.3	0.3	0.3
Iran, I.R. of	429	0.8	0.8	0.8	0.7	0.7	0.7
Lebanon	446	e 0.1	e 0.1	e 0.1	e 0.0	e 0.2	e 0.1	0.0	0.0	0.0	0.0	0.1	0.1
Mauritania	682	e 12.9	e 12.8	e 6.4	e 2.5	e 2.3	e 6.9	0.2	0.2	0.2	0.2	0.2	0.2
Morocco	686	0.4	0.6	0.5	0.4	0.5	0.8	e 0.1	e 0.3	e 0.0	e 2.2	e 0.2	e 0.2
Oman	449	e 0.1	e 0.0	e 0.0
Qatar	453	e 0.0	e 0.0	e 0.0	e 0.0	e 2.2	e 1.0	e 0.0	e 0.8	e 56.9
Saudi Arabia	456	0.1
Sudan	732	e 14.2	e 10.5	e 12.2	e 18.2	e 18.2	e 0.4	e 9.3	e 0.3	e 0.1
Tunisia	744	e 0.0	e 0.0	e 0.0	e 0.1	e 0.1	e 0.1	e 0.0	e 0.1	e 0.0
United Arab Emirates	466	21.9	22.6	21.8	17.8	16.6	11.5	1.2	1.1	1.1	1.0	0.9	1.0
West Bank and Gaza	487	e 0.0	e 1.3	e 0.0	e 0.0	e 0.2	e 0.2
Yemen, Republic of	474	e 0.0	e 0.3	e 0.2	e 0.3	e 0.3	e 0.3	e 0.2	e 0.2	e 0.2	e 0.0	e 0.0	e 0.0
Sub-Saharan Africa	603	2,257.1	2,274.9	2,250.5	2,156.0	2,109.1	2,295.7	3,001.0	3,010.7	3,014.2	2,719.8	2,608.0	2,791.6
Benin	638	e 0.2	e 0.2	e 0.2	e 0.1	e 0.2	e 0.2
Botswana	616	6.2	6.4	6.2	5.4	5.2	9.9	9.3	9.3	9.3	9.2	9.2	9.6
Burkina Faso	748	e 0.1	e 0.0	e 0.0	e 0.0	e 0.8	e 1.1	e 0.2	e 0.3
Burundi	618	e 0.1	e 0.0	e 0.0
Cameroon	622	e 0.1	e 0.1	e 0.1	e 0.1	e 0.1	e 0.3
Congo, Republic of	634	0.5	0.5	0.5	0.4	0.4	0.4
Côte d'Ivoire	662	0.1	0.6	0.6	0.6
Ethiopia	644	e 1.1	e 0.9	e 1.2	e 1.3	e 1.3	e 1.3
Gabon	646	e 0.1	e 0.2	e 0.2	e 0.1	e 0.1	e 0.1
Gambia, The	648	e 1.6	e 0.3	e 0.3	e 0.3	e 0.3	e 0.4
Ghana	652	113.3	112.4	112.5	98.0	91.9	99.3
Guinea	656	e 0.0	e 0.0	e 1.9	e 0.9	e 0.9	e 1.0	e 0.0	e 21.6	e 23.8	e 40.6
Kenya	664	0.1	0.1	0.1	0.0	0.0	0.1	0.8	0.8	0.8	0.8	1.0	1.3
Lesotho	666	1.2	1.2	1.2	1.2	1.2	1.8	18.4	18.3	18.3	16.3	15.5	14.5
Madagascar	674	0.3	0.3	0.3	0.3	0.2	0.3	e 0.1	e 0.0	e 0.1	e 1.1
Malawi	676	0.1	0.1	0.1	0.1	0.1	0.1
Mali	678	e 0.3	e 0.2	e 0.2	e 0.2	e 0.2	e 0.2	e 0.1
Mauritius	684	0.1	0.1	0.1	0.2	0.2	0.2	0.0
Mozambique	688	79.4	82.1	79.2	64.5	60.3	66.3	248.2	246.3	246.5	214.7	201.3	217.4
Namibia	728	122.2	126.5	121.9	99.3	92.8	102.2
Niger	692	e 0.0	e 0.1	e 0.0	e 0.1	e 0.0	e 0.0	e 0.0	e 0.0	e 0.0
Rwanda	714	0.0	0.3
Senegal	722	3.0	0.5	0.6	0.3	0.0	0.0	e 0.0	e 0.0	e 0.2	e 3.1
South Africa	199	2,037.0	2,052.7	2,034.5	1,978.8	1,944.3	2,108.1	2,535.0	2,546.9	2,535.7	2,286.1	2,197.8	2,319.9
Togo	742	e 0.1	e 0.2	e 0.1	e 0.6	e 0.0	e 0.0	0.1	0.1	0.1	0.1	0.1	0.1
Zambia	754	4.3	3.3	2.8	3.3	1.9	3.0	2.8	4.4	17.9	8.5	7.0	19.5
Zimbabwe	698	71.9	71.4	71.4	62.2	58.3	63.0
Western Hemisphere	205	4.9	13.9	22.2	13.2	5.1	7.7	4.1	12.2	4.5	5.5	17.5	9.5
Antigua and Barbuda	311	e 0.0	e 0.0	e 0.8	e 0.3	e 0.0	e 0.2
Argentina	213	0.0	0.0	0.1	0.1
Aruba	314	e 0.0	e 0.0	e 0.0	e 0.1	e 0.1	e 0.0	e 0.1
Barbados	316	e 0.4	e 0.0	e 0.0	e 0.2	e 0.7	e 0.0	e 0.0	e 0.0	e 0.0
Bolivia	218	0.1	9.7	15.8	7.9	0.1	0.1
Brazil	223	3.9	4.5	3.7	3.5	4.9	4.0
Colombia	233	0.3	0.1	0.1	0.1	0.1	e 0.0	e 7.1	e 0.0
Dominica	321	e 0.1	e 0.1	e 0.1	e 0.1	e 0.1	e 0.1
Dominican Republic	243	e 1.3	e 1.6	e 1.1	e 1.3	e 0.8	e 2.7	e 0.0	e 0.1	e 0.0	e 0.0
Ecuador	248	e 0.3	e 0.1	e 0.7	e 0.7	e 0.0	e 0.7	0.0
El Salvador	253	e 0.9	e 0.0
Guatemala	258	e 0.0	e 0.0	e 0.7	e 0.0	e 0.0	e 0.1

Eswatini, Kingdom of (734)

In Millions of U.S. Dollars

		Exports (FOB)						Imports (CIF)					
		2012	2013	2014	2015	2016	2017	2012	2013	2014	2015	2016	2017
Guyana	336	e 1.0	e 1.5	e 1.9	e 1.2	e 1.4	e 2.4	e 0.0	e 12.3	e 5.3
Honduras	268	e 0.4	e 0.0	e 0.5	e 0.1	e 0.7	e 0.0	e 0.0	e 0.7
Peru	293	e 1.0	e 0.4	e 0.2	e 0.2	e 0.7	e 0.1	e 0.2	e 0.4	e 1.6	e 0.0
St. Lucia	362	e 0.1	e 0.0	e 0.0	e 0.2	e 0.0	e 0.0	e 0.0
St. Vincent & Grens.	364	e 0.2	e 0.1	e 0.0	e 0.1	e 0.0	e 0.0	e 0.0	e 0.1
Suriname	366	e 0.7	e 0.4	e 0.1	e 0.0	e 0.0
Trinidad and Tobago	369	e 0.0	e 0.0	e 0.2	e 0.1	e 0.2
Memorandum Items													
Africa	605	2,287.9	2,299.8	2,269.7	2,177.6	2,112.9	2,321.9	3,001.7	3,011.3	3,023.8	2,722.6	2,608.4	2,792.1
Middle East	405	22.6	25.0	22.6	18.5	19.8	13.4	2.3	7.1	59.6	1.8	1.7	1.9
European Union	998	159.6	170.8	135.9	99.6	78.3	83.4	31.3	29.5	30.7	40.0	56.4	43.9
Export earnings: fuel	080	26.3	34.8	42.5	28.3	21.2	14.6	2.2	14.2	59.6	1.9	1.7	16.9
Export earnings: nonfuel	092	2,510.4	2,551.4	2,463.2	2,326.3	2,216.3	2,437.7	3,646.3	3,612.1	3,635.6	3,363.8	3,284.6	3,434.9

Ethiopia (644)

In Millions of U.S. Dollars

		Exports (FOB)						Imports (CIF)					
		2012	2013	2014	2015	2016	2017	2012	2013	2014	2015	2016	2017
IFS World		3,093.6	3,043.6	3,214.0	2,948.5	2,785.2	10,779.3	11,194.8	13,354.6	16,073.7	16,243.7
World	001	2,911.0	3,638.2	4,278.2	4,519.7	4,181.6	4,199.9	13,533.7	14,920.6	18,414.2	20,463.2	20,181.0	19,480.2
Advanced Economies	110	1,357.8	1,344.4	1,636.4	2,049.4	1,679.7	1,832.3	2,907.4	2,889.7	3,316.2	3,601.3	3,559.1	4,093.3
Euro Area	163	731.6	646.7	664.3	768.6	786.8	626.6	1,417.1	1,660.5	1,478.5	1,632.7	2,021.8	2,403.1
Austria	122	0.1	0.1	0.1	0.1	0.2	0.2	33.4	14.9	12.7	17.0	25.7	21.6
Belgium	124	76.3	71.4	80.3	12.3	11.3	12.5	56.5	67.5	90.2	77.0	72.4	63.9
Cyprus	423	0.2	0.2	0.1	0.5	0.1	0.7	4.7	7.8	5.8	3.1	4.2	4.1
Estonia	939	0.0	0.0	0.0	0.0	0.1	0.0	0.0	0.0	0.0	0.0	0.0	0.0
Finland	172	6.9	4.0	4.0	2.9	3.4	5.4	15.2	25.5	9.3	11.6	44.9	35.9
France	132	52.6	38.5	34.6	38.5	36.1	32.4	217.8	433.1	191.9	307.1	544.6	998.9
Germany	134	312.7	241.3	265.4	206.1	208.0	198.4	200.4	217.7	313.3	342.7	392.5	383.3
Greece	174	7.7	6.3	15.0	5.2	7.7	6.4	8.1	10.0	13.3	27.1	20.5	16.6
Ireland	178	0.2	0.5	0.9	0.9	1.7	5.1	26.2	35.1	30.7	39.0	41.4	45.4
Italy	136	80.0	76.7	80.5	67.9	59.6	57.5	578.0	639.9	602.3	572.4	600.3	520.0
Latvia	941	0.1	0.0	0.0	0.0	0.1	0.8	0.4	0.6	0.5	10.0	0.3
Lithuania	946	0.3	0.6	0.8	0.3	0.3	0.3	21.1	0.1	0.0	0.9	1.1	0.5
Luxembourg	137	0.0	0.0	0.0	0.0	0.0	0.1	0.2	1.5	0.1	0.5	2.4
Malta	181	0.0	0.3	0.0	0.0	0.0	0.2	0.0	0.2	0.3	0.0	0.0
Netherlands	138	173.7	175.5	156.3	361.5	438.3	274.2	105.3	119.1	114.3	80.9	118.5	166.1
Portugal	182	3.7	6.0	12.1	6.3	8.4	12.3	5.1	18.8	11.8	26.6	21.2	19.7
Slovak Republic	936	0.2	0.2	0.8	0.2	0.1	0.1	12.9	6.1	5.6	2.8	9.9	7.9
Slovenia	961	0.6	0.4	0.5	0.5	0.4	0.6	0.5	0.7	0.6	0.9	0.8	1.6
Spain	184	16.2	25.1	12.6	65.2	11.1	20.4	130.8	63.6	74.4	122.7	113.3	114.8
Australia	193	22.7	16.8	25.7	22.6	18.7	24.4	18.6	27.3	28.6	26.6	35.6	26.9
Canada	156	10.2	10.0	12.9	11.0	14.6	14.8	14.4	2.4	14.4	3.0	7.1	7.9
China,P.R.: Hong Kong	532	33.1	39.8	49.3	41.2	35.5	29.4	2.7	1.4	2.9	8.3	8.3	12.5
Czech Republic	935	0.3	0.2	0.3	0.4	0.1	0.1	9.4	9.0	48.1	25.1	37.2	29.0
Denmark	128	2.4	2.3	1.1	2.0	1.5	3.4	29.0	31.8	51.4	39.0	32.8	29.4
Iceland	176	0.5	0.3	0.3	0.2	0.4	0.4	0.4	0.4	0.4	0.5
Israel	436	70.9	102.5	132.4	85.3	73.8	83.4	34.3	16.8	15.4	16.2	25.1	32.0
Japan	158	75.4	111.4	126.2	106.3	94.5	135.4	497.4	428.4	482.0	579.6	487.8	539.8
Korea, Republic of	542	23.7	23.8	53.0	53.2	52.2	58.9	199.5	172.9	266.6	189.1	159.9	178.4
New Zealand	196	4.0	3.2	3.9	3.4	3.7	3.1	3.6	1.3	3.3	2.3	3.8	3.2
Norway	142	8.6	8.5	8.5	9.6	9.9	8.4	3.0	2.5	4.2	2.7	2.6	2.5
Singapore	576	1.9	5.7	2.9	0.9	3.1	0.8	6.6	17.4	20.7	36.7	43.1	81.1
Sweden	144	27.2	15.0	17.2	12.9	13.6	12.0	71.1	67.0	67.0	190.6	82.8	54.9
Switzerland	146	177.0	183.3	358.2	654.0	353.5	433.6	28.0	35.2	43.9	50.8	52.2	50.9
Taiwan Prov. of China	528	3.9	7.2	7.0	7.0	9.4	3.6	53.9	88.5	116.9	105.3	107.4	124.2
United Kingdom	112	48.3	42.0	35.4	60.6	47.9	194.9	97.9	99.7	121.4	180.0	178.4	228.9
United States	111	116.1	125.8	138.2	210.0	161.0	199.2	420.5	227.1	550.6	512.9	272.9	288.2
Emerg. & Dev. Economies	200	1,549.3	2,290.0	2,637.3	2,465.8	2,497.4	2,363.2	10,607.7	12,013.6	15,076.6	16,839.4	16,601.2	15,367.2
Emerg. & Dev. Asia	505	426.6	438.4	624.6	515.0	584.3	497.5	4,362.7	5,490.3	7,300.2	8,350.9	8,206.5	7,214.4
Bangladesh	513	0.1	0.1	0.1	0.1	0.1	1.8	2.8	9.0	7.4	8.1	9.2	24.4
Cambodia	522	0.0	0.0	0.0	0.0	0.0	0.1	0.1	0.1	0.1	0.1	0.1
China,P.R.: Mainland	924	320.9	318.5	483.5	371.7	409.3	346.4	2,572.4	3,114.1	4,993.2	5,956.5	5,657.9	4,655.3
F.T. French Polynesia	887	e 0.0	e 0.2	e 0.0	e 0.1	e 0.1	e 0.1
F.T. New Caledonia	839	e 0.1	e 0.1	e 0.2	e 0.2	e 0.2	e 0.2
India	534	44.5	39.1	45.8	71.6	82.0	52.6	994.3	1,445.8	1,313.9	1,344.0	1,477.7	1,272.2
Indonesia	536	15.1	27.3	42.2	19.3	41.3	49.1	348.6	462.3	516.2	476.5	442.0	417.4
Malaysia	548	0.3	6.2	2.2	2.0	3.7	2.4	174.5	201.6	185.3	286.8	354.8	577.4
Mongolia	948	0.0	0.0	0.0	0.0	0.1
Nepal	558	0.0	0.0	0.0	0.0	0.0	0.0	0.0	0.0	0.1	0.1	0.1	0.1
Philippines	566	0.9	1.1	0.4	0.5	0.1	0.0	7.9	5.9	8.1	7.0	7.3	6.6
Sri Lanka	524	0.8	2.9	3.2	3.3	3.1	2.7	2.8	7.8	1.5	2.3	4.1	10.4
Thailand	578	8.9	9.9	7.7	6.9	5.6	4.3	160.2	137.2	128.8	108.5	102.0	104.5
Vietnam	582	34.9	32.9	39.1	39.1	38.7	37.7	32.4	42.1	62.6	71.6	68.5	66.7
Asia n.s.	598	66.8	64.5	83.2	89.3	82.8	79.3
Europe	170	83.2	96.3	110.7	70.3	66.9	63.1	1,031.2	1,232.5	1,251.5	1,382.2	1,647.0	1,246.1
Emerg. & Dev. Europe	903	63.3	75.8	88.2	51.9	48.4	40.9	557.8	556.3	559.9	703.9	814.4	581.9
Albania	914	0.1	0.1	0.1	0.1	0.2	0.2	0.0	0.0	0.0	0.0	0.0	0.0

Ethiopia (644)

In Millions of U.S. Dollars

		Exports (FOB)						Imports (CIF)					
		2012	2013	2014	2015	2016	2017	2012	2013	2014	2015	2016	2017
Bosnia and Herzegovina	963	0.1	0.1	0.1	0.1	0.1	0.2	0.2	0.2	0.2	0.2	0.4	0.4
Bulgaria	918	5.2	5.3	8.7	7.4	5.5	4.1	5.4	7.7	7.2	32.2	15.0	13.2
Croatia	960	0.0	0.0	0.0	0.0	0.0	0.0	0.1	1.3	2.5	5.3	5.0	9.0
Hungary	944	1.8	3.1	2.2	1.6	1.4	0.9	12.1	14.5	8.5	26.4	24.8	11.8
Kosovo	967	e 0.1	e 0.1	e 0.1	e 0.1	e 0.0	e 0.0	e 0.1	e 0.0
Montenegro	943	e 0.0	e 0.0	e 0.0	e 0.0	e 0.0	e 0.0	e 0.1
Poland	964	0.1	0.8	0.8	2.6	1.2	0.6	19.6	31.8	64.5	95.3	108.1	39.4
Romania	968	5.2	4.8	3.5	1.7	1.9	0.7	1.7	21.4	43.9	40.0	128.9	62.4
Serbia, Republic of	942	0.1	0.1	5.0	1.5	0.6	0.3
Turkey	186	50.6	61.5	72.7	38.5	38.0	34.0	513.6	477.8	432.4	504.4	532.0	445.4
CIS	901	15.0	15.9	17.0	12.9	13.1	16.9	473.1	675.9	691.3	678.0	832.3	663.8
Azerbaijan, Rep. of	912	0.0	0.1	0.5
Belarus	913	0.2	0.3	0.4	0.5	0.5	0.7	7.0	29.1	30.3	38.9	30.6	29.0
Georgia	915	0.0	0.0	0.2	0.0	0.0	0.3	0.2	2.5	2.3	1.1	0.2	0.5
Kazakhstan	916	0.0	0.0	0.0	0.0	0.0	0.4
Kyrgyz Republic	917	0.7	0.7	1.0	1.0	0.9
Russian Federation	922	14.6	13.8	14.7	10.7	9.1	12.3	131.9	149.9	191.8	165.6	342.4	209.3
Ukraine	926	0.3	1.7	1.7	1.7	3.4	3.2	333.3	493.7	467.0	471.3	457.7	424.1
Europe n.s.	884	4.9	4.6	5.5	5.5	5.4	5.3	0.3	0.3	0.3	0.4	0.4	0.3
Mid East, N Africa, Pak	440	985.0	1,707.0	1,838.9	1,822.8	1,790.9	1,731.2	4,771.4	4,815.9	6,134.2	6,702.6	6,389.0	6,497.6
Algeria	612	1.4	1.3	1.4	1.3	0.6	0.5	0.0	0.0	0.0	0.0	0.0	15.3
Bahrain, Kingdom of	419	3.4	3.0	3.0	2.7	2.6	1.5	18.5	23.0	41.3	50.7	50.1	49.4
Djibouti	611	107.2	98.9	107.5	102.9	99.5	96.0	0.2	0.2	0.3	0.3	0.3	0.3
Egypt	469	44.3	41.9	29.4	19.7	11.3	11.1	99.2	105.1	158.0	206.5	173.8	168.9
Iran, I.R. of	429	0.3	0.4	0.5	0.5	0.5	0.5	48.5	50.3	72.6	82.1	78.1	75.8
Iraq	433	0.2	0.3	0.4	0.5	0.5	0.5	0.0	0.0	0.0	0.0	0.0	0.0
Jordan	439	36.8	32.9	47.3	32.9	33.2	27.3	36.5	51.9	76.9	4.2	2.7	5.6
Kuwait	443	1.8	1.7	2.0	2.0	2.0	2.0	735.0	728.6	992.8	1,094.4	1,028.3	992.1
Lebanon	446	2.7	1.1	4.4	0.7	0.8	1.5	2.9	1.1	0.8	5.7	9.0	4.7
Libya	672	11.7	11.1	13.1	13.1	12.7
Mauritania	682	2.1	2.4	2.3	0.0	0.0	0.0	0.0	0.0
Morocco	686	1.1	1.5	0.8	0.5	0.8	1.9	178.8	0.6	60.3	176.1	75.5	246.1
Oman	449	2.6	2.4	2.4	2.2	1.6	1.9	7.8	8.8	8.9	8.9	8.9	13.9
Pakistan	564	45.9	47.1	60.9	65.6	69.5	24.5	40.0	43.2	43.8	43.7	43.1	41.3
Qatar	453	2.3	2.2	2.6	2.6	2.6	2.8	3.8	13.6	29.5	38.2	38.5	68.0
Saudi Arabia	456	191.4	180.9	214.9	215.0	212.3	186.0	1,674.7	1,899.0	1,919.5	1,927.4	1,922.3	1,918.4
Somalia	726	259.8	249.7	291.6	289.4	284.7	277.3	0.0	0.1	0.1	0.1	0.1	0.1
Sudan	732	162.7	921.0	922.3	934.4	931.9	962.8	69.5	20.0	45.1	33.7	27.9	47.9
Syrian Arab Republic	463	2.2	2.3	2.5	2.3	2.3	2.1	2.3	3.5	4.1	3.9	3.8
Tunisia	744	1.2	1.2	1.2	1.2	1.8	1.4	0.6	0.6	0.6	0.6	50.9	56.8
United Arab Emirates	466	79.9	83.8	104.1	106.3	105.9	88.7	275.2	321.7	586.9	724.7	716.5	707.7
Yemen, Republic of	474	23.8	22.5	26.7	26.7	26.4	25.7	11.2	11.1	15.1	16.6	15.6	15.1
Middle East n.s.	489	1,566.9	1,534.6	2,078.3	2,284.4	2,143.5	2,066.5
Sub-Saharan Africa	603	41.1	37.8	46.1	41.1	41.6	55.5	192.9	201.3	220.2	254.9	227.7	213.4
Angola	614	3.3	3.1	3.7	3.7	3.7	3.6	0.0	0.0	0.0	0.0	0.0	0.0
Benin	638	0.2	0.1	0.1	0.1	0.1	0.1	0.0	0.0	0.0	0.0	0.0	0.0
Botswana	616	0.1	0.1	0.1	0.1	0.1	0.1	0.0	0.0	0.0	0.0	0.0	0.0
Burkina Faso	748	0.4	0.3	0.4	0.4	0.4	0.4
Cameroon	622	3.2	3.0	3.5	3.5	3.5	3.4	0.5	0.5	0.7	0.8	0.8	0.7
Chad	628	0.1	0.1	0.1	0.1	0.1	0.0	0.0	0.0	0.0	0.0	0.0
Comoros	632	0.2	0.2	0.2	0.2	0.2	0.0	0.0	0.0	0.0
Congo, Republic of	634	0.3	0.3	0.4	0.4	0.4	0.4	0.1	0.1	0.1	0.1	0.1	0.1
Côte d'Ivoire	662	0.1	0.0	0.1	0.3	0.3	0.3	2.6	0.2	0.1	0.0	0.0	0.0
Eswatini, Kingdom of	734	1.0	0.9	1.2	1.2	1.2	1.2	20.7	21.3	27.5	29.6	27.4	26.3
Estonia	939	0.0	0.0	0.0	0.0	0.1	0.0	0.0	0.0	0.0	0.0	0.0	0.0
Gabon	646	0.1	0.1	0.1	0.1	0.1	0.1	0.0	0.0	0.0	0.0	0.0	0.0
Gambia, The	648	0.0	0.0	0.1	0.1	0.0	0.0
Ghana	652	0.6	0.6	0.7	0.7	0.7	0.7	0.3	0.3	0.3	0.4	0.4	0.3
Guinea-Bissau	654	0.2	0.2	0.2	0.2
Kenya	664	13.3	14.8	15.6	15.6	15.5	30.6	40.6	41.0	59.6	67.7	59.0	50.6

Ethiopia (644)

In Millions of U.S. Dollars

		Exports (FOB)						Imports (CIF)					
		2012	2013	2014	2015	2016	2017	2012	2013	2014	2015	2016	2017
Lesotho	666	0.0	0.0	0.0	0.0	0.0	0.0	0.1	0.1	0.1	0.1	0.2
Madagascar	674	0.2	0.2	0.2	0.2	0.2	0.2	0.1	0.1	0.1	0.1	0.1	0.1
Malawi	676	0.1	0.1	0.1	0.1	0.1	0.1	0.0	0.0	0.0	0.0	0.0	0.0
Mali	678	0.0	0.0	0.0	0.0	0.0	0.0	0.4	0.4	0.6	0.7	0.7	0.7
Mauritius	684	0.1	0.1	0.1	0.0	0.1	0.1	0.3	0.4	0.5	0.4	0.3	0.2
Mozambique	688	0.1	0.1	0.2	0.2	0.2	0.2	0.1	0.0	0.1	0.1	0.1	0.1
Namibia	728	0.1	0.1	0.1	0.1	0.1	0.1	0.1	0.1	0.1	0.1	0.1	0.1
Niger	692	0.2	0.1	0.2	0.2	0.2	0.2	0.1	0.1	0.1	0.1	0.1	0.1
Nigeria	694	0.4	0.4	0.4	0.4	0.4	0.4	0.8	0.8	1.0	1.2	1.1	1.0
Rwanda	714	0.1	0.1	0.1	0.5	0.8	0.6	0.0	0.0	0.0	2.3	2.5	1.6
São Tomé & Príncipe	716	0.3	0.3	0.4	0.4	0.4	0.1	0.1	0.1	0.1
Senegal	722	0.1	0.0	0.2	0.1	0.0	0.0	0.1	0.0	0.2	0.0	0.1
Sierra Leone	724	0.4	0.3	0.4	0.4	0.4	0.4	0.0	0.0	0.0	0.0	0.0	0.0
South Africa	199	13.7	10.4	14.9	9.5	9.2	9.1	123.5	132.7	122.8	148.2	132.2	124.3
Tanzania	738	0.8	1.0	1.0	1.0	1.0	1.1	1.8	2.0	2.0	2.1	2.0	4.1
Togo	742	0.3	0.2	0.2	0.0	0.0	0.1	0.0	0.0	0.0	0.0	0.0
Uganda	746	0.6	0.6	0.6	0.8	1.3	0.7	0.4	0.1	0.0	0.1	0.0	0.2
Zambia	754	0.2	0.0	0.1	0.4	0.2	0.1	0.0	0.9	3.8	0.5	0.4	2.0
Zimbabwe	698	0.5	0.4	0.5	0.5	0.5	0.5	0.2	0.2	0.3	0.3	0.3	0.3
Western Hemisphere	205	13.3	10.4	17.1	16.6	13.8	15.9	249.5	273.7	170.4	148.8	131.0	195.7
Antigua and Barbuda	311	0.0	0.0	0.1	0.1	0.2	0.2	0.2
Argentina	213	0.0	0.0	0.1	0.1	65.1	65.1	65.1	65.1	67.1	67.0
Bahamas, The	313	16.5	16.4	22.3	22.3
Belize	339	18.7	18.7	18.7	18.7	18.7	18.7
Bolivia	218	0.0	0.1	0.0
Brazil	223	0.0	0.0	0.0	0.0	0.0	0.1	139.8	160.6	52.3	55.4	34.3	76.0
Chile	228	0.2	0.2	0.1	0.2	0.4	0.4	1.6	3.0	2.7	2.7	3.0	3.2
Colombia	233	0.0	0.0	0.0	0.0	0.0	0.1	0.9	0.2	0.1	0.2	0.4	0.2
Costa Rica	238	0.0	0.1	0.1	0.1	0.1	0.1	0.1
Ecuador	248	0.0	0.0	0.0	1.6	1.7	1.6	1.8	1.7	1.8
El Salvador	253	0.9	0.0	0.8	1.1	0.0	0.4	0.0	0.0	0.0	0.0	0.0	0.0
Guatemala	258	0.1	0.1	0.1	0.1	0.2	0.5	0.2	0.2	0.2	0.2	0.2	0.3
Honduras	268	3.8	2.8	0.0	0.1	0.1	0.1	0.1
Jamaica	343	0.2	0.2	0.2	0.2	0.1	0.1	0.1	0.1	0.1	0.1
Mexico	273	1.9	0.7	1.2	1.4	1.8	3.2	2.7	5.5	4.5	2.0	2.8	3.3
Panama	283	0.1	0.1	0.1	0.1	0.1	0.0	0.0	0.0	0.0	0.0	0.0
Peru	293	0.0	0.1	0.1	0.3	0.2	0.2	0.2	0.2	0.2	0.2
Suriname	366	0.5	0.4	0.5	0.5	0.5	0.4
Trinidad and Tobago	369	0.0	0.0	0.1	0.1	0.1	0.1	0.1
Uruguay	298	0.0	0.0	0.1	0.1	0.1	0.2	0.2	0.2
Western Hem. n.s.	399	9.7	9.2	10.9	10.9	10.7	10.5	1.0	1.0	1.4	1.5	1.4	1.4
Other Countries n.i.e	910	0.1	0.1	0.1	0.1	0.1	0.1	15.4	14.2	17.2	17.8	16.2	15.4
Korea, Dem. People's Rep.	954	0.1	0.1	0.1	0.1	0.1	0.1	15.4	14.1	17.1	17.7	16.2	15.4
Countries & Areas n.s.	898	4.0	3.7	4.4	4.4	4.4	4.3	3.2	3.2	4.3	4.8	4.5	4.3
Memorandum Items													
Africa	605	576.7	1,311.5	1,370.8	1,373.3	1,360.8	1,397.8	442.0	222.8	326.6	465.8	382.4	579.9
Middle East	405	403.5	386.2	453.3	424.9	402.1	364.5	4,482.3	4,751.2	5,984.1	6,448.0	6,191.2	6,089.8
European Union	998	822.1	720.3	733.5	857.7	860.0	843.4	1,663.5	1,944.8	1,893.0	2,266.7	2,634.6	2,881.1
Export earnings: fuel	080	337.7	327.0	390.6	388.5	368.9	340.3	2,910.1	3,208.8	3,861.3	4,112.0	4,204.6	4,068.3
Export earnings: nonfuel	092	2,573.4	3,311.1	3,887.6	4,131.1	3,812.7	3,859.6	10,623.6	11,711.8	14,553.0	16,351.2	15,976.5	15,412.0

Falkland Islands (323)

In Millions of U.S. Dollars

		Exports (FOB)						Imports (CIF)					
		2012	2013	2014	2015	2016	2017	2012	2013	2014	2015	2016	2017
IFS World	
World	001	196.8	178.7	189.8	186.8	262.0	196.7	141.0	139.9	207.1	268.4	97.0	129.7
Advanced Economies	110	176.5	150.9	168.8	164.2	231.0	178.9	139.9	130.2	195.4	256.9	89.8	121.3
Euro Area	163	155.0	129.4	142.5	138.6	182.2	160.9	33.6	45.8	63.9	33.0	20.2	58.1
Austria	122	e 0.0	e 0.0	e 0.0	e 0.0	e 0.0	e 0.0	e 0.3	e 0.0
Belgium	124	e 0.0	e 0.1	e 0.0	e 0.1	e 2.9	e 0.2	e 2.4	e 1.4	e 0.0	e 0.3
Cyprus	423	e 0.1	e 0.0	e 0.0
France	132	e 0.0	e 0.0	e 0.0	e 0.4	e 0.0	e 0.0	e 0.0	e 0.0	e 0.0	e 0.0	e 0.3	e 0.0
Germany	134	e 3.3	e 0.3	e 0.5	e 0.9	e 2.9	e 1.3	e 0.4	e 0.2	e 3.2	e 0.4	e 0.6	e 0.2
Greece	174	e 17.5	e 28.9	e 42.4	e 26.2	e 8.5	e 13.2
Ireland	178	e 0.0	e 0.1	e 0.0	e 0.0	e 0.0	e 1.2	e 0.0	e 0.1
Italy	136	e 0.0	e 0.1	e 0.0	e 0.0	e 0.0	e 0.0	e 0.4	e 0.2	e 0.1
Latvia	941	e 0.0	e 0.0	e 0.0	e 0.0	e 0.0	e 0.0	e 0.0	e 0.1	e 0.0	e 0.0
Lithuania	946	e 0.1
Netherlands	138	e 2.3	e 2.0	e 1.2	e 0.6	e 0.2	e 0.7	e 10.3	e 0.2	e 3.1	e 1.2	e 4.6	e 7.4
Slovenia	961	e 1.0	e 0.3	e 0.1	e 0.3
Spain	184	e 148.4	e 126.5	e 140.7	e 136.7	e 179.0	e 157.4	e 2.6	e 16.3	e 12.4	e 3.3	e 5.5	e 36.8
Australia	193	e 0.0	e 0.0	e 0.1	e 0.0	e 0.0	e 0.1	e 0.1	e 2.2	e 9.9	e 0.1	e 0.2
Canada	156	e 0.6	e 0.4	e 0.1	e 0.7	e 0.9	e 0.0	e 0.0	e 0.1	e 0.2	e 0.0	e 0.0	e 0.0
Czech Republic	935	e 0.0	e 0.1
Denmark	128	e 0.6	e 0.3	e 0.6	e 0.1	e 0.2	e 0.1	e 0.1	e 0.2	e 0.1	e 0.0	e 0.1	e 0.1
Iceland	176	e 0.0	e 0.0	e 0.0	e 0.0	e 0.1	e 0.0	e 0.0
Israel	436	e 0.1	e 0.6
Japan	158	e 0.8	e 0.5	e 0.2	e 0.7	e 0.3	e 0.9	e 0.0	e 0.0	e 0.1	e 0.1	e 0.1	e 0.0
Korea, Republic of	542	e 0.2	e 0.5	e 0.0	e 0.4	e 1.4	e 0.2	e 0.0	e 0.0	e 0.1	e 0.0	e 0.0	e 0.0
New Zealand	196	e 0.0	e 0.0	e 0.0	e 0.0	e 0.0	e 0.0	e 0.3	e 0.2	e 0.2	e 0.4	e 0.1	e 0.2
Norway	142	e 0.0	e 0.0	e 0.0	e 0.0	e 1.5	e 0.1	e 0.0	e 0.8	e 0.0	e 0.0
Singapore	576	e 1.2	e 0.0
Sweden	144	e 0.2	e 0.1	e 0.0	e 0.0	e 0.0	e 0.0	e 0.0	e 0.0	e 0.0	e 0.0
Switzerland	146	e 0.0	e 0.0	e 0.1	e 0.1	e 0.1	e 0.1	e 0.0	e 0.1
United Kingdom	112	e 8.5	e 6.8	e 6.8	e 10.2	e 26.0	e 5.6	e 99.4	e 82.2	e 120.2	e 209.4	e 66.8	e 61.9
United States	111	e 10.6	e 12.9	e 18.6	e 13.5	e 18.7	e 11.1	e 4.6	e 1.3	e 8.3	e 3.1	e 1.6	e 0.5
Emerg. & Dev. Economies	200	20.3	27.8	20.9	22.5	31.0	17.7	1.1	9.6	11.7	11.5	7.2	8.4
Emerg. & Dev. Asia	505	2.3	3.7	3.3	3.1	0.8	1.2	0.9	0.0	0.1	0.1	0.0	0.1
Bangladesh	513	e 0.9
India	534	e 1.0	e 1.0	e 3.1	e 1.9	e 0.9	e 0.0	e 0.0
Malaysia	548	e 0.2	e 1.2	e 0.2	e 0.7	e 0.1	e 0.0	e 0.0
Philippines	566	e 0.1	e 0.0	e 0.0
Thailand	578	e 0.2	e 1.3	e 0.0	e 0.6	e 0.7	e 1.1	e 0.1	e 0.0	e 0.0	e 0.1
Europe	170	12.0	7.2	7.3	6.5	5.5	7.0	0.1	8.1	10.2	5.4	0.0	1.9
Emerg. & Dev. Europe	903	9.6	6.7	3.4	3.6	4.7	6.1	0.0	0.0	0.0	0.0	0.0
Albania	914	e 0.0	e 0.0	e 0.9	e 0.2	e 0.2
Bosnia and Herzegovina	963	e 0.3	e 0.3	e 0.8	e 0.8	e 0.4	e 0.5
Bulgaria	918	e 2.5	e 4.3
Croatia	960	e 7.5	e 4.1	e 0.7	e 0.0
Faroe Islands	816	e 0.1	e 0.1	e 0.1	e 0.2	e 0.2	e 0.2
Macedonia, FYR	962	e 0.0	e 0.1	e 0.1	e 0.1	e 0.1	e 0.0
Montenegro	943	e 0.6	e 0.6	e 0.9	e 0.9	e 0.8	e 0.4
Romania	968	e 0.2	e 0.0
Serbia, Republic of	942	e 1.0	e 1.5	e 0.6	e 0.6	e 0.3	e 0.4
Turkey	186	e 0.0	e 0.0	e 0.1	e 0.0	e 0.0	e 0.0
CIS	901	2.4	0.5	3.9	2.9	0.9	1.0	0.1	8.1	10.2	5.4	0.0	1.9
Azerbaijan, Rep. of	912	e 0.1
Moldova	921	e 0.1	e 0.1	e 0.1	e 0.1	e 0.0	e 0.0
Russian Federation	922	e 0.0	e 0.0	e 1.0	e 1.3	e 0.0	e 0.9	e 0.1	e 8.1	e 10.2	e 5.4	e 0.0	e 1.9
Ukraine	926	e 2.3	e 0.4	e 2.8	e 1.5	e 0.7
Mid East, N Africa, Pak	440	0.4	0.6	0.2	0.3	0.2	2.2	0.1
Algeria	612	e 0.1	e 0.1
Egypt	469	e 0.0	e 0.0	e 0.1
Morocco	686	e 0.3	e 0.5	e 0.1	e 0.2	e 2.0

Falkland Islands (323)

In Millions of U.S. Dollars

		Exports (FOB)						Imports (CIF)					
		2012	2013	2014	2015	2016	2017	2012	2013	2014	2015	2016	2017
Saudi Arabia	456	e 0.2	e 0.1
Sub-Saharan Africa	603	5.5	16.4	10.1	12.6	24.3	7.3	0.1	1.4	1.5	5.9	7.1	6.5
Côte d'Ivoire	662	e 0.0	e 0.0	e 0.0	e 0.0	e 0.0	e 5.4	e 6.5	e 5.5
Mauritius	684	e 0.1	e 0.0	e 0.0
Namibia	728	e 2.2	e 12.8	e 8.6	e 8.1	e 23.2	e 6.8	e 0.0	e 1.3	e 1.2	e 0.3	e 0.4	e 0.7
Niger	692	e 0.0	e 0.1	e 0.0	e 0.0	e 0.0
Nigeria	694	e 1.4	e 1.1
South Africa	199	e 3.1	e 2.2	e 1.3	e 3.4	e 1.2	e 0.4	e 0.1	e 0.1	e 0.2	e 0.2	e 0.2	e 0.2
Western Hemisphere	205	0.2	0.0	0.0	0.0	0.1	0.1	0.0	0.1	0.0	0.0
Brazil	223	e 0.0	e 0.0	e 0.0	e 0.0	e 0.0	e 0.0	e 0.0	e 0.1
Ecuador	248	e 0.1
Mexico	273	e 0.1	e 0.0	e 0.0	e 0.0	e 0.0	e 0.0
Memorandum Items													
Africa	605	5.8	16.9	10.1	12.8	24.6	9.3	0.1	1.4	1.5	5.9	7.1	6.5
Middle East	405	0.1	0.0	0.2	0.0	0.1	0.1
European Union	998	171.8	140.7	150.8	148.9	211.0	171.0	133.2	128.2	184.1	242.4	87.3	120.2
Export earnings: fuel	080	0.1	1.4	1.2	2.5	0.1	1.2	0.1	8.1	10.2	5.4	0.0	1.9
Export earnings: nonfuel	092	196.7	177.3	188.6	184.3	261.9	195.5	140.9	131.7	196.9	263.0	96.9	127.9

Faroe Islands (816)

In Millions of U.S. Dollars

		Exports (FOB)						Imports (CIF)					
		2012	2013	2014	2015	2016	2017	2012	2013	2014	2015	2016	2017
IFS World	
World	001	1,019.2	1,192.3	1,421.5	1,467.3	1,556.2	1,690.9	1,316.3	1,295.9	1,297.4	1,239.9	1,172.1	1,193.9
Advanced Economies	110	786.3	893.1	948.7	856.5	917.6	936.5	1,030.3	1,004.5	995.8	754.6	828.2	858.8
Euro Area	163	353.9	329.5	357.7	397.8	345.4	393.7	259.9	265.2	254.1	257.3	289.7	265.1
Austria	122	0.0	0.0	0.0	0.0	0.0	0.0	1.0	1.4	2.1	2.0	3.2	2.6
Belgium	124	5.4	5.4	5.3	5.3	6.0	5.4	9.7	7.4	19.2	6.1	5.8	10.5
Cyprus	423	0.3	0.3	0.3	0.3	0.3	0.3	0.0	0.0	0.0	0.0	2.9	0.0
Estonia	939	0.2	1.7	2.6	0.3	0.9	0.8	1.8	2.1	0.9	0.9	0.9	4.3
Finland	172	41.6	41.5	42.0	41.5	41.6	41.6	6.3	10.1	8.1	8.9	7.0	15.5
France	132	21.1	21.5	21.0	21.0	21.0	21.3	18.1	17.4	18.7	17.9	18.0	21.7
Germany	134	167.8	154.8	169.4	142.8	145.3	141.4	126.5	74.6	84.7	76.2	131.9	92.2
Greece	174	9.9	6.6	6.6	2.2	2.4	5.6	0.4	42.5	0.4	0.4	0.6	0.5
Ireland	178	0.0	0.1	0.0	0.1	0.3	60.8	60.6	60.7	61.0	60.5	60.8
Italy	136	35.1	35.1	35.0	35.1	35.2	35.5	4.6	3.9	4.6	17.0	20.1	7.2
Latvia	941	1.9	2.0	2.1	2.0	2.2	4.8	0.6	2.0	3.0	2.6	2.5	2.5
Lithuania	946	5.7	9.2	3.4	3.1	7.2	1.7	4.0	3.0	4.0	4.8	6.3	7.5
Luxembourg	137	0.1	0.0	0.0	0.0	0.0	0.0	0.0	0.0	0.1	0.1	0.1	0.8
Malta	181	0.1	1.1	0.1	0.1	0.1	0.1	0.0	0.0	0.0	0.0	0.0	0.0
Netherlands	138	17.0	13.4	15.0	13.3	11.7	14.5	14.1	26.6	27.6	47.1	17.6	27.3
Portugal	182	0.3	0.0	0.1	2.6	3.2	3.8	4.4	4.8	3.7	2.6
Slovak Republic	936	0.0	0.1	0.4	0.4	0.5	0.7	1.9
Slovenia	961	0.0	2.7	2.3	2.5	2.3	2.6	2.3
Spain	184	47.4	36.8	54.6	130.6	71.2	118.1	6.0	7.0	12.7	4.8	5.2	4.9
Australia	193	0.0	0.0	0.0	0.0	0.0	0.0	0.6	0.6	0.6	0.6	0.6	0.6
Canada	156	12.9	12.1	11.0	13.9	9.1	8.8	3.8	3.6	4.5	3.6	4.0	3.4
China,P.R.: Hong Kong	532	0.6	0.6	0.6	0.6	0.6	0.6	1.8	1.9	1.9	2.0	2.0	2.0
China,P.R.: Macao	546	e 0.1	0.1	0.1	0.1	0.1	0.1	0.1
Czech Republic	935	e 0.0	e 0.0	e 0.0	2.1	3.6	4.0	2.3	3.6	3.6
Denmark	128	89.8	94.6	95.1	77.7	97.3	103.3	300.5	323.0	311.4	285.7	324.9	398.9
Iceland	176	8.2	13.9	16.0	16.3	27.1	15.3	41.9	39.6	34.7	24.4	38.8	26.0
Israel	436	0.0	0.0	0.0	0.0	0.0	0.0	0.4	0.4	0.5	0.5	0.5	0.5
Japan	158	16.4	17.1	17.4	17.6	17.7	17.7	12.4	13.0	13.2	13.3	13.4	13.4
Korea, Republic of	542	0.0	0.0	0.5	0.1	1.0	0.0	2.7	2.2	2.1	2.1	2.0	2.6
New Zealand	196	0.4	0.4	0.4	0.4	0.4	0.4	4.5	4.4	4.4	3.8	3.4	3.9
Norway	142	39.2	38.8	55.4	53.7	51.2	68.1	335.5	290.3	289.5	101.5	94.2	81.9
Singapore	576	0.7	3.2	3.2	0.9	1.1	0.4	1.1	0.3	0.8	2.1	1.0	0.8
Sweden	144	13.2	12.5	23.0	9.2	8.9	11.2	35.3	31.5	46.0	33.4	30.3	34.6
Switzerland	146	e 1.0	e 1.5	e 1.8	e 2.4	e 3.6	e 1.3	0.3	0.1	0.1	0.1	0.1	0.1
Taiwan Prov.of China	528	e 4.0	e 0.1
United Kingdom	112	201.3	284.6	274.6	196.9	264.6	236.7	25.9	22.2	25.4	19.4	17.0	19.2
United States	111	48.7	84.3	92.0	65.1	89.6	78.9	1.7	2.5	2.4	2.4	2.6	2.1
Emerg. & Dev. Economies	200	232.9	299.3	472.7	610.8	638.6	754.5	281.8	286.9	297.2	480.1	339.1	329.6
Emerg. & Dev. Asia	505	85.0	110.3	140.7	163.1	138.9	135.3	155.9	158.4	158.1	216.7	157.5	157.9
Bangladesh	513	0.8	0.8	0.8	0.8	0.8	0.8
Cambodia	522	0.1	0.1	0.1	0.1	0.1	0.1
China,P.R.: Mainland	924	83.1	108.1	138.6	160.9	136.7	133.4	129.1	129.3	129.7	188.5	129.6	129.9
India	534	1.4	3.3	2.7	1.3	0.8	0.3
Indonesia	536	0.1	0.2	0.2	0.2	0.2	0.1	0.8	0.8	0.8	0.8	0.8	0.8
Malaysia	548	0.1	0.1	0.1	0.1	0.1	0.1	0.1	0.1	0.1
Myanmar	518	e 0.0	0.0	0.0	0.0	0.1	0.1	0.1
Philippines	566	0.8	0.7	0.6	0.6	0.4	0.4	0.1	0.1	0.1	0.1	0.1	0.1
Thailand	578	0.2	0.3	0.3	0.6	0.6	0.4	18.1	18.1	18.1	18.1	19.0	18.7
Vietnam	582	0.7	0.8	0.9	0.7	0.8	0.8	1.3	1.3	1.3	1.5	1.4	1.6
Asia n.s.	598	4.1	4.4	4.3	5.2	4.7	5.4
Europe	170	71.0	98.5	239.7	371.1	411.6	531.9	54.8	57.3	68.0	192.0	110.4	100.4
Emerg. & Dev. Europe	903	23.4	40.6	17.5	26.8	65.1	75.2	51.8	54.3	61.0	181.1	83.3	91.0
Albania	914	e 0.0	e 0.1	0.0	0.0	0.0	0.0	0.0	0.0
Bosnia and Herzegovina	963	e 0.0	e 0.1	e 0.0	e 0.0	e 0.0	0.0	0.0	0.0	0.0	0.0	0.0
Bulgaria	918	0.5	0.0	0.0	0.5	0.9	0.3	0.0	0.1	0.0	0.0	0.0
Croatia	960	0.1	0.1	0.1	0.2	0.1	0.1

Faroe Islands (816)

In Millions of U.S. Dollars

		Exports (FOB)						Imports (CIF)					
		2012	2013	2014	2015	2016	2017	2012	2013	2014	2015	2016	2017
Gibraltar	823	0.3	0.3	0.3	0.3	0.3	0.3	0.0	0.0	0.0	0.0	0.0	0.0
Hungary	944	0.0	0.0	0.0	1.0	1.0	1.3	2.9	1.1	1.4
Macedonia, FYR	962	e 0.1	e 0.0	e 0.0	e 0.0	e 0.1	e 0.0	0.0	0.0	0.0	0.0	0.0	0.0
Montenegro	943	e 0.1	e 0.0	e 0.0	e 0.0	e 0.0
Poland	964	22.1	40.1	17.0	25.8	63.8	74.2	43.1	45.6	52.3	48.8	75.3	82.2
Romania	968	0.2	0.0	0.0	0.0	1.2	1.2	1.0	1.5	0.2	0.7
Serbia, Republic of	942	e 0.2	e 0.0	e 0.0	e 0.1	e 0.2	0.0	0.0	0.0	0.4	0.2	0.3
Turkey	186	0.0	0.0	0.0	0.0	6.4	6.1	6.1	127.4	6.3	6.3
CIS	901	47.6	58.0	222.2	344.3	346.5	456.7	2.9	3.1	7.0	10.9	27.1	9.4
Armenia	911	e 0.1	e 0.1
Azerbaijan, Rep. of	912	e 0.5	e 0.2
Belarus	913	0.4	0.3	0.3	0.8	0.7	1.7	0.0	0.0	0.0	0.0	0.0	0.0
Georgia	915	0.5	0.2	0.4	0.7	0.0	0.0	0.0	0.0	0.0	0.0
Kazakhstan	916	0.3	0.3	0.3	0.3	0.3	0.7	0.0	0.0	0.0	0.0	0.0	0.0
Kyrgyz Republic	917	0.1	0.1	0.1	0.1	0.1	0.1	0.0	0.0	0.0	0.0	0.0	0.0
Moldova	921	0.1	0.1	0.1	0.1	0.1	0.1	0.0	0.0	0.0	0.0	0.0	0.0
Russian Federation	922	40.5	49.1	210.7	337.8	341.6	450.5	2.0	2.1	6.0	9.9	26.2	8.4
Ukraine	926	5.6	8.0	10.5	4.8	2.4	3.1	0.9	0.9	0.9	0.9	0.9	0.9
Mid East, N Africa, Pak	440	1.4	1.5	2.7	1.4	2.6	1.9	1.4	1.4	1.4	1.4	1.4	1.4
Egypt	469	1.3	1.3	1.3	1.3	1.3	1.3	0.3	0.3	0.3	0.3	0.3	0.3
Iran, I.R. of	429	0.1	0.1	0.1	0.1	0.1	0.1
Kuwait	443	e 0.0	e 0.0	e 0.9	e 0.0	0.0	0.0	0.0	0.0	0.0	0.0
Lebanon	446	e 0.0	e 0.4	e 0.0	e 0.3	e 0.2	0.0	0.0	0.0	0.0	0.0	0.0
Morocco	686	0.0	0.1	0.9	0.1	0.1	0.1	0.1	0.1	0.1
Pakistan	564	e 0.0	e 0.0	e 0.0	e 0.1	e 0.0	0.3	0.3	0.3	0.3	0.3	0.3
Saudi Arabia	456	0.0	0.0	0.0	0.0	0.0	0.1	0.0	0.0	0.0	0.0	0.0	0.0
Tunisia	744	e 0.0	e 0.0	0.5	0.5	0.5	0.5	0.5	0.5
United Arab Emirates	466	0.1	0.0	0.0	0.0	0.0	0.0	0.0
Sub-Saharan Africa	603	45.8	58.8	59.4	46.5	55.8	55.7	1.5	1.5	1.4	1.5	1.4	1.5
Angola	614	e 0.0	e 0.1	0.0	0.0	0.0	0.0	0.0	0.0
Cameroon	622	0.1	0.1	0.1	0.1	0.1	0.1
Congo, Dem. Rep. of	636	0.0	0.0	0.1	0.0	0.1	0.1	0.0	0.0	0.0	0.0	0.0	0.0
Congo, Republic of	634	0.1	0.1	0.1	0.1	0.1	0.1
Côte d'Ivoire	662	e 1.4	e 4.7	e 3.0	e 1.6	e 1.3	e 1.5	0.0	0.0	0.0	0.0	0.0	0.0
Equatorial Guinea	642	0.2	0.3	0.2	0.3	0.3	0.3
Eswatini, Kingdom of	734	0.1	0.1	0.1	0.1	0.1	0.1
Estonia	939	0.2	1.7	2.6	0.3	0.9	0.8	1.8	2.1	0.9	0.9	0.9	4.3
Mauritius	684	0.0	0.0	0.1	0.0	0.0	0.0	0.0	0.0	0.0	0.0	0.0
Namibia	728	3.0	3.6	3.7	3.0	3.6	3.6	0.0	0.0	0.0	0.0	0.0	0.0
Nigeria	694	41.2	49.9	51.9	41.7	50.6	50.4
South Africa	199	0.2	0.5	0.6	0.1	0.1	0.1	0.7	0.7	0.6	0.6	0.6	0.6
Togo	742	0.1	0.1	0.1	0.1	0.1	0.1
Western Hemisphere	205	29.8	30.1	30.4	28.8	29.8	29.7	68.3	68.3	68.3	68.4	68.4	68.4
Argentina	213	2.1	2.1	2.1	2.1	2.1	2.1
Bahamas, The	313	0.2	0.2	0.2	0.2	0.2	0.2
Belize	339	0.1	0.1	0.1	0.1	0.1	0.1	0.0	0.0	0.0	0.0	0.0	0.0
Brazil	223	e 1.2	e 0.5	e 0.5	e 0.2	e 0.0	e 0.0	0.2	0.1	0.1	0.1	0.0
Chile	228	0.3	0.3	0.3	0.3	0.3	0.3	51.6	51.6	51.6	51.6	51.6	51.6
Colombia	233	e 0.0	e 0.0	e 0.0	e 0.0	0.6	0.6	0.6	0.6	0.6	0.6
Costa Rica	238	e 0.0	e 0.0	0.5	0.5	0.5	0.5	0.5	0.5
Ecuador	248	0.1	0.1	0.1	0.1	0.1	0.1	0.1	0.1	0.1	0.1	0.1	0.1
Falkland Islands	323	0.1	0.2	0.1	0.2	0.2	0.2
Greenland	326	4.9	5.9	6.1	4.9	6.0	6.0	0.0	0.0	0.0	0.1	0.0	0.1
Guatemala	258	0.1	0.1	0.1	0.1	0.1	0.1	0.0	0.0	0.0	0.0	0.0	0.0
Jamaica	343	0.2	0.2	0.2	0.2	0.2	0.2
Mexico	273	0.5	0.5	0.5	0.5	0.5	0.5
Panama	283	0.2	0.2	0.2	0.2	0.2	0.2	0.1	0.1	0.1	0.1	0.1	0.1
Paraguay	288	0.2	0.2	0.2	0.2	0.2	0.2
Peru	293	22.7	22.7	22.7	22.7	22.7	22.7	10.9	10.9	10.9	10.9	10.9	10.9
Uruguay	298	0.1	0.1	0.1	0.1	0.1	0.1	1.1	1.1	1.1	1.1	1.1	1.1

Faroe Islands (816)

In Millions of U.S. Dollars

		Exports (FOB)						Imports (CIF)					
		2012	2013	2014	2015	2016	2017	2012	2013	2014	2015	2016	2017
Other Countries n.i.e	910	0.1	0.2	0.1	0.2	0.2	0.2
Korea, Dem. People's Rep.	954	0.1	0.1	0.1	0.1	0.1	0.2
Countries & Areas n.s.	898	4.0	4.3	4.2	5.1	4.7	5.3
Memorandum Items													
Africa	605	45.8	58.9	59.4	46.5	56.7	55.7	2.1	2.1	2.0	2.1	2.0	2.1
Middle East	405	1.4	1.4	2.7	1.4	1.7	1.8	0.4	0.4	0.4	0.4	0.4	0.5
European Union	998	681.0	761.4	767.4	707.8	780.9	819.4	669.1	693.6	695.7	651.5	742.2	805.8
Export earnings: fuel	080	82.2	99.5	263.8	379.9	393.1	502.2	3.3	3.4	7.3	11.3	27.5	9.8
Export earnings: nonfuel	092	937.0	1,092.8	1,157.7	1,087.4	1,163.1	1,188.7	1,313.0	1,292.5	1,290.1	1,228.6	1,144.6	1,184.1

Fiji (819)

In Millions of U.S. Dollars

		Exports (FOB)						Imports (CIF)					
		2012	2013	2014	2015	2016	2017	2012	2013	2014	2015	2016	2017
IFS World		1,218.9	1,108.1	1,219.8	980.2	925.7	995.7	2,251.9	2,826.5	2,655.9	2,263.9	2,315.9	2,409.2
World	001	928.1	853.1	1,108.9	743.2	768.3	797.9	2,363.3	2,911.0	3,343.2	2,134.3	2,360.6	2,486.3
Advanced Economies	110	609.8	519.3	635.2	446.2	488.4	559.8	1,816.6	2,200.4	2,493.8	1,547.3	1,682.4	1,783.6
Euro Area	163	6.5	29.5	9.8	21.6	22.1	45.4	35.7	437.5	213.1	91.0	62.4	53.3
Austria	122	0.1	0.1	0.0	0.1	0.0	0.1	0.3	0.7	1.2	0.5	2.3	2.5
Belgium	124	0.0	0.1	0.8	0.1	0.1	0.2	1.2	2.1	1.9	2.5	3.0	7.8
Cyprus	423	0.0	0.0	0.1	0.0	0.1	0.1	0.1
Finland	172	0.0	0.0	0.0	0.0	0.2	0.2	1.3	18.4	1.8	1.4
France	132	0.4	1.1	1.3	0.4	0.6	4.4	9.4	413.4	135.4	11.6	21.9	16.4
Germany	134	1.9	1.8	3.4	1.7	1.7	1.8	8.7	10.5	17.8	9.9	9.9	8.6
Greece	174	0.0	0.0	0.0	0.0	0.0	0.0	0.9	0.0
Ireland	178	0.0	0.0	0.0	0.0	0.0	3.9	3.0	1.0	1.1	1.5	0.8
Italy	136	0.1	0.1	0.1	0.0	0.2	0.1	3.6	4.4	13.2	6.6	14.0	7.3
Lithuania	946	0.0	0.0	0.2	0.0
Luxembourg	137	0.0	0.1	0.2	0.1	0.2	0.1
Netherlands	138	2.0	3.7	3.8	3.3	18.7	2.3	5.8	2.2	4.0	39.2	4.9	5.4
Portugal	182	1.9	0.0	0.1	16.1	0.1	1.9	0.0	0.0	0.3	0.2	0.0
Slovak Republic	936	0.0	0.0	0.0	0.0	0.0	0.0	0.1
Slovenia	961	0.0	0.2	0.0	0.0	0.0	0.0	0.0	0.0
Spain	184	0.0	22.6	0.0	0.0	0.7	36.5	0.4	0.8	37.2	0.7	1.6	2.8
Australia	193	181.1	150.5	158.6	135.5	138.9	147.0	412.4	383.6	454.9	320.2	402.1	401.4
Canada	156	4.1	3.0	5.2	3.7	4.6	9.6	9.9	7.7	14.9	17.8	10.8	16.1
China,P.R.: Hong Kong	532	16.7	15.8	29.6	17.6	15.6	9.7	46.3	51.2	73.6	50.7	60.7	65.3
China,P.R.: Macao	546	0.3	0.4	0.4	0.2	0.3	0.3	0.2	0.1	0.1	0.1	0.1	0.0
Czech Republic	935	0.2	0.1	0.1	0.1	0.1	0.1	0.1	0.5	0.3	0.0	0.1	0.0
Denmark	128	0.3	0.0	0.0	0.1	1.1	2.5	3.8	2.0	5.4	6.5
Iceland	176	0.0	0.0	0.0	0.1	0.1	0.2	0.1	0.0	0.0
Israel	436	0.1	0.1	0.1	0.1	0.1	0.1	2.6	3.0	2.8	2.6	2.4	2.3
Japan	158	72.2	31.2	59.7	34.7	28.8	32.6	50.2	68.7	124.1	97.1	159.0	92.6
Korea, Republic of	542	6.0	3.6	6.1	2.6	2.5	4.1	26.7	43.2	66.7	132.2	78.0	96.0
New Zealand	196	55.5	59.1	65.2	41.7	65.0	65.3	312.3	344.5	454.5	297.4	403.5	417.2
Norway	142	0.0	4.8	0.0	0.0	0.0	0.0	0.0	0.1	0.1	0.1	0.0	0.1
Singapore	576	10.7	11.1	14.5	4.9	4.9	7.0	717.4	594.4	833.2	396.3	356.1	462.8
Sweden	144	0.1	0.0	0.2	0.1	0.1	0.1	0.7	1.0	4.4	0.8	1.9	0.7
Switzerland	146	0.3	0.1	0.0	0.0	0.0	0.1	9.6	16.3	17.9	9.4	10.6	14.5
Taiwan Prov.of China	528	e 3.8	e 3.9	e 8.9	e 3.7	e 3.3	e 2.1	e 110.7	e 85.2	e 92.7	e 53.4	e 44.2	e 66.3
United Kingdom	112	101.7	58.6	105.6	39.2	34.8	51.0	12.2	32.6	17.0	15.0	20.1	19.1
United States	111	150.4	147.4	170.8	140.3	167.4	185.3	68.3	128.2	119.3	61.3	64.7	69.1
Vatican	187	0.0	0.0	0.0	0.1	0.0	0.1	0.0
Emerg. & Dev. Economies	200	317.5	333.5	473.7	297.0	279.7	238.1	442.6	666.9	821.6	569.0	659.0	691.3
Emerg. & Dev. Asia	505	284.2	318.9	450.7	273.5	270.6	227.7	422.5	631.4	780.6	539.5	629.9	663.3
American Samoa	859	29.4	28.3	25.0	12.2	12.6	10.8	0.2	0.0	0.3	0.2	0.0	0.0
Bangladesh	513	0.0	0.0	0.4	0.2	0.3	0.7	1.1	2.0	1.9
Brunei Darussalam	516	0.0	0.0	0.0	0.0	0.1	0.1	0.0	0.2
Cambodia	522	0.1	0.0	0.1	0.1	0.2	0.2	0.0	0.0	0.0	0.0	0.0	0.0
China,P.R.: Mainland	924	16.2	28.9	80.5	40.8	47.6	47.5	198.6	281.7	443.4	303.5	355.2	380.5
F.T. French Polynesia	887	5.2	4.4	4.9	3.6	4.2	6.3	0.1	0.3	0.0	0.0	0.0	0.0
F.T. New Caledonia	839	10.0	13.9	10.9	8.5	3.5	8.9	0.3	3.2	0.2	0.2	0.3	0.6
Guam	829	0.1	0.2	0.2	0.3	0.2	0.4	0.0	0.0	0.0	0.0	0.0	0.0
India	534	5.8	1.9	1.1	0.3	1.0	14.3	39.3	48.7	58.7	48.4	51.3	57.1
Indonesia	536	1.4	1.7	1.7	0.7	0.7	0.4	21.4	22.2	29.1	19.1	24.6	25.4
Kiribati	826	26.6	44.4	46.4	35.2	31.4	24.0	0.1	0.0	1.3	0.2	0.7	2.2
Lao People's Dem.Rep	544	0.5	0.1	0.0	0.5	0.0	0.0	0.0
Malaysia	548	2.1	1.4	3.8	6.3	1.1	2.5	49.4	145.5	110.0	44.1	54.9	50.8
Marshall Islands	867	0.6	0.8	1.6	1.2	0.8	1.6	0.0	0.1	0.0	0.0	0.3	0.3
Micronesia	868	0.2	0.2	0.2	0.2	0.3	0.2	0.0	0.0	0.1	0.1	0.1
Myanmar	518	0.0	0.0	0.0	0.0	0.2	0.0	0.2	0.0	0.0	0.0	0.2	0.1
Nauru	836	8.5	14.0	34.1	19.4	3.8	4.5	0.1	0.0	0.2	0.0	0.0	0.0
Palau	565	0.0	0.0	0.0	0.1	0.0	0.0	0.0	0.0	0.0	0.0	0.0	0.0
Papua New Guinea	853	41.1	34.1	23.9	18.5	17.1	9.2	2.5	3.9	5.4	4.2	5.1	5.0

Fiji (819)

In Millions of U.S. Dollars

		Exports (FOB)						Imports (CIF)					
		2012	2013	2014	2015	2016	2017	2012	2013	2014	2015	2016	2017
Philippines	566	0.1	0.8	0.0	0.0	2.9	1.6	1.4	2.2	1.4	1.6	3.3	2.4
Samoa	862	20.6	23.0	35.4	21.0	22.6	23.0	0.1	0.3	0.6	0.4	0.2	0.3
Solomon Islands	813	13.2	13.7	19.7	10.8	11.6	13.0	3.3	1.7	2.9	2.7	2.3	1.8
Sri Lanka	524	0.8	0.1	1.3	0.9	1.9	0.9	3.3	3.5	3.5	3.8	3.8	3.8
Thailand	578	10.3	6.2	15.5	1.7	5.6	10.4	48.5	59.6	55.8	56.5	60.1	54.9
Timor-Leste	537	0.6	0.3	0.6	0.4	4.8	0.4	0.0	0.0	0.0	0.0
Tonga	866	55.4	57.0	55.2	46.5	39.0	0.8	0.3	0.1	0.2	0.1
Tuvalu	869	8.4	10.5	48.3	9.5	9.0	10.6	0.1	0.1	0.3	0.1	0.0	0.0
Vanuatu	846	24.4	28.2	33.6	29.8	38.8	31.8	4.3	4.5	2.8	2.5	2.4	7.7
Vietnam	582	3.1	4.5	6.7	5.9	9.2	4.9	17.4	17.9	16.9	13.3	18.1	20.9
Asia n.s.	598	30.8	35.3	46.6	37.3	44.7	47.3
Europe	170	0.2	0.6	0.5	12.1	0.2	0.5	1.3	2.5	3.2	3.3	2.7	4.3
Emerg. & Dev. Europe	903	0.1	0.3	0.1	12.1	0.1	0.3	1.1	2.0	1.2	1.8	1.5	2.0
Bosnia and Herzegovina	963	0.0	0.1	0.0	0.0	0.0	0.0	0.0	0.0
Bulgaria	918	0.0	0.0	0.0	0.0	0.0	0.2	0.1	0.1	0.2	0.2	0.2
Croatia	960	0.0	0.0	0.0	0.2	0.1
Gibraltar	823	0.8	0.0
Hungary	944	0.0	0.0	0.1	0.0	0.1	0.0	0.0	0.0
Poland	964	0.0	0.2	0.1	0.0	0.1	0.0	0.0	0.0	0.1	0.2	0.1	0.1
Romania	968	12.0	0.0	0.0	0.2	0.1	0.0	0.0	0.0	0.0
Turkey	186	0.0	0.1	0.0	0.0	0.0	0.2	0.7	1.0	0.8	1.4	1.1	1.5
CIS	901	0.2	0.3	0.4	0.1	0.0	0.2	0.2	0.5	2.0	1.5	1.2	2.3
Armenia	911	0.1	0.0	0.0
Azerbaijan, Rep. of	912	0.2	0.1	0.0	0.0	0.0	0.0	0.0
Belarus	913	0.3	1.2	0.6	0.7
Georgia	915	0.0	0.1	0.0	0.1	0.1	0.4	0.2	0.4	0.5
Russian Federation	922	0.0	0.2	0.0	0.0	0.0	0.0	1.6	0.0	0.0	1.0
Turkmenistan	925	0.1
Ukraine	926	0.0	0.1	0.0	0.0	0.0	0.2	0.1	0.0	0.0	0.0	0.1	0.2
Mid East, N Africa, Pak	440	1.2	1.8	7.3	1.9	1.6	6.2	7.2	5.2	7.4	7.4	8.3	7.4
Bahrain, Kingdom of	419	0.0	0.1	0.2	0.0	0.0	0.1	0.0	0.0	0.0
Egypt	469	0.0	0.0	0.0	0.3	0.3	0.2	0.3	0.1	0.1
Iran, I.R. of	429	0.0	5.0	0.0	0.0	0.0	0.0	0.0	0.0	0.1	0.2
Iraq	433	0.0	0.0	0.0	0.0	0.0	0.2	0.0	0.0	0.0	0.0	0.0
Jordan	439	0.0	0.1	0.0	0.0	0.0	0.0	0.0	0.0	0.0	0.0	0.0
Kuwait	443	0.2	0.3	0.8	0.2	0.1	0.3	0.0	0.0	0.0	0.0	0.0	0.0
Lebanon	446	0.0	0.0	0.0	0.1	0.0	0.1	0.0	0.3
Morocco	686	0.0	0.0	0.0	0.0	0.0	0.0	0.1	0.0	0.0	0.0
Oman	449	0.2	0.2	0.1	0.0	0.6	0.1	0.2	0.2	0.3	0.1
Pakistan	564	0.0	0.0	0.0	0.1	0.0	0.7	2.6	2.4	2.2	2.0	1.6	1.4
Qatar	453	0.0	0.2	0.1	0.1	0.1	0.2	0.1	0.4	1.6	0.9	1.2	0.8
Saudi Arabia	456	0.2	0.1	0.2	0.2	0.2	0.3	2.6	0.3	0.3	0.8	0.1	0.1
Syrian Arab Republic	463	0.0	0.0	0.0	0.1
United Arab Emirates	466	0.7	0.9	0.8	1.0	0.9	4.4	0.9	1.5	2.6	3.1	4.7	4.4
Sub-Saharan Africa	603	3.3	1.5	2.9	2.1	2.3	1.4	7.5	19.3	23.3	12.7	11.7	11.5
Benin	638	0.1	0.0
Cabo Verde	624	0.1	0.0	0.0	0.0	0.0
Cameroon	622	0.0	0.0	0.2	0.0	0.0	0.1	0.0	0.0	0.0
Côte d'Ivoire	662	0.0	0.0	0.0	0.1
Eswatini, Kingdom of	734	0.0	0.0	0.0	0.0	0.0	2.9	16.6	19.5	10.2	8.4	8.2
Ethiopia	644	0.1	0.0	0.0	0.1	0.0	0.0	0.0	0.0
Gabon	646	0.0	0.0	0.0	0.1	0.0
Gambia, The	648	0.1	0.0	0.1	0.1	0.0	0.0	0.0	0.0
Ghana	652	0.0	0.1	0.0	0.0	0.0	0.0	0.0	0.0
Kenya	664	0.0	0.0	0.0	0.0	0.0	0.1	0.1	0.1	0.0	0.2	0.1
Madagascar	674	0.0	0.0	0.1	0.0	0.1	0.0	0.0
Malawi	676	0.0	0.2	0.2	0.2	0.1	0.2	0.2
Mozambique	688	0.0	0.0	0.0	0.1	0.0	0.1	0.1	0.1	0.0	0.0	0.0	0.0
Namibia	728	0.1	0.0	0.0	0.1	0.0	0.3	0.1	0.0	0.1	0.4	0.2
Niger	692	0.0	0.0	0.0	0.0	0.0	0.1

Fiji (819)

In Millions of U.S. Dollars

		Exports (FOB)						Imports (CIF)					
		2012	2013	2014	2015	2016	2017	2012	2013	2014	2015	2016	2017
Sierra Leone	724	0.1	0.0	0.0	0.1	0.0	0.0	0.0
South Africa	199	2.9	1.3	2.2	1.6	2.0	1.1	3.7	2.1	3.0	2.1	2.3	2.4
Togo	742	0.0	0.3	0.2	0.0	0.0	0.0	0.0	0.1
Africa n.s.	799	0.0	0.0	0.0	0.1	0.0	0.1
Western Hemisphere	205	28.5	10.7	12.3	7.4	5.0	2.4	4.1	8.5	7.1	6.1	6.4	4.7
Antigua and Barbuda	311	0.0	0.2	0.0	0.0	0.0	0.0
Argentina	213	0.0	0.0	0.0	0.0	0.0	0.7	0.8	1.0	0.4	0.4	0.4
Barbados	316	0.0	0.0	0.2	0.1	0.0	0.0	0.0	0.0	0.0	0.0
Brazil	223	0.0	0.1	0.0	0.0	0.1	0.7	1.0	1.2	0.9	1.1	1.0
Chile	228	0.0	0.0	0.0	0.0	0.2	0.5	0.7	0.8	1.3	0.6	0.9
Colombia	233	0.5	0.0	0.0	0.2	0.0	0.2	0.1	0.2	0.2	0.3	0.2
Costa Rica	238	0.1	0.0	0.0	0.0	0.0	0.2	0.0
Curacao	354	0.0	0.1	0.0	0.0	0.0	0.0	0.2	0.1
Dominica	321	2.7	1.1	0.8	0.5	0.1	0.0	0.0
Dominican Republic	243	4.5	5.7	6.9	5.6	2.4	0.6	0.0	0.0
Ecuador	248	0.0	0.2	0.1	0.4	0.0	0.1	0.0	0.0
Guatemala	258	1.3	0.1	0.0	0.1	0.1	0.2	0.0	0.0	0.1	0.1
Haiti	263	3.1	0.0	0.0	0.0
Jamaica	343	0.1	0.1	0.0	0.0	0.1	0.0	0.0	0.1	0.1
Mexico	273	0.0	0.1	0.0	0.0	0.0	0.4	1.0	1.3	1.6	1.1	1.6
Panama	283	19.3	2.9	1.6	1.5	1.0	0.7	0.3	4.2	1.3	1.4	1.8
Paraguay	288	0.1	0.0	0.1	0.0
Peru	293	0.0	0.0	0.7	0.4	0.4	0.0	0.0
St. Vincent & Grens.	364	e 0.0	0.0	0.0	0.1
Suriname	366	0.0	0.0	0.0	0.0	0.1	0.0
Trinidad and Tobago	369	0.3	0.3	0.1	0.0	0.0	0.0	0.0	0.1	0.0	0.0
Venezuela, Rep. Bol.	299	0.1	0.0	0.0	0.0	0.0	0.2	0.0	0.1	0.0
Western Hem. n.s.	399	0.0	0.0	0.3	0.0	0.3	0.1
Other Countries n.i.e	910	0.9	0.3	0.0	0.2	0.0	0.4	0.4	0.8	9.6	7.2	2.4
Korea, Dem. People's Rep.	954	0.9	0.3	0.0	0.2	0.0	0.4	0.4	0.8	9.6	7.2	2.4
Countries & Areas n.s.	898	103.7	43.2	27.0	8.3	12.0	8.9
Memorandum Items													
Africa	605	3.3	1.6	2.9	2.1	2.4	1.4	7.5	19.4	23.4	12.7	11.8	11.6
Middle East	405	1.2	1.7	7.3	1.7	1.5	5.5	4.6	2.8	5.0	5.4	6.6	6.0
European Union	998	108.5	88.4	116.2	73.1	57.1	96.7	50.2	474.3	239.1	109.1	90.3	80.1
Export earnings: fuel	080	2.3	2.8	8.5	2.2	6.9	6.0	4.6	2.6	7.0	5.5	7.0	7.0
Export earnings: nonfuel	092	925.9	850.3	1,100.4	741.0	761.5	791.9	2,358.7	2,908.4	3,336.2	2,128.8	2,353.6	2,479.2

Finland (172)

In Millions of U.S. Dollars

		Exports (FOB)						Imports (CIF)					
		2012	2013	2014	2015	2016	2017	2012	2013	2014	2015	2016	2017
IFS World		73,114.2	74,446.2	74,334.7	59,739.6	57,419.4	67,285.3	76,558.4	77,589.8	76,766.9	60,437.1	60,849.0	70,106.9
World	001	73,115.7	74,446.7	74,332.9	59,817.5	57,908.4	68,073.5	76,557.6	77,588.9	76,765.2	60,430.0	60,840.9	70,586.6
Advanced Economies	110	49,631.9	51,990.3	53,188.4	43,828.5	42,527.0	50,058.7	53,257.9	54,468.7	55,807.7	46,636.3	46,867.0	53,192.6
Euro Area	163	23,024.3	24,459.3	25,974.2	22,483.3	21,561.2	26,458.5	29,434.9	30,507.6	31,196.4	27,083.4	27,459.0	31,565.2
Austria	122	534.0	490.8	508.3	442.1	451.0	495.3	854.4	902.4	886.8	760.4	802.0	926.4
Belgium	124	2,225.8	2,554.8	2,451.0	1,690.9	1,910.7	2,220.5	2,431.5	2,373.6	2,265.0	2,018.5	2,031.4	2,147.0
Cyprus	423	25.7	215.9	16.9	13.5	16.4	399.5	4.8	5.9	7.1	8.6	6.3	6.5
Estonia	939	2,197.2	2,320.8	2,365.5	1,751.1	1,656.0	2,016.5	2,122.5	2,358.6	2,176.8	1,823.9	1,967.3	2,194.7
France	132	2,176.1	2,440.0	2,006.1	1,665.3	1,757.9	2,063.6	2,197.1	2,408.3	2,302.2	2,199.5	2,418.4	2,515.4
Germany	134	6,752.6	7,211.1	8,902.8	8,321.1	7,553.3	9,612.1	10,585.5	10,848.8	11,709.0	10,244.3	10,279.1	12,503.0
Greece	174	144.7	158.1	159.9	124.5	126.1	135.4	216.0	179.3	234.9	186.0	162.1	138.9
Ireland	178	148.4	133.2	158.2	545.0	307.8	309.4	650.2	599.8	566.9	522.2	428.0	567.1
Italy	136	1,721.8	1,741.0	1,777.7	1,402.8	1,420.5	1,602.4	2,029.4	1,909.9	1,770.9	1,468.1	1,613.9	1,724.1
Latvia	941	620.1	669.8	928.9	681.3	575.6	641.4	356.6	349.2	281.5	223.5	248.3	301.5
Lithuania	946	418.4	478.2	503.2	428.8	437.2	576.2	320.9	430.6	423.5	385.6	403.1	479.9
Luxembourg	137	24.5	30.1	32.6	27.9	26.8	26.9	66.1	71.9	91.8	103.6	84.9	104.2
Malta	181	4.4	5.6	39.4	24.7	51.5	93.1	3.7	7.6	3.3	3.5	6.6	7.8
Netherlands	138	4,579.1	4,593.5	4,536.5	3,944.6	3,850.6	4,652.4	6,132.8	6,427.6	6,675.1	5,435.0	5,260.1	6,172.1
Portugal	182	149.8	149.5	181.5	155.9	143.9	191.6	322.8	308.6	359.3	266.3	259.4	271.5
Slovak Republic	936	153.6	134.1	151.8	143.4	115.4	142.4	200.1	192.8	209.2	198.5	200.8	200.9
Slovenia	961	81.1	79.7	82.3	88.1	85.6	68.4	70.8	76.7	68.8	55.7	54.7	85.2
Spain	184	1,067.0	1,052.8	1,171.5	1,032.3	1,074.9	1,211.4	869.7	1,056.1	1,164.2	1,180.2	1,232.7	1,219.0
Australia	193	795.6	657.9	589.0	476.3	463.5	626.1	176.1	109.7	56.6	85.3	63.9	52.7
Canada	156	763.6	978.1	947.2	534.6	450.0	648.9	402.6	283.0	363.9	539.0	434.4	527.4
China,P.R.: Hong Kong	532	459.9	536.3	321.9	340.8	197.6	220.7	51.2	54.0	53.8	89.9	110.0	140.3
China,P.R.: Macao	546	2.5	1.7	2.6	0.6	1.3	1.3	10.2	0.3	0.2	0.1	0.0	0.1
Czech Republic	935	336.9	320.4	355.2	311.5	283.0	327.4	743.5	803.9	943.4	889.7	847.7	1,008.8
Denmark	128	1,329.9	1,376.0	1,333.3	1,050.8	998.1	1,185.2	2,415.3	3,062.9	3,228.8	2,470.7	2,289.1	2,403.1
Iceland	176	37.3	36.2	44.2	39.5	46.2	59.7	12.2	14.4	8.3	14.2	8.5	5.2
Israel	436	207.0	212.4	219.5	196.3	210.3	202.8	89.1	66.8	79.7	69.8	73.6	55.1
Japan	158	1,373.2	1,320.5	1,353.4	1,203.5	1,174.5	1,542.6	399.8	379.8	370.1	300.7	310.2	342.1
Korea, Republic of	542	891.0	1,120.9	1,149.0	834.1	722.0	908.7	716.7	226.5	239.8	291.4	293.3	282.8
New Zealand	196	102.3	91.4	99.7	86.6	82.1	94.0	14.7	10.9	11.5	10.7	12.8	11.6
Norway	142	2,321.4	2,190.1	2,055.9	1,738.1	1,713.6	1,805.2	2,512.3	1,368.1	1,930.7	914.7	1,047.4	1,500.2
San Marino	135	4.4	3.6	2.0	2.0	0.9	1.2	0.7	0.7	3.9	0.4	0.5	0.7
Singapore	576	296.0	307.9	343.6	201.0	217.1	221.4	107.3	88.1	32.8	38.8	71.0	87.2
Sweden	144	8,013.8	8,540.7	8,161.9	6,043.7	6,074.8	6,853.4	11,253.2	12,448.5	12,052.3	9,716.4	9,774.0	11,134.0
Switzerland	146	1,085.1	977.5	952.8	847.1	905.3	921.9	555.4	536.7	547.7	448.0	469.8	449.4
Taiwan Prov.of China	528	245.5	255.0	181.1	182.4	179.8	200.2	256.7	262.8	321.9	257.3	259.7	254.1
United Kingdom	112	3,710.1	3,881.1	4,044.0	3,076.7	2,760.4	3,039.1	2,398.1	2,451.8	2,406.6	1,954.6	1,905.9	2,008.8
United States	111	4,632.1	4,723.1	5,058.0	4,179.6	4,485.2	4,740.4	1,707.4	1,792.1	1,959.7	1,461.2	1,436.0	1,363.8
Vatican	187	0.1	0.1	0.0	0.1	0.0	0.1	0.3	0.0	0.0	0.0
Emerg. & Dev. Economies	200	23,110.8	22,085.5	20,821.9	15,725.6	15,139.1	17,688.7	23,299.6	23,077.5	20,920.2	13,766.8	13,973.8	17,373.5
Emerg. & Dev. Asia	505	5,218.4	5,468.9	5,235.1	4,443.9	4,576.1	5,794.1	4,400.0	3,412.4	3,379.3	2,847.7	2,782.9	3,080.5
Bangladesh	513	55.2	98.9	146.9	62.4	69.3	142.1	35.0	41.8	40.7	34.1	33.4	36.3
Bhutan	514	0.0	0.1	0.1	0.2	0.5	0.3	0.0
Brunei Darussalam	516	0.5	0.4	3.6	1.2	0.3	0.3	0.0	0.0	0.2	0.0	0.0
Cambodia	522	0.4	0.3	0.4	4.3	21.1	46.8	1.9	1.6	3.3	5.7	5.0	7.9
China,P.R.: Mainland	924	3,352.8	3,671.9	3,404.3	2,805.4	3,012.0	3,900.1	3,414.2	2,335.5	2,468.7	2,176.8	2,147.3	2,309.8
Fiji	819	0.4	0.4	16.2	0.9	1.3	1.3	0.0	0.0	0.0	0.0	0.0	0.0
F.T. French Polynesia	887	1.4	0.7	0.8	0.8	0.7	0.8	0.0	0.0	0.0	0.0	0.0
F.T. New Caledonia	839	3.5	4.0	3.9	1.3	2.8	1.7	0.0	0.0	0.0	0.0	0.0	7.2
Guam	829	0.2	0.5	0.3	0.1	0.2	0.1	0.0	0.0
India	534	620.4	638.8	531.8	500.0	606.5	645.3	319.1	534.9	362.2	221.6	228.0	237.5
Indonesia	536	264.4	180.7	358.1	382.2	173.9	286.1	150.6	102.6	138.9	71.4	67.2	106.7
Kiribati	826	0.0	0.0	0.0	0.1	0.1	0.0	0.0	0.0	0.0
Lao People's Dem.Rep	544	31.8	0.8	2.0	1.3	1.9	13.7	0.3	0.0	0.2	0.1	0.1	0.0
Malaysia	548	245.1	299.2	179.1	145.2	148.5	146.9	160.7	103.6	92.7	97.9	72.8	103.3
Maldives	556	0.4	0.4	0.5	0.5	5.0	3.0	0.0	0.1	0.3	0.2
Marshall Islands	867	4.1	16.3	1.5	0.1	0.0	0.2	0.0	0.0

Finland (172)

In Millions of U.S. Dollars

		Exports (FOB)						Imports (CIF)					
		2012	2013	2014	2015	2016	2017	2012	2013	2014	2015	2016	2017
Mongolia	948	15.1	21.2	5.6	6.1	11.5	16.3	0.0	0.0	0.2	0.3	0.2	0.2
Myanmar	518	20.0	2.8	3.3	5.8	5.2	7.4	0.1	0.5	0.4	1.0	2.5	2.7
Nepal	558	4.7	2.4	3.3	2.7	1.6	2.6	0.7	0.7	0.9	1.0	0.9	1.0
Palau	565	0.0	0.0	0.1	0.0
Papua New Guinea	853	13.2	1.2	1.3	2.5	2.5	3.5	2.0	0.3	0.4	1.4	0.3	1.3
Philippines	566	182.5	185.1	200.2	145.0	162.5	194.3	57.3	45.7	27.8	19.4	20.7	20.1
Samoa	862	0.0	0.0	1.0	0.0	0.0
Solomon Islands	813	0.0	0.0	0.1	0.0	0.0	0.0
Sri Lanka	524	20.6	7.6	16.3	9.0	10.4	6.3	10.0	9.7	10.9	8.2	11.0	9.3
Thailand	578	240.0	214.4	247.0	230.7	192.9	228.0	156.3	154.0	149.0	123.2	114.5	144.7
Timor-Leste	537	45.1	0.0	0.1	15.9	0.1	0.2	0.0	0.1	0.1	0.0	0.0	0.0
Vanuatu	846	0.0	0.0	0.0	0.1	0.1	0.1	0.0	0.0
Vietnam	582	94.8	118.7	105.4	119.9	144.5	146.6	91.7	81.5	82.8	85.1	78.8	92.2
Asia n.s.	598	1.7	2.2	2.0	0.3	0.6	0.2	0.0	0.0	0.1	0.1	0.0	0.0
Europe	170	11,920.9	11,452.6	10,468.7	7,034.3	6,784.8	7,720.8	16,450.7	17,174.6	15,046.2	9,170.3	9,521.6	12,390.7
Emerg. & Dev. Europe	903	3,560.1	3,370.4	3,482.3	3,011.8	3,020.9	3,343.6	2,180.3	2,458.7	2,824.0	2,284.9	2,549.6	2,977.4
Albania	914	3.6	2.5	3.4	1.7	2.9	4.9	0.1	0.0	0.2	0.3	0.1	0.2
Bosnia and Herzegovina	963	3.5	3.4	5.6	3.9	4.9	3.1	1.5	1.3	2.2	0.3	0.7	0.5
Bulgaria	918	75.2	55.9	66.4	71.7	77.3	77.2	40.2	54.1	110.5	72.5	42.9	53.3
Croatia	960	68.8	25.1	29.8	27.2	31.4	34.9	17.6	28.6	27.2	14.4	18.3	37.2
Faroe Islands	816	2.3	6.2	4.1	5.0	3.1	11.6	0.1	0.0	0.5	0.0	0.1	0.0
Gibraltar	823	9.5	43.3	2.0	1.8	34.4	20.5	0.0	0.0	0.0	0.2	0.2	0.0
Hungary	944	474.3	279.2	305.8	243.6	274.7	292.3	236.8	298.7	256.3	222.3	269.0	354.8
Kosovo	967	2.4	1.0	1.1	0.7	0.8	1.8	0.1	0.0	0.0	0.1	0.0	0.2
Macedonia, FYR	962	2.4	3.8	7.2	5.0	5.3	5.4	0.4	0.5	1.5	8.8	1.4	1.3
Montenegro	943	0.2	0.4	0.2	2.7	7.3	3.1	0.0	0.0	0.0	0.0	0.1	0.3
Poland	964	1,811.2	1,809.1	1,929.8	1,569.8	1,559.7	1,797.0	1,467.0	1,669.2	1,898.7	1,494.4	1,689.0	1,909.3
Romania	968	156.5	194.9	204.7	190.7	152.6	197.9	84.5	98.5	144.1	156.6	158.0	197.4
Serbia, Republic of	942	51.2	29.1	45.8	29.5	33.9	36.5	13.0	11.2	14.3	13.0	16.7	23.8
Turkey	186	898.9	916.6	876.4	858.5	832.5	857.3	318.9	296.5	368.4	302.0	353.2	399.1
CIS	901	8,360.7	8,081.6	6,985.8	4,022.1	3,763.6	4,376.8	14,270.5	14,715.9	12,222.2	6,885.4	6,972.0	9,413.2
Armenia	911	13.9	13.8	15.0	8.4	8.3	14.6	0.0	0.1	0.0	0.6	0.1	2.0
Azerbaijan, Rep. of	912	49.8	69.8	51.7	35.8	13.4	14.2	0.0	0.1	0.1	0.4	0.8	1.0
Belarus	913	96.6	141.1	130.8	64.4	50.6	68.8	220.1	95.1	20.0	13.3	12.1	14.7
Georgia	915	13.7	12.2	14.9	10.7	10.8	13.2	0.0	0.0	0.0	0.1	0.1	0.1
Kazakhstan	916	219.5	209.0	227.2	141.7	127.4	104.1	420.9	634.7	690.5	220.8	146.4	89.2
Kyrgyz Republic	917	58.6	4.0	2.5	4.1	11.9	1.9	0.7	0.0	0.7	0.5	0.1	0.0
Moldova	921	25.2	8.9	11.8	10.0	8.8	10.1	0.8	1.5	0.5	0.3	0.8	0.4
Russian Federation	922	7,298.6	7,115.8	6,168.5	3,498.4	3,299.3	3,881.5	13,567.7	13,926.1	11,442.3	6,611.6	6,754.3	9,229.3
Tajikistan	923	2.9	4.3	1.0	1.1	1.1	1.2	0.0	0.0	0.1	0.0	0.0	0.0
Turkmenistan	925	21.5	11.6	12.2	11.9	14.2	12.3	0.1	0.0	1.6	0.0
Ukraine	926	523.6	463.1	319.9	217.3	192.8	227.0	60.2	58.3	67.9	36.2	57.1	76.4
Uzbekistan	927	36.7	28.1	30.4	18.1	25.0	27.8	0.0	0.0	0.0	0.0	0.3	0.1
Europe n.s.	884	0.1	0.5	0.5	0.4	0.3	0.5	0.0	0.0	0.0	0.0	0.0	0.1
Mid East, N Africa, Pak	440	2,053.6	2,182.5	2,089.3	1,908.4	1,645.8	1,920.8	123.8	316.8	286.6	187.1	92.5	159.4
Afghanistan, I.R. of	512	2.3	2.2	14.0	2.3	1.5	0.7	12.8	16.9	10.1	6.6	3.7	3.5
Algeria	612	221.4	277.5	268.4	190.9	170.8	135.5	18.0	188.5	148.9	88.9	0.0	0.0
Bahrain, Kingdom of	419	8.9	11.4	8.5	20.1	13.5	11.0	3.9	1.5	0.9	1.0	1.0	1.1
Djibouti	611	1.8	0.4	1.2	0.9	0.9	0.4	0.0	2.7	0.0	0.2
Egypt	469	441.3	341.4	400.2	385.3	380.9	408.2	18.7	18.8	15.9	16.4	16.9	22.5
Iran, I.R. of	429	69.7	77.8	25.9	44.7	86.1	131.9	0.3	0.4	0.4	0.3	0.5	0.5
Iraq	433	26.8	67.1	28.8	14.1	4.5	10.6	0.0	0.0	0.0	0.1	0.2	0.0
Jordan	439	70.3	198.8	45.0	41.8	30.5	39.3	0.1	0.1	0.1	0.1	0.4	0.4
Kuwait	443	25.2	35.1	31.8	31.0	34.3	29.5	0.1	0.0	0.0	0.0	0.1	0.0
Lebanon	446	32.3	113.8	33.8	30.0	33.8	38.4	0.4	0.5	0.9	0.5	0.4	0.9
Libya	672	12.0	19.4	13.5	3.9	0.6	4.8	1.9	0.0	0.0	0.0	0.0	0.0
Mauritania	682	18.4	21.0	24.0	1.2	4.0	4.9	0.2	0.0	0.0	0.1	0.0
Morocco	686	121.6	116.7	125.3	113.4	151.9	200.9	1.6	2.0	2.4	2.3	3.1	3.0
Oman	449	24.3	25.4	22.9	131.4	29.8	31.5	2.3	0.3	0.1	0.2	0.2	0.4
Pakistan	564	73.2	47.2	61.6	93.3	70.7	74.8	28.7	29.6	37.0	25.1	24.5	32.5

Finland (172)

In Millions of U.S. Dollars

		Exports (FOB)						Imports (CIF)					
		2012	2013	2014	2015	2016	2017	2012	2013	2014	2015	2016	2017
Qatar	453	38.1	33.6	37.3	37.4	35.1	31.1	14.5	25.4	17.1	15.6	20.4	24.3
Saudi Arabia	456	454.0	467.1	513.0	413.5	302.0	340.2	2.9	4.9	26.2	4.5	5.4	53.4
Somalia	726	0.0	0.3	0.7	0.7	0.2	0.9	0.0
Sudan	732	8.2	7.8	12.1	9.0	4.1	7.6	1.2	16.9	14.9	0.4	0.0	0.0
Syrian Arab Republic	463	12.5	9.0	5.2	3.0	4.8	8.0	0.1	0.0	0.0	0.0
Tunisia	744	59.4	67.4	61.0	49.1	46.0	48.8	0.9	0.4	1.5	3.2	3.8	7.6
United Arab Emirates	466	326.4	232.9	343.8	288.4	237.3	357.8	15.2	10.5	10.3	19.1	11.8	9.1
West Bank and Gaza	487	0.9	1.0	0.5	1.1	1.7	1.7	0.0	0.0	0.0
Yemen, Republic of	474	4.5	8.3	10.9	1.8	0.8	2.2	0.0	0.0	0.0
Sub-Saharan Africa	603	1,297.4	865.8	961.3	682.8	645.0	694.7	680.6	666.6	830.4	511.9	522.0	645.4
Angola	614	14.3	3.9	7.8	6.0	4.1	4.7	0.0	0.1	0.0	43.3	0.0	0.0
Benin	638	0.5	0.8	4.9	2.5	9.1	1.5	4.5	0.0	0.0	0.0
Botswana	616	2.4	0.1	1.7	12.9	0.7	0.3	0.0	19.7	87.4	39.6	140.1	0.0
Burkina Faso	748	29.2	2.3	5.7	5.4	7.3	11.3	0.1	0.1	0.0	0.0	0.0	0.0
Burundi	618	2.3	0.3	1.9	1.2	0.2	0.0	1.0	0.1	0.0	0.3	1.0	1.0
Cabo Verde	624	2.0	0.6	16.1	0.4	1.0	0.5	0.0	0.0	0.1	0.0	0.0	0.0
Cameroon	622	41.1	8.0	9.7	8.3	18.2	14.5	0.7	1.8	0.8	1.2	0.7	1.4
Central African Rep.	626	0.3	0.1	0.1	0.0	0.2	0.0	0.0	0.0	0.0	0.0	0.0
Chad	628	0.6	2.1	0.6	0.1	0.8	0.9	0.0	0.0	0.0	0.0	0.0
Congo, Dem. Rep. of	636	8.6	2.5	10.0	4.0	10.7	4.1	177.2	148.6	241.0	161.6	186.6	509.1
Congo, Republic of	634	7.8	6.2	10.9	25.7	6.0	0.5	0.0	0.0	0.0	1.2	0.0	0.1
Côte d'Ivoire	662	6.0	6.3	9.4	9.7	8.4	11.7	1.0	0.9	0.9	0.6	1.1	0.3
Equatorial Guinea	642	2.4	0.1	0.0	5.7	0.1	0.8	0.0	0.0
Eritrea	643	3.1	0.3	0.7	3.5	0.6	2.3	0.0	0.0
Eswatini, Kingdom of	734	0.0	0.1	0.1	0.2	0.1	0.2	0.0	22.4	20.0	22.7	11.8	0.0
Estonia	939	2,197.2	2,320.8	2,365.5	1,751.1	1,656.0	2,016.5	2,122.5	2,358.6	2,176.8	1,823.9	1,967.3	2,194.7
Ethiopia	644	8.3	14.5	5.7	7.5	29.4	23.7	8.6	5.0	5.0	3.7	4.3	6.8
Gabon	646	2.6	11.7	1.3	0.9	0.5	0.3	0.2	0.0	0.0	0.0	0.0
Gambia, The	648	0.6	1.4	2.2	0.9	0.8	3.3	0.0	0.0	0.0	0.0	0.0	0.0
Ghana	652	40.5	44.8	22.0	32.2	56.6	51.0	0.2	0.1	0.5	0.1	0.1	0.3
Guinea	656	0.8	1.9	0.4	0.6	5.0	8.7	0.0	0.0	0.0	0.0	0.0	0.0
Guinea-Bissau	654	0.2	0.2	0.3	0.5	0.5	0.2
Kenya	664	15.4	33.8	74.1	30.7	32.5	21.5	20.7	15.0	17.3	17.8	17.6	13.2
Lesotho	666	0.1	0.0	0.2	0.1	0.1	0.3	0.0	0.0	0.0	0.0
Liberia	668	0.8	2.7	14.9	5.6	1.0	3.5	1.8	1.2	0.7	0.2	0.0	0.1
Madagascar	674	0.9	1.2	0.5	0.5	0.2	1.1	0.4	2.5	3.1	2.1	4.3	5.5
Malawi	676	2.1	3.3	2.9	3.4	2.0	2.6	1.8	1.4	1.7	1.0	0.8	0.8
Mali	678	4.5	4.1	5.6	38.8	8.2	9.3	0.0	0.0	0.0	0.0	0.0
Mauritius	684	2.7	1.1	2.6	2.2	7.0	8.5	5.1	8.3	9.8	10.4	7.3	11.1
Mozambique	688	1.8	35.3	6.0	2.2	8.5	6.3	19.3	24.5	5.4	5.9	9.9	0.0
Namibia	728	46.2	2.9	16.2	4.2	22.7	1.8	0.1	0.1	0.1	0.1	0.4	0.1
Niger	692	1.4	1.2	0.3	0.2	0.0	0.7	0.0	0.0	0.0	0.0	0.0	0.0
Nigeria	694	73.0	41.3	49.9	32.5	21.8	50.0	0.9	0.9	1.2	7.3	8.3	0.1
Rwanda	714	2.2	0.5	2.5	1.3	1.8	0.3	0.9	0.7	0.3	1.0	2.4	1.8
São Tomé & Príncipe	716	0.1	0.0	0.0	0.0	0.0	0.0
Senegal	722	37.6	8.4	17.7	25.4	15.7	7.6	0.1	0.1	0.0	0.1	0.0	0.1
Seychelles	718	0.5	0.8	1.3	16.0	2.0	2.0	1.3	3.3	1.8	1.8	2.5	1.7
Sierra Leone	724	1.6	2.5	1.1	0.9	1.0	1.6	1.7	0.0	0.0	0.0	0.1	0.0
South Africa	199	648.7	497.7	334.0	310.8	280.7	342.0	422.4	399.5	424.5	181.5	113.5	84.0
South Sudan, Rep. of	733	0.5	0.1	0.7	0.0	0.1	0.0
Tanzania	738	26.8	35.4	36.5	30.4	25.1	54.7	8.3	7.6	5.4	5.4	3.9	4.7
Togo	742	206.6	38.1	228.3	5.9	0.6	2.1	0.1	0.0	0.0	0.0	0.0
Uganda	746	3.1	5.4	4.2	5.1	4.1	3.4	1.6	0.7	2.6	1.4	1.9	2.7
Zambia	754	36.9	32.9	34.7	26.9	39.8	30.4	0.0	1.6	0.1	1.0	0.2	0.3
Zimbabwe	698	10.6	8.2	16.1	10.9	9.8	4.7	0.3	0.3	0.5	0.6	3.3	0.1
Western Hemisphere	205	2,620.5	2,115.7	2,067.5	1,656.1	1,487.4	1,558.3	1,644.5	1,507.0	1,377.7	1,049.8	1,054.8	1,097.6
Anguilla	312	0.1	0.1	0.0	0.0	0.0	0.0	0.0	0.0	0.0
Antigua and Barbuda	311	0.3	0.2	24.6	0.1	1.1	0.1	0.1	0.0	0.0	0.1	0.0	0.0
Argentina	213	151.0	113.4	119.8	101.9	140.3	151.0	51.8	64.4	48.7	36.3	111.6	159.5
Aruba	314	0.5	0.4	0.3	0.0	0.1	0.5	18.2	0.0	0.0	0.0	0.0

Finland (172)

In Millions of U.S. Dollars

		Exports (FOB)						Imports (CIF)					
		2012	2013	2014	2015	2016	2017	2012	2013	2014	2015	2016	2017
Bahamas, The	313	6.6	22.6	67.1	23.0	61.7	20.8	1.1	1.4	0.7	14.7	0.3	1.2
Barbados	316	0.0	0.4	1.1	0.1	0.2	0.5	0.0	0.0	0.0	0.0	0.0	0.2
Belize	339	0.1	5.9	0.1	0.0	0.4	0.8	0.0	0.0	0.0	0.0	0.0	0.0
Bermuda	319	0.2	0.2	0.1	0.1	1.6	0.7	0.0	0.0	0.0	0.0
Bolivia	218	5.3	5.1	5.5	16.2	5.3	6.6	0.2	0.1	0.1	0.1	0.1	0.1
Brazil	223	936.3	642.0	638.5	527.7	423.7	398.8	677.9	537.5	508.7	327.8	367.0	363.0
Chile	228	372.3	284.9	255.7	236.0	243.5	232.4	182.8	144.7	216.5	180.7	142.8	201.2
Colombia	233	104.6	173.4	110.9	82.0	80.1	122.9	59.2	70.0	81.6	97.7	74.7	80.1
Costa Rica	238	10.7	10.4	7.6	8.3	8.3	8.4	9.0	10.4	9.2	27.4	54.7	54.7
Curacao	354	0.9	24.6	1.6	1.1	1.4	0.0	0.0	0.0	0.0	0.3
Dominica	321	0.0	0.0	0.1	0.0	1.4	0.0	0.0	0.0	0.0	0.0
Dominican Republic	243	124.3	20.0	10.3	14.5	5.5	11.0	0.2	0.3	0.1	0.1	0.1	6.3
Ecuador	248	65.5	28.6	34.4	33.3	15.5	29.6	4.2	5.7	5.4	4.9	14.8	13.4
El Salvador	253	5.5	6.5	5.2	15.7	6.0	8.1	0.8	2.0	0.7	1.3	2.0	2.0
Greenland	326	4.5	2.2	3.8	2.6	3.0	3.9	0.0	0.0	0.0	0.0	0.0
Guatemala	258	6.0	4.9	8.2	9.9	5.7	8.6	8.8	5.5	11.9	6.1	7.6	8.4
Guyana	336	6.0	25.8	0.9	1.8	0.6	0.3	0.0	0.1	0.0	0.0	0.0	0.0
Haiti	263	10.0	0.2	0.0	0.1	0.1	0.3	0.0	0.0	0.0	0.0	0.0	0.0
Honduras	268	2.5	4.3	5.9	5.5	25.5	2.3	17.1	13.0	16.9	16.1	14.8	19.6
Jamaica	343	0.7	0.5	0.2	1.1	0.2	2.0	0.1	0.2	0.2	0.1	0.1	0.1
Mexico	273	306.4	457.0	509.8	355.0	283.4	357.9	100.1	84.8	90.1	101.1	120.0	132.3
Montserrat	351	0.1	0.0	0.0
Netherlands Antilles	353	1.1	0.0
Nicaragua	278	0.7	0.8	2.8	2.9	0.6	1.0	12.2	6.2	8.6	3.0	7.0	10.4
Panama	283	10.1	13.0	24.7	21.4	9.3	19.6	0.2	0.1	0.0	0.5	0.8	0.1
Paraguay	288	3.0	4.5	11.5	9.3	8.4	12.3	0.1	0.0	0.0	0.0	0.0	0.0
Peru	293	117.4	115.9	101.0	85.2	85.8	99.7	486.6	486.8	326.0	187.7	101.2	36.0
Sint Maarten	352	0.7	0.1	0.9	4.8	0.2	0.0	0.0	0.0	0.0
St. Kitts and Nevis	361	0.0	1.2	0.0	0.0	0.2	0.0	0.0	0.0
St. Lucia	362	8.8	0.0	0.0	0.1	0.0	0.2	0.0	0.0	0.0	0.0	0.0
St. Vincent & Grens.	364	0.8	0.3	0.1	0.1	0.0	0.1	0.0
Suriname	366	0.9	18.4	2.9	26.4	0.1	6.5	0.1	0.0	0.0	0.0	0.0	0.0
Trinidad and Tobago	369	0.8	2.3	2.9	1.9	1.4	1.6	0.0	12.3	0.0	2.6	3.9	0.0
Uruguay	298	250.9	70.4	29.5	41.7	37.6	35.2	13.5	31.5	19.6	32.0	17.7	8.6
Venezuela, Rep. Bol.	299	69.9	64.5	38.2	21.2	9.1	7.3	0.0	13.4	32.2	9.2	13.6	0.0
Western Hem. n.s.	399	36.9	13.8	19.2	8.1	17.3	4.0	0.1	16.5	0.4	0.1	0.0	0.0
Other Countries n.i.e	910	7.5	17.9	2.4	7.6	13.1	3.4	0.1	42.8	37.3	27.0	0.0	20.6
Cuba	928	7.3	6.8	2.4	7.4	13.1	3.4	0.1	42.8	37.2	27.0	0.0	20.6
Korea, Dem. People's Rep.	954	0.1	11.2	0.0	0.2	0.0	0.0	0.0	0.1	0.1	0.0	0.0
Special Categories	899	364.1	352.9	320.3	255.9	229.2	322.8
Countries & Areas n.s.	898	1.4	0.0	0.0
Memorandum Items													
Africa	605	1,728.3	1,356.3	1,453.9	1,047.5	1,023.0	1,093.7	702.5	874.5	998.0	609.3	529.0	656.2
Middle East	405	1,547.2	1,642.1	1,521.1	1,447.5	1,195.6	1,446.3	60.3	62.4	72.0	57.9	57.3	112.6
European Union	998	39,001.0	40,941.9	42,405.0	35,069.0	33,773.2	40,263.0	48,091.2	51,423.8	52,264.2	44,075.0	44,452.9	50,671.8
Export earnings: fuel	080	9,193.3	9,002.0	8,030.5	5,108.4	4,514.1	5,324.0	14,112.6	14,895.2	12,457.6	7,130.6	7,056.4	9,502.2
Export earnings: nonfuel	092	63,922.4	65,444.7	66,302.4	54,709.2	53,394.3	62,749.5	62,445.0	62,693.7	64,307.6	53,299.4	53,784.5	61,084.4

France (132)

In Millions of U.S. Dollars

		Exports (FOB)						Imports (CIF)					
		2012	2013	2014	2015	2016	2017	2012	2013	2014	2015	2016	2017
IFS World		569,149.6	580,467.9	580,850.2	506,102.3	501,433.7	534,977.1	675,002.4	682,443.7	678,789.1	573,132.5	571,929.4	623,931.6
World	001	569,161.8	580,465.4	580,843.1	506,102.2	501,433.7	535,049.4	675,016.3	682,440.9	678,780.6	573,132.6	571,929.4	624,016.2
Advanced Economies	110	413,986.6	421,906.3	425,737.9	367,819.8	369,845.0	392,508.0	516,981.2	524,155.2	516,571.7	442,333.7	446,385.5	487,596.2
Euro Area	163	264,845.8	271,088.3	273,103.7	231,014.9	231,455.6	243,987.8	380,899.6	389,420.1	389,029.6	330,961.0	332,498.9	360,394.1
Austria	122	4,746.6	4,840.6	4,829.7	3,926.0	4,081.5	4,363.3	7,318.4	7,911.2	8,369.5	6,634.0	5,930.8	7,927.3
Belgium	124	41,787.0	44,607.9	42,565.6	34,559.4	34,173.1	37,386.5	74,744.0	76,301.9	76,006.8	62,385.8	60,807.2	63,446.6
Cyprus	423	561.0	481.4	604.1	292.2	279.8	245.6	82.4	102.2	149.4	82.6	104.7	67.6
Estonia	939	431.8	409.3	350.1	286.5	310.3	379.6	241.2	306.9	312.5	292.9	298.6	348.2
Finland	172	2,131.6	2,088.0	2,037.2	2,162.8	2,249.3	2,340.2	2,353.4	2,693.2	2,371.9	2,038.4	2,049.5	2,276.2
Germany	134	92,880.8	94,551.4	95,448.9	80,148.6	80,087.6	78,847.4	128,638.7	131,133.0	130,318.1	111,281.4	110,345.5	115,608.9
Greece	174	2,959.1	3,127.0	3,038.5	2,389.2	2,360.0	2,379.5	822.7	779.9	780.0	708.1	712.4	829.6
Ireland	178	2,888.1	3,244.5	3,091.2	2,934.8	3,220.2	3,235.9	7,032.8	6,950.5	7,999.4	6,808.9	6,770.8	7,812.7
Italy	136	41,767.5	40,898.3	41,847.2	35,913.0	36,240.3	40,236.4	50,584.1	50,898.0	51,090.1	43,860.9	44,735.8	49,343.6
Latvia	941	352.1	386.2	395.5	314.4	309.6	362.6	278.1	242.2	449.0	256.4	198.9	215.8
Lithuania	946	634.7	697.1	644.0	529.7	588.6	701.6	1,480.6	930.6	809.4	666.0	677.1	714.1
Luxembourg	137	2,719.1	2,903.9	3,452.5	2,354.6	2,394.6	2,495.3	3,085.4	3,120.0	3,467.8	2,954.5	2,656.9	2,631.6
Malta	181	522.7	802.7	414.9	403.8	439.5	674.6	326.8	337.2	329.0	307.1	297.2	263.2
Netherlands	138	23,790.1	23,597.1	23,480.7	19,542.5	17,919.8	19,319.8	48,655.3	50,497.2	50,713.7	43,247.8	45,298.1	51,568.6
Portugal	182	4,725.8	5,453.4	5,571.0	4,851.1	5,196.0	5,546.9	6,211.5	6,821.7	6,784.1	5,920.3	6,254.7	6,823.8
Slovak Republic	936	2,633.6	2,813.8	2,984.6	2,761.8	2,832.9	3,008.3	3,701.0	3,651.6	3,693.5	3,534.1	4,105.8	4,594.4
Slovenia	961	1,133.6	1,027.0	1,051.4	818.6	827.0	1,107.7	1,477.0	1,596.7	1,556.4	1,238.7	1,232.7	1,721.1
Spain	184	38,180.6	39,158.9	41,296.6	36,825.9	37,945.5	41,356.9	43,866.2	45,145.9	43,829.1	38,743.2	40,022.4	44,200.7
Australia	193	3,989.0	3,813.4	3,599.5	2,741.8	2,558.6	2,977.3	1,526.2	1,241.1	1,017.5	861.7	829.4	1,191.9
Canada	156	3,760.5	3,945.4	3,960.6	3,612.8	3,392.9	3,602.8	3,790.4	3,529.5	3,369.6	2,441.3	2,652.7	3,030.0
China,P.R.: Hong Kong	532	7,672.4	6,394.9	5,853.5	5,042.0	5,974.9	7,104.1	619.6	593.0	727.5	815.1	811.7	757.9
China,P.R.: Macao	546	140.4	158.5	196.9	154.3	153.4	167.9	10.4	9.1	8.2	5.7	6.6	6.0
Czech Republic	935	4,208.8	4,572.4	4,782.0	4,178.7	4,487.8	5,193.0	7,564.3	7,874.8	8,611.2	7,999.6	8,233.6	8,764.1
Denmark	128	3,262.9	3,352.1	3,307.6	2,856.6	2,970.4	3,330.5	3,925.4	3,973.2	4,111.7	3,385.1	3,490.6	3,949.6
Iceland	176	81.8	71.2	84.8	80.6	101.9	254.6	22.0	30.2	25.7	25.2	33.4	14.7
Israel	436	1,495.0	1,606.4	1,553.5	1,521.5	1,546.5	1,763.3	1,226.9	1,238.0	1,342.7	1,171.7	1,174.0	1,236.7
Japan	158	9,596.7	9,136.5	9,070.7	7,026.9	6,944.5	7,217.3	6,970.2	6,392.7	5,607.7	4,892.7	5,660.1	6,238.6
Korea, Republic of	542	4,758.5	5,661.9	6,600.9	5,370.8	4,302.7	5,696.8	4,338.5	3,755.5	2,898.4	2,606.4	2,728.3	2,855.2
New Zealand	196	535.4	705.9	716.4	812.5	600.6	479.8	282.1	302.9	320.4	289.1	263.3	242.6
Norway	142	2,202.2	2,019.9	2,160.0	1,679.6	1,665.2	1,858.7	4,904.9	3,782.5	2,605.9	1,579.1	2,027.9	2,497.4
San Marino	135	21.7	26.9	28.9	21.2	23.7	21.1	6.5	7.9	8.7	7.7	9.1	11.6
Singapore	576	7,661.9	7,332.4	6,810.1	6,006.8	6,833.5	7,763.2	4,788.7	2,871.4	2,765.5	1,983.2	1,714.1	1,888.5
Sweden	144	6,569.0	6,240.0	6,689.8	5,851.3	5,752.8	5,737.0	8,033.3	8,492.3	8,327.6	6,788.3	6,827.4	7,335.2
Switzerland	146	17,743.5	17,431.4	17,273.4	15,434.8	16,993.8	17,786.0	18,080.0	19,555.7	20,509.2	18,385.6	18,109.7	18,958.1
Taiwan Prov.of China	528	2,494.3	2,291.7	2,161.4	2,109.5	2,303.6	3,161.0	2,279.9	2,318.6	2,252.1	2,090.6	2,249.7	2,430.8
United Kingdom	112	38,213.5	39,882.3	41,059.8	35,750.2	35,235.1	35,653.3	33,561.1	33,033.2	29,030.3	24,576.8	24,217.5	33,157.4
United States	111	34,732.4	36,174.0	36,723.4	36,552.1	36,546.7	38,752.1	34,151.0	35,732.9	34,001.8	31,467.6	32,847.5	32,635.7
Vatican	187	0.8	0.8	0.9	0.9	0.6	0.4	0.2	0.4	0.3	0.2	0.1	0.2
Emerg. & Dev. Economies	200	150,409.3	154,108.3	151,639.9	135,014.4	129,040.7	138,955.0	157,844.4	157,975.0	156,868.1	125,849.6	118,759.3	134,246.4
Emerg. & Dev. Asia	505	36,597.2	38,296.8	38,797.1	35,964.3	34,315.1	39,829.5	48,643.9	48,347.9	50,405.7	46,427.8	44,804.2	48,981.9
American Samoa	859	2.7	1.2	3.8	1.3	0.7	0.6	0.2	0.0	0.0	0.1	0.1	0.0
Bangladesh	513	132.7	182.5	201.0	319.9	208.5	216.2	1,246.0	1,399.7	1,484.9	1,583.4	1,668.7	1,760.6
Bhutan	514	2.7	0.6	0.4	0.3	0.6	0.8	0.2	2.2	1.1	1.2	0.1	0.2
Brunei Darussalam	516	16.9	17.1	8.6	82.9	24.6	6.2	0.9	1.1	1.0	23.0	1.6	0.6
Cambodia	522	79.8	82.1	91.3	97.9	152.6	114.8	162.3	200.5	283.3	389.9	512.5	572.6
China,P.R.: Mainland	924	19,450.9	19,664.1	21,410.1	19,889.5	17,662.6	21,393.3	32,768.5	32,684.7	33,768.3	30,681.4	29,306.8	31,711.6
Fiji	819	8.3	397.4	60.5	142.3	9.3	10.9	0.6	0.9	2.3	0.6	0.5	1.7
F.T. French Polynesia	887	583.1	609.5	648.0	570.6	613.3	641.0	32.5	29.1	26.5	23.2	25.9	28.0
F.T. New Caledonia	839	952.2	995.1	981.9	837.1	901.2	878.1	247.8	213.7	133.3	108.9	73.4	24.4
Guam	829	18.5	16.2	14.3	12.3	11.0	11.4	0.2	0.2	0.1	0.3	0.1	0.2
India	534	4,432.6	3,838.5	3,870.8	3,903.8	4,781.8	6,415.9	5,102.1	4,895.4	5,786.8	4,835.4	3,997.6	4,765.0
Indonesia	536	1,740.6	2,189.8	2,215.6	2,691.9	3,207.5	2,139.7	1,590.4	1,477.8	1,385.9	1,203.0	1,138.2	1,221.3
Kiribati	826	0.0	0.0	1.1	0.0	0.0	0.0	0.0	0.1	0.0
Lao People's Dem.Rep	544	39.8	35.2	59.3	11.9	11.9	11.3	14.1	15.2	19.4	18.7	16.6	17.5
Malaysia	548	3,990.4	3,797.0	3,211.5	1,586.6	1,703.3	2,179.1	2,227.6	1,943.9	1,772.3	1,611.2	1,714.3	1,583.0
Maldives	556	16.8	55.6	21.8	22.2	21.0	32.8	43.6	37.8	33.9	27.5	22.2	24.1

France (132)

In Millions of U.S. Dollars

		Exports (FOB)						Imports (CIF)					
		2012	2013	2014	2015	2016	2017	2012	2013	2014	2015	2016	2017
Marshall Islands	867	1.1	2.4	30.6	28.7	96.8	4.4	15.0	60.5	0.0	0.7	0.1
Micronesia	868	0.3	0.2	0.0	0.5	1.0	0.7	0.0	0.0	0.0	0.0	0.0	0.0
Mongolia	948	48.7	42.6	24.2	16.6	10.3	24.9	2.7	1.4	1.6	2.6	3.5	1.5
Myanmar	518	24.9	76.2	128.5	144.5	132.4	139.5	5.9	35.3	70.1	94.2	100.3	156.5
Nauru	836	0.1	0.0	0.4	0.4	0.0	0.0	0.0	0.0	0.0	0.0	0.0	0.0
Nepal	558	23.7	9.7	22.6	19.0	24.6	19.1	18.0	18.3	18.8	14.5	14.6	14.1
Palau	565	0.1	0.0	0.0	0.1	0.0	0.0	0.0	0.0	0.0	0.0
Papua New Guinea	853	22.4	18.7	6.6	49.9	73.0	52.2	14.8	20.7	20.7	13.6	14.5	20.4
Philippines	566	1,264.7	1,952.1	2,516.4	930.8	898.8	828.8	422.0	408.7	380.4	492.9	689.2	818.9
Samoa	862	0.4	0.0	1.7	0.2	0.3	2.9	0.0	0.0	0.0	0.2	0.0	0.0
Solomon Islands	813	0.2	0.2	0.5	0.4	0.3	0.5	0.5	0.7	0.7	1.1	0.5	0.2
Sri Lanka	524	166.5	111.7	379.1	963.1	100.1	185.4	173.3	190.0	298.4	192.0	149.6	158.3
Thailand	578	2,747.2	3,219.1	1,841.1	2,029.8	1,981.2	2,643.9	1,962.8	2,015.8	2,059.7	1,864.8	1,786.6	1,847.5
Timor-Leste	537	0.4	0.2	0.5	0.2	0.4	0.8	0.0	0.0	0.4	0.1	0.0	0.0
Tonga	866	0.0	2.5	0.3	0.1	0.0	2.6	0.0	0.0	0.0	0.0	0.1	0.0
Vanuatu	846	6.8	10.6	9.0	7.2	26.0	7.6	0.1	0.1	0.2	0.1	1.1	0.1
Vietnam	582	793.6	937.3	1,006.5	1,574.4	1,634.9	1,828.4	2,578.4	2,730.6	2,783.2	3,234.5	3,549.6	4,240.7
Asia n.s.	598	28.2	31.5	29.8	26.8	24.8	35.4	28.1	8.9	11.5	9.2	15.6	13.0
Europe	170	42,782.0	42,378.6	41,606.3	34,479.6	34,930.0	37,536.4	50,559.3	51,470.2	50,007.6	37,992.4	37,497.2	43,201.6
Emerg. & Dev. Europe	903	27,712.9	28,352.2	29,124.0	26,573.5	26,994.0	28,824.5	25,550.4	27,390.8	28,348.7	25,494.2	27,229.7	29,667.2
Albania	914	53.2	91.3	65.4	43.8	49.2	53.7	14.7	53.6	32.5	22.2	22.0	43.3
Bosnia and Herzegovina	963	98.3	93.2	120.9	89.0	102.3	106.6	51.3	61.4	77.1	59.3	72.8	81.2
Bulgaria	918	892.6	931.3	983.1	866.9	863.1	945.5	919.8	1,175.3	1,167.5	1,058.2	1,145.2	1,157.8
Croatia	960	468.9	446.3	418.1	408.8	453.4	539.1	156.1	137.4	211.8	203.2	241.3	339.0
Faroe Islands	816	2.0	1.2	2.5	1.8	1.9	5.6	0.3	0.7	0.2	0.2	0.2	0.5
Gibraltar	823	553.0	522.2	349.7	186.7	345.0	198.1	131.5	32.9	10.2	0.3	2.5	24.0
Hungary	944	3,617.0	3,835.0	4,381.0	3,965.2	3,466.7	3,794.7	4,248.7	4,480.4	4,602.4	4,077.1	4,285.5	4,452.5
Kosovo	967	13.4	19.2	39.9	8.0	13.5	11.8	1.9	2.3	1.6	2.8	3.5	4.1
Macedonia, FYR	962	50.1	58.5	66.3	78.3	78.4	82.5	15.5	22.1	24.5	23.1	36.4	41.5
Montenegro	943	63.6	26.2	35.6	21.5	16.3	33.0	6.9	6.3	4.0	4.3	2.3	2.0
Poland	964	8,649.3	9,094.9	9,627.0	8,736.9	9,234.8	10,422.6	10,307.6	10,694.4	11,069.0	9,970.5	10,490.8	11,796.0
Romania	968	3,975.9	4,512.1	4,638.5	3,822.4	4,090.9	4,510.4	3,196.9	3,584.5	3,755.5	3,391.9	3,887.2	4,045.1
Serbia, Republic of	942	353.4	375.1	379.4	407.2	469.5	494.8	223.6	306.6	384.8	358.7	357.1	412.7
Turkey	186	8,922.2	8,345.5	8,016.6	7,937.0	7,809.0	7,626.2	6,275.6	6,832.8	7,007.7	6,322.5	6,682.7	7,267.6
CIS	901	14,792.9	13,739.3	12,186.1	7,649.3	7,677.3	8,449.5	25,006.8	24,077.3	21,657.4	12,494.2	10,258.8	13,514.3
Armenia	911	51.4	50.1	63.6	44.2	39.4	47.5	4.6	5.8	4.3	2.9	2.7	3.1
Azerbaijan, Rep. of	912	212.2	351.8	272.8	195.1	142.0	115.3	2,283.6	2,245.8	1,824.5	1,249.2	982.0	706.3
Belarus	913	218.8	246.2	239.8	168.1	119.8	167.4	345.8	133.4	261.3	126.7	21.9	49.8
Georgia	915	128.6	233.7	144.3	133.2	138.7	206.9	21.5	29.5	36.4	20.7	29.4	29.4
Kazakhstan	916	629.2	904.7	891.3	1,039.0	505.6	363.8	6,717.4	7,063.9	5,486.6	3,611.8	2,679.2	3,955.9
Kyrgyz Republic	917	23.3	25.4	25.4	19.3	18.2	20.6	29.4	43.8	18.5	1.6	1.0	1.0
Moldova	921	60.3	79.4	63.4	54.9	46.5	46.4	32.7	41.3	45.5	39.9	41.1	43.5
Russian Federation	922	11,787.6	10,233.3	9,063.4	5,034.9	5,472.3	6,336.7	14,793.5	13,613.0	13,215.5	6,725.4	5,887.0	8,208.2
Tajikistan	923	6.6	15.2	12.6	13.8	16.0	6.5	3.2	0.7	0.5	0.5	0.9	3.0
Turkmenistan	925	226.5	169.5	250.8	105.3	136.0	83.1	26.9	2.4	33.7	2.5	34.4	4.2
Ukraine	926	1,361.2	1,274.6	1,023.7	655.5	800.8	964.0	591.5	732.7	601.9	538.1	514.8	460.5
Uzbekistan	927	87.3	155.3	134.9	185.9	241.9	91.3	156.7	165.1	128.9	174.8	64.6	49.5
Europe n.s.	884	276.1	287.2	296.2	256.7	258.7	262.3	2.0	2.1	1.5	4.1	8.7	20.1
Mid East, N Africa, Pak	440	39,307.2	39,927.2	39,479.3	36,752.6	33,420.0	35,739.8	33,485.8	34,465.4	33,553.5	23,309.9	21,324.1	26,286.4
Afghanistan, I.R. of	512	57.5	38.3	22.4	24.1	23.4	24.0	4.4	4.4	3.5	4.8	3.7	1.6
Algeria	612	8,176.5	7,841.6	8,218.3	6,995.2	5,655.7	5,637.7	5,040.4	5,615.6	5,831.1	4,308.2	3,308.3	3,838.9
Bahrain, Kingdom of	419	859.9	192.6	319.0	145.7	139.7	309.8	544.6	376.4	252.5	99.1	91.0	236.5
Djibouti	611	84.2	85.7	93.4	96.1	95.9	92.1	8.8	4.6	2.2	1.7	3.2	1.9
Egypt	469	2,247.5	1,861.5	2,163.0	3,566.0	2,988.1	3,248.9	1,628.4	1,554.3	1,332.4	483.7	474.0	619.7
Iran, I.R. of	429	1,032.5	656.0	599.8	623.4	794.9	1,693.5	165.7	37.4	39.1	34.0	1,512.0	2,582.8
Iraq	433	955.8	665.0	553.5	492.9	348.5	376.4	1,293.1	1,115.0	1,008.0	895.0	177.6	137.5
Jordan	439	442.8	507.4	385.2	344.5	375.5	294.0	27.5	72.0	16.7	15.8	34.1	14.5
Kuwait	443	498.2	1,146.3	661.0	1,235.4	474.1	534.2	792.0	1,223.9	1,009.3	676.2	427.4	375.3
Lebanon	446	1,769.4	1,719.1	1,495.9	1,108.6	986.4	831.7	49.5	50.1	71.5	59.8	50.7	53.4
Libya	672	697.8	1,065.0	349.1	784.0	194.2	184.6	5,511.8	4,260.3	2,465.1	944.7	556.1	1,580.9

France (132)

In Millions of U.S. Dollars

		Exports (FOB)						Imports (CIF)					
		2012	2013	2014	2015	2016	2017	2012	2013	2014	2015	2016	2017
Mauritania	682	298.8	293.9	280.1	199.9	163.8	206.0	142.4	91.2	80.1	45.0	42.7	36.8
Morocco	686	5,243.6	5,154.6	5,669.1	4,198.3	4,836.6	4,832.4	3,690.3	3,827.1	4,248.6	3,997.7	4,166.3	5,020.8
Oman	449	777.9	831.6	809.6	527.4	380.1	423.1	44.9	263.5	101.1	60.8	24.9	24.5
Pakistan	564	694.3	653.8	706.3	490.5	670.5	637.8	459.0	499.2	572.3	470.6	481.0	523.9
Qatar	453	1,124.5	1,014.5	1,936.3	3,119.0	2,027.1	2,313.4	989.4	1,099.8	793.7	261.6	270.7	740.0
Saudi Arabia	456	4,337.1	4,855.8	4,635.8	4,078.1	5,124.9	6,069.0	6,796.1	7,797.4	9,140.5	5,475.2	4,049.1	4,534.5
Somalia	726	13.2	16.9	17.4	14.4	11.9	54.7	0.3	0.9	1.7	7.1	11.0	10.6
Sudan	732	96.3	111.9	85.5	81.7	92.6	93.1	55.8	65.1	57.1	62.1	55.0	61.3
Syrian Arab Republic	463	159.9	212.9	78.2	56.5	32.9	54.9	23.3	9.4	5.3	4.4	3.8	4.0
Tunisia	744	4,649.4	4,916.8	4,460.1	3,992.1	3,604.6	3,718.9	4,709.4	4,821.6	5,145.6	4,234.4	4,424.1	4,636.8
United Arab Emirates	466	4,811.4	5,733.0	5,557.7	4,434.3	4,272.6	4,004.0	1,503.7	1,643.8	1,374.2	1,164.5	1,154.4	1,246.4
West Bank and Gaza	487	13.1	15.0	16.4	23.6	18.9	16.1	2.8	1.1	1.0	2.3	2.3	3.1
Yemen, Republic of	474	265.5	338.2	366.4	121.0	107.1	89.4	2.1	31.2	1.1	1.4	0.7	0.8
Sub-Saharan Africa	603	15,030.3	15,647.7	16,034.3	13,237.5	12,191.5	12,021.8	14,926.1	14,409.5	14,139.5	9,948.7	7,580.9	7,995.7
Angola	614	708.1	619.6	1,033.8	679.3	285.2	344.7	1,206.5	1,225.1	2,022.9	1,609.6	1,034.9	371.2
Benin	638	367.5	357.5	350.5	284.3	237.1	207.2	4.7	4.0	4.9	6.3	3.7	3.2
Botswana	616	11.2	11.9	8.8	14.0	40.0	12.0	0.5	0.3	0.6	3.5	1.0	0.5
Burkina Faso	748	340.6	446.6	361.4	288.2	259.0	283.4	8.9	11.1	52.4	14.3	13.9	17.7
Burundi	618	19.8	18.5	19.3	24.6	24.1	11.3	5.8	5.5	5.3	5.2	2.6	1.7
Cabo Verde	624	13.3	12.6	14.6	14.7	40.7	29.7	0.6	0.5	0.3	0.2	0.3	0.8
Cameroon	622	871.1	941.5	870.4	718.6	719.4	609.4	235.5	264.0	267.9	285.7	255.4	498.9
Central African Rep.	626	48.0	35.5	35.3	50.2	42.2	32.6	7.9	4.9	4.0	6.4	6.2	3.4
Chad	628	164.9	163.3	165.6	145.0	121.5	98.7	11.4	50.3	7.3	44.7	101.4	10.6
Comoros	632	31.8	39.4	37.9	36.9	44.8	35.8	6.3	7.3	5.6	6.0	9.3	15.0
Congo, Dem. Rep. of	636	273.9	300.6	209.1	271.5	260.7	142.9	23.2	18.0	14.1	15.3	16.2	15.5
Congo, Republic of	634	757.7	770.6	842.7	727.4	577.7	372.0	1,111.3	558.5	261.5	82.9	39.6	29.9
Côte d'Ivoire	662	1,287.1	1,361.1	1,413.0	1,230.0	1,191.4	1,338.3	662.1	805.1	709.1	684.9	732.5	795.4
Equatorial Guinea	642	167.6	156.1	138.4	85.1	47.6	33.1	2,494.9	1,523.9	1,004.7	397.2	50.1	159.5
Eritrea	643	3.9	3.3	4.0	2.7	3.2	3.0	0.9	0.4	0.3	2.3	2.2	0.0
Eswatini, Kingdom of	734	2.2	2.6	2.5	4.0	3.5	2.6	10.2	11.5	11.0	8.4	10.1	8.0
Estonia	939	431.8	409.3	350.1	286.5	310.3	379.6	241.2	306.9	312.5	292.9	298.6	348.2
Ethiopia	644	104.1	238.7	134.8	248.2	484.1	924.2	58.5	43.2	41.5	47.5	45.2	40.9
Gabon	646	991.9	967.7	909.6	610.7	524.2	488.7	230.1	455.8	168.6	196.1	169.7	127.0
Gambia, The	648	9.4	14.5	25.6	15.3	9.4	8.5	6.8	1.4	4.8	6.9	6.0	0.1
Ghana	652	424.6	415.2	263.4	520.1	305.2	259.3	1,184.5	1,110.1	992.4	642.7	290.7	328.8
Guinea	656	189.2	172.7	168.6	148.6	159.5	192.6	101.5	81.3	107.0	88.7	145.6	99.8
Guinea-Bissau	654	8.3	7.5	12.6	7.3	5.4	3.8	1.3	0.1	0.6	0.1	0.0	3.1
Kenya	664	319.6	220.9	198.8	207.1	168.7	194.6	84.9	89.1	78.6	86.7	79.2	93.4
Lesotho	666	1.3	0.4	0.3	0.3	0.6	0.4	0.0	0.0	0.1	0.1	0.0	0.0
Liberia	668	30.9	28.5	26.7	21.9	24.1	9.7	38.1	77.3	70.1	38.6	24.2	18.8
Madagascar	674	384.0	396.8	390.3	362.7	355.8	400.8	404.6	459.4	433.9	382.0	496.6	688.5
Malawi	676	52.3	61.0	60.7	3.0	18.7	13.2	10.6	14.2	14.5	4.1	0.9	1.3
Mali	678	389.2	409.9	462.5	372.6	407.4	373.3	11.3	9.8	10.6	9.2	12.3	9.3
Mauritius	684	443.1	446.0	442.3	381.2	386.8	642.1	355.7	343.5	350.8	272.0	280.0	308.8
Mozambique	688	110.1	96.9	145.0	154.7	158.8	29.9	45.1	59.1	129.8	64.1	69.3	118.9
Namibia	728	33.0	250.9	27.0	12.0	9.7	13.1	159.0	165.9	146.0	187.5	136.8	106.3
Niger	692	207.4	230.8	253.0	200.3	143.4	172.2	550.0	787.3	513.1	544.3	240.8	262.1
Nigeria	694	1,742.4	2,034.8	2,019.5	1,440.8	1,294.6	1,207.9	4,761.2	5,024.7	5,497.1	3,240.3	2,338.2	2,788.6
Rwanda	714	20.7	18.6	22.6	23.2	259.8	22.2	4.4	4.0	3.3	2.4	3.8	3.5
São Tomé & Príncipe	716	2.2	0.7	1.1	0.8	1.3	3.6	0.2	0.3	0.2	0.2	0.8	0.8
Senegal	722	1,066.3	937.8	968.4	849.6	841.0	856.1	85.1	111.9	99.7	83.3	72.5	84.0
Seychelles	718	66.6	91.7	60.5	52.8	67.5	81.0	127.6	159.5	138.6	94.4	108.9	124.3
Sierra Leone	724	45.0	39.9	42.6	15.2	42.5	22.3	12.4	1.6	4.7	9.3	7.8	7.7
South Africa	199	2,508.3	2,496.1	2,675.7	2,072.6	2,059.6	2,024.9	816.8	811.2	823.6	645.4	674.9	713.3
South Sudan, Rep. of	733	17.0	21.6	19.0	2.1	1.6	0.0	0.1	0.0	0.2
Tanzania	738	168.5	111.9	62.6	177.9	142.3	60.4	31.9	44.9	43.4	40.3	37.5	41.3
Togo	742	473.3	529.8	986.0	630.1	327.7	337.2	12.5	12.5	11.8	10.3	13.3	16.5
Uganda	746	91.5	115.2	87.0	59.2	52.8	66.9	15.6	23.0	22.7	15.9	11.2	12.6
Zambia	754	51.6	27.5	38.5	31.4	21.5	27.3	3.8	5.9	4.9	2.4	10.3	15.4
Zimbabwe	698	26.9	27.6	19.5	22.3	19.0	27.2	22.0	21.9	55.4	61.2	24.9	49.2

France (132)

In Millions of U.S. Dollars

		Exports (FOB)						Imports (CIF)					
		2012	2013	2014	2015	2016	2017	2012	2013	2014	2015	2016	2017
Africa n.s.	799	0.1	0.1	0.3	0.3	0.1	0.0	0.0	0.3	0.0	0.0	0.3	0.0
Western Hemisphere	205	16,692.7	17,857.9	15,723.0	14,580.4	14,184.2	13,827.3	10,229.3	9,281.9	8,761.7	8,170.7	7,552.9	7,780.8
Anguilla	312	7.1	0.6	2.1	0.4	1.7	16.8	0.0	0.0	0.0	0.0	0.0	0.1
Antigua and Barbuda	311	5.2	97.7	56.4	26.4	27.1	11.1	0.3	1.3	0.3	6.6	0.4	0.8
Argentina	213	1,467.3	1,641.1	1,194.5	1,447.1	1,272.0	1,097.1	548.9	489.3	382.7	379.3	376.6	336.9
Aruba	314	16.4	43.1	21.3	9.7	10.0	9.4	8.7	19.3	7.4	7.8	0.9	0.4
Bahamas, The	313	81.3	49.2	40.1	75.1	94.8	69.3	22.4	10.0	46.0	34.3	18.9	17.9
Barbados	316	26.1	26.4	29.7	26.5	24.2	20.7	4.7	12.1	8.0	6.0	5.2	6.3
Belize	339	5.9	2.4	5.1	1.1	1.4	1.6	0.5	1.7	1.6	0.3	0.4	0.8
Bermuda	319	34.5	5.6	5.3	5.7	8.2	9.6	0.1	0.0	2.4	0.4	0.3	0.2
Bolivia	218	35.3	49.0	106.5	62.5	112.6	94.4	28.1	43.1	69.7	43.8	29.9	22.9
Brazil	223	6,489.4	6,829.5	5,877.6	5,486.1	5,022.3	5,012.9	4,789.9	3,867.8	3,156.8	2,737.2	2,535.1	2,818.8
Chile	228	1,035.8	1,012.0	927.9	747.6	888.4	1,145.1	1,196.6	1,156.9	1,161.1	911.9	843.8	992.2
Colombia	233	1,091.4	1,397.1	1,299.1	937.6	696.1	571.4	530.0	486.4	348.4	301.9	271.9	371.7
Costa Rica	238	50.8	56.5	56.3	60.3	66.5	69.2	133.5	145.3	104.2	132.9	84.7	76.8
Curacao	354	9.8	11.7	13.3	11.7	11.8	2.4	0.7	0.8	15.5	0.6
Dominica	321	6.7	3.7	5.1	5.8	3.9	4.5	4.1	3.7	2.8	2.0	1.1	0.5
Dominican Republic	243	127.9	118.0	135.1	150.3	159.9	171.5	35.7	59.0	44.9	32.8	41.6	36.6
Ecuador	248	225.2	169.8	166.6	165.7	131.6	121.9	265.1	345.7	347.7	302.0	303.9	322.1
El Salvador	253	82.6	40.9	34.4	28.2	27.2	25.9	11.0	8.5	12.5	13.5	13.1	11.5
Falkland Islands	323	0.0	0.0	0.0	0.0	0.3	0.0	0.0	0.0	0.0	0.4	0.0	0.0
Greenland	326	3.2	3.5	2.8	2.0	1.3	8.8	0.3	0.1	0.4	0.0	0.0	0.0
Grenada	328	1.8	2.8	1.6	2.5	2.9	3.5	1.0	1.7	0.8	1.5	1.5	1.4
Guatemala	258	77.1	98.9	154.5	87.1	62.4	61.5	32.1	40.4	44.8	46.9	35.3	41.7
Guyana	336	12.2	10.1	6.0	3.5	3.5	4.0	10.6	7.3	12.3	12.6	12.5	9.3
Haiti	263	49.1	54.0	63.3	48.6	48.2	58.9	8.1	8.3	10.6	13.5	12.3	19.8
Honduras	268	21.3	20.9	46.2	23.3	18.0	25.1	66.0	58.9	81.0	80.5	75.3	78.8
Jamaica	343	21.5	22.5	22.4	15.4	24.8	56.0	18.2	17.3	43.2	19.7	10.9	29.3
Mexico	273	3,027.0	3,333.3	3,511.1	3,561.9	4,131.2	3,947.4	1,205.9	1,467.0	1,844.9	2,104.2	1,907.4	1,644.1
Montserrat	351	0.0	0.1	0.3	1.2	0.5	0.0	0.2	0.0	0.1	0.3	0.8	0.9
Netherlands Antilles	353	50.9	37.9
Nicaragua	278	12.6	13.6	62.6	23.7	11.5	11.6	41.7	48.0	37.2	31.2	33.6	30.7
Panama	283	1,117.4	1,067.9	391.4	401.7	319.2	373.4	9.0	12.6	13.1	8.7	15.9	10.2
Paraguay	288	61.6	78.9	88.1	87.7	61.6	64.3	11.2	107.6	96.5	71.4	27.4	14.8
Peru	293	313.9	275.8	306.1	315.2	351.4	275.2	298.6	267.5	297.4	332.7	311.6	312.4
Sint Maarten	352	34.9	33.2	35.6	33.8	32.3	1.8	2.0	2.2	2.1	2.9
St. Kitts and Nevis	361	0.8	1.6	1.0	0.9	1.0	2.2	0.3	0.1	0.1	0.2	0.2	0.0
St. Lucia	362	6.4	6.5	7.5	7.1	11.0	9.7	10.6	1.0	1.0	0.9	1.3	1.0
St. Vincent & Grens.	364	3.5	5.4	20.4	3.4	11.4	3.3	1.1	0.0	0.7	1.8	111.5	104.2
Suriname	366	24.6	55.6	12.5	29.0	10.5	13.2	68.9	67.6	86.8	132.5	38.3	9.2
Trinidad and Tobago	369	104.7	198.4	75.3	45.4	33.3	35.9	333.2	309.4	246.3	209.5	195.0	288.8
Uruguay	298	247.7	274.9	244.2	181.2	142.6	187.3	37.2	36.5	47.5	63.6	93.6	63.7
Venezuela, Rep. Bol.	299	620.7	633.7	551.6	314.6	240.2	63.0	359.7	111.1	134.7	97.4	66.5	69.9
Western Hem. n.s.	399	125.7	112.2	145.9	139.9	103.8	126.2	97.9	65.3	63.6	25.7	56.5	30.4
Other Countries n.i.e	910	285.9	326.7	210.5	167.2	144.9	201.0	33.0	23.8	13.2	16.9	19.2	25.2
Cuba	928	283.7	325.3	209.4	163.9	142.7	199.0	32.5	23.1	12.5	16.6	18.8	24.9
Korea, Dem. People's Rep.	954	2.2	1.4	1.1	3.3	2.2	2.0	0.6	0.7	0.7	0.3	0.3	0.3
Special Categories	899	3,138.6	3,309.7	2,863.1	2,351.1	1,743.9	2,016.8	52.4	27.3	69.8	0.0	12.3	1.8
Countries & Areas n.s.	898	1,341.3	814.5	391.6	749.7	659.2	1,368.6	105.3	259.4	5,257.8	4,932.4	6,753.1	2,146.7
Memorandum Items													
Africa	605	33,592.3	34,052.0	34,836.5	28,796.3	26,650.4	26,655.3	28,573.5	28,835.7	29,505.8	22,604.8	19,591.6	21,602.6
Middle East	405	19,993.5	20,813.7	19,926.8	20,660.2	18,265.1	20,443.0	19,375.0	19,535.7	17,611.4	10,178.4	8,828.8	12,153.8
European Union	998	334,703.8	343,954.7	348,990.7	297,451.8	298,010.7	314,113.9	452,812.7	462,865.7	459,916.5	392,411.7	395,318.0	435,390.7
Export earnings: fuel	080	43,019.8	43,193.2	41,824.1	34,246.8	29,866.8	31,974.2	57,837.8	56,524.3	52,686.3	32,058.1	25,757.2	32,735.4
Export earnings: nonfuel	092	526,142.0	537,272.3	539,019.0	471,855.4	471,566.9	503,075.1	617,178.5	625,916.5	626,094.3	541,074.5	546,172.2	591,280.8

French Territories: French Polynesia (887)

In Millions of U.S. Dollars

		Exports (FOB)						Imports (CIF)					
		2012	2013	2014	2015	2016	2017	2012	2013	2014	2015	2016	2017
IFS World	
World	001	175.1	190.3	206.3	156.2	149.0	171.5	1,707.9	1,816.5	1,763.6	1,536.5	1,486.1	1,607.2
Advanced Economies	110	130.6	136.1	151.4	122.4	114.3	134.8	1,374.1	1,438.1	1,419.5	1,183.1	1,238.7	1,315.3
Euro Area	163	23.5	24.2	21.5	20.0	21.7	23.0	593.9	647.4	655.3	565.6	611.0	635.8
Austria	122	0.0	0.1	0.0	0.0	0.0	0.0	3.7	3.0	3.1	2.4	1.4	2.5
Belgium	124	0.2	0.1	0.4	0.4	0.3	0.2	27.1	31.3	30.8	22.2	26.4	22.0
Cyprus	423	0.1	0.1	0.0	0.1	0.3	0.3
Estonia	939	0.0	0.0	0.0	0.0	0.0	0.0	0.2
Finland	172	0.0	0.0	0.0	0.0	1.4	1.5	1.7	1.2	1.1	1.4
France	132	21.7	21.3	19.4	18.1	20.0	21.3	411.0	448.1	455.4	390.3	424.6	448.9
Germany	134	0.8	1.4	1.1	0.9	0.9	0.9	49.5	57.6	52.0	50.6	54.8	52.7
Greece	174	0.7	1.4	1.3	1.3	0.8	0.3	0.3
Ireland	178	0.0	0.0	0.0	8.4	9.4	6.2	5.2	3.1	3.1
Italy	136	0.2	0.4	0.3	0.1	0.1	0.1	42.2	43.1	46.4	40.8	39.6	40.9
Latvia	941	0.0	0.0	0.0	0.1	0.0	0.0	0.0
Lithuania	946	0.0	0.0	0.0	0.0	0.0	0.0	0.1	0.2	0.2	0.2	0.4	0.3
Luxembourg	137	0.0	0.0	0.0	0.0	0.0	0.0	0.2	0.2	0.3	0.2	0.2	0.0
Malta	181	0.0	0.0	0.0	0.0	0.5	0.6	0.5	0.3	0.3	0.3
Netherlands	138	0.4	0.2	0.1	0.3	0.3	0.0	20.0	19.4	22.8	20.8	24.1	27.1
Portugal	182	0.0	0.0	0.0	0.0	3.0	5.6	4.3	2.9	3.0	5.2
Slovak Republic	936	0.0	0.0	0.0	0.0	0.0	1.2	1.6	1.9	0.8	0.3	0.3
Slovenia	961	0.0	0.0	0.2	0.2	0.4	0.3	0.2	0.5
Spain	184	0.0	0.0	0.0	0.1	0.1	0.4	23.8	24.4	27.8	26.4	30.8	30.0
Australia	193	1.1	0.3	0.4	0.8	0.5	0.5	68.7	52.6	51.5	43.8	32.6	47.3
Canada	156	0.5	0.3	2.5	0.4	0.6	0.7	16.9	9.7	9.9	7.5	5.0	7.4
China,P.R.: Hong Kong	532	38.3	41.7	48.9	31.8	32.8	37.0	8.0	11.1	8.5	7.8	7.8	7.8
Czech Republic	935	0.0	2.9	2.6	3.3	2.1	2.2
Denmark	128	0.2	0.5	0.5	8.3	3.4	3.3	6.3	5.6	5.1	5.6	4.6	4.2
Iceland	176	e 0.0	e 0.0	e 0.0	0.1	0.1	0.2	0.1	0.0	0.0
Israel	436	0.0	0.0	0.1	0.6	0.9	2.1	0.8	0.8	0.8
Japan	158	38.7	44.5	47.0	34.0	33.5	39.7	31.6	28.1	27.5	24.2	33.8	34.1
Korea, Republic of	542	0.4	0.2	0.3	0.7	0.7	0.7	166.1	197.7	55.3	73.7	159.3	195.4
New Zealand	196	1.7	1.6	2.0	2.1	1.5	1.9	143.6	145.4	140.3	115.0	115.6	108.8
Norway	142	0.0	0.0	0.0	0.0	0.0	0.0	1.1	1.5	1.3	3.4	2.5	2.9
Singapore	576	1.4	0.1	7.5	0.3	0.1	0.1	140.7	126.3	235.4	130.5	87.4	67.3
Sweden	144	0.2	0.1	0.1	0.1	0.1	0.3	4.0	4.3	3.7	3.3	7.8	3.9
Switzerland	146	0.0	0.2	0.1	0.0	0.0	0.1	7.8	10.3	11.4	12.1	14.6	14.1
Taiwan Prov.of China	528	e 0.9	e 0.3	e 0.3	e 0.1	e 0.2	e 0.0	e 1.6	e 1.7	e 1.9	e 9.7	e 1.6	e 2.0
United Kingdom	112	0.0	0.1	0.1	0.2	0.2	0.2	18.0	18.4	19.3	17.5	18.5	19.0
United States	111	23.6	22.0	20.2	23.5	19.0	27.4	165.0	173.9	188.2	159.1	133.8	162.4
Emerg. & Dev. Economies	200	44.6	54.2	54.9	33.8	34.7	36.7	333.5	378.1	343.2	352.5	246.5	291.0
Emerg. & Dev. Asia	505	7.5	7.3	8.4	6.5	8.6	8.6	281.5	326.9	289.2	302.9	189.3	227.7
American Samoa	859	0.2	0.1	0.1	0.4	0.3	0.4
Bangladesh	513	1.3	0.9	0.7	1.2	1.1	1.0
Cambodia	522	0.0	0.0	0.1	0.2	0.2	0.5	0.4	0.4
China,P.R.: Mainland	924	3.2	2.4	2.3	1.8	4.3	4.0	167.6	178.1	184.1	202.1	106.2	116.9
Fiji	819	0.1	0.5	0.0	0.0	0.0	0.0	4.9	4.7	4.9	3.7	3.7	4.3
F.T. New Caledonia	839	3.0	2.6	2.5	1.9	1.4	1.6	1.2	1.3	1.2	1.2	1.1	1.2
India	534	0.1	0.1	0.1	0.1	0.0	0.1	5.4	5.5	6.2	7.2	7.6	13.8
Indonesia	536	0.0	0.1	0.3	0.2	0.4	0.1	14.0	13.2	13.7	16.9	13.7	14.5
Malaysia	548	0.0	0.1	0.0	0.0	0.0	0.0	9.2	10.5	11.8	11.1	2.5
Papua New Guinea	853	0.0	0.0	0.0	0.0	0.3	0.1	0.1	0.0	0.0	0.0
Philippines	566	0.1	0.0	0.1	0.1	0.0	16.1	47.1	1.0	1.1	1.2	0.2
Samoa	862	0.0	0.0	0.0	0.0	0.0	0.0	0.1	0.1	0.1	0.0	0.0	0.0
Sri Lanka	524	0.0	0.0	0.0	0.4	0.5	0.3	0.4	1.4	1.4
Thailand	578	0.3	0.2	0.2	0.1	0.1	0.2	46.9	46.2	44.8	39.1	32.4	54.6
Tonga	866	0.0	0.0	0.0	0.0	0.0	0.1	0.0
Vanuatu	846	0.0	0.0	1.5	0.1	0.1	0.2	0.0	0.0	0.0	0.0	0.0	0.0
Vietnam	582	0.5	1.3	1.3	1.7	1.6	1.9	5.9	8.5	8.6	8.3	8.1	8.7
Asia n.s.	598	8.4	10.2	11.3	10.0	9.7	10.7

French Territories: French Polynesia (887)

In Millions of U.S. Dollars

		Exports (FOB)						Imports (CIF)					
		2012	2013	2014	2015	2016	2017	2012	2013	2014	2015	2016	2017
Europe	170	36.4	39.5	37.4	26.6	25.9	27.6	16.1	17.8	22.2	18.2	20.8	24.6
Emerg. & Dev. Europe	903	0.1	0.0	0.1	0.1	0.1	0.1	15.7	17.5	21.6	17.7	20.7	24.6
Albania	914	e 0.0	0.0	0.0	0.1	0.1	0.1	0.1
Bulgaria	918	0.2	0.4	0.6	0.5	0.0	0.0
Croatia	960	0.1	0.1	0.1	0.1	0.2	0.3	0.2	0.2	0.0	0.1
Hungary	944	0.0	0.0	0.0	0.0	0.0	0.0	2.9	3.5	4.0	3.4	3.1	3.5
Poland	964	0.0	0.0	0.0	0.0	4.8	4.5	6.2	5.3	4.5	5.1
Romania	968	0.0	0.0	3.5	4.2	5.5	3.6	4.4	6.5
Serbia, Republic of	942	e 0.0	e 0.0	e 0.0	e 0.0	0.0	0.0	0.3	0.4	0.0	0.1
Turkey	186	0.0	0.0	0.0	0.0	0.0	4.0	4.4	4.7	4.2	8.6	9.1
CIS	901	36.3	39.5	37.3	26.6	25.8	27.5	0.4	0.2	0.5	0.4	0.0	0.0
Georgia	915	e 0.1	e 0.0	0.0	0.0	0.0	0.0	0.0	0.0
Kyrgyz Republic	917	e 36.3	e 39.5	e 37.3	e 26.5	e 25.8	e 27.5
Russian Federation	922	0.0	0.2	0.1	0.2	0.3	0.0
Ukraine	926	0.2	0.1	0.3	0.1
Europe n.s.	884	0.0	0.1	0.0	0.0	0.0
Mid East, N Africa, Pak	440	0.0	0.0	0.1	0.0	0.1	0.1	6.2	8.2	7.1	3.9	3.9	4.1
Algeria	612	0.0	0.0	0.0	0.0	0.0	0.3	0.1
Egypt	469	0.1	0.1	0.1	0.1	0.1	0.1
Iran, I.R. of	429	1.7	3.4	1.4	0.0	0.0	0.1
Jordan	439	0.1	0.0	0.1	0.0	0.0	0.0
Lebanon	446	0.0	0.0	0.0	0.0	0.0	0.2	0.0
Morocco	686	0.0	0.0	1.3	1.5	1.8	1.3	0.6	0.7
Oman	449	0.0	0.0	0.1
Pakistan	564	0.0	0.0	0.9	0.6	0.7	0.8	0.8	1.0
Saudi Arabia	456	0.0	0.0	0.2	0.1	0.1	0.1	0.1
Tunisia	744	0.0	0.0	0.0	1.5	2.1	1.2	1.1	1.4	1.4
United Arab Emirates	466	0.0	0.0	0.1	0.0	0.0	0.1	0.4	0.2	1.6	0.4	0.4	0.4
Sub-Saharan Africa	603	0.1	0.2	0.0	0.1	0.1	0.1	7.7	3.4	1.8	4.0	15.7	15.3
Cameroon	622	0.0	0.0	0.0	0.0	0.1	0.0	0.0	0.0	0.1
Chad	628	2.5
Côte d'Ivoire	662	0.0	0.0	0.0	0.1	0.1	0.1	0.1	0.1	0.1
Estonia	939	0.0	0.0	0.0	0.0	0.0	0.0	0.2
Ethiopia	644	0.0	0.2	0.0	0.1	0.1	0.1
Ghana	652	0.0	0.0	0.0	0.1	0.1	0.0	0.0	0.0	0.0
Madagascar	674	0.2	0.1	0.0	0.1	0.1	0.1	0.1
Mali	678	0.0	0.1	0.0	0.0	0.0	0.0
Mauritius	684	0.0	0.0	0.0	0.0	0.0	0.0	0.1	0.0	0.0
Senegal	722	0.3	0.2	0.2	0.1	0.1	0.2
Seychelles	718	0.0	0.0	0.0	0.1	0.1	0.1
South Africa	199	0.1	0.0	0.0	0.0	4.6	2.3	1.2	3.3	15.0	14.5
Western Hemisphere	205	0.5	7.1	9.0	0.5	0.2	0.4	21.9	21.9	23.0	23.5	16.8	19.4
Argentina	213	0.0	0.0	0.0	0.0	0.0	5.0	5.1	4.3	3.6	3.8	4.1
Bolivia	218	0.0	0.0	0.0	0.1	0.0	0.0	0.0
Brazil	223	0.1	0.0	0.2	0.0	0.0	0.0	2.7	2.2	2.1	2.2	2.6	1.8
Chile	228	0.5	0.4	0.4	0.5	0.1	0.1	2.1	1.9	1.9	1.7	1.9	2.0
Colombia	233	0.0	6.6	8.0	0.3	0.5	0.2	0.2	0.6	0.6
Costa Rica	238	0.0	0.0	0.2	0.3	0.3	0.2	0.1	0.1	0.1
Dominican Republic	243	0.0	0.1	0.1	0.2	0.2	0.1	0.2
Ecuador	248	0.0	0.3	0.2	0.0	0.0	0.1	0.1	0.0
El Salvador	253	e 0.0	e 0.0	e 0.0	0.0	0.0	0.0	0.0	0.1	0.0
Guatemala	258	0.0	0.1	0.0	0.0	0.1	0.1	0.1
Guyana	336	0.0	0.1	0.1	0.0	0.6	0.6	0.8
Honduras	268	0.2	0.1	0.0	0.1	0.1	0.1
Mexico	273	0.0	0.0	0.0	0.0	0.0	4.2	4.1	4.3	4.2	0.4	0.5
Nicaragua	278	e 0.0	0.1	0.1	0.0	0.0	0.0	0.0
Peru	293	0.0	0.0	0.0	0.4	0.5	0.6	0.2	0.3	0.3
Uruguay	298	0.0	5.9	6.5	8.8	10.1	6.0	8.8
Other Countries n.i.e	910	0.0	0.1	0.1	0.3	0.2	0.2	0.2
Cuba	928	0.0	0.1	0.1	0.1	0.1	0.1	0.1

French Territories: French Polynesia (887)

In Millions of U.S. Dollars

		Exports (FOB)						Imports (CIF)					
		2012	2013	2014	2015	2016	2017	2012	2013	2014	2015	2016	2017
Korea, Dem. People's Rep.	954	0.0	0.1	0.2	0.1	0.1	0.1
Countries & Areas n.s.	898	0.2	0.2	0.5	0.7	0.7	0.7
Memorandum Items													
Africa	605	0.1	0.2	0.0	0.1	0.1	0.1	10.6	7.1	4.8	6.4	18.0	17.6
Middle East	405	0.0	0.0	0.1	0.0	0.0	0.1	2.4	4.0	3.4	0.7	0.8	0.8
European Union	998	24.0	24.8	22.3	28.7	25.5	26.8	634.0	691.6	702.5	608.4	656.0	680.2
Export earnings: fuel	080	0.0	6.6	8.4	0.0	0.0	0.1	5.6	4.6	3.8	1.3	1.5	1.4
Export earnings: nonfuel	092	175.1	183.6	197.9	156.1	149.0	171.5	1,702.3	1,812.0	1,759.8	1,535.2	1,484.5	1,605.8

French Territories: New Caledonia (839)

In Millions of U.S. Dollars

		Exports (FOB)						Imports (CIF)					
		2012	2013	2014	2015	2016	2017	2012	2013	2014	2015	2016	2017
IFS World	
World	001	1,322.1	1,296.3	1,637.3	1,338.0	1,256.0	1,701.9	3,262.0	3,253.0	3,332.0	2,544.5	2,473.0	2,759.2
Advanced Economies	110	1,095.2	1,060.0	1,221.8	804.4	795.4	1,143.4	2,654.6	2,650.5	2,625.6	1,830.9	1,814.0	2,087.5
Euro Area	163	377.3	327.8	329.4	127.4	156.6	274.8	1,061.2	1,108.5	1,108.1	857.1	832.7	926.5
Austria	122	0.0	0.1	0.1	0.0	0.0	0.0	10.0	8.1	13.6	8.6	7.8	8.9
Belgium	124	54.4	70.5	76.1	51.9	54.0	80.9	41.9	39.2	41.0	31.8	30.6	33.9
Cyprus	423	0.1	0.2	0.1	0.2	0.2	0.2
Estonia	939	0.0	0.0	0.0	1.8	1.4	0.4	0.4	0.4	0.4
Finland	172	0.0	0.0	0.0	0.0	0.0	0.0	6.6	7.3	8.5	2.5	2.9	4.5
France	132	237.4	194.7	178.6	33.4	60.8	133.3	721.6	758.1	738.3	649.8	621.6	667.0
Germany	134	0.5	0.9	0.7	0.6	0.6	0.7	114.7	121.7	122.7	22.6	33.7	61.4
Greece	174	1.3	2.2	2.2	1.8	1.8	1.9
Ireland	178	0.4	0.9	0.1	0.1	0.1	9.9	10.6	9.9	9.5	9.0	9.5
Italy	136	30.5	13.3	10.2	0.7	0.7	0.9	84.0	78.2	81.1	57.1	55.9	63.9
Latvia	941	0.2	0.0	0.0	0.1	0.0	0.1
Lithuania	946	0.0	0.3	0.4	0.3	0.3	0.3	0.3
Luxembourg	137	0.0	0.0	0.0	0.0	0.7	1.1	1.3	0.7	0.6	0.7
Malta	181	0.3	0.5	0.3	0.3	0.4	0.4
Netherlands	138	5.2	1.5	8.5	0.1	0.1	0.1	20.3	24.2	20.3	19.8	19.3	20.3
Portugal	182	0.0	0.0	0.0	0.0	4.5	5.3	5.7	4.9	4.6	4.9
Slovak Republic	936	2.5	1.9	1.5	1.5	1.5	1.6
Slovenia	961	1.0	1.7	2.2	1.4	1.4	1.6
Spain	184	49.1	46.4	54.3	40.4	40.4	58.8	39.6	46.4	58.5	43.8	40.9	45.1
Australia	193	123.2	162.5	189.6	12.7	11.9	15.6	353.0	286.8	296.3	144.6	152.1	197.1
Canada	156	0.4	1.0	0.9	1.3	1.3	1.3	29.5	25.8	11.4	27.2	25.6	23.5
China,P.R.: Hong Kong	532	3.1	7.1	14.4	32.2	27.0	29.9	7.7	8.4	9.4	7.4	7.0	7.7
China,P.R.: Macao	546	0.0	0.0	0.0	0.1	0.0	0.0	0.0
Czech Republic	935	0.0	0.0	0.0	7.7	6.5	6.7	5.3	5.1	5.6
Denmark	128	0.0	0.0	0.0	0.0	8.8	7.7	8.2	6.9	6.5	7.0
Iceland	176	0.0	0.2	0.2	0.2	0.4	0.4	0.3
Israel	436	0.0	0.0	0.0	0.0	5.1	2.1	1.6	0.9	1.0	1.2
Japan	158	202.4	179.7	248.1	197.6	188.6	266.6	62.4	63.7	82.2	89.5	79.8	78.9
Korea, Republic of	542	156.8	142.2	156.2	187.3	175.3	230.9	127.1	130.1	141.2	157.4	143.2	142.7
New Zealand	196	3.3	2.2	2.2	1.9	1.4	1.5	142.5	135.4	131.1	120.6	114.6	121.5
Norway	142	0.0	0.0	0.0	0.0	7.3	4.7	7.9	2.0	2.1	3.5
Singapore	576	0.1	2.9	2.8	0.9	0.6	0.6	604.1	631.3	580.1	207.8	248.9	360.8
Sweden	144	9.1	0.0	0.1	0.1	0.1	18.3	14.9	9.2	7.3	7.9	9.2
Switzerland	146	0.0	0.0	1.0	0.4	0.4	0.4	15.4	25.0	19.3	22.0	21.2	21.6
Taiwan Prov.of China	528	165.2	156.7	186.9	200.7	187.8	247.3	17.0	16.1	16.7	15.0	14.1	15.0
United Kingdom	112	0.9	3.8	0.3	0.3	0.2	0.2	57.0	41.9	39.5	50.5	46.1	44.9
United States	111	62.6	65.1	90.0	41.7	44.4	74.2	130.5	141.6	156.4	109.0	105.6	120.5
Emerg. & Dev. Economies	200	210.0	220.4	396.5	513.2	441.5	533.2	605.3	601.0	703.9	712.2	657.8	670.2
Emerg. & Dev. Asia	505	170.5	188.9	346.2	509.6	438.0	529.7	515.7	508.5	604.9	618.9	565.1	573.2
American Samoa	859	0.7	0.8	0.7	0.4	0.4	0.5	0.0	0.0
Bangladesh	513	2.7	3.3	3.5	3.6	3.3	3.4
Cambodia	522	0.0	0.0	1.4	1.4	1.4	0.3	0.6	0.8	0.8	0.7	0.7
China,P.R.: Mainland	924	135.9	133.7	309.7	442.6	375.0	447.6	273.1	263.5	288.4	258.3	241.1	255.0
Fiji	819	0.2	1.9	0.5	0.2	0.2	0.2	2.8	4.9	3.3	7.7	6.9	6.1
F.T. French Polynesia	887	1.1	1.3	1.4	1.2	1.1	1.5	2.4	2.5	2.2	1.9	1.9	2.0
India	534	19.9	28.9	17.9	50.5	47.2	62.2	55.3	13.4	24.8	12.4	11.1	14.0
Indonesia	536	0.2	0.3	0.4	0.3	0.3	0.3	27.4	20.2	49.0	19.6	17.5	23.5
Malaysia	548	0.1	0.0	0.3	0.1	0.1	0.1	38.3	73.3	109.4	169.5	145.5	131.0
Mongolia	948	0.1	0.0	0.3
Myanmar	518	0.1	0.0	0.0	0.0	0.0	0.0	0.0
Nepal	558	0.1	0.1	0.1	0.0	0.0	0.0
Papua New Guinea	853	0.0	0.0	0.0	0.0	0.0	0.0	1.4	1.3	1.5	1.3	1.2	1.3
Philippines	566	0.0	0.0	0.0	0.0	0.0	0.0	4.7	5.6	7.1	11.6	12.2	12.3
Samoa	862	0.4	0.2	0.0	0.0	0.1	0.3	0.0	0.0	0.0	0.0	0.0
Solomon Islands	813	0.0	0.0	0.0	0.1	0.1	0.1	0.5	0.6	0.6	0.8	0.7	0.7
Sri Lanka	524	0.1	0.0	0.9	0.9	0.9	0.9	0.9	0.9

French Territories: New Caledonia (839)

In Millions of U.S. Dollars

		Exports (FOB)						Imports (CIF)					
		2012	2013	2014	2015	2016	2017	2012	2013	2014	2015	2016	2017
Thailand	578	0.1	0.2	0.1	0.1	0.1	70.8	84.3	77.7	79.1	74.8	77.4
Tonga	866	0.0	0.1	0.0	0.0	0.0	0.0	0.0	0.0	0.0
Vanuatu	846	2.2	1.9	1.9	3.6	3.4	4.4	3.0	3.5	4.1	5.7	5.1	4.8
Vietnam	582	2.4	12.7	4.7	0.4	0.4	0.4	17.0	14.6	16.7	26.7	23.3	21.2
Asia n.s.	598	7.2	6.9	8.2	8.8	8.2	10.8	14.5	15.9	14.6	19.0	19.0	19.0
Europe	170	0.0	0.0	0.1	0.0	0.0	0.0	44.6	51.4	59.3	45.0	44.7	47.4
Emerg. & Dev. Europe	903	0.0	0.0	0.1	0.0	0.0	0.0	42.8	46.0	48.1	42.2	41.7	44.3
Albania	914	0.1	0.1	0.1	0.0	0.0	0.0
Bulgaria	918	0.0	0.5	0.5	1.2	0.4	0.4	0.6
Croatia	960	0.1	0.1	0.4	0.1	0.1	0.1
Hungary	944	0.0	0.0	0.0	6.7	7.9	10.2	8.2	7.5	8.1
Macedonia, FYR	962	0.0	0.0	0.0	0.1	0.1	0.1
Poland	964	0.0	0.0	0.1	0.0	0.0	0.0	13.3	12.6	11.3	11.2	10.7	11.2
Romania	968	10.8	10.3	11.4	12.0	12.7	12.7
Serbia, Republic of	942	0.2	0.1	0.1	0.2	0.2	0.2
Turkey	186	0.0	0.0	0.0	11.1	14.3	13.3	9.9	9.9	11.2
CIS	901	0.0	0.0	0.0	0.0	1.3	5.0	1.7	2.5	2.8	2.9
Moldova	921	0.0	0.1	0.2	0.0	0.0	0.0
Russian Federation	922	0.0	0.0	0.0	0.0	0.8	3.1	1.0	2.0	2.1	2.1
Ukraine	926	0.0	0.4	1.7	0.4	0.4	0.6	0.7
Europe n.s.	884	0.5	0.4	9.5	0.2	0.2	0.2
Mid East, N Africa, Pak	440	0.1	0.6	5.5	0.8	0.8	0.8	10.6	11.8	11.0	28.0	28.5	29.0
Algeria	612	0.0	0.1	0.1	0.0	0.0	0.0
Djibouti	611	0.1	0.0	0.0	0.0	0.0	0.0	0.0	0.0	0.0
Egypt	469	0.4	0.4	0.4	0.4	0.4	0.4
Iran, I.R. of	429	0.4	0.1	0.1	0.1	0.1	0.1	0.1
Jordan	439	0.0	0.5	0.5	0.5	0.1	0.0	0.0	0.0	0.1	0.1
Mauritania	682	0.0	0.1	0.0	0.0	0.0	0.0	0.0
Morocco	686	0.0	0.0	0.0	0.0	0.0	3.8	4.2	3.6	2.9	2.9	3.2
Oman	449	0.5	0.2	0.0	0.1	0.1	0.1
Pakistan	564	0.0	0.0	0.0	0.0	1.5	1.4	1.8	1.8	1.6	1.7
Qatar	453	0.0	0.1	0.0	9.0	9.0	9.0
Saudi Arabia	456	0.1	0.2	5.3	0.6	1.8	2.0	0.0	0.0	0.0
Tunisia	744	0.0	0.0	0.0	0.0	0.0	0.0	2.6	2.9	2.7	2.4	2.3	2.5
United Arab Emirates	466	0.0	0.1	0.1	0.2	0.2	0.2	0.8	0.5	0.2	11.2	12.0	12.0
Sub-Saharan Africa	603	39.0	30.9	43.2	2.1	2.1	2.1	8.8	9.4	5.5	1.5	1.4	1.4
Cameroon	622	0.0	0.0	0.1	0.1	0.1	0.1	0.2	0.0	0.0	0.0	0.0
Central African Rep.	626	0.0	0.1	0.1	0.1
Congo, Republic of	634	0.1	0.0	0.1
Côte d'Ivoire	662	0.0	0.1	0.0	0.1	0.1	0.1	0.4	0.4	0.3	0.0	0.0	0.0
Equatorial Guinea	642	0.0	0.1	0.0	0.0	0.0	0.0
Eswatini, Kingdom of	734	0.1	0.1	0.1	0.2	0.2	0.2
Estonia	939	0.0	0.0	0.0	1.8	1.4	0.4	0.4	0.4	0.4
Ethiopia	644	0.1	0.1	0.2	0.2	0.2	0.2
Gabon	646	0.0	0.0	0.0	0.1	0.1	0.1	0.0	0.0	0.0	0.0
Ghana	652	0.0	0.0	0.1	0.1	0.1	0.1	0.1	0.1
Kenya	664	0.0	0.0	1.3	1.3	1.3	0.1	0.0	0.0	0.0	0.0	0.0
Madagascar	674	0.0	0.1	0.7	0.2	0.2	0.2	0.4	0.2	0.1	0.3	0.3	0.3
Mali	678	0.2	0.2	0.2	0.1	0.1	0.1	0.0	0.0	0.0
Mauritius	684	0.0	0.1	0.0	0.1	0.1	0.1	0.1	0.1	0.1	0.1	0.1	0.1
Namibia	728	0.0	0.0	0.0	0.3	0.0	0.0	0.0
Senegal	722	0.1	0.1	0.1	0.0	0.0	0.1	0.0	0.0	0.0
Seychelles	718	0.0	0.0	0.0	0.0	0.1	0.1	0.2	0.1	0.1	0.1
Sierra Leone	724	0.2	0.4	0.1	0.1	0.1	0.1
South Africa	199	38.9	30.5	42.4	6.9	7.0	3.9	0.1	0.1	0.1
Tanzania	738	0.0	0.0	0.0	0.0	0.1	0.0	0.0	0.0
Western Hemisphere	205	0.4	0.1	1.5	0.7	0.7	0.7	25.5	19.9	23.2	18.9	18.0	19.2
Argentina	213	2.8	2.9	2.1	0.2	0.2	0.2
Bolivia	218	0.0	0.1	0.0	0.0	0.1	0.1	0.1
Brazil	223	0.0	1.4	0.5	0.5	0.5	9.7	11.2	13.9	9.4	8.9	10.2

French Territories: New Caledonia (839)

In Millions of U.S. Dollars

		Exports (FOB)						Imports (CIF)					
		2012	2013	2014	2015	2016	2017	2012	2013	2014	2015	2016	2017
Chile	228	0.0	0.0	0.0	0.0	0.0	2.6	1.0	1.7	1.5	1.5	1.5
Colombia	233	0.0	0.1	0.1	0.2	0.1	0.1	0.1
Costa Rica	238	0.0	0.0	0.0	0.4	0.4	0.3	1.0	0.9	0.7
Dominican Republic	243	0.1	0.1	0.1	4.3	0.1	0.1	0.1	0.1	0.1
Ecuador	248	0.6	0.1	0.2	0.1	0.1	0.1
Guyana	336	0.2	0.0	0.0	0.0	0.0	0.0	0.0	0.0	0.0	0.0	0.0	0.0
Honduras	268	0.1	0.1	0.1	0.0	0.0	0.0
Mexico	273	0.0	3.8	2.7	3.0	4.1	4.2	4.3
Nicaragua	278	0.0	0.1	0.0	0.0	0.0	0.0
Panama	283	0.1	0.0	0.0	0.0	0.0	0.0	0.0	0.0
Peru	293	0.0	0.9	1.1	1.5	2.0	1.7	1.6
Other Countries n.i.e	910	0.0	0.0	0.0	0.0	0.0	0.6	0.7	0.6	0.5	0.5	0.6
Cuba	928	0.3	0.3	0.3	0.3	0.3	0.3
Korea, Dem. People's Rep.	954	0.0	0.0	0.0	0.0	0.0	0.3	0.4	0.4	0.2	0.2	0.3
Special Categories	899	0.2	0.2	0.2	0.2	0.2	0.3
Countries & Areas n.s.	898	16.6	15.8	18.8	20.2	18.9	24.9	1.5	0.8	1.9	0.8	0.8	0.8
Memorandum Items													
Africa	605	39.0	30.9	43.3	2.2	2.2	2.2	15.4	16.6	11.9	6.8	6.7	7.2
Middle East	405	0.1	0.6	5.4	0.7	0.7	0.7	2.6	3.2	2.8	20.9	21.6	21.6
European Union	998	378.2	340.7	329.8	127.7	156.9	275.1	1,184.2	1,210.9	1,206.3	959.0	929.7	1,026.0
Export earnings: fuel	080	0.2	0.7	5.5	0.3	0.3	0.3	3.8	6.3	3.8	22.8	23.6	23.6
Export earnings: nonfuel	092	1,321.8	1,295.7	1,631.8	1,337.8	1,255.7	1,701.6	3,258.2	3,246.8	3,328.1	2,521.7	2,449.4	2,735.5

Gabon (646)

In Millions of U.S. Dollars

		Exports (FOB)						Imports (CIF)					
		2012	2013	2014	2015	2016	2017	2012	2013	2014	2015	2016	2017
IFS World		7,710.9	3,624.7
World	001	8,185.6	7,005.4	6,510.2	4,655.8	3,482.7	3,904.2	3,881.9	4,714.3	4,013.5	2,953.8	2,421.2	2,337.4
Advanced Economies	110	7,171.6	5,751.6	4,815.0	3,603.4	2,341.9	2,142.5	2,785.2	2,980.2	2,829.9	1,732.5	1,537.5	1,468.6
Euro Area	163	1,534.9	1,931.3	1,304.4	1,918.1	1,235.3	1,079.6	2,167.7	2,378.8	2,124.3	1,306.7	1,157.9	1,219.8
Austria	122	0.0	0.0	0.0	0.1	0.1	0.0	2.0	1.9	2.1	1.8	0.5	0.2
Belgium	124	36.6	32.5	35.1	52.3	51.0	37.4	601.0	705.8	614.0	322.1	363.6	459.8
Cyprus	423	0.5	0.0	0.1	0.1	0.1	3.9	0.1	0.1	0.1
Estonia	939	0.3	0.7	0.0	0.0	0.0
Finland	172	0.0	0.0	0.0	0.0	0.0	5.7	14.9	4.5	4.1	3.7	3.4
France	132	224.9	457.0	170.6	199.4	173.1	129.7	1,126.9	1,094.1	1,026.1	688.2	590.4	550.3
Germany	134	14.0	7.5	1.5	1.7	1.0	0.3	65.8	76.8	67.9	38.0	26.7	28.8
Greece	174	4.7	5.0	4.3	5.9	8.1	6.6	1.1	0.7	0.5	0.6	4.6	2.4
Ireland	178	330.8	330.7	330.7	330.7	330.9	331.5	1.1	1.3	1.2	1.3	0.7	0.8
Italy	136	168.0	246.9	268.4	402.4	303.6	177.9	175.0	157.9	147.4	84.0	58.0	55.6
Lithuania	946	0.0	0.0	0.2	0.1	0.1	0.5	0.1	0.1
Luxembourg	137	0.0	0.0	0.0	0.0	6.1	6.7	1.6	2.0	0.9	0.4
Malta	181	0.0	0.0	0.1	0.2	0.2	0.1	0.1	1.0	0.1	0.1
Netherlands	138	339.9	266.0	96.9	501.4	211.8	248.0	111.7	210.8	152.0	101.3	51.6	73.4
Portugal	182	1.6	2.3	1.9	33.1	31.3	2.4	15.8	30.9	32.1	13.9	15.7	13.5
Slovak Republic	936	e 2.5	e 0.8	e 0.1	0.0	0.0	0.0	0.0	0.0	0.0
Slovenia	961	6.4	0.0	0.3	1.2	0.4	0.5	0.1
Spain	184	411.8	583.2	387.9	390.4	124.3	145.4	54.7	76.0	69.6	47.4	40.7	30.8
Australia	193	550.3	440.6	482.0	214.4	225.4	195.4	4.1	4.3	5.1	3.5	160.7	1.7
Canada	156	0.6	0.5	1.2	7.2	0.5	0.6	16.5	17.6	15.5	15.7	5.8	5.2
China,P.R.: Hong Kong	532	20.0	19.4	19.3	20.2	19.9	19.2	18.7	11.5	29.7	20.7	20.6	28.9
Czech Republic	935	0.0	0.0	0.8	0.0	1.5	0.2	0.4	2.5	1.9	0.3	0.2
Denmark	128	0.4	0.3	0.4	0.5	0.5	0.5	1.4	2.0	3.0	2.7	1.5	1.2
Iceland	176	0.0	0.0	0.0	0.0	0.0	0.1	0.3	0.5	0.3	0.4	0.3	0.4
Israel	436	0.2	0.2	0.2	0.2	0.2	0.3	14.4	4.8	6.8	7.3	5.9	3.4
Japan	158	659.6	550.1	357.6	66.1	12.9	16.0	81.3	50.1	52.5	40.6	30.5	22.3
Korea, Republic of	542	407.2	300.6	740.6	481.9	394.3	194.8	37.1	33.8	23.7	31.8	18.1	15.0
New Zealand	196	0.2	1.0	1.0	0.5	0.2	0.1	2.2	2.7	4.6	2.3	1.7	1.8
Norway	142	88.4	90.0	91.7	82.8	54.1	112.8	1.6	2.3	4.0	2.8	1.2	1.4
Singapore	576	45.4	7.0	5.2	15.0	2.4	3.1	11.2	42.4	23.0	11.2	5.5	7.8
Sweden	144	1.4	9.8	0.0	2.4	12.9	63.6	4.8	6.9	7.6	13.2	3.3	8.0
Switzerland	146	41.7	58.2	49.1	54.9	55.9	15.2	0.4	0.6	0.9	0.5	0.3	0.4
Taiwan Prov.of China	528	e 0.5	e 2.0	e 2.0	e 3.3	e 1.1	e 3.9	e 1.7	e 1.5	e 1.7	e 1.9	e 1.4	e 0.6
United Kingdom	112	17.6	138.1	192.0	75.8	116.8	46.5	88.2	98.4	88.9	56.3	33.5	57.1
United States	111	3,803.4	2,202.4	1,568.2	659.1	209.6	389.3	333.2	321.7	435.9	213.0	88.5	93.3
Emerg. & Dev. Economies	200	1,013.9	1,253.7	1,695.1	1,052.4	1,140.8	1,761.6	1,094.2	1,731.5	1,181.0	1,219.3	882.2	867.3
Emerg. & Dev. Asia	505	726.2	837.1	1,307.0	860.0	942.7	1,500.5	530.2	556.7	543.8	717.9	500.6	494.3
Bangladesh	513	6.9	0.3	0.3	0.3	0.3	0.3	0.3
Brunei Darussalam	516	0.0	0.0	0.0	0.0	0.0	0.1	0.1	0.1	0.1	0.1	0.1	0.1
China,P.R.: Mainland	924	388.0	567.9	1,019.9	700.8	875.4	1,423.8	337.3	343.5	340.5	526.9	305.9	354.4
Fiji	819	e 0.0	e 0.0	e 0.1	e 0.0	e 0.0
India	534	202.0	222.3	190.1	27.8	15.6	63.6	87.5	90.2	65.0	60.0	67.4	70.5
Indonesia	536	0.2	0.1	0.1	0.0	11.5	0.1	19.5	17.7	22.2	18.2	11.4	10.8
Malaysia	548	128.0	38.0	90.5	125.9	34.8	26.4	27.6	50.4	31.7	16.8
Myanmar	518	e 0.1	e 0.1	e 0.1
Philippines	566	0.0	0.0	0.0	0.0	0.0	0.0	0.0	0.1	0.1	0.0	0.0
Sri Lanka	524	0.0	0.0	0.1	0.0	0.0	0.0	0.1	0.1	0.1	0.0	0.1	0.1
Thailand	578	3.3	3.8	1.6	2.0	2.5	2.3	42.9	59.5	48.3	67.5	88.4	48.3
Vietnam	582	4.8	5.0	4.7	3.4	2.7	3.6	14.4	15.7	15.1	11.9	9.1	8.8
Asia n.s.	598	1.7	1.8	1.8	1.4	1.1	1.0
Europe	170	8.7	7.4	5.8	6.3	43.2	58.2	52.1	83.2	57.6	62.6	35.8	47.2
Emerg. & Dev. Europe	903	5.3	6.0	5.4	6.2	13.6	8.6	45.5	79.6	52.2	59.1	27.1	43.3
Albania	914	0.0	0.0	0.0	0.0	0.3	1.8	0.0	0.0	0.0	0.0	0.0	0.0
Bulgaria	918	0.0	0.3	0.3	0.9	0.3	0.4	0.4
Croatia	960	0.1	0.1	0.3	0.3	0.3	0.6
Hungary	944	0.0	0.0	0.1	0.1	0.1	0.4	0.1	0.1	0.1	0.1	0.1	0.1

Gabon (646)

In Millions of U.S. Dollars

		Exports (FOB)						Imports (CIF)					
		2012	2013	2014	2015	2016	2017	2012	2013	2014	2015	2016	2017
Kosovo	967	e 0.2	e 0.2	e 0.2	e 0.2	e 0.0	e 0.0
Macedonia, FYR	962	0.1	0.0	0.0	0.0	0.0	0.0	0.1
Montenegro	943	e 0.0	e 0.0	e 0.0	e 0.2	0.0	0.0	0.0	0.0	0.0	0.0
Poland	964	2.8	4.3	3.8	4.6	11.6	4.5	3.8	6.5	6.3	6.4	6.2	8.5
Romania	968	0.0	0.1	0.0	0.4	0.6	0.2	0.1	0.2	0.1	0.0	0.1
Serbia, Republic of	942	0.5	0.4	0.4	0.3	0.4	0.3	1.3	1.6	1.1	1.8	2.0	3.2
Turkey	186	1.7	1.0	0.8	0.8	0.5	0.9	39.7	70.9	43.3	50.1	18.1	30.4
CIS	901	3.4	1.3	0.4	0.2	29.6	49.6	6.6	3.5	5.4	3.4	8.7	3.9
Armenia	911	0.1	0.0	0.0	0.0	e 0.6	e 0.9	e 0.8	e 0.4	e 0.2	e 0.2
Azerbaijan, Rep. of	912	0.1	0.0	0.0	0.0	0.0	0.0	0.0	0.0	0.0	0.0	0.0	0.0
Belarus	913	1.6	1.8	0.1	1.1	0.2	0.5
Georgia	915	0.1	0.3	0.0
Moldova	921	e 0.0	0.4	0.4	0.4	0.3	0.2	0.2
Russian Federation	922	0.1	0.1	0.2	0.2	28.4	46.8	0.1	0.1	0.2	0.3	0.2	0.3
Ukraine	926	3.1	1.2	0.2	0.0	1.2	2.8	3.9	0.3	3.7	1.4	7.8	2.7
Mid East, N Africa, Pak	440	47.6	49.0	43.3	36.2	33.9	46.2	116.7	133.2	145.6	113.7	92.5	87.4
Algeria	612	0.0	0.0	0.0	0.0	0.0	0.0	0.1	0.1	0.1	0.1	0.1	0.2
Bahrain, Kingdom of	419	0.0	0.0	0.0	0.0	0.0	0.0	0.2	0.3	0.2	0.2	0.1	0.1
Djibouti	611	0.0	0.0	0.0	0.0	0.0	0.0	0.1	0.1	0.1	0.1	0.0	0.0
Egypt	469	0.4	0.4	0.4	0.6	0.4	0.4	18.3	20.1	14.3	11.7	2.1	2.1
Iran, I.R. of	429	0.0	0.0	0.0	0.0	0.0	0.0	0.1	0.1	0.1	0.0	0.0	0.0
Jordan	439	0.2	0.1	0.0	0.1	0.1	0.0	0.2	0.3	0.2	0.1	0.0	0.2
Kuwait	443	0.1	0.1	0.1	0.1	0.0	0.1	1.2	1.3	1.3	1.0	0.8	0.8
Lebanon	446	1.2	1.2	1.8	1.4	1.5	1.5	5.8	8.4	8.1	6.5	5.0	4.1
Libya	672	9.8	10.4	9.7	7.0	5.7	7.5	0.0	0.0	0.0	0.0	0.0	0.0
Mauritania	682	7.6	8.0	7.5	5.4	4.4	5.8	1.4	1.6	1.5	1.2	0.9	0.9
Morocco	686	14.6	14.7	10.1	10.3	11.0	13.2	19.3	22.9	43.0	31.0	31.4	29.0
Oman	449	0.0	0.0	0.0	0.0	0.0	0.0	0.3	0.3	0.3	0.3	0.3	0.3
Pakistan	564	1.8	0.6
Qatar	453	1.6	1.7	1.6	1.1	0.9	0.3	0.2	0.2	0.2	0.2	0.2	0.4
Saudi Arabia	456	3.7	3.7	3.7	3.7	3.7	6.3	1.2	1.3	1.2	1.0	0.7	1.0
Syrian Arab Republic	463	0.1	0.1	0.1	0.1	0.1	0.1	3.2	3.6	3.4	2.7	2.1	2.0
Tunisia	744	1.7	1.7	1.7	1.7	2.4	3.0	18.0	21.2	21.9	18.6	18.8	16.9
United Arab Emirates	466	6.5	6.9	6.4	4.6	3.8	6.2	47.1	51.6	49.7	39.0	29.8	28.9
West Bank and Gaza	487	e 0.1	e 0.1	e 0.1	e 0.0	e 0.1	e 0.1	e 0.0
Sub-Saharan Africa	603	229.4	358.4	337.4	146.8	118.2	153.2	324.2	868.9	343.8	252.6	191.8	175.1
Angola	614	3.2	3.3	3.0	2.2	1.7	2.3	4.1	4.5	4.4	3.4	2.6	2.5
Benin	638	35.7	37.7	35.1	25.3	20.5	27.1	40.2	44.0	42.4	33.3	25.4	24.7
Burkina Faso	748	0.1	0.1	0.1	0.0	0.0	0.0
Cameroon	622	17.3	17.5	16.0	11.4	9.2	12.1	85.6	93.7	90.2	70.9	54.1	52.5
Central African Rep.	626	5.7	6.1	5.6	4.1	3.3	4.4	0.0	0.0	0.0	0.0	0.0	0.0
Chad	628	3.6	3.8	3.5	2.5	2.1	2.7	0.1	0.1	0.1	0.1	0.0	0.0
Congo, Dem. Rep. of	636	3.3	3.5	3.3	2.4	1.9	2.5	0.0	0.1	0.0	0.0	0.0	0.0
Congo, Republic of	634	55.7	52.0	45.5	31.7	25.3	33.1	32.0	35.1	33.8	26.5	20.2	19.7
Côte d'Ivoire	662	0.3	1.7	1.0	0.3	0.2	0.3	20.0	545.3	11.4	7.1	5.4	5.2
Equatorial Guinea	642	22.3	23.5	22.0	15.8	12.8	16.9	11.7	12.8	12.3	9.7	7.4	7.2
Eswatini, Kingdom of	734	0.2	0.2	0.2	0.1	0.1	0.1
Estonia	939	0.3	0.7	0.0	0.0	0.0
Gambia, The	648	19.8	20.9	19.5	14.1	11.4	15.1
Ghana	652	1.5	1.6	1.5	1.1	0.9	1.2	5.9	6.5	6.2	4.9	3.7	3.6
Guinea	656	26.1	27.6	25.7	18.5	15.0	19.8	0.0	0.0	0.0	0.0	0.0	0.0
Kenya	664	0.0	0.0	0.0	0.0	0.0	0.0	0.5	0.5	0.5	0.4	0.0	0.0
Liberia	668	0.2	0.2	0.2	0.2	0.1	0.2
Madagascar	674	0.0	0.0	0.0	0.0	0.0	0.0	0.1	0.1	0.1	0.1	0.1	0.1
Malawi	676	0.1	0.2	0.1	0.1	0.1	0.1
Mali	678	0.6	0.7	0.6	0.5	0.4	0.5	0.0	0.0	0.0	0.0	0.0	0.0
Mauritius	684	0.0	0.0	0.0	0.0	0.0	0.0	0.1	0.1	1.0	0.0	0.1
Mozambique	688	0.0	0.0	0.0	0.0	0.0	0.0	0.2	0.2	0.2	0.1	0.1	0.1
Namibia	728	0.1	0.1	0.1	0.1	0.1	0.1	3.4	3.7	3.6	2.8	2.2	2.1
Niger	692	2.8	3.0	2.8	2.0	1.6	2.2	0.0	0.0	0.0	0.0	0.0	0.0

Gabon (646)

In Millions of U.S. Dollars

		Exports (FOB)						Imports (CIF)					
		2012	2013	2014	2015	2016	2017	2012	2013	2014	2015	2016	2017
Nigeria	694	3.8	4.0	3.7	2.7	2.2	2.9	13.8	15.1	14.6	11.4	8.7	8.5
Rwanda	714	0.0	0.0	0.0	0.0	0.1	0.0	e 0.2	e 0.0	e 0.0	e 0.1	e 0.0	e 0.0
São Tomé & Príncipe	716	2.3	2.3	2.1	1.5	1.2	1.6	0.0	0.0	0.0	0.0	0.0	0.0
Senegal	722	0.5	0.4	0.3	0.4	0.3	2.5	14.7	16.9	22.7	18.0	8.5	6.1
South Africa	199	24.0	148.2	145.5	9.7	7.4	5.0	81.8	81.2	94.7	59.2	52.0	41.6
Tanzania	738	0.1	0.1	0.1	0.1	0.1	0.1	0.0	0.0	0.0	0.0	0.0	0.1
Togo	742	0.0	0.0	0.0	0.1	0.2	0.4	9.5	8.5	4.3	3.1	1.0	0.7
Uganda	746	0.1	0.1	0.1	0.1	0.1	0.1	0.0	0.0	0.0	0.0	0.0	0.0
Zambia	754	0.0	0.0	0.2	0.1	0.0	0.0	1.7	0.1	0.0
Western Hemisphere	205	2.0	1.8	1.6	3.1	2.8	3.5	71.0	89.5	90.2	72.5	61.4	63.3
Antigua and Barbuda	311	0.1	0.1	0.1	0.1	0.1	0.1	0.1	0.1	0.1	0.0	0.0	0.0
Argentina	213	0.1	0.1	0.1	0.1	1.1	1.1	12.5	12.5	12.5	12.5	17.6	19.4
Barbados	316	e 0.0	e 0.1	e 0.1	e 0.1	e 0.0	e 0.0	e 0.0	e 0.0	e 0.0	e 0.0
Brazil	223	0.1	0.0	0.0	0.0	0.0	0.0	44.2	55.2	57.4	42.3	31.9	30.6
Chile	228	0.4	0.3	0.7	0.4	0.4	0.6
Colombia	233	0.0	0.0	0.0	0.0	0.0	0.1	0.1	0.1	0.2	0.2	0.2
Costa Rica	238	e 0.0	e 0.0	e 0.0	e 0.0	e 0.0	e 0.0	0.1	0.3
Dominican Republic	243	0.2	0.2	0.2	0.1	0.1	0.2	e 0.0
Ecuador	248	0.0	0.0	0.0	0.9	0.0	0.0	0.0	0.2	0.4	0.0	0.1
Honduras	268	0.1	0.0	0.1
Mexico	273	1.1	0.9	0.6	1.5	1.2	1.8	1.1	8.6	2.7	5.9	1.1	1.4
Netherlands Antilles	353	0.1	0.1	0.1	0.1	0.1	0.1	0.1	0.1	0.1	0.1	0.0	0.0
Paraguay	288	5.7	6.3	6.0	4.7	3.6	3.5
Peru	293	0.0	0.0	0.2	0.2	0.2	0.2	0.4	0.3
St. Lucia	362	e 0.0	e 0.0	e 0.0	e 0.0	e 0.1	e 0.1
Trinidad and Tobago	369	0.1	0.1	0.1	0.1	0.1	0.1
Uruguay	298	0.2	0.3	0.4	0.2	0.1	0.2	6.3	5.8	9.9	5.5	5.6	6.4
Venezuela, Rep. Bol.	299	0.0	0.0	0.0	0.0	0.0	0.0	0.2	0.2	0.2	0.1	0.1	0.1
Other Countries n.i.e	910	0.1	0.1	0.1	0.1	0.1	0.1	2.4	2.6	2.5	2.0	1.5	1.5
Korea, Dem. People's Rep.	954	0.1	0.1	0.1	0.1	0.1	0.1	2.4	2.6	2.5	2.0	1.5	1.5
Memorandum Items													
Africa	605	253.4	382.9	356.9	164.3	136.0	175.2	363.1	914.7	410.4	303.5	243.1	222.1
Middle East	405	23.6	24.6	23.9	18.7	16.1	22.4	77.8	87.4	79.0	62.8	41.2	39.8
European Union	998	1,557.1	2,083.9	1,500.8	2,002.4	1,377.8	1,197.3	2,266.8	2,493.6	2,234.0	1,388.0	1,203.7	1,296.0
Export earnings: fuel	080	110.6	109.6	99.5	72.6	86.7	125.3	112.7	123.3	119.1	94.2	71.8	70.4
Export earnings: nonfuel	092	8,075.0	6,895.9	6,410.7	4,583.2	3,396.1	3,778.9	3,769.1	4,591.1	3,894.4	2,859.5	2,349.3	2,267.0

Gambia, The (648)

In Millions of U.S. Dollars

		Exports (FOB)						Imports (CIF)					
		2012	2013	2014	2015	2016	2017	2012	2013	2014	2015	2016	2017
IFS World		18.3	11.5	16.0	19.1	379.0	349.0	385.9	393.7
World	001	121.0	107.9	63.8	62.7	96.2	87.5	386.2	352.6	475.9	412.9	384.9	467.5
Advanced Economies	110	6.4	2.8	2.8	2.0	2.7	3.2	109.0	98.1	152.3	141.7	148.1	183.1
Euro Area	163	1.2	1.3	2.3	1.5	1.2	1.8	54.8	58.6	108.8	103.0	104.2	125.8
Austria	122	0.0	0.2	0.1	0.1	0.4	0.2	0.2
Belgium	124	0.1	0.1	0.1	0.1	0.1	0.2	16.8	17.0	8.6	10.0	10.5	14.8
Cyprus	423	0.0	0.0	0.0	0.7	0.6	0.2	0.1
Estonia	939	0.0	0.0	0.0	0.1	0.1
Finland	172	0.0	0.0	0.0	0.0	0.3	0.3	1.1	0.5	0.4	1.6
France	132	0.0	0.1	0.1	0.2	0.2	0.0	7.9	12.7	31.4	19.0	11.7	10.6
Germany	134	0.1	0.1	0.3	0.2	0.0	0.0	10.1	9.2	14.3	15.0	12.3	16.6
Greece	174	0.0	0.0	0.2	0.2	0.1	0.3
Ireland	178	0.2	0.4	1.5	0.5	0.6	1.5
Italy	136	0.0	0.7	0.3	0.1	0.4	4.4	3.5	9.7	9.8	6.2	6.9
Latvia	941	e 0.1	e 0.0	1.5	0.4	4.5	0.3
Lithuania	946	e 0.1	e 0.0	0.0	0.0	0.0	0.1	0.0	0.1
Malta	181	e 0.0	0.0	0.1	0.1	0.2	0.0	0.0
Netherlands	138	0.6	0.4	0.8	0.5	0.6	0.8	9.6	7.9	17.1	19.6	14.1	24.7
Portugal	182	0.0	0.0	0.0	0.6	0.5	3.9	3.1	0.9	0.7
Spain	184	0.2	0.5	0.3	0.3	0.2	0.3	4.6	6.9	18.6	23.5	42.4	47.2
Australia	193	0.0	0.0	0.0	0.0	0.1	0.0	0.0
Canada	156	0.2	0.3	0.2	0.1	0.2	0.9
China,P.R.: Hong Kong	532	0.1	0.0	0.0	0.0	0.0	0.0	1.4	1.8	3.3	2.2	2.2	14.8
Czech Republic	935	e 0.0	e 0.0	0.0	0.0	0.4	0.1	0.0	0.1
Denmark	128	0.2	0.0	0.5	0.1	2.7	2.3	1.6	1.7	1.4	2.0
Israel	436	0.0	0.0	0.0	0.0	0.0	0.0	0.1	0.0
Japan	158	0.0	0.0	0.1	0.0	13.8	0.9	0.7	0.4	0.7	2.0
Korea, Republic of	542	0.0	0.0	0.0	0.1	0.4	0.8	0.2	0.2	2.2	2.5	8.0	2.1
New Zealand	196	0.0	0.0	0.0	0.1	0.0	0.1	0.0
Norway	142	0.2	0.2	0.5	0.6	0.4	0.7
Singapore	576	0.1	0.4	0.0	2.2	1.4	3.5	3.3	3.5	3.6
Sweden	144	0.0	0.0	0.0	0.1	0.2	1.4	1.9	2.7	1.9	2.4	3.3
Switzerland	146	0.1	0.0	0.0	0.1	5.9	4.8	1.2	1.5	0.9	1.2
Taiwan Prov.of China	528	e 0.2	e 0.0	e 0.2	e 0.0	e 0.3	e 6.1	e 2.2	e 0.8	e 0.6	e 0.5	e 0.0
United Kingdom	112	4.4	1.1	0.2	0.1	0.1	0.1	13.8	14.4	14.9	13.1	12.3	15.7
United States	111	0.1	0.1	0.0	0.1	0.1	0.1	6.2	9.0	11.3	10.5	11.1	10.9
Emerg. & Dev. Economies	200	114.6	105.0	61.0	60.6	93.4	84.2	277.1	254.4	323.6	271.2	236.8	284.3
Emerg. & Dev. Asia	505	11.9	9.6	11.6	10.6	16.2	18.3	73.7	64.6	130.3	112.2	67.9	74.0
Bangladesh	513	e 0.1	0.0	0.1	0.0	0.0	0.0	0.0
Brunei Darussalam	516	0.0	0.3	0.0	0.0
Cambodia	522	0.0	0.3
China,P.R.: Mainland	924	8.0	0.7	0.9	1.0	1.7	1.8	32.5	24.2	31.3	30.0	29.0	36.1
India	534	2.9	4.6	1.4	1.1	1.5	2.1	13.1	14.6	20.3	12.6	13.8	24.5
Indonesia	536	0.0	0.0	0.0	0.0	14.2	10.9	9.1	5.4	5.3	10.1
Malaysia	548	0.1	0.1	0.0	0.0	0.0	5.4	5.5	65.1	60.9	17.2
Maldives	556	e 0.2	e 0.3
Micronesia	868	e 0.0	e 0.0	e 0.0	e 0.0	e 0.2	e 0.5
Myanmar	518	e 0.6	e 1.3	e 1.8	e 0.2	e 1.2	e 0.1
Philippines	566	e 0.0	e 0.0	e 0.0	e 0.0	0.0	0.0	0.1	0.1	0.0	0.1
Sri Lanka	524	e 0.0	e 0.0	e 0.0	e 0.1	0.2	0.2	0.2	0.2	0.2
Thailand	578	0.0	0.0	2.2	2.2	3.4	2.7	2.0	2.4
Vanuatu	846	0.2
Vietnam	582	0.2	2.7	7.4	8.1	11.3	13.0	2.7	5.9	0.5	0.4	0.4	0.5
Asia n.s.	598	3.2	0.8	0.1	0.1	0.1	0.1
Europe	170	1.2	0.3	0.2	0.0	0.0	0.4	18.8	16.9	11.7	13.1	14.2	54.3
Emerg. & Dev. Europe	903	0.0	0.1	0.0	0.0	0.0	0.0	17.8	16.8	6.6	5.3	5.8	11.6
Croatia	960	e 0.0	e 0.0	e 0.0	e 0.0	e 0.0	e 0.1	e 0.1
Gibraltar	823	0.1	0.0	0.0	0.0
Hungary	944	e 0.0	e 0.0	e 0.0	e 0.0	e 0.0	0.0	0.0	0.1	0.0	0.0	0.1
Poland	964	0.0	0.0	0.0	0.7	0.4	0.6	0.5	0.5	0.7

Gambia, The (648)

In Millions of U.S. Dollars

		Exports (FOB)						Imports (CIF)					
		2012	2013	2014	2015	2016	2017	2012	2013	2014	2015	2016	2017
Romania	968	0.0	0.0	0.0	0.0	0.1	0.1	0.0
Turkey	186	0.0	17.0	16.3	5.8	4.5	5.1	10.8
CIS	901	1.2	0.1	0.2	0.0	0.0	0.4	1.0	0.1	5.1	7.9	8.3	42.7
Belarus	913	e 0.6	e 0.1	e 0.2	e 0.4	0.0	0.1
Russian Federation	922	0.7	0.0	0.0	0.0	1.7	5.6	8.2	29.5
Ukraine	926	0.0	0.9	0.0	3.4	2.3	0.1	13.1
Mid East, N Africa, Pak	440	0.4	0.2	0.3	0.1	0.2	4.4	16.8	26.5	27.2	23.0	20.3	24.8
Algeria	612	0.0	0.7	0.5	0.2	0.1	0.2
Djibouti	611	0.0	0.0	0.0	0.0	0.8	0.7	1.0
Egypt	469	0.1	0.0	0.0	0.0	0.0	1.6	1.4	2.0	2.8	0.9	1.2
Lebanon	446	0.0	0.0	0.0	0.0	0.0	0.8	0.6	1.0	0.9	0.7	1.0
Mauritania	682	0.2	0.0	0.0	0.0	0.0	0.0	0.0	0.0	0.0	0.0	0.1
Morocco	686	0.0	0.0	0.0	0.1	2.0	1.2	3.0	0.8	1.6	1.6
Oman	449	e 0.4	0.0	0.0	0.0	0.0	0.0
Pakistan	564	0.0	0.0	0.0	0.0	4.7	7.9	10.6	8.7	7.5	8.1
Qatar	453	0.0	0.0	0.1	0.1	0.2	0.2	0.2
Saudi Arabia	456	0.0	0.4	0.5	0.6	0.5	0.5	0.6
Tunisia	744	0.1	0.1	0.6	0.4	0.4	0.4	0.4	0.7
United Arab Emirates	466	0.0	0.1	0.3	0.0	0.0	3.7	5.9	13.8	9.2	7.9	7.7	10.1
Sub-Saharan Africa	603	100.8	94.8	48.8	49.7	76.8	60.7	131.5	104.9	95.4	75.5	86.0	74.4
Comoros	632	e 0.1	e 0.1	e 0.0	e 0.1	e 0.1
Congo, Republic of	634	0.1	0.1	0.1	0.1
Côte d'Ivoire	662	0.0	0.0	0.2	0.0	0.0	0.0	101.2	80.3	75.3	61.8	64.6	54.9
Eswatini, Kingdom of	734	0.0	1.7	0.3	0.4	0.3	0.3	0.4
Estonia	939	0.0	0.0	0.0	0.1	0.1
Ghana	652	0.0	0.0	0.0	0.0	0.0	0.0	0.6	0.6	2.5	2.3	2.2	2.9
Guinea	656	34.0	34.3	1.8	1.1	1.5	1.7	0.3	0.5	0.7	0.6	0.6	0.8
Guinea-Bissau	654	10.3	3.1	34.8	38.1	59.1	45.9	0.0	0.0	0.0	0.0	0.0	0.0
Liberia	668	0.1	0.0	0.0	0.0	0.0	0.0	0.0	0.0	0.0	0.0	0.0	0.0
Mali	678	37.2	38.4	4.8	4.0	5.6	6.4	0.1	0.0	0.1	0.1	0.1	0.1
Nigeria	694	0.0	0.0	0.0	0.2	0.2	0.9	0.8	0.8	1.0
Senegal	722	17.7	18.3	6.9	6.4	10.4	6.4	22.8	20.4	8.9	6.6	13.8	9.8
Seychelles	718	e 0.3	e 0.0	e 0.0	0.0
Sierra Leone	724	1.0	0.1	0.0	0.0	0.0	0.0	0.1	0.2	0.3	0.3	0.3	0.4
South Africa	199	0.1	0.3	0.1	0.0	0.0	0.1	4.2	1.8	4.7	1.1	1.8	2.2
Tanzania	738	0.0	0.0	0.1	0.0	0.0	0.0	0.0	0.0	0.2
Togo	742	0.0	0.1	0.0	0.1	0.1	1.5	1.5	1.3	1.4
Uganda	746	0.0	0.0	0.1	0.0	0.0	0.0	0.0
Western Hemisphere	205	0.3	0.2	0.0	0.1	0.2	0.3	36.4	41.5	58.9	47.4	48.5	56.8
Argentina	213	1.0	0.1	0.1	0.0	0.0
Belize	339	e 0.0	0.1	0.0	0.0	0.0	0.0
Bermuda	319	0.0	0.2
Brazil	223	0.0	0.0	0.0	26.2	38.4	51.9	43.0	44.7	49.4
Chile	228	e 0.0	e 0.0	e 0.3	e 0.0
Colombia	233	e 0.0	e 0.0	e 0.0	e 0.0	e 0.0	0.0	0.0	0.0	0.4
Costa Rica	238	e 0.1	e 0.0	e 0.0	e 0.0	e 0.0
Curacao	354	0.0	2.2	1.6	0.5	0.9	0.9	1.2
Dominican Republic	243	e 0.0	e 0.0	e 0.0	e 0.0	e 0.1	e 0.0
El Salvador	253	e 0.0	e 0.0	0.0	0.0	0.1	0.0	0.0	0.0
Mexico	273	0.1	0.1	0.0
Paraguay	288	0.3	0.1	2.7	2.5	2.4	3.2
Peru	293	0.0	0.4	0.3	0.2	0.2	0.2	0.3
Uruguay	298	0.1	6.0	0.7	3.4	0.3	0.1	2.7
Other Countries n.i.e	910	0.0	0.0	0.1	0.1	0.1	0.1	0.0	0.0	0.0	0.0
Korea, Dem. People's Rep.	954	0.0	0.0	0.1	0.1	0.1	0.1	0.0	0.0	0.0	0.0
Memorandum Items													
Africa	605	100.9	94.8	48.8	49.8	76.9	60.9	134.8	107.1	99.0	77.6	88.8	78.0
Middle East	405	0.2	0.1	0.3	0.1	0.1	4.2	8.8	16.4	13.0	12.2	9.9	13.0
European Union	998	5.8	2.4	2.5	1.7	1.8	2.2	73.4	77.7	129.1	120.4	121.0	147.6
Export earnings: fuel	080	0.8	0.2	0.3	0.1	0.2	4.6	7.4	15.2	12.7	15.3	17.4	41.7
Export earnings: nonfuel	092	120.2	107.7	63.5	62.5	95.9	82.9	378.7	337.4	463.1	397.6	367.5	425.7

Georgia (915)

In Millions of U.S. Dollars

		Exports (FOB)						Imports (CIF)					
		2012	2013	2014	2015	2016	2017	2012	2013	2014	2015	2016	2017
IFS World		2,376.6	2,910.3	2,861.0	2,204.7	2,113.1	2,728.0	8,056.4	8,022.7	8,601.8	7,300.3	7,294.6	7,979.4
World	001	2,377.5	2,905.8	2,861.5	2,203.7	2,112.8	2,735.5	7,842.1	7,872.4	8,583.1	7,724.4	7,288.1	7,939.2
Advanced Economies	110	667.8	674.3	734.0	601.6	590.2	623.8	2,563.6	2,480.9	2,625.4	2,709.3	2,401.0	2,397.9
Euro Area	163	241.5	394.9	401.3	338.6	328.3	349.4	1,517.9	1,403.2	1,501.0	1,822.5	1,480.6	1,467.2
Austria	122	0.7	0.6	4.8	2.4	0.8	5.6	82.7	61.4	72.1	83.8	70.4	63.3
Belgium	124	60.4	62.3	41.7	16.3	7.7	18.0	67.3	63.6	68.6	66.8	61.9	75.4
Cyprus	423	0.4	0.9	0.5	0.4	0.7	3.0	4.6	4.9	3.5	3.2	3.5	16.4
Estonia	939	3.7	1.9	2.5	2.2	2.8	6.1	9.0	5.9	5.4	4.8	5.7	6.6
Finland	172	3.6	1.9	0.7	0.4	0.2	0.3	20.4	15.6	17.4	15.9	14.0	17.9
France	132	17.2	34.0	26.9	21.1	25.1	27.0	106.2	164.6	130.5	117.4	120.0	134.8
Germany	134	38.6	73.0	69.1	75.8	85.4	45.4	541.9	449.3	465.9	431.3	420.4	433.5
Greece	174	2.2	10.8	13.8	10.6	11.5	3.9	50.9	59.5	117.5	70.4	66.8	89.6
Ireland	178	0.1	0.3	0.2	2.2	0.4	0.5	10.7	11.1	9.8	456.2	25.2	29.4
Italy	136	53.3	81.5	86.2	74.4	72.7	69.5	271.0	220.6	221.7	197.7	262.7	218.0
Latvia	941	6.1	6.6	8.0	6.4	5.7	9.4	24.0	24.4	20.4	19.9	24.6	24.1
Lithuania	946	19.0	21.8	31.8	33.3	25.2	35.1	50.9	36.9	44.8	45.2	40.9	45.6
Luxembourg	137	0.0	0.0	0.0	0.0	2.2	8.2	3.5	2.9	2.6	1.4	2.2
Malta	181	0.8	0.1	0.3	1.8	19.4	0.1	1.0	1.5	1.9	1.3	2.3
Netherlands	138	11.8	22.5	31.2	43.6	37.0	40.1	142.7	124.3	148.6	128.2	217.2	155.2
Portugal	182	5.2	2.3	1.8	0.2	1.5	0.1	7.3	23.1	36.9	47.8	15.3	12.5
Slovak Republic	936	3.2	6.5	11.2	6.9	8.3	3.1	14.5	21.7	22.1	17.4	16.2	13.6
Slovenia	961	0.0	0.1	0.6	0.1	0.1	1.0	17.3	22.3	21.1	20.8	23.0	25.1
Spain	184	15.9	66.9	70.3	41.9	41.4	59.6	88.3	89.3	90.3	91.2	90.1	101.5
Australia	193	0.6	0.5	1.1	1.2	0.9	0.9	21.1	26.8	1.0	1.3	1.4	1.5
Canada	156	104.6	81.4	47.7	70.2	41.3	2.4	19.1	19.9	12.0	11.6	44.4	30.4
China,P.R.: Hong Kong	532	2.5	0.9	0.4	2.7	4.3	6.3	39.9	56.1	77.6	67.0	77.0	102.6
Czech Republic	935	9.9	14.6	14.2	13.4	13.8	8.9	82.9	75.9	67.1	56.5	69.7	76.9
Denmark	128	1.2	1.4	1.1	0.4	1.2	1.4	25.0	13.1	12.7	12.2	24.9	16.6
Iceland	176	0.0	0.1	0.0	0.0	1.3	3.1	1.8	5.0	6.0	6.1
Israel	436	36.3	2.5	4.5	5.6	5.5	7.0	31.6	31.6	41.8	22.5	10.0	13.3
Japan	158	5.8	3.6	3.3	3.3	2.7	7.4	312.6	319.9	368.2	206.0	188.4	138.8
Korea, Republic of	542	2.9	0.9	3.6	2.5	14.6	17.5	52.9	70.7	51.5	47.4	49.8	81.6
New Zealand	196	0.1	5.4	4.9	3.3	2.7	2.5	1.5
Norway	142	0.0	0.4	0.1	0.1	0.3	0.9	10.3	11.6	10.3	10.4	12.0	12.4
San Marino	135	0.2	0.1
Singapore	576	0.2	1.3	9.1	6.8	10.7	13.8	18.3	14.0	15.3	11.6	17.1	13.8
Sweden	144	0.9	0.1	0.3	0.1	0.1	0.2	17.0	14.2	10.4	21.0	9.7	12.0
Switzerland	146	12.8	3.3	14.7	30.8	81.8	71.6	72.5	58.7	61.0	63.2	42.6	48.6
Taiwan Prov.of China	528	1.6	1.6	0.4	0.3	1.3	1.0	7.5	12.5	6.5	6.9	6.0	7.6
United Kingdom	112	20.9	30.1	24.7	21.5	15.2	13.2	115.1	90.3	94.9	90.0	143.8	98.7
United States	111	226.2	136.7	207.6	104.2	68.3	121.8	213.2	254.4	289.0	251.5	214.7	268.2
Emerg. & Dev. Economies	200	1,709.1	2,231.3	2,126.9	1,601.9	1,522.6	2,111.7	5,268.6	5,387.8	5,954.0	5,011.8	4,886.9	5,541.1
Emerg. & Dev. Asia	505	60.9	51.9	104.8	144.2	198.5	215.8	712.9	699.3	880.6	704.6	679.3	835.8
Bangladesh	513	0.0	0.0	0.7	0.3	0.4	0.4	0.7	1.2	1.6
China,P.R.: Mainland	924	25.6	33.9	90.4	125.8	174.3	201.7	566.0	563.7	732.2	587.0	547.7	732.9
F.T. French Polynesia	887	0.1	0.0
India	534	14.9	6.4	10.7	14.3	22.2	9.0	73.9	55.6	50.5	50.6	77.5	48.0
Indonesia	536	2.3	2.3	0.0	0.1	0.0	0.0	10.5	11.3	10.6	11.8	10.3	11.9
Malaysia	548	0.6	0.3	0.2	2.3	0.2	0.1	27.0	19.8	20.6	10.5	9.1	10.5
Marshall Islands	867	0.2	0.0
Mongolia	948	3.2	4.6	2.3	0.9	0.8	1.1	0.0
Philippines	566	0.3	0.1	0.2	0.2	0.1	0.3	1.5	0.2	0.2	0.7	0.2	0.5
Sri Lanka	524	3.0	1.9	0.0	0.0	0.0	1.4	1.4	2.8	1.6	1.5	1.2
Thailand	578	4.3	0.3	0.9	0.0	0.2	0.3	17.7	24.0	26.5	20.2	15.8	21.7
Vietnam	582	6.5	2.2	0.5	0.6	2.7	14.6	22.8	36.7	21.5	15.7	7.5
Asia n.s.	598	0.0	0.1	0.0	0.0	0.1	0.0
Europe	170	1,467.9	1,968.4	1,887.8	1,304.8	1,118.2	1,684.0	4,064.6	4,186.8	4,529.6	3,819.8	3,823.2	4,224.9
Emerg. & Dev. Europe	903	222.1	347.3	422.3	465.3	380.6	499.2	2,068.0	2,020.5	2,411.1	1,851.4	1,842.0	1,910.7
Albania	914	0.3	0.2	0.2	0.2	0.2	0.1	0.1	0.0	0.0	0.1	0.0	0.2
Bosnia and Herzegovina	963	0.3	0.0	0.1	0.1	0.3	0.4	0.4	0.4

Georgia (915)

In Millions of U.S. Dollars

		Exports (FOB)						Imports (CIF)					
		2012	2013	2014	2015	2016	2017	2012	2013	2014	2015	2016	2017
Bulgaria	918	69.7	150.8	164.1	214.2	160.8	186.9	271.5	200.0	209.8	167.6	150.4	155.5
Croatia	960	0.0	0.4	0.2	2.0	0.2	0.0	2.8	11.4	8.7	1.2	1.9	4.4
Faroe Islands	816	0.3	0.1	0.2	0.4
Gibraltar	823	0.1	3.0	6.4	0.1	0.1
Hungary	944	0.3	0.4	0.8	0.7	0.7	1.0	53.0	50.6	59.8	49.3	42.1	50.2
Macedonia, FYR	962	0.1	0.1	0.1	0.0	0.1	0.5	0.3	0.6	1.1	1.5	0.5
Montenegro	943	0.1	0.0
Poland	964	5.3	7.4	10.2	28.7	8.6	18.8	85.8	88.8	93.9	91.1	101.5	127.7
Romania	968	3.5	5.1	4.5	27.0	36.7	75.3	259.0	323.3	311.4	207.2	190.3	191.0
Serbia, Republic of	942	0.0	0.1	0.2	1.9	2.5	7.0
Turkey	186	142.8	182.9	239.3	186.0	173.4	216.7	1,392.9	1,346.0	1,726.4	1,330.7	1,353.6	1,373.7
CIS	901	1,245.8	1,621.1	1,465.5	839.5	737.5	1,184.8	1,996.6	2,166.4	2,118.5	1,968.4	1,981.2	2,314.2
Armenia	911	261.0	315.7	288.3	180.1	150.8	210.3	70.4	182.0	208.7	171.6	216.8	281.3
Azerbaijan, Rep. of	912	626.9	710.2	544.4	240.4	152.4	272.2	633.5	638.4	631.3	542.9	492.5	553.7
Belarus	913	33.5	40.5	34.8	20.5	18.3	27.5	34.5	20.8	21.2	20.8	58.0	66.9
Kazakhstan	916	62.3	103.6	88.5	45.0	39.8	51.8	131.8	55.3	35.2	22.2	22.3	29.8
Kyrgyz Republic	917	8.9	8.9	10.0	6.7	7.3	9.4	2.5	2.1	2.7	1.7	2.2	2.0
Moldova	921	11.5	14.3	4.7	6.5	2.0	3.2	10.1	12.5	13.7	10.2	10.8	11.2
Russian Federation	922	45.8	190.2	275.0	162.9	206.0	396.7	473.8	589.4	576.8	625.7	675.6	796.7
Tajikistan	923	4.8	7.9	10.8	4.4	5.9	3.4	0.0	0.0	0.0	0.0	0.0	0.0
Turkmenistan	925	8.0	14.1	14.3	16.1	10.4	21.6	30.7	48.0	69.3	111.2	75.9	119.6
Ukraine	926	167.0	192.8	140.2	59.9	73.3	124.5	597.1	602.4	546.1	455.1	417.9	446.0
Uzbekistan	927	16.2	22.7	54.5	97.1	71.3	64.2	12.2	15.5	13.4	7.0	9.3	7.0
Mid East, N Africa, Pak	440	117.5	152.0	85.1	101.6	169.8	168.8	294.7	342.4	354.3	349.6	239.9	274.1
Afghanistan, I.R. of	512	13.4	8.3	1.5	0.3	0.1	0.1	0.0	1.0	0.0	0.0
Algeria	612	0.2	1.1	0.2	0.3	0.7	0.3	0.3	0.0	0.0	0.0
Bahrain, Kingdom of	419	0.0	0.1	0.1	0.2	0.1	0.1	0.0	0.0	0.0	0.0
Djibouti	611	0.0	0.0	0.1
Egypt	469	21.8	9.9	5.1	3.7	15.3	6.4	19.1	13.4	11.1	7.2	4.1	8.7
Iran, I.R. of	429	19.1	47.2	28.3	35.8	46.6	76.4	99.4	129.3	122.8	91.9	84.5	105.2
Iraq	433	9.1	8.7	10.2	10.9	40.8	31.5	2.4	0.3	4.0	2.5	1.7	3.1
Jordan	439	3.2	2.2	8.3	7.4	0.4	0.1	0.5	0.4	0.6	0.3	0.3	0.4
Kuwait	443	0.3	0.1	0.0	0.4	1.7	0.1	0.2	0.2	0.2	0.0	0.0
Lebanon	446	3.0	0.3	0.9	5.3	0.9	0.4	0.9	3.0	0.7	1.9	1.6	1.1
Libya	672	6.6	1.3	1.0	2.4	0.4	1.0	0.4	0.0	0.0	0.3
Mauritania	682	0.0	0.1
Morocco	686	0.1	0.0	0.1	1.9	2.8	1.3	1.8	8.0	24.1	1.3	2.3
Oman	449	0.0	0.0	0.0	0.1	0.1	0.8	0.1	0.0	0.2
Pakistan	564	0.2	2.9	0.7	0.4	0.1	0.8	5.8	5.4	4.0	4.2	3.0	3.1
Qatar	453	0.1	0.0	0.0	0.0	0.5	1.3	0.2	0.3	0.1	0.0	0.4	0.7
Saudi Arabia	456	0.2	0.0	0.1	4.8	24.7	3.9	1.0	1.1	2.4	4.0	4.2	3.3
Sudan	732	1.4	0.1	0.1	0.0	0.0	1.8	0.0	0.0	0.0	0.0	0.0	0.0
Syrian Arab Republic	463	0.0	0.3	0.0	0.0	0.6	0.2	1.3	0.6	0.2	0.2	0.3	0.2
Tunisia	744	0.1	0.3	1.9	4.5	2.4	0.3	0.4	0.1	0.2	0.2	0.3
United Arab Emirates	466	38.9	69.7	28.1	28.1	32.0	37.4	161.7	184.5	199.3	212.9	138.2	145.0
Sub-Saharan Africa	603	11.1	29.2	18.6	8.2	6.8	17.8	32.8	18.9	41.3	21.1	16.6	23.4
Angola	614	0.1	3.0	2.1	6.3
Burkina Faso	748	0.0	0.1
Cameroon	622	0.0	1.2	4.0	0.0	0.1	0.0	0.0
Central African Rep.	626	0.1
Congo, Republic of	634	0.3	0.0	0.0
Côte d'Ivoire	662	0.0	0.4	0.0	0.0	0.0	0.0	0.1
Estonia	939	3.7	1.9	2.5	2.2	2.8	6.1	9.0	5.9	5.4	4.8	5.7	6.6
Ethiopia	644	2.3	2.1	0.8	0.0	0.2	0.0	0.0	0.2	0.0	0.0	0.3
Gabon	646	0.1	0.3	0.0	7.2	15.7	11.0	5.9	7.0
Ghana	652	1.8	0.5	0.0	0.0	0.1	0.5	0.0
Guinea	656	0.1
Kenya	664	4.5	13.5	0.0	0.2	1.6	0.3	0.1	0.1	0.1	0.1	0.8
Malawi	676	0.0	3.0	0.2	0.2	0.1	0.1	0.0	0.1
Mali	678	0.0	0.1

Georgia (915)

In Millions of U.S. Dollars

		Exports (FOB)						Imports (CIF)					
		2012	2013	2014	2015	2016	2017	2012	2013	2014	2015	2016	2017
Mozambique	688	3.5	6.3	3.4	2.3
Niger	692	0.0	0.1	0.0	0.0	0.0	0.0
Nigeria	694	0.4	3.5	2.0	0.1	0.1	0.0	0.0	0.0	0.0	0.0	0.0	0.0
Rwanda	714	0.0	0.2
Senegal	722	0.2	0.2	0.0
Seychelles	718	0.1	0.1	0.1	0.2	1.3	0.7	0.1
Sierra Leone	724	0.4	0.0	0.0	0.0	0.0	0.1	0.0	0.1
South Africa	199	0.4	0.2	0.1	0.0	0.1	0.1	30.5	11.0	23.5	8.8	10.4	15.0
Tanzania	738	1.6	1.3	0.1	1.2	1.0	1.3	0.1	0.1	0.1	0.0
Uganda	746	0.0	0.0	0.1	0.1	0.1	0.0	0.0
Zimbabwe	698	4.6	3.8	0.5	4.7	0.0	0.0
Western Hemisphere	205	51.6	29.9	30.6	43.0	29.3	25.3	163.6	140.4	148.2	116.6	128.0	182.9
Argentina	213	0.1	0.0	1.6	9.6	16.8	8.8	3.2	2.6	3.3
Bahamas, The	313	0.0	2.8
Belize	339	0.0	0.0	0.0	1.5	0.1	0.1	0.9	0.2	0.1
Bolivia	218	9.5	1.3	0.0
Brazil	223	0.4	4.5	19.9	0.6	0.0	120.1	99.4	108.8	71.1	77.1	95.7
Chile	228	0.9	3.6	2.9	2.6	2.8	0.5	0.7	0.8	0.7	3.0	14.5	47.1
Colombia	233	5.8	6.7	5.3	2.7	2.6	0.7	2.2	0.0	1.6	4.8	2.3	10.2
Costa Rica	238	0.0	0.1	0.0	1.4	0.0	0.0	0.1	1.5	0.5	0.1	0.3	0.4
Dominica	321	0.1
Dominican Republic	243	0.9	1.2	0.0
Ecuador	248	2.8	2.9	2.6	2.3	16.1	14.9	21.8	15.4	15.5	18.6
Guatemala	258	0.2	0.3	0.0	2.4	0.4	0.1
Honduras	268	0.2	0.0
Jamaica	343	0.0	0.0	0.2	0.0	0.0	0.0	0.0
Mexico	273	7.3	3.0	6.3	0.3	11.2	11.7	6.7	2.1	2.9	2.4	2.6	2.9
Panama	283	11.6	2.9	4.7	2.4	3.5	2.0	0.8	1.5	0.1	0.2	0.3	0.1
Paraguay	288	0.0	0.1	0.4	1.1	0.9	0.1
Peru	293	3.5	6.0	3.4	2.6	3.0	4.0	0.1	0.2	0.3	12.3	11.1	0.0
Suriname	366	0.1
Trinidad and Tobago	369	8.6	0.1	0.0	4.2
Uruguay	298	1.0	0.8	0.5	0.3	0.0	2.8	2.0	1.4	1.7	0.8	1.3
Western Hem. n.s.	399	0.2	0.4	4.8	6.3	2.7	0.6	0.1	0.4	0.7	0.3
Other Countries n.i.e	910	0.6	0.2	0.6	0.2	0.0	0.0	9.8	3.8	3.7	3.3	0.1	0.1
Cuba	928	0.1	0.0	0.0	1.7	0.3	0.1	0.2	0.1	0.1
Korea, Dem. People's Rep.	954	0.6	0.2	0.6	0.1	8.1	3.5	3.6	3.1
Memorandum Items													
Africa	605	12.7	30.5	19.2	10.5	13.9	25.1	34.4	21.4	49.5	45.3	18.1	26.2
Middle East	405	102.4	139.5	82.3	98.5	162.6	160.6	287.3	333.4	342.1	321.1	235.3	268.2
European Union	998	353.1	605.1	621.2	646.5	565.6	655.2	2,430.0	2,270.6	2,369.7	2,518.6	2,214.9	2,200.3
Export earnings: fuel	080	844.4	1,160.6	1,000.7	559.0	559.8	903.0	1,553.4	1,669.5	1,681.2	1,644.7	1,519.0	1,793.4
Export earnings: nonfuel	092	1,533.0	1,745.2	1,860.8	1,644.6	1,553.0	1,832.5	6,288.7	6,202.9	6,901.9	6,079.7	5,769.1	6,145.8

Germany (134)

In Billions of U.S. Dollars

		Exports (FOB)						Imports (CIF)					
		2012	2013	2014	2015	2016	2017	2012	2013	2014	2015	2016	2017
IFS World		1,401.6	1,444.9	1,494.2	1,326.2	1,334.4	1,448.0	1,155.5	1,181.1	1,207.2	1,051.1	1,055.3	1,166.7
World	001	1,401.7	1,444.9	1,494.2	1,326.2	1,334.4	1,448.2	1,155.5	1,181.1	1,207.2	1,051.1	1,055.3	1,166.8
Advanced Economies	110	981.4	1,010.8	1,049.3	944.6	947.2	1,020.3	824.2	840.1	857.6	747.5	750.0	823.1
Euro Area	163	526.5	538.1	549.7	481.5	488.2	532.5	518.4	535.2	547.1	472.8	475.2	519.6
Austria	122	72.7	74.6	74.1	64.6	66.2	71.0	49.9	51.9	51.2	44.3	45.9	50.1
Belgium	124	56.3	56.3	55.8	45.4	46.0	50.0	73.3	75.4	75.1	62.9	64.2	68.5
Cyprus	423	0.9	1.2	0.8	0.6	0.8	0.7	0.3	0.3	0.2	0.2	0.2	0.2
Estonia	939	2.0	2.2	2.3	1.8	1.8	2.0	0.7	0.7	0.7	0.6	0.7	0.9
Finland	172	10.3	10.8	11.6	10.0	10.2	12.5	7.5	7.6	9.2	9.3	8.6	9.0
France	132	131.7	131.8	133.7	114.0	111.9	118.8	85.1	89.6	95.0	79.6	77.2	77.3
Greece	174	6.1	6.3	6.4	5.2	5.5	5.9	2.3	2.3	2.2	2.0	2.1	2.1
Ireland	178	6.0	7.3	6.9	6.5	6.4	8.4	9.3	8.5	9.2	11.1	11.2	12.2
Italy	136	71.4	70.6	72.1	64.3	67.8	74.0	61.8	62.7	65.8	54.9	57.6	63.3
Latvia	941	1.8	1.9	2.0	1.8	1.9	2.0	1.0	0.8	0.9	0.7	0.8	1.0
Lithuania	946	3.0	3.3	3.4	3.1	3.3	3.7	2.3	2.4	2.2	1.8	1.9	2.1
Luxembourg	137	7.2	7.3	7.1	5.9	5.9	6.5	4.3	4.7	4.9	4.5	4.5	4.8
Malta	181	0.4	0.5	0.8	0.7	0.7	0.6	0.4	0.7	0.5	0.4	0.5	0.5
Netherlands	138	90.4	94.3	96.6	87.8	86.8	96.8	161.8	166.3	165.6	143.1	139.9	160.4
Portugal	182	7.9	8.4	9.4	8.3	8.8	10.1	6.3	6.7	6.8	6.0	6.1	6.8
Slovak Republic	936	13.3	14.1	14.9	13.6	14.1	15.1	16.1	17.0	18.1	16.1	16.8	17.7
Slovenia	961	5.0	5.4	5.4	5.0	5.3	5.9	6.0	6.2	6.5	5.9	6.1	7.0
Spain	184	40.0	41.6	46.2	43.0	44.8	48.6	29.9	31.3	33.1	29.4	30.9	35.9
Australia	193	12.0	11.4	10.5	9.4	10.0	10.9	2.6	2.3	1.8	1.4	1.7	2.1
Canada	156	11.4	11.8	11.6	11.1	10.6	11.1	4.2	4.4	3.7	3.5	3.8	3.9
China,P.R.: Hong Kong	532	7.6	7.4	7.8	6.5	7.4	7.8	1.8	1.9	1.9	1.9	1.7	1.5
China,P.R.: Macao	546	0.1	0.2	0.1	0.3	0.2	0.1	0.1	0.0	0.0	0.0	0.0	0.1
Czech Republic	935	40.2	41.3	44.5	40.5	42.2	47.0	46.6	47.9	52.7	46.8	49.7	56.2
Denmark	128	19.1	21.0	22.3	19.5	20.1	21.2	16.2	17.2	17.8	15.0	14.9	16.0
Iceland	176	0.4	0.4	0.4	0.4	0.7	0.7	0.4	0.4	0.2	0.1	0.1	0.1
Israel	436	4.7	4.8	5.4	4.5	4.4	4.9	1.5	1.6	1.7	1.4	1.3	1.6
Japan	158	22.0	22.9	22.7	19.2	20.5	22.5	21.2	19.2	19.3	15.5	17.2	18.1
Korea, Republic of	542	17.2	19.2	20.7	19.9	19.2	20.3	9.1	9.0	9.0	7.3	7.1	10.8
New Zealand	196	1.3	1.4	1.4	1.2	1.2	1.5	0.6	0.6	0.6	0.5	0.5	0.5
Norway	142	10.9	10.9	11.2	8.9	9.5	9.9	26.1	22.3	21.8	16.5	12.4	14.7
San Marino	135	0.0	0.0	0.0	0.0	0.0	0.0	0.0	0.0	0.0	0.0	0.0	0.0
Singapore	576	8.4	8.3	8.3	7.3	7.4	7.8	3.2	3.1	3.1	2.7	2.7	4.3
Sweden	144	27.1	27.5	28.5	25.6	27.5	30.2	17.2	17.7	18.1	15.7	16.0	17.7
Switzerland	146	63.2	62.7	62.0	55.0	56.0	61.2	46.2	48.2	49.2	44.3	46.5	48.8
Taiwan Prov.of China	528	7.4	7.8	9.2	8.2	8.4	8.7	6.4	6.6	7.4	7.3	7.6	8.7
United Kingdom	112	91.0	94.6	105.1	98.7	95.2	95.2	53.3	53.7	53.0	44.8	43.4	46.5
United States	111	110.9	119.0	128.0	126.9	118.5	126.8	49.1	48.8	49.2	50.0	48.2	51.9
Vatican	187	0.0	0.0	0.0	0.0	0.0	0.0	0.0	0.0	0.0	0.0	0.0	0.0
Emerg. & Dev. Economies	200	415.2	428.7	439.7	378.0	383.6	423.7	331.3	340.9	349.5	303.6	305.3	343.7
Emerg. & Dev. Asia	505	121.3	123.7	134.7	110.9	115.8	134.0	113.0	112.6	119.2	114.3	115.6	124.0
American Samoa	859	0.0	0.0	0.0	0.0	0.0	0.0	0.0	0.0	0.0
Bangladesh	513	0.5	0.6	0.8	0.7	0.8	0.8	3.3	3.4	3.6	4.0	4.0	4.3
Bhutan	514	0.0	0.0	0.0	0.1	0.0	0.0	0.0	0.0	0.0	0.0	0.0	0.0
Brunei Darussalam	516	0.1	0.1	0.2	0.2	0.1	0.1	0.0	0.0	0.0	0.0	0.0	0.0
Cambodia	522	0.1	0.1	0.1	0.1	0.2	0.3	0.7	0.8	1.0	1.1	1.1	1.2
China,P.R.: Mainland	924	85.6	89.2	99.4	79.7	85.0	98.7	78.6	76.6	80.8	76.7	77.5	81.8
Fiji	819	0.0	0.0	0.0	0.0	0.0	0.0	0.0	0.0	0.0	0.0	0.0	0.0
F.T. French Polynesia	887	0.0	0.0	0.0	0.0	0.0	0.0	0.0	0.0	0.0	0.0	0.0	0.0
F.T. New Caledonia	839	0.1	0.1	0.1	0.1	0.0	0.0	0.0	0.0	0.0	0.0	0.0	0.0
Guam	829	0.0	0.0	0.0	0.0	0.0	0.0	0.0	0.0	0.0	0.0	0.0	0.0
India	534	13.3	12.1	11.8	10.8	10.8	12.1	7.8	7.9	7.9	7.0	7.0	7.6
Indonesia	536	4.1	4.1	3.9	2.9	2.7	3.0	4.0	3.8	3.7	3.5	3.3	3.4
Kiribati	826	0.0	0.0	0.0	0.0	0.0	0.0	0.0	0.0	0.0	0.0	0.0	0.0
Lao People's Dem.Rep	544	0.2	0.0	0.1	0.0	0.0	0.0	0.1	0.1	0.1	0.1	0.1	0.1
Malaysia	548	6.4	6.4	6.4	5.3	5.3	5.7	5.5	5.9	6.4	6.1	6.4	7.3
Maldives	556	0.0	0.0	0.0	0.0	0.0	0.0	0.0	0.0	0.0	0.0	0.0	0.0

Germany (134)

In Billions of U.S. Dollars

		Exports (FOB)						Imports (CIF)					
		2012	2013	2014	2015	2016	2017	2012	2013	2014	2015	2016	2017
Marshall Islands	867	0.2	0.2	0.8	0.6	0.2	0.5	0.0	0.0	0.0	0.0	0.0	0.0
Micronesia	868	0.0	0.0	0.0	0.0	0.0	0.0	0.0	0.0	0.0	0.0	0.0	0.0
Mongolia	948	0.2	0.2	0.2	0.1	0.1	0.1	0.0	0.0	0.0	0.0	0.0	0.0
Myanmar	518	0.1	0.2	0.2	0.2	0.2	0.1	0.1	0.1	0.1	0.2	0.3	0.5
Nepal	558	0.0	0.0	0.0	0.2	0.0	0.2	0.0	0.0	0.0	0.0	0.0	0.0
Palau	565	0.0	0.0	0.0	0.0	0.0	0.0	0.0	0.0	0.0	0.0	0.0	0.0
Papua New Guinea	853	0.1	0.0	0.0	0.0	0.0	0.0	0.5	0.3	0.4	0.3	0.2	0.2
Philippines	566	2.0	2.3	2.7	2.4	2.3	2.3	2.4	2.6	3.1	2.9	2.6	3.2
Samoa	862	0.0	0.0	0.0	0.0	0.0	0.0	0.0	0.0	0.0	0.0	0.0	0.0
Solomon Islands	813	0.0	0.0	0.0	0.0	0.0	0.0	0.0	0.0	0.0	0.0	0.0	0.0
Sri Lanka	524	0.3	0.3	0.3	0.3	0.3	0.6	0.5	0.5	0.5	0.5	0.5	0.6
Thailand	578	5.4	5.2	5.2	4.5	4.9	5.3	4.0	4.3	4.9	4.5	4.7	5.3
Timor-Leste	537	0.0	0.0	0.0	0.0	0.0	0.0	0.0	0.0	0.0	0.0	0.0	0.0
Tonga	866	0.0	0.0	0.0	0.0	0.0	0.0	0.0	0.0	0.0	0.0	0.0
Tuvalu	869	0.0	0.0	0.0	0.0	0.0	0.0	0.0	0.0	0.0
Vanuatu	846	0.0	0.0	0.0	0.0	0.0	0.0	0.0	0.0	0.0	0.0	0.0	0.0
Vietnam	582	2.5	2.4	2.6	2.5	2.9	4.0	5.6	6.3	6.6	7.4	7.9	8.6
Asia n.s.	598	0.1	0.0	0.0	0.0	0.0	0.0	0.0	0.0	0.0	0.0	0.0	0.0
Europe	170	187.5	195.5	193.6	164.8	170.0	190.7	161.3	174.5	182.0	151.3	153.9	176.2
Emerg. & Dev. Europe	903	122.6	131.5	141.9	132.0	137.4	150.7	99.6	110.5	121.8	112.8	119.9	135.9
Albania	914	0.2	0.2	0.2	0.2	0.3	0.3	0.1	0.1	0.1	0.1	0.1	0.1
Bosnia and Herzegovina	963	1.0	1.0	1.0	0.9	0.9	1.0	0.6	0.6	0.7	0.6	0.6	0.7
Bulgaria	918	3.5	3.5	4.3	3.8	3.9	4.2	2.7	3.5	3.3	3.1	3.4	4.2
Croatia	960	2.8	2.7	3.0	2.9	3.3	3.7	1.0	1.1	1.2	1.3	1.5	1.8
Faroe Islands	816	0.1	0.0	0.1	0.0	0.1	0.1	0.0	0.0	0.0	0.0	0.0	0.0
Gibraltar	823	0.1	0.2	0.1	0.0	0.0	0.2	0.0	0.0	0.0	0.0	0.0	0.1
Hungary	944	20.8	23.2	26.3	24.2	25.2	28.1	23.7	25.7	29.0	26.1	27.5	29.9
Kosovo	967	0.2	0.2	0.2	0.2	0.2	0.2	0.0	0.0	0.0	0.0	0.0	0.0
Macedonia, FYR	962	0.7	0.7	0.9	0.9	1.0	1.2	1.2	1.5	2.0	1.9	2.1	2.5
Montenegro	943	0.1	0.1	0.1	0.1	0.1	0.1	0.0	0.0	0.0	0.0	0.0	0.0
Poland	964	53.8	56.4	63.3	57.8	60.4	67.2	45.0	50.3	55.4	52.7	54.9	62.5
Romania	968	11.8	12.8	14.3	13.6	15.0	17.1	10.3	11.5	12.7	11.3	13.3	16.3
Serbia, Republic of	942	2.0	2.1	2.2	2.2	2.3	2.6	1.2	1.6	1.6	1.5	1.8	2.0
Turkey	186	25.7	28.4	25.9	25.1	24.6	24.7	13.7	14.5	15.8	14.3	14.8	15.7
CIS	901	64.9	63.9	51.7	32.8	32.5	40.0	61.7	63.9	60.2	38.5	34.0	40.2
Armenia	911	0.2	0.2	0.2	0.2	0.2	0.2	0.1	0.1	0.1	0.1	0.1	0.1
Azerbaijan, Rep. of	912	1.0	1.1	1.0	0.7	0.4	0.4	2.0	3.3	3.2	2.4	1.8	1.1
Belarus	913	2.9	3.0	2.4	1.4	1.3	1.7	1.0	0.6	0.7	0.7	0.5	0.5
Georgia	915	0.5	0.4	0.5	0.4	0.4	0.4	0.2	0.2	0.1	0.1	0.1	0.1
Kazakhstan	916	2.6	2.9	2.3	1.4	1.2	1.4	5.0	5.9	5.8	3.1	3.1	4.0
Kyrgyz Republic	917	0.1	0.1	0.1	0.1	0.1	0.1	0.0	0.0	0.0	0.0	0.0	0.0
Moldova	921	0.5	0.5	0.4	0.3	0.3	0.4	0.1	0.1	0.2	0.2	0.1	0.2
Russian Federation	922	48.8	47.5	39.0	24.0	23.8	29.3	51.5	52.0	48.2	30.4	26.6	32.2
Tajikistan	923	0.0	0.0	0.1	0.0	0.0	0.1	0.0	0.0	0.0	0.0	0.0	0.0
Turkmenistan	925	0.4	0.5	0.4	0.3	0.4	0.4	0.1	0.0	0.2	0.0	0.1	0.0
Ukraine	926	7.4	7.1	4.8	3.4	4.0	5.0	1.6	1.8	1.8	1.5	1.6	2.0
Uzbekistan	927	0.5	0.6	0.7	0.5	0.5	0.7	0.0	0.0	0.0	0.0	0.0	0.0
Europe n.s.	884	0.0	0.0	0.1	0.0	0.0	0.0	0.0	0.0	0.0	0.0	0.0	0.0
Mid East, N Africa, Pak	440	47.7	49.6	53.3	49.7	49.2	46.3	19.6	19.5	15.4	11.6	9.8	13.4
Afghanistan, I.R. of	512	0.4	0.2	0.2	0.1	0.1	0.1	0.0	0.0	0.0	0.0	0.0	0.0
Algeria	612	2.4	2.7	3.5	2.7	3.5	3.5	2.4	2.7	3.3	1.7	1.4	1.3
Bahrain, Kingdom of	419	0.5	0.5	0.5	0.5	0.4	0.5	0.0	0.0	0.0	0.0	0.0	0.0
Djibouti	611	0.0	0.0	0.0	0.0	0.0	0.0	0.0	0.0	0.0	0.0	0.0	0.0
Egypt	469	3.4	3.1	3.8	3.7	4.9	5.0	1.7	1.8	1.9	1.8	1.1	1.4
Iran, I.R. of	429	3.2	2.4	3.2	2.3	2.8	3.4	0.4	0.3	0.4	0.4	0.3	0.4
Iraq	433	1.6	1.8	1.5	1.1	0.8	0.8	0.7	0.6	0.6	0.5	0.6	1.1
Jordan	439	1.1	0.9	0.9	0.9	0.8	0.8	0.0	0.1	0.0	0.0	0.0	0.0
Kuwait	443	1.6	1.7	1.9	1.5	1.6	1.5	0.3	0.5	0.2	0.1	0.0	0.1
Lebanon	446	1.1	1.0	1.0	0.9	0.9	0.9	0.1	0.1	0.1	0.1	0.1	0.1
Libya	672	0.9	1.2	0.7	0.4	0.3	0.3	7.1	6.2	2.2	1.3	0.6	2.8

Germany (134)

In Billions of U.S. Dollars

		Exports (FOB)						Imports (CIF)					
		2012	2013	2014	2015	2016	2017	2012	2013	2014	2015	2016	2017
Mauritania	682	0.2	0.1	0.1	0.1	0.1	0.1	0.1	0.1	0.1	0.0	0.0	0.1
Morocco	686	2.1	2.1	2.3	2.1	2.2	2.3	0.8	0.8	0.8	0.7	0.7	0.7
Oman	449	1.0	1.0	0.9	1.0	0.9	1.0	0.1	0.1	0.1	0.0	0.0	0.0
Pakistan	564	1.1	1.1	1.1	1.1	1.3	1.4	1.1	1.2	1.5	1.4	1.4	1.5
Qatar	453	1.5	1.6	2.7	2.4	2.8	2.5	0.3	0.3	0.2	0.2	0.4	0.4
Saudi Arabia	456	10.5	12.2	11.8	11.0	8.0	7.4	1.9	1.9	1.2	0.8	0.5	0.6
Somalia	726	0.0	0.0	0.0	0.0	0.0	0.0	0.0	0.0	0.0	0.0	0.0	0.0
Sudan	732	0.2	0.3	0.2	0.2	0.2	0.3	0.0	0.0	0.0	0.0	0.0	0.0
Syrian Arab Republic	463	0.3	0.1	0.1	0.1	0.1	0.1	0.1	0.0	0.0	0.0	0.0	0.0
Tunisia	744	1.8	1.7	1.7	1.5	1.6	1.8	1.7	1.8	1.9	1.6	1.6	1.7
United Arab Emirates	466	12.5	13.1	14.9	16.1	15.9	12.5	0.9	1.0	0.9	0.9	0.9	1.2
West Bank and Gaza	487	0.1	0.1	0.1	0.1	0.1	0.1	0.0	0.0	0.0	0.0	0.0	0.0
Yemen, Republic of	474	0.2	0.3	0.3	0.2	0.1	0.1	0.0	0.0	0.0	0.0	0.0	0.0
Sub-Saharan Africa	603	17.1	17.4	17.5	15.9	14.3	15.5	14.5	14.1	13.2	10.1	10.1	11.5
Angola	614	0.5	0.4	0.5	0.4	0.3	0.3	0.3	0.6	0.2	0.1	0.2	0.1
Benin	638	0.1	0.1	0.1	0.1	0.0	0.0	0.0	0.0	0.0	0.0	0.0	0.0
Botswana	616	0.1	0.0	0.1	0.1	0.1	0.1	0.0	0.0	0.0	0.0	0.0	0.0
Burkina Faso	748	0.1	0.1	0.1	0.1	0.1	0.1	0.0	0.0	0.0	0.0	0.0	0.1
Burundi	618	0.0	0.0	0.0	0.0	0.0	0.0	0.0	0.0	0.0	0.0	0.0	0.0
Cabo Verde	624	0.0	0.0	0.0	0.0	0.0	0.0	0.0	0.0	0.0	0.0	0.0	0.0
Cameroon	622	0.2	0.2	0.2	0.2	0.1	0.1	0.1	0.1	0.0	0.0	0.0	0.0
Central African Rep.	626	0.0	0.0	0.0	0.0	0.0	0.0	0.0	0.0	0.0	0.0	0.0	0.0
Chad	628	0.0	0.0	0.0	0.0	0.0	0.0	0.0	0.0	0.0	0.0	0.0	0.0
Comoros	632	0.0	0.0	0.0	0.0	0.0	0.0	0.0	0.0	0.0	0.0	0.0	0.0
Congo, Dem. Rep. of	636	0.2	0.2	0.2	0.2	0.1	0.1	0.1	0.1	0.0	0.1	0.1	0.1
Congo, Republic of	634	0.1	0.1	0.1	0.2	0.1	0.1	0.1	0.0	0.0	0.0	0.0	0.0
Côte d'Ivoire	662	0.2	0.2	0.2	0.2	0.2	0.2	1.0	0.9	0.7	0.7	0.7	0.7
Equatorial Guinea	642	0.0	0.0	0.0	0.0	0.0	0.0	0.1	0.0	0.0	0.1	0.1	0.1
Eritrea	643	0.0	0.0	0.0	0.0	0.0	0.0	0.0	0.0	0.0	0.0	0.0	0.0
Eswatini, Kingdom of	734	0.0	0.0	0.0	0.0	0.0	0.0	0.0	0.0	0.0	0.0	0.0	0.0
Estonia	939	2.0	2.2	2.3	1.8	1.8	2.0	0.7	0.7	0.7	0.6	0.7	0.9
Ethiopia	644	0.2	0.2	0.3	0.3	0.4	0.4	0.3	0.2	0.2	0.2	0.2	0.2
Gabon	646	0.1	0.1	0.1	0.1	0.0	0.0	0.2	0.1	0.0	0.0	0.0	0.0
Gambia, The	648	0.0	0.0	0.0	0.0	0.0	0.0	0.0	0.0	0.0	0.0	0.0	0.0
Ghana	652	0.4	0.4	0.4	0.3	0.3	0.3	0.4	0.4	0.2	0.2	0.2	0.2
Guinea	656	0.1	0.0	0.0	0.1	0.1	0.1	0.1	0.1	0.1	0.1	0.1	0.1
Guinea-Bissau	654	0.0	0.0	0.0	0.0	0.0	0.0	0.0	0.0	0.0	0.0
Kenya	664	0.4	0.4	0.4	0.4	0.4	0.3	0.1	0.1	0.2	0.1	0.1	0.1
Lesotho	666	0.0	0.0	0.0	0.0	0.0	0.0	0.0	0.0	0.0	0.0	0.0	0.0
Liberia	668	0.1	0.1	0.4	0.3	0.2	0.2	0.0	0.0	0.1	0.0	0.1	0.5
Madagascar	674	0.0	0.1	0.1	0.0	0.0	0.0	0.1	0.1	0.1	0.1	0.2	0.2
Malawi	676	0.0	0.0	0.0	0.0	0.0	0.0	0.1	0.1	0.1	0.0	0.0	0.1
Mali	678	0.1	0.1	0.1	0.1	0.1	0.1	0.0	0.0	0.0	0.0	0.0	0.0
Mauritius	684	0.1	0.1	0.1	0.1	0.1	0.1	0.0	0.0	0.0	0.0	0.0	0.0
Mozambique	688	0.1	0.1	0.1	0.1	0.1	0.1	0.0	0.0	0.0	0.0	0.0	0.0
Namibia	728	0.2	0.2	0.2	0.1	0.1	0.1	0.1	0.1	0.1	0.1	0.1	0.1
Niger	692	0.0	0.0	0.0	0.0	0.0	0.0	0.0	0.0	0.0	0.0	0.0	0.0
Nigeria	694	1.6	1.8	1.8	1.1	0.8	1.0	5.7	5.4	5.3	2.1	1.4	1.7
Rwanda	714	0.0	0.0	0.0	0.0	0.0	0.0	0.0	0.0	0.0	0.0	0.0	0.0
São Tomé & Príncipe	716	0.0	0.0	0.0	0.0	0.0	0.0	0.0	0.0	0.0	0.0	0.0
Senegal	722	0.1	0.1	0.1	0.1	0.1	0.1	0.0	0.0	0.0	0.0	0.0	0.0
Seychelles	718	0.0	0.0	0.0	0.0	0.0	0.0	0.0	0.0	0.0	0.0	0.0	0.0
Sierra Leone	724	0.1	0.0	0.0	0.0	0.0	0.0	0.0	0.0	0.0	0.0	0.0	0.0
South Africa	199	11.3	11.3	11.0	10.7	9.8	10.8	5.2	5.0	5.2	5.6	6.0	7.0
South Sudan, Rep. of	733	0.0	0.0	0.0	0.0	0.0	0.0	0.0	0.0	0.0	0.0
Tanzania	738	0.2	0.2	0.2	0.1	0.2	0.2	0.2	0.2	0.2	0.2	0.1	0.1
Togo	742	0.1	0.1	0.1	0.1	0.0	0.0	0.0	0.0	0.0	0.0	0.0	0.0
Uganda	746	0.1	0.1	0.1	0.1	0.1	0.1	0.1	0.1	0.1	0.1	0.1	0.1
Zambia	754	0.1	0.2	0.1	0.1	0.1	0.1	0.0	0.0	0.0	0.0	0.0	0.0
Zimbabwe	698	0.1	0.1	0.0	0.1	0.0	0.0	0.1	0.1	0.1	0.0	0.0	0.0

Germany (134)

In Billions of U.S. Dollars

		Exports (FOB)						Imports (CIF)					
		2012	2013	2014	2015	2016	2017	2012	2013	2014	2015	2016	2017
Africa n.s.	799	0.0	0.0	0.0	0.0	0.0	0.0	0.0	0.0	0.0	0.0
Western Hemisphere	205	41.6	42.5	40.5	36.7	34.4	37.3	22.9	20.3	19.7	16.3	15.9	18.6
Anguilla	312	0.0	0.0	0.0	0.0	0.0	0.0	0.0	0.0	0.0	0.0	0.0	0.0
Antigua and Barbuda	311	0.0	0.0	0.0	0.0	0.0	0.0	0.0	0.0	0.0	0.0	0.0	0.0
Argentina	213	3.5	3.8	3.2	2.9	2.8	3.3	1.9	1.7	1.7	1.4	1.3	1.1
Aruba	314	0.0	0.0	0.0	0.0	0.0	0.0	0.0	0.0	0.0	0.0	0.0	0.0
Bahamas, The	313	0.2	0.1	0.0	0.0	0.0	0.0	0.0	0.1	0.0	0.0	0.0	0.0
Barbados	316	0.0	0.0	0.0	0.0	0.0	0.0	0.0	0.0	0.0	0.0	0.0	0.0
Belize	339	0.2	0.0	0.0	0.0	0.0	0.0	0.0	0.0	0.0	0.0	0.0	0.0
Bermuda	319	0.0	0.0	0.0	0.5	0.0	0.0	0.0	0.0	0.0	0.0	0.3	0.0
Bolivia	218	0.1	0.2	0.2	0.2	0.2	0.2	0.1	0.1	0.1	0.1	0.1	0.1
Brazil	223	15.0	14.9	13.8	11.0	9.4	9.6	8.8	7.5	7.9	6.1	5.8	5.7
Chile	228	3.3	3.7	2.8	2.6	2.7	2.6	1.6	1.2	1.3	1.1	0.8	1.0
Colombia	233	2.1	1.9	2.4	2.0	1.6	1.9	0.7	0.9	1.1	0.7	0.5	0.6
Costa Rica	238	0.2	0.2	0.2	0.2	0.3	0.3	0.2	0.2	0.2	0.2	0.2	0.2
Curacao	354	0.0	0.0	0.0	0.0	0.0	0.0	0.0	0.0	0.0	0.0
Dominica	321	0.0	0.0	0.0	0.0	0.0	0.0	0.0	0.0	0.0	0.0	0.0	0.0
Dominican Republic	243	0.2	0.2	0.2	0.2	0.2	0.3	0.1	0.1	0.1	0.1	0.1	0.1
Ecuador	248	0.6	0.5	0.5	0.5	0.4	0.5	0.5	0.5	0.5	0.4	0.4	0.4
El Salvador	253	0.4	0.2	0.3	0.2	0.2	0.1	0.1	0.1	0.0	0.0	0.0	0.1
Falkland Islands	323	0.0	0.0	0.0	0.0	0.0	0.0	0.0	0.0	0.0	0.0	0.0	0.0
Greenland	326	0.0	0.0	0.0	0.0	0.0	0.0	0.0	0.0	0.0	0.0	0.0	0.0
Grenada	328	0.0	0.0	0.0	0.0	0.0	0.0	0.0	0.0	0.0	0.0	0.0	0.0
Guatemala	258	0.3	0.3	0.3	0.3	0.3	0.3	0.1	0.1	0.1	0.1	0.1	0.1
Guyana	336	0.0	0.0	0.0	0.0	0.0	0.0	0.0	0.0	0.0	0.0	0.0	0.0
Haiti	263	0.0	0.0	0.0	0.0	0.0	0.0	0.0	0.0	0.0	0.0	0.0	0.0
Honduras	268	0.2	0.2	0.2	0.2	0.1	0.1	0.6	0.3	0.4	0.4	0.4	0.5
Jamaica	343	0.1	0.1	0.1	0.1	0.1	0.1	0.0	0.0	0.0	0.0	0.0	0.0
Mexico	273	11.3	11.8	12.0	12.3	12.3	14.7	4.9	4.5	4.1	3.8	4.4	7.1
Montserrat	351	0.0	0.0	0.0	0.0	0.0	0.0	0.0	0.0	0.0
Netherlands Antilles	353	0.0	0.0
Nicaragua	278	0.0	0.1	0.1	0.1	0.1	0.1	0.0	0.0	0.0	0.1	0.0	0.1
Panama	283	0.4	0.6	0.6	0.4	0.4	0.4	0.0	0.1	0.1	0.1	0.0	0.0
Paraguay	288	0.2	0.2	0.2	0.2	0.2	0.2	0.3	0.3	0.2	0.2	0.1	0.1
Peru	293	1.2	1.3	1.2	0.9	0.9	1.0	1.7	1.1	1.2	1.0	0.9	1.0
Sint Maarten	352	0.0	0.0	0.0	0.0	0.0	0.0	0.0	0.0	0.0	0.0
St. Kitts and Nevis	361	0.0	0.1	0.1	0.0	0.0	0.0	0.0	0.0	0.0	0.0	0.0	0.0
St. Lucia	362	0.0	0.0	0.0	0.0	0.0	0.0	0.0	0.0	0.0	0.0	0.0	0.0
St. Vincent & Grens.	364	0.0	0.0	0.0	0.0	0.0	0.0	0.0	0.0	0.0	0.0	0.0
Suriname	366	0.0	0.0	0.0	0.0	0.0	0.0	0.0	0.0	0.0	0.0	0.0	0.0
Trinidad and Tobago	369	0.2	0.1	0.2	0.1	0.1	0.1	0.1	0.1	0.2	0.1	0.0	0.0
Uruguay	298	0.5	0.5	0.5	0.5	0.4	0.3	0.5	0.5	0.3	0.2	0.3	0.2
Venezuela, Rep. Bol.	299	1.2	1.0	0.9	0.6	0.3	0.2	0.6	0.3	0.1	0.1	0.1	0.3
Western Hem. n.s.	399	0.3	0.4	0.4	0.6	1.1	0.8	0.1	0.5	0.0	0.2	0.0	0.0
Other Countries n.i.e	910	0.3	0.3	0.3	0.3	0.3	0.3	0.0	0.1	0.0	0.0	0.0	0.1
Cuba	928	0.2	0.2	0.3	0.3	0.3	0.3	0.0	0.1	0.0	0.0	0.0	0.1
Korea, Dem. People's Rep.	954	0.0	0.0	0.0	0.0	0.0	0.0	0.0	0.0	0.0	0.0	0.0	0.0
Special Categories	899	4.8	5.1	5.0	3.1	3.1	3.8	0.0	0.0	0.0
Countries & Areas n.s.	898	0.0	0.2	0.0	0.2	0.2	0.1
Memorandum Items													
Africa	605	23.8	24.5	25.3	22.4	21.8	23.5	19.4	19.5	19.4	14.3	13.9	15.3
Middle East	405	39.5	41.2	44.3	41.9	40.3	36.8	13.6	12.9	7.8	6.1	4.6	8.1
European Union	998	796.6	821.1	861.3	768.1	780.9	846.4	734.4	763.7	790.4	689.4	699.8	770.7
Export earnings: fuel	080	95.3	96.9	91.4	70.7	66.9	69.2	81.0	82.8	73.9	45.4	39.2	48.5
Export earnings: nonfuel	092	1,306.4	1,348.0	1,402.8	1,255.5	1,267.5	1,378.9	1,074.5	1,098.3	1,133.3	1,005.8	1,016.1	1,118.4

Ghana (652)

In Millions of U.S. Dollars

		Exports (FOB)						Imports (CIF)					
		2012	2013	2014	2015	2016	2017	2012	2013	2014	2015	2016	2017
IFS World		15,762.2	12,724.3	13,502.5	12,398.0	13,598.8	13,191.7	13,607.5	12,767.1
World	001	15,764.1	11,215.2	12,368.6	12,819.4	10,616.1	14,362.5	13,664.9	14,258.9	12,399.1	11,503.0	11,391.7	12,777.9
Advanced Economies	110	6,123.3	5,437.7	5,212.8	3,217.2	3,813.8	5,172.7	6,854.1	7,652.1	6,629.1	5,510.9	5,555.3	6,529.4
Euro Area	163	4,108.1	3,156.1	2,332.1	1,572.2	1,300.4	2,125.8	2,825.2	3,629.4	3,114.5	2,564.2	2,240.1	2,754.1
Austria	122	0.6	0.1	0.1	0.1	0.1	0.3	5.2	17.7	18.0	14.3	12.1	8.0
Belgium	124	130.4	109.0	119.7	76.8	99.5	155.8	927.4	1,276.8	980.2	537.4	577.4	718.8
Cyprus	423	0.1	0.0	0.0	0.6	0.9	2.4	0.9	0.8	1.7
Estonia	939	80.9	60.2	61.0	42.5	71.3	131.1	10.3	23.6	1.1	1.3	10.6	14.2
Finland	172	0.3	0.0	0.0	0.0	0.0	0.4	34.3	25.3	11.6	15.2	26.0	37.1
France	132	1,409.6	761.7	575.1	318.8	139.6	261.8	240.6	420.0	292.3	634.9	382.2	192.9
Germany	134	197.6	359.7	162.2	156.0	147.5	233.1	485.4	513.3	444.9	381.0	440.7	341.5
Greece	174	19.0	1.5	1.0	1.8	0.3	2.7	25.4	20.4	27.3	65.4	22.0	44.9
Ireland	178	10.7	3.6	0.7	0.3	0.3	3.4	68.3	86.1	56.7	54.5	57.5	61.0
Italy	136	1,226.9	769.3	583.0	289.8	188.7	180.3	289.8	277.5	170.7	162.7	205.3	289.8
Latvia	941	1.4	10.7	0.1	0.1	0.4	0.6	17.3
Lithuania	946	0.2	0.0	0.0	21.0	6.1	12.5	4.9	11.2	5.8
Luxembourg	137	0.0	0.0	0.0	0.0	0.0	3.4	2.4	2.2	2.2	2.0	2.0
Malta	181	0.4	0.1	0.2	0.0	0.0	0.1	0.3	7.2	0.2	5.9	7.7	0.8
Netherlands	138	759.0	474.1	483.0	370.7	443.0	884.6	416.0	525.1	689.7	429.1	268.5	237.0
Portugal	182	2.6	338.0	156.8	154.7	60.9	58.7	16.1	15.2	18.8	23.3	40.5	16.3
Slovak Republic	936	0.0	0.2	0.6	0.2	0.4	1.1	0.8
Slovenia	961	0.1	0.2	5.0	11.6	5.4	6.1	6.8	9.7
Spain	184	268.4	278.8	189.2	160.6	149.1	213.2	265.1	399.5	380.4	224.2	167.1	754.6
Australia	193	5.6	1.4	26.4	1.5	1.7	56.7	211.7	169.4	67.8	65.6	91.2	109.7
Canada	156	110.6	51.8	46.8	40.9	33.5	287.4	229.5	363.6	205.2	217.8	236.7	363.5
China,P.R.: Hong Kong	532	3.5	1.4	0.7	0.8	3.7	107.2	109.9	69.1	68.4	145.7	146.8	78.7
Czech Republic	935	0.2	1.8	0.4	0.3	0.3	0.5	6.5	4.8	4.9	4.8	7.0	4.3
Denmark	128	16.3	16.6	16.0	13.5	10.8	11.2	74.0	22.8	18.3	30.5	40.9	81.6
Iceland	176	1.7	1.1	6.3	3.4	1.7	1.7
Israel	436	3.2	3.1	6.9	4.2	2.2	4.0	27.1	146.7	118.4	46.7	51.5	41.9
Japan	158	90.6	74.4	71.7	96.9	150.9	123.1	271.9	168.4	155.5	131.3	152.6	200.6
Korea, Republic of	542	11.5	19.1	18.0	18.7	15.8	19.2	321.4	437.0	274.7	318.0	278.2	307.2
New Zealand	196	2.4	2.5	3.3	4.9	3.1	6.3	36.7	61.2	33.4	23.7	31.0	23.3
Norway	142	2.7	0.5	0.4	0.5	0.4	0.5	42.9	36.3	31.1	36.9	44.4	28.6
Singapore	576	10.7	24.3	44.9	41.5	47.2	27.5	65.0	76.4	57.6	58.8	54.4	63.3
Sweden	144	0.7	7.4	7.2	13.1	4.8	2.2	201.3	127.0	98.3	126.4	111.2	65.5
Switzerland	146	1,212.4	1,335.2	1,306.4	989.3	1,868.7	1,660.1	46.3	54.9	51.1	37.2	48.2	46.4
Taiwan Prov. of China	528	e 2.8	e 205.1	e 901.7	e 105.0	e 78.0	e 3.6	e 86.8	e 96.5	e 38.9	e 28.9	e 30.7	e 59.6
United Kingdom	112	245.4	318.2	271.5	126.9	95.2	329.5	729.4	1,019.1	920.7	708.9	1,106.7	1,099.1
United States	111	296.7	218.7	158.5	186.9	197.0	408.0	1,566.9	1,168.5	1,363.9	962.2	881.8	1,200.1
Emerg. & Dev. Economies	200	9,640.8	5,777.4	7,155.8	9,602.2	6,802.2	9,189.7	6,809.5	6,218.3	5,363.8	5,584.6	5,444.9	6,225.2
Emerg. & Dev. Asia	505	1,188.2	1,612.6	2,887.5	5,394.2	3,269.6	5,773.8	3,808.6	3,288.5	3,049.8	3,278.6	3,109.6	3,715.7
American Samoa	859	0.0	0.0	6.1	6.9	8.0	8.0	3.6
Bangladesh	513	0.6	0.3	0.2	0.1	0.1	0.7	1.5	1.5	1.5	1.3	0.7	0.9
Cambodia	522	0.0	0.0	0.0	0.0	1.8	0.3	0.3	0.3	0.3	0.2
China,P.R.: Mainland	924	626.8	742.0	1,081.6	936.0	941.8	2,381.4	2,407.4	1,684.8	1,716.1	2,153.3	1,964.6	2,134.2
F.T. New Caledonia	839	0.0	0.0	0.1
India	534	237.3	270.0	836.6	3,447.2	1,557.7	2,689.4	596.0	704.5	542.1	487.1	527.6	633.3
Indonesia	536	11.9	17.7	20.2	15.1	4.8	10.4	130.8	155.0	130.1	96.9	67.2	67.4
Malaysia	548	272.2	181.0	434.1	278.0	215.0	454.3	124.5	153.2	116.1	124.1	141.1	303.5
Marshall Islands	867	0.2	0.1	0.1	0.3
Myanmar	518	0.0	0.0	0.0	0.0	0.0	0.1	0.0	0.0	0.0	0.0
Papua New Guinea	853	0.0	0.8	0.0
Philippines	566	0.1	0.3	0.4	0.7	0.6	0.8	15.0	1.5	1.6	2.4	4.7	5.2
Sri Lanka	524	1.8	0.4	0.1	5.2	4.4	3.7	3.0	4.2	4.4
Thailand	578	21.9	14.6	17.4	12.2	0.3	12.9	248.7	284.4	259.8	144.6	147.8	248.1
Vietnam	582	15.5	386.4	497.0	704.8	549.3	223.7	139.0	258.5	247.2	232.8	219.3	292.0
Asia n.s.	598	137.9	34.1	24.2	24.8	23.9	22.6

Ghana (652)

In Millions of U.S. Dollars

		Exports (FOB)						Imports (CIF)					
		2012	2013	2014	2015	2016	2017	2012	2013	2014	2015	2016	2017
Europe	170	261.7	162.7	129.4	125.2	124.5	186.0	486.8	341.3	307.0	381.2	456.2	608.9
Emerg. & Dev. Europe	903	243.3	133.4	101.8	99.6	103.8	143.9	289.4	262.4	240.5	286.7	359.0	394.8
Albania	914	0.0	0.0	0.0	0.0	0.0	0.1	0.0
Bulgaria	918	0.1	0.0	0.0	0.0	0.0	22.7	11.3	19.2	14.0	17.8	18.3	24.3
Croatia	960	0.1	2.6	0.1	0.0	0.1	0.6	1.8	0.7	0.9	0.3	0.3	2.9
Faroe Islands	816	8.3	9.7	12.2	12.5	2.1
Gibraltar	823	6.7	0.0	0.3	0.2	0.1	0.6
Hungary	944	0.0	0.0	1.6	0.0	0.4	1.7	28.0	5.9	4.9	2.1	8.5	1.6
Kosovo	967	e 0.0	e 0.0	e 0.0	e 0.1
Macedonia, FYR	962	e 0.8	e 1.6	e 1.9	e 1.2	e 0.9	e 1.5	e 0.0	e 0.1	e 0.0	e 0.8	e 0.0	e 0.1
Poland	964	7.6	4.3	2.2	2.5	2.0	16.8	30.5	23.6	17.5	19.7	20.1	31.7
Romania	968	0.0	0.1	0.0	0.4	0.1	0.0	8.5	3.1	2.8	4.3	2.5	4.6
Serbia, Republic of	942	0.2	0.2	0.2	0.2	0.0	1.1	0.4	13.7	8.7	1.9
Turkey	186	227.9	124.5	95.7	95.2	100.2	100.6	209.4	200.4	189.9	215.6	287.9	325.1
CIS	901	18.4	29.2	27.5	25.6	20.7	42.1	197.4	78.9	66.5	94.5	97.2	214.1
Azerbaijan, Rep. of	912	0.0	0.0	0.9	0.2	0.1	0.1	0.0	0.0
Belarus	913	0.5	0.0	0.7	0.1	0.1	0.1	0.4
Georgia	915	0.0	0.0	0.0	0.3	4.7	4.5	4.5	1.7	0.9
Kazakhstan	916	0.2	0.0	0.0	0.0	0.0	0.0	0.3	0.2	0.0	0.1
Russian Federation	922	1.4	0.2	0.2	0.2	0.1	4.7	49.6	16.2	29.2	49.8	69.2	135.1
Ukraine	926	16.2	29.0	27.3	25.4	20.5	37.4	146.4	57.0	32.4	39.7	25.9	76.8
Uzbekistan	927	0.0	0.1	0.1	0.2	0.8
Mid East, N Africa, Pak	440	1,671.0	1,348.5	1,421.2	1,882.2	1,487.3	911.4	808.5	684.5	607.6	627.1	653.6	731.3
Algeria	612	0.1	3.5	6.6	3.9	3.2	4.0	2.7	8.3
Bahrain, Kingdom of	419	0.0	4.7	0.0	0.8	0.3	0.3	0.3	0.3	0.3
Djibouti	611	0.1	0.1	0.1	0.1	0.1	0.1	0.1	0.1	0.1	0.1	0.1	0.2
Egypt	469	5.2	2.2	1.6	1.4	0.8	11.1	82.1	33.2	28.5	32.9	64.0	63.4
Iran, I.R. of	429	5.3	20.7	20.0	15.9	10.5	40.1	1.2	2.4	2.2	2.0	1.8	2.9
Iraq	433	0.0	0.3	0.4	0.6	0.4	0.2	0.1	0.4	0.4	0.5	0.5	0.2
Jordan	439	0.2	0.5	0.4	0.1	0.1	0.5	8.9	9.9	12.2	13.3	11.9	9.4
Kuwait	443	0.5	0.1	0.0	0.1	0.0	0.0	6.6	3.7	3.4	3.2	3.0	4.1
Lebanon	446	15.8	19.3	3.3	2.1	31.5	28.7	47.8	45.4	32.9	43.7	29.8	19.0
Libya	672	0.0	0.0	0.0	0.4	0.6	0.3	0.3	0.3	8.2
Mauritania	682	0.8	0.3	0.1	0.2	0.1	0.0	73.5	71.6	71.3	75.5	73.7	59.2
Morocco	686	1.4	12.3	1.8	1.9	3.9	3.0	99.0	94.0	55.8	57.7	89.2	123.8
Oman	449	0.0	0.0	0.0	19.1	0.3	0.0	0.0	1.2	1.8
Pakistan	564	0.3	0.4	0.4	0.5	0.3	6.9	6.4	7.2	7.2	8.4	8.7	14.5
Qatar	453	0.1	0.3	0.1	0.1	0.0	0.2	5.3	11.2	11.1	11.1	10.6	11.8
Saudi Arabia	456	1.6	1.8	1.6	1.4	1.0	2.6	73.6	66.9	60.0	55.6	51.7	81.4
Sudan	732	0.0	0.1	0.1	0.1	0.1	0.0	0.0	0.1	0.1	0.1	0.1	0.6
Syrian Arab Republic	463	0.0	0.1	0.1	0.1	0.1	0.5	1.1	0.3	0.1	0.1	0.1	0.1
Tunisia	744	5.2	14.1	15.9	18.0	10.9	12.9	13.2	15.6	15.8	16.9	14.8	14.6
United Arab Emirates	466	1,634.3	1,271.2	1,375.0	1,839.5	1,427.3	800.8	362.1	317.3	302.4	301.2	288.8	307.5
West Bank and Gaza	487	e 0.1	e 0.1	e 0.2	e 0.3	e 0.1	e 0.1	e 0.0
Yemen, Republic of	474	0.1	0.0	0.0	0.4	0.2	0.2	0.2	0.2	0.1
Sub-Saharan Africa	603	6,401.2	2,572.8	2,578.3	2,154.1	1,717.4	2,005.4	1,379.7	1,218.8	782.6	689.1	683.1	878.4
Angola	614	4.2	2.6	0.2	0.3	0.2	0.2	1.2	17.5	17.8	17.2	16.3	20.0
Benin	638	96.1	49.1	34.8	44.7	34.1	27.2	3.1	1.7	1.2	1.0	0.9	1.9
Botswana	616	0.0	0.0	0.0	0.0	0.0	0.0	0.2	0.1	0.0	0.0	0.0	0.0
Burkina Faso	748	370.3	456.5	479.5	569.8	427.3	490.7	17.4	13.9	13.2	12.9	12.2	14.4
Cabo Verde	624	0.3	0.0	0.0	0.0	0.0	0.9	2.3	0.1	0.0	0.0	0.0	0.0
Cameroon	622	13.9	4.5	3.5	4.0	3.0	4.1	8.3	1.3	0.9	0.7	0.7	1.3
Central African Rep.	626	0.1	0.1	0.1	0.1	0.1	0.0	0.0	0.1	0.1	0.1	0.1
Chad	628	0.2	0.4	0.4	0.2	0.1	0.9	0.0	0.1	0.1	0.1	0.1	0.0
Congo, Dem. Rep. of	636	0.6	1.0	1.0	1.2	0.9	0.0	0.1	0.1	0.1	0.1
Congo, Republic of	634	1.7	6.8	7.3	8.3	6.2	1.2	2.7	2.4	2.3	2.0	1.9	3.0
Côte d'Ivoire	662	82.4	34.0	28.3	45.4	33.4	50.8	160.3	319.5	78.3	68.6	66.0	102.0
Equatorial Guinea	642	11.8	1.0	0.8	1.1	0.8	0.5	8.0	1.2	0.7	0.6	0.5	0.9
Eswatini, Kingdom of	734	0.0	0.1	0.1	0.1	0.1	0.0	0.0	1.7	1.6	1.0	0.8	3.2
Estonia	939	80.9	60.2	61.0	42.5	71.3	131.1	10.3	23.6	1.1	1.3	10.6	14.2

Ghana (652)

In Millions of U.S. Dollars

		Exports (FOB)						Imports (CIF)					
		2012	2013	2014	2015	2016	2017	2012	2013	2014	2015	2016	2017
Ethiopia	644	0.5	0.6	0.5	0.7	0.6	0.2	1.0	1.1	1.1	1.2	1.2	0.8
Gabon	646	5.0	3.0	2.7	3.2	2.4	2.8	4.3	1.0	1.0	1.0	0.9	7.4
Gambia, The	648	3.2	1.8	1.8	2.2	1.6	1.7	0.2	0.1	0.1	0.2	0.2	0.0
Guinea	656	9.5	10.0	9.6	8.4	5.7	17.5	4.4	1.8	0.4	0.4	0.4	5.2
Guinea-Bissau	654	0.3	0.1	0.1	0.1	0.1	0.1	0.2	12.1	8.8	10.1	10.0	4.9
Kenya	664	17.3	0.3	0.1	0.1	0.1	0.8	5.9	3.8	3.3	3.4	5.0	4.5
Lesotho	666	0.1	0.0	0.0	0.0	0.0	0.0	0.0	0.0
Liberia	668	12.1	8.6	8.6	10.6	8.1	7.6	9.5	30.4	35.5	44.6	45.4	8.2
Madagascar	674	0.1	0.1	0.1	0.1	0.0	0.2	0.2	0.2	0.2	0.2	0.3
Malawi	676	0.0	0.0	0.0	0.0	0.0	0.0	4.3	0.1	0.1	0.0	0.0	0.1
Mali	678	58.3	313.4	355.2	403.9	299.6	45.2	4.1	4.6	4.8	5.1	5.0	3.7
Mauritius	684	0.8	0.6	0.3	0.7	0.3	0.1	3.3	6.5	7.2	10.6	18.3	5.4
Mozambique	688	0.1	0.9	0.3	0.2	0.1	0.7	0.7	0.5	0.5	0.6	0.6	0.2
Namibia	728	0.4	4.1	3.8	4.3	3.2	0.0	15.4	2.3	1.7	2.2	2.2	0.5
Niger	692	16.4	78.7	79.2	84.8	61.9	104.3	8.6	7.9	7.8	8.2	8.0	6.8
Nigeria	694	248.4	65.6	59.3	69.4	51.9	63.2	424.5	116.8	80.4	57.7	48.9	149.0
Rwanda	714	0.0	0.1	0.0	0.0	0.0	0.1	0.0	0.0	0.4	0.1	1.1
Senegal	722	13.9	22.2	29.8	63.4	130.8	75.6	42.7	14.2	8.2	19.0	10.8	11.4
Seychelles	718	3.1	0.0	0.0	0.0	0.0	0.2	0.5	0.3	0.3	0.2	0.2	0.5
Sierra Leone	724	14.3	4.2	3.6	4.6	3.5	2.9	10.5	12.2	10.4	6.6	5.3	22.0
South Africa	199	4,535.2	1,135.6	1,196.2	546.8	350.8	910.3	488.3	421.6	358.3	344.3	333.0	410.9
Tanzania	738	0.8	0.8	0.6	0.6	0.5	0.4	1.1	1.3	1.3	1.3	1.4	1.1
Togo	742	878.1	359.6	268.0	274.1	289.5	194.5	143.9	220.1	134.7	67.1	85.9	87.4
Uganda	746	1.7	5.9	2.4	0.5	0.4	0.3	2.5	0.3	0.3	0.4	0.4	0.1
Zambia	754	0.0	0.3	0.1	0.1	0.1	0.4	0.0	0.0	0.0	0.1	0.2	0.1
Zimbabwe	698	0.1	0.0	0.0	0.0	0.0	0.0	0.0	0.0	0.0	0.0	0.0	0.1
Western Hemisphere	205	118.6	80.9	139.5	46.5	203.3	313.1	325.8	685.1	616.8	608.5	542.4	290.8
Antigua and Barbuda	311	88.6	5.8	0.0	0.0	1.5	1.5	1.3	1.2	2.0
Argentina	213	0.0	0.0	0.5	26.0	35.7	28.1	34.5
Aruba	314	0.0	0.0	0.1	0.0
Bahamas, The	313	0.0	1.5	1.7	1.9	1.4	0.1	0.1	1.5	1.6	1.6	1.5	0.1
Barbados	316	0.0	0.1	0.1	0.1	0.1	0.0	0.1	0.1	0.1	0.0
Belize	339	0.1	0.1	0.1	0.0
Bolivia	218	0.0	0.0	0.0	0.0	0.1
Brazil	223	29.7	71.7	135.7	43.5	201.0	193.9	218.9	336.3	257.7	231.8	273.4	217.8
Chile	228	0.0	1.0	0.0	0.0	0.2	29.4	10.5	9.8	13.2	6.9	6.3
Colombia	233	0.1	0.1	0.0	0.0	0.0	1.4	2.2	0.3	0.2	0.1	2.1	0.8
Costa Rica	238	0.0	0.1	0.4	0.1	0.0	0.0	0.1	0.1
Curacao	354	0.0	0.0	0.0	0.0	0.0	0.0	0.3	0.7	0.7	0.7	0.7	0.1
Dominican Republic	243	0.0	0.0	0.0	0.0	0.0	0.3	0.1	0.2	0.3	0.3	0.3	0.1
Ecuador	248	0.0	0.8	0.2	0.1	0.0	0.5	0.3	1.4	0.7	0.1	0.3	0.1
El Salvador	253	0.0	0.0	0.0	0.1	0.0	0.1
Guatemala	258	0.0	0.0	0.0	110.5	126.4	151.5	32.6	10.4
Guyana	336	0.2	0.0	0.0	0.0
Honduras	268	0.0	0.0	0.0	0.0	0.2	0.3	6.5	0.0	0.5
Jamaica	343	0.0	0.0	0.0	0.0	0.0	0.0	7.8	0.7	0.2	0.2	0.1	0.4
Mexico	273	0.0	0.2	0.1	0.1	0.2	0.4	11.1	4.3	28.3	23.5	16.2	9.6
Nicaragua	278	0.1	2.7	5.8	3.8	3.8	3.8	0.2
Panama	283	0.1	0.1	0.1	113.7	1.5	2.1	2.2	2.3	2.2	6.0
Paraguay	288	0.0	0.0	0.0	0.0	0.2	0.3	0.3	0.3	0.3	0.3
Peru	293	0.0	0.0	0.0	0.0	0.0	0.0	1.4	0.5	0.3	0.7
St. Kitts and Nevis	361	1.8	0.0
St. Lucia	362	e 0.1	e 0.0
Suriname	366	0.0	0.0	0.0	0.0	0.1	14.4	2.4
Trinidad and Tobago	369	0.0	0.4	0.4	0.5	0.4	0.1	0.1	0.2	0.2	0.2	0.2	0.0
Uruguay	298	0.0	0.0	0.0	0.0	1.7	1.3	2.6	1.1	0.7	1.3	0.6
Venezuela, Rep. Bol.	299	0.0	0.0	0.0	0.0	0.0	5.6	0.0	0.0	0.0	0.0	0.0
Western Hem. n.s.	399	167.2	175.2	176.6	169.8	0.4
Other Countries n.i.e	910	0.1	0.1	0.0	0.5	7.0	6.5	4.8	4.1	11.7
Korea, Dem. People's Rep.	954	0.0	0.1	0.5	7.0	6.5	4.8	4.1	11.7

Ghana (652)

In Millions of U.S. Dollars

		Exports (FOB)						Imports (CIF)					
		2012	2013	2014	2015	2016	2017	2012	2013	2014	2015	2016	2017
Countries & Areas n.s.	898	0.8	381.5	399.7	402.8	387.5	11.7
Memorandum Items													
Africa	605	6,408.7	2,599.7	2,596.2	2,174.4	1,732.5	2,025.0	1,572.3	1,404.2	928.9	843.4	863.7	1,085.0
Middle East	405	1,663.2	1,321.2	1,402.9	1,861.4	1,471.9	884.9	609.6	492.0	454.1	464.4	464.2	510.2
European Union	998	4,378.5	3,507.2	2,631.2	1,728.9	1,414.1	2,510.9	3,916.4	4,855.6	4,196.9	3,478.9	3,555.7	4,069.7
Export earnings: fuel	080	1,914.9	1,380.2	1,468.8	1,940.8	1,501.5	923.0	976.0	564.6	516.2	507.3	501.7	743.1
Export earnings: nonfuel	092	13,849.2	9,835.0	10,899.8	10,878.5	9,114.6	13,439.5	12,688.9	13,694.3	11,882.9	10,995.7	10,890.0	12,034.8

Gibraltar (823)

In Millions of U.S. Dollars

		Exports (FOB)						Imports (CIF)					
		2012	2013	2014	2015	2016	2017	2012	2013	2014	2015	2016	2017
IFS World	
World	001	1,197.2	851.8	1,680.4	424.0	314.9	446.8	19,502.4	18,655.3	14,652.1	9,671.0	8,412.8	9,102.2
Advanced Economies	110	1,142.3	675.1	1,464.0	353.7	200.2	274.2	17,419.3	16,911.2	12,194.0	7,642.2	6,264.7	7,609.9
Euro Area	163	843.1	561.9	981.8	326.1	159.7	262.8	9,876.8	11,132.3	8,041.1	4,307.0	3,554.9	5,475.0
Austria	122	e 0.0	e 0.0	e 0.0	e 0.0	e 0.1	e 0.1	e 0.8	e 1.0	e 3.6	e 3.1	e 1.6	e 1.3
Belgium	124	e 14.9	e 9.2	e 9.9	e 5.6	e 26.4	e 9.3	e 1,011.8	e 2,765.0	e 2,206.8	e 259.8	e 156.4	e 394.2
Cyprus	423	e 0.0	e 0.0	e 0.0	e 13.7	e 0.0	e 0.9	e 0.0	e 0.0	e 14.9	e 4.8	e 0.0	e 0.0
Estonia	939	e 0.0	e 0.0	e 0.0	e 0.0	e 0.0	e 6.0	e 0.2	e 0.1	e 0.0	e 0.0
Finland	172	e 0.0	e 0.0	e 0.0	e 0.2	e 0.1	e 0.0	e 10.0	e 45.9	e 2.1	e 1.9	e 36.5	e 21.7
France	132	e 124.1	e 31.0	e 9.6	e 0.3	e 2.4	e 22.7	e 586.2	e 553.6	e 370.7	e 197.9	e 365.7	e 209.9
Germany	134	e 0.5	e 0.9	e 1.1	e 3.8	e 1.4	e 70.2	e 122.1	e 208.6	e 63.0	e 22.7	e 23.9	e 249.7
Greece	174	e 82.7	e 75.7	e 19.6	e 35.3	e 2.9	e 0.6	e 716.7	e 1,395.0	e 920.8	e 465.8	e 449.3	e 770.2
Ireland	178	e 0.0	e 0.1	e 0.0	e 0.0	e 0.0	e 0.1	e 4.3	e 2.8	e 2.4	e 1.4	e 2.8	e 1.7
Italy	136	e 0.8	e 68.4	e 58.2	e 47.0	e 6.4	e 19.4	e 1,539.0	e 1,603.9	e 1,517.5	e 1,242.1	e 942.4	e 1,210.6
Latvia	941	e 0.0	e 0.0	e 0.0	e 1.0	e 0.9	e 1.0	e 1.5	e 46.2	e 0.0
Lithuania	946	e 0.0	e 0.0	e 48.0	e 91.5	e 0.0	e 38.2	e 20.7	e 2.0
Luxembourg	137	e 0.0	e 0.0	e 0.0	e 0.0	e 0.0	e 0.0	e 0.1	e 10.2	e 19.9	e 15.4	e 15.6	e 15.3
Malta	181	e 33.6	e 0.1	e 97.4	e 20.6	e 2.7	e 3.4	e 0.1	e 10.4	e 0.0	e 0.1	e 0.4	e 0.6
Netherlands	138	e 63.4	e 0.4	e 1.8	e 2.2	e 47.1	e 37.0	e 2,215.8	e 1,333.0	e 569.1	e 559.9	e 606.2	e 977.6
Portugal	182	e 33.4	e 2.9	e 1.8	e 3.3	e 0.6	e 5.9	e 426.5	e 480.2	e 395.8	e 243.1	e 156.9	e 215.1
Slovak Republic	936	e 0.0	e 0.0	e 0.0	e 1.3	e 2.4	e 1.3	e 2.7	e 1.1
Slovenia	961	e 0.0	e 0.0	e 0.0	e 0.0	e 0.1	e 0.0	e 0.2	e 0.0	e 0.0	e 0.1	e 0.3
Spain	184	e 489.8	e 373.1	e 782.4	e 194.1	e 69.6	e 93.3	e 3,194.3	e 2,622.8	e 1,950.9	e 1,247.8	e 727.4	e 1,403.8
Australia	193	e 0.1	e 0.3	e 0.0	e 0.0	e 0.1	e 0.9	e 1.1	e 0.2	e 2.2	e 0.0	e 0.0
Canada	156	e 0.0	e 2.8	e 0.0	e 0.0	e 2.7	e 0.1	e 29.9	e 82.4	e 0.2	e 0.3	e 0.2	e 60.9
China,P.R.: Hong Kong	532	e 1.5	e 1.3	e 1.6	e 0.5	e 0.6	e 0.2	e 3.6	e 4.5	e 4.3	e 1.1	e 1.1	e 1.6
Czech Republic	935	e 0.1	e 0.9	e 0.3	e 0.3	e 0.1	e 2.2	e 0.2	e 0.3	e 0.5	e 0.4	e 0.4	e 14.1
Denmark	128	e 0.1	e 6.4	e 0.2	e 0.1	e 0.2	e 0.4	e 146.5	e 20.3	e 40.0	e 27.7	e 4.1	e 4.0
Iceland	176	e 0.0	e 0.4	e 0.2	e 0.1	e 1.7	e 1.1	e 1.2
Israel	436	e 34.6	e 0.5	e 0.1	e 0.3	e 182.3	e 175.2	e 19.0	e 0.7	e 23.9	e 18.6
Japan	158	e 67.7	e 70.6	e 0.0	e 0.1	e 0.2	e 0.0	e 73.5	e 74.5	e 79.3	e 82.8	e 76.5	e 50.3
Korea, Republic of	542	e 47.7	e 0.0	e 37.1	e 13.1	e 0.0	e 2.4	e 124.8	e 1.4	e 2.2	e 29.0	e 2.1	e 2.1
New Zealand	196	e 0.0	e 0.0	e 0.0	e 0.0	e 0.0	e 0.0	e 0.8	e 1.3	e 0.8	e 1.4	e 0.8	e 0.8
Norway	142	e 0.0	e 0.0	e 0.0	e 0.0	e 5.5	e 0.1	e 90.9	e 450.4	e 3.7	e 63.3	e 24.6	e 29.5
Singapore	576	e 0.0	e 0.0	e 0.2	e 3.0	e 0.0	e 0.1	e 56.8	e 125.9	e 96.7	e 71.6	e 41.3	e 48.7
Sweden	144	e 0.0	e 16.0	e 0.1	e 0.3	e 0.0	e 0.0	e 478.5	e 303.0	e 332.8	e 178.6	e 128.6	e 177.6
Switzerland	146	e 1.0	e 8.7	e 0.0	e 3.2	e 0.0	e 0.1	e 6.6	e 16.3	e 16.5	e 9.3	e 8.7	e 8.0
Taiwan Prov. of China	528	e 0.1
United Kingdom	112	e 145.8	e 6.1	e 441.7	e 5.3	e 30.8	e 5.0	e 931.1	e 731.1	e 874.0	e 739.2	e 518.3	e 518.7
United States	111	e 0.5	e 0.2	e 0.2	e 1.7	e 0.3	e 0.6	e 5,415.6	e 3,791.0	e 2,682.7	e 2,125.8	e 1,878.0	e 1,199.0
Emerg. & Dev. Economies	200	54.9	176.7	216.3	70.4	114.7	172.7	2,083.1	1,744.0	2,458.0	2,028.8	2,148.1	1,492.4
Emerg. & Dev. Asia	505	0.2	6.9	0.3	1.5	0.2	0.8	197.7	50.0	626.1	1,229.8	1,292.1	177.3
China,P.R.: Mainland	924	e 0.0	e 5.7	e 0.0	e 0.3	e 0.0	e 0.0	e 121.5	e 44.1	e 8.9	e 209.6	e 7.6	e 4.2
Fiji	819	e 0.8	e 0.0
India	534	e 0.0	e 0.2	e 0.0	e 75.6	e 0.5	e 603.1	e 1,020.0	e 1,284.0	e 171.9
Indonesia	536	e 0.0	e 0.0	e 0.4	e 0.5	e 13.0	e 0.0	e 0.0
Kiribati	826	e 0.9
Malaysia	548	e 0.0	e 0.0	e 0.0	e 0.0	e 0.0	e 0.1	e 4.1	e 0.3	e 0.1	e 0.2	e 0.3
Mongolia	948	e 0.1
Philippines	566	e 0.0	e 0.0	e 0.6	e 0.0	e 0.0	e 0.0
Sri Lanka	524	e 0.0	e 0.0	e 0.5	e 0.5	e 0.0	e 0.6
Thailand	578	e 0.0	e 0.1	e 0.0	e 0.0	e 0.0	e 0.0	e 0.1	e 0.4	e 0.4	e 0.1	e 0.3	e 0.3
Timor-Leste	537	e 0.2	e 0.2	e 0.2	e 0.2	e 0.1	e 0.1
Europe	170	33.0	104.5	73.8	23.4	58.5	29.6	1,729.4	1,459.5	1,597.1	749.7	566.9	1,038.8
Emerg. & Dev. Europe	903	32.1	103.7	73.6	23.2	58.4	29.6	1,246.1	958.4	792.2	116.3	332.3	446.4
Bosnia and Herzegovina	963	e 0.0	e 0.0	e 0.0	e 0.0	e 0.0	e 0.4
Bulgaria	918	e 0.0	e 0.2	e 0.0	e 0.0	e 0.1	e 0.0	e 1,000.7	e 562.5	e 227.8	e 29.5	e 26.5	e 63.3
Croatia	960	e 0.0	e 0.0	e 2.6	e 1.2	e 0.0	e 0.1	e 32.7	e 39.8	e 15.1	e 28.7	e 124.3	e 133.0
Faroe Islands	816	e 0.0	e 0.0	e 0.0	e 0.0	e 0.0	e 0.0	e 0.3	e 0.4	e 0.4	e 0.3	e 0.4	e 0.4
Hungary	944	e 0.0	e 0.0	e 0.0	e 0.0	e 0.0	e 0.7	e 1.0	e 0.8	e 0.7	e 0.6	e 2.9

Gibraltar (823)

In Millions of U.S. Dollars

		Exports (FOB)						Imports (CIF)					
		2012	2013	2014	2015	2016	2017	2012	2013	2014	2015	2016	2017
Montenegro	943	e 0.0	e 0.0	e 0.0	e 0.0	e 0.0	e 0.1	e 0.0
Poland	964	e 32.1	e 96.2	e 70.2	e 15.2	e 51.7	e 29.4	e 28.6	e 129.2	e 316.9	e 22.2	e 70.2	e 68.3
Romania	968	e 0.0	e 0.0	e 0.2	e 0.0	e 67.0	e 100.3	e 65.9	e 15.3	e 35.6	e 26.7
Serbia, Republic of	942	e 0.0	e 0.0	e 0.0	e 0.0	e 0.0	e 0.0	e 0.0	e 0.2
Turkey	186	e 0.0	e 7.3	e 0.8	e 6.7	e 6.4	e 0.0	e 116.1	e 124.8	e 165.2	e 19.6	e 74.7	e 151.6
CIS	901	0.9	0.8	0.2	0.1	0.1	0.0	483.3	501.1	804.9	633.4	234.6	592.4
Azerbaijan, Rep. of	912	e 0.5	e 0.4	e 0.0	e 0.0	e 0.1	e 0.0	e 68.4
Georgia	915	e 0.1	e 0.1	e 0.1	e 3.2	e 6.8
Kazakhstan	916	e 0.0	e 0.0	e 0.0	e 53.5
Moldova	921	e 0.0	e 0.0	e 0.0	e 0.0	e 0.3	e 0.3	e 0.4	e 0.0	e 0.4	e 1.1
Russian Federation	922	e 0.3	e 0.2	e 0.1	e 0.0	e 0.0	e 0.0	e 482.6	e 498.1	e 677.5	e 626.6	e 234.2	e 591.3
Ukraine	926	e 0.1	e 0.0	e 0.0	e 0.0	e 0.3	e 2.6	e 1.9	e 0.0
Mid East, N Africa, Pak	440	0.4	49.7	31.8	4.7	24.5	115.4	90.9	168.6	87.1	0.1	90.2	197.9
Algeria	612	e 90.0	e 48.6
Egypt	469	e 0.1	e 0.1	e 0.0	e 0.0
Lebanon	446	e 12.5
Mauritania	682	e 0.2	e 0.2	e 103.7
Morocco	686	e 0.1	e 7.7	e 31.7	e 4.5	e 3.1	e 11.6	e 90.2	e 168.3	e 5.1	e 0.1	e 0.1	e 0.0
Oman	449	e 11.2
Pakistan	564	e 0.0	e 0.0	e 0.0	e 0.1	e 0.0	e 0.0	e 0.0	e 0.0	e 0.0
Qatar	453	e 81.7	e 56.8
Saudi Arabia	456	e 0.1	e 0.2	e 0.0	e 0.0	e 81.2
Tunisia	744	e 0.1	e 41.4	e 0.1	e 0.0	e 8.8	e 0.1	e 0.7	e 0.2	e 0.3	e 0.1	e 0.1	e 0.0
Sub-Saharan Africa	603	20.6	14.4	47.1	40.3	27.4	26.4	61.1	33.2	104.8	25.0	21.5	18.8
Angola	614	e 1.6	e 2.3	e 7.6	e 0.4	e 0.3	e 0.4
Benin	638	e 0.2	e 0.2	e 0.2
Burkina Faso	748	e 0.0	e 0.0	e 10.1	e 0.2	e 0.3
Burundi	618	e 0.1	e 0.0	e 0.1
Cabo Verde	624	e 0.7	e 0.5	e 6.9	e 0.1	e 2.9	e 2.0	e 1.0	e 1.2
Cameroon	622	e 0.0	e 0.0	e 0.0	e 0.2	e 32.1
Côte d'Ivoire	662	e 0.0	e 15.4	e 15.4	e 15.4	e 9.0	e 8.2	e 31.3	e 0.1	e 0.1	e 0.1
Estonia	939	e 0.0	e 0.0	e 0.0	e 0.0	e 0.0	e 6.0	e 0.2	e 0.1	e 0.0	e 0.0
Gambia, The	648	e 0.1	e 0.0	e 0.0	e 0.0
Ghana	652	e 0.0	e 0.2	e 0.1	e 0.1	e 0.5	e 7.1
Guinea	656	e 1.2	e 1.5	e 0.6	e 0.4	e 0.5	e 0.8
Malawi	676	e 0.2	e 0.2	e 0.2	e 0.3	e 0.3	e 0.3
Mauritius	684	e 0.2	e 0.0	e 0.0
Mozambique	688	e 0.0	e 0.1	e 0.2	e 0.2	e 0.3	e 0.3	e 0.1
Namibia	728	e 30.5	e 6.4	e 0.0	e 0.0	e 0.0	e 0.3	e 32.6	e 0.0	e 0.2	e 0.0
Nigeria	694	e 6.4	e 8.1	e 6.3	e 6.4	e 5.7
Senegal	722	e 10.1	e 0.0	e 0.0	e 0.3	e 0.2	e 9.0	e 13.2	e 2.7
Seychelles	718	e 0.1
Sierra Leone	724	e 0.0	e 0.0	e 0.0	e 0.1	e 0.1
South Africa	199	e 0.0	e 1.1	e 0.0	e 0.0	e 0.1	e 0.0	e 12.9	e 15.7	e 26.8	e 23.3	e 18.3	e 18.7
Tanzania	738	e 0.2	e 0.3	e 0.5	e 0.2	e 0.1	e 0.0	e 0.3	e 0.1	e 0.0
Western Hemisphere	205	0.6	1.2	63.3	0.5	4.1	0.4	4.0	32.8	42.8	24.2	177.5	59.6
Belize	339	e 0.5	e 0.0	e 0.0	e 0.8	e 0.0
Bolivia	218	e 0.1	e 0.2
Brazil	223	e 0.2	e 0.0	e 0.0	e 0.1	e 0.0	e 0.0	e 0.2	e 0.0	e 10.6	e 0.2	e 0.2	e 0.3
Chile	228	e 0.1	e 0.1	e 0.0	e 0.1
Colombia	233	e 0.0	e 0.1	e 0.0	e 0.1	e 0.0	e 0.0	e 0.1	e 177.1	e 41.3
Costa Rica	238	e 0.1	e 0.0	e 0.0	e 0.0	e 0.0	e 0.0	e 0.2
Dominican Republic	243	e 0.0	e 0.0	e 0.0	e 0.0	e 0.0	e 0.0	e 0.3	e 0.5	e 0.3	e 0.1	e 0.0
Ecuador	248	e 0.0	e 0.0	e 0.1
El Salvador	253	e 0.5	e 0.1	e 0.0
Guatemala	258	e 0.2	e 0.0	e 0.0	e 3.0	e 23.6	e 3.5
Honduras	268	e 0.7
Jamaica	343	e 13.9
Mexico	273	e 0.2	e 0.3	e 0.1	e 0.1	e 0.1	e 0.0	e 3.1	e 0.1	e 0.1	e 0.1	e 0.1	e 0.4
Paraguay	288	e 0.0	e 0.1	e 0.0	e 0.0

Gibraltar (823)

In Millions of U.S. Dollars

		Exports (FOB)						Imports (CIF)					
		2012	2013	2014	2015	2016	2017	2012	2013	2014	2015	2016	2017
Peru	293	e 0.0	e 0.0	e 0.1	e 0.0
Trinidad and Tobago	369	e 62.6	e 31.3	e 31.8	e 0.1	e 0.1	e 0.1
Uruguay	298	e 0.0	e 0.0	e 0.0	e 0.0	e 0.1	e 0.0
Memorandum Items													
Africa	605	20.8	63.7	78.9	44.9	39.3	141.8	152.0	201.8	110.2	25.1	111.6	67.4
Middle East	405	0.2	0.3	0.1	0.0	12.5	0.1	81.7	0.0	149.2
European Union	998	1,021.2	687.8	1,496.9	348.5	242.8	299.9	12,562.9	13,019.8	9,915.0	5,349.2	4,463.6	6,483.6
Export earnings: fuel	080	9.1	11.6	70.6	7.1	7.0	6.5	482.7	529.5	913.0	626.7	501.4	830.5
Export earnings: nonfuel	092	1,188.0	840.2	1,609.8	416.9	307.9	440.4	19,019.7	18,125.7	13,739.1	9,044.3	7,911.5	8,271.8

Greece (174)

In Millions of U.S. Dollars

		Exports (FOB)						Imports (CIF)					
		2012	2013	2014	2015	2016	2017	2012	2013	2014	2015	2016	2017
IFS World		35,465.0	36,608.2	36,131.7	28,703.5	28,055.3	32,596.6	63,425.0	62,247.0	63,540.6	48,301.8	48,225.2	56,669.2
World	001	35,451.5	36,236.5	36,004.6	28,707.8	28,170.4	32,625.2	63,713.8	62,421.0	64,195.5	48,311.8	48,897.2	56,703.7
Advanced Economies	110	15,893.5	15,904.1	16,052.1	15,547.7	15,521.1	17,485.3	31,085.5	29,528.4	31,811.6	26,029.6	27,255.4	31,169.2
Euro Area	163	10,567.1	11,053.8	11,359.9	10,832.9	11,079.5	12,174.8	23,184.0	23,007.0	24,021.0	19,496.4	20,290.9	22,328.0
Austria	122	220.1	275.7	238.4	205.4	223.9	271.5	533.8	584.0	584.6	468.1	533.1	543.5
Belgium	124	420.9	397.9	422.4	385.4	388.5	448.5	1,724.9	1,761.2	1,774.1	1,598.6	1,763.3	1,997.6
Cyprus	423	1,822.4	1,604.1	1,776.6	1,709.6	1,807.2	2,095.5	737.9	527.6	527.0	367.4	424.8	446.3
Estonia	939	10.3	13.7	11.6	9.2	12.9	20.0	6.0	8.4	10.3	12.1	18.2	15.9
Finland	172	200.0	194.5	219.2	203.4	169.7	153.0	184.7	174.4	153.7	119.8	135.1	172.2
France	132	867.5	860.3	866.4	739.7	788.6	876.0	2,854.8	2,932.9	2,920.2	2,165.6	2,157.5	2,417.1
Germany	134	2,271.6	2,383.2	2,391.5	2,102.5	2,169.7	2,320.9	6,018.5	6,053.1	6,418.1	5,205.0	5,428.7	5,951.2
Ireland	178	29.4	48.7	45.3	92.1	93.2	137.4	355.1	373.3	401.6	351.0	341.2	415.5
Italy	136	2,733.7	3,260.6	3,316.1	3,254.0	3,136.4	3,458.1	5,185.7	4,985.7	5,057.9	4,032.1	4,305.4	4,611.7
Latvia	941	11.4	23.9	19.4	28.3	18.9	22.9	10.0	12.2	22.8	18.0	19.6	19.2
Lithuania	946	30.8	36.2	37.9	56.1	50.4	58.1	31.4	31.6	37.2	27.4	29.6	34.0
Luxembourg	137	9.5	4.8	6.5	8.8	10.5	13.4	174.6	130.7	102.7	151.8	68.9	81.8
Malta	181	124.6	117.6	168.8	263.4	250.6	283.0	45.8	151.3	46.0	23.3	24.2	29.8
Netherlands	138	570.3	572.4	561.8	564.2	678.3	707.7	2,926.3	2,897.9	3,191.8	2,674.4	2,712.2	3,017.7
Portugal	182	162.5	159.5	169.2	162.9	179.6	189.8	303.6	172.1	175.9	133.5	109.3	137.2
Slovak Republic	936	80.9	84.7	82.4	96.4	88.0	103.4	148.0	167.9	206.2	176.1	169.2	200.1
Slovenia	961	284.6	222.9	126.0	173.0	233.6	223.6	209.1	185.3	215.1	199.3	240.7	235.4
Spain	184	716.8	793.2	900.6	778.6	779.6	792.3	1,734.0	1,857.4	2,175.8	1,772.8	1,809.8	2,001.7
Australia	193	157.8	160.2	173.2	153.8	142.0	171.1	15.2	10.7	12.8	9.8	10.3	16.5
Canada	156	129.9	117.0	165.9	156.7	151.8	173.0	174.8	149.9	123.4	95.3	83.4	96.4
China,P.R.: Hong Kong	532	118.9	81.5	70.0	100.6	67.7	89.4	73.7	40.3	57.8	41.7	30.9	28.9
China,P.R.: Macao	546	0.2	0.1	0.2	1.9	0.3	0.5	0.2	0.0	0.0	0.1	1.1	0.7
Czech Republic	935	170.4	197.5	254.9	217.0	227.9	261.5	246.9	287.0	310.3	321.6	324.9	356.4
Denmark	128	169.0	171.6	133.1	142.3	185.9	221.5	735.5	569.0	558.4	511.9	584.2	639.7
Iceland	176	1.9	2.7	2.6	2.0	3.7	4.1	5.0	4.1	1.4	6.8	5.3	2.4
Israel	436	767.4	523.8	270.7	260.0	299.0	494.1	192.6	276.4	507.3	493.8	350.6	609.9
Japan	158	67.4	60.7	59.4	67.7	61.2	107.3	166.3	178.1	261.6	273.5	315.5	136.9
Korea, Republic of	542	178.5	264.1	354.6	330.3	145.6	214.4	2,419.9	1,342.0	1,995.1	1,640.4	1,997.7	3,470.1
New Zealand	196	21.2	21.5	16.7	13.3	14.5	17.8	37.7	39.4	34.4	26.7	35.0	30.8
Norway	142	34.0	58.6	50.4	59.2	64.4	81.3	335.7	191.4	179.0	116.0	94.1	124.1
San Marino	135	2.5	1.3	0.8	2.1	1.2	6.5	0.8	2.3	2.4	4.3	2.6	3.6
Singapore	576	706.4	280.7	357.5	191.3	305.2	518.3	20.4	27.5	35.8	38.6	45.6	39.9
Sweden	144	191.8	231.2	213.9	195.7	205.6	222.2	355.6	352.3	350.9	306.0	395.2	477.7
Switzerland	146	169.9	153.5	148.2	145.8	149.3	162.2	638.9	616.8	625.4	477.8	461.7	473.4
Taiwan Prov.of China	528	19.9	20.6	53.6	77.5	13.0	20.1	124.2	155.3	151.8	126.5	133.0	149.8
United Kingdom	112	1,107.3	1,320.2	1,298.5	1,218.4	1,191.5	1,272.7	1,505.5	1,552.4	1,655.1	1,383.0	1,363.0	1,336.9
United States	111	1,312.0	1,183.5	1,068.0	1,379.3	1,211.7	1,272.4	852.7	726.6	927.7	659.7	730.4	846.9
Emerg. & Dev. Economies	200	17,393.2	18,219.8	18,038.5	12,972.0	12,624.8	15,121.5	32,299.4	32,851.9	32,362.1	22,235.6	21,626.9	25,519.9
Emerg. & Dev. Asia	505	966.3	816.2	730.5	591.3	780.6	1,021.1	3,962.5	4,024.1	4,483.6	3,793.1	4,278.0	4,212.2
American Samoa	859	0.0	0.1
Bangladesh	513	11.2	18.8	15.9	10.8	31.5	34.1	34.6	33.2	32.4	30.9	40.1	54.5
Bhutan	514	43.1	0.0	0.0	0.1	0.0
Brunei Darussalam	516	0.1	0.2	0.0	0.5	0.1	0.3
Cambodia	522	0.2	0.0	0.3	0.8	2.1	2.0	6.9	20.6	21.3	19.8	16.6	18.7
China,P.R.: Mainland	924	493.4	505.9	364.0	252.5	363.6	537.6	2,946.6	2,917.9	3,313.6	2,832.0	3,199.4	3,073.7
Fiji	819	0.1	0.0	0.1	0.0	0.0	0.0
F.T. French Polynesia	887	0.5	0.5	0.5	0.3	0.3	0.3	0.1	0.6	0.6
F.T. New Caledonia	839	0.6	0.8	0.7	0.5	0.7	0.5	0.0	0.0
Guam	829	0.1	0.0	0.0	0.0	0.0	0.0	0.0
India	534	77.9	61.6	72.9	67.3	69.0	111.9	364.3	427.6	430.4	316.2	330.0	407.6
Indonesia	536	127.1	81.5	132.6	62.9	79.9	76.1	122.7	140.0	178.4	163.7	154.2	187.8
Kiribati	826	0.0	0.3	0.0	0.0	0.0	0.0	0.0
Lao People's Dem.Rep	544	0.0	0.0	0.0	0.4	0.0	0.0	1.2	0.7	0.1	0.2
Malaysia	548	36.1	10.5	22.9	12.0	13.3	11.4	131.0	136.1	82.0	77.2	78.6	84.6
Maldives	556	0.6	0.5	0.5	0.6	0.7	0.8	0.0	0.0
Marshall Islands	867	33.1	21.1	36.1	96.4	82.3	95.4	38.7	0.1	84.2	86.2	141.6	24.5

Greece (174)

In Millions of U.S. Dollars

		Exports (FOB)						Imports (CIF)					
		2012	2013	2014	2015	2016	2017	2012	2013	2014	2015	2016	2017
Mongolia	948	0.3	0.3	0.4	0.3	0.5	0.7	0.0	0.1	0.0	0.0
Myanmar	518	0.0	0.1	0.2	0.1	0.5	1.0	0.4	0.6	0.9	2.4	2.7	3.9
Nepal	558	0.1	0.1	0.0	0.1	0.1	0.1	0.4	0.6	0.6	0.4	0.3	0.3
Palau	565	2.1	1.7	2.2	0.1	7.3	0.0
Papua New Guinea	853	0.1	0.3	0.0	0.0	0.0	0.0	0.0	0.0	0.3	0.7	0.4
Philippines	566	6.7	6.0	8.8	7.5	11.1	21.9	9.0	8.7	7.3	7.1	8.3	7.7
Samoa	862	0.1
Solomon Islands	813	4.0	0.0	0.0	0.0	0.0	0.1
Sri Lanka	524	5.5	5.9	7.0	6.6	7.1	6.3	6.2	4.5	4.7	4.7	4.2	4.4
Thailand	578	63.4	42.4	46.9	48.1	48.3	48.5	133.9	126.7	141.9	104.3	122.3	121.6
Tonga	866	0.0	5.8	0.0	0.0	0.0
Tuvalu	869	0.1	0.3	0.5
Vanuatu	846	0.1	0.0	0.0	0.6	1.0	0.8	0.0	0.0	0.0	0.0	0.0	0.0
Vietnam	582	62.1	59.7	15.0	17.9	50.4	45.9	167.9	206.0	185.0	147.6	168.8	218.0
Asia n.s.	598	0.0	0.0	0.1	2.6	15.7	22.9	0.0	0.0	0.0	0.0	2.3	3.8
Europe	170	11,121.5	12,111.2	11,823.6	7,448.3	7,127.9	8,742.8	15,744.0	17,961.8	16,936.9	11,506.3	10,708.4	12,171.8
Emerg. & Dev. Europe	903	10,080.2	10,990.4	10,721.1	6,757.2	6,420.8	8,096.1	5,395.4	5,923.6	6,318.0	5,640.7	5,903.0	6,593.8
Albania	914	533.3	453.9	547.8	385.6	419.1	521.4	105.3	86.8	120.6	110.7	126.8	100.9
Bosnia and Herzegovina	963	105.9	103.5	96.4	77.4	71.3	90.8	10.0	19.6	14.8	11.8	8.8	13.1
Bulgaria	918	2,008.9	1,925.9	1,878.4	1,500.5	1,451.3	1,584.7	1,764.6	1,931.4	2,020.1	1,655.3	1,780.3	1,963.0
Croatia	960	50.7	72.2	96.4	91.3	91.4	89.3	103.0	113.2	141.2	97.5	59.7	59.0
Faroe Islands	816	42.2	0.0	0.0	0.2	0.1	8.0	4.7	4.8	0.3	0.5	3.8
Gibraltar	823	676.1	1,316.1	868.7	439.4	423.9	726.6	87.6	80.3	20.7	37.4	3.1	0.6
Hungary	944	122.4	122.7	139.4	120.3	141.3	158.0	340.4	385.8	414.8	409.0	445.2	487.7
Kosovo	967	91.7	102.5	45.9	31.6	41.9	49.3	0.4	1.0	1.5	1.1	1.7	1.4
Macedonia, FYR	962	1,061.1	987.5	939.5	650.0	626.7	727.0	218.8	207.3	268.0	254.1	244.5	254.0
Montenegro	943	208.6	214.2	215.9	130.4	122.7	138.9	65.7	74.6	56.7	11.2	0.3	0.3
Poland	964	356.6	388.5	434.9	393.8	440.6	521.0	467.7	576.0	617.2	592.3	693.5	875.9
Romania	968	759.1	820.6	866.0	807.0	851.1	989.1	634.1	704.5	830.2	809.7	850.8	1,022.1
Serbia, Republic of	942	304.3	261.5	263.1	232.3	248.8	286.2	164.5	234.5	207.0	175.5	166.1	190.3
Turkey	186	3,801.5	4,179.0	4,328.7	1,897.7	1,490.5	2,213.7	1,425.2	1,503.9	1,600.3	1,474.8	1,521.8	1,621.6
CIS	901	1,041.0	1,120.5	1,102.0	690.6	706.8	646.4	10,348.5	12,038.1	10,619.0	5,865.4	4,805.3	5,577.3
Armenia	911	11.8	14.2	13.2	11.0	11.9	13.8	0.1	0.1	0.1	0.1	0.3	5.1
Azerbaijan, Rep. of	912	13.9	11.3	31.5	8.5	26.3	9.6	629.2	924.6	519.2	246.4	2.7	134.8
Belarus	913	15.3	18.3	18.9	11.8	10.2	11.9	1.0	3.0	76.4	17.1	0.8	2.6
Georgia	915	162.1	204.3	176.1	81.7	67.8	145.7	2.2	87.2	14.1	11.6	12.9	3.9
Kazakhstan	916	7.0	6.9	9.3	11.5	14.0	10.8	1,635.2	1,895.4	3,203.3	1,572.5	1,395.6	1,290.9
Kyrgyz Republic	917	0.4	0.4	0.3	0.3	0.2	2.6	0.8	0.6	1.2	0.9	0.3	0.4
Moldova	921	39.3	61.7	119.8	103.0	61.2	39.6	17.4	19.1	30.2	35.1	52.2	52.6
Russian Federation	922	592.0	537.0	473.3	235.8	238.0	266.9	7,747.2	8,800.6	6,531.1	3,761.7	3,114.3	3,853.2
Tajikistan	923	0.0	0.2	0.1	0.0	0.1	0.3	69.4	62.6	0.0	0.3	0.2
Turkmenistan	925	7.9	7.5	6.7	6.2	55.4	2.1	47.5	26.5	34.0	43.3	26.5
Ukraine	926	188.9	254.0	247.6	217.6	220.7	140.3	246.0	197.5	200.5	186.0	181.8	205.1
Uzbekistan	927	2.5	4.7	5.3	3.2	1.1	2.8	0.1	0.0	16.4	0.1	0.9	2.0
Europe n.s.	884	0.3	0.3	0.5	0.5	0.2	0.3	0.0	0.0	0.0	0.1	0.1	0.7
Mid East, N Africa, Pak	440	4,607.5	4,504.3	4,717.1	3,964.2	3,804.7	4,373.4	11,254.3	9,612.1	9,584.6	5,896.1	5,619.2	8,065.3
Afghanistan, I.R. of	512	4.9	1.6	6.2	0.7	4.7	0.5	0.0	0.0	0.1	0.0	0.0
Algeria	612	507.9	466.1	373.7	217.3	223.9	156.5	393.9	460.2	265.1	146.4	157.5	407.7
Bahrain, Kingdom of	419	9.5	7.7	10.8	8.3	10.8	11.1	13.0	1.7	38.0	0.3	19.7	0.5
Djibouti	611	0.0	0.1	0.1	0.6	1.4	2.7	0.0	0.0	0.2	0.0
Egypt	469	444.2	727.9	1,007.3	1,151.6	829.8	850.9	572.8	770.6	1,124.7	726.6	636.9	626.0
Iran, I.R. of	429	19.7	18.2	22.4	26.1	34.7	37.2	2,011.8	50.8	6.4	13.9	825.6	1,428.0
Iraq	433	44.3	31.8	49.4	53.3	30.4	69.3	2,257.7	4,672.7	5,140.5	3,320.3	2,590.2	3,567.2
Jordan	439	43.3	64.5	63.3	40.2	40.4	45.3	21.6	14.6	4.5	5.6	5.7	11.4
Kuwait	443	23.8	22.1	21.9	23.9	26.0	31.9	24.5	28.6	35.2	21.3	19.4	2.5
Lebanon	446	942.1	658.7	798.3	853.0	1,160.2	1,410.5	24.7	33.4	29.8	37.9	26.8	36.6
Libya	672	1,008.1	986.7	293.6	165.5	367.4	302.3	2,176.9	1,528.7	897.8	293.2	148.5	577.3
Mauritania	682	7.9	6.6	9.5	6.9	11.2	6.9	5.5	7.5	7.8	8.7	9.6	11.3
Morocco	686	79.6	248.7	73.0	37.0	92.0	110.2	14.5	23.8	24.6	28.1	50.6	84.0
Oman	449	6.9	38.9	9.7	10.8	20.6	13.4	3.7	123.3	2.1	3.7	1.8	2.4

Greece (174)

In Millions of U.S. Dollars

		Exports (FOB)						Imports (CIF)					
		2012	2013	2014	2015	2016	2017	2012	2013	2014	2015	2016	2017
Pakistan	564	60.2	23.4	12.9	14.8	6.8	23.7	44.4	52.6	62.5	57.6	61.4	64.2
Qatar	453	17.8	32.1	72.7	38.8	46.2	64.1	60.0	29.1	51.4	52.1	55.1	46.9
Saudi Arabia	456	495.9	535.1	1,033.4	816.3	495.4	769.4	3,429.8	1,682.3	1,737.1	1,059.7	927.7	1,086.7
Somalia	726	0.2	0.5	0.4	0.5	0.4	0.3	0.0	0.0	0.1	0.1
Sudan	732	8.4	11.6	6.2	12.9	6.9	6.5	13.0	20.8	19.7	18.2	13.1	15.9
Syrian Arab Republic	463	40.2	12.1	10.2	8.3	11.1	3.8	16.5	11.9	13.6	9.3	2.1	2.4
Tunisia	744	232.0	103.9	361.0	176.0	113.3	162.3	70.3	14.9	27.9	22.9	21.6	27.6
United Arab Emirates	466	602.2	500.1	476.1	299.0	266.7	290.0	96.8	84.3	72.0	68.8	43.0	64.2
West Bank and Gaza	487	0.3	1.3	0.4	0.4	0.9	1.0	0.0	0.1	0.1	0.2	0.0
Yemen, Republic of	474	8.2	4.8	4.6	2.1	3.5	3.6	3.0	0.4	23.7	1.0	2.5	2.7
Sub-Saharan Africa	603	356.0	317.5	344.6	410.1	306.2	416.0	349.1	254.8	420.0	334.6	328.7	405.3
Angola	614	6.6	9.5	4.4	6.8	3.0	1.7	0.0	0.0	0.0	0.0	0.2
Benin	638	14.1	7.7	2.2	0.7	1.3	1.3	0.1	0.1	0.5	0.0	0.0
Botswana	616	0.0	0.5	0.4	0.2	0.3	0.3	0.6	2.5	2.7	3.9	4.1
Burkina Faso	748	3.5	2.7	4.7	1.4	7.7	7.6	0.9	2.5	2.2	0.4	0.7	0.0
Burundi	618	0.1	0.2	0.0	0.1	0.4	0.6
Cabo Verde	624	0.1	0.1	0.1	0.0	0.1	11.7	0.0	0.0	0.1	0.3
Cameroon	622	21.0	15.9	11.7	16.3	12.2	4.4	2.4	3.0	3.0	3.2	4.7	3.7
Central African Rep.	626	0.0	0.1	0.1	0.2	0.1	0.1
Chad	628	0.1	0.2	0.2	0.2	0.0	0.1	0.0	0.0	0.4	0.2	0.2
Comoros	632	0.6	0.4	1.0	0.4	0.7	0.5	0.2	0.4	0.2
Congo, Dem. Rep. of	636	0.7	0.7	1.6	2.6	0.4	1.1	1.1	3.9	2.3	2.4	3.0	4.2
Congo, Republic of	634	1.0	2.8	3.2	1.5	2.9	2.5	9.9	8.4	54.2	74.3	109.3	144.6
Côte d'Ivoire	662	15.5	18.0	8.2	7.5	5.6	13.7	31.1	29.7	27.2	17.1	8.5	11.0
Equatorial Guinea	642	0.1	0.1	0.1	0.4	0.1	0.2	35.3	0.3	0.2	0.1	0.2	0.1
Eritrea	643	0.1	0.1	0.1	0.9
Eswatini, Kingdom of	734	0.2	0.0	0.1	0.2	0.1	0.1	10.4	2.6	1.1	0.0	0.0
Estonia	939	10.3	13.7	11.6	9.2	12.9	20.0	6.0	8.4	10.3	12.1	18.2	15.9
Ethiopia	644	6.8	8.2	10.6	21.3	16.0	12.9	9.1	7.4	17.7	6.2	9.0	7.5
Gabon	646	1.3	0.8	0.5	0.8	5.6	2.9	13.1	13.9	11.9	16.4	22.6	18.2
Gambia, The	648	0.0	0.1	0.1	0.1	0.0	0.2	0.0
Ghana	652	15.8	15.6	21.1	53.1	18.0	32.3	9.4	4.5	3.8	13.8	3.1	6.0
Guinea	656	6.2	8.0	3.1	3.6	4.3	5.7	0.0	0.0	2.6	0.0	0.0	0.0
Guinea-Bissau	654	0.1	0.2	0.1	0.2	0.0	0.2
Kenya	664	5.8	7.6	7.7	31.8	8.0	10.3	2.9	3.4	3.9	2.1	3.0	5.7
Liberia	668	2.9	1.4	3.3	88.1	85.0	133.3	25.4	0.5	85.4	41.3	21.9	10.6
Madagascar	674	1.3	1.1	2.3	2.1	2.0	1.6	2.6	1.8	2.1	1.9	2.0	1.4
Malawi	676	0.0	0.0	0.1	0.0	0.0	0.2	6.6	5.7	10.0	7.9	7.9	6.2
Mali	678	0.4	0.4	1.3	0.7	5.7	0.8	0.2	0.1	0.1
Mauritius	684	0.6	1.7	1.9	2.0	3.4	3.8	21.2	17.2	17.6	15.5	24.7	27.0
Mozambique	688	1.1	0.6	2.6	0.5	0.5	0.5	19.8	23.1	58.0	33.3	4.7	14.2
Namibia	728	0.9	0.3	1.1	1.0	0.7	4.9	3.5	3.6	6.6	4.1	3.2	3.8
Niger	692	1.5	0.8	0.1	1.6	0.0	0.7	0.1	0.0	0.0	0.0
Nigeria	694	145.1	80.1	97.7	37.8	24.2	38.3	45.1	14.9	15.5	14.3	13.8	17.0
Rwanda	714	0.1	0.9	0.1	0.2	0.2	0.3	0.0	0.0	0.0	0.1	0.0
São Tomé & Príncipe	716	0.5	0.3	0.0	0.1
Senegal	722	3.3	11.3	1.8	2.0	14.6	9.9	17.4	15.4	15.5	11.0	9.8	9.6
Seychelles	718	0.4	0.5	0.8	0.6	1.7	0.8	0.0	1.1	0.0	0.0	0.1
Sierra Leone	724	2.4	1.8	3.4	5.1	4.9	3.9	0.0	0.1	0.3	0.2	0.5	1.1
South Africa	199	47.2	53.3	57.8	54.4	58.6	73.2	59.0	76.2	52.4	47.9	52.0	73.6
South Sudan, Rep. of	733	0.1	0.0	0.0	0.0
Tanzania	738	1.5	1.0	3.1	2.0	2.6	2.6	11.0	7.9	9.0	10.3	9.3	14.5
Togo	742	42.6	40.7	73.0	49.8	10.6	23.2	0.8	2.1	0.4	0.8	0.1
Uganda	746	0.5	0.4	0.7	0.5	1.3	2.0	3.8	4.5	5.1	4.6	3.6	5.5
Zambia	754	0.9	4.9	1.1	1.2	1.2	0.8	5.9	0.2	5.3	0.3	0.3	8.5
Zimbabwe	698	0.7	0.6	1.0	0.2	0.2	0.7	0.3	2.9	0.2	1.7	5.6	6.0
Africa n.s.	799	3.7	16.7	10.2	10.4	2.2	2.8	0.0
Western Hemisphere	205	341.8	470.5	422.7	558.1	605.4	568.2	989.5	999.1	936.9	705.5	692.6	665.4
Anguilla	312	0.0	0.0	0.0	0.0	0.1	0.0	1.2
Antigua and Barbuda	311	0.1	0.0	0.3	15.0	12.6	21.2	0.0	0.0	0.1	0.0

Greece (174)

In Millions of U.S. Dollars

		Exports (FOB)						Imports (CIF)					
		2012	2013	2014	2015	2016	2017	2012	2013	2014	2015	2016	2017
Argentina	213	6.8	11.1	9.4	9.8	4.1	6.6	134.9	159.4	164.1	137.0	128.4	150.2
Aruba	314	0.0	0.2	0.2	0.1	0.1	0.1	5.1	0.0	0.0	0.0
Bahamas, The	313	0.6	0.7	1.8	42.8	50.7	51.6	0.6	0.9	89.8	0.5	0.5	10.9
Barbados	316	0.0	0.0	0.0	1.0	3.4	4.5	0.0	1.7	0.1	0.0	0.0	0.0
Belize	339	1.1	0.0	0.1	3.5	2.0	9.1	0.8	0.1	0.3	0.0	0.9
Bermuda	319	0.0	0.2	0.0	11.1	7.1	9.6	0.0	0.0	0.0
Bolivia	218	0.3	3.0	3.2	6.4	1.2	1.5	0.5	0.1	0.7	0.4	0.6	0.5
Brazil	223	97.4	163.7	52.5	40.2	105.5	29.5	134.8	124.3	153.2	116.7	148.0	107.2
Chile	228	39.5	14.1	16.4	13.3	26.4	14.5	266.2	258.3	155.9	131.1	85.2	74.1
Colombia	233	8.0	9.4	19.8	8.6	12.2	13.5	20.7	8.5	50.2	17.6	74.0	24.1
Costa Rica	238	0.8	2.1	1.1	0.9	1.3	0.9	14.4	20.3	23.0	17.7	8.9	19.0
Curacao	354	0.0	0.8	2.7	16.3	2.5	0.0	0.0	0.0	0.0	0.0
Dominican Republic	243	1.9	2.8	13.9	11.6	4.5	10.1	0.7	1.0	2.0	1.2	0.9	1.5
Ecuador	248	1.4	2.3	7.5	3.4	2.1	2.6	78.0	74.5	85.2	77.0	92.1	112.4
El Salvador	253	0.2	0.5	0.7	0.4	0.9	0.4	0.1	0.1	1.4	0.5	0.4	0.4
Falkland Islands	323	16.5	27.2	40.0	24.7	8.0	12.5
Grenada	328	0.0	0.1	0.1	0.1
Guatemala	258	2.2	3.0	3.9	2.7	2.5	1.7	0.4	4.6	3.6	9.2	6.5	6.4
Guyana	336	0.1	0.1	0.1	0.1	0.0	0.1	0.0	0.0
Haiti	263	0.1	0.0	0.1	1.1	0.9	0.1	0.0	0.0	0.0	0.0
Honduras	268	0.2	0.2	0.4	1.0	2.1	0.9	0.7	1.6	0.3	1.0	1.8	1.6
Jamaica	343	0.6	0.5	0.8	1.4	1.4	1.9	0.0	0.0	0.0	0.0	0.0	0.4
Mexico	273	117.9	157.0	172.6	188.0	188.5	186.2	75.8	46.7	33.4	31.7	35.8	36.6
Montserrat	351	0.3	0.0	0.0
Netherlands Antilles	353	0.3	0.0
Nicaragua	278	0.4	0.1	2.2	0.1	0.4	0.3	0.6	0.4	0.8	1.0	2.8	1.2
Panama	283	13.3	10.0	24.7	111.9	107.7	121.5	132.6	140.0	57.5	47.9	4.3	11.4
Paraguay	288	3.2	4.4	9.6	9.6	7.2	6.0	76.3	94.9	68.3	55.9	37.4	63.7
Peru	293	6.9	18.9	16.6	17.1	10.2	14.1	30.1	15.6	5.1	3.2	4.5	6.6
Sint Maarten	352	0.0	0.2	0.2	0.3	0.4	0.0
St. Kitts and Nevis	361	0.1	2.1	0.0	0.1	0.1	0.3	0.3	0.0	0.0
St. Lucia	362	0.1	0.0	0.0	0.0	0.2	0.1	0.0	0.0
St. Vincent & Grens.	364	0.0	2.7	2.2	2.7	2.1	5.4	0.5	0.5	23.2	3.9
Suriname	366	0.1	0.2	0.1	0.1	0.1	0.2	0.0	0.4	0.0
Trinidad and Tobago	369	3.7	1.2	1.7	1.5	1.7	10.4	2.3	0.0	6.9	16.2	6.8	4.5
Uruguay	298	8.1	9.3	13.8	8.4	5.2	7.4	0.7	9.1	1.1	3.4	24.9	2.5
Venezuela, Rep. Bol.	299	4.9	4.3	7.9	8.7	9.2	2.6	11.6	30.7	29.0	12.7	4.2	5.4
Western Hem. n.s.	399	5.1	21.7	0.3	7.8	7.1	20.5	0.1	0.0	4.0	22.4	1.0	18.5
Other Countries n.i.e	910	0.8	1.1	1.2	1.9	5.4	3.8	9.4	12.2	10.6	12.7	11.7	11.7
Cuba	928	0.6	1.1	1.2	1.5	5.2	3.8	9.3	12.0	10.6	12.7	11.7	11.7
Korea, Dem. People's Rep.	954	0.2	0.1	0.0	0.4	0.2	0.0	0.1	0.2	0.0	0.0
Special Categories	899	233.9	769.4	719.6	55.0	0.1	0.0	32.7	0.1	0.0
Countries & Areas n.s.	898	1,930.0	1,342.1	1,193.2	131.3	19.0	14.5	319.5	28.4	11.2	1.4	3.1	2.8
Memorandum Items													
Africa	605	1,191.9	1,155.0	1,168.5	861.2	755.3	861.4	846.3	782.0	765.1	559.2	581.3	951.8
Middle East	405	3,706.5	3,641.8	3,874.0	3,497.5	3,344.0	3,903.7	10,712.6	9,032.3	9,176.9	5,613.9	5,305.3	7,454.6
European Union	998	15,503.5	16,304.2	16,675.4	15,519.1	15,866.1	17,494.8	29,337.3	29,478.6	30,919.2	25,582.6	26,787.5	29,546.4
Export earnings: fuel	080	3,537.5	3,320.2	3,035.3	2,000.0	1,921.7	2,114.7	20,699.0	20,481.4	18,803.4	10,824.7	9,670.6	12,818.7
Export earnings: nonfuel	092	31,913.9	32,916.3	32,969.3	26,707.8	26,248.7	30,510.4	43,014.9	41,939.6	45,392.1	37,487.2	39,226.6	43,885.0

Greenland (326)

In Millions of U.S. Dollars

		Exports (FOB)						Imports (CIF)					
		2012	2013	2014	2015	2016	2017	2012	2013	2014	2015	2016	2017
IFS World	
World	001	486.6	478.9	528.1	397.2	551.7	571.6	862.9	822.1	768.3	586.3	623.0	679.3
Advanced Economies	110	476.1	458.9	518.7	387.2	542.4	550.5	820.0	778.9	735.5	556.3	592.4	649.8
Euro Area	163	15.0	26.7	33.2	28.7	47.4	2.4	43.1	39.7	40.3	36.6	46.0	59.5
Austria	122	e 0.0	e 0.0	e 0.0	e 0.0	0.7	0.6	0.6	0.6	9.1	10.8
Belgium	124	1.5	1.5	1.5	1.3	1.9	2.6
Estonia	939	0.0	0.4	0.2	0.3	0.2	0.3	0.2	0.5	0.0
Finland	172	0.9	0.7	1.4	1.4	1.0	1.3
France	132	0.0	0.0	0.0	7.1	4.6	6.1	3.0	4.5	10.9
Germany	134	0.0	1.4	0.2	0.3	2.1	17.4	17.0	15.3	13.4	13.3	7.1
Greece	174	0.0	0.0	0.1	0.1	0.1	0.1	0.1	0.0
Ireland	178	0.0	1.0	0.6	0.6	0.5	0.4	0.1
Italy	136	0.1	0.0	2.7	2.8	2.8	2.3	2.8	13.1
Latvia	941	e 0.0	e 0.1	e 0.6	0.1	0.1	0.1	0.1	0.1	0.1
Lithuania	946	0.5	0.5	0.5	0.4	0.5	0.3
Luxembourg	137	0.1	0.0	0.1	0.0	0.2	2.5
Netherlands	138	2.8	3.6	0.0	7.8	8.0	8.1	10.9	9.2	10.2
Portugal	182	14.9	22.3	29.5	28.4	46.1	0.1	0.7	0.7	0.8	0.6	0.5	0.3
Slovak Republic	936	0.1	0.2	0.3	0.3	0.3	0.0
Slovenia	961	0.0	0.0	0.0	0.0	0.1	0.0	0.1	0.1	0.1	0.0
Spain	184	0.1	0.1	0.0	1.8	1.9	1.6	1.3	1.4	0.0
Australia	193	0.0	0.4	0.3	0.3	0.3	0.3	0.3
Canada	156	2.8	0.0	0.0	10.4	6.8	5.9	11.6	8.6	7.9
China,P.R.: Hong Kong	532	0.1	0.4	0.3	0.2	0.1	0.1	2.1
China,P.R.: Macao	546	e 0.0	e 0.0	e 0.1	e 0.1	e 0.1	0.0	0.0	0.0	0.0	0.0
Czech Republic	935	e 0.0	e 0.0	0.6	1.5	1.0	0.8	1.4	1.2
Denmark	128	433.2	419.1	431.8	322.4	449.3	473.4	511.4	513.6	501.6	429.2	449.7	470.7
Iceland	176	9.6	0.9	52.0	11.8	17.5	25.2	12.2	3.9	6.6	5.4	7.8	5.5
Israel	436	0.1	0.1	0.0	0.0	0.1	0.1
Japan	158	5.7	4.0	4.1	2.9	3.4	0.0
Korea, Republic of	542	0.0	0.0	0.0	0.5	0.9	0.7	0.5	0.4	1.7
New Zealand	196	e 0.0	e 0.0	e 0.0	1.4	1.8	1.9	2.5	2.0	8.1
Norway	142	3.0	0.1	1.5	2.9	2.7	2.3	32.4	6.0	1.7	1.3	1.1	0.1
Singapore	576	e 0.0	e 0.2	e 0.1	0.1	0.1	0.1	0.0	0.1	0.0
Sweden	144	0.0	185.6	190.6	161.3	53.3	61.3	73.0
Switzerland	146	12.3	12.1	0.0	1.3	0.5	0.4	0.4	0.4	0.1
Taiwan Prov.of China	528	e 21.0	e 25.4	e 47.0	e 0.0	e 0.0
United Kingdom	112	0.0	0.2	2.9	3.1	3.7	4.7	4.1	5.6
United States	111	0.0	0.0	0.0	11.6	5.9	5.8	6.8	5.7	13.9
Emerg. & Dev. Economies	200	10.5	20.0	9.3	10.0	9.3	21.1	42.2	42.0	32.0	29.2	30.3	29.2
Emerg. & Dev. Asia	505	3.1	1.1	0.9	2.9	0.3	0.1	30.0	30.4	22.4	20.1	21.0	20.3
Bangladesh	513	0.7	0.9	0.8	0.9	1.1	1.1
Cambodia	522	0.0	0.0	0.0	0.1	0.2	0.3
China,P.R.: Mainland	924	1.9	24.4	22.4	18.0	16.0	16.1	3.7
India	534	1.4	4.3	1.0	0.9	1.0	1.0
Indonesia	536	e 3.1	e 1.0	e 0.3	e 0.3	e 0.2	e 0.0	0.3	0.3	0.2	0.2	0.2	0.2
Malaysia	548	e 0.0	e 0.5	e 0.6	e 0.1	e 0.1	0.4	0.3	0.5	0.2	0.2	0.2
Philippines	566	e 0.1	e 0.0	0.0	0.0	0.0	0.0	0.0	0.0
Sri Lanka	524	e 0.0	e 0.0	e 0.0	0.0	0.0	0.0	0.1	0.0	0.0
Thailand	578	1.5	1.2	1.2	1.0	1.3	12.8
Vietnam	582	0.5	0.5	0.3	0.4	0.5	0.5
Asia n.s.	598	0.7	0.3	0.3	0.3	0.2	0.2
Europe	170	3.3	3.0	4.4	5.2	8.5	20.2	9.0	8.8	6.8	6.3	6.4	6.4
Emerg. & Dev. Europe	903	0.9	0.1	1.8	2.3	2.7	11.3	8.7	8.5	6.5	6.1	6.1	6.4
Albania	914	e 0.1	e 1.0	e 9.8	0.0	0.0
Bosnia and Herzegovina	963	e 0.0	e 0.0	0.0	0.1	0.0	0.0	0.0	0.0
Bulgaria	918	e 0.1	0.0	0.0	0.0	0.0	0.1	0.1
Faroe Islands	816	0.9	1.4	2.1	1.3	1.5	1.6	1.3	0.9	1.2	0.4	0.4
Hungary	944	e 0.0	3.1	2.4	1.1	0.9	1.0	0.1
Poland	964	2.1	2.1	2.2	2.3	3.0	5.6

Greenland (326)

In Millions of U.S. Dollars

		Exports (FOB)						Imports (CIF)					
		2012	2013	2014	2015	2016	2017	2012	2013	2014	2015	2016	2017
Romania	968	e 0.3	e 0.4	0.1	0.1	0.1	0.1	0.1	0.0
Serbia, Republic of	942	e 0.0	e 0.1	e 0.0	0.0	0.0	0.0	0.0	0.0	0.0
Turkey	186	1.7	2.5	2.1	1.5	1.5	0.0
CIS	901	2.4	2.9	2.6	2.9	5.7	8.9	0.3	0.3	0.2	0.1	0.3	0.0
Belarus	913	e 0.0	e 0.4	e 0.1	e 0.1	0.0	0.0	0.0
Moldova	921	e 0.7	e 1.2	e 0.1	e 0.0	0.0	0.0
Russian Federation	922	1.7	2.2	0.1	0.0	0.0	0.0	0.1
Ukraine	926	e 2.3	e 2.9	e 1.9	e 1.4	e 3.8	e 6.6	0.1	0.2	0.1	0.1	0.2	0.0
Europe n.s.	884	0.0	0.2	0.0
Mid East, N Africa, Pak	440	1.5	6.2	0.8	0.0	0.1	0.1	0.5	0.6	0.4	0.5	0.6	0.7
Algeria	612	0.0	0.0	0.0	0.1	0.0	0.1
Bahrain, Kingdom of	419	e 0.0	e 0.4	e 0.0	e 0.0	e 0.0
Morocco	686	5.3	0.1	0.0	0.0	0.0	0.0	0.0
Oman	449	0.1
Pakistan	564	e 0.2	e 0.2	e 0.0	e 0.0	0.3	0.3	0.2	0.4	0.4	0.4
Saudi Arabia	456	e 0.2	e 0.1	e 0.0	0.0	0.0	0.0	0.0
Tunisia	744	e 1.5	e 0.5	e 0.0	0.0	0.0	0.0	0.0	0.0	0.0
United Arab Emirates	466	e 0.0	e 0.0	e 0.1	e 0.1	0.0	0.1	0.0	0.0	0.1	0.1
Sub-Saharan Africa	603	2.7	9.6	3.2	1.9	0.3	0.5	0.5	0.5	0.5	0.6	0.6	0.6
Cameroon	622	e 0.0	e 0.2	0.0	0.0	0.0	0.0	0.0
Côte d'Ivoire	662	e 0.0	e 0.3	e 0.3	e 0.3	0.0	0.0	0.0	0.0	0.0	0.0
Estonia	939	0.0	0.4	0.2	0.3	0.2	0.3	0.2	0.5	0.0
Mozambique	688	e 0.0	e 0.1	e 0.0	e 0.0
Nigeria	694	e 1.6	e 2.0	e 2.1	e 1.5
Sierra Leone	724	e 1.1	e 1.2	e 1.0	0.0	0.0	0.0	0.0	0.0	0.0
South Africa	199	e 0.0	e 6.4	e 0.0	e 0.0	e 0.0	e 0.0	0.5	0.4	0.4	0.5	0.5	0.5
Western Hemisphere	205	0.0	0.1	0.0	0.1	0.1	0.2	2.2	1.7	1.9	1.7	1.7	1.3
Antigua and Barbuda	311	e 0.0	0.0	0.1
Argentina	213	0.5	0.2	0.1	0.2	0.1	0.1
Brazil	223	e 0.0	e 0.0	e 0.0	0.5	0.4	0.5	0.4	0.5	0.0
Chile	228	0.8	0.9	1.0	0.9	0.9	0.9
Colombia	233	e 0.0	e 0.0	e 0.0	e 0.0	e 0.0	e 0.1	0.1	0.0	0.0	0.0	0.0	0.0
Costa Rica	238	e 0.0	e 0.0	e 0.0	e 0.0	e 0.0	e 0.0	0.0	0.0	0.0	0.0	0.1	0.1
Ecuador	248	e 0.1	e 0.1	0.0	0.0	0.0	0.0	0.0	0.0
Mexico	273	e 0.0	e 0.0	e 0.0	e 0.1	e 0.0	e 0.0	0.1	0.0	0.2	0.0	0.1
Peru	293	e 0.0	e 0.0	e 0.0	e 0.0	e 0.0	e 0.0	0.0	0.0	0.0	0.0	0.0	0.1
Uruguay	298	0.0	0.1	0.0	0.1	0.1	0.1
Other Countries n.i.e	910	0.0	0.0	0.1	0.0	0.0	0.0
Korea, Dem. People's Rep.	954	0.0	0.1	0.0	0.0	0.0
Countries & Areas n.s.	898	0.7	1.2	0.8	0.8	0.3	0.4
Memorandum Items													
Africa	605	4.2	15.4	3.2	1.9	0.3	0.5	0.6	0.6	0.5	0.7	0.6	0.7
Middle East	405	0.2	0.6	0.0	0.1	0.1	0.1	0.2	0.1	0.1	0.1	0.1
European Union	998	448.3	445.8	465.6	351.2	497.0	475.8	748.8	753.1	711.3	527.9	566.6	615.9
Export earnings: fuel	080	1.7	2.3	2.6	1.6	1.8	2.4	0.3	0.3	0.1	0.2	0.2	0.2
Export earnings: nonfuel	092	484.9	476.6	525.5	395.6	549.9	569.2	862.6	821.9	768.2	586.1	622.9	679.1

Grenada (328)

In Millions of U.S. Dollars

		Exports (FOB)						Imports (CIF)					
		2012	2013	2014	2015	2016	2017	2012	2013	2014	2015	2016	2017
IFS World		34.6	36.8	36.9	32.5	29.6	24.9	341.3	368.4	339.6	372.0	350.5	420.3
World	001	45.2	43.7	42.4	39.9	37.8	40.2	373.5	394.5	407.9	428.8	410.5	466.7
Advanced Economies	110	24.5	21.4	19.4	18.9	20.1	19.0	154.2	187.1	176.3	189.3	195.4	228.3
Euro Area	163	5.2	6.8	4.8	4.0	4.2	4.0	13.7	14.0	13.0	12.6	16.4	22.1
Austria	122	0.1	0.2	0.1	0.1	0.2	0.1
Belgium	124	1.1	0.4	0.2	0.2	0.2	0.2	0.6	0.5	0.8	0.8	0.6	1.1
Finland	172	0.6	0.6	0.6	0.6	0.6	0.6	0.0	0.0	0.0	0.0	0.0	0.0
France	132	0.1	0.1	0.1	0.1	0.1	0.1	2.4	3.7	2.1	3.4	3.9	4.7
Germany	134	0.5	1.6	1.5	0.9	1.3	1.1	3.3	2.5	1.7	2.6	3.6	6.4
Greece	174	0.0	0.0	0.0	0.1	0.1	0.1
Ireland	178	0.0	0.0	0.0	0.0	0.0	0.0	0.1	0.4	0.2	0.0	0.1	0.2
Italy	136	0.0	0.0	0.0	0.0	0.0	0.2	0.2	0.3	2.0	0.4	0.2	0.8
Luxembourg	137	0.4	0.1	0.3	0.1	0.1	0.1
Netherlands	138	2.6	4.0	2.1	2.1	1.9	1.8	6.0	5.4	5.2	4.5	6.2	7.6
Portugal	182	0.2	0.3	0.2	0.3	0.3	0.2
Spain	184	0.4	0.0	0.2	0.0	0.0	0.0	0.3	0.5	0.3	0.3	1.3	0.8
Australia	193	0.0	0.1	0.1	0.1	0.1	0.1	0.5	0.0	0.4	0.0	0.4
Canada	156	2.1	1.7	1.7	1.6	1.1	0.6	7.9	6.4	7.6	6.6	8.6	10.6
China,P.R.: Hong Kong	532	0.0	0.0	0.5	0.1	0.9	0.9	0.9	0.6
Czech Republic	935	0.3	0.0	0.0	0.0	0.0	0.1
Denmark	128	0.0	0.0	0.0	0.0	0.0	0.0	1.8	1.4	1.5	1.5	1.7	1.5
Iceland	176	0.1	0.1	0.1	0.1	0.1	0.2
Israel	436	0.1	0.1	0.1	0.1	0.1	0.1
Japan	158	4.0	4.0	4.0	4.0	4.0	4.0	5.2	5.3	8.1	14.9	18.0	14.1
Korea, Republic of	542	0.1	0.0	0.1	0.0	0.0	0.0	2.1	2.9	3.2	2.7	2.9	2.9
New Zealand	196	0.0	0.1	0.0	0.0	0.0	0.0	2.3	2.3	2.8	2.1	1.4	2.4
Norway	142	0.2	0.3	0.2	0.2	0.1	0.1
Singapore	576	0.0	0.0	0.1	0.0	0.1	0.0	0.0	0.1	0.0	0.0	0.0	3.4
Sweden	144	0.2	0.5	1.3	1.4	1.5	0.5
Switzerland	146	5.9	0.3	0.0	1.5	0.1	0.1	1.0	1.0	0.5	0.4	1.7	1.2
Taiwan Prov.of China	528	e 0.2	e 0.6	e 0.6	e 0.1	e 0.1	0.3	0.4	0.4	0.1	0.3	0.0
United Kingdom	112	0.0	0.1	0.0	0.0	0.1	0.1	11.2	11.9	13.2	13.0	14.3	17.3
United States	111	6.9	7.8	8.0	7.5	10.3	10.0	106.8	140.3	123.4	132.2	127.3	150.7
Emerg. & Dev. Economies	200	20.5	22.1	22.8	20.8	17.5	21.1	219.3	207.3	231.6	239.5	215.1	238.3
Emerg. & Dev. Asia	505	0.0	0.0	0.0	0.2	0.1	0.5	64.7	43.7	74.3	66.2	41.3	45.0
Bangladesh	513	0.0	0.0	0.0	0.0	0.0	0.0	0.1	0.1	0.1	0.1	0.1	0.1
China,P.R.: Mainland	924	0.0	0.0	0.0	0.0	0.0	57.2	22.7	44.6	37.2	23.2	31.8
India	534	0.0	0.0	0.0	2.1	3.1	3.6	4.4	6.2	6.9
Indonesia	536	0.6	1.5	0.6	0.7	1.0	0.8
Malaysia	548	0.8	12.3	20.5	18.7	4.7
Philippines	566	e 0.0	e 0.1	e 0.0	e 0.0	0.5	0.7	0.6	0.6	0.5	0.5
Sri Lanka	524	e 0.0	e 0.0	e 0.1	e 0.0	e 0.4	0.0	0.0	0.5	0.0	0.0	0.0
Thailand	578	1.9	1.8	2.5	3.0	4.1	3.1
Vietnam	582	0.0	0.0	0.0	0.0	0.0	0.0	0.2	0.2	0.2	0.2	0.2	0.3
Asia n.s.	598	1.2	1.3	1.2	1.3	1.3	1.5
Europe	170	0.5	0.4	1.8	0.2	0.2	1.5	3.4	1.3	0.9	1.5	1.7	2.9
Emerg. & Dev. Europe	903	0.3	0.2	1.4	0.1	0.1	1.4	3.4	1.3	0.9	1.5	1.7	2.7
Bosnia and Herzegovina	963	e 0.0	e 0.0	e 0.0	e 0.1
Croatia	960	e 0.2	e 0.1	e 0.0	e 0.0	e 0.0
Hungary	944	0.0	0.0	0.0	0.1	0.3	0.6
Poland	964	0.0	0.1	1.4	0.1	0.1	0.1	0.0	0.0	0.0	0.1	0.0	0.0
Serbia, Republic of	942	e 0.0	e 0.0	e 0.0	e 0.0	e 0.0	e 1.2	0.0	0.0	0.0	0.0	0.0	0.0
Turkey	186	0.0	0.0	0.0	0.0	3.4	1.2	0.8	1.4	1.3	2.0
CIS	901	0.1	0.0	0.2	0.0	0.0	0.1	0.0	0.0	0.0	0.0	0.0	0.2
Belarus	913	e 0.0	e 0.1	e 0.0	e 0.0	e 0.0
Russian Federation	922	0.0	0.0	0.1	0.0	0.0	0.1	0.0	0.0	0.0	0.0	0.0	0.2
Ukraine	926	e 0.1	e 0.0	0.0	0.0	0.0	0.0	0.0	0.0
Europe n.s.	884	0.1	0.1	0.1	0.1	0.1	0.1
Mid East, N Africa, Pak	440	0.1	0.4	0.3	2.1	0.1	0.0	0.3	0.3	0.3	0.5	0.3	0.5
Algeria	612	e 0.0	e 0.0	e 0.2	e 0.0	e 0.0	e 0.0

Grenada (328)

In Millions of U.S. Dollars

		Exports (FOB)						Imports (CIF)					
		2012	2013	2014	2015	2016	2017	2012	2013	2014	2015	2016	2017
Egypt	469	e 0.1	e 0.3	e 0.0	e 1.9	0.0	0.0	0.0	0.0	0.0	0.0
Iran, I.R. of	429	0.1	0.1	0.1	0.1	0.1	0.1
Libya	672	0.0	0.0	0.0	0.0	0.0	0.1
Morocco	686	e 0.0	e 0.0	0.0	0.0	0.0	0.2	0.1	0.0
Pakistan	564	e 0.0	e 0.0	e 0.0	e 0.2	e 0.1	0.0	0.0	0.0	0.0	0.0	0.2
Sub-Saharan Africa	603	0.1	0.2	0.1	0.1	0.2	0.7	1.2	0.8	0.8	0.6	0.5	0.6
Benin	638	e 0.0	e 0.1	e 0.1
Cameroon	622	e 0.0	e 0.0	e 0.2	0.0	0.0	0.0	0.0	0.0	0.0
Kenya	664	0.1	0.0
South Africa	199	e 0.0	e 0.0	e 0.0	e 0.0	e 0.0	e 0.0	0.9	0.5	0.6	0.4	0.3	0.4
Zambia	754	e 0.0	e 0.0	e 0.0	e 0.4	0.0	0.0	0.0	0.0	0.0	0.0
Zimbabwe	698	e 0.0	e 0.0	e 0.0	e 0.0	e 0.0	e 0.0	0.1	0.1	0.1	0.1	0.1	0.1
Western Hemisphere	205	19.8	21.1	20.7	18.1	17.0	18.3	149.6	161.2	155.2	170.7	171.2	189.2
Antigua and Barbuda	311	1.0	1.1	1.1	1.0	0.9	0.7	0.4	0.4	0.4	0.4	0.4	0.4
Argentina	213	0.1	0.1	0.1	0.1	0.4	0.8	0.9	0.9	0.9	0.9	1.3	1.3
Barbados	316	1.5	1.5	1.2	0.9	0.8	1.6	7.7	7.7	7.8	7.5	7.2	8.1
Belize	339	0.2	0.2	0.2	0.2	0.2	0.3
Brazil	223	9.9	9.4	9.9	9.3	9.2	10.2
Chile	228	e 0.0	e 0.0	e 0.0	e 0.0	e 0.0	2.3	0.6	0.5	0.7	0.5	0.4
Colombia	233	0.0	0.0	0.0	0.0	0.0	0.1	2.2	1.0	1.7	1.0	0.9	2.0
Costa Rica	238	0.0	0.0	0.0	0.0	0.0	0.0	0.5	0.6	0.5	0.6	0.9	1.4
Dominica	321	4.0	4.2	4.1	3.6	3.3	2.8	0.7	0.7	0.6	0.7	0.7	0.8
Dominican Republic	243	0.0	0.0	0.0	0.0	0.0	0.0	3.0	3.2	3.0	3.3	3.1	3.7
Ecuador	248	0.1	0.0	0.3	0.1	0.1	0.0	0.1	0.1
El Salvador	253	0.0	0.0	0.0	0.0	0.0	0.0	0.0	0.0	0.1	0.0	0.0
Guatemala	258	e 0.0	e 0.0	1.8	1.8	1.8	1.8	2.2	3.0
Guyana	336	0.7	0.9	0.9	0.9	0.9	3.4	4.3	7.1	8.3	14.7	18.7	12.4
Haiti	263	0.1	0.1	0.1	0.1	0.1	0.0	0.0	0.0	0.0	0.0	0.0	0.0
Honduras	268	1.9	3.4	2.7	1.9	2.6	1.6
Jamaica	343	0.7	0.7	0.7	0.7	0.6	0.5	2.1	2.2	2.0	2.2	2.1	2.5
Mexico	273	0.0	0.0	0.0	0.0	0.0	0.0	6.9	8.4	9.9	10.7	12.8	11.4
Montserrat	351	0.1	0.1	0.1	0.1	0.1	0.1
Netherlands Antilles	353	0.0	0.0	0.0	0.0	0.0	0.0	0.2	0.3	0.2	0.3	0.2	0.3
Panama	283	1.0	1.0	1.0	1.0	1.0	1.0
Peru	293	0.0	0.4	0.5	0.4	0.5	0.2	0.1
St. Kitts and Nevis	361	2.4	2.5	2.5	2.2	2.0	1.7	0.3	0.3	0.2	0.3	0.3	0.3
St. Lucia	362	3.7	4.0	4.0	3.5	3.2	2.7	1.9	2.0	1.8	2.0	1.9	2.3
St. Vincent & Grens.	364	1.1	1.2	1.2	1.0	0.9	0.8	1.1	1.2	1.1	1.2	1.2	1.4
Suriname	366	0.1	0.1	0.1	0.1	0.1	0.1	0.2	0.2	0.2	0.2	0.2	0.3
Trinidad and Tobago	369	1.4	1.5	1.5	1.3	1.2	1.0	86.3	93.4	86.1	94.4	89.0	106.7
Uruguay	298	0.1	0.1	0.1	0.1	0.0	0.1	0.2
Venezuela, Rep. Bol.	299	0.0	0.0	0.0	0.0	0.0	0.0	12.8	14.5	13.6	15.0	14.2	17.1
Western Hem. n.s.	399	2.8	3.0	3.0	2.6	2.4	2.0	0.1	0.1	0.1	0.1	0.1	0.1
Countries & Areas n.s.	898	0.2	0.2	0.2	0.2	0.1	0.1
Memorandum Items													
Africa	605	0.1	0.2	0.3	0.1	0.2	0.7	1.2	0.9	0.9	0.8	0.6	0.7
Middle East	405	0.1	0.4	0.0	1.9	0.0	0.0	0.2	0.2	0.2	0.2	0.2	0.3
European Union	998	5.5	7.1	6.2	4.1	4.3	4.2	27.2	27.9	29.1	28.8	34.4	42.1
Export earnings: fuel	080	1.4	1.6	1.9	1.4	1.3	1.2	101.9	109.2	101.8	110.7	104.4	126.3
Export earnings: nonfuel	092	43.8	42.0	40.5	38.5	36.4	39.0	271.6	285.3	306.1	318.2	306.1	340.4

Guam (829)

In Millions of U.S. Dollars

		Exports (FOB)						Imports (CIF)					
		2012	2013	2014	2015	2016	2017	2012	2013	2014	2015	2016	2017
IFS World	
World	001	100.2	106.9	76.9	104.7	116.0	170.8	1,237.7	972.6	1,241.3	846.6	744.9	1,173.6
Advanced Economies	110	40.5	44.1	21.5	29.6	15.7	17.2	1,078.4	906.2	1,194.1	800.9	700.0	707.4
Euro Area	163	0.6	1.5	0.4	0.6	0.5	0.5	51.5	39.9	39.1	34.5	37.2	36.7
Austria	122	e 0.0	e 0.0	e 0.1	e 0.0	e 0.0	e 0.0	e 0.2	e 0.1	e 0.1
Belgium	124	e 0.0	e 0.0	e 0.0	e 0.0	e 0.0	e 0.0	e 2.3	e 0.6	e 0.9	e 1.4	e 0.9	e 0.8
Finland	172	e 0.0	e 0.0	e 0.2	e 0.5	e 0.3	e 0.1	e 0.2	e 0.1
France	132	e 0.2	e 0.2	e 0.1	e 0.3	e 0.1	e 0.2	e 19.6	e 17.2	e 15.2	e 13.0	e 11.7	e 12.1
Germany	134	e 0.0	e 0.3	e 0.1	e 0.1	e 0.1	e 0.1	e 4.6	e 6.8	e 4.0	e 4.4	e 5.9	e 5.5
Greece	174	e 0.0	e 0.1	e 0.0	e 0.0	e 0.0	e 0.0	e 0.0
Ireland	178	e 0.0	e 0.0	e 0.0	e 0.0	e 0.0	e 0.0	e 13.7	e 0.4	e 1.4	e 0.6	e 0.7	e 0.7
Italy	136	e 0.3	e 0.2	e 0.2	e 0.1	e 0.1	e 0.2	e 9.0	e 10.4	e 10.3	e 9.1	e 9.7	e 10.2
Latvia	941	e 0.1	e 0.0	e 0.0	e 0.0	e 0.0	e 0.0
Luxembourg	137	e 0.0	e 0.0	e 0.0	e 0.1	e 0.1	e 0.2
Netherlands	138	e 0.0	e 0.8	e 0.0	e 0.0	e 0.0	e 0.0	e 1.4	e 2.8	e 5.3	e 4.2	e 5.0	e 5.5
Portugal	182	e 0.4	e 0.0	e 0.0
Spain	184	e 0.0	e 0.0	e 0.0	e 0.0	e 0.1	e 0.0	e 0.5	e 1.1	e 1.7	e 1.0	e 2.8	e 1.5
Australia	193	e 0.2	e 0.1	e 0.1	e 2.5	e 0.3	e 0.6	e 16.8	e 14.0	e 10.7	e 9.9	e 6.3	e 7.8
Canada	156	e 0.1	e 0.6	e 0.2	e 0.2	e 0.1	e 0.1	e 1.7	e 2.7	e 2.1	e 1.7	e 2.2	e 1.9
China,P.R.: Hong Kong	532	e 3.5	e 4.8	e 3.2	e 6.7	e 4.2	e 3.1	e 136.8	e 117.1	e 95.4	e 74.2	e 61.2	e 80.7
China,P.R.: Macao	546	e 0.2
Czech Republic	935	e 0.0	e 0.1	e 0.0	e 0.0	e 0.0	e 0.0	e 0.0
Denmark	128	e 0.0	e 0.0	e 0.0	e 0.0	e 0.0	e 0.0	e 5.5	e 3.2	e 4.2	e 5.3	e 5.7	e 4.2
Israel	436	e 0.2
Japan	158	e 28.8	e 30.3	e 14.5	e 12.2	e 6.9	e 7.8	e 148.4	e 113.0	e 250.7	e 259.9	e 230.8	e 233.1
Korea, Republic of	542	e 4.7	e 4.4	e 2.0	e 1.3	e 0.7	e 197.5	e 194.7	e 366.8	e 70.5	e 63.4
New Zealand	196	e 0.0	e 0.0	e 0.1	e 0.0	e 0.0	e 0.0	e 5.7	e 7.1	e 5.9	e 5.2	e 6.4	e 5.4
Norway	142	e 0.8	e 0.9	e 0.8	e 0.4	e 0.3	e 0.6
Singapore	576	e 1.7	e 1.5	e 0.7	e 1.0	e 0.6	e 0.7	e 497.8	e 400.4	e 402.4	e 292.0	e 241.6	e 318.1
Sweden	144	e 0.0	e 0.0	e 0.0	e 0.0	e 0.0	e 0.0	e 0.4	e 0.7	e 0.4	e 0.2	e 0.4
Switzerland	146	e 0.6	e 0.9	e 0.2	e 0.3	e 0.0	e 0.6	e 10.6	e 9.7	e 9.7	e 8.1	e 11.1	e 14.4
Taiwan Prov.of China	528	e 4.5	e 2.3	e 3.7	e 33.0	e 30.6
United Kingdom	112	e 0.1	e 0.1	e 0.2	e 0.2	e 0.2	e 0.1	e 5.2	e 3.0	e 5.5	e 5.8	e 2.8	e 4.1
Emerg. & Dev. Economies	200	59.8	62.8	55.4	75.0	100.3	153.7	159.3	66.4	47.2	45.7	44.8	466.1
Emerg. & Dev. Asia	505	58.8	61.8	55.3	73.9	99.3	152.2	71.7	61.1	42.0	38.3	40.5	458.4
Cambodia	522	e 0.0	e 0.1	e 0.1	e 0.0	e 0.1	e 0.1	e 0.1
Fiji	819	e 0.0	e 0.0	e 0.0	e 0.0	e 0.0	e 0.0	e 0.1	e 0.2	e 0.2	e 0.3	e 0.2	e 0.5
India	534	e 0.0	e 0.0	e 1.4	e 0.6	e 0.3	e 0.5	e 0.5	e 0.8
Indonesia	536	e 0.0	e 0.0	e 0.0	e 0.0	e 0.0	e 2.0	e 2.1	e 2.5	e 2.2	e 1.3	e 1.7
Kiribati	826	e 0.0	e 0.2
Malaysia	548	e 0.1	e 0.0	e 0.1	e 0.1	e 0.0	e 0.0	e 4.9	e 29.3	e 5.4	e 3.9	e 3.2	e 414.2
Micronesia	868	e 50.8	e 39.1	e 36.9	e 36.7	e 56.7	e 100.4	e 3.9	e 3.4	e 2.8	e 2.4	e 7.2	e 15.2
Myanmar	518	e 0.3	e 0.6	e 0.2	e 0.1	e 0.2	e 0.1	e 0.3	e 0.0
Palau	565	e 5.6	e 19.2	e 16.4	e 35.5	e 38.2	e 47.8	e 0.3	e 0.2	e 0.3	e 1.3	e 0.3	e 1.0
Papua New Guinea	853	e 0.3	e 0.3	e 0.3	e 0.3	e 0.2	e 0.3
Philippines	566	e 1.2	e 2.0	e 1.1	e 0.9	e 3.8	e 1.5	e 12.9	e 13.8	e 20.0	e 17.2	e 18.1	e 13.4
Samoa	862	e 0.4	e 0.0
Sri Lanka	524	e 0.6	e 0.0	e 0.4	e 0.0
Thailand	578	e 0.2	e 0.0	e 0.1	e 0.0	e 0.0	e 2.0	e 44.9	e 11.1	e 9.8	e 10.0	e 9.3	e 11.3
Timor-Leste	537	e 0.6	e 0.5	e 0.5	e 0.6	e 0.3	e 0.3
Europe	170	0.0	0.0	0.0	0.0	0.0	0.0	85.4	1.7	1.7	2.3	1.3	3.0
Emerg. & Dev. Europe	903	0.0	0.0	0.0	0.0	0.0	0.0	1.1	1.7	1.7	2.3	1.3	3.0
Hungary	944	e 0.1	e 0.0
Poland	964	e 0.0	e 0.0	e 0.0	e 0.0	e 0.2	e 1.0	e 0.1	e 0.1
Romania	968	e 0.0	e 0.0	e 0.0	e 0.0	e 0.0	e 0.1	e 0.0
Turkey	186	e 0.0	e 0.0	e 0.0	e 1.0	e 1.7	e 1.5	e 1.3	e 1.1	e 2.8
CIS	901	0.0	0.0	0.0	0.0	0.0	84.4	0.0	0.0
Russian Federation	922	e 0.0	e 84.4	e 0.0	e 0.0
Mid East, N Africa, Pak	440	0.0	0.0	0.0	0.0	0.1	0.1	0.0	0.0	0.0	0.1	0.1	0.1
Bahrain, Kingdom of	419	e 0.0	e 0.0	e 0.0	e 0.0	e 0.1	e 0.0

Guam (829)

In Millions of U.S. Dollars

		Exports (FOB)						Imports (CIF)					
		2012	2013	2014	2015	2016	2017	2012	2013	2014	2015	2016	2017
Lebanon	446	e 0.0	e 0.0	e 0.1
Pakistan	564	e 0.0	e 0.0	e 0.0	e 0.0	e 0.0	e 0.1	e 0.1	e 0.1
Sub-Saharan Africa	603	0.7	0.8	0.0	0.6	0.6	0.8	0.0	0.4	0.0	0.0	0.0	0.0
Cameroon	622	e 0.0	e 0.0	e 0.0	e 0.2
Nigeria	694	e 0.6	e 0.8	e 0.6	e 0.6	e 0.5
Rwanda	714	e 0.0	e 0.0	e 0.0	e 0.0	e 0.1
South Africa	199	e 0.0	e 0.0	e 0.0	e 0.0	e 0.0	e 0.1	e 0.0	e 0.0	e 0.0	e 0.0	e 0.0	e 0.0
Zambia	754	e 0.0	e 0.0	e 0.3
Western Hemisphere	205	0.3	0.2	0.1	0.4	0.2	0.5	2.1	3.1	3.4	5.1	3.0	4.7
Aruba	314	e 0.1	e 0.0	e 0.0	e 0.0
Barbados	316	e 0.0	e 0.0	e 0.0	e 0.0	e 0.0	e 0.2	e 0.0
Bolivia	218	e 0.0	e 0.0	e 0.0	e 0.1
Brazil	223	e 0.1	e 0.2	e 0.1	e 0.1	e 0.3	e 0.3
Colombia	233	e 0.0	e 0.0	e 0.1	e 0.1	e 0.1	e 0.1	e 0.1
Costa Rica	238	e 0.0	e 0.0	e 0.0	e 0.0	e 0.0	e 0.1	e 0.0	e 0.0
Ecuador	248	e 0.0	e 0.0	e 0.2	e 0.1	e 0.2	e 0.1	e 1.4	e 0.4	e 0.8
Guatemala	258	e 0.0	e 0.0	e 0.0	e 0.0	e 0.0	e 0.1
Guyana	336	e 0.1	e 0.0	e 0.0	e 0.0
Jamaica	343	e 0.0	e 0.0	e 0.0	e 0.1	e 0.0
Mexico	273	e 0.0	e 0.1	e 0.3	e 0.0	e 0.0	e 1.7	e 2.6	e 2.9	e 3.3	e 2.1	e 3.4
Netherlands Antilles	353	e 0.1	e 0.1	e 0.0	e 0.0	e 0.0	e 0.0
Peru	293	e 0.0	e 0.0	e 0.0	e 0.0	e 0.0	e 0.0	e 0.1	e 0.1
Trinidad and Tobago	369	e 0.1
Memorandum Items													
Africa	605	0.7	0.8	0.0	0.6	0.6	0.8	0.0	0.4	0.0	0.0	0.0	0.0
Middle East	405	0.0	0.0	0.0	0.0	0.1	0.1	0.0
European Union	998	0.7	1.6	0.7	0.8	0.7	0.6	62.4	46.4	49.9	47.0	46.1	45.6
Export earnings: fuel	080	1.3	1.3	0.6	1.2	1.2	1.1	84.6	0.3	0.2	1.5	0.5	0.9
Export earnings: nonfuel	092	99.0	105.6	76.3	103.5	114.8	169.7	1,153.1	972.3	1,241.0	845.1	744.4	1,172.7

Guatemala (258)

In Millions of U.S. Dollars

		Exports (FOB)						Imports (CIF)					
		2012	2013	2014	2015	2016	2017	2012	2013	2014	2015	2016	2017
IFS World		6,942.0	6,956.0	7,330.9	9,469.6	10,463.0	14,879.7	14,054.5	14,871.5	16,718.7	17,000.7
World	001	9,934.4	9,975.9	10,790.0	10,672.1	10,449.3	10,982.0	16,805.0	17,353.1	18,262.0	17,628.7	17,001.9	18,388.7
Advanced Economies	110	5,153.7	5,111.3	5,462.0	5,191.6	5,164.5	5,328.8	8,908.8	8,981.6	9,954.6	9,205.9	8,888.4	9,753.2
Euro Area	163	593.1	600.0	743.0	728.1	818.7	882.2	972.9	1,069.3	1,133.7	1,198.1	1,131.7	1,253.3
Austria	122	0.6	0.3	0.5	0.4	0.3	0.3	13.4	14.2	24.1	11.1	8.0	8.5
Belgium	124	75.1	58.6	94.2	117.4	127.6	90.4	153.6	130.3	135.9	173.6	183.8	221.0
Cyprus	423	0.0	0.0	0.0	0.0	0.0	0.2	0.0	0.1	0.1	0.1	0.1
Estonia	939	0.0	0.1	0.1	0.2	0.2	0.5	12.1	7.4	0.1	1.3	5.0	4.0
Finland	172	7.0	4.4	9.5	4.7	6.5	9.5	10.0	44.6	10.4	26.5	8.7	25.1
France	132	20.4	26.8	22.9	21.3	20.5	28.3	69.2	90.4	79.3	89.7	75.9	86.9
Germany	134	119.7	88.1	118.2	85.1	147.8	139.7	278.1	289.4	276.9	288.8	280.7	298.5
Greece	174	6.0	21.3	50.5	40.3	12.4	13.6	2.5	3.2	4.3	4.7	3.0	2.6
Ireland	178	0.1	0.2	0.5	2.7	0.3	0.3	10.2	12.5	12.1	31.7	16.6	15.9
Italy	136	84.6	61.4	75.3	109.6	119.9	154.3	118.3	124.8	143.0	119.0	132.6	154.8
Latvia	941	0.1	0.1	0.3	0.4	18.1	0.6	18.8	11.5	25.4	28.8
Lithuania	946	1.4	1.6	0.1	0.6	0.5	0.9	0.1	21.8	11.7	9.3
Luxembourg	137	0.3	0.3	0.0	0.5	0.0	0.5	5.9	4.7	7.9	9.7	4.9
Malta	181	0.1	0.0	0.1	0.0	0.0	0.0	0.1	0.0
Netherlands	138	170.1	255.9	270.1	285.3	307.6	354.8	94.2	112.6	108.4	131.7	94.1	96.3
Portugal	182	12.8	0.8	2.2	1.4	1.9	2.4	5.4	10.1	10.3	15.6	11.0	19.3
Slovak Republic	936	0.0	0.0	0.1	0.1	0.2	0.1	0.5	0.8
Slovenia	961	0.0	0.5	0.1	0.4
Spain	184	95.1	80.1	98.7	59.2	73.7	86.4	186.5	222.1	305.0	262.9	264.5	276.1
Australia	193	8.1	6.5	9.0	20.2	9.0	11.7	14.1	12.4	7.5	11.4	5.2	3.7
Canada	156	149.5	159.5	235.1	232.2	359.7	228.6	93.3	86.2	77.7	94.9	90.7	86.5
China,P.R.: Hong Kong	532	4.6	6.6	7.4	6.2	10.3	19.9	193.7	194.1	262.4	242.1	202.5	200.0
China,P.R.: Macao	546	0.1	0.0	0.1	0.1	0.0	0.0	0.0	0.0
Czech Republic	935	0.2	0.3	0.2	0.7	0.8	0.7	0.6	1.2	1.8	2.0	1.4	2.7
Denmark	128	1.3	1.1	0.9	1.7	1.6	1.7	9.1	13.1	54.5	40.0	13.6	14.8
Iceland	176	0.3	0.2	0.1	0.1	0.1	0.1	0.5	0.0	0.1
Israel	436	22.0	15.1	7.2	5.5	6.9	7.7	34.2	31.8	28.8	28.9	29.6	25.0
Japan	158	176.7	188.7	162.5	185.5	168.6	153.0	276.3	255.2	255.8	279.6	307.1	269.7
Korea, Republic of	542	53.1	153.3	293.0	111.6	122.9	98.7	427.2	405.0	440.1	433.8	321.3	291.2
New Zealand	196	3.0	14.0	2.8	15.0	2.6	13.9	18.3	18.7	21.8	23.7	20.5	27.1
Norway	142	15.1	12.0	11.0	10.5	15.8	11.5	129.9	125.9	19.5	19.3	14.4	14.7
Singapore	576	7.5	8.9	8.8	4.1	5.9	10.8	35.9	27.7	47.7	35.3	21.7	24.3
Sweden	144	7.4	4.3	3.8	3.1	3.7	4.2	27.0	30.4	51.7	32.9	26.7	26.1
Switzerland	146	4.9	4.6	2.6	2.5	4.8	3.0	38.6	27.9	22.1	23.8	22.0	36.3
Taiwan Prov.of China	528	52.2	58.9	61.0	44.8	74.0	76.5	128.9	125.7	121.5	146.0	119.8	120.3
United Kingdom	112	39.6	48.0	59.1	86.8	105.8	97.3	43.9	46.1	47.0	44.9	39.0	39.9
United States	111	4,015.0	3,829.2	3,854.4	3,733.1	3,453.4	3,707.2	6,464.2	6,511.0	7,361.3	6,549.0	6,521.2	7,317.4
Emerg. & Dev. Economies	200	4,767.3	4,852.2	5,310.5	5,454.5	5,203.6	5,545.7	7,889.8	8,369.4	8,304.4	8,421.2	8,087.9	8,607.6
Emerg. & Dev. Asia	505	92.0	213.3	105.0	295.1	188.2	277.1	1,728.4	1,904.2	2,293.7	2,425.6	2,397.5	2,543.5
American Samoa	859	3.8	0.3	0.5
Bangladesh	513	30.6	6.8	11.2	12.2	16.1	31.0	0.6	0.7	0.6	0.7	0.7	0.8
Cambodia	522	0.0	0.0	0.0	0.5	0.0	0.4	0.0	0.0	0.1	0.1
China,P.R.: Mainland	924	34.7	167.2	42.7	207.2	76.4	61.0	1,265.0	1,438.8	1,797.8	1,868.2	1,853.9	1,970.5
F.T. New Caledonia	839	0.0	0.1	0.0	0.1	0.0
Guam	829	0.0	0.1	0.0	0.0	0.0	0.0
India	534	16.8	20.5	11.9	10.1	17.2	16.1	242.7	241.2	232.6	272.0	266.8	289.0
Indonesia	536	0.7	4.8	18.7	0.6	14.0	35.9	27.1	37.7	36.1	40.1	41.6	45.0
Malaysia	548	1.5	1.5	7.6	57.7	42.1	70.9	30.4	26.7	33.5	34.3	36.4	39.6
Myanmar	518	0.2	0.7	0.7	8.7	20.3	0.1	0.0	0.0	0.0	0.1
Nepal	558	0.0	4.0	1.8	5.7	9.6	0.0	0.0	0.0
Papua New Guinea	853	0.2	0.0	0.0
Philippines	566	0.4	3.8	0.5	1.2	2.1	1.6	2.0	1.0	1.3	1.9	1.6	1.7
Samoa	862	0.4	0.1
Sri Lanka	524	0.3	1.7	3.0	0.4	0.1	19.0	5.5	5.9	4.6	4.7	5.0	9.0
Thailand	578	6.1	6.2	3.5	2.5	1.9	3.0	134.0	126.0	157.1	169.3	147.0	108.5
Vietnam	582	0.7	0.5	1.2	0.8	3.8	8.2	21.2	25.7	25.9	34.1	44.0	78.7

Guatemala (258)

In Millions of U.S. Dollars

		Exports (FOB)						Imports (CIF)					
		2012	2013	2014	2015	2016	2017	2012	2013	2014	2015	2016	2017
Asia n.s.	598	0.2	0.0	0.1	0.0	0.0	0.1
Europe	170	52.9	59.4	211.8	222.0	121.0	89.5	172.2	203.0	74.5	88.8	88.1	115.8
Emerg. & Dev. Europe	903	33.6	21.7	16.8	63.3	34.2	22.6	69.9	88.7	29.5	32.4	54.4	62.3
Albania	914	0.6	5.9	0.1	0.1	1.2	0.0	0.0	0.0
Bulgaria	918	1.7	1.6	2.0	7.3	0.6	1.1	1.0	1.0	1.3	2.5	6.4	6.3
Croatia	960	23.9	1.0	0.0	0.0	0.1	0.0	0.0	0.2	0.2	0.1	0.1
Gibraltar	823	22.2	3.3	0.3	0.0	0.0	3.2
Hungary	944	0.0	0.0	0.1	0.0	0.0	0.5	0.9	1.0	0.5	1.0	1.2
Macedonia, FYR	962	0.1	0.2	0.1	0.0	0.0
Montenegro	943	0.3	0.0	0.0	0.0	0.1
Poland	964	4.1	5.1	4.7	7.5	7.7	9.4	3.3	14.9	4.0	2.9	5.2	13.2
Romania	968	0.6	0.2	0.5	1.3	2.6	2.8	36.2	36.7	0.7	0.9	1.5	1.9
Turkey	186	2.6	7.4	9.4	25.0	23.3	4.6	28.8	35.0	22.3	25.4	37.0	39.7
CIS	901	19.3	37.7	195.0	158.7	86.8	66.9	102.2	114.1	44.9	55.9	33.0	53.1
Armenia	911	0.1	0.0
Belarus	913	0.0	0.4	0.0	0.0	0.0
Georgia	915	0.0	0.0	0.0	0.0	0.2	0.5	0.1	3.8	0.7	0.3
Kazakhstan	916	127.3	101.2	40.0	10.3	0.0
Russian Federation	922	14.7	28.9	12.6	6.4	8.2	16.5	84.9	71.7	39.2	44.9	31.4	52.1
Ukraine	926	4.6	8.8	55.1	51.1	38.6	40.0	17.0	41.5	5.6	7.3	1.0	0.5
Uzbekistan	927	0.2
Europe n.s.	884	0.0	0.1	0.2	0.2	0.5	0.7	0.5
Mid East, N Africa, Pak	440	266.7	307.6	371.2	263.0	221.0	338.9	60.2	45.0	76.5	84.3	59.2	68.5
Afghanistan, I.R. of	512	0.2	0.1	0.7	0.0	0.0	0.0	0.1	0.0
Algeria	612	21.8	0.3	0.3	0.3	0.1	0.1	0.2	0.1	0.1	0.1
Bahrain, Kingdom of	419	1.1	1.0	0.7	0.8	1.0	1.0	4.0	0.0
Djibouti	611	0.3	0.0	0.2	0.4	0.4	0.5	0.4	0.2
Egypt	469	6.7	5.7	8.4	6.2	19.4	16.1	3.0	2.4	3.2	3.1	4.3	5.2
Iran, I.R. of	429	0.2	0.1	0.0	0.7	0.0	12.8	0.8	0.0	0.0	0.2	0.1
Iraq	433	0.1	0.1	1.7	9.9	9.8
Jordan	439	10.1	24.4	11.7	10.8	14.8	14.8	0.6	0.7	0.4	0.6	0.5	0.5
Kuwait	443	7.8	6.1	5.4	6.7	6.1	9.9	0.1	0.0	0.3	0.0
Lebanon	446	1.9	7.9	2.0	1.3	1.6	3.0	0.0	0.2	0.1	0.1	0.1	0.0
Libya	672	0.9	0.7	27.5	13.3	0.4	37.3	0.0
Mauritania	682	0.0	18.0	9.7	9.6	0.0
Morocco	686	1.2	0.5	0.9	0.5	1.0	7.6	0.1	0.0	0.1	0.1	0.3	0.3
Oman	449	0.8	0.4	0.4	0.6	0.9	0.5	0.0	0.3	0.5	1.2	1.1	1.5
Pakistan	564	17.2	8.0	9.2	9.1	14.3	21.2	10.4	9.3	5.9	7.6	3.8	4.8
Qatar	453	0.9	2.9	0.2	1.3	0.9	3.0	0.9	0.3	1.0	1.1	1.7	2.0
Saudi Arabia	456	86.4	67.4	74.9	72.5	73.2	110.6	24.1	27.1	59.0	61.1	39.5	47.0
Somalia	726	0.1	0.3
Sudan	732	0.8	1.8	1.7	4.2	4.4	2.2	0.2	0.3	0.3	0.1	0.3	0.3
Syrian Arab Republic	463	39.4	70.7	92.5	8.3	17.4	7.1	0.0	0.0	0.0	0.0	0.0	0.1
Tunisia	744	22.1	57.3	67.1	26.3	7.7	0.2	0.0	0.4	0.1	0.1
United Arab Emirates	466	46.4	51.3	67.6	80.6	37.2	83.9	3.4	2.9	4.7	8.5	6.7	6.2
Yemen, Republic of	474	0.9	1.1	0.3	0.0	0.1	0.1
Sub-Saharan Africa	603	99.8	155.1	131.4	157.7	191.7	183.1	31.4	7.8	8.5	5.0	5.5	7.9
Angola	614	0.1	15.9	0.0	16.7	0.0	0.0
Benin	638	0.0	0.4	9.0	0.0	0.0
Botswana	616	0.1
Cameroon	622	23.1	0.0	3.0	2.7	0.6	0.0	0.0
Congo, Dem. Rep. of	636	0.1	0.2	5.5	26.4	22.5	9.7	0.0
Congo, Republic of	634	0.0	10.2	15.2	0.1	3.6	0.0	0.0	0.0	0.0
Côte d'Ivoire	662	0.0	0.0	12.7	12.7	62.4	85.7	0.0	0.1	0.2	0.0
Equatorial Guinea	642	0.1	0.3
Eswatini, Kingdom of	734	0.0	0.0	0.8	0.0	0.0	0.1
Estonia	939	0.0	0.1	0.1	0.2	0.2	0.5	12.1	7.4	0.1	1.3	5.0	4.0
Ethiopia	644	0.1	0.1	0.0	0.0	0.0	0.0	0.0	0.0	0.2	0.1	0.4
Gabon	646	0.0	0.3	0.0	0.0	0.0
Ghana	652	66.0	50.8	62.1	81.7	26.3	26.4	0.0	0.6	0.1	0.5	0.1

Guatemala (258)

In Millions of U.S. Dollars

		Exports (FOB)						Imports (CIF)					
		2012	2013	2014	2015	2016	2017	2012	2013	2014	2015	2016	2017
Guinea	656	13.1	18.6	4.1	9.7	12.9	0.0	0.1
Kenya	664	1.2	6.1	1.1	0.8	2.0	7.7	0.0	0.6	0.0	0.0	0.0	0.0
Liberia	668	0.1	0.0
Madagascar	674	0.2	0.0	0.0	0.0
Mali	678	0.0	0.0	7.9
Mauritius	684	0.0	0.0	0.0	0.1	0.0	0.0	0.0
Mozambique	688	0.9	0.2	0.2	0.8	0.0	0.1	0.4	0.2	0.0	0.0
Nigeria	694	24.1	0.1	0.0	0.0	0.0	24.1	0.3	0.2	0.7	0.4	0.9
Rwanda	714	0.2	0.0	0.0
São Tomé & Príncipe	716	0.0	0.0	0.1	0.1
Senegal	722	0.1	0.3	0.4	0.2	12.8	0.0	0.0	0.0	0.1
Seychelles	718	0.0	0.0	0.0	0.0	0.0	0.0	0.1	0.1
Sierra Leone	724	0.0	3.8	4.6	0.0
South Africa	199	6.7	18.4	6.7	3.4	5.5	24.3	6.4	6.5	6.8	3.5	4.2	6.2
Tanzania	738	0.1	0.5	0.4	1.3	2.3	0.0	0.0	0.0	0.0
Togo	742	0.0	15.4	20.5	26.0	0.0
Uganda	746	0.1	0.0	0.0	0.0	0.0
Zambia	754	0.0	0.0	0.1	0.0
Zimbabwe	698	0.2
Western Hemisphere	205	4,255.9	4,116.8	4,491.2	4,516.6	4,481.7	4,657.0	5,897.6	6,209.4	5,851.1	5,817.6	5,537.5	5,871.8
Anguilla	312	0.3	0.0
Antigua and Barbuda	311	0.8	0.3	0.4	0.4	0.7	0.9	0.0	0.0	0.2
Argentina	213	4.4	5.7	3.1	7.5	4.7	3.1	162.5	186.9	57.4	73.2	80.0	151.1
Aruba	314	0.4	0.4	37.4	0.6	0.8	0.8	15.8	0.0	2.2
Bahamas, The	313	4.2	25.3	3.0	5.0	6.8	7.8	0.1	0.2	0.3	0.1	1.4	0.7
Barbados	316	1.5	2.5	1.9	3.1	3.2	3.1	0.1	8.5	8.1	3.8	6.4	6.5
Belize	339	53.9	65.7	91.9	85.5	70.9	71.8	5.2	5.1	7.6	5.6	6.0	9.7
Bermuda	319	0.3	0.0	0.3	0.3	0.0	0.2	0.0	0.0
Bolivia	218	1.2	2.0	1.6	1.2	2.1	2.2	0.2	0.2	2.0	0.3	0.3	0.4
Brazil	223	11.1	16.3	19.1	20.0	36.0	37.4	250.8	249.3	202.4	227.0	215.1	287.6
Chile	228	130.1	107.7	112.7	104.9	90.4	94.6	130.4	121.9	120.0	113.6	100.9	119.5
Colombia	233	61.3	38.6	52.9	62.2	54.0	62.2	551.4	770.0	376.9	376.1	377.0	400.4
Costa Rica	238	424.5	396.2	418.3	417.7	425.7	423.2	476.8	519.8	537.3	599.7	595.5	610.4
Curacao	354	0.4	0.4	0.0
Dominica	321	1.0	0.6	0.1	0.2	0.6	0.4	0.0	5.7	0.0	0.0	0.0	0.0
Dominican Republic	243	115.5	127.6	142.2	150.9	149.3	143.5	124.7	126.2	41.6	38.8	21.6	21.7
Ecuador	248	22.1	22.2	28.1	38.0	22.4	43.7	224.2	134.7	68.0	69.1	50.6	59.5
El Salvador	253	1,110.7	1,108.5	1,264.0	1,239.8	1,204.4	1,216.5	777.1	820.0	830.7	903.7	902.8	972.2
Grenada	328	0.8	0.5	0.8	0.8	0.5	1.3	0.0	0.0
Guyana	336	5.8	3.4	3.7	2.8	3.9	5.9	0.0	0.1	0.2	1.1	0.0	0.8
Haiti	263	22.8	34.7	45.8	41.8	57.4	36.3	0.0	0.2	0.4	0.4	0.7	0.6
Honduras	268	795.5	791.0	885.5	903.4	913.9	967.3	367.1	394.8	424.1	366.6	331.6	383.9
Jamaica	343	27.3	23.7	20.2	29.4	36.0	37.6	0.2	0.2	0.1	0.2	2.2	4.2
Mexico	273	550.2	469.6	433.7	429.8	458.5	510.4	1,915.7	1,860.3	1,951.6	2,040.1	1,942.9	1,964.5
Netherlands Antilles	353	1.6	1.8	0.8	5.0
Nicaragua	278	473.4	486.9	513.7	554.8	569.2	562.2	97.8	109.9	125.1	131.4	120.7	128.2
Panama	283	246.4	237.3	282.1	261.5	248.7	288.5	544.4	584.9	683.3	606.5	565.7	556.7
Paraguay	288	0.8	0.7	1.0	1.2	1.1	0.9	1.2	2.1	2.2	4.0	3.1	3.4
Peru	293	80.2	30.1	30.4	52.6	50.8	86.8	115.9	91.7	204.2	104.1	85.2	70.6
St. Kitts and Nevis	361	0.2	0.5	0.8	0.7	1.3	0.7
St. Lucia	362	2.1	2.4	0.4	0.1	0.4	2.1	3.5	0.0
St. Vincent & Grens.	364	1.4	0.0	0.4	0.3	0.5	0.6	0.0
Suriname	366	4.9	3.2	2.4	2.5	5.3	5.4	0.0	0.0	0.0	0.1	0.3
Trinidad and Tobago	369	27.7	22.8	18.6	23.0	23.6	21.9	21.1	142.5	86.8	4.5	16.8	6.3
Uruguay	298	0.9	0.9	1.6	0.4	0.7	1.1	73.5	63.8	79.1	96.5	92.0	89.0
Venezuela, Rep. Bol.	299	72.2	88.9	71.1	73.8	35.3	14.1	41.2	10.1	39.7	24.0	18.0	18.6
Western Hem. n.s.	399	0.4	0.6	1.7	0.3	0.0	0.0	0.0	23.9
Other Countries n.i.e	910	13.5	12.4	17.4	26.0	20.3	39.9	6.4	2.1	3.0	1.6	1.1	7.2
Cuba	928	12.8	12.0	17.0	21.6	20.2	39.8	6.3	2.0	1.2	1.2	1.0	7.1
Korea, Dem. People's Rep.	954	0.7	0.4	0.4	4.4	0.1	0.2	0.1	0.1	1.9	0.4	0.1	0.1

Guatemala (258)

In Millions of U.S. Dollars

		Exports (FOB)						Imports (CIF)					
		2012	2013	2014	2015	2016	2017	2012	2013	2014	2015	2016	2017
Countries & Areas n.s.	898	60.9	67.6	24.5	20.8
Memorandum Items													
Africa	605	145.6	215.0	201.5	207.4	214.7	202.8	32.2	8.6	9.8	5.9	6.8	8.8
Middle East	405	203.7	239.6	291.7	204.2	183.7	297.3	49.0	34.8	69.3	75.6	54.2	62.7
European Union	998	671.8	661.7	814.2	836.5	941.4	999.5	1,094.6	1,213.6	1,295.7	1,324.9	1,226.4	1,359.4
Export earnings: fuel	080	390.6	360.8	504.8	483.9	336.6	427.7	993.0	1,161.3	678.5	591.5	543.8	595.4
Export earnings: nonfuel	092	9,543.8	9,615.1	10,285.2	10,188.1	10,112.7	10,554.4	15,812.0	16,191.9	17,583.5	17,037.2	16,458.1	17,793.3

Guinea (656)

In Millions of U.S. Dollars

		Exports (FOB)						Imports (CIF)					
		2012	2013	2014	2015	2016	2017	2012	2013	2014	2015	2016	2017
IFS World	
World	001	2,252.9	2,058.4	2,199.3	1,836.8	2,596.4	4,043.6	2,160.5	2,408.8	2,512.8	2,143.5	2,247.7	2,631.5
Advanced Economies	110	1,486.9	1,363.4	735.8	628.5	745.7	460.8	1,227.7	1,387.8	1,295.7	962.0	1,076.2	1,284.7
Euro Area	163	768.2	785.3	456.2	467.0	415.4	355.0	853.6	1,103.0	1,106.9	757.7	796.4	1,060.8
Austria	122	0.0	0.0	0.8	1.6	0.1	0.2	0.8	1.8
Belgium	124	28.1	26.2	30.2	13.8	7.6	4.3	96.6	83.4	90.1	173.5	192.6	267.0
Cyprus	423	0.0	0.1	0.0	0.1	0.1	0.2
Estonia	939	0.0	0.0	0.0	0.2	0.0	0.0	0.1	0.6	0.0	0.0	0.2
Finland	172	0.0	0.0	0.0	0.0	0.0	0.0	1.3	3.0	1.1	0.1	1.0	1.8
France	132	469.1	526.9	93.8	89.0	146.2	100.2	174.0	156.8	135.8	142.9	153.2	177.7
Germany	134	68.4	50.9	94.3	114.8	76.5	64.8	55.2	38.0	31.3	35.5	39.4	71.0
Greece	174	0.0	0.0	2.9	0.0	0.0	0.0	4.2	5.5	2.6	2.8	3.2	4.2
Ireland	178	71.7	70.6	91.4	98.9	91.0	87.9	5.1	3.4	1.6	1.0	2.1	4.1
Italy	136	2.8	1.6	3.1	6.3	4.5	3.5	26.3	23.5	27.9	30.6	28.0	32.8
Latvia	941	e 0.0	e 0.0	e 0.3	0.1	0.0	0.1	4.0	0.1	0.1
Lithuania	946	0.1	0.0	0.0	0.1	0.0	0.0	0.1	0.0
Luxembourg	137	e 0.0	e 0.0	e 0.0	e 0.0	3.0	2.0	2.3	1.9	1.0	2.4
Malta	181	12.0	11.4	0.0	0.1	0.1	0.1
Netherlands	138	6.8	2.4	4.1	7.5	9.9	5.1	438.4	732.3	769.6	287.2	325.4	444.1
Portugal	182	0.6	0.6	0.4	1.0	1.2	0.3	6.1	4.4	5.1	24.3	11.1	10.1
Slovak Republic	936	0.2	0.0	0.0	0.2	0.4	0.1	0.7	0.1	0.0	0.0
Slovenia	961	e 0.0	e 0.0	e 0.0	e 0.0	0.2	18.7	0.0	0.1
Spain	184	120.2	106.2	136.0	135.9	78.2	88.4	30.0	37.3	37.5	34.8	38.3	43.0
Australia	193	3.5	9.1	0.2	0.1	0.0	0.0	31.7	11.1	9.1	1.7	1.2	3.0
Canada	156	54.0	34.2	51.0	44.1	35.4	44.3	23.4	12.2	5.5	4.8	6.1	6.4
China,P.R.: Hong Kong	532	0.3	0.2	0.3	0.0	0.0	0.0	8.6	10.8	7.6	2.0	3.2	5.1
China,P.R.: Macao	546	0.2	0.2	0.2
Czech Republic	935	0.1	0.0	0.2	0.6	0.5	1.2	0.3	0.4	0.4
Denmark	128	0.0	0.0	0.2	0.2	0.0	0.0	10.2	18.4	7.2	14.0	16.1	11.3
Iceland	176	0.0	0.0	0.3	0.3	0.1	3.2
Israel	436	2.4	1.9	6.9	0.0	0.0	0.0	0.7	2.7	1.8	3.2	4.4	4.8
Japan	158	0.1	0.0	0.0	0.0	0.1	0.1	52.6	44.3	43.1	15.5	10.5	9.9
Korea, Republic of	542	0.1	1.1	4.3	2.2	4.7	3.0	22.4	23.5	17.0	14.5	44.8	12.8
New Zealand	196	0.0	0.0	0.4	0.0	0.3	0.1	0.4	0.2	1.4	0.7	0.3	0.3
Norway	142	0.0	0.0	0.5	0.1	0.8	0.2	0.2	0.3
Singapore	576	0.9	0.2	0.6	0.2	0.1	1.1	48.5	29.5	16.5	54.0	110.0	71.8
Sweden	144	0.0	0.0	0.0	0.0	0.0	0.0	17.0	11.5	3.4	2.8	3.5	8.3
Switzerland	146	576.7	457.0	106.6	26.5	279.6	49.9	14.7	16.3	6.2	11.1	21.6	16.3
Taiwan Prov.of China	528	0.0	0.0	0.0	0.1	0.0	0.8	5.7	7.7	3.6	4.8	5.9	8.4
United Kingdom	112	0.4	0.2	0.6	3.8	0.6	0.5	11.8	23.3	19.3	13.9	9.5	6.8
United States	111	80.1	74.0	108.2	84.2	9.4	5.9	125.0	72.6	45.1	57.2	42.0	57.9
Emerg. & Dev. Economies	200	525.3	412.9	1,209.1	943.1	1,559.2	3,085.9	924.6	1,011.2	1,216.2	1,181.3	1,171.2	1,346.5
Emerg. & Dev. Asia	505	54.2	93.2	293.4	300.9	843.9	1,859.5	522.4	606.7	753.7	626.2	642.0	708.6
Bangladesh	513	0.1	0.3	0.3	0.1	0.1	0.2	0.2	0.2	0.2	0.5
Cambodia	522	0.0	0.0	0.0	0.1	0.2	0.1	0.1	0.1	0.1
China,P.R.: Mainland	924	5.5	42.7	26.4	27.9	689.1	1,623.4	223.3	279.3	351.6	319.2	301.2	340.3
India	534	34.6	43.2	251.4	257.6	114.8	196.3	159.1	171.4	253.2	232.8	278.0	317.7
Indonesia	536	0.6	0.2	0.4	0.5	1.6	9.7	10.0	19.7	12.1	7.4	7.7
Malaysia	548	9.2	3.8	7.3	6.4	30.0	27.5	22.7	27.3	29.6	28.8	10.4
Myanmar	518	e 0.1	e 0.0	31.6	37.2	9.2
Nepal	558	e 1.0	e 0.0	e 0.2	e 0.0
Philippines	566	0.0	0.0	0.0	2.3	0.1	0.0	0.0	0.1
Samoa	862	0.1	0.1	0.1
Sri Lanka	524	0.0	0.0	0.7	0.8	1.3	1.1	1.0	1.5
Thailand	578	0.0	0.2	0.9	0.4	0.7	0.6	10.4	7.1	72.4	5.9	18.2	10.8
Vietnam	582	3.1	2.9	6.9	7.6	7.3	11.6	50.0	58.8	0.8	10.9	10.8	12.8
Asia n.s.	598	12.2	14.2	15.5	15.0	14.6	17.0
Europe	170	71.6	68.1	45.9	56.1	49.8	57.0	44.2	71.9	67.0	78.1	66.9	93.2
Emerg. & Dev. Europe	903	18.8	19.4	5.4	7.1	9.4	16.7	34.9	62.4	53.5	62.1	51.3	72.3
Albania	914	0.0	0.0	0.4	0.4	0.0	0.0	0.0	0.0

Guinea (656)

In Millions of U.S. Dollars

		Exports (FOB)						Imports (CIF)					
		2012	2013	2014	2015	2016	2017	2012	2013	2014	2015	2016	2017
Bulgaria	918	1.8	2.8	0.5	0.2	0.9	0.8
Croatia	960	0.0	0.0	0.0	0.0	0.1	0.0	0.2	0.0	0.0	0.0
Gibraltar	823	1.3	1.6	0.6	0.4	0.6	0.9
Hungary	944	0.0	0.1	0.5	0.3	0.0	0.1	0.1
Macedonia, FYR	962	e 0.1	e 0.0	e 0.0	e 0.0	0.0	0.0	0.0	0.0	0.0
Poland	964	2.0	1.2	2.1	3.6	3.0	3.8	11.8	15.7	14.6	12.3	16.9	18.6
Romania	968	15.1	14.1	2.5	1.1	2.6	1.9	1.0	0.4	1.2	12.5	1.4	6.9
Serbia, Republic of	942	0.0	0.0	0.1	0.0
Turkey	186	1.6	4.1	0.8	2.3	3.9	11.0	18.4	40.9	36.2	36.7	31.5	45.1
CIS	901	52.8	48.7	40.5	49.1	40.4	40.4	9.2	9.5	13.2	15.8	15.4	20.7
Armenia	911	0.0	0.1	0.0	0.0	0.0	0.0
Azerbaijan, Rep. of	912	8.0	0.0	0.0	0.1	0.0	0.0	0.2	0.2	0.2
Belarus	913	0.0	0.7	0.4	0.6	0.1	0.2	0.6
Moldova	921	0.0	e 0.1
Russian Federation	922	0.0	0.0	0.0	0.1	0.0	0.0	5.5	5.3	5.5	11.6	9.2	16.9
Ukraine	926	44.8	48.7	40.4	49.0	40.3	40.3	3.0	3.8	7.1	3.9	5.9	3.0
Europe n.s.	884	0.0	0.0	0.2	0.2	0.2	0.2
Mid East, N Africa, Pak	440	133.4	159.5	407.8	168.6	213.7	372.9	196.7	203.6	242.7	260.8	222.0	251.6
Algeria	612	0.0	0.0	0.2	0.4	1.5	0.6	0.8	0.4	0.3	0.5	1.4
Bahrain, Kingdom of	419	e 0.0	e 0.0	e 0.1	e 0.0	e 0.0	e 0.0	0.0	0.0	1.1	1.0	1.2
Egypt	469	0.1	0.1	0.0	0.1	0.7	1.0	3.5	3.7	4.1	4.0	3.1	3.2
Iran, I.R. of	429	1.7	2.0	12.0	6.1	6.7	11.5	0.1	0.2	0.2	0.2	0.1	0.2
Jordan	439	0.0	0.0	0.2	0.1	0.3	2.4	1.8	6.6
Kuwait	443	0.0	0.0	0.0	0.1	0.1	0.1	0.0	0.0	0.1
Lebanon	446	0.2	3.2	2.7	2.2	34.9	49.4	19.8	9.6	19.4	49.1	41.6	35.2
Libya	672	0.0	0.0	0.7	0.0	0.0	0.0	0.0	0.0	0.0
Mauritania	682	2.4	3.2	0.5	0.3	0.9	2.0	0.3	0.3	0.3	0.7	0.6	0.6
Morocco	686	4.3	2.1	1.3	3.7	5.2	3.4	65.3	87.4	75.8	31.0	20.3	42.8
Pakistan	564	0.0	0.0	0.4	0.0	0.0	2.3	33.4	31.7	39.8	3.0	1.6	0.3
Qatar	453	1.5	1.5	0.1	0.1	0.2	0.4	0.4	11.6
Saudi Arabia	456	0.1	0.1	0.0	0.0	16.6	18.7	24.8	24.4	23.1	23.1
Sudan	732	0.0	0.0	0.0	0.0	0.0	0.0	0.0	0.0	1.8	1.8	1.8
Syrian Arab Republic	463	e 0.0	e 0.0	e 0.0	e 0.0	e 0.0	e 0.0	0.0	0.0	0.0	0.1	0.1	0.1
Tunisia	744	0.0	0.1	0.1	0.6	2.3	3.0	3.4	3.2	2.4	2.4
United Arab Emirates	466	123.1	147.3	389.9	156.1	164.7	301.2	54.2	48.0	74.0	139.3	123.5	121.0
Sub-Saharan Africa	603	69.2	89.4	461.5	416.7	451.0	769.8	108.7	89.0	95.9	173.5	199.6	234.8
Angola	614	16.0	18.8	0.4	0.1	0.1	0.1	0.6	0.7	0.0	0.1	0.1	0.1
Benin	638	1.7	2.0	0.0	1.9	2.1	3.6	0.2	0.2	1.3	0.8	0.8	0.9
Burkina Faso	748	2.4	3.0	1.4	1.6	2.0	3.6	0.2	0.2	2.0	0.5	0.5	0.6
Burundi	618	0.0	0.0	0.1	0.1	0.1
Cameroon	622	0.2	0.2	0.1	0.2	0.2	0.4	0.2	0.2	0.3	0.2	0.2	0.2
Chad	628	0.6	0.7	0.0	0.0	0.0	0.0	0.0	0.0	0.0	0.0	0.0
Congo, Dem. Rep. of	636	0.1	0.1	0.2	0.2	0.2	0.3	0.1	0.1	0.0	0.2	0.2	0.3
Congo, Republic of	634	2.8	3.3	0.7	0.1	0.1	0.1	0.0	0.0	0.0	0.0	0.0	0.0
Côte d'Ivoire	662	0.0	3.8	0.4	1.1	0.8	0.8	13.1	17.0	24.9	6.7	6.7	11.0
Equatorial Guinea	642	5.3	6.3	0.4	0.1	0.1	0.1	0.1	0.1	0.0	0.0	0.0	0.0
Eswatini, Kingdom of	734	0.0	20.4	22.5	38.3	0.0	0.0	2.0	0.9	0.9	1.1
Estonia	939	0.0	0.0	0.0	0.2	0.0	0.0	0.1	0.6	0.0	0.0	0.2
Gabon	646	0.0	0.0	0.4	0.2	0.2	0.4	0.0	0.0	0.0	0.8	0.8	0.9
Gambia, The	648	0.1	0.1	0.3	0.3	0.3	0.5	0.0	0.0	0.1	0.0	0.0	0.0
Ghana	652	1.6	1.9	424.1	346.5	381.4	650.8	6.5	7.6	4.9	57.0	56.6	66.7
Guinea-Bissau	654	0.2	0.3	0.3	0.2	0.2	0.4	0.1	0.1	0.0	0.0	0.0
Kenya	664	0.0	0.0	0.1	0.0	0.0	0.1	0.1	0.1	0.2	0.2	0.5
Liberia	668	5.5	7.0	2.8	2.6	3.7	7.0	0.1	0.1	0.1	9.4	9.3	11.0
Madagascar	674	0.0	0.0	0.0	0.0	0.0	0.0	0.0	0.0	1.1	1.1	1.3
Mali	678	12.0	12.2	17.5	23.8	23.8	36.6	11.8	14.0	15.3	13.0	12.9	15.6
Mauritius	684	0.0	0.1	0.1	0.1	0.1	0.0	0.6	0.0	0.0
Mozambique	688	0.0	0.1	0.1	0.1	0.0	0.0	0.0
Namibia	728	0.1	0.1	0.0
Niger	692	0.9	1.1	0.9	0.8	0.9	1.6	0.0	0.0	0.1	0.0	0.0	0.0

Guinea (656)

In Millions of U.S. Dollars

		Exports (FOB)						Imports (CIF)					
		2012	2013	2014	2015	2016	2017	2012	2013	2014	2015	2016	2017
Nigeria	694	0.1	0.1	0.1	0.0	0.0	0.1	2.7	2.6	5.2	6.5	5.8	6.1
Senegal	722	2.0	8.0	2.2	9.9	3.4	8.5	17.8	13.7	13.9	38.2	49.8	28.3
Sierra Leone	724	12.8	16.5	5.3	5.3	7.9	15.2	0.6	0.7	1.9	14.1	14.0	16.5
South Africa	199	4.7	3.9	3.3	0.3	0.0	0.1	54.3	31.0	22.2	20.7	35.9	70.0
Tanzania	738	0.0	0.3	0.3	0.2	0.0	0.0	0.0	1.3	1.3	1.0
Togo	742	0.0	0.0	0.1	0.0	0.1	0.0	0.2	0.2	1.8	0.8	2.3	2.2
Uganda	746	0.0	0.6	0.6	0.6	0.0	0.0	0.1	0.0	0.0	0.0
Zambia	754	0.1	0.0	0.1	0.0	0.1	0.0
Zimbabwe	698	0.1	0.0	0.0	0.0	0.0	0.0	0.0	0.1	0.1	0.2
Western Hemisphere	205	196.8	2.7	0.5	0.9	0.8	26.7	52.7	39.9	56.8	42.6	40.7	58.3
Argentina	213	0.0	0.0	0.0	15.2	0.2	0.2	0.2	0.3	1.0	1.0
Belize	339	0.4
Brazil	223	4.3	0.8	0.1	0.1	0.0	10.9	41.0	28.6	44.8	36.8	24.0	37.8
Chile	228	190.9	0.0	0.0	0.0	0.6	0.5	0.0	0.1	0.1	0.2
Colombia	233	0.0	0.0	0.1	0.1	0.2	0.7	1.3	2.0
Curacao	354	0.0	0.1	0.1	0.0	0.1
Dominican Republic	243	e 0.1	e 0.0	e 0.0	0.0	0.0
Ecuador	248	e 0.1	e 0.4
Guatemala	258	0.0	0.1	0.1	0.1	9.9	9.9	7.1	3.7	13.3	16.6
Haiti	263	0.1	0.0	0.0
Honduras	268	0.1	0.1	0.1	0.0	0.0
Jamaica	343	0.1	0.1	0.0	0.0	0.0
Mexico	273	0.0	0.0	0.0	0.2	0.2	0.5	0.0	0.1	0.1
Montserrat	351	0.1
Panama	283	1.2	1.2	0.0	0.0	0.1	0.0	0.0	0.0
Paraguay	288	0.2	0.3
Peru	293	0.0	0.0	0.0	0.0	0.1	0.1	0.0	0.1	0.1	0.2
St. Vincent & Grens.	364	e 0.0	e 0.0	e 0.0	e 0.0	e 0.0	e 0.0	e 0.1	e 0.0	e 0.0
Suriname	366	0.0	0.0	0.0	0.0	0.1
Trinidad and Tobago	369	e 0.0	e 0.1	e 0.7	e 0.6	e 0.5	0.0	0.0
Uruguay	298	0.0	0.0	0.2	0.1	0.3	0.6	0.4	0.2
Venezuela, Rep. Bol.	299	2.9
Western Hem. n.s.	399	0.0	0.0	0.1	0.1	0.1	0.1
Other Countries n.i.e	910	1.6	1.6	1.4	2.8	2.8	4.2	7.8	9.2	0.5	0.2	0.2	0.3
Cuba	928	0.1	0.1	0.0	0.0	0.0	0.0	0.0	0.0	0.0
Korea, Dem. People's Rep.	954	1.5	1.6	1.4	2.8	2.8	4.2	7.8	9.2	0.5	0.2	0.2	0.3
Countries & Areas n.s.	898	239.2	280.5	253.0	262.3	288.7	492.7	0.4	0.5	0.4
Memorandum Items													
Africa	605	76.0	94.7	463.4	420.8	457.6	777.2	177.3	180.5	175.8	210.5	225.2	283.8
Middle East	405	126.7	154.2	405.5	164.4	207.1	363.1	94.7	80.5	123.0	220.9	194.8	202.2
European Union	998	785.9	800.8	461.8	475.8	421.6	361.2	908.1	1,176.2	1,154.8	813.7	845.1	1,114.0
Export earnings: fuel	080	159.3	180.4	405.0	163.4	172.9	315.6	81.0	76.7	113.7	185.7	166.1	184.9
Export earnings: nonfuel	092	2,093.7	1,878.0	1,794.3	1,673.4	2,423.5	3,728.0	2,079.5	2,332.1	2,399.1	1,957.8	2,081.5	2,446.6

Guinea-Bissau (654)

In Millions of U.S. Dollars

		Exports (FOB)						Imports (CIF)					
		2012	2013	2014	2015	2016	2017	2012	2013	2014	2015	2016	2017
IFS World	
World	001	153.6	216.3	248.3	308.4	365.5	380.9	249.2	268.2	281.3	231.1	256.2	295.5
Advanced Economies	110	7.8	3.8	6.5	4.8	11.3	4.5	138.9	140.0	139.8	124.7	134.3	168.4
Euro Area	163	0.2	0.2	1.4	0.3	6.2	0.0	135.3	137.4	132.9	122.3	131.2	165.2
Austria	122	e 0.0	e 0.0	e 0.1	e 0.1	e 0.0	e 0.1	e 4.0
Belgium	124	e 0.2	e 0.0	e 0.0	e 0.8	e 0.0
Finland	172	e 0.2	e 0.2	e 0.3	e 0.6	e 0.5	e 0.2
France	132	0.0	0.0	5.1	4.6	7.7	4.5	3.3	2.4
Germany	134	e 0.0	e 0.0	e 5.3	e 0.0	0.0	0.1	0.1	0.1	0.1	0.1
Greece	174	e 0.0	e 0.2	e 0.1	e 0.3	e 0.1	e 0.2
Ireland	178	e 0.1	e 0.0	e 0.0	e 0.0
Latvia	941	e 0.1	e 0.1	e 0.1	e 0.1	e 0.0	e 0.0
Lithuania	946	e 0.0	e 0.0	e 0.2	e 0.1
Luxembourg	137	e 0.0	e 0.0	e 0.0	e 0.1	e 0.2	e 0.1
Netherlands	138	0.0	0.0	1.2	0.2	0.1	0.0	8.3	9.8	8.7	8.8	11.2	22.6
Portugal	182	0.0	0.0	0.0	0.0	0.0	0.0	119.9	120.6	112.8	105.9	112.9	133.6
Slovenia	961	e 0.0	e 0.1	e 0.0	e 0.0	e 0.0	e 0.0	e 0.8	e 0.3	e 0.7	e 0.3	e 0.5	e 0.4
Spain	184	1.0	1.5	2.1	2.0	2.0	1.5
Canada	156	e 0.0	e 0.0	e 0.0	e 0.0	e 0.0	e 0.0	e 0.1	e 0.1	e 0.0	e 0.0	e 0.2	e 0.1
China,P.R.: Hong Kong	532	e 0.1	e 0.0	e 0.0	e 0.4	e 0.6	e 1.1	e 1.4	e 1.4	e 2.2
Czech Republic	935	e 0.0	e 0.1	e 0.1	e 0.0	e 0.0
Israel	436	e 0.3
Japan	158	e 0.0	e 0.6	e 0.5	e 0.0	0.0	0.0	0.4	0.0	0.3	0.2
Korea, Republic of	542	e 0.2	e 0.0	e 0.3	e 0.3	e 1.1	e 1.3	e 0.3	e 0.2	e 0.2	e 0.4	e 0.4	e 0.3
New Zealand	196	e 0.0	e 0.0	e 0.0	e 0.1	e 0.1
Singapore	576	2.8	2.8	2.9	3.6	3.2	2.8	0.0	0.0	0.0	0.1
Switzerland	146	e 4.0	e 0.0	e 2.7	e 1.6	e 0.2	e 0.3	e 0.3	e 0.3
Taiwan Prov.of China	528	e 0.4	e 0.7	e 1.4	e 0.6	e 0.0	e 0.0	e 0.5	e 0.0
United Kingdom	112	e 0.1	e 0.0	e 0.0	e 0.3	0.0	0.1	4.4	0.0	0.1	0.1
United States	111	0.0	0.1	0.0	0.0	0.0	0.0
Emerg. & Dev. Economies	200	144.3	210.9	239.5	301.4	351.9	373.7	110.1	128.0	141.3	106.2	121.8	127.0
Emerg. & Dev. Asia	505	132.9	150.9	212.6	247.5	284.5	337.4	24.3	26.8	32.0	34.5	33.7	45.2
Bangladesh	513	e 1.2	e 1.6	e 1.0	e 1.0	e 2.1	e 0.7
China,P.R.: Mainland	924	6.6	16.8	50.0	17.8	0.2	0.4	13.6	10.1	14.7	16.7	18.3	29.0
India	534	126.1	133.9	162.4	199.6	217.5	256.9	0.2	0.3	0.4	0.2	0.4	0.3
Indonesia	536	e 0.0	e 0.1	e 1.8	e 5.2	e 5.3	e 4.2	e 3.1	e 4.3
Malaysia	548	e 0.1	e 0.1	e 0.1	e 0.0	e 0.0	e 2.5	e 5.3	e 5.4	e 4.6	e 4.9	e 5.3
Myanmar	518	e 0.0	e 0.0	e 0.5
Philippines	566	e 0.2	e 0.0	e 0.0	e 0.0	e 0.0	e 0.1
Sri Lanka	524	e 0.0	e 0.0	e 0.2	e 0.2
Thailand	578	e 0.1	e 0.1	e 0.0	e 0.0	e 0.2	4.8	4.2	5.1	7.7	4.5	4.8
Vietnam	582	e 30.1	e 66.6	e 80.0
Europe	170	0.6	0.4	0.7	1.5	33.1	0.9	4.4	8.3	10.2	8.4	7.9	7.7
Emerg. & Dev. Europe	903	0.6	0.1	0.6	1.5	1.5	0.9	4.3	8.3	10.0	8.4	7.8	7.4
Bulgaria	918	e 0.0	e 0.1	e 0.0	e 0.0	e 0.0
Croatia	960	e 0.0	e 0.0	e 0.0	e 0.1
Hungary	944	e 0.1	e 0.5	e 0.1	e 0.0	e 0.1	e 0.0	e 0.1
Poland	964	e 0.0	e 0.0	e 0.0	e 1.4	e 2.5	e 3.3	e 2.4	e 2.6	e 3.1
Romania	968	e 0.0	0.0	0.0	0.1	0.1	0.7	0.1
Turkey	186	e 0.6	e 0.1	e 0.5	e 1.5	e 1.5	e 0.8	e 2.3	e 5.7	e 6.6	e 5.8	e 4.4	e 4.1
CIS	901	0.0	0.2	0.1	0.0	31.5	0.0	0.0	0.1	0.2	0.1	0.1	0.3
Belarus	913	e 0.0	e 0.0	e 0.0	e 31.5	e 0.0	e 0.2
Russian Federation	922	0.1	0.0	0.0	0.0	0.0	0.0	0.1	0.0	0.1	0.1
Ukraine	926	e 0.2	e 0.0	e 0.2	e 0.0
Mid East, N Africa, Pak	440	0.1	0.1	0.5	4.0	6.4	0.1	26.4	20.7	27.1	22.9	27.5	34.1
Egypt	469	e 0.0	e 0.0	e 0.1	0.0	0.0	0.0	0.0	0.0	0.0
Jordan	439	e 1.2	e 0.0
Lebanon	446	e 0.0	e 0.0	e 0.1	e 0.0	e 0.1	e 0.3	e 0.3	e 0.3	e 0.1	e 0.1
Morocco	686	e 0.0	e 0.0	e 0.0	e 0.0	e 0.1	5.0	5.2	5.0	3.2	5.5	4.8
Oman	449	e 0.0	e 0.1

Guinea-Bissau (654)

In Millions of U.S. Dollars

		Exports (FOB)						Imports (CIF)					
		2012	2013	2014	2015	2016	2017	2012	2013	2014	2015	2016	2017
Pakistan	564	e 10.3	e 5.2	e 11.6	e 13.8	e 17.1	e 25.0
Qatar	453	e 0.5	e 0.9
Saudi Arabia	456	e 0.1	e 0.3	e 10.3	e 9.9	e 9.1	e 5.3	e 4.5	e 3.7
Tunisia	744	e 0.0	e 0.0	e 0.0	e 0.1	e 0.1	e 0.1	e 0.2	e 0.1	e 0.3
United Arab Emirates	466	e 0.0	e 3.8	e 5.0
Sub-Saharan Africa	603	5.7	59.5	25.1	47.9	26.6	35.3	51.2	71.1	68.8	38.4	49.6	39.3
Angola	614	e 0.1	e 0.2	e 0.0	e 2.6	e 1.9	e 2.0
Benin	638	e 0.0	e 1.7	e 0.5	e 1.6	e 0.5	e 0.5
Burkina Faso	748	e 0.0	e 0.0	e 0.0	e 0.0	e 0.2	e 0.0	e 0.1
Cabo Verde	624	0.0	0.1	0.1	0.1	0.1	0.1	0.1	0.1	0.1	0.1	0.1	0.1
Cameroon	622	e 5.7	e 2.2	e 1.5	e 1.1	e 2.9	e 0.0
Congo, Republic of	634	e 0.5	e 0.0	e 0.0	e 0.0	e 0.0
Côte d'Ivoire	662	e 0.0	e 4.8	e 2.6	e 3.1	e 2.6	0.0	0.0	0.0
Ethiopia	644	e 0.2	e 0.2	e 0.2	e 0.2
Gambia, The	648	0.2	0.3	0.4	0.4	0.4	0.5	2.5	2.3	3.5	2.3	2.5	3.0
Ghana	652	e 0.1	e 11.4	e 8.3	e 9.5	e 9.5	e 4.6	e 0.3	e 0.1	e 0.1	e 0.1	e 0.1	e 0.1
Guinea	656	0.0	0.0	0.0	0.0	0.0	0.0	0.6	0.6	0.9	0.6	0.6	0.8
Kenya	664	e 0.0	e 0.0	e 0.1	e 0.1	e 0.0	e 0.1
Liberia	668	0.1	0.1	0.1	0.1	0.1	0.1
Madagascar	674	e 0.1	e 0.0
Niger	692	e 0.0	e 0.0	e 0.9
Nigeria	694	e 21.0	e 16.4	e 14.7
Senegal	722	0.0	0.0	0.0	45.7	67.0	60.0	31.6	44.1	33.8
South Africa	199	e 0.0	e 0.1	e 0.0	e 0.0	e 0.0	e 0.0	e 0.8	e 0.7	e 3.7	e 1.2	e 1.1	e 0.8
Togo	742	e 5.1	e 14.2	e 13.0	e 13.2	e 10.0	e 7.2	e 0.0	e 0.1	e 2.3	e 0.7	e 0.3
Western Hemisphere	205	4.9	0.1	0.6	0.6	1.4	0.1	3.8	1.1	3.3	2.1	3.1	0.8
Argentina	213	e 0.0	e 0.2	e 0.4
Brazil	223	e 4.9	e 0.1	e 0.5	e 1.3
Colombia	233	e 0.0	e 0.0	e 0.0	e 0.2
Mexico	273	e 0.0	e 0.0	e 0.2	e 0.0	e 0.0	e 0.0	e 0.5	e 0.0	e 0.1
Paraguay	288	e 0.1	e 0.3
Peru	293	e 0.0	e 0.2	e 0.0	e 0.0	e 0.1	e 0.0
Uruguay	298	e 3.2	e 0.7	e 2.8	e 1.7	e 2.8	e 0.5
Other Countries n.i.e	910	1.4	1.6	2.2	2.3	2.3	2.7	0.2	0.2	0.2	0.2	0.1	0.2
Cuba	928	e 0.1	e 0.1	e 0.1	e 0.1	e 0.0	e 0.1
Korea, Dem. People's Rep.	954	1.4	1.6	2.2	2.3	2.3	2.7	0.1	0.1	0.1	0.1	0.1	0.1
Memorandum Items													
Africa	605	5.7	59.5	25.2	47.9	26.7	35.3	56.4	76.4	73.8	41.7	55.3	44.4
Middle East	405	0.1	0.0	0.5	3.9	6.3	0.1	10.9	10.2	10.3	5.7	4.7	4.0
European Union	998	0.3	0.2	1.4	0.3	6.2	0.4	137.3	140.1	140.6	125.1	134.7	168.6
Export earnings: fuel	080	0.2	21.1	1.0	22.8	7.0	16.8	10.8	10.0	10.1	5.4	4.6	4.2
Export earnings: nonfuel	092	153.4	195.2	247.3	285.6	358.5	364.1	238.4	258.2	271.2	225.7	251.5	291.3

Guyana (336)

In Millions of U.S. Dollars

		Exports (FOB)						Imports (CIF)					
		2012	2013	2014	2015	2016	2017	2012	2013	2014	2015	2016	2017
IFS World		1,415.4	1,996.7
World	001	1,435.6	1,362.4	1,172.7	1,282.7	1,450.5	1,646.1	1,999.9	1,866.2	1,786.3	2,191.3	1,636.4	1,761.5
Advanced Economies	110	1,084.4	1,016.4	793.0	751.9	1,006.9	1,021.3	794.4	719.5	690.9	1,386.2	711.6	750.8
Euro Area	163	110.0	105.3	108.5	172.8	153.1	175.2	66.4	103.8	69.4	72.4	53.9	84.2
Austria	122	0.0	0.0	0.0	0.0	0.4	0.6	0.4	0.4	0.5	0.8
Belgium	124	14.3	20.9	23.0	33.3	26.8	57.9	7.4	13.2	12.6	9.6	8.8	9.5
Cyprus	423	0.0	0.1	0.0	0.0	0.8	0.0	0.1	0.0	0.1	0.0
Estonia	939	1.0	0.1	0.3	0.1	0.1	0.1	0.2
Finland	172	0.0	0.0	0.0	8.5	33.0	0.6	1.4	0.4	0.5
France	132	20.8	17.3	16.0	12.9	6.4	10.8	2.1	4.8	3.7	2.2	2.4	3.0
Germany	134	7.4	7.5	9.1	58.4	30.6	42.3	13.1	17.8	6.9	19.9	8.1	29.9
Greece	174	0.0	0.0	0.0	2.0	1.7	0.1	0.0	0.0	0.0	0.0	0.0
Ireland	178	0.0	0.1	6.5	9.2	8.2	3.7	2.6	3.5	2.7	2.0	1.6	1.5
Italy	136	4.2	6.8	4.2	18.9	23.2	13.8	4.2	4.5	5.5	4.7	3.8	4.3
Latvia	941	0.0	0.0	0.1
Lithuania	946	0.4	0.0	1.2	0.2	0.0	0.2
Luxembourg	137	0.7	2.0	1.1	0.0	1.0	0.3	0.0	0.2
Malta	181	0.1	0.1	0.1	0.1	0.0	0.2
Netherlands	138	34.7	29.5	20.4	9.0	11.6	11.0	24.7	24.0	33.8	29.7	25.6	31.1
Portugal	182	18.6	15.2	19.6	15.4	21.7	13.3	0.2	0.2	0.2	0.4	0.4	0.5
Slovak Republic	936	0.0	0.0	0.0	0.1	0.1	0.1	0.1	0.2
Slovenia	961	2.1	5.5	0.0	0.0	0.0	0.0	0.1
Spain	184	7.1	6.0	3.2	14.7	22.6	20.0	1.5	1.3	1.5	1.6	2.1	1.9
Australia	193	0.7	0.3	0.3	0.1	0.3	0.4	1.8	1.3	12.3	6.8	2.8	4.1
Canada	156	506.2	414.3	263.6	158.6	444.3	409.2	43.0	38.6	17.6	20.5	37.4	26.8
China,P.R.: Hong Kong	532	3.3	5.8	8.1	7.4	7.1	7.4	7.5	4.5	5.8	7.7	7.2	11.1
Czech Republic	935	0.0	0.0	0.0	0.0	0.0	0.0	0.1	0.3	0.4	0.1	0.1	0.6
Denmark	128	0.3	0.0	0.0	0.0	0.0	0.0	39.1	3.8	4.9	3.7	2.5	3.9
Iceland	176	0.0	0.1	0.0	0.0	0.1	0.3
Israel	436	0.1	2.5	2.6	1.2	5.8	1.1	0.3	1.4	1.0	0.6	0.3	1.2
Japan	158	4.1	4.8	4.9	2.6	2.0	5.0	77.9	61.4	59.4	56.1	50.7	50.2
Korea, Republic of	542	0.8	0.5	0.8	1.7	13.0	1.3	23.4	9.2	17.3	700.7	15.2	24.6
New Zealand	196	0.9	1.8	1.7	1.3	1.7	1.5	19.7	28.7	14.7	23.5	15.5	18.7
Norway	142	0.0	0.0	0.1	0.0	0.3	0.1	0.5	1.0
Singapore	576	7.5	4.3	3.7	4.0	4.4	1.9	2.0	2.2	2.6	2.2	4.9	6.5
Sweden	144	2.0	1.3	1.2	0.0	0.0	1.5	6.8	1.9	10.9	1.9	3.3
Switzerland	146	0.2	0.3	19.0	19.6	2.1	2.4	4.5	5.8	15.0	8.7
Taiwan Prov. of China	528	0.2	0.1	2.8	3.3	3.0	5.6	11.5	2.6
United Kingdom	112	114.6	116.1	97.1	91.2	56.0	127.2	48.8	45.8	48.7	40.2	43.9	36.9
United States	111	333.5	359.3	300.2	310.9	299.7	271.1	457.8	405.8	427.2	429.4	448.2	466.3
Vatican	187	0.5	0.0	0.0
Emerg. & Dev. Economies	200	351.0	345.9	379.7	530.7	443.5	615.9	1,199.8	1,132.3	1,083.8	797.6	910.8	1,006.8
Emerg. & Dev. Asia	505	18.3	18.4	27.8	28.6	25.1	32.4	238.2	202.0	180.3	151.7	151.1	193.4
Bangladesh	513	0.0	0.0	0.0	0.1	0.3	0.0	0.1	0.0	0.1	0.0	0.0
China,P.R.: Mainland	924	13.5	7.3	22.8	20.1	16.4	24.6	194.1	165.4	133.8	113.5	119.3	157.1
F.T. French Polynesia	887	0.1	0.0	0.4	0.6	0.2
F.T. New Caledonia	839	0.2	0.0	0.1	0.1	0.0
Guam	829	0.1	0.0	0.0	0.0
India	534	2.4	8.8	2.5	6.0	5.7	1.5	18.5	20.9	22.6	21.3	15.5	21.6
Indonesia	536	0.3	0.2	0.0	0.0	0.0	0.0	2.6	2.1	2.2	2.2	1.7	2.4
Malaysia	548	0.1	0.4	0.1	0.1	0.2	6.3	4.3	10.6	4.9	5.2	4.6
Maldives	556	0.1	0.7
Nepal	558	0.0	0.0	0.0	0.0	0.1
Philippines	566	0.3	0.6	0.6	0.9	0.9	1.1	0.0	0.1	0.0	0.0	0.0	0.0
Solomon Islands	813	0.0	0.1
Sri Lanka	524	0.0	0.0	0.0	0.0	0.1	0.3	0.2	0.2	0.2	0.3
Thailand	578	0.4	0.3	0.3	0.6	0.6	0.5	8.7	7.9	6.8	6.4	6.2	6.0
Tuvalu	869	0.1
Vietnam	582	1.4	0.9	1.0	0.6	0.6	3.2	0.6	1.0	1.1	0.7	0.8	1.0
Asia n.s.	598	0.0	7.0	0.0	3.0	2.1	2.0	0.3

Guyana (336)

In Millions of U.S. Dollars

		Exports (FOB)						Imports (CIF)					
		2012	2013	2014	2015	2016	2017	2012	2013	2014	2015	2016	2017
Europe	170	34.9	36.5	32.3	46.7	39.2	47.8	19.7	16.7	15.1	13.3	16.3	21.8
Emerg. & Dev. Europe	903	4.1	3.4	4.2	7.9	0.9	0.0	15.2	15.5	11.4	12.8	13.1	20.1
Bosnia and Herzegovina	963	0.1	0.7	0.0	0.1	0.1	0.0	0.0	0.0
Bulgaria	918	0.0	3.0	6.9	0.5	1.9	2.6	1.7	1.5	0.9	0.2
Croatia	960	2.2	0.0	0.0	0.0	0.1	0.9	0.1	0.0	0.2
Hungary	944	0.0	0.0	0.1	0.0	0.1	0.1
Poland	964	0.8	0.1	0.0	0.3	0.3	0.0	1.0	2.1	1.9	3.0	4.3	4.1
Romania	968	0.0	0.0	0.2	0.0	0.0	0.2	0.0
Turkey	186	3.2	1.2	1.2	0.0	0.0	12.2	10.5	6.7	8.0	7.4	15.4
CIS	901	30.8	33.1	28.1	38.8	38.4	47.8	4.4	1.2	3.6	0.6	3.1	1.6
Armenia	911	0.0	0.2
Belarus	913	0.0	0.1	0.1
Russian Federation	922	0.0	0.0	0.0	0.2	0.1	0.0	2.9	0.6	0.4	0.1	2.6	0.9
Ukraine	926	30.8	33.1	28.1	38.6	38.3	47.7	1.5	0.6	3.0	0.4	0.5	0.7
Europe n.s.	884	0.1	0.0	0.1	0.0	0.0	0.2
Mid East, N Africa, Pak	440	5.0	6.1	11.8	4.4	9.5	56.3	4.0	6.9	5.2	5.8	4.9	6.8
Bahrain, Kingdom of	419	0.0	0.0	0.0	0.1	0.1	0.0	0.0	0.5
Djibouti	611	0.5	0.0	0.0
Egypt	469	1.1	2.8	2.5	2.7	0.3	0.5
Iran, I.R. of	429	0.1	0.0	0.2	0.0	0.3	0.0	0.1
Iraq	433	0.0	0.3	0.0	0.0	0.0	2.5
Jordan	439	0.0	0.0	0.1	0.0	0.0	0.0	0.0	0.0	0.0	0.0
Kuwait	443	0.3	0.0	0.0	0.0	0.0
Lebanon	446	0.1	0.1	0.2	0.3	0.1	0.2	0.3	0.0
Libya	672	0.1
Morocco	686	0.2	0.2	0.3	0.4	0.2	0.0
Oman	449	0.1	0.0	0.0	0.0	0.0	0.0	0.0	0.0	0.0
Pakistan	564	0.1	0.1	0.1	0.1	0.1	0.2	0.8	0.6	0.5	0.3	0.3	0.4
Saudi Arabia	456	0.1	0.0	0.0	0.0	0.0	1.7	0.0	0.3	0.1	0.2	0.2	0.1
Syrian Arab Republic	463	0.0	0.0	0.0	0.0	0.1
United Arab Emirates	466	3.9	5.8	11.1	3.9	9.3	53.7	1.5	2.6	1.8	1.9	3.8	2.5
Sub-Saharan Africa	603	0.8	0.1	0.2	0.1	12.1	9.7	3.0	2.6	4.1	2.1	2.6	9.4
Botswana	616	0.2	0.0	0.0
Cabo Verde	624	0.0	0.0	0.0	0.4
Cameroon	622	0.0	0.1	0.0	0.1	0.0	0.0	0.0	0.0
Congo, Republic of	634	0.0	0.1	0.0	0.1	0.0	0.0	0.0
Eswatini, Kingdom of	734	0.0	11.6	5.0	1.0	1.6	2.0	1.3	1.4	2.5
Estonia	939	1.0	0.1	0.3	0.1	0.1	0.1	0.2
Ghana	652	0.0	0.0	0.0	0.0	0.0	0.2	0.2	0.1	0.0	0.0
Guinea	656	0.0	0.1
Kenya	664	0.0	0.1	0.1	0.0	0.0	0.0
Liberia	668	0.0	0.0	0.0	0.2	0.1	3.9
Madagascar	674	0.0	0.0	0.0	0.1	0.1	0.1
Mauritius	684	0.0	0.1	0.1	0.0	0.0	0.1	0.0	0.0
Namibia	728	0.0	0.1	0.0	0.1	0.0	0.0	0.0
Niger	692	0.1	0.0	0.0
Nigeria	694	0.4	0.0	0.3	0.0	0.1
São Tomé & Príncipe	716	1.7
Sierra Leone	724	0.4	0.0
South Africa	199	0.0	0.0	0.1	0.0	0.0	0.2	1.6	0.4	1.0	0.6	0.5	1.0
Uganda	746	4.3	0.0	0.0	0.0
Western Hemisphere	205	292.1	284.8	307.6	450.9	357.6	469.7	935.0	904.0	879.0	624.6	735.9	775.4
Anguilla	312	0.1	0.2	0.2	0.2	0.2	0.1	0.0	0.0	0.0
Antigua and Barbuda	311	4.0	4.9	4.7	5.5	3.9	4.5	0.1	0.3	0.2	1.3	0.3	0.4
Argentina	213	0.0	3.7	3.5	3.8	3.0	2.0	1.9
Aruba	314	0.0	0.0	0.0	0.1	0.0	0.0	0.7	0.4	0.0	0.0	0.1	0.2
Bahamas, The	313	0.4	0.2	0.1	0.3	0.4	0.2	0.3	0.4	0.1	0.0	0.1
Barbados	316	15.5	10.0	12.1	27.4	16.6	16.1	15.4	22.2	28.1	28.5	23.2	24.0
Belize	339	0.5	0.9	1.7	0.8	0.9	0.9	3.5	7.5	6.0	3.2	1.3	1.5
Bermuda	319	0.0	0.0	0.7	0.6	0.6	0.1	0.0	0.0	0.1

Guyana (336)

In Millions of U.S. Dollars

		Exports (FOB)						Imports (CIF)					
		2012	2013	2014	2015	2016	2017	2012	2013	2014	2015	2016	2017
Bolivia	218	0.3	0.1	0.1	0.2	0.2	0.0
Brazil	223	1.0	0.7	6.7	9.2	6.4	6.2	27.4	26.9	23.1	19.2	24.5	25.9
Chile	228	0.1	0.0	0.3	0.5	0.0	0.0	1.2	1.3	1.8	10.6	4.2	3.5
Colombia	233	2.1	0.2	0.3	2.7	1.0	0.6	10.6	13.1	10.0	17.1	17.1	14.5
Costa Rica	238	0.2	0.1	0.1	0.2	0.1	0.1	9.4	11.2	16.7	11.4	15.1	14.6
Curacao	354	1.2	1.0	0.8	1.3	2.8	2.1	37.1	2.8
Dominica	321	2.6	1.6	1.9	4.3	1.8	1.9	2.7	5.5	4.8	2.9	0.6	0.1
Dominican Republic	243	3.4	2.5	4.9	4.5	5.9	11.8	14.5	14.1	14.2	15.8	10.1	9.6
Ecuador	248	0.0	0.0	0.0	0.4	0.2	0.3	0.2	0.2	0.3	0.1
El Salvador	253	0.0	0.0	0.0	3.0	3.2	3.4	3.1	3.0	1.8
Grenada	328	5.2	2.5	3.5	5.7	7.3	4.5	0.4	0.5	0.3	0.4	0.5	1.8
Guatemala	258	0.0	0.0	0.2	0.1	0.0	0.7	7.4	6.2	4.5	4.1	3.6	5.5
Haiti	263	0.3	0.7	5.5	13.4	8.8	3.6	0.0	0.0	0.2	0.0	0.1
Honduras	268	0.0	0.0	0.1	0.3	1.0	0.3	0.4	0.1	0.2	0.8	0.7
Jamaica	343	36.0	38.8	44.6	68.8	43.6	84.3	15.6	10.5	9.8	11.2	14.0	8.8
Mexico	273	8.5	8.1	14.4	9.6	8.0	36.8	19.3	18.7	20.4	21.2	21.4	20.8
Montserrat	351	0.0	0.1	0.0	0.1	0.1	0.0
Netherlands Antilles	353	1.0	1.0	3.9	1.0
Nicaragua	278	12.7	10.0	6.9	8.4	0.9	1.3	1.1	0.5	0.4	0.0
Panama	283	1.6	2.2	28.7	75.8	49.4	157.5	15.5	17.2	14.4	16.4	13.4	22.9
Paraguay	288	0.1	0.0
Peru	293	0.0	0.0	5.1	0.2	2.6	1.2	4.7	4.1	1.8	2.8
St. Kitts and Nevis	361	1.3	1.6	1.5	1.6	1.4	1.9	0.3	0.2	0.1	0.2	0.4	0.2
St. Lucia	362	4.2	2.8	5.1	5.9	7.9	7.3	4.6	5.2	3.2	10.2	4.2	5.9
St. Vincent & Grens.	364	4.6	3.3	4.3	6.1	5.1	6.8	0.6	0.6	0.3	0.2	0.1	0.3
Suriname	366	16.6	9.0	8.0	14.2	11.6	11.6	141.9	142.0	115.8	31.7	89.2	107.4
Trinidad and Tobago	369	35.7	29.7	36.8	123.5	164.9	82.6	288.8	360.5	375.8	329.2	472.7	484.3
Uruguay	298	0.1	0.0	0.0	0.0	0.0	5.6	3.3	2.3	3.0	2.0	3.4
Venezuela, Rep. Bol.	299	146.7	163.7	107.5	53.1	2.2	16.7	334.4	217.9	210.4	35.4	5.5	8.7
Western Hem. n.s.	399	0.0	0.3	0.7	0.7	0.9	1.3	0.8	4.5	0.8	3.0	1.2	2.6
Other Countries n.i.e	910	0.2	0.2	0.1	0.1	0.1	8.9	5.7	14.4	11.7	7.6	14.1	3.9
Cuba	928	0.0	0.2	0.1	0.1	0.0	8.9	0.0	0.1	0.0	0.3	8.6	3.5
Korea, Dem. People's Rep.	954	0.2	0.0	0.0	0.1	0.1	5.7	14.3	11.7	7.3	5.6	0.4
Memorandum Items													
Africa	605	1.4	0.1	0.2	0.1	12.1	9.8	3.2	2.8	4.4	2.5	2.8	9.4
Middle East	405	4.3	6.0	11.7	4.2	9.5	56.0	3.0	6.1	4.5	5.2	4.4	6.3
European Union	998	227.8	225.0	209.9	271.2	210.0	302.6	158.8	165.5	129.8	132.0	108.0	133.4
Export earnings: fuel	080	189.2	199.6	156.1	183.5	177.8	156.1	638.9	595.7	598.8	384.6	502.4	514.3
Export earnings: nonfuel	092	1,246.4	1,162.8	1,016.7	1,099.2	1,272.7	1,490.0	1,361.0	1,270.5	1,187.5	1,806.7	1,134.1	1,247.3

Haiti (263)

In Millions of U.S. Dollars

		Exports (FOB)						Imports (CIF)					
		2012	2013	2014	2015	2016	2017	2012	2013	2014	2015	2016	2017
IFS World	
World	001	870.1	953.3	1,017.4	1,082.1	1,047.7	1,071.9	1,821.6	2,104.3	2,230.3	2,134.2	2,162.3	2,715.1
Advanced Economies	110	811.1	893.6	949.0	979.2	936.3	971.7	670.0	780.2	820.1	737.2	724.7	892.9
Euro Area	163	21.3	27.1	29.4	29.0	35.4	40.6	122.3	153.2	170.2	146.6	147.9	167.4
Austria	122	e 0.0	e 0.0	e 0.0	e 0.0	e 0.0	e 0.2	0.2	0.2	0.2	0.2	0.2	0.1
Belgium	124	e 5.3	e 9.8	e 9.5	e 6.3	e 8.5	e 11.2	9.6	9.9	11.9	13.7	14.1	15.2
Cyprus	423	e 0.0	e 0.0	e 0.0	e 0.0	e 0.0	e 0.0	e 0.1	e 0.3	e 0.1	e 0.1	e 0.0
Estonia	939	e 0.0	e 0.0	e 0.0	e 0.0	e 0.0	e 0.0	e 0.1
France	132	e 7.7	e 7.9	e 10.0	e 12.7	e 11.6	e 18.7	43.6	47.9	56.3	43.2	42.8	52.3
Germany	134	e 0.8	e 1.5	e 1.5	e 1.6	e 1.4	e 1.6	8.8	18.0	17.9	24.3	18.0	21.1
Ireland	178	e 0.1	e 0.2	e 0.2	e 0.0	e 0.0	e 0.0	1.1	3.1	3.1	1.5	3.4	2.7
Italy	136	e 1.6	e 1.6	e 2.8	e 2.2	e 2.3	e 1.1	11.3	10.3	12.9	8.5	10.4	13.2
Lithuania	946	e 0.0	e 0.0	e 0.0	e 0.0	e 0.0	e 0.0	e 0.0	e 8.8	e 0.0	e 0.3	e 0.2
Luxembourg	137	e 0.0	e 0.0	e 0.0	e 0.0	e 0.0	e 0.0	0.7	1.2	0.1	0.3	0.7	1.1
Malta	181	e 0.0	e 0.0	0.0	0.1	0.2	0.1	0.0	0.0
Netherlands	138	e 0.7	e 2.3	e 1.1	e 1.2	e 4.5	e 2.6	34.8	44.8	36.8	33.0	33.2	42.0
Portugal	182	e 0.0	e 0.0	e 0.0	e 0.1	e 0.0	e 0.0	0.3	0.3	0.7	0.2	2.9	2.3
Slovak Republic	936	e 0.0	e 0.0	e 0.0	e 0.0	e 0.0	e 0.0	0.1	0.0	0.1	0.0	0.0	0.0
Spain	184	e 5.0	e 3.7	e 4.3	e 4.9	e 6.9	e 5.1	11.7	17.4	21.1	21.6	21.7	17.0
Australia	193	e 2.0	e 1.7	e 1.2	e 1.7	e 1.8	e 2.0	0.0	0.1	0.0	0.1	0.5	0.0
Canada	156	e 30.2	e 31.5	e 36.5	e 30.0	e 28.8	e 32.5	42.8	43.7	51.7	51.2	56.5	68.2
China,P.R.: Hong Kong	532	e 3.3	e 3.3	e 2.0	e 2.8	e 2.6	e 1.5	6.0	19.0	11.6	14.0	14.0	26.1
Denmark	128	e 0.0	e 0.0	e 0.1	e 0.0	e 0.0	e 0.1	4.2	3.6	2.2	1.2	2.8	1.6
Iceland	176	e 0.1	e 0.1	e 0.1	e 0.1	e 0.1	e 0.1
Israel	436	e 0.0	1.4	4.2	2.8	0.3	0.2	1.2
Japan	158	e 2.8	e 3.2	e 2.3	e 2.7	e 3.9	e 2.8	48.7	38.5	41.4	37.1	33.9	46.3
Korea, Republic of	542	e 4.7	e 12.4	e 2.5	e 4.0	e 2.1	e 1.7	0.8	1.1	1.4	1.7	1.9	2.6
New Zealand	196	e 0.8	e 0.7	e 0.7	e 0.6	e 0.6	e 0.5	0.5	0.1	0.2	0.2	0.1	0.4
Norway	142	e 0.1	e 0.8	e 0.1	e 0.3	e 0.1	e 0.0	2.7	3.4	4.0	2.9	2.6	3.3
Singapore	576	e 0.2	e 0.4	e 0.2	e 0.2	e 0.5	e 0.6	3.6	3.8	3.1	2.8	4.0	2.5
Sweden	144	e 0.1	e 0.1	e 0.1	e 0.2	e 0.1	e 0.1	1.7	2.0	0.7	0.8	1.1	0.3
Switzerland	146	e 3.8	e 2.0	e 3.5	e 3.1	e 3.8	e 5.3	6.0	4.2	5.2	5.4	4.1	5.1
Taiwan Prov.of China	528	e 4.2	e 3.3	e 3.5	e 1.8	e 2.2	e 4.5	9.0	12.5	14.8	15.2	14.3	14.8
United Kingdom	112	e 6.6	e 8.1	e 10.1	e 6.1	e 6.5	e 9.4
United States	111	e 730.9	e 799.1	e 856.7	e 896.5	e 847.8	e 870.0	420.3	490.7	510.6	457.5	440.9	553.1
Emerg. & Dev. Economies	200	58.7	59.3	68.0	102.5	111.1	99.8	1,131.0	1,300.3	1,384.8	1,373.1	1,413.8	1,792.1
Emerg. & Dev. Asia	505	34.1	23.5	24.7	19.5	14.2	21.2	430.9	512.1	591.1	630.1	668.8	804.0
Cambodia	522	e 1.6	e 0.1	e 0.0	e 0.0	e 0.0
China,P.R.: Mainland	924	e 9.4	e 14.3	e 14.5	e 10.1	e 6.0	e 7.2	265.7	303.4	366.9	409.6	429.8	502.6
Fiji	819	e 0.0	e 0.0	e 0.0	e 3.3
India	534	e 1.7	e 0.9	e 1.4	e 2.7	e 3.4	e 6.1	20.2	19.2	24.2	25.0	21.7	30.5
Indonesia	536	e 3.8	e 0.1	e 0.1	e 0.3	e 0.2	e 0.2	81.7	124.1	146.4	162.8	186.1	224.1
Malaysia	548	e 0.6	e 0.8	e 0.2	e 0.0	e 0.1	e 0.3	44.8	47.7	27.0	13.1	10.9	29.4
Myanmar	518	e 0.0	e 0.2	e 0.0	e 0.0	e 0.0
Nepal	558	e 4.9	e 0.0	e 0.0	e 0.1	e 0.0	e 0.0	e 0.0	e 0.0	e 0.0	e 0.0	e 0.0
Philippines	566	e 0.0	e 0.0	e 0.1	e 0.1	e 0.1	e 0.3	3.8	3.5	3.5	3.7	3.4	3.7
Samoa	862	e 0.0	0.2	0.2	0.2	0.2	0.2	0.2
Solomon Islands	813	0.1	0.1	0.1	0.1	0.1	0.1
Sri Lanka	524	e 0.0	e 0.0	e 0.0	e 0.0	e 0.0	e 0.4	e 0.2	e 0.1	e 0.1	e 0.2	e 1.2
Thailand	578	e 13.7	e 5.7	e 8.3	e 3.2	e 2.7	e 5.2	14.0	13.6	19.2	15.4	16.1	11.9
Vietnam	582	e 3.0	e 1.5	e 1.9	0.1	0.1	0.1	0.1	0.1	0.2
Europe	170	0.7	1.3	0.9	0.5	0.7	0.8	18.2	24.3	21.0	22.5	23.3	82.0
Emerg. & Dev. Europe	903	0.4	0.8	0.3	0.3	0.5	0.5	15.6	21.5	18.4	19.9	20.7	78.8
Albania	914	e 0.0	e 0.1
Bosnia and Herzegovina	963	e 0.0	e 0.0	e 0.1	e 0.0	e 0.0	e 0.0	e 0.0	e 0.0	e 0.0	e 0.0	e 0.0
Bulgaria	918	e 0.0	0.0	0.3	0.1	0.1	0.3	0.0
Croatia	960	e 0.1	e 0.1	e 0.0	e 0.0	e 0.0	e 0.0	e 0.0	e 0.0	e 0.0	e 0.1	e 0.1	e 0.1
Poland	964	e 0.0	e 0.0	e 0.0	e 0.0	e 0.1	e 0.1	0.4	1.8	1.7	3.0	4.3	15.2
Romania	968	e 0.0	e 0.0	e 0.0	e 0.0	e 0.0	e 0.0	0.0	0.5	0.1	0.0	0.0
Serbia, Republic of	942	e 0.1	e 0.1	e 0.1	e 0.1	e 0.1	e 0.1	e 0.1	e 0.0	e 0.0	e 0.0	e 0.0

Haiti (263)

In Millions of U.S. Dollars

		Exports (FOB)						Imports (CIF)					
		2012	2013	2014	2015	2016	2017	2012	2013	2014	2015	2016	2017
Turkey	186	e 0.2	e 0.5	e 0.2	e 0.1	e 0.2	e 0.3	15.2	18.9	16.5	16.6	16.0	63.4
CIS	901	0.2	0.5	0.5	0.2	0.2	0.2	2.6	2.7	2.6	2.6	2.6	3.2
Russian Federation	922	e 0.2	e 0.5	e 0.5	e 0.2	e 0.2	e 0.2	0.0	0.0	0.0	0.0
Ukraine	926	e 0.0	e 0.0	e 0.0	e 0.0	e 0.0	2.6	2.7	2.6	2.6	2.6	3.2
Mid East, N Africa, Pak	440	1.8	2.9	10.1	4.0	8.9	4.0	2.5	2.3	2.3	2.6	7.0	10.5
Algeria	612	e 0.0	e 0.7	e 5.7	e 1.6	e 6.6	e 1.0
Bahrain, Kingdom of	419	e 0.0	e 0.1	e 0.1	e 0.5	e 0.2	e 0.1
Egypt	469	e 0.1	e 0.0	0.1	0.1	0.1	0.1	0.1	0.1
Jordan	439	e 0.2	e 0.0	e 0.0	e 0.0	e 0.0
Kuwait	443	e 0.3	e 0.2	e 0.7	e 0.5	e 0.5	e 0.4	0.0	0.0	0.0	0.0	0.0	0.0
Lebanon	446	e 0.0	e 0.1	e 0.1	e 0.1	e 0.0	e 0.0	0.1	0.0	0.0	0.0	0.0
Mauritania	682	e 0.1	e 0.0
Morocco	686	e 0.0	e 0.0	e 0.0	e 0.0	e 0.0	e 0.0	1.4	1.0	1.0	1.2	5.7	6.8
Oman	449	e 0.0	e 0.0	e 0.0	e 0.2
Pakistan	564	e 0.0	e 0.0	e 0.1	e 0.0	e 0.0	e 0.0	0.1	0.1	0.1	0.1	0.0	0.1
Qatar	453	e 0.1	e 0.2	e 0.1
Saudi Arabia	456	e 0.1	e 0.6	e 0.9	e 0.7	e 0.7	e 0.4	0.1	0.1	0.1	0.1	0.1	2.3
United Arab Emirates	466	e 1.0	e 1.2	e 2.4	e 0.5	e 0.8	e 2.0	0.8	0.9	0.9	0.9	0.9	1.1
Sub-Saharan Africa	603	0.4	0.3	0.3	0.7	1.3	1.7	8.8	7.9	3.4	2.1	2.4	2.3
Benin	638	e 0.0	e 0.1	e 0.0	e 0.0	e 0.0	e 0.0	e 0.0	e 0.0	e 0.0
Burkina Faso	748	e 0.0	e 0.0	e 0.0	e 0.1
Cameroon	622	e 0.1	e 0.8
Central African Rep.	626	e 0.1	e 0.1	e 0.5	e 0.5
Côte d'Ivoire	662	e 0.0	e 0.0	e 0.0	e 0.0	e 0.0	e 0.0	0.0	0.0	0.2	0.2	0.2	0.3
Estonia	939	e 0.0	e 0.0	e 0.0	e 0.0	e 0.0	e 0.0	e 0.1
Guinea	656	e 0.0	e 0.0	e 0.1
Madagascar	674	e 0.0	e 0.1	e 0.2	e 0.1
Malawi	676	e 0.0	e 0.0	e 0.0	e 0.0	e 0.1	e 0.1	e 0.1	e 0.1
Mozambique	688	e 0.1	e 0.0	e 0.0	e 0.2
Namibia	728	e 0.0	e 0.1	e 0.0	e 0.5	e 0.4
Niger	692	e 0.1	e 0.0	e 0.0	e 0.0	e 0.0	e 0.1	e 0.1
Nigeria	694	e 0.0	e 0.1	e 0.1	e 0.0
Senegal	722	e 0.0	e 0.0	e 0.1	e 0.2	0.4	0.8	0.1
South Africa	199	e 0.0	e 0.0	e 0.0	e 0.0	e 0.0	e 0.1	8.7	7.5	2.1	1.5	1.4	1.3
Tanzania	738	e 0.0	e 0.1	e 0.0	e 0.0	e 0.0
Togo	742	e 0.0	e 0.1
Western Hemisphere	205	21.7	31.4	32.1	77.7	86.0	72.1	670.6	753.7	767.0	715.9	712.3	893.2
Argentina	213	e 0.1	e 0.1	e 0.1	e 0.1	e 0.1	e 0.1	15.7	15.7	15.7	15.7	24.0	30.8
Aruba	314	e 0.0	e 0.0	e 0.0	e 0.0	e 0.0	e 0.1
Bahamas, The	313	e 0.6	e 0.1	e 0.1	e 0.3	e 0.2	e 0.2	0.1	0.1	0.1	0.1	0.1	0.1
Barbados	316	e 0.1	e 0.1	e 0.1	e 0.2	e 0.1	e 0.1	0.3	0.4	0.4	0.3	0.3	0.5
Belize	339	e 0.0	e 0.0	e 0.0	0.0	0.0	0.0	0.1	0.2	0.6
Bolivia	218	e 0.0	e 0.0	e 0.0	e 0.0	e 0.0	e 0.0	e 0.0	e 0.5	e 0.1	e 0.1	e 0.0
Brazil	223	e 0.7	e 0.7	e 1.3	e 1.2	e 0.5	e 1.1	52.1	52.0	37.6	37.8	39.8	68.2
Chile	228	e 0.2	e 0.0	e 0.0	e 0.2	e 0.9	e 1.2	3.2	5.5	4.2	3.5	3.2	3.0
Colombia	233	e 0.1	e 0.3	e 0.2	e 0.2	e 0.2	e 0.4	87.4	81.0	73.0	66.5	62.9	75.3
Costa Rica	238	e 1.6	e 0.6	e 0.6	e 0.1	e 0.2	e 0.4	11.9	13.8	14.7	13.8	9.7	11.3
Dominican Republic	243	e 0.7	e 3.3	e 4.6	e 51.4	e 51.3	e 42.2	16.2	18.7	20.0	18.8	18.7	23.7
Ecuador	248	e 0.0	e 0.1	e 0.0	0.8	2.2	1.2	0.6	0.4	1.0
El Salvador	253	e 0.1	e 0.1	e 0.3	e 0.1	e 0.0	e 0.0	0.9	0.7	0.9	1.0	0.7	0.8
Grenada	328	e 0.0	e 0.0	e 0.0	e 0.0	e 0.0	e 0.0	e 0.1	e 0.1	e 0.1	e 0.1	e 0.1	e 0.0
Guatemala	258	e 0.0	e 0.2	e 0.4	e 0.4	e 0.7	e 0.6	19.6	22.7	24.2	22.7	22.2	14.1
Guyana	336	e 0.0	e 0.0	e 0.2	e 0.0	e 0.1	2.6	3.3	2.6	2.6	2.6	6.2
Honduras	268	e 0.0	e 0.2	e 1.2	e 1.0	e 1.0	e 3.5	2.6	6.1	4.6	4.3	3.4	4.6
Jamaica	343	e 0.0	e 0.0	e 0.2	e 0.3	e 0.5	e 1.5	4.7	5.5	5.8	5.5	5.4	6.9
Mexico	273	e 17.0	e 20.3	e 22.0	e 22.1	e 29.5	e 20.1	36.5	49.4	54.7	44.3	36.8	45.8
Netherlands Antilles	353	e 0.0	e 0.0	e 0.0	e 0.0	e 0.0	e 0.0	303.7	351.0	374.8	352.1	349.7	442.7
Nicaragua	278	e 0.0	e 0.0	e 0.0	e 0.0	4.3	4.3	4.3	4.3	4.3	4.3
Panama	283	e 0.0	e 0.0	e 0.0	e 0.0	23.2	23.3	23.5	23.6	23.5	23.4
Peru	293	e 0.1	e 0.1	e 0.1	e 0.0	e 0.6	e 0.1	29.0	33.5	35.7	33.5	40.3	48.7

Haiti (263)

In Millions of U.S. Dollars

		Exports (FOB)						Imports (CIF)					
		2012	2013	2014	2015	2016	2017	2012	2013	2014	2015	2016	2017
St. Lucia	362	e 0.0	e 0.0	e 0.1	e 0.0	e 0.0	e 0.0
St. Vincent & Grens.	364	e 0.0	e 0.0	e 0.0	e 0.0	e 0.0	e 0.0	e 0.1	e 0.1	e 0.3	e 0.0	e 0.0
Suriname	366	e 0.0	e 0.0	e 0.0	e 0.3	0.0	0.0	0.0	0.0	0.0	0.1
Trinidad and Tobago	369	e 0.2	e 5.1	e 0.4	e 0.1	e 0.1	e 0.1	15.0	17.3	18.5	17.3	17.2	21.8
Venezuela, Rep. Bol.	299	e 0.0	e 0.0	e 0.1	40.5	46.9	50.0	47.0	46.7	59.1
Other Countries n.i.e	910	0.4	0.4	0.3	0.4	0.4	0.4	20.6	23.8	25.4	23.9	23.7	30.0
Cuba	928	e 0.4	e 0.4	e 0.3	e 0.4	e 0.4	e 0.4	20.6	23.8	25.4	23.9	23.7	30.0
Countries & Areas n.s.	898	0.0	0.0	0.0	0.0	0.0	0.1
Memorandum Items													
Africa	605	0.5	1.0	6.1	2.4	8.0	2.7	10.2	8.9	4.4	3.3	8.1	9.1
Middle East	405	1.6	2.2	4.2	2.3	2.3	3.0	1.0	1.1	1.2	1.3	1.3	3.6
European Union	998	28.0	35.3	39.8	35.3	42.1	50.3	128.7	161.4	175.0	151.8	156.6	184.7
Export earnings: fuel	080	2.0	8.8	11.1	4.4	9.4	4.7	144.6	148.8	143.7	132.7	128.4	160.7
Export earnings: nonfuel	092	868.0	944.5	1,006.3	1,077.6	1,038.4	1,067.2	1,677.0	1,955.5	2,086.6	2,001.5	2,033.9	2,554.4

Honduras (268)

In Millions of U.S. Dollars

		Exports (FOB)						Imports (CIF)					
		2012	2013	2014	2015	2016	2017	2012	2013	2014	2015	2016	2017
IFS World		4,391.1	3,886.4	4,065.3	3,959.1	3,887.3	4,564.2	9,385.3	9,152.3	9,298.3	9,424.3	8,912.8	9,684.4
World	001	4,389.9	3,927.3	4,066.7	3,915.4	3,857.3	4,549.2	9,385.3	9,152.3	9,309.7	9,424.2	8,898.2	9,634.8
Advanced Economies	110	2,985.9	2,380.9	2,520.3	2,514.6	2,540.7	3,251.3	4,967.0	4,760.9	5,025.4	4,448.2	4,173.4	4,838.4
Euro Area	163	1,151.4	676.9	774.0	814.7	839.4	1,357.9	444.8	417.9	562.3	598.8	527.4	520.3
Austria	122	0.1	0.0	0.0	0.0	0.1	0.2	20.0	4.9	10.9	8.3	14.2	9.7
Belgium	124	296.1	135.8	85.6	116.7	93.5	350.2	37.2	41.7	39.0	30.3	32.3	48.1
Cyprus	423	0.0	0.0	0.0	0.0	0.0	0.0	0.1	0.0	1.4	0.6	0.3
Estonia	939	0.0	0.1	0.2	0.4	0.1	0.1	4.0	2.8	5.8	2.9	1.0
Finland	172	16.7	12.5	14.5	16.0	13.8	18.9	7.7	7.4	16.3	13.9	11.3	23.8
France	132	53.4	43.7	62.2	63.4	53.0	57.9	27.3	37.4	35.6	47.0	49.2	22.0
Germany	134	498.4	273.9	340.9	339.4	314.6	405.6	132.2	152.0	174.5	171.1	170.5	147.8
Greece	174	1.0	1.4	0.7	1.0	2.7	1.4	0.0	0.2	1.0	2.2	2.2	1.0
Ireland	178	2.8	4.4	5.2	3.6	4.3	5.3	5.0	2.5	5.2	6.8	9.4	1.3
Italy	136	80.5	42.2	47.1	67.7	60.4	88.2	46.0	46.6	85.9	82.1	77.6	53.5
Latvia	941	0.0	34.2	0.8	5.0	0.7	4.8	29.0
Lithuania	946	0.0	0.0	0.0	0.0	0.0	0.0	0.0	0.0	0.0	0.2	0.6
Luxembourg	137	0.0	0.0	0.2	0.0	0.2	1.8	0.3	0.9
Malta	181	0.0	0.0	0.0	0.0	0.3	0.0	0.5	0.4
Netherlands	138	137.2	111.8	162.4	159.9	251.2	326.3	35.3	34.8	39.9	36.1	39.9	39.8
Portugal	182	10.0	4.9	8.6	4.6	5.1	9.3	3.7	5.3	6.6	9.0	8.4	5.7
Slovak Republic	936	0.0	0.0	0.0	0.1	0.3	0.3	0.1	0.1	0.1	0.7	0.8	0.1
Slovenia	961	0.1	1.2	0.1	0.0	0.4	3.5	0.1	0.1	0.3	0.7	0.8	0.1
Spain	184	55.1	44.9	46.5	41.8	39.9	90.7	95.7	80.1	138.7	180.8	101.5	135.2
Australia	193	6.6	15.2	53.1	24.7	6.5	31.9	2.5	1.3	3.6	3.9	2.2	1.8
Canada	156	65.9	82.8	53.2	69.5	23.2	42.2	35.0	35.9	39.0	37.7	41.3	26.1
China,P.R.: Hong Kong	532	2.7	4.5	3.4	2.1	2.9	3.6	26.0	29.6	33.0	24.4	17.2	35.2
Czech Republic	935	4.9	3.5	3.9	2.8	1.9	2.3	1.2	1.6	3.0	4.1	7.3	2.8
Denmark	128	3.9	3.4	0.6	1.1	4.6	3.8	8.2	13.3	15.1	14.5	12.8	9.0
Iceland	176	0.2	0.0	0.0	0.0	0.0	0.0
Israel	436	3.7	1.6	1.0	1.7	1.3	2.3	11.9	10.2	24.5	28.9	35.3	31.2
Japan	158	34.2	27.7	34.7	23.4	12.2	18.7	119.0	85.6	91.2	134.7	141.7	88.8
Korea, Republic of	542	59.1	19.8	24.6	25.5	44.7	11.9	88.1	72.3	79.7	85.6	90.5	107.6
New Zealand	196	0.2	0.0	0.3	0.3	0.4	0.8	1.2	0.8	1.3	6.4	2.3	0.9
Norway	142	1.6	2.6	2.7	2.2	0.9	2.2	0.6	0.6	1.2	2.0	2.1	1.7
Singapore	576	0.3	0.4	0.3	0.8	0.7	1.0	24.5	21.1	13.8	7.2	4.5	2.8
Sweden	144	31.6	18.7	22.5	29.1	28.9	39.2	9.2	11.1	24.0	17.4	19.8	15.6
Switzerland	146	2.3	0.7	3.9	6.2	3.6	4.2	14.4	11.5	12.2	24.5	23.9	12.6
Taiwan Prov. of China	528	26.5	34.5	35.6	23.8	27.4	57.1	36.0	57.6	74.2	115.4	92.7	69.1
United Kingdom	112	76.4	70.5	76.4	75.5	80.0	100.8	11.5	18.3	16.7	28.4	24.0	12.9
United States	111	1,514.5	1,418.1	1,430.0	1,411.0	1,462.1	1,571.4	4,133.0	3,972.2	4,030.7	3,314.5	3,128.3	3,900.0
Emerg. & Dev. Economies	200	1,383.6	1,515.1	1,524.7	1,378.0	1,307.3	1,262.8	4,398.6	4,364.7	4,261.6	4,948.8	4,710.9	4,779.9
Emerg. & Dev. Asia	505	148.6	168.6	108.1	46.6	45.6	48.2	659.0	645.8	965.1	1,684.0	1,455.8	1,053.6
Bangladesh	513	0.8	1.3	2.6	2.7	2.0	3.6	0.2	0.3	1.3	3.8	3.7	1.7
Cambodia	522	0.0	0.2	0.1	0.5	1.3	1.7	0.0
China,P.R.: Mainland	924	113.7	130.0	71.2	20.8	12.1	17.3	436.1	452.8	704.8	1,280.8	1,085.0	825.9
India	534	16.3	21.8	22.9	15.0	13.0	12.0	82.6	78.0	115.0	185.2	136.7	111.4
Indonesia	536	0.2	0.6	0.9	0.8	11.7	2.0	21.4	4.4	8.5	15.3	16.8	14.3
Malaysia	548	0.2	0.2	0.0	0.2	1.0	3.1	20.6	16.1	27.9	41.3	35.1	11.7
Papua New Guinea	853	0.0	0.1	0.0	0.1
Philippines	566	0.2	0.6	0.9	0.9	0.3	0.3	0.2	0.6	2.0	3.9	5.8	0.3
Sri Lanka	524	0.0	0.9	0.1	0.3	1.0	2.0	2.1	2.5	2.6	3.1	2.4
Thailand	578	1.3	1.3	0.7	0.9	1.3	5.0	91.6	85.5	83.1	108.5	120.9	67.5
Vanuatu	846	0.0	16.3
Vietnam	582	15.9	11.8	8.7	5.1	4.1	3.9	4.0	5.7	19.6	41.3	46.9	2.0
Europe	170	17.4	18.4	20.3	16.3	24.5	36.2	69.2	74.9	65.5	90.6	92.5	56.9
Emerg. & Dev. Europe	903	9.0	9.1	11.5	9.8	13.0	13.7	12.1	13.1	15.1	19.6	32.7	27.1
Albania	914	0.0	0.3	0.3	0.0	0.0	0.0	0.0	0.1
Bulgaria	918	3.6	4.1	6.8	6.8	6.6	6.4	0.1	0.2	0.2	0.4	1.0	1.0
Croatia	960	0.0	0.1	0.4	0.0	0.0	0.2	0.0
Gibraltar	823	0.7

Honduras (268)

In Millions of U.S. Dollars

		Exports (FOB)						Imports (CIF)					
		2012	2013	2014	2015	2016	2017	2012	2013	2014	2015	2016	2017
Hungary	944	0.0	0.0	0.0	0.0	0.1	0.2	0.3	0.6	0.7	2.9	4.4	0.4
Poland	964	2.2	1.8	2.2	1.1	3.0	3.1	1.4	1.2	2.7	3.2	13.9	5.5
Romania	968	1.9	0.8	0.6	0.3	0.2	0.4	0.0	0.0	0.3	0.5	0.7	0.2
Turkey	186	1.3	1.5	1.7	1.3	3.2	3.4	10.5	11.2	11.2	12.5	12.4	19.9
CIS	901	8.4	9.3	8.9	6.4	11.5	22.5	57.0	61.8	50.4	70.9	59.8	29.6
Belarus	913	0.0	4.4	0.0	0.0	0.2	0.0
Georgia	915	0.1	2.2	0.0	0.1	0.1	0.4	0.3	0.1	0.1	0.0	0.0
Moldova	921	0.0	0.5	0.0
Russian Federation	922	8.2	6.9	8.8	6.2	10.7	15.7	43.3	53.9	42.4	69.3	59.4	28.4
Turkmenistan	925	0.0	0.1	0.0
Ukraine	926	0.1	0.1	0.1	0.1	0.7	6.4	13.7	3.1	7.9	1.0	0.1	0.1
Uzbekistan	927	1.1
Europe n.s.	884	0.0	0.0	0.0	0.0	0.0	0.1
Mid East, N Africa, Pak	440	5.7	11.7	6.6	3.9	3.4	9.4	7.6	6.8	7.5	8.4	10.1	7.3
Afghanistan, I.R. of	512	0.1	0.0	0.0	0.0
Algeria	612	2.9	2.6	0.9	0.0	0.0	0.0	0.0
Bahrain, Kingdom of	419	0.0	0.0	0.0	0.3
Egypt	469	0.0	3.8	0.5	0.0	0.1	0.4	0.2	0.1	0.5	0.3	0.6	0.1
Iran, I.R. of	429	0.4	0.2	0.3	0.0	0.1	0.0	0.0	0.0	0.0
Iraq	433	0.1	0.0
Jordan	439	0.1	0.0	0.1	0.1	0.1	0.4	0.0	0.4	0.2	0.8	1.4
Kuwait	443	0.1	0.0	0.0	0.0	0.0	0.1	0.0
Lebanon	446	0.0	0.0	0.0	0.1	0.3	0.2	0.0	0.0	0.0	0.0	0.0	0.0
Morocco	686	1.2	0.8	0.9	0.7	0.2	1.9	1.1	0.2	0.6	1.4	1.8	0.1
Oman	449	0.5	0.0	0.1	0.4	0.1	0.4
Pakistan	564	0.5	1.1	1.3	1.0	0.6	1.2	2.7	3.1	2.2	3.0	2.9	1.1
Qatar	453	0.0	0.0	0.0	0.5	0.1	0.2	0.1	1.0	0.1
Saudi Arabia	456	0.1	0.0	0.0	0.0	0.0	3.3	0.1	1.4	1.4	0.9	1.2	2.1
Sudan	732	0.0	0.0	0.2	0.3	0.0	0.2	0.3
Syrian Arab Republic	463	0.1	0.0	0.1	0.1	0.1	0.3	0.1	0.0	0.0	0.1	0.1
Tunisia	744	0.1	0.0	0.0	0.0	0.0	0.4	0.4	0.1	0.1	0.0
United Arab Emirates	466	3.0	1.3	0.9	0.9	1.9	2.2	1.6	1.1	1.3	1.8	1.3	0.7
West Bank and Gaza	487	0.6
Yemen, Republic of	474	0.4	1.4	0.0	0.0
Sub-Saharan Africa	603	3.5	5.5	10.5	2.8	8.2	3.5	13.8	18.5	14.5	11.0	7.1	6.4
Angola	614	0.5	0.5	0.4	0.0	0.0	1.0	0.0
Burkina Faso	748	0.0	0.1	0.1	0.0	0.0	0.0	0.0
Cameroon	622	1.2	0.0	0.0	0.0	0.0	0.0	0.2
Congo, Dem. Rep. of	636	0.0	1.4	0.1	0.0	0.1	0.0	0.0
Côte d'Ivoire	662	5.7	0.0	0.0
Equatorial Guinea	642	0.0	0.0	0.3
Eswatini, Kingdom of	734	0.0	0.7	0.4	0.0	0.6	0.1	0.8	0.0
Estonia	939	0.0	0.1	0.2	0.4	0.1	0.1	4.0	2.8	5.8	2.9	1.0
Ethiopia	644	0.0	0.0	3.8	2.8	0.0	0.0
Gabon	646	0.0	0.2	0.0	0.1
Ghana	652	0.3	0.3	6.5	0.0	0.2	0.0	0.0	0.0	2.3
Guinea	656	0.0	0.1	0.0
Kenya	664	0.4	0.0	0.0	0.0	0.0	0.6	0.0
Lesotho	666	0.0	0.0	0.1	0.0
Madagascar	674	0.1	0.0	0.0	0.1
Malawi	676	0.1	0.2	0.0	0.6	0.1
Mauritius	684	0.0	0.0	0.0	0.0	0.0	0.0	0.1	0.1
Mozambique	688	0.1	0.5	0.3	0.3	0.3	0.5	0.3	0.1	0.2
Nigeria	694	0.0	0.0	0.0	0.1	0.0	0.2	0.2
Rwanda	714	0.0	0.5
Sierra Leone	724	0.0	0.0	0.4	0.7	0.0	0.0	0.0	0.0
South Africa	199	2.2	0.8	1.5	1.8	0.9	1.9	11.3	16.6	8.3	5.3	3.9	3.2
Tanzania	738	0.2	1.0	0.5	0.4	0.5	0.4	0.0	0.0	0.1	0.1
Uganda	746	0.2	0.3	0.4	0.0	0.8	0.5	1.1	0.4	0.3	0.0
Zimbabwe	698	0.6	0.7	0.2	0.3	0.4

Honduras (268)

In Millions of U.S. Dollars

		Exports (FOB)						Imports (CIF)					
		2012	2013	2014	2015	2016	2017	2012	2013	2014	2015	2016	2017
Western Hemisphere	205	1,208.5	1,310.9	1,379.2	1,308.5	1,225.6	1,165.5	3,649.0	3,618.8	3,208.9	3,154.9	3,145.4	3,655.7
Antigua and Barbuda	311	0.6	0.7	0.8	0.8	0.9	0.8	0.0	0.0	0.1
Argentina	213	0.4	0.1	0.1	0.5	0.6	0.6	30.3	43.3	41.5	25.5	38.2	66.8
Aruba	314	1.1	1.3	0.6	0.5	1.4	0.9	0.0	49.3	0.0	0.0	2.5
Bahamas, The	313	1.7	1.5	1.7	1.4	1.4	2.3	0.7	0.1	0.0	0.0	0.0	0.2
Barbados	316	4.2	2.1	2.9	1.8	2.1	1.4	0.1	0.0	0.0	0.0	0.1	0.5
Belize	339	12.5	5.2	9.9	13.3	11.1	12.6	0.3	0.1	0.1	0.1	0.3	0.3
Bolivia	218	0.2	0.2	0.2	0.2	0.3	0.2	0.1	0.1	0.2	0.2	0.3	0.0
Brazil	223	5.4	4.4	8.4	7.9	7.9	6.0	95.5	86.5	135.5	132.9	144.0	130.4
Chile	228	2.9	3.8	1.9	10.8	2.2	1.5	53.4	53.4	68.3	55.7	58.6	42.1
Colombia	233	6.7	10.4	10.5	11.2	16.7	11.2	272.2	331.2	187.7	117.3	126.2	152.0
Costa Rica	238	103.4	109.4	112.7	96.2	105.4	101.0	384.8	355.5	329.3	330.6	330.6	407.4
Curacao	354	0.2	0.3	1.2	2.0
Dominica	321	0.3	1.2	0.3	0.0	0.0	0.0	0.0	0.0	0.0	0.0	0.0
Dominican Republic	243	46.2	51.1	62.4	89.9	71.1	63.7	88.8	28.9	15.0	22.4	28.9	25.4
Ecuador	248	7.4	12.5	18.5	23.0	16.1	22.0	238.3	182.5	43.4	47.4	46.7	64.3
El Salvador	253	293.7	334.5	323.7	331.6	334.9	330.3	554.9	521.3	475.6	477.4	471.5	550.0
Grenada	328	1.3	2.2	1.8	1.2	1.7	1.0
Guatemala	258	218.5	259.9	256.4	236.4	236.2	236.7	801.0	827.7	879.0	862.5	845.6	1,011.4
Guyana	336	0.2	0.4	0.2	0.2	0.7	0.7	0.0	0.0	0.0	0.1	0.6	0.2
Haiti	263	6.1	14.4	10.8	10.0	8.1	11.0	0.0	0.2	1.3	1.1	1.1	3.8
Jamaica	343	12.5	8.1	9.1	7.6	9.8	8.9	0.7	0.1	0.2	0.1	0.7	5.1
Mexico	273	122.4	136.7	180.0	93.4	112.5	72.6	538.0	514.5	519.6	617.7	644.2	599.3
Netherlands Antilles	353	2.2	0.9	0.2	0.9	0.0	0.0	0.0	0.2	0.8	1.6	1.4	2.3
Nicaragua	278	202.3	204.3	240.7	217.4	219.2	217.8	92.0	110.7	109.1	109.7	97.5	119.1
Panama	283	52.8	61.8	49.0	76.8	38.7	44.8	359.6	336.2	257.3	222.7	163.4	424.7
Paraguay	288	0.1	0.1	0.1	0.1	0.2	0.1	0.2	0.1	1.8	4.2	3.7	1.3
Peru	293	13.3	5.8	5.9	7.6	2.4	5.6	75.2	101.2	74.7	68.8	80.2	35.6
St. Kitts and Nevis	361	0.1	0.5	0.4	0.2	0.1	0.1
St. Lucia	362	2.4	4.4	2.7	3.1	2.3	2.0	0.0	0.0	0.1
St. Vincent & Grens.	364	0.0	1.3	1.0	0.1	0.0	0.2	0.0	0.0
Suriname	366	0.0	0.2	0.2	0.1	0.3	0.5	0.0	0.0	0.0	0.0	0.2
Trinidad and Tobago	369	3.9	6.7	5.4	4.8	6.7	7.2	13.6	26.2	19.8	1.5	2.3	6.4
Uruguay	298	0.3	0.4	0.6	0.4	0.8	1.0	47.3	48.6	48.0	53.0	54.1	4.6
Venezuela, Rep. Bol.	299	83.5	64.1	59.7	58.5	13.6	0.5	2.0	0.8	0.5	2.1	1.6	0.1
Western Hem. n.s.	399	0.2	0.5	0.6	0.4	0.1	0.1	0.1	0.1
Other Countries n.i.e	910	20.3	31.3	21.8	22.7	7.6	35.1	19.7	26.7	22.7	27.2	13.5	16.3
Cuba	928	0.2	0.1	0.5	8.7	7.6	20.2	17.8	23.3	18.5	22.4	8.7	15.9
Korea, Dem. People's Rep.	954	20.2	31.1	21.3	14.0	0.0	14.9	1.9	3.4	4.2	4.7	4.8	0.5
Countries & Areas n.s.	898	1.6	0.5	0.1
Memorandum Items													
Africa	605	4.8	9.2	14.0	4.5	8.4	5.4	14.9	19.3	15.7	12.6	9.2	6.8
Middle East	405	3.9	6.9	1.8	1.3	2.5	6.3	3.8	2.8	4.1	3.8	5.2	5.8
European Union	998	1,275.9	779.6	887.3	931.8	964.6	1,514.2	476.5	464.1	625.0	670.2	611.6	567.8
Export earnings: fuel	080	114.1	107.2	107.3	105.8	66.1	62.4	572.5	597.3	297.3	242.3	240.3	255.2
Export earnings: nonfuel	092	4,275.7	3,820.1	3,959.5	3,809.6	3,791.2	4,486.8	8,812.8	8,554.9	9,012.4	9,181.9	8,657.9	9,379.6

Hungary (944)

In Millions of U.S. Dollars

		Exports (FOB)						Imports (CIF)					
		2012	2013	2014	2015	2016	2017	2012	2013	2014	2015	2016	2017
IFS World		103,047.0	108,425.7	112,437.1	100,293.1	102,978.6	113,560.5	94,281.7	99,091.0	103,940.8	90,746.1	91,400.3	103,687.8
World	001	103,602.2	107,503.4	110,622.1	98,524.3	101,919.3	113,806.0	95,206.6	100,119.6	104,896.9	91,973.6	93,880.2	107,518.8
Advanced Economies	110	73,537.4	77,137.4	81,975.3	74,400.5	77,189.5	84,241.3	66,189.7	69,368.3	75,310.5	68,003.4	70,203.9	78,627.0
Euro Area	163	57,276.1	60,552.7	64,862.1	58,409.4	60,363.2	66,620.8	52,801.4	55,782.8	60,774.5	54,067.0	56,066.2	62,776.1
Austria	122	5,956.1	6,050.7	6,246.5	4,889.0	5,053.8	5,695.8	6,820.1	6,765.5	7,695.4	6,099.7	6,042.8	6,809.5
Belgium	124	1,503.3	1,638.2	2,026.1	1,849.5	1,884.2	2,143.2	2,008.1	2,168.7	2,501.0	2,130.0	2,152.0	2,369.2
Cyprus	423	81.3	106.3	60.5	54.3	40.3	51.9	59.5	48.9	47.9	39.0	54.0	46.0
Estonia	939	174.6	212.2	219.6	252.7	342.1	166.2	27.6	30.6	45.9	51.6	47.9	52.0
Finland	172	264.0	346.0	304.9	326.6	332.1	375.5	501.2	287.1	347.3	273.5	276.1	320.3
France	132	4,761.0	4,811.2	5,075.6	4,649.1	4,945.3	5,002.9	3,419.3	3,785.4	4,963.7	4,624.1	4,011.4	4,309.3
Germany	134	25,767.1	27,995.9	31,115.9	27,592.4	28,652.5	31,769.7	23,396.2	25,043.2	26,539.7	23,943.9	25,220.6	28,197.4
Greece	174	340.3	387.4	405.6	408.4	410.8	443.5	87.7	93.2	112.3	96.6	107.0	124.9
Ireland	178	190.5	206.1	218.7	185.5	198.6	224.1	515.4	493.5	435.2	444.0	557.1	552.9
Italy	136	4,802.9	5,116.5	5,184.1	4,684.8	4,910.4	5,862.0	4,185.7	4,391.7	4,656.4	4,168.3	4,460.9	5,040.0
Latvia	941	180.3	188.1	240.0	154.1	163.9	203.0	32.2	33.7	35.4	41.4	59.8	45.7
Lithuania	946	248.2	248.3	245.4	229.8	241.8	280.2	117.6	184.3	162.9	124.6	142.1	191.0
Luxembourg	137	99.7	99.1	102.9	90.1	112.1	88.7	103.0	78.1	85.4	91.3	90.8	174.4
Malta	181	9.5	11.2	23.4	21.1	15.9	19.1	17.6	19.9	30.4	9.7	15.1	16.5
Netherlands	138	2,849.5	3,077.1	3,289.5	3,341.0	3,317.9	3,952.9	3,788.3	3,841.8	4,257.8	4,206.0	4,642.8	5,365.7
Portugal	182	300.1	276.7	320.6	331.0	370.5	467.4	218.6	235.3	291.8	206.6	228.9	229.8
Slovak Republic	936	6,159.7	5,849.4	5,559.6	5,046.1	5,118.5	5,476.3	5,356.5	5,730.0	5,646.5	4,818.9	4,997.7	5,668.0
Slovenia	961	1,183.7	1,251.2	1,237.7	996.1	1,068.9	1,215.6	1,020.3	1,223.7	1,375.3	1,247.3	1,356.6	1,471.6
Spain	184	2,404.4	2,681.0	2,985.7	3,307.9	3,183.7	3,182.9	1,126.4	1,328.1	1,544.3	1,450.7	1,602.5	1,791.6
Australia	193	207.9	201.5	277.9	300.0	310.0	267.9	22.3	26.0	24.2	37.7	31.6	60.0
Canada	156	295.7	279.1	192.5	168.6	160.9	205.7	139.5	133.2	119.1	118.7	89.7	88.2
China,P.R.: Hong Kong	532	304.8	278.7	260.9	236.0	294.9	284.3	78.8	68.3	70.3	53.2	41.5	40.6
China,P.R.: Macao	546	0.1	0.7	2.6	1.2	0.6	1.4	0.2	0.2	0.4	3.4	4.0	3.1
Czech Republic	935	4,002.1	4,113.6	4,286.4	3,947.8	4,323.9	4,975.6	3,356.6	4,084.7	4,774.7	4,400.9	4,549.1	5,170.6
Denmark	128	736.9	828.6	912.7	705.0	722.5	915.6	551.2	654.8	737.5	592.9	631.1	673.5
Iceland	176	5.4	9.7	11.1	9.6	12.5	10.8	2.0	24.6	50.3	40.1	42.0	43.0
Israel	436	348.5	353.4	349.7	321.0	344.4	332.1	156.1	149.7	180.8	174.8	153.4	191.1
Japan	158	576.1	499.0	538.2	556.1	556.3	552.7	1,265.4	1,228.6	1,183.2	1,272.3	1,436.9	1,462.7
Korea, Republic of	542	235.6	286.5	312.8	401.5	409.0	398.8	1,271.7	925.9	1,205.6	1,375.0	1,056.8	1,481.8
New Zealand	196	26.8	27.0	45.8	39.3	43.3	57.5	10.6	9.8	9.8	4.4	3.5	6.6
Norway	142	206.4	217.1	255.6	208.7	180.2	166.8	19.8	20.4	25.5	18.5	34.6	29.4
San Marino	135	0.1	0.1	0.4	0.0	0.0	0.2	0.5	0.4	0.4	0.4	0.5	0.7
Singapore	576	404.9	275.5	189.5	175.9	175.1	171.5	317.1	278.7	271.2	224.7	247.0	252.1
Sweden	144	1,093.8	1,049.5	1,132.4	1,225.5	1,264.9	1,574.3	1,024.0	966.1	1,007.5	868.1	901.5	879.0
Switzerland	146	957.3	1,004.2	1,003.6	876.0	883.4	909.3	525.5	441.3	565.5	570.7	549.4	624.9
Taiwan Prov.of China	528	94.2	123.3	108.2	113.2	140.1	190.5	1,137.9	952.1	644.9	681.7	753.5	871.7
United Kingdom	112	4,272.6	4,251.2	4,126.8	3,985.0	4,043.4	3,961.7	1,810.2	1,859.6	1,829.5	1,749.3	1,840.4	2,098.9
United States	111	2,491.8	2,786.0	3,106.0	2,720.4	2,960.6	2,643.7	1,698.9	1,761.3	1,835.5	1,749.5	1,771.4	1,873.0
Emerg. & Dev. Economies	200	30,063.3	30,364.1	28,645.6	24,119.8	24,727.9	29,559.9	29,016.5	30,415.9	29,562.7	23,959.8	23,653.0	28,877.3
Emerg. & Dev. Asia	505	2,502.0	2,457.7	2,426.1	1,928.5	2,150.1	2,475.2	8,675.0	8,371.7	8,042.3	7,452.3	7,678.9	8,625.1
Bangladesh	513	5.8	4.5	33.5	10.2	8.7	6.3	1.9	2.7	3.3	3.2	4.3	6.1
Brunei Darussalam	516	0.3	0.1	0.5	0.2	6.5	3.8	0.0	0.0	0.0	0.0	0.0
Cambodia	522	6.1	1.3	0.4	0.6	0.4	1.1	0.5	0.3	0.0	0.4	0.7	1.4
China,P.R.: Mainland	924	1,794.6	1,904.9	1,868.5	1,399.7	1,573.3	1,779.7	7,060.9	6,858.8	6,396.2	5,712.2	5,870.2	6,337.6
Fiji	819	0.2	0.1	0.0	0.4	0.2	0.4	0.0	0.0	0.0	0.0
F.T. French Polynesia	887	0.4	1.0	1.0	0.8	1.8	2.1	0.0	0.0	0.0
F.T. New Caledonia	839	1.8	4.0	3.3	3.3	3.5	2.2	0.1	0.0	0.0	0.0
India	534	285.5	218.3	211.2	212.0	184.4	228.6	374.4	365.7	390.3	376.8	390.8	453.8
Indonesia	536	24.1	41.5	29.3	47.5	50.4	42.8	127.0	126.3	147.6	170.8	151.3	176.2
Lao People's Dem.Rep	544	0.0	0.0	0.0	0.0	1.2	2.7	0.0	0.0	0.0	0.0	0.1
Malaysia	548	158.4	136.8	100.7	89.3	113.9	166.6	407.4	253.7	285.8	347.1	360.1	463.3
Maldives	556	0.3	0.3	0.3	0.2	0.3	0.1	0.0	0.0	0.0	0.0	0.0
Marshall Islands	867	0.6	0.0
Mongolia	948	10.1	12.0	11.2	10.2	8.8	9.4	0.0	0.0	0.0	0.1	0.0	0.1
Myanmar	518	27.6	1.1	3.9	4.4	4.2	2.0	0.0	0.3	0.0	0.0	0.4	0.4
Nepal	558	0.2	0.2	0.7	0.6	0.6	0.8	0.3	0.3	0.7	0.3	0.3	0.4

Hungary (944)

In Millions of U.S. Dollars

		Exports (FOB)						Imports (CIF)					
		2012	2013	2014	2015	2016	2017	2012	2013	2014	2015	2016	2017
Palau	565	0.0	0.0	0.1	0.0	0.0
Papua New Guinea	853	1.7	0.0	0.3	0.0	0.0	0.0	0.0	0.0	0.0	0.0	0.0	0.0
Philippines	566	14.3	9.2	12.3	16.1	14.4	38.7	206.5	185.9	203.2	212.7	188.7	204.4
Sri Lanka	524	2.7	2.3	2.3	17.0	9.9	9.4	9.3	8.4	11.2	20.8	26.0	30.8
Thailand	578	123.3	60.6	66.4	52.4	95.6	99.0	431.3	516.0	549.2	508.5	523.8	634.1
Timor-Leste	537	0.0	0.1	0.0	0.0	0.0
Vanuatu	846	0.0	0.0	0.0	0.1	0.0	0.0
Vietnam	582	44.4	59.3	79.5	63.4	71.7	79.2	55.5	53.1	54.7	99.3	162.0	316.3
Asia n.s.	598	0.1	0.1	0.2	0.2	0.2	0.0	0.0	0.0	0.0	0.0	0.0	0.0
Europe	170	23,044.8	23,927.2	23,120.4	19,364.4	19,853.9	23,975.6	19,157.9	20,376.8	20,439.0	15,403.9	14,987.2	19,158.9
Emerg. & Dev. Europe	903	16,711.8	17,053.7	17,457.0	15,641.1	16,192.5	19,170.3	9,110.5	10,118.6	11,395.6	10,520.8	10,963.6	12,882.5
Albania	914	67.9	72.2	63.0	59.8	71.3	104.7	1.2	1.3	2.6	15.4	19.1	25.2
Bosnia and Herzegovina	963	370.0	411.5	407.1	337.4	329.0	368.2	115.8	129.7	138.5	125.0	124.9	176.2
Bulgaria	918	976.1	998.7	1,119.2	1,042.1	1,093.3	1,217.0	257.6	329.1	383.2	381.5	387.9	472.4
Croatia	960	1,748.7	1,521.4	1,575.0	1,504.9	1,500.7	2,100.5	445.3	447.3	561.7	480.8	520.4	669.3
Faroe Islands	816	0.0	0.0	0.3	1.9	0.1	0.4	0.0	0.0	0.0
Gibraltar	823	0.6	0.9	0.8	0.6	0.5	2.8	0.0	0.0	0.0	0.0	0.0
Kosovo	967	42.1	51.6	44.7	38.6	47.5	59.5	0.2	0.3	0.3	0.4	0.5	1.7
Macedonia, FYR	962	159.2	173.2	213.4	196.0	272.4	398.5	10.8	12.2	140.1	165.3	252.3	317.0
Montenegro	943	54.0	70.9	65.9	48.1	39.7	46.0	67.7	4.0	1.2	3.3	42.8	37.1
Poland	964	3,943.4	4,227.9	4,335.4	3,853.7	4,322.9	4,924.3	4,401.9	4,824.2	5,414.3	5,019.4	5,127.3	5,871.5
Romania	968	6,152.4	6,133.2	6,160.2	5,445.4	5,349.0	6,159.0	2,657.2	2,861.3	3,359.4	2,874.2	2,914.8	3,198.2
Serbia, Republic of	942	1,640.2	1,604.4	1,765.1	1,448.9	1,476.3	1,868.7	567.6	711.4	638.2	626.3	720.3	1,010.2
Turkey	186	1,557.2	1,787.6	1,706.8	1,663.5	1,689.8	1,920.7	585.3	797.7	756.1	829.3	853.2	1,103.6
CIS	901	6,333.0	6,873.5	5,663.4	3,723.3	3,661.3	4,805.3	10,047.5	10,258.2	9,043.4	4,883.1	4,023.6	6,276.4
Armenia	911	20.6	21.0	20.7	15.6	13.5	17.2	0.8	1.1	0.4	0.5	0.7	0.3
Azerbaijan, Rep. of	912	49.1	67.0	77.2	66.4	44.5	49.0	0.8	0.1	0.2	0.1	15.8	1.2
Belarus	913	159.7	182.6	190.1	132.5	106.7	117.0	72.7	69.1	87.8	84.0	65.3	77.4
Georgia	915	50.2	53.3	57.0	47.6	42.9	55.5	0.3	0.6	0.7	0.7	0.5	1.0
Kazakhstan	916	160.5	209.6	166.2	145.2	117.6	142.1	89.0	51.6	40.9	19.2	73.3	406.6
Kyrgyz Republic	917	12.9	12.9	17.7	9.7	9.2	8.4	0.0	0.0	0.2	0.1	0.2	0.0
Moldova	921	147.1	149.8	123.0	90.7	95.5	104.3	29.0	16.6	8.6	4.8	9.4	11.9
Russian Federation	922	3,292.0	3,354.3	2,751.7	1,667.2	1,557.5	1,907.1	8,297.3	8,499.7	7,198.8	3,640.0	2,634.3	3,924.4
Tajikistan	923	4.6	5.4	5.8	4.8	3.7	2.8	1.4	0.0	0.2	0.3	1.3	0.0
Turkmenistan	925	14.8	114.8	26.9	53.0	30.1	14.9	0.0	0.1	0.1	0.1	1.7	0.0
Ukraine	926	2,355.4	2,631.4	2,163.5	1,447.2	1,599.2	2,330.1	1,554.4	1,617.3	1,704.8	1,132.8	1,220.8	1,853.4
Uzbekistan	927	66.3	71.4	63.5	43.4	40.9	57.0	1.8	2.1	0.9	0.6	0.2	0.1
Europe n.s.	884	0.0	0.0	0.0	0.1	0.1	0.0	0.0	0.0	0.0	0.0
Mid East, N Africa, Pak	440	2,344.1	2,133.6	1,451.5	1,358.6	1,171.7	1,188.1	119.1	342.9	587.4	557.0	449.3	551.7
Afghanistan, I.R. of	512	10.3	9.9	10.6	7.4	5.6	5.6	0.0	0.0	0.0	0.1	0.0	0.0
Algeria	612	158.9	211.7	143.5	80.3	65.7	56.3	6.3	0.0	0.0	27.2	0.8	0.0
Bahrain, Kingdom of	419	13.2	10.0	6.9	14.0	6.0	5.8	0.1	0.4	1.1	0.0	0.1	0.9
Djibouti	611	0.5	0.8	0.9	1.2	1.4	1.3	0.0	0.0
Egypt	469	132.1	172.3	266.5	258.3	190.5	115.1	10.9	15.7	23.3	21.3	26.9	154.6
Iran, I.R. of	429	22.6	25.0	35.1	30.6	32.6	52.7	3.7	3.8	3.7	4.8	47.5	2.8
Iraq	433	24.9	35.7	23.5	31.4	47.8	57.1	0.0	249.5	407.2	390.7	193.2	228.2
Jordan	439	32.0	33.4	41.3	35.3	46.0	33.2	7.1	6.6	1.9	0.3	0.2	0.5
Kuwait	443	43.0	26.1	46.7	36.6	22.5	19.6	0.5	0.0	0.8	4.7	6.5	0.1
Lebanon	446	43.3	64.8	76.1	56.4	58.5	49.8	0.4	0.4	0.3	0.3	0.2	0.4
Libya	672	18.7	22.8	14.0	8.9	6.7	11.2	0.0	0.0	0.0	0.4	0.1	30.4
Mauritania	682	3.1	1.6	2.6	1.6	1.1	1.3	0.0
Morocco	686	105.7	137.3	158.1	187.7	163.6	184.0	4.6	9.3	13.8	8.6	18.1	10.9
Oman	449	26.7	13.9	10.7	20.7	13.8	11.5	20.7	14.8	10.0	17.3	15.6	13.7
Pakistan	564	38.6	23.4	27.2	23.2	31.9	44.8	12.5	10.9	15.6	15.3	13.7	17.4
Qatar	453	49.9	24.6	34.3	31.7	23.0	29.9	0.2	0.1	0.1	0.1	0.2	0.2
Saudi Arabia	456	267.4	158.2	162.8	174.2	107.5	114.6	0.7	6.3	65.0	2.0	60.6	7.2
Somalia	726	0.0	0.1	0.1	0.1	0.1	0.1	0.0	0.0
Sudan	732	3.2	1.3	1.2	1.2	2.8	1.9	0.0	0.1	0.1	0.0	0.1	0.1
Syrian Arab Republic	463	23.0	4.8	7.4	3.6	3.7	3.1	1.0	0.3	0.1	0.3	0.0	1.0
Tunisia	744	117.4	126.1	136.5	132.1	129.8	137.9	45.3	20.8	29.4	59.2	61.8	75.3

Hungary (944)

In Millions of U.S. Dollars

		Exports (FOB)						Imports (CIF)					
		2012	2013	2014	2015	2016	2017	2012	2013	2014	2015	2016	2017
United Arab Emirates	466	1,198.1	1,020.6	231.7	215.4	203.8	209.4	5.1	4.0	15.0	4.5	3.8	7.9
West Bank and Gaza	487	0.5	0.1	4.1	2.6	2.0	1.3
Yemen, Republic of	474	11.0	8.9	9.7	4.0	5.6	40.6	0.0	11.1	0.0	0.1	0.0
Sub-Saharan Africa	603	1,111.2	753.1	556.1	386.8	415.5	364.4	47.2	71.1	53.7	36.3	42.9	64.9
Angola	614	66.1	5.1	26.7	5.8	5.5	45.5	0.0	0.0	0.0	0.0
Benin	638	5.0	5.5	6.1	5.9	2.6	4.3	0.0	0.0	0.0
Botswana	616	1.4	2.1	0.9	0.5	0.9	1.5	0.0	0.0	0.0	0.0	0.0
Burkina Faso	748	1.9	2.0	5.5	2.7	1.6	2.9	0.0	0.1
Burundi	618	0.0	0.0	0.1	0.2	0.1	0.1	0.0
Cabo Verde	624	0.3	0.1	4.4	0.2	0.3	0.1	0.0	0.0	0.0
Cameroon	622	7.2	7.2	16.9	13.0	7.0	8.1	0.3	0.2	0.2	0.2	1.5	1.1
Central African Rep.	626	0.3	0.1	0.2	0.1	0.0	0.0	0.0
Chad	628	0.2	0.2	2.8	0.1	0.3	0.2	0.0	0.0	0.0
Congo, Dem. Rep. of	636	0.3	0.4	2.2	2.2	2.3	1.4	0.0	0.0	0.0	0.0	0.0
Congo, Republic of	634	5.4	4.6	6.2	4.4	3.7	3.8	0.0	0.2	0.2	0.1	0.0	0.7
Côte d'Ivoire	662	6.7	9.4	10.8	4.4	4.7	6.6	1.3	2.7	1.6	1.2	0.7	2.8
Equatorial Guinea	642	0.1	0.1	0.3	0.1	0.2	0.1	0.0
Eritrea	643	0.0	0.3	0.3	0.5
Eswatini, Kingdom of	734	0.0	0.0	0.0	11.9	10.5	19.4	0.0	0.0
Estonia	939	174.6	212.2	219.6	252.7	342.1	166.2	27.6	30.6	45.9	51.6	47.9	52.0
Ethiopia	644	10.8	12.9	7.6	23.5	22.1	10.5	1.5	2.5	1.8	1.3	1.2	0.7
Gabon	646	1.2	1.2	1.4	1.0	1.0	1.2	0.3	0.4	1.1	1.0	1.1	3.7
Gambia, The	648	0.5	0.6	1.8	0.6	0.5	1.1	0.0	0.0	0.0	0.0	0.0
Ghana	652	37.8	31.1	30.3	12.4	48.8	15.7	0.0	0.1	5.5	0.1	1.3	0.0
Guinea	656	2.0	5.1	13.4	1.0	1.7	2.4	0.0	0.0	0.0	0.2	0.0	0.0
Guinea-Bissau	654	0.5	0.1	0.0	0.1	0.0	0.1	0.1
Kenya	664	13.6	17.8	18.9	20.1	17.7	8.7	0.5	0.0	0.1	0.3	1.5	0.7
Lesotho	666	0.1	0.0	0.0	0.0	0.0	0.0	0.0	0.0	0.0
Liberia	668	0.7	0.7	0.7	1.3	0.8	1.4	0.0	0.0	0.0	0.7	1.3
Madagascar	674	0.3	1.0	0.8	1.2	1.1	1.8	0.0	0.0	0.1	0.0	0.0	0.1
Malawi	676	0.0	0.7	0.4	0.2	0.1	0.9	0.4	0.3	0.4	0.3	0.5	0.5
Mali	678	0.9	5.3	3.3	2.2	1.7	5.1	0.0	0.0	0.1	0.0	0.0
Mauritius	684	2.9	1.5	2.3	2.7	2.8	3.0	0.3	0.1	0.2	0.0	0.7	0.5
Mozambique	688	0.9	1.8	5.9	1.0	2.1	1.5	10.3	1.6	0.9	1.6	2.2	2.8
Namibia	728	0.6	0.3	1.1	0.2	0.5	0.3	0.1	0.1	0.1	0.1	0.1	0.2
Niger	692	0.9	1.5	1.3	0.8	1.1	1.1	0.0	0.0	0.0	0.0
Nigeria	694	123.2	161.8	112.7	43.2	34.9	33.3	0.0	1.7	0.1	0.0	0.1	0.1
Rwanda	714	0.6	0.7	1.1	0.9	0.6	0.8	0.0	0.0	0.0
São Tomé & Príncipe	716	0.1	0.1	0.0	0.0
Senegal	722	3.0	2.6	23.4	11.3	11.1	15.3	0.0	0.0	0.1	0.0	0.0	0.0
Seychelles	718	4.6	5.8	1.4	1.1	0.8	0.5	0.2	0.0	0.0
Sierra Leone	724	0.8	0.7	1.9	1.1	0.3	0.8	0.0	0.0	0.0	0.0	0.0	0.0
South Africa	199	779.9	449.6	223.7	202.5	181.7	170.0	18.2	45.6	18.2	27.0	28.3	44.9
Tanzania	738	1.9	3.4	5.7	5.1	40.6	3.4	0.2	0.5	0.3	0.3	0.2	0.1
Togo	742	1.7	1.6	1.7	1.1	1.4	1.8	0.0	0.0	0.0
Uganda	746	20.3	4.3	8.7	8.5	10.4	6.0	1.2	2.3	1.6	1.0	0.9	0.9
Zambia	754	3.7	1.2	1.7	1.9	1.5	1.1	0.0	0.0	0.0	0.0	0.0	0.0
Zimbabwe	698	2.8	3.2	1.7	1.6	1.1	1.4	0.6	2.1	1.6	1.3	1.9	3.6
Western Hemisphere	205	1,061.2	1,092.6	1,091.5	1,081.5	1,136.7	1,556.6	1,017.3	1,253.4	440.2	510.3	494.7	476.8
Antigua and Barbuda	311	0.0	0.1	0.2	0.8	0.7	0.5	0.0	0.0	0.0
Argentina	213	45.0	29.1	20.1	46.1	54.9	100.9	14.4	18.4	14.7	13.3	15.0	18.3
Aruba	314	0.0	0.1	0.0	0.2	0.7	0.5	0.0	0.0	0.0
Bahamas, The	313	0.9	0.0	0.1	0.2	0.2	0.1	0.1	0.0	0.0	0.0	0.0
Barbados	316	0.5	2.5	1.2	2.2	3.9	4.7	0.0	0.0	0.0	0.0	0.0	0.0
Belize	339	0.2	1.9	1.5	3.1	2.0	0.1	0.2	0.0	0.0	0.0	0.0
Bermuda	319	0.1	0.1	0.1	0.4	0.9	0.9	0.0	0.0	0.0	0.1	0.1	0.1
Bolivia	218	1.6	1.9	2.5	14.2	15.4	21.0	0.0	0.0	0.0	0.0	0.0	0.0
Brazil	223	335.8	382.2	302.6	241.1	179.2	231.3	164.0	127.5	154.3	203.4	176.5	189.1
Chile	228	32.4	22.2	45.3	66.3	84.1	63.5	7.6	8.7	13.5	14.5	12.5	10.3
Colombia	233	21.3	30.2	35.0	29.8	38.4	48.2	27.2	1.5	11.5	1.1	0.9	0.7

Hungary (944)

In Millions of U.S. Dollars

		Exports (FOB)						Imports (CIF)					
		2012	2013	2014	2015	2016	2017	2012	2013	2014	2015	2016	2017
Costa Rica	238	3.1	4.0	10.2	17.9	38.5	31.6	8.1	19.0	8.8	1.7	2.3	1.8
Curacao	354	5.3	7.8	2.4	2.5	1.1	0.0	0.0
Dominica	321	0.1	0.0	0.1	0.1	0.2	0.2	0.0	0.0	0.0	0.0	0.0	0.0
Dominican Republic	243	1.7	2.7	4.7	8.0	13.1	6.7	0.1	0.2	0.1	0.4	0.3	0.1
Ecuador	248	2.7	8.8	5.9	5.2	4.3	21.5	0.3	0.6	0.1	0.1	0.4	0.0
El Salvador	253	0.8	1.0	0.9	1.9	3.6	1.3	0.1	0.0	0.0	0.0	0.1	0.1
Greenland	326	0.0	0.0	0.0	0.0	0.1	0.0
Grenada	328	0.0	0.3	0.6
Guatemala	258	2.0	1.4	3.9	1.8	3.4	2.8	0.1	0.0	0.1	0.2	0.1	0.2
Guyana	336	0.0	0.3	0.2	0.1	0.1	0.4	0.0
Haiti	263	0.9	0.6	0.7	1.3	2.3	1.8	0.0	0.0	0.0	0.0	0.0	0.0
Honduras	268	3.3	3.2	2.2	2.9	3.9	5.2	1.0	1.4	1.8	5.0	0.8	0.6
Jamaica	343	5.2	5.3	5.4	6.8	8.9	11.8	0.0	0.0	0.0	0.0	0.0	0.0
Mexico	273	484.5	519.2	587.1	550.2	588.4	915.5	772.9	1,061.4	227.6	261.2	277.8	247.6
Netherlands Antilles	353	4.6
Nicaragua	278	0.4	0.7	1.0	2.3	4.0	3.0	0.0	0.2	0.0	0.0	0.0	0.3
Panama	283	4.7	6.2	6.0	15.7	28.3	18.2	0.1	0.1	0.0	0.0	0.1	0.0
Paraguay	288	0.9	1.3	1.9	6.4	4.1	7.4	0.0	0.0	0.0	0.0	0.0	0.0
Peru	293	11.7	25.7	19.1	28.3	26.7	26.7	2.6	1.5	2.0	1.9	1.9	1.1
Sint Maarten	352	0.1	0.1	0.2	0.5	0.6	0.3	0.1	0.0	0.0
St. Kitts and Nevis	361	0.0	0.2	0.5	0.2	0.0	0.0	0.0	0.0
St. Lucia	362	0.0	0.1	0.3	0.7	1.0	0.0	0.0
St. Vincent & Grens.	364	0.0	0.0	0.1	0.0	0.0	0.0	0.0
Suriname	366	1.9	0.7	1.5	2.1	0.9	1.0	0.0	0.0	0.0	0.0
Trinidad and Tobago	369	2.0	5.9	3.5	9.1	6.6	14.3	0.0	0.0	0.0	0.0	0.0	0.0
Uruguay	298	17.4	7.5	4.8	7.3	8.3	7.4	18.7	12.6	4.9	5.7	5.5	5.8
Venezuela, Rep. Bol.	299	73.7	21.9	15.0	5.3	4.1	2.8	0.0	0.1	0.3	0.3	0.3	0.5
Western Hem. n.s.	399	1.5	0.4	0.7	1.3	1.8	1.7	0.0	0.0	0.1	1.0	0.2	0.1
Other Countries n.i.e	910	1.4	1.6	1.2	1.2	1.8	2.6	0.4	12.4	9.5	0.6	11.4	0.2
Cuba	928	1.3	1.5	1.2	1.2	1.8	2.6	0.0	12.4	9.5	0.2	11.4	0.2
Korea, Dem. People's Rep.	954	0.2	0.1	0.0	0.0	0.4	0.0	0.0	0.5	0.0	0.0
Special Categories	899	2.4	0.0
Countries & Areas n.s.	898	0.1	0.3	0.1	0.3	0.1	2.2	0.0	323.0	14.1	9.8	12.0	14.2
Memorandum Items													
Africa	605	1,499.8	1,232.1	999.0	791.0	779.9	747.1	103.4	101.3	96.9	131.2	123.7	151.3
Middle East	405	1,906.5	1,621.3	970.7	923.7	769.8	755.0	50.4	301.8	528.6	446.7	354.8	447.9
European Union	998	80,202.1	83,676.7	88,510.3	80,118.9	82,983.9	92,448.8	67,305.3	71,809.9	78,842.3	70,434.1	72,938.6	81,809.5
Export earnings: fuel	080	5,648.4	5,545.2	3,953.5	2,698.0	2,405.3	2,917.6	8,452.3	8,834.8	7,756.2	4,113.9	3,056.3	4,629.4
Export earnings: nonfuel	092	97,953.7	101,958.1	106,668.6	95,826.2	99,514.0	110,888.4	86,754.3	91,284.8	97,140.7	87,859.7	90,823.9	102,889.3

Iceland (176)

In Millions of U.S. Dollars

		Exports (FOB)						Imports (CIF)					
		2012	2013	2014	2015	2016	2017	2012	2013	2014	2015	2016	2017
IFS World		5,063.7	4,997.7	5,052.6	4,740.7	4,456.7	4,864.5	4,772.0	5,019.8	5,374.7	5,309.1	5,697.6	6,969.8
World	001	5,063.7	4,997.6	5,052.6	4,742.0	4,455.3	4,849.2	4,772.0	5,019.8	5,374.7	5,309.5	5,694.5	6,919.5
Advanced Economies	110	4,390.1	4,309.1	4,256.9	4,164.0	3,966.4	4,301.3	3,596.1	3,814.7	4,128.8	3,829.0	4,461.4	5,287.4
Euro Area	163	2,977.7	2,958.6	2,808.6	2,719.1	2,514.3	2,864.1	1,348.4	1,305.7	1,494.3	1,534.7	1,845.0	2,260.7
Austria	122	10.6	5.3	3.3	2.5	2.4	2.8	21.4	30.2	22.3	25.6	28.1	34.3
Belgium	124	80.3	86.9	112.9	107.2	102.0	91.4	63.3	59.9	75.4	71.1	75.9	93.2
Cyprus	423	0.5	1.3	0.9	1.1	1.4	2.0	0.3	0.2	0.3	0.2	0.3	0.3
Estonia	939	4.5	7.1	6.3	3.4	2.0	0.8	28.7	32.3	38.6	36.8	31.7	40.5
Finland	172	11.8	14.4	8.1	12.4	9.0	5.5	44.6	43.0	51.9	47.6	54.9	72.6
France	132	224.6	232.8	251.1	271.4	298.0	307.3	102.2	125.9	134.4	134.7	161.0	189.3
Germany	134	651.7	605.7	304.7	352.7	310.2	368.4	437.7	402.1	410.0	456.4	572.8	738.3
Greece	174	11.2	10.4	8.8	12.0	10.6	5.8	2.6	3.3	2.2	2.5	3.9	7.4
Ireland	178	10.9	11.9	16.5	12.4	11.8	10.2	70.6	33.5	53.8	112.8	73.2	106.3
Italy	136	104.4	110.5	86.0	59.9	48.6	47.9	143.2	165.3	165.5	155.6	176.4	218.4
Latvia	941	3.1	5.0	5.4	4.2	4.0	3.8	19.9	23.9	24.0	23.2	25.3	35.4
Lithuania	946	86.9	86.1	58.0	18.5	26.8	36.5	23.1	26.8	34.4	31.4	44.1	63.4
Luxembourg	137	0.1	0.3	0.9	0.7	0.9	1.0	1.9	2.4	1.6	4.6	8.0	4.2
Malta	181	2.0	4.4	2.1	1.4	1.5	1.0	6.4	11.0	6.2	4.8	17.8	2.8
Netherlands	138	1,517.5	1,499.7	1,476.7	1,236.0	1,131.5	1,235.3	288.5	249.5	354.3	311.3	427.9	463.8
Portugal	182	73.5	59.7	78.2	71.5	82.1	76.3	17.3	13.6	16.4	15.2	21.0	25.8
Slovak Republic	936	7.1	19.9	12.4	6.2	5.8	9.6	15.5	15.8	19.0	25.5	33.1	46.2
Slovenia	961	0.6	0.3	0.7	0.1	0.4	0.1	5.1	4.5	4.7	6.1	6.8	7.8
Spain	184	176.3	196.9	375.6	545.5	465.4	658.5	56.2	62.4	79.3	69.2	82.8	110.7
Australia	193	6.8	4.8	31.8	15.1	11.8	22.4	3.4	3.3	3.7	16.6	118.5	232.3
Canada	156	28.0	37.5	41.9	56.7	44.1	55.8	52.7	53.2	65.7	100.6	67.4	80.0
China,P.R.: Hong Kong	532	15.2	11.8	8.0	9.3	12.7	14.2	6.7	8.4	7.7	7.2	25.1	25.3
China,P.R.: Macao	546	0.0	0.0	0.1	0.0	0.0	0.0	0.0	0.0	0.0	0.0	0.0	0.1
Czech Republic	935	1.1	4.3	4.8	3.9	9.1	9.8	36.2	48.8	55.7	58.6	67.6	82.9
Denmark	128	131.7	141.2	100.9	114.4	106.2	110.3	269.9	417.3	406.6	377.6	349.5	429.0
Israel	436	0.8	0.6	0.7	0.7	0.7	0.7	6.4	5.9	6.6	5.8	5.2	8.7
Japan	158	103.0	93.6	92.8	94.6	99.6	94.2	70.5	69.6	74.6	91.6	111.8	168.2
Korea, Republic of	542	14.4	15.3	9.4	15.1	16.9	20.4	33.6	43.1	60.4	60.7	73.0	94.7
New Zealand	196	5.5	7.9	0.8	1.9	3.0	0.7	3.4	2.9	3.1	3.6	27.5	4.4
Norway	142	258.9	237.4	228.1	221.3	188.8	238.1	793.8	755.6	787.5	537.4	515.2	634.0
Singapore	576	0.6	1.6	1.2	0.9	0.4	0.6	3.5	9.3	5.4	28.7	45.4	49.0
Sweden	144	23.4	21.9	20.9	22.9	24.8	27.7	183.1	201.5	193.0	203.6	221.5	282.6
Switzerland	146	84.8	54.0	81.1	54.8	59.6	30.9	53.1	86.6	74.3	96.4	64.3	70.6
Taiwan Prov.of China	528	13.0	8.2	8.5	13.6	24.1	14.2	22.6	18.3	21.6	19.9	22.7	26.3
United Kingdom	112	497.2	474.8	567.5	550.4	502.5	456.3	221.8	300.9	324.5	267.6	330.3	394.0
United States	111	227.9	235.4	249.8	269.2	347.8	340.9	487.0	484.1	543.9	418.3	571.4	444.5
Emerg. & Dev. Economies	200	671.3	687.6	795.1	577.7	487.4	547.9	1,163.7	1,205.0	1,240.6	1,469.4	1,233.0	1,631.9
Emerg. & Dev. Asia	505	81.9	81.5	63.6	107.6	125.3	127.3	469.3	482.0	507.7	504.6	561.2	597.3
Bangladesh	513	0.1	0.1	0.2	0.3	0.3	0.2	4.7	6.1	7.4	7.4	8.9	10.9
Cambodia	522	0.0	0.0	0.0	0.6	0.8	1.1	1.7	2.6	3.9
China,P.R.: Mainland	924	61.0	57.3	41.0	72.6	91.4	97.1	341.9	391.5	396.6	417.1	420.4	482.2
F.T. New Caledonia	839	0.1	0.0	0.0	0.0
India	534	0.8	0.7	1.2	1.0	1.1	0.9	35.2	36.0	29.9	30.0	58.0	22.6
Indonesia	536	1.3	0.5	0.7	0.1	0.9	0.7	5.2	4.8	5.1	5.6	6.9	9.3
Lao People's Dem.Rep	544	0.0	0.0	0.1	0.1	0.1	0.2
Malaysia	548	2.4	3.2	1.9	1.2	0.6	0.4	52.3	8.7	33.7	8.4	21.8	11.2
Maldives	556	0.0	0.0	0.0	0.1	0.1	0.1	0.2	0.1	0.1	0.0
Myanmar	518	0.1	0.1	0.1	0.0	0.1	0.4	1.1
Nepal	558	0.8	0.0	0.0	0.0	0.1	0.2	0.2	0.1	0.3
Papua New Guinea	853	0.0	0.0	0.1	0.0	0.0	0.0	0.0	0.0	0.0
Philippines	566	0.8	0.4	0.9	0.3	0.3	0.9	2.5	2.4	2.8	2.6	4.1	3.4
Solomon Islands	813	0.1
Sri Lanka	524	0.1	0.0	0.0	0.0	0.0	0.0	1.5	1.6	2.0	2.2	2.7	3.8
Thailand	578	3.0	3.9	2.5	7.5	8.2	12.1	14.7	16.7	17.2	15.5	17.9	25.3
Vietnam	582	12.3	12.5	14.2	23.4	22.1	14.9	10.3	12.9	11.5	13.6	17.0	23.1
Asia n.s.	598	0.2	2.1	0.8	1.0	0.3	0.0	0.0	0.0

Iceland (176)

In Millions of U.S. Dollars

		Exports (FOB)						Imports (CIF)					
		2012	2013	2014	2015	2016	2017	2012	2013	2014	2015	2016	2017
Europe	170	375.3	418.8	450.1	250.9	242.9	280.4	166.5	189.4	236.8	271.4	267.0	482.4
Emerg. & Dev. Europe	903	144.1	182.4	178.8	127.2	174.5	160.5	128.9	154.0	208.6	250.0	252.6	462.3
Albania	914	0.0	0.6	0.0	0.1	0.1	0.1	0.1	0.1	0.1
Bosnia and Herzegovina	963	0.1	0.1	0.3	0.3	0.5	0.3	0.6	0.6
Bulgaria	918	0.1	0.5	0.1	0.6	1.2	2.1	2.2	3.2	4.7	4.4	4.9	8.4
Croatia	960	1.5	2.8	1.3	1.9	4.3	2.0	3.2	1.0	1.2	2.3	4.4	3.3
Faroe Islands	816	53.9	51.1	44.9	31.5	50.2	33.6	10.4	17.2	19.8	20.1	33.4	18.8
Gibraltar	823	0.4	0.2	0.1	1.6	1.1	1.1	0.0
Hungary	944	1.7	47.1	74.2	47.4	42.9	48.6	13.0	12.4	21.3	20.5	27.0	28.2
Macedonia, FYR	962	0.2	0.2	0.2	0.2	0.1	0.0	0.3	0.3	0.4	0.4	0.5	0.6
Montenegro	943	0.3	0.0	0.0	0.1	0.1	0.0
Poland	964	73.5	62.8	37.2	21.5	52.2	50.9	57.3	80.1	84.5	96.4	117.9	189.2
Romania	968	1.0	0.9	0.7	0.7	1.6	2.3	5.2	6.7	8.2	10.2	18.6	23.0
Serbia, Republic of	942	0.6	0.2	0.5	0.1	0.4	0.1	0.8	1.3	1.7	1.2	1.4	3.0
Turkey	186	11.1	16.6	19.8	21.1	20.5	19.8	36.1	31.4	66.2	94.0	43.8	187.1
CIS	901	231.2	236.1	270.7	123.7	68.3	120.0	37.7	35.4	28.2	21.4	14.4	20.1
Armenia	911	0.1	0.0	0.0	0.0	0.0	0.0
Azerbaijan, Rep. of	912	0.0	0.0	0.6	2.1	1.2	2.1	0.0	0.0	0.0	0.0
Belarus	913	2.9	2.1	7.8	6.9	22.4	28.3	0.2	0.1	0.0	3.8	0.8	0.8
Georgia	915	0.0	2.0	0.3	2.3	2.4	3.6	0.0	0.0	0.0	0.0	0.2	0.2
Kazakhstan	916	0.1	0.2	1.2	0.9	2.0	1.4	0.0	0.0	0.0	0.0	0.0	0.0
Moldova	921	0.0	0.1	0.2	0.2	0.1	0.1	0.2	0.1	0.2	0.3
Russian Federation	922	195.7	167.5	249.8	95.5	22.2	66.5	36.1	34.4	27.2	16.4	11.2	16.6
Ukraine	926	32.4	64.3	11.1	15.8	18.1	17.8	1.2	0.8	0.7	1.0	1.9	2.1
Uzbekistan	927	0.0	0.0	0.0	0.1
Europe n.s.	884	0.0	0.4	0.6	0.0	0.0	0.0	0.0	0.0	0.0
Mid East, N Africa, Pak	440	20.2	28.4	18.7	14.8	11.5	21.0	33.0	21.0	60.3	22.8	77.9	146.8
Afghanistan, I.R. of	512	0.0	0.0	0.0	0.0	0.1
Bahrain, Kingdom of	419	0.0	0.1	1.6	0.5	0.0	0.1	0.0	0.0	0.0	0.2	0.0
Egypt	469	0.6	2.4	5.5	8.5	2.6	10.3	1.9	3.6	1.9	4.0	4.3	4.7
Iran, I.R. of	429	14.5	1.9	0.3	0.4	0.2	0.5	0.6	0.5	0.7	0.7	0.9	0.8
Iraq	433	0.0	0.6	0.0
Jordan	439	0.2	0.3	0.3	0.1	0.1	0.3	0.3	0.3	0.3	0.7
Kuwait	443	0.2	0.1	0.0	0.5	0.3	0.5	0.0	0.0	0.0
Lebanon	446	0.0	0.0	0.5	0.0	0.0	0.0	0.0	0.0	0.0	0.0	0.0	0.0
Mauritania	682	0.0	0.1	0.0	0.0	0.0	0.0	0.1	0.1	0.0	0.0
Morocco	686	0.8	0.7	2.7	1.2	4.9	4.5	4.8	4.0	5.8	4.9	6.4	3.9
Oman	449	0.0	0.1	0.1	0.0	0.0	0.0	0.0	0.0	0.0	0.0	0.0
Pakistan	564	0.0	0.0	0.1	0.0	0.1	0.0	2.8	2.9	3.3	3.5	4.3	4.8
Qatar	453	0.1	0.1	0.3	0.0	0.1	0.0	12.3	0.0	37.7	0.0	29.7	0.0
Saudi Arabia	456	1.4	2.0	0.5	0.3	0.4	2.4	0.9	0.6	1.7	1.7	25.0	124.8
Sudan	732	0.0	0.0	0.0	0.2	0.2	0.2	0.2	0.3	0.1
Syrian Arab Republic	463	0.1	0.0	0.0	0.0	0.0	0.0	0.0
Tunisia	744	0.1	0.0	0.0	0.0	0.0	0.0	8.7	7.7	8.1	6.8	6.3	6.0
United Arab Emirates	466	2.3	20.1	6.6	3.2	2.9	2.6	0.8	1.1	0.5	0.3	0.5	0.7
Sub-Saharan Africa	603	140.9	103.8	141.1	119.8	57.8	68.9	26.9	11.7	12.5	26.7	30.5	21.4
Angola	614	0.0	0.1	17.0	0.0
Benin	638	0.2	1.9	1.1	0.9	0.1
Burkina Faso	748	0.0	0.0	0.0	0.0	0.0	0.1
Cameroon	622	0.1	0.1	0.1	0.1	0.0	0.0
Congo, Dem. Rep. of	636	1.4	0.0	0.0
Côte d'Ivoire	662	0.0	1.7	0.0	0.0	1.8	2.2	3.3	3.1	3.8	3.6
Estonia	939	4.5	7.1	6.3	3.4	2.0	0.8	28.7	32.3	38.6	36.8	31.7	40.5
Ethiopia	644	0.1	0.4	0.2	0.2	0.2	0.2	0.2
Gabon	646	0.0	0.2	0.0	0.1	0.0	0.0	0.0	0.0	0.0	0.0	0.0	0.1
Gambia, The	648	0.2	0.6	0.1	0.0	0.0
Ghana	652	0.3	1.0	5.8	3.1	1.5	0.2	0.1	0.6	0.0	0.7	0.1	0.3
Kenya	664	0.9	1.3	2.9	6.1	1.8	0.1	0.5	0.7	0.8	0.8	0.8	0.9
Liberia	668	0.1	0.1	0.2	0.4	0.1	0.1	0.0	0.0	0.0
Madagascar	674	0.0	0.0	0.0	0.0	0.0	0.1	0.1	0.1	0.1	0.1	0.1

Iceland (176)

In Millions of U.S. Dollars

		Exports (FOB)						Imports (CIF)					
		2012	2013	2014	2015	2016	2017	2012	2013	2014	2015	2016	2017
Mali	678	0.0	0.0	0.0	0.0	0.1	0.0	0.0	0.0	0.0
Mauritius	684	0.0	0.0	0.0	0.0	0.2	0.0	0.2	0.4	0.4	0.3	0.5	1.0
Mozambique	688	0.1	0.0	0.0	0.0	0.0	0.0	0.0
Namibia	728	0.2	0.3	0.4	0.5	1.3	0.5	0.5	0.2	0.7	0.3	0.2	0.3
Niger	692	0.2	0.0	0.0	0.0
Nigeria	694	132.2	99.2	128.2	103.9	49.5	52.0	0.0	0.0	0.0	0.0	0.0	0.0
Rwanda	714	0.0	0.1	0.0	0.0	0.0
Senegal	722	0.0	0.0	0.0	0.1	0.3	0.1	0.2	0.1
Seychelles	718	0.0	0.0	0.0	0.0	0.0	0.1	1.1	0.9	0.6	1.0	0.9	0.4
Sierra Leone	724	0.0	0.0	0.1	0.2
South Africa	199	7.0	1.8	1.9	1.6	1.4	14.5	5.0	6.0	6.0	19.5	23.2	13.9
Tanzania	738	0.1	0.1	0.0	0.0	0.0	0.0	0.1	0.1
Togo	742	0.1	0.0	0.0	0.0
Zimbabwe	698	0.0	0.0	0.1	0.0	0.0	0.1	0.0	0.1
Western Hemisphere	205	53.1	55.0	121.5	84.5	50.0	50.1	468.0	500.9	423.3	643.9	296.5	384.0
Antigua and Barbuda	311	7.3	1.8	1.0	1.9	1.7	4.4	0.0
Argentina	213	0.4	0.5	3.1	0.8	0.6	1.1	35.0	3.1	2.6	2.2	3.0	2.8
Aruba	314	0.0	0.0	0.1	0.0	0.0
Bahamas, The	313	1.7	1.9	2.2	2.2	3.1	2.7	0.0	0.0
Barbados	316	0.0	0.0	0.2	0.0	0.0	0.0
Belize	339	2.6	0.0
Bermuda	319	0.1	0.1	0.0	0.1	0.7	0.2	103.2	94.9	0.0
Bolivia	218	0.0	0.0	0.0	0.1	0.1	0.1	0.1	0.1	0.1
Brazil	223	8.8	6.6	7.6	7.9	11.2	8.8	317.5	367.1	290.7	309.0	95.6	237.7
Chile	228	8.3	8.6	5.5	29.0	4.1	5.0	43.1	6.6	14.0	10.1	7.7	13.5
Colombia	233	0.7	0.5	0.6	0.8	0.5	0.9	1.7	1.3	1.0	1.4	1.9	2.8
Costa Rica	238	1.7	0.2	0.0	0.1	0.0	0.3	5.7	2.8	2.2	2.3	3.2	3.7
Dominica	321	0.1	0.5	0.0	0.0	0.0
Dominican Republic	243	0.4	0.5	0.6	0.9	0.6	0.4
Ecuador	248	0.2	0.4	0.0	0.0	0.2	1.1	3.4	6.1	7.2	4.8	5.0
El Salvador	253	0.4	0.1	0.1	0.2	0.2	0.1	0.2
Falkland Islands	323	0.0	0.0	0.1	0.0	0.0	0.0	0.0
Greenland	326	21.2	21.7	89.4	33.7	22.8	20.7	11.4	28.5	15.1	28.1	16.0	23.1
Grenada	328	0.0	0.2
Guatemala	258	0.0	0.4	0.6	0.5	0.4	1.0	1.2
Haiti	263	0.1	0.1	0.1	0.1	0.1	0.1
Honduras	268	0.0	0.0	0.3	0.2	0.3	0.3	0.3	0.4
Jamaica	343	0.0	0.0	16.7	41.6	54.2	89.2	31.8	56.0
Mexico	273	0.8	7.5	8.1	1.8	3.7	3.2	6.5	8.1	9.3	12.8	18.0	23.0
Netherlands Antilles	353	0.2
Nicaragua	278	0.7	0.5	0.0	0.6	0.7	1.7	1.1	0.9	0.7	0.7
Panama	283	1.2	0.6	0.8	2.1	0.2	0.5	0.3	1.9	0.6	0.3	0.1	0.1
Paraguay	288	0.0	0.0	0.0	0.0	0.0	0.0	0.0	0.0	0.0	0.0	0.1	0.1
Peru	293	0.0	0.7	0.6	0.1	0.2	0.2	12.6	22.5	9.8	18.3	12.7	12.9
St. Kitts and Nevis	361	0.1	0.0	0.0
St. Vincent & Grens.	364	0.1	0.1	0.0	0.2
Suriname	366	0.0	4.9	10.5	0.0
Trinidad and Tobago	369	0.0	0.0	0.0	0.0	0.0	0.1	0.0	0.0	0.0	0.0
Uruguay	298	0.7	0.4	1.0	0.3	0.3	0.1	1.2	0.1	0.4	0.0	0.1	0.0
Venezuela, Rep. Bol.	299	0.1	0.0	0.2	0.1	13.2	5.6	14.4	46.1	3.5	0.0
Western Hem. n.s.	399	0.1	3.0	0.3	0.1	0.3	0.0	0.0	0.0	0.0	0.0	0.0
Other Countries n.i.e	910	2.3	0.9	0.6	0.4	1.5	0.1	12.2	0.1	5.2	11.1	0.1	0.2
Cuba	928	2.3	0.9	0.6	0.4	1.5	0.1	12.2	0.1	5.2	11.1	0.1	0.2
Memorandum Items													
Africa	605	141.7	104.6	143.9	121.2	62.7	73.5	40.5	23.6	26.7	38.7	43.4	31.4
Middle East	405	19.4	27.7	15.8	13.4	6.5	16.5	16.5	6.1	42.8	7.2	60.7	131.8
European Union	998	3,708.7	3,715.0	3,616.1	3,482.8	3,259.1	3,574.1	2,140.4	2,377.7	2,594.1	2,575.9	2,986.6	3,701.2
Export earnings: fuel	080	347.2	292.8	390.3	208.3	79.6	129.5	83.8	47.1	89.5	74.1	77.6	151.2
Export earnings: nonfuel	092	4,716.5	4,704.8	4,662.2	4,533.7	4,375.7	4,719.7	4,688.2	4,972.7	5,285.1	5,235.3	5,616.9	6,768.3

India (534)

In Millions of U.S. Dollars

		Exports (FOB)						Imports (CIF)					
		2012	2013	2014	2015	2016	2017	2012	2013	2014	2015	2016	2017
IFS World		296,424.8	313,290.0	321,532.1	267,348.3	264,534.5	298,927.8	488,561.7	469,439.9	462,549.1	392,748.1	361,596.0	445,698.9
World	001	297,197.5	315,089.8	317,719.3	266,162.8	261,861.7	296,211.9	490,405.3	467,938.8	460,501.3	392,229.8	356,320.3	442,982.7
Advanced Economies	110	135,155.4	138,800.9	137,510.3	123,214.6	125,294.5	143,569.5	173,956.4	158,796.1	147,606.9	141,257.9	128,495.0	159,093.7
Euro Area	163	38,158.3	38,510.4	37,579.9	32,245.4	33,097.7	37,761.3	43,180.2	40,496.7	39,778.7	35,116.9	33,185.1	36,790.6
Austria	122	320.6	345.8	367.8	330.0	379.8	437.4	957.1	846.7	854.3	782.9	905.9	895.6
Belgium	124	5,603.7	6,327.5	5,884.9	5,022.8	5,361.3	6,215.3	10,280.8	10,560.2	11,293.7	8,363.9	7,481.6	5,957.7
Cyprus	423	58.1	59.9	54.9	60.1	72.6	96.4	21.7	20.7	21.2	50.2	67.6	12.2
Estonia	939	103.3	79.9	68.6	70.1	85.7	87.3	282.1	103.1	114.4	159.1	88.0	74.4
Finland	172	313.5	417.6	357.1	244.1	263.2	286.2	1,399.9	955.4	1,071.6	991.0	932.4	1,273.0
France	132	5,081.6	5,190.0	5,095.3	4,828.6	4,864.4	5,032.5	4,914.9	3,904.5	3,698.9	3,439.7	3,621.5	5,859.4
Germany	134	7,258.1	7,426.8	7,745.6	7,033.9	7,174.1	8,241.5	14,649.8	13,543.4	12,704.4	11,895.5	11,485.2	12,808.7
Greece	174	357.9	334.3	365.9	319.3	354.6	423.2	102.4	108.8	131.4	115.2	95.7	100.4
Ireland	178	398.8	400.7	726.0	544.8	496.2	517.8	461.3	616.5	529.2	554.9	489.9	588.9
Italy	136	4,307.3	5,098.7	5,365.8	4,241.9	4,488.9	5,628.7	4,783.9	4,242.9	4,340.3	4,113.9	3,843.3	4,377.4
Latvia	941	100.8	101.1	104.2	83.8	96.6	119.6	75.7	76.5	69.8	61.9	39.7	49.4
Lithuania	946	154.2	124.6	115.6	84.1	96.2	103.3	46.8	38.1	125.9	184.5	238.8	193.3
Luxembourg	137	8.5	11.4	9.3	8.9	10.5	11.4	47.6	42.6	38.4	176.7	48.0	49.1
Malta	181	299.1	202.5	401.9	325.9	109.8	205.2	46.8	38.8	24.7	25.6	28.0	15.7
Netherlands	138	10,013.7	8,590.7	6,734.0	4,923.9	4,834.0	5,431.7	2,780.2	2,937.1	2,656.4	1,936.2	1,788.4	2,316.1
Portugal	182	490.6	616.6	676.1	581.4	618.4	736.3	343.7	371.3	189.2	105.9	130.4	182.9
Slovak Republic	936	102.9	105.6	129.9	138.3	141.6	149.7	73.0	47.5	65.8	136.9	70.0	80.3
Slovenia	961	272.7	222.5	230.8	237.9	291.0	263.9	140.7	120.5	107.4	91.0	103.7	101.4
Spain	184	2,912.9	2,854.0	3,146.2	3,165.4	3,358.8	3,774.1	1,771.7	1,922.1	1,741.8	1,932.0	1,727.0	1,854.6
Australia	193	2,665.4	2,209.6	2,666.3	3,172.9	2,920.2	3,887.7	13,619.9	11,094.0	10,004.1	9,468.0	8,742.2	14,325.1
Canada	156	2,020.3	2,130.8	2,169.6	2,093.0	1,824.4	2,319.6	2,811.5	3,019.5	3,763.3	3,878.5	2,778.1	4,836.5
China,P.R.: Hong Kong	532	12,148.5	13,024.2	13,507.7	12,218.3	13,225.2	15,014.8	7,526.2	7,919.9	5,804.0	5,911.2	7,113.7	11,003.3
China,P.R.: Macao	546	1.1	1.4	0.9	1.7	1.8	7.4	1.3	2.2	2.8	7.2	7.7	8.4
Czech Republic	935	258.3	358.6	398.0	470.7	534.9	393.5	681.2	544.4	506.1	525.5	530.3	627.8
Denmark	128	706.0	756.2	747.4	677.2	699.5	760.6	534.0	490.4	453.4	412.9	493.0	519.6
Iceland	176	26.3	21.0	20.4	18.7	19.9	5.9	2.2	1.7	8.6	5.4	2.9	7.3
Israel	436	3,815.1	3,831.8	3,584.5	2,924.7	2,913.5	3,264.9	2,446.5	2,361.7	2,304.5	2,089.3	2,077.1	1,991.7
Japan	158	6,697.2	6,763.6	5,732.3	4,734.9	3,827.3	4,503.7	12,402.7	10,541.0	9,968.6	9,638.1	9,842.9	10,469.4
Korea, Republic of	542	4,142.3	4,099.3	4,709.0	3,683.8	3,552.6	4,395.6	13,489.7	12,452.5	13,523.8	13,113.1	12,213.4	16,105.9
New Zealand	196	303.5	267.1	322.2	314.6	308.6	329.4	773.1	633.1	599.4	548.7	508.9	612.2
Norway	142	241.3	225.2	244.0	541.2	234.4	344.1	923.8	655.9	842.5	830.2	644.9	730.2
San Marino	135	0.1	0.2	0.1	0.6
Singapore	576	14,692.5	13,478.7	9,644.9	7,703.0	7,571.9	11,591.0	7,603.2	6,997.1	7,071.3	7,407.6	6,719.8	7,219.6
Sweden	144	705.6	714.5	766.4	695.2	707.5	754.2	1,748.5	1,673.0	1,743.3	1,587.0	1,191.4	1,397.2
Switzerland	146	1,159.4	1,713.7	1,129.3	944.6	1,035.1	995.0	30,594.7	25,797.5	21,169.3	21,085.8	14,898.0	20,415.0
Taiwan Prov.of China	528	2,947.8	2,359.1	2,115.0	1,472.4	1,847.5	2,149.0	3,987.4	4,135.0	4,043.6	3,547.2	3,105.3	3,635.6
United Kingdom	112	8,270.5	9,625.0	9,677.0	8,902.0	9,022.2	9,026.4	6,488.5	6,500.8	4,785.5	5,384.1	3,865.7	4,333.7
United States	111	36,196.0	38,710.9	42,495.6	40,400.3	41,950.5	46,065.3	25,141.6	23,479.8	21,234.2	20,701.2	20,574.5	24,064.0
Vatican	187	0.1	0.0
Emerg. & Dev. Economies	200	156,980.3	164,593.8	177,071.5	140,660.5	134,165.1	150,466.1	314,943.7	307,008.5	305,956.7	242,155.1	219,775.3	276,025.1
Emerg. & Dev. Asia	505	46,494.7	50,142.0	52,872.1	43,847.2	42,997.4	54,424.3	89,252.2	88,798.0	97,974.0	98,294.5	94,355.3	112,003.1
American Samoa	859	0.3	0.2	0.0	0.3	0.0	0.3	0.5	0.4	0.6	1.2	0.0	0.3
Bangladesh	513	5,017.8	5,710.4	6,579.9	5,727.4	5,711.6	7,280.9	596.6	554.4	556.6	651.3	711.7	551.0
Bhutan	514	228.8	297.2	303.3	415.9	429.6	417.5	182.8	148.9	159.5	245.6	220.1	195.8
Brunei Darussalam	516	33.1	37.0	42.6	30.5	37.5	48.1	757.9	733.4	942.2	607.9	461.4	591.8
Cambodia	522	110.5	122.1	153.5	145.8	109.6	120.2	10.4	12.6	16.4	42.4	43.1	48.0
China,P.R.: Mainland	924	14,904.0	14,517.0	13,252.0	9,689.9	8,946.8	12,520.1	52,407.2	51,456.5	58,279.6	61,592.8	60,539.5	71,955.7
Fiji	819	38.9	48.0	51.4	45.8	49.3	53.4	1.3	2.0	1.1	1.3	0.6	0.4
F.T. French Polynesia	887	1.8	2.3	3.0	3.7	3.8	6.7	0.0	0.0	0.0	0.0	0.0	0.1
F.T. New Caledonia	839	32.3	7.5	12.7	5.6	7.2	10.6	23.1	31.7	24.1	31.9	41.2	11.3
Guam	829	1.4	0.5	0.2	0.5	0.5	0.8	0.0	0.0
Indonesia	536	6,070.6	5,197.4	4,453.1	2,953.3	3,143.4	3,763.7	14,275.8	15,232.1	15,260.8	13,883.3	12,304.0	16,229.4
Kiribati	826	1.4	0.7	0.9	1.2	0.6	0.5	0.1	0.0	0.0
Lao People's Dem.Rep	544	27.5	45.5	63.5	51.6	24.0	23.6	140.7	111.7	59.7	143.1	171.9	248.6
Malaysia	548	3,788.2	5,053.5	4,605.0	4,940.7	4,198.0	5,548.7	10,157.8	9,061.2	10,976.6	9,563.2	8,650.7	8,898.3
Maldives	556	122.7	109.9	139.8	168.9	181.8	213.5	7.3	4.1	4.5	5.1	6.3	7.2

India (534)

In Millions of U.S. Dollars

		Exports (FOB)						Imports (CIF)					
		2012	2013	2014	2015	2016	2017	2012	2013	2014	2015	2016	2017
Marshall Islands	867	0.1	0.1	0.0	0.1
Micronesia	868	0.0	0.3
Mongolia	948	42.1	15.7	7.9	8.3	9.8	13.8	10.2	8.9	3.7	4.6	2.4	1.8
Myanmar	518	533.4	673.7	869.0	864.2	1,156.4	1,058.7	1,349.9	1,372.7	1,401.0	1,023.7	1,086.5	739.6
Nauru	836	0.2	0.2	0.0	0.0	3.9	26.2	4.7	5.2	10.8	0.0	0.0
Nepal	558	3,058.9	3,438.6	4,405.1	3,310.6	4,614.5	5,567.2	567.3	504.6	602.0	504.9	407.5	374.0
Palau	565	0.2	0.0	0.1	0.0	0.0	0.0	0.0	0.0	3.7	0.8
Papua New Guinea	853	30.7	40.9	52.4	39.6	39.4	36.7	110.3	173.9	210.3	190.2	98.4	158.7
Philippines	566	1,116.6	1,367.2	1,436.3	1,309.0	1,492.3	1,586.0	492.5	407.0	401.4	519.2	475.9	712.7
Samoa	862	1.4	3.9	3.7	1.6	2.3	2.1	0.2	0.1	1.2	0.9	7.8	0.2
Solomon Islands	813	1.3	6.8	2.2	5.0	3.2	1.3	20.2	4.1	5.4	68.3	60.6	55.1
Sri Lanka	524	4,193.8	4,227.3	6,433.2	5,526.2	3,910.6	4,424.3	638.9	672.8	591.7	853.9	631.9	609.7
Thailand	578	3,455.3	3,905.5	3,484.6	3,154.5	2,962.1	3,592.1	5,463.8	5,453.2	5,687.0	5,659.8	5,316.8	6,463.0
Timor-Leste	537	4.8	2.5	3.2	2.9	2.3	3.5	0.1	0.6	0.5	0.1	0.0	0.2
Tonga	866	1.0	1.7	1.1	1.0	0.9	1.4	0.1	0.0	0.0	0.0	0.0
Tuvalu	869	0.0	0.0	0.1	0.1	0.1	0.0	1.4	0.0	0.1
Vanuatu	846	3.5	2.5	2.2	2.0	2.0	2.2	5.4	0.0	0.0	0.2
Vietnam	582	3,671.5	5,302.6	6,508.2	5,337.7	5,956.3	8,121.1	1,994.0	2,838.1	2,779.4	2,683.8	3,107.5	4,147.5
Asia n.s.	598	0.9	3.4	1.7	103.5	1.4	1.0	11.5	8.1	2.1	1.5	9.2	1.7
Europe	170	8,887.2	9,598.5	12,123.2	9,862.5	10,600.2	10,799.8	12,392.1	9,996.2	10,832.3	9,332.7	10,156.4	14,584.4
Emerg. & Dev. Europe	903	5,406.1	6,054.5	8,525.1	7,364.7	7,967.4	7,762.4	3,583.1	2,455.2	2,778.6	2,251.5	2,522.3	2,833.5
Albania	914	16.8	18.5	19.3	21.9	28.4	24.1	44.0	151.9	98.6	12.0	8.5	36.6
Bosnia and Herzegovina	963	6.3	9.7	18.1	17.9	16.7	13.3	20.8	2.6	4.2	3.5	3.8	7.6
Bulgaria	918	139.9	178.7	230.4	188.3	230.4	153.4	83.4	89.1	108.4	88.3	121.6	197.8
Croatia	960	114.3	136.3	191.0	116.6	117.9	167.2	18.3	10.4	28.5	26.5	28.8	32.3
Faroe Islands	816	1.3	3.3	2.7	1.3	0.8	0.3	0.0	0.0	0.1
Gibraltar	823	71.3	0.5	568.9	962.3	1,211.3	162.2	0.0	0.2	0.0
Hungary	944	327.5	337.2	352.6	345.4	389.1	400.3	294.5	231.1	236.3	250.3	211.5	259.1
Macedonia, FYR	962	9.0	10.7	13.4	13.8	14.4	15.6	27.3	25.8	5.9	7.4	20.9	33.5
Montenegro	943	26.4	39.6	23.1	35.9	38.6	0.0	1.2	0.0	0.0
Poland	964	772.1	938.8	1,088.1	999.6	1,141.8	1,468.6	834.6	668.5	629.4	572.6	650.8	750.3
Romania	968	265.3	291.8	427.0	253.3	255.3	345.3	374.3	387.7	313.0	290.7	321.5	377.3
Serbia, Republic of	942	13.7	47.1	49.9	2.0	25.2	21.6
Turkey	186	3,682.3	4,102.5	5,574.1	4,407.5	4,478.3	4,923.8	1,885.9	887.9	1,354.1	997.0	1,129.7	1,117.4
CIS	901	3,481.0	3,543.9	3,597.8	2,497.8	2,632.5	3,037.3	8,809.0	7,541.0	8,053.6	7,075.9	7,634.2	11,750.9
Armenia	911	42.3	56.9	95.7	37.5	31.7	32.9	1.7	0.7	1.8	14.1	1.3	0.4
Azerbaijan, Rep. of	912	91.8	115.4	112.2	60.1	31.6	41.5	930.2	957.8	421.8	83.7	280.9	538.8
Belarus	913	56.4	50.8	51.2	34.4	41.9	44.9	254.2	152.6	198.5	163.6	136.4	182.5
Georgia	915	117.1	98.5	98.4	73.1	95.5	74.9	55.3	23.7	26.2	21.4	30.1	24.3
Kazakhstan	916	279.2	271.8	243.1	169.0	125.6	118.4	169.9	435.7	923.5	336.8	322.1	981.6
Kyrgyz Republic	917	32.1	37.2	36.1	30.1	26.6	30.9	2.2	0.6	0.5	1.6	1.8	30.7
Moldova	921	7.8	10.2	9.8	8.1	6.4	7.2	0.2	0.8	1.7	4.9	3.1	9.6
Russian Federation	922	2,128.9	2,213.1	2,215.7	1,610.9	1,814.4	2,141.4	4,754.0	3,789.5	4,221.1	4,530.6	4,821.3	7,275.3
Tajikistan	923	28.9	45.0	60.0	31.6	19.7	24.4	18.3	0.5	3.6	9.8	14.7	43.7
Turkmenistan	925	70.3	52.5	100.5	80.7	57.3	59.6	9.2	12.7	15.5	46.6	21.8	14.3
Ukraine	926	516.7	479.6	406.2	251.6	291.2	330.6	2,581.0	2,131.3	2,200.5	1,806.1	1,954.1	2,555.6
Uzbekistan	927	109.6	112.8	169.0	110.7	90.7	130.7	32.7	35.0	38.9	56.8	46.5	94.0
Europe n.s.	884	0.1	0.1	0.3	0.1	0.2	0.1	0.0	0.0	0.0	5.3
Mid East, N Africa, Pak	440	64,990.0	66,991.4	69,156.9	55,696.1	52,863.5	54,477.6	150,432.6	142,602.0	127,441.4	81,973.9	73,581.0	93,680.2
Afghanistan, I.R. of	512	479.9	475.0	443.1	533.5	473.6	639.1	148.6	209.1	242.1	315.5	282.3	366.2
Algeria	612	1,013.3	1,104.9	1,078.1	853.4	860.7	784.5	1,052.9	905.0	641.2	286.9	579.0	1,040.6
Bahrain, Kingdom of	419	611.7	668.4	474.7	653.9	475.6	493.9	862.1	578.1	442.7	355.1	322.9	361.1
Djibouti	611	393.9	362.0	297.1	204.9	270.9	274.8	3.6	5.9	1.3	1.7	2.4	4.1
Egypt	469	2,856.0	2,583.1	3,142.8	2,348.8	2,089.7	2,349.8	2,618.3	2,412.3	1,876.5	1,467.7	1,005.8	1,216.1
Iran, I.R. of	429	2,591.3	4,943.5	4,413.6	3,164.8	2,412.9	2,602.7	13,455.0	10,028.1	11,253.0	6,245.4	8,284.8	11,057.2
Iraq	433	1,260.7	930.3	785.5	1,136.7	973.3	1,260.7	18,822.5	19,665.8	16,097.3	11,322.4	9,982.6	15,311.0
Jordan	439	1,013.8	1,434.4	1,613.7	570.8	477.8	496.1	1,077.0	697.6	791.5	882.2	840.5	880.7
Kuwait	443	1,046.6	1,050.3	1,198.6	1,216.7	1,446.5	1,370.3	17,856.9	17,534.0	15,059.8	5,961.4	4,049.5	6,122.0
Lebanon	446	251.7	281.3	302.0	244.5	211.9	245.5	24.3	40.8	40.2	28.2	29.7	35.5
Libya	672	183.3	293.6	196.3	122.7	126.0	119.1	1,332.2	990.1	73.6	9.4	5.6	26.9

India (534)

In Millions of U.S. Dollars

		Exports (FOB)						Imports (CIF)					
		2012	2013	2014	2015	2016	2017	2012	2013	2014	2015	2016	2017
Mauritania	682	40.5	55.8	59.8	58.0	64.6	67.5	7.7	11.0	30.1	28.8	14.2	4.4
Morocco	686	412.6	404.3	343.2	328.6	369.2	413.7	1,430.7	934.7	868.4	1,097.1	839.8	774.1
Oman	449	2,429.4	2,956.5	2,359.1	1,987.2	2,461.4	2,880.0	1,928.9	3,071.0	1,848.5	1,595.1	1,286.3	3,089.4
Pakistan	564	1,747.3	2,247.6	2,181.8	2,007.6	1,646.1	1,795.8	574.1	373.7	529.3	456.4	462.4	431.8
Qatar	453	701.3	701.1	1,267.0	945.2	770.7	1,185.2	16,188.2	14,447.0	16,472.1	9,664.5	7,490.6	8,093.0
Saudi Arabia	456	8,623.8	11,793.2	12,797.2	6,944.1	5,046.1	5,220.6	33,183.6	36,083.4	32,580.7	21,258.7	18,446.6	21,067.2
Somalia	726	198.6	168.1	335.3	418.9	505.9	467.6	7.4	39.5	49.6	16.5	17.5	3.9
Sudan	732	734.8	783.8	880.4	823.5	753.9	846.9	177.8	315.9	655.9	188.9	169.6	477.9
Syrian Arab Republic	463	351.4	205.0	217.0	138.6	124.8	146.1	164.7	16.3	85.7	35.8	35.7	28.9
Tunisia	744	296.9	285.3	268.3	213.8	248.2	266.4	225.6	117.7	185.6	115.2	152.2	117.3
United Arab Emirates	466	36,535.9	31,957.1	33,170.1	30,315.9	30,603.3	30,037.9	38,258.4	33,214.2	27,211.6	20,456.4	19,276.1	23,091.2
Yemen, Republic of	474	1,215.1	1,306.7	1,332.3	463.8	450.4	513.3	1,032.1	911.0	404.5	184.8	5.0	79.8
Sub-Saharan Africa	603	21,879.3	24,905.4	27,601.4	20,318.9	17,404.1	18,845.9	35,132.8	32,447.4	35,989.5	30,631.1	23,347.3	32,114.4
Angola	614	537.5	500.9	609.2	272.5	139.8	233.9	7,269.3	6,186.0	5,652.7	3,180.2	2,000.0	4,121.5
Benin	638	433.7	829.1	530.4	406.4	441.2	484.9	245.9	176.4	215.4	278.2	207.6	211.2
Botswana	616	54.1	52.6	50.6	45.1	73.5	97.2	65.9	181.7	1,050.0	568.4	1,001.4	1,745.4
Burkina Faso	748	79.7	104.1	114.0	99.0	120.1	140.8	14.6	16.4	80.0	276.8	175.6	650.2
Burundi	618	32.0	30.5	30.8	29.9	30.2	44.6	0.4	0.1	0.3	0.2	1.2	11.0
Cabo Verde	624	0.9	0.8	4.2	1.5	1.4	1.4	3.2	4.0	2.5	3.1	1.8	2.7
Cameroon	622	238.0	288.5	230.8	213.9	153.7	192.3	506.9	298.1	582.6	750.6	428.4	213.8
Central African Rep.	626	8.0	10.5	6.4	8.9	10.2	31.1	2.5	1.1	0.6	0.6	0.6	2.3
Chad	628	24.0	52.8	35.2	52.9	37.5	26.1	46.0	141.0	14.8	367.8	141.0	86.1
Comoros	632	19.1	15.6	16.5	15.9	20.4	20.1	5.6	7.5	12.2	12.7	23.0	28.2
Congo, Dem. Rep. of	636	117.9	161.7	220.6	322.4	234.0	209.7	3.3	23.1	118.7	104.4	60.0	217.8
Congo, Republic of	634	222.5	207.0	225.4	207.6	146.5	116.9	612.2	90.5	268.3	307.0	143.6	142.6
Côte d'Ivoire	662	422.4	325.9	288.2	384.7	382.5	538.3	444.2	328.3	529.1	569.6	449.3	437.8
Equatorial Guinea	642	19.4	21.3	14.4	14.0	16.2	11.0	452.8	504.6	715.8	419.1	909.8	607.6
Eritrea	643	29.6	15.8	14.2	7.1	4.7	7.0	11.2	2.9	199.8	169.4	63.1	2.1
Eswatini, Kingdom of	734	45.7	26.4	26.4	67.1	38.9	33.1	76.7	30.8	119.8	41.6	30.4	25.2
Estonia	939	103.3	79.9	68.6	70.1	85.7	87.3	282.1	103.1	114.4	159.1	88.0	74.4
Ethiopia	644	637.3	879.2	762.4	764.0	831.7	712.6	32.6	29.4	37.3	60.3	70.3	45.4
Gabon	646	55.2	56.9	41.0	37.8	42.5	44.5	838.3	922.9	789.2	115.3	64.6	263.9
Gambia, The	648	57.3	68.3	88.5	55.8	60.7	108.3	27.6	31.8	36.3	31.7	42.7	57.9
Ghana	652	752.2	848.9	669.5	642.9	712.6	638.6	273.5	259.2	804.3	3,217.0	1,445.1	2,755.0
Guinea	656	187.8	200.3	257.9	277.9	331.3	366.2	216.0	624.9	573.9	476.7	254.2	506.3
Guinea-Bissau	654	11.6	15.0	17.5	11.6	22.1	12.8	124.3	132.1	160.6	197.8	215.7	255.2
Kenya	664	3,789.6	3,603.0	4,477.2	3,051.0	2,428.7	1,821.1	102.4	121.1	127.8	111.8	126.5	72.1
Lesotho	666	18.1	25.4	39.8	33.0	29.0	32.6	4.0	3.7	1.2	5.1	13.6	74.3
Liberia	668	114.1	179.6	261.5	160.2	126.8	253.3	10.3	36.1	7.7	83.6	5.9	37.1
Madagascar	674	155.8	212.4	196.7	194.5	147.6	266.0	90.5	51.6	71.2	129.2	127.1	140.2
Malawi	676	130.9	201.7	243.1	177.9	173.6	223.8	42.6	19.5	31.3	66.6	42.0	18.9
Mali	678	79.5	114.8	131.5	105.6	103.0	123.2	25.6	76.2	73.7	152.4	176.5	123.5
Mauritius	684	1,365.9	924.1	1,443.8	936.5	652.9	788.9	31.4	21.4	21.5	20.1	19.0	18.5
Mozambique	688	881.9	1,327.6	1,875.5	1,402.6	875.5	1,051.3	257.8	245.6	328.4	374.6	411.2	983.0
Namibia	728	57.0	207.3	115.8	68.1	72.1	67.0	8.2	14.2	31.8	12.4	35.1	60.0
Niger	692	56.3	83.5	83.1	65.9	81.5	116.6	69.2	0.5	0.5	0.2	0.2	19.8
Nigeria	694	2,821.4	2,613.8	2,873.6	2,286.5	1,743.8	2,066.2	13,380.0	12,850.6	15,674.1	10,220.3	7,404.8	8,339.2
Rwanda	714	70.1	87.6	134.9	125.1	87.5	91.6	0.2	0.2	0.6	1.9	0.9	3.7
São Tomé & Príncipe	716	0.9	0.6	1.7	1.0	0.8	1.0	0.0	0.0	0.0	0.0
Senegal	722	497.0	467.3	478.7	522.9	592.2	734.7	118.9	118.6	207.1	227.4	335.5	545.4
Seychelles	718	31.1	57.2	37.5	31.4	37.8	37.8	2.5	1.7	0.9	0.8	1.0	0.8
Sierra Leone	724	154.7	130.1	83.7	95.9	80.7	98.8	5.3	5.7	17.3	20.1	13.3	21.2
South Africa	199	4,962.5	5,265.3	5,614.4	3,854.9	3,245.8	4,074.0	8,641.5	7,553.7	5,999.9	6,327.9	5,105.1	6,885.1
South Sudan, Rep. of	733	0.1	5.9	0.1	46.1
Tanzania	738	1,596.6	3,187.0	3,460.1	1,672.0	1,767.7	1,567.3	523.4	847.2	927.2	1,007.0	827.9	1,106.6
Togo	742	292.1	464.7	665.5	455.6	428.7	434.2	196.2	140.0	206.2	257.4	132.4	145.6
Uganda	746	451.6	517.2	550.8	568.9	523.8	507.2	27.6	32.7	36.6	37.2	68.2	59.7
Zambia	754	232.9	345.0	380.6	334.3	235.9	257.6	289.0	303.7	229.8	404.2	723.3	953.3
Zimbabwe	698	133.3	178.2	197.8	235.6	116.8	154.7	33.0	10.3	30.2	22.5	48.3	71.2
Africa n.s.	799	0.1	0.0	0.2	0.2	0.0	0.1	0.0	0.2	0.0

India (534)

In Millions of U.S. Dollars

		Exports (FOB)						Imports (CIF)					
		2012	2013	2014	2015	2016	2017	2012	2013	2014	2015	2016	2017
Western Hemisphere	205	14,729.1	12,956.4	15,317.9	10,935.8	10,300.0	11,918.6	27,734.0	33,164.8	33,719.5	21,922.8	18,335.2	23,643.0
Anguilla	312	0.4	0.1
Antigua and Barbuda	311	1.5	1.6	2.2	2.6	2.2	2.0	0.2	0.0	0.4	0.1	0.0
Argentina	213	500.7	612.2	498.3	515.3	510.1	661.3	1,221.8	1,122.9	2,015.1	2,215.1	2,593.5	2,486.8
Aruba	314	2.5	3.3	3.4	6.5	8.3	6.5	0.2	0.0	0.0	0.2	4.3	0.4
Bahamas, The	313	2,424.7	817.7	122.8	12.2	5.7	7.4	0.1	103.0	494.5	77.3	258.3	40.3
Barbados	316	6.6	6.4	9.4	9.8	13.3	12.1	0.1	0.1	0.2	0.2	0.2	0.1
Belize	339	24.6	24.4	23.0	16.1	15.1	14.8	0.2	0.2	1.6	0.5	0.4	1.3
Bermuda	319	1.3	2.1	3.1	2.4	4.0	3.5	0.0	0.0	0.1	0.0	0.0	0.0
Bolivia	218	49.6	55.1	68.5	75.6	71.4	98.8	3.4	6.7	2.1	187.7	127.7	597.5
Brazil	223	6,129.1	5,412.5	6,973.0	3,086.6	2,300.6	2,874.3	5,405.6	3,722.4	5,534.8	4,134.2	3,613.5	5,099.8
Chile	228	646.6	652.2	617.3	666.4	652.5	744.7	2,498.0	3,244.2	3,182.4	2,307.6	1,220.5	1,700.4
Colombia	233	927.4	939.6	1,128.5	972.1	767.4	912.0	1,382.3	4,296.7	3,554.4	879.5	484.2	646.4
Costa Rica	238	77.7	76.3	93.7	124.6	147.9	133.7	223.6	219.1	184.7	69.2	58.4	68.6
Dominica	321	2.7	2.4	2.4	1.7	2.5	1.7	0.4	1.3	0.1	0.1	0.7	0.3
Dominican Republic	243	108.7	115.6	139.3	162.3	221.0	195.8	10.3	12.9	85.0	600.7	637.9	594.7
Ecuador	248	171.8	302.6	297.9	173.6	166.6	264.9	757.6	367.5	1,002.6	640.0	220.8	329.0
El Salvador	253	51.4	66.3	60.5	69.1	59.3	66.1	7.7	9.0	8.4	8.9	4.7	9.4
Falkland Islands	323	0.8	0.0	0.0	1.1	1.1	3.3	2.0
Greenland	326	0.4	1.7	1.1	8.9	0.0	0.1	0.0	0.0	0.2	0.1	0.0
Grenada	328	0.9	1.3	1.5	1.8	2.6	2.9	0.0	0.0	0.3
Guatemala	258	221.6	215.2	221.6	255.0	239.5	282.1	6.1	13.5	16.9	13.7	18.0	17.5
Guyana	336	21.1	22.7	23.4	24.9	19.3	23.2	4.7	6.0	9.3	16.5	15.8	8.8
Haiti	263	61.2	58.2	73.3	75.7	65.8	92.5	1.8	1.0	1.5	2.9	3.6	6.5
Honduras	268	110.3	105.6	161.8	171.2	141.8	142.2	14.8	23.1	26.2	17.9	20.3	15.4
Jamaica	343	30.9	33.2	36.3	41.2	42.2	50.0	2.6	0.8	1.7	1.3	1.3	4.0
Mexico	273	1,592.6	1,865.6	2,919.9	2,769.2	3,375.3	3,700.1	3,536.4	4,295.5	3,449.0	2,732.4	2,441.5	3,532.3
Netherlands Antilles	353	54.9	67.4	44.9	39.1	38.2	41.2	19.4	3.6	140.8	14.6	112.2	8.3
Nicaragua	278	53.1	61.1	65.2	77.1	90.8	78.5	0.9	2.6	2.0	3.7	2.9	3.8
Panama	283	251.8	199.1	271.7	241.2	213.8	233.9	104.1	48.4	94.4	74.2	52.7	134.5
Paraguay	288	71.2	87.0	98.9	112.8	118.9	150.3	8.3	5.0	56.8	114.3	160.8	154.6
Peru	293	635.0	649.4	754.6	756.0	683.2	729.2	423.7	693.7	563.3	740.9	988.7	2,068.6
St. Kitts and Nevis	361	0.7	1.2	1.1	2.1	3.1	2.8	0.0	0.4	0.2	0.0
St. Lucia	362	1.2	1.6	2.4	2.7	3.8	4.3	0.5	0.6	0.1	0.3	0.4	0.3
St. Vincent & Grens.	364	0.6	1.8	0.7	0.6	0.8	0.7	0.0	0.0
Suriname	366	20.2	24.2	25.4	16.5	10.1	15.4	10.4	14.5	31.3	221.3	37.3	84.0
Trinidad and Tobago	369	82.7	101.3	106.1	112.4	81.5	92.2	5.3	9.7	36.1	83.9	154.3	101.7
Uruguay	298	137.7	151.2	217.7	165.6	139.9	188.8	24.5	20.7	20.5	18.6	13.6	24.3
Venezuela, Rep. Bol.	299	252.3	215.3	237.8	160.7	73.2	82.1	12,056.8	14,918.6	13,198.9	6,742.1	5,078.6	5,897.7
Western Hem. n.s.	399	1.2	2.3	9.0	4.2	8.2	6.8	1.0	0.5	0.7	0.6	8.4	5.3
Other Countries n.i.e	910	294.9	248.0	111.6	162.3	93.4	105.1	195.0	84.3	110.4	100.8	88.9	37.6
Cuba	928	35.2	36.4	36.3	52.7	39.2	45.7	4.7	2.5	1.2	1.5	1.2	2.1
Korea, Dem. People's Rep.	954	259.7	211.6	75.3	109.5	54.2	59.4	190.4	81.8	109.2	99.2	87.7	35.5
Countries & Areas n.s.	898	4,766.9	11,447.2	3,026.0	2,125.4	2,308.6	2,071.2	1,310.3	2,050.0	6,827.2	8,716.1	7,961.1	7,826.4
Memorandum Items													
Africa	605	24,969.8	28,069.6	30,863.5	23,220.0	20,477.4	21,961.4	38,038.5	34,777.0	38,421.5	32,366.3	25,121.8	34,490.5
Middle East	405	59,672.2	61,104.6	63,269.9	50,253.9	47,670.4	48,921.3	146,804.2	139,689.6	124,237.9	79,466.9	71,061.6	90,460.0
European Union	998	49,717.7	51,847.5	51,457.7	44,893.7	46,196.1	51,230.8	54,237.6	51,092.0	48,582.8	44,254.8	40,599.6	45,285.7
Export earnings: fuel	080	63,984.2	65,464.4	67,427.4	54,124.4	50,981.9	52,835.1	187,398.1	183,652.2	169,518.8	106,088.7	92,365.9	119,920.7
Export earnings: nonfuel	092	233,213.2	249,625.4	250,291.9	212,038.4	210,879.8	243,376.8	303,007.2	284,286.6	290,982.5	286,141.1	263,954.4	323,062.0

Indonesia (536)

In Millions of U.S. Dollars

		Exports (FOB)						Imports (CIF)					
		2012	2013	2014	2015	2016	2017	2012	2013	2014	2015	2016	2017
IFS World		188,538.0	182,680.3	176,341.0	150,477.5	144,290.6	168,729.0	191,544.9	186,585.9	178,178.8	142,694.5	135,514.4	156,893.3
World	001	190,031.8	182,551.8	176,292.4	150,393.2	136,845.6	168,773.4	191,691.0	186,628.7	178,178.8	142,694.8	135,550.9	160,716.8
Advanced Economies	110	110,080.6	101,608.2	99,221.2	82,109.2	74,792.1	84,016.8	101,413.0	94,343.2	89,449.6	71,321.2	65,116.8	74,597.2
Euro Area	163	15,343.3	14,103.4	14,098.0	12,339.4	11,837.4	13,846.1	10,792.5	11,079.6	10,476.1	9,134.6	8,671.3	9,608.5
Austria	122	43.0	50.0	40.3	29.3	28.6	26.3	324.5	383.6	343.0	316.2	358.6	311.4
Belgium	124	1,297.7	1,259.3	1,217.3	1,113.3	1,125.7	1,241.9	628.1	642.5	585.5	559.4	491.1	626.7
Cyprus	423	12.6	9.8	10.3	10.1	11.7	10.2	3.4	4.3	2.6	3.0	12.1	5.6
Estonia	939	41.6	46.3	61.0	52.5	47.6	76.2	89.3	3.0	3.1	3.5	7.5	8.7
Finland	172	197.8	149.1	111.4	84.9	83.9	88.6	448.8	442.5	668.4	534.1	338.6	570.2
France	132	1,155.5	1,084.2	1,047.5	1,003.2	887.5	1,003.6	1,926.2	1,594.5	1,335.2	1,337.7	1,362.3	1,497.9
Germany	134	3,075.0	2,883.4	2,821.6	2,663.8	2,638.7	2,669.5	4,188.5	4,426.3	4,091.2	3,471.7	3,159.5	3,271.9
Greece	174	139.9	149.2	157.3	144.2	142.2	181.5	122.9	90.6	97.2	76.4	68.8	101.0
Ireland	178	65.0	56.0	70.9	60.1	61.9	78.8	109.9	115.8	100.9	103.3	110.3	115.1
Italy	136	2,277.0	2,128.6	2,286.9	1,873.1	1,572.1	1,937.7	1,523.9	1,695.6	1,723.0	1,368.2	1,387.2	1,486.2
Latvia	941	44.4	47.8	48.5	48.5	49.5	108.9	5.7	5.2	1.8	4.9	19.8	8.7
Lithuania	946	37.6	29.0	24.6	36.0	25.3	30.7	18.0	6.3	8.7	9.6	13.4	35.4
Luxembourg	137	23.7	16.3	11.8	12.4	9.7	14.0	9.1	16.4	6.3	15.9	38.8	17.4
Malta	181	3.2	5.3	4.9	5.0	12.3	11.9	3.9	3.0	1.8	1.0	29.2	6.3
Netherlands	138	4,664.3	4,106.0	3,984.6	3,442.1	3,254.9	4,038.1	880.2	1,033.8	908.3	785.2	723.6	995.4
Portugal	182	81.0	157.6	161.3	143.2	152.4	163.4	27.9	41.9	57.4	44.3	35.1	44.2
Slovak Republic	936	45.4	40.4	17.4	42.9	64.9	45.7	9.0	12.5	12.5	14.8	17.9	24.6
Slovenia	961	69.4	74.5	82.6	93.3	89.3	107.4	13.9	16.6	12.3	12.8	13.5	12.2
Spain	184	2,069.3	1,810.4	1,937.6	1,481.3	1,579.3	2,011.9	459.1	545.2	517.1	472.5	484.1	469.7
Australia	193	4,905.4	4,370.5	5,033.2	3,716.8	3,208.9	2,509.2	5,297.6	5,038.2	5,647.5	4,815.8	5,260.9	7,056.8
Canada	156	792.4	782.3	755.0	722.3	732.4	822.1	1,810.7	2,067.5	1,860.2	1,609.3	1,383.0	1,860.8
China,P.R.: Hong Kong	532	2,633.9	2,693.3	2,777.6	2,059.4	2,144.9	2,397.9	1,930.2	2,092.4	1,848.4	1,817.4	1,773.8	1,701.3
China,P.R.: Macao	546	5.8	6.1	6.4	9.6	5.1	5.3	3.9	7.5	8.1	9.2	13.8	10.8
Czech Republic	935	63.8	62.0	84.9	72.2	115.0	100.9	119.0	171.6	175.6	145.4	191.0	158.0
Denmark	128	229.4	224.5	226.6	207.0	187.6	192.9	173.5	199.3	168.0	201.3	156.6	157.0
Iceland	176	0.4	0.2	0.1	0.2	0.6	0.9	0.9	0.5	1.5	0.5	1.2	1.4
Israel	436	184.0	146.0	138.9	116.7	103.2	126.3	14.0	15.6	13.9	77.7	109.9	104.9
Japan	158	30,135.1	27,086.3	23,165.7	18,014.3	16,098.6	17,790.8	22,767.8	19,284.6	17,007.6	13,263.5	12,984.8	14,133.6
Korea, Republic of	542	15,049.9	11,422.5	10,621.2	7,649.6	7,008.9	8,187.0	11,970.4	11,592.6	11,847.4	8,427.2	6,674.6	7,874.2
New Zealand	196	441.0	469.5	486.8	436.3	366.5	437.8	696.3	806.0	836.0	637.0	660.9	734.2
Norway	142	87.1	72.7	65.3	65.7	76.4	64.0	234.8	226.3	213.0	226.3	333.7	309.5
San Marino	135	0.0	0.2	0.1	0.1
Singapore	576	17,135.0	16,686.3	16,806.9	12,649.9	11,861.0	12,767.2	26,087.3	25,581.5	25,185.7	18,022.5	14,548.3	16,992.1
Sweden	144	166.3	162.4	177.1	146.8	144.7	149.7	1,298.7	825.6	691.1	691.2	526.2	556.9
Switzerland	146	58.5	81.9	133.9	1,071.7	2,199.9	1,244.8	542.1	710.5	628.2	634.4	723.8	767.1
Taiwan Prov.of China	528	6,242.5	5,862.4	6,425.1	5,037.4	938.5	4,155.7	4,692.8	4,480.3	3,758.2	3,172.1	2,889.9	3,328.6
United Kingdom	112	1,696.8	1,634.8	1,658.6	1,527.1	1,590.4	1,407.6	1,366.3	1,081.9	894.8	819.2	893.8	1,025.0
United States	111	14,910.2	15,741.1	16,560.1	16,266.9	16,172.0	17,810.5	11,614.2	9,081.8	8,188.5	7,616.8	7,319.2	8,216.3
Vatican	187	0.0	0.1	0.0
Emerg. & Dev. Economies	200	79,937.5	80,927.2	77,067.0	68,276.8	62,035.2	84,719.4	90,054.1	92,091.8	88,548.6	71,251.3	70,310.7	86,039.2
Emerg. & Dev. Asia	505	60,901.4	61,644.9	55,166.9	50,008.7	45,472.3	66,116.9	61,531.9	62,326.7	60,340.3	53,072.8	53,997.1	64,126.1
American Samoa	859	3.9	40.0	3.5	2.1	1.2	1.2	23.6	4.5	11.9	4.7	2.1	6.4
Bangladesh	513	1,120.3	1,068.5	1,377.6	1,340.8	1,266.7	1,596.6	48.7	90.2	71.3	59.5	68.4	69.9
Bhutan	514	2.6	0.1	0.3	0.6	0.1	0.7	0.0	0.0	0.0	0.0	0.0
Brunei Darussalam	516	81.8	122.7	100.3	91.2	88.7	64.6	419.8	645.4	594.3	131.4	87.7	42.8
Cambodia	522	292.2	312.5	415.8	429.7	426.9	513.9	11.6	17.8	18.7	21.1	25.3	25.6
China,P.R.: Mainland	924	21,659.5	22,601.5	17,606.2	15,044.7	16,790.8	23,049.3	29,387.1	29,849.5	30,624.3	29,410.9	30,800.5	34,520.7
Fiji	819	25.4	23.6	22.3	20.5	27.8	22.9	1.5	2.6	3.3	0.7	1.2	0.6
F.T. French Polynesia	887	8.6	7.7	8.6	10.1	8.1	7.9	0.1	0.1	0.4	0.2	0.3	0.1
F.T. New Caledonia	839	15.6	23.5	12.9	12.8	10.3	10.9	0.3	0.4	0.6	0.4	0.2	0.9
Guam	829	1.9	2.0	2.4	2.1	1.3	1.6	0.0	0.0	0.0	0.0	0.0
India	534	12,496.3	13,031.3	12,249.0	11,713.0	10,103.9	14,083.6	4,305.6	3,964.0	3,952.1	2,741.4	2,872.7	3,965.3
Kiribati	826	1.6	2.0	1.8	1.8	1.9	2.7	0.0	0.0	0.0	0.0	0.0	0.0
Lao People's Dem.Rep	544	23.8	5.8	4.5	7.7	5.9	4.2	3.3	7.5	51.3	0.8	4.2	22.6
Malaysia	548	11,280.3	10,666.6	9,759.0	7,662.0	1,646.8	8,467.5	12,243.6	13,322.5	10,855.4	8,530.7	7,200.9	9,058.6
Maldives	556	25.3	24.5	31.0	32.2	39.2	37.6	0.0	0.0	0.0	0.1	0.0

Indonesia (536)

In Millions of U.S. Dollars

		Exports (FOB)						Imports (CIF)					
		2012	2013	2014	2015	2016	2017	2012	2013	2014	2015	2016	2017
Marshall Islands	867	0.3	0.3	15.9	63.3
Micronesia	868	225.9	0.6	1.5	1.3
Mongolia	948	6.0	17.8	6.8	5.1	5.7	7.8	0.1	3.0	19.2	0.8	0.1	9.6
Myanmar	518	401.6	556.4	566.9	615.7	615.7	829.5	63.5	73.2	122.1	160.4	113.3	142.8
Nauru	836	0.3	0.4	0.4	0.5	0.3	0.3	0.0	0.1	0.1	0.0	0.1
Nepal	558	9.4	15.7	17.5	25.7	13.8	8.9	0.1	0.1	0.1	0.0	0.1	0.2
Palau	565	0.2	0.2	0.4	0.5	41.8	0.4	0.0	0.0
Papua New Guinea	853	199.7	175.5	159.1	202.3	150.4	174.9	56.8	78.1	47.6	19.6	28.8	26.3
Philippines	566	3,707.6	3,817.0	3,887.8	3,921.3	5,270.9	6,627.2	799.7	777.4	699.7	683.1	821.8	832.7
Samoa	862	7.1	6.5	6.5	6.7	6.1	6.0	0.3	0.7	2.2	1.5	1.1	0.8
Solomon Islands	813	12.5	13.3	20.3	16.1	11.8	16.6	3.4	3.4	3.6	4.3	0.8	0.5
Sri Lanka	524	341.6	390.9	386.3	341.5	262.2	292.8	98.0	49.5	46.0	41.3	44.3	44.6
Thailand	578	6,635.1	6,061.9	5,829.8	5,530.1	5,394.1	6,462.1	11,437.2	10,703.1	9,781.0	8,083.4	8,666.9	9,035.6
Timor-Leste	537	258.2	246.3	226.2	216.5	0.7	228.1	0.6	0.3	0.2	0.5	9.8	1.9
Tonga	866	2.5	2.4	3.3	3.7	3.1	3.3	0.0	0.0	0.0	0.0	0.0
Tuvalu	869	0.1	0.1	0.7	0.1	0.1	2.6	0.0	0.0
Vanuatu	846	4.2	4.3	4.0	3.4	3.7	4.7	0.3	0.1	0.1	0.1	0.0
Vietnam	582	2,273.7	2,400.9	2,451.2	2,740.2	3,045.6	3,587.5	2,595.0	2,722.6	3,417.8	3,161.5	3,228.4	3,075.9
Asia n.s.	598	2.8	3.4	4.6	8.2	0.8	0.8	29.1	10.8	17.0	14.2	0.5	3,176.9
Europe	170	3,504.9	3,866.3	3,728.0	3,170.9	3,318.0	3,489.6	5,401.5	6,771.2	5,939.3	3,552.2	2,761.0	4,249.2
Emerg. & Dev. Europe	903	1,998.5	2,203.9	2,206.5	1,780.4	1,660.9	1,869.8	705.6	1,695.3	1,367.2	810.6	674.4	884.9
Albania	914	7.8	12.7	6.7	5.5	10.5	10.3	0.6	0.7	0.9	0.2	0.2	0.1
Bosnia and Herzegovina	963	1.5	2.2	3.0	2.5	2.3	1.1	0.6	9.3	16.0	0.3	0.4	2.6
Bulgaria	918	48.0	44.4	77.5	42.3	44.6	58.6	28.2	51.8	45.7	54.5	75.3	51.8
Croatia	960	19.3	21.4	25.4	28.2	49.1	45.4	10.8	8.1	11.0	17.8	13.8	20.2
Faroe Islands	816	0.0	0.0	0.0	0.1	0.2	0.1	0.2
Gibraltar	823	0.4	0.5	12.3	0.0	0.0	0.0	0.0
Hungary	944	60.8	91.2	86.9	58.3	60.8	64.9	162.4	110.3	62.4	62.2	61.5	65.1
Macedonia, FYR	962	13.4	0.5	2.4	0.9	0.6	1.8	0.6	0.2	9.1	4.7	1.5	5.1
Montenegro	943	2.1	2.1	2.5	3.7	4.1	0.2	0.0	0.2	1.1
Poland	964	340.0	365.4	395.9	358.9	370.0	384.9	127.4	150.7	143.8	150.4	143.1	131.5
Romania	968	106.4	97.1	116.1	92.6	92.5	125.4	66.3	41.2	36.8	25.1	42.1	46.7
Serbia, Republic of	942	1.8	5.1	6.2	2.8	4.1	2.8	7.4	9.1	25.3	16.3
Turkey	186	1,369.7	1,536.2	1,446.1	1,158.8	1,024.1	1,169.0	304.9	1,315.0	1,030.6	249.8	311.2	544.3
CIS	901	1,506.1	1,661.9	1,521.5	1,390.4	1,657.1	1,619.8	4,673.2	5,076.0	4,553.0	2,741.6	2,086.6	3,364.3
Armenia	911	3.5	3.7	3.8	2.7	2.2	4.2	0.2	0.0	0.4	0.0	0.0	0.1
Azerbaijan, Rep. of	912	4.6	5.0	5.6	3.3	1.0	3.3	1,233.5	1,738.5	2,421.3	1,284.1	483.1	492.5
Belarus	913	3.8	4.0	3.9	0.5	2.9	3.5	86.8	129.8	186.4	210.9	163.7	221.1
Georgia	915	51.9	58.7	72.8	45.8	57.9	59.0	6.9	6.9	6.6	6.3	0.3	1.0
Kazakhstan	916	8.4	6.7	8.3	3.2	7.2	15.3	54.7	16.9	28.2	13.8	2.9	35.7
Kyrgyz Republic	917	2.8	0.9	0.9	1.0	1.5	0.7	1.5	1.4	0.7	0.8	0.4	0.2
Moldova	921	0.6	0.4	0.6	0.4	0.4	0.5	0.7	8.0	15.8	19.0	13.8	27.5
Russian Federation	922	867.3	930.3	1,052.9	993.7	1,261.6	1,225.7	2,505.7	2,593.6	1,589.8	992.6	850.6	1,628.9
Tajikistan	923	1.2	1.4	0.5	0.1	1.2	2.7	7.6	0.1	0.0	0.0	0.0
Turkmenistan	925	4.3	2.2	3.4	5.7	7.5	4.4	1.3	2.9	0.3	8.4	2.2	1.9
Ukraine	926	548.9	639.2	360.1	328.5	310.4	296.9	774.1	553.7	298.8	198.4	562.3	911.2
Uzbekistan	927	8.9	9.6	8.8	5.6	3.5	3.6	0.3	24.0	4.8	7.3	7.3	44.2
Europe n.s.	884	0.3	0.5	0.0	0.1	0.0	22.6	0.0	19.0	0.1	0.0
Mid East, N Africa, Pak	440	8,211.8	8,252.1	10,501.6	9,152.0	7,874.2	8,777.2	13,665.6	13,209.5	12,706.8	7,490.6	6,610.1	9,589.0
Afghanistan, I.R. of	512	56.2	50.9	77.4	36.3	16.2	20.2	0.1	0.0	0.2	0.2	0.0	0.0
Algeria	612	211.0	240.5	178.6	173.8	133.7	207.0	308.1	379.2	299.7	282.8	382.2	356.9
Bahrain, Kingdom of	419	31.7	38.0	57.9	52.7	40.1	47.4	74.9	78.1	161.7	23.4	61.3	158.6
Djibouti	611	270.3	286.4	306.8	278.3	211.3	202.5	1.4	0.4	0.3	0.1	0.2
Egypt	469	1,013.8	1,101.8	1,341.0	1,197.9	1,110.4	1,253.6	222.9	126.9	145.9	243.1	352.1	358.1
Iran, I.R. of	429	482.7	469.4	406.1	216.5	235.2	312.2	773.5	99.0	42.5	56.6	103.4	446.8
Iraq	433	44.9	45.4	72.3	95.1	91.1	126.1	0.1	0.1	0.4	0.2	0.1	0.2
Jordan	439	158.2	159.3	152.6	95.1	90.2	104.6	342.1	315.8	152.5	160.8	165.8	349.0
Kuwait	443	129.8	143.5	171.1	173.9	121.7	129.6	2,181.5	1,440.9	1,461.5	738.7	293.1	348.8
Lebanon	446	75.7	75.9	74.2	83.6	76.4	83.7	2.7	1.0	3.7	3.7	1.7	2.7
Libya	672	65.2	62.2	36.1	28.0	19.6	14.5	511.3	375.7	58.3	0.1	43.2	104.0

Indonesia (536)

In Millions of U.S. Dollars

		Exports (FOB)						Imports (CIF)					
		2012	2013	2014	2015	2016	2017	2012	2013	2014	2015	2016	2017
Mauritania	682	69.7	96.1	106.8	59.4	71.0	99.3	2.5	0.6	1.0	1.6	2.6
Morocco	686	89.8	68.5	82.2	87.4	95.6	86.0	188.0	118.3	140.3	126.9	62.3	140.8
Oman	449	237.8	209.4	244.7	211.7	201.9	257.5	226.2	253.0	193.6	144.2	61.4	346.5
Pakistan	564	1,381.8	1,415.4	2,045.3	1,989.6	2,018.2	2,398.1	273.2	168.7	159.4	174.5	157.3	238.8
Qatar	453	92.8	95.4	92.4	96.5	57.5	74.8	1,595.9	1,481.3	1,589.2	731.8	857.4	895.8
Saudi Arabia	456	1,776.5	1,734.0	2,156.3	2,060.7	1,333.1	1,380.4	5,199.4	6,526.4	6,516.2	3,421.6	2,725.0	3,512.9
Somalia	726	10.9	22.1	36.6	30.9	42.4	75.5	0.6	0.0	0.1	0.2
Sudan	732	82.5	83.3	74.4	77.9	72.4	61.1	1.9	3.7	0.7	0.3	1.7	102.4
Syrian Arab Republic	463	58.6	33.0	46.3	32.2	25.9	34.7	1.6	1.5	1.3	1.6	1.4	0.0
Tunisia	744	95.6	75.9	82.5	55.9	38.0	55.2	23.5	26.1	21.7	21.2	22.8	32.4
United Arab Emirates	466	1,619.0	1,589.1	2,503.1	1,926.3	1,612.1	1,630.1	1,731.1	1,809.4	1,754.3	1,356.1	1,316.2	2,189.4
West Bank and Gaza	487	0.4	0.9	3.5	2.2	2.1	1.0	0.2	0.1	0.2	0.3	0.3
Yemen, Republic of	474	157.2	156.3	155.8	88.7	157.9	121.2	2.1	3.1	1.9	0.6	1.0	1.9
Sub-Saharan Africa	603	3,759.0	3,536.6	3,971.4	2,722.8	2,344.2	2,815.9	4,436.8	4,501.6	4,790.9	2,829.3	2,603.4	3,824.3
Angola	614	141.8	164.2	189.7	137.0	57.7	90.2	503.5	212.7	209.3	640.3	235.2	459.0
Benin	638	63.5	71.0	213.1	153.4	197.0	201.1	13.3	24.9	31.1	32.6	18.8	12.2
Botswana	616	0.2	1.6	0.3	0.2	0.2	0.4	0.0	0.0	0.0	0.0	0.0	0.0
Burkina Faso	748	5.0	9.6	9.0	10.9	11.7	14.1	30.1	86.5	65.7	49.0	28.1	16.0
Burundi	618	1.4	0.4	0.3	0.2	0.5	0.9	0.0	0.0
Cabo Verde	624	0.9	1.2	0.9	0.9	0.5	1.0	0.0	0.0	0.0	3.0	0.0	0.1
Cameroon	622	42.6	35.9	36.5	29.6	28.3	20.2	14.9	17.3	39.6	26.5	65.4	80.8
Central African Rep.	626	0.5	8.5	0.5	0.3	0.2	0.3	9.1	12.9	15.2	6.3	4.0	2.3
Chad	628	1.2	0.4	1.5	0.6	2.1	0.3	5.2	6.4	6.2	0.4	2.2	3.0
Comoros	632	2.6	2.8	3.0	3.1	2.1	4.4	0.5	0.0	0.0	0.0	1.7	9.6
Congo, Dem. Rep. of	636	9.0	0.0	38.6	261.2
Congo, Republic of	634	34.4	32.7	44.1	35.9	47.3	52.5	1.3	0.6	76.0	126.4	154.1	4.0
Côte d'Ivoire	662	86.9	58.4	103.9	53.5	52.1	36.8	38.5	60.3	245.4	122.1	52.6	141.1
Equatorial Guinea	642	4.8	4.6	4.2	4.4	2.8	4.6	0.0	0.0	68.5	87.2	0.0
Eritrea	643	4.3	6.2	9.7	2.0	0.3	0.1	0.8	0.0	0.0	0.0	0.0	0.0
Eswatini, Kingdom of	734	0.9	5.1	0.9	1.2	1.6	2.2	4.8	3.9	2.3	1.0	1.1	2.3
Estonia	939	41.6	46.3	61.0	52.5	47.6	76.2	89.3	3.0	3.1	3.5	7.5	8.7
Ethiopia	644	30.2	42.4	48.7	45.5	42.4	38.8	8.1	15.0	23.7	11.0	23.7	29.5
Gabon	646	17.9	16.3	20.4	16.7	10.5	10.2	1.3	0.5	0.4	0.3	88.2	362.2
Gambia, The	648	38.6	38.5	42.9	25.3	24.9	46.9	0.7	0.0	0.0	0.0	0.0
Ghana	652	159.3	246.5	212.3	158.3	109.9	108.1	15.7	25.6	28.7	22.4	7.5	12.9
Guinea	656	47.5	49.4	46.6	43.8	29.1	34.0	0.8	0.3	1.3	0.3	0.9	0.9
Guinea-Bissau	654	1.7	4.9	5.0	4.0	2.9	4.0	0.0	0.1
Kenya	664	266.9	233.2	196.2	187.7	200.8	290.8	15.8	14.0	9.7	12.3	10.0	12.3
Lesotho	666	0.5	0.3	0.0	0.0	0.0	0.0	0.0	0.1	1.0	0.1	0.2	0.2
Liberia	668	32.9	21.1	23.2	23.3	19.4	28.9	6.6	6.4	0.1	15.0	4.4	53.4
Madagascar	674	61.5	68.1	57.4	44.7	46.0	72.0	91.1	10.5	8.7	6.8	54.8	104.3
Malawi	676	16.0	15.8	15.4	12.7	11.2	14.8	6.1	9.1	6.2	5.2	7.8	12.1
Mali	678	4.5	7.0	6.6	4.4	5.6	5.1	33.1	43.2	56.6	43.8	26.8	26.5
Mauritius	684	79.7	69.6	61.7	55.3	49.7	53.3	6.9	8.6	4.2	1.8	1.0	7.4
Mozambique	688	99.9	120.8	115.0	103.0	35.1	54.1	21.1	57.9	26.7	16.5	9.4	27.3
Namibia	728	4.3	2.7	3.5	1.7	0.8	1.2	2.4	0.6	1.0	7.5	3.3	2.0
Niger	692	2.7	4.1	15.2	7.3	9.8	5.9	1.1	0.3	0.2	0.0	0.0	0.7
Nigeria	694	413.1	558.2	648.6	445.3	310.8	343.8	2,770.7	3,122.4	3,306.3	1,288.2	1,288.0	1,585.0
Rwanda	714	1.0	1.1	1.6	0.4	6.2	7.4	0.0	0.1	0.0	0.0	0.1	0.0
São Tomé & Príncipe	716	1.4	0.7	1.2	0.9	0.6	1.0	0.0	0.0	0.0	0.0	0.2	0.3
Senegal	722	43.1	54.7	74.1	87.6	72.6	95.1	3.0	4.1	4.2	1.7	9.3	3.5
Seychelles	718	5.2	6.1	4.4	3.0	4.2	3.9	0.3	0.9	2.6	5.6	7.1	3.1
Sierra Leone	724	22.4	21.2	25.0	24.3	4.3	28.0	2.7	0.2	0.3	0.2	0.4	0.1
South Africa	199	1,691.5	1,270.3	1,379.5	666.1	727.9	704.3	662.0	624.9	498.5	231.9	290.8	493.8
South Sudan, Rep. of	733	0.1
Tanzania	738	236.7	192.7	202.5	214.0	154.5	277.4	63.8	51.6	19.7	21.5	68.9	24.1
Togo	742	68.3	72.9	133.0	103.7	52.1	132.7	18.1	13.4	10.2	16.2	10.2	9.9
Uganda	746	10.7	10.1	9.6	5.9	6.4	10.9	24.0	20.2	10.7	10.2	15.7	22.8
Zambia	754	1.9	0.9	1.3	1.8	2.0	2.1	11.8	16.5	11.9	9.2	16.6	6.5
Zimbabwe	698	8.5	4.3	2.8	2.7	0.2	3.0	47.0	29.5	28.6	25.3	7.9	31.7

Indonesia (536)

In Millions of U.S. Dollars

		Exports (FOB)						Imports (CIF)					
		2012	2013	2014	2015	2016	2017	2012	2013	2014	2015	2016	2017
Africa n.s.	799	0.0	0.0	0.2	0.5	0.2	0.0	0.3	0.0	0.1
Western Hemisphere	205	3,560.4	3,627.3	3,699.2	3,222.4	3,026.5	3,519.8	5,018.3	5,282.7	4,771.4	4,306.3	4,339.0	4,250.6
Anguilla	312	0.2	0.0	0.1	0.1
Antigua and Barbuda	311	0.3	0.3	1.8	0.5	1.1	0.9	5.7	4.6	0.3	0.0	0.1	0.0
Argentina	213	312.5	335.2	236.9	237.1	219.6	266.4	1,756.3	1,686.6	1,465.3	1,298.3	1,373.6	1,356.4
Aruba	314	0.8	1.0	0.7	0.7	0.9	0.5	5.8	0.2	0.0	0.0
Bahamas, The	313	1.2	1.0	0.9	1.0	0.6	0.7	0.1	6.5	0.0	0.1	0.0	0.0
Barbados	316	2.3	2.5	3.7	2.6	2.9	4.8	1.1	0.0	0.0	0.0	0.1	0.2
Belize	339	0.4	1.0	0.9	1.0	0.6	0.7	4.3	1.7	3.3	2.3	2.5	3.5
Bermuda	319	1.2	1.6	1.2	1.2	1.5	1.5	71.8	267.5	38.6	1.5	1.8	0.0
Bolivia	218	7.3	4.6	8.6	16.0	9.2	21.4	1.2	0.1	0.1	0.3	0.3	0.2
Brazil	223	1,486.2	1,514.4	1,498.2	1,166.0	1,102.0	1,229.6	1,971.0	2,216.0	2,553.5	2,425.4	2,402.4	2,178.9
Chile	228	175.3	170.8	177.9	147.3	21.1	158.5	206.6	241.2	241.5	173.8	83.3	120.0
Colombia	233	170.7	132.0	147.2	130.7	125.0	122.3	19.5	15.8	7.2	6.0	8.2	15.8
Costa Rica	238	16.1	22.8	24.4	27.4	54.0	21.4	8.5	27.7	4.1	2.9	5.7	17.4
Curacao	354	3.5	0.5
Dominica	321	0.5	2.1	2.2	0.9	0.6	0.6	0.6	0.1	0.2	0.2	1.0	13.8
Dominican Republic	243	23.1	31.5	31.7	36.2	51.8	53.5	3.8	3.2	10.5	3.7	10.4	10.6
Ecuador	248	80.9	81.4	90.5	47.5	57.5	57.3	6.8	13.1	41.9	22.7	48.3	83.9
El Salvador	253	12.9	9.6	12.0	14.1	15.3	18.0	1.2	56.1	0.3	1.7	24.6	40.3
Greenland	326	0.0	0.0	3.2	1.1	0.4	0.3	0.2	0.0
Grenada	328	0.4	1.3	0.4	0.5	0.8	0.6	0.1	0.1	0.4	0.0
Guatemala	258	28.1	35.9	34.7	37.1	38.9	39.5	0.9	6.0	0.8	18.8	19.4	46.4
Guyana	336	2.9	2.3	2.3	1.7	2.0	2.7	1.3	0.4	0.0	0.0	0.0
Haiti	263	47.6	72.4	85.3	94.9	108.5	120.4	4.0	0.1	0.1	0.3	0.2	0.2
Honduras	268	15.6	7.5	7.1	10.2	13.1	18.5	1.3	1.4	1.3	1.3	13.5	2.6
Jamaica	343	11.0	16.9	15.4	17.2	19.7	15.2	0.9	0.5	2.3	0.8	0.5	3.1
Mexico	273	649.9	687.3	850.9	824.0	815.1	987.1	568.4	515.8	187.5	197.6	177.0	200.0
Netherlands Antilles	353	7.5	5.5	4.1	3.5	3.8	2.1	4.9	0.7	2.5	2.0
Nicaragua	278	20.3	23.0	13.7	10.3	15.5	12.4	1.3	0.8	0.2	0.2	3.8	0.3
Panama	283	154.1	151.7	109.1	117.2	98.6	103.2	225.2	13.7	39.5	44.6	3.9	29.1
Paraguay	288	18.2	17.6	19.6	22.3	18.9	22.0	19.6	103.4	56.2	10.6	62.9	38.8
Peru	293	159.9	178.5	210.4	176.5	159.1	166.8	72.7	51.8	66.8	52.7	59.3	63.0
St. Kitts and Nevis	361	1.0	1.3	1.1	1.9	1.0	0.8	0.0	0.0	4.0	1.3	0.0
St. Lucia	362	0.4	0.5	0.7	0.7	1.0	0.7	0.1	0.0	0.0	0.1	0.1	0.0
St. Vincent & Grens.	364	0.3	0.4	0.2	0.3	0.3	0.9	1.6	1.5	0.9	3.3
Suriname	366	7.1	5.8	8.2	7.5	5.1	5.2	1.8	0.0	0.0	0.0	0.0
Trinidad and Tobago	369	9.7	14.9	14.5	15.6	17.2	19.9	24.2	0.7	1.3	0.5	2.9	0.0
Uruguay	298	38.2	29.5	41.9	28.6	29.9	32.3	20.0	26.0	38.1	17.1	25.1	13.6
Venezuela, Rep. Bol.	299	96.0	61.9	39.1	19.5	13.4	8.1	0.7	0.6	0.3	0.4	0.3	2.3
Western Hem. n.s.	399	0.5	1.5	1.6	2.6	0.3	1.7	4.3	13.4	4.9	17.4	5.8	5.9
Other Countries n.i.e	910	13.7	16.4	4.2	7.1	18.3	8.7	62.8	14.0	3.5	4.6	3.2	62.9
Cuba	928	12.6	13.5	2.7	6.0	12.8	8.5	1.3	0.4	1.9	2.0	1.8	60.9
Korea, Dem. People's Rep.	954	1.0	2.9	1.4	1.0	5.5	0.3	61.6	13.6	1.6	2.6	1.4	2.0
Special Categories	899	161.1	179.6	177.2	117.8
Countries & Areas n.s.	898	0.1	28.5	120.3	17.6
Memorandum Items													
Africa	605	4,588.8	4,409.4	4,839.4	3,486.5	3,008.7	3,602.5	4,962.8	5,030.0	5,254.6	3,262.4	3,072.6	4,459.5
Middle East	405	5,944.0	5,913.0	7,510.9	6,362.5	5,175.3	5,572.3	12,866.2	12,512.4	12,083.4	6,882.7	5,983.7	8,714.9
European Union	998	18,074.0	16,806.7	16,947.1	14,872.8	14,492.1	16,376.4	14,145.1	13,720.0	12,705.1	11,301.6	10,774.7	11,820.8
Export earnings: fuel	080	7,051.1	7,167.4	8,679.4	7,306.9	6,024.0	6,572.5	20,154.0	20,816.7	20,362.6	11,340.9	9,195.5	13,080.9
Export earnings: nonfuel	092	182,980.7	175,384.4	167,613.0	143,086.4	130,821.6	162,200.9	171,537.0	165,811.9	157,816.2	131,353.9	126,355.4	147,635.9

Iran, Islamic Republic of (429)

In Millions of U.S. Dollars

		Exports (FOB)						Imports (CIF)					
		2012	2013	2014	2015	2016	2017	2012	2013	2014	2015	2016	2017
IFS World		95,500.0	82,000.0	88,800.0	63,000.0	53,451.0	49,709.0	53,569.0	42,500.0
World	001	83,271.8	63,836.2	64,140.4	39,407.1	46,779.9	65,674.4	64,444.2	57,133.1	73,142.1	60,056.4	65,152.8	71,495.1
Advanced Economies	110	25,252.2	14,166.3	12,521.2	7,326.0	14,782.4	22,902.1	17,169.1	13,540.9	15,122.7	13,883.6	15,217.4	18,847.4
Euro Area	163	6,688.9	888.4	1,305.4	1,212.1	5,351.4	10,517.2	7,215.3	5,578.6	6,533.8	5,621.6	7,032.4	9,447.7
Austria	122	e 137.0	e 10.7	e 18.1	e 13.3	e 98.4	e 117.5	512.8	420.2	494.0	530.2	512.2	560.2
Belgium	124	e 248.2	e 101.9	e 101.0	e 92.0	e 169.9	e 145.8	391.1	305.4	418.7	434.9	512.4	631.1
Cyprus	423	e 1.1	e 0.9	e 0.8	e 0.6	e 0.6	e 0.5	185.9	183.3	178.4	179.5	181.3	187.6
Estonia	939	e 0.1	e 0.2	e 0.1	e 0.1	e 0.0	e 0.1	7.1	1.6	2.3	10.4	9.1	3.9
Finland	172	e 0.3	e 0.3	e 0.4	e 0.3	e 0.4	e 0.5	80.8	90.3	30.1	51.9	99.9	153.0
France	132	e 156.4	e 35.3	e 36.9	e 32.1	e 1,426.4	e 2,436.6	832.3	535.8	492.9	513.7	656.0	1,398.4
Germany	134	e 380.2	e 320.7	e 351.1	e 331.3	e 301.0	e 404.3	2,944.7	2,202.6	2,835.8	2,030.1	2,533.7	2,995.6
Greece	174	e 1,897.9	e 47.9	e 6.0	e 13.1	e 778.9	e 1,347.2	11.9	10.9	13.4	15.7	20.9	22.3
Ireland	178	e 0.8	e 0.7	e 1.5	e 0.5	e 0.3	e 1.9	115.5	133.9	107.0	150.6	136.8	291.8
Italy	136	e 2,740.2	e 171.8	e 543.1	e 491.8	e 1,082.8	e 3,603.2	1,201.1	933.4	1,014.2	881.8	1,133.3	1,307.0
Latvia	941	e 0.5	e 0.5	e 0.3	e 0.3	e 0.1	e 0.4	67.8	86.9	80.1	4.4	3.0	2.9
Lithuania	946	e 3.8	e 4.8	e 3.9	e 3.6	e 4.3	e 4.3	10.1	11.2	12.0	1.9	0.7	0.3
Luxembourg	137	e 0.0	e 0.0	e 0.2	e 0.1	e 0.1	e 0.1	21.2	14.9	13.4	12.9	15.3	18.2
Malta	181	e 0.2	e 0.1	e 0.2	e 0.3	e 0.3	e 0.2	0.1	0.1	0.4	0.2	1.1	0.8
Netherlands	138	e 193.2	e 83.5	e 54.0	e 39.2	e 526.1	e 789.9	435.7	364.5	559.9	579.4	893.2	1,405.6
Portugal	182	e 8.9	e 16.4	e 39.0	e 27.9	e 35.8	e 3.7	25.2	14.6	14.0	32.9	29.6	102.8
Slovak Republic	936	e 3.0	e 6.0	e 5.4	e 6.8	e 10.2	e 8.3	8.5	5.3	10.6	13.0	14.9	12.8
Slovenia	961	e 20.0	e 0.8	e 0.8	e 1.2	e 2.0	e 6.0	15.1	11.9	9.7	9.8	17.5	22.1
Spain	184	e 897.1	e 85.8	e 142.6	e 157.8	e 913.6	e 1,646.7	348.8	251.9	246.9	168.3	261.5	331.0
Australia	193	e 28.7	e 25.6	e 29.9	e 24.4	e 73.3	e 33.9	170.4	121.5	157.2	33.3	27.8	58.5
Canada	156	e 40.0	e 22.1	e 20.3	e 21.2	e 35.0	e 66.4	103.6	17.3	77.2	103.3	140.1	141.8
China,P.R.: Hong Kong	532	e 278.5	e 247.8	e 495.1	e 355.2	e 242.7	e 168.2	165.8	112.3	129.8	144.0	143.8	245.2
China,P.R.: Macao	546	e 0.3	e 0.0	e 0.3	e 0.0	e 0.0	e 0.1	0.0	0.0
Czech Republic	935	e 2.2	e 4.1	e 2.6	e 3.2	e 3.1	e 3.9	26.1	15.0	13.4	18.6	29.2	37.2
Denmark	128	e 7.7	e 9.4	e 9.9	e 6.0	e 7.5	e 10.7	120.9	83.3	121.9	124.1	192.1	234.7
Iceland	176	e 0.5	e 0.5	e 0.6	e 0.6	e 0.8	e 0.8	14.5	1.9	0.3	0.4	0.2	0.5
Japan	158	e 7,511.0	e 6,543.1	e 5,836.4	e 3,062.8	e 3,170.2	e 3,360.9	552.4	140.1	206.1	232.7	471.2	707.3
Korea, Republic of	542	e 8,060.8	e 5,249.4	e 4,319.0	e 2,233.4	e 4,509.1	e 7,212.5	4,601.8	3,346.2	3,131.8	2,815.8	2,738.4	2,951.6
New Zealand	196	e 3.4	e 2.1	e 10.0	e 2.7	e 3.4	e 4.5	88.6	59.6	56.7	27.2	42.9	38.8
Norway	142	e 6.9	e 6.7	e 5.4	e 4.9	e 5.0	e 6.2	26.3	6.4	4.7	7.5	18.5	17.0
San Marino	135	0.1	0.1	0.2	0.1	0.1	0.1
Singapore	576	e 1,021.5	e 11.3	e 7.8	e 9.2	e 510.2	e 710.9	830.0	808.7	789.0	765.2	762.9	835.0
Sweden	144	e 15.1	e 10.3	e 9.5	e 9.9	e 12.7	e 13.5	132.1	189.2	314.9	320.1	275.9	542.6
Switzerland	146	e 37.0	e 31.4	e 31.2	e 19.2	e 20.4	e 44.1	2,330.8	2,195.9	2,501.9	2,789.7	2,336.5	2,378.7
Taiwan Prov.of China	528	e 1,380.8	e 1,071.3	e 388.0	e 317.1	e 698.6	e 657.8	450.6	468.1	667.9	417.9	483.1	473.5
United Kingdom	112	e 166.7	e 40.5	e 49.7	e 34.0	e 57.8	e 30.8	189.4	212.3	304.3	293.0	419.2	654.5
United States	111	e 2.0	e 2.1	e 10.2	e 81.1	e 59.6	150.4	184.6	111.7	169.0	103.1	82.5
Emerg. & Dev. Economies	200	58,015.3	49,665.4	51,615.3	32,076.3	31,993.2	42,768.1	36,900.1	34,284.1	45,880.8	36,626.0	39,857.3	41,367.1
Emerg. & Dev. Asia	505	38,331.5	33,652.7	36,697.3	21,234.6	22,327.9	29,228.6	8,482.9	11,351.9	16,112.4	11,902.6	10,910.1	12,288.1
American Samoa	859	0.7	0.7	0.9	0.7	0.7	0.8
Bangladesh	513	e 9.4	e 1.9	e 7.6	e 5.5	e 0.3	e 0.2	44.7	55.4	34.3	31.8	25.9	19.9
Brunei Darussalam	516	e 0.4	e 0.1	e 0.3	e 0.1	e 0.1	e 0.1	e 0.0	e 0.0	e 0.0	e 0.0	e 0.0	e 0.0
Cambodia	522	e 0.5	e 0.0	e 0.2	e 0.5	e 0.5
China,P.R.: Mainland	924	e 23,518.3	e 23,959.1	e 25,910.0	e 15,106.8	e 14,074.7	e 17,476.6	5,585.8	7,106.6	12,146.0	8,946.9	8,417.3	9,411.1
Fiji	819	e 0.0	e 0.0	e 0.0	e 0.0	e 0.1	e 0.2
F.T. French Polynesia	887	e 1.6	e 3.2	e 1.3	e 0.0	e 0.0	e 0.0
F.T. New Caledonia	839	e 0.1	e 0.1	e 0.0	e 0.1	e 0.1	e 0.1
India	534	e 12,693.4	e 9,460.4	e 10,616.1	e 5,891.9	e 7,815.8	e 10,431.3	1,308.1	2,750.9	2,567.3	1,879.1	1,447.2	1,568.2
Indonesia	536	e 729.7	e 93.4	e 40.1	e 53.4	e 97.6	e 421.5	125.6	122.1	105.7	56.3	61.2	79.4
Malaysia	548	e 322.1	e 38.5	e 54.2	e 34.5	e 146.1	e 276.5	631.0	575.7	397.0	298.0	222.0	357.1
Maldives	556	e 0.1	e 0.5	e 0.1	e 0.0	e 0.0	e 0.0	e 5.3	e 11.4	e 0.9
Mongolia	948	e 0.1	e 0.3	e 0.8	e 0.3	e 0.1	e 0.3	5.8	5.8	5.8	5.8	5.8	14.1
Myanmar	518	e 32.8	e 14.2	e 15.2	e 46.4	e 26.3	e 46.4
Nepal	558	e 2.9	e 0.3	e 0.4	e 0.3	e 0.1	e 0.0	0.0	0.0	0.0	0.0	0.0	0.0
Papua New Guinea	853	e 0.1	e 0.1	e 0.1	e 0.1	e 0.1	e 0.1
Philippines	566	e 347.8	e 66.5	e 10.7	e 1.8	e 1.6	e 85.6	151.1	168.9	185.8	161.5	163.6	172.3

Iran, Islamic Republic of (429)

In Millions of U.S. Dollars

		Exports (FOB)						Imports (CIF)					
		2012	2013	2014	2015	2016	2017	2012	2013	2014	2015	2016	2017
Sri Lanka	524	e 612.6	e 10.9	e 7.4	e 6.7	e 6.6	e 10.1	68.7	74.9	66.2	56.7	63.1	64.7
Thailand	578	e 59.6	e 3.1	e 33.0	e 86.5	e 158.1	e 479.1	112.8	81.8	84.1	57.9	72.7	118.5
Vietnam	582	15.5	13.9	18.1	14.2	15.0	16.8
Asia n.s.	598	427.7	383.7	500.4	393.6	415.5	465.0
Europe	170	12,574.6	11,181.4	10,585.5	6,742.8	5,703.4	8,581.2	10,224.8	5,548.3	6,771.2	6,206.7	9,090.6	6,647.3
Emerg. & Dev. Europe	903	11,346.1	9,834.1	9,351.7	5,810.6	4,754.2	7,340.7	8,807.1	4,185.1	4,109.7	4,078.4	5,574.5	4,082.0
Albania	914	e 2.5	e 1.4	e 0.8	e 1.0	e 2.3	e 2.4	0.1
Bosnia and Herzegovina	963	e 2.2	e 1.6	e 2.2	e 2.2	e 2.4	e 6.5	2.2	2.2	2.2	2.2	3.8	3.2
Bulgaria	918	e 5.4	e 2.3	e 39.3	e 14.8	e 26.3	e 56.0	23.4	48.8	125.2	141.9	77.1	60.4
Croatia	960	e 2.1	e 1.1	e 1.0	e 0.7	e 0.6	e 59.1	28.2	15.5	12.3	4.0	4.8	6.9
Faroe Islands	816	e 0.1	e 0.1	e 0.1	e 0.1	e 0.1	e 0.1
Hungary	944	e 3.5	e 3.6	e 3.5	e 4.5	e 44.8	e 2.6	24.3	26.9	37.7	32.9	35.0	56.7
Kosovo	967	e 1.7	e 1.7	e 1.7	e 1.5	e 1.8	e 4.2	e 0.0
Macedonia, FYR	962	e 2.7	e 1.7	e 1.5	e 2.3	e 4.5	e 4.5	7.5	7.5	7.5	7.5	7.8	7.8
Montenegro	943	e 0.7	e 0.3	e 0.5	e 0.4	e 0.6	e 0.4	1.5	1.5	1.5	1.5	1.5	1.5
Poland	964	e 13.5	e 15.6	e 14.4	e 15.9	e 120.4	e 74.0	24.1	21.6	20.9	22.5	40.1	62.0
Romania	968	e 17.0	e 5.8	e 6.2	e 11.1	e 108.5	e 49.2	407.8	191.0	139.0	255.8	464.9	626.9
Serbia, Republic of	942	e 7.2	e 3.4	e 3.7	e 4.8	e 8.2	e 13.8	10.8	4.6	5.2	3.1	3.5	2.9
Turkey	186	e 11,287.5	e 9,795.5	e 9,276.7	e 5,751.2	e 4,433.8	e 7,068.0	8,277.4	3,865.5	3,758.3	3,607.2	4,936.0	3,253.8
CIS	901	1,228.4	1,347.4	1,233.8	932.2	949.1	1,240.5	1,414.6	1,360.5	2,657.9	2,125.5	3,513.1	2,562.0
Armenia	911	e 207.4	e 187.3	e 194.9	e 187.1	e 155.6	e 169.1	30.0	29.3	26.0	23.9	24.2	25.8
Azerbaijan, Rep. of	912	e 166.5	e 195.9	e 138.8	e 85.3	e 152.0	e 226.7	24.3	20.4	11.0	13.2	13.8	4.7
Belarus	913	e 8.6	e 9.0	e 9.2	e 11.0	e 5.3	e 77.2	51.6	21.4	44.8	27.1	22.6	33.5
Georgia	915	e 93.8	e 122.0	e 115.8	e 86.7	e 79.8	e 99.2	12.8	31.6	19.0	24.0	31.2	51.2
Kazakhstan	916	e 48.3	e 77.0	e 90.2	e 65.8	e 43.1	e 64.1	120.6	133.1	188.3	153.7	106.8	94.8
Kyrgyz Republic	917	e 12.5	e 13.2	e 6.8	e 4.3	e 6.2	e 8.6	4.8	4.3	5.7	4.5	4.7	5.3
Moldova	921	e 0.9	e 1.4	e 1.0	e 1.0	e 1.5	e 1.6	0.2	0.2	0.2	0.2	0.2	0.2
Russian Federation	922	e 404.2	e 408.4	e 335.0	e 245.5	e 285.6	e 370.8	606.9	708.0	1,948.9	1,560.6	2,942.6	2,078.1
Tajikistan	923	e 151.5	e 160.2	e 194.4	e 135.1	e 128.6	e 105.0	20.3	18.3	23.8	18.7	19.8	22.1
Ukraine	926	e 63.6	e 78.9	e 49.7	e 28.8	e 37.7	e 64.1	433.4	295.4	261.7	198.5	262.4	182.2
Uzbekistan	927	e 71.2	e 94.0	e 97.9	e 81.6	e 53.9	e 54.1	109.8	98.5	128.4	101.0	84.8	64.1
Europe n.s.	884	3.0	2.7	3.5	2.8	2.9	3.3
Mid East, N Africa, Pak	440	5,300.6	4,609.1	4,108.0	3,877.4	3,609.0	4,476.8	17,346.6	16,727.3	22,378.8	17,858.5	18,935.4	21,320.9
Afghanistan, I.R. of	512	e 470.4	e 674.7	e 1,412.3	e 1,705.6	e 1,193.5	e 1,353.9	12.0	10.8	14.1	11.1	11.7	13.1
Algeria	612	e 8.8	e 9.3	e 6.6	e 11.2	e 21.2	e 18.4	0.0	0.0
Bahrain, Kingdom of	419	e 23.9	e 14.7	e 17.3	e 18.2	e 17.6	e 11.8	20.8	18.6	24.3	19.1	20.2	22.6
Djibouti	611	e 2.3	e 2.4	e 2.5	e 3.5	e 4.0	e 4.1	0.0	0.0	0.0	0.0	0.0	0.0
Egypt	469	e 40.8	e 33.7	e 44.1	e 34.7	66.8	59.9	35.0	6.6	19.8	22.2
Iraq	433	102.9	92.4	120.4	94.7	100.0	111.9
Jordan	439	e 15.0	e 19.3	e 16.2	e 149.1	e 104.5	e 95.7	9.7	11.4	17.0	25.2	15.1	18.2
Kuwait	443	e 211.8	e 179.2	e 224.9	e 228.4	e 189.6	e 170.1	88.3	79.2	103.3	81.2	85.8	96.0
Lebanon	446	e 36.2	e 39.6	e 47.2	e 47.8	e 42.4	e 58.5	24.2	23.3	24.0	31.9	36.3	33.4
Libya	672	e 3.2	e 4.2	e 3.0	e 2.1	e 1.6	e 1.6
Mauritania	682	e 0.0	e 0.0	e 0.1	e 0.1	e 0.1	e 0.1	e 0.0	e 0.0	e 0.0	e 0.0	e 0.0	e 0.0
Morocco	686	e 1.1	e 0.9	e 0.8	e 1.6	e 0.4	e 1.0	0.4	0.6	1.2	0.8	1.4	2.7
Oman	449	e 194.5	e 529.4	e 326.7	e 280.9	e 605.9	e 472.8	74.9	67.2	87.7	69.0	63.0	183.6
Pakistan	564	e 113.5	e 158.3	e 175.2	e 246.1	e 304.8	e 308.9	245.2	179.2	183.0	103.9	63.1	34.0
Qatar	453	e 35.6	e 49.1	e 47.9	e 99.1	e 79.6	e 77.3	4.4	3.9	5.1	4.0	4.3	4.7
Saudi Arabia	456	e 88.7	e 113.8	e 167.0	e 195.8	e 3.3	e 0.2	141.2	141.2	141.2	141.2	141.2	141.2
Sudan	732	e 28.8	e 50.8	e 22.3	e 25.4	e 27.2	e 44.1	0.1	0.1	0.1	0.1	0.1	0.1
Syrian Arab Republic	463	e 99.3	e 79.0	e 106.1	e 86.9	e 78.5	e 86.8	24.4	21.9	28.5	22.4	23.7	26.5
Tunisia	744	e 6.5	e 3.9	e 3.7	e 4.5	e 6.7	e 7.5	2.5	1.7	1.5	0.6	0.3	0.8
United Arab Emirates	466	e 3,899.7	e 2,629.8	e 1,458.5	e 721.7	e 913.8	e 1,750.1	16,529.0	16,016.0	21,592.5	17,246.7	18,349.5	20,610.1
Yemen, Republic of	474	e 20.4	e 17.0	e 25.5	e 14.6	e 14.2	e 13.8	0.0	0.0	0.0	0.0	0.0	0.0
Sub-Saharan Africa	603	1,512.6	148.6	179.0	177.0	219.0	315.3	79.2	63.2	76.1	60.6	63.2	104.3
Benin	638	e 0.0	e 0.1	e 0.4	e 0.1	e 1.0	e 1.0	e 0.0	e 0.0
Botswana	616	e 0.0	e 0.0	e 0.0	e 0.0	0.8	0.8	0.8	0.8	0.8	0.8
Burkina Faso	748	e 2.0	e 0.5	e 0.2	e 0.5	e 0.5	e 0.6	e 0.0	e 0.0	e 0.0	e 0.0	e 0.0
Burundi	618	e 0.7	e 0.3	e 0.2	e 0.0	e 0.2
Cameroon	622	e 2.8	e 1.6	e 1.5	e 1.3	e 1.0	e 8.9	0.3	0.3	0.4	0.3	0.3	0.3

Iran, Islamic Republic of (429)

In Millions of U.S. Dollars

		Exports (FOB)						Imports (CIF)					
		2012	2013	2014	2015	2016	2017	2012	2013	2014	2015	2016	2017
Central African Rep.	626	e 0.1	e 0.0
Congo, Republic of	634	e 6.3	e 1.3	e 0.5	e 1.4	e 1.0	e 0.7
Côte d'Ivoire	662	e 10.6	e 2.4	e 1.6	e 0.8	e 0.7	e 0.8	0.0	1.6	0.4	0.0	0.0	0.0
Eritrea	643	e 0.5	e 0.6	e 0.4	e 0.5	e 0.4	e 0.3
Eswatini, Kingdom of	734	e 0.8	e 0.8	e 0.8	e 0.7	e 0.6	e 0.7
Estonia	939	e 0.1	e 0.2	e 0.1	e 0.1	e 0.0	e 0.1	7.1	1.6	2.3	10.4	9.1	3.9
Ethiopia	644	e 45.8	e 47.4	e 68.5	e 77.4	e 73.7	e 71.5	0.2	0.1	0.2	0.1	0.2	0.2
Gabon	646	e 0.1	e 0.1	e 0.1	e 0.0	e 0.0	e 0.0	e 0.0	e 0.0	e 0.0	e 0.0	e 0.0	e 0.0
Ghana	652	e 1.1	e 2.2	e 2.1	e 1.9	e 1.7	e 2.7	12.7	11.4	14.9	11.7	12.4	13.9
Guinea	656	e 0.1	e 0.1	e 0.2	e 0.1	e 0.1	e 0.2
Kenya	664	e 40.5	e 26.2	e 33.8	e 29.0	e 57.1	e 120.2	6.5	5.8	7.6	6.0	3.9	3.3
Madagascar	674	e 1.0	e 0.4	e 0.3	e 0.4	e 0.6	e 4.7	0.0	0.0	0.0	0.0	0.0	0.0
Malawi	676	e 7.6	e 0.0	e 0.1	e 0.0	e 0.0	e 0.0	3.7	3.3	4.3	3.4	3.6	4.0
Mali	678	e 8.2	e 0.9	e 0.9	e 0.9	e 1.1	e 1.1
Mauritius	684	e 0.5	e 0.4	e 0.3	e 0.4	e 0.2	e 0.2	0.0	0.8	0.3	0.6	0.3	0.7
Mozambique	688	e 0.9	e 0.3	e 0.2	e 4.9	e 13.1	e 17.6	11.1	10.0	13.0	10.2	10.8	12.1
Namibia	728	e 0.0	e 0.0	e 0.0	e 0.0	e 0.0	0.2	0.2	0.2	0.2	0.2	0.2
Niger	692	e 0.9	e 0.2	e 0.8	e 0.7	e 0.7	e 0.8
Nigeria	694	e 2.1	e 2.6	e 2.7	e 2.0	e 2.1	e 1.8
Rwanda	714	e 2.0	e 4.0	e 5.3	e 2.7	e 1.9	e 2.7	e 0.0
Senegal	722	e 21.9	e 3.7	e 3.8	e 18.2	e 26.0	e 30.8	0.0	0.0	0.0	0.0	0.0
Seychelles	718	e 1.0	e 0.2	e 0.1	e 0.0	e 0.1	e 0.1	6.4	5.8	7.5	5.9	6.3	7.0
Sierra Leone	724	e 0.0	e 2.0	e 0.9
South Africa	199	e 1,302.0	e 5.5	e 11.1	e 12.0	e 18.0	e 20.2	24.4	9.5	13.2	8.8	11.9	45.8
Tanzania	738	e 44.2	e 34.8	e 39.2	e 15.9	e 9.9	e 14.8	8.7	8.7	8.7	8.7	8.7	11.0
Togo	742	e 0.2	e 0.4	e 0.3	e 0.0	e 0.1	e 0.5
Uganda	746	e 5.5	e 3.3	e 2.2	e 4.0	e 4.3	e 10.2
Zambia	754	e 2.6	e 7.5	e 1.1	e 0.3	e 0.6	e 0.4	1.1	2.2	1.1	1.1	1.1	1.7
Zimbabwe	698	e 0.8	e 0.8	e 0.7	e 0.7	e 0.6	e 0.7	2.4	2.1	2.8	2.2	2.3	2.6
Africa n.s.	799	0.6	0.6	0.7	0.6	0.6	0.7
Western Hemisphere	205	296.2	73.6	45.6	44.4	133.9	166.3	766.6	593.5	542.2	597.7	857.9	1,006.4
Argentina	213	e 1.3	e 0.1	e 5.8	e 0.8	e 4.1	e 4.1	92.5	65.4	63.3	32.1	71.1	71.8
Barbados	316	e 0.0	e 0.0	e 0.1	e 0.1	e 0.0	e 0.0	e 0.0	e 0.0	e 0.0
Bolivia	218	e 0.9	e 0.0	e 0.9	e 0.0	e 0.1	e 0.4	0.0	0.0
Brazil	223	e 23.7	e 8.6	e 5.1	e 3.3	e 86.0	e 40.9	659.4	509.0	465.9	545.6	735.1	844.9
Chile	228	e 0.2	e 0.7	e 0.2	e 0.8	e 1.0	e 0.8	1.2	3.2	3.5	7.5	16.0	10.1
Colombia	233	e 18.2	e 1.1	e 0.5	e 0.3	e 1.0	e 0.8	0.9	1.0	1.3	1.2	2.8	2.7
Costa Rica	238	e 12.1	e 3.5	e 0.0	e 0.0	e 0.0	e 0.0	0.2	0.2	0.2	0.2	0.2	0.8
Dominican Republic	243	e 0.1	e 0.0	e 0.0	e 0.0	e 0.2	e 0.1
Ecuador	248	e 0.2	e 0.2	e 0.0	e 0.3	e 0.1	e 0.0	3.0	3.0	3.2	3.2	25.8	66.8
El Salvador	253	e 0.1	e 0.2	e 0.2	e 0.1	e 0.1	e 0.0	e 0.0
Grenada	328	e 0.1	e 0.1	e 0.1	e 0.1	e 0.1	e 0.1
Guatemala	258	e 12.1	e 0.8	e 0.0	e 0.0	e 0.2	e 0.1	e 0.2	e 0.1	e 0.0	e 0.7	e 0.0
Guyana	336	e 0.0	e 0.2	e 0.0	e 0.3	e 0.0	e 0.1
Honduras	268	e 0.0	e 0.0	e 0.0	e 0.0	0.4	0.2	0.3	0.0	0.1
Jamaica	343	e 0.3	e 0.1	e 0.0	e 0.1	e 0.0
Mexico	273	e 127.6	e 20.5	e 3.3	e 3.3	e 21.0	e 89.8	2.7	0.2	0.1	0.2	0.2	0.4
Nicaragua	278	e 7.7	e 0.0	e 0.0	e 0.0
Panama	283	e 0.5	3.5	3.5	3.5	4.1	3.5	3.9
Paraguay	288	e 0.1	e 0.0	e 0.0	e 0.0	e 0.1	e 0.0	0.0	0.0	0.0	0.0	0.0	0.0
Peru	293	e 1.7	e 1.5	e 0.4	e 1.9	e 1.7	e 10.9	0.2	0.1	0.2	0.2	1.3	1.8
St. Vincent & Grens.	364	e 0.0	e 0.0	e 0.0	e 0.0	e 0.1	e 0.0
Suriname	366	e 0.0	e 0.1	e 0.0
Trinidad and Tobago	369	e 0.7	e 0.1	e 0.1	e 0.3	e 0.3	e 0.2
Uruguay	298	e 31.3	e 15.6	e 10.1	e 0.0	e 0.1	e 6.0	2.3	7.4	0.7	3.3	0.9	2.9
Venezuela, Rep. Bol.	299	e 57.7	e 19.8	e 18.5	e 32.6	e 17.5	e 11.9	0.1	0.1	0.1	0.1	0.1	0.1
Other Countries n.i.e	910	4.3	4.5	3.9	4.8	4.4	4.2	0.4	0.3	0.4	0.3	0.4	0.4
Cuba	928	e 4.3	e 4.5	e 3.9	e 4.8	e 4.4	e 4.2	0.4	0.3	0.4	0.3	0.4	0.4
Special Categories	899	902.4	809.6	1,055.9	830.4	876.6	981.2
Countries & Areas n.s.	898	9,472.1	8,498.0	11,082.3	8,716.0	9,201.1	10,298.9

Iran, Islamic Republic of (429)

In Millions of U.S. Dollars

		Exports (FOB)						Imports (CIF)					
		2012	2013	2014	2015	2016	2017	2012	2013	2014	2015	2016	2017
Memorandum Items													
Africa	605	1,560.1	215.8	215.0	223.4	278.8	390.5	82.2	65.6	78.8	62.1	65.1	107.9
Middle East	405	4,669.1	3,708.9	2,484.5	1,879.2	2,051.0	2,738.7	17,086.5	16,534.9	22,179.0	17,742.1	18,858.8	21,270.2
European Union	998	6,922.1	981.2	1,441.6	1,312.2	5,732.9	10,817.0	8,191.8	6,382.4	7,623.3	6,834.4	8,570.7	11,729.7
Export earnings: fuel	080	5,191.9	4,253.2	2,865.0	2,005.7	2,349.5	3,193.6	17,717.1	17,284.1	24,227.3	19,387.9	21,855.8	23,417.2
Export earnings: nonfuel	092	78,079.9	59,583.0	61,275.4	37,401.4	44,430.4	62,480.8	46,727.0	39,849.0	48,914.8	40,668.5	43,297.0	48,077.9

Iraq (433)

In Millions of U.S. Dollars

		Exports (FOB)						Imports (CIF)					
		2012	2013	2014	2015	2016	2017	2012	2013	2014	2015	2016	2017
IFS World	
World	001	89,964.0	84,962.5	81,987.2	51,501.1	46,393.3	64,255.8	38,062.0	42,671.8	42,478.3	36,314.4	30,497.7	34,495.9
Advanced Economies	110	53,205.2	45,071.0	42,086.8	24,637.2	22,804.4	31,702.3	11,431.1	13,799.3	12,217.8	10,015.8	7,904.3	7,828.3
Euro Area	163	15,220.3	12,811.8	13,888.8	11,363.3	9,883.5	12,717.9	4,872.2	6,025.4	5,103.3	4,070.1	3,122.9	3,209.5
Austria	122	e 55.5	e 275.8	e 97.9	e 220.8	e 218.7	e 370.7	e 260.1	e 215.8	e 112.4	e 172.3	e 113.9	e 103.3
Belgium	124	e 0.4	e 0.4	e 7.0	e 79.8	e 59.3	e 81.4	e 232.3	e 316.7	e 311.0	e 326.2	e 267.6	e 215.4
Cyprus	423	e 0.0	e 0.0	e 0.0	e 0.0	e 0.0	e 0.0	e 10.3	e 11.6	e 8.9	e 7.1	e 8.9	e 14.5
Estonia	939	e 0.0	e 0.0	e 0.0	e 0.0	e 0.4	e 23.1	e 1.5	e 1.6	e 0.6	e 1.1
Finland	172	e 0.0	e 0.0	e 0.0	e 0.1	e 0.1	e 0.0	e 28.5	e 71.1	e 30.5	e 14.9	e 4.8	e 11.2
France	132	e 1,219.9	e 1,051.9	e 950.9	e 844.3	e 167.6	e 129.7	e 1,013.2	e 704.9	e 586.8	e 522.4	e 369.5	e 399.0
Germany	134	e 618.7	e 561.3	e 539.2	e 469.5	e 610.6	e 1,032.0	e 1,727.3	e 1,946.3	e 1,618.5	e 1,167.4	e 815.1	e 800.1
Greece	174	e 2,129.9	e 4,408.2	e 4,849.5	e 3,132.3	e 2,443.6	e 3,365.3	e 46.9	e 33.7	e 52.4	e 56.5	e 32.2	e 73.5
Ireland	178	e 0.0	e 0.1	e 2.2	e 0.0	e 0.0	e 0.0	e 76.0	e 79.9	e 89.4	e 87.9	e 97.8	e 104.5
Italy	136	e 4,251.0	e 3,716.7	e 4,021.8	e 3,517.6	e 3,082.4	e 3,010.3	e 861.8	e 1,785.9	e 1,358.5	e 1,074.6	e 724.8	e 685.2
Latvia	941	e 0.0	e 0.0	e 0.0	e 0.0	e 0.0	e 1.9	e 2.1	e 2.3	e 3.4	e 4.2	e 2.4
Lithuania	946	e 0.0	e 0.0	e 22.0	e 0.0	e 0.0	e 0.6	e 1.2	e 2.7	e 3.1	e 5.3	e 7.2
Luxembourg	137	e 0.0	e 0.0	e 0.0	e 0.0	e 0.0	e 2.5	e 2.3	e 3.2	e 2.7	e 2.5	e 0.8
Malta	181	e 0.0	e 0.0	e 0.0	e 0.0	e 0.0	e 0.0	e 1.2	e 2.5	e 1.9	e 0.9	e 0.9	e 2.4
Netherlands	138	e 3,056.0	e 1,135.3	e 2,245.2	e 1,761.8	e 1,793.0	e 3,079.3	e 437.9	e 505.7	e 548.6	e 344.8	e 420.6	e 507.1
Portugal	182	e 211.5	e 289.1	e 167.2	e 101.3	e 193.6	e 312.0	e 10.7	e 17.1	e 14.3	e 10.4	e 29.2	e 29.2
Slovak Republic	936	e 0.0	e 0.0	e 0.0	e 0.0	e 0.0	e 8.5	e 23.8	e 17.4	e 14.5	e 16.3	e 4.7
Slovenia	961	e 0.0	e 0.0	e 0.0	e 0.0	e 0.0	e 9.5	e 20.9	e 14.1	e 17.2	e 21.1	e 19.6
Spain	184	e 3,677.2	e 1,372.9	e 1,007.8	e 1,213.7	e 1,314.5	e 1,337.2	e 142.7	e 260.7	e 328.8	e 242.3	e 187.5	e 228.4
Australia	193	e 0.0	e 0.0	e 0.4	e 0.1	e 0.0	e 0.0	e 181.1	e 634.5	e 268.5	e 31.0	e 25.5	e 74.8
Canada	156	e 3,940.9	e 3,125.1	e 1,690.2	e 0.2	e 1.1	e 53.0	e 419.4	e 203.5	e 269.0	e 147.3	e 103.0	e 59.1
China,P.R.: Hong Kong	532	e 4.0	e 2.3	e 1.8	e 2.4	e 2.9	e 2.2	e 16.3	e 40.9	e 61.2	e 127.4	e 127.3	e 64.0
Czech Republic	935	e 0.0	e 0.0	e 0.2	e 0.7	e 0.0	e 0.2	e 133.8	e 109.6	e 70.7	e 136.1	e 135.0	e 65.2
Denmark	128	e 0.1	e 1.6	e 0.0	e 0.1	e 0.2	e 0.1	e 66.6	e 75.6	e 68.8	e 69.5	e 51.6	e 66.3
Iceland	176	e 0.0	e 0.0	e 0.6
Japan	158	e 2,661.6	e 2,449.3	e 1,438.8	e 943.0	e 1,036.2	e 952.6	e 380.4	e 776.1	e 620.0	e 532.3	e 363.4	e 302.4
Korea, Republic of	542	e 9,648.2	e 8,736.5	e 6,308.7	e 5,911.0	e 4,700.1	e 6,039.3	e 1,978.3	e 2,091.9	e 1,905.5	e 1,513.3	e 1,520.1	e 1,620.7
New Zealand	196	e 0.2	e 0.1	e 0.0	e 0.0	e 0.0	e 0.0	e 6.2	e 3.9	e 3.8	e 3.6	e 4.1	e 4.4
Norway	142	e 0.0	e 0.0	e 0.1	e 0.0	e 0.0	e 0.0	e 5.7	e 8.5	e 18.2	e 2.4	e 2.6	e 28.5
Singapore	576	e 1,016.8	e 2,797.5	e 2,173.3	e 948.0	e 487.6	e 1,553.4	e 46.8	e 130.9	e 65.1	e 73.8	e 93.5	e 63.5
Sweden	144	e 70.2	e 100.3	e 53.2	e 0.5	e 140.5	e 220.0	e 294.4	e 361.0	e 350.8	e 257.9	e 257.2	e 158.5
Switzerland	146	e 0.0	e 0.2	e 201.5	e 4.1	e 38.8	e 0.6	e 352.3	e 495.5	e 469.1	e 469.0	e 398.8	e 337.6
Taiwan Prov.of China	528	e 2,464.9	e 2,488.2	e 3,281.1	e 1,282.6	e 876.3	e 18.9	e 24.5	e 33.4	e 56.2	e 44.0	e 39.6	e 63.3
United Kingdom	112	e 3.1	e 5.7	e 4.2	e 74.9	e 9.6	e 6.5	e 475.9	e 665.1	e 655.5	e 450.3	e 314.9	e 441.0
United States	111	e 18,174.9	e 12,552.6	e 13,044.4	e 4,106.2	e 5,627.4	e 10,137.4	e 2,177.1	e 2,143.0	e 2,232.1	e 2,087.8	e 1,344.9	e 1,269.4
Emerg. & Dev. Economies	200	36,758.8	39,891.5	39,900.4	26,863.9	23,588.9	32,553.5	26,630.9	28,872.6	30,260.5	26,298.6	22,593.5	26,667.6
Emerg. & Dev. Asia	505	29,959.5	35,690.4	35,009.4	22,724.0	19,542.6	27,653.0	7,777.7	9,305.0	9,663.1	10,143.5	9,713.5	10,867.5
Bangladesh	513	e 4.5	e 3.9	e 17.9	e 4.9	e 7.9	e 5.0	e 0.3	e 1.2	e 1.0	e 0.9	e 0.6	e 1.8
Cambodia	522	e 0.0	e 0.0	e 0.5	e 0.5	e 0.5	e 0.6
China,P.R.: Mainland	924	e 11,927.6	e 16,951.0	e 19,573.2	e 11,939.9	e 10,017.1	e 12,947.2	e 5,208.6	e 7,309.4	e 8,207.4	e 8,402.6	e 8,207.7	e 8,854.8
Fiji	819	e 0.0	e 0.0	e 0.0	e 0.0	e 0.0	e 0.0	e 0.0	e 0.0	e 0.0	e 0.0	e 0.2
India	534	e 17,757.1	e 18,552.6	e 15,186.1	e 10,681.6	e 9,417.6	e 14,444.3	e 1,336.3	e 986.1	e 832.6	e 1,204.9	e 1,031.7	e 1,336.3
Indonesia	536	e 0.1	e 0.1	e 0.3	e 0.2	e 0.1	e 0.2	e 47.6	e 48.1	e 76.6	e 100.8	e 96.5	e 133.6
Malaysia	548	e 210.0	e 182.5	e 202.7	e 97.0	e 99.3	e 255.5	e 123.2	e 90.3	e 85.3	e 124.8	e 122.8	e 135.0
Myanmar	518	e 0.0	e 0.3	e 2.1	e 1.3	e 0.3	e 2.3	e 4.7
Nepal	558	e 0.0	e 0.1	e 0.0	e 0.0	e 0.0	e 0.1	e 0.0	e 0.0	e 0.0	e 0.0
Philippines	566	e 0.1	e 0.0	e 0.0	e 0.0	e 0.0	e 0.0	e 1.1	e 6.9	e 6.5	e 4.9	e 15.0	e 24.9
Sri Lanka	524	e 0.1	e 0.2	e 0.3	e 0.4	e 0.5	e 0.6	e 89.6	e 89.9	e 97.5	e 111.2	e 118.5	e 155.6
Thailand	578	e 60.0	e 0.0	e 28.8	e 0.0	e 0.0	e 0.1	e 970.7	e 771.0	e 354.3	e 192.5	e 117.8	e 220.0
Europe	170	301.4	452.9	763.4	1,503.8	1,749.7	2,889.1	13,757.7	14,864.6	14,892.4	12,285.0	10,034.9	12,117.1
Emerg. & Dev. Europe	903	266.9	423.6	693.8	1,499.5	1,747.9	2,885.7	12,003.8	13,156.0	11,887.7	9,440.1	8,362.2	9,915.3
Albania	914	e 0.5	e 0.2	e 0.1	e 0.3	e 1.9	e 2.9	e 2.4	e 2.8
Bosnia and Herzegovina	963	e 0.0	e 0.0	e 0.0	e 0.0	e 0.0	e 0.0	e 0.3	e 8.1	e 1.6	e 0.4	e 0.5	e 2.0
Bulgaria	918	e 0.1	e 0.1	e 0.1	e 0.1	e 0.0	e 28.0	e 274.3	e 154.8	e 53.5	e 35.3	e 43.5	e 42.3
Croatia	960	e 0.0	e 0.0	e 39.7	e 131.7	e 166.0	e 234.4	e 10.4	e 28.6	e 24.8	e 33.3	e 4.2	e 8.6
Hungary	944	e 0.0	e 235.3	e 384.2	e 368.6	e 182.3	e 215.3	e 26.4	e 37.9	e 24.9	e 33.3	e 50.7	e 60.5

Iraq (433)

In Millions of U.S. Dollars

		Exports (FOB)						Imports (CIF)					
		2012	2013	2014	2015	2016	2017	2012	2013	2014	2015	2016	2017
Kosovo	967	e 0.2	e 0.9
Macedonia, FYR	962	e 0.0	e 0.0	e 0.0	e 0.4	e 0.2	e 4.7	e 5.0	e 6.4	e 3.0	e 2.0	e 2.1
Montenegro	943	e 0.0	e 0.0	e 0.0	e 0.0	e 0.0	e 0.2	e 0.1
Poland	964	e 72.1	e 0.2	e 0.4	e 637.3	e 378.9	e 385.8	e 98.4	e 144.5	e 166.7	e 199.0	e 81.4	e 101.1
Romania	968	e 53.8	e 50.5	e 16.1	e 82.1	e 63.6	e 134.9	e 77.5	e 93.1	e 58.4	e 46.1	e 67.9	e 73.6
Serbia, Republic of	942	e 0.0	e 0.0	e 0.0	e 0.0	e 167.2	e 445.8	e 40.1	e 18.0	e 8.5	e 23.3	e 14.7	e 23.5
Turkey	186	e 140.9	e 137.4	e 253.3	e 279.7	e 789.0	e 1,441.1	e 11,471.5	e 12,665.8	e 11,541.1	e 9,063.3	e 8,094.9	e 9,597.9
CIS	901	34.5	29.3	69.6	4.3	1.8	3.5	1,753.9	1,708.6	3,004.7	2,844.8	1,672.7	2,201.8
Armenia	911	e 31.6	e 26.7	e 24.0	e 1.6	e 0.1	e 0.2	e 16.7	e 51.4	e 85.5	e 138.5	e 149.0	e 128.2
Azerbaijan, Rep. of	912	e 0.3	e 0.5	e 0.4	e 0.2	e 0.0	e 0.0	e 443.5	e 374.9	e 250.8	e 198.7	e 18.8	e 16.7
Belarus	913	e 24.2	e 2.2	e 2.7	e 32.9	e 42.1	e 2.9
Georgia	915	e 2.3	e 0.3	e 3.8	e 2.3	e 1.6	e 3.0	e 9.6	e 9.2	e 10.9	e 11.6	e 43.3	e 33.4
Kazakhstan	916	e 0.0	e 0.0	e 0.0	e 0.0	e 3.7	e 36.2	e 7.1	e 10.3	e 5.4	e 3.0
Kyrgyz Republic	917	e 0.0	e 0.0	e 0.0	e 2.9	e 5.9	e 18.1	e 17.0	e 3.7	e 1.5
Moldova	921	e 0.0	e 24.1	e 13.9	e 10.9	e 18.1	e 27.9	e 14.0
Russian Federation	922	e 0.1	e 1.6	e 0.0	e 0.1	e 0.0	e 0.0	e 302.8	e 399.5	e 1,864.0	e 1,915.3	e 972.0	e 1,485.9
Tajikistan	923	e 0.0	e 0.0	e 0.0	e 0.0	e 0.0	e 0.0	e 1.4	e 1.2	e 1.1	e 0.9	e 0.9	e 1.2
Ukraine	926	e 0.2	e 0.1	e 41.3	e 0.0	e 0.2	e 924.6	e 813.9	e 753.3	e 501.1	e 396.9	e 500.9
Uzbekistan	927	e 0.0	e 0.1	e 0.2	e 0.3	e 0.3	e 0.2	e 12.8	e 14.1
Mid East, N Africa, Pak	440	5,528.3	3,053.3	2,689.6	2,048.3	2,178.5	1,881.0	4,473.4	4,063.3	5,025.6	3,263.4	2,052.8	2,424.5
Afghanistan, I.R. of	512	e 0.4	e 18.0	e 11.9	e 13.8
Algeria	612	e 0.1	e 0.1	e 0.0	e 0.1	e 0.1	e 83.0	e 41.6	e 33.7	e 3.7	e 0.4	e 0.5
Bahrain, Kingdom of	419	e 0.2	e 0.0	e 0.1	e 0.0	e 0.1	e 0.2	e 32.4	e 43.1	e 1,191.8	e 524.0	e 46.5	e 48.3
Djibouti	611	e 0.5	e 0.5	e 0.6	e 0.8	e 0.9	e 0.9	e 0.1	e 0.0	e 0.0	e 0.1	e 0.1	e 0.1
Egypt	469	e 630.4	e 263.1	e 636.8	e 655.5	e 384.6	e 743.7	e 600.4	e 777.0	e 825.9	e 492.4	e 40.7	e 74.3
Iran, I.R. of	429	e 97.1	e 87.1	e 113.6	e 89.4	e 94.3	e 105.6
Jordan	439	e 306.6	e 336.1	e 5.9	e 0.9	e 2.5	e 1.6	e 1,296.4	e 1,318.5	e 1,237.2	e 736.3	e 392.7	e 545.5
Kuwait	443	e 0.0	e 0.0	e 0.0	e 0.1	e 0.1	e 0.1
Lebanon	446	e 5.5	e 2.3	e 3.5	e 3.3	e 3.6	e 3.4	e 374.4	e 509.3	e 440.0	e 328.3	e 222.9	e 243.4
Mauritania	682	e 0.0	e 0.0	e 0.0	e 0.1
Morocco	686	e 970.9	e 1,275.3	e 800.4	e 343.5	e 0.6	e 0.4	e 8.6	e 12.9	e 10.3	e 11.5	e 17.3	e 12.3
Oman	449	e 24.6	e 213.0	e 69.0	e 127.8	e 44.4	e 246.0	e 789.3	e 250.9	e 202.9	e 496.1	e 811.7	e 170.3
Pakistan	564	e 5.4	e 4.3	e 15.9	e 10.9	e 19.8	e 66.3	e 44.7	e 27.7	e 50.6	e 32.9	e 19.7	e 22.5
Qatar	453	e 0.7	e 0.5	e 0.4	e 0.9	e 0.7	e 35.6	e 195.3	e 191.7	e 178.0	e 130.5	e 67.9	e 67.8
Saudi Arabia	456	e 1.6	e 1.4	e 1.1	e 2.5	e 5.9	e 7.4	e 775.2	e 749.9	e 689.6	e 403.3	e 337.0	e 1,121.5
Sudan	732	e 0.0	e 0.0	e 0.0	e 0.0	e 0.0	e 0.1	e 0.1	e 0.3	e 0.2	e 1.9	e 1.1
Syrian Arab Republic	463	e 9.9	e 7.9	e 10.6	e 8.7	e 7.9	e 8.7	e 254.6	e 122.0	e 136.0	e 78.8	e 76.5	e 88.9
Tunisia	744	e 0.0	e 0.1	e 0.2	e 0.0	e 0.0	e 0.0	e 12.6	e 12.7	e 26.7	e 7.0	e 5.2	e 13.5
United Arab Emirates	466	e 3,473.7	e 861.4	e 1,030.7	e 803.3	e 1,612.6	e 660.9
West Bank and Gaza	487	e 0.3	e 0.3	e 0.5	e 0.1	e 0.6	e 0.7
Yemen, Republic of	474	e 1.0	e 0.3	e 0.6	e 0.2	e 0.2	e 0.3	e 6.1	e 5.7	e 2.1	e 0.0	e 0.0	e 0.0
Sub-Saharan Africa	603	7.0	2.1	395.9	110.7	2.5	2.4	10.8	8.6	8.1	44.3	18.3	14.6
Angola	614	e 6.7	e 0.9	e 0.9	e 2.2	e 1.6	e 1.8
Burkina Faso	748	e 0.0	e 0.0	e 0.0	e 0.1
Cameroon	622	e 0.0	e 0.2	e 0.0	e 0.2	e 0.3	e 0.6
Congo, Republic of	634	e 0.0	e 0.0	e 0.0	e 0.0	e 0.0	e 0.0	e 0.1	e 0.0	e 0.0	e 0.0	e 0.0	e 0.0
Estonia	939	e 0.0	e 0.0	e 0.0	e 0.0	e 0.4	e 23.1	e 1.5	e 1.6	e 0.6	e 1.1
Ethiopia	644	e 0.0	e 0.0	e 0.0	e 0.0	e 0.0	e 0.0	e 0.3	e 0.3	e 0.5	e 0.5	e 0.5	e 0.5
Ghana	652	e 0.1	e 0.3	e 0.4	e 0.5	e 0.5	e 0.2	e 0.0	e 0.3	e 0.4	e 0.6	e 0.5	e 0.2
Kenya	664	e 0.1	e 0.1	e 0.5	e 0.0	e 0.0	e 0.0	e 0.7	e 1.4	e 0.3	e 0.2	e 0.7	e 2.1
Madagascar	674	e 0.0	e 0.0	e 0.0	e 0.0	e 0.0	e 0.2	e 0.3	e 0.7
Mozambique	688	e 0.0	e 0.0	e 0.0	e 0.1	e 0.0	e 0.0
Nigeria	694	e 0.3	e 0.3	e 0.2	e 0.2	e 0.2
Senegal	722	e 0.0	e 0.1	e 0.0	e 0.0	e 0.0
South Africa	199	e 0.0	e 0.5	e 393.8	e 107.7	e 0.0	e 0.0	e 4.9	e 6.5	e 6.8	e 42.3	e 13.2	e 6.4
Tanzania	738	e 0.0	e 0.0	e 0.0	e 0.0	e 0.0	e 0.0	e 4.8	e 0.0	e 0.0	e 0.2	e 2.6	e 3.9
Zimbabwe	698	e 0.0	e 0.1	e 0.0	e 0.1	e 0.1
Western Hemisphere	205	962.5	692.7	1,042.1	477.0	115.6	128.0	611.2	631.0	671.3	562.4	774.0	1,243.9
Argentina	213	e 0.0	e 0.0	e 0.0	e 0.0	e 0.0	e 0.0	e 109.4	e 115.7	e 153.9	e 93.6	e 174.2	e 209.3
Bahamas, The	313	e 0.0	e 0.0	e 0.1	e 0.0	e 0.0	e 0.0

Iraq (433)

In Millions of U.S. Dollars

		Exports (FOB)						Imports (CIF)					
		2012	2013	2014	2015	2016	2017	2012	2013	2014	2015	2016	2017
Barbados	316	e 0.0	e 0.1	e 0.1	e 0.0
Brazil	223	e 962.0	e 691.7	e 1,041.2	e 476.7	e 114.6	e 125.4	e 305.3	e 297.7	e 240.1	e 325.0	e 482.8	e 859.4
Chile	228	e 0.0	e 0.0	e 0.0	e 0.0	e 0.1	e 0.0	e 0.4	e 0.5	e 1.2	e 2.4	e 1.9	e 2.7
Colombia	233	e 0.0	e 0.0	e 0.6	e 0.0	e 0.3	e 0.0	e 2.9	e 26.6	e 38.0	e 1.6	e 27.9	e 20.6
Costa Rica	238	e 0.0	e 0.0	e 0.0	e 0.0	e 0.0	e 0.0	e 0.1	e 4.7	e 10.3
Dominican Republic	243	e 0.2	e 0.1	e 0.1	e 0.1	e 1.7	e 1.8	e 1.2	e 0.1	e 0.0	e 0.0
Ecuador	248	e 0.0	e 0.0	e 0.0	e 0.0	e 0.2	e 0.0	e 0.8	e 1.8	e 3.3	e 22.5	e 59.8
Guatemala	258	e 0.1	e 0.1	e 1.8	e 10.5	e 10.4
Guyana	336	e 0.0	e 0.0	e 0.0	e 2.4	e 0.0	e 0.3
Mexico	273	e 0.2	e 0.0	e 0.2	e 0.0	e 0.0	e 0.1	e 62.7	e 70.4	e 16.5	e 28.3	e 21.0	e 28.8
Paraguay	288	e 0.1	e 0.1	e 2.5	e 21.7
Peru	293	e 0.0	e 0.0	e 0.0	e 0.0	e 0.1	e 0.0	e 0.0	e 0.1	e 0.0	e 0.1	e 0.0	e 0.5
Suriname	366	e 0.1	e 0.0	e 0.0
Trinidad and Tobago	369	e 0.0	e 0.0	e 0.0	e 0.0	e 0.0	e 0.6	e 0.4	e 0.0	e 0.0	e 0.0
Uruguay	298	e 0.1	e 0.0	e 127.8	e 115.8	e 217.2	e 84.2	e 28.2	e 41.8
Venezuela, Rep. Bol.	299	e 0.0	e 0.8	e 0.1	e 0.1	e 0.1	e 0.0	e 0.1
Memorandum Items													
Africa	605	978.6	1,278.1	1,197.2	455.0	4.2	3.8	115.2	75.9	79.2	66.8	43.1	42.1
Middle East	405	4,551.4	1,773.1	1,872.4	1,692.7	2,157.0	1,813.3	4,324.3	3,968.2	4,903.9	3,189.9	1,996.4	2,360.6
European Union	998	15,419.7	13,205.5	14,386.9	12,659.3	10,824.8	13,943.1	6,330.1	7,695.5	6,577.5	5,330.8	4,129.0	4,226.7
Export earnings: fuel	080	3,606.2	1,167.8	1,218.0	1,027.2	1,761.0	1,058.2	2,635.3	2,122.3	4,458.4	3,687.0	2,309.9	2,994.4
Export earnings: nonfuel	092	86,357.8	83,794.6	80,769.3	50,473.8	44,632.4	63,197.7	35,426.7	40,549.5	38,019.9	32,627.4	28,187.8	31,501.5

Ireland (178)

In Millions of U.S. Dollars

		Exports (FOB)						Imports (CIF)					
		2012	2013	2014	2015	2016	2017	2012	2013	2014	2015	2016	2017
IFS World		118,660.3	116,732.3	121,058.8	123,361.4	130,864.2	137,065.9	70,409.5	73,446.1	82,016.8	76,976.5	81,068.3	87,913.6
World	001	118,662.8	116,731.6	121,057.4	123,361.5	130,864.2	137,020.6	70,410.9	73,445.8	82,015.9	76,976.6	81,068.2	88,516.0
Advanced Economies	110	106,129.8	103,500.3	105,954.9	109,375.8	115,626.4	119,730.1	60,941.6	65,284.8	72,675.2	68,152.5	72,446.6	78,972.2
Euro Area	163	46,642.8	43,598.7	43,571.7	43,935.4	44,552.3	46,617.2	18,828.2	21,056.1	25,121.6	24,433.1	27,764.2	29,890.2
Austria	122	488.9	592.7	463.3	450.1	395.7	402.2	265.8	278.4	277.5	243.6	272.1	290.8
Belgium	124	17,498.7	14,892.6	15,628.2	16,111.8	16,169.2	15,014.5	1,461.8	1,530.2	1,864.4	1,728.5	1,858.4	1,901.3
Cyprus	423	42.8	42.4	25.1	44.5	36.3	28.7	3.9	3.3	5.1	3.0	3.8	3.4
Estonia	939	28.3	29.5	24.3	28.5	46.8	24.8	13.0	12.3	12.8	19.9	8.6	12.4
Finland	172	458.9	460.6	419.8	333.8	282.9	365.4	147.8	126.3	164.9	314.6	285.0	308.5
France	132	5,611.8	5,491.4	6,533.4	5,366.6	5,415.6	5,877.0	6,435.1	6,505.5	9,428.6	8,874.3	10,278.4	11,062.8
Germany	134	9,338.9	8,619.9	7,756.3	8,066.7	8,623.6	11,125.9	4,962.9	5,950.7	6,394.8	6,928.3	7,906.7	8,354.6
Greece	174	326.0	362.3	366.1	322.6	312.5	373.6	25.3	36.3	40.3	46.1	44.5	62.7
Italy	136	3,409.1	3,046.0	2,799.3	2,810.0	2,659.0	2,933.0	927.2	1,135.0	1,102.8	1,166.8	1,628.3	2,401.1
Latvia	941	74.3	57.4	66.8	64.1	65.2	72.6	39.9	27.1	34.3	38.4	45.0	50.0
Lithuania	946	70.2	44.0	48.7	39.4	37.8	25.7	63.8	99.8	87.7	87.8	72.5	76.4
Luxembourg	137	79.5	78.5	106.2	73.4	74.3	136.2	63.4	66.3	57.9	60.3	47.4	77.1
Malta	181	30.2	31.2	31.6	33.4	48.8	36.3	11.1	14.0	7.3	13.1	15.6	9.1
Netherlands	138	4,608.9	5,399.4	5,037.1	5,170.2	6,507.8	6,674.7	3,418.8	4,118.8	4,337.8	3,675.6	3,701.0	3,560.9
Portugal	182	487.1	425.4	469.2	450.1	456.6	481.5	147.9	162.3	188.2	201.8	248.1	254.4
Slovak Republic	936	78.9	81.2	73.9	80.2	85.1	66.1	50.9	48.0	26.4	24.7	39.7	34.1
Slovenia	961	38.9	46.4	48.8	50.4	101.4	94.9	9.5	19.6	42.6	19.7	36.7	30.4
Spain	184	3,971.2	3,898.2	3,673.6	4,439.6	3,233.9	2,884.0	780.2	922.1	1,048.2	986.6	1,272.8	1,400.3
Australia	193	922.4	936.9	922.5	1,020.6	1,641.6	1,002.9	91.6	95.0	69.3	79.7	119.1	84.2
Canada	156	995.3	1,018.8	940.0	960.3	985.2	1,203.0	306.9	436.7	459.9	485.6	564.0	693.0
China,P.R.: Hong Kong	532	764.6	688.3	919.8	690.9	722.2	783.8	101.8	87.9	124.9	108.3	99.9	109.0
China,P.R.: Macao	546	10.1	1.7	0.8	0.9	5.1	7.4	2.3	2.3	5.1	4.9	2.3	0.1
Czech Republic	935	428.9	610.2	636.6	455.0	409.1	470.0	388.8	401.9	427.7	485.9	591.1	603.6
Denmark	128	680.7	683.8	779.7	669.7	679.2	732.4	622.9	974.3	571.5	514.7	550.5	485.6
Iceland	176	30.1	22.7	59.5	111.9	117.6	46.9	9.9	11.6	11.0	12.2	11.4	12.1
Israel	436	710.6	641.7	489.4	961.0	1,636.8	301.6	64.2	170.4	130.1	185.2	97.5	86.3
Japan	158	2,669.4	2,235.9	2,338.9	4,238.7	3,128.8	2,840.5	709.2	1,031.8	1,860.4	1,451.9	671.4	728.3
Korea, Republic of	542	457.0	425.5	615.0	571.5	983.8	716.5	195.7	272.8	294.9	350.5	453.3	555.9
New Zealand	196	88.2	117.4	121.2	101.2	120.3	94.8	34.8	45.0	42.3	39.7	34.8	43.6
Norway	142	382.3	454.4	423.5	331.0	280.3	444.6	1,237.9	1,451.8	1,248.2	1,342.3	1,239.4	1,227.3
San Marino	135	0.1	0.1	0.0	0.1	0.1	0.2	0.0	0.1	0.1	0.0	0.0	0.1
Singapore	576	657.4	742.3	741.4	671.3	694.0	770.9	454.7	809.9	691.1	689.2	627.9	529.8
Sweden	144	1,415.5	1,209.6	1,188.5	1,095.5	863.9	841.4	426.5	402.5	588.6	424.0	405.9	524.5
Switzerland	146	6,509.0	6,807.0	7,005.6	6,784.5	6,992.4	7,017.4	1,134.2	1,088.3	1,681.2	1,559.4	1,671.7	553.1
Taiwan Prov.of China	528	165.2	171.5	192.6	186.2	238.0	302.6	275.6	234.1	278.2	365.1	334.9	279.7
United Kingdom	112	19,317.4	18,649.6	18,081.7	17,002.0	16,423.8	18,345.6	24,386.0	25,927.7	27,389.3	24,254.8	22,682.3	25,293.9
United States	111	23,283.0	24,484.4	26,926.5	29,587.9	35,151.9	37,190.5	11,670.4	10,784.8	11,679.8	11,365.9	14,524.9	17,271.8
Emerg. & Dev. Economies	200	11,926.3	12,608.5	14,283.3	13,440.2	14,124.2	15,861.7	9,293.6	7,972.4	8,884.0	8,185.1	8,064.7	8,907.3
Emerg. & Dev. Asia	505	3,207.2	3,269.3	3,494.2	3,393.9	4,815.8	6,179.8	3,635.6	3,886.9	4,303.3	4,470.7	4,581.9	5,336.2
American Samoa	859	0.0	0.0	0.1	0.0
Bangladesh	513	8.5	7.5	14.7	10.3	9.5	32.3	112.7	90.2	101.1	113.0	127.5	115.3
Brunei Darussalam	516	2.1	1.5	2.7	2.3	3.3	1.8	0.0	0.0	0.0	0.1	0.0	0.0
Cambodia	522	4.1	5.7	3.7	4.1	6.0	1.5	19.8	14.7	19.3	36.9	43.2	44.6
China,P.R.: Mainland	924	2,004.4	1,868.8	2,015.4	1,827.2	3,399.7	4,880.7	2,424.4	2,669.9	2,900.1	2,981.9	3,080.1	3,361.0
Fiji	819	3.7	2.5	0.6	0.9	0.7	0.1	0.0	0.0	0.0	0.1	0.0	0.0
F.T. French Polynesia	887	1.3	0.7	1.0	1.4	1.1	1.1	0.1	0.0	0.0	0.0
F.T. New Caledonia	839	4.7	5.0	4.7	4.1	3.3	3.7	0.0	0.9	1.3	0.3	0.5	1.6
Guam	829	12.9	0.4	1.3	0.6	0.7	0.6	0.0	0.0	0.0	0.0	0.0	0.0
India	534	368.2	584.7	532.6	671.1	325.5	397.9	392.4	426.0	502.3	474.2	520.0	695.2
Indonesia	536	83.0	100.0	68.7	72.3	76.8	72.7	85.8	76.5	96.2	90.5	74.5	104.8
Kiribati	826	0.0	0.0	0.0	0.1	0.1
Lao People's Dem.Rep	544	1.0	3.9	1.0	6.0	4.1	4.7	1.9	1.3	2.1	1.9	0.9	1.0
Malaysia	548	305.2	261.8	286.6	266.9	235.9	265.4	221.2	202.4	223.2	217.5	225.4	415.9
Maldives	556	0.6	0.5	0.7	0.2	1.7	0.4	3.3	6.0	7.7	4.9	5.9	8.4
Marshall Islands	867	0.0	0.0	0.0	0.5	0.0	0.1	0.0
Mongolia	948	3.3	3.4	3.5	3.8	8.4	2.1	0.0	0.0	0.0	0.0	0.0	0.0

Ireland (178)

In Millions of U.S. Dollars

		Exports (FOB)						Imports (CIF)					
		2012	2013	2014	2015	2016	2017	2012	2013	2014	2015	2016	2017
Myanmar	518	0.9	1.9	2.0	4.6	7.1	9.6	0.0	0.6	1.2	3.3	7.4	8.4
Nauru	836	0.0	0.0	0.1	0.1	0.0
Nepal	558	0.4	0.4	0.5	0.7	0.6	1.1	0.3	0.4	0.3	0.3	0.3	0.5
Papua New Guinea	853	1.9	0.4	0.9	1.6	1.7	1.2	0.3	0.9	0.4	1.3	0.3	0.3
Philippines	566	105.9	106.3	130.7	128.4	148.3	195.9	33.0	42.1	45.8	59.8	102.0	169.3
Samoa	862	0.8	0.0	0.0	0.0	0.0	0.0	0.0	0.0
Solomon Islands	813	0.1	0.2	0.0	0.0	0.0
Sri Lanka	524	5.3	4.3	8.1	7.3	6.1	7.6	17.9	36.5	47.3	32.9	29.6	31.8
Thailand	578	176.5	182.2	221.8	242.7	227.9	184.7	250.1	253.0	277.6	377.1	270.3	291.2
Tonga	866	0.3	0.0	0.0	0.0	0.0	0.2	0.0	0.0
Vanuatu	846	0.0	0.0	0.0	0.8	0.0	0.1	0.0	0.0	0.1	0.1
Vietnam	582	97.6	125.3	129.2	130.6	336.7	109.7	72.2	63.0	77.0	73.8	93.6	86.2
Asia n.s.	598	14.4	1.8	63.7	6.6	9.9	4.5	0.3	2.5	0.3	0.4	0.1	0.3
Europe	170	3,432.0	3,914.8	4,276.9	3,562.8	3,506.0	3,756.8	1,099.1	1,226.2	1,511.8	1,438.7	1,544.4	1,656.1
Emerg. & Dev. Europe	903	2,518.0	2,871.7	3,144.8	3,002.6	2,964.4	3,041.3	982.9	969.4	1,157.9	1,157.4	1,215.9	1,265.6
Albania	914	6.4	8.0	8.3	7.7	6.7	8.9	0.0	0.2	0.1	0.0	0.2	0.3
Bosnia and Herzegovina	963	19.2	17.3	16.3	12.3	13.1	14.9	0.4	0.1	0.3	0.1	0.2	0.1
Bulgaria	918	79.8	93.2	91.5	107.3	88.2	95.4	9.3	22.1	32.8	60.9	21.3	12.8
Croatia	960	40.3	38.5	36.3	42.3	42.2	1.8	4.7	10.2	21.6	11.6
Faroe Islands	816	0.5	0.3	0.3	0.7	0.2	0.5	0.1	0.2	0.0	0.2	0.3
Gibraltar	823	4.0	2.6	2.2	1.4	2.6	1.6	0.0	0.1	0.0	0.0	0.0	0.2
Hungary	944	337.4	343.8	320.4	353.3	328.4	327.3	154.4	120.5	148.2	100.1	152.8	174.4
Kosovo	967	0.5	0.1	0.3	0.8	0.4	0.3	0.0	0.0	0.1	0.0	0.1	0.2
Macedonia, FYR	962	10.7	11.5	9.8	9.3	9.5	11.1	0.2	0.5	0.2	0.3	0.2	1.2
Montenegro	943	0.1	0.2	0.0	0.1	0.1	6.9	0.0	0.0	0.0	0.0	0.0
Poland	964	855.3	1,073.0	1,270.0	1,317.1	1,519.0	1,507.9	432.1	452.9	500.4	490.8	526.0	568.4
Romania	968	450.4	495.6	476.8	383.8	308.5	353.9	103.3	93.0	65.8	71.4	87.5	59.9
Serbia, Republic of	942	69.0	68.0	67.6	62.6	69.0	73.7	0.2	3.7	5.6	4.5	4.1	6.2
Turkey	186	684.7	717.9	842.8	710.1	576.6	596.8	283.0	274.4	399.6	418.9	401.6	430.3
CIS	901	913.7	1,042.7	1,131.6	560.0	541.1	715.2	116.1	256.8	353.9	281.3	328.5	390.5
Armenia	911	1.5	1.5	2.1	1.6	0.7	2.3	0.0	0.0	0.0	0.0	0.0	0.0
Azerbaijan, Rep. of	912	7.8	8.5	12.1	8.4	3.6	6.2	0.0	0.3	0.6	30.5	71.2	0.0
Belarus	913	5.9	13.1	8.5	5.8	3.7	4.1	1.8	2.5	14.1	25.7	7.0	8.1
Georgia	915	8.6	8.3	7.7	6.7	6.4	4.7	0.1	0.4	0.1	0.0	0.0	0.3
Kazakhstan	916	48.0	63.9	68.1	74.8	51.9	37.9	0.2	1.2	1.8	0.4	0.1	0.8
Kyrgyz Republic	917	0.0	0.0	0.1	0.5	0.4	0.3	0.0	0.0	0.0	0.0	0.0	0.0
Moldova	921	3.7	4.3	4.4	3.3	1.7	2.4	0.0	0.1	0.1	0.1	0.2	0.2
Russian Federation	922	771.1	838.6	962.0	406.0	405.2	560.8	103.0	186.7	287.4	165.0	201.0	337.5
Tajikistan	923	0.0	0.0	2.1	0.0	0.5	0.0	0.0	0.0	0.0
Turkmenistan	925	1.3	1.6	2.6	1.7	5.1	28.7	0.1	0.3	2.8	7.1	1.1	0.5
Ukraine	926	63.9	98.4	53.1	39.2	43.7	50.0	10.9	65.2	46.8	52.5	47.8	42.8
Uzbekistan	927	1.9	4.3	11.0	9.9	18.8	17.4	0.0	0.0	0.1	0.1	0.1	0.2
Europe n.s.	884	0.3	0.5	0.5	0.2	0.5	0.3	0.0	0.0	0.1	0.0	0.0	0.0
Mid East, N Africa, Pak	440	2,352.0	2,345.8	2,689.3	2,960.6	2,637.5	2,511.5	1,243.0	649.1	917.7	343.0	387.5	408.3
Afghanistan, I.R. of	512	10.4	9.7	5.4	4.2	11.6	9.2	0.0	0.1	0.0	0.0	0.2	0.5
Algeria	612	61.8	62.6	77.5	84.8	81.7	113.5	853.3	207.9	272.1	42.7	6.9	68.1
Bahrain, Kingdom of	419	46.4	45.9	43.2	42.4	37.7	41.5	0.2	0.2	0.5	0.7	1.9	1.3
Djibouti	611	0.1	0.1	0.7	0.1	0.1	0.8	0.0	0.1	0.0
Egypt	469	174.4	183.5	221.2	338.3	243.9	180.0	25.5	23.3	25.8	35.4	27.0	45.7
Iran, I.R. of	429	65.0	75.4	60.2	84.8	77.0	164.3	0.8	0.7	1.5	0.5	0.4	2.1
Iraq	433	71.7	75.4	84.3	82.9	92.3	98.6	0.0	0.1	2.3	0.0	0.0	0.0
Jordan	439	66.1	76.9	87.1	81.1	86.9	72.8	1.2	0.9	7.6	2.5	2.7	3.1
Kuwait	443	125.7	73.5	121.1	130.0	131.5	95.7	0.4	0.9	0.4	74.8	2.1	0.2
Lebanon	446	76.1	93.2	83.2	78.5	100.6	91.4	5.2	7.6	1.0	0.8	1.2	1.3
Libya	672	40.3	77.5	64.8	57.2	66.7	15.1	218.8	215.6	473.6	0.0	0.9	0.1
Mauritania	682	2.1	0.9	2.1	0.8	1.1	3.9	0.2	0.0	0.0	0.0	0.1	0.0
Morocco	686	87.5	79.5	87.2	84.0	91.4	118.2	13.4	19.5	17.2	10.6	18.5	11.1
Oman	449	59.7	74.4	67.5	72.9	83.2	74.0	7.9	7.6	9.0	6.8	6.9	5.8
Pakistan	564	33.5	37.7	62.5	90.4	65.2	48.8	52.9	56.3	54.5	50.8	58.6	64.8
Qatar	453	75.4	74.0	90.2	81.1	84.4	80.1	2.2	1.6	2.6	5.3	186.1	153.2

Ireland (178)

In Millions of U.S. Dollars

		Exports (FOB)						Imports (CIF)					
		2012	2013	2014	2015	2016	2017	2012	2013	2014	2015	2016	2017
Saudi Arabia	456	800.4	850.9	991.0	1,105.8	899.6	790.1	5.3	70.5	14.7	27.4	21.7	7.7
Somalia	726	0.8	0.8	1.1	3.1	0.9	3.4	0.0	0.0	0.0	0.0	0.0	0.0
Sudan	732	17.3	25.8	16.0	12.1	16.9	15.7	1.8	1.7	3.0	0.1	2.6	0.0
Syrian Arab Republic	463	23.2	7.8	13.6	7.6	7.1	9.9	0.4	0.0	0.0	0.0	0.0	0.0
Tunisia	744	19.4	25.5	22.6	21.6	17.2	16.5	8.2	10.8	6.1	2.9	9.7	13.1
United Arab Emirates	466	479.3	381.5	468.6	485.2	424.2	448.4	45.2	23.5	25.7	81.5	39.9	30.0
West Bank and Gaza	487	0.4	0.3	6.6	7.7	10.3	8.6	0.0	0.1	0.0	0.0	0.0
Yemen, Republic of	474	15.1	13.1	11.5	4.1	5.9	10.9	0.1	0.0	0.1	0.1	0.0	0.1
Sub-Saharan Africa	603	1,248.8	1,319.2	1,345.8	1,141.6	932.5	1,132.9	1,261.1	690.3	566.9	532.8	361.3	474.1
Angola	614	22.0	29.9	22.3	12.4	9.4	13.0	0.0	164.8	0.0	0.1	0.0	0.1
Benin	638	11.8	10.1	4.6	7.4	6.1	5.2	0.0	0.0	0.0	0.0	0.0	0.0
Botswana	616	3.8	4.6	2.4	0.4	0.5	1.3	0.0	0.0	0.0	0.0	0.1	0.4
Burkina Faso	748	5.3	13.4	14.5	9.3	8.1	12.6	0.0	0.8	0.0	0.0	0.0	0.0
Burundi	618	0.1	0.1	0.1	0.1	0.1	0.0	0.0	0.0
Cabo Verde	624	0.0	0.0	0.2	0.3	0.2	0.7	0.0	0.0	0.0	0.0	0.0
Cameroon	622	40.1	41.6	54.5	42.1	20.8	32.7	8.2	5.7	11.4	12.6	12.5	15.0
Central African Rep.	626	0.5	0.8	0.2	0.3	0.1	0.1	0.0	0.0	0.0	0.0
Chad	628	1.4	2.1	1.4	1.6	2.0	1.7	0.1	0.0	0.3	0.0	0.2	0.1
Comoros	632	0.0	0.0	0.3	0.1	0.2	0.1	0.0	0.1	0.0	0.0	0.0	0.0
Congo, Dem. Rep. of	636	39.9	31.6	22.4	16.3	14.6	24.3	0.6	0.1	0.6	0.2	0.1	0.7
Congo, Republic of	634	40.5	33.1	17.6	75.8	8.5	14.0	0.3	0.1	0.2	0.6	1.2	0.5
Côte d'Ivoire	662	10.7	9.7	11.4	11.3	19.0	26.3	1.4	0.6	56.1	115.6	59.3	0.6
Equatorial Guinea	642	0.7	1.1	1.1	0.7	0.5	0.3	0.0	0.0	0.0	0.0	0.0	0.1
Eritrea	643	0.0	0.1	0.0	0.0	0.0	0.0	0.0	0.0	0.0	0.0
Eswatini, Kingdom of	734	3.5	0.5	0.9	0.9	11.0	16.4	1.2	0.8	0.4	0.5	1.2	5.9
Estonia	939	28.3	29.5	24.3	28.5	46.8	24.8	13.0	12.3	12.8	19.9	8.6	12.4
Ethiopia	644	18.9	26.5	24.4	31.9	34.3	37.9	0.2	0.4	0.8	0.8	1.4	4.3
Gabon	646	6.3	7.1	6.6	6.9	3.6	4.3	0.1	0.0	0.0	0.0	0.2	0.7
Gambia, The	648	1.1	2.7	4.9	1.5	1.7	4.0	0.0	0.0	0.0	0.0	0.0	0.0
Ghana	652	70.3	77.6	48.7	44.0	45.3	62.7	14.3	9.6	2.3	2.3	2.4	6.7
Guinea	656	3.5	2.1	1.2	1.5	2.6	4.0	128.4	129.0	141.1	162.6	152.5	146.4
Guinea-Bissau	654	0.0	0.0	0.1	0.0
Kenya	664	28.5	29.3	36.9	69.1	27.5	37.3	17.3	18.1	18.2	41.7	15.6	18.8
Lesotho	666	0.1	0.4	0.1	0.1	0.1	0.5	0.0	0.0	0.0	0.0	0.0
Liberia	668	2.7	3.1	3.0	4.5	4.2	4.1	0.3	0.2	0.0	0.0	0.0	0.0
Madagascar	674	0.8	0.4	1.8	0.4	0.3	0.9	0.1	0.5	0.2	0.2	0.1	0.0
Malawi	676	4.4	5.4	4.5	4.6	5.2	7.5	0.0	0.0	0.1	0.1	0.1	0.3
Mali	678	20.5	26.1	36.4	26.1	27.5	40.1	0.0	0.0	0.0	0.0	1.2	0.1
Mauritius	684	5.8	6.3	6.6	6.0	6.5	6.9	5.4	6.1	3.1	6.2	4.9	3.0
Mozambique	688	4.6	3.5	5.4	5.2	3.7	4.7	0.0	0.2	0.2	0.0	0.0	0.0
Namibia	728	3.4	3.5	2.2	1.8	3.1	2.3	0.0	0.0	0.1	0.0	0.1	0.1
Niger	692	0.3	0.5	1.2	0.3	3.0	11.2	0.0	0.0	0.1	0.0	0.0	0.0
Nigeria	694	391.5	429.1	452.8	340.7	279.8	314.2	948.8	250.5	224.7	33.3	18.8	166.0
Rwanda	714	0.4	2.1	0.7	0.3	2.2	5.3	0.1	0.3	0.0	0.0	0.0	0.0
São Tomé & Príncipe	716	0.0	0.0	0.2	0.0	0.0	0.0
Senegal	722	65.6	76.1	70.5	48.1	57.3	63.6	3.2	0.6	1.9	1.0	2.8	0.5
Seychelles	718	2.0	2.2	1.9	2.0	2.1	1.5	0.0	0.6	0.0	0.0	0.0	0.0
Sierra Leone	724	2.8	2.3	2.7	1.4	1.9	1.6	1.0	0.2	0.0	0.0	0.0	0.0
South Africa	199	362.3	341.2	364.8	296.6	250.1	273.9	128.2	99.5	104.2	92.2	84.4	102.0
South Sudan, Rep. of	733	0.2	0.2	0.2	0.2	0.0	0.0
Tanzania	738	18.3	19.0	21.2	19.1	20.8	28.0	0.4	0.9	0.2	61.6	1.3	0.8
Togo	742	15.7	23.0	44.6	17.9	16.0	16.6	0.0	0.0	0.1	0.0	0.1	0.0
Uganda	746	14.1	18.3	22.2	17.1	15.2	29.3	0.1	0.2	0.2	0.2	0.3	0.1
Zambia	754	20.8	29.6	22.5	13.2	15.6	19.2	0.8	0.0	0.0	0.0	0.0	0.0
Zimbabwe	698	3.8	2.9	3.3	2.4	1.5	2.3	0.4	0.4	0.3	0.9	0.4	0.6
Africa n.s.	799	0.2	0.3	0.1	0.0	0.0	0.1	0.0	0.0	0.0
Western Hemisphere	205	1,686.3	1,759.4	2,477.0	2,381.3	2,232.3	2,280.7	2,054.8	1,520.0	1,584.3	1,399.9	1,189.5	1,032.6
Antigua and Barbuda	311	0.0	0.0	0.1	0.2	1.0	0.3	0.0	0.0	0.0	14.8	0.0	0.0
Argentina	213	104.2	101.0	98.8	119.9	99.7	97.3	265.6	243.4	243.9	210.7	244.0	242.5
Aruba	314	0.1	0.0	0.1	0.0	0.2	0.4	0.0	0.1	0.0	0.0	0.0

Ireland (178)

In Millions of U.S. Dollars

		Exports (FOB)						Imports (CIF)					
		2012	2013	2014	2015	2016	2017	2012	2013	2014	2015	2016	2017
Bahamas, The	313	3.5	2.8	3.2	3.4	3.0	3.2	0.2	4.2	4.3	13.5	11.5	4.3
Barbados	316	1.8	1.0	2.2	8.4	1.1	1.4	0.0	0.0	0.0	0.0	0.1	0.1
Belize	339	0.7	0.1	0.2	0.1	0.1	0.3	14.8	16.6	15.7	17.0	13.5	15.6
Bermuda	319	1.0	2.5	0.9	0.9	0.8	2.2	0.0	0.0	1.5	0.8	0.1	0.1
Bolivia	218	1.9	2.9	3.4	1.7	2.6	2.4	0.5	0.9	1.3	2.9	2.9	0.8
Brazil	223	329.4	347.2	340.2	269.1	252.9	205.4	1,345.0	617.8	678.3	485.5	331.6	219.8
Chile	228	79.4	80.5	106.9	111.4	94.6	82.5	55.7	59.4	65.8	58.8	58.5	56.6
Colombia	233	43.3	41.6	58.9	72.0	67.8	71.0	4.6	119.8	88.4	116.0	73.6	117.5
Costa Rica	238	17.9	25.5	32.0	39.7	49.7	53.0	27.1	50.9	67.2	74.9	87.3	84.3
Curacao	354	0.1	0.2	0.0	0.3	0.3	0.1	0.0	0.0	0.0
Dominica	321	0.1	0.1	0.2	0.4	0.1	0.4	0.0	0.0	0.0	0.0	0.0	0.0
Dominican Republic	243	17.0	14.6	14.4	10.9	14.0	13.1	3.6	1.2	2.1	4.3	2.6	3.9
Ecuador	248	18.2	15.2	16.1	8.2	10.6	7.3	1.3	3.1	2.6	4.2	6.3	4.2
El Salvador	253	7.6	10.9	9.4	9.8	6.3	6.3	0.0	2.7	2.0	0.2	1.8	3.6
Falkland Islands	323	0.0	0.1	0.0	0.1	0.0	0.0	0.0	1.3
Greenland	326	0.0	0.3	0.0	0.0	0.0	0.0	0.0	0.0	0.0	0.0
Grenada	328	0.2	0.7	0.3	0.1	0.2	0.3	0.0	0.0	0.0	0.0	0.0	0.0
Guatemala	258	8.6	11.4	10.9	29.7	17.0	14.9	0.6	0.6	1.0	8.2	3.3	6.0
Guyana	336	1.5	2.0	1.6	1.9	2.3	2.5	0.0	0.0	1.9	5.7	11.6	4.0
Haiti	263	0.9	2.4	2.3	1.2	2.6	2.1	0.1	0.2	0.2	0.0	0.0	0.0
Honduras	268	4.2	2.9	2.8	3.2	1.6	1.0	4.7	1.9	3.2	5.0	4.7	5.9
Jamaica	343	6.2	3.3	4.0	3.2	3.6	23.9	0.0	0.0	0.0	0.0	0.0	0.0
Mexico	273	873.1	917.8	1,615.7	1,546.9	1,503.5	1,605.9	309.6	377.9	371.9	342.3	307.1	224.3
Montserrat	351	0.0	0.0	0.0	0.0	0.0	0.1	0.0	0.0	0.1
Netherlands Antilles	353	1.2	0.0
Nicaragua	278	3.9	1.7	3.2	1.4	0.7	1.4	1.2	2.1	4.2	3.7	2.4	5.5
Panama	283	18.5	17.7	17.6	26.5	18.8	13.8	0.2	0.1	0.2	0.6	1.6	0.7
Paraguay	288	0.8	2.2	0.7	0.8	1.1	0.7	0.1	0.0	0.3	8.2	4.1	3.6
Peru	293	36.3	39.1	42.7	42.4	32.2	29.4	11.4	11.4	12.6	10.9	11.4	17.4
Sint Maarten	352	0.4	0.4	0.8	0.5	0.5	0.0	0.0	0.0
St. Kitts and Nevis	361	0.1	0.1	0.1	0.2	0.2	0.2	0.0	0.0	0.0	0.0	0.0	0.0
St. Lucia	362	0.2	0.2	0.1	0.0	0.2	0.1	0.2	0.2	0.0	0.0	0.0	0.0
St. Vincent & Grens.	364	0.6	0.3	0.3	0.1	0.5	0.2	0.0	0.0	0.0	0.0	0.0
Suriname	366	1.0	0.2	0.2	0.1	0.3	1.6	0.0	0.0	0.0	0.0	0.0	0.1
Trinidad and Tobago	369	20.0	19.3	26.3	21.3	19.4	17.9	0.5	0.4	8.4	5.2	5.1	6.0
Uruguay	298	15.9	20.7	17.4	21.1	18.9	16.2	5.9	4.6	3.3	5.7	4.1	3.9
Venezuela, Rep. Bol.	299	66.7	69.2	36.8	23.8	3.5	0.7	1.8	0.1	3.4	0.5	0.2	0.2
Western Hem. n.s.	399	0.3	1.2	6.0	0.6	0.4	0.6	0.1	0.0	0.1	0.2	0.0	0.3
Other Countries n.i.e	910	1.1	1.4	1.3	6.7	9.7	1.7	0.2	0.3	0.3	0.3	0.5	0.6
Cuba	928	1.1	1.4	1.3	6.7	9.7	1.7	0.2	0.3	0.3	0.3	0.5	0.6
Special Categories	899	470.8	561.7	651.7	464.4	190.4	257.2	0.0	0.0	36.4
Countries & Areas n.s.	898	134.7	59.8	166.2	74.3	913.4	1,169.8	175.5	188.3	456.4	638.6	556.4	599.6
Memorandum Items													
Africa	605	1,437.7	1,514.4	1,552.9	1,347.8	1,141.6	1,404.8	2,138.0	930.2	865.3	589.1	399.4	566.4
Middle East	405	2,119.2	2,103.2	2,414.1	2,659.5	2,351.4	2,181.4	313.2	352.7	564.8	235.8	290.7	250.6
European Union	998	70,208.1	66,797.8	66,455.4	65,355.4	65,214.8	69,333.4	45,351.5	49,452.8	54,850.6	50,845.9	52,803.2	57,624.9
Export earnings: fuel	080	3,283.6	3,368.8	3,771.2	3,289.7	2,861.1	3,014.6	2,195.4	1,256.9	1,424.4	605.7	648.8	903.7
Export earnings: nonfuel	092	115,379.2	113,362.8	117,286.2	120,071.8	128,003.0	134,006.0	68,215.5	72,188.9	80,591.4	76,370.9	80,419.4	87,612.3

Israel (436)

In Millions of U.S. Dollars

		Exports (FOB)						Imports (CIF)					
		2012	2013	2014	2015	2016	2017	2012	2013	2014	2015	2016	2017
IFS World		53,972.1	56,870.9	57,667.4	53,534.0	60,401.0	61,126.4	72,270.4	71,102.0	71,479.6	61,337.3	65,804.5	69,150.9
World	001	63,190.6	66,583.9	68,955.9	66,040.0	60,164.6	60,016.7	73,121.3	71,901.3	72,280.5	62,003.9	66,616.0	69,090.7
Advanced Economies	110	44,554.7	46,460.9	48,362.2	46,234.6	42,397.3	44,420.9	44,921.1	42,714.6	44,207.9	40,731.7	47,315.6	49,276.6
Euro Area	163	12,486.4	13,500.8	13,754.1	13,263.9	10,970.2	11,959.4	20,305.8	19,775.1	19,598.5	18,282.7	21,242.3	21,448.4
Austria	122	127.1	95.7	92.6	72.8	67.5	61.8	310.3	335.2	412.9	407.3	408.5	532.3
Belgium	124	2,930.9	3,116.2	3,294.8	2,481.1	2,507.3	2,683.9	3,544.4	3,822.9	3,818.0	3,274.7	3,914.0	4,097.3
Cyprus	423	911.5	1,125.9	948.3	437.8	311.1	413.6	964.6	463.1	391.9	349.1	319.3	367.6
Estonia	939	16.2	17.6	16.6	11.5	9.6	9.1	11.2	15.0	15.3	13.8	17.0	19.2
Finland	172	145.5	121.6	122.8	85.7	85.6	63.0	270.8	284.6	284.6	273.4	260.1	261.6
France	132	1,463.0	1,569.4	1,678.5	1,684.5	1,454.0	1,756.2	1,647.5	1,543.5	1,560.5	1,604.9	1,690.6	1,754.6
Germany	134	1,658.7	1,778.9	1,735.4	1,434.6	1,519.5	1,672.5	4,621.1	4,667.4	4,651.7	3,809.7	4,069.4	4,719.8
Greece	174	195.0	251.6	447.6	388.5	348.6	536.4	196.5	201.2	228.9	223.5	267.3	322.2
Ireland	178	62.6	153.6	99.0	99.8	83.4	65.3	1,005.6	934.8	837.2	1,300.2	2,066.5	869.1
Italy	136	1,170.0	1,177.9	1,140.1	877.0	958.2	943.8	2,779.0	2,692.3	2,783.7	2,490.4	2,693.7	2,777.6
Latvia	941	54.4	58.6	49.1	39.3	25.4	27.8	165.8	31.5	33.5	37.3	42.0	50.1
Lithuania	946	45.5	42.4	50.9	31.1	32.0	38.1	34.9	26.3	23.0	32.8	38.6	44.2
Luxembourg	137	15.0	19.8	21.5	21.9	19.4	17.3	180.6	241.8	223.7	195.0	152.5	178.3
Malta	181	77.0	340.0	188.1	135.8	138.4	132.3	296.3	17.2	26.8	20.9	23.7	34.3
Netherlands	138	2,251.3	2,092.2	2,488.6	2,144.7	2,139.5	2,259.7	2,746.2	2,719.1	2,418.4	2,421.7	2,700.7	2,925.1
Portugal	182	145.0	121.6	160.1	112.6	107.0	112.0	128.6	120.4	105.7	113.1	152.9	210.6
Slovak Republic	936	21.9	16.9	20.1	27.3	15.7	17.4	73.3	111.0	206.9	262.3	153.1	245.3
Slovenia	961	147.2	140.8	146.9	265.6	251.9	320.1	127.6	167.0	156.9	107.1	695.1	322.7
Spain	184	1,048.6	1,260.1	1,053.1	784.4	896.1	829.1	1,201.5	1,380.8	1,418.9	1,345.5	1,577.4	1,716.5
Australia	193	603.8	579.0	584.4	517.2	510.4	543.5	131.8	108.3	124.7	158.3	184.9	147.6
Canada	156	766.6	638.9	636.8	552.8	594.6	649.6	398.7	408.2	372.6	262.7	283.2	298.2
China,P.R.: Hong Kong	532	4,878.8	5,375.8	6,123.2	5,309.6	4,435.6	4,197.4	1,563.7	1,667.6	2,138.4	2,049.4	1,977.4	1,911.8
China,P.R.: Macao	546	0.6	0.3	0.3	0.7	0.6	0.3	2.4	4.1	9.2	13.1	18.7	22.1
Czech Republic	935	172.1	149.6	167.0	123.5	130.8	143.7	515.6	534.3	606.7	469.4	612.3	572.5
Denmark	128	87.2	90.5	93.5	74.8	76.7	91.1	233.6	280.2	253.2	243.5	251.3	282.0
Iceland	176	5.7	2.5	3.9	11.9	2.4	3.3	3.5	4.9	27.9	3.3	2.5	12.9
Japan	158	832.9	726.8	785.7	766.9	759.0	867.9	1,723.5	1,118.3	1,293.6	1,161.4	2,354.2	2,081.3
Korea, Republic of	542	703.2	617.2	624.6	577.3	580.1	885.7	1,662.7	1,460.2	1,356.6	1,138.1	1,313.2	1,144.7
New Zealand	196	124.0	59.8	63.3	56.9	52.7	74.7	9.2	13.9	10.5	16.8	12.3	13.2
Norway	142	83.4	72.1	74.0	64.5	55.5	47.5	111.0	129.6	148.4	145.5	177.2	205.8
San Marino	135	0.1	0.0
Singapore	576	629.1	825.5	728.8	573.5	450.0	463.9	776.4	789.8	867.7	780.2	1,519.2	1,533.0
Sweden	144	155.1	164.8	182.9	145.9	145.3	161.0	652.4	635.8	521.1	451.5	495.3	806.0
Switzerland	146	1,133.9	1,382.7	1,427.1	1,495.7	1,466.2	1,455.6	4,055.1	4,397.2	5,189.4	4,425.4	4,288.1	5,528.0
Taiwan Prov.of China	528	705.0	742.5	561.1	565.1	660.7	702.2	781.4	814.0	796.7	778.4	816.0	877.5
United Kingdom	112	3,589.7	3,895.7	3,987.3	4,008.0	3,908.9	4,895.2	2,596.1	2,420.4	2,333.1	2,272.1	3,669.8	4,301.5
United States	111	17,597.2	17,636.4	18,564.2	18,126.4	17,597.5	17,278.9	9,398.2	8,152.7	8,559.6	8,079.9	8,097.7	8,090.1
Emerg. & Dev. Economies	200	16,101.8	17,617.9	17,374.9	16,125.2	14,213.0	12,023.4	13,929.8	14,855.3	15,835.5	14,627.8	16,183.5	16,847.0
Emerg. & Dev. Asia	505	7,647.4	8,112.8	8,060.0	9,582.4	8,299.3	6,110.7	8,387.9	8,926.7	9,584.9	8,913.0	9,807.8	9,920.2
Bangladesh	513	0.3	0.3	0.3	0.3	0.8	0.2	17.9	29.6	33.1	32.1	42.7	24.1
Bhutan	514	0.6
Cambodia	522	1.7	0.7	1.5	0.3	0.5	0.8	1.5	2.5	2.0	1.6	0.8	3.1
China,P.R.: Mainland	924	2,741.6	2,863.4	2,787.0	3,245.4	3,327.6	3,257.2	5,321.9	5,610.3	5,993.8	5,767.6	5,896.1	6,527.7
Fiji	819	2.8	2.6	2.6	2.2	2.5	1.6	0.0
F.T. French Polynesia	887	0.1	0.0
F.T. New Caledonia	839	0.2
Guam	829	0.2
India	534	2,508.9	2,271.5	2,285.1	2,263.4	2,399.4	1,926.2	1,935.9	2,121.5	2,240.0	1,880.6	1,768.9	1,851.6
Indonesia	536	19.5	24.5	26.4	95.1	120.8	102.9	110.6	91.4	68.3	51.9	43.1	47.8
Lao People's Dem.Rep	544	0.5	0.0
Malaysia	548	764.1	1,456.9	1,374.6	1,419.1	583.2	6.1	73.5	72.4	51.5	15.2	14.0	14.4
Maldives	556	0.4	0.0
Mongolia	948	0.5	0.0
Myanmar	518	2.5	2.0	12.6	18.9	23.9	57.8	0.1	0.3	1.5	1.4	1.3	1.5
Nepal	558	6.1	6.6	3.7	1.2	4.2	6.1	0.4	0.2	0.1	0.3	0.1
Papua New Guinea	853	3.1	6.0	3.1	3.1	1.6	3.7	0.2

Israel (436)

In Millions of U.S. Dollars

		Exports (FOB)						Imports (CIF)					
		2012	2013	2014	2015	2016	2017	2012	2013	2014	2015	2016	2017
Philippines	566	98.6	98.8	92.3	125.6	110.3	140.6	104.7	92.3	83.8	60.3	74.6	88.7
Samoa	862	0.9
Sri Lanka	524	65.1	84.9	101.2	80.7	78.1	60.0	61.7	86.0	116.0	110.8	81.7	68.2
Thailand	578	612.9	543.1	465.8	429.7	409.4	387.7	528.3	506.6	594.6	555.0	621.1	623.4
Tonga	866	0.1
Vietnam	582	752.4	704.8	668.1	1,814.7	1,199.9	103.2	208.2	293.8	379.6	408.6	442.4	598.8
Asia n.s.	598	67.8	46.7	235.7	82.7	34.4	56.6	23.2	19.8	20.7	27.8	820.0	70.8
Europe	170	4,116.4	5,163.5	5,324.6	3,493.6	3,117.7	3,189.7	4,078.1	4,324.7	4,630.7	4,181.2	4,792.4	5,340.6
Emerg. & Dev. Europe	903	2,326.8	3,247.3	3,463.6	2,307.8	1,911.1	1,967.1	2,939.4	3,115.4	3,496.1	3,295.7	3,714.9	3,946.3
Albania	914	5.5	0.2
Bosnia and Herzegovina	963	2.2	1.7	1.3	1.0	1.6	2.3	1.5	2.3	1.7	1.6	1.3	2.4
Bulgaria	918	74.2	53.6	128.1	88.4	38.7	46.6	56.2	61.7	61.6	82.0	90.9	97.5
Croatia	960	29.0	20.4	21.0	18.8	25.9	16.8	8.5	22.1	30.7	35.7	18.4	26.3
Gibraltar	823	172.0	165.3	17.9	0.7	22.5	17.5	36.7	0.5	0.1	0.3
Hungary	944	188.6	160.4	168.7	122.7	120.7	138.6	390.0	272.4	304.1	283.5	372.6	271.6
Macedonia, FYR	962	10.9	8.5	4.7	4.3	12.0	4.7	2.1	1.9	2.4	3.4	3.7	4.7
Montenegro	943	2.4	0.5
Poland	964	249.9	222.9	245.8	230.8	229.0	238.3	200.2	237.6	244.1	268.5	381.0	434.6
Romania	968	174.1	111.7	120.0	127.9	116.8	126.6	161.9	163.8	167.8	175.2	230.4	213.7
Serbia, Republic of	942	0.3	0.1	38.4	14.4
Turkey	186	1,425.6	2,502.7	2,756.1	1,713.2	1,297.6	1,375.7	2,082.3	2,353.6	2,683.2	2,445.8	2,601.5	2,895.2
CIS	901	1,765.4	1,887.1	1,830.4	1,143.4	1,155.0	1,176.7	1,083.3	1,191.4	1,117.1	869.0	1,077.4	1,373.2
Armenia	911	5.0	4.1	4.9	3.1	2.8	4.2	2.5	2.7	3.2	3.9	2.4	2.0
Azerbaijan, Rep. of	912	139.3	138.3	200.7	129.4	259.9	189.3	1.2	0.3	1.2	2.2	5.9	4.2
Belarus	913	45.7	43.5	34.3	20.2	16.5	27.4	7.9	11.5	20.0	16.4	10.6	4.5
Georgia	915	95.0	65.2	112.9	26.4	19.7	31.7	34.0	2.2	4.2	5.8	6.2	7.1
Kazakhstan	916	76.3	88.6	114.0	59.2	46.4	30.4	1.7	1.5	3.9	1.6	2.1	5.9
Kyrgyz Republic	917	2.8	3.0	1.9	1.0	1.8	0.9	0.5	0.2	0.1	0.0
Moldova	921	36.5	124.2	44.9	34.2	11.1	16.6	1.4	2.1	1.7	1.3	3.1	2.1
Russian Federation	922	1,052.6	1,034.2	973.9	677.8	620.5	722.2	818.5	993.8	973.7	725.7	938.8	1,230.8
Tajikistan	923	0.8	1.2	0.2	0.7	0.2	0.3	0.0	0.2
Turkmenistan	925	6.0	3.9	7.8	22.4	2.0	4.4	0.0	0.1
Ukraine	926	291.1	355.8	297.1	154.0	160.8	132.1	213.4	176.1	108.0	110.8	107.8	113.9
Uzbekistan	927	14.3	25.1	37.8	15.0	13.3	17.2	2.2	1.0	1.2	1.2	0.4	2.4
Europe n.s.	884	24.2	29.1	30.6	42.4	51.7	45.9	55.4	17.9	17.5	16.5	0.0	21.1
Mid East, N Africa, Pak	440	383.7	271.1	263.7	234.8	184.5	154.5	270.7	321.4	441.7	479.7	385.0	365.9
Afghanistan, I.R. of	512	0.1
Djibouti	611	16.0	0.1
Egypt	469	204.0	119.0	146.5	112.8	79.1	84.3	59.2	49.3	58.0	54.1	57.2	64.7
Jordan	439	156.5	98.7	106.7	99.2	48.9	54.8	205.5	265.9	377.1	410.2	308.0	285.7
Mauritania	682	0.0	0.1
Morocco	686	23.2	53.4	10.5	22.8	39.6	15.4	6.0	6.2	6.6	15.4	16.5	15.5
Pakistan	564	0.5	1.8
Tunisia	744	0.3	1.2
Sub-Saharan Africa	603	1,303.5	1,320.1	1,193.0	895.5	790.3	739.7	258.8	230.1	256.9	191.8	164.3	177.9
Angola	614	13.9	0.0
Benin	638	4.3	0.0
Botswana	616	117.0	107.8	99.6	59.4	51.4	44.9	0.4	0.0
Burkina Faso	748	0.8	1.5	4.8	1.0	0.4	1.8	0.0
Cabo Verde	624	0.6	0.0
Cameroon	622	13.6	13.2	6.7	8.4	8.7	5.3	0.2	0.4	0.1	0.2
Central African Rep.	626	0.9	2.7	1.1
Chad	628	0.9	4.0	2.3	5.5	2.0	0.6	0.3	1.7	0.2	0.0
Congo, Dem. Rep. of	636	0.3	0.6	0.1	0.2	0.0
Congo, Republic of	634	18.0	9.0	12.4	9.4	5.7	2.0	0.2	0.1	0.1	0.1	0.2
Côte d'Ivoire	662	8.9	20.0	19.0	9.8	10.8	9.4	1.6	0.3	1.1	0.4	0.3	0.3
Equatorial Guinea	642	15.8	17.0	13.3	16.7	8.1	5.5	0.0
Eswatini, Kingdom of	734	1.2	0.0
Estonia	939	16.2	17.6	16.6	11.5	9.6	9.1	11.2	15.0	15.3	13.8	17.0	19.2
Ethiopia	644	19.4	10.6	10.4	11.2	19.4	22.7	47.9	69.2	89.4	57.6	52.4	56.3

Israel (436)

In Millions of U.S. Dollars

		Exports (FOB)						Imports (CIF)					
		2012	2013	2014	2015	2016	2017	2012	2013	2014	2015	2016	2017
Gabon	646	11.6	2.0	4.0	4.5	5.2	0.6	0.3	0.1
Gambia, The	648	0.5	0.3	0.2	0.6	0.1	0.1	0.1
Ghana	652	27.2	122.0	98.1	39.3	49.4	33.3	2.9	1.4	2.7	1.5	0.9	2.1
Guinea	656	1.8	7.3	2.9	0.7	0.4	0.4	0.5	0.0
Guinea-Bissau	654	0.3
Kenya	664	116.1	87.1	60.9	93.4	51.9	68.9	21.8	12.2	13.0	12.5	7.5	5.9
Lesotho	666	0.9	0.1	0.1
Liberia	668	1.4	1.2	1.3	3.5	2.4	2.3	25.3	0.7
Madagascar	674	3.4	0.6
Malawi	676	0.5	1.0	0.8	0.5	0.2	0.0	0.1
Mali	678	0.1	0.3	1.1	0.8	13.7	5.8	0.2	0.1	0.0
Mauritius	684	4.9	3.9	4.2	4.1	5.9	5.3	2.6	3.0	2.4	1.6	1.7	2.3
Mozambique	688	1.5	0.0
Namibia	728	4.4	1.9	2.4	3.4	5.0	4.5	0.6	0.5	0.8	0.6	0.7	1.5
Niger	692	5.3	0.9	3.1	0.5	0.3	0.6	0.0
Nigeria	694	366.0	155.0	94.7	112.6	81.8	111.1	2.8	2.1	1.4	2.9	3.3	3.4
Rwanda	714	0.9	4.4	6.4	4.0	13.0	8.5
Senegal	722	25.0	61.7	0.1	14.6	7.0	11.7	4.8	5.0	2.9	4.7	4.9	3.0
Seychelles	718	0.8	5.6
Sierra Leone	724	0.7	12.4	0.5	0.1	0.1	0.0
South Africa	199	384.0	409.7	314.7	275.2	267.3	276.8	95.1	82.1	86.8	72.3	75.1	81.4
Tanzania	738	21.3	19.6	19.7	23.7	10.6	13.1	10.0	9.6	8.6	9.0	7.5	10.0
Togo	742	64.2	190.8	279.4	116.8	87.2	23.1	0.1	0.0
Uganda	746	4.6	5.9	2.2	4.1
Zambia	754	3.6	3.7	6.4	5.0	3.3	4.5	3.8	2.5	2.5	0.1	0.2	0.1
Zimbabwe	698	4.9	3.8	2.5	4.3	2.6	1.1	0.2	0.2	0.4	0.1
Africa n.s.	799	62.6	59.7	109.1	63.5	44.4	70.5	37.3	40.5	43.2	28.2	7.2
Western Hemisphere	205	2,650.7	2,750.4	2,533.6	1,918.9	1,821.1	1,828.8	934.3	1,052.4	921.3	862.1	1,034.0	1,042.3
Anguilla	312	0.0	0.4
Antigua and Barbuda	311	0.1
Argentina	213	126.8	121.0	104.9	111.2	107.9	133.5	188.1	186.7	136.9	146.5	139.4	134.9
Aruba	314	0.2	1.0
Bahamas, The	313	0.7	0.1	0.2	1.3	1.1	0.1	0.6	0.2	0.6	1.3	1.9
Barbados	316	1.9	0.4	0.7	2.1	1.0	1.3	0.0
Belize	339	20.4	0.7
Bermuda	319	0.2	0.1	0.2	0.2	0.9	2.9	2.1	1.7	2.7	0.5
Bolivia	218	6.9	7.4	10.4	7.5	2.8	2.9	3.5	4.3	3.5	2.5	3.5	2.1
Brazil	223	1,141.3	1,045.7	916.1	735.1	747.2	858.7	190.2	206.4	180.7	167.1	253.5	215.0
Chile	228	209.3	209.0	117.9	126.2	137.3	120.3	54.6	62.9	79.4	78.6	85.9	106.3
Colombia	233	142.2	215.3	220.4	133.4	88.9	81.4	16.8	15.8	15.6	13.0	15.2	14.4
Costa Rica	238	232.2	455.9	389.2	39.6	37.0	42.7	1.6	2.4	3.2	4.3	4.1	4.6
Curacao	354	0.4
Dominica	321	1.1	0.0
Dominican Republic	243	17.9	23.8	19.7	19.5	25.8	25.0	2.1	4.4	6.6	12.7	4.9	4.6
Ecuador	248	35.3	34.6	36.9	25.5	20.1	23.6	4.1	4.3	4.7	5.9	6.4	6.4
El Salvador	253	4.4	6.0	4.7	3.8	9.5	6.7	0.1	0.1	0.0	0.1
Falkland Islands	323	0.6	0.1
Guatemala	258	27.7	30.5	28.9	26.8	29.5	25.1	1.7	2.7	3.1	1.8	2.6	3.2
Guyana	336	2.7	1.1	1.4	1.5	0.8	1.1	0.1	1.7	2.1	1.3	5.0	0.5
Haiti	263	2.6	6.5	4.9	0.4	0.4	1.7	0.0
Honduras	268	11.5	11.7	7.4	10.8	35.3	18.5	0.9	0.3	0.1	0.2	0.1	0.3
Jamaica	343	5.8	5.6	6.3	6.6	4.5	4.3	0.1	0.6	0.2	0.2	0.4
Mexico	273	463.7	372.1	461.3	431.0	380.5	344.9	149.1	140.7	150.8	111.0	168.8	193.9
Nicaragua	278	3.4	3.0	3.7	5.4	5.5	7.0	0.3	0.1	0.1	0.2
Panama	283	17.0	16.1	25.5	40.3	14.3	11.0	33.8	42.4	44.0	42.9	47.5	22.8
Paraguay	288	9.1	7.4	5.8	5.2	5.0	7.0	22.8	111.4	91.9	92.6	104.1	79.0
Peru	293	70.2	66.1	60.4	73.0	74.4	71.6	7.7	7.8	7.3	6.7	6.3	6.8
St. Lucia	362	0.2
St. Vincent & Grens.	364	0.8	0.0
Suriname	366	0.2	0.2

Israel (436)

In Millions of U.S. Dollars

		Exports (FOB)						Imports (CIF)					
		2012	2013	2014	2015	2016	2017	2012	2013	2014	2015	2016	2017
Trinidad and Tobago	369	3.7	5.3	3.1	8.3	2.9	2.0	55.1	0.1	0.1
Uruguay	298	22.9	19.1	15.7	27.0	17.2	16.5	231.4	167.3	159.9	145.4	165.1	163.8
Venezuela, Rep. Bol.	299	34.9	26.0	15.2	8.3	2.8	3.2	0.4	8.1	11.8	9.9	8.3
Western Hem. n.s.	399	56.4	60.7	72.9	69.0	45.3	18.5	24.4	31.1	20.8	15.5	4.7	72.4
Other Countries n.i.e	910	15.4	1.5
Cuba	928	15.4	1.5
Countries & Areas n.s.	898	2,534.1	2,505.1	3,218.8	3,680.2	3,538.8	3,572.4	14,270.4	14,331.4	12,237.1	6,644.4	3,115.3	2,967.1
Memorandum Items													
Africa	605	1,326.7	1,373.5	1,203.5	918.3	846.2	755.1	264.8	236.3	263.5	207.2	182.2	193.4
Middle East	405	360.5	217.7	253.2	212.0	128.1	139.1	264.7	315.2	435.1	464.3	365.2	350.4
European Union	998	17,206.3	18,370.4	18,868.4	18,204.7	15,763.0	17,817.3	25,120.3	24,403.4	24,120.9	22,564.1	27,364.4	28,454.1
Export earnings: fuel	080	1,909.5	1,740.6	1,709.1	1,220.5	1,163.0	1,178.6	849.4	1,078.0	1,013.9	765.9	985.6	1,275.8
Export earnings: nonfuel	092	61,281.1	64,843.3	67,246.8	64,819.5	59,001.6	58,838.1	72,271.9	70,823.3	71,266.6	61,238.0	65,630.4	67,814.8

Italy (136)

In Millions of U.S. Dollars

		Exports (FOB)						Imports (CIF)					
		2012	2013	2014	2015	2016	2017	2012	2013	2014	2015	2016	2017
IFS World		501,533.6	518,114.2	529,803.1	456,989.4	461,736.5	506,241.3	489,094.7	479,346.2	474,400.0	410,918.7	406,788.2	452,142.7
World	001	501,546.0	518,111.6	529,796.6	456,989.4	461,736.6	506,309.5	489,105.2	479,344.1	474,394.2	410,918.8	406,788.3	452,204.3
Advanced Economies	110	341,673.7	348,492.6	360,999.5	316,704.4	324,319.0	354,100.1	282,893.8	283,701.3	289,470.9	256,558.3	262,245.7	288,247.5
Euro Area	163	205,142.3	207,491.7	214,255.2	183,063.6	189,637.0	205,861.4	209,777.2	213,007.5	215,303.8	190,443.3	194,659.3	215,286.2
Austria	122	11,151.8	11,289.0	11,174.0	9,518.9	9,836.2	10,675.6	11,560.0	11,753.1	10,952.1	9,408.9	9,328.3	10,422.5
Belgium	124	13,306.5	15,164.7	17,521.5	15,001.4	14,971.0	15,304.0	18,723.1	19,946.5	20,041.6	18,993.0	19,649.5	20,258.8
Cyprus	423	727.4	565.9	586.2	555.4	558.0	756.5	146.4	74.7	84.7	87.6	73.0	89.7
Estonia	939	522.2	543.9	533.3	427.1	455.2	510.7	130.2	112.6	139.4	150.4	130.4	145.8
Finland	172	2,141.4	1,941.0	1,894.4	1,591.1	1,716.1	1,796.8	1,963.8	1,760.2	1,854.6	1,479.0	1,481.2	1,713.0
France	132	55,613.8	56,142.1	55,856.8	47,308.1	48,712.6	52,101.4	40,653.6	40,525.2	40,923.9	35,674.1	36,253.9	39,771.1
Germany	134	62,793.6	64,341.6	66,720.5	56,301.9	58,346.1	63,069.1	70,932.9	70,767.7	72,277.7	63,865.3	66,359.7	73,854.5
Greece	174	5,413.4	5,004.0	5,125.6	4,116.7	4,307.0	4,572.2	2,686.3	3,023.4	3,081.3	2,822.0	2,869.0	3,019.7
Ireland	178	1,257.3	1,307.2	1,479.2	1,391.8	1,915.1	2,598.0	3,677.0	4,287.1	3,721.4	4,561.5	3,811.6	4,210.3
Latvia	941	560.4	592.3	632.6	510.5	480.9	536.2	137.5	137.2	147.2	117.5	135.4	152.9
Lithuania	946	1,030.4	1,107.9	1,094.6	857.2	893.9	965.9	470.1	520.3	557.8	509.0	546.0	612.0
Luxembourg	137	644.5	681.5	638.8	579.7	530.0	598.7	1,305.8	1,453.3	1,241.4	1,029.6	967.7	693.9
Malta	181	2,212.0	2,061.8	2,066.3	1,767.6	1,783.4	1,901.9	278.6	289.0	291.7	318.8	448.5	516.7
Netherlands	138	11,932.4	12,049.5	12,474.1	10,600.4	10,745.1	11,814.7	26,420.9	27,489.3	27,584.1	22,806.4	22,312.0	25,459.7
Portugal	182	3,886.6	4,022.6	4,303.3	3,725.4	3,910.6	4,498.0	2,065.2	2,015.5	2,004.3	1,670.5	1,780.3	1,982.7
Slovak Republic	936	3,029.2	3,048.8	3,137.7	2,783.4	3,061.7	3,223.7	3,445.4	3,785.0	3,896.9	3,430.4	3,644.7	5,145.9
Slovenia	961	5,348.8	4,797.0	5,016.2	4,115.4	4,078.1	4,706.2	3,343.9	3,354.3	3,610.2	2,917.9	2,937.1	3,363.7
Spain	184	23,570.5	22,830.9	24,000.1	21,911.7	23,336.2	26,231.8	21,836.3	21,713.0	22,893.4	20,601.5	21,931.0	23,873.2
Australia	193	4,767.2	4,990.2	4,763.1	3,960.1	3,951.6	4,332.4	986.3	784.9	680.1	559.2	538.6	675.8
Canada	156	3,706.7	4,017.7	4,107.6	4,075.5	4,090.1	4,453.0	2,231.7	2,143.7	3,306.3	1,620.4	1,632.8	1,745.2
China,P.R.: Hong Kong	532	5,742.7	6,297.6	7,244.5	6,543.2	6,381.3	6,786.2	359.1	310.4	328.8	346.5	264.7	307.6
China,P.R.: Macao	546	100.3	141.1	197.0	180.8	172.6	195.1	3.5	2.6	2.6	2.3	6.3	8.9
Czech Republic	935	5,432.5	5,652.5	6,222.3	5,604.4	5,931.2	6,698.6	5,826.7	5,924.4	6,451.8	6,142.4	7,015.2	7,446.3
Denmark	128	3,141.0	3,198.9	3,505.1	2,852.5	3,064.0	3,297.0	2,819.9	2,670.5	2,724.8	2,403.3	2,449.7	2,818.9
Iceland	176	101.9	128.8	132.8	123.7	134.4	136.1	83.9	82.2	49.2	38.4	26.1	21.0
Israel	436	2,652.5	2,853.8	3,015.9	2,725.2	2,773.8	2,940.1	1,247.2	1,253.5	1,208.4	981.7	1,000.8	919.4
Japan	158	7,231.5	7,993.0	7,129.7	6,106.9	6,662.0	7,421.5	4,107.7	3,406.5	3,593.5	3,459.8	4,453.6	4,704.9
Korea, Republic of	542	4,445.1	5,025.5	5,525.4	4,985.3	4,408.8	4,878.9	3,631.9	3,129.1	3,109.1	3,546.1	3,282.4	3,826.2
New Zealand	196	480.2	522.4	552.3	471.6	521.9	609.9	297.3	324.9	348.6	292.7	272.8	259.0
Norway	142	1,979.3	2,101.1	2,154.9	1,762.1	1,699.6	1,901.5	2,151.2	2,017.7	1,566.9	1,013.9	742.7	1,050.8
San Marino	135	83.0	64.9	52.3	43.6	32.1	39.9
Singapore	576	2,445.3	2,523.7	2,790.8	2,167.7	2,038.3	2,386.4	326.9	303.9	302.9	278.6	289.8	379.1
Sweden	144	4,854.3	5,058.1	5,211.5	4,607.7	4,656.0	5,147.3	4,131.5	4,121.0	4,332.6	3,870.0	3,981.8	4,258.6
Switzerland	146	29,473.7	27,095.1	25,341.2	21,360.9	21,039.0	23,383.2	14,118.2	14,135.4	13,840.3	11,936.6	11,761.4	12,575.0
Taiwan Prov.of China	528	1,249.0	1,344.5	1,476.4	1,375.4	1,464.9	1,683.5	2,010.3	1,925.9	2,087.8	1,811.6	2,010.2	2,176.7
United Kingdom	112	24,353.5	26,021.1	27,782.8	24,783.4	24,810.7	26,139.6	12,498.9	12,845.0	13,652.0	12,061.0	12,455.5	12,881.4
United States	111	34,230.8	35,916.7	39,489.1	39,875.3	40,819.5	45,773.7	16,283.9	15,312.1	16,581.2	15,750.4	15,400.9	16,906.1
Vatican	187	60.7	54.1	49.5	35.5	29.8	34.8	0.6	0.0	0.0	0.0	1.2	0.3
Emerg. & Dev. Economies	200	154,640.8	164,367.9	163,484.3	135,617.3	132,693.0	146,767.3	203,909.1	192,947.4	183,306.8	152,926.7	143,247.0	162,551.3
Emerg. & Dev. Asia	505	23,034.0	24,503.4	25,590.6	21,848.3	23,296.9	27,338.8	46,525.9	46,169.6	49,925.1	46,087.8	45,451.4	48,776.6
American Samoa	859	0.2	1.3	0.2	0.5	0.2	0.5	0.0	0.0	0.0	0.0	0.0	0.0
Bangladesh	513	301.7	363.1	420.9	524.3	562.2	832.7	987.9	1,147.8	1,407.9	1,430.8	1,462.1	1,556.5
Bhutan	514	2.5	2.0	1.7	3.3	2.0	2.1	3.3	3.1	7.5	3.8	0.1	4.1
Brunei Darussalam	516	50.3	40.4	59.4	53.1	24.5	18.6	0.2	0.8	1.6	0.0	0.2	0.4
Cambodia	522	53.3	37.9	51.7	60.4	68.7	80.9	180.7	246.9	296.2	331.1	339.3	368.3
China,P.R.: Mainland	924	11,573.6	13,071.7	13,934.6	11,531.1	12,227.3	15,293.1	32,093.0	30,633.7	33,280.9	31,367.9	30,269.9	32,080.8
Fiji	819	4.2	5.2	9.4	8.1	19.1	7.6	0.0	0.2	0.1	12.8	0.1	16.3
F.T. French Polynesia	887	22.5	35.1	24.4	22.0	23.0	24.7	1.2	1.2	8.4	5.1	3.9	3.3
F.T. New Caledonia	839	55.9	52.6	49.3	37.5	43.6	38.3	38.6	23.1	11.4	2.7	12.0	9.2
Guam	829	8.5	9.8	9.7	8.6	9.2	9.6	0.3	0.2	0.2	0.1	0.1	0.2
India	534	4,304.1	3,946.3	4,022.4	3,708.0	3,617.0	4,054.4	4,824.7	5,279.4	5,537.9	4,439.7	4,692.3	5,786.4
Indonesia	536	1,576.1	1,505.3	1,584.3	1,224.3	1,277.0	1,287.4	2,671.8	2,541.2	2,654.3	2,212.6	1,836.8	2,108.2
Kiribati	826	0.0	0.0	0.0	0.3	0.0	0.0	0.0	0.0	0.0
Lao People's Dem.Rep	544	11.3	8.9	10.6	9.9	14.7	18.4	25.2	21.1	18.7	15.6	30.6	23.0
Malaysia	548	1,315.2	1,415.0	1,557.3	1,057.6	1,170.9	1,421.9	995.8	983.7	902.8	988.5	1,061.7	1,149.2
Maldives	556	16.3	29.1	30.6	26.0	31.5	36.9	18.7	15.9	11.6	15.4	10.0	9.3

Italy (136)

In Millions of U.S. Dollars

		Exports (FOB)						Imports (CIF)					
		2012	2013	2014	2015	2016	2017	2012	2013	2014	2015	2016	2017
Marshall Islands	867	0.5	94.5	56.5	32.1	436.8	35.3	2.6	0.0	4.4	0.0	1.3
Micronesia	868	0.0	0.1	0.0	0.0	0.0	0.0	0.0	0.4
Mongolia	948	41.1	49.6	47.1	28.6	34.0	46.6	46.2	47.3	56.1	52.1	42.2	49.5
Myanmar	518	30.5	73.8	154.4	77.8	101.2	100.2	15.1	26.8	42.8	62.4	104.9	145.1
Nauru	836	0.1	0.0	0.1	0.0	0.0	0.0	0.0	0.2	0.0
Nepal	558	10.7	14.9	19.0	15.6	17.6	15.4	10.8	9.5	12.0	11.0	10.7	11.4
Palau	565	0.0	0.1	0.8	0.1	0.1	0.1	0.0	0.0
Papua New Guinea	853	297.0	45.8	18.1	13.7	22.3	23.8	114.6	136.5	123.5	108.9	73.3	85.6
Philippines	566	480.4	561.7	580.7	603.5	676.8	757.4	265.8	236.4	248.4	270.4	240.7	299.8
Samoa	862	0.2	0.5	0.6	0.3	0.7	1.2	0.0	0.0	0.0
Solomon Islands	813	0.6	0.5	0.3	0.2	0.2	0.2	29.2	31.1	43.7	44.1	34.0	41.5
Sri Lanka	524	264.7	274.2	290.5	206.1	260.2	290.5	452.8	422.2	525.9	406.3	376.4	450.6
Thailand	578	1,889.1	1,948.9	1,683.7	1,380.2	1,472.2	1,602.0	1,416.2	1,472.9	1,735.5	1,350.4	1,562.6	1,747.6
Timor-Leste	537	73.8	0.7	0.1	0.4	0.2	0.6	0.0	0.0	0.0	0.1	0.1
Tonga	866	0.0	0.2	0.0	0.0	0.1	0.0	0.4	0.1	0.0	0.2	0.2
Tuvalu	869	0.1	0.2	0.1	0.2	0.2	0.0
Vanuatu	846	0.5	0.6	0.6	0.7	0.5	1.8	0.0	0.0	0.0	2.5	0.1
Vietnam	582	644.6	893.1	967.5	1,208.2	1,155.0	1,324.9	2,330.5	2,887.4	2,993.2	2,952.6	3,286.9	2,828.5
Asia n.s.	598	4.6	20.4	3.8	6.1	27.5	11.6	0.5	0.6	0.1	0.2	0.1	0.1
Europe	170	66,384.8	70,508.4	70,273.3	57,555.4	56,940.1	63,831.7	77,423.2	82,325.5	78,290.3	63,515.4	58,280.8	66,729.8
Emerg. & Dev. Europe	903	48,043.8	50,349.3	52,489.9	45,707.6	45,651.1	50,807.9	34,502.8	37,479.3	40,312.1	37,038.2	38,488.1	42,621.3
Albania	914	1,628.0	1,620.8	1,680.4	1,432.0	1,400.4	1,539.3	936.9	1,088.2	1,158.3	899.0	992.5	1,152.4
Bosnia and Herzegovina	963	747.0	769.0	802.7	705.2	719.6	785.7	605.9	737.5	841.4	735.2	753.0	758.3
Bulgaria	918	2,085.9	2,542.6	2,503.1	2,222.1	2,311.1	2,397.5	2,868.8	3,138.6	3,025.7	2,553.1	2,786.7	2,809.8
Croatia	960	2,541.0	2,659.8	3,454.5	2,887.8	2,855.6	3,395.5	1,597.5	1,714.2	1,864.1	1,562.4	1,687.7	1,825.3
Faroe Islands	816	2.0	1.3	2.0	14.4	17.5	4.6	0.0	0.1	0.0	0.1	0.2	0.5
Gibraltar	823	1,451.9	1,513.1	1,431.6	1,171.8	889.0	1,142.0	0.9	72.5	61.7	49.8	6.8	20.6
Hungary	944	4,389.3	4,758.9	5,072.7	4,583.1	4,803.1	5,309.1	4,524.1	5,140.9	5,378.7	4,942.9	5,093.6	5,934.8
Kosovo	967	93.7	98.8	95.3	88.8	99.1	113.7	101.9	98.6	65.7	24.9	5.9	8.5
Macedonia, FYR	962	285.4	283.0	315.9	278.2	282.3	292.1	287.9	300.5	332.1	205.6	189.4	180.9
Montenegro	943	145.0	174.0	157.2	135.0	148.1	166.7	70.8	36.8	51.5	48.8	26.8	21.9
Poland	964	11,872.2	12,469.0	13,734.6	12,088.6	12,441.9	14,220.2	9,168.6	8,806.3	9,592.0	9,514.3	9,726.6	11,121.2
Romania	968	7,614.8	7,970.1	8,340.7	7,413.7	7,393.9	8,183.3	6,458.3	6,890.3	7,977.3	7,122.3	6,991.7	7,410.7
Serbia, Republic of	942	1,595.5	2,104.2	1,988.8	1,628.6	1,665.5	1,842.4	1,118.8	2,145.9	2,368.5	2,011.2	1,972.3	2,032.9
Turkey	186	13,592.1	13,384.9	12,910.3	11,058.1	10,624.3	11,415.8	6,762.4	7,309.0	7,595.0	7,368.5	8,255.0	9,343.4
CIS	901	18,322.7	20,139.8	17,764.0	11,831.3	11,265.4	12,994.3	42,918.1	44,844.6	37,977.2	26,475.5	19,792.1	24,107.8
Armenia	911	154.3	146.9	170.8	120.1	104.7	132.4	16.9	26.6	38.4	34.1	33.4	37.8
Azerbaijan, Rep. of	912	514.7	684.6	783.4	729.9	299.6	285.4	9,197.3	9,157.4	7,354.1	4,801.2	3,232.4	5,238.1
Belarus	913	595.0	703.1	663.8	416.9	308.5	416.6	225.2	186.4	195.7	125.2	77.7	86.3
Georgia	915	283.7	215.3	206.4	192.7	264.5	201.3	58.0	101.5	126.4	158.0	70.8	59.3
Kazakhstan	916	1,020.0	971.6	938.9	859.5	931.5	716.4	6,015.8	4,890.0	3,246.3	2,588.0	1,627.9	1,507.7
Kyrgyz Republic	917	18.8	23.2	26.0	22.6	24.0	25.2	0.5	1.2	19.3	1.0	1.1	16.1
Moldova	921	273.1	284.1	294.6	219.8	227.9	264.4	262.3	247.4	346.9	235.3	262.3	315.1
Russian Federation	922	12,811.8	14,301.5	12,640.1	7,859.7	7,401.3	9,045.8	23,576.4	26,829.3	23,049.7	15,981.2	11,772.6	13,869.6
Tajikistan	923	17.1	18.7	29.3	22.8	48.4	16.3	47.6	31.2	69.1	49.7	80.4	23.1
Turkmenistan	925	217.2	184.4	213.8	233.4	247.7	126.4	537.8	484.8	531.3	182.6	422.6	135.3
Ukraine	926	2,275.4	2,484.7	1,601.3	1,000.2	1,213.1	1,573.3	2,966.8	2,865.5	2,952.0	2,313.4	2,195.1	2,787.5
Uzbekistan	927	141.5	121.6	195.7	153.8	194.1	190.9	13.6	23.3	48.0	5.8	15.8	31.9
Europe n.s.	884	18.3	19.2	19.4	16.5	23.6	29.5	2.2	1.5	1.0	1.7	0.7	0.7
Mid East, N Africa, Pak	440	39,566.1	43,085.2	41,635.6	35,237.3	33,363.6	34,195.5	57,104.3	42,652.1	32,549.6	24,521.5	23,233.8	30,284.5
Afghanistan, I.R. of	512	30.2	37.2	9.4	8.8	10.9	18.8	4.9	6.6	6.9	2.0	1.2	1.7
Algeria	612	4,859.8	5,667.6	5,714.0	4,586.7	4,107.7	3,605.8	11,625.7	8,338.4	5,139.6	3,350.9	4,717.4	5,570.4
Bahrain, Kingdom of	419	251.0	210.7	296.4	224.0	290.3	283.5	206.5	195.1	97.1	88.0	136.4	124.9
Djibouti	611	17.7	22.0	27.5	38.9	32.6	27.7	2.0	0.9	0.5	1.4	1.1	1.3
Egypt	469	3,673.9	3,762.2	3,616.5	3,266.3	3,420.7	3,284.5	2,959.0	2,487.1	3,196.9	2,204.3	1,696.5	2,051.9
Iran, I.R. of	429	1,809.2	1,403.6	1,523.9	1,324.6	1,702.0	1,962.7	2,904.6	182.1	575.7	521.3	1,147.8	3,819.4
Iraq	433	813.0	1,684.8	1,281.6	1,013.7	683.8	646.4	4,506.0	3,939.7	4,263.1	3,728.6	3,267.4	3,190.9
Jordan	439	857.9	942.4	700.6	736.6	843.5	795.0	69.4	55.8	67.8	55.5	47.8	50.9
Kuwait	443	1,075.3	1,053.6	984.5	855.8	1,211.5	1,319.6	126.3	190.7	242.6	205.1	1,024.3	1,355.9
Lebanon	446	1,601.3	1,722.0	1,610.7	1,314.9	1,290.6	1,717.1	44.1	56.3	39.7	40.8	38.2	46.0

Italy (136)

In Millions of U.S. Dollars

		Exports (FOB)						Imports (CIF)					
		2012	2013	2014	2015	2016	2017	2012	2013	2014	2015	2016	2017
Libya	672	3,060.6	3,788.8	2,947.9	1,647.3	1,187.2	1,229.6	16,535.8	10,680.4	6,001.7	3,793.5	1,989.5	3,160.2
Mauritania	682	73.3	72.2	118.2	29.3	34.5	34.7	229.9	257.2	197.0	153.9	115.0	122.5
Morocco	686	1,756.1	2,029.9	1,881.6	1,625.9	1,782.9	2,133.9	754.1	870.0	936.5	882.2	923.3	1,131.1
Oman	449	597.3	576.7	558.8	718.7	901.6	748.6	120.0	184.9	52.1	85.1	55.7	63.8
Pakistan	564	785.1	571.5	557.8	487.3	686.7	854.1	553.0	632.3	741.0	641.5	664.1	708.8
Qatar	453	1,317.8	1,424.7	1,377.7	1,091.7	999.2	1,055.5	3,040.7	2,430.1	1,597.0	1,506.4	1,013.1	1,323.2
Saudi Arabia	456	5,196.1	5,943.8	6,394.3	5,657.8	4,624.4	4,444.9	9,559.0	7,297.1	5,579.0	3,717.6	2,826.7	3,844.2
Somalia	726	6.8	14.9	30.3	24.8	22.5	37.9	1.0	0.7	0.5	0.4	1.0	0.6
Sudan	732	205.7	181.5	185.4	137.7	143.0	156.7	19.4	20.8	24.4	17.5	17.7	26.7
Syrian Arab Republic	463	312.6	167.6	238.9	152.2	78.3	106.1	78.4	36.3	22.3	24.6	8.3	8.2
Tunisia	744	4,057.3	4,292.6	4,380.8	3,368.3	3,234.6	3,595.8	2,884.8	3,049.7	2,920.7	2,548.3	2,482.2	2,499.8
United Arab Emirates	466	7,101.8	7,310.1	7,067.2	6,846.1	5,997.4	6,042.2	834.7	1,724.8	834.7	945.0	1,053.0	1,170.8
West Bank and Gaza	487	5.0	10.4	8.8	13.5	20.1	26.0	0.9	0.9	0.6	0.7	1.9	0.9
Yemen, Republic of	474	101.2	194.2	122.6	66.3	57.5	68.5	44.2	14.0	12.4	6.7	4.2	10.3
Sub-Saharan Africa	603	6,667.0	7,264.2	7,840.0	6,090.4	5,166.6	5,567.7	10,272.1	9,988.5	9,907.2	8,318.3	6,575.9	6,338.2
Angola	614	363.1	459.8	528.0	285.6	208.2	317.3	879.8	732.7	1,247.3	968.2	457.0	400.1
Benin	638	62.1	86.7	96.8	71.2	41.7	39.3	3.8	4.4	3.7	6.4	7.6	5.9
Botswana	616	9.2	5.8	4.4	5.8	7.4	9.2	0.1	0.1	2.1	11.8	9.4	1.9
Burkina Faso	748	50.2	50.9	49.6	66.2	54.6	57.8	3.9	5.2	20.3	5.9	2.8	31.8
Burundi	618	5.6	6.3	4.5	3.4	4.6	3.5	2.0	3.8	3.7	3.6	2.1	2.1
Cabo Verde	624	13.6	10.8	35.5	9.0	23.4	50.1	0.4	3.7	3.9	2.4	7.3	7.4
Cameroon	622	143.7	150.7	127.9	109.0	125.1	141.0	352.9	153.4	468.1	231.7	430.3	359.2
Central African Rep.	626	2.3	1.7	5.3	21.0	11.6	8.4	1.7	0.7	0.2	0.4	1.5	1.1
Chad	628	33.7	34.6	175.7	41.8	10.3	9.5	0.1	2.7	0.2	52.5	0.0	1.4
Comoros	632	1.8	2.2	1.0	0.7	1.0	2.9	0.2	0.2	0.2	0.2	0.4	0.1
Congo, Dem. Rep. of	636	78.5	89.8	89.5	54.4	47.7	39.0	124.4	694.4	622.6	86.6	169.9	269.5
Congo, Republic of	634	189.9	256.0	403.4	211.7	146.4	104.8	312.2	301.5	866.8	1,089.0	777.2	531.2
Côte d'Ivoire	662	167.8	168.2	265.8	358.9	199.9	189.7	335.1	310.8	338.9	337.4	327.4	275.5
Equatorial Guinea	642	124.4	138.8	93.5	44.9	24.9	31.8	792.6	19.6	1.3	271.7	239.5	141.7
Eritrea	643	53.1	36.3	17.0	19.3	18.0	32.4	3.7	3.3	3.8	2.8	2.5	2.3
Eswatini, Kingdom of	734	3.5	2.8	2.3	6.8	16.1	10.3	47.7	76.7	29.3	7.6	7.7	21.8
Estonia	939	522.2	543.9	533.3	427.1	455.2	510.7	130.2	112.6	139.4	150.4	130.4	145.8
Ethiopia	644	338.0	362.3	351.4	339.6	358.7	311.8	71.6	68.7	75.1	64.6	57.2	55.5
Gabon	646	134.9	129.1	123.5	71.3	49.6	47.6	223.2	322.6	348.3	520.3	391.9	229.4
Gambia, The	648	5.4	9.9	6.1	6.1	3.8	4.3	0.1	0.0	2.7	1.2	0.3	1.5
Ghana	652	268.6	318.9	209.9	225.4	291.5	262.6	1,078.7	869.2	714.0	381.9	247.2	180.3
Guinea	656	61.5	56.9	61.1	62.0	58.2	70.2	10.1	8.9	4.9	5.1	4.4	4.5
Guinea-Bissau	654	2.8	1.5	2.3	1.6	2.4	2.8	0.1	0.1	0.1	1.1	0.3
Kenya	664	200.6	241.4	230.0	225.3	233.0	205.3	107.4	90.0	112.1	99.6	57.6	60.8
Lesotho	666	0.4	1.2	1.3	0.7	0.3	1.0	0.0	0.4	0.0	0.0	0.0
Liberia	668	35.8	16.4	26.6	18.9	18.8	39.3	8.5	8.1	4.2	3.3	28.7	2.2
Madagascar	674	30.6	30.7	38.7	32.0	33.2	34.1	45.3	44.9	41.2	35.5	27.6	30.5
Malawi	676	11.9	12.0	16.1	14.2	13.6	13.9	24.6	13.0	23.4	21.8	13.5	11.8
Mali	678	48.6	35.2	70.1	86.3	90.0	96.9	15.7	14.7	14.5	10.8	6.8	5.7
Mauritius	684	91.3	102.2	95.0	85.7	105.8	91.1	213.8	276.0	200.8	133.5	155.0	166.1
Mozambique	688	57.8	75.9	96.4	59.8	48.0	45.1	352.3	470.0	440.2	397.1	407.3	454.0
Namibia	728	69.2	81.9	205.8	23.9	77.7	97.5	98.3	95.8	80.4	118.1	190.0	246.5
Niger	692	30.9	32.9	46.7	19.6	16.6	18.1	41.6	0.2	0.0	0.2	0.1	0.0
Nigeria	694	1,098.3	1,115.6	1,280.7	799.6	544.2	544.0	2,164.3	2,644.7	1,334.4	876.4	668.7	883.7
Rwanda	714	16.7	21.4	18.6	19.5	10.9	12.5	2.9	0.9	1.8	2.9	3.4	2.9
São Tomé & Príncipe	716	1.1	0.7	1.0	0.8	0.3	0.4	0.2	0.1	0.1	0.5	0.5	0.3
Senegal	722	200.2	235.9	199.8	223.6	245.9	249.0	97.3	71.7	85.6	92.6	75.7	84.7
Seychelles	718	27.7	46.9	25.9	22.9	23.8	27.1	49.1	65.1	66.5	40.2	52.6	47.6
Sierra Leone	724	16.7	13.3	13.3	10.7	8.8	8.9	0.7	1.5	1.0	0.6	0.7	0.4
South Africa	199	2,282.0	2,522.9	2,488.8	2,108.6	1,762.7	2,089.5	2,310.2	2,053.3	2,227.1	1,955.4	1,473.0	1,433.1
South Sudan, Rep. of	733	1.2	1.3	1.6	3.1	5.9
Tanzania	738	118.5	104.2	87.4	100.7	87.0	79.4	35.1	63.1	40.2	43.7	42.6	46.2
Togo	742	92.5	50.2	125.7	100.2	33.6	52.4	17.8	16.3	14.0	10.7	14.7	13.3
Uganda	746	57.7	51.4	49.8	49.0	69.5	69.2	83.4	88.7	116.0	121.6	109.2	144.6
Zambia	754	33.7	37.3	41.4	49.7	16.8	18.6	232.2	273.9	230.6	217.5	50.1	71.8

Italy (136)

In Millions of U.S. Dollars

		Exports (FOB)						Imports (CIF)					
		2012	2013	2014	2015	2016	2017	2012	2013	2014	2015	2016	2017
Zimbabwe	698	31.2	53.4	24.2	21.4	17.6	21.9	127.0	113.4	115.5	84.0	53.7	107.8
Africa n.s.	799	0.1	0.9	0.1	0.4	0.2	0.0	0.1	0.1	0.1
Western Hemisphere	205	18,988.8	19,006.7	18,144.9	14,885.9	13,925.9	15,833.7	12,583.5	11,811.8	12,634.6	10,483.6	9,705.0	10,422.3
Anguilla	312	1.9	45.9	1.1	1.2	0.9	0.3	0.0
Antigua and Barbuda	311	4.7	6.6	5.8	6.1	4.9	10.5	0.1	0.1	0.0	0.4	0.1	0.1
Argentina	213	1,307.7	1,442.8	1,370.9	1,176.2	1,271.3	1,529.1	1,320.0	1,092.1	1,167.8	944.6	1,085.6	1,142.8
Aruba	314	27.1	10.8	11.4	8.6	7.5	6.2	0.0	0.0	11.7	0.0	0.1	0.0
Bahamas, The	313	26.2	78.7	89.6	90.2	35.7	69.4	6.4	7.6	4.8	5.2	2.2	0.9
Barbados	316	11.7	8.7	27.5	8.1	8.9	9.2	1.1	0.5	0.7	0.8	0.4	0.6
Belize	339	7.7	16.3	36.4	34.2	7.4	10.6	2.0	3.0	18.3	0.2	15.1	29.9
Bermuda	319	7.9	7.5	7.7	8.1	122.7	11.8	0.0	0.0	0.0	7.8	0.1	0.1
Bolivia	218	95.9	129.9	130.3	118.4	89.2	130.0	39.1	85.8	70.8	77.3	56.4	44.5
Brazil	223	6,421.5	6,738.5	6,229.5	4,290.1	3,539.8	4,316.2	4,370.1	4,256.9	4,124.4	3,551.6	3,577.1	3,741.8
Chile	228	1,192.8	1,183.7	1,150.4	1,065.2	1,012.4	1,090.0	2,106.4	1,628.2	1,624.1	1,234.1	908.1	952.4
Colombia	233	817.0	812.7	950.8	709.4	641.8	668.0	656.6	764.3	1,295.5	811.3	620.3	704.0
Costa Rica	238	127.9	157.5	181.9	151.4	161.7	168.0	235.2	241.6	248.4	268.0	294.1	228.9
Curacao	354	9.0	6.9	6.9	5.9	0.1	0.0
Dominica	321	0.5	0.8	0.9	0.7	9.7	2.4	0.0	2.2	0.1	0.1	0.0
Dominican Republic	243	317.6	226.4	228.5	279.1	380.4	339.1	60.0	84.0	43.8	35.8	54.6	62.7
Ecuador	248	270.2	293.3	286.7	294.2	222.1	264.2	435.9	488.8	538.5	345.2	390.5	535.8
El Salvador	253	39.9	51.6	52.9	61.0	68.3	61.3	24.0	23.8	25.9	25.1	30.2	31.9
Falkland Islands	323	0.0	0.0	0.0	0.4	0.2	0.1	0.0	0.1	0.0
Greenland	326	1.1	0.3	0.8	0.4	0.5	13.0	0.0	0.0	0.1
Grenada	328	0.7	1.2	8.4	1.7	0.7	3.4	0.0	0.0	0.0	0.0	0.0	0.1
Guatemala	258	117.1	124.5	132.0	114.7	124.6	145.0	91.3	63.8	71.5	117.1	112.8	170.2
Guyana	336	5.4	7.2	8.7	6.1	6.2	5.8	6.9	3.0	5.1	24.0	30.2	21.2
Haiti	263	19.4	17.7	22.1	14.5	17.8	22.6	1.7	1.7	2.9	2.4	2.5	1.2
Honduras	268	44.7	47.9	76.9	67.4	50.3	58.9	87.0	54.1	48.2	71.9	71.5	81.0
Jamaica	343	20.5	15.2	16.0	24.5	27.2	53.5	38.4	1.9	3.0	2.7	2.2	1.9
Mexico	273	4,803.0	4,362.2	4,082.6	3,856.4	4,085.8	4,811.6	1,334.0	1,209.3	1,612.7	1,402.3	1,189.1	1,071.5
Montserrat	351	0.4	1.1	1.7	1.8	1.1	0.3	0.0	0.0	0.5
Netherlands Antilles	353	27.8	0.4
Nicaragua	278	22.6	24.9	24.8	23.7	35.5	31.8	39.6	28.2	49.6	40.1	30.3	40.3
Panama	283	354.5	474.9	579.1	390.0	315.6	268.7	41.5	32.4	36.8	30.1	20.5	19.0
Paraguay	288	90.1	97.9	101.0	70.3	75.3	102.1	222.3	295.3	424.9	337.5	333.3	307.0
Peru	293	629.1	604.6	503.8	720.0	596.6	742.6	997.7	1,037.3	700.4	602.1	482.3	588.3
Sint Maarten	352	10.6	10.6	11.4	17.1	0.0
St. Kitts and Nevis	361	27.8	13.8	3.0	16.9	1.1	2.4	0.0	0.0	0.0	0.1	0.0	0.0
St. Lucia	362	4.0	3.1	2.4	2.1	5.2	4.4	0.3	0.6	0.3	0.5	0.2	0.6
St. Vincent & Grens.	364	9.0	24.7	7.1	8.0	4.5	13.3	0.3	4.7	3.5	0.1	2.9	0.0
Suriname	366	44.5	190.4	13.7	23.1	8.3	15.3	0.1	0.5	0.4	0.5	2.0	0.9
Trinidad and Tobago	369	68.9	110.2	73.2	98.7	83.3	66.9	20.0	4.3	41.8	46.6	17.8	108.3
Uruguay	298	182.9	229.5	204.3	218.3	241.5	253.8	148.3	249.4	239.4	301.1	239.7	312.7
Venezuela, Rep. Bol.	299	1,412.2	955.4	856.3	479.4	251.6	165.2	273.5	116.4	111.7	149.5	94.1	190.1
Western Hem. n.s.	399	424.8	468.5	647.0	427.0	385.1	366.7	23.0	31.8	105.3	47.5	38.7	31.2
Other Countries n.i.e	910	325.0	357.3	306.3	368.0	347.0	330.6	61.0	95.4	28.8	25.0	21.9	23.3
Cuba	928	317.8	356.0	305.1	366.3	345.8	330.3	59.9	94.2	28.2	24.6	21.7	23.1
Korea, Dem. People's Rep.	954	7.2	1.2	1.2	1.6	1.2	0.3	1.0	1.1	0.6	0.4	0.2	0.1
Special Categories	899	2,347.7	2,125.3	1,793.4	1,363.7	1,120.3	1,518.6
Countries & Areas n.s.	898	2,558.8	2,768.6	3,213.1	2,936.0	3,257.3	3,592.9	2,241.3	2,599.9	1,587.7	1,408.8	1,273.7	1,382.2
Memorandum Items													
Africa	605	17,643.8	19,543.9	20,176.4	15,900.6	14,521.3	15,154.3	25,789.0	22,526.3	19,126.4	15,272.9	14,833.6	15,690.6
Middle East	405	27,774.0	30,195.7	28,730.6	24,929.5	23,308.2	23,730.0	41,029.5	29,475.4	22,582.5	16,923.4	14,310.7	20,221.6
European Union	998	271,426.9	277,822.6	290,082.6	250,107.0	257,904.6	280,649.6	259,671.5	264,258.6	270,302.8	240,615.0	246,847.9	271,793.3
Export earnings: fuel	080	45,479.5	49,878.5	47,808.0	36,925.3	32,942.2	33,955.6	94,628.2	82,023.0	64,434.4	46,709.4	38,004.7	48,155.3
Export earnings: nonfuel	092	456,066.5	468,233.1	481,988.6	420,064.1	428,794.5	472,353.9	394,477.0	397,321.0	409,959.8	364,209.4	368,783.6	404,049.0

Jamaica (343)

In Millions of U.S. Dollars

		Exports (FOB)						Imports (CIF)					
		2012	2013	2014	2015	2016	2017	2012	2013	2014	2015	2016	2017
IFS World		1,730.1	1,568.9	1,455.5	1,265.1	1,194.8	6,321.4	6,219.0	5,829.0	4,994.6	4,751.3
World	001	1,756.6	1,595.4	1,467.7	1,282.6	1,211.1	1,391.7	6,297.1	6,128.2	5,792.5	4,998.3	4,751.3	5,818.8
Advanced Economies	110	1,320.2	1,339.9	1,156.2	990.8	906.0	1,019.6	3,054.9	2,903.8	3,098.1	2,736.3	2,864.0	3,361.7
Euro Area	163	264.8	202.8	200.3	137.2	155.1	216.2	262.4	274.3	313.8	327.8	346.2	380.5
Austria	122	0.2	0.0	0.0	0.0	0.1	0.0	7.5	7.8	7.9	10.9	6.2	6.0
Belgium	124	1.2	0.8	1.0	1.1	2.9	3.2	53.1	52.4	76.0	50.1	31.5	23.2
Cyprus	423	0.0	0.0	0.0	0.0	0.1	0.0	0.1	0.1	0.1	0.1	0.1	0.0
Estonia	939	0.0	0.0	0.1	0.0	0.4	0.1	0.0	0.1
Finland	172	0.0	0.1	0.0	0.0	0.1	0.1	4.5	2.2	3.3	1.4	0.7	1.3
France	132	11.0	9.3	38.7	7.7	10.9	24.3	38.8	42.8	34.3	29.6	44.4	96.8
Germany	134	12.0	5.8	5.3	3.8	6.1	5.2	69.3	77.8	78.2	83.8	115.3	124.4
Greece	174	0.1	0.1	0.1	0.0	0.1	0.4	0.6	0.6	0.6	1.3	1.5	0.7
Ireland	178	1.3	0.7	1.4	0.8	0.0	0.0	10.2	6.3	7.9	5.5	5.2	3.5
Italy	136	38.7	2.0	2.5	1.6	2.2	2.1	24.9	18.2	23.0	28.2	22.8	14.1
Latvia	941	59.7	0.0	0.1	7.7	0.1	0.1	0.0	0.0	0.1	0.7
Lithuania	946	0.0	0.0	0.1	0.1	0.0	0.1	0.1	1.1
Luxembourg	137	0.0	0.9	0.7	0.1	0.0	0.0	0.0
Malta	181	2.9	2.9	0.0	0.3	0.0	0.4
Netherlands	138	69.3	107.2	82.4	110.4	124.3	180.1	22.2	27.9	36.3	33.9	31.0	58.8
Portugal	182	0.0	13.7	17.4	0.0	0.0	1.7	1.4	1.0	1.1	2.2	3.7
Slovak Republic	936	0.0	0.1	0.0	0.1	0.2	0.2	0.1	0.1	0.0
Slovenia	961	71.4	62.7	51.0	11.5	0.3	0.7	0.2	1.2	1.0	0.1
Spain	184	0.0	0.2	0.4	0.1	0.7	0.7	24.9	32.0	44.2	80.1	83.8	45.6
Australia	193	0.5	0.4	1.2	0.7	1.2	1.7	11.6	11.7	11.7	25.2	15.7	12.6
Canada	156	122.6	221.8	221.5	182.5	144.8	124.0	100.7	101.0	106.1	94.7	86.2	97.6
China,P.R.: Hong Kong	532	1.7	1.4	1.1	1.3	0.9	17.1	26.2	25.5	25.6	23.1	27.7	35.4
China,P.R.: Macao	546	0.1	0.0	0.0	0.0	0.0	0.1
Czech Republic	935	0.0	0.0	0.0	0.0	0.0	0.0	0.2	0.1	0.7	0.9	0.2	0.9
Denmark	128	0.1	0.4	0.2	0.0	0.1	0.3	8.4	5.5	6.9	7.0	7.9	4.8
Iceland	176	27.3	37.4	63.6	99.0	23.3	53.1	0.0	0.1	0.0	0.0	0.0
Israel	436	0.1	1.7	0.2	0.0	0.1	0.1	6.1	6.1	4.4	5.4	4.0	5.3
Japan	158	10.7	12.4	9.2	17.5	19.8	16.1	205.8	184.0	156.4	177.3	299.5	341.1
Korea, Republic of	542	0.9	2.4	2.9	4.2	1.6	3.1	30.8	25.8	19.7	30.0	29.3
New Zealand	196	3.7	1.6	4.2	3.1	3.8	2.8	29.0	29.4	27.4	28.4	22.6	20.8
Norway	142	0.1	0.1	0.2	0.2	0.1	0.0	23.2	22.8	22.8	17.6	16.7	18.3
Singapore	576	0.8	1.2	0.9	0.3	0.1	0.4	4.0	4.7	6.9	23.7	7.2	5.8
Sweden	144	0.0	0.2	0.2	0.1	8.6	7.6	9.0	10.5	31.9	13.9	19.3	6.6
Switzerland	146	2.4	0.3	0.9	0.5	0.6	0.5	39.6	28.5	26.3	27.4	20.9	20.5
Taiwan Prov.of China	528	0.5	5.6	0.4	0.0	1.1	1.5	15.5	13.0	8.7	5.2	11.3	13.8
United Kingdom	112	45.0	81.8	75.9	77.2	49.9	85.0	68.9	62.7	66.0	73.1
United States	111	838.7	768.7	573.4	467.0	495.1	574.9	2,197.5	2,092.1	2,285.9	1,873.1	1,875.4	2,368.3
Emerg. & Dev. Economies	200	412.9	248.6	305.4	288.5	301.6	367.7	3,124.2	3,103.1	2,570.7	2,163.6	1,870.5	2,454.6
Emerg. & Dev. Asia	505	14.2	17.8	42.1	29.9	30.7	23.2	434.8	470.1	521.3	565.4	507.1	563.3
Bangladesh	513	0.0	0.0	1.4	1.4	0.5	1.3	1.2	1.5
Cambodia	522	0.0	0.0	0.0	0.1	0.1	0.1	0.1	0.0
China,P.R.: Mainland	924	11.6	14.8	38.1	28.6	28.4	18.3	308.1	332.9	394.1	409.0	309.7	337.1
Fiji	819	0.0	0.2	5.5
Guam	829	0.0	0.0	0.0	0.1	0.0
India	534	0.8	1.4	0.6	0.4	0.9	1.6	34.3	38.0	39.7	45.0	49.5	56.0
Indonesia	536	0.6	0.7	2.6	0.2	0.1	0.5	11.5	18.4	12.0	17.1	15.2	18.0
Malaysia	548	0.1	0.1	0.1	0.0	0.0	0.1	20.4	17.7	16.4	16.6	17.2	19.8
Maldives	556	0.0	0.0	0.0	e 0.9	e 0.7	e 0.0
Myanmar	518	0.0	0.0	0.4	0.0	0.0
Papua New Guinea	853	0.3	0.0
Philippines	566	0.2	0.2	0.0	0.1	0.0	0.0	0.7	0.5	0.5	0.4	0.2	0.3
Samoa	862	0.1
Sri Lanka	524	0.0	0.0	0.2	1.9	2.6	2.5	2.6	2.0	2.0
Thailand	578	0.5	0.4	0.1	0.2	0.8	2.2	47.5	45.1	47.8	52.1	100.6	104.2
Vietnam	582	0.2	0.0	0.3	0.4	0.3	0.2	7.8	6.8	7.7	7.9	11.4	13.1
Asia n.s.	598	13.2	11.3

Jamaica (343)

In Millions of U.S. Dollars

		Exports (FOB)						Imports (CIF)					
		2012	2013	2014	2015	2016	2017	2012	2013	2014	2015	2016	2017
Europe	170	150.9	91.6	109.7	131.4	111.4	106.0	58.6	54.0	60.6	38.9	37.3	71.3
Emerg. & Dev. Europe	903	38.6	6.0	0.3	0.2	1.3	13.9	58.3	53.9	60.4	38.7	37.2	71.2
Albania	914	e 0.0	e 0.0	e 0.0	0.0	0.1	0.2
Bulgaria	918	18.7	0.0	0.0	0.1	0.0	0.1	0.1	0.2	0.5	0.1	1.1
Faroe Islands	816	e 0.2	e 0.2	e 0.2	e 0.2	e 0.2	e 0.2	0.5	0.1	0.0	0.2
Gibraltar	823	13.1
Hungary	944	0.0	0.0	0.0	0.0	6.8	5.9	5.9	13.7	15.0	25.6
Montenegro	943	0.9	0.4	e 0.0	e 0.0
Poland	964	18.7	0.0	0.0	0.0	0.0	5.5	1.5	5.8	1.6	5.3	6.7
Romania	968	0.0	5.6	0.0	0.0	0.0	0.0	0.3	0.3	0.1	0.0
Turkey	186	0.1	0.2	0.1	0.0	1.0	0.1	45.3	46.3	48.2	22.5	16.7	37.4
CIS	901	112.2	85.6	109.4	131.1	110.1	92.1	0.2	0.1	0.1	0.2	0.1	0.1
Georgia	915	35.6	41.1	11.3	25.1	23.3	31.7	0.0	0.0
Moldova	921	e 0.2	e 0.3	e 0.2	e 0.1	e 0.2	e 0.2	0.0
Russian Federation	922	59.1	25.1	74.2	87.8	70.6	47.2	0.2	0.1	0.1	0.2	0.1	0.1
Tajikistan	923	e 17.3	e 19.1	e 23.7	e 16.6	e 15.9	e 13.0
Ukraine	926	0.0	0.0	1.5	0.0
Europe n.s.	884	0.1	0.0
Mid East, N Africa, Pak	440	70.0	10.0	5.0	24.4	0.5	50.9	4.5	3.9	8.0	6.5	5.9	7.0
Afghanistan, I.R. of	512	0.1	0.0	0.0
Egypt	469	0.0	0.0	0.0	0.0	0.0	0.3	0.2	0.5	0.5	0.6	1.1
Iran, I.R. of	429	0.3	0.1	0.0	0.1	0.0
Jordan	439	0.0	0.0	0.0	0.1	0.0
Lebanon	446	0.0	0.0	0.0	0.0	0.0	0.1
Mauritania	682	e 0.2	e 0.2	e 0.0	e 0.0	e 0.0	e 1.4
Morocco	686	0.0	0.0	0.1	0.1	0.0	0.0	0.1	0.2
Oman	449	0.0	0.1	0.0
Pakistan	564	0.0	0.0	0.0	0.0	0.0	0.0	2.0	1.4	1.8	1.6	1.8	2.7
Qatar	453	0.0	0.0	0.0	0.1	0.1	0.6	0.5	0.1	0.1
Saudi Arabia	456	0.0	0.0	0.1	0.1	0.0	0.0	0.0	0.0	0.0	0.1	0.1	0.1
United Arab Emirates	466	69.6	9.8	4.9	24.2	0.4	49.5	1.7	2.0	5.0	3.7	3.0	2.9
Sub-Saharan Africa	603	13.0	2.7	0.2	0.1	22.5	24.5	4.8	4.3	5.4	3.8	6.2	10.3
Angola	614	e 0.9	e 0.2	e 0.0	e 0.0	e 0.0
Benin	638	e 0.1	e 0.0	e 0.0	e 0.0	e 0.0
Cameroon	622	0.0	22.2	10.4	0.0	0.0	0.0
Côte d'Ivoire	662	0.1	0.0	0.0	0.2	0.2	0.0	0.1
Estonia	939	0.0	0.0	0.1	0.0	0.4	0.1	0.0	0.1
Ethiopia	644	0.0	0.0	0.0	0.5	0.1	0.0	0.1
Ghana	652	10.4	0.0	0.0	0.0	0.0	13.5	0.1	0.3	0.2	0.1	0.0	1.5
Guinea	656	0.0	0.2	0.0
Liberia	668	0.1	0.0	0.0	0.1	0.1
Mauritius	684	0.0	0.1	0.0
Nigeria	694	1.5	2.1	0.0	0.0	0.0	0.0	0.0	0.0	0.0	0.0	0.0
Senegal	722	0.0	0.3	0.0	0.0
South Africa	199	0.0	0.0	0.0	0.0	0.1	0.4	4.1	3.8	4.9	3.3	6.1	8.7
Zimbabwe	698	0.0	0.0	0.0	0.0	0.1	0.0	0.0
Western Hemisphere	205	164.9	126.6	148.4	102.7	136.5	163.1	2,621.4	2,570.7	1,975.4	1,549.1	1,314.0	1,802.7
Anguilla	312	0.2	0.3	0.2
Antigua and Barbuda	311	6.1	5.9	5.7	3.9	6.5	5.7	0.0	0.5	0.0	0.1	2.2	0.2
Argentina	213	0.0	0.1	10.1	12.6	5.7	4.9	5.2	7.6
Aruba	314	1.9	1.6	1.4	1.1	1.7	1.0	0.1	0.5	0.0	0.0	0.0	0.0
Bahamas, The	313	22.2	2.5	2.4	1.7	3.0	6.2	40.0	26.1	16.5	29.9	30.0	65.0
Barbados	316	23.5	10.2	9.3	7.1	12.7	15.0	21.6	51.6	21.1	15.8	27.3	34.8
Belize	339	5.4	5.8	7.0	3.0	5.6	4.9	18.7	20.3	16.1	13.2	12.7	14.3
Bermuda	319	2.4	2.1	2.5	2.1	2.7	3.0	1.4	0.6	0.4	0.1	9.4	93.6
Bolivia	218	0.1	0.0	0.0	0.0	0.0
Brazil	223	9.4	1.0	1.6	1.5	0.7	1.1	239.4	173.8	56.1	74.5	62.5	90.6
Chile	228	0.6	0.3	0.6	0.1	0.1	0.0	9.1	11.3	14.7	16.1	12.8	18.4
Colombia	233	1.1	0.5	1.2	1.3	1.7	0.2	54.5	48.5	46.2	104.1	177.6	433.9
Costa Rica	238	0.2	0.2	0.9	2.1	4.0	4.4	56.6	56.1	52.2	48.6	51.5	62.1

Jamaica (343)

In Millions of U.S. Dollars

		Exports (FOB)						Imports (CIF)					
		2012	2013	2014	2015	2016	2017	2012	2013	2014	2015	2016	2017
Curacao	354	2.0	2.4	1.7	1.3	2.1	2.5
Dominica	321	3.0	3.3	5.0	1.6	6.8	3.3	9.6	10.8	37.7	5.8	0.6	1.5
Dominican Republic	243	1.0	3.8	3.7	1.1	1.0	1.1	47.9	47.2	49.0	61.5	74.3	105.6
Ecuador	248	0.1	0.1	0.2	0.1	0.0	1.5	2.3	3.1	2.8	2.3	23.2	2.7
El Salvador	253	0.1	0.3	0.1	0.1	0.0	0.0	18.7	20.6	15.4	19.3	20.9	19.9
Grenada	328	2.9	3.1	2.3	1.6	2.5	2.4	0.4	0.5	0.8	0.2	0.5	0.2
Guatemala	258	0.2	0.2	0.1	0.0	0.1	0.0	30.5	27.6	23.5	28.4	36.3	39.3
Guyana	336	14.2	9.9	12.2	7.8	11.7	11.2	40.2	47.2	49.6	44.8	39.1	33.3
Haiti	263	5.8	3.8	1.9	1.2	4.3	2.3	0.0	0.0	0.2	0.3	0.6	1.5
Honduras	268	0.4	0.1	0.1	0.0	0.1	0.1	14.3	9.6	11.1	8.4	11.0	8.6
Mexico	273	3.0	3.0	0.7	2.3	3.7	17.1	263.3	274.4	194.2	130.3	195.2	200.0
Montserrat	351	0.3	0.4	0.2	0.0	0.0	0.0
Nicaragua	278	0.1	0.0	0.0	7.3	1.4	1.2	1.2	0.5	0.1
Panama	283	1.5	5.6	1.1	1.4	1.9	1.1	38.5	36.0	34.0	46.2	60.6	132.6
Paraguay	288	0.0	0.0	0.0	0.0	0.2	0.1	0.0
Peru	293	2.0	1.4	0.8	0.7	1.0	1.2	6.7	6.0	7.3	8.4	10.1	11.3
Sint Maarten	352	1.0	2.0	10.5	0.0	0.1	0.1
St. Kitts and Nevis	361	4.6	4.8	5.7	3.3	2.3	1.9	0.1	0.2	0.0	0.0
St. Lucia	362	7.0	7.6	7.6	5.3	10.1	9.9	2.3	3.3	2.1	1.6	1.5	4.4
St. Vincent & Grens.	364	2.3	1.9	2.3	1.2	3.1	1.8	0.9	0.3	0.1	0.2	0.1	0.0
Suriname	366	5.7	10.1	15.2	9.7	5.4	6.1	45.5	46.3	40.0	41.8	36.7	37.3
Trinidad and Tobago	369	19.7	16.9	17.4	12.1	22.5	21.4	690.2	746.1	596.2	474.4	345.1	276.5
Uruguay	298	0.0	0.0	0.0	0.0	1.6	1.7	2.1	2.1	2.1	2.2
Venezuela, Rep. Bol.	299	1.0	1.8	19.2	10.7	2.0	9.7	946.5	885.8	669.4	353.7	60.3	101.6
Western Hem. n.s.	399	17.4	18.7	20.3	15.0	13.8	16.6	3.0	1.0	9.4	9.7	1.8	1.1
Other Countries n.i.e	910	4.5	5.5	4.6	0.9	1.4	2.1	2.6	8.7	11.7	1.2	3.1	2.4
Cuba	928	4.4	4.6	3.6	0.9	1.4	2.1	1.1	2.3	2.1	1.2	3.1	2.4
Korea, Dem. People's Rep.	954	0.1	0.9	1.0	1.5	6.5	9.6
Countries & Areas n.s.	898	18.9	1.3	1.5	2.4	2.2	2.3	115.3	112.5	112.0	97.1	13.7	0.0
Memorandum Items													
Africa	605	13.2	2.9	0.2	0.1	22.5	25.9	4.9	4.4	5.4	3.9	6.4	10.5
Middle East	405	69.7	9.8	5.0	24.4	0.4	49.5	2.4	2.4	6.1	4.9	3.9	4.1
European Union	998	347.4	290.7	276.6	214.6	213.8	224.2	377.5	366.9	428.2	431.7	467.2	426.1
Export earnings: fuel	080	153.2	56.5	117.1	136.4	97.3	129.4	1,695.7	1,685.8	1,320.4	939.0	609.7	817.8
Export earnings: nonfuel	092	1,603.3	1,538.8	1,350.7	1,146.3	1,113.9	1,262.3	4,601.4	4,442.4	4,472.1	4,059.2	4,141.7	5,001.0

Japan (158)

In Millions of U.S. Dollars

		Exports (FOB)						Imports (CIF)					
		2012	2013	2014	2015	2016	2017	2012	2013	2014	2015	2016	2017
IFS World		798,619.8	714,613.0	690,202.0	624,787.0	644,898.8	698,168.4	886,036.3	832,342.7	812,207.3	647,982.1	607,601.5	671,258.5
World	001	798,619.8	714,613.0	690,213.5	624,800.7	644,932.6	698,072.8	886,036.3	832,342.7	812,221.9	647,989.5	606,870.7	671,183.3
Advanced Economies	110	429,894.7	392,997.1	379,807.2	352,597.7	370,584.0	396,901.4	318,123.9	292,990.4	288,416.9	253,705.4	251,626.9	276,043.0
Euro Area	163	60,895.9	54,255.9	54,223.2	48,933.7	53,319.1	56,229.2	67,965.3	64,097.9	62,981.9	57,405.9	60,563.5	62,563.2
Austria	122	953.3	924.6	929.3	1,034.5	1,020.2	1,160.8	1,839.4	1,726.2	1,797.4	1,551.0	1,689.1	1,596.6
Belgium	124	6,273.0	5,292.5	5,545.3	5,120.8	5,711.4	5,894.1	2,742.4	2,484.4	2,536.9	2,184.1	2,486.2	2,751.5
Cyprus	423	214.7	310.1	265.9	267.3	184.6	181.9	26.6	34.3	2.2	1.0	0.7	0.5
Estonia	939	202.0	292.8	113.8	95.8	119.1	130.5	262.8	135.1	102.2	101.2	95.1	98.1
Finland	172	669.7	529.3	454.6	357.9	365.0	396.4	1,414.7	1,442.4	1,568.3	1,432.7	1,394.3	1,653.1
France	132	6,699.3	6,290.4	5,945.0	5,262.0	6,247.9	6,279.9	12,842.1	11,672.2	11,454.6	9,480.0	10,243.9	10,400.7
Germany	134	20,798.0	18,931.0	19,101.9	16,234.9	17,654.1	18,946.3	24,719.8	23,776.8	24,119.1	20,276.4	22,035.5	23,426.1
Greece	174	145.1	152.2	164.9	212.4	213.3	240.3	130.5	184.1	114.5	109.4	104.2	96.4
Ireland	178	884.6	1,037.6	1,654.2	1,108.8	757.5	818.5	4,432.0	3,633.8	3,253.4	7,202.7	6,215.3	4,920.8
Italy	136	3,661.0	3,269.6	3,513.4	3,594.3	4,686.3	4,892.7	9,581.3	9,541.7	8,617.7	7,522.9	8,767.9	10,320.8
Latvia	941	61.4	51.7	49.6	52.7	50.9	67.6	109.5	68.2	59.1	59.6	86.2	71.5
Lithuania	946	47.3	64.0	68.6	52.5	54.3	55.8	190.9	117.8	103.3	359.5	537.3	559.2
Luxembourg	137	254.7	144.8	202.1	447.6	358.5	586.4	66.7	67.3	80.6	71.9	73.0	73.3
Malta	181	530.8	179.1	59.1	362.0	482.4	416.4	98.8	269.1	145.4	145.0	132.0	151.7
Netherlands	138	16,163.4	13,905.6	13,071.7	11,599.3	11,808.6	12,441.1	4,912.8	4,514.4	4,303.9	2,709.7	2,359.5	2,395.4
Portugal	182	345.2	337.5	367.2	382.5	366.1	427.8	490.5	367.6	332.1	328.5	284.3	311.1
Slovak Republic	936	467.4	360.7	325.2	265.1	256.5	199.3	226.2	268.3	230.2	145.0	226.3	217.4
Slovenia	961	78.7	92.1	90.2	98.8	119.9	126.5	58.7	67.7	66.8	64.8	142.6	175.4
Spain	184	2,446.2	2,090.0	2,301.4	2,384.6	2,862.5	2,966.8	3,819.6	3,726.5	4,094.1	3,660.4	3,690.2	3,343.6
Australia	193	18,418.6	16,953.3	14,212.6	12,843.9	14,169.2	16,014.2	56,508.9	50,970.1	48,127.3	34,817.4	30,409.5	38,984.9
Canada	156	10,265.0	8,697.8	7,979.5	7,740.6	8,178.6	9,597.0	12,697.8	11,974.5	11,263.1	9,164.3	9,179.6	10,951.1
China,P.R.: Hong Kong	532	41,050.6	37,347.7	38,085.2	34,999.3	33,637.0	35,444.4	1,524.0	1,606.3	1,658.7	1,877.4	1,953.2	1,826.8
China,P.R.: Macao	546	262.5	296.4	315.3	329.6	300.5	429.1	31.0	28.2	31.7	28.3	27.6	22.6
Czech Republic	935	1,614.6	1,428.7	1,129.0	1,061.9	1,235.7	1,409.5	738.5	793.8	775.6	683.5	767.2	854.0
Denmark	128	403.4	353.4	435.9	425.2	417.7	452.7	2,359.2	2,049.3	2,122.0	1,835.2	2,058.5	2,068.2
Iceland	176	34.7	32.4	39.3	52.8	67.6	85.6	167.1	162.1	159.6	154.2	161.4	173.0
Israel	436	1,429.0	1,100.5	1,106.4	1,168.0	2,001.8	1,924.6	1,178.8	1,523.9	1,734.5	1,507.3	1,291.9	1,128.9
Korea, Republic of	542	61,514.9	56,503.1	51,524.7	44,030.4	46,240.1	53,311.3	40,526.1	35,839.3	33,376.6	26,811.9	25,017.6	28,115.0
New Zealand	196	1,956.9	2,189.8	2,377.2	2,111.9	2,193.6	2,463.7	3,031.6	2,693.8	2,758.3	2,384.5	2,346.2	2,475.7
Norway	142	1,230.2	1,165.7	1,275.2	956.8	987.6	937.8	2,295.0	1,967.0	2,412.8	1,768.5	1,751.2	1,780.3
Singapore	576	23,289.7	20,962.4	20,998.6	19,867.2	19,804.9	22,649.5	8,763.3	7,460.1	7,889.0	7,902.1	7,470.1	8,523.0
Sweden	144	1,743.3	1,261.4	1,349.9	1,336.2	1,442.9	1,373.9	2,507.9	2,325.6	2,185.2	1,868.9	2,214.0	2,472.1
Switzerland	146	4,375.6	3,322.0	3,030.1	2,698.8	3,147.2	5,090.7	8,224.6	7,287.1	7,224.9	7,387.3	7,649.0	7,816.8
Taiwan Prov. of China	528	46,006.1	41,617.3	39,989.8	36,939.4	39,352.7	40,645.0	24,078.9	23,705.0	24,267.1	23,274.8	22,952.0	25,385.9
United Kingdom	112	13,350.2	11,111.0	11,164.2	10,729.9	13,659.2	13,767.6	7,295.1	6,567.3	6,391.8	6,511.5	6,511.1	7,066.1
United States	111	142,053.3	134,398.1	130,571.1	126,372.1	130,428.6	135,075.5	78,230.6	71,939.0	73,056.8	68,322.4	69,303.3	73,835.5
Emerg. & Dev. Economies	200	368,702.6	321,584.6	310,353.0	272,150.0	274,287.7	301,129.3	567,892.1	539,335.1	523,764.1	394,250.9	355,211.8	395,123.4
Emerg. & Dev. Asia	505	265,336.3	231,114.7	222,505.0	197,713.1	202,687.9	229,887.6	319,029.5	300,750.8	300,110.9	260,120.4	250,062.8	268,247.8
American Samoa	859	4.7	3.1	3.2	1.1	1.6	2.1	0.1	0.0	0.0	0.5	1.0	1.7
Bangladesh	513	982.2	872.8	1,164.8	1,372.5	1,578.0	1,742.0	719.0	888.8	936.1	1,081.2	1,215.2	1,167.7
Bhutan	514	7.4	6.2	17.3	15.4	10.8	6.1	2.2	2.2	0.7	0.2	1.0	1.4
Brunei Darussalam	516	187.6	151.8	106.8	120.5	83.1	84.9	5,992.4	4,764.1	4,018.3	2,347.2	1,738.6	1,688.4
Cambodia	522	234.3	209.7	254.0	302.0	306.9	358.1	404.5	582.1	771.3	968.5	1,205.1	1,255.8
China,P.R.: Mainland	924	144,202.6	129,052.2	126,346.8	109,215.8	113,877.2	132,817.0	188,495.4	180,784.7	180,888.5	160,598.4	156,560.6	164,354.2
Fiji	819	36.3	45.4	61.4	61.8	115.3	72.6	105.4	44.7	60.2	46.6	37.7	42.7
F.T. French Polynesia	887	16.4	17.0	14.1	13.4	19.1	19.1	98.4	100.0	96.8	86.7	84.2	93.9
F.T. New Caledonia	839	35.9	26.8	80.8	40.3	32.6	32.8	263.5	239.4	292.5	231.5	169.1	165.0
Guam	829	140.0	106.6	236.5	245.2	217.8	219.9	30.5	32.1	15.3	13.0	7.3	8.2
India	534	10,583.8	8,613.4	8,113.8	8,104.0	8,190.5	8,852.7	6,992.6	7,079.0	6,981.9	4,867.4	4,669.7	5,354.5
Indonesia	536	20,273.4	17,031.4	14,766.1	11,545.3	11,335.2	13,394.0	32,294.8	28,839.5	25,631.4	19,762.6	18,182.3	19,802.9
Kiribati	826	42.3	32.6	25.0	30.6	18.3	11.9	12.1	4.9	13.2	7.2	7.4	9.7
Lao People's Dem. Rep.	544	137.4	121.4	138.2	104.7	117.1	116.3	123.6	107.6	116.2	97.4	115.3	149.2
Malaysia	548	17,701.2	15,236.4	14,159.7	12,003.9	12,134.3	12,762.7	32,872.6	29,768.0	29,179.5	21,529.3	17,290.9	19,264.7
Maldives	556	10.2	12.5	13.5	17.8	17.2	20.2	5.0	7.4	15.9	10.5	4.9	5.0
Marshall Islands	867	1,251.3	12.5
Micronesia	868	25.0	6.4

Japan (158)

In Millions of U.S. Dollars

		Exports (FOB)						Imports (CIF)					
		2012	2013	2014	2015	2016	2017	2012	2013	2014	2015	2016	2017
Mongolia	948	345.0	299.3	327.3	251.8	278.1	357.3	25.6	19.3	17.0	54.0	17.6	38.1
Myanmar	518	1,258.6	1,055.9	1,184.9	1,066.0	1,033.5	880.7	673.5	756.8	857.5	864.9	935.4	1,062.8
Nauru	836	0.5	1.2	1.4	0.1	2.1	0.3	3.3	3.7	3.4	4.5	4.8	6.6
Nepal	558	46.3	27.2	34.4	43.7	45.7	32.9	15.6	15.3	15.4	15.9	13.2	10.9
Palau	565	10.3	24.9	18.6	15.8	28.9	20.7	23.6	16.3	13.9	6.8	2.3	17.1
Papua New Guinea	853	469.1	311.3	179.9	171.4	160.6	172.5	1,283.4	871.9	2,436.8	2,711.3	2,005.3	2,423.0
Philippines	566	11,854.5	9,681.2	9,868.4	9,485.9	10,358.2	11,130.5	9,352.8	9,211.2	10,205.0	8,878.6	9,053.8	9,725.8
Samoa	862	15.2	15.4	13.2	14.7	15.0	13.1	0.3	0.4	0.2	0.9	0.9	0.5
Solomon Islands	813	20.5	17.7	13.8	13.7	21.3	15.8	7.4	5.3	9.8	8.9	5.2	5.3
Sri Lanka	524	453.2	579.8	897.7	1,168.9	697.4	876.8	277.0	296.4	287.2	269.8	240.3	252.0
Thailand	578	43,695.5	35,985.2	31,367.3	27,985.1	27,413.7	29,437.4	23,646.1	22,025.3	21,744.5	20,421.8	20,143.5	22,722.3
Timor-Leste	537	9.1	4.8	9.5	4.9	5.1	5.4	93.0	7.3	18.5	7.7	1.0	1.5
Tonga	866	4.6	4.8	11.2	5.2	5.2	6.3	1.6	1.5	1.8	2.5	2.9	2.5
Tuvalu	869	16.0	33.0	14.0	18.4	15.7	17.3	12.6	4.9	2.8	2.0	2.0	2.1
Vanuatu	846	76.7	149.0	38.2	60.4	34.0	31.7	58.2	43.1	47.1	60.1	71.1	69.0
Vietnam	582	10,729.1	10,522.3	11,776.6	12,529.7	13,014.1	15,056.9	15,099.6	14,208.9	15,399.9	15,136.7	16,257.9	18,505.7
Asia n.s.	598	1,736.2	862.4	1,246.6	1,683.2	1,504.5	43.5	43.7	18.6	32.2	25.6	15.5	18.6
Europe	170	20,662.2	18,842.4	16,953.4	11,917.9	13,160.0	14,601.1	25,244.3	28,129.8	29,591.9	21,000.7	16,362.0	19,803.5
Emerg. & Dev. Europe	903	6,064.5	5,761.9	5,684.6	5,802.2	6,630.2	7,313.6	3,212.8	3,289.3	3,558.0	3,768.2	3,873.4	3,986.6
Albania	914	1.6	1.8	4.8	1.3	5.5	3.8	2.2	3.9	5.1	6.7	8.1	11.5
Bosnia and Herzegovina	963	1.7	6.4	2.3	7.6	4.1	4.6	4.6	5.5	6.1	6.8	6.8	7.6
Bulgaria	918	57.0	70.7	79.5	65.9	83.7	95.5	102.3	115.6	106.9	103.4	106.4	111.7
Croatia	960	31.5	32.0	35.0	34.1	39.3	41.0	91.9	62.8	70.4	65.0	57.1	76.3
Gibraltar	823	69.4	70.3	74.8	78.1	72.1	47.4	71.7	74.8	0.0	0.1	0.2	0.0
Hungary	944	1,370.6	1,315.3	1,259.6	1,445.3	1,458.5	1,508.3	903.5	861.1	1,019.5	1,245.6	1,234.3	1,149.1
Kosovo	967	4.6	0.7	0.4	0.1	0.4	0.3	0.0	2.6	0.0	0.1
Macedonia, FYR	962	5.2	4.3	9.0	8.6	10.2	6.5	12.8	14.1	14.5	10.5	6.7	5.9
Montenegro	943	4.9	4.2	8.8	5.2	4.9	21.4	2.1	4.1	3.2	3.4	2.7	1.4
Poland	964	1,708.5	1,608.5	1,715.4	1,652.9	1,695.9	2,009.9	967.1	1,021.9	1,136.7	1,064.2	1,152.3	1,152.3
Romania	968	366.2	309.5	333.8	325.9	388.1	397.9	431.9	508.0	494.1	433.9	480.5	571.8
Serbia, Republic of	942	29.1	12.7	25.5	16.0	15.6	13.0	47.8	18.7	41.1	198.3	256.3	267.9
Turkey	186	2,414.3	2,325.5	2,135.5	2,161.0	2,851.8	3,164.0	575.0	598.8	660.5	627.6	561.9	631.2
CIS	901	14,597.1	13,080.1	11,268.6	6,115.4	6,529.5	7,287.1	22,031.5	24,840.2	26,033.9	17,232.5	12,488.6	15,816.8
Armenia	911	21.1	10.9	11.2	9.0	19.4	19.5	1.7	3.3	9.2	10.5	12.3	10.4
Azerbaijan, Rep. of	912	192.3	95.8	117.8	73.3	97.8	81.8	23.8	1.0	1.3	1.2	3.3	4.1
Belarus	913	38.7	43.1	83.6	15.4	23.7	22.2	20.9	25.9	18.2	23.7	17.9	20.0
Georgia	915	330.0	369.8	383.2	135.5	177.0	191.0	8.6	5.7	10.0	10.5	9.3	13.3
Kazakhstan	916	542.6	699.2	672.7	240.7	193.2	274.1	582.6	641.7	743.0	806.9	582.7	1,258.2
Kyrgyz Republic	917	72.2	100.5	127.1	22.7	8.5	21.6	1.1	0.8	1.2	2.7	0.4	1.4
Moldova	921	2.5	9.1	23.8	13.5	4.2	2.3	13.1	7.6	13.6	14.5	15.0	16.7
Russian Federation	922	12,600.7	10,995.9	9,262.3	5,113.5	5,121.8	6,011.9	20,777.9	23,591.1	24,732.6	15,753.5	11,268.7	13,855.4
Tajikistan	923	7.4	1.3	14.2	5.3	3.7	5.9	10.8	1.1	1.4	2.2	1.2	1.5
Turkmenistan	925	120.7	56.0	60.7	26.9	405.8	81.5	0.0	0.0	0.1	0.1	0.1	0.1
Ukraine	926	571.5	576.5	344.0	206.4	312.8	454.5	485.0	461.8	475.1	604.0	575.1	631.4
Uzbekistan	927	97.7	122.0	168.1	253.3	161.6	120.7	106.0	100.0	28.3	2.7	2.6	4.5
Europe n.s.	884	0.5	0.4	0.2	0.3	0.2	0.4	0.3	0.0	0.0	0.0	0.0
Mid East, N Africa, Pak	440	31,817.8	28,258.4	31,113.7	28,753.2	25,697.3	22,874.9	171,804.8	162,639.5	151,237.7	79,621.5	59,801.7	73,737.8
Afghanistan, I.R. of	512	99.8	62.9	27.2	25.0	80.2	69.4	0.3	0.5	0.4	0.6	0.4	0.2
Algeria	612	619.4	592.5	388.3	248.5	216.3	145.1	438.8	894.7	1,606.3	924.4	319.9	304.0
Bahrain, Kingdom of	419	807.6	759.2	854.1	886.8	743.2	679.5	475.5	391.4	557.7	324.7	275.8	378.3
Djibouti	611	44.1	11.8	35.6	51.5	34.0	52.2	5.4	0.1	4.5	0.7	0.3	0.3
Egypt	469	1,748.9	1,211.8	1,416.8	1,283.8	1,143.0	836.8	1,219.2	711.1	298.1	150.9	138.8	132.0
Iran, I.R. of	429	654.6	169.9	253.4	287.8	584.3	878.0	7,961.7	6,935.7	6,186.6	3,246.6	3,360.4	3,562.5
Iraq	433	358.8	732.1	584.9	502.1	342.8	285.2	2,821.3	2,596.2	1,525.2	999.6	1,098.4	1,009.8
Jordan	439	281.5	298.4	486.8	576.1	633.7	547.0	59.4	73.3	52.7	30.2	36.0	47.6
Kuwait	443	1,876.4	1,877.5	1,891.0	1,864.4	1,697.0	1,424.8	15,227.5	13,439.1	12,385.8	6,413.8	4,239.0	5,910.9
Lebanon	446	226.3	273.4	363.3	469.2	564.1	638.9	22.3	36.7	31.2	15.9	27.0	21.8
Libya	672	115.4	336.7	182.4	61.1	20.9	14.3	246.5	426.4	32.8	4.6	12.3	11.6
Mauritania	682	40.6	45.3	26.3	10.4	11.6	21.7	214.0	148.3	101.3	130.9	128.7	177.9
Morocco	686	403.1	183.2	237.0	258.7	337.4	244.0	224.6	279.4	245.0	261.8	271.8	300.0

Japan (158)

In Millions of U.S. Dollars

		Exports (FOB)						Imports (CIF)					
		2012	2013	2014	2015	2016	2017	2012	2013	2014	2015	2016	2017
Oman	449	3,586.0	3,122.1	3,527.8	3,217.3	2,538.5	2,330.8	6,871.6	5,632.8	3,940.9	1,508.1	1,753.3	1,876.3
Pakistan	564	1,690.9	1,418.9	1,611.7	1,674.4	1,934.4	2,325.1	428.1	474.1	332.0	259.7	263.5	431.6
Qatar	453	1,503.7	1,313.2	1,543.5	1,546.8	1,533.4	1,189.8	35,861.5	36,992.8	33,543.8	16,342.9	10,855.4	10,982.9
Saudi Arabia	456	8,220.9	6,848.0	7,582.4	6,823.0	5,010.9	3,735.1	54,782.1	49,873.6	47,537.0	25,066.7	19,584.3	27,743.5
Somalia	726	0.2	1.0	3.1	5.4	3.6	3.8	0.0	0.1	0.2	1.5	8.4	11.2
Sudan	732	49.8	46.9	49.4	59.8	49.7	55.3	435.6	450.0	129.3	163.5	24.0	7.0
Syrian Arab Republic	463	113.8	7.4	10.2	9.2	22.8	16.6	2.7	1.9	1.3	0.8	0.9	0.5
Tunisia	744	112.1	87.7	92.9	81.3	87.8	84.3	141.2	132.8	151.2	123.3	97.0	93.1
United Arab Emirates	466	8,958.6	8,493.2	9,505.0	8,693.5	7,987.8	7,214.6	43,991.1	42,507.7	41,730.3	23,512.6	17,301.2	20,731.2
West Bank and Gaza	487	6.7	1.0	1.8	1.5	2.8	2.0	0.0	0.1	0.4	0.5	0.6	0.5
Yemen, Republic of	474	298.4	364.2	438.6	115.1	117.0	80.4	373.7	640.1	842.7	136.7	4.2	2.9
Middle East n.s.	489	0.1	0.1	0.3	0.1	0.1	0.5	0.6	1.0	0.4	0.2	0.0
Sub-Saharan Africa	603	9,752.7	8,894.2	7,997.9	6,477.3	5,765.3	6,016.7	18,332.5	16,102.9	14,298.8	9,780.0	6,284.6	7,295.0
Angola	614	257.8	284.8	305.6	83.1	32.1	30.9	383.4	390.4	535.2	269.9	20.0	259.0
Benin	638	15.4	11.0	16.0	9.2	10.7	8.6	1.7	5.6	3.1	1.0	1.2	0.5
Botswana	616	38.9	28.1	31.3	32.3	24.7	22.4	27.4	22.9	17.2	10.7	24.8	23.4
Burkina Faso	748	18.2	5.2	3.9	13.7	30.2	17.9	19.4	41.0	40.2	40.7	13.7	40.5
Burundi	618	8.9	4.7	6.4	5.1	5.1	4.9	0.3	0.9	0.7	1.3	1.1	0.8
Cabo Verde	624	9.0	2.8	2.5	4.1	5.2	5.4	0.1	0.0	0.0	0.1	0.1
Cameroon	622	28.5	27.6	33.5	26.1	27.1	23.3	5.0	31.5	4.0	5.8	4.5	4.1
Central African Rep.	626	1.6	0.8	0.8	6.0	2.8	2.2	1.1	2.9	2.1	1.5	1.6	0.7
Chad	628	2.7	3.0	2.4	8.8	8.4	3.9	37.2	182.2	306.9	251.5	64.9	0.1
Comoros	632	1.7	2.5	3.3	2.2	1.3	2.4	0.1	0.0	0.0	0.0	0.0	0.1
Congo, Dem. Rep. of	636	65.8	49.0	60.8	59.4	41.5	36.8	4.0	1.8	1.2	1.1	10.1	3.8
Congo, Republic of	634	20.7	19.8	15.8	10.7	13.1	3.6	1.6	1.6	1.1	1.6	24.2	1.6
Côte d'Ivoire	662	48.1	53.3	52.9	54.5	50.7	66.6	15.3	10.6	21.4	20.0	14.7	13.3
Equatorial Guinea	642	5.6	9.2	9.1	9.2	1.3	0.7	2,911.7	2,034.6	854.3	209.1	120.7	161.6
Eritrea	643	1.2	0.7	0.6	0.8	1.2	2.9	0.0	0.0	0.0	0.0
Eswatini, Kingdom of	734	5.9	5.8	7.4	9.7	11.0	11.3	0.9	2.0	0.6	0.3	0.6	0.8
Estonia	939	202.0	292.8	113.8	95.8	119.1	130.5	262.8	135.1	102.2	101.2	95.1	98.1
Ethiopia	644	131.0	108.1	109.7	126.2	103.8	113.7	61.7	91.2	103.3	87.0	77.3	110.8
Gabon	646	72.6	44.7	46.8	36.3	27.2	19.9	2,739.0	2,284.2	1,484.8	274.5	53.5	66.2
Gambia, The	648	12.9	1.0	3.3	1.0	1.6	4.5	0.0	0.0	0.0	0.1	0.0
Ghana	652	199.2	123.5	117.7	105.3	123.7	130.9	148.4	100.2	94.2	121.6	182.7	193.8
Guinea	656	34.1	28.2	31.3	11.3	7.5	6.9	0.5	0.2	0.3	0.1	1.1	1.4
Guinea-Bissau	654	0.2	0.2	2.5	0.2	1.8	1.5	0.0	0.6	0.6	0.0
Kenya	664	657.8	910.3	954.6	926.0	746.7	763.5	46.9	46.2	59.9	70.0	58.2	60.5
Lesotho	666	6.2	10.9	7.7	5.3	5.8	8.9	1.4	0.6	0.8	2.0	0.4	0.5
Liberia	668	2,298.3	1,799.6	1,064.9	874.3	1,090.5	808.0	0.0	0.8	0.6	0.0	0.2	0.8
Madagascar	674	10.2	13.3	16.7	14.8	12.5	14.4	20.6	93.1	132.5	137.3	100.9	161.4
Malawi	676	40.0	44.4	32.4	30.4	18.8	21.8	29.8	23.6	11.1	14.6	12.3	13.5
Mali	678	6.6	7.8	6.5	5.8	8.0	15.0	0.1	0.1	0.1	0.2	0.2	1.2
Mauritius	684	107.4	109.9	110.8	102.6	119.0	123.3	13.7	8.5	13.8	10.9	5.8	8.3
Mozambique	688	135.6	267.7	190.0	138.8	51.1	100.7	40.1	69.2	56.4	78.1	126.4	192.2
Namibia	728	20.4	34.0	37.4	25.9	28.0	21.7	12.8	11.4	13.9	11.7	8.8	8.2
Niger	692	9.5	5.3	3.1	19.4	7.5	5.3	0.5	0.7	0.4	0.3	0.6	0.3
Nigeria	694	626.2	645.5	716.3	358.5	326.0	321.1	4,765.7	3,549.1	4,484.0	2,830.5	849.2	785.0
Rwanda	714	20.3	20.4	14.9	11.2	6.3	11.7	2.5	2.3	1.8	3.8	7.7	5.5
São Tomé & Príncipe	716	2.2	1.3	1.3	1.3	1.2	1.4	0.1	0.0	0.0	0.1
Senegal	722	47.3	53.1	36.4	48.4	54.7	51.6	27.2	14.9	16.5	11.6	7.8	20.8
Seychelles	718	4.6	4.4	5.9	10.5	18.5	15.9	70.2	53.6	51.2	47.7	51.6	62.0
Sierra Leone	724	21.3	11.0	12.8	11.0	14.2	3.0	76.5	15.1	2.1	0.9	1.8	2.0
South Africa	199	4,066.4	3,460.3	3,240.9	2,690.8	2,232.7	2,516.3	6,415.1	6,732.7	5,684.6	4,942.8	4,212.1	4,764.6
South Sudan, Rep. of	733	11.6	15.1	11.0	13.7	0.2	1.1	144.7
Tanzania	738	300.5	285.6	303.1	275.1	220.8	310.9	212.4	197.3	234.8	235.2	166.9	118.6
Togo	742	50.3	45.2	32.1	33.5	43.0	29.5	0.1	0.1	0.1	3.4	4.0	3.0
Uganda	746	154.9	164.5	187.6	163.7	163.0	280.7	7.7	7.6	4.8	12.9	10.3	13.8
Zambia	754	146.8	128.6	109.9	73.4	48.0	50.9	49.5	50.8	39.6	46.2	24.6	178.9
Zimbabwe	698	28.5	42.0	37.9	28.0	16.8	18.5	31.1	16.7	16.6	17.0	13.5	7.8
Africa n.s.	799	0.0	0.0	0.0	0.1	0.1	4.9	4.6	2.1	4.5	4.2	3.8

Japan (158)

In Millions of U.S. Dollars

		Exports (FOB)						Imports (CIF)					
		2012	2013	2014	2015	2016	2017	2012	2013	2014	2015	2016	2017
Western Hemisphere	205	41,133.5	34,475.0	31,783.1	27,288.5	26,977.3	27,749.1	33,481.0	31,712.1	28,524.8	23,728.4	22,700.7	26,039.3
Anguilla	312	2.3	0.0
Antigua and Barbuda	311	5.9	9.1	10.4	12.9	17.4	12.2	0.1	0.1	0.0	0.1	0.0
Argentina	213	1,136.2	1,111.8	1,054.6	801.1	631.6	737.2	1,253.8	1,830.8	906.9	789.5	753.6	724.7
Bahamas, The	313	235.7	581.7	1,243.4	1,016.3	993.6	527.0	0.4	69.2	0.7	52.6	39.2	16.5
Barbados	316	27.1	27.2	24.4	25.9	36.8	92.2	0.2	0.2	0.1	0.1	0.1	0.1
Belize	339	7.6	5.1	3.2	5.0	10.9	10.2	21.7	14.2	8.2	4.9	7.2	8.2
Bermuda	319	3.8	3.4	3.2	57.0	266.9	10.1	0.0	0.0	0.0	0.0	0.0	0.5
Bolivia	218	232.4	225.9	274.9	220.5	170.7	132.6	280.7	332.9	334.9	246.6	268.1	332.7
Brazil	223	5,930.1	5,659.5	4,736.7	3,933.9	2,792.8	3,395.9	11,943.3	10,972.3	9,690.8	7,520.7	6,701.0	7,182.8
Chile	228	1,993.4	1,695.7	1,721.2	1,670.1	1,565.3	1,751.9	9,332.0	7,955.3	8,164.3	6,006.4	5,329.8	6,363.1
Colombia	233	1,501.7	1,224.2	1,370.4	966.6	948.7	1,003.9	452.1	439.7	805.9	969.5	639.4	877.7
Costa Rica	238	955.4	795.6	494.0	308.5	322.4	308.9	291.3	341.4	260.3	217.1	305.1	345.7
Dominica	321	197.5	168.7	213.3	237.9	272.1	171.5	94.2	94.8	73.2	79.1	89.0	49.6
Dominican Republic	243	5.4	3.8	3.4	4.8	5.6	98.2	1.1	0.9	1.1	0.6	0.7	44.9
Ecuador	248	655.7	529.8	534.7	424.5	250.9	393.8	1,204.6	1,088.7	1,156.8	779.1	510.6	741.9
El Salvador	253	108.9	121.2	105.9	98.8	131.5	129.9	43.5	40.0	20.1	26.2	21.9	19.4
Falkland Islands	323	0.0	0.0	0.1	0.1	0.1	0.0	0.9	0.5	0.2	0.7	0.3	1.0
Greenland	326	0.1	0.0	0.0	0.0	0.1	0.0	105.8	90.0	79.5	74.0	52.9	45.7
Grenada	328	2.8	2.9	4.4	8.0	9.8	7.6	0.1	0.0	0.0
Guatemala	258	246.1	238.2	221.1	245.0	277.2	233.0	225.1	237.2	188.0	241.1	219.9	189.2
Guyana	336	54.5	44.3	44.6	45.4	42.1	42.3	12.1	4.2	10.8	5.0	3.4	6.0
Haiti	263	54.5	43.0	46.4	41.5	37.9	51.8	3.0	3.4	2.4	2.9	4.1	3.0
Honduras	268	111.3	68.3	66.6	72.4	78.2	87.4	55.4	40.0	40.6	37.5	23.5	35.7
Jamaica	343	174.9	142.8	135.4	164.5	211.9	257.3	19.1	18.0	14.5	21.6	25.9	15.7
Mexico	273	10,571.7	9,687.5	10,618.5	10,472.0	10,682.1	11,271.4	4,401.0	4,218.7	4,288.5	4,747.8	5,742.7	5,776.4
Montserrat	351	0.5
Netherlands Antilles	353	30.5	21.2	20.2	23.0	25.0	32.2	1.6	84.9	0.2	0.6	0.5	28.6
Nicaragua	278	115.1	75.2	89.5	95.1	86.8	84.8	26.7	27.0	32.1	23.1	27.7	33.7
Panama	283	14,240.4	9,751.6	7,087.4	4,712.0	5,639.5	5,465.0	313.3	321.5	68.7	280.9	352.5	822.8
Paraguay	288	69.9	62.6	66.3	69.8	77.6	85.8	35.8	78.9	134.0	91.4	41.6	58.5
Peru	293	1,037.9	991.8	751.3	791.6	719.4	757.9	2,795.9	2,591.0	1,767.8	1,240.4	1,322.2	1,998.2
St. Kitts and Nevis	361	4.6	5.6	9.7	13.6	13.4	7.7	0.0	0.5	0.3	0.0	0.0	0.0
St. Lucia	362	8.3	6.1	6.6	9.9	12.5	13.0	0.0	0.0	0.0	0.0	0.1
St. Vincent & Grens.	364	2.2	2.5	2.9	4.8	6.5	4.7	0.0	0.0	0.0	2.0	4.9	3.1
Suriname	366	82.0	81.7	69.7	79.0	33.8	42.1	5.6	5.1	5.2	5.7	6.5	5.8
Trinidad and Tobago	369	190.8	227.0	206.2	225.8	156.0	202.9	187.7	234.8	110.1	56.1	72.8	104.5
Uruguay	298	103.6	117.9	84.2	77.7	56.3	63.2	98.8	77.4	72.2	60.5	58.8	49.0
Venezuela, Rep. Bol.	299	863.0	674.3	317.0	212.9	104.1	73.0	273.7	498.2	286.2	115.9	74.5	154.3
Western Hem. n.s.	399	172.3	67.6	141.1	140.5	290.0	187.5	0.4	0.3	0.3	28.5	0.3	0.3
Other Countries n.i.e	910	22.6	31.3	39.8	35.8	45.0	42.1	14.9	15.0	19.0	19.3	16.0	13.9
Cuba	928	22.6	31.3	39.8	35.8	45.0	42.1	14.9	15.0	19.0	19.3	16.0	13.9
Countries & Areas n.s.	898	13.4	17.1	15.9	5.4	2.2	21.9	13.9	15.9	3.0
Memorandum Items													
Africa	605	11,010.4	9,847.5	8,819.5	7,179.3	6,505.4	6,622.0	19,647.4	18,008.2	16,536.5	11,386.1	7,134.7	8,188.6
Middle East	405	28,757.7	25,808.1	28,642.1	26,338.1	22,942.3	19,874.0	169,916.7	160,259.5	148,667.5	77,755.0	58,687.7	72,412.5
European Union	998	81,541.2	71,746.3	71,725.7	66,011.1	73,740.1	77,285.5	83,362.8	78,403.2	77,284.2	71,217.1	75,145.1	78,084.7
Export earnings: fuel	080	45,093.8	40,515.6	40,791.3	32,396.7	28,737.6	26,704.7	209,903.4	200,372.4	189,763.0	103,401.6	75,096.4	92,806.3
Export earnings: nonfuel	092	753,526.0	674,097.4	649,422.1	592,404.0	616,195.0	671,368.1	676,132.9	631,970.3	622,459.0	544,587.9	531,774.3	578,377.0

Jordan (439)

In Millions of U.S. Dollars

		Exports (FOB)						Imports (CIF)					
		2012	2013	2014	2015	2016	2017	2012	2013	2014	2015	2016	2017
IFS World		7,934.3	7,896.3	8,376.0	7,849.1	7,509.0	7,491.5	20,691.2	21,750.6	22,950.1	20,015.7	19,479.5	20,406.5
World	001	8,084.1	6,764.9	7,267.3	6,757.0	5,416.0	6,299.3	20,791.1	22,049.7	22,914.3	20,466.2	16,715.5	20,316.5
Advanced Economies	110	1,662.1	1,588.6	1,802.7	1,791.8	1,680.1	1,941.7	6,602.9	8,316.0	8,043.5	8,122.2	6,567.8	8,203.3
Euro Area	163	195.9	148.0	206.8	123.8	106.2	139.4	2,874.3	3,810.8	3,316.2	3,373.2	2,987.6	3,447.3
Austria	122	4.3	1.4	1.2	1.3	1.3	1.2	82.7	77.5	81.5	77.6	62.7	79.1
Belgium	124	10.0	16.3	29.2	0.8	2.1	13.3	110.7	389.9	271.6	316.1	106.4	170.7
Cyprus	423	3.7	1.0	0.8	0.7	0.6	0.8	12.7	48.4	17.5	15.5	12.6	20.2
Estonia	939	0.0	0.0	0.1	0.4	0.5	2.5	3.9	2.8	3.1	2.8	5.5
Finland	172	0.1	0.0	0.0	0.0	0.0	0.1	53.7	312.6	49.6	49.9	32.3	49.8
France	132	6.4	8.7	11.5	6.6	5.6	9.3	374.2	381.4	449.8	384.0	389.0	395.4
Germany	134	13.3	5.5	22.9	9.7	12.7	16.3	810.2	842.3	899.1	944.1	803.1	900.4
Greece	174	22.6	15.0	10.5	4.6	5.3	11.9	22.2	43.5	45.1	40.6	45.6	48.4
Ireland	178	0.8	1.0	6.0	0.9	1.8	1.8	79.7	82.2	109.9	97.8	99.1	94.6
Italy	136	55.9	46.2	56.1	47.4	32.5	24.4	927.6	1,036.5	698.7	805.0	787.8	808.3
Latvia	941	0.0	0.0	0.0	0.0	0.0	0.0	5.5	3.1	2.5	2.2	2.4	2.3
Lithuania	946	0.2	0.1	0.1	0.1	0.1	0.1	1.3	16.2	2.8	2.2	2.1	4.1
Luxembourg	137	0.0	0.0	0.0	0.0	0.7	2.8	2.1	3.4	3.1	4.3
Malta	181	0.1	0.0	0.1	0.5	0.1	2.6	70.1	2.6	2.9	2.1	2.4
Netherlands	138	34.7	13.0	21.9	30.1	28.3	43.4	162.9	203.2	292.5	209.4	253.6	298.5
Portugal	182	8.7	2.5	1.5	2.4	7.9	7.9	20.6	50.9	33.2	33.1	32.8	52.4
Slovak Republic	936	2.5	2.2	1.9	1.1	1.0	1.7	4.8	6.7	8.2	8.5	11.8	21.2
Slovenia	961	0.2	0.1	0.7	1.8	0.9	6.8	7.7	9.2	8.3	8.1	7.6
Spain	184	32.5	34.8	42.1	15.7	5.8	6.6	193.0	232.1	337.5	369.5	330.1	482.1
Australia	193	14.7	8.3	19.8	13.5	10.7	4.5	207.3	241.0	198.8	219.6	134.7	130.0
Canada	156	14.5	33.3	47.8	54.0	54.9	61.1	62.7	80.1	60.3	52.1	47.1	60.2
China,P.R.: Hong Kong	532	2.6	3.5	6.8	10.1	9.4	15.3	11.4	12.8	10.1	8.8	9.4	10.3
Czech Republic	935	0.3	0.1	0.1	0.1	0.2	0.2	39.4	35.7	34.5	33.8	27.2	52.6
Denmark	128	0.8	0.4	0.7	0.9	1.0	1.3	57.7	73.9	180.9	118.0	59.4	66.2
Iceland	176	0.0	0.0	0.2	0.3	0.4	0.3	0.1	0.0
Israel	436	125.4	82.7	82.5	82.9	60.1	62.0	100.4	87.5	57.2	45.5	28.5	22.7
Japan	158	40.5	40.5	32.3	22.8	19.6	26.0	390.9	481.2	557.1	596.3	475.3	570.0
Korea, Republic of	542	20.1	17.4	25.5	20.3	10.3	15.6	572.2	553.6	763.8	692.1	541.7	558.0
New Zealand	196	0.7	0.1	8.2	0.2	0.4	0.3	66.8	63.2	82.5	74.8	54.5	74.2
Norway	142	0.0	2.6	2.0	0.3	0.3	0.6	15.2	8.1	8.0	8.1	17.0	57.4
Singapore	576	1.8	4.5	4.9	10.3	1.9	2.7	25.4	212.2	92.4	132.7	45.3	25.0
Sweden	144	1.1	1.4	1.6	2.5	2.7	3.2	114.6	136.0	94.3	88.6	52.8	85.8
Switzerland	146	29.6	8.8	0.6	3.2	2.4	1.8	155.9	516.7	534.8	663.7	271.4	248.0
Taiwan Prov.of China	528	47.3	19.3	23.4	10.5	13.0	17.2	273.8	363.1	374.3	474.3	345.4	436.0
United Kingdom	112	41.4	24.1	29.9	25.0	21.3	23.7	258.0	274.6	357.5	280.6	242.7	359.2
United States	111	1,125.4	1,193.7	1,309.8	1,411.3	1,365.7	1,566.9	1,376.8	1,365.2	1,320.5	1,260.1	1,227.8	2,000.3
Emerg. & Dev. Economies	200	5,446.5	4,948.4	5,254.0	4,755.3	3,506.3	4,034.7	14,058.8	13,630.6	14,762.9	12,188.3	10,036.8	12,009.4
Emerg. & Dev. Asia	505	1,291.3	978.5	1,052.3	1,047.7	709.4	862.7	3,256.2	4,011.2	4,404.0	3,949.4	3,320.4	3,907.5
Bangladesh	513	2.2	9.8	3.6	33.4	4.8	13.0	10.9	14.4	20.7	23.4	21.6	29.4
Brunei Darussalam	516	0.0	0.0	0.0	0.2	0.0	0.1	0.3	0.0	0.2
Cambodia	522	0.0	0.4	1.0	1.1	2.0	1.4	1.9
China,P.R.: Mainland	924	188.9	103.7	184.9	210.8	78.9	137.1	1,995.0	2,281.9	2,402.6	2,640.4	2,334.3	2,763.6
India	534	725.8	494.3	647.7	588.9	455.5	517.0	713.8	1,112.5	1,224.8	565.5	379.2	501.2
Indonesia	536	271.4	227.7	120.4	138.4	99.1	142.5	109.5	120.5	124.7	99.4	99.0	116.9
Malaysia	548	65.8	94.6	54.8	63.5	61.1	41.2	148.9	113.9	226.6	112.5	101.7	95.8
Mongolia	948	0.0	0.1	0.0	0.1	0.1	0.0
Myanmar	518	0.0	0.1	0.1	0.4	0.4	0.6	0.5	0.5	0.6
Nepal	558	0.2	0.0	0.2	0.3	0.8	0.7	0.0	0.0	0.0	0.0	0.1	0.1
Papua New Guinea	853	0.2	2.5	2.5	3.2
Philippines	566	11.0	11.2	7.5	6.1	4.2	5.0	6.3	5.3	6.4	5.8	5.4	5.8
Sri Lanka	524	2.3	0.3	0.4	0.7	0.4	0.4	27.0	29.6	35.3	35.6	28.6	37.7
Thailand	578	19.8	27.9	20.8	3.1	2.7	3.4	180.5	219.6	235.0	270.5	194.7	199.9
Vietnam	582	3.9	9.1	12.0	2.1	1.7	2.3	63.3	112.0	125.9	191.1	151.4	151.5
Europe	170	273.2	188.9	256.7	147.8	116.9	130.3	2,573.2	1,890.1	2,558.8	1,742.5	1,643.0	1,486.6
Emerg. & Dev. Europe	903	233.7	167.6	229.5	138.6	103.8	114.7	1,091.8	1,216.3	1,386.1	1,292.8	1,263.8	1,133.7
Albania	914	0.3	0.3	0.3	0.4	0.4	0.4	0.0	0.2	0.2	0.2	0.1	0.1

Jordan (439)

In Millions of U.S. Dollars

		Exports (FOB)						Imports (CIF)					
		2012	2013	2014	2015	2016	2017	2012	2013	2014	2015	2016	2017
Bosnia and Herzegovina	963	1.3	1.2	0.6	0.5	1.2	1.0	1.6	0.8	1.2	1.0	1.5	0.8
Bulgaria	918	79.2	55.8	55.3	16.5	11.8	4.1	19.2	42.3	21.4	24.0	22.5	23.3
Croatia	960	0.2	0.2	0.0	0.2	0.2	0.3	0.6	0.6	2.0	7.6	11.1	18.7
Hungary	944	6.7	5.3	3.2	0.8	0.5	1.1	43.4	47.7	34.4	34.9	38.1	36.2
Macedonia, FYR	962	0.0	0.0	0.0	0.2	0.3	0.4	0.3	0.4
Poland	964	0.5	0.2	0.3	0.2	0.3	0.7	57.8	75.6	74.5	108.8	84.5	97.1
Romania	968	13.2	6.1	7.0	1.2	6.1	1.4	167.8	290.5	401.3	356.8	557.0	273.8
Serbia, Republic of	942	22.4	7.8	12.9	2.3	3.2	1.6
Turkey	186	132.3	98.4	162.9	96.4	75.5	92.7	801.3	758.5	850.8	756.8	545.5	681.8
CIS	901	39.5	21.3	27.2	9.3	13.1	15.7	1,481.5	673.8	1,172.7	449.7	379.2	352.9
Armenia	911	0.1	0.5	1.9	0.1	0.2	0.1	0.0	0.0	0.0	0.0
Azerbaijan, Rep. of	912	2.2	2.2	1.8	0.5	1.3	2.3	0.0	0.2	0.0	0.0	0.0	0.2
Belarus	913	0.2	0.2	0.2	0.1	0.0	322.6	0.1	1.0	3.2	2.0	0.8
Georgia	915	0.7	0.1	0.0	0.1	0.3	0.1	3.6	2.0	9.4	19.7	1.4	0.1
Kazakhstan	916	0.4	0.6	0.6	0.5	0.2	0.4	18.1	15.4	0.1	0.1	0.1	0.8
Kyrgyz Republic	917	0.2	0.0	0.1	0.3	0.2	0.6	0.0	0.2	0.1	0.0
Moldova	921	0.3	0.5	0.9	0.7	1.0	1.2	0.2	0.1	1.3	0.6	3.3	3.5
Russian Federation	922	21.9	6.7	6.6	3.1	4.2	4.7	634.2	331.5	752.0	307.6	216.9	141.8
Tajikistan	923	0.1	0.1	0.1	0.1	0.1	0.2	0.0	0.0	0.0	0.4	0.0	0.0
Turkmenistan	925	0.5	0.0	0.1	0.0
Ukraine	926	13.7	10.4	14.6	3.3	4.9	5.6	502.6	324.3	407.7	118.0	155.0	203.0
Uzbekistan	927	0.1	0.1	0.2	0.3	0.2	0.4	0.0	0.1	0.9	0.1	0.5	2.6
Mid East, N Africa, Pak	440	3,752.1	3,649.7	3,784.0	3,490.0	2,634.3	2,960.6	7,483.0	6,866.8	6,956.0	5,432.0	3,922.2	5,028.4
Afghanistan, I.R. of	512	2.0	1.5	1.3	1.4	1.5	1.5	1.8	2.9	2.7	2.6	1.3	3.4
Algeria	612	131.7	138.3	117.2	88.5	98.1	92.0	5.5	3.8	7.3	43.2	64.5	188.5
Bahrain, Kingdom of	419	52.3	48.1	58.2	62.0	53.8	61.1	43.6	50.6	79.4	35.8	52.6	37.7
Djibouti	611	2.2	0.8	2.2	1.1	1.0	1.9	0.3	0.1	0.0	0.3	0.3
Egypt	469	131.9	118.3	112.2	94.6	67.1	89.3	789.4	704.5	550.2	490.2	435.5	472.9
Iran, I.R. of	429	10.6	12.4	18.7	27.6	16.6	19.9	15.9	20.5	17.2	158.1	110.8	101.4
Iraq	433	1,223.0	1,243.9	1,167.2	694.6	370.4	514.6	325.0	356.2	6.3	1.0	2.7	1.7
Kuwait	443	105.5	135.2	173.0	296.4	274.2	337.7	164.1	168.2	144.3	106.0	43.9	56.9
Lebanon	446	293.8	136.7	136.4	127.1	123.2	117.0	136.0	162.7	117.6	105.9	79.0	75.1
Libya	672	77.7	57.8	41.3	34.3	28.8	23.6	6.5	1.3	4.9	0.3	0.8	0.7
Mauritania	682	1.2	0.7	0.9	1.0	1.0	1.0	0.0	0.0	0.0	0.1	0.2
Morocco	686	12.4	9.1	12.3	20.1	6.6	7.9	17.3	20.2	21.4	24.7	23.3	24.5
Oman	449	43.6	51.3	62.9	70.6	66.3	73.4	26.9	31.0	27.6	35.8	47.8	24.3
Pakistan	564	13.7	13.6	22.8	18.6	18.6	20.5	55.4	69.7	50.6	39.7	34.3	35.7
Qatar	453	116.6	130.4	147.6	154.8	156.6	161.4	36.5	37.1	58.4	258.9	149.4	86.0
Saudi Arabia	456	771.8	917.9	998.4	1,108.9	771.2	805.1	4,886.9	4,014.6	4,460.2	3,061.1	1,969.1	2,754.9
Somalia	726	1.0	1.4	1.2	1.5	1.7	2.4	1.3	0.2	0.1	3.0	0.9	0.8
Sudan	732	64.7	76.0	70.1	91.6	59.3	94.2	42.2	47.3	47.5	51.0	33.6	33.5
Syrian Arab Republic	463	219.9	135.1	200.3	119.4	34.1	43.9	241.2	259.8	152.6	101.8	81.5	66.9
Tunisia	744	19.7	16.4	18.8	18.5	14.0	14.8	12.9	77.0	11.2	8.3	10.3	16.1
United Arab Emirates	466	315.4	270.8	283.6	321.1	305.4	286.6	589.8	732.7	1,093.2	843.0	739.7	993.8
West Bank and Gaza	487	98.9	79.4	80.3	101.9	117.9	139.4	51.8	49.8	56.2	54.3	38.0	51.6
Yemen, Republic of	474	42.7	54.6	57.3	34.2	46.8	51.4	32.7	56.5	47.2	7.3	2.9	1.6
Sub-Saharan Africa	603	110.8	109.6	139.3	63.5	36.3	65.4	73.6	86.4	102.9	293.2	413.5	573.0
Angola	614	0.2	0.4	2.3	1.1	0.6	2.0	0.0	26.7
Benin	638	0.1	0.2	0.1	0.1	0.2	0.2	0.0
Burkina Faso	748	0.0	0.0	0.1	0.1	0.1	0.1	0.1	0.1	0.0	0.1	0.0
Burundi	618	0.2	0.0	0.0	0.1	0.2
Cameroon	622	0.2	0.3	0.8	0.5	0.5	0.8	0.3	0.4	0.6	0.2	0.6	0.5
Chad	628	0.8	1.5	1.4	0.6	1.0	0.8
Congo, Dem. Rep. of	636	4.2	0.3	0.3	0.3	0.2	0.0	0.5	0.9	0.8	1.6	0.3	0.1
Congo, Republic of	634	0.0	0.1
Côte d'Ivoire	662	1.3	0.3	0.7	0.7	0.5	0.6	0.7	0.9	1.2	1.2	0.9	0.4
Eritrea	643	0.2	0.4	0.1	0.2	0.2	0.0	0.0
Estonia	939	0.0	0.0	0.1	0.4	0.5	2.5	3.9	2.8	3.1	2.8	5.5
Ethiopia	644	31.7	45.4	67.2	3.7	2.3	4.9	23.0	22.0	34.4	25.2	25.8	21.5
Gabon	646	0.2	0.3	0.2	0.1	0.0	0.2	0.1	0.1	0.0	0.1	0.0	0.0

Jordan (439)

In Millions of U.S. Dollars

		Exports (FOB)						Imports (CIF)					
		2012	2013	2014	2015	2016	2017	2012	2013	2014	2015	2016	2017
Ghana	652	2.8	1.7	1.9	1.7	1.5	2.3	0.8	1.6	1.6	0.6	0.7	1.2
Guinea	656	0.2	0.1	0.4	0.8	0.6	2.7	0.0	0.0	0.1	2.2	133.3	194.1
Guinea-Bissau	654	0.0	1.2
Kenya	664	8.5	7.7	8.0	4.6	3.0	2.6	2.9	2.7	1.4	8.2	10.5	16.5
Liberia	668	1.1	0.8	1.0	1.2	0.6	0.5	0.0	0.0	0.0
Madagascar	674	0.0	0.0	0.0	0.0	0.3	0.2	0.1	0.2	0.1	0.0
Malawi	676	0.0	0.0	0.5	2.1	1.7	1.4	0.8	3.6
Mali	678	0.0	0.1	0.1	0.2	0.7	0.1	0.0	0.0	0.1	0.0	0.0	0.0
Mauritius	684	1.9	2.1	1.2	0.6	0.5	0.9	0.0	0.0	0.0	0.1	0.0	0.0
Mozambique	688	12.6	8.7	9.6	5.6	5.6	10.1	0.2	0.1	0.6	0.1	0.3
Namibia	728	0.0	0.0	0.5	0.5	1.0	0.3	0.3	0.6
Niger	692	0.6	0.0	0.0	0.0	0.0	0.0	0.0	0.0	0.0	0.0	0.1
Nigeria	694	9.3	2.5	2.5	1.8	1.4	1.8	0.9	0.0	2.3	191.0	189.9	257.8
Rwanda	714	0.4	0.4	0.4	0.7	0.3	0.3
Senegal	722	0.0	0.0	0.2	0.5	0.9	0.8	0.2	0.2	0.2	0.3	0.2	0.1
Sierra Leone	724	0.2	0.1	0.1	0.2	0.2	0.1	0.0	0.0	0.0	0.0	0.1	0.1
South Africa	199	24.8	31.5	36.0	33.2	12.4	30.3	32.4	21.4	32.5	41.5	42.2	43.2
South Sudan, Rep. of	733	0.3	0.1
Tanzania	738	2.4	1.8	0.9	1.6	1.3	1.0	1.0	0.3	1.1	3.0	0.8	1.4
Togo	742	4.2	0.0	1.6	0.1	0.0	0.1
Uganda	746	1.8	2.5	1.9	3.1	1.7	1.7	2.1	1.6	2.2	2.0	1.9	2.5
Zambia	754	0.7	0.1	0.1	0.1	0.1	0.0	0.3
Zimbabwe	698	0.0	0.2	0.1	0.0	7.0	31.1	21.4	13.4	3.0	2.1
Western Hemisphere	205	19.1	21.7	21.7	6.3	9.4	15.7	672.8	776.1	741.2	771.2	737.8	1,013.9
Argentina	213	0.4	0.2	0.7	0.3	0.3	0.3	328.6	303.4	338.1	274.0	263.7	302.3
Aruba	314	0.0	2.3	4.9
Bolivia	218	0.1	0.1	0.2	0.2	0.1	0.1	0.0	0.0	0.0	0.0	0.1
Brazil	223	5.0	6.2	6.7	0.2	1.0	1.1	254.1	346.1	272.5	280.5	220.5	251.7
Chile	228	0.5	0.4	0.5	1.2	1.7	1.8	5.5	5.6	6.8	6.9	9.1	10.2
Colombia	233	1.2	1.0	1.8	0.0	0.1	0.3	17.0	18.1	8.6	20.5	29.5	36.9
Costa Rica	238	0.2	0.2	0.1	0.0	0.0	0.5	1.3	1.9	1.4	1.1	1.6
Dominican Republic	243	0.6	0.5	0.8	0.4	0.4	0.8	0.7	1.0	2.6	1.0	0.9	1.5
Ecuador	248	0.8	0.4	1.2	0.1	3.9	3.4	4.2	7.2	8.0	8.2
El Salvador	253	0.0	0.0	0.1	0.1	0.1	0.1	1.4	2.1	3.0	3.8	2.9	3.1
Guatemala	258	0.4	0.4	0.3	0.1	0.2	0.2	7.6	13.8	5.3	10.9	11.2	14.5
Haiti	263	0.5	0.1	0.3	0.1	0.2	0.1	0.2	0.0	0.0	0.1	0.0
Honduras	268	0.4	0.2	0.3	0.1	0.4	1.0	0.8	0.1	0.0	0.2	0.1	0.1
Jamaica	343	0.5	0.3	0.4	0.3	0.3	0.5	0.3	0.0	0.0	0.0	0.0	0.0
Mexico	273	5.6	8.7	4.1	1.4	3.2	5.7	30.5	41.1	54.3	117.6	166.8	315.5
Nicaragua	278	0.0	0.1	0.0	0.1	0.1	0.0	0.0	0.1	2.9
Panama	283	0.6	0.6	0.8	0.6	0.3	2.7	0.0	0.0	0.0	0.0	0.0	0.2
Paraguay	288	0.2	0.4	0.4	0.4	0.2	0.0	0.5	0.1	1.6	1.6	0.8
Peru	293	1.2	0.9	1.9	0.6	0.6	0.5	1.7	2.6	2.0	2.7	2.5	1.8
St. Vincent & Grens.	364	43.1
Uruguay	298	0.1	0.1	0.1	0.0	0.1	0.1	18.8	26.1	24.3	14.8	8.2	14.3
Venezuela, Rep. Bol.	299	0.9	0.9	0.7	0.2	0.0	0.0	1.1	10.9	17.3	27.9	9.0	0.2
Other Countries n.i.e	910	0.1	0.1	0.1	52.7	0.2	0.3
Cuba	928	0.1	0.1	0.1	52.7	0.2	0.3
Special Categories	899	197.9	227.9	210.5	209.9	229.6	125.8	64.6	102.9	107.8	102.8	110.7	56.1
Countries & Areas n.s.	898	777.6	197.0	64.6	0.1	0.0	47.5
Memorandum Items													
Africa	605	343.6	352.3	362.0	285.8	218.0	279.4	152.9	235.2	190.5	423.4	546.4	836.7
Middle East	405	3,503.6	3,391.9	3,537.3	3,247.6	2,432.5	2,724.3	7,346.5	6,645.5	6,815.1	5,259.5	3,753.6	4,725.4
European Union	998	339.3	241.6	305.0	171.2	150.5	175.3	3,632.8	4,787.7	4,516.9	4,426.2	4,082.8	4,460.2
Export earnings: fuel	080	2,928.7	3,077.2	3,144.9	2,901.4	2,197.6	2,439.8	6,809.2	5,852.2	6,730.4	5,105.1	3,637.8	4,720.4
Export earnings: nonfuel	092	5,155.4	3,687.8	4,122.4	3,855.6	3,218.4	3,859.5	13,981.9	16,197.6	16,183.9	15,361.1	13,077.7	15,596.2

Kazakhstan (916)

In Millions of U.S. Dollars

		Exports (FOB)						Imports (CIF)					
		2012	2013	2014	2015	2016	2017	2012	2013	2014	2015	2016	2017
IFS World		86,448.8	84,700.4	79,459.8	45,955.8	36,736.9	48,290.2	46,358.4	48,805.6	41,295.5	30,567.7	25,376.7	29,198.9
World	001	92,285.4	82,366.5	79,433.5	45,952.0	36,736.9	48,348.3	44,537.9	49,073.6	41,466.8	30,600.1	25,376.7	29,139.3
Advanced Economies	110	52,787.0	49,677.8	49,493.8	27,426.0	21,605.5	28,278.9	11,549.6	14,455.0	12,721.7	9,690.1	7,964.6	7,910.1
Euro Area	163	39,350.2	39,060.0	39,709.1	20,930.6	16,043.3	20,969.4	5,582.9	7,513.2	6,700.7	5,567.5	4,446.7	4,405.6
Austria	122	4,955.9	3,613.3	2,855.1	423.5	46.5	3.5	268.2	741.9	279.2	190.8	149.8	152.2
Belgium	124	132.0	127.5	254.5	101.6	137.0	158.0	201.7	237.2	217.5	164.9	163.2	128.4
Cyprus	423	228.3	9.6	1.4	0.2	6.5	31.0	3.7	4.5	2.5	2.7	0.5	2.1
Estonia	939	11.1	4.7	1.4	15.0	8.3	11.2	21.1	29.7	56.0	35.9	25.6	20.6
Finland	172	526.6	669.3	893.6	287.6	217.7	176.0	249.9	246.9	263.2	179.4	124.3	132.0
France	132	5,633.0	5,262.1	4,689.7	2,681.3	1,791.9	2,861.1	584.3	924.7	1,085.2	670.8	661.1	534.9
Germany	134	1,838.2	426.8	444.9	342.6	262.2	418.2	2,271.3	2,805.7	2,327.1	1,986.0	1,442.6	1,478.9
Greece	174	667.3	673.1	1,938.5	1,259.9	871.0	964.0	17.9	19.4	42.9	19.0	13.2	16.6
Ireland	178	60.1	0.0	2.5	0.8	0.0	0.4	124.5	150.1	182.8	180.5	139.2	119.3
Italy	136	15,465.7	15,223.1	16,051.6	8,136.3	7,481.7	8,670.2	960.4	995.5	1,062.3	1,174.5	835.7	945.0
Latvia	941	289.7	357.3	263.8	121.1	93.5	74.5	54.8	69.2	60.9	40.1	32.8	23.8
Lithuania	946	179.6	122.5	285.1	100.6	240.9	554.4	133.9	168.9	153.4	220.7	83.5	167.9
Luxembourg	137	0.0	0.0	0.0	0.0	0.1	7.2	9.2	13.5	11.4	18.3	3.8
Malta	181	0.0	6.6	591.7	253.5	216.8	1.3	1.1	1.0	0.7	0.1	0.3
Netherlands	138	7,479.4	9,729.3	8,726.1	4,981.0	3,255.8	4,748.2	280.4	361.4	310.9	312.2	281.5	283.4
Portugal	182	1,019.5	933.4	866.5	642.1	355.7	596.3	16.0	18.9	20.8	15.8	14.7	18.1
Slovak Republic	936	59.3	40.5	40.5	7.7	8.3	14.6	57.9	106.1	145.5	67.2	29.7	38.4
Slovenia	961	36.3	23.3	24.0	18.2	23.8	26.6	100.2	119.2	94.9	74.9	75.3	86.1
Spain	184	768.2	1,844.3	2,363.3	1,219.1	989.1	1,444.3	228.2	503.7	381.0	220.0	355.4	254.2
Australia	193	30.8	7.7	8.7	7.1	5.9	4.1	63.2	100.1	85.6	67.0	25.9	23.0
Canada	156	3,080.1	2,636.6	707.0	257.3	272.7	223.1	203.8	233.8	177.5	254.7	111.2	152.3
China,P.R.: Hong Kong	532	77.3	78.7	19.3	17.3	10.3	14.9	1.0	5.7	11.3	7.7	9.1	7.3
Czech Republic	935	96.1	87.6	96.0	90.7	65.8	77.3	248.9	330.3	357.6	181.1	186.4	190.0
Denmark	128	33.4	26.3	72.4	40.4	30.9	70.0	85.6	76.3	68.3	72.7	60.6	92.4
Iceland	176	0.0	0.0	0.0	1.5	3.1	4.3	2.9	2.7	2.4	4.3
Israel	436	1,535.7	818.3	1,479.6	219.1	235.6	130.7	113.0	115.3	142.2	86.9	66.1	47.7
Japan	158	1,146.4	575.8	741.2	858.6	558.8	886.5	904.9	959.3	923.9	584.5	552.9	413.4
Korea, Republic of	542	300.1	128.6	872.6	769.9	223.5	1,128.2	956.7	1,250.3	1,076.5	607.0	453.0	567.4
New Zealand	196	0.0	0.3	0.0	0.0	0.0	0.1	2.3	6.1	2.1	1.5	6.6	3.0
Norway	142	8.3	5.1	2.4	1.9	8.1	6.6	45.7	45.1	49.3	31.5	51.4	46.0
San Marino	135	1.7	1.0	1.1
Singapore	576	1.7	55.5	102.4	122.8	54.2	86.5	84.5	293.8	92.0	66.3	37.2	37.1
Sweden	144	24.3	39.4	94.3	187.8	145.5	190.8	257.5	219.7	218.0	107.5	165.5	122.9
Switzerland	146	4,965.2	4,258.5	4,540.4	2,659.3	2,442.8	3,100.7	216.2	190.0	183.2	129.5	110.1	139.3
Taiwan Prov.of China	528	0.9	2.5	3.9	2.3	2.6	81.2	113.0	45.8	33.0	28.9	50.0
United Kingdom	112	1,694.6	1,502.4	632.2	828.8	892.6	923.8	579.0	606.7	585.1	402.8	372.5	353.9
United States	111	441.9	394.4	412.1	434.4	613.0	462.2	2,120.0	2,392.1	1,999.7	1,484.3	1,277.1	1,253.3
Emerg. & Dev. Economies	200	39,498.0	32,688.7	29,939.7	18,524.5	15,131.4	20,069.4	32,987.5	34,618.1	28,723.9	20,900.9	17,402.1	21,204.7
Emerg. & Dev. Asia	505	16,768.7	14,703.5	10,964.4	5,787.4	4,898.1	6,897.4	8,278.2	9,157.8	8,330.6	5,838.5	4,294.7	5,492.7
American Samoa	859	0.2	0.0	0.0	0.1
Bangladesh	513	0.0	1.7	0.1	0.1	1.2	1.2	23.6	33.6	42.0	45.1	36.0	45.8
Brunei Darussalam	516	0.0	0.0	0.2	0.0	0.0	0.0	0.0	0.0	0.0
Cambodia	522	0.0	0.0	0.0	3.6	4.1	5.9	5.0	4.3	4.8
China,P.R.: Mainland	924	16,484.4	14,168.5	9,814.9	5,480.1	4,228.4	5,773.4	7,497.7	8,192.6	7,439.7	5,087.8	3,668.0	4,692.0
India	534	190.7	331.8	1,083.3	220.1	411.1	733.3	334.5	345.2	264.9	241.8	203.9	212.4
Indonesia	536	19.9	130.3	4.1	18.9	1.2	4.3	37.3	40.1	35.8	31.0	18.2	43.2
Lao People's Dem.Rep	544	0.0	0.1	0.1	0.1	0.1	0.1	0.4
Malaysia	548	1.3	2.2	0.5	0.7	0.1	13.2	106.0	120.6	104.9	96.3	82.8	110.2
Mongolia	948	52.8	62.8	58.3	53.5	77.1	72.5	1.9	0.8	0.6	1.1	0.9	2.3
Myanmar	518	0.0	0.0	0.4	0.3	0.3	0.2	0.4	1.4
Nauru	836	0.0	0.0	0.1	0.2	0.1	0.0
Nepal	558	0.0	0.0	0.0	0.0	0.0	0.1	0.1	0.0	0.0	0.0	0.1
Papua New Guinea	853	0.3	0.0	0.0	0.0	0.0	0.0	0.0	0.0	0.0
Philippines	566	0.0	0.0	0.0	0.0	0.0	19.0	17.6	19.3	18.0	10.5	9.9	13.9
Sri Lanka	524	0.1	0.6	0.8	4.0	5.1	8.9	8.1	7.2	6.2	4.9	5.6
Thailand	578	11.6	2.5	0.7	2.7	7.4	1.2	130.4	160.7	139.7	73.3	66.3	92.1

Kazakhstan (916)

In Millions of U.S. Dollars

		Exports (FOB)						Imports (CIF)					
		2012	2013	2014	2015	2016	2017	2012	2013	2014	2015	2016	2017
Vietnam	582	5.3	1.4	1.7	10.4	167.5	274.2	115.9	231.9	271.2	195.5	198.8	268.4
Asia n.s.	598	2.2	2.0	0.0	0.4	0.0	44.3	0.0	0.0
Europe	170	21,190.5	16,960.1	17,439.4	11,604.7	8,716.3	11,331.0	23,791.6	24,414.2	19,451.5	14,422.5	12,494.5	15,056.9
Emerg. & Dev. Europe	903	8,524.9	6,056.1	6,397.4	3,674.0	2,369.3	3,196.1	1,550.2	1,725.3	1,820.8	1,321.5	1,109.1	1,332.3
Albania	914	7.9	0.5	1.2	2.1	0.2	0.4	0.8	0.6	0.4	0.5
Bosnia and Herzegovina	963	0.0	0.2	1.0	0.8	1.1	0.8	0.8	0.5
Bulgaria	918	359.1	98.5	39.1	80.0	87.5	204.0	47.0	64.9	56.4	32.8	22.2	32.5
Croatia	960	140.7	350.8	232.8	134.8	31.9	304.1	17.8	16.1	17.8	11.1	6.6	12.9
Faroe Islands	816	0.1	0.2	0.0	0.1	0.4
Gibraltar	823	50.5	0.0	0.1	0.0
Hungary	944	114.5	63.0	53.5	19.7	14.3	39.2	143.7	141.2	137.4	86.6	98.9	117.2
Macedonia, FYR	962	0.0	0.1	0.3	0.1	2.0	1.8	3.2	1.9	3.5	2.6
Montenegro	943	0.0	3.7	10.3	0.0	2.0	0.0	0.4	1.3
Poland	964	1,632.6	679.6	595.7	789.2	528.7	575.2	470.4	492.1	431.0	340.5	254.4	326.9
Romania	968	3,033.8	2,263.9	3,153.0	1,343.4	842.7	925.6	63.5	89.0	120.3	76.7	78.5	66.7
Serbia, Republic of	942	7.4	4.5	0.4	27.6	1.2	0.5	18.3	18.2	20.1	28.4	25.1	41.4
Turkey	186	3,229.0	2,595.1	2,272.5	1,275.6	851.0	1,145.2	786.1	900.6	1,030.7	741.9	618.3	729.4
CIS	901	12,665.5	10,904.1	11,042.0	7,930.7	6,347.0	8,134.9	22,241.4	22,688.9	17,630.7	13,101.0	11,385.3	13,724.6
Armenia	911	0.5	0.8	0.4	0.7	0.6	1.9	3.2	6.9	7.8	4.3	4.8	4.6
Azerbaijan, Rep. of	912	349.1	361.2	223.8	109.8	106.5	105.9	41.6	73.1	32.8	15.7	30.2	33.7
Belarus	913	90.4	58.3	61.2	53.4	47.2	91.8	675.5	698.3	773.8	488.0	339.0	502.1
Georgia	915	109.7	62.8	43.9	23.8	19.4	38.4	49.6	72.4	72.1	39.0	21.7	25.7
Kyrgyz Republic	917	725.9	672.3	705.3	517.7	437.2	490.3	333.0	329.1	352.2	182.0	231.4	247.7
Moldova	921	48.0	43.2	47.7	28.8	18.1	29.0	40.6	36.6	47.5	60.7	13.7	14.4
Russian Federation	922	6,747.2	5,875.3	6,388.5	4,547.5	3,445.2	4,479.3	17,110.5	17,971.8	13,807.7	10,529.3	9,288.3	11,336.5
Tajikistan	923	536.5	492.6	519.0	418.5	371.9	458.7	68.2	72.1	181.3	164.9	218.4	318.7
Turkmenistan	925	165.6	175.4	353.9	114.5	69.1	55.1	179.0	217.6	121.3	63.7	214.4	44.2
Ukraine	926	2,549.0	2,035.5	1,615.6	1,173.7	906.7	1,138.5	2,922.9	2,248.4	1,213.9	827.8	435.6	462.0
Uzbekistan	927	1,343.7	1,126.6	1,082.8	942.3	925.2	1,245.8	817.2	962.6	1,020.3	725.7	587.8	735.0
Mid East, N Africa, Pak	440	1,413.8	965.0	1,457.7	1,044.4	1,473.4	1,792.2	241.1	277.9	280.7	234.5	175.4	251.1
Afghanistan, I.R. of	512	320.9	248.6	333.5	372.4	486.3	562.9	0.6	2.8	3.2	2.0	2.5	2.0
Algeria	612	0.5	0.0	0.1	0.0	0.5	82.1	0.0	0.0	0.0	0.0	0.0	0.1
Bahrain, Kingdom of	419	0.1	0.0	0.0	0.2	1.4	1.5	1.5	0.8	0.9	2.1
Egypt	469	45.5	9.4	15.4	13.8	38.3	11.7	45.3	42.9	46.6	35.3	17.0	50.7
Iran, I.R. of	429	626.9	538.9	893.2	565.8	550.5	484.7	51.2	81.6	95.6	69.8	45.7	67.9
Iraq	433	3.5	34.1	6.7	9.7	5.1	2.9	0.0	0.0	0.0	0.0
Jordan	439	11.1	9.7	15.4	0.0	0.0	0.0	1.0	0.6	0.9	0.8	0.3	0.6
Kuwait	443	0.5	0.4	0.2	0.3	0.1	1.4	0.0	0.1	0.0	0.0	0.0
Lebanon	446	6.9	5.1	4.1	1.9	8.9	2.9	0.9	1.8	1.1	0.5	0.4	0.4
Libya	672	3.3	0.0	1.7	0.0	0.0	0.0	0.0	0.1
Mauritania	682	0.0	0.0	0.6	0.3	0.3	0.2	0.0
Morocco	686	77.2	72.9	74.5	25.7	23.4	51.4	10.1	13.1	13.5	10.2	7.2	8.3
Oman	449	0.3	0.5	0.6	0.3	0.3	0.9	17.1	4.0	0.2	0.0	0.1	0.1
Pakistan	564	15.3	4.5	2.9	1.5	2.7	5.5	21.0	39.8	30.8	32.9	23.0	22.9
Qatar	453	0.8	0.2	0.1	0.0	1.0	0.1	0.8	0.7	0.3	0.4	0.1	0.0
Saudi Arabia	456	3.6	2.2	1.6	5.4	39.2	15.8	17.5	26.9	11.8	10.9	5.0	7.4
Somalia	726	4.3	0.7	0.1	0.0	0.0	0.0	0.0	0.1
Sudan	732	82.9	14.5	0.9	0.9	1.3	0.0	0.2	0.0
Syrian Arab Republic	463	4.2	0.8	0.3	2.3	0.5	0.0	0.0	0.1	0.3
Tunisia	744	8.0	6.6	8.6	0.6	9.8	10.0	5.1	4.9	4.9	3.6	4.1	3.8
United Arab Emirates	466	122.3	31.7	83.8	42.5	305.2	558.8	64.7	56.3	69.5	67.1	69.0	84.3
West Bank and Gaza	487	0.1	0.0	0.0	0.0	0.0	0.1
Yemen, Republic of	474	79.9	0.2	0.2	0.0	0.0	0.0	0.0
Sub-Saharan Africa	603	10.4	17.9	7.4	19.6	14.4	12.6	150.2	190.9	149.2	102.2	133.3	122.0
Angola	614	0.1	0.3	1.4	0.0	0.0	0.1	0.0	0.3
Benin	638	1.7	2.5	3.1	0.0	0.1	0.1	0.0
Burundi	618	0.0	0.0	0.0	0.0	1.8	0.0	0.0
Cameroon	622	0.0	0.0	0.0	0.0	0.1	0.0	0.0	0.0	0.0	0.0
Chad	628	0.2	0.2	0.0	0.0	0.0	0.0
Congo, Dem. Rep. of	636	0.0	0.1	0.0	15.3	10.5	4.2	6.7	10.8	0.9

Kazakhstan (916)

In Millions of U.S. Dollars

		Exports (FOB)						Imports (CIF)					
		2012	2013	2014	2015	2016	2017	2012	2013	2014	2015	2016	2017
Congo, Republic of	634	0.0	0.6	0.3	0.2	0.2	0.1	0.0
Côte d'Ivoire	662	0.2	0.0	0.1	0.0	0.2	1.0	0.5	0.7	2.0	2.7	2.5
Equatorial Guinea	642	0.2	0.0	0.0	0.0	0.0
Eritrea	643	0.1
Estonia	939	11.1	4.7	1.4	15.0	8.3	11.2	21.1	29.7	56.0	35.9	25.6	20.6
Ethiopia	644	0.0	0.4	0.0	0.1	0.1	0.1	0.0	0.1
Gabon	646	0.0	0.2	0.3	0.2	0.0	0.0	0.0	0.0	0.0	0.0
Ghana	652	0.6	0.6	0.0	0.9	0.0	26.3	35.0	38.3	15.7	28.6	22.0
Kenya	664	0.2	0.0	0.0	1.3	0.0	57.2	73.5	55.7	44.3	46.9	54.3
Madagascar	674	3.2	4.8	0.3	0.4	0.5	0.4	0.7	0.4
Malawi	676	0.0	1.3	1.8	3.8	1.2	1.4	1.7
Mali	678	0.3	0.4	0.1	0.0	0.0	0.0
Mauritius	684	0.6	0.8	1.1	0.5	0.4	0.3
Mozambique	688	0.1	0.1	0.1	0.0	0.0	2.3	2.6	1.3	0.8	1.3	0.5
Namibia	728	7.0	7.9	1.5	1.7	0.3	0.0	0.0	0.0	0.0	0.0	0.0
Nigeria	694	1.1	0.3	0.1	1.1	0.0	0.1	0.0	0.0	0.0	0.0	0.0	0.6
Rwanda	714	13.9	41.1	5.9	7.1	2.7	2.6
Senegal	722	5.1	0.0	9.4	5.7	2.4	0.0	0.0	0.0	0.0	0.0	0.0
Seychelles	718	0.1	0.0	0.2	0.2	0.1	0.2	0.1	0.0
Sierra Leone	724	0.0	0.1	0.1	0.0	0.0	0.0	0.0
South Africa	199	0.1	1.6	0.2	3.0	6.7	24.2	15.9	32.1	18.8	32.9	32.7
Tanzania	738	0.0	0.1	0.0	0.0	0.0	3.0	6.6	3.4	1.8	2.5	2.3
Uganda	746	1.0	0.0	0.0	0.0	0.0	0.0	0.1	0.1	0.1
Zambia	754	0.3	0.2	0.1	0.2	0.8	0.3
Zimbabwe	698	0.6	3.7	1.0	1.2	0.4	1.1	0.7
Western Hemisphere	205	114.5	42.2	70.7	68.4	29.2	36.3	526.3	577.3	511.9	303.3	304.3	282.0
Argentina	213	0.2	0.1	3.5	5.1	1.7	7.6	42.3	40.9	25.9	18.5	10.6	31.0
Bahamas, The	313	0.0	0.1	0.0	0.0	0.0	0.0
Barbados	316	0.4	0.1	0.0	0.0	0.0	0.0
Belize	339	0.2	0.3	0.2	0.0	0.0	0.0	0.0	0.0
Bermuda	319	4.5	0.0	0.0	0.0	0.0	0.0	4.9
Bolivia	218	0.3	0.2	0.0	0.0	0.0	0.1	1.4	0.5	0.5	1.1	0.2	0.1
Brazil	223	70.9	35.5	61.6	58.9	25.8	23.7	297.9	330.6	256.0	127.7	156.1	111.5
Chile	228	0.8	0.0	23.4	13.4	9.9	12.4	6.0	7.1
Colombia	233	0.1	0.2	0.1	0.5	0.0	0.1	3.2	6.3	5.4	4.8	4.0	3.3
Costa Rica	238	0.0	9.0	5.6	3.7	4.4	0.8	1.0
Dominican Republic	243	0.0	0.0	0.2	2.1	0.4	0.6	0.6	0.5	0.7	0.5
Ecuador	248	0.0	0.0	0.0	0.1	0.3	0.1	30.1	38.9	36.2	32.8	32.8	25.8
El Salvador	253	0.1	0.0	0.0	0.0	0.0	0.0
Guatemala	258	0.1	0.1	40.9	16.6	22.8	20.5
Honduras	268	0.0	0.1	0.0	0.1	0.0	0.0
Mexico	273	0.0	0.2	0.8	0.3	0.7	1.7	96.4	121.3	120.1	71.2	65.4	65.9
Nicaragua	278	0.0	0.1	0.0	0.0	0.0	0.0
Panama	283	0.2	0.1	0.0	0.0	0.1	0.3	0.4	0.4	0.2	0.0	0.0
Paraguay	288	6.7	6.0	5.2	6.0	2.0	1.7
Peru	293	0.0	0.0	0.1	0.0	1.7	4.9	4.0	3.7	2.3	6.5
Suriname	366	0.0	0.1	0.0	0.0	0.0
Trinidad and Tobago	369	32.3	0.3	0.0	0.0	0.0	0.0	0.0	0.0	0.1	0.0	0.2
Uruguay	298	0.0	0.0	12.3	6.5	2.4	2.7	0.6	1.7
Venezuela, Rep. Bol.	299	0.0	0.0	0.0	2.7	0.1	0.5	0.0	0.0	0.0	0.0	0.0	0.0
Western Hem. n.s.	399	10.3	5.3	0.0	0.3	0.2	0.0	0.7	0.3	0.4	0.1	0.2
Other Countries n.i.e	910	0.5	1.5	0.0	0.0	0.8	0.5	21.2	9.1	10.0	24.5
Cuba	928	0.0	0.0	0.6	0.2	15.7	8.6	9.8	23.9
Korea, Dem. People's Rep.	954	0.5	1.5	0.3	0.3	5.5	0.5	0.2	0.6
Memorandum Items													
Africa	605	179.1	97.3	105.1	50.3	49.8	157.0	167.4	209.3	168.2	116.3	144.5	134.3
Middle East	405	908.9	632.4	1,023.6	639.8	949.0	1,079.4	202.3	216.8	227.8	185.6	138.6	213.9
European Union	998	46,479.3	44,171.7	44,678.0	24,445.4	18,683.3	24,279.2	7,496.5	9,549.4	8,692.5	6,879.4	5,692.2	5,721.1
Export earnings: fuel	080	8,137.9	7,022.4	7,956.7	5,400.8	4,523.3	5,788.2	17,518.6	18,479.3	14,183.3	10,796.7	9,690.9	11,606.2
Export earnings: nonfuel	092	84,147.5	75,344.1	71,476.8	40,551.2	32,213.6	42,560.1	27,019.3	30,594.3	27,283.5	19,803.4	15,685.8	17,533.1

Kenya (664)

In Millions of U.S. Dollars

		Exports (FOB)						Imports (CIF)					
		2012	2013	2014	2015	2016	2017	2012	2013	2014	2015	2016	2017
IFS World		6,098.7	5,883.5	6,046.1	5,907.6	5,694.9	16,289.8	16,358.3	18,396.7	16,096.3	14,107.1
World	001	5,794.3	5,567.9	5,948.2	5,907.6	5,694.8	5,747.0	16,027.4	16,098.9	18,393.1	16,096.4	14,101.2	16,687.4
Advanced Economies	110	1,756.5	1,751.3	2,079.6	2,044.1	1,861.0	1,940.4	4,853.5	5,035.2	5,558.1	4,821.4	3,919.6	4,002.9
Euro Area	163	727.7	714.1	851.3	833.3	762.5	777.8	1,633.8	1,575.0	2,251.3	2,006.1	1,518.4	1,471.8
Austria	122	4.3	0.9	1.1	1.1	1.1	0.9	35.0	21.1	73.7	68.3	26.7	22.7
Belgium	124	61.5	70.7	59.6	56.8	53.1	58.3	127.1	149.4	114.9	97.0	133.0	148.6
Cyprus	423	2.1	2.1	5.9	6.0	2.1	2.3	1.8	1.6	1.7	1.4	2.5	1.3
Estonia	939	0.0	0.2	1.5	0.1	0.0	1.6	1.8	45.3	41.8	9.9	2.0
Finland	172	17.2	12.7	13.9	13.5	13.9	10.0	26.2	41.9	35.9	30.6	32.9	20.5
France	132	58.5	63.0	65.3	63.8	65.7	78.0	316.0	237.4	323.1	288.9	213.7	260.4
Germany	134	113.9	94.4	91.5	87.9	116.9	113.6	484.2	429.2	689.1	617.9	427.1	415.8
Greece	174	2.2	3.0	1.2	1.0	2.9	5.2	10.7	6.3	8.1	6.8	9.6	10.9
Ireland	178	15.2	13.5	11.4	11.1	12.5	13.0	53.6	50.2	49.7	42.4	68.5	31.5
Italy	136	63.1	51.9	52.2	49.6	36.8	33.0	241.6	232.0	256.1	225.7	233.9	216.6
Latvia	941	0.8	1.0	0.8	0.8	2.0	4.6	0.3	0.5	112.7	102.9	18.1	12.3
Lithuania	946	0.2	0.2	0.2	0.2	0.1	0.7	0.3	0.6	149.2	141.9	38.7	2.6
Luxembourg	137	0.1	0.1	0.0	0.0	0.0	0.1	9.2	3.8	2.0	1.7	4.2	4.0
Malta	181	0.2	0.2	0.3	0.3	0.2	0.1	0.6	1.1	7.9	7.4	2.4	0.4
Netherlands	138	361.8	372.7	526.9	523.3	428.4	424.6	206.1	282.7	201.0	170.4	162.6	189.0
Portugal	182	3.8	4.4	1.8	1.5	3.8	4.6	10.2	9.1	9.8	8.8	20.8	15.9
Slovak Republic	936	0.0	0.1	0.1	0.0	0.0	0.1	14.0	9.4	3.5	2.5	4.1	4.5
Slovenia	961	0.2	0.0	0.1	0.1	0.1	0.1	1.3	1.4	1.4	1.2	1.1	9.4
Spain	184	22.5	23.1	17.5	16.2	22.7	28.7	94.1	95.5	166.2	148.5	108.7	103.5
Australia	193	19.1	30.5	17.9	16.0	21.7	22.1	53.3	142.5	37.1	25.4	28.4	47.7
Canada	156	17.6	14.8	37.8	38.7	56.5	35.1	155.0	74.7	207.9	192.6	76.9	95.7
China,P.R.: Hong Kong	532	32.6	39.4	9.7	7.3	13.5	62.0	52.0	53.0	71.6	63.8	62.4	67.0
China,P.R.: Macao	546	0.0	0.0	0.1	9.3	0.0
Czech Republic	935	0.2	0.1	1.5	1.5	0.8	0.8	15.7	23.7	37.6	33.8	32.5	42.9
Denmark	128	4.6	3.5	9.9	10.0	6.5	7.2	56.1	53.0	48.3	41.8	41.9	36.4
Iceland	176	0.2	0.1	0.0	0.1	0.1	10.5	5.4	1.1	0.6	3.0	0.4
Israel	436	24.0	12.9	11.4	11.0	10.5	7.2	84.6	107.5	96.0	84.4	49.5	60.8
Japan	158	28.6	31.0	34.9	33.9	40.1	43.6	735.7	952.8	1,053.1	922.1	811.8	790.0
Korea, Republic of	542	11.9	12.3	25.6	25.3	18.4	22.8	262.4	279.2	228.4	192.2	140.0	170.2
New Zealand	196	2.1	2.2	3.1	3.1	2.1	2.4	6.6	6.9	11.8	10.7	6.1	10.4
Norway	142	20.3	21.6	19.4	18.7	24.1	30.0	29.5	23.6	13.4	11.2	14.9	33.8
Singapore	576	4.0	19.0	6.7	6.0	3.5	3.6	151.4	208.4	60.9	41.5	67.1	56.4
Sweden	144	44.6	28.7	23.6	22.7	30.2	27.7	94.7	80.9	71.8	62.9	57.6	60.5
Switzerland	146	36.4	47.2	76.2	76.4	47.7	31.4	75.1	83.1	156.1	141.3	84.8	97.0
Taiwan Prov.of China	528	2.1	1.9	99.1	105.3	25.4	36.5	155.5	138.7	154.5	134.6	121.2	114.3
United Kingdom	112	473.0	429.9	487.3	482.4	370.1	372.9	510.7	560.7	409.4	344.9	330.0	290.8
United States	111	307.7	342.1	364.3	352.5	427.2	457.2	770.8	656.8	647.8	511.6	473.3	556.8
Emerg. & Dev. Economies	200	3,968.0	3,778.1	3,749.1	3,822.4	3,810.3	3,782.6	11,172.2	11,058.8	12,833.3	11,274.3	10,178.9	12,682.4
Emerg. & Dev. Asia	505	231.0	211.3	288.7	306.4	319.0	263.1	5,191.9	5,864.8	7,898.1	7,003.6	6,131.7	6,430.5
American Samoa	859	19.2	35.6	9.8	0.1	0.1
Bangladesh	513	4.8	3.0	0.5	0.1	1.3	3.3	5.0	7.1	10.5	9.4	9.8	9.5
Bhutan	514	2.9	0.4	0.0
Brunei Darussalam	516	2.2	1.8	4.3	2.5	0.0	0.1	0.0
Cambodia	522	0.0	0.1	0.5	0.4	0.3	1.5	1.4
China,P.R.: Mainland	924	62.9	48.0	70.9	70.1	99.1	96.7	1,947.9	2,081.4	3,950.4	3,562.5	3,325.0	3,777.6
Fiji	819	2.2	2.4	0.2	0.0	0.0	0.0	0.1	0.0
India	534	87.7	108.2	167.0	168.4	117.4	57.9	2,273.1	2,932.0	2,879.7	2,494.9	2,024.7	1,648.6
Indonesia	536	18.2	14.3	16.6	16.6	9.2	11.5	644.1	510.8	655.8	583.3	447.0	549.9
Malaysia	548	24.4	5.5	7.7	7.9	9.6	9.2	81.9	106.9	141.8	125.2	121.4	172.9
Maldives	556	0.0	0.1	0.0	0.0	0.0	0.1	0.0	0.0
Marshall Islands	867	4.0
Mongolia	948	0.1	0.0	0.0
Myanmar	518	0.2	0.4	0.1	0.1	0.4	0.4	0.1	0.0	0.4	0.1	0.4
Nepal	558	0.0	0.3	0.0	0.0	0.0
Philippines	566	2.7	5.3	11.0	11.0	12.5	5.4	7.2	7.6	6.7	5.8	6.6	9.9
Samoa	862	0.0	0.1

Kenya (664)

In Millions of U.S. Dollars

		Exports (FOB)						Imports (CIF)					
		2012	2013	2014	2015	2016	2017	2012	2013	2014	2015	2016	2017
Sri Lanka	524	3.4	2.9	1.3	1.2	2.1	2.9	11.4	10.4	21.1	19.4	12.8	17.5
Thailand	578	20.2	18.5	3.5	2.1	17.0	48.4	132.6	144.1	176.4	156.3	118.8	203.2
Vietnam	582	6.4	5.1	3.5	3.3	6.3	14.4	54.9	63.9	54.6	46.6	58.3	39.2
Asia n.s.	598	0.0	2.1	2.0	0.7	0.1	33.6	0.1	0.1	1.5	0.0
Europe	170	152.7	165.5	176.2	175.7	154.9	178.3	482.3	683.9	642.9	557.6	525.5	696.8
Emerg. & Dev. Europe	903	27.4	31.9	65.6	65.5	49.2	55.9	203.7	241.9	357.6	321.7	246.4	252.0
Albania	914	0.0	0.1	0.0	0.0
Bosnia and Herzegovina	963	0.0	0.0	0.0	0.0	0.0	0.0	0.0	0.1	0.2
Bulgaria	918	1.1	1.8	10.9	10.6	5.0	4.3	4.6	5.3	7.3	6.4	5.2	8.2
Croatia	960	0.0	0.1	0.5	0.5	0.1	1.0	0.1	1.6	1.5	0.3	7.9	8.8
Hungary	944	0.1	0.4	0.7	0.7	1.0	1.5	16.3	18.6	51.5	47.6	24.6	12.1
Poland	964	15.0	18.6	21.1	20.6	17.8	21.4	20.5	26.2	118.3	109.4	59.3	61.5
Romania	968	1.7	0.9	5.1	5.2	3.1	3.3	29.5	29.2	18.5	16.8	18.6	5.6
Serbia, Republic of	942	0.5	0.0
Turkey	186	9.5	10.1	27.3	27.9	22.3	23.8	132.9	160.9	160.5	141.2	130.7	155.5
CIS	901	125.2	133.6	110.6	110.2	105.7	122.4	278.4	442.0	285.4	235.8	279.1	444.8
Azerbaijan, Rep. of	912	0.1	0.1	0.1	0.1	0.0	0.7	0.0	0.0	1.4	0.0
Belarus	913	1.0	1.6	0.2	0.2	0.3	0.1	1.2	2.7	0.6	0.5	0.6	1.6
Georgia	915	0.5	0.2	0.9	1.4	18.9	0.0	0.0	0.1	1.0
Kazakhstan	916	44.0	49.6	25.3	23.7	29.8	33.2	0.0	0.0	0.0	0.0
Kyrgyz Republic	917	0.4	0.2	2.9	3.0	0.8	0.6	0.0	0.0	0.0	0.0
Moldova	921	0.0	0.0	0.0	0.0	0.1
Russian Federation	922	76.6	78.0	76.8	74.8	68.9	77.4	176.9	264.0	238.1	204.0	239.1	350.1
Turkmenistan	925	0.0	0.0	0.2	0.2
Ukraine	926	3.1	4.1	5.3	5.2	4.5	6.5	98.9	156.4	46.6	31.3	37.7	91.9
Uzbekistan	927	2.6	1.0	3.0	0.0	0.0
Europe n.s.	884	0.1	0.1	0.0
Mid East, N Africa, Pak	440	1,454.8	1,382.9	1,462.4	1,443.8	1,442.3	1,594.3	3,762.9	2,930.6	2,863.4	2,479.6	2,393.3	3,403.0
Afghanistan, I.R. of	512	149.4	181.7	253.9	257.2	105.2	30.4	0.0	0.1	0.1	0.0	0.0	0.0
Algeria	612	0.1	6.2	0.2	0.1	1.2	0.3	0.2	0.2	9.7	3.0	0.1
Bahrain, Kingdom of	419	1.3	1.1	4.7	4.6	3.7	9.4	264.8	401.9	217.5	169.7	79.5	85.6
Djibouti	611	13.6	14.0	14.6	14.4	13.0	7.5	1.4	0.0	0.1	0.1	0.0	0.5
Egypt	469	248.4	194.5	202.6	198.9	203.2	183.9	348.2	292.7	438.3	395.0	295.9	342.2
Iran, I.R. of	429	15.2	32.0	25.3	24.2	17.3	14.7	42.9	27.8	35.8	30.8	60.5	127.5
Iraq	433	0.6	1.3	0.3	0.2	0.6	2.0	0.1	0.1	0.5	0.0	0.0	0.0
Jordan	439	3.2	3.0	13.6	14.2	10.4	15.4	13.7	9.1	12.7	11.5	7.9	30.9
Kuwait	443	5.2	6.5	2.0	1.7	9.7	2.2	196.7	31.1	2.8	0.6	1.4	1.4
Lebanon	446	1.7	1.4	0.3	0.3	1.1	1.6	14.7	10.8	2.5	2.3	2.0	2.4
Libya	672	0.8	1.3	1.8	1.8	1.2	0.5	0.4	0.1	0.1
Mauritania	682	0.3	0.7	0.7	0.7	0.4	0.1	0.0	0.0
Morocco	686	3.3	3.1	6.6	6.6	4.1	2.4	3.7	27.6	0.5	0.3	40.5	13.7
Oman	449	11.3	8.7	10.6	10.0	11.5	14.4	106.9	43.4	25.8	15.3	56.3	49.4
Pakistan	564	277.7	275.4	310.7	308.0	396.6	619.5	150.4	179.2	293.6	263.5	178.9	246.7
Qatar	453	2.1	2.3	16.6	17.4	12.6	35.9	73.5	64.3	65.0	58.2	77.2	33.1
Saudi Arabia	456	38.6	36.5	79.7	80.7	66.2	75.9	781.9	473.7	865.5	783.1	682.4	1,108.7
Somalia	726	213.8	193.7	150.9	146.1	176.7	190.3	0.2	3.4	1.7	0.5	0.9
Sudan	732	77.1	73.6	45.4	42.2	52.8	66.8	11.3	15.6	0.0	0.0	4.7	21.2
Syrian Arab Republic	463	1.0	0.7	0.7	0.7	1.6	1.4	0.1	0.0	0.1	0.0	0.0
Tunisia	744	5.0	0.1	1.1	0.3	2.6	2.1	0.5	2.1	1.9	0.6	0.4
United Arab Emirates	466	332.5	287.3	259.2	254.4	305.2	255.1	1,749.2	1,346.1	889.0	747.4	901.9	1,338.2
Yemen, Republic of	474	52.5	57.7	61.1	60.3	47.3	61.8	0.6	3.1	0.0	0.0	0.0	0.1
Sub-Saharan Africa	603	2,120.7	1,989.3	1,783.1	1,865.8	1,857.2	1,709.6	1,271.5	1,346.4	1,338.1	1,164.0	1,036.4	1,561.1
Angola	614	4.7	2.0	0.1	0.0	0.7	0.4	3.3	1.5	0.1	0.0	0.6	1.6
Benin	638	0.1	0.6	4.4	3.8	2.3	0.6	0.0	0.0	0.2	0.1	0.0	0.0
Botswana	616	0.5	4.1	2.4	1.9	2.2	1.0	1.0	0.2	0.1	0.1	0.2	0.7
Burkina Faso	748	0.5	0.2	1.0	0.7	0.4	0.0	0.0	0.0	0.0	0.0
Burundi	618	61.5	64.7	85.2	83.7	71.3	71.4	3.6	0.6	2.6	2.5	0.7	0.6
Cabo Verde	624	0.0	0.0	0.7	0.0	0.0	0.0	0.2
Cameroon	622	0.3	1.0	0.4	0.4	0.6	0.8	2.7	0.1	0.4	0.3	0.1	0.4
Central African Rep.	626	0.2	0.8	2.1	1.6	0.6	0.4	0.0	0.2	0.0	0.0	0.0

Kenya (664)

In Millions of U.S. Dollars

		Exports (FOB)						Imports (CIF)					
		2012	2013	2014	2015	2016	2017	2012	2013	2014	2015	2016	2017
Chad	628	0.3	0.4	0.8	0.8	0.4	0.6	0.0	0.0	0.0	0.2	0.0
Comoros	632	13.6	10.0	14.2	14.5	11.1	5.4	0.0	0.0	0.0	0.0
Congo, Dem. Rep. of	636	212.5	215.7	196.8	189.2	197.4	182.7	10.2	6.4	2.9	2.3	2.1	4.9
Congo, Republic of	634	0.1	0.8	0.5	0.2	0.1	0.0	0.0
Côte d'Ivoire	662	1.3	1.6	1.1	0.9	1.6	1.6	2.5	2.3	0.1	0.0	0.8	0.6
Eritrea	643	3.1	3.5	3.2	3.0	1.2	1.7	0.0	0.1	0.0	0.0
Eswatini, Kingdom of	734	0.1	0.1	0.2	0.2	0.5	47.5	62.2	73.8	65.0	63.0	108.7
Estonia	939	0.0	0.2	1.5	0.1	0.0	1.6	1.8	45.3	41.8	9.9	2.0
Ethiopia	644	53.2	55.9	86.1	85.6	79.3	67.6	1.3	0.9	7.7	7.2	5.2	20.4
Gabon	646	0.1	0.3	1.9	2.0	0.3	0.2	0.0	0.0	0.1	0.1	0.0	0.0
Gambia, The	648	0.2	0.0	0.0	0.1	0.0	0.0	0.0	0.1	0.0	0.0
Ghana	652	4.3	7.2	3.6	3.3	5.3	5.2	3.0	2.9	1.8	1.4	2.0	2.0
Guinea	656	3.4	0.2	0.3	0.0	0.3	0.0	0.0	0.2	0.0	0.0
Guinea-Bissau	654	0.1	0.1	0.0	0.1	0.0	0.0
Lesotho	666	1.3	0.4	0.3	0.3	0.3	3.2	0.6	0.9	0.1	0.1	0.0	0.0
Liberia	668	0.3	0.2	0.1	0.0	0.2	0.2	2.1	0.1	0.0	0.0	0.2	0.0
Madagascar	674	5.2	3.6	2.0	1.8	2.0	3.2	7.4	9.0	7.8	6.9	7.9	15.9
Malawi	676	53.3	40.4	22.0	20.1	27.5	28.8	9.0	12.0	0.3	0.1	3.7	3.9
Mali	678	0.4	0.4	0.1	0.0	0.1	0.3	0.6	0.2	0.0	0.0	0.0	0.1
Mauritius	684	13.2	10.9	4.8	4.1	9.6	10.7	35.6	23.0	34.8	31.1	51.0	70.8
Mozambique	688	14.5	16.1	13.0	12.2	23.2	11.8	9.1	20.8	8.1	6.4	23.3	30.7
Namibia	728	0.3	0.2	0.4	0.3	0.1	0.2	1.2	1.3	1.2	0.5	0.2
Niger	692	0.3	0.7	0.6	0.5	0.3	0.3	0.1	0.7	0.5	0.5	0.5	3.9
Nigeria	694	34.2	26.9	25.1	24.4	25.2	25.6	0.6	18.1	1.3	0.6	4.5	4.1
Rwanda	714	187.3	156.0	169.2	166.5	172.4	165.6	9.6	11.5	9.1	8.0	7.6	16.3
Senegal	722	0.8	1.8	0.8	0.8	1.3	1.2	0.5	0.0	0.0	0.0	0.2	0.1
Seychelles	718	2.1	4.3	3.5	3.4	1.6	1.7	4.7	3.3	0.4	0.0	0.0
Sierra Leone	724	2.6	0.5	0.8	0.6	0.5	0.8	0.4	0.5	0.3	0.5	0.1
South Africa	199	31.0	37.4	62.6	61.8	40.9	26.7	722.8	807.7	615.1	522.3	491.3	598.6
South Sudan, Rep. of	733	149.5	160.9	162.0	0.1	0.1	0.2
Tanzania	738	536.1	471.1	415.5	400.9	342.8	275.9	167.8	133.4	170.6	148.8	126.2	166.2
Togo	742	0.2	2.8	0.7	0.5	0.5	0.0	0.0	0.0	0.0	0.1
Uganda	746	782.0	752.7	595.2	571.2	612.4	597.9	178.3	183.9	296.9	267.5	189.8	406.7
Zambia	754	75.5	72.7	50.9	47.6	51.0	37.4	33.5	33.0	70.3	63.5	41.4	74.9
Zimbabwe	698	20.0	20.7	10.1	9.1	9.0	14.6	12.3	9.4	30.9	29.0	12.3	28.5
Western Hemisphere	205	8.8	29.2	38.6	30.7	36.9	37.3	463.6	233.2	90.8	69.4	92.0	591.0
Antigua and Barbuda	311	0.0	0.0	0.4
Argentina	213	0.0	0.0	0.1	0.0	0.0	121.0	13.1	14.4	12.0	8.4	92.3
Bahamas, The	313	19.3	4.1	3.7	3.7	2.5	4.0	0.0	0.0	0.0	0.0	0.0
Belize	339	3.9	0.3	0.0	0.0	0.1	0.2
Bermuda	319	7.4	7.2	3.7	1.3	0.0	0.0	0.1
Bolivia	218	0.0	0.0	2.9	2.6	5.8	2.0	0.0	0.0	0.0	0.0
Brazil	223	0.6	0.2	5.9	5.2	5.0	2.7	294.0	178.2	45.4	34.8	43.0	269.4
Chile	228	2.6	2.2	7.1	6.9	3.5	5.8	5.1	2.8	4.3	3.8	4.2	4.7
Colombia	233	4.6	5.2	1.0	0.4	0.8	0.8	4.6	0.7	1.1	0.3	0.2
Costa Rica	238	0.0	0.1	0.1	0.1	0.0	0.0	0.4	0.1	0.0	0.0	0.2	0.1
Dominica	321	0.0	0.7	0.1	0.1	0.1	0.0	0.0	0.0
Dominican Republic	243	0.0	0.0	0.6	0.0	0.0	0.1	0.2	0.0	0.0	0.1
Ecuador	248	0.3	0.5	0.4	0.3	0.3	0.2	0.2	0.1	0.7	0.6	0.9	0.7
El Salvador	253	0.1	0.2	0.0	0.0	0.0	0.0	0.0	0.0	0.0	0.2
Grenada	328	1.6	1.7	0.1	0.0	0.1	0.0
Guatemala	258	0.0	0.1	0.0	0.0	0.1	1.1	5.2	0.1	0.0	0.3	3.5
Guyana	336	0.0	0.0	0.1	0.2	0.0	0.0	0.0	0.7	0.0	0.0
Haiti	263	0.1	0.0	1.3	1.4	0.5	0.1	0.0	0.0
Honduras	268	0.1	1.1	1.1	0.1	0.0	0.0	0.0	0.3	0.1	0.1
Jamaica	343	0.0	0.0	0.0	0.0	0.0	0.0	0.0	0.1	0.1
Mexico	273	0.3	0.9	0.1	0.0	12.8	20.2	12.9	18.9	20.6	18.1	22.8	204.5
Nicaragua	278	0.0	0.3	0.0	0.0	0.4	0.0
Panama	283	0.0	0.1	0.0	0.0	1.5	0.1	0.3	0.2	9.8
Paraguay	288	0.0	0.0	18.1	9.4	0.0	0.0	0.0

Kenya (664)

In Millions of U.S. Dollars

		Exports (FOB)						Imports (CIF)					
		2012	2013	2014	2015	2016	2017	2012	2013	2014	2015	2016	2017
Peru	293	0.1	0.2	0.0	0.0	0.0	0.1	0.2	0.6	0.0	0.0	0.4	0.4
Suriname	366	0.0	0.1
Trinidad and Tobago	369	0.0	0.0	0.0	0.0	0.0	0.1	0.1	0.0	0.0	0.0
Uruguay	298	0.0	0.0	0.0	0.1	2.3	2.7	0.4	14.5
Venezuela, Rep. Bol.	299	0.0	0.0	0.0	0.0	0.1	0.1	0.0
Western Hem. n.s.	399	0.0	0.0	0.0	0.0	1.2	1.2	0.0	0.0
Other Countries n.i.e	910	0.0	0.0	0.1	3.2	0.6	0.0	0.2	0.2	0.5	0.5	0.2	0.2
Cuba	928	3.2	0.3	0.0	0.1	0.1
Korea, Dem. People's Rep.	954	0.0	0.0	0.1	0.1	0.4	0.0	0.2	0.2	0.5	0.5	0.1	0.1
Special Categories	899	66.4	36.1	83.6	0.1	0.0
Countries & Areas n.s.	898	3.3	2.4	35.8	37.9	22.7	23.9	1.6	4.5	1.2	0.2	2.5	2.0
Memorandum Items													
Africa	605	2,433.8	2,280.7	2,002.5	1,925.7	1,945.1	1,817.9	1,290.4	1,393.6	1,352.2	1,166.2	1,085.7	1,597.6
Middle East	405	714.5	634.4	678.4	669.3	691.7	674.1	3,593.6	2,704.1	2,555.6	2,213.8	2,165.0	3,119.6
European Union	998	1,268.0	1,198.0	1,411.9	1,387.5	1,197.0	1,217.9	2,381.8	2,374.2	3,015.4	2,670.0	2,095.9	1,998.5
Export earnings: fuel	080	625.2	604.9	598.5	735.8	774.1	777.8	3,402.9	2,676.2	2,353.3	2,010.6	2,109.5	3,101.2
Export earnings: nonfuel	092	5,169.1	4,963.0	5,349.7	5,171.8	4,920.6	4,969.2	12,624.6	13,422.7	16,039.8	14,085.8	11,991.7	13,586.3

Kiribati (826)

In Millions of U.S. Dollars

		Exports (FOB)						Imports (CIF)					
		2012	2013	2014	2015	2016	2017	2012	2013	2014	2015	2016	2017
IFS World	
World	001	4.6	6.4	9.1	9.9	10.5	20.7	110.2	98.8	120.3	113.9	118.8	119.8
Advanced Economies	110	1.0	1.5	1.3	3.8	4.5	3.9	82.0	73.8	78.3	61.8	62.1	71.7
Euro Area	163	0.0	0.0	0.0	0.1	0.0	0.0	0.5	1.0	0.5	2.3	0.6	0.3
Austria	122	e 0.0	e 0.5	e 0.0	e 0.0	e 0.0
Finland	172	0.0	0.0	0.0	0.1
France	132	0.0	0.0	0.0	0.0	0.0	0.0	0.1	0.6	0.2	0.0
Germany	134	0.0	0.0	0.4	0.0	0.8	0.0	0.1
Malta	181	0.0	0.0	e 0.1
Netherlands	138	0.0	0.0	0.0	0.3	0.1	0.3	0.5	0.2	0.2
Slovenia	961	0.2
Spain	184	0.0	0.0	0.0	0.0	0.2	0.0
Australia	193	0.3	0.6	0.4	0.4	0.2	0.3	26.4	26.0	27.4	22.2	25.6	35.0
Canada	156	0.0	0.0	0.1	0.0
China,P.R.: Hong Kong	532	0.6	0.1	0.1	0.0	0.0	0.0	1.3	1.1	1.6	1.2	2.2	2.0
Denmark	128	0.2	0.6	0.8	1.1	2.7	1.3
Japan	158	0.0	0.2	0.5	1.5	0.4	0.6	22.9	4.2	14.7	6.4	8.6	5.7
Korea, Republic of	542	0.0	0.0	0.0	0.6	0.9	3.8	0.9	1.2	1.5
New Zealand	196	0.1	0.3	0.1	0.1	1.5	0.6	7.1	12.8	9.9	12.3	9.6	12.6
Singapore	576	0.0	0.0	16.7	20.5	12.3	8.5	8.9	4.7
Switzerland	146	0.0	0.9	0.7	0.2	1.3	0.0	0.2
Taiwan Prov.of China	528	e 0.9	e 1.0	e 2.6	e 3.0	e 0.9	e 1.2
United Kingdom	112	0.0	0.0	0.0	0.1	0.0	0.0	0.1	0.2
United States	111	0.0	0.2	0.3	1.7	2.2	2.3	4.3	4.9	4.4	2.3	1.6	7.0
Vatican	187	0.0	0.2
Emerg. & Dev. Economies	200	3.6	4.9	7.8	6.1	6.0	16.8	28.1	25.0	42.0	52.2	56.8	48.1
Emerg. & Dev. Asia	505	0.8	3.2	7.8	6.1	6.0	16.8	27.1	24.4	40.3	50.2	55.9	47.7
American Samoa	859	0.0	0.1	0.1	0.1
Bangladesh	513	0.1	1.2	0.2	0.1
China,P.R.: Mainland	924	0.8	0.0	0.0	5.3	4.3	8.2	12.8	11.2	6.7
Fiji	819	0.3	0.8	2.7	2.5	1.6	1.7	15.1	14.5	18.3	23.4	25.6	22.9
Guam	829	0.2	0.0
India	534	0.0	0.0	0.0	0.0	0.0	0.2	0.4	0.4	0.4	0.6	0.5
Indonesia	536	0.1	0.0	0.9	0.9	1.5	1.7	1.7	2.7
Malaysia	548	3.7	2.3	3.5	3.5	0.5	0.3	0.8	0.8	0.9
Marshall Islands	867	0.9	0.0	0.0	0.0	0.0	0.0	0.1	0.1	0.3	0.2	0.2
Myanmar	518	0.0	0.0	0.2	0.1
Nauru	836	0.1	0.0	0.1	0.2	0.3	0.0	0.0
Philippines	566	0.8	0.4	9.9	0.2	0.1	0.5	0.5	0.3	0.2
Solomon Islands	813	0.0	0.0	0.0	0.0	0.0	0.6	0.6	0.6	0.5	0.5	0.5
Sri Lanka	524	0.1	0.0	0.0
Thailand	578	0.6	1.3	3.3	2.7	3.5	4.4
Timor-Leste	537	1.0	1.1
Vanuatu	846	0.0	0.8	0.6	1.3	1.5	5.7	4.6
Vietnam	582	0.4	0.4	0.3	0.1	0.0	0.0	0.6	0.7	0.7	1.2	4.0	3.2
Asia n.s.	598	0.9	0.6	4.5	4.2	1.8	1.7
Europe	170	0.0	0.2	0.1	0.3	1.2	0.2	0.2
Emerg. & Dev. Europe	903	0.2	0.1	0.2	1.2	0.2	0.2
Bulgaria	918	0.0	0.1
Croatia	960	0.2	0.0
Gibraltar	823	1.0
Poland	964	0.2	0.0	0.0	0.1	0.1
Turkey	186	0.0	0.1	0.0	0.0	0.0	0.0
Europe n.s.	884	0.0	0.1
Mid East, N Africa, Pak	440	2.7	1.7	0.0	0.0	0.0	0.0	0.1	0.2	0.0	0.0
Morocco	686	2.7	1.6	0.0	0.0	0.0	0.0	0.0	0.0	0.0
Sudan	732	0.1
Sub-Saharan Africa	603	0.8	0.4	1.0	0.2	0.4	0.2
Côte d'Ivoire	662	e 0.5	e 0.0	e 0.1	e 0.0	e 0.0	e 0.0
Mali	678	0.1	0.0	0.0	0.1	0.1

Kiribati (826)

In Millions of U.S. Dollars

		Exports (FOB)						Imports (CIF)					
		2012	2013	2014	2015	2016	2017	2012	2013	2014	2015	2016	2017
Mauritius	684	e 0.1
Namibia	728	e 0.1	e 0.8	e 0.1	e 0.2	e 0.0
Senegal	722	0.1	0.1	0.0
Sierra Leone	724	0.1	0.0	0.0
South Africa	199	0.0	0.0	0.1	0.0
Western Hemisphere	205	0.0	0.0	0.0	0.1	0.3	0.4	0.3	0.1
Brazil	223	0.0	0.1	0.1	0.1	0.1	0.0
Chile	228	0.2	0.1
Ecuador	248	e 0.3	e 0.2
Memorandum Items													
Africa	605	2.7	1.7	0.0	0.0	0.8	0.4	1.0	0.3	0.4	0.2
European Union	998	0.0	0.0	0.0	0.1	0.1	0.1	1.0	1.8	1.5	3.6	3.5	1.9
Export earnings: fuel	080	1.0	0.0	1.1	0.3	0.0	0.2	0.0
Export earnings: nonfuel	092	4.6	6.4	8.1	9.9	10.5	20.7	109.0	98.8	120.0	113.9	118.7	119.8

Korea, Democratic People's Rep. of (954)

In Millions of U.S. Dollars

		Exports (FOB)						Imports (CIF)					
		2012	2013	2014	2015	2016	2017	2012	2013	2014	2015	2016	2017
IFS World	
World	001	3,130.4	3,435.7	3,233.8	2,913.9	2,952.3	1,867.4	4,518.3	4,638.9	4,310.1	3,718.0	3,724.6	3,868.8
Advanced Economies	110	82.4	187.9	64.6	48.0	17.2	6.8	196.1	146.9	116.8	67.4	49.7	23.8
Euro Area	163	22.5	147.0	18.1	5.3	4.0	5.1	61.5	38.3	22.6	19.1	20.9	11.2
Austria	122	e 0.1	e 0.2	e 0.1	e 0.1	e 0.6	e 0.9	e 0.8	e 0.5	e 0.8	e 0.2	e 2.2	e 0.0
Belgium	124	e 0.0	e 0.2	e 0.0	e 0.1	e 0.0	e 0.0	e 14.8	e 0.3	e 1.2	e 0.4	e 4.2	e 0.2
Cyprus	423	e 0.0	e 0.0	e 0.0	e 0.1	e 0.0	e 0.0	e 0.0	e 0.8	e 1.2	e 0.5	e 0.6
Finland	172	e 0.0	e 0.1	e 0.1	e 0.0	e 0.0	e 0.2	e 11.9	e 0.0	e 0.2	e 0.0	e 0.0
France	132	e 0.5	e 0.7	e 0.7	e 0.3	e 0.3	e 0.3	e 2.4	e 1.5	e 1.1	e 3.5	e 2.3	e 2.1
Germany	134	e 8.2	e 9.9	e 9.6	e 1.4	e 1.2	e 0.0	e 31.3	e 19.3	e 13.9	e 8.4	e 6.7	e 4.6
Greece	174	e 0.1	e 0.2	e 0.0	e 0.0	e 0.2	e 0.1	e 0.0	e 0.4	e 0.2	e 0.0
Italy	136	e 1.0	e 1.1	e 0.5	e 0.4	e 0.2	e 0.1	e 7.6	e 1.3	e 1.3	e 1.7	e 1.3	e 0.3
Latvia	941	e 0.0	e 0.1	e 0.1
Lithuania	946	e 1.3
Luxembourg	137	e 0.0	e 0.1	e 0.0	e 0.1
Netherlands	138	e 11.6	e 133.7	e 6.2	e 2.5	e 0.9	e 2.7	e 1.9	e 1.7	e 2.9	e 2.7	e 2.5	e 1.0
Portugal	182	e 0.1	e 0.2	e 0.4	e 0.0	e 0.0	e 0.2
Slovak Republic	936	e 0.2	e 0.1	e 0.0	e 0.0	e 0.0	e 0.0	e 0.1	e 0.0
Slovenia	961	e 0.1	e 0.0	e 0.1	e 0.4	e 0.5	e 0.1	e 0.6	e 0.0	e 0.0	e 0.0
Spain	184	e 0.7	e 0.7	e 0.7	e 0.5	e 0.3	e 0.5	e 2.0	e 0.9	e 0.2	e 0.3	e 0.8	e 1.0
Australia	193	e 8.1	e 0.0
Canada	156	e 0.1	e 0.1	e 0.1	e 0.1	e 0.1	e 0.1	e 0.5	e 0.1	e 0.1	e 0.0	e 0.2
China,P.R.: Hong Kong	532	e 6.4	e 0.7	e 3.0	e 12.4	e 0.8	e 1.0	e 61.4	e 27.8	e 8.4	e 6.7	e 6.7	e 3.3
Czech Republic	935	e 0.4	e 0.1	e 0.2	e 0.1	e 0.0	e 0.0	e 0.0
Denmark	128	e 0.2	e 0.1	e 0.0	e 0.1	e 0.0	e 1.2	e 0.2	e 0.3	e 3.2	e 2.3
Norway	142	e 0.1	e 0.0
Singapore	576	e 0.2	e 1.4	e 0.1	e 1.3	e 0.1	e 0.2	e 43.5	e 62.9	e 51.5	e 30.1	e 13.6	e 0.3
Sweden	144	e 0.2	e 0.0	e 0.0	e 0.2	e 0.2	e 0.1	e 0.1	e 0.5	e 0.4	e 0.1	e 0.1	e 0.1
Switzerland	146	e 0.9	e 2.3	e 3.1	e 0.0	e 0.0	e 2.7	e 6.4	e 3.9	e 5.6	e 4.3	e 5.6
Taiwan Prov.of China	528	e 39.5	e 35.4	e 38.1	e 28.2	e 11.5	e 0.2	e 11.7	e 3.2	e 3.8	e 0.1	e 0.6	e 0.4
United Kingdom	112	e 4.1	e 0.8	e 2.1	e 0.4	e 0.5	e 0.1	e 0.5	e 0.4	e 0.5	e 0.3	e 0.1	e 0.3
United States	111	e 12.7	e 7.0	e 25.5	e 5.0	e 0.1	e 0.0
Emerg. & Dev. Economies	200	3,045.2	3,244.8	3,166.6	2,862.9	2,932.2	1,857.9	4,322.2	4,491.8	4,193.3	3,650.5	3,674.9	3,845.0
Emerg. & Dev. Asia	505	2,666.8	2,888.2	2,861.4	2,503.0	2,715.0	1,670.4	4,004.6	4,240.4	4,001.7	3,405.4	3,546.9	3,642.9
Bangladesh	513	e 20.3	e 28.0	e 43.2	e 23.4	e 3.3	e 3.1	e 17.3	e 23.1	e 13.3	e 12.9	e 13.4	e 6.6
Brunei Darussalam	516	e 0.6	e 0.3	e 0.3	e 0.7	e 0.8	e 1.1	e 0.0	e 0.1	e 0.1	e 0.0
Cambodia	522	e 0.0	e 0.1	e 0.3	e 0.9	e 0.1	e 0.2	e 0.5	e 1.0	e 0.7	e 0.8	e 2.0	e 2.2
China,P.R.: Mainland	924	e 2,344.1	e 2,748.7	e 2,680.6	e 2,343.3	e 2,553.8	e 1,607.3	e 3,652.6	e 3,850.9	e 3,733.9	e 3,123.3	e 3,388.6	e 3,527.8
Fiji	819	e 0.3	e 0.4	e 0.8	e 9.1	e 6.8	e 2.3	e 0.9	e 0.3	e 0.0	e 0.2	e 0.0
F.T. French Polynesia	887	e 0.0	e 0.1	e 0.2	e 0.1	e 0.1	e 0.1
F.T. New Caledonia	839	e 0.3	e 0.4	e 0.4	e 0.2	e 0.2	e 0.3	e 0.0	e 0.0	e 0.0	e 0.0	e 0.0
India	534	e 179.6	e 77.1	e 103.1	e 93.6	e 82.7	e 33.5	e 275.3	e 224.3	e 79.8	e 116.1	e 57.4	e 63.0
Indonesia	536	e 58.1	e 12.9	e 1.5	e 2.5	e 1.3	e 1.9	e 1.1	e 3.0	e 1.5	e 1.1	e 5.9	e 0.3
Malaysia	548	e 0.0	e 0.1	e 0.1	e 1.2	e 1.9	e 4.5	e 0.0	e 1.1	e 2.4	e 4.8	e 2.7	e 2.6
Mongolia	948	e 0.4	e 0.6	e 0.6	e 0.8	e 0.4	e 0.3	e 0.8	e 0.8	e 0.0	e 0.7	e 1.8	e 2.1
Myanmar	518	e 0.0	e 0.1	e 1.2	e 0.8	e 1.5	e 0.3	e 0.2	e 2.4	e 1.7	e 1.9	e 1.3
Nepal	558	e 0.5	e 0.2
Papua New Guinea	853	e 4.8	e 4.9	e 6.3	e 7.0	e 6.0	e 7.8
Philippines	566	e 0.0	e 0.0	e 10.6	e 48.9	e 5.4	e 7.3	e 24.3	e 48.7	e 56.4	e 36.9	e 26.4
Samoa	862	e 0.6	e 0.7	e 1.2	e 0.7	e 1.5	e 1.2	e 0.0	e 0.0	e 0.0
Solomon Islands	813	e 0.4	e 0.3	e 0.1
Sri Lanka	524	e 41.8	e 5.6	e 10.0	e 8.3	e 9.2	e 8.5	e 1.3	e 0.3	e 0.9	e 1.4	e 2.2	e 2.3
Thailand	578	e 20.7	e 13.1	e 18.0	e 6.6	e 2.2	e 0.5	e 42.4	e 104.1	e 112.5	e 78.2	e 27.8	e 1.8
Tonga	866	e 0.0	e 0.0	e 0.1	e 0.1	e 0.0	e 0.0	e 0.0	e 0.1	e 0.0	e 0.0	e 0.1	e 0.0
Europe	170	29.2	22.2	23.2	33.2	20.1	9.4	81.3	147.7	107.1	128.6	74.5	80.2
Emerg. & Dev. Europe	903	9.4	6.4	4.3	21.9	7.7	3.6	1.6	8.9	7.4	7.4	1.4	1.0
Albania	914	e 0.0	e 0.1	e 0.1	e 0.0	e 0.0
Bosnia and Herzegovina	963	e 0.4	e 0.3	e 0.3	e 0.3	e 0.1	e 0.1
Bulgaria	918	e 0.0	e 0.0	e 0.0	e 0.0	e 0.0	e 0.9	e 0.4	e 0.7	e 1.0	e 0.6	e 0.7
Croatia	960	e 0.1	e 0.1	e 0.8	e 1.9	e 0.7	e 0.0	e 0.0	e 0.1	e 0.1

Korea, Democratic People's Rep. of (954)

In Millions of U.S. Dollars

		Exports (FOB)						Imports (CIF)					
		2012	2013	2014	2015	2016	2017	2012	2013	2014	2015	2016	2017
Faroe Islands	816	e 0.1	e 0.1	e 0.1	e 0.1	e 0.1	e 0.1
Hungary	944	e 0.4	e 0.0	e 0.0	e 0.4	e 0.0	e 0.0	e 0.2	e 0.1	e 0.0	e 0.0
Kosovo	967	e 0.0	e 0.2
Macedonia, FYR	962	e 0.7	e 0.3	e 0.3	e 0.4	e 0.1	e 0.5	e 1.2	e 0.2	e 0.0	e 0.0
Montenegro	943	e 0.3	e 0.7	e 0.1	e 0.2	e 0.1	e 0.5
Poland	964	e 0.0	e 0.1	e 0.0	e 3.4	e 0.4	e 0.1	e 0.3	e 0.4	e 0.3	e 1.2	e 0.2	e 0.3
Romania	968	e 0.0	e 0.0	e 0.0	e 0.0	e 0.0	e 0.0	e 0.1	e 0.0	e 0.0
Serbia, Republic of	942	e 4.1	e 1.4	e 1.4	e 1.1	e 0.2	e 0.3	e 0.0
Turkey	186	e 3.3	e 3.3	e 1.1	e 13.9	e 5.9	e 1.7	e 0.3	e 6.8	e 6.1	e 4.9	e 0.7	e 0.1
CIS	901	19.8	15.7	18.9	11.3	12.4	5.8	79.7	138.8	99.7	121.3	73.1	79.2
Armenia	911	e 0.1	e 0.0	e 0.0	e 0.1	e 0.0	e 0.5
Azerbaijan, Rep. of	912	e 0.0	e 0.0	e 0.0	e 0.0	e 0.1
Belarus	913	e 0.7	e 1.7	e 0.4	e 0.1	e 0.2	e 0.4	e 0.6	e 1.1	e 0.4	e 0.4	e 0.4
Georgia	915	e 7.6	e 3.3	e 3.4	e 2.9	e 0.6	e 0.2	e 0.7	e 0.1
Kazakhstan	916	e 0.2	e 0.3	e 5.2	e 0.4	e 0.2	e 0.5	e 0.5	e 1.6
Kyrgyz Republic	917	e 0.0	e 0.0	e 0.0	e 0.0	e 0.0	e 0.0	e 0.0	e 0.5	e 0.4
Moldova	921	e 0.0	e 0.3	e 0.1	e 0.2	e 0.0	e 0.0	e 0.0	e 0.0
Russian Federation	922	e 9.6	e 8.8	e 9.5	e 5.7	e 8.3	e 3.7	e 61.9	e 109.6	e 87.1	e 83.0	e 72.1	e 78.7
Ukraine	926	e 1.5	e 1.3	e 0.3	e 1.9	e 3.6	e 0.5	e 16.0	e 27.9	e 11.1	e 35.8	e 0.4
Uzbekistan	927	e 0.0	e 0.6	e 0.1
Mid East, N Africa, Pak	440	104.1	82.3	66.6	75.3	40.0	41.0	59.0	6.4	4.4	5.8	5.4	42.8
Algeria	612	e 1.7	e 2.3
Bahrain, Kingdom of	419	e 0.3
Egypt	469	e 19.8	e 18.9	e 14.8	e 5.3	e 1.4	e 0.8	e 1.8	e 0.3
Kuwait	443	e 0.1	e 0.1	e 0.1	e 0.1	e 0.1	e 0.2
Lebanon	446	e 1.4	e 0.4	e 0.7	e 0.5	e 0.8	e 0.7	e 0.5	e 0.0	e 0.0	e 0.5	e 0.2
Mauritania	682	e 3.2	e 5.5	e 1.0	e 0.6	e 0.6	e 0.6	e 0.1	e 0.1	e 0.4	e 0.3	e 0.3	e 0.0
Morocco	686	e 1.2	e 1.3	e 1.3	e 0.6	e 0.0	e 0.7	e 4.1	e 1.6	e 0.2	e 0.7	e 0.1
Pakistan	564	e 49.3	e 40.9	e 39.9	e 43.1	e 27.2	e 27.5	e 0.1	e 0.1	e 0.0	e 0.0	e 0.0	e 0.0
Qatar	453	e 0.2	e 56.1	e 4.6	e 3.6	e 41.5
Saudi Arabia	456	e 21.8	e 10.0	e 6.1	e 23.5	e 7.2	e 8.7	e 0.0	e 0.0	e 0.0	e 0.0	e 0.0	e 0.7
Syrian Arab Republic	463	e 0.1	e 0.0	e 0.1	e 0.0	e 0.0	e 0.0	e 0.6	e 0.3	e 0.3	e 0.2	e 0.2	e 0.2
Tunisia	744	e 1.7	e 1.2	e 1.9	e 0.9	e 2.3	e 2.9	e 0.1	e 0.0	e 0.2	e 0.2	e 0.1
United Arab Emirates	466	e 2.5	e 0.3	e 0.0	e 0.1	e 1.3	e 0.1
West Bank and Gaza	487	e 0.8	e 1.0	e 0.1	e 0.0	e 0.3
Yemen, Republic of	474	e 0.5	e 0.4	e 0.8	e 0.2	e 0.2	e 0.3	e 0.0
Sub-Saharan Africa	603	58.4	64.8	66.4	135.6	87.8	89.4	23.3	11.6	21.5	21.5	15.4	16.0
Angola	614	e 4.4	e 1.8	e 5.1	e 41.1	e 30.2	e 32.8
Benin	638	e 3.0	e 0.9	e 4.5	e 11.0	e 0.1	e 0.1	e 0.0	e 0.3	e 2.7	e 0.0	e 0.0
Botswana	616	e 0.8	e 0.4	e 0.0
Burkina Faso	748	e 0.1	e 6.9	e 0.0	e 33.7	e 7.2	e 9.3	e 0.0	e 0.0	e 6.9	e 0.7	e 0.8	e 1.8
Burundi	618	e 0.1	e 0.1	e 0.2	e 0.0	e 0.1	e 0.1	e 0.0	e 0.1
Cabo Verde	624	e 0.0	e 0.0	e 0.1
Cameroon	622	e 0.0	e 0.0	e 0.2	e 0.2	e 0.2	e 0.4	e 0.4	e 3.1	e 0.0	e 0.2	e 0.0
Central African Rep.	626	e 0.1	e 0.1	e 0.0	e 0.1	e 0.2	e 0.2	e 0.1	e 0.1
Congo, Republic of	634	e 0.0	e 0.1	e 0.0	e 0.3	e 0.2	e 0.1	e 0.0	e 0.1
Côte d'Ivoire	662	e 0.6	e 0.5	e 0.5	e 0.4	e 0.6	e 0.6	e 0.0	e 0.5	e 0.6	e 0.5
Ethiopia	644	e 14.5	e 13.3	e 16.2	e 16.7	e 15.2	e 14.5	e 0.1	e 0.1	e 0.1	e 0.1	e 0.1	e 0.1
Gabon	646	e 2.3	e 2.5	e 2.4	e 1.9	e 1.4	e 1.4	e 0.1	e 0.1	e 0.1	e 0.1	e 0.1	e 0.1
Gambia, The	648	e 0.1	e 0.1	e 0.0	e 0.0	e 0.0	e 0.0	e 0.0	e 0.0	e 0.1	e 0.1
Ghana	652	e 0.4	e 6.6	e 6.1	e 4.5	e 3.9	e 11.0	e 0.0	e 0.1
Guinea	656	e 7.4	e 8.7	e 0.5	e 0.2	e 0.2	e 0.3	e 1.6	e 1.7	e 1.5	e 3.0	e 3.0	e 4.4
Guinea-Bissau	654	e 0.1	e 0.1	e 0.1	e 0.1	e 0.1	e 0.1	e 1.5	e 1.7	e 2.4	e 2.4	e 2.5	e 2.9
Kenya	664	e 0.2	e 0.1	e 0.5	e 0.4	e 0.0	e 0.1	e 0.0	e 0.0	e 0.1	e 0.1	e 0.4	e 0.1
Lesotho	666	e 0.1
Madagascar	674	e 0.1	e 0.2	e 0.6	e 0.0	e 0.0	e 1.6	e 0.0	e 0.0	e 0.0	e 0.0	e 0.0	e 0.0
Malawi	676	e 0.3	e 0.1	e 0.0	e 0.0	e 0.0	e 0.0	e 2.6	e 1.8	e 3.9
Mali	678	e 4.9	e 1.3	e 1.4	e 1.4	e 1.6	e 1.6	e 0.1
Mauritius	684	e 0.1	e 0.0	e 0.0	e 0.0	e 0.0	e 0.0	e 0.0
Mozambique	688	e 3.3	e 8.0	e 13.2	e 10.0	e 10.3	e 5.6	e 1.0	e 0.0	e 0.9	e 0.2	e 0.0	e 0.1

Korea, Democratic People's Rep. of (954)

In Millions of U.S. Dollars

		Exports (FOB)						Imports (CIF)					
		2012	2013	2014	2015	2016	2017	2012	2013	2014	2015	2016	2017
Namibia	728	e 0.0	e 0.2	e 0.0	e 0.0	e 0.0	e 0.0	e 0.0	e 0.0
Niger	692	e 2.3	e 4.4	e 1.2	e 0.4	e 2.5	e 2.8	e 4.4	e 1.2	e 0.9	e 0.0	e 0.1	e 0.1
Rwanda	714	e 0.9	e 1.0	e 0.4	e 1.6	e 1.0	e 0.1	e 0.0	e 0.0	e 0.1	e 0.1	e 0.0
São Tomé & Príncipe	716	e 0.0	e 0.0	e 0.0	e 0.1	e 0.2
Senegal	722	e 0.3	e 0.2	e 0.1	e 0.2	e 0.3	e 0.2	e 0.8	e 0.1	e 0.6	e 8.3	e 0.5	e 2.7
Seychelles	718	e 7.8	e 1.5	e 4.8	e 2.1	e 1.8	e 2.4	e 0.0	e 0.0	e 0.8	e 0.8
Sierra Leone	724	e 0.5	e 0.1	e 0.1	e 0.1	e 0.1
South Africa	199	e 2.0	e 3.1	e 1.5	e 4.8	e 2.5	e 0.3	e 8.5	e 1.5	e 3.6	e 2.9	e 5.6	e 2.3
Tanzania	738	e 1.2	e 2.4	e 4.5	e 2.1	e 1.0	e 2.0	e 0.1	e 0.1	e 0.1	e 0.7
Togo	742	e 0.1	e 0.5	e 1.1	e 1.1	e 0.5	e 1.7
Uganda	746	e 0.4	e 0.1
Zambia	754	e 1.5	e 0.0	e 5.7	e 1.3	e 0.0	e 0.0
Zimbabwe	698	e 0.3	e 0.3	e 0.3	e 0.3	e 0.3	e 0.3	e 0.0	e 0.0
Western Hemisphere	205	186.7	187.4	149.0	115.8	69.4	47.7	153.9	85.8	58.5	89.3	32.6	63.0
Antigua and Barbuda	311	e 2.8	e 1.0	e 2.3	e 2.6	e 3.2	e 0.1	e 0.1	e 0.0	e 0.0	e 0.0	e 0.0
Bahamas, The	313	e 2.8	e 1.2	e 1.7	e 0.1	e 0.1	e 0.2	e 0.3	e 0.1	e 0.1	e 0.1	e 0.0	e 0.0
Barbados	316	e 0.6	e 0.2	e 0.2	e 0.0	e 1.1	e 0.6	e 0.0	e 0.0	e 0.0	e 0.0	e 0.0	e 0.0
Belize	339	e 0.1	e 0.0	e 0.2	e 0.0	e 0.0	e 0.0	e 0.0
Bolivia	218	e 1.0	e 0.5	e 0.4	e 0.7	e 1.1	e 0.8	e 0.0	e 0.3
Brazil	223	e 42.7	e 68.9	e 20.2	e 15.8	e 8.8	e 4.2	e 3.6	e 17.4	e 24.7	e 2.6	e 2.2	e 1.2
Chile	228	e 1.8	e 10.0	e 10.6	e 15.4	e 25.7
Colombia	233	e 7.4	e 4.5	e 5.7	e 3.1	e 1.6	e 1.0	e 0.0	e 0.1	e 0.3
Costa Rica	238	e 5.2	e 3.2	e 3.4	e 2.2	e 1.3	e 1.3	e 0.0	e 0.1	e 0.6	e 0.1	e 0.0	e 0.1
Dominican Republic	243	e 14.2	e 10.8	e 12.5	e 12.4	e 13.4	e 13.5	e 7.5	e 5.6	e 5.9	e 5.0	e 5.5	e 5.7
Ecuador	248	e 14.4	e 1.0	e 2.3	e 0.1	e 0.0	e 0.0
El Salvador	253	e 0.7	e 0.7	e 0.7	e 1.1	e 0.0	e 0.4	e 0.0	e 0.0	e 0.0	e 0.0	e 0.0
Greenland	326	e 0.0	e 0.1	e 0.0	e 0.0	e 0.0
Guatemala	258	e 0.1	e 0.1	e 1.7	e 0.4	e 0.1	e 0.1	e 0.7	e 0.4	e 0.4	e 4.6	e 0.1	e 0.2
Guyana	336	e 5.3	e 13.5	e 11.0	e 6.8	e 5.3	e 0.4	e 0.2	e 0.0	e 0.0	e 0.1	e 0.1
Honduras	268	e 1.8	e 3.2	e 3.9	e 4.4	e 4.5	e 0.4	e 21.4	e 33.0	e 22.6	e 14.9	e 0.0	e 15.8
Jamaica	343	e 1.4	e 6.1	e 9.1	e 0.1	e 1.0	e 1.0
Mexico	273	e 9.1	e 14.4	e 10.4	e 14.2	e 6.7	e 6.1	e 1.8	e 1.7	e 1.0	e 0.4	e 0.7	e 0.5
Nicaragua	278	e 0.2	e 1.2	e 11.1	e 0.3	e 0.0
Paraguay	288	e 23.1	e 10.6	e 13.6	e 15.5
Peru	293	e 2.4	e 0.5	e 0.6	e 0.3	e 1.1	e 0.3	e 0.6	e 0.5	e 1.1	e 22.5	e 0.1	e 10.2
St. Kitts and Nevis	361	e 0.1	e 0.0	e 0.0	e 0.0	e 0.0	e 0.0
St. Lucia	362	e 0.0	e 0.0	e 0.0	e 0.0	e 4.6
St. Vincent & Grens.	364	e 0.0	e 0.0	e 0.1	e 0.1	e 0.0	e 0.0
Suriname	366	e 7.7	e 5.6	e 8.6	e 5.6	e 3.2	e 4.2	e 0.2	e 0.2	e 0.3	e 0.4	e 0.5	e 0.4
Trinidad and Tobago	369	e 1.0	e 1.1	e 3.0	e 2.3	e 1.8	e 1.6	e 101.8	e 0.1	e 0.0	e 33.5	e 23.3	e 28.1
Uruguay	298	e 0.9	e 0.5	e 0.3	e 0.2	e 0.2	e 0.1	e 0.0	e 0.6	e 0.0
Venezuela, Rep. Bol.	299	e 39.5	e 29.2	e 17.7	e 27.4	e 14.7	e 10.0	e 0.0	e 0.3	e 0.2	e 0.3
Other Countries n.i.e	910	2.8	2.9	2.5	3.1	2.8	2.7	0.1	0.1	0.1	0.1	0.1	0.1
Cuba	928	e 2.8	e 2.9	e 2.5	e 3.1	e 2.8	e 2.7	e 0.1	e 0.1	e 0.1	e 0.1	e 0.1	e 0.1
Memorandum Items													
Africa	605	66.2	75.1	70.6	137.7	90.7	92.8	24.2	15.8	23.8	22.2	16.5	16.1
Middle East	405	47.0	31.2	22.6	30.1	9.9	10.0	58.1	2.0	2.1	5.1	4.3	42.7
European Union	998	27.8	148.2	21.1	11.7	5.9	5.4	64.6	40.5	24.8	22.3	25.0	14.9
Export earnings: fuel	080	107.1	62.1	56.2	107.8	70.4	64.8	220.5	109.9	87.3	123.3	99.5	150.0
Export earnings: nonfuel	092	3,023.3	3,373.6	3,177.5	2,806.1	2,881.9	1,802.6	4,297.8	4,529.0	4,222.8	3,594.7	3,625.1	3,718.8

Korea, Republic of (542)

In Millions of U.S. Dollars

		Exports (FOB)						Imports (CIF)					
		2012	2013	2014	2015	2016	2017	2012	2013	2014	2015	2016	2017
IFS World		547,879.2	559,637.7	572,667.4	526,757.7	495,429.0	574,062.2	519,569.3	515,539.4	525,522.3	436,514.6	406,185.5	478,490.6
World	001	547,869.8	559,632.4	572,664.6	526,756.5	495,857.2	562,026.0	519,584.5	515,585.5	525,514.5	436,499.0	406,031.8	472,574.1
Advanced Economies	110	230,766.3	225,662.4	235,241.9	221,209.9	209,754.8	236,044.4	220,442.7	216,951.6	222,289.8	198,842.6	190,469.6	218,359.0
Euro Area	163	36,401.0	34,093.7	35,108.2	31,801.1	31,502.3	35,590.8	39,379.6	44,763.0	49,461.6	45,752.5	41,825.0	46,111.0
Austria	122	838.5	606.9	937.8	882.3	858.9	951.8	1,261.9	1,382.6	1,344.3	1,176.7	1,097.2	1,594.3
Belgium	124	2,257.4	2,240.8	2,454.7	2,023.3	2,315.9	2,764.2	1,385.9	1,585.9	1,830.5	1,431.3	1,067.4	1,244.6
Cyprus	423	408.7	66.4	31.0	26.7	639.3	765.4	1,065.3	1,299.3	168.4	76.5	58.0	110.8
Estonia	939	136.8	151.9	123.9	62.0	63.3	77.2	82.7	164.7	344.3	111.7	65.5	83.2
Finland	172	744.6	352.3	340.3	309.3	352.4	291.2	1,053.2	1,283.2	1,356.0	1,083.2	968.4	953.2
France	132	2,826.9	3,601.5	2,927.7	2,619.5	2,512.0	3,094.7	4,927.7	6,016.7	6,825.8	6,162.2	5,544.6	5,775.2
Germany	134	7,509.7	7,907.9	7,570.9	6,220.2	6,485.0	8,215.3	17,645.4	19,336.0	21,298.8	20,956.5	18,971.7	19,904.8
Greece	174	1,908.7	884.2	1,048.7	1,312.9	2,339.8	1,639.3	247.8	272.2	411.4	247.3	137.1	453.6
Ireland	178	377.6	369.1	463.1	366.3	565.1	684.5	765.7	833.3	935.4	1,006.4	1,196.8	1,131.3
Italy	136	3,263.0	3,126.0	3,473.5	3,531.5	3,115.0	3,705.8	4,828.4	5,383.7	6,261.4	5,824.9	5,575.2	5,717.0
Latvia	941	193.6	109.0	111.0	86.0	60.0	64.8	36.6	39.7	55.9	59.6	73.2	80.3
Lithuania	946	122.1	145.9	216.5	263.6	313.5	307.8	31.5	41.4	50.8	72.7	72.5	79.9
Luxembourg	137	98.0	383.4	572.4	12.9	10.6	18.8	52.7	43.5	39.9	50.1	84.7	70.3
Malta	181	2,679.2	799.1	1,014.3	2,194.2	881.9	497.5	295.5	785.7	514.6	262.1	82.2	97.7
Netherlands	138	5,058.8	5,512.2	5,296.5	4,024.1	3,740.2	4,568.4	3,994.1	4,213.7	4,605.5	4,349.3	4,237.2	6,258.4
Portugal	182	276.3	334.1	493.2	525.9	441.7	458.3	156.3	203.7	181.3	203.2	244.2	273.3
Slovak Republic	936	4,624.5	4,407.0	4,298.7	3,543.4	2,890.3	2,778.0	170.1	186.6	223.9	231.1	222.8	189.0
Slovenia	961	1,408.4	1,414.0	1,665.4	1,625.9	1,660.2	1,917.4	85.6	93.9	125.8	112.5	102.4	104.0
Spain	184	1,668.3	1,682.1	2,068.5	2,171.0	2,257.1	2,790.4	1,293.2	1,597.0	2,887.5	2,335.1	2,023.8	1,990.1
Australia	193	9,250.5	9,563.1	10,282.5	10,830.6	7,495.5	16,400.1	22,987.9	20,784.8	20,413.1	16,437.8	15,133.1	18,652.4
Canada	156	4,828.1	5,202.9	4,916.6	4,623.2	4,866.4	4,625.7	5,247.4	4,717.3	5,442.6	3,983.1	3,871.0	4,990.4
China,P.R.: Hong Kong	532	32,606.2	27,756.3	27,256.4	30,418.2	32,709.2	38,730.5	2,058.4	1,929.2	1,749.9	1,493.0	1,660.6	1,890.7
China,P.R.: Macao	546	32.1	29.3	158.2	70.8	34.7	41.2	6.3	5.0	4.0	3.1	3.6	6.1
Czech Republic	935	1,785.5	1,682.9	1,812.4	2,040.5	2,161.7	2,228.9	572.4	557.5	558.2	577.2	610.4	704.5
Denmark	128	349.8	1,273.6	2,232.4	1,417.0	342.1	1,479.3	748.6	918.9	994.3	997.4	705.7	728.0
Iceland	176	27.0	25.1	31.4	30.8	30.4	42.0	28.0	28.7	26.5	29.4	28.0	26.4
Israel	436	1,532.3	1,464.1	1,224.8	1,179.5	1,274.7	1,293.3	861.3	856.2	959.7	870.3	864.9	1,158.8
Japan	158	38,796.1	34,662.3	32,183.8	25,576.5	24,362.6	26,520.1	64,363.1	60,029.4	53,768.3	45,853.8	47,462.1	54,368.9
New Zealand	196	1,465.1	1,490.5	1,730.3	1,262.7	1,320.0	1,342.4	1,339.2	1,395.2	1,526.5	1,225.0	1,098.6	1,181.3
Norway	142	1,061.7	1,539.4	1,669.8	4,779.1	3,784.2	4,232.2	5,094.4	3,655.7	2,841.3	2,627.9	1,647.9	1,335.7
San Marino	135	0.1	0.1	0.2	0.5
Singapore	576	22,887.9	22,289.0	23,749.9	15,011.2	12,821.5	11,973.7	9,676.4	10,369.4	11,303.2	7,942.1	6,545.0	8,674.0
Sweden	144	788.8	873.0	871.1	699.0	820.8	884.2	1,455.7	1,624.9	1,799.8	1,591.7	1,586.1	1,760.4
Switzerland	146	406.5	876.7	320.2	1,492.1	590.5	527.3	2,590.9	2,724.2	2,764.1	2,465.6	2,378.6	2,755.8
Taiwan Prov.of China	528	14,814.9	15,699.1	15,077.4	12,004.3	12,156.6	14,630.3	14,012.0	14,632.6	15,689.8	16,653.9	16,399.4	17,830.5
United Kingdom	112	4,926.0	4,814.4	6,060.0	7,856.0	6,727.8	6,767.8	6,366.8	6,193.7	7,446.7	6,127.2	5,259.8	6,384.0
United States	111	58,807.0	62,326.9	70,556.4	70,117.3	66,753.9	68,734.5	43,654.3	41,765.9	45,540.3	44,211.6	43,389.4	49,799.2
Emerg. & Dev. Economies	200	316,981.4	333,855.5	337,269.0	305,452.8	286,017.8	325,807.0	299,068.2	298,522.7	303,146.9	237,308.6	215,192.1	253,407.3
Emerg. & Dev. Asia	505	209,425.3	227,262.6	230,246.0	219,202.2	208,471.1	245,954.9	131,151.1	133,519.8	138,493.7	132,593.9	129,680.0	147,069.2
American Samoa	859	32.2	42.7	64.8	11.2	12.3	14.0	0.0	0.1	1.7	1.9	3.9	0.9
Bangladesh	513	1,458.9	1,427.2	1,235.9	1,208.8	1,158.5	1,251.9	295.0	332.5	345.3	335.3	293.8	283.7
Bhutan	514	7.4	3.3	2.3	4.9	3.5	11.6	0.0	0.4	0.0	0.0	0.0	0.0
Brunei Darussalam	516	111.7	102.4	290.3	272.2	69.2	61.4	1,982.9	1,934.8	1,292.2	967.3	765.7	793.9
Cambodia	522	593.3	614.6	654.4	652.8	584.8	607.9	126.4	136.3	194.0	216.5	236.5	259.0
China,P.R.: Mainland	924	134,322.6	145,869.5	145,287.7	137,123.9	124,442.0	141,181.1	80,784.6	83,052.9	90,082.2	90,250.3	86,971.7	97,009.6
Fiji	819	24.2	42.6	307.3	321.9	180.9	209.8	14.4	10.7	7.8	3.8	2.9	5.0
F.T. French Polynesia	887	282.3	227.2	47.2	39.0	84.3	103.3	0.3	0.4	0.1	0.2	0.2	0.2
F.T. New Caledonia	839	52.7	38.3	196.5	202.9	86.5	91.0	188.8	201.4	180.1	162.7	251.7	290.0
Guam	829	186.3	183.7	346.1	66.5	59.8	5.0	4.7	2.1	1.3	0.7
India	534	11,922.0	11,375.8	12,782.5	12,029.6	11,373.8	14,821.6	6,920.8	6,180.2	5,274.7	4,240.6	4,242.3	4,822.2
Indonesia	536	13,955.0	11,568.2	11,360.7	7,872.4	6,569.4	8,186.5	15,676.3	13,190.0	12,266.3	8,850.4	8,203.4	9,383.0
Kiribati	826	4.1	18.6	32.7	10.6	8.8	11.2	1.3	3.6	4.7	9.5	1.3	3.7
Lao People's Dem.Rep	544	165.0	187.0	156.0	170.4	129.1	95.0	11.3	12.5	18.0	28.4	24.5	26.6
Malaysia	548	7,723.5	8,587.8	7,582.6	7,735.3	7,648.8	8,700.2	9,796.4	11,095.8	11,097.9	8,609.4	7,424.0	8,696.4
Maldives	556	3.9	3.7	4.1	5.5	9.8	8.9	0.3	0.4	1.4	2.8	0.4	0.1
Marshall Islands	867	994.5	5,591.3	0.0	17.9

Korea, Republic of (542)

In Millions of U.S. Dollars

		Exports (FOB)						Imports (CIF)					
		2012	2013	2014	2015	2016	2017	2012	2013	2014	2015	2016	2017
Micronesia	868	3.6	46.5	0.0	1.0
Mongolia	948	433.5	399.5	346.8	245.7	208.4	230.8	53.6	27.0	23.6	46.2	11.5	13.9
Myanmar	518	1,330.9	705.1	800.1	659.9	857.1	569.8	351.2	487.8	579.9	505.7	463.9	468.4
Nauru	836	0.0	0.2	0.2	0.2	0.2	0.1	43.1	23.1	3.8	0.1	4.1	5.4
Nepal	558	19.0	17.0	20.0	25.6	24.4	33.0	1.7	1.5	2.9	1.9	1.9	2.0
Palau	565	2.6	3.0	13.6	9.1	8.1	11.5	0.0	0.1	0.0	0.0	0.0	0.5
Papua New Guinea	853	116.7	64.2	246.9	199.1	86.4	43.0	207.0	233.2	162.3	315.7	114.9	194.3
Philippines	566	8,210.7	8,783.4	10,032.5	8,317.9	7,314.0	10,318.0	3,283.9	3,706.2	3,331.2	3,251.6	3,354.1	3,722.7
Samoa	862	6.7	7.5	33.3	32.2	29.5	30.3	0.9	0.9	0.5	0.8	0.8	0.3
Solomon Islands	813	1.8	1.8	7.3	6.3	20.3	21.3	11.0	13.3	12.3	10.8	13.3	10.7
Sri Lanka	524	320.3	299.3	314.1	277.8	273.1	284.5	71.5	84.5	93.8	84.5	86.7	83.7
Thailand	578	8,221.1	8,071.7	7,599.1	6,361.6	6,492.9	7,380.7	5,353.2	5,231.0	5,344.8	4,854.3	4,524.5	5,115.1
Timor-Leste	537	9.9	13.6	5.2	9.0	7.6	5.8	114.4	185.5	88.3	0.5	0.8	1.0
Tonga	866	0.5	1.1	0.3	0.5	1.2	0.3	3.2	2.6	1.5	1.7	2.5	3.5
Tuvalu	869	0.1	0.2	0.2	0.2	0.2	4.8	2.8	0.7	0.4	0.0	0.0
Vanuatu	846	3.0	4.2	4.2	4.5	4.3	7.4	3.5	0.9	20.9	4.9	7.4	10.3
Vietnam	582	15,946.0	21,087.6	22,351.7	27,770.8	32,704.2	46,004.6	5,719.2	7,175.2	7,990.3	9,804.8	12,534.2	15,840.2
Asia n.s.	598	3,957.2	7,510.7	8,119.3	7,554.0	7,019.6	15.6	126.9	189.7	69.1	29.5	136.4	3.8
Europe	170	25,944.6	27,785.8	27,202.2	18,326.4	17,374.5	20,568.2	15,444.9	15,261.0	20,061.0	15,469.0	12,148.6	16,175.5
Emerg. & Dev. Europe	903	10,182.2	12,080.0	12,917.9	11,167.7	10,348.7	11,561.8	2,887.3	2,952.7	2,947.7	3,092.7	2,682.6	2,877.4
Albania	914	16.1	16.3	14.4	16.7	20.6	14.5	2.1	6.8	2.5	1.9	5.4	4.7
Bosnia and Herzegovina	963	11.8	15.5	22.5	8.1	4.3	3.4	5.8	5.6	11.6	11.7	13.2	21.2
Bulgaria	918	104.8	120.4	117.8	107.7	132.2	141.2	184.5	171.9	190.1	101.7	105.6	157.1
Croatia	960	49.8	46.3	93.7	299.9	303.6	341.4	20.7	16.6	15.3	10.0	14.4	15.6
Faroe Islands	816	0.7	0.2	0.1	0.1	0.0	0.6	0.0	0.0	0.5	0.1	1.0	0.0
Gibraltar	823	117.8	1.3	2.1	27.4	2.0	2.0	50.6	0.0	39.3	13.9	0.0	2.5
Hungary	944	1,157.5	2,113.8	1,481.3	1,016.5	955.3	1,185.6	474.9	467.0	515.3	735.4	654.9	711.0
Macedonia, FYR	962	3.9	7.1	9.4	21.4	13.3	19.2	56.3	2.0	2.1	1.6	3.3	2.6
Montenegro	943	1.7	2.1	0.9	1.3	1.6	2.5	0.1	0.0	0.0	0.1	0.0	0.5
Poland	964	3,677.3	3,600.7	3,849.5	2,807.5	2,913.7	3,100.5	535.0	775.2	772.9	696.3	539.8	619.4
Romania	968	438.7	439.4	597.9	538.6	560.4	455.8	660.3	745.1	642.3	614.7	554.2	470.8
Serbia, Republic of	942	50.6	58.9	63.4	73.2	94.3	92.4	224.8	70.6	100.7	115.8	43.0	63.6
Turkey	186	4,551.6	5,657.8	6,664.7	6,249.3	5,347.4	6,202.7	672.3	691.9	655.2	789.6	747.9	808.3
CIS	901	15,761.0	15,703.7	14,284.1	7,157.6	7,024.9	9,006.2	12,557.2	12,308.1	17,113.2	12,376.2	9,462.5	13,296.9
Armenia	911	25.2	26.7	14.5	7.5	6.0	7.5	1.6	7.2	3.2	3.2	3.8	7.0
Azerbaijan, Rep. of	912	282.1	308.4	269.6	122.9	122.0	55.6	0.1	3.4	0.1	3.4	0.5	0.9
Belarus	913	43.9	71.4	41.0	47.0	25.1	28.0	38.1	29.7	44.9	46.9	34.9	42.2
Georgia	915	113.5	112.5	143.9	73.3	97.1	55.6	36.9	9.7	20.0	14.3	24.0	37.6
Kazakhstan	916	885.4	1,074.5	907.0	454.5	362.9	518.8	308.2	249.1	560.8	305.0	248.1	922.3
Kyrgyz Republic	917	161.9	163.9	155.9	80.3	63.2	82.4	0.2	0.5	8.5	1.2	0.5	0.5
Moldova	921	4.2	9.1	10.3	5.4	7.8	8.3	12.2	11.6	17.7	12.3	9.6	8.9
Russian Federation	922	11,097.1	11,149.1	10,129.2	4,685.7	4,764.8	6,693.9	11,354.3	11,495.5	15,669.2	11,308.3	8,643.4	11,738.6
Tajikistan	923	38.1	44.3	48.5	20.3	18.3	16.3	4.6	0.2	2.8	4.0	8.8	6.5
Turkmenistan	925	193.5	141.2	193.0	182.2	369.9	141.0	0.8	0.1	0.2	0.0	0.1	0.1
Ukraine	926	1,149.5	634.6	338.8	194.4	219.9	257.9	757.8	448.0	758.6	661.5	465.7	515.6
Uzbekistan	927	1,766.5	1,968.0	2,032.5	1,284.0	967.8	1,140.9	42.4	53.1	27.4	16.1	23.0	17.0
Europe n.s.	884	1.4	2.1	0.2	1.2	1.0	0.2	0.4	0.1	0.1	0.2	3.5	1.3
Mid East, N Africa, Pak	440	36,169.7	31,772.2	34,452.4	30,122.0	25,957.8	24,447.5	127,682.5	125,852.5	118,514.4	67,925.7	53,965.5	67,923.2
Afghanistan, I.R. of	512	143.2	63.8	58.8	39.6	47.5	77.2	0.0	0.1	0.0	0.1	0.0	0.3
Algeria	612	1,130.7	1,023.9	1,417.3	850.2	1,208.8	1,146.9	302.0	893.4	1,948.1	864.9	213.1	705.5
Bahrain, Kingdom of	419	329.0	234.0	275.2	186.8	173.9	284.2	801.8	598.6	615.5	498.7	264.5	410.3
Djibouti	611	93.8	63.4	58.1	53.8	78.4	78.4	0.0	0.0	0.1	0.1	0.6	0.3
Egypt	469	1,807.0	1,534.5	2,363.8	2,178.9	1,758.0	1,335.8	802.1	1,015.8	531.7	218.4	61.3	91.4
Iran, I.R. of	429	6,256.5	4,480.9	4,162.2	3,730.9	3,622.1	3,901.4	8,544.4	5,564.4	4,578.1	2,367.4	4,779.6	7,645.3
Iraq	433	1,866.4	1,973.5	1,797.6	1,427.7	1,434.0	1,529.0	10,227.1	9,260.7	6,687.2	6,265.7	4,982.1	6,401.7
Jordan	439	1,395.5	1,316.6	1,383.4	849.1	636.8	625.4	69.2	67.2	78.2	78.1	53.2	68.4
Kuwait	443	1,584.2	1,132.9	1,975.9	924.7	1,284.1	1,200.1	18,297.1	18,725.1	16,892.0	8,973.4	7,414.6	9,362.2
Lebanon	446	353.6	378.3	303.2	253.0	189.5	188.8	33.6	65.6	27.1	23.5	18.9	39.3
Libya	672	1,076.7	1,064.3	893.2	543.9	718.6	280.8	751.9	479.6	743.2	181.3	296.6	589.4
Mauritania	682	15.3	11.1	12.1	7.0	6.3	6.9	10.9	17.8	19.6	39.9	35.4	22.7

Korea, Republic of (542)

In Millions of U.S. Dollars

		Exports (FOB)						Imports (CIF)					
		2012	2013	2014	2015	2016	2017	2012	2013	2014	2015	2016	2017
Morocco	686	508.5	292.6	308.2	349.5	533.5	295.7	218.1	165.7	236.9	154.2	161.2	179.5
Oman	449	923.6	1,007.0	1,171.6	939.4	590.5	647.2	5,305.7	4,783.3	4,596.8	2,888.3	2,349.4	2,302.8
Pakistan	564	847.2	819.0	770.0	790.1	827.5	985.2	776.0	522.1	401.9	284.5	292.6	317.0
Qatar	453	729.9	852.1	904.5	674.1	535.7	432.6	25,504.7	25,873.8	25,723.1	16,474.8	10,035.5	11,156.0
Saudi Arabia	456	9,112.0	8,827.7	8,287.5	9,481.9	5,643.9	5,258.8	39,707.1	37,665.2	36,694.5	19,561.5	15,700.6	19,250.6
Somalia	726	1.4	2.0	4.6	5.5	9.1	15.7	0.0	0.5	6.5	1.7	3.0
Sudan	732	137.2	165.9	140.8	163.4	150.0	158.1	43.2	122.2	30.8	17.8	11.7	21.0
Syrian Arab Republic	463	433.4	445.5	422.8	209.3	196.6	215.7	1.5	1.1	0.9	0.1	6.1	1.1
Tunisia	744	423.4	167.1	207.9	183.7	148.5	143.6	68.9	244.4	121.9	50.6	54.1	59.2
United Arab Emirates	466	6,861.7	5,737.7	7,211.6	6,076.8	6,019.4	5,472.5	15,115.3	18,122.9	16,194.3	8,614.7	7,217.2	9,254.5
West Bank and Gaza	487	14.8	80.1	0.9	1.0
Yemen, Republic of	474	139.6	178.6	322.0	202.9	130.5	87.6	1,101.8	1,663.3	2,391.9	361.3	14.5	40.4
Sub-Saharan Africa	603	9,071.0	11,052.5	9,810.5	7,478.2	8,844.4	7,601.3	5,382.6	5,791.3	8,053.1	5,542.2	4,495.2	5,244.4
Angola	614	414.9	1,241.7	1,800.0	1,858.8	426.3	323.5	139.5	136.2	149.9	142.5	185.6	224.7
Benin	638	40.3	41.9	63.4	38.5	27.8	39.8	13.5	11.0	5.1	10.8	22.6	25.3
Botswana	616	5.9	5.7	9.5	11.2	37.0	12.0	0.2	0.4	21.2	25.6	0.7	0.7
Burkina Faso	748	26.9	27.4	24.3	22.1	22.4	30.6	0.2	0.8	6.3	7.0	3.0	0.7
Burundi	618	0.9	0.8	2.2	1.3	1.1	2.6	0.2	0.4	0.1	0.1	0.3	0.5
Cabo Verde	624	0.7	0.6	0.8	1.7	1.2	1.4	0.0	0.1	0.0	0.1	0.0	0.0
Cameroon	622	54.1	43.6	47.9	30.8	23.8	28.2	10.7	9.9	5.6	42.7	3.6	58.3
Central African Rep.	626	44.2	95.7	0.9	3.3	0.6	0.8	0.4	0.3	0.1	0.5	1.4	1.7
Chad	628	0.7	1.5	1.5	3.3	1.1	1.5	0.0	0.0	0.0	19.8	0.0
Comoros	632	0.0	0.5	0.1	0.0	0.0	0.1	0.0	0.0	0.1	0.5	2.5	0.9
Congo, Dem. Rep. of	636	35.0	39.6	25.7	26.5	24.7	19.6	236.6	221.5	261.3	301.6	514.3	576.5
Congo, Republic of	634	44.0	52.3	54.1	502.0	1,231.7	23.1	11.1	10.6	325.8	81.2	44.0	15.9
Côte d'Ivoire	662	120.7	141.9	218.7	117.0	76.3	105.9	1.7	2.2	7.6	14.5	15.2	8.6
Equatorial Guinea	642	41.1	11.9	1.9	5.0	10.4	3.6	338.4	109.9	166.5	1,056.1	617.3	527.5
Eritrea	643	5.4	9.8	18.0	8.3	1.5	1.2	0.0	18.4	19.7	13.8	15.2	74.9
Eswatini, Kingdom of	734	4.7	3.6	4.8	3.2	6.1	5.5	29.1	33.1	15.5	17.1	4.6	7.9
Estonia	939	136.8	151.9	123.9	62.0	63.3	77.2	82.7	164.7	344.3	111.7	65.5	83.2
Ethiopia	644	107.9	93.8	154.7	113.4	97.5	109.7	24.7	24.8	55.2	55.4	54.4	61.4
Gabon	646	28.0	25.5	17.9	24.0	13.7	11.3	309.8	203.3	643.3	384.6	296.9	97.5
Gambia, The	648	2.3	2.0	2.8	3.0	9.5	2.5	0.0	0.0	0.2	0.3	1.8	3.5
Ghana	652	283.9	351.0	220.0	252.9	220.7	251.0	31.5	40.7	37.8	40.1	34.3	37.9
Guinea	656	49.5	51.6	41.0	33.1	101.7	29.2	10.8	180.0	739.7	29.8	62.8	40.7
Guinea-Bissau	654	0.3	0.2	0.2	0.4	0.3	0.3	0.3	0.0	0.3	0.4	1.2	1.4
Kenya	664	263.0	258.0	344.5	256.5	157.3	198.2	27.8	29.2	28.1	28.3	104.1	38.2
Lesotho	666	0.2	0.3	0.1	0.2	0.0	0.4	0.2	0.0	0.0	0.0	0.1	0.0
Liberia	668	3,803.7	3,512.9	2,976.2	1,299.3	3,852.3	1,506.4	1.2	6.5	8.9	14.9	0.8	1.7
Madagascar	674	26.9	120.2	26.3	24.4	30.9	61.3	3.6	75.6	123.1	85.6	67.3	79.8
Malawi	676	22.4	19.5	14.1	13.3	12.8	9.3	28.8	50.5	21.6	14.7	26.5	24.4
Mali	678	21.0	32.6	13.3	12.7	18.9	29.6	0.2	0.1	0.1	5.3	0.0	0.2
Mauritius	684	59.7	46.9	50.0	37.6	29.9	31.6	7.2	6.4	5.5	4.6	6.0	4.5
Mozambique	688	44.0	92.4	101.3	67.6	42.2	54.3	66.4	14.5	28.9	11.8	25.3	144.2
Namibia	728	15.2	4.9	8.4	6.8	2.5	5.4	78.7	43.4	114.5	72.8	31.7	24.7
Niger	692	9.3	4.8	5.2	2.1	1.5	3.3	0.2	105.5	2.1	0.0	93.3	64.5
Nigeria	694	853.7	1,570.7	1,378.4	685.8	458.2	2,282.2	1,465.6	2,307.2	3,095.6	1,123.5	497.6	514.2
Rwanda	714	3.4	13.2	19.5	17.2	17.7	77.5	0.5	0.6	1.5	0.8	1.4	2.1
São Tomé & Príncipe	716	0.0	0.1	0.5	0.3	0.3	1.0	0.0	0.3	0.0	0.0	0.1	0.0
Senegal	722	57.3	75.3	127.1	146.2	253.2	76.2	39.6	61.8	53.0	62.7	77.7	63.4
Seychelles	718	28.0	23.0	24.0	17.2	18.2	21.5	1.9	2.4	3.3	5.4	4.7	8.8
Sierra Leone	724	12.4	11.0	16.9	6.6	5.6	6.6	3.5	4.3	16.0	10.5	14.8	16.3
South Africa	199	2,188.3	2,697.8	1,475.6	1,262.4	986.8	949.6	2,128.9	1,729.3	1,623.9	1,415.9	1,272.2	2,222.2
South Sudan, Rep. of	733	0.1	0.3	0.3	0.8	0.2	0.2	0.0	0.0	0.0	0.0	0.0
Tanzania	738	199.6	145.1	333.1	193.7	137.6	126.1	23.3	46.1	42.5	50.8	36.7	38.1
Togo	742	36.4	30.6	24.1	185.1	355.3	1,071.4	0.6	17.8	29.3	42.5	48.8	31.9
Uganda	746	9.3	15.4	15.1	20.2	18.4	15.0	6.8	7.0	20.5	13.4	7.2	7.6
Zambia	754	30.5	26.9	26.1	30.9	17.1	18.0	336.6	264.3	367.4	346.8	273.1	175.6
Zimbabwe	698	28.6	25.9	27.4	21.1	18.3	22.4	1.5	13.2	4.7	6.5	3.2	15.6
Africa n.s.	799	46.3	82.2	92.7	110.5	73.9	30.4	0.8	1.6	1.1	0.6	0.9	0.1

Korea, Republic of (542)

In Millions of U.S. Dollars

		Exports (FOB)						Imports (CIF)					
		2012	2013	2014	2015	2016	2017	2012	2013	2014	2015	2016	2017
Western Hemisphere	205	36,370.8	35,982.3	35,557.9	30,324.0	25,370.0	27,235.1	19,407.0	18,098.2	18,024.6	15,777.7	14,902.8	16,995.0
Anguilla	312	0.0	0.0	0.0	0.1
Antigua and Barbuda	311	32.7	37.8	7.1	36.0	6.6	4.4	13.2	2.2	0.3	8.5	0.1	0.9
Argentina	213	972.9	1,074.6	753.8	1,046.9	816.1	849.9	1,427.9	1,195.5	501.3	698.9	845.4	692.1
Aruba	314	21.3	21.4	179.2	19.7	16.9	17.3	0.4	0.2	111.1	56.2	0.0	3.5
Bahamas, The	313	812.3	1,013.0	834.7	778.6	1,173.1	1,718.2	0.9	7.8	16.1	10.8	0.0	0.0
Barbados	316	11.6	10.7	14.0	8.5	11.7	8.4	0.1	0.2	0.1	0.3	0.6	0.4
Belize	339	9.9	6.5	5.3	5.9	7.9	7.3	1.2	0.7	1.3	0.4	0.6	1.2
Bermuda	319	1,372.3	1,600.6	2,038.1	2,032.4	1,487.9	851.5	0.0	0.0	0.0	0.0	0.0	0.0
Bolivia	218	38.0	51.1	129.7	90.3	68.7	61.8	274.6	290.3	299.4	244.7	372.7	447.9
Brazil	223	10,286.1	9,688.2	8,922.1	5,494.9	4,491.4	5,374.7	6,085.4	5,573.1	4,907.1	4,058.7	3,405.7	3,722.6
Chile	228	2,469.3	2,458.2	2,083.3	1,742.3	1,594.8	1,509.9	4,676.5	4,657.5	4,810.1	4,402.1	3,811.4	3,865.2
Colombia	233	1,467.7	1,342.3	1,509.4	1,129.0	854.4	819.1	414.8	206.6	607.6	323.5	388.8	647.9
Costa Rica	238	337.3	232.1	242.5	245.3	212.9	175.5	293.0	267.2	290.8	149.8	139.6	138.0
Curacao	354	0.1	3.9	0.1	0.0
Dominica	321	5.0	4.1	5.3	3.9	8.0	3.9	4.6	2.7	0.4	0.0	0.0	0.1
Dominican Republic	243	167.0	184.4	220.9	265.0	316.4	274.1	122.9	108.4	128.6	78.6	82.6	115.8
Ecuador	248	856.8	919.9	811.5	641.3	428.3	580.2	39.5	48.4	342.5	245.7	96.8	119.3
El Salvador	253	114.9	152.7	139.4	129.0	128.8	154.5	37.9	17.1	57.8	14.2	13.3	19.0
Falkland Islands	323	0.0	0.0	0.1	0.0	0.0	0.0	0.2	0.6	0.0	0.4	1.5	0.2
Greenland	326	0.0	0.1	0.0	0.0	0.0	0.0	1.8	2.3	3.6	2.8	1.9	1.1
Grenada	328	1.8	2.5	2.8	2.4	2.5	2.6	0.1	0.0	0.0	0.0	0.0	0.0
Guatemala	258	363.6	394.5	319.6	398.4	293.5	246.1	140.6	159.6	320.7	161.9	137.1	120.8
Guyana	336	27.0	27.2	22.9	16.6	24.0	18.1	2.0	1.2	1.3	2.1	1.0	2.8
Haiti	263	23.1	29.8	39.1	46.7	51.3	70.7	4.9	13.1	2.6	4.2	2.2	1.8
Honduras	268	156.4	124.0	114.9	117.1	116.6	129.1	84.1	54.2	51.1	55.1	48.7	42.8
Jamaica	343	26.7	25.6	22.9	19.0	21.4	26.2	4.5	4.5	10.0	9.7	3.4	3.7
Mexico	273	9,042.4	9,727.4	10,846.0	10,891.9	9,648.0	10,717.2	2,591.6	2,300.7	3,268.5	3,464.2	3,507.9	4,362.0
Netherlands Antilles	353	18.8	24.5	22.1	20.9	20.8	11.9	0.5	0.2	2.6	0.6	0.1	0.0
Nicaragua	278	185.6	188.3	182.2	148.7	127.6	104.1	41.7	24.0	21.7	12.6	12.6	10.8
Panama	283	3,977.3	3,484.6	2,764.7	2,230.3	1,488.3	1,449.4	594.8	516.4	495.4	390.8	335.1	173.7
Paraguay	288	160.3	203.3	224.3	224.7	120.4	142.3	105.7	74.5	72.7	19.7	103.8	99.2
Peru	293	1,472.6	1,440.2	1,391.7	1,217.4	1,192.4	959.9	1,639.4	1,983.0	1,432.8	1,135.8	1,323.0	2,065.9
Sint Maarten	352	15.8	0.0
St. Kitts and Nevis	361	1.2	2.7	4.3	11.1	14.6	2.6	0.3	0.0	0.0	0.2	0.0	0.1
St. Lucia	362	6.6	3.4	3.2	2.7	3.4	3.3	0.0	0.1	0.0	0.2	0.1	0.5
St. Vincent & Grens.	364	1.1	1.0	1.3	1.6	1.4	2.1	0.1	0.1	0.0	0.0	0.4	0.2
Suriname	366	28.4	19.9	11.2	9.6	5.6	7.4	2.2	2.4	2.6	3.6	2.8	2.4
Trinidad and Tobago	369	82.2	98.5	111.6	105.6	96.4	112.2	585.7	409.3	175.5	116.5	149.8	199.9
Uruguay	298	184.0	385.9	255.3	192.8	99.2	113.3	98.2	120.9	72.6	83.6	88.3	115.6
Venezuela, Rep. Bol.	299	522.9	442.9	235.9	449.5	326.3	59.4	114.7	51.1	14.9	20.8	24.6	17.4
Western Hem. n.s.	399	1,113.7	558.3	1,085.5	547.9	92.3	626.8	1.0	1.9	1.3	0.5	0.5	0.1
Other Countries n.i.e	910	74.2	57.8	55.8	51.5	46.9	71.7	2.2	9.7	12.2	5.7	5.7	3.0
Cuba	928	74.2	57.8	55.8	51.5	46.9	71.7	2.2	9.7	12.2	5.7	5.7	3.0
Special Categories	899	0.1	0.3	2.7	2.9	3.7	16.8	0.0
Countries & Areas n.s.	898	47.8	56.4	95.3	39.3	34.0	86.1	71.4	101.4	65.7	342.1	364.5	804.8
Memorandum Items													
Africa	605	11,381.1	12,778.1	11,959.1	9,090.4	10,978.8	9,446.5	6,025.8	7,234.8	10,411.1	6,676.1	4,973.0	6,235.7
Middle East	405	32,869.1	29,163.6	31,474.7	27,679.3	22,948.3	21,539.8	126,263.3	123,886.7	115,754.5	66,507.2	53,195.2	66,614.5
European Union	998	49,679.2	49,058.3	52,224.4	48,583.7	46,419.9	52,175.4	50,398.6	56,233.8	62,396.6	57,204.0	51,856.0	57,661.9
Export earnings: fuel	080	46,940.2	45,060.2	46,265.1	36,260.9	30,973.3	31,995.7	143,113.4	141,271.7	140,496.4	83,375.7	65,620.2	83,387.6
Export earnings: nonfuel	092	500,929.6	514,572.3	526,399.5	490,495.6	464,883.9	530,030.3	376,471.1	374,313.8	385,018.1	353,123.2	340,411.6	389,186.5

Kosovo, Republic of (967)

In Millions of U.S. Dollars

		Exports (FOB)						Imports (CIF)					
		2012	2013	2014	2015	2016	2017	2012	2013	2014	2015	2016	2017
IFS World		354.3	390.0	430.1	360.9	342.5	428.3	3,217.2	3,253.1	3,365.2	2,918.1	3,088.1	3,456.3
World	001	374.6	410.1	439.5	370.7	342.6	428.3	3,202.0	3,242.7	3,350.4	2,906.9	3,088.4	3,456.6
Advanced Economies	110	99.7	109.7	121.0	101.5	79.4	118.8	1,241.6	1,255.4	1,298.7	1,126.1	1,185.3	1,294.5
Euro Area	163	68.0	74.9	82.6	69.3	53.3	65.6	1,047.0	1,058.7	1,095.2	949.7	991.0	1,099.0
Austria	122	3.5	3.8	4.2	3.6	7.4	11.9	45.6	46.1	47.7	41.4	51.5	57.3
Belgium	124	13.0	14.4	15.8	13.3	2.5	1.2	7.4	7.5	7.8	6.7	10.3	12.2
Cyprus	423	0.0	0.1	2.7	2.8	2.9	2.5	1.5	1.4
Estonia	939	0.5	0.6	0.6	0.5	0.0	0.0	0.0	0.0	0.0	0.6	1.1
Finland	172	0.0	0.1	1.3	1.3	1.4	1.2	1.4	2.8
France	132	7.4	8.2	9.0	7.6	3.6	4.2	27.4	27.7	28.7	24.9	35.8	42.8
Germany	134	10.9	12.0	13.3	11.1	15.3	22.9	405.2	409.7	423.9	367.5	379.8	429.2
Greece	174	1.6	1.7	1.9	1.6	1.0	1.3	197.1	199.3	206.2	178.8	131.0	153.2
Ireland	178	0.1	0.1	4.8	4.9	5.1	4.4	2.1	2.1
Italy	136	9.4	10.3	11.4	9.5	6.3	7.2	206.8	209.1	216.3	187.6	224.6	221.4
Latvia	941	0.0	1.7	1.7	1.7	1.5	0.6	0.5
Lithuania	946	0.0	0.1	2.9	3.0	3.1	2.6	2.2	2.6
Luxembourg	137	0.5	0.3	1.4	1.4	1.4	1.3	1.1	1.1
Malta	181	0.0	0.0	0.0	0.0	0.0	0.3	0.0
Netherlands	138	17.3	19.1	21.0	17.7	13.1	14.5	27.7	28.1	29.0	25.2	25.8	26.4
Portugal	182	0.0	0.0	2.5	2.6	2.7	2.3	2.0	2.2
Slovak Republic	936	0.9	0.9	1.0	0.9	0.9	0.2	10.9	11.1	11.4	9.9	10.9	13.2
Slovenia	961	0.3	0.3	0.3	0.3	1.3	1.1	81.3	82.3	85.1	73.8	67.6	72.5
Spain	184	3.2	3.5	3.9	3.3	1.0	0.6	19.9	20.2	20.9	18.1	41.9	57.1
Australia	193	0.0	0.0	0.0	0.0	0.6	0.0	0.0	0.0	0.0	0.0	0.7	0.6
Canada	156	0.0	0.0	0.8	0.8	0.8	0.7	1.8	2.6
China,P.R.: Hong Kong	532	0.0	0.0	2.7	2.7	2.8	2.4	1.3	0.7
Czech Republic	935	0.3	0.4	0.4	0.4	0.6	0.5	27.8	28.1	29.0	25.2	27.4	29.9
Denmark	128	1.4	1.6	1.7	1.5	0.2	4.1	2.0	2.0	2.1	1.8	5.5	9.1
Israel	436	0.3	0.3	0.4	0.3	0.1	0.0	13.2	13.4	13.9	12.0	7.3	8.3
Japan	158	0.1	0.2	13.1	13.3	13.7	11.9	12.3	16.3
Korea, Republic of	542	0.2	0.1	9.5	9.6	10.0	8.6	8.9	11.6
New Zealand	196	0.0	0.0	0.0	0.0	0.0	0.1	0.1
Norway	142	0.1	0.2	0.2	0.1	0.1	0.6	3.1	3.2	3.3	2.9	1.3	1.6
San Marino	135	0.1	0.1
Singapore	576	1.2	1.2	1.2	1.0	0.6	0.6
Sweden	144	1.5	1.7	1.8	1.5	1.1	1.9	9.2	9.3	9.6	8.4	9.2	9.7
Switzerland	146	14.1	15.5	17.1	14.4	18.6	24.2	20.2	20.4	21.1	18.3	24.4	27.9
Taiwan Prov. of China	528	11.6	12.7	14.0	11.8	1.6	6.0	14.1	14.2	14.7	12.8	10.8	8.4
United Kingdom	112	0.5	0.6	0.6	0.5	0.9	12.7	26.7	27.0	27.9	24.2	20.9	27.6
United States	111	1.7	1.9	2.1	1.8	2.0	2.7	51.0	51.6	53.3	46.3	61.6	40.4
Emerg. & Dev. Economies	200	274.9	300.4	318.5	269.1	263.2	287.7	1,960.2	1,987.1	2,051.5	1,780.6	1,902.9	2,063.1
Emerg. & Dev. Asia	505	16.7	18.4	20.3	17.0	23.0	66.0	459.7	464.9	480.9	417.0	356.1	390.5
Bangladesh	513	8.7	8.8	9.1	7.9	9.2	11.5
Cambodia	522	1.3	1.3	1.4	1.2	1.1	1.8
China,P.R.: Mainland	924	12.6	6.2	358.9	362.9	375.4	325.5	286.0	313.2
India	534	16.7	18.4	20.3	17.0	10.4	59.8	17.0	17.2	17.7	15.4	21.0	20.3
Indonesia	536	0.0	12.8	12.9	13.4	11.6	5.1	5.2
Malaysia	548	0.0	4.8	4.8	5.0	4.3	4.0	4.8
Myanmar	518	0.0	0.1	0.1	0.1	0.1	0.2	0.4
Philippines	566	0.0	0.2	0.2	0.2	0.2	0.5	0.5
Sri Lanka	524	20.1	20.3	21.0	18.2	7.9	10.7
Thailand	578	6.2	6.3	6.5	5.6	4.7	5.2
Vietnam	582	29.7	30.0	31.1	26.9	16.4	16.9
Europe	170	242.0	264.1	278.6	235.6	233.3	217.8	1,378.3	1,398.7	1,442.8	1,252.8	1,458.6	1,561.5
Emerg. & Dev. Europe	903	134.5	145.9	148.1	126.1	189.5	216.1	1,337.0	1,356.9	1,399.6	1,215.3	1,429.8	1,517.2
Albania	914	27.0	29.7	32.8	27.5	46.6	68.4	106.4	107.6	111.3	96.5	128.2	172.0
Bosnia and Herzegovina	963	3.3	3.7	4.0	3.4	9.3	10.0	71.4	72.2	74.7	64.8	87.7	92.5
Bulgaria	918	10.0	11.0	12.2	10.2	12.5	10.1	60.6	61.3	63.4	55.0	62.9	68.6
Croatia	960	2.8	3.1	3.4	2.9	3.5	2.4	45.1	45.6	47.1	40.9	65.4	66.1
Hungary	944	0.4	0.5	0.5	0.4	0.3	1.5	32.5	32.8	34.0	29.4	29.4	32.8

Kosovo, Republic of (967)

In Millions of U.S. Dollars

		Exports (FOB)						Imports (CIF)					
		2012	2013	2014	2015	2016	2017	2012	2013	2014	2015	2016	2017
Macedonia, FYR	962	40.3	42.2	33.8	30.2	42.7	52.0	119.8	126.1	126.3	111.2	173.7	177.6
Montenegro	943	11.9	13.1	14.4	12.1	15.4	10.1	7.7	7.8	8.0	7.0	15.2	5.8
Poland	964	1.2	1.4	1.5	1.3	3.7	6.0	102.2	103.3	106.9	92.7	83.4	91.0
Romania	968	0.5	0.6	0.7	0.5	1.5	2.1	37.9	38.3	39.7	34.4	35.3	54.6
Serbia, Republic of	942	24.6	27.1	29.9	25.1	45.7	45.4	435.6	440.5	455.7	395.1	429.2	424.5
Turkey	186	12.4	13.6	15.0	12.6	8.4	8.2	318.0	321.5	332.6	288.4	319.5	331.5
CIS	901	107.5	118.3	130.5	109.5	43.8	1.6	41.3	41.8	43.2	37.5	28.8	44.4
Azerbaijan, Rep. of	912	0.3	0.3	0.3	0.2	0.0	0.0
Belarus	913	0.2	0.1
Georgia	915	0.0	0.0	0.0	0.0	0.1	0.0	0.0	0.0	0.0	0.0	0.0	0.0
Kazakhstan	916	107.4	118.2	130.3	109.4	43.5	1.4	14.4	14.5	15.0	13.0	3.6	2.8
Kyrgyz Republic	917	0.0	6.5	6.6	6.8	5.9	2.8	3.5
Moldova	921	0.0	0.0	0.0	0.0	0.0	0.0	0.5	0.5	0.6	0.5	0.2	0.2
Russian Federation	922	0.1	0.1	0.1	0.1	0.0	0.0	12.3	12.4	12.9	11.2	14.7	27.6
Turkmenistan	925	0.1
Ukraine	926	0.2	0.2	7.3	7.4	7.6	6.6	7.1	10.1
Mid East, N Africa, Pak	440	3.9	4.2	4.7	3.9	2.8	2.4	20.8	21.0	21.8	18.9	21.5	23.6
Afghanistan, I.R. of	512	0.0	0.1	0.0	0.0	0.0	0.0	0.0	0.0
Algeria	612	0.6	0.7	0.8	0.7	0.3	0.1	9.6	9.7	10.0	8.7	4.0	2.2
Bahrain, Kingdom of	419	1.0	1.1	1.2	1.0	0.2	0.1	0.0	0.0
Djibouti	611	0.1
Egypt	469	0.3	0.4	0.4	0.3	0.4	0.1	4.3	4.3	4.5	3.9	3.1	4.7
Iran, I.R. of	429	0.0	1.8	1.8	1.9	1.6	1.9	4.5
Iraq	433	0.2	0.8
Jordan	439	0.1	0.1	0.0	0.0
Kuwait	443	0.4	0.4	0.4	0.4	0.3	0.1	0.0	0.0
Lebanon	446	0.0	0.1	0.1	0.2	0.1	0.0	0.0
Libya	672	0.2	0.2	0.9
Morocco	686	0.6	0.6	0.6	0.5	1.3	1.5
Oman	449	0.1	0.1	0.2	0.2
Pakistan	564	0.0	0.1	1.5	1.5	1.6	1.4	1.8	2.2
Qatar	453	0.1	0.2	0.9	0.9	0.9	0.8	1.1	0.4
Saudi Arabia	456	0.0	0.1	1.3	1.3	1.3	1.1	4.8	5.4
Syrian Arab Republic	463	0.0	0.1	0.1	0.1	0.0	0.0	0.1
Tunisia	744	0.5	0.6	0.6	0.5	0.2	0.1	0.3	0.3	0.3	0.2	2.3	1.1
United Arab Emirates	466	0.6	0.6	0.7	0.6	0.3	0.5	0.5	0.5	0.5	0.4	0.7	0.5
Yemen, Republic of	474	0.5	0.5	0.6	0.5	0.1	0.1	0.0
Sub-Saharan Africa	603	12.3	13.5	14.9	12.5	3.9	1.2	1.5	1.6	1.6	1.4	2.1	3.1
Cameroon	622	0.0	0.0	0.0	0.0	0.4	1.2
Central African Rep.	626	0.0	0.2	0.0	0.1
Congo, Republic of	634	0.0	0.0	0.0	0.0	0.7	0.6	0.0	0.0
Estonia	939	0.5	0.6	0.6	0.5	0.0	0.0	0.0	0.0	0.0	0.6	1.1
Ethiopia	644	0.1	0.0	0.1	0.1	0.1	0.1	0.0	0.0
Gabon	646	0.2	0.2	0.3	0.2	0.0	0.0
Ghana	652	0.0	0.1	0.0	0.0
Kenya	664	0.0	0.0	0.2	0.1
Mali	678	0.0	0.1	0.0	0.0
Mauritius	684	0.0	0.0	0.0	0.0	0.1	0.1
Namibia	728	1.0	1.0	1.0	0.9	0.0	0.0
Seychelles	718	0.1	0.1
Sierra Leone	724	0.0	0.0	0.0	0.0	0.0	0.0	0.1
South Africa	199	12.2	13.5	14.8	12.5	2.9	0.1	0.1	0.1	0.1	0.1	1.1	1.2
Tanzania	738	0.1	0.1	0.1	0.0	0.0	0.0
Western Hemisphere	205	0.1	0.1	0.1	0.1	0.2	0.3	99.8	101.0	104.4	90.6	64.5	84.4
Argentina	213	5.3	5.4	5.6	4.8	3.5	3.6
Bolivia	218	0.0	0.0	0.0	0.0	0.1	0.1	0.0	0.0	0.0	0.0	0.0	0.0
Brazil	223	63.2	63.9	66.1	57.3	41.2	52.3
Chile	228	0.2	0.2	0.2	0.2	0.3	0.5
Colombia	233	0.0	0.0	0.0	0.0	0.1	0.1	0.2	0.2	0.2	0.2	2.3	2.8
Costa Rica	238	1.9	1.9	1.9	1.7	0.9	1.6

Kosovo, Republic of (967)

In Millions of U.S. Dollars

		Exports (FOB)						Imports (CIF)					
		2012	2013	2014	2015	2016	2017	2012	2013	2014	2015	2016	2017
Dominican Republic	243	0.0	0.0	0.0	0.0	0.1	0.2
Ecuador	248	0.0	0.0	0.0	0.0	0.0	0.0	15.8	16.0	16.5	14.3	6.8	5.4
Guatemala	258	0.0	0.0	0.0	0.0	0.2	10.8
Honduras	268	0.0	0.0	0.0	0.0	0.0	0.1
Mexico	273	0.0	2.4	2.4	2.5	2.1	2.7	4.0
Paraguay	288	10.1	10.2	10.6	9.2	5.3	2.1
Peru	293	0.7	0.7	0.7	0.6	0.9	0.9
Suriname	366	0.0	0.1
Uruguay	298	0.1	0.1
Other Countries n.i.e	910	0.1	0.1	0.1	0.1	0.1	0.3
Cuba	928	0.1	0.1	0.1	0.1	0.1	0.1
Korea, Dem. People's Rep.	954	0.0	0.2
Countries & Areas n.s.	898	0.0	21.8	0.1	0.1	0.1	0.1	0.1	98.8
Memorandum Items													
Africa	605	13.4	14.8	16.3	13.7	4.5	1.4	12.0	12.1	12.5	10.9	9.7	7.8
Middle East	405	2.7	3.0	3.3	2.8	2.1	2.1	8.8	8.9	9.3	8.0	12.1	16.6
European Union	998	86.9	95.6	105.5	88.5	77.5	106.9	1,390.9	1,406.4	1,454.8	1,261.5	1,330.4	1,488.4
Export earnings: fuel	080	110.5	121.7	134.2	112.6	46.3	4.3	57.1	57.7	59.7	51.8	40.6	52.6
Export earnings: nonfuel	092	264.0	288.4	305.3	258.1	296.3	424.0	3,144.9	3,184.9	3,290.7	2,855.1	3,047.8	3,404.0

Kuwait (443)

In Millions of U.S. Dollars

		Exports (FOB)						Imports (CIF)					
		2012	2013	2014	2015	2016	2017	2012	2013	2014	2015	2016	2017
IFS World		118,911.7	115,121.7	102,681.1	55,198.7	46,278.8	54,922.1	27,259.1	29,298.0	31,018.7	31,903.3	30,828.4	33,597.2
World	001	109,455.5	105,077.4	96,379.7	54,008.0	41,798.0	49,715.6	29,224.9	29,890.8	31,710.1	32,126.8	30,997.6	33,740.5
Advanced Economies	110	64,415.2	62,191.9	55,407.5	29,812.4	22,364.5	25,194.1	14,778.6	15,029.2	15,382.5	14,576.4	14,761.4	15,965.4
Euro Area	163	4,898.0	5,417.0	4,720.3	3,286.8	2,610.6	3,431.2	4,934.6	5,597.8	5,709.5	5,307.2	5,650.8	6,072.4
Austria	122	e 292.2	e 284.9	e 312.5	e 21.7	e 0.8	e 0.7	151.3	172.7	173.3	231.3	200.0	196.0
Belgium	124	e 125.4	e 186.0	e 138.4	e 53.4	e 43.9	e 40.3	179.0	154.1	153.0	191.6	184.4	192.5
Cyprus	423	e 40.5	e 4.0	e 2.8	e 2.9	e 4.2	e 2.2	31.5	22.8	26.2	24.3	19.9	23.7
Estonia	939	e 0.0	e 0.0	e 0.2	e 0.0	e 0.0	e 0.0	5.8	12.3	10.4	17.7	5.1	9.1
Finland	172	e 0.0	e 0.0	e 0.0	e 0.0	e 0.1	e 0.0	31.1	37.3	47.7	40.5	59.8	51.8
France	132	e 747.2	e 1,154.6	e 952.2	e 638.0	e 403.2	e 354.0	337.7	844.4	815.8	634.7	644.4	674.4
Germany	134	e 325.7	e 471.9	e 170.2	e 61.2	e 10.1	e 48.6	1,878.1	1,987.0	2,099.4	1,785.2	1,941.2	1,992.6
Greece	174	e 23.1	e 26.9	e 33.2	e 20.1	e 18.3	e 2.3	30.4	28.0	26.1	29.6	35.4	39.0
Ireland	178	e 0.4	e 0.8	e 0.4	e 70.5	e 2.0	e 0.2	286.0	178.8	195.5	212.7	215.1	194.8
Italy	136	e 119.1	e 179.9	e 228.9	e 193.5	e 966.3	e 1,279.1	1,250.4	1,213.4	1,171.4	1,085.9	1,402.0	1,516.3
Latvia	941	e 0.0	e 4.4	e 1.1	e 0.3	e 0.7	e 2.5	3.8	6.7	6.8	6.9	5.0	4.6
Lithuania	946	e 0.0	e 0.0	e 0.0	e 0.0	e 0.0	e 0.0	3.1	5.0	6.2	9.2	6.3	6.8
Luxembourg	137	e 1.3	e 0.0	e 0.0	e 0.2	e 0.0	e 0.1	9.9	4.4	10.4	7.5	7.1	10.0
Malta	181	e 0.3	e 0.0	e 0.0	e 0.0	e 0.0	e 0.0	2.7	3.7	4.2	3.3	3.7	3.7
Netherlands	138	e 2,855.8	e 3,029.4	e 2,673.1	e 2,122.8	e 1,088.0	e 1,536.7	341.3	445.3	494.1	509.9	433.4	535.2
Portugal	182	e 47.8	e 7.8	e 28.9	e 14.6	e 9.6	e 72.4	66.7	74.8	71.7	64.3	60.3	59.3
Slovak Republic	936	e 0.0	e 0.0	e 0.0	e 0.1	e 0.1	e 0.0	57.2	81.2	71.3	96.8	52.4	78.2
Slovenia	961	e 0.5	e 1.6	e 39.4	e 1.5	e 2.0	e 2.6	10.7	16.5	16.8	16.8	16.4	18.2
Spain	184	e 318.6	e 64.6	e 139.1	e 85.8	e 61.3	e 89.4	258.2	309.6	309.3	339.1	359.1	466.3
Australia	193	e 480.6	e 396.8	e 89.0	e 8.9	e 7.5	e 31.9	548.8	571.6	651.8	587.3	533.0	529.3
Canada	156	e 19.6	e 120.6	e 3.4	e 12.3	e 11.1	e 7.4	238.5	348.7	266.6	287.9	259.1	239.6
China,P.R.: Hong Kong	532	e 87.8	e 103.4	e 82.7	e 43.4	e 34.6	e 93.1	12.8	13.6	24.1	30.0	21.7	15.8
China,P.R.: Macao	546	0.3	0.3	0.8	0.4	0.4	0.2
Czech Republic	935	e 0.2	e 0.1	e 0.4	e 0.3	e 0.2	e 0.4	86.1	86.2	94.7	109.8	104.8	140.8
Denmark	128	e 70.2	e 57.9	e 51.5	e 27.3	e 3.9	e 0.3	66.6	74.7	99.9	92.8	98.8	142.7
Iceland	176	e 0.0	e 0.0	e 0.0	0.6	0.2	0.1	0.7	0.9	0.5
Japan	158	e 14,365.5	e 12,678.4	e 11,684.7	e 6,050.7	e 3,999.0	e 5,576.3	2,219.9	2,225.1	2,235.6	2,162.3	2,010.2	1,720.4
Korea, Republic of	542	e 17,261.5	e 17,665.2	e 15,935.9	e 8,465.4	e 6,994.9	e 8,832.3	1,784.0	1,141.7	1,288.0	970.4	1,348.2	1,554.5
New Zealand	196	e 177.3	e 241.5	e 431.1	e 111.6	e 2.5	e 21.4	71.5	70.7	62.6	68.1	57.0	97.9
Norway	142	e 2.4	e 9.6	e 2.2	e 1.9	e 0.6	e 2.4	163.5	21.2	18.7	27.5	26.5	30.0
San Marino	135	0.5	0.5	0.5	0.4	0.3	0.4
Singapore	576	e 4,514.7	e 3,263.7	e 3,225.5	e 2,521.9	e 2,344.5	e 3,041.2	82.9	114.4	92.9	110.5	103.9	145.8
Sweden	144	e 0.6	e 0.4	e 0.9	e 0.6	e 0.3	e 56.2	90.0	170.5	116.6	113.3	110.6	155.1
Switzerland	146	e 12.5	e 60.5	e 26.8	e 53.6	e 65.4	e 69.9	477.8	584.8	606.2	578.4	547.2	618.4
Taiwan Prov.of China	528	e 8,126.8	e 7,931.6	e 6,299.5	e 3,735.9	e 2,350.0	e 336.6	e 186.3	e 244.7	e 220.9	e 219.2	e 176.1	e 150.7
United Kingdom	112	e 2,113.7	e 2,323.6	e 2,064.1	e 1,072.2	e 814.5	e 942.3	980.6	831.7	816.0	904.1	763.7	907.6
United States	111	e 12,283.9	e 11,921.6	e 10,789.6	e 4,419.5	e 3,124.9	e 2,751.2	2,833.1	2,930.6	3,076.8	3,006.0	2,948.2	3,443.3
Emerg. & Dev. Economies	200	45,040.2	42,885.5	40,972.2	24,195.6	19,433.6	24,521.5	14,413.0	14,842.0	16,309.3	17,530.4	16,198.6	17,719.4
Emerg. & Dev. Asia	505	32,189.1	30,100.4	28,945.5	16,494.9	12,485.5	17,030.4	6,375.2	6,905.9	7,751.7	8,602.4	8,204.9	9,036.3
American Samoa	859	0.0	0.0	0.0	0.0	0.0	3.2
Bangladesh	513	e 1,107.7	e 869.0	e 1,014.0	e 689.6	e 451.2	e 634.4	59.1	72.8	70.1	73.2	69.1	73.5
Bhutan	514	e 0.0	e 0.0	e 0.0	e 0.1	e 0.1	e 0.1	0.0	0.0	0.0	0.0	0.0	0.0
Cambodia	522	e 0.2	e 0.0	e 0.0	e 0.0	e 0.0	e 0.0	23.3	16.9	21.0	24.0	24.7	24.2
China,P.R.: Mainland	924	e 9,861.7	e 9,026.7	e 9,436.7	e 7,055.4	e 5,997.9	e 8,412.4	3,223.5	4,011.8	4,452.2	5,097.2	4,667.0	5,499.6
Fiji	819	e 0.0	e 0.0	e 0.0	e 0.0	e 0.0	e 0.0	0.6	0.7	1.2	0.7	0.4	0.6
India	534	e 16,846.2	e 16,541.5	e 14,207.4	e 5,623.9	e 3,820.3	e 5,775.5	1,205.4	1,162.3	1,307.8	1,394.2	1,699.9	1,758.3
Indonesia	536	e 2,058.0	e 1,359.3	e 1,378.8	e 696.9	e 276.5	e 329.0	195.2	213.9	235.7	239.2	191.0	193.6
Lao People's Dem.Rep	544	0.3	0.3	0.4	0.1	0.3	0.2
Malaysia	548	e 836.8	e 619.6	e 1,411.5	e 753.6	e 422.8	e 244.9	295.2	263.5	261.4	262.4	240.3	271.0
Mongolia	948	e 0.0	0.0	0.0	0.1	0.0	0.0	0.0
Myanmar	518	e 0.1	e 0.1	e 1.0	e 0.1	e 0.1	e 0.5	7.3	4.6	4.5	6.6	7.0	9.7
Nauru	836	0.3	0.3	0.0	0.0	0.0	0.0
Nepal	558	e 0.3	e 0.9	e 0.2	e 0.3	e 0.5	e 0.4	0.5	0.4	0.2	0.2	0.3	1.0
Philippines	566	e 28.6	e 85.5	e 22.1	e 774.4	e 951.7	e 988.6	114.4	124.4	127.3	129.0	98.8	83.5
Sri Lanka	524	e 13.2	e 16.6	e 20.9	e 25.9	e 16.2	e 14.4	28.3	37.3	41.5	39.5	39.2	40.5
Thailand	578	e 767.7	e 915.8	e 868.9	e 751.5	e 444.0	e 500.7	497.3	461.8	566.6	518.0	447.5	410.8

Kuwait (443)

In Millions of U.S. Dollars

		Exports (FOB)						Imports (CIF)					
		2012	2013	2014	2015	2016	2017	2012	2013	2014	2015	2016	2017
Vanuatu	846	e 0.1	e 0.1	e 0.1	e 0.1	e 0.1	e 0.1	0.0	0.0	0.0
Vietnam	582	e 668.6	e 665.2	e 583.9	e 123.2	e 104.1	e 129.3	402.8	238.0	398.5	547.9	493.3	463.9
Asia n.s.	598	321.6	296.8	263.2	269.9	226.1	202.7
Europe	170	282.5	289.7	202.6	146.0	121.9	173.6	968.8	1,041.0	1,149.9	1,343.5	1,048.1	1,173.1
Emerg. & Dev. Europe	903	279.7	287.3	192.8	139.2	116.7	164.5	768.6	799.4	924.1	1,131.1	913.2	987.8
Albania	914	e 0.6	e 0.1	e 0.0	e 0.0	e 0.0	e 0.1	0.9	0.9	1.8	1.6	2.2	2.5
Bosnia and Herzegovina	963	e 1.9	e 1.8	e 1.4	e 0.2	e 0.4	e 0.3	6.5	10.2	5.7	3.9	2.9	2.4
Bulgaria	918	e 3.0	e 1.8	e 1.3	e 0.2	e 0.3	e 2.5	16.5	18.2	24.4	25.7	22.3	22.4
Croatia	960	e 3.7	e 1.1	e 0.0	e 0.0	e 0.0	e 0.0	1.1	8.3	2.8	5.3	10.8	3.6
Faroe Islands	816	e 0.0	e 0.0	e 0.0	e 0.0	e 0.0	e 0.0	0.0	0.0	0.9	0.0
Hungary	944	e 0.5	e 0.0	e 0.8	e 4.4	e 6.1	e 0.1	163.5	95.7	89.9	97.0	88.0	68.0
Kosovo	967	e 0.0	e 0.0	e 0.4	e 0.4	e 0.5	e 0.4	e 0.3	e 0.1
Macedonia, FYR	962	e 0.8	e 0.2	e 0.1	e 0.0	e 0.0	e 0.0	1.7	1.7	1.5	1.2	1.9	1.3
Poland	964	e 1.1	e 2.1	e 2.4	e 0.3	e 1.2	e 1.0	124.1	128.6	139.4	149.9	143.8	189.8
Romania	968	e 4.1	e 4.8	e 0.4	e 0.1	e 2.6	e 0.0	71.3	71.4	94.3	235.6	88.0	111.4
Serbia, Republic of	942	e 1.4	e 1.1	e 1.4	e 0.5	e 1.6	e 0.5	2.7	2.6	2.8	8.7	6.5	7.9
Turkey	186	e 262.7	e 274.2	e 185.1	e 133.4	e 104.4	e 159.8	379.8	461.2	559.9	601.7	546.3	578.3
CIS	901	2.8	2.4	9.8	6.8	5.2	9.1	200.3	241.5	225.8	212.3	134.9	183.4
Armenia	911	e 0.2	e 0.3	e 0.0	e 0.0	e 0.0	e 0.0	0.3	0.3	1.6	0.3	0.6	0.3
Azerbaijan, Rep. of	912	e 0.2	e 0.1	e 0.4	e 3.7	e 3.3	e 6.6	0.0	0.0	0.0	0.0	0.1	0.1
Belarus	913	e 0.0	e 0.0	e 0.3	e 1.5	e 0.5	16.7	0.2	1.4	2.9	4.3	3.6
Georgia	915	e 0.1	e 0.2	e 0.2	e 0.2	e 0.0	e 0.0	0.6	0.3	1.2	1.4	3.9	2.4
Kazakhstan	916	e 0.0	e 0.1	e 0.0	e 0.0	e 0.0	0.1	0.1	0.1	0.0	0.1	0.2
Kyrgyz Republic	917	e 0.0	e 3.5	e 2.5	e 0.1	0.4	0.5	0.1	0.1	0.1	0.0
Moldova	921	e 0.2	e 0.0	e 0.0	e 0.0	e 0.0	2.8	2.7	1.5	1.2	1.4	2.7
Russian Federation	922	e 2.0	e 1.4	e 3.7	e 0.1	e 0.1	e 0.3	162.8	186.0	189.7	192.8	101.9	144.8
Tajikistan	923	e 0.1	e 0.1	e 0.1	e 0.1	e 0.1	e 0.0	0.0	0.0	0.0	0.0	0.0	0.1
Turkmenistan	925	0.8	0.4	0.3	0.2	0.1
Ukraine	926	e 0.1	e 0.3	e 1.7	e 0.0	e 0.0	e 1.6	16.3	50.6	29.6	13.3	20.9	29.2
Uzbekistan	927	e 0.0	e 0.0	0.1	0.1	0.1	0.0	1.2	0.0
Europe n.s.	884	0.0	0.1	0.0	1.9
Mid East, N Africa, Pak	440	9,888.2	10,036.2	9,204.4	5,560.0	4,767.4	5,568.3	6,053.7	5,940.1	6,596.2	6,665.9	6,119.6	6,571.2
Afghanistan, I.R. of	512	0.2	0.2	0.1	0.1	0.1	0.2
Algeria	612	e 20.5	e 22.9	e 19.7	e 16.8	e 16.1	e 14.3	10.4	12.3	0.1	1.6	0.3	2.3
Bahrain, Kingdom of	419	e 133.4	e 112.2	e 122.8	e 149.3	e 123.5	e 85.1	332.1	227.4	269.2	416.4	306.6	303.7
Djibouti	611	e 3.8	e 4.1	e 4.2	e 6.0	e 6.8	e 6.9	2.3	2.0	2.9	0.8	1.8	4.6
Egypt	469	e 2,522.7	e 2,446.4	e 3,294.8	e 1,639.4	e 1,182.4	e 1,200.6	291.7	345.7	378.4	450.6	420.5	423.5
Iran, I.R. of	429	e 83.3	e 74.7	e 97.4	e 76.6	e 80.9	e 90.6	224.5	190.0	238.4	242.1	200.9	180.3
Iraq	433	0.0	0.0	0.0	0.1	0.1	0.1
Jordan	439	e 154.8	e 158.7	e 136.1	e 100.0	e 41.4	e 53.7	59.7	87.4	122.3	128.7	136.1	187.9
Lebanon	446	e 594.7	e 426.7	e 236.9	e 310.0	e 515.6	e 317.4	145.4	141.1	181.0	216.8	153.4	159.0
Libya	672	e 0.5	e 0.8	e 0.6	e 0.4	e 0.3	e 0.3	0.1	0.1	0.0	0.1	0.5	0.0
Mauritania	682	e 0.6	e 0.0	e 0.1	e 0.1	e 0.1	e 0.0	0.0	0.0	0.0	0.0	0.0	0.0
Morocco	686	e 32.6	e 36.7	e 79.9	e 35.7	e 24.2	e 11.8	23.7	28.3	34.4	43.9	27.6	31.0
Oman	449	e 296.2	e 254.4	e 149.5	e 194.0	e 57.5	e 26.0	281.8	505.1	494.6	243.0	213.6	227.0
Pakistan	564	e 3,970.6	e 3,725.2	e 2,787.7	e 1,615.8	e 1,200.0	e 1,385.2	142.1	154.2	171.2	188.9	175.4	166.8
Qatar	453	e 187.5	e 191.2	e 222.5	e 186.8	e 164.0	e 240.4	114.1	130.4	113.7	104.2	93.4	52.0
Saudi Arabia	456	e 378.3	e 460.0	e 482.9	e 456.2	e 430.3	e 412.6	1,166.6	1,413.8	1,570.3	1,581.8	1,521.9	1,836.2
Somalia	726	0.6	0.6	0.3	0.4	0.2	0.4
Sudan	732	e 23.7	e 90.9	e 13.6	e 16.8	e 9.7	e 5.7	8.6	5.3	14.1	14.0	8.7	8.5
Syrian Arab Republic	463	e 19.8	e 16.6	e 22.7	e 18.8	e 17.1	e 18.9	28.7	28.4	23.2	14.6	21.2	21.0
Tunisia	744	e 30.8	e 21.2	e 21.1	e 19.5	e 16.8	e 15.9	18.1	26.1	17.7	27.6	20.8	25.9
United Arab Emirates	466	e 1,115.0	e 1,396.7	e 1,501.3	e 708.2	e 871.2	e 1,673.1	3,190.3	2,631.8	2,952.6	2,976.2	2,807.7	2,929.7
West Bank and Gaza	487	e 0.6	e 0.6	e 1.0	e 1.1	e 0.6	e 0.7	5.1	3.4	6.2	8.3	4.7	5.4
Yemen, Republic of	474	e 318.8	e 596.2	e 9.3	e 8.3	e 8.9	e 9.2	7.4	6.8	5.4	5.6	4.1	5.8
Sub-Saharan Africa	603	1,685.6	1,411.3	1,394.3	1,551.0	1,748.7	1,570.6	147.5	179.3	197.2	232.9	173.8	200.4
Angola	614	e 0.8	e 2.2	e 0.2	e 1.7	e 1.2	e 1.3	0.0	0.0	0.0	0.2	0.1	0.0
Benin	638	e 0.2	e 0.1	e 0.1	e 0.3	e 0.3	e 0.3	0.0	0.0	0.0	0.0	0.0	0.0
Botswana	616	e 0.0	e 0.0	e 0.0	e 0.0	0.0	0.0	0.1	0.1	0.0	0.4
Burkina Faso	748	e 0.0	e 0.0	e 0.2	e 0.3	e 5.3	e 6.9	0.0	0.0	0.0	0.0	0.0	0.0

Kuwait (443)

In Millions of U.S. Dollars

		Exports (FOB)						Imports (CIF)					
		2012	2013	2014	2015	2016	2017	2012	2013	2014	2015	2016	2017
Burundi	618	e 0.3	e 0.0	0.0	0.0
Cameroon	622	e 17.1	e 0.8	e 0.2	e 0.3	e 0.5	e 1.6	0.3	0.2	0.4	0.5	0.4	0.3
Central African Rep.	626	e 0.1	0.0	0.0	0.1	0.1	0.1
Comoros	632	e 0.2	e 0.0	e 0.0	e 0.0	e 0.0	e 0.0	0.4	0.2	0.2	0.3	0.9	0.3
Congo, Republic of	634	e 0.3	e 0.0	e 0.0	e 0.0	e 0.0	e 0.0	0.6	0.4	0.4	0.7	0.6	0.4
Côte d'Ivoire	662	e 7.4	e 2.9	e 0.4	e 2.9	e 2.9	e 2.9	0.1	0.1	0.2	0.2	0.1	0.1
Eritrea	643	e 0.1	e 0.1	e 0.1	e 0.1	e 0.1	e 0.1	0.0	0.0	0.0	0.0	0.0	0.0
Eswatini, Kingdom of	734	0.3	0.2	0.3	0.2	0.1	0.3
Estonia	939	e 0.0	e 0.0	e 0.2	e 0.0	e 0.0	e 0.0	5.8	12.3	10.4	17.7	5.1	9.1
Ethiopia	644	e 693.4	e 687.4	e 936.6	e 1,032.4	e 970.1	e 935.9	4.0	4.1	5.7	2.8	2.8	4.8
Gabon	646	e 1.2	e 1.3	e 1.2	e 1.0	e 0.7	e 0.7	5.8	5.1	1.5	5.7	1.4	2.0
Ghana	652	e 6.2	e 3.5	e 3.2	e 3.0	e 2.9	e 3.9	0.8	0.5	1.1	0.6	1.6	1.5
Guinea	656	e 0.1	e 0.1	e 0.1	e 0.0	e 0.0	e 0.1	0.0	0.0	0.1	0.0	0.0	0.0
Kenya	664	e 185.6	e 29.3	e 2.6	e 0.5	e 1.3	e 1.3	5.9	10.9	11.6	3.7	4.1	4.4
Lesotho	666	e 0.0	e 0.0	0.5	0.5	0.1	0.1	0.1	0.0
Madagascar	674	e 0.1	e 0.1	e 0.1	e 3.5	e 71.0	e 17.3	2.8	1.4	3.3	4.4	4.0	3.8
Malawi	676	e 7.4	e 14.4	e 6.5	e 29.0	e 25.3	e 30.0	0.2	0.2	0.2	0.3	0.1	0.1
Mali	678	e 0.0	0.2	0.1	0.2	0.1	0.1	0.2
Mauritius	684	e 1.2	e 0.4	e 0.3	e 0.3	e 0.6	e 0.5	0.7	3.0	3.2	2.8	3.1	2.7
Mozambique	688	e 28.3	e 295.3	e 15.8	e 0.9	e 0.0	e 1.6	3.2	3.7	7.2	5.4	1.5	2.0
Namibia	728	e 0.2	e 0.2	e 0.1	e 0.0	e 0.0	0.2	0.2	0.1	0.3	0.8	0.2
Niger	692	e 0.0	e 0.1	e 0.0	e 1.2	e 0.5	e 0.6	0.0	0.0	0.7	0.0	0.0	0.0
Nigeria	694	e 7.5	e 9.3	e 9.7	e 7.3	e 7.4	e 6.6	3.3	3.3	3.6	0.7	2.6	4.3
Rwanda	714	e 1.3	e 1.7	e 0.2	e 0.0	e 0.1	e 0.0	0.0	0.0	0.0	0.0	0.0	0.0
Senegal	722	e 1.3	e 0.3	e 0.3	e 5.7	e 1.1	e 1.1	0.2	0.0	0.1	0.0	0.0	0.0
Seychelles	718	e 0.0	e 0.0	e 0.0	e 0.0	e 0.0	e 0.1	0.0	0.0	0.2	0.1	0.1	0.0
Sierra Leone	724	e 0.1	e 0.1	e 0.1	e 0.0	e 0.1	e 0.1	0.2	0.1	0.2	0.2	0.1	0.2
South Africa	199	e 51.7	e 17.7	e 208.7	e 285.0	e 32.9	e 2.1	116.5	143.7	140.1	158.1	110.2	122.6
Tanzania	738	e 6.3	e 2.4	e 1.9	e 1.3	e 1.6	e 1.5	0.8	0.8	0.9	0.6	0.2	0.6
Togo	742	e 4.7	e 1.0	e 0.2	e 1.9	e 1.9	e 2.6	0.0	0.0	0.0	0.0	0.0
Uganda	746	e 20.1	e 13.3	e 5.3	e 0.8	e 0.4	e 0.4	0.1	0.1	0.8	0.2	0.3	2.5
Zambia	754	e 519.0	e 204.4	e 81.4	e 59.7	e 520.4	e 440.2	0.0	13.9	43.2	38.0	46.2
Zimbabwe	698	e 123.9	e 122.7	e 118.6	e 111.8	e 100.0	e 110.9	0.3	0.3	0.4	1.3	0.1	0.1
Africa n.s.	799	0.0	0.0	0.1	0.0	0.0	0.0
Western Hemisphere	205	994.9	1,047.9	1,225.5	443.6	310.0	178.6	867.8	775.8	614.3	685.7	652.2	738.3
Anguilla	312	0.0	0.1	0.0	0.0
Argentina	213	e 29.0	e 0.0	e 7.6	e 1.7	e 0.0	e 18.1	88.0	77.1	58.8	50.5	18.8	107.2
Aruba	314	e 0.0	e 0.0	0.9	1.1	1.0	0.7	0.5	0.5
Bahamas, The	313	e 0.0	e 0.0	0.0	0.0	0.1	0.0	0.0	0.0
Belize	339	0.0	0.0	0.1	0.0	0.1	0.0
Bermuda	319	e 0.0	e 0.0	e 0.0	e 0.0	e 0.0	e 0.0	0.1	0.0	0.0
Bolivia	218	e 0.0	e 0.0	e 0.0	e 0.2	e 0.0	e 0.0	0.1	0.1	0.4	0.2	0.4	0.4
Brazil	223	e 960.3	e 1,016.2	e 1,205.3	e 430.7	e 309.5	e 135.4	423.2	411.3	305.1	325.0	287.4	287.1
Chile	228	e 0.0	e 14.6	e 0.0	e 0.0	e 0.3	e 0.0	12.8	14.2	11.2	11.4	8.5	20.4
Colombia	233	e 0.0	e 3.1	e 0.6	e 0.0	e 0.1	e 0.0	3.1	4.8	5.8	6.7	10.2	5.4
Costa Rica	238	e 0.0	e 0.0	e 0.4	e 0.0	e 0.0	e 0.0	6.0	4.8	4.7	4.5	7.6	5.2
Dominica	321	0.4	0.3	0.2	0.2	1.0	0.2
Dominican Republic	243	e 0.0	e 0.0	e 0.0	e 2.3	e 0.0	e 0.0	5.7	4.3	6.9	6.1	5.8	7.4
Ecuador	248	e 0.6	e 0.4	e 0.1	e 0.0	e 0.0	e 0.1	1.2	4.0	5.8	8.9	14.7	23.6
El Salvador	253	e 0.0	e 0.0	0.4	0.3	0.4	0.5	0.6
Guatemala	258	e 0.1	e 0.0	e 0.3	e 0.0	9.4	9.3	10.2	11.4	8.7	12.7
Guyana	336	e 0.0	0.0	0.0	0.2	0.0	0.0	0.0
Haiti	263	e 0.0	e 0.0	e 0.0	e 0.0	e 0.0	e 0.0	0.3	0.2	0.8	0.5	0.5	0.4
Honduras	268	e 0.0	e 0.0	e 0.1	e 0.0	0.6	0.6	1.0	1.1	1.1	1.2
Mexico	273	e 0.1	e 0.2	e 0.1	e 0.1	e 0.1	e 18.3	286.1	222.1	171.4	219.8	255.7	226.6
Nicaragua	278	0.2	0.2	0.2	0.2	0.5	0.4
Panama	283	e 0.0	e 0.3	0.8	0.8	0.0	0.0	0.1	0.1
Paraguay	288	e 5.4	e 6.0	e 3.0	22.3	14.1	19.0	27.5	21.7	26.3
Peru	293	e 0.0	e 0.0	e 0.1	e 0.0	4.1	4.6	4.6	4.7	4.2	4.6
Trinidad and Tobago	369	e 0.0	e 0.1	e 0.2	e 0.0	e 0.0	e 0.0	0.0	0.0	0.0	0.0	0.0	0.1

Kuwait (443)

In Millions of U.S. Dollars

		Exports (FOB)						Imports (CIF)					
		2012	2013	2014	2015	2016	2017	2012	2013	2014	2015	2016	2017
Uruguay	298	e 4.7	e 7.7	e 4.6	e 5.0	e 6.6	2.3	1.0	6.3	5.2	4.2	8.1
Venezuela, Rep. Bol.	299	e 0.1	e 0.1	e 0.0	e 0.1	e 0.1	e 0.0	0.1	0.1	0.1	0.3	0.1	0.1
Other Countries n.i.e	910	0.6	0.4	0.6	0.9	0.6	0.5
Cuba	928	0.5	0.4	0.5	0.8	0.5	0.3
Korea, Dem. People's Rep.	954	0.1	0.1	0.1	0.1	0.1	0.2
Special Categories	899	11.0	11.0	11.0	10.0	8.7	3.8
Countries & Areas n.s.	898	21.7	8.1	6.8	9.1	28.3	51.4
Memorandum Items													
Africa	605	1,797.5	1,587.1	1,532.9	1,646.0	1,822.6	1,625.2	211.2	253.8	266.7	321.3	233.2	273.1
Middle East	405	5,805.7	6,135.2	6,278.0	3,849.3	3,493.6	4,128.5	5,847.6	5,711.1	6,355.3	6,388.6	5,884.7	6,331.6
European Union	998	7,095.0	7,808.9	6,842.0	4,392.2	3,439.6	4,434.1	6,534.4	7,083.3	7,187.6	7,040.8	7,081.7	7,813.8
Export earnings: fuel	080	2,546.1	3,127.1	2,622.4	1,810.9	1,765.7	2,567.3	5,504.7	5,322.4	5,852.1	5,787.8	5,281.6	5,718.5
Export earnings: nonfuel	092	106,909.4	101,950.3	93,757.3	52,197.1	40,032.4	47,148.3	23,720.2	24,568.4	25,857.9	26,339.0	25,716.0	28,022.0

Kyrgyz Republic (917)

In Millions of U.S. Dollars

		Exports (FOB)						Imports (CIF)					
		2012	2013	2014	2015	2016	2017	2012	2013	2014	2015	2016	2017
IFS World		1,954.5	2,058.2	1,896.5	1,471.5	1,503.0	5,576.4	6,069.7	5,732.4	4,069.4	3,962.9
World	001	1,676.6	1,623.4	1,290.4	1,427.2	1,424.4	1,788.3	5,414.2	6,416.0	5,885.1	4,098.1	3,874.1	4,504.8
Advanced Economies	110	598.4	621.4	346.5	606.4	713.9	735.6	1,113.0	1,322.1	1,219.1	554.8	449.6	525.2
Euro Area	163	42.0	131.9	130.1	37.8	31.3	48.4	416.0	386.2	406.8	236.4	183.0	217.0
Austria	122	0.0	0.8	0.5	0.1	0.0	1.3	12.9	13.5	11.8	9.3	8.0	7.4
Belgium	124	12.8	105.8	105.1	22.2	10.9	21.2	16.8	12.4	11.6	10.3	9.6	10.3
Cyprus	423	0.3	0.0	0.0	0.0	0.0	0.2	0.1	0.0	0.1	0.4	0.8
Estonia	939	0.1	0.0	0.0	0.0	0.2	0.6	11.0	9.5	3.9	0.9	0.7	0.7
Finland	172	1.2	0.0	0.0	0.0	0.1	0.0	7.7	3.0	2.3	4.2	2.6	3.6
France	132	4.0	8.5	3.6	0.3	1.4	0.7	33.9	31.8	30.8	23.0	21.8	26.8
Germany	134	16.4	7.2	7.6	7.0	6.4	4.4	198.7	162.0	166.7	92.9	62.4	67.5
Greece	174	0.1	0.0	2.5	1.9	2.4	2.6	1.6	2.6
Ireland	178	0.0	0.0	0.0	0.3	0.0	0.0	1.6	0.3	0.4	3.4	1.3	1.3
Italy	136	0.5	0.3	4.6	0.2	0.4	0.5	20.1	24.0	26.3	22.7	25.4	27.1
Latvia	941	0.5	0.4	1.1	2.0	3.0	2.6	14.4	9.2	10.4	9.8	5.6	7.0
Lithuania	946	2.0	6.3	6.3	3.8	7.5	15.4	9.3	63.2	79.5	14.3	8.1	27.6
Luxembourg	137	0.1	0.0	0.0	0.1	0.1	0.2	0.1	0.7	0.2
Malta	181	e 0.0	e 0.2	e 0.0	0.7	2.7	0.9	0.5	0.4	0.7
Netherlands	138	3.8	2.0	0.8	0.8	1.2	1.3	59.7	23.8	18.9	20.8	11.4	10.9
Portugal	182	0.0	0.0	1.2	1.0	0.8	1.3	0.8	0.8
Slovak Republic	936	0.0	0.1	0.0	0.0	0.0	0.1	1.7	2.1	2.0	1.0	1.4	0.7
Slovenia	961	0.0	0.1	0.1	0.1	0.1	0.1	9.6	10.9	12.6	9.2	10.6	11.7
Spain	184	0.2	0.4	0.2	0.9	0.1	0.1	14.0	14.6	25.4	9.8	9.9	9.5
Australia	193	0.0	0.1	0.2	0.0	0.1	0.4	5.7	4.9	5.9	2.8	1.4	5.0
Canada	156	1.7	0.4	0.5	0.2	0.5	1.7	27.9	13.5	12.2	11.2	10.5	6.2
China,P.R.: Hong Kong	532	0.0	1.6	0.7	0.3	0.5	1.9	0.0	0.3	0.2	0.4	0.2	0.4
Czech Republic	935	0.1	0.1	1.4	0.2	0.1	0.4	9.4	8.0	14.3	7.1	7.4	11.9
Denmark	128	0.0	0.0	0.0	0.0	0.0	0.0	5.9	2.0	1.8	2.6	6.8	3.7
Iceland	176	0.1	0.0	0.0	0.0	0.0	0.0
Israel	436	0.6	0.0	0.0	0.0	0.0	3.1	4.9	3.5	1.9	2.4	1.8
Japan	158	0.5	0.4	0.7	1.7	0.3	0.3	215.8	237.5	320.0	61.4	19.0	34.4
Korea, Republic of	542	0.6	0.5	5.8	0.8	0.5	0.5	92.0	100.5	102.6	54.0	26.0	46.4
New Zealand	196	0.0	0.6	0.1	0.3	0.1	0.2	0.1
Norway	142	0.0	0.0	0.0	0.0	3.1	1.2	0.6	1.6	2.2	2.1
San Marino	135	0.2	0.1	0.0	0.1
Singapore	576	0.0	0.0	0.0	0.0	0.0	0.1	2.1	14.7	15.9	6.8	8.7	1.4
Sweden	144	0.1	0.0	0.0	0.0	0.0	0.0	28.2	17.8	15.5	13.1	5.1	5.2
Switzerland	146	547.9	485.3	206.1	562.1	648.0	489.3	15.0	18.6	17.5	18.4	11.7	18.2
Taiwan Prov.of China	528	0.1	0.1	0.1	0.2	0.2	0.5	2.4	3.3	3.4	1.8	2.2	1.6
United Kingdom	112	1.7	0.5	0.5	1.8	32.0	191.2	32.4	10.1	11.8	13.0	9.2	14.5
United States	111	3.0	0.3	0.2	1.1	0.4	1.0	253.1	498.5	286.5	122.1	153.6	155.2
Emerg. & Dev. Economies	200	1,077.8	1,001.7	943.1	820.2	710.2	1,051.9	4,301.1	5,093.9	4,666.0	3,543.2	3,423.8	3,979.5
Emerg. & Dev. Asia	505	64.2	59.8	38.7	41.9	85.4	101.4	1,314.5	1,388.0	1,399.9	1,108.0	1,539.0	1,575.8
Bangladesh	513	0.2	0.1	0.0	0.4	1.9	2.0	1.7	1.3	3.1
Cambodia	522	0.0	0.0	0.0	0.0	0.1	0.1	0.3	0.2	0.2	0.3
China,P.R.: Mainland	924	61.4	52.3	33.3	35.9	79.7	97.5	1,210.3	1,275.1	1,282.4	1,029.1	1,465.0	1,493.7
F.T. French Polynesia	887	38.5	41.9	39.6	28.1	27.3	29.2
India	534	0.5	0.1	0.2	1.2	2.3	1.3	30.3	30.3	28.4	22.9	22.7	28.7
Indonesia	536	0.0	0.1	0.0	0.0	0.0	0.1	1.9	1.9	1.7	1.8	4.5	1.8
Malaysia	548	0.0	0.0	0.0	0.0	0.1	0.1	10.3	11.8	16.6	6.8	4.0	4.7
Mongolia	948	2.0	4.4	2.8	2.8	2.4	1.7	1.1	0.4	2.1	2.1	0.5	0.3
Nauru	836	0.2
Philippines	566	0.0	0.1	0.3	0.5	0.5	0.1	1.2	1.2	0.9	1.2
Sri Lanka	524	0.3	0.1	0.2	0.0	4.1	6.9	7.5	2.3	1.8	1.4
Thailand	578	2.5	0.0	0.1	0.0	0.0	5.3	7.7	7.7	4.2	3.2	3.7
Vietnam	582	0.1	2.0	1.6	0.2	0.6	7.6	3.1	5.0	3.7	3.1	3.0
Asia n.s.	598	4.0	7.0	5.5	3.9	4.4	4.5
Europe	170	956.1	764.8	724.0	647.0	565.3	897.9	2,927.1	3,655.5	3,224.9	2,400.3	1,842.5	2,362.2
Emerg. & Dev. Europe	903	71.7	68.1	96.2	108.9	108.9	150.0	240.9	323.0	315.9	220.8	238.6	288.6
Albania	914	0.4	0.2	0.2	0.0	0.0	0.0	0.0

Kyrgyz Republic (917)

In Millions of U.S. Dollars

		Exports (FOB)						Imports (CIF)					
		2012	2013	2014	2015	2016	2017	2012	2013	2014	2015	2016	2017
Bosnia and Herzegovina	963	0.0	0.3	0.3	0.3	0.4	0.3	0.1	0.0	0.0	0.0	0.0	0.1
Bulgaria	918	7.7	8.1	3.7	5.5	4.5	3.7	5.5	7.4	7.0	7.1	3.8	9.6
Croatia	960	0.4	0.0	0.0	0.0	0.1	0.0	0.7	0.3	0.3	0.2	0.4	0.4
Faroe Islands	816	0.0	0.4	0.3
Hungary	944	0.1	0.0	0.2	0.1	0.2	0.0	13.6	11.9	15.7	8.7	10.0	7.5
Kosovo	967	e 6.2	e 6.2	e 6.4	e 5.6	e 2.6	e 3.3	e 0.0
Macedonia, FYR	962	5.2	2.4	2.0	1.9	2.1	2.4	0.0	0.2	0.3	0.4	0.4	0.8
Montenegro	943	0.5	0.5	0.3	0.6	0.5
Poland	964	0.4	1.5	4.1	3.1	1.8	1.9	35.7	64.8	41.1	23.4	15.2	22.8
Romania	968	0.9	1.7	1.6	1.6	2.3	0.4	6.8	7.1	8.0	8.0	5.5	5.1
Serbia, Republic of	942	0.3	7.8	7.1	6.6	4.4	6.0	0.1	0.7	1.5	8.4	12.6	17.4
Turkey	186	50.2	39.4	70.1	84.0	90.0	131.2	178.5	230.7	241.5	164.3	190.8	224.9
CIS	901	884.3	696.7	627.8	538.1	456.4	747.9	2,685.9	3,330.7	2,909.0	2,179.5	1,603.9	2,073.5
Armenia	911	0.7	0.0	0.2	0.2	0.0	0.0	0.3	0.7	0.3	0.3	1.0	0.6
Azerbaijan, Rep. of	912	4.9	1.9	1.9	3.8	0.7	1.1	3.7	18.3	31.9	6.1	6.6	0.4
Belarus	913	11.3	20.5	15.0	13.6	0.9	8.6	161.3	82.2	79.1	53.6	35.2	83.1
Georgia	915	2.6	2.3	2.9	1.9	2.5	2.2	4.5	4.6	5.4	3.7	3.9	4.2
Kazakhstan	916	404.9	340.4	314.9	227.7	151.2	294.8	518.7	760.7	862.9	677.4	635.5	585.8
Moldova	921	0.6	0.3	0.2	0.1	0.1	0.5	3.9	6.6	7.8	6.1	1.5	1.6
Russian Federation	922	219.1	142.8	147.2	157.3	145.2	261.8	1,784.6	2,194.6	1,693.4	1,271.6	799.8	1,180.3
Tajikistan	923	39.7	50.5	26.5	24.2	21.8	24.3	4.0	3.5	13.0	8.1	6.4	14.4
Turkmenistan	925	5.2	5.1	6.3	5.7	4.9	1.8	1.7	3.9	4.4	0.5
Ukraine	926	5.2	15.9	5.8	7.9	3.2	3.5	140.0	156.2	122.2	89.3	39.8	38.9
Uzbekistan	927	190.1	116.9	113.3	95.0	125.1	146.3	63.2	101.8	93.0	59.2	69.8	163.6
Europe n.s.	884	0.3	1.7	0.1	0.0	0.1
Mid East, N Africa, Pak	440	55.7	176.2	178.9	131.0	59.1	52.2	32.5	35.1	30.3	21.7	18.2	31.2
Afghanistan, I.R. of	512	25.8	12.3	11.5	8.9	8.2	2.5	0.3	1.1	0.1	0.1	0.1	0.2
Djibouti	611	1.0	1.0
Egypt	469	0.0	0.0	0.0	0.0	0.1	8.5	9.3	5.1	4.4	3.2	7.7
Iran, I.R. of	429	9.6	7.7	4.5	3.6	8.1	12.7	13.2	14.0	7.3	4.5	6.6	9.1
Iraq	433	2.8	5.6	17.1	16.1	3.5	1.4	0.0	0.0	0.0
Jordan	439	0.0	0.8	1.0	0.8	0.6	2.7	0.1	0.0	0.2	0.6	0.3	0.7
Kuwait	443	0.4	0.3	0.0	0.0	0.1	0.0	0.0	3.7	2.7	0.1
Lebanon	446	0.1	0.0	0.0	0.0	0.0	0.0	0.0	0.0	0.0	0.0	0.0
Libya	672	0.2	0.0	0.0
Morocco	686	0.1	0.0	0.3	0.5	0.3	0.1
Oman	449	0.0	0.0	1.0	1.0	0.0	0.0	0.1	0.0	0.0	0.0
Pakistan	564	0.0	2.5	0.1	0.1	0.3	0.2	2.5	4.1	4.0	2.6	3.3	4.3
Qatar	453	0.3	0.6	0.1	0.0	0.0	0.2	0.0	0.0	0.0	0.0	0.0
Saudi Arabia	456	0.0	1.1	1.2	1.0	0.6	0.6	0.2	0.3	0.3	0.3	0.3	0.1
Sudan	732	0.2	0.6	0.3	0.3	0.2	0.0	0.0	0.0	0.0
Syrian Arab Republic	463	0.2	0.3	0.1	1.0	0.2	0.0	0.0	0.0	0.0
Tunisia	744	0.0	0.1	0.0	0.0	0.0	0.1
United Arab Emirates	466	16.1	144.4	142.1	99.0	36.4	30.7	6.3	5.8	9.0	5.9	3.8	8.6
West Bank and Gaza	487	e 0.1
Middle East n.s.	489	0.1	0.1	0.1	0.1	0.1	0.1
Sub-Saharan Africa	603	0.3	0.7	1.6	0.3	0.3	0.3	3.1	3.3	2.5	2.9	2.6	2.5
Cameroon	622	e 0.1	0.0	0.0	0.0
Chad	628	0.2
Congo, Republic of	634	0.1	0.1	0.0	0.0
Côte d'Ivoire	662	0.0	1.4	0.0	0.0	0.0	0.0
Estonia	939	0.1	0.0	0.0	0.0	0.2	0.6	11.0	9.5	3.9	0.9	0.7	0.7
Kenya	664	0.0	0.0	1.3	1.6	1.5	1.1	2.0	0.8
Mali	678	0.4	0.0
Rwanda	714	e 0.0	e 0.0	e 0.0	e 0.1	0.0
South Africa	199	0.1	0.2	0.1	0.2	0.1	0.3	1.3	1.6	0.8	1.8	0.6	1.7
Uganda	746	0.1	0.0	0.0	0.0	0.0
Zimbabwe	698	0.5	0.0	0.0	0.0	0.0
Western Hemisphere	205	1.5	0.2	0.0	0.0	0.1	0.1	23.9	12.0	8.4	10.3	21.5	7.9
Anguilla	312	0.0	0.0	0.0	0.1	0.0

Kyrgyz Republic (917)

In Millions of U.S. Dollars

		Exports (FOB)						Imports (CIF)					
		2012	2013	2014	2015	2016	2017	2012	2013	2014	2015	2016	2017
Argentina	213	0.0	1.1	1.6	1.2	1.2	0.4	1.2
Belize	339	1.4	0.2	0.0
Brazil	223	4.3	1.1	0.7	0.3	13.9	0.6
Chile	228	0.0	0.0	0.0	0.0	0.6	3.8	3.9	0.8	0.2	0.2
Colombia	233	0.0	0.4	0.3	0.5	0.5	0.1	0.0
Costa Rica	238	0.0	2.9	1.0	0.4	0.4	0.1	0.0
Ecuador	248	e 0.0	e 0.0	4.4	3.8	1.4	2.4	1.1	1.2
Mexico	273	0.0	0.0	0.0	0.0	9.9	0.2	0.0	4.5	5.1	4.3
Panama	283	0.1	0.0	0.0	0.0	0.1	0.0
Peru	293	0.0	0.1	0.0	0.1	0.2	0.1
Western Hem. n.s.	399	0.0	0.0	0.1	0.1	0.1	0.1
Other Countries n.i.e	910	0.0	0.4	0.3	0.1	0.0	0.0	0.0	0.0	0.0
Cuba	928	0.1	0.0	0.0	0.0	0.0	0.0
Korea, Dem. People's Rep.	954	0.0	0.4	0.3	0.0	0.0	0.0	0.0	0.0	0.0
Countries & Areas n.s.	898	0.4	0.4	0.4	0.3	0.3	0.8	0.7
Memorandum Items													
Africa	605	0.5	1.3	1.9	0.7	1.6	1.3	3.2	3.4	2.8	3.5	3.0	2.7
Middle East	405	29.7	160.9	167.0	121.6	49.4	48.5	29.6	29.8	25.8	18.6	14.5	26.4
European Union	998	53.5	143.9	141.8	50.1	72.4	246.1	554.2	515.6	522.4	319.5	246.4	297.6
Export earnings: fuel	080	663.5	650.0	630.0	515.8	351.8	608.1	2,333.5	2,999.4	2,610.6	1,975.5	1,458.3	1,786.2
Export earnings: nonfuel	092	1,013.1	973.4	660.4	911.4	1,072.6	1,180.2	3,080.7	3,416.6	3,274.4	2,122.6	2,415.8	2,718.5

Lao People's Democratic Republic (544)

In Millions of U.S. Dollars

		Exports (FOB)						Imports (CIF)					
		2012	2013	2014	2015	2016	2017	2012	2013	2014	2015	2016	2017
IFS World		2,270.7	2,263.9	2,650.0	2,340.0	3,055.1	3,019.7	3,300.0	3,860.0
World	001	3,035.6	3,565.7	4,381.2	3,813.9	4,169.1	4,995.1	6,109.5	7,031.0	7,673.5	7,227.6	6,404.1	7,057.0
Advanced Economies	110	515.6	548.1	495.1	473.0	541.4	596.6	790.1	668.2	824.7	774.8	532.6	591.9
Euro Area	163	180.0	216.7	201.4	159.2	162.5	204.2	301.0	153.8	243.6	127.6	119.3	178.3
Austria	122	e 0.6	e 0.5	e 0.4	e 0.3	e 0.3	e 0.2	e 7.5	e 7.6	e 8.4	e 18.6	e 10.3	e 58.9
Belgium	124	e 16.4	e 33.4	e 18.1	e 15.4	e 17.8	e 10.0	e 36.1	e 30.9	e 30.4	e 24.7	e 28.0	e 23.4
Estonia	939	e 0.0	e 0.1	e 0.2	e 0.0	e 0.0
Finland	172	e 0.3	e 0.0	e 0.2	e 0.1	e 0.1	e 0.0	e 33.7	e 0.8	e 2.1	e 1.4	e 2.1	e 14.5
France	132	e 13.3	e 14.3	e 18.3	e 17.6	e 15.7	e 16.5	e 42.2	e 37.3	e 62.9	e 12.6	e 12.6	e 11.9
Germany	134	e 70.8	e 86.9	e 85.3	e 75.7	e 75.2	e 81.6	e 164.3	e 51.9	e 117.6	e 48.2	e 37.3	e 36.2
Greece	174	e 0.0	e 1.1	e 0.7	e 0.1	e 0.2	e 0.0	e 0.0	e 0.0	e 0.4	e 0.0
Ireland	178	e 1.8	e 1.2	e 1.9	e 1.8	e 0.9	e 1.0	e 1.1	e 4.1	e 1.0	e 6.4	e 4.3	e 5.0
Italy	136	e 23.7	e 19.9	e 17.7	e 14.8	e 28.8	e 21.7	e 12.0	e 9.4	e 11.3	e 10.5	e 15.5	e 19.5
Latvia	941	e 0.0	e 0.0	e 0.0	e 0.1	e 0.0	e 0.0	e 0.1	e 0.0	e 0.0	e 0.2	e 0.2
Lithuania	946	e 0.0	e 0.0	e 0.0	e 0.0	e 0.0	e 0.0	e 0.1	e 0.2	e 0.0	e 0.0
Luxembourg	137	e 0.0	e 0.0	e 0.0	e 0.0	e 0.0	e 0.2	e 0.1	e 0.5	e 0.3	e 0.1	e 0.2
Netherlands	138	e 40.9	e 47.1	e 40.4	e 23.0	e 17.4	e 52.3	e 2.3	e 8.8	e 3.2	e 3.7	e 5.0	e 5.1
Portugal	182	e 2.8	e 2.5	e 12.6	e 2.5	e 2.4	e 16.9	e 0.2	e 0.0	e 0.0	e 0.4	e 0.1
Slovak Republic	936	e 0.0	e 0.1	e 3.6	e 0.0	e 0.0	e 0.0
Slovenia	961	e 0.6	e 0.3	e 0.2	e 0.4	e 0.0	e 0.0	e 0.2	e 0.6	e 0.2	e 0.2	e 0.5	e 0.2
Spain	184	e 8.8	e 9.3	e 5.4	e 7.5	e 3.8	e 3.7	e 1.1	e 1.9	e 2.0	e 1.1	e 2.5	e 3.2
Australia	193	e 45.8	e 50.9	e 2.2	e 2.9	e 8.0	e 12.0	e 39.2	e 40.5	e 34.0	e 21.0	e 17.6	e 20.5
Canada	156	e 10.0	e 10.8	e 14.9	e 18.5	e 19.3	e 24.5	e 10.0	e 6.5	e 11.3	e 4.8	e 9.2	e 5.0
China,P.R.: Hong Kong	532	e 2.9	e 14.8	e 3.0	e 8.2	e 4.7	e 4.2	e 26.5	e 32.9	e 41.5	e 20.5	e 20.5	e 23.1
China,P.R.: Macao	546	e 0.0	e 0.3	e 0.4	e 9.9	e 0.2	e 0.8	e 0.0	e 0.0	e 0.0	e 0.0
Czech Republic	935	e 0.4	e 0.1	e 0.1	e 0.8	e 0.6	e 0.2	e 0.3	e 0.6	e 0.4	e 3.4	e 6.2	e 43.8
Denmark	128	e 7.8	e 10.0	e 7.9	e 9.1	e 14.2	e 17.5	e 1.3	e 3.1	e 1.1	e 0.6	e 1.4	e 1.4
Iceland	176	e 0.0	e 0.0	e 0.1	e 0.1	e 0.1	e 0.2
Israel	436	e 0.0	e 0.5
Japan	158	e 116.6	e 101.5	e 109.6	e 91.9	e 108.7	e 140.7	e 145.6	e 128.7	e 146.4	e 111.0	e 124.1	e 123.2
Korea, Republic of	542	e 10.7	e 11.8	e 17.0	e 26.8	e 23.1	e 25.1	e 174.9	e 198.3	e 165.4	e 180.6	e 136.9	e 100.7
New Zealand	196	e 0.2	e 1.7	e 3.9	e 2.7	e 5.4	e 2.0	e 0.8	e 1.1	e 1.5	e 0.9	e 0.7	e 1.2
Norway	142	e 0.8	e 1.2	e 1.0	e 1.5	e 1.6	e 1.5	e 0.1	e 0.1	e 1.7	e 0.2	e 0.1	e 0.3
Singapore	576	e 5.1	e 5.4	e 14.6	e 12.6	e 5.0	e 6.2	e 31.9	e 28.0	e 126.6	e 260.4	e 46.5	e 33.8
Sweden	144	e 1.2	e 3.0	e 9.8	e 20.4	e 18.0	e 26.2	e 8.8	e 0.7	e 0.7	e 0.5	e 0.3	e 9.0
Switzerland	146	e 4.1	e 4.5	e 4.1	e 4.4	e 53.9	e 8.1	e 5.0	e 36.8	e 10.4	e 3.7	e 4.4	e 4.7
Taiwan Prov.of China	528	e 7.4	e 12.4	e 14.9	e 13.4	e 16.2	e 6.7	e 3.4	e 4.1	e 3.9	e 3.2	e 4.1	e 7.1
United Kingdom	112	e 99.1	e 74.3	e 59.2	e 48.0	e 48.0	e 25.8	e 5.7	e 7.3	e 5.8	e 10.3	e 8.0	e 12.6
United States	111	e 23.6	e 28.8	e 31.1	e 42.6	e 51.9	e 90.8	e 35.5	e 25.9	e 30.2	e 26.1	e 32.7	e 27.2
Emerg. & Dev. Economies	200	2,520.0	3,017.6	3,886.1	3,341.0	3,627.7	4,398.5	5,319.4	6,362.8	6,848.8	6,452.9	5,871.5	6,465.1
Emerg. & Dev. Asia	505	2,476.3	2,989.6	3,870.7	3,320.2	3,583.5	4,337.6	5,289.4	6,311.6	6,794.1	6,427.7	5,843.4	6,436.3
Bangladesh	513	e 1.6	e 1.5	e 1.0	e 0.0	e 1.0
Cambodia	522	e 4.0	e 5.1	e 6.4	e 19.0	e 20.3	e 23.5	e 2.2	e 0.6	e 0.1	e 5.8	e 6.0	e 6.6
China,P.R.: Mainland	924	e 740.6	e 962.9	e 1,661.4	e 1,224.6	e 1,267.5	e 1,421.2	e 990.3	e 1,823.8	e 1,958.5	e 1,352.1	e 1,071.3	e 1,511.2
Fiji	819	e 0.0	e 0.0	e 0.0	e 0.5	e 0.1	e 0.0	e 0.5
India	534	e 132.8	e 105.4	e 56.3	e 135.0	e 162.2	e 234.5	e 29.1	e 48.3	e 67.3	e 54.7	e 25.4	e 25.0
Indonesia	536	e 3.1	e 7.1	e 48.4	e 0.8	e 4.0	e 21.3	e 25.2	e 6.2	e 4.8	e 8.2	e 6.2	e 4.5
Malaysia	548	e 0.4	e 1.2	e 1.2	e 2.8	e 11.7	e 5.2	e 13.7	e 24.1	e 26.2	e 15.7	e 19.7	e 15.3
Maldives	556	e 0.0	e 0.0	e 0.1	e 0.1
Micronesia	868	e 0.1
Mongolia	948	e 0.0	e 0.0	e 0.1	e 0.1	e 0.0	e 0.0	e 0.0	e 0.0
Myanmar	518	e 0.4	e 0.0	e 0.0	e 0.2	e 1.5	e 0.2	e 0.4	e 0.6	e 0.5	e 0.0	e 0.1
Nepal	558	e 0.1	e 0.8	e 1.4	e 0.0	e 0.0	e 0.9	e 0.5	e 0.0	e 0.0	e 0.0	e 0.0
Philippines	566	e 0.0	e 0.0	e 0.5	e 0.2	e 2.5	e 2.5	e 0.6	e 0.8	e 0.1	e 16.5	e 0.7	e 1.4
Sri Lanka	524	e 0.1	e 0.0	e 0.4	e 7.1	e 0.3	e 0.1	e 0.1	e 0.0	e 0.0	e 2.3	e 0.2
Thailand	578	e 1,173.7	e 1,277.5	e 1,331.9	e 1,381.8	e 1,780.4	e 2,115.6	e 3,780.6	e 3,920.8	e 4,230.4	e 4,419.5	e 4,204.6	e 4,178.7
Vietnam	582	e 419.5	e 630.2	e 762.4	e 553.3	e 327.5	e 511.0	e 446.7	e 485.3	e 505.9	e 554.7	e 506.4	e 693.1
Europe	170	12.0	18.8	9.2	16.0	31.9	30.4	25.8	47.8	52.2	23.0	24.4	23.3
Emerg. & Dev. Europe	903	9.8	16.4	6.1	14.7	4.9	24.2	3.6	7.6	6.2	2.9	5.4	10.5
Bosnia and Herzegovina	963	e 0.1	e 0.1	e 0.0	e 0.0	e 0.0	e 0.0	e 0.0

Lao People's Democratic Republic (544)

In Millions of U.S. Dollars

		Exports (FOB)						Imports (CIF)					
		2012	2013	2014	2015	2016	2017	2012	2013	2014	2015	2016	2017
Bulgaria	918	e 0.0	e 11.5	e 0.5	e 0.1	e 0.0	e 0.1	e 0.1	e 0.1
Croatia	960	e 0.5	e 0.2	e 0.0	e 0.0	e 0.0	e 0.1	e 0.0	e 0.0	e 0.0	e 0.0	e 0.2
Hungary	944	e 0.0	e 0.0	e 0.0	e 0.0	e 0.1	e 0.0	e 0.0	e 0.0	e 0.0	e 1.2	e 2.9
Montenegro	943	e 0.0	e 0.0	e 0.0	e 0.0	e 0.0	e 0.2
Poland	964	e 6.3	e 4.8	e 2.6	e 1.1	e 0.0	e 18.8	e 0.4	e 0.4	e 1.1	e 0.6	e 1.6	e 4.5
Romania	968	e 1.0	e 7.3	e 0.0	e 0.0	e 2.8	e 0.0	e 0.8	e 0.7	e 0.0	e 1.4
Serbia, Republic of	942	e 0.2	e 1.5	e 1.1	e 0.6	e 0.5	e 0.2	e 0.0
Turkey	186	e 1.7	e 2.4	e 2.3	e 1.4	e 1.4	e 4.3	e 3.1	e 6.3	e 5.1	e 1.5	e 2.4	e 1.4
CIS	901	2.3	2.5	3.0	1.3	27.1	6.2	22.2	40.2	45.9	20.1	19.1	12.8
Belarus	913	e 0.1	e 0.0	e 0.1	e 0.0	e 0.0	e 0.0	e 11.7	e 0.5	e 5.9	e 1.7	e 2.6
Kazakhstan	916	e 0.1	e 0.1	e 0.1	e 0.0	e 0.1	e 0.3	e 0.0
Russian Federation	922	e 1.4	e 1.5	e 1.7	e 0.7	e 26.3	e 4.9	e 10.4	e 39.6	e 39.7	e 16.6	e 13.9	e 12.1
Ukraine	926	e 0.6	e 0.8	e 1.0	e 0.5	e 0.7	e 0.8	e 0.1	e 0.2	e 0.3	e 1.7	e 2.5	e 0.2
Uzbekistan	927	e 0.5
Mid East, N Africa, Pak	440	27.3	4.7	2.3	1.5	7.1	22.7	0.5	1.1	1.3	1.0	1.4	1.2
Algeria	612	e 0.0	e 0.0	e 0.1	e 0.0	e 0.0	e 0.0	e 0.0
Bahrain, Kingdom of	419	e 0.0	e 0.1	e 0.0	e 0.0	e 0.0	e 0.0
Kuwait	443	e 0.3	e 0.3	e 0.4	e 0.1	e 0.3	e 0.2
Lebanon	446	e 0.1	e 0.2	e 0.2	e 0.1	e 0.1	e 0.1
Morocco	686	e 0.0	e 0.0	e 0.0	e 0.3	e 0.5	e 0.1	e 0.3	e 0.3
Oman	449	e 0.1
Pakistan	564	e 0.2	e 0.0	e 0.1	e 0.0	e 0.0	e 0.5	e 0.8	e 0.8	e 1.0	e 1.4	e 1.2
Qatar	453	e 0.0	e 0.1	e 0.1
Saudi Arabia	456	e 0.3	e 0.2	e 0.4	e 0.3	e 0.4
Tunisia	744	e 0.0	e 0.0	e 0.1	e 0.0	e 0.0	e 0.0	e 0.0	e 0.2
United Arab Emirates	466	e 25.9	e 3.7	e 1.4	e 0.4	e 5.9	e 21.5
West Bank and Gaza	487	e 0.7
Sub-Saharan Africa	603	1.3	1.4	1.8	1.3	1.8	3.3	1.1	0.8	0.6	0.4	0.6	0.3
Angola	614	e 0.1	e 0.0	e 0.2	e 0.1	e 0.1	e 0.1
Côte d'Ivoire	662	e 0.1	e 0.0	e 0.1	e 0.0	e 0.0	e 0.0
Estonia	939	e 0.0	e 0.1	e 0.2	e 0.0	e 0.0
Madagascar	674	e 0.1	e 0.0	e 0.4	e 0.9	e 0.0	e 0.0	e 0.0
Mauritius	684	e 0.0	e 0.0	e 0.0	e 0.3	e 0.1	e 0.1	e 0.3	e 0.0	e 0.0
Nigeria	694	e 0.8	e 1.0	e 1.0	e 0.8	e 0.8	e 0.7
Senegal	722	e 0.0	e 0.0	e 0.1	e 0.0
South Africa	199	e 0.1	e 0.3	e 0.3	e 0.1	e 0.3	e 1.3	e 0.7	e 0.7	e 0.6	e 0.3	e 0.6	e 0.3
Togo	742	e 0.0	e 0.1
Western Hemisphere	205	3.1	3.0	2.2	1.8	3.4	4.5	2.5	1.5	0.7	0.8	1.6	3.9
Argentina	213	e 0.1	e 0.0	e 0.0	e 0.0	e 0.2	e 0.3	e 0.0	e 0.0	e 0.2	e 0.1	e 0.3
Belize	339	e 0.2	e 0.1
Brazil	223	e 1.6	e 1.2	e 0.6	e 0.4	e 0.6	e 0.9	e 0.7	e 0.4	e 0.1	e 0.2	e 0.7	e 1.7
Chile	228	e 0.0	e 0.1	e 0.0	e 0.2	e 0.0	e 0.1	e 1.5	e 0.5	e 0.3	e 0.3	e 0.4	e 1.3
Colombia	233	e 0.2	e 0.1	e 0.2	e 0.1	e 0.1	e 0.1	e 0.0	e 0.3
Costa Rica	238	e 0.1	e 0.0	e 0.0	e 0.0	e 0.0	e 0.0	e 0.1
Ecuador	248	e 0.1	e 0.0	e 0.2	e 0.0
Mexico	273	e 0.7	e 1.2	e 0.9	e 0.9	e 1.9	e 2.8	e 0.3	e 0.6	e 0.2	e 0.1	e 0.3	e 0.3
Peru	293	e 0.1	e 0.1	e 0.1	e 0.1	e 0.1	e 0.2
Venezuela, Rep. Bol.	299	e 0.3	e 0.0	e 0.2
Memorandum Items													
Africa	605	1.3	1.5	1.9	1.7	2.3	3.4	1.1	1.2	1.0	0.4	0.6	0.3
Middle East	405	27.3	4.4	2.1	1.1	6.6	22.5	0.0
European Union	998	296.2	316.3	280.9	250.1	246.1	293.2	317.6	166.7	252.9	143.9	138.2	254.1
Export earnings: fuel	080	29.3	7.1	5.5	2.8	34.0	28.6	10.4	39.6	39.7	16.7	14.0	12.4
Export earnings: nonfuel	092	3,006.3	3,558.5	4,375.7	3,811.1	4,135.1	4,966.5	6,099.0	6,991.4	7,633.8	7,211.0	6,390.1	7,044.6

Latvia (941)

In Millions of U.S. Dollars

		Exports (FOB)						Imports (CIF)					
		2012	2013	2014	2015	2016	2017	2012	2013	2014	2015	2016	2017
IFS World		12,678.6	13,317.6	13,598.6	11,487.9	11,430.3	12,971.7	16,077.4	16,780.8	16,815.6	13,787.1	13,574.3	15,851.9
World	001	14,111.5	14,476.8	14,529.5	12,129.7	12,147.4	14,004.5	17,227.2	17,868.9	17,624.4	14,476.3	14,248.6	16,881.4
Advanced Economies	110	8,750.4	9,239.9	9,634.8	8,267.1	8,489.8	9,519.9	12,332.7	12,890.1	12,552.1	10,239.5	10,328.1	12,494.9
Euro Area	163	6,322.4	6,608.9	6,742.0	5,686.4	5,706.8	6,267.8	10,250.5	10,766.2	10,376.6	8,372.1	8,340.7	9,876.6
Austria	122	37.9	52.9	59.2	62.0	48.7	58.7	201.9	226.9	239.6	180.6	148.5	172.0
Belgium	124	163.3	163.5	166.5	132.4	137.1	195.8	286.4	282.4	265.5	236.9	253.9	283.1
Cyprus	423	118.5	113.5	44.7	33.5	28.4	13.8	70.5	41.8	32.1	16.5	12.6	14.4
Estonia	939	1,670.3	1,706.2	1,621.4	1,341.6	1,383.6	1,524.2	1,307.5	1,479.8	1,357.0	1,075.9	1,116.0	1,285.3
Finland	172	347.5	352.7	270.6	211.2	227.3	260.6	748.6	795.5	1,026.1	740.0	614.7	697.0
France	132	181.4	200.1	201.1	203.9	197.9	216.9	410.4	452.3	430.7	319.7	328.6	404.2
Germany	134	1,030.9	1,006.1	944.4	737.5	827.4	959.3	1,994.0	2,053.9	2,044.5	1,658.8	1,754.0	1,978.8
Greece	174	7.6	15.7	22.1	19.6	17.7	15.3	11.3	13.9	14.0	12.6	10.6	16.1
Ireland	178	39.4	27.4	31.1	29.6	32.1	42.5	61.6	43.4	52.8	160.0	59.1	128.0
Italy	136	145.5	171.9	194.4	156.4	160.8	200.0	783.6	714.4	714.9	539.2	529.2	665.9
Lithuania	946	2,053.8	2,302.7	2,550.1	2,211.4	2,088.3	2,166.5	3,267.0	3,463.0	2,979.4	2,420.1	2,411.5	2,972.6
Luxembourg	137	2.7	12.2	13.4	7.8	12.9	10.1	14.1	28.7	17.2	15.3	27.1	19.4
Malta	181	8.0	7.1	13.1	6.7	10.1	13.0	0.5	1.3	3.0	1.5	2.1	1.7
Netherlands	138	356.9	298.5	308.8	288.8	326.2	347.9	589.4	687.1	668.8	575.4	615.7	703.6
Portugal	182	7.3	15.5	19.2	16.5	21.3	24.7	20.4	24.5	44.1	31.3	27.8	37.0
Slovak Republic	936	71.1	73.9	91.6	67.2	55.0	58.4	167.8	156.5	163.9	148.8	164.0	158.4
Slovenia	961	9.3	10.1	12.8	10.6	11.2	13.3	46.8	53.3	52.2	34.7	43.5	46.0
Spain	184	71.0	78.8	177.6	149.7	120.6	147.0	268.8	247.7	270.9	204.9	221.9	293.0
Australia	193	7.5	11.5	12.4	15.2	12.5	17.0	1.3	1.7	1.2	1.1	1.2	1.7
Canada	156	13.4	15.7	20.9	19.4	23.5	29.3	11.6	13.9	17.0	19.1	55.2	377.1
China,P.R.: Hong Kong	532	10.4	13.8	29.7	38.3	27.3	35.0	20.1	38.2	31.5	22.5	16.3	17.9
China,P.R.: Macao	546	0.0	0.0	0.0	0.0	0.0	0.1	0.1	0.0	0.0
Czech Republic	935	126.1	158.2	198.9	197.5	160.6	203.6	245.6	241.3	254.1	239.0	286.5	273.6
Denmark	128	503.8	546.3	512.6	463.0	531.0	551.5	380.9	397.8	401.1	314.3	309.2	374.3
Iceland	176	18.0	17.5	19.6	17.8	21.3	31.2	4.7	3.9	4.4	4.2	5.4	5.4
Israel	436	27.9	30.1	32.8	28.9	29.2	41.1	15.9	12.0	12.4	12.0	10.9	14.7
Japan	158	45.0	59.5	44.7	44.1	53.9	57.7	18.3	16.2	17.9	22.8	21.1	25.6
Korea, Republic of	542	31.9	34.2	53.0	46.8	54.3	71.0	45.0	56.3	61.9	47.8	26.2	29.4
New Zealand	196	2.2	3.2	3.4	3.4	4.4	7.2	2.8	2.6	3.2	3.6	3.5	2.9
Norway	142	343.1	357.5	330.8	261.8	272.4	300.1	90.2	78.5	80.0	55.6	48.5	61.1
San Marino	135	0.0	0.0	0.0	0.0	0.0	0.0	0.2	0.2	0.4	0.1	0.1	0.2
Singapore	576	17.4	13.2	15.5	22.8	21.9	19.5	6.6	6.9	5.5	3.4	4.7	12.0
Sweden	144	662.7	669.6	730.3	597.5	688.6	799.2	571.0	602.3	560.3	492.2	514.7	548.7
Switzerland	146	49.9	44.4	46.5	42.3	50.3	46.1	113.7	112.3	122.7	117.0	140.5	114.2
Taiwan Prov.of China	528	7.1	5.3	4.5	5.5	6.2	6.5	40.5	54.4	65.9	80.1	81.4	94.1
United Kingdom	112	415.8	490.7	678.9	602.6	642.9	672.7	392.1	374.9	438.0	334.5	348.2	467.5
United States	111	145.8	160.4	158.2	173.8	182.6	363.1	121.8	110.3	97.9	98.0	113.8	198.0
Emerg. & Dev. Economies	200	5,222.9	5,091.9	4,816.2	3,817.6	3,609.4	4,419.2	4,894.5	4,978.8	5,072.3	4,236.9	3,920.3	4,386.5
Emerg. & Dev. Asia	505	161.8	181.6	195.5	197.2	204.6	242.6	614.3	666.0	663.7	648.3	647.9	753.4
American Samoa	859	0.0	0.0	0.0	0.0	0.0	0.0	0.0
Bangladesh	513	0.2	1.8	0.9	0.8	1.7	3.7	1.7	3.2	1.3	2.5	1.7	1.7
Cambodia	522	0.7	0.0	0.1	0.1	0.2	0.2	0.6	5.3	1.3	1.5	1.9	1.7
China,P.R.: Mainland	924	63.8	114.5	142.5	122.5	134.7	166.9	464.5	453.8	470.1	462.5	445.3	497.7
F.T. French Polynesia	887	0.0	0.0	0.0	0.1	0.1	0.1
F.T. New Caledonia	839	0.0	0.0	0.0	0.0	0.0	0.1
Guam	829	0.1	0.0	0.0	0.0	0.0	0.0
India	534	54.5	29.7	20.2	25.0	33.1	28.3	45.9	50.0	40.4	36.0	46.6	77.3
Indonesia	536	2.6	3.1	1.2	14.0	1.0	6.5	9.4	7.4	7.4	5.7	3.7	4.1
Lao People's Dem.Rep	544	0.0	0.0	0.0	0.0	0.2	0.2	0.0	0.0	0.1	0.1	0.0
Malaysia	548	17.5	14.0	5.9	9.2	8.0	9.4	10.5	8.4	7.8	9.8	10.9	17.7
Maldives	556	0.0	0.1	0.1	0.2	0.3	0.2	0.0	0.0	0.0	0.0
Marshall Islands	867	0.4	0.7	1.1	1.2	0.3	0.1	0.0	0.1	0.0	0.0	0.0
Mongolia	948	4.7	2.3	1.5	0.8	1.2	1.5	0.1	0.0	0.1	0.0	0.0
Myanmar	518	0.0	2.0	1.3	0.2	0.4	0.1	0.2	0.3	0.1	0.2
Nepal	558	0.2	0.3	0.2	0.2	0.2	0.2	0.0	0.0	0.0	0.0	0.0	0.1
Palau	565	0.0	0.0	0.1

Latvia (941)

In Millions of U.S. Dollars

		Exports (FOB)						Imports (CIF)					
		2012	2013	2014	2015	2016	2017	2012	2013	2014	2015	2016	2017
Papua New Guinea	853	0.1	0.1	0.2	0.1	0.0	0.0	0.1	0.1
Philippines	566	0.1	0.3	0.5	1.2	4.7	3.2	1.6	1.8	2.1	1.0	1.1	1.4
Sri Lanka	524	0.4	0.3	0.4	0.7	0.6	0.7	7.5	8.8	8.1	6.5	5.6	6.6
Thailand	578	13.0	10.6	14.2	15.3	12.9	11.8	13.7	13.6	15.6	7.8	9.0	11.3
Vanuatu	846	0.0	0.4	0.0	0.0	0.1	0.0
Vietnam	582	3.2	2.8	3.5	3.8	4.9	8.9	58.7	113.7	109.3	114.6	121.9	133.6
Asia n.s.	598	0.1	0.4	0.8	0.4	0.0	0.0	0.0	0.0
Europe	170	4,226.1	4,359.5	4,103.1	2,986.6	2,878.8	3,565.4	4,228.5	4,145.3	4,335.6	3,528.1	3,209.9	3,574.6
Emerg. & Dev. Europe	903	1,049.7	1,243.7	1,251.7	1,038.5	946.6	943.7	1,710.9	2,008.3	2,301.2	1,829.6	1,764.0	1,836.7
Albania	914	0.4	0.6	1.1	1.3	1.3	1.8	0.2	0.0	0.1	0.2	0.2	0.6
Bosnia and Herzegovina	963	1.2	1.3	4.8	4.2	3.8	3.4	0.4	0.3	0.4	0.3	0.4	0.6
Bulgaria	918	19.3	24.8	31.6	39.5	45.9	32.4	32.8	33.6	30.8	26.2	32.9	37.5
Croatia	960	4.8	5.0	6.8	2.8	4.5	7.3	6.6	5.9	11.5	10.1	11.6	12.7
Faroe Islands	816	0.4	1.7	2.7	2.3	2.3	2.2	0.0	0.1	0.2	0.1	0.3	2.9
Gibraltar	823	0.9	0.8	1.0	1.4	43.6	0.0	0.0	0.0	0.0
Hungary	944	28.2	33.7	92.5	54.6	47.9	55.3	159.4	173.7	182.1	140.5	134.8	183.1
Kosovo	967	0.2	0.3	0.2	0.5	0.5	0.7	0.0	0.0	0.0	0.0	0.8
Macedonia, FYR	962	1.1	1.2	3.3	3.4	2.2	2.3	2.6	2.4	2.1	1.9	1.9	2.4
Montenegro	943	0.0	0.1	0.1	0.2	0.2	0.5	0.0	0.0	0.0	0.0	0.2
Poland	964	773.1	970.8	887.2	693.7	591.5	594.9	1,403.7	1,666.4	1,911.2	1,540.4	1,471.3	1,459.2
Romania	968	29.5	22.7	29.3	32.2	21.5	24.9	19.7	32.9	28.2	20.0	19.6	25.9
Serbia, Republic of	942	3.9	5.6	6.0	5.0	6.6	7.3	3.4	4.2	7.4	4.4	3.3	4.1
Turkey	186	186.8	174.9	185.1	197.5	174.9	210.6	82.1	88.8	127.3	85.4	87.6	106.7
CIS	901	3,176.4	3,115.5	2,851.2	1,947.9	1,932.2	2,621.4	2,517.6	2,137.1	2,034.4	1,698.5	1,445.9	1,737.9
Armenia	911	3.2	3.0	4.1	5.7	4.2	5.8	1.1	1.2	2.5	1.9	1.4	2.2
Azerbaijan, Rep. of	912	22.0	33.4	35.8	26.7	15.4	18.7	2.6	1.6	1.3	0.8	1.3	1.4
Belarus	913	251.6	280.5	265.5	182.3	134.7	196.5	579.1	412.9	426.1	333.4	212.7	272.9
Georgia	915	16.6	23.6	15.3	17.2	17.6	37.9	4.9	6.4	6.5	6.3	4.7	6.7
Kazakhstan	916	103.5	127.9	115.0	89.8	81.7	86.0	106.2	75.9	45.1	12.1	7.2	11.4
Kyrgyz Republic	917	10.3	17.6	19.0	18.0	14.6	14.0	0.2	0.4	1.7	3.3	5.5	2.6
Moldova	921	13.6	14.9	16.6	13.5	15.8	20.2	5.8	7.5	11.5	9.3	5.5	7.1
Russian Federation	922	2,531.3	2,339.5	2,123.0	1,386.1	1,384.8	1,950.1	1,581.7	1,445.2	1,377.5	1,211.9	1,065.5	1,222.4
Tajikistan	923	11.2	8.9	15.0	6.5	6.5	8.5	0.0	0.0	0.0	0.0	0.1	0.3
Turkmenistan	925	8.8	10.3	13.6	23.1	23.1	15.0	0.0	1.1	0.0	0.0	0.0
Ukraine	926	159.3	167.0	139.1	103.7	125.0	161.3	227.4	172.5	150.3	109.4	122.6	171.9
Uzbekistan	927	45.0	88.7	89.2	75.4	108.8	107.5	8.5	12.2	11.9	10.1	19.5	38.9
Europe n.s.	884	0.0	0.2	0.3	0.2	0.0	0.2	0.0	0.0	0.0	0.0	0.0	0.0
Mid East, N Africa, Pak	440	745.0	451.1	345.4	487.9	373.4	379.5	21.5	33.9	32.1	19.5	16.9	22.2
Afghanistan, I.R. of	512	176.0	22.3	4.8	2.5	2.3	2.1	0.5	6.3	2.6	0.2	0.0	0.0
Algeria	612	265.4	126.5	6.8	157.2	70.4	31.8	0.0	0.0	0.0
Bahrain, Kingdom of	419	0.3	0.4	1.3	2.0	0.3	0.5	0.0	0.0	0.0	0.0	0.0	0.0
Djibouti	611	0.5	0.3	0.3	0.5	9.8	0.2	0.0	0.0	0.0
Egypt	469	66.0	52.6	87.5	61.7	61.6	60.8	6.3	4.9	4.1	3.7	2.1	2.7
Iran, I.R. of	429	93.5	119.9	110.4	6.1	4.1	4.1	0.5	0.5	0.3	0.3	0.2	0.4
Iraq	433	1.8	1.9	2.2	3.2	3.9	2.2	0.0	0.0	0.0	0.0	0.0
Jordan	439	4.5	3.1	3.9	3.0	3.0	4.6	0.0	0.0	0.0	0.2	0.1	0.0
Kuwait	443	2.1	4.1	4.3	3.5	2.0	2.7	0.1	4.7	1.2	0.4	0.7	2.6
Lebanon	446	15.9	5.6	8.7	13.0	6.2	4.8	0.0	0.1	0.1	1.3	0.2	0.3
Libya	672	29.5	0.4	16.1	8.9	3.3	10.7	0.0
Mauritania	682	0.2	0.1	0.2	5.9	4.8	0.1	0.1	0.0	0.0	0.2	0.0
Morocco	686	11.8	2.7	17.7	9.0	15.5	6.7	6.0	7.8	5.3	2.0	3.0	3.2
Oman	449	5.9	1.3	1.1	1.1	2.6	1.9	0.0	0.4	0.1
Pakistan	564	4.6	5.2	22.8	18.3	12.9	17.8	3.8	4.4	5.0	3.7	4.4	5.7
Qatar	453	0.6	1.0	6.4	1.2	1.3	2.1	0.0	0.3
Saudi Arabia	456	15.4	71.4	4.6	92.9	69.3	88.9	0.2	0.1	0.2	0.4	0.1	0.5
Somalia	726	0.0	0.0	0.1	0.0	0.3	0.0	0.0
Sudan	732	0.2	0.1	0.1	0.0	0.1	12.0	0.0	0.0	0.0	0.0
Syrian Arab Republic	463	1.3	0.3	0.6	0.6	0.4	0.6	0.0	0.0	0.0	0.0
Tunisia	744	21.1	4.8	7.0	5.6	5.9	3.0	0.4	0.4	0.5	0.3	0.3	0.3
United Arab Emirates	466	28.4	26.9	37.6	91.4	88.0	121.2	3.5	4.6	12.7	6.5	5.4	6.0

Latvia (941)

In Millions of U.S. Dollars

		Exports (FOB)						Imports (CIF)					
		2012	2013	2014	2015	2016	2017	2012	2013	2014	2015	2016	2017
West Bank and Gaza	487	0.0	0.0	0.0	0.0	0.0	0.1
Yemen, Republic of	474	0.1	0.2	0.9	0.1	5.5	0.1	0.0
Sub-Saharan Africa	603	26.8	52.7	98.2	79.8	91.2	147.7	7.5	9.4	10.2	7.9	4.9	6.9
Angola	614	3.7	13.9	8.5	12.7	9.3	10.5
Benin	638	0.2	0.2	8.2	0.7	0.3	0.5	0.0
Botswana	616	0.0	0.1	0.1	0.1	0.1	0.0	0.0	0.0
Burkina Faso	748	0.0	0.2	1.0	0.4	8.3	0.1	0.4	0.2
Burundi	618	0.0	0.0	0.0	0.1	0.1
Cameroon	622	0.2	0.2	0.4	0.5	0.2	0.5	0.0	0.1	0.0
Chad	628	0.0	0.1	0.1	9.4	0.1	0.0	0.0	0.0	0.0
Comoros	632	0.0	0.1	0.1	0.0	0.0	0.1	0.0
Congo, Dem. Rep. of	636	0.0	0.1	6.1	0.4	0.1	0.0	0.0	0.0
Congo, Republic of	634	0.0	0.2	4.9	0.5	0.7	0.5	0.0	0.0	0.0	0.0
Côte d'Ivoire	662	0.0	0.0	0.1	0.3	0.3	0.3	0.1	0.0	0.0	0.3	0.3
Equatorial Guinea	642	0.3	0.3	0.5	0.6	0.6	0.7	0.0
Eritrea	643	0.0	0.0	0.2
Estonia	939	1,670.3	1,706.2	1,621.4	1,341.6	1,383.6	1,524.2	1,307.5	1,479.8	1,357.0	1,075.9	1,116.0	1,285.3
Ethiopia	644	0.2	0.4	0.6	0.5	10.0	0.3	0.0	0.0	0.0	0.0	0.1
Gabon	646	0.0	0.0	0.4	0.3	0.4	0.2	0.0	0.0
Gambia, The	648	0.1	0.0	1.5	0.4	0.2	0.3	0.1	0.0
Ghana	652	0.4	0.3	0.6	2.0	3.0	2.7	3.7	6.1	7.0	4.9	1.1	2.3
Guinea	656	0.2	1.5	0.2	8.1	0.2	0.2	0.0	0.1	0.3
Guinea-Bissau	654	0.1	0.1	0.1	0.0	0.0	0.0
Kenya	664	0.3	0.5	8.7	15.4	25.2	26.6	0.0	0.1	0.0	0.0	0.1	0.1
Liberia	668	0.6	1.1	0.9	0.6	0.3	0.2	0.0
Madagascar	674	1.6	1.1	1.8	1.5	0.3	0.3	0.0	0.0	0.0	0.1	0.0	0.0
Malawi	676	0.1	0.0	0.0	2.8	0.0
Mali	678	0.0	0.0	0.0	0.2	0.3	0.4	0.0	0.0
Mauritius	684	0.0	0.0	0.0	0.2	0.1	0.2	0.1	0.2	0.3	0.2	0.1	0.1
Mozambique	688	1.2	0.3	10.6	0.3	0.1	0.1	0.0	0.3
Namibia	728	0.0	0.0	1.8	0.1	0.1	0.1	0.0	0.0	0.0
Niger	692	0.1	0.0	0.2	1.4	0.3	0.2
Nigeria	694	5.7	3.0	1.6	2.7	4.6	50.8	0.1	0.2	0.1	0.1	0.1	0.1
Rwanda	714	1.8	0.1	0.5	0.7	1.0	0.0	0.0	0.0
São Tomé & Príncipe	716	0.1	0.0	0.0
Senegal	722	2.1	0.0	0.7	0.9	3.6	0.9	0.0	0.2	0.1	0.0
Seychelles	718	0.3	0.6	0.3	0.8	0.4	0.3	1.0	1.2	1.0	0.4	0.7	0.8
Sierra Leone	724	0.1	0.0	0.4	1.0	0.8	2.0	0.3
South Africa	199	5.7	9.8	27.0	11.8	11.5	34.4	2.2	1.4	1.2	1.4	1.5	1.8
South Sudan, Rep. of	733	0.0	0.0	0.1	0.0	0.0	0.0	0.0	0.0
Tanzania	738	2.2	8.1	2.9	1.5	0.4	0.4	0.0	0.0	0.1	0.0	0.1	0.1
Togo	742	1.0	2.7	5.4	10.7	0.7	0.9	0.0	0.0
Uganda	746	0.1	4.3	3.1	2.1	6.5	0.3	0.0	0.0	0.0	0.0	0.2	0.6
Zambia	754	0.0	2.0	0.0	0.0	0.1	0.2	0.0	0.0	0.0
Zimbabwe	698	0.0	0.0	0.0	0.0	0.0	0.3	0.0	0.0	0.0	0.0
Africa n.s.	799	0.1	0.1	0.0
Western Hemisphere	205	63.2	47.0	73.9	66.1	61.4	84.0	22.6	124.2	30.6	33.1	40.8	29.4
Anguilla	312	0.0	0.0	0.0	0.1	0.0	0.0	0.0	0.0
Antigua and Barbuda	311	0.8	1.3	0.9	0.8	0.3	0.1	0.0	0.0
Argentina	213	2.1	3.3	2.2	4.3	3.1	7.8	6.8	109.5	13.0	18.2	7.8	8.9
Bahamas, The	313	0.3	0.4	0.4	0.8	0.3	0.3	0.0	0.0
Barbados	316	0.0	0.1	0.1	0.1	0.1	0.0	0.0
Belize	339	5.7	3.1	1.2	0.3	0.8	0.5	0.0	0.0	0.0	0.1	0.0
Bermuda	319	0.0	0.1	0.1	0.2	2.9	0.1	0.0	0.0	19.4
Bolivia	218	0.7	1.1	0.9	0.5	0.7	1.3	0.2	0.1	0.2	0.0	0.1	0.0
Brazil	223	6.5	5.0	9.1	8.9	6.1	8.4	2.9	2.8	4.7	4.1	3.0	9.0
Chile	228	7.1	4.3	6.0	7.7	5.0	5.8	5.4	5.4	4.7	4.3	3.7	3.4
Colombia	233	1.8	1.9	2.2	2.3	2.8	2.9	0.2	0.2	0.1	0.1	0.2	0.3
Costa Rica	238	0.4	0.5	0.5	0.5	0.6	0.9	0.2	0.5	0.2	0.1	0.0	0.1
Curacao	354	0.1	0.1	0.2	0.2	0.0	0.0

Latvia (941)

In Millions of U.S. Dollars

		Exports (FOB)						Imports (CIF)					
		2012	2013	2014	2015	2016	2017	2012	2013	2014	2015	2016	2017
Dominica	321	0.0	0.2	0.0	0.1	0.0	0.2	0.0	0.0	0.0
Dominican Republic	243	0.8	0.6	1.4	1.0	1.2	1.9	0.0	0.1	0.2	0.2	0.1	0.1
Ecuador	248	1.3	2.6	3.3	4.2	3.5	3.2	0.2	0.1	0.0	0.0	0.0	0.1
El Salvador	253	0.2	0.1	0.1	0.2	0.1	0.4	0.0	0.0	0.0	0.0	0.0	0.0
Falkland Islands	323	0.0	0.0	0.0	0.1	0.0	0.0	0.0	0.0	0.0	0.0
Greenland	326	0.1	0.1	0.1	0.1	0.1	0.1	0.0	0.1	0.6
Guatemala	258	0.2	0.4	0.3	0.5	0.8	1.3	0.0	0.0	0.0	0.0	0.0	0.0
Guyana	336	0.1	0.0	0.1	0.1	0.0	0.1
Haiti	263	0.0	0.0	16.3	0.0	0.0	0.1	0.0	0.0	0.0
Honduras	268	0.3	0.4	0.4	0.6	0.9	1.0	0.0	0.0	0.0	0.0	0.0	0.0
Jamaica	343	0.0	0.0	0.0	0.0	0.0	0.6
Mexico	273	3.2	3.6	5.3	6.9	7.1	9.1	5.9	4.7	6.8	5.6	5.4	6.8
Netherlands Antilles	353	0.1
Nicaragua	278	0.8	0.0	0.1	0.2	0.3	0.3	0.0	0.0	0.0	0.1	0.1	0.1
Panama	283	3.1	4.9	3.5	2.0	1.6	1.5	0.3	0.0	0.0	0.0	0.0	0.0
Paraguay	288	6.1	7.9	14.9	17.1	17.0	27.9	0.0	0.0	0.1	0.1	0.1	0.0
Peru	293	18.9	2.2	2.3	4.1	3.4	6.1	0.1	0.3	0.1	0.2	0.1	0.4
Sint Maarten	352	0.0	0.1	0.1	0.1	0.2	0.0	0.0	0.0
St. Kitts and Nevis	361	0.0	0.3	0.8	0.3	0.1	0.1
St. Vincent & Grens.	364	0.2	0.2	0.2	0.2	0.2	0.1	0.0
Suriname	366	0.1	0.2	0.0	0.0	0.0	0.1	0.0
Trinidad and Tobago	369	0.1	0.0	0.0	0.0	0.1	0.1	0.0	0.0
Uruguay	298	0.6	1.7	0.5	0.6	1.0	0.9	0.0	0.2	0.1	0.1	0.1	0.0
Venezuela, Rep. Bol.	299	0.4	0.0	0.1	0.0	0.1	0.3	0.0	0.0	0.0	0.0
Western Hem. n.s.	399	1.3	0.2	0.2	1.2	0.7	0.6	0.3	0.0	0.3	0.1
Other Countries n.i.e	910	1.3	0.1	0.0	0.2	0.0	0.2	0.0	0.1	0.0
Cuba	928	1.3	0.0	0.0	0.1	0.0	0.2	0.1	0.0
Korea, Dem. People's Rep.	954	0.1	0.1	0.0
Special Categories	899	133.3	142.8	78.4	36.9	38.9	55.6
Countries & Areas n.s.	898	3.6	2.1	0.0	7.9	9.2	9.6
Memorandum Items													
Africa	605	325.9	187.2	130.3	258.0	197.8	201.9	14.0	17.5	16.1	10.2	8.4	10.4
Middle East	405	265.2	289.1	285.7	288.8	251.6	305.4	10.7	15.1	18.7	13.4	8.9	12.9
European Union	998	8,885.7	9,530.7	9,910.2	8,369.7	8,441.3	9,209.6	13,462.3	14,295.0	14,194.0	11,489.4	11,469.5	13,259.0
Export earnings: fuel	080	3,122.6	2,888.3	2,501.6	1,917.4	1,788.0	2,406.5	1,695.5	1,534.3	1,438.9	1,233.1	1,080.9	1,245.6
Export earnings: nonfuel	092	10,988.9	11,588.5	12,027.9	10,212.4	10,359.4	11,597.9	15,531.7	16,334.5	16,185.6	13,243.2	13,167.7	15,635.8

Lebanon (446)

In Millions of U.S. Dollars

		Exports (FOB)						Imports (CIF)					
		2012	2013	2014	2015	2016	2017	2012	2013	2014	2015	2016	2017
IFS World		4,484.6	4,059.4	3,314.1	2,953.4	2,977.6	2,844.5	21,286.9	21,235.6	20,500.6	18,074.8	18,711.5	19,588.6
World	001	5,616.6	5,168.7	4,548.7	3,981.0	3,929.8	4,025.7	22,695.4	22,799.5	22,073.0	18,948.1	19,361.0	19,895.8
Advanced Economies	110	1,309.0	870.5	713.7	719.6	667.5	674.9	12,875.0	12,047.9	11,818.5	10,075.5	10,056.4	10,616.6
Euro Area	163	480.2	400.7	388.9	393.1	340.5	283.5	7,189.9	7,024.3	7,306.9	6,385.2	6,438.7	6,990.3
Austria	122	4.5	2.7	3.7	1.9	2.1	1.8	77.0	87.6	87.2	77.7	78.0	74.0
Belgium	124	111.9	47.1	32.4	20.4	19.0	15.3	282.7	328.4	645.8	330.2	290.8	369.7
Cyprus	423	28.6	19.7	14.9	14.7	14.3	12.6	82.4	54.8	24.2	31.0	44.8	75.8
Estonia	939	0.1	0.0	0.1	0.1	0.0	10.3	18.2	7.6	14.1	3.8	2.9
Finland	172	0.5	0.8	1.4	0.4	0.4	1.4	42.1	121.2	44.1	36.0	55.4	46.6
France	132	89.0	76.9	98.7	69.1	72.6	65.8	1,570.7	1,652.4	1,385.2	1,123.7	730.2	786.6
Germany	134	35.9	48.5	55.4	53.2	64.3	43.5	1,224.3	1,267.0	1,274.3	1,237.8	1,187.2	1,239.1
Greece	174	29.4	50.8	18.1	71.7	47.2	25.6	907.6	614.4	828.8	862.9	1,093.3	1,343.2
Ireland	178	2.4	0.8	1.3	1.5	1.1	1.1	102.5	120.5	127.3	126.2	160.8	174.3
Italy	136	42.1	95.5	89.0	76.1	51.4	30.1	1,818.1	1,919.4	1,672.6	1,348.9	1,421.8	1,788.0
Latvia	941	0.0	0.2	1.2	0.7	0.4	0.7	18.8	6.6	47.4	13.6	8.3	7.7
Lithuania	946	0.4	0.4	0.5	0.1	1.0	1.3	3.3	3.8	8.9	5.9	5.5	8.5
Luxembourg	137	0.1	0.0	0.1	0.4	0.1	0.4	4.5	11.0	5.2	3.3	3.0	2.5
Malta	181	50.4	2.1	2.0	0.7	0.9	0.9	117.9	1.5	1.1	2.8	1.1	1.4
Netherlands	138	25.8	18.2	21.7	32.1	27.7	28.4	406.7	312.3	464.1	467.2	659.8	323.1
Portugal	182	6.1	0.8	2.2	2.3	6.6	7.2	64.4	74.4	77.3	75.1	96.1	127.1
Slovak Republic	936	0.2	0.1	0.0	0.1	0.1	0.2	18.7	33.1	30.1	42.7	51.2	37.3
Slovenia	961	5.9	1.7	6.8	6.7	1.9	1.0	9.5	12.2	18.2	12.1	16.9	21.7
Spain	184	46.9	34.5	39.4	40.7	29.3	46.3	428.5	385.8	557.5	574.1	530.7	560.8
Australia	193	12.9	14.1	14.2	13.1	13.7	14.7	43.8	49.1	49.4	45.8	39.9	43.1
Canada	156	17.9	17.5	21.4	21.3	20.7	22.6	108.8	82.4	76.7	102.1	119.4	145.6
China,P.R.: Hong Kong	532	8.7	14.3	11.6	19.6	17.9	9.8	10.1	7.1	11.0	25.3	23.3	34.3
China,P.R.: Macao	546	0.0	0.0	0.4	0.3	0.1	0.1	0.1	0.0
Czech Republic	935	1.1	1.8	1.7	1.0	1.8	0.5	78.8	82.0	90.5	72.4	81.7	74.8
Denmark	128	4.6	3.3	4.1	4.5	3.3	3.2	117.7	146.6	192.8	143.2	117.3	115.7
Iceland	176	0.0	0.0	0.1	0.1	0.2	0.1	0.1	0.1	0.1	0.0	0.1	0.1
Japan	158	25.9	29.7	14.2	2.9	12.4	5.9	410.8	433.2	381.9	411.8	416.0	376.9
Korea, Republic of	542	57.6	88.5	45.6	64.9	40.6	56.9	330.0	357.7	284.7	247.0	218.6	232.0
New Zealand	196	0.5	0.7	0.9	1.2	0.9	0.9	10.2	21.8	11.9	10.8	9.3	10.8
Norway	142	0.7	0.6	0.3	0.4	0.6	0.7	13.1	15.5	37.3	74.3	21.2	27.5
San Marino	135	0.0	2.2	2.8	3.6	3.1	3.5	3.5
Singapore	576	21.3	1.0	2.2	1.7	1.3	0.4	73.7	33.3	34.1	33.0	31.0	30.5
Sweden	144	9.0	10.9	15.6	15.0	17.8	16.4	110.1	101.9	106.8	86.9	101.8	105.1
Switzerland	146	547.8	180.3	92.7	66.5	97.5	140.8	511.6	644.4	536.3	427.5	408.1	374.9
Taiwan Prov.of China	528	5.1	2.3	0.5	1.0	0.9	0.4	103.0	119.4	173.6	107.2	97.1	105.1
United Kingdom	112	48.9	39.4	39.3	46.8	38.3	41.1	600.3	775.1	647.7	588.2	512.1	485.4
United States	111	66.9	65.3	60.4	66.4	59.2	77.1	3,160.6	2,150.9	1,873.0	1,311.4	1,417.3	1,460.9
Emerg. & Dev. Economies	200	4,055.8	3,997.6	3,577.4	3,086.3	3,100.3	3,171.2	9,801.0	10,735.0	10,187.7	8,780.7	9,269.4	9,225.2
Emerg. & Dev. Asia	505	135.6	105.9	125.6	235.6	281.4	487.8	2,848.0	3,441.3	3,592.2	3,081.8	3,000.2	2,845.6
American Samoa	859	0.0	0.0	0.0	0.1	0.0
Bangladesh	513	35.4	18.1	27.3	40.3	7.5	21.1	26.1	32.9	38.7	36.8	38.8	44.3
Bhutan	514	0.1	0.0	0.0	0.0	0.0
Brunei Darussalam	516	0.1	0.1	0.1	0.2	0.2	0.1	0.0	0.0	0.0	0.0	0.0
Cambodia	522	0.0	0.0	0.0	5.8	8.0	9.2	10.4	12.5	14.0
China,P.R.: Mainland	924	32.8	38.2	62.6	162.1	244.8	443.2	1,787.1	2,294.6	2,499.3	2,083.3	2,100.1	1,885.0
Fiji	819	0.0	0.0	0.1	0.1	0.3	0.0	0.0	0.0	0.0	0.0
F.T. French Polynesia	887	0.0	0.2	0.0	0.1	0.1	0.0	0.1	0.0	0.0
Guam	829	0.0	0.0	0.1
India	534	59.1	40.0	24.1	22.2	18.1	13.9	434.5	439.1	426.0	334.0	274.8	303.9
Indonesia	536	2.3	1.1	1.7	2.2	1.0	2.5	88.4	99.8	99.5	107.0	100.6	107.6
Lao People's Dem.Rep	544	0.2	0.2	0.2	0.1	0.1	0.1
Malaysia	548	2.1	2.4	2.6	3.5	2.5	2.3	147.7	128.5	100.5	83.6	82.8	86.2
Maldives	556	0.3	0.5	0.9	0.6	1.2	0.3	0.1	0.1	0.1	0.1	0.0	0.0
Mongolia	948	0.0	0.0	0.0	0.1	0.0	0.0	0.1	0.2
Myanmar	518	0.0	0.7	0.2	1.5	0.3	0.5	0.5	1.2	1.0	2.1	2.8
Nepal	558	0.0	0.1	0.0	0.1	0.0	0.8	0.6	0.8	0.8	0.5	0.6

Lebanon (446)

In Millions of U.S. Dollars

		Exports (FOB)						Imports (CIF)					
		2012	2013	2014	2015	2016	2017	2012	2013	2014	2015	2016	2017
Papua New Guinea	853	0.0	0.1	0.0	0.0	0.0	0.0	0.0
Philippines	566	0.9	0.7	0.2	0.7	0.4	0.4	11.6	10.3	9.7	12.4	11.7	11.6
Sri Lanka	524	0.3	0.3	0.3	0.3	0.4	0.7	21.2	26.2	30.9	23.0	24.3	31.8
Thailand	578	1.6	2.6	3.7	2.2	2.9	1.7	242.2	275.6	262.6	285.6	232.5	229.7
Vanuatu	846	0.0	0.1
Vietnam	582	0.5	1.7	1.3	1.0	0.6	0.6	81.7	124.7	113.5	103.5	119.3	127.6
Europe	170	276.6	254.5	228.2	132.6	124.8	226.2	2,665.7	3,408.8	2,890.1	2,561.7	2,377.2	2,776.1
Emerg. & Dev. Europe	903	253.8	226.6	208.6	116.3	113.4	215.6	1,562.6	1,881.4	1,650.5	1,431.1	1,270.1	1,507.2
Albania	914	0.2	0.1	0.8	1.1	0.1	0.1	0.9	0.7	5.3	1.6	1.7	1.8
Bosnia and Herzegovina	963	0.3	0.0	0.0	0.0	0.1	0.0	3.0	3.2	1.6	1.8	3.0	4.4
Bulgaria	918	11.7	10.8	11.5	7.1	12.5	8.9	78.2	242.9	143.2	89.0	123.6	77.1
Croatia	960	0.0	0.2	0.1	0.0	0.1	0.1	85.2	31.2	62.7	40.3	38.4	49.7
Faroe Islands	816	0.0	0.5	0.0	0.3	0.2
Gibraltar	823	13.3
Hungary	944	0.2	0.5	0.6	0.3	0.2	0.3	56.6	95.7	117.1	117.2	121.1	99.8
Macedonia, FYR	962	0.0	0.0	5.4	6.7	0.0	1.2	1.3	1.3	2.0	1.3	1.3
Montenegro	943	0.2	0.3	0.0	0.0	0.1	0.1	0.1	0.0	0.0	0.0	0.0
Poland	964	3.6	2.2	3.5	5.8	3.7	1.9	98.8	106.0	113.5	97.7	110.8	138.7
Romania	968	5.1	3.7	2.6	2.1	2.8	3.2	197.4	236.3	462.5	413.9	191.2	300.3
Turkey	186	232.7	208.9	189.2	94.4	87.3	201.0	1,041.4	1,163.9	742.8	667.7	665.4	834.0
CIS	901	22.5	27.6	19.1	15.2	10.8	10.0	1,102.4	1,527.0	1,239.2	1,130.3	1,106.9	1,268.4
Armenia	911	1.6	1.6	0.8	1.7	0.9	0.6	0.3	0.4	1.8	0.2	0.2	0.2
Azerbaijan, Rep. of	912	2.5	3.8	4.2	3.2	3.3	2.5	0.1	0.1	0.1	16.8	10.2	15.3
Belarus	913	0.2	0.1	0.1	0.0	0.1	0.2	50.4	21.5	0.5	0.7	0.5	16.1
Georgia	915	0.9	2.1	0.5	0.2	0.2	0.4	155.9	0.2	37.3	0.2	50.6	35.3
Kazakhstan	916	0.5	0.9	0.4	0.5	0.2	0.2	32.8	14.6	20.4	2.9	8.4	2.5
Kyrgyz Republic	917	0.0	0.0	0.0	0.0	0.0	0.4	0.7	0.0	0.3	0.1	0.0
Moldova	921	0.5	0.8	0.5	0.4	0.5	0.6	7.0	16.9	34.2	20.6	13.7	12.4
Russian Federation	922	11.4	11.4	11.2	8.5	4.8	4.4	424.7	917.7	884.1	831.9	728.5	744.3
Tajikistan	923	0.2	0.1	0.0	0.0	0.1	0.0	0.0	0.1	0.0	0.1
Turkmenistan	925	0.4	0.2	0.2	0.0	0.1	0.2	0.1	0.1	0.1	0.0
Ukraine	926	4.1	6.4	1.0	0.7	0.8	1.1	429.6	554.6	260.0	256.3	294.2	441.5
Uzbekistan	927	0.3	0.3	0.1	0.0	0.0	1.1	0.0	0.5	0.2	0.4	0.7
Europe n.s.	884	0.2	0.3	0.6	1.1	0.6	0.5	0.7	0.3	0.4	0.2	0.2	0.5
Mid East, N Africa, Pak	440	2,328.7	2,713.2	2,432.6	2,093.7	1,751.9	1,847.9	3,294.2	2,890.8	2,621.1	2,272.1	2,799.8	2,579.5
Afghanistan, I.R. of	512	1.0	0.8	0.2	1.5	0.1	0.8	0.1	0.7	1.2	0.4	0.0	0.6
Algeria	612	84.3	97.1	53.3	43.2	29.0	38.3	63.5	28.1	70.6	45.8	37.3	62.7
Bahrain, Kingdom of	419	13.0	20.9	55.3	21.1	18.4	16.7	8.6	14.0	53.4	19.1	18.3	38.4
Djibouti	611	2.3	1.6	4.8	4.8	2.9	1.6	0.0	0.3	0.8	0.1	0.0
Egypt	469	97.9	129.0	197.4	145.0	143.1	138.3	853.8	739.7	722.3	492.3	896.8	746.4
Iran, I.R. of	429	11.2	10.2	11.0	18.9	23.2	20.3	38.4	42.0	50.1	50.6	44.9	62.1
Iraq	433	353.2	480.5	415.1	309.7	210.3	229.6	5.8	2.4	3.7	3.5	3.9	3.6
Jordan	439	161.7	164.3	165.0	128.0	109.9	93.2	269.0	145.4	145.5	133.2	206.0	159.7
Kuwait	443	77.6	79.9	80.8	72.3	80.9	99.0	630.4	452.3	251.1	328.6	546.6	336.5
Libya	672	96.9	142.4	55.0	36.8	53.8	30.5	62.7	190.3	105.2	31.6	24.4	52.6
Mauritania	682	1.5	1.3	1.6	1.0	0.9	1.7	2.2	1.7	1.5	1.9	1.8	1.5
Morocco	686	15.8	14.2	13.2	12.7	13.2	15.9	70.2	73.2	111.3	87.5	71.6	84.5
Oman	449	19.5	19.1	22.7	24.9	22.8	27.3	14.5	22.4	22.8	21.7	14.4	16.4
Pakistan	564	3.6	4.5	7.3	3.7	3.2	6.3	22.8	28.6	33.5	29.1	23.0	19.5
Qatar	453	98.6	107.3	117.5	95.3	91.6	124.0	24.4	32.2	24.6	22.7	17.8	15.3
Saudi Arabia	456	453.5	435.7	443.6	392.4	287.5	277.0	472.7	487.3	448.0	380.6	372.2	404.7
Somalia	726	0.0	0.2	0.4	0.2	0.3	5.1	0.7	0.3	0.1	0.3	0.0
Sudan	732	28.1	29.4	17.6	18.6	14.5	15.7	26.4	41.3	41.6	39.6	28.0	24.8
Syrian Arab Republic	463	331.1	547.1	269.4	260.0	216.7	257.7	266.4	181.3	124.8	137.6	130.5	137.5
Tunisia	744	8.4	7.6	8.5	12.3	10.5	9.6	38.8	25.4	32.8	32.1	24.0	52.0
United Arab Emirates	466	452.8	400.3	480.0	483.8	410.4	437.3	416.7	380.1	374.4	412.7	337.4	360.3
West Bank and Gaza	487	0.0	0.0	0.1	0.2	0.2
Yemen, Republic of	474	16.5	19.8	13.0	7.2	8.8	6.8	1.7	1.4	1.5	1.2	0.5	0.4
Sub-Saharan Africa	603	1,289.3	882.3	758.9	587.5	921.0	586.1	462.9	412.2	383.0	312.4	514.6	420.5
Angola	614	85.7	93.8	94.2	40.6	12.7	11.9	0.0	0.0	1.2	0.6

Lebanon (446)

In Millions of U.S. Dollars

		Exports (FOB)						Imports (CIF)					
		2012	2013	2014	2015	2016	2017	2012	2013	2014	2015	2016	2017
Benin	638	4.1	6.7	11.3	14.6	11.7	4.3	196.4	72.3	6.9	37.4	74.9	71.0
Burkina Faso	748	12.5	12.9	12.6	11.4	11.8	12.1	2.0	0.3	0.1	0.4	1.0	0.1
Burundi	618	0.8	0.3	0.1	0.1	0.1	1.4	0.0	0.2	0.0	0.0	0.0
Cabo Verde	624	0.6	0.4	0.6	0.4	0.3	0.4	0.0	0.0	0.0	0.0	0.1	0.0
Cameroon	622	6.9	9.6	9.5	6.0	7.8	7.9	4.9	2.6	2.5	4.4	4.3	3.1
Central African Rep.	626	4.2	3.9	4.8	3.3	2.8	1.8	0.0	0.1	0.0	0.2	0.1
Chad	628	0.9	0.8	0.6	0.5	0.6	0.9	0.0	0.0	0.0	0.0
Comoros	632	0.0	0.0	0.0	0.1	0.4	0.3	0.0	0.0	0.0	0.0	0.0	0.0
Congo, Republic of	634	47.9	54.8	52.6	50.0	33.6	32.8	9.4	3.8	2.2	0.5	1.9	0.6
Côte d'Ivoire	662	29.3	30.0	40.6	36.6	44.6	46.2	19.4	8.2	7.3	6.4	4.6	3.5
Equatorial Guinea	642	6.4	7.3	9.0	9.4	4.1	1.5	0.1	0.1	0.2	0.7	1.5	0.6
Eritrea	643	0.1	0.1	0.1	0.1	0.0	0.0	0.0	0.0	0.0	0.0
Eswatini, Kingdom of	734	0.0	0.0	0.0	0.0	0.1	0.0	0.1	0.1	0.1	0.0	0.2	0.1
Estonia	939	0.1	0.0	0.1	0.1	0.0	10.3	18.2	7.6	14.1	3.8	2.9
Ethiopia	644	1.6	0.6	0.4	3.0	4.7	2.5	4.0	1.6	6.5	1.0	1.2	2.2
Gabon	646	14.1	20.6	19.9	16.0	12.2	10.0	0.4	0.5	1.1	0.7	0.7	0.8
Gambia, The	648	3.3	3.2	3.0	2.5	2.1	2.8	0.0	0.0	0.0	0.0	0.0	0.0
Ghana	652	42.3	45.8	32.1	39.2	26.2	25.0	50.3	54.0	10.3	8.2	125.5	32.2
Guinea	656	24.7	23.6	19.6	14.4	14.6	17.0	0.3	4.5	3.6	3.0	47.7	67.6
Guinea-Bissau	654	0.1	0.3	0.3	0.3	0.1	0.1	0.0	0.0	0.1	0.0
Kenya	664	9.9	4.4	2.5	2.9	3.1	2.4	2.1	1.9	1.3	2.4	1.0	1.1
Lesotho	666	0.2	0.4	0.6	0.4	0.6	0.5
Liberia	668	24.9	19.8	21.2	23.1	19.7	18.9	1.9	0.0	0.0	0.1	0.0	0.1
Madagascar	674	0.1	0.3	0.0	0.0	0.0	0.0	1.1	1.3	1.1	1.3	1.4	1.5
Malawi	676	0.1	0.5	0.6	0.2	0.3	0.4	0.0	0.0	0.0	0.2	2.0	0.3
Mali	678	1.8	3.9	5.3	4.2	6.1	5.9	0.0	0.0	2.1	10.7	2.0	0.0
Mauritius	684	0.1	0.0	0.1	0.1	0.4	0.1	0.8	0.9	0.8	0.9	0.7	0.9
Mozambique	688	1.7	1.0	2.8	1.0	1.8	1.1	1.6	0.8	0.7	1.4	7.7	5.7
Namibia	728	1.8	3.9	3.8	0.7	0.0	0.2	0.4	0.5	0.5	0.8	0.3
Niger	692	2.8	4.2	2.0	1.4	1.2	1.3	0.2	0.0	0.0	0.0	0.0
Nigeria	694	54.1	86.2	67.9	52.1	33.3	23.6	2.7	3.8	4.0	4.2	5.4	5.5
Rwanda	714	0.1	0.1	0.1	1.2	0.3	0.1	0.0	0.0	0.0	0.0	0.0
São Tomé & Príncipe	716	0.3	0.1	0.3	0.2	0.2	0.2	0.0	0.0
Senegal	722	7.0	7.6	7.7	19.2	8.0	10.0	2.2	2.2	3.5	14.4	15.3	25.9
Seychelles	718	0.1	0.1	0.2	0.3	0.5	0.4	0.0	0.0	0.0	0.2	0.5	0.0
Sierra Leone	724	12.2	14.2	13.2	13.5	11.4	11.7	3.0	1.7	3.8	1.0	0.7	0.3
South Africa	199	864.4	398.0	297.3	194.8	628.3	315.6	11.0	22.6	51.7	51.9	39.9	17.8
Tanzania	738	4.2	4.3	5.7	4.4	3.8	4.4	0.6	1.1	0.3	0.6	0.4	0.4
Togo	742	6.0	5.6	5.9	5.2	4.1	3.8	146.0	224.0	268.9	157.3	167.3	175.2
Uganda	746	4.4	7.0	3.7	5.5	3.3	2.8	1.6	1.9	2.0	1.6	1.6	1.5
Zambia	754	5.5	5.5	7.0	8.7	4.4	4.3	0.1	0.1	0.5	0.3	0.1	0.1
Zimbabwe	698	2.1	0.8	0.5	0.1	0.2	0.1	0.0	0.6	0.0	0.0	1.9	0.6
Western Hemisphere	205	25.6	41.7	32.0	36.8	21.2	23.2	530.1	582.1	701.4	552.8	577.5	603.4
Anguilla	312	0.4	0.4	1.4	0.4	0.2	0.2	0.0	0.0	0.0
Antigua and Barbuda	311	0.0	0.0	0.0	0.0	0.0	0.0	0.0	0.0	0.0	0.1
Argentina	213	0.4	2.7	0.3	0.2	4.7	0.2	98.0	105.1	143.6	107.4	117.6	113.6
Aruba	314	0.1	0.0	0.0	0.0	0.0	0.0	0.0	0.0	0.0	0.0	0.1
Bahamas, The	313	0.0	0.0	0.1	0.1	0.0	0.1	0.1
Barbados	316	0.0	0.0	0.0	0.0	0.1
Belize	339	0.0	0.0	0.1	0.0	0.0	0.0	0.0	0.0
Bermuda	319	0.9	0.0	0.0	0.0	0.0
Bolivia	218	0.0	0.1	0.1	0.0	0.0	0.3	0.4	0.5	0.4	0.5	0.4
Brazil	223	12.3	27.8	15.8	23.5	6.3	17.6	302.8	367.8	432.6	291.3	316.0	301.0
Chile	228	0.2	0.2	0.4	0.5	0.3	0.2	5.3	5.9	5.2	5.8	5.0	7.8
Colombia	233	1.7	1.7	2.5	2.0	2.3	0.9	44.5	12.6	23.3	54.5	34.2	35.7
Costa Rica	238	0.0	0.2	0.0	0.0	0.0	4.3	5.5	4.8	4.6	4.6	3.4
Dominica	321	0.0	0.0	0.0	0.0	0.0	0.1	0.1	0.0	0.1	0.1	0.1
Dominican Republic	243	0.3	0.1	0.2	0.1	0.3	0.1	1.6	2.6	2.6	3.3	3.5	3.5
Ecuador	248	0.2	0.1	0.0	0.3	0.2	0.2	1.3	1.1	1.3	1.0	1.9	4.9
El Salvador	253	0.0	0.0	0.0	0.1	0.2	0.8	1.1	0.5	0.2	0.2

Lebanon (446)

In Millions of U.S. Dollars

		Exports (FOB)						Imports (CIF)					
		2012	2013	2014	2015	2016	2017	2012	2013	2014	2015	2016	2017
Guatemala	258	0.0	0.1	0.2	0.3	0.1	3.5	5.8	7.0	3.1	2.1	6.4
Guyana	336	0.1	0.0	0.1	0.0	0.1	0.1	0.1	0.1	0.2	0.5	0.1	0.2
Haiti	263	0.1	0.0	0.0	0.0	0.0	0.0	0.1	0.1	0.1	0.0	0.0
Honduras	268	0.0	0.0	0.0	0.0	0.0	0.4	0.3	0.3	0.6	0.8	0.4
Jamaica	343	0.0	0.0	0.0	0.0	0.1	0.1	0.0	0.0	0.0	0.1	0.0
Mexico	273	0.4	0.2	0.4	0.5	0.3	0.3	41.3	39.9	53.4	48.6	50.8	76.1
Netherlands Antilles	353	0.0	0.1	0.0	0.0	0.0	0.0	0.0	0.0	0.1
Nicaragua	278	0.0	0.0	0.0	0.3	0.0	0.1	0.2	0.2	0.5
Panama	283	1.2	0.9	0.5	1.3	0.6	0.6	0.0	0.0	0.0	0.1	0.1	0.0
Paraguay	288	3.7	1.0	1.5	4.6	0.8	1.4	10.1	17.7	16.9	20.3	25.5	34.2
Peru	293	0.3	0.2	0.1	0.4	1.8	0.3	6.2	5.5	6.0	5.7	5.9	6.2
Suriname	366	0.1	0.0	0.1	0.0	0.0	0.0	0.1	0.1	0.1	0.1
Trinidad and Tobago	369	0.1	0.0	0.1	0.1	0.0	0.0	0.0	0.3	0.2	0.2	0.1	0.1
Uruguay	298	0.5	3.2	5.5	0.6	0.7	3.1	1.3	0.4	0.3	5.9	7.9
Venezuela, Rep. Bol.	299	3.5	2.3	2.6	0.8	2.3	1.0	6.4	8.9	1.4	4.0	2.2	0.4
Other Countries n.i.e	910	0.2	0.5	0.0	0.0	0.5	0.2	6.6	6.2	16.0	39.6	29.6	48.9
Cuba	928	0.2	0.0	0.0	0.0	0.0	5.1	5.7	15.3	39.0	28.8	48.2
Korea, Dem. People's Rep.	954	0.5	0.0	0.0	0.5	0.2	1.5	0.5	0.7	0.6	0.9	0.7
Countries & Areas n.s.	898	251.6	300.2	257.5	175.1	161.5	179.4	12.8	10.3	50.8	52.4	5.6	5.1
Memorandum Items													
Africa	605	1,429.8	1,033.4	858.2	680.6	992.2	669.2	669.1	582.8	641.9	519.3	677.6	646.0
Middle East	405	2,183.6	2,556.8	2,325.9	1,995.5	1,677.3	1,757.7	3,065.2	2,690.8	2,327.4	2,035.7	2,613.8	2,333.9
European Union	998	564.4	473.5	467.8	475.9	420.9	359.0	8,612.8	8,842.0	9,243.8	8,034.0	7,836.7	8,436.9
Export earnings: fuel	080	1,906.9	2,097.4	2,012.7	1,689.9	1,346.5	1,396.9	2,262.4	2,616.6	2,344.3	2,236.0	2,214.6	2,164.6
Export earnings: nonfuel	092	3,709.7	3,071.4	2,536.0	2,291.1	2,583.4	2,628.8	20,433.0	20,182.9	19,728.7	16,712.1	17,146.4	17,731.2

Lesotho (666)

In Millions of U.S. Dollars

		Exports (FOB)						Imports (CIF)					
		2012	2013	2014	2015	2016	2017	2012	2013	2014	2015	2016	2017
IFS World		679.3	1,598.9
World	001	648.8	625.5	700.8	656.7	633.8	1,029.2	2,544.1	2,263.6	2,125.6	1,900.0	1,819.3	1,823.7
Advanced Economies	110	354.8	351.5	393.8	369.0	356.1	674.0	303.5	281.4	264.2	236.2	226.1	191.4
Euro Area	163	79.4	82.6	92.5	86.7	83.7	358.8	17.3	16.4	15.4	13.8	13.2	10.6
Austria	122	0.4	0.3	0.3	0.3	0.2
Belgium	124	76.6	80.6	90.3	84.6	81.6	352.2	5.8	5.5	5.2	4.7	4.5	3.1
France	132	0.0	0.1	0.1	0.1	0.1	0.1	0.7
Germany	134	0.8	5.9	3.4	3.2	3.0	2.7	2.6	2.3
Ireland	178	0.0	0.6	0.6	0.5	0.5	0.5	0.6
Italy	136	0.0	1.2	1.1	1.0	0.9	0.9	0.9
Netherlands	138	2.0	2.0	2.2	2.1	2.0	0.6	5.1	4.6	4.3	3.9	3.7	1.9
Spain	184	0.0	0.0	1.0	0.9	0.9	0.8	0.7	0.9
Australia	193	0.3	0.1	0.1	0.1	0.1	0.7	0.2	0.0
Canada	156	2.8	2.5	2.8	2.6	2.5	5.4	0.1	0.1	0.1	0.1	0.1	0.3
China,P.R.: Hong Kong	532	0.4	0.3	0.4	0.3	0.3	0.4	33.2	31.0	29.1	26.0	24.9	13.6
Czech Republic	935	0.1	0.0
Denmark	128	0.0	3.3	3.2	3.0	2.7	2.6	1.7
Israel	436	0.0	29.5	28.3	26.6	23.7	22.7	2.3
Japan	158	1.4	1.4	1.5	1.4	1.4	0.4	53.1	50.7	47.6	42.5	40.7	37.8
Korea, Republic of	542	0.1	2.6	2.5	2.3	2.1	2.0	0.5
New Zealand	196	0.9	0.0	0.0
Norway	142	0.0	0.1
Singapore	576	0.0	0.0	0.9	0.8	0.7	0.7	0.6	1.2
Sweden	144	0.0	0.1	0.0	0.0	0.0	0.0	0.0
Switzerland	146	0.3	0.7
Taiwan Prov.of China	528	0.0	0.0	0.0	0.0	0.0	0.7	108.3	96.4	90.6	80.9	77.5	109.4
United Kingdom	112	1.4	1.4	1.5	1.4	1.4	0.6	1.9	1.7	1.6	1.4	1.3	4.8
United States	111	269.2	263.2	294.9	276.4	266.7	306.0	52.8	50.3	47.2	42.2	40.4	8.3
Emerg. & Dev. Economies	200	294.0	274.0	307.0	287.7	277.6	355.3	2,240.5	1,982.2	1,861.4	1,663.8	1,593.1	1,632.3
Emerg. & Dev. Asia	505	0.4	0.2	0.3	0.2	0.2	0.9	290.9	203.2	190.9	170.6	163.4	371.1
Bangladesh	513	0.2	0.2	0.3	0.2	0.2	0.2	0.2	0.2	0.2	0.2	0.1
Cambodia	522	0.0	0.0	0.0	0.0	0.0	0.2
China,P.R.: Mainland	924	0.0	0.0	0.0	0.0	0.0	0.0	107.9	100.4	94.3	84.3	80.7	304.6
India	534	0.0	0.1	93.6	89.3	83.9	75.0	71.8	52.5
Indonesia	536	0.1	0.1	0.1
Malaysia	548	0.0	0.4	0.5	0.4	0.4	0.4	0.4	1.1
Sri Lanka	524	0.1	0.0	0.0
Thailand	578	2.1	1.9	1.8	1.6	1.5	1.9
Vietnam	582	0.1	0.1	11.7	11.0	10.3	9.2	8.8	10.7
Asia n.s.	598	75.0
Europe	170	0.1	0.2	1.2	1.0	1.0	0.9	0.8	1.3
Emerg. & Dev. Europe	903	0.1	0.0	1.1	1.0	1.0	0.9	0.8	1.3
Poland	964	0.1	0.0	0.0	0.0	0.0	0.0	0.0	0.0
Turkey	186	0.0	0.0	1.1	1.0	1.0	0.9	0.8	1.3
CIS	901	0.1	0.1	0.0
Kazakhstan	916	0.1	0.0
Russian Federation	922	0.1
Mid East, N Africa, Pak	440	12.2	0.0	0.0	0.0	0.0	0.2	14.4	13.4	12.6	11.2	10.8	4.3
Libya	672	0.1
Morocco	686	0.3
Pakistan	564	0.1	13.2	12.4	11.7	10.4	10.0	3.2
Saudi Arabia	456	0.2	0.0	0.0
Sudan	732	0.5
Tunisia	744	0.1	0.0	0.0	0.0	0.0	0.0	0.0
United Arab Emirates	466	11.1	0.2	1.0	0.9	0.9	0.8	0.8	1.1
Sub-Saharan Africa	603	280.9	273.7	306.7	287.4	277.3	353.4	1,920.1	1,741.9	1,635.7	1,462.1	1,400.0	1,251.4
Botswana	616	2.2	2.3	2.5	2.4	2.3	1.7	0.7	0.6	0.6	0.5	0.5	0.5
Côte d'Ivoire	662	0.1	0.3
Eswatini, Kingdom of	734	10.6	11.0	12.4	11.6	11.2	11.4	0.2	0.1	0.1	0.1	0.1	0.8
Ethiopia	644	0.1	0.0	0.0

Lesotho (666)

In Millions of U.S. Dollars

		Exports (FOB)						Imports (CIF)					
		2012	2013	2014	2015	2016	2017	2012	2013	2014	2015	2016	2017
Kenya	664	0.1	0.1	0.1	0.1	0.1	0.0	0.0	0.0	0.0	0.0	0.0	4.6
Madagascar	674	0.0	0.0	0.0	0.0	0.4	0.0
Malawi	676	0.0	0.0	0.4
Mauritius	684	0.3	0.2	0.2	0.2	0.2	1.6	0.2	0.1	0.1	0.1	0.1	0.4
Mozambique	688	0.0	2.0	0.3
Namibia	728	0.0	0.0	0.0	0.0	0.0	0.5	0.2	0.2	0.2	0.2	0.1	0.4
Senegal	722	1.4
South Africa	199	266.6	260.2	291.5	273.2	263.6	335.8	1,896.7	1,721.7	1,616.7	1,445.1	1,383.7	1,218.6
Tanzania	738	0.8	0.2	0.0
Uganda	746	0.1	0.0	0.0	0.0
Zambia	754	0.0	0.3	16.9	16.1	15.1	13.5	12.9	14.3
Zimbabwe	698	0.0	0.0	0.0	0.0	0.0	1.1	3.3	3.1	2.9	2.6	2.5	9.4
Western Hemisphere	205	0.4	0.1	0.1	0.1	0.1	0.6	14.0	22.7	21.3	19.0	18.2	4.2
Argentina	213	0.0	13.7	13.2	12.4	11.0	10.6	1.2
Brazil	223	0.0	0.1	9.5	8.9	8.0	7.6	2.7
Chile	228	0.2	0.1	0.2
Mexico	273	0.1	0.1	0.1	0.1	0.1	0.3	0.0	0.3
Other Countries n.i.e	910	0.1
Korea, Dem. People's Rep.	954	0.1
Memorandum Items													
Africa	605	281.8	273.7	306.7	287.4	277.3	353.4	1,920.1	1,741.9	1,635.7	1,462.1	1,400.0	1,251.4
Middle East	405	11.3	0.0	0.0	0.0	0.0	0.2	1.2	0.9	0.9	0.8	0.8	1.1
European Union	998	80.9	83.9	94.1	88.1	85.1	359.5	22.5	21.3	20.0	17.9	17.1	17.2
Export earnings: fuel	080	11.3	0.0	0.0	0.0	0.0	0.3	1.2	1.0	0.9	0.8	0.8	1.1
Export earnings: nonfuel	092	637.5	625.5	700.8	656.7	633.7	1,029.0	2,542.8	2,262.6	2,124.7	1,899.2	1,818.5	1,822.6

Liberia (668)

In Millions of U.S. Dollars

		Exports (FOB)						Imports (CIF)					
		2012	2013	2014	2015	2016	2017	2012	2013	2014	2015	2016	2017
IFS World	
World	001	1,195.4	1,338.1	1,387.0	1,211.8	1,050.3	1,258.2	15,635.6	14,315.6	12,456.5	9,073.7	10,594.4	9,113.5
Advanced Economies	110	424.1	428.3	715.6	466.3	484.5	873.9	10,749.7	10,427.5	9,580.6	6,068.8	8,091.5	5,945.6
Euro Area	163	211.5	254.6	542.1	347.1	281.5	564.1	407.0	307.3	766.0	733.1	646.7	528.9
Austria	122	e 0.0	e 0.2	e 0.0	e 0.0	e 0.6	e 0.0	e 2.4	e 2.2	e 2.0	e 4.3	e 4.0	e 2.5
Belgium	124	e 8.8	e 10.3	e 13.9	e 12.4	e 14.1	e 14.3	e 20.2	e 20.8	e 62.7	e 41.1	e 25.5	e 29.0
Cyprus	423	e 236.2	e 190.4	e 32.5	e 16.0	e 0.1	e 0.2	e 29.1	e 113.0	e 182.9	e 34.4
Estonia	939	e 0.2	e 0.2	e 0.4	e 0.5	e 0.1	e 0.2
Finland	172	e 1.7	e 1.2	e 0.7	e 0.2	e 0.0	e 0.1	e 0.8	e 2.9	e 15.8	e 5.9	e 1.0	e 3.7
France	132	e 35.9	e 72.9	e 66.2	e 36.4	e 22.9	e 17.8	e 32.7	e 30.2	e 28.3	e 23.2	e 25.6	e 10.3
Germany	134	e 12.2	e 46.3	e 75.2	e 12.7	e 62.6	e 458.7	e 98.2	e 121.1	e 468.0	e 352.1	e 227.0	e 179.5
Greece	174	e 24.0	e 0.5	e 80.6	e 39.0	e 20.6	e 10.0	e 3.0	e 1.5	e 3.5	e 93.4	e 90.1	e 141.3
Ireland	178	e 0.3	e 0.2	e 0.0	e 0.0	e 0.0	e 0.0	e 2.9	e 3.2	e 3.2	e 4.8	e 4.4	e 4.3
Italy	136	e 8.0	e 7.7	e 4.0	e 3.1	e 27.1	e 2.1	e 38.0	e 17.4	e 28.2	e 20.1	e 19.9	e 41.6
Latvia	941	e 0.0	e 0.6	e 1.1	e 1.0	e 0.7	e 0.3	e 0.2
Lithuania	946	e 0.0	e 0.0	e 0.0	e 1.9	e 1.3	e 0.4	e 0.3	e 0.4	e 0.4
Luxembourg	137	e 0.0	e 0.3	e 0.7	e 1.8	e 0.2	e 0.8	e 0.5
Malta	181	e 0.0	e 0.6	e 0.8	e 0.6	e 0.8	e 1.3	e 1.1
Netherlands	138	e 18.0	e 21.2	e 20.4	e 32.9	e 93.3	e 35.8	e 177.9	e 46.8	e 56.2	e 49.1	e 34.0	e 49.6
Portugal	182	e 1.3	e 0.3	e 0.8	e 0.1	e 0.1	e 0.1	e 1.4	e 1.5	e 1.5	e 3.5	e 3.0	e 2.0
Slovak Republic	936	e 0.0	e 0.0	e 0.1	e 0.1	e 1.2	e 0.9	e 8.6
Slovenia	961	e 2.2	e 0.2	e 0.0	e 0.1	e 0.0	e 0.3	e 0.1	e 0.1	e 0.4	e 1.3
Spain	184	e 99.1	e 93.9	e 44.0	e 19.9	e 7.6	e 9.2	e 25.7	e 55.0	e 63.1	e 18.9	e 25.1	e 18.5
Australia	193	e 0.2	e 0.1	e 0.3	e 0.0	e 0.0	e 0.4	e 2.9	e 4.2	e 13.9	e 1.9	e 0.7	e 1.1
Canada	156	e 34.3	e 33.1	e 32.0	e 31.7	e 30.1	e 27.6	e 14.9	e 11.8	e 13.1	e 8.9	e 10.7	e 3.5
China,P.R.: Hong Kong	532	e 0.2	e 0.2	e 0.1	e 0.1	e 0.5	e 1.0	e 2.8	e 5.8	e 11.7	e 6.0	e 6.0	e 2.9
Czech Republic	935	e 5.2	e 27.9	e 32.1	e 10.0	e 4.7	e 10.0	e 0.0	e 0.8	e 0.6	e 3.1	e 1.7	e 0.6
Denmark	128	e 1.7	e 0.1	e 0.7	e 0.3	e 0.1	e 0.2	e 7.5	e 9.7	e 9.0	e 89.8	e 5.1	e 7.2
Iceland	176	e 0.0	e 0.0	e 0.0	e 0.1	e 0.1	e 0.2	e 0.4	e 0.1	e 0.1
Israel	436	e 23.9	e 0.7	e 1.5	e 1.3	e 1.4	e 3.7	e 2.5	e 2.4
Japan	158	e 0.0	e 0.7	e 0.5	e 0.0	e 0.2	e 0.7	e 2,436.2	e 1,907.6	e 1,128.8	e 926.8	e 1,155.9	e 856.5
Korea, Republic of	542	e 1.1	e 6.1	e 8.4	e 14.1	e 0.8	e 1.6	e 4,031.9	e 3,723.7	e 3,154.8	e 1,377.3	e 4,083.5	e 1,596.8
New Zealand	196	e 0.0	e 0.0	e 0.0	e 0.0	e 0.0	e 0.0	e 0.5	e 0.1	e 0.5	e 1.0	e 1.3	e 0.5
Norway	142	e 4.1	e 0.0	e 17.7	e 0.1	e 0.0	e 0.0	e 5.3	e 25.5	e 23.6	e 109.1	e 24.5	e 19.9
Singapore	576	e 0.4	e 0.8	e 0.7	e 0.0	e 0.6	e 0.6	e 3,512.8	e 4,093.2	e 4,185.2	e 2,588.4	e 1,913.9	e 2,720.8
Sweden	144	e 0.1	e 0.0	e 0.0	e 0.2	e 0.0	e 1.1	e 7.2	e 11.1	e 10.9	e 5.8	e 12.2	e 18.8
Switzerland	146	e 0.7	e 7.7	e 1.0	e 18.7	e 100.3	e 179.5	e 30.3	e 51.0	e 38.2	e 48.8	e 19.4	e 12.0
Taiwan Prov.of China	528	e 0.1	e 0.4	e 0.0	e 0.0	e 1.3	e 63.7	e 1.8	e 1.7	e 0.8	e 1.0
United Kingdom	112	e 4.8	e 4.8	e 1.3	e 1.5	e 5.3	e 1.0	e 32.1	e 27.3	e 25.3	e 18.9	e 19.2	e 19.9
United States	111	e 135.9	e 91.1	e 78.7	e 42.4	e 60.5	e 86.1	e 255.6	e 183.6	e 195.5	e 144.0	e 187.1	e 152.8
Emerg. & Dev. Economies	200	771.3	909.7	671.4	745.6	565.8	384.3	4,885.9	3,888.0	2,875.9	3,005.0	2,503.0	3,167.8
Emerg. & Dev. Asia	505	313.4	216.8	372.8	278.4	86.4	145.3	3,917.4	2,800.4	2,306.1	2,385.0	2,014.8	2,627.9
Bangladesh	513	e 3.7	e 28.5	e 1.1	e 9.5	e 14.5
China,P.R.: Mainland	924	e 216.4	e 156.1	e 291.1	e 174.1	e 45.6	e 27.2	e 3,689.3	e 2,475.7	e 1,812.0	e 1,438.1	e 1,690.0	e 2,228.5
India	534	e 9.7	e 34.0	e 7.3	e 78.8	e 5.6	e 35.0	e 121.0	e 190.3	e 277.2	e 169.9	e 134.4	e 268.5
Indonesia	536	e 6.2	e 6.0	e 0.1	e 14.2	e 4.2	e 50.4	e 34.9	e 22.3	e 24.6	e 24.7	e 20.5	e 30.6
Malaysia	548	e 36.5	e 16.4	e 13.3	e 3.7	e 13.7	e 11.6	e 54.3	e 27.7	e 36.9	e 39.1	e 38.2	e 41.9
Maldives	556	e 0.0	e 0.0	e 0.4	e 0.5
Myanmar	518	e 0.0	e 0.0	e 0.2	e 0.6	e 0.0	e 0.0	e 0.0	e 0.0	e 0.3	e 0.1	e 0.0
Nepal	558	e 0.0	e 0.0	e 0.0	e 5.2	e 0.5	e 0.0	e 0.0	e 0.1	e 0.0	e 0.0
Philippines	566	e 4.2	e 0.1	e 0.1	e 0.0	e 0.0	e 1.2	e 72.6	e 143.1	e 598.6	e 86.8	e 0.0
Sri Lanka	524	e 0.0	e 0.0	e 0.0	e 0.1	e 0.0	e 0.4	e 0.6	e 3.7	e 0.7	e 0.5	e 0.8
Thailand	578	e 40.3	e 0.3	e 32.2	e 0.1	e 0.8	e 3.9	e 13.4	e 9.2	e 6.7	e 7.7	e 3.5	e 4.7
Timor-Leste	537	e 3.0	e 1.9	e 1.9	e 1.6	e 2.4	e 1.4
Vietnam	582	e 5.7	e 1.3	e 1.6	e 104.4	e 38.4	e 51.5
Europe	170	143.5	394.5	142.0	278.6	221.1	49.2	505.1	567.9	180.0	380.5	296.9	313.6
Emerg. & Dev. Europe	903	132.2	388.1	138.9	277.5	200.6	43.4	449.4	560.5	175.9	370.9	292.5	305.5
Albania	914	e 0.0	e 0.0	e 0.0	e 0.1	e 0.0
Bosnia and Herzegovina	963	e 2.9	e 0.0	e 0.2	e 0.1	e 1.0	e 0.1	e 0.1
Bulgaria	918	e 0.0	e 0.0	e 0.0	e 0.0	e 0.3	e 0.0	e 5.0	e 3.7	e 2.4	e 2.2	e 2.1	e 0.9

Liberia (668)

In Millions of U.S. Dollars

		Exports (FOB)						Imports (CIF)					
		2012	2013	2014	2015	2016	2017	2012	2013	2014	2015	2016	2017
Croatia	960	e 0.1	e 0.0	e 0.0	e 0.0	e 65.4	e 31.3	e 1.0	e 0.5	e 30.1	e 0.9
Hungary	944	e 0.0	e 0.0	e 0.0	e 0.6	e 1.2	e 0.7	e 0.7	e 0.8	e 1.4	e 0.9	e 1.5
Poland	964	e 108.6	e 376.1	e 120.8	e 275.1	e 190.7	e 33.9	e 119.0	e 355.5	e 60.3	e 280.2	e 190.3	e 37.1
Romania	968	e 0.1	e 0.3	e 0.2	e 148.4	e 51.8	e 1.1	e 0.8	e 0.4	e 139.0
Serbia, Republic of	942	e 0.6	e 0.8	e 0.9	e 0.6	e 0.5	e 0.0	e 1.1	e 0.1	e 0.1	e 0.3
Turkey	186	e 22.8	e 10.7	e 14.0	e 1.8	e 8.5	e 8.2	e 110.6	e 116.4	e 110.2	e 84.7	e 68.5	e 125.7
CIS	901	11.3	6.4	3.1	1.1	20.5	5.9	55.7	7.4	4.1	9.6	4.4	8.1
Armenia	911	e 0.1	e 0.0
Belarus	913	e 4.4	e 0.3	e 0.1	e 17.2	e 1.2	e 0.0	e 0.2	e 0.1	e 0.5	e 0.1	e 0.2
Russian Federation	922	e 2.8	e 4.9	e 2.1	e 0.5	e 0.2	e 4.7	e 0.8	e 1.2	e 1.2	e 3.7	e 1.2	e 0.5
Ukraine	926	e 4.1	e 1.3	e 0.8	e 0.5	e 3.1	e 54.9	e 6.0	e 2.7	e 5.4	e 3.2	e 7.3
Mid East, N Africa, Pak	440	238.5	182.2	107.2	119.1	133.1	123.3	146.1	101.6	63.0	58.1	42.4	39.5
Algeria	612	e 58.3	e 25.2	e 0.0	e 0.0	e 13.0	e 2.7	e 3.0	e 0.6	e 0.4	e 0.2	e 0.3
Bahrain, Kingdom of	419	e 0.0	e 0.0	e 0.0	e 0.0	e 0.0	e 0.5	e 1.1	e 0.6	e 0.5	e 0.5	e 0.6
Egypt	469	e 23.4	e 5.4	e 2.2	e 36.3	e 3.0	e 4.4
Jordan	439	e 0.0	e 0.0	e 0.0	e 1.1	e 0.8	e 1.1	e 1.2	e 0.6	e 0.5
Lebanon	446	e 1.8	e 0.0	e 0.0	e 0.1	e 0.0	e 0.1	e 26.4	e 21.0	e 22.5	e 24.5	e 20.9	e 20.1
Mauritania	682	e 0.6	e 0.7	e 0.1	e 0.0	e 0.2	e 3.2	e 2.5	e 1.2	e 0.9	e 0.9	e 0.6
Morocco	686	e 0.0	e 0.0	e 0.1	e 0.3	e 3.3	e 5.2	e 6.5	e 7.3	e 5.2	e 3.6
Oman	449	e 0.0	e 2.2	e 1.9	e 1.3	e 1.9	e 0.9	e 1.1
Pakistan	564	e 2.8	e 0.0	e 0.1	e 9.9	e 0.3	e 0.1	e 6.6	e 2.8	e 1.7	e 1.7	e 0.4	e 0.7
Qatar	453	e 0.0	e 28.5	e 32.7	e 0.4	e 0.2	e 0.1	e 0.5	e 0.9
Saudi Arabia	456	e 0.4	e 0.1	e 0.0	e 26.2	e 25.4	e 23.3	e 13.6	e 11.4	e 9.5
Syrian Arab Republic	463	e 0.0	e 0.0	e 0.0	e 0.0	e 0.0	e 0.0	e 0.1	e 0.1	e 0.1	e 0.0	e 0.0	e 0.0
Tunisia	744	e 0.0	e 0.0	e 7.1	e 1.2	e 0.9	e 1.4	e 0.9	e 1.7
United Arab Emirates	466	e 151.2	e 122.3	e 107.0	e 103.4	e 113.9	e 116.4
Yemen, Republic of	474	e 0.0	e 0.0	e 5.5	e 5.9	e 6.1	e 31.7	e 0.0
Sub-Saharan Africa	603	70.8	109.1	44.1	60.4	117.0	56.3	164.7	164.8	205.4	115.3	94.5	128.3
Angola	614	e 0.2	e 0.3	e 0.3	e 1.1	e 0.7	e 0.5
Benin	638	e 0.0	e 3.4	e 0.0	e 0.0	e 0.0	e 0.0	e 0.4	e 0.4	e 2.2	e 0.4	e 0.1	e 0.1
Botswana	616	e 0.0	e 0.0	e 0.0	e 0.4
Burkina Faso	748	e 0.0	e 0.0	e 0.0	e 2.7	e 0.0	e 6.9	e 0.5	e 0.0	e 0.0
Cameroon	622	e 0.3	e 0.0	e 9.4	e 9.2	e 7.3	e 8.2	e 5.2	e 0.1
Congo, Republic of	634	e 43.1	e 43.1	e 0.0	e 0.2	e 0.1	e 0.1	e 0.0	e 48.0	e 0.0	e 0.0	e 0.0
Côte d'Ivoire	662	e 10.2	e 1.9	e 0.4	e 0.0	e 0.0	e 0.0	e 97.3	e 55.6	e 99.0	e 36.7	e 31.1	e 36.3
Estonia	939	e 0.2	e 0.2	e 0.4	e 0.5	e 0.1	e 0.2
Gabon	646	e 0.2	e 0.3	e 0.2	e 0.2	e 0.1	e 0.2
Gambia, The	648	e 0.0	e 0.0	e 0.0	e 0.0	e 0.0	e 0.0	e 0.1	e 0.0	e 0.0	e 0.0	e 0.0	e 0.0
Ghana	652	e 9.0	e 28.7	e 33.5	e 42.1	e 42.9	e 7.7	e 12.8	e 9.2	e 9.1	e 11.3	e 8.5	e 8.0
Guinea	656	e 0.1	e 0.1	e 0.1	e 8.9	e 8.8	e 10.4	e 5.8	e 7.5	e 2.9	e 2.8	e 3.9	e 7.5
Guinea-Bissau	654	e 0.1	e 0.1	e 0.1	e 0.1	e 0.1	e 0.1
Kenya	664	e 2.0	e 0.1	e 0.0	e 0.0	e 0.1	e 0.0	e 0.3	e 0.2	e 0.1	e 0.0	e 0.2	e 0.2
Madagascar	674	e 0.3	e 0.0	e 0.0	e 0.0
Mali	678	e 0.4	e 0.4	e 0.4	e 0.5	e 0.5	e 0.0	e 0.6	e 0.5	e 0.6	e 0.6	e 0.5
Mauritius	684	e 0.2	e 0.1	e 1.0	e 0.3	e 0.3	e 0.2	e 0.0	e 0.0	e 0.1	e 1.1
Mozambique	688	e 0.1	e 0.3	e 0.0	e 0.0	e 14.5	e 0.0	e 0.0	e 0.5
Namibia	728	e 0.0	e 0.0	e 0.0	e 0.0	e 6.0	e 0.0	e 0.9	e 1.1	e 0.4	e 0.5	e 0.1
Nigeria	694	e 2.1	e 2.6	e 2.7	e 2.0	e 2.0	e 1.8
Rwanda	714	e 0.3	e 0.2	e 0.0	e 0.0	e 0.1	e 0.0	e 0.0	e 0.0	e 0.0	e 0.0
Senegal	722	e 0.0	e 0.0	e 0.1	e 2.0	e 11.4	e 14.4	e 9.4	e 7.2	e 7.6	e 6.5
Sierra Leone	724	e 0.2	e 0.7	e 0.8	e 1.9	e 3.6	e 3.0	e 0.5	e 0.8	e 2.1
South Africa	199	e 2.2	e 1.1	e 0.1	e 0.3	e 51.4	e 0.1	e 21.2	e 16.7	e 62.1	e 48.2	e 38.9	e 63.6
Tanzania	738	e 0.6	e 26.1	e 0.2	e 3.5	e 6.4	e 3.7	e 0.0	e 0.0	e 0.1	e 0.1	e 0.0	e 0.0
Togo	742	e 0.3	e 0.0	e 0.0	e 0.3	e 0.0	e 1.2	e 0.1	e 0.5	e 0.8	e 0.9	e 2.6
Uganda	746	e 0.1	e 0.2	e 5.2	e 1.0	e 0.5	e 0.4
Zambia	754	e 0.0	e 0.1	e 0.0	e 0.0	e 0.0	e 0.0	e 0.0	e 0.0
Western Hemisphere	205	5.1	7.1	5.4	9.1	8.2	10.3	152.5	253.3	121.4	65.9	54.4	58.5
Argentina	213	e 0.0	e 0.0	e 4.2	e 3.6	e 1.8	e 1.2	e 1.5	e 1.3
Aruba	314	e 0.1	e 0.0
Bahamas, The	313	e 0.0	e 0.4	e 0.0	e 0.0

Liberia (668)

In Millions of U.S. Dollars

		Exports (FOB)						Imports (CIF)					
		2012	2013	2014	2015	2016	2017	2012	2013	2014	2015	2016	2017
Brazil	223	e 3.4	e 4.0	e 2.2	e 2.7	e 0.1	e 2.4	e 33.3	e 29.1	e 26.1	e 28.0	e 27.7	e 27.4
Chile	228	e 0.2	e 0.0	e 0.0	e 0.0	e 2.7	e 2.3	e 1.9	e 1.0	e 1.1	e 0.7
Colombia	233	e 0.1	e 0.2	e 0.1	e 5.8	e 5.8	e 0.0	e 1.9	e 13.3	e 0.6	e 1.8	e 0.8	e 0.8
Dominican Republic	243	e 0.6	e 0.7	e 0.1	e 0.0	e 0.0	e 0.1	e 0.1	e 0.1	e 0.2	e 0.1	e 0.1
Ecuador	248	e 0.1	e 1.3	e 0.1	e 0.0	e 0.1	e 0.1	e 0.0	e 0.0
Guatemala	258	e 0.0	e 0.1
Guyana	336	e 0.1	e 3.7	e 0.0	e 0.0	e 0.0	e 0.2
Jamaica	343	e 0.0	e 0.1	e 0.1	e 0.1	e 0.0
Mexico	273	e 0.8	e 0.4	e 2.5	e 0.4	e 2.2	e 4.0	e 0.8	e 0.2	e 0.1	e 0.6	e 1.2	e 1.3
Paraguay	288	e 0.8	e 0.4	e 0.2	e 0.4
Peru	293	e 0.0	e 2.0	e 2.1	e 1.8	e 2.5	e 1.4	e 1.7
Suriname	366	e 0.0	e 0.0	e 0.0	e 0.0	e 0.1
Trinidad and Tobago	369	e 0.0	e 0.0	e 0.0	e 104.8	e 201.3	e 88.3	e 29.1	e 20.2	e 24.4
Uruguay	298	e 0.0	e 2.0	e 1.0	e 0.1	e 1.1	e 0.5	e 0.7
Memorandum Items													
Africa	605	129.7	135.0	44.1	60.5	130.1	56.8	181.0	176.7	214.6	125.3	101.7	134.5
Middle East	405	176.8	156.3	107.1	109.1	119.8	122.6	123.2	87.0	52.1	46.4	34.9	32.7
European Union	998	332.0	663.8	697.3	634.3	483.2	611.6	792.4	799.0	877.4	1,135.9	908.8	754.9
Export earnings: fuel	080	258.3	228.3	112.5	118.6	141.7	129.7	206.8	297.8	118.4	53.0	38.1	39.4
Export earnings: nonfuel	092	937.1	1,109.7	1,274.5	1,093.2	908.6	1,128.5	15,428.8	14,017.7	12,338.1	9,020.7	10,556.3	9,074.0

Libya (672)

In Millions of U.S. Dollars

		Exports (FOB)						Imports (CIF)					
		2012	2013	2014	2015	2016	2017	2012	2013	2014	2015	2016	2017
IFS World		60,945.8	45,956.7	19,263.6	10,857.8	6,762.3	25,556.3	34,004.2	30,361.2	16,423.6	8,664.6
World	001	41,027.9	28,615.2	14,258.0	8,133.7	5,778.3	13,136.4	14,423.5	17,728.0	12,538.0	8,229.7	6,575.6	5,835.7
Advanced Economies	110	33,020.8	24,012.4	12,348.8	6,292.6	4,167.5	9,851.8	5,811.1	7,156.1	4,860.0	2,844.0	2,515.5	1,998.5
Euro Area	163	28,702.2	20,205.2	11,313.4	5,769.3	3,426.8	7,725.8	3,065.1	3,635.7	2,370.8	1,604.6	1,125.0	1,199.6
Austria	122	34.6	26.2	33.8	16.8	14.9	18.0	75.2	100.9	70.2	41.3	26.0	15.4
Belgium	124	40.5	35.6	9.9	15.8	5.9	18.0	114.4	109.5	85.3	48.5	47.5	43.8
Cyprus	423	0.0	0.0	0.0	0.0	12.0	5.9
Estonia	939	e 0.8	e 0.1	e 0.2	e 0.2	e 1.4	e 0.0
Finland	172	0.0	10.7	13.0	7.9	2.1	0.3	2.4
France	132	4,951.7	3,866.8	2,250.7	864.5	509.7	1,449.6	364.8	516.2	162.0	356.5	87.0	82.3
Germany	134	2,390.4	2,257.5	868.0	525.2	242.6	1,133.9	596.6	718.9	396.8	207.2	172.5	168.7
Greece	174	1,385.3	903.6	507.1	162.8	81.5	315.3	145.4	160.7	50.5	29.3	65.9	54.5
Ireland	178	160.2	157.9	346.9	0.0	0.7	0.0	33.0	63.9	53.7	47.5	55.5	12.6
Italy	136	14,205.7	8,841.1	4,849.7	3,037.2	1,584.6	2,511.6	1,145.8	1,312.0	983.3	538.0	384.0	395.9
Latvia	941	e 0.0	3.0	0.0	1.7	0.9	0.3	1.1
Lithuania	946	e 0.0	e 0.0	e 0.0	e 0.0	e 0.0	22.2	2.5	12.8	8.9	3.2	18.8
Luxembourg	137	e 0.0	e 0.1	1.0	1.3	2.3	0.4	0.8	0.3
Malta	181	28.8	28.4	6.6	18.5	14.9	16.9	42.2	42.9	35.9	27.5	23.5	31.3
Netherlands	138	2,183.0	2,255.4	1,689.9	678.0	329.3	588.3	231.5	260.4	131.8	85.5	72.0	88.1
Portugal	182	375.3	103.0	1.3	7.2	1.1	0.3	10.7	23.1	10.9	7.0	12.6	6.1
Slovak Republic	936	2.9	3.3	4.8	1.1	0.3	0.4
Slovenia	961	0.0	12.1	4.7	6.6	7.3	17.7	3.2	4.0	2.1	1.0	0.6	0.3
Spain	184	2,946.5	1,717.6	744.6	436.6	622.3	1,650.2	261.9	302.7	358.7	201.6	171.6	277.5
Australia	193	e 1,155.8	e 777.0	e 0.1	e 0.0	e 0.0	e 98.1	48.2	15.6	28.0	5.3	2.0	1.5
Canada	156	239.8	314.8	243.1	244.6	239.9	240.5	100.7	75.8	48.8	15.7	8.8	10.8
Czech Republic	935	e 0.0	e 37.6	e 54.4	e 0.7	e 0.4	e 13.9	6.6	6.9	6.5	1.2	1.4	1.9
Denmark	128	167.3	142.0	7.5	7.5	7.5	56.4	42.9	33.1	36.2	24.8	18.5	15.3
Japan	158	0.6	1.0	0.1	0.0	0.0	0.0	213.9	615.5	330.7	110.3	37.6	25.8
Korea, Republic of	542	226.8	144.7	224.2	54.7	89.5	177.8	1,246.3	1,254.3	1,062.3	649.9	860.2	336.6
New Zealand	196	e 0.0	e 0.0	e 0.0	20.5	24.8	25.7	14.1	18.5	13.4
Norway	142	e 0.0	e 46.4	e 46.0	e 19.6	e 27.4	e 13.3	36.6	23.6	21.2	19.5	18.6	18.6
Singapore	576	157.3	76.8	48.6	65.8	84.7	238.5	4.0	4.6	4.3	3.6	1.9	2.4
Sweden	144	0.6	15.3	0.0	0.0	0.4	30.9	46.7	69.2	72.6	15.5	26.6	28.1
Switzerland	146	56.9	97.5	67.8	28.6	45.7	31.5
Taiwan Prov. of China	528	e 77.5	e 122.7	e 30.6	e 0.8	e 10.6	e 0.4	e 59.8	e 60.5	e 40.0	e 18.7	e 13.5	e 9.0
United Kingdom	112	1,117.3	924.1	275.0	56.6	175.4	610.7	218.5	275.7	169.0	99.0	136.9	161.6
United States	111	1,175.5	1,204.7	105.8	73.0	105.1	645.3	644.5	963.2	576.3	233.0	200.4	142.6
Emerg. & Dev. Economies	200	8,007.0	4,602.8	1,909.2	1,841.1	1,610.7	3,284.6	8,612.4	10,572.0	7,677.9	5,385.8	4,060.2	3,837.2
Emerg. & Dev. Asia	505	6,596.8	2,773.3	709.6	783.5	351.5	1,283.4	2,486.3	2,907.6	2,110.6	1,712.8	1,253.5	1,055.5
Bangladesh	513	1.5	1.5	1.5	1.5	1.5	1.5
Cambodia	522	e 2.2	e 0.1	e 0.1	e 2.2	e 1.7	e 1.9
China, P.R.: Mainland	924	4,941.2	1,605.6	601.1	766.9	281.8	1,102.5	1,861.2	2,163.8	1,641.9	1,437.0	936.2	778.8
India	534	865.5	656.2	49.5	6.3	3.8	18.3	178.1	276.9	182.7	113.4	116.0	109.5
Indonesia	536	511.3	375.7	58.3	0.1	43.2	104.0	27.2	23.3	12.9	9.7	6.7	4.9
Malaysia	548	269.1	99.1	0.1	9.9	1.2	58.9	50.2	32.1	26.4	43.9	13.5
Nepal	558	e 0.0	e 0.0	e 0.1	e 0.0
Philippines	566	e 0.0	e 0.0	e 0.0	e 0.0	e 0.0	0.8	0.7	0.3	0.8	0.2	0.0
Sri Lanka	524	e 0.0	e 0.1	e 0.4	e 0.2	e 0.0	e 0.0	36.7	17.2	25.8	18.5	25.9	29.4
Thailand	578	9.8	36.6	0.2	0.0	21.4	58.6	295.1	346.2	194.5	90.7	111.4	106.6
Timor-Leste	537	e 1.6	e 1.1	e 1.1	e 0.9	e 1.3	e 0.7
Vietnam	582	0.0	0.0	0.0	0.0	0.0	0.0	3.0	3.5	2.3	1.5	1.2	1.2
Asia n.s.	598	20.0	23.0	15.4	10.0	7.6	7.6
Europe	170	520.7	621.3	625.4	533.4	474.5	614.1	4,402.0	5,585.6	4,072.1	2,772.6	2,046.4	2,033.7
Emerg. & Dev. Europe	903	499.9	603.0	606.2	515.6	457.2	596.5	1,953.2	2,567.8	1,942.0	1,305.9	917.4	857.0
Albania	914	e 84.3	e 18.2	e 18.9	e 10.3	e 12.1	4.6	4.6	4.6	4.6	9.6	8.4
Bosnia and Herzegovina	963	e 0.0	e 0.1	e 0.0	e 0.0	e 0.5	e 0.3	19.0	19.6	18.7	18.0	18.2	17.8
Bulgaria	918	0.0	6.5	90.7	91.4	4.1	7.5	25.5	95.7	107.0	51.0	51.9	39.5
Croatia	960	247.1	316.7	312.7	273.8	330.4	376.0	10.4	13.8	10.3	7.2	3.9	3.1
Hungary	944	e 0.0	e 0.0	e 0.0	e 0.4	e 0.1	e 28.7	8.5	9.9	5.9	3.8	2.8	4.7
Kosovo	967	e 0.2	e 0.8	e 0.2

Libya (672)

In Millions of U.S. Dollars

		Exports (FOB)						Imports (CIF)					
		2012	2013	2014	2015	2016	2017	2012	2013	2014	2015	2016	2017
Macedonia, FYR	962	e 0.0	e 0.4	e 0.0	e 0.8	e 0.5	e 0.4	e 0.4	e 0.4	e 0.8
Montenegro	943	e 0.0	e 2.6	e 8.2	e 8.1	e 6.1	e 0.4
Poland	964	0.0	19.5	35.1	24.0	17.2	10.5	10.6
Romania	968	0.0	1.4	23.9	0.2	3.0	4.0	82.6	187.1	148.9	87.6	118.4	93.2
Serbia, Republic of	942	e 0.0	e 0.0	e 0.2	e 0.0	e 0.0	25.4	52.3	54.2	49.9	29.1	27.7
Turkey	186	252.7	193.9	160.6	130.7	108.2	167.1	1,754.5	2,141.0	1,559.9	1,060.2	672.0	651.2
CIS	901	20.9	18.3	19.2	17.8	17.2	17.6	584.9	592.9	405.7	300.4	232.3	274.2
Armenia	911	e 0.2	e 0.9	e 1.0
Azerbaijan, Rep. of	912	e 0.0	e 0.8	e 0.9	e 0.0	e 0.1	e 0.0	e 151.0	e 176.2	e 27.3	e 0.8	e 0.0
Belarus	913	e 0.2	e 0.0	e 0.0	1.7	1.9	9.2	1.0	0.7	0.8
Georgia	915	17.6	17.2	17.1	17.1	17.1	17.5	0.6	0.1	0.1	0.2	0.0	0.1
Kazakhstan	916	e 0.0	e 0.1	12.2	12.2	12.2	12.2	12.2	12.2
Kyrgyz Republic	917	e 0.0	e 0.2	e 0.0
Moldova	921	e 0.1	e 0.0	e 0.6	e 0.0	e 4.9	e 4.6	e 2.5	e 0.3	e 0.9	e 0.4
Russian Federation	922	e 0.8	e 0.0	e 0.0	e 0.0	171.6	204.6	213.7	173.8	69.5	127.0
Ukraine	926	e 3.3	e 0.2	e 0.1	e 0.0	e 0.1	242.7	193.2	140.8	111.7	148.1	132.7
Europe n.s.	884	1,863.9	2,424.9	1,724.5	1,166.4	896.7	902.5
Mid East, N Africa, Pak	440	878.6	748.1	565.1	500.0	716.1	1,284.6	1,126.5	1,358.3	1,003.4	637.6	575.9	540.5
Algeria	612	9.7	9.7	9.7	9.7	9.7	9.9	18.6	21.3	14.2	9.3	47.9	29.4
Bahrain, Kingdom of	419	25.5	32.1	22.5	15.1	11.6	11.6
Egypt	469	355.8	337.0	344.1	383.1	612.3	1,137.4	449.1	518.2	413.2	227.9	206.4	206.2
Iran, I.R. of	429	3.4	4.5	3.2	2.2	1.7	1.7
Jordan	439	0.3	0.1	0.2	0.0	0.0	0.0	43.2	33.0	23.9	19.9	16.8	13.8
Kuwait	443	e 0.1	e 0.1	e 0.0	e 0.1	e 0.5	e 0.0	0.5	0.8	0.6	0.4	0.3	0.3
Lebanon	446	13.6	43.8	25.3	7.7	6.0	12.9	0.4	0.6	0.2	0.2	0.2	0.1
Mauritania	682	0.0	0.0	0.0	0.0	0.0	0.0	0.4	0.6	0.4	0.3	0.2	0.2
Morocco	686	55.3	51.2	57.8	39.5	47.0	56.0	23.8	25.3	10.4	18.0	25.8	21.1
Oman	449	5.6	5.6	5.6	5.6	5.6	5.6	3.2	4.2	2.9	2.0	2.1	2.5
Pakistan	564	3.1	3.7	2.6	1.9	1.5	2.1
Qatar	453	e 0.0	e 0.0	2.1	2.5	1.7	1.2	0.9	0.2
Saudi Arabia	456	2.0	2.0	2.0	2.0	2.0	2.0	73.4	89.8	61.9	41.2	31.5	41.3
Sudan	732	e 0.1	e 0.1	e 0.1	e 1.2	e 0.9	e 0.7	e 0.4	e 1.0	e 5.4	e 0.5	e 0.6	e 0.8
Syrian Arab Republic	463	29.3	24.4	13.0	7.3	4.8	12.7	22.2	27.3	18.9	12.6	9.6	9.7
Tunisia	744	259.3	171.9	58.0	17.0	10.2	12.6	358.7	470.7	336.4	228.3	175.5	156.0
United Arab Emirates	466	147.5	102.4	49.4	27.0	17.2	34.6	97.2	120.7	83.9	56.1	42.9	43.0
West Bank and Gaza	487	e 0.0	e 0.6	e 0.0
Yemen, Republic of	474	1.1	1.4	0.9	0.6	0.5	0.5
Sub-Saharan Africa	603	4.6	5.8	3.4	18.3	5.5	13.6	25.6	49.4	22.9	14.0	15.2	11.5
Angola	614	e 0.0	e 0.1	e 0.6	e 0.0	e 0.0	e 0.0
Benin	638	e 0.0	e 0.1	e 0.0	e 0.0	e 0.2	e 0.2	0.1	0.1	0.1	0.1	0.0	0.0
Botswana	616	e 0.3
Burkina Faso	748	e 0.0	e 0.0	e 0.0	e 5.7	e 0.9	e 1.2	0.2	0.2	0.2	0.1	0.1	0.1
Cabo Verde	624	e 0.0	e 0.3	e 0.6	e 0.4
Cameroon	622	e 2.3	e 0.0	e 3.6	e 0.0	e 0.2	0.3	0.3	0.2	0.2	0.1	0.1
Congo, Republic of	634	e 0.0	e 0.1	e 0.2	e 0.0	e 0.0	e 0.0
Côte d'Ivoire	662	e 0.1	e 0.3	e 2.0	e 4.0	e 4.0	e 3.8	0.4	0.3	0.1	0.0	0.0	0.0
Eritrea	643	e 0.1	e 0.1	e 0.1	e 0.1	e 0.1	e 0.1
Estonia	939	e 0.8	e 0.1	e 0.2	e 0.2	e 1.4	e 0.0
Ethiopia	644	0.1	0.1	0.0	0.0	0.0	0.0
Gabon	646	e 0.0	e 0.0	e 0.0	e 0.0	e 0.0	e 0.0	5.1	6.5	4.5	3.1	2.3	2.4
Ghana	652	e 0.4	e 0.6	e 0.3	e 0.3	e 0.3	e 7.8	0.3	0.4	0.3	0.2	0.1	0.1
Guinea	656	e 0.0	e 0.0	e 0.7
Kenya	664	e 0.4	e 0.1	e 0.1	0.0	0.0	0.0	0.0	0.0	0.0
Lesotho	666	e 0.1
Madagascar	674	e 0.0	e 0.0	e 0.0	e 0.0	e 0.1	e 0.0	e 0.0	e 0.0
Mali	678	0.0	0.1	0.0	0.0	0.0	0.0
Mozambique	688	e 0.0	e 0.0	e 0.0	e 0.0	e 0.0	e 0.0	e 0.1	e 0.0	e 0.1	e 0.2
Namibia	728	e 0.2	e 0.0	e 0.0	e 0.2	e 1.2	e 1.1	e 0.3	e 0.1
Niger	692	6.5	8.2	5.7	3.8	2.9	3.0
Nigeria	694	0.5	0.6	0.4	0.3	0.2	0.2

Libya (672)

In Millions of U.S. Dollars

		Exports (FOB)						Imports (CIF)					
		2012	2013	2014	2015	2016	2017	2012	2013	2014	2015	2016	2017
Senegal	722	0.0	0.3	2.6	0.2	0.2	0.4
South Africa	199	e 0.1	e 0.1	e 0.0	e 0.0	e 0.0	e 0.3	7.1	23.7	5.5	3.0	6.9	2.1
Tanzania	738	e 0.9	e 0.0	e 0.1	e 0.1	e 0.0	1.4	1.4	1.4	1.4	1.4	1.8
Togo	742	e 2.0	e 4.5	e 0.0	e 0.0	0.0	0.0
Zambia	754	e 2.2	e 0.0	e 0.0	e 0.0	0.0
Africa n.s.	799	2.6	2.9	1.9	1.3	1.0	1.0
Western Hemisphere	205	6.2	454.5	5.7	5.8	63.2	88.9	572.0	671.1	468.9	248.7	169.0	196.0
Argentina	213	5.5	5.5	5.5	5.5	9.6	10.5	176.9	230.5	168.8	119.6	58.9	34.1
Bolivia	218	e 0.0	e 0.0	e 0.0	e 0.0	0.1
Brazil	223	448.7	0.0	0.0	52.4	78.1	315.4	340.4	252.7	93.0	87.7	99.1
Chile	228	e 0.0	e 0.1	e 0.0	e 0.1	2.4	3.0	3.0	1.7	1.4	0.8
Colombia	233	0.0	0.0	0.2	0.0	0.0	7.4	19.3	10.5	8.5	8.5	9.4
Costa Rica	238	e 0.0	e 0.0	9.5	9.7	9.4	9.3	9.2	10.2
Dominican Republic	243	e 0.0	e 0.0	e 0.1	e 0.0	e 0.0	e 0.0	e 0.1	e 0.0
Ecuador	248	e 0.6	e 0.1	e 0.0	e 0.2	e 0.0	27.0	13.8	3.7	4.3	0.4	0.5
Grenada	328	e 0.0	e 0.0	e 0.0	e 0.0	e 0.0	e 0.1
Guatemala	258	e 0.0	1.4	1.4	1.4	1.4	1.8	38.7
Guyana	336	e 0.1
Mexico	273	0.0	0.0	0.0	0.0	0.0	0.0	25.4	38.3	12.2	0.4	0.3	0.1
Panama	283	0.1	0.1	0.1	0.1	0.1	0.1
Paraguay	288	e 0.0	e 0.0	e 0.9	e 1.1	e 4.6	e 10.0
Peru	293	e 0.0	e 0.0	0.3	0.3	0.3	0.3	0.4	2.4
Trinidad and Tobago	369	e 0.1	e 0.1	e 0.5
Uruguay	298	e 0.9	e 0.1	5.2	13.2	1.8	0.3	0.3	0.5
Memorandum Items													
Africa	605	329.0	238.6	129.0	85.6	73.2	92.9	427.7	568.4	389.7	270.4	265.2	218.9
Middle East	405	554.2	515.2	439.5	432.7	648.3	1,205.3	721.4	835.7	633.9	379.4	324.4	331.0
European Union	998	30,234.6	21,648.9	12,077.7	6,199.9	3,947.9	8,854.0	3,526.3	4,362.2	2,951.2	1,912.0	1,495.8	1,557.5
Export earnings: fuel	080	165.6	121.0	69.2	44.6	35.2	52.1	601.6	711.7	465.9	332.0	233.7	283.0
Export earnings: nonfuel	092	40,862.3	28,494.3	14,188.8	8,089.1	5,743.1	13,084.3	13,821.9	17,016.4	12,072.1	7,897.8	6,341.9	5,552.7

Lithuania (946)

In Millions of U.S. Dollars

		Exports (FOB)						Imports (CIF)					
		2012	2013	2014	2015	2016	2017	2012	2013	2014	2015	2016	2017
IFS World		29,624.9	32,604.3	32,396.3	25,392.5	25,009.6	29,919.0	31,987.8	34,813.8	35,088.5	28,153.8	27,333.4	32,537.3
World	001	29,619.0	32,610.0	32,318.5	25,392.6	25,009.4	29,900.8	31,980.8	34,821.1	34,359.5	28,153.6	27,333.5	32,258.4
Advanced Economies	110	17,152.8	17,960.2	17,203.2	15,190.0	15,269.7	17,830.4	15,710.6	18,210.9	19,838.4	16,991.1	17,365.8	20,375.7
Euro Area	163	12,190.5	11,711.0	11,270.4	9,691.4	9,390.6	10,988.3	12,202.2	14,227.2	15,116.0	12,902.6	13,168.0	15,398.4
Austria	122	82.1	108.0	106.1	94.0	111.6	145.8	234.8	296.6	367.4	374.7	301.5	357.0
Belgium	124	338.0	400.9	481.6	424.0	358.6	463.2	927.6	1,141.9	1,209.6	843.2	868.0	1,052.4
Cyprus	423	6.0	13.5	7.4	9.7	11.6	10.3	36.4	11.9	56.0	70.2	11.9	31.2
Estonia	939	2,280.1	1,823.1	1,411.3	1,336.1	1,325.1	1,480.5	882.7	977.0	927.3	849.3	916.2	1,039.8
Finland	172	348.7	440.6	424.7	392.1	455.9	509.7	602.5	673.0	719.7	639.0	683.8	840.2
France	132	927.1	762.1	836.4	678.6	691.1	749.0	742.7	967.7	971.7	827.7	936.8	1,230.3
Germany	134	2,297.5	2,337.4	2,343.4	1,992.2	1,920.7	2,188.4	3,257.9	3,654.9	3,846.3	3,233.5	3,352.5	3,968.9
Greece	174	21.5	23.5	33.5	28.9	30.9	35.9	26.7	33.7	35.3	52.4	48.0	60.4
Ireland	178	77.8	116.4	85.2	93.5	90.1	91.4	87.6	81.5	86.4	92.8	107.1	153.5
Italy	136	514.6	552.0	598.6	527.7	586.1	683.7	1,037.2	1,439.9	1,725.6	1,275.2	1,494.1	1,684.3
Latvia	941	3,186.8	3,247.6	2,965.4	2,521.2	2,469.1	2,971.8	1,952.5	2,167.3	2,434.5	2,324.4	2,199.4	2,317.9
Luxembourg	137	4.8	6.7	3.8	4.0	7.3	15.1	20.9	24.8	22.7	17.9	73.8	33.0
Malta	181	1.0	2.4	4.0	7.7	5.9	5.8	2.1	3.9	1.1	3.9	4.6	3.4
Netherlands	138	1,722.3	1,432.0	1,440.7	1,020.9	783.0	1,052.7	1,773.1	1,833.2	1,691.2	1,445.9	1,327.3	1,624.4
Portugal	182	60.6	72.7	105.1	92.0	69.4	79.6	36.6	51.9	59.1	50.0	50.9	57.9
Slovak Republic	936	87.3	95.5	97.4	94.4	100.0	101.5	145.2	167.4	188.5	167.8	161.7	182.6
Slovenia	961	16.8	35.9	46.3	41.1	43.0	40.6	77.5	103.4	105.4	86.1	90.4	103.3
Spain	184	217.6	240.7	279.4	333.3	331.3	363.2	358.3	597.2	668.0	548.6	539.8	657.9
Australia	193	19.5	23.9	33.2	31.2	36.9	46.4	4.3	3.2	3.6	4.8	3.0	3.2
Canada	156	80.1	73.3	192.0	183.0	68.9	48.2	42.7	19.5	54.0	17.9	16.0	20.4
China,P.R.: Hong Kong	532	36.1	62.2	55.8	48.5	37.5	38.3	7.6	9.7	9.8	13.3	12.5	18.6
China,P.R.: Macao	546	0.5	0.4	1.5	0.2	0.1	1.7	0.0	0.0	0.0	0.0	0.0
Czech Republic	935	188.5	254.4	290.3	264.6	250.7	339.8	456.7	547.8	560.2	461.3	486.8	649.7
Denmark	128	602.5	666.4	749.5	662.3	662.2	760.5	504.7	573.9	537.8	507.3	486.7	536.0
Iceland	176	17.7	20.7	24.4	24.4	31.2	41.0	14.4	13.5	7.0	6.7	8.4	6.3
Israel	436	34.5	32.6	30.9	37.3	48.6	56.1	19.9	14.4	27.5	22.9	22.6	31.3
Japan	158	34.5	46.8	48.9	53.8	143.8	133.2	31.7	33.9	35.6	42.6	42.0	43.8
Korea, Republic of	542	25.0	36.5	44.1	64.9	59.4	93.4	46.8	68.0	146.9	222.9	291.2	277.9
New Zealand	196	2.1	1.9	11.6	4.2	6.8	13.3	8.2	9.8	13.0	13.5	14.1	12.9
Norway	142	580.6	692.3	740.6	663.0	762.8	845.7	113.3	124.8	156.9	305.8	379.7	507.8
San Marino	135	0.2	0.1	0.0	0.0	0.1	0.0	0.1	0.2	0.1	0.1	0.1	0.3
Singapore	576	9.2	661.7	20.2	98.7	106.7	216.0	8.5	8.3	3.5	3.3	2.4	2.1
Sweden	144	959.8	1,070.2	1,134.6	1,006.4	1,187.8	1,431.6	1,041.0	1,123.8	1,107.1	1,092.3	1,179.4	1,244.7
Switzerland	146	61.5	83.5	122.3	106.6	116.7	160.6	120.6	134.5	116.4	87.1	97.4	79.1
Taiwan Prov.of China	528	6.0	10.3	8.6	10.1	10.4	14.3	62.6	62.5	66.9	57.4	57.2	63.8
United Kingdom	112	1,856.9	1,601.9	1,221.7	1,135.1	1,063.3	1,050.8	710.9	826.1	1,451.3	831.3	748.0	1,061.0
United States	111	447.1	910.2	1,202.7	1,104.2	1,285.3	1,551.1	314.4	409.8	425.0	397.9	350.4	418.5
Emerg. & Dev. Economies	200	12,289.5	14,532.8	15,015.2	10,134.8	9,664.9	11,936.2	16,270.1	16,610.2	14,521.1	11,162.4	9,967.6	11,882.5
Emerg. & Dev. Asia	505	158.0	192.6	228.5	224.1	314.4	341.6	843.3	888.4	1,043.1	955.7	925.6	1,073.0
Bangladesh	513	6.4	5.4	5.9	3.4	5.6	4.3	2.1	2.6	1.1	1.7	2.0	2.2
Brunei Darussalam	516	0.1	0.2	1.1	0.1	0.0	0.1	0.0	0.0	0.0	0.0
Cambodia	522	0.2	1.3	1.6	2.6	1.4	0.8	1.5	2.2	2.0	1.0	2.0	0.9
China,P.R.: Mainland	924	85.8	117.3	135.3	113.4	136.2	202.3	681.3	750.9	883.1	805.3	783.8	929.8
Fiji	819	0.0	0.0	0.1	0.1	0.0
F.T. French Polynesia	887	0.2	0.1	0.0	0.0	0.0	0.0	0.0	0.0
F.T. New Caledonia	839	0.1	0.1	0.1	0.1	0.1	0.3	0.0	0.0
India	534	18.4	19.3	21.7	56.3	95.3	67.1	39.4	64.9	60.3	57.4	52.9	52.5
Indonesia	536	4.9	5.8	4.7	6.0	8.3	7.8	17.3	17.0	21.5	32.3	24.2	20.1
Lao People's Dem.Rep	544	0.0	0.1	0.2	0.0	0.0	0.0	0.1	0.0	0.0	0.0
Malaysia	548	5.5	3.3	7.5	6.8	19.6	9.0	14.2	9.5	9.6	8.1	8.8	10.0
Maldives	556	0.0	0.0	0.1	0.5	0.1	0.5	0.0
Marshall Islands	867	0.1	0.5	0.3	0.8	0.2	0.0	0.0	0.0
Mongolia	948	8.1	17.1	12.8	8.7	9.4	13.3	0.0	0.0	0.0	0.0	0.2	0.3
Myanmar	518	0.6	0.0	0.7	0.2	0.4	0.7	0.0	0.0	0.5	1.4	1.9	2.9
Nepal	558	1.7	0.3	0.1	0.1	0.2	1.8	0.0	0.0	0.0	0.1	0.1	0.1
Papua New Guinea	853	0.1	0.1	0.1	0.0	0.0	0.2

Lithuania (946)

In Millions of U.S. Dollars

		Exports (FOB)						Imports (CIF)					
		2012	2013	2014	2015	2016	2017	2012	2013	2014	2015	2016	2017
Philippines	566	5.2	3.7	3.8	2.9	5.7	3.1	1.9	2.2	2.7	2.0	2.6	2.5
Sri Lanka	524	0.4	0.4	0.6	1.1	0.7	3.3	4.5	4.5	4.1	5.3	4.5	4.9
Thailand	578	11.1	10.2	5.9	6.5	8.2	10.3	61.3	18.7	37.5	17.5	19.0	18.7
Vanuatu	846	0.0	0.2	0.0	0.0	0.0	0.1
Vietnam	582	9.3	7.2	26.0	14.3	22.7	16.8	19.6	15.6	20.6	23.6	23.6	28.1
Asia n.s.	598	0.0	0.0	0.1	0.0	0.0	0.0	0.0	0.0
Europe	170	11,190.3	13,356.2	13,808.5	9,172.3	8,524.4	10,619.7	15,029.5	15,264.7	13,127.5	9,633.5	8,706.3	10,276.0
Emerg. & Dev. Europe	903	2,364.2	3,009.5	3,281.0	3,025.7	2,883.6	3,319.0	3,682.9	3,886.4	3,968.7	3,430.2	3,524.0	4,125.4
Albania	914	1.3	2.7	3.3	2.1	2.5	3.4	0.4	0.4	0.1	0.6	0.5	1.4
Bosnia and Herzegovina	963	2.2	2.9	3.9	3.4	4.0	4.1	0.9	1.0	0.5	0.7	1.5	9.6
Bulgaria	918	60.3	68.9	63.7	61.7	59.4	67.2	50.0	66.5	62.9	55.2	65.6	80.6
Croatia	960	16.7	10.7	14.1	22.1	25.8	34.0	6.5	6.2	10.8	11.1	9.8	16.6
Faroe Islands	816	3.3	2.3	3.3	4.1	5.6	6.8	3.6	6.0	2.2	2.0	4.7	1.1
Gibraltar	823	45.3	86.4	0.0	36.0	19.6	1.9	0.0	0.0
Hungary	944	143.4	149.8	163.9	154.0	160.7	204.0	249.0	253.0	245.4	220.7	232.0	256.9
Kosovo	967	0.9	1.5	2.5	2.7	2.1	2.3	0.0	0.1	3.4	0.6	0.0	0.1
Macedonia, FYR	962	1.0	0.8	1.8	3.9	2.1	7.0	2.4	3.6	3.9	2.4	2.4	2.4
Montenegro	943	0.3	0.5	0.3	0.4	0.5	0.9	0.0	0.0	0.0	0.0	0.1	18.5
Poland	964	1,794.2	2,413.3	2,685.2	2,467.4	2,277.0	2,426.8	3,145.0	3,320.6	3,308.7	2,899.6	2,970.0	3,461.3
Romania	968	69.6	82.0	102.8	77.7	83.2	102.3	62.5	60.4	137.0	73.9	69.1	81.3
Serbia, Republic of	942	26.7	19.1	12.9	11.0	13.6	16.9	6.0	12.7	12.3	9.0	11.7	12.2
Turkey	186	199.0	168.7	223.0	179.3	227.6	441.4	156.6	155.8	181.4	154.5	156.6	183.6
CIS	901	8,826.1	10,346.5	10,527.5	6,146.4	5,640.7	7,300.3	11,346.5	11,378.3	9,158.8	6,203.3	5,182.2	6,150.5
Armenia	911	7.2	10.3	12.2	18.3	23.7	39.9	1.1	1.4	2.1	2.0	2.3	2.0
Azerbaijan, Rep. of	912	45.1	37.2	55.9	41.2	30.8	37.4	3.6	3.3	1.3	34.8	3.5	2.5
Belarus	913	1,358.4	1,693.9	1,505.2	1,170.4	962.5	1,136.5	856.7	1,012.8	993.1	975.0	773.9	742.6
Georgia	915	44.3	37.1	48.4	51.1	36.9	33.7	15.7	20.3	22.6	29.2	21.0	32.3
Kazakhstan	916	443.7	586.2	544.0	429.8	316.4	472.9	164.2	200.1	672.8	317.1	337.2	1,010.3
Kyrgyz Republic	917	90.0	118.2	143.0	26.7	19.7	46.2	1.4	13.0	18.2	17.0	10.8	12.8
Moldova	921	38.9	41.3	40.2	39.1	41.2	42.5	11.5	14.4	14.6	8.7	7.6	9.5
Russian Federation	922	5,596.2	6,468.9	6,750.4	3,477.2	3,369.4	4,452.0	10,026.9	9,786.9	7,102.0	4,593.3	3,790.8	4,060.4
Tajikistan	923	66.3	88.5	78.1	24.0	21.2	40.7	0.2	1.9	0.5	0.2	7.5	1.8
Turkmenistan	925	26.7	34.1	34.5	33.6	19.8	11.7	2.5	3.3	5.0	0.3	0.8	0.4
Ukraine	926	1,061.0	1,128.7	1,190.5	711.6	675.0	838.1	258.9	295.1	318.8	220.9	222.6	268.2
Uzbekistan	927	48.2	102.1	125.0	123.4	124.1	148.6	3.9	25.8	8.0	4.9	4.1	7.5
Europe n.s.	884	0.0	0.1	0.0	0.1	0.0	0.5	0.0	0.0	0.0	0.0	0.2	0.0
Mid East, N Africa, Pak	440	530.4	820.8	727.4	489.0	564.5	620.8	132.8	134.8	137.0	259.0	162.8	305.3
Afghanistan, I.R. of	512	14.7	40.0	9.6	5.0	3.2	9.9	0.1	0.0	0.0	0.0	0.0	0.1
Algeria	612	1.0	134.0	89.3	42.9	50.2	144.4	0.0	0.0	78.8	0.1	0.0
Bahrain, Kingdom of	419	0.4	0.4	9.0	0.3	0.5	0.5	0.0	0.2	0.1	0.9	0.8	0.7
Djibouti	611	0.2	0.2	0.0	0.3	0.1	0.0
Egypt	469	53.5	50.8	92.6	20.7	170.4	29.6	14.4	10.9	12.6	10.9	9.3	15.3
Iran, I.R. of	429	261.5	289.9	310.0	50.2	17.2	8.0	4.0	5.1	4.2	3.8	4.6	4.5
Iraq	433	0.6	1.2	2.5	2.9	5.0	6.8	0.0	0.0	23.4	0.0	0.0
Jordan	439	2.2	15.0	5.0	5.4	4.3	4.2	0.1	0.1	0.2	0.2	0.3	0.3
Kuwait	443	1.9	3.1	2.9	3.4	2.6	2.2	0.0	0.0	0.0	0.0	0.0	0.0
Lebanon	446	1.5	2.6	7.6	3.6	3.7	6.2	0.3	0.4	0.3	0.1	0.6	0.1
Libya	672	19.9	2.3	11.5	8.0	2.9	16.8	0.0	0.0	0.0	0.0	0.0
Mauritania	682	0.5	12.6	0.3	0.6	1.1	0.8	0.4	2.2	1.1	0.3	0.3
Morocco	686	2.6	12.0	22.8	13.6	7.8	19.4	74.4	74.7	75.2	41.0	12.9	5.6
Oman	449	1.3	1.6	2.2	2.7	2.6	1.7	0.8	0.7	1.4	62.0	0.3	0.3
Pakistan	564	16.6	24.3	9.0	4.1	8.6	6.3	18.9	24.5	27.8	21.5	21.7	20.6
Qatar	453	0.8	1.3	1.1	1.3	1.4	3.1	0.7	1.0	0.8	2.2	3.7	6.1
Saudi Arabia	456	114.8	198.7	118.5	242.5	165.6	194.9	12.3	6.8	7.0	11.8	103.0	247.6
Somalia	726	0.0	0.0	0.1	0.0
Sudan	732	0.1	0.0	0.2	1.1	18.9	9.7	0.0	0.0	0.1	0.0	0.0	0.0
Syrian Arab Republic	463	0.5	0.1	0.7	0.5	0.3	1.0	0.3	0.3	0.1	0.0
Tunisia	744	3.4	1.5	1.9	1.6	1.9	2.6	0.3	0.3	0.1	0.1	0.1	0.3
United Arab Emirates	466	30.7	28.2	28.6	77.8	84.9	151.1	5.6	7.6	6.1	2.0	5.2	3.5
West Bank and Gaza	487	0.0	0.1	0.3	0.6	0.9

Lithuania (946)

In Millions of U.S. Dollars

		Exports (FOB)						Imports (CIF)					
		2012	2013	2014	2015	2016	2017	2012	2013	2014	2015	2016	2017
Yemen, Republic of	474	2.0	1.0	2.0	0.5	10.5	0.6	0.0	0.0
Sub-Saharan Africa	603	306.4	89.1	147.0	147.9	182.4	227.4	106.5	47.2	42.6	160.9	68.9	71.2
Angola	614	3.5	2.0	1.6	3.1	23.2	34.3	0.0	0.0	0.2
Benin	638	5.3	9.3	5.3	8.4	2.6	2.8	0.0	0.2	0.7	0.1
Botswana	616	0.1	0.0	0.0	0.0	0.0	0.0	0.0	0.0
Burkina Faso	748	0.2	1.0	0.7	0.6	0.5	0.2	0.0	0.0	0.0
Burundi	618	1.3	0.1	0.0	0.0	0.0	0.0
Cabo Verde	624	0.0	0.0	0.0	0.1	0.1	0.1	0.0
Cameroon	622	0.8	0.9	0.5	1.1	2.5	3.7	0.4	0.2	0.1	0.1	0.0	0.0
Central African Rep.	626	0.6	0.1	0.1	0.0	0.0	0.0
Chad	628	0.0	0.4	0.0	0.3	0.0	0.0
Comoros	632	0.1	0.0	0.0	0.1	0.0	0.0	0.0
Congo, Dem. Rep. of	636	0.9	8.4	0.6	0.4	0.1	2.2	0.0	0.0	0.0	0.0
Congo, Republic of	634	6.2	4.3	1.3	1.5	11.6	0.5	0.1	0.0	0.0	0.0	0.2	0.0
Côte d'Ivoire	662	2.3	4.7	0.2	0.5	2.7	2.4	0.1	0.1	0.0	0.0	0.1	0.6
Equatorial Guinea	642	0.4	1.1	0.4	0.2	0.1	0.0	0.0
Eswatini, Kingdom of	734	0.1	0.2	0.1	0.0
Estonia	939	2,280.1	1,823.1	1,411.3	1,336.1	1,325.1	1,480.5	882.7	977.0	927.3	849.3	916.2	1,039.8
Ethiopia	644	0.0	0.1	0.0	0.9	1.1	0.5	0.3	0.7	1.1	0.4	0.3	0.4
Gabon	646	0.3	0.1	0.1	0.7	0.1	0.1	0.0	0.0
Gambia, The	648	0.6	0.1	0.1	0.3	0.2	0.2	0.2	0.0
Ghana	652	1.6	2.4	4.5	1.5	3.0	4.4	1.9	1.8	0.1	0.0	0.1	0.0
Guinea	656	0.1	0.3	0.1	0.8	0.3	0.4	0.1	0.1	0.0
Guinea-Bissau	654	0.0	0.0	0.2	0.1
Kenya	664	2.4	2.8	6.4	30.6	24.1	2.2	0.2	0.1	0.3	0.1	0.2	0.6
Lesotho	666	0.0	0.0	0.0	0.1	0.0	0.0
Liberia	668	1.8	1.2	0.4	0.2	0.3	0.4	0.0	0.0	0.0
Madagascar	674	0.2	0.3	0.0	0.0	0.7	0.0	0.0	0.0	0.0	0.0	0.0
Malawi	676	0.7	1.2	1.1	0.3	1.4	8.7	6.8	5.8	9.4	8.1	4.9	2.9
Mali	678	0.0	0.0	0.2	0.1	3.3	0.0	0.0
Mauritius	684	0.6	0.6	0.6	0.4	0.4	0.8	0.0	0.0	0.0	0.0	0.0	0.5
Mozambique	688	2.3	5.9	4.5	12.4	12.6	11.8	5.1	5.8	6.4	14.5	8.9	2.2
Namibia	728	0.3	0.2	0.4	2.9	9.8	0.5	0.2	0.3	0.5	0.2	0.2	0.2
Niger	692	0.0	0.2	0.0	0.1	0.0	0.0	0.0	0.0
Nigeria	694	109.5	17.7	8.7	8.0	32.1	76.2	0.1	0.0	0.0	51.3	0.0	16.7
Rwanda	714	1.7	0.5	0.3	0.5	0.8	0.6	0.1	0.0	0.0	0.0	0.0
Senegal	722	0.8	0.1	1.4	0.7	3.9	2.4	1.5	0.0	0.0	0.0	0.0	0.0
Seychelles	718	0.8	0.1	1.4	0.2	0.3	0.0	0.0	0.0	0.0	0.0
Sierra Leone	724	0.7	0.5	0.3	0.2	0.2	0.4	0.0	0.0
South Africa	199	7.6	19.7	24.9	27.9	29.7	56.4	40.6	7.9	14.3	76.9	46.4	44.2
Tanzania	738	0.1	0.2	12.1	8.2	5.6	2.4	5.7	4.9	9.5	8.3	5.7	2.2
Togo	742	154.1	1.8	65.2	32.6	8.0	5.1	43.0	19.0	0.0
Uganda	746	0.1	0.2	0.4	1.9	0.5	0.4	0.0	0.0	0.2	0.8	0.5
Zambia	754	0.1	0.3	0.3	0.2	3.2	2.4	0.0	0.0	0.0
Zimbabwe	698	0.3	0.2	0.8	0.1	1.0	0.2	0.0	0.5	0.7	0.4	0.2	0.0
Western Hemisphere	205	104.5	74.0	103.8	101.6	79.3	126.8	158.0	275.1	170.9	153.2	104.0	156.9
Antigua and Barbuda	311	0.1	0.2	0.1	0.0	0.1	0.0	0.0	0.0
Argentina	213	35.3	16.9	20.0	39.4	8.2	31.6	48.0	38.5	31.7	36.6	26.4	47.4
Bahamas, The	313	0.2	0.4	0.3	0.4	1.0	0.4	0.0
Barbados	316	0.0	0.1	0.0	0.0	0.1	0.1	0.0	0.0	0.0	0.0
Belize	339	0.4	0.4	0.2	0.2	1.4	0.1	0.0	0.4	0.0	0.0
Bermuda	319	0.0	0.0	0.0	0.1	0.0	2.0	0.0
Bolivia	218	0.4	0.1	0.2	0.5	0.8	0.9	0.4	0.8	0.8	0.8	0.7	0.4
Brazil	223	18.7	18.0	31.9	18.0	15.9	27.2	37.9	64.5	33.8	27.4	25.0	25.3
Chile	228	4.3	6.6	3.4	3.2	8.8	9.7	9.5	18.7	14.6	15.0	15.6	11.8
Colombia	233	1.2	1.6	1.6	1.8	1.8	2.5	2.2	1.4	2.0	2.1	2.2	0.8
Costa Rica	238	0.2	0.8	0.8	0.2	1.4	1.2	0.2	1.5	2.9	8.3	12.7	7.5
Dominica	321	0.0	0.4	0.1	0.3	1.1	0.9	0.0	0.0	0.3	0.0	0.0
Dominican Republic	243	0.1	0.2	1.0	0.5	2.2	2.6	0.1	0.1	0.0	0.1	0.0	0.0
Ecuador	248	0.4	0.7	3.4	1.0	1.0	1.5	5.3	8.2	10.1	10.1	12.1	11.7

Lithuania (946)

In Millions of U.S. Dollars

		Exports (FOB)						Imports (CIF)					
		2012	2013	2014	2015	2016	2017	2012	2013	2014	2015	2016	2017
El Salvador	253	0.3	0.9	0.1	0.0	0.1	0.0	0.0	0.1	0.1	0.1	0.1	0.1
Falkland Islands	323	0.1
Greenland	326	0.1	0.1	0.3	0.7	0.2	0.3	0.1	0.4	0.2	0.0	0.3
Grenada	328	0.0	0.0	0.1	0.1
Guatemala	258	0.3	0.1	0.1	1.3	0.3	0.7	0.0	0.0	0.0	0.0	0.0	0.8
Guyana	336	0.0	0.0	0.1	0.3	0.2	0.0	0.0	0.0
Haiti	263	0.0	8.3	0.0	0.3	0.2	0.0	0.0	0.0	0.0	0.0	0.0
Honduras	268	0.0	0.0	0.0	0.2	0.5	0.1	0.0	0.0	0.0	0.0	0.0
Jamaica	343	0.0	0.0	0.1	0.1	0.0	0.7	0.0	0.0	0.0
Mexico	273	13.8	10.9	15.6	21.3	16.6	20.1	49.4	76.0	68.3	47.0	5.5	30.3
Nicaragua	278	0.0	0.0	0.2	0.4	0.3	0.9	0.0	0.4	0.1	0.1	0.0	0.2
Panama	283	5.1	4.5	4.4	2.0	3.9	12.0	1.1	57.6	0.0	0.0	0.0	0.0
Paraguay	288	0.1	0.1	1.2	1.1	0.6	1.3	0.0	0.0	0.0	0.0	0.0	0.0
Peru	293	0.6	3.8	2.3	3.6	1.6	2.4	2.9	2.7	4.0	3.9	2.8	3.5
Sint Maarten	352	0.0	0.0	0.2	0.2	0.0
St. Kitts and Nevis	361	0.1	0.1	0.1	0.0	0.1	0.0	0.0	0.0	0.0	0.0
St. Vincent & Grens.	364	0.0	0.1	0.1	0.1	0.0	0.0
Suriname	366	0.1	2.7	0.0	0.5	0.1	0.1	0.0	0.0
Trinidad and Tobago	369	0.1	0.2	0.4	0.1	0.2	0.7	0.0	0.0	15.6
Uruguay	298	10.1	0.4	7.1	0.5	9.9	7.6	0.8	1.6	1.8	1.4	0.8	1.3
Venezuela, Rep. Bol.	299	1.0	3.5	0.4	2.3	0.4	0.0	0.0	0.0	0.0	0.0	0.0
Western Hem. n.s.	399	11.5	0.0	0.0	1.5	0.0	0.0	0.1	0.4	0.0	0.0	0.0
Other Countries n.i.e	910	10.8	11.8	31.9	7.1	1.9	20.6	0.0	0.0	0.0	0.0	0.0
Cuba	928	10.8	11.8	31.9	7.1	1.9	19.4	0.0	0.0	0.0	0.0	0.0
Korea, Dem. People's Rep.	954	1.2
Special Categories	899	82.2	82.2	68.2	60.6	72.9	113.6
Countries & Areas n.s.	898	83.7	22.9	0.1	0.1	0.3
Memorandum Items													
Africa	605	313.9	249.4	261.7	207.8	262.7	404.3	181.7	124.4	119.0	281.2	82.3	77.2
Middle East	405	491.5	596.2	594.2	420.1	472.4	427.6	38.7	33.0	32.8	117.2	127.7	278.6
European Union	998	17,882.3	18,028.6	17,696.2	15,542.7	15,160.6	17,405.3	18,428.5	21,005.6	22,537.2	19,055.2	19,415.3	22,786.4
Export earnings: fuel	080	6,669.5	7,819.5	7,981.8	4,433.7	4,150.8	5,621.2	10,228.6	10,025.4	7,813.5	5,194.8	4,265.3	5,381.9
Export earnings: nonfuel	092	22,949.5	24,790.4	24,336.8	20,958.8	20,858.6	24,279.7	21,752.1	24,795.7	26,546.0	22,958.9	23,068.2	26,876.5

Luxembourg (137)

In Millions of U.S. Dollars

		Exports (FOB)						Imports (CIF)					
		2012	2013	2014	2015	2016	2017	2012	2013	2014	2015	2016	2017
IFS World		14,058.0	14,085.8	15,053.8	13,011.8	13,179.5	14,291.0	24,360.1	23,938.9	23,631.4	19,606.9	19,517.3	21,379.9
World	001	18,877.7	18,441.8	19,106.2	17,144.7	15,814.6	15,749.5	27,325.3	26,671.8	26,659.8	23,289.0	21,773.7	22,661.3
Advanced Economies	110	16,029.5	16,081.0	16,853.1	14,989.1	13,789.7	13,814.7	23,903.5	23,630.5	23,581.7	19,099.5	19,035.7	20,676.5
Euro Area	163	12,549.4	13,224.1	13,763.8	12,077.6	11,298.8	11,475.6	20,137.7	20,217.4	20,453.4	16,049.9	15,987.6	17,783.7
Austria	122	247.0	260.2	274.0	250.7	259.3	311.4	145.0	149.5	162.4	126.8	142.4	154.1
Belgium	124	2,798.8	2,934.2	3,096.1	2,863.0	2,637.8	2,760.1	8,505.1	8,458.3	8,195.7	6,453.5	6,403.5	7,179.0
Cyprus	423	35.9	26.2	4.6	7.7	16.6	8.5	12.0	11.9	12.5	16.2	9.9	12.8
Estonia	939	9.4	11.4	11.2	8.4	18.4	8.0	1.9	2.1	4.2	2.1	2.2	2.3
Finland	172	80.8	56.7	51.9	57.4	53.1	60.8	26.0	39.4	33.0	26.8	22.7	27.7
France	132	2,938.4	2,924.3	3,278.5	2,864.7	2,445.1	2,229.4	2,674.1	2,776.9	3,167.8	2,243.1	2,269.5	2,596.9
Germany	134	3,893.8	4,162.1	4,408.1	3,733.3	3,663.6	4,026.4	6,410.2	6,487.4	6,557.3	5,341.8	5,277.1	5,644.4
Greece	174	149.9	64.9	48.7	112.4	55.8	37.1	3.3	3.5	8.9	14.2	16.9	13.4
Ireland	178	74.7	56.6	49.8	39.2	45.6	51.4	113.3	129.6	133.9	95.4	137.2	164.8
Italy	136	1,080.1	1,340.6	1,062.5	797.1	608.0	642.2	526.6	544.1	555.9	465.3	455.2	505.2
Latvia	941	9.7	13.1	17.1	21.5	20.3	6.9	2.7	11.7	7.6	4.7	6.9	5.7
Lithuania	946	17.5	15.2	16.8	10.7	90.9	23.2	11.5	24.4	14.8	7.4	10.4	17.1
Malta	181	5.5	1.5	1.5	1.8	3.6	1.7	0.1	8.2	1.6	1.6	1.0	0.6
Netherlands	138	739.8	731.0	746.8	688.2	810.0	794.9	1,433.6	1,283.6	1,296.0	1,001.3	951.5	1,090.7
Portugal	182	35.1	40.0	49.7	50.0	60.7	67.6	50.5	62.3	66.6	62.1	62.6	70.2
Slovak Republic	936	49.3	57.8	66.6	53.7	49.2	53.0	47.0	40.0	33.5	22.7	26.4	30.1
Slovenia	961	38.5	41.4	37.4	33.8	38.5	43.7	9.6	15.8	15.6	13.8	15.6	14.0
Spain	184	345.3	487.0	542.6	484.1	422.4	349.4	165.2	168.7	185.9	150.9	176.6	254.7
Australia	193	38.8	51.8	25.4	21.2	21.1	25.4	1.9	0.3	1.3	1.5	4.4	5.8
Canada	156	97.7	90.5	140.8	105.2	86.3	101.0	146.7	74.1	162.2	123.6	232.1	106.6
China,P.R.: Hong Kong	532	114.9	72.9	38.5	44.0	34.1	32.5	100.5	68.0	18.0	8.8	14.2	11.6
China,P.R.: Macao	546	0.1	0.0	0.2	0.3	0.3	0.7	0.0	0.0	0.0	0.0	0.0	0.0
Czech Republic	935	154.9	217.1	338.9	450.9	277.9	205.8	140.6	113.1	134.8	142.4	189.5	200.7
Denmark	128	124.6	109.3	125.5	129.4	116.4	110.5	41.6	36.2	53.2	55.8	49.7	55.5
Iceland	176	3.2	2.1	1.9	3.3	11.0	2.2	0.2	0.2	0.4	0.0	0.8	0.1
Israel	436	16.6	16.3	20.7	23.1	28.6	19.1	19.7	21.1	12.9	5.0	10.2	17.5
Japan	158	82.5	74.2	77.5	70.2	72.7	85.6	206.3	225.5	256.0	247.7	467.9	585.5
Korea, Republic of	542	40.4	52.3	35.1	49.8	62.0	53.8	10.8	11.9	11.3	13.0	14.5	25.9
New Zealand	196	3.5	2.3	3.6	2.7	4.1	3.0	0.2	0.2	0.7	0.3	0.4	0.0
Norway	142	81.0	83.4	78.1	66.8	76.6	66.8	2.8	2.7	3.6	1.6	3.2	5.6
Singapore	576	41.2	35.4	37.5	30.2	19.2	22.6	6.1	4.2	12.3	3.5	4.8	2.3
Sweden	144	329.0	212.0	226.9	192.6	191.5	202.9	59.6	76.4	77.2	61.5	78.2	89.7
Switzerland	146	910.7	836.1	849.1	427.5	459.4	356.0	377.8	226.1	116.5	133.5	160.4	137.4
Taiwan Prov.of China	528	7.8	13.2	12.5	27.4	10.8	9.5	50.0	39.3	41.0	41.3	39.0	45.6
United Kingdom	112	1,031.7	517.6	601.5	818.6	594.1	623.3	319.8	310.8	337.7	255.5	255.2	316.4
United States	111	401.4	470.3	475.6	448.5	424.6	418.3	2,280.9	2,203.0	1,889.2	1,954.6	1,523.6	1,286.4
Emerg. & Dev. Economies	200	2,572.2	2,199.4	2,087.6	1,899.9	1,907.2	1,813.8	3,418.9	3,033.3	3,063.0	4,178.3	2,721.9	1,971.0
Emerg. & Dev. Asia	505	474.8	374.0	390.5	393.6	396.2	384.4	2,077.1	1,827.0	1,699.3	2,825.6	1,356.8	465.2
Bangladesh	513	3.1	6.9	10.7	11.5	11.2	8.6	0.0	0.0	0.1	0.0	0.0	0.1
Brunei Darussalam	516	3.4	1.1	0.5	0.1	0.1	0.0	0.0	0.0
Cambodia	522	1.2	0.9	1.7	2.2	3.0	0.9	18.4	29.4	31.1	44.1	21.4	0.0
China,P.R.: Mainland	924	255.7	260.4	264.0	256.2	246.2	241.9	1,982.0	1,710.6	1,562.8	2,700.6	1,260.8	359.8
Fiji	819	0.0	0.0	0.1	0.0	0.2	2.7	0.0	0.0
F.T. French Polynesia	887	0.4	1.3	0.7	0.5	0.6	0.1	0.0	0.0	0.0	0.0	0.0	0.0
F.T. New Caledonia	839	0.7	0.7	2.6	0.7	0.4	1.2	0.0	0.0	0.0	0.0	0.0	0.0
Guam	829	0.0	0.0	0.0	0.0	0.1	0.2
India	534	66.8	52.2	42.9	45.1	47.1	34.0	14.8	16.8	9.9	6.7	9.9	8.9
Indonesia	536	7.6	8.4	6.9	9.3	18.2	17.3	3.8	1.2	1.5	0.5	0.9	0.9
Lao People's Dem.Rep	544	0.2	0.1	0.5	0.2	0.1	0.2	0.0	0.0	0.0	0.0	0.0
Malaysia	548	9.9	9.4	11.3	14.3	16.5	12.9	39.8	45.3	34.7	18.8	13.4	8.5
Maldives	556	0.0	0.3	0.3	0.1	0.2	4.5	0.0	0.0	0.0	0.0
Mongolia	948	0.2	1.0	0.8	0.4	0.1	0.1	0.0	0.0	0.0	0.0	0.1
Myanmar	518	0.1	0.2	0.0	2.6	0.7	1.4	0.0	0.0	0.0	0.0
Nepal	558	0.0	0.8	0.3	0.2	0.0	0.5	0.0	0.0	0.0	0.1	0.0	0.0
Papua New Guinea	853	0.9	0.0	0.0	0.5	1.2	0.2	0.0	0.0
Philippines	566	3.5	6.7	7.6	12.2	8.6	8.4	5.0	6.0	7.5	5.9	4.9	5.7

Luxembourg (137)

In Millions of U.S. Dollars

		Exports (FOB)						Imports (CIF)					
		2012	2013	2014	2015	2016	2017	2012	2013	2014	2015	2016	2017
Solomon Islands	813	0.1	0.2
Sri Lanka	524	0.5	0.7	0.7	0.5	1.2	0.9	0.0	0.0	0.0	0.1	0.0	0.0
Thailand	578	115.4	16.1	23.4	16.3	14.5	15.3	10.6	8.3	7.8	6.5	5.4	2.9
Timor-Leste	537	0.1	0.0	0.0	0.0
Vanuatu	846	0.1
Vietnam	582	4.9	6.6	15.5	20.5	25.7	32.5	2.6	9.4	43.8	42.3	40.0	47.7
Asia n.s.	598	0.0	0.1	0.0	0.3	0.0	0.0	0.0	0.0	30.6
Europe	170	1,394.7	1,249.0	985.0	842.6	861.9	923.5	383.9	378.5	391.6	322.8	335.7	421.9
Emerg. & Dev. Europe	903	1,019.3	946.6	727.3	633.6	662.1	700.3	374.5	363.0	362.1	307.6	321.0	392.7
Albania	914	0.8	0.7	0.7	0.3	0.1	0.9	3.9	4.6	0.1	0.0	0.1	1.9
Bosnia and Herzegovina	963	1.2	0.9	1.0	0.7	0.4	0.7	1.0	2.9	3.0	2.3	1.6	1.3
Bulgaria	918	16.8	25.8	27.1	27.5	22.6	24.2	3.6	2.5	3.0	1.9	1.2	8.9
Croatia	960	4.4	3.9	6.2	6.2	7.7	9.4	7.0	5.3	4.5	5.2	7.4	18.0
Faroe Islands	816	0.0	0.0	0.1	0.1	0.1	0.8
Gibraltar	823	0.1	9.6	18.8	14.6	14.7	14.4	0.0	0.0	0.0	0.0	0.0	0.0
Hungary	944	64.4	63.2	75.1	60.4	74.2	92.4	86.5	78.8	65.6	59.8	55.2	53.9
Kosovo	967	0.2	0.1	0.2	0.5	0.5	0.3	0.1	0.2	0.1	1.5	0.6
Macedonia, FYR	962	0.7	1.2	1.2	2.7	1.3	1.1	0.3	0.5	0.6	2.3	2.1	1.2
Montenegro	943	0.1	0.2	0.5	0.2	0.2	0.4	0.0	0.0	0.0	0.1	0.1	0.0
Poland	964	299.2	328.8	345.8	275.2	292.2	340.2	218.3	208.6	215.1	180.2	200.8	269.8
Romania	968	63.8	76.6	73.5	110.2	102.0	80.2	11.6	19.7	20.9	19.4	15.9	11.5
Serbia, Republic of	942	8.1	5.8	7.3	7.0	5.8	6.5	1.0	1.8	9.7	11.7	12.6	6.2
Turkey	186	559.6	429.8	170.1	128.1	140.3	128.7	41.2	38.2	39.4	24.5	22.7	19.4
CIS	901	373.0	300.8	254.7	206.3	197.6	221.0	9.4	15.5	29.4	15.2	14.7	29.2
Armenia	911	0.1	0.2	0.4	0.1	0.3	0.3	0.0	0.0	0.0	0.5	0.9	1.6
Azerbaijan, Rep. of	912	94.7	23.4	24.5	13.7	12.8	15.8	0.0	0.1	1.0	0.0	0.0	0.0
Belarus	913	3.5	22.8	4.8	2.4	2.7	4.2	2.7	5.1	4.2	2.3	2.7	3.0
Georgia	915	1.9	2.7	1.9	1.9	0.9	0.7	0.0	0.0	0.0	0.2	0.2
Kazakhstan	916	8.2	8.5	25.4	45.7	13.6	6.9	0.0	0.0	0.0	0.0	0.0	0.0
Kyrgyz Republic	917	0.3	0.3	0.3	0.3	0.8	0.2	0.0	0.0	0.0	0.0
Moldova	921	0.8	4.1	3.1	2.4	1.1	1.1	0.0	0.0	0.0	0.0	0.0
Russian Federation	922	243.1	207.1	171.6	124.5	142.9	174.5	5.0	3.1	17.2	7.8	5.5	16.0
Tajikistan	923	0.8	0.0	2.4	0.7	0.0	0.0	0.0	0.0	0.0	0.0
Turkmenistan	925	3.1	1.8	1.2	3.8	0.9	1.9	0.0
Ukraine	926	13.3	25.4	15.6	7.8	16.2	14.5	1.6	7.1	6.9	4.7	5.4	8.4
Uzbekistan	927	3.3	4.6	3.5	2.9	5.4	0.8	0.0	0.0	0.0	0.0
Europe n.s.	884	2.4	1.7	2.9	2.6	2.2	2.2	0.0	0.0	0.0	0.0	0.1	0.0
Mid East, N Africa, Pak	440	292.3	271.6	355.1	351.8	417.3	214.8	20.7	22.0	21.7	25.2	22.1	20.9
Afghanistan, I.R. of	512	0.6	0.4	1.1	1.3	1.1	7.0	0.0	0.0	0.0	0.0
Algeria	612	30.5	32.4	29.0	29.4	21.9	21.5	0.0	0.2	0.0	0.0	0.0	0.5
Bahrain, Kingdom of	419	4.1	2.6	1.2	2.0	2.6	8.9	0.0	3.8	1.5	2.5	0.6	0.0
Djibouti	611	0.6	4.7	6.3	0.2	0.0	0.2	0.0	0.0	0.0
Egypt	469	18.3	19.3	23.6	26.3	19.6	18.0	0.2	0.9	0.4	1.4	0.0	1.1
Iran, I.R. of	429	9.7	3.5	1.9	1.4	3.9	6.8	0.0	0.0	0.3	0.1	0.1	0.1
Iraq	433	2.3	2.2	3.0	2.6	2.4	0.7	0.0	0.0	0.0	0.0	0.0
Jordan	439	7.0	0.9	3.1	3.6	3.2	3.9	0.4	0.7	1.0	0.7	2.1	0.1
Kuwait	443	10.1	4.4	14.4	6.6	8.0	13.0	1.4	0.0	0.0	0.2	0.0	0.1
Lebanon	446	2.4	3.3	3.5	2.5	2.6	2.2	0.0	0.1	0.2	0.1	0.2	0.6
Libya	672	1.7	2.2	3.9	0.7	1.3	0.6	0.0	0.1
Mauritania	682	0.5	1.2	0.6	1.0	0.1	0.0	0.0	0.0	0.0
Morocco	686	16.9	22.7	15.1	11.9	12.7	15.5	0.4	0.4	0.1	0.2	0.1	0.5
Oman	449	3.0	1.8	1.8	1.6	2.3	4.2	0.0	0.0	1.3	6.5	0.3	0.0
Pakistan	564	11.7	13.8	12.6	12.2	8.4	7.9	0.4	0.2	0.2	0.5	0.4	0.5
Qatar	453	7.9	41.3	117.2	117.4	219.9	9.8	0.0	0.2	0.2	0.0	0.0	0.1
Saudi Arabia	456	66.4	56.2	48.3	51.3	54.4	32.1	7.6	6.3	4.8	3.8	1.0	1.8
Somalia	726	0.0	0.0	0.6	2.0
Sudan	732	0.1	0.9	0.4	1.7	1.1	2.0	0.0	0.0
Syrian Arab Republic	463	0.1	0.2	0.1	1.4	0.2	1.1	0.1	0.0
Tunisia	744	3.5	3.8	4.4	6.6	5.5	7.2	0.2	0.2	2.6	0.1	0.2	0.3
United Arab Emirates	466	94.5	52.4	62.0	68.0	46.3	52.2	9.5	7.9	7.3	9.0	17.0	15.2

Luxembourg (137)

In Millions of U.S. Dollars

		Exports (FOB)						Imports (CIF)					
		2012	2013	2014	2015	2016	2017	2012	2013	2014	2015	2016	2017
Yemen, Republic of	474	0.3	1.5	1.1	0.1	0.0	0.1	0.5	1.0	1.6	0.1
Sub-Saharan Africa	603	227.0	124.2	160.9	155.7	123.9	138.4	7.3	9.7	9.7	37.0	52.8	71.2
Angola	614	5.5	4.9	3.4	5.8	2.2	9.0	0.0	0.0	0.0
Benin	638	0.6	0.2	1.1	0.5	0.6	0.2	0.0	0.0	0.0	0.0
Botswana	616	0.0	0.2	0.1	0.6	0.1	0.1	0.0
Burkina Faso	748	1.5	8.5	0.6	1.1	1.0	1.8	0.0	0.6	0.1	0.2	0.3	0.0
Burundi	618	0.0	0.1	0.0	0.1	0.0	0.0	0.0
Cabo Verde	624	0.1	0.4	0.6	0.1	0.1	0.1	0.0	0.0	0.0
Cameroon	622	2.4	4.7	3.2	4.2	1.2	1.7	0.0	0.0	0.0	10.0	5.9	9.2
Central African Rep.	626	0.0	0.1	0.6	0.8	0.1	0.1	0.0	0.0	0.1	0.0	0.0
Chad	628	0.2	0.1	0.8	0.2	0.6	0.8	0.0	0.0	0.0	0.0	0.0
Congo, Dem. Rep. of	636	0.6	3.1	5.7	7.6	8.4	10.9	0.0	0.0	0.0	0.0	0.0
Congo, Republic of	634	1.4	2.1	4.2	0.7	2.7	1.0	0.0	0.0	0.0	0.0	0.0
Côte d'Ivoire	662	4.1	2.9	9.3	8.4	6.0	3.8	0.9	0.8	0.9	18.1	31.5	49.9
Equatorial Guinea	642	0.0	0.1	0.1	0.0	0.0	0.0
Eritrea	643	0.3	0.9	0.4	0.0	0.0	0.4	0.1
Estonia	939	9.4	11.4	11.2	8.4	18.4	8.0	1.9	2.1	4.2	2.1	2.2	2.3
Ethiopia	644	0.9	2.0	11.7	0.5	3.2	15.2	0.0	0.0	0.0	0.0	0.0
Gabon	646	4.7	5.2	1.2	1.6	0.7	0.3	0.0	0.0	0.0	0.0
Gambia, The	648	0.2	0.2	0.1	0.1	0.0	0.3
Ghana	652	5.6	5.3	5.5	5.4	5.0	5.1	3.0	3.5	3.5	2.6	1.7	2.3
Guinea	656	8.0	5.4	6.5	4.1	2.2	5.7	0.0	0.0	0.0	0.0
Guinea-Bissau	654	0.0	0.0	0.0	0.1	0.2	0.1
Kenya	664	6.0	1.6	2.5	8.7	3.7	3.7	0.1	0.3	0.2	1.0	0.0	0.3
Lesotho	666	0.0	0.0	0.0	0.0	0.1	0.0
Liberia	668	0.3	0.7	1.7	0.2	0.8	0.4	0.0
Madagascar	674	0.1	1.0	0.5	3.4	1.4	1.3	0.0	0.0	0.0	0.1	0.1	0.1
Malawi	676	0.0	0.0	0.1	0.9	0.0	0.1	0.0
Mali	678	1.0	0.2	1.8	2.2	1.7	2.6	0.0	0.0	0.0	0.0
Mauritius	684	2.3	1.8	1.4	4.6	0.8	0.7	0.2	0.2	0.0	0.0	0.0	0.0
Mozambique	688	1.1	0.5	1.2	0.8	0.9	0.1	0.4
Namibia	728	0.6	1.3	0.2	0.0	0.3	0.1	0.0	0.0	0.0	0.0	0.0	0.0
Niger	692	1.1	0.6	0.7	0.5	0.3	0.6	0.0	0.0	0.5	0.0	0.0	0.0
Nigeria	694	20.3	10.9	22.4	14.5	16.4	13.0	0.0	0.1	0.0	0.0	0.1	0.1
Rwanda	714	0.0	0.1	0.0	0.2	0.1	0.1	0.0	0.0	0.0	0.0	0.0
São Tomé & Príncipe	716	0.0	0.0	0.3
Senegal	722	0.8	4.6	4.8	2.9	3.7	3.9	0.0	0.0	0.0	0.0	0.0	0.0
Seychelles	718	0.3	0.1	0.4	0.0	0.3	0.1	0.0	0.0	0.0	0.3	0.0
Sierra Leone	724	0.4	0.3	1.4	1.2	1.0	0.3	0.0	0.0	0.0
South Africa	199	148.2	50.3	55.4	61.4	54.5	51.6	3.0	4.1	4.3	4.8	12.2	9.3
Tanzania	738	3.5	2.1	5.5	2.2	1.9	0.8	0.0	0.0	0.0	0.0	0.0	0.0
Togo	742	1.2	0.6	1.4	1.5	0.3	0.1	0.0	0.0	0.0	0.0	0.0
Uganda	746	2.1	0.8	1.6	2.2	0.7	1.4	0.0	0.0	0.0	0.0	0.0
Zambia	754	0.6	0.2	2.9	6.4	0.6	0.7	0.0	0.0	0.0	0.0	0.0
Zimbabwe	698	1.1	0.1	0.0	0.0	0.0	0.0	0.0	0.0	0.0	0.0
Western Hemisphere	205	183.4	180.6	196.0	156.2	107.8	152.8	929.8	796.2	940.8	967.6	954.5	991.7
Antigua and Barbuda	311	0.2	0.2	0.2	0.4	0.0	0.0
Argentina	213	8.9	6.9	11.4	6.8	8.4	8.0	1.4	2.3	2.1	1.9	2.1	1.8
Bahamas, The	313	0.0	0.0	0.0	0.9	0.0	0.0	0.0	0.0	0.3	0.0	0.0
Barbados	316	0.5	0.3	0.4	0.9	0.8	0.8	0.0	0.0	0.0
Belize	339	0.3	0.0	0.5	0.0	0.0	0.1
Bermuda	319	0.0	0.0	0.0	0.0	0.0	0.0	0.0	0.0	0.0	0.0	0.0	68.5
Bolivia	218	0.1	0.2	1.0	0.3	0.1	0.6	0.0	0.0	0.0	0.0
Brazil	223	43.0	59.3	48.5	66.1	26.3	51.9	8.5	8.2	7.5	6.8	59.3	23.0
Chile	228	25.7	11.0	4.8	5.0	5.8	7.6	0.1	0.0	0.4	0.2	0.2	0.2
Colombia	233	4.5	7.6	8.3	6.3	6.0	8.6	0.3	0.1	0.1	0.3	0.4	0.4
Costa Rica	238	0.0	0.1	0.1	0.2	1.0	0.8	0.0	0.1	0.0	0.0	0.0	0.0
Curacao	354	0.0	0.2	0.2	0.2
Dominican Republic	243	1.3	1.6	9.2	5.8	2.0	2.7	0.0	0.0	0.0	0.4	3.0	2.6
Ecuador	248	15.1	12.8	12.3	6.0	4.5	10.8	0.3	0.0	0.1	0.1	1.0	2.1

Luxembourg (137)

In Millions of U.S. Dollars

		Exports (FOB)						Imports (CIF)					
		2012	2013	2014	2015	2016	2017	2012	2013	2014	2015	2016	2017
El Salvador	253	0.1	0.0	0.2	0.0	0.1	0.7	0.0	0.0	0.0	0.0	0.0	0.0
Grenada	328	0.3	0.2	0.1
Guatemala	258	0.0	0.2	1.1	2.2	0.3	0.7	0.0	0.0	0.0	0.0	0.0	0.0
Guyana	336	1.6	6.5	4.0	0.6	0.7	3.2	0.0
Haiti	263	0.8	1.5	0.1	0.4	0.9	1.4	0.0	0.0	0.0	0.0	0.0	0.0
Honduras	268	0.2	0.7	1.1	0.4	1.0	1.0	0.0	0.0	0.0	0.0	0.0	0.0
Jamaica	343	0.9	0.7	0.1	0.1	0.1	0.9	0.0	0.0	0.0	0.0	0.0
Mexico	273	64.4	58.8	68.4	35.6	41.5	38.5	915.8	782.8	930.3	955.8	888.1	892.4
Netherlands Antilles	353	0.3	0.0
Nicaragua	278	0.1	0.1	0.1	0.4	0.0	0.6	0.0	0.0	0.0	0.0	0.0	0.0
Panama	283	1.9	0.6	2.0	0.6	1.4	1.9	0.0	0.0	0.0	0.1	0.0	0.0
Paraguay	288	0.0	0.2	0.1	0.3	0.1	0.4	0.0	0.0	0.0
Peru	293	1.7	5.8	6.1	7.8	3.2	3.7	0.0	0.0	0.0	0.0	0.0	0.0
Sint Maarten	352	0.0	0.2
St. Lucia	362	0.3	0.1	0.0
Suriname	366	0.8	1.3	1.7	0.9	0.1	1.6	0.0
Trinidad and Tobago	369	4.8	2.7	13.8	7.4	2.1	4.6	0.0	0.0	0.0	0.0
Uruguay	298	0.2	0.2	0.2	0.1	0.4	0.2	0.1	0.0	0.0	0.0	0.0	0.0
Venezuela, Rep. Bol.	299	5.7	1.2	0.3	0.5	0.5	0.3	0.0	0.1	0.1	1.6	0.2	0.6
Western Hem. n.s.	399	0.1	0.0	0.0	0.0	0.0	0.0	3.2	2.4	0.0	0.0	0.0	0.0
Other Countries n.i.e	910	0.3	0.2	0.0	0.1	0.1	0.1	0.0	0.0	0.1	0.0
Cuba	928	0.3	0.1	0.0	0.1	0.1	0.1	0.0	0.0	0.0	0.0
Korea, Dem. People's Rep.	954	0.0	0.1	0.0	0.1
Special Categories	899	0.1	0.3	0.2	0.0	0.0
Countries & Areas n.s.	898	275.8	161.2	165.5	255.5	117.3	120.7	3.0	7.9	15.0	11.2	16.2	13.9
Memorandum Items													
Africa	605	279.1	189.9	217.3	208.4	165.2	184.8	7.9	10.4	12.5	37.3	53.1	72.5
Middle East	405	228.0	191.7	285.0	285.6	366.5	153.4	19.7	21.0	18.7	24.5	21.4	19.1
European Union	998	14,638.1	14,778.4	15,584.3	14,148.6	12,977.5	13,164.5	21,026.5	21,068.9	21,365.3	16,831.5	16,840.6	18,808.2
Export earnings: fuel	080	645.6	490.4	574.8	512.2	569.0	398.1	24.7	23.0	35.7	32.1	26.3	37.1
Export earnings: nonfuel	092	18,232.1	17,951.4	18,531.5	16,632.5	15,245.6	15,351.5	27,300.6	26,648.7	26,624.0	23,256.8	21,747.4	22,624.2

Macedonia, FYR (962)

In Millions of U.S. Dollars

		Exports (FOB)						Imports (CIF)					
		2012	2013	2014	2015	2016	2017	2012	2013	2014	2015	2016	2017
IFS World		4,015.4	4,298.8	4,969.7	4,535.4	4,786.5	5,663.7	6,522.4	6,619.6	7,303.0	6,427.1	6,751.2	7,716.6
World	001	4,097.8	4,393.3	5,040.6	4,579.0	4,787.2	5,602.4	6,562.3	6,661.3	7,348.0	6,442.1	6,757.5	7,641.2
Advanced Economies	110	2,327.2	2,701.5	3,387.8	3,074.1	3,409.7	3,946.4	3,516.5	3,807.6	4,119.8	3,471.8	3,681.6	4,180.3
Euro Area	163	2,039.2	2,450.5	3,122.0	2,862.0	3,157.6	3,654.3	2,443.6	2,501.2	2,681.7	2,425.9	2,429.6	2,790.0
Austria	122	49.0	47.4	51.5	40.6	43.2	71.0	119.2	143.7	143.6	135.6	131.4	133.9
Belgium	124	41.6	67.6	151.6	143.0	189.3	199.6	35.1	49.2	71.3	74.8	95.2	133.4
Cyprus	423	1.0	1.4	1.0	0.8	0.7	0.5	3.5	1.5	1.1	1.0	0.8	1.3
Estonia	939	0.3	0.5	0.4	0.1	0.8	4.1	0.9	0.5	0.8	0.7	1.0	1.0
Finland	172	0.5	0.6	1.8	9.6	1.1	1.3	6.0	6.2	13.3	9.2	8.9	10.1
France	132	20.3	25.7	38.6	39.2	25.2	44.5	86.7	94.8	105.1	101.7	97.1	116.1
Germany	134	1,180.7	1,539.5	2,046.1	1,990.1	2,248.6	2,638.5	634.4	694.1	807.3	808.9	829.9	909.2
Greece	174	188.5	213.7	227.7	165.7	163.3	202.7	804.3	698.5	668.0	499.3	497.2	616.6
Ireland	178	0.1	0.7	0.3	0.2	0.3	1.3	15.6	17.1	16.9	15.9	15.7	21.8
Italy	136	281.2	286.8	310.2	181.4	175.2	184.0	401.7	430.0	459.2	386.0	384.9	424.9
Latvia	941	2.4	2.2	3.2	2.9	3.3	4.1	0.7	0.5	1.0	0.8	0.7	0.8
Lithuania	946	2.5	1.9	1.3	1.5	2.5	3.1	1.9	1.1	1.5	1.6	2.4	2.9
Luxembourg	137	0.0	0.4	0.6	0.8	1.2	1.1	2.7	2.1	2.0	3.3	2.5	1.9
Malta	181	0.1	0.1	0.1	0.1	0.1	0.2	0.8	0.3	0.6	0.1	2.1	0.1
Netherlands	138	66.0	68.2	71.3	58.0	61.6	75.4	64.7	82.0	95.9	114.3	82.8	101.4
Portugal	182	11.2	11.9	7.2	4.3	8.5	10.4	8.2	9.9	14.1	22.5	28.7	30.1
Slovak Republic	936	72.7	78.1	82.1	67.2	49.4	30.1	31.6	35.0	35.7	44.6	36.4	43.8
Slovenia	961	74.3	59.5	56.8	55.7	65.9	76.0	150.4	167.4	158.3	128.9	138.8	157.1
Spain	184	46.9	44.8	69.9	100.8	117.3	106.6	75.4	67.3	86.1	76.5	73.0	83.4
Australia	193	5.1	5.8	5.6	5.1	5.6	6.0	3.0	1.9	2.3	1.7	3.0	3.1
Canada	156	3.5	4.6	5.5	5.3	4.2	5.4	22.2	31.9	12.0	8.2	5.7	7.1
China,P.R.: Hong Kong	532	1.3	2.8	2.7	3.0	4.0	7.1	4.0	2.8	3.1	2.4	2.5	3.5
China,P.R.: Macao	546	0.0	0.0	0.1	0.0	0.0	0.0	0.1	0.0	0.0
Czech Republic	935	34.9	28.7	32.6	29.3	42.4	60.9	71.5	90.8	92.4	77.3	99.4	116.7
Denmark	128	7.1	9.6	9.5	7.1	5.1	7.0	24.5	38.3	40.8	15.0	17.4	18.4
Iceland	176	0.0	0.0	0.0	0.0	0.0	0.0	0.3	0.3	0.1	0.3	0.1	0.2
Israel	436	2.8	3.7	4.4	4.3	4.7	5.6	25.4	12.6	8.6	30.4	24.0	22.4
Japan	158	1.5	1.6	1.2	1.1	0.7	0.6	48.4	55.8	64.1	56.6	76.4	104.1
Korea, Republic of	542	57.9	0.7	0.1	0.7	0.7	1.5	23.1	29.2	32.6	26.3	24.1	26.3
New Zealand	196	0.1	0.1	0.1	0.1	0.1	0.2	0.8	1.1	0.7	0.2	0.1	0.2
Norway	142	0.4	0.8	1.1	1.2	1.9	2.4	3.6	2.8	3.3	3.4	7.4	5.1
San Marino	135	0.2	0.2	0.0	0.0	0.0	0.0	0.0	0.0	0.0
Singapore	576	0.6	0.4	0.3	0.2	0.2	0.3	3.6	3.4	3.6	2.8	3.3	5.8
Sweden	144	11.3	12.7	15.4	12.3	13.5	16.5	25.6	28.5	32.2	24.0	29.3	29.9
Switzerland	146	33.3	42.2	52.5	42.8	31.8	35.9	148.0	130.4	76.7	54.6	60.5	64.7
Taiwan Prov.of China	528	8.9	10.1	12.7	12.1	28.1	11.1	24.4	25.5	28.5	25.8	21.9	26.1
United Kingdom	112	62.9	80.9	68.9	47.0	58.4	76.1	560.9	726.9	893.2	620.5	726.8	780.1
United States	111	56.4	46.0	53.1	40.5	50.8	55.4	83.6	124.5	143.7	96.3	150.1	176.5
Emerg. & Dev. Economies	200	1,770.6	1,690.7	1,652.6	1,504.8	1,377.5	1,656.0	3,044.9	2,853.3	3,227.7	2,969.8	3,075.3	3,460.2
Emerg. & Dev. Asia	505	183.4	137.4	120.4	160.1	71.8	80.9	666.8	619.4	629.9	558.5	604.2	617.6
Bangladesh	513	0.0	0.4	0.2	0.1	0.1	0.1	3.8	6.5	7.3	6.9	8.8	9.9
Bhutan	514	0.3	0.4
Cambodia	522	0.1	0.4	1.1	1.5	1.8	2.5	3.3
China,P.R.: Mainland	924	158.8	107.0	92.6	142.8	47.8	57.1	374.9	379.7	433.0	390.5	421.2	441.4
India	534	24.0	29.4	22.0	13.8	19.2	13.2	50.9	68.7	48.2	48.4	45.3	41.2
Indonesia	536	0.0	0.1	4.4	2.0	0.3	8.2	114.7	65.3	34.8	15.0	40.2	20.4
Malaysia	548	0.2	0.1	0.2	0.3	0.1	0.0	26.7	23.0	22.0	16.0	15.9	18.4
Mongolia	948	0.2	0.1	0.0	0.0	0.0	0.0	0.0	0.0	0.0
Myanmar	518	0.0	0.2	0.2	0.2	0.1	0.3	0.5
Papua New Guinea	853	0.3	0.0
Philippines	566	0.0	0.0	0.0	0.1	0.3	0.2	31.8	2.9	3.7	2.6	2.1	2.2
Sri Lanka	524	0.0	0.1	0.0	2.0	1.5	1.9	1.8	1.7	2.3
Thailand	578	0.1	0.1	0.3	0.3	0.6	0.7	23.4	23.3	24.1	22.4	24.7	20.5
Tuvalu	869	0.1	0.0	0.0	0.0	0.0
Vietnam	582	0.3	0.0	0.4	0.6	3.1	1.0	11.8	18.5	22.2	27.4	41.4	57.0
Asia n.s.	598	0.2	0.2	26.0	28.8	30.6	25.4	0.0	0.0

Macedonia, FYR (962)

In Millions of U.S. Dollars

		Exports (FOB)						Imports (CIF)					
		2012	2013	2014	2015	2016	2017	2012	2013	2014	2015	2016	2017
Europe	170	1,561.3	1,529.3	1,497.4	1,312.3	1,279.4	1,548.8	2,227.3	2,027.9	2,306.1	1,992.5	2,096.0	2,398.0
Emerg. & Dev. Europe	903	1,502.2	1,465.7	1,435.7	1,263.2	1,214.8	1,477.5	1,762.9	1,756.1	2,039.7	1,778.0	1,898.3	2,163.7
Albania	914	75.7	78.6	74.9	66.0	62.8	74.1	35.0	38.3	47.8	44.8	41.5	68.2
Bosnia and Herzegovina	963	84.5	95.5	93.1	79.5	82.0	84.4	71.0	63.5	64.2	62.6	73.7	72.6
Bulgaria	918	287.2	325.7	327.9	270.8	246.5	331.2	407.8	367.2	384.5	340.5	311.7	329.2
Croatia	960	98.5	100.4	94.0	80.0	89.3	86.2	121.0	115.1	111.7	99.2	101.9	104.2
Faroe Islands	816	0.1	0.0	0.0	0.0	0.1	0.0
Hungary	944	9.1	8.3	17.9	21.8	45.1	81.1	52.7	55.3	84.6	69.7	140.1	207.4
Kosovo	967	87.4	98.3	123.7	118.3	208.9	218.9	15.5	16.2	18.2	16.4	33.1	36.9
Montenegro	943	31.5	32.8	31.8	26.3	27.6	32.5	2.7	3.7	3.9	4.8	5.8	6.2
Poland	964	18.2	18.9	18.9	27.7	32.4	58.6	100.3	101.3	101.6	95.5	119.0	217.6
Romania	968	52.8	87.2	94.6	107.4	134.7	175.6	120.1	126.8	210.3	206.6	213.9	212.9
Serbia, Republic of	942	690.6	548.4	491.4	392.1	214.8	247.6	511.3	552.5	635.2	518.4	508.3	542.4
Turkey	186	66.8	71.8	67.6	73.4	70.7	87.4	325.4	316.1	377.8	319.4	349.3	366.0
CIS	901	59.1	63.6	61.7	49.1	64.6	71.2	464.4	271.8	266.4	214.5	197.8	234.3
Armenia	911	0.2	0.1	0.3	0.4	0.5	0.4	0.0	0.0	0.0
Azerbaijan, Rep. of	912	0.8	0.5	0.6	0.5	0.3	0.6	0.1	0.0	0.0	0.0	0.0
Belarus	913	5.5	7.7	7.5	4.3	2.1	3.0	4.1	8.6	12.9	3.9	2.2	1.9
Georgia	915	0.2	0.2	0.4	0.8	1.5	0.5	0.0	0.0	0.0	0.0	0.0	0.1
Kazakhstan	916	0.8	0.3	0.1	0.0	0.4	0.9	6.0	2.8	1.8	0.8	0.4	7.7
Kyrgyz Republic	917	0.0	0.0	0.0	2.3	1.8	2.1	2.1	2.3	3.0
Moldova	921	0.5	0.4	1.0	1.0	4.2	5.1	0.7	0.9	2.1	1.9	2.4	2.3
Russian Federation	922	33.1	31.6	42.1	35.1	49.0	54.1	362.1	163.6	140.1	154.0	143.0	147.9
Tajikistan	923	0.1	0.0	0.0	0.0	0.0	0.0	0.1	0.0	0.0
Turkmenistan	925	0.1	0.1	0.2	0.2	0.1	2.2	1.1	1.5	0.6	0.9	0.1
Ukraine	926	17.9	22.5	9.5	6.7	6.7	6.6	86.9	92.6	105.8	50.9	46.1	70.7
Uzbekistan	927	0.0	0.0	0.3	0.2	0.3	0.5	0.6
Mid East, N Africa, Pak	440	16.4	12.8	19.2	13.1	10.4	17.4	30.3	41.0	60.5	57.5	66.6	60.0
Afghanistan, I.R. of	512	0.6	0.2	0.3	0.3	0.1	0.0	0.0	0.0	0.0	0.0	0.0	0.0
Algeria	612	0.3	1.0	0.1	0.7	0.5	0.1	7.0	12.0	6.9	3.5	3.1	1.4
Bahrain, Kingdom of	419	0.0	0.0	0.0	0.1	0.0	0.0	0.0	0.0	0.0	0.0	0.0	0.0
Egypt	469	0.8	0.9	1.9	1.1	0.7	3.9	5.3	5.8	4.7	4.7	4.3	5.6
Iran, I.R. of	429	0.1	0.2	0.8	0.3	0.4	0.4	2.9	1.8	1.6	2.5	4.8	4.8
Iraq	433	4.5	4.7	6.0	2.8	1.9	2.0	0.0	0.0	0.0	0.4	0.2
Jordan	439	0.4	0.3	1.3	0.8	0.4	0.3	0.0	0.0	0.1	0.2	0.0	0.0
Kuwait	443	0.1	0.0	0.2	0.2	0.0	0.1	0.8	0.2	0.1	0.0	0.0	0.0
Lebanon	446	0.2	0.2	0.2	0.2	0.2	0.3	0.0	0.0	0.0	5.5	6.8	0.1
Libya	672	0.8	0.4	0.4	0.3	0.4	0.7	0.0	0.4	0.0
Morocco	686	0.0	0.2	0.0	0.0	0.1	0.1	1.3	2.4	8.7	15.3	21.6	23.5
Oman	449	0.0	0.4	0.4	0.5	0.1	0.1	2.5	0.1	1.4	1.8
Pakistan	564	0.0	0.1	1.2	0.7	0.6	0.8	5.8	6.7	5.4	3.8	3.2	3.2
Qatar	453	0.0	0.5	0.1	0.4	0.1	0.4	0.5	1.2	1.1	1.7	2.3	1.5
Saudi Arabia	456	2.6	0.1	1.4	1.4	1.5	1.7	3.5	4.2	15.8	7.5	8.9	7.4
Sudan	732	0.1	0.1	0.0	0.0	2.2	0.0	0.1	0.1	0.1	0.1
Syrian Arab Republic	463	0.2	0.0	0.1	0.1	0.1	0.2	0.1	0.1	0.0	0.0	0.0	0.1
Tunisia	744	0.1	0.0	0.5	0.0	0.3	0.0	1.5	4.2	11.3	10.8	7.5	8.5
United Arab Emirates	466	5.7	3.6	4.8	3.2	2.5	3.1	1.1	2.1	2.2	1.7	1.7	1.8
West Bank and Gaza	487	0.0	0.2
Yemen, Republic of	474	0.2	0.1	0.1	0.0	0.1	0.5	0.2	0.0	0.0
Sub-Saharan Africa	603	1.7	1.7	3.3	13.8	7.2	2.5	10.6	8.1	47.6	191.3	178.0	258.0
Benin	638	0.1	0.1	0.0
Cameroon	622	0.0	0.1	0.2	0.1	0.0	0.1	0.1	0.0
Central African Rep.	626	0.0	0.0	0.0	0.0	0.0	0.1	0.0	0.0	0.0	0.0
Côte d'Ivoire	662	0.0	0.0	0.1	0.2	0.1	0.2	0.5	0.5	1.0	1.9	2.4	1.7
Equatorial Guinea	642	0.0	0.0	0.0	0.0	0.0	0.1	0.0	0.0
Estonia	939	0.3	0.5	0.4	0.1	0.8	4.1	0.9	0.5	0.8	0.7	1.0	1.0
Ethiopia	644	0.0	0.1	0.7	0.2	0.1	0.1	0.0
Gabon	646	0.0	0.1	0.0	0.1
Gambia, The	648	0.0	0.1	0.0	0.0	0.0	0.0
Ghana	652	0.0	0.1	0.0	0.8	0.0	0.0	0.9	1.7	2.0	1.3	0.9	1.6

Macedonia, FYR (962)

In Millions of U.S. Dollars

		Exports (FOB)						Imports (CIF)					
		2012	2013	2014	2015	2016	2017	2012	2013	2014	2015	2016	2017
Guinea	656	0.1	0.1	0.1	0.0	0.1	0.0	0.0	0.0
Kenya	664	0.6	0.2	0.0	0.0	0.0	0.1	0.0	0.1	0.1	0.2	0.2	0.5
Madagascar	674	0.0	0.2	0.1	0.1	0.0	0.1	0.1
Malawi	676	0.5	0.3	0.4	0.2	0.0	0.1
Mali	678	0.0	0.0	0.0	0.1	0.0	0.0	0.0	0.0	0.0
Mauritius	684	0.0	0.0	0.1	0.1	0.3	0.3	0.2	0.1	0.1	0.2
Mozambique	688	0.0	0.0	0.1	0.9	0.0	2.1
Namibia	728	0.0	0.0	0.0	0.0	0.0	1.1	0.0
Nigeria	694	0.2	0.2	0.2	0.0	0.1	1.1	0.3	0.1	0.2	0.2	0.1	0.1
Rwanda	714	0.0	0.3	0.6
Senegal	722	0.0	0.0	0.1	0.4	0.4	0.3	0.1	0.0	0.0
Seychelles	718	0.0	0.5	0.0	0.0	0.0	0.0	0.0	0.0
Sierra Leone	724	0.0	0.3	0.0	0.0	0.0	0.0	0.0	1.5	0.0	0.0	0.0
South Africa	199	0.5	0.3	2.9	12.4	6.7	0.6	5.7	1.6	40.4	184.7	173.0	250.1
Tanzania	738	0.0	0.0	0.0	0.0	0.0	0.2	0.5	0.6	0.5	0.3	0.4
Togo	742	0.0	0.0	0.1	0.1	0.0
Uganda	746	0.0	0.0	0.0	0.0	0.0	0.9	0.4	0.4	0.4	0.5	0.4
Western Hemisphere	205	7.7	9.5	12.3	5.6	8.6	6.4	109.9	156.8	183.6	170.0	130.4	126.6
Argentina	213	3.8	0.0	4.4	0.9	1.9	0.0	13.5	14.1	16.0	16.0	14.2	16.5
Bahamas, The	313	0.0	0.2	0.2	0.0	0.0	0.0
Belize	339	0.0	0.0	0.3	0.0	0.0	0.0	0.0	0.0	0.0	0.1
Bolivia	218	0.0	0.0	0.0	0.1	0.1	0.2	0.1	0.1
Brazil	223	2.1	4.5	4.4	3.0	2.7	3.0	62.3	61.1	47.6	41.6	43.0	44.2
Chile	228	0.1	0.0	0.0	0.0	1.2	1.0	1.0	1.0	2.0	1.0
Colombia	233	0.2	3.1	0.8	0.2	0.3	0.0	7.5	10.9	16.0	8.0	6.0	7.3
Costa Rica	238	0.0	0.2	0.0	0.0	0.0	1.4	3.1	7.9	3.2	0.5	0.8
Dominican Republic	243	0.0	0.6	0.7	0.9	0.8	0.9	1.2
Ecuador	248	0.1	0.4	11.9	11.4	7.4	9.3	13.6	8.9
El Salvador	253	0.0	0.0	0.0	0.0	0.1	0.0	0.0	0.0
Falkland Islands	323	0.0	0.1	0.1	0.1	0.1	0.0
Guatemala	258	0.9	43.8	75.4	79.0	16.2	16.9
Honduras	268	0.0	0.0	0.1	0.5	0.1	0.0	0.0	0.2
Mexico	273	1.4	1.4	1.8	1.4	3.3	3.2	4.8	3.5	7.1	7.2	17.7	19.1
Nicaragua	278	0.0	0.0	0.0	0.0	0.0	0.1	0.0	0.0	0.0
Panama	283	0.2	0.0	0.0	0.2	0.0	0.0	0.0	0.0	0.0	0.0	0.0
Peru	293	0.0	0.0	0.0	0.0	0.4	0.6	0.9	0.8	0.7	0.4
Uruguay	298	0.0	0.1	0.0	0.5	0.4	2.5	2.4	15.3	9.6
Venezuela, Rep. Bol.	299	0.0	0.0	4.5	5.2	0.4	0.0	0.0	0.0
Western Hem. n.s.	399	0.0	0.0	0.1	0.0
Other Countries n.i.e	910	0.0	1.1	0.2	0.0	0.0	0.9	0.5	0.5	0.5	0.3	0.7
Cuba	928	0.0	0.1	0.1	0.2	0.1	0.1	0.2
Korea, Dem. People's Rep.	954	1.1	0.2	0.0	0.0	0.7	0.3	0.3	0.4	0.1	0.6
Countries & Areas n.s.	898	0.0	0.0	0.3	0.0
Memorandum Items													
Africa	605	2.1	3.0	4.0	14.6	8.2	4.9	20.4	26.8	74.5	221.0	210.3	291.5
Middle East	405	15.4	11.2	17.1	11.3	8.8	14.2	14.6	15.6	28.1	23.9	31.1	23.3
European Union	998	2,621.1	3,122.9	3,801.5	3,465.4	3,825.0	4,547.4	3,928.0	4,151.5	4,633.1	3,974.1	4,189.0	4,806.5
Export earnings: fuel	080	49.6	46.5	58.1	46.0	57.9	66.4	410.8	216.9	197.8	190.0	187.1	191.1
Export earnings: nonfuel	092	4,048.2	4,346.7	4,982.5	4,532.9	4,729.3	5,536.0	6,151.5	6,444.4	7,150.2	6,252.0	6,570.3	7,450.2

Madagascar (674)

In Millions of U.S. Dollars

		Exports (FOB)						Imports (CIF)					
		2012	2013	2014	2015	2016	2017	2012	2013	2014	2015	2016	2017
IFS World		1,236.4	2,486.4
World	001	1,320.0	1,747.4	2,247.7	2,182.3	2,302.6	2,908.1	2,671.6	2,710.0	3,371.3	2,978.6	2,992.4	3,688.5
Advanced Economies	110	802.2	1,199.0	1,711.9	1,560.2	1,680.1	2,093.7	670.8	601.5	769.9	786.9	727.5	943.1
Euro Area	163	559.2	758.5	1,018.7	893.5	950.9	1,118.0	358.2	338.9	464.1	414.5	433.4	532.7
Austria	122	1.6	0.8	0.4	0.1	0.2	0.6	1.4	1.1	1.9	1.5	1.8	2.6
Belgium	124	16.8	60.8	145.8	94.3	28.0	24.7	26.8	26.9	32.3	27.9	31.4	42.7
Cyprus	423	0.0	0.1	0.1	0.1	0.1	0.1	0.1	0.1	0.0	0.3	0.1
Estonia	939	0.7	0.7	0.1	0.1	0.4	0.6	0.7	0.8	1.0	1.1	0.7	0.1
Finland	172	0.5	2.6	3.5	2.1	4.2	5.3	4.7	1.4	2.5	2.6	1.1	3.9
France	132	356.9	413.6	526.2	437.0	541.9	645.3	160.5	160.3	203.7	183.1	205.7	243.1
Germany	134	76.5	91.1	99.4	126.0	189.6	203.5	62.7	59.4	91.5	78.4	71.7	100.7
Greece	174	2.0	1.2	2.3	2.1	1.4	1.2	1.0	2.1	2.1	2.0	2.0	1.5
Ireland	178	0.1	0.3	0.6	2.2	1.1	3.0	1.1	1.1	1.5	1.5	1.4	2.3
Italy	136	38.3	41.3	41.1	24.9	23.0	29.7	36.1	26.8	50.4	47.3	47.2	49.9
Latvia	941	0.1	0.1	0.3	0.3	0.4	1.4	0.8	1.9	1.7	0.2	0.1
Lithuania	946	0.0	0.0	0.0	0.1	0.7	0.4	1.0	0.4	0.1	1.0
Luxembourg	137	0.1	0.0	0.1	0.1	0.1	0.0	0.4	0.6	0.5	3.9	1.7	0.7
Malta	181	0.0	0.0	0.1	0.3	0.0	0.0	0.3	0.6	0.8
Netherlands	138	27.5	97.5	146.6	146.0	98.4	133.9	10.6	8.6	12.1	15.0	19.9	23.7
Portugal	182	6.7	16.4	4.9	4.1	7.4	5.3	4.2	3.7	5.2	8.3	12.6	13.2
Slovak Republic	936	0.1	0.2	0.1	0.1	0.1	3.3	2.4	2.3	1.8	2.1	3.1
Slovenia	961	0.0	0.1	0.1	0.2	0.1	0.5	0.3	0.3	0.6	0.4	0.8
Spain	184	31.3	31.9	47.2	53.9	54.4	64.6	41.4	42.3	53.9	36.9	32.5	42.4
Australia	193	1.5	3.3	4.8	3.7	6.7	10.0	18.3	15.2	16.3	10.3	7.5	9.5
Canada	156	69.5	73.8	67.1	50.8	37.3	59.5	16.3	15.2	18.0	18.1	10.3	12.2
China,P.R.: Hong Kong	532	14.6	12.3	13.3	11.8	9.3	22.3	3.1	3.5	3.8	3.7	3.7	5.6
Czech Republic	935	0.1	0.2	0.3	0.2	0.3	0.5	1.8	3.2	5.2	7.8	6.9	8.1
Denmark	128	1.0	0.8	1.1	0.8	0.9	1.5	2.1	2.7	3.1	2.5	5.4	3.5
Iceland	176	0.0	4.7	0.0	0.0	0.0	0.0	0.4	0.0	0.0	0.0
Israel	436	0.2	0.1	0.2	0.2	0.4	0.3	0.5	0.9	2.7	1.9	1.9	1.1
Japan	158	6.1	74.3	144.1	114.4	115.1	97.8	45.8	39.0	51.1	46.5	53.1	59.3
Korea, Republic of	542	17.2	72.9	139.2	113.7	96.2	74.5	36.2	28.4	29.9	35.9	38.3	102.8
New Zealand	196	0.1	0.1	0.2	0.3	0.2	0.3	0.4	0.4	0.3	1.3	1.7	1.9
Norway	142	0.1	1.0	1.2	0.9	0.1	0.2	0.6	0.2	0.4	0.4	0.2	0.4
Singapore	576	49.5	26.7	22.4	31.3	70.7	84.3	38.2	18.8	10.0	42.0	5.1	6.3
Sweden	144	1.5	3.7	46.6	39.7	31.3	29.4	5.9	3.4	13.7	8.6	4.8	5.3
Switzerland	146	3.7	7.6	9.8	7.8	12.5	11.6	5.4	4.6	8.2	4.2	4.5	5.4
Taiwan Prov. of China	528	0.5	1.7	7.3	12.9	16.7	8.0	12.7	10.6	16.5	17.6	20.6	34.0
United Kingdom	112	23.2	30.7	48.6	43.7	39.2	44.1	26.0	21.9	24.1	43.5	23.7	52.6
United States	111	54.4	127.0	187.0	234.5	292.4	531.3	99.1	94.5	102.0	128.3	106.2	102.4
Emerg. & Dev. Economies	200	357.6	369.0	445.9	527.6	519.3	678.6	1,972.7	2,080.0	2,562.0	2,140.8	2,234.0	2,716.7
Emerg. & Dev. Asia	505	223.4	187.7	215.8	311.7	289.3	361.3	659.8	710.8	924.4	918.6	1,027.9	1,337.2
Bangladesh	513	1.7	0.8	1.7	2.2	1.6	0.6	0.7	0.3	0.4	0.5	1.0	1.6
Cambodia	522	0.0	0.3	0.0	0.0	0.1	0.0	0.2	0.1	0.1	0.3
China,P.R.: Mainland	924	102.6	114.9	100.5	143.0	144.2	172.7	380.0	400.5	512.5	539.4	632.7	758.5
F.T. French Polynesia	887	0.1	0.0	0.0	0.0	0.1	0.2	0.2	0.2	0.3	0.2
F.T. New Caledonia	839	0.2	0.0	0.0	0.1	0.1	0.0	0.2	0.0	0.0	0.0	0.0	0.0
India	534	67.1	39.6	68.2	118.5	84.7	90.0	129.8	149.5	209.5	181.0	193.6	273.3
Indonesia	536	20.9	2.9	6.9	4.9	9.9	24.3	34.5	39.2	39.1	38.6	43.7	64.9
Lao People's Dem.Rep	544	0.0	0.0	0.0	0.1	0.0	0.4	1.0
Malaysia	548	4.3	6.5	8.2	6.9	5.7	3.3	30.4	37.4	57.8	57.8	81.5	82.2
Maldives	556	0.0	0.0	0.1	0.0	0.0
Marshall Islands	867	0.0	0.0	0.3	0.0
Mongolia	948	0.0	0.0	0.1
Myanmar	518	0.0	0.1	0.0	10.4	0.2	0.0	0.5	58.5
Nepal	558	0.1	0.1	0.0	0.2	0.0	0.2	0.0
Papua New Guinea	853	0.1	0.0	0.0	0.0	0.0
Philippines	566	0.4	0.1	0.0	0.1	0.1	0.2	1.0	0.3	0.6	0.4	0.5	0.8
Solomon Islands	813	0.0	0.0	0.1
Sri Lanka	524	0.6	0.3	0.7	1.5	3.0	2.6	0.2	0.3	1.2	1.8	0.8	0.4

Madagascar (674)

In Millions of U.S. Dollars

		Exports (FOB)						Imports (CIF)					
		2012	2013	2014	2015	2016	2017	2012	2013	2014	2015	2016	2017
Thailand	578	9.8	9.2	10.6	7.9	4.1	9.7	50.5	44.9	64.3	43.5	30.6	48.2
Vietnam	582	15.8	12.9	18.8	26.3	35.8	57.3	8.1	25.2	16.8	33.6	17.8	19.6
Asia n.s.	598	13.7	12.8	21.7	21.4	24.5	27.6
Europe	170	5.2	9.1	13.3	12.7	6.9	11.5	269.2	240.4	290.1	234.6	206.0	211.4
Emerg. & Dev. Europe	903	2.4	6.5	8.9	10.8	4.2	8.9	66.5	54.6	75.9	74.0	78.4	92.0
Albania	914	0.1	0.0	0.0	0.0	0.0	0.0	0.0	0.0
Bosnia and Herzegovina	963	0.1	0.0	0.0	0.0	0.0	0.0	0.0
Bulgaria	918	0.0	0.3	0.1	0.0	0.1	0.1	0.6	0.8	2.1	1.0	0.4	0.5
Croatia	960	0.0	0.1	0.0	0.0	0.0	0.0	0.7	0.0	0.1	0.0	0.1	0.2
Hungary	944	0.0	0.0	0.1	0.0	0.0	0.1	1.8	1.6	1.4	2.0	2.5	4.2
Montenegro	943	e 0.1	e 0.1	e 0.1	e 0.0	e 0.1	e 0.0
Poland	964	0.2	0.4	0.6	0.2	0.1	0.2	3.6	3.8	4.0	4.3	3.9	7.2
Romania	968	0.3	0.3	0.2	2.9	1.9	1.8	1.6	1.1	4.7	5.4	5.8	9.0
Serbia, Republic of	942	0.0	0.0	0.0	0.0	0.0	0.0	0.3
Turkey	186	1.7	5.2	7.7	7.5	1.8	6.7	58.2	47.3	63.6	61.2	65.6	70.7
CIS	901	2.8	2.5	4.4	1.9	2.7	2.5	2.8	4.3	13.2	12.4	3.9	6.4
Azerbaijan, Rep. of	912	0.0	0.1	0.1	0.0
Belarus	913	0.0	0.8	0.3	1.3	1.1	1.6
Georgia	915	0.1	2.5	0.0	0.0	0.0	0.0	0.0	0.0	0.1	0.0
Kazakhstan	916	0.0	0.0	0.0	0.0	6.6	0.0
Russian Federation	922	2.0	2.0	1.4	1.4	2.5	2.3	1.3	3.1	12.4	3.8	1.7	2.4
Ukraine	926	0.8	0.4	0.5	0.4	0.2	0.1	1.3	0.4	0.4	0.8	0.9	2.4
Uzbekistan	927	0.0	0.1	0.0	0.0
Europe n.s.	884	0.0	0.0	0.0	0.0	0.0	0.0	199.9	181.5	201.0	148.2	123.6	112.9
Mid East, N Africa, Pak	440	41.2	36.1	44.5	40.1	48.5	109.0	732.9	822.0	993.6	650.2	661.3	751.2
Afghanistan, I.R. of	512	0.1	0.0	0.3	0.0	0.0	0.0	0.0	0.0	0.0
Algeria	612	2.1	1.7	1.1	0.5	0.3	0.6	0.1	0.0	3.2	0.0	0.0	0.0
Bahrain, Kingdom of	419	0.1	0.0	0.1	0.1	0.0	0.0	158.3	58.4	132.0	203.7	23.1	2.9
Djibouti	611	0.1	0.0	0.9	2.2	0.0	0.2	0.0	0.0	0.0	0.0	0.0	0.0
Egypt	469	3.4	5.6	6.1	2.8	2.3	1.5	46.8	30.0	46.8	43.8	52.6	86.5
Iran, I.R. of	429	0.0	0.1	0.0	0.1	0.0	1.0	0.4	0.3	0.5	0.6	5.0
Iraq	433	0.0	0.0	0.0	0.2	0.3	0.7	0.0	0.0
Jordan	439	0.1	0.4	0.6	0.1	0.0	0.1	0.0	0.0	0.1	0.0	0.1	0.1
Kuwait	443	0.7	0.9	1.5	1.0	0.2	0.6	0.2	0.1	0.1	3.7	75.2	18.3
Lebanon	446	0.1	0.1	0.2	0.0	0.2	0.0	0.0	0.2	0.1	0.6	0.0	0.0
Libya	672	0.0	0.1	0.0	0.0	0.0	0.0	0.0	0.0
Mauritania	682	0.0	0.0	0.0	0.0	0.2	0.0	0.1	0.1
Morocco	686	3.7	8.5	10.9	6.2	7.3	13.5	5.1	6.0	5.2	5.6	4.1	6.2
Oman	449	0.1	0.1	0.0	1.0	0.1	1.2	25.9	0.3	0.5	9.7	22.8	1.0
Pakistan	564	6.9	4.3	6.8	6.6	5.7	3.9	65.4	96.6	134.4	101.1	101.6	146.3
Qatar	453	0.0	0.0	0.1	0.0	0.2	0.1	29.1	63.4	74.2	66.5	60.9	52.5
Saudi Arabia	456	11.4	3.2	4.7	4.0	2.9	3.2	9.5	10.4	16.5	22.6	149.3	152.7
Somalia	726	0.0	0.1	0.0
Sudan	732	0.6	0.4	0.7	0.0	0.8	0.1	0.1	0.1	0.1	0.1	0.1	0.1
Syrian Arab Republic	463	0.1	0.0	0.3	0.6	0.0	0.0	0.0	0.0	0.0
Tunisia	744	0.2	0.1	0.3	0.5	0.4	0.5	1.8	1.3	2.1	2.7	3.6	3.0
United Arab Emirates	466	11.2	10.5	9.0	14.2	24.7	78.9	389.5	554.7	577.8	189.4	167.0	276.4
Yemen, Republic of	474	0.4	0.1	0.9	3.0	3.4	0.0	0.0
Sub-Saharan Africa	603	80.8	131.4	170.0	157.5	172.2	194.1	271.0	262.2	292.4	274.6	277.6	329.8
Angola	614	0.0	0.1	4.6	1.5	0.4	0.0
Benin	638	0.4	0.2	1.8	1.3	1.9	0.0	0.0	0.2	0.0	0.1	0.0
Botswana	616	0.3	0.1	0.1	0.1	0.0	0.0	0.0	0.0	0.0	0.0
Burkina Faso	748	0.0	0.0	0.0	0.3	0.0	0.3	0.0	0.0	0.0	0.0	0.0	0.0
Burundi	618	0.0	0.0	0.0	0.4	0.4	0.0	0.0
Cameroon	622	0.0	0.2	0.1	0.2	0.1	0.0	0.4	0.4	0.3	1.2	0.5	0.1
Chad	628	0.0	0.0	0.0	0.2	0.0	0.1	0.1
Comoros	632	10.1	8.7	6.9	5.2	6.0	5.5	0.2	1.1	0.4	0.1	0.0	0.0
Congo, Dem. Rep. of	636	0.1	0.0	0.1	0.3	0.0	0.1	0.1	0.0	0.0	0.0	0.1	0.0
Congo, Republic of	634	0.1	0.3	0.0	0.0	0.0	0.0	0.0	0.0	0.0	0.0	0.0
Côte d'Ivoire	662	0.1	2.9	3.7	1.3	1.1	1.1	0.4	0.3	0.4	0.2	0.3	0.3

Madagascar (674)

In Millions of U.S. Dollars

		Exports (FOB)						Imports (CIF)					
		2012	2013	2014	2015	2016	2017	2012	2013	2014	2015	2016	2017
Eswatini, Kingdom of	734	0.1	0.0	0.1	1.1	7.2	5.1	7.6	10.3	10.4	11.3
Estonia	939	0.7	0.7	0.1	0.1	0.4	0.6	0.7	0.8	1.0	1.1	0.7	0.1
Ethiopia	644	0.0	0.0	0.0	0.1	0.0	0.5	0.0	0.0	0.0	0.0	0.3	0.1
Gabon	646	0.3	0.1	0.1	0.1	0.1	0.1	0.0	0.0	0.0	0.0	0.1	0.1
Ghana	652	0.3	0.4	0.5	0.3	1.8	0.2	0.0	6.8	0.1	0.1	0.1	0.1
Guinea	656	0.1	0.0	0.2	0.1	0.0	0.0	0.1	0.0	0.0	0.1	0.0
Guinea-Bissau	654	0.0	0.1
Kenya	664	3.1	9.0	15.7	15.1	8.9	14.6	4.9	2.6	3.4	6.1	2.3	3.2
Lesotho	666	0.0	0.0	0.0	0.0	0.0	0.1	0.6
Liberia	668	0.0	0.0	0.0	0.3
Malawi	676	0.2	0.2	0.0	0.0	0.1	0.1	0.1	0.1	0.1	0.8
Mali	678	0.1	0.0	0.8	2.3	0.0	0.1	0.1	0.0	0.0	0.1	0.2	0.2
Mauritius	684	17.3	23.6	31.8	29.7	52.3	76.2	77.3	85.4	111.4	101.1	99.1	93.5
Mozambique	688	0.2	4.9	2.7	4.3	9.0	6.6	2.2	1.2	0.7	3.4	0.3	2.4
Namibia	728	0.1	0.0	0.0	0.0	0.0	0.0	0.0	0.1
Niger	692	0.0	0.0	0.0	0.1	0.0	0.0	0.0	0.0	0.0	0.0
Nigeria	694	0.2	0.0	0.0	0.2	0.1	0.6	3.4	2.3	2.8	1.7	0.2	1.7
Rwanda	714	0.1	0.1	0.1	0.6	0.0	0.5	0.0	0.0	0.0	0.0
Senegal	722	0.4	0.0	0.1	0.1	0.1	0.2	0.2	0.3	0.4	0.5	0.7	0.4
Seychelles	718	5.1	5.4	3.0	4.7	7.4	3.6	9.8	6.3	5.7	4.3	10.9	18.3
South Africa	199	40.0	73.1	97.5	87.1	78.9	78.0	152.2	145.8	154.0	139.7	148.9	190.4
Tanzania	738	2.3	1.8	3.1	3.2	2.8	3.3	7.2	1.3	3.6	4.0	1.1	3.5
Togo	742	0.0	0.5	0.2	0.0	0.0	0.0	0.0	0.0	0.1	0.0
Uganda	746	0.0	0.0	0.0	0.6	0.0	0.1	0.2	0.0	0.0	0.0	0.1
Zambia	754	0.1	0.1	0.0	0.0	0.1	0.1	0.6	0.1	0.3	0.2	0.2	0.1
Zimbabwe	698	0.0	0.4	0.7	0.5	0.0	0.9	0.0	0.6	0.5	1.2	1.5	2.3
Western Hemisphere	205	7.0	4.7	2.2	5.5	2.4	2.8	39.7	44.6	61.4	62.7	61.2	87.1
Antigua and Barbuda	311	0.1	0.0	0.0	0.0	0.0	0.0	0.0	0.0
Argentina	213	0.1	0.2	0.1	0.4	0.1	0.1	9.7	20.1	23.8	23.3	22.2	17.3
Bolivia	218	0.0	0.0	0.0	0.0	0.2	0.0
Brazil	223	1.2	0.4	0.6	1.0	0.4	0.3	24.8	21.3	33.8	26.8	32.6	60.4
Chile	228	0.0	0.0	0.0	0.0	0.0	0.0	0.2	0.3	0.3	0.1	0.1	0.1
Colombia	233	1.7	0.6	0.0	0.1	0.0	0.0	0.1	0.2	0.1	0.1	0.2	0.2
Costa Rica	238	0.0	0.1	0.0	0.0	0.0	0.1	0.0	0.0	0.1	0.0	0.1	0.0
Dominican Republic	243	0.3	0.1	0.1	0.2	0.2	0.0	0.0	0.0	0.0	0.0	0.0
Ecuador	248	0.2	0.2	0.1	0.0	0.2	0.8	0.9
Guatemala	258	0.1	0.0	0.1	0.0	0.0	0.0	0.0
Haiti	263	0.0	0.0	0.2	0.0	0.1	0.3	0.1
Honduras	268	0.0	0.0	0.1	0.1	0.0	0.0	0.0	0.0
Mexico	273	2.4	0.3	0.4	0.9	0.4	0.8	3.9	2.4	3.0	4.0	4.3	3.7
Nicaragua	278	0.0	0.0	0.0	0.2	0.0	0.0
Panama	283	0.1	1.8	0.3	1.2	0.0	0.1	0.0	0.2	0.4
Paraguay	288	0.0	0.0	0.0	0.0	0.0	0.0	0.2
Peru	293	0.9	1.1	0.5	1.6	1.0	0.8	0.1	0.1	0.1	0.0	0.1	0.1
St. Vincent & Grens.	364	0.1	0.0
Trinidad and Tobago	369	0.0	0.0	0.0	0.0	0.0	3.7
Uruguay	298	0.0	0.0	0.0	0.0	0.0	0.4	0.0	0.1	0.1	0.1	0.0
Venezuela, Rep. Bol.	299	0.0	0.0	0.0	0.0	7.7	0.0	0.0
Western Hem. n.s.	399	0.0	0.0	0.1	0.0	0.0	0.0
Other Countries n.i.e	910	0.0	0.0	0.0	0.0	0.0	0.0	0.2	0.2	0.7	0.0	0.0	1.7
Korea, Dem. People's Rep.	954	0.0	0.0	0.0	0.0	0.0	0.0	0.2	0.2	0.6	0.0	0.0	1.7
Countries & Areas n.s.	898	160.2	179.4	89.9	94.5	103.2	135.7	28.0	28.2	38.8	50.8	30.8	26.9
Memorandum Items													
Africa	605	87.7	142.1	184.0	167.0	181.0	209.0	278.0	269.6	303.2	283.1	285.5	339.2
Middle East	405	27.5	21.1	23.7	24.0	33.9	89.8	660.5	718.0	848.4	540.7	551.8	595.4
European Union	998	585.5	794.9	1,116.5	981.0	1,024.8	1,195.7	402.3	377.4	522.6	489.6	486.9	623.2
Export earnings: fuel	080	30.3	19.6	19.5	22.9	34.6	92.4	623.3	695.1	820.6	516.4	502.2	517.8
Export earnings: nonfuel	092	1,289.7	1,727.8	2,228.2	2,159.3	2,268.1	2,815.7	2,048.3	2,014.9	2,550.8	2,462.2	2,490.1	3,170.6

Malawi (676)

In Millions of U.S. Dollars

		Exports (FOB)						Imports (CIF)					
		2012	2013	2014	2015	2016	2017	2012	2013	2014	2015	2016	2017
IFS World		1,183.0	1,195.7	2,334.3	2,831.3
World	001	1,183.2	1,209.1	1,343.3	1,079.5	1,078.9	1,226.4	2,333.3	2,848.9	2,778.5	2,313.3	2,096.8	2,431.3
Advanced Economies	110	586.3	627.9	570.2	417.8	397.7	485.1	606.2	718.2	662.9	535.6	437.3	537.9
Euro Area	163	229.7	275.2	344.1	240.3	208.5	292.2	231.4	287.5	156.1	131.8	143.8	251.3
Austria	122	0.0	0.0	0.0	0.1	0.4	1.0	1.3	2.9	15.2
Belgium	124	84.9	100.0	171.5	114.0	89.0	138.6	20.7	19.1	35.2	23.2	18.5	23.6
Cyprus	423	0.0	0.0	0.4	0.8	0.1	0.1	0.0	0.0
Estonia	939	0.0	0.4	0.5	0.4	0.3	0.2
Finland	172	0.2	0.9	3.0	2.0	1.4	1.5	4.4	5.0	4.3	5.7	3.4	4.1
France	132	10.7	7.3	12.3	2.3	0.5	0.8	6.3	9.0	9.0	7.4	29.4	10.7
Germany	134	28.5	45.8	48.0	50.2	46.5	56.5	46.1	95.0	38.6	27.8	24.9	35.7
Greece	174	4.5	7.7	12.1	5.6	6.2	5.8	0.6	0.0	0.2	0.1	0.0	0.2
Ireland	178	1.1	0.9	0.0	0.0	0.0	3.3	4.6	3.0	5.6	6.2	7.9
Italy	136	3.2	6.1	8.4	5.2	4.5	15.4	29.2	23.1	12.6	15.4	18.5
Latvia	941	0.0	0.0	0.6	0.0	0.0	0.0	2.8
Lithuania	946	9.5	6.6	10.3	2.8	1.7	1.0	2.9	3.4	3.1	1.3	1.4	8.7
Luxembourg	137	2.1	0.2	0.2	0.2	0.0	0.0	0.1	0.0	0.0	0.0
Malta	181	0.0	0.4	0.0	0.0	0.0
Netherlands	138	45.8	46.5	34.5	20.6	24.5	65.2	59.4	78.8	18.6	31.4	33.8	106.1
Portugal	182	27.4	46.6	34.6	24.8	26.5	10.1	67.0	35.1	14.8	5.5	4.0	7.1
Slovak Republic	936	0.0	0.0	1.5	1.9	2.2	1.1	0.5	0.7
Slovenia	961	0.0	0.0	0.1	0.0	0.0	0.0	0.3
Spain	184	14.0	6.6	15.8	9.4	6.7	7.8	3.4	4.1	2.4	8.2	3.1	9.4
Australia	193	1.7	0.2	0.5	2.0	0.3	1.6	10.4	29.4	14.9	12.8	8.9	4.7
Canada	156	125.3	139.5	35.7	2.2	3.4	1.8	6.7	18.2	26.0	23.9	15.8	24.7
China,P.R.: Hong Kong	532	1.0	4.6	4.9	1.2	1.6	14.5	14.1	25.8	27.5	27.4	42.8
China,P.R.: Macao	546	0.1	0.0	0.0	0.0	0.0	0.0
Czech Republic	935	9.3	2.0	3.8	7.8	15.1	13.0	0.4	1.5	0.8	0.5	0.6	0.6
Denmark	128	6.3	3.7	4.8	4.9	5.3	6.6	38.3	28.3	31.0	27.6	19.5	15.2
Israel	436	0.1	0.0	0.2	0.2	0.3	2.6	3.4	1.1	3.2	6.4	6.4
Japan	158	2.1	1.4	1.6	1.4	1.5	59.6	83.5	121.5	72.3	41.6	52.6
Korea, Republic of	542	30.8	29.0	16.4	12.7	23.0	21.1	22.5	25.4	23.6	24.1	21.8	15.3
New Zealand	196	0.8	1.2	1.0	0.6	0.1	0.1	0.5	0.6	0.3	0.5	0.2	0.0
Norway	142	0.0	0.0	0.0	0.0	0.0	0.0	11.4	6.4	0.5	2.5	0.6	0.1
Singapore	576	4.1	4.5	4.1	6.9	12.1	11.1	6.6	5.0	22.1	4.4	1.3	1.7
Sweden	144	0.0	1.5	9.3	7.2	7.1	6.8	4.7	6.7	7.1	2.7	2.3	2.6
Switzerland	146	82.9	14.8	26.1	12.8	7.4	5.2	48.8	55.8	55.2	70.9	5.5	4.4
Taiwan Prov. of China	528	e 3.1	e 2.2	e 3.5	e 1.5	e 2.6	e 6.4	e 3.0	e 4.2	e 4.1	e 1.7	e 1.5	e 2.0
United Kingdom	112	40.1	70.6	64.5	63.9	45.3	61.6	62.4	73.5	79.2	77.3	79.1	71.0
United States	111	49.0	77.5	56.4	48.3	64.7	54.2	82.4	74.6	93.6	51.9	61.1	42.6
Emerg. & Dev. Economies	200	594.5	579.5	769.2	661.7	681.1	741.2	1,726.8	2,130.6	2,115.5	1,777.8	1,659.5	1,893.4
Emerg. & Dev. Asia	505	128.7	112.0	94.0	128.0	110.4	108.2	498.1	563.8	679.7	622.9	580.6	712.5
Bangladesh	513	7.6	0.9	4.2	0.7	0.6	0.5	0.6	0.4	0.9	0.1	0.1	0.1
Bhutan	514	0.2	0.0	0.0	0.0
Brunei Darussalam	516	0.1	0.0	0.0	0.0
Cambodia	522	0.0	1.0	2.0	1.2	1.4	1.7	0.0	0.0	0.0	0.0	0.0
China,P.R.: Mainland	924	62.1	67.3	69.7	55.9	49.4	51.6	252.0	265.4	276.1	303.8	285.0	344.9
Fiji	819	0.1	0.1	0.1	0.0	0.1	0.1	0.0	0.0	0.0	0.0	0.0
India	534	35.0	16.1	52.2	33.0	14.9	191.1	223.2	326.1	237.7	224.4	286.0
Indonesia	536	2.1	5.4	8.4	12.6	21.5	24.7	39.4	41.7	40.7	34.2	43.9
Malaysia	548	4.2	1.6	1.1	1.1	1.5	0.4	13.1	13.9	13.8	23.3	19.9	18.7
Palau	565	0.1
Philippines	566	10.1	14.4	14.8	6.5	9.0	13.7	0.4	0.3	0.3	0.6	0.2
Samoa	862	0.0	0.1
Solomon Islands	813	0.1	0.1	0.1
Sri Lanka	524	0.1	0.1	0.3	0.6	0.4	0.3	0.4	0.6	0.1	0.1
Thailand	578	1.3	0.1	0.5	0.5	0.9	1.2	4.7	7.8	10.1	7.7	9.5	9.9
Vietnam	582	6.1	4.8	1.6	1.3	1.6	1.9	3.8	2.7	2.4	2.2	1.9	2.3
Asia n.s.	598	7.3	10.3	8.0	6.1	5.4	6.4

Malawi (676)

In Millions of U.S. Dollars

		Exports (FOB)						Imports (CIF)					
		2012	2013	2014	2015	2016	2017	2012	2013	2014	2015	2016	2017
Europe	170	90.8	103.5	97.2	84.9	94.8	113.4	25.0	47.4	50.7	42.9	25.0	29.7
Emerg. & Dev. Europe	903	31.5	45.2	53.5	23.1	12.9	31.5	9.9	15.5	18.7	6.4	7.5	9.1
Albania	914	0.0	0.0	0.0	0.1
Bosnia and Herzegovina	963	0.1	0.1	0.4	0.0	0.0	0.0	0.0	0.0	0.0	0.0	0.0
Bulgaria	918	2.1	8.7	2.2	0.5	0.9	0.0	1.8	2.0	5.0	1.3	1.2	1.1
Croatia	960	0.7	0.1	0.0	0.0
Gibraltar	823	0.2	0.2	0.2	0.4	0.3	0.4
Hungary	944	0.1	0.3	0.1	0.2	0.1	0.3	0.4	0.6	0.3	0.2	1.8
Macedonia, FYR	962	e 0.5	e 0.3	e 0.3	e 0.2	e 0.0	e 0.1
Poland	964	21.4	18.0	31.0	15.4	6.8	22.4	0.9	1.2	2.6	1.2	3.0	1.4
Romania	968	0.5	1.2	6.3	1.5	1.1	0.9	0.1	0.3	4.1	0.0	0.0	0.0
Serbia, Republic of	942	0.3	4.5	1.7	1.1	0.4	2.9	0.0	0.2	0.1
Turkey	186	5.8	12.2	11.9	3.9	3.4	5.0	6.6	11.3	6.1	3.1	2.7	4.4
CIS	901	59.2	58.3	43.7	61.7	81.9	81.9	15.1	31.9	29.8	34.8	16.0	18.8
Armenia	911	2.1	2.6	2.5	3.3	3.6	2.9
Azerbaijan, Rep. of	912	0.3	0.1	0.0	0.0	0.2	0.0	0.0
Belarus	913	0.9	0.1	1.7	1.0	1.4	2.4	0.1	0.1	0.1	0.0	0.2
Georgia	915	0.5	0.2	1.0	0.0	0.0	0.0	0.2	0.0	0.2	0.0	3.0
Kazakhstan	916	0.6	1.6	1.2	0.2	0.1	0.2	0.0	0.0
Russian Federation	922	45.6	41.8	27.1	37.9	44.3	43.8	11.7	27.9	28.1	32.9	15.6	15.5
Ukraine	926	9.3	11.9	10.1	19.3	32.0	32.1	3.1	3.8	1.3	1.9	0.4	0.2
Uzbekistan	927	0.1	0.0	0.3	0.2
Europe n.s.	884	0.0	0.0	2.3	1.7	1.5	1.8
Mid East, N Africa, Pak	440	102.6	53.9	99.4	89.7	68.0	63.4	211.8	248.1	213.7	330.2	256.5	259.8
Algeria	612	2.2	0.4	0.1	2.4	3.7	3.4	0.8	0.0	0.0	0.0	0.0	0.0
Bahrain, Kingdom of	419	0.1	0.3	0.1	0.0	0.0	0.0
Egypt	469	55.5	8.6	60.0	56.8	38.9	39.8	4.6	5.0	5.4	5.4	5.3	6.2
Iran, I.R. of	429	2.5	0.0	0.0	0.0	8.0	0.0	0.1	0.0	0.0	0.0
Jordan	439	11.6	0.2	2.8	1.0	3.8	1.8	1.4	3.2	2.7
Kuwait	443	0.2	7.9	15.3	6.9	30.7	26.8	31.8
Lebanon	446	0.0	0.0	0.8	2.0	0.3	0.1	0.4	0.6	0.2	0.3	0.4
Mauritania	682	0.0	0.0	0.1	0.2	0.0	0.0	0.0
Morocco	686	4.8	4.1	1.6	3.0	0.8	0.8	0.1	0.0	0.2	0.2	0.2
Oman	449	0.0	0.0	0.0	3.1	6.9	12.5	3.5	1.6	1.5
Pakistan	564	2.1	0.8	2.5	0.1	0.0	0.0	6.8	9.5	11.0	10.2	7.0	6.9
Qatar	453	3.2	7.4	6.2	5.2	5.2	7.4
Saudi Arabia	456	0.7	1.2	0.8	0.1	0.1	0.1	58.1	23.3	16.4	18.1	13.4	14.1
Sudan	732	1.2	4.4	0.0	1.1	4.6	0.0	0.0	0.1	0.0	0.0	0.0
Syrian Arab Republic	463	3.0	0.0	0.0	0.0	0.0
Tunisia	744	2.5	1.6	3.8	1.4	4.0	2.7	0.7	0.0	0.1	0.0	0.0	0.0
United Arab Emirates	466	16.6	32.6	30.2	21.3	18.2	7.7	115.8	178.3	151.0	253.6	196.6	191.1
Sub-Saharan Africa	603	255.4	296.2	469.2	357.7	405.8	454.8	976.2	1,254.5	1,156.3	771.4	783.4	877.5
Angola	614	0.1	0.1	0.0	0.1	0.1	0.1	0.0	0.0
Botswana	616	3.3	6.9	3.5	1.8	2.1	1.3	7.8	8.3	8.2	8.8	8.8	12.5
Burundi	618	0.1	0.0	0.6	0.7	0.9	1.1	0.0	0.0	0.0	0.0
Cameroon	622	0.1	0.0	0.0	0.0	0.0	0.0	0.0	0.0	0.0	0.0
Congo, Dem. Rep. of	636	0.4	8.0	1.4	1.6	2.0	2.3	0.1	0.1	0.0	0.5	0.4	0.5
Congo, Republic of	634	1.5	4.8	4.6	0.0	0.0	0.0	0.0	0.0	0.0	0.0	0.0	0.0
Côte d'Ivoire	662	0.0	0.1	0.0
Eswatini, Kingdom of	734	9.4	1.6	0.4	0.9	1.1	1.3	9.8	9.9	16.6	21.3	15.9	15.5
Estonia	939	0.0	0.4	0.5	0.4	0.3	0.2
Ethiopia	644	0.0	0.3	0.1	0.2	0.2	0.3	0.1	0.1	0.9	0.5	0.4	0.5
Gabon	646	0.0	0.0	0.0	0.0	0.1	0.0	0.0	0.0
Ghana	652	0.2	0.0	0.0	0.0	0.0	0.0	0.1	0.0	0.2	0.0	0.0	0.0
Guinea	656	0.0	0.8	1.7	0.0	0.1	0.0	0.0	0.0	0.0
Kenya	664	25.3	32.7	37.2	15.3	24.6	24.8	53.9	40.3	38.0	31.5	30.6	32.7
Lesotho	666	0.0	0.3	0.4	0.1	0.3	0.5	0.3	0.3	0.3
Madagascar	674	0.1	0.0	0.0	0.1	0.1	0.0	5.2	3.1	5.2	4.6	5.4
Mali	678	0.0	8.4	0.0	0.1	0.1	1.5	0.0	0.3	0.0	0.0	0.0
Mauritius	684	1.7	0.3	0.2	0.7	0.1	0.4	12.4	9.4	20.2	22.3	55.7	55.6

Malawi (676)

In Millions of U.S. Dollars

		Exports (FOB)						Imports (CIF)					
		2012	2013	2014	2015	2016	2017	2012	2013	2014	2015	2016	2017
Mozambique	688	32.6	30.9	130.8	99.6	106.8	128.5	170.9	344.1	327.4	72.7	63.3	75.2
Namibia	728	0.0	0.2	0.0	0.1	0.1	0.2	2.4	2.8	4.3	4.7	4.1	4.9
Niger	692	0.0	0.0	0.1	0.5	0.7	0.8	0.1	1.1	0.1	0.0	0.0	0.0
Nigeria	694	0.0	0.1	0.1	0.0	0.0	0.0	0.2	0.1	0.2	0.2	0.1	0.1
Rwanda	714	0.0	0.1	0.2	1.3	5.5	2.6	0.0	0.1	0.0	0.0	0.0	0.0
Senegal	722	0.3	0.4	0.6	1.2	0.1	0.0	0.0	0.0	0.0
Seychelles	718	0.1	0.1	0.1	0.1	0.1	0.1	0.1	0.4	1.8	0.9	0.8	0.9
Sierra Leone	724	0.0	0.0	0.0	0.0	0.0	0.0	0.1	0.0	0.0	0.0	0.0
South Africa	199	90.5	91.9	104.7	80.2	78.5	82.5	569.6	618.3	526.7	417.3	417.8	487.2
Tanzania	738	20.3	28.6	27.3	20.1	26.4	32.1	37.7	46.8	62.9	40.3	38.8	71.5
Togo	742	0.0	0.0	0.0	0.0	0.1	0.0
Uganda	746	0.3	0.6	12.3	13.3	9.7	9.9	0.3	0.2	0.4	1.1	0.3	2.4
Zambia	754	22.5	39.5	45.6	19.4	21.6	21.0	80.4	129.8	111.2	118.0	119.4	86.8
Zimbabwe	698	46.6	48.3	88.9	100.4	125.2	144.9	28.6	36.7	33.1	25.6	21.9	25.3
Western Hemisphere	205	16.9	13.9	9.5	1.5	2.2	1.5	15.7	16.7	15.1	10.4	14.0	13.8
Antigua and Barbuda	311	0.0	0.0	0.0	1.2	0.3
Argentina	213	4.2	4.5	1.5	0.7	1.3	0.7	11.4	9.2	9.1	6.5	11.6	12.0
Brazil	223	6.7	3.3	3.2	0.2	0.2	0.2	2.3	5.6	5.8	3.3	0.9	1.0
Chile	228	0.0	0.0	0.0	0.0	0.2	0.0	0.0	0.0	0.0
Colombia	233	0.9	0.8	0.9	0.1	0.1	0.2	0.0	0.0
Costa Rica	238	0.4	0.6	0.2	0.0	0.1	0.0	0.0	0.0	0.0	0.0	0.0
Dominican Republic	243	0.1	0.1	0.0
Ecuador	248	0.1	0.0	0.1	0.0	0.1	0.1	0.1
Guatemala	258	0.2	0.0
Haiti	263	0.1	0.1	0.1	0.1	0.0	0.0	0.0	0.0
Honduras	268	0.1	0.0	0.0	0.0	0.7	0.0	0.0	0.0	0.0
Jamaica	343	0.1	0.0	0.1	0.0	0.0	0.0	0.0
Mexico	273	3.6	3.6	2.8	0.3	0.1	0.1	0.1	0.9	0.3
Nicaragua	278	0.0	0.0	0.1	0.0	0.0	0.0
Panama	283	0.0	0.3	0.0
Paraguay	288	0.2	0.0	0.0	0.0	0.3	0.3	0.3
Peru	293	0.0	0.0	0.0	0.5	0.1	0.0	0.0	0.0
St. Kitts and Nevis	361	0.1
Uruguay	298	0.4	0.9	0.5	0.5	0.3	0.2	0.0	0.0
Other Countries n.i.e	910	2.5	1.7	3.9	0.3	0.1	0.0	0.0	0.0	0.0
Cuba	928	0.0	0.1	0.0	0.0	0.0	0.0
Korea, Dem. People's Rep.	954	2.5	1.7	3.7	0.3	0.1	0.0	0.0	0.0	0.0
Memorandum Items													
Africa	605	266.2	306.6	474.8	365.6	413.6	466.4	978.5	1,254.8	1,156.7	771.7	783.8	877.9
Middle East	405	89.8	42.6	91.2	81.7	60.2	51.7	202.7	238.3	202.3	319.6	249.2	252.5
European Union	998	310.4	381.3	466.1	341.6	290.4	403.7	340.3	401.5	286.4	242.9	249.7	345.1
Export earnings: fuel	080	71.1	83.5	65.4	62.0	66.6	55.8	208.9	259.7	221.5	344.5	259.5	261.7
Export earnings: nonfuel	092	1,112.1	1,125.6	1,277.9	1,017.5	1,012.2	1,170.6	2,124.4	2,589.2	2,556.9	1,968.8	1,837.3	2,169.6

Malaysia (548)

In Millions of U.S. Dollars

		Exports (FOB)						Imports (CIF)					
		2012	2013	2014	2015	2016	2017	2012	2013	2014	2015	2016	2017
IFS World		227,537.3	228,331.5	233,927.6	199,158.1	189,659.1	217,838.7	196,392.9	205,897.6	208,850.7	176,011.0	168,429.9	195,149.3
World	001	227,765.8	228,391.7	234,248.9	199,961.2	188,703.1	217,382.4	196,592.3	206,118.0	208,961.2	175,977.1	178,137.7	206,745.6
Advanced Economies	110	134,309.6	132,406.9	140,422.2	116,813.2	108,300.7	123,421.0	111,758.5	113,924.2	114,567.4	95,515.7	89,622.6	104,304.3
Euro Area	163	16,379.8	16,984.1	18,056.6	16,199.5	15,599.0	17,924.8	17,749.9	18,486.9	18,088.6	14,712.7	13,817.6	15,604.1
Austria	122	66.1	150.2	205.3	161.9	111.2	103.4	481.3	494.7	563.1	634.7	530.2	540.3
Belgium	124	739.3	787.8	994.4	952.9	1,010.7	1,125.2	864.2	1,000.8	720.6	667.4	636.8	625.5
Cyprus	423	18.9	11.2	12.6	8.1	12.8	16.6	11.3	39.4	65.5	252.5	13.0	9.3
Estonia	939	51.3	73.3	76.1	55.8	31.3	41.4	4.1	6.8	14.6	23.0	5.8	7.9
Finland	172	271.6	204.4	154.8	134.3	102.0	123.0	267.2	438.0	200.7	161.7	153.8	172.7
France	132	1,810.4	1,772.9	1,611.5	1,488.5	1,415.5	1,368.5	4,220.6	4,253.3	3,807.9	2,237.2	2,287.4	2,985.6
Germany	134	5,193.8	5,238.4	5,463.3	5,021.7	5,373.4	6,171.5	7,521.3	7,278.3	7,089.8	6,009.4	5,732.4	6,073.4
Greece	174	120.6	104.7	294.1	289.8	127.0	97.6	31.3	41.2	14.7	12.3	25.8	18.4
Ireland	178	172.0	148.7	156.7	143.0	136.2	157.3	314.6	288.9	385.5	302.9	585.4	831.1
Italy	136	956.2	1,015.7	903.2	928.0	965.0	1,058.4	1,711.6	1,862.8	1,783.1	1,330.1	1,387.9	1,669.0
Latvia	941	64.9	69.8	38.2	36.0	71.2	81.5	19.0	120.9	17.5	9.7	17.1	26.8
Lithuania	946	54.2	35.6	52.4	39.9	31.3	19.8	82.4	48.9	29.2	54.9	88.5	62.1
Luxembourg	137	52.1	23.4	7.0	24.6	9.6	20.6	33.0	92.5	23.3	20.3	21.9	16.2
Malta	181	32.4	40.6	54.3	50.2	24.1	41.4	24.0	30.2	26.1	87.1	42.3	38.0
Netherlands	138	6,019.7	6,567.0	7,160.2	6,013.1	5,285.8	6,224.2	1,620.4	1,712.3	2,506.8	2,329.1	1,694.4	1,816.2
Portugal	182	139.3	99.5	91.4	74.2	66.1	90.7	88.3	139.7	73.9	44.3	41.8	58.4
Slovak Republic	936	80.0	75.4	124.2	81.4	59.5	86.4	16.8	18.2	22.4	27.5	30.1	34.1
Slovenia	961	30.1	103.8	112.3	103.1	204.3	475.4	21.2	28.6	24.1	15.0	23.7	33.7
Spain	184	507.0	461.6	544.4	592.9	561.8	621.9	417.3	591.5	719.9	493.6	499.4	585.5
Australia	193	9,435.7	9,238.0	10,094.0	7,213.5	6,445.3	7,495.7	4,730.2	5,242.5	6,188.8	4,501.1	3,762.0	4,646.8
Canada	156	947.8	803.2	808.1	785.7	704.5	815.7	931.4	1,004.6	920.3	702.6	666.6	702.8
China,P.R.: Hong Kong	532	9,740.5	9,897.9	11,325.6	9,482.4	9,071.5	11,039.8	4,319.4	3,332.5	3,295.3	2,964.9	3,053.3	3,240.9
China,P.R.: Macao	546	19.5	20.1	26.2	26.3	27.4	22.5	8.9	21.2	27.9	16.9	13.2	16.2
Czech Republic	935	288.9	275.7	346.5	318.0	326.5	331.3	112.9	171.7	195.3	226.7	199.9	222.9
Denmark	128	193.5	173.8	190.0	174.3	134.8	145.6	209.0	249.2	275.2	296.4	189.8	194.7
Iceland	176	2.2	1.5	1.3	0.6	1.3	1.0	12.8	6.4	1.1	0.3	1.4	1.7
Japan	158	27,032.0	25,327.8	25,269.6	18,999.1	15,250.3	17,304.5	20,212.5	17,899.4	16,739.4	13,785.4	13,734.0	14,692.5
Korea, Republic of	542	8,226.1	8,292.5	8,557.4	6,474.7	5,491.7	6,615.1	7,992.4	9,725.3	9,704.5	7,968.2	8,838.1	8,423.2
New Zealand	196	1,172.1	1,379.4	1,604.6	1,022.2	731.8	1,043.1	784.4	870.8	893.0	782.4	690.3	776.9
Norway	142	93.6	102.7	468.4	195.9	90.2	98.3	229.1	395.4	446.8	524.5	254.0	451.6
Singapore	576	30,966.8	31,912.4	33,291.6	27,807.7	27,581.1	30,985.6	26,080.2	25,504.2	26,223.9	21,051.6	17,453.4	21,447.5
Sweden	144	451.7	427.6	360.0	376.1	352.9	359.4	649.0	616.2	595.7	464.2	469.6	628.0
Switzerland	146	337.0	263.6	283.3	395.3	676.1	1,208.8	1,443.2	1,894.0	2,269.8	2,116.5	1,718.8	2,741.9
Taiwan Prov. of China	528	7,076.4	6,658.9	7,612.1	6,075.4	4,356.0	5,196.1	8,174.7	9,990.1	10,515.2	9,373.0	9,762.9	12,888.5
United Kingdom	112	2,207.3	2,174.0	2,419.6	2,386.8	2,106.2	2,257.5	2,214.9	2,327.4	2,171.1	1,834.7	1,579.1	1,577.4
United States	111	19,738.8	18,473.8	19,707.6	18,879.8	19,353.9	20,576.2	15,903.7	16,186.4	16,015.6	14,193.5	13,418.6	16,046.6
Vatican	187	0.1	0.1
Emerg. & Dev. Economies	200	93,388.0	95,893.8	93,745.1	83,103.0	80,377.4	93,953.2	83,947.5	90,597.7	92,916.0	78,930.3	87,085.5	102,202.1
Emerg. & Dev. Asia	505	71,607.6	74,393.1	72,868.7	64,804.3	62,087.9	72,232.2	62,695.7	68,689.7	67,144.4	63,077.0	72,803.9	85,680.8
American Samoa	859	0.9	26.8	10.3	9.3	13.5	4.3	0.3	0.2	0.0	0.4	0.4	0.0
Bangladesh	513	1,509.6	1,584.5	1,232.0	997.9	1,240.8	1,516.6	74.9	90.5	114.7	144.3	190.0	222.2
Bhutan	514	1.4	1.1	1.0	0.5	1.5	0.8	0.0	0.0	0.1	0.0	0.0	0.2
Brunei Darussalam	516	692.5	823.7	860.3	690.0	512.0	534.0	52.5	323.1	252.8	142.2	157.0	600.1
Cambodia	522	249.0	235.2	243.0	234.6	285.0	288.5	128.7	193.8	183.1	151.4	140.7	163.9
China,P.R.: Mainland	924	28,781.6	30,711.2	28,203.8	25,987.0	23,753.3	29,188.5	29,762.4	33,740.3	35,328.1	33,155.2	34,306.5	38,040.3
Fiji	819	55.2	255.5	67.7	53.5	56.7	70.8	2.9	2.4	2.1	2.1	4.2	4.5
F.T. French Polynesia	887	3.5	46.3	18.2	14.0	13.8	32.4	0.1	0.0	0.5
F.T. New Caledonia	839	23.5	49.5	119.3	125.4	31.9	22.6	0.6	0.3	0.1	0.1	0.1	0.0
Guam	829	4.6	27.6	5.1	3.7	3.0	390.8	0.1	0.0	0.1	0.1	0.1	0.0
India	534	9,507.0	8,175.0	9,768.1	8,128.0	7,713.6	7,995.2	3,824.4	5,212.5	4,074.9	3,901.3	4,012.4	6,219.5
Indonesia	536	8,951.0	10,499.7	9,717.6	7,472.5	6,665.9	8,047.8	10,083.6	8,879.0	8,482.2	7,949.5	7,092.6	8,756.0
Kiribati	826	1.1	0.9	1.1	1.2	1.1	1.1	0.0	0.5	0.1	1.5	3.5
Lao People's Dem.Rep	544	12.9	22.8	24.7	14.8	18.5	14.4	0.4	1.3	1.3	2.9	12.4	5.5
Maldives	556	97.6	78.9	128.8	112.9	116.8	135.9	0.7	0.7	0.3	0.2	1.3	0.7
Marshall Islands	867	1.0	0.5	5.6	0.5
Micronesia	868	0.4	0.4	0.0	0.1

Malaysia (548)

In Millions of U.S. Dollars

		Exports (FOB)						Imports (CIF)					
		2012	2013	2014	2015	2016	2017	2012	2013	2014	2015	2016	2017
Mongolia	948	29.6	40.6	30.8	13.5	15.8	17.0	0.1	0.6	1.1	0.1	0.3	0.0
Myanmar	518	703.7	713.4	805.7	781.3	945.9	957.3	184.3	198.7	166.9	178.6	198.6	223.7
Nauru	836	0.4	0.3	0.3	0.3	0.2	0.3	0.0	0.1
Nepal	558	33.8	31.4	27.3	19.2	28.9	28.2	1.3	0.4	1.3	0.7	0.6	0.6
Palau	565	0.3	2.3	0.6	0.6	0.5	0.1	0.0	0.0	0.0
Papua New Guinea	853	681.0	549.0	432.8	355.7	335.9	334.4	130.5	102.9	85.5	121.2	171.2	218.7
Philippines	566	3,396.5	2,966.7	3,689.1	3,369.1	3,288.4	3,825.1	1,555.6	1,506.2	1,578.2	1,677.5	1,589.9	2,076.4
Samoa	862	3.6	5.2	8.1	5.2	5.1	3.9	0.5	0.5	0.1	0.1	0.2	0.1
Solomon Islands	813	24.6	21.2	27.8	28.3	38.6	55.2	8.2	8.9	12.6	11.0	16.1	10.3
Sri Lanka	524	780.2	574.3	664.3	481.5	582.6	574.8	79.9	87.5	57.7	89.6	59.5	69.1
Thailand	578	12,208.0	12,673.8	12,314.9	11,403.4	10,628.2	11,690.3	11,566.4	12,280.9	12,123.1	10,691.0	10,208.5	11,141.5
Timor-Leste	537	9.0	19.9	62.6	29.1	14.5	17.4	1.1	1.3	0.5	0.1	0.3	0.6
Tonga	866	2.1	1.7	2.4	2.3	2.3	2.0	0.1	0.0	0.0	0.0
Tuvalu	869	4.5	3.7	4.4	3.0	1.0	0.3	0.0	0.0
Vanuatu	846	2.6	20.6	2.6	8.9	11.8	23.0	2.3	5.9	4.7	4.3	4.4	7.2
Vietnam	582	3,826.8	4,227.0	4,378.7	4,452.4	5,730.3	6,388.5	5,214.0	6,030.7	4,662.2	4,823.1	4,536.0	5,233.9
Asia n.s.	598	9.2	3.2	15.4	5.1	29.2	70.0	20.2	20.7	9.8	29.8	10,093.4	12,681.7
Europe	170	2,813.3	2,847.6	2,830.1	2,722.9	3,327.5	4,666.7	1,206.1	2,137.7	3,037.9	1,862.0	1,834.0	1,745.8
Emerg. & Dev. Europe	903	1,505.5	1,625.5	1,685.7	1,746.9	2,499.5	3,520.8	514.0	736.8	654.4	868.2	724.9	756.2
Albania	914	2.2	2.3	2.7	12.0	10.8	4.2	0.5	1.7	0.8	0.3	0.6	0.3
Bosnia and Herzegovina	963	0.3	0.3	0.2	0.5	0.4	0.8	0.3	0.0	0.5	3.2	0.2	0.8
Bulgaria	918	38.6	49.1	56.4	57.4	64.0	79.1	27.6	52.9	39.5	34.8	32.2	29.1
Croatia	960	20.3	17.0	20.2	19.2	16.1	17.3	2.3	2.1	3.9	7.0	22.1	8.1
Faroe Islands	816	0.1	0.1	0.1	0.0	0.0	0.0	0.0	0.0
Gibraltar	823	0.1	3.9	0.3	0.1	0.2	0.3	0.0	0.0	0.0	0.0	0.0
Hungary	944	220.7	220.9	253.1	219.8	283.8	440.1	81.9	150.1	120.8	117.7	142.0	171.6
Macedonia, FYR	962	0.7	0.5	1.3	0.5
Montenegro	943	5.6	1.8	1.9	0.9	0.8	1.9	0.0	0.4	0.0	0.0	0.3	0.1
Poland	964	302.9	339.1	495.2	386.6	286.2	393.2	162.7	287.5	237.8	188.2	183.7	152.1
Romania	968	92.2	87.5	98.3	92.8	102.2	142.9	23.3	36.0	30.8	31.7	40.5	32.9
Serbia, Republic of	942	4.6	8.1	4.9	3.4	5.5	8.6	12.6	6.1	3.5	1.1	1.9	1.7
Turkey	186	817.9	895.4	752.4	954.1	1,728.8	2,431.8	202.6	200.1	216.8	484.0	300.1	358.9
CIS	901	1,307.7	1,221.9	1,144.1	975.4	825.3	963.8	692.0	1,400.9	2,383.0	993.7	1,109.1	989.3
Armenia	911	0.9	0.9	1.2	3.2	4.1	1.9	0.1	0.1	0.1	0.0	0.1	0.1
Azerbaijan, Rep. of	912	7.6	15.3	10.8	27.9	8.4	11.4	42.1	3.0	0.4	0.8	0.2	0.7
Belarus	913	10.1	2.9	2.8	1.2	2.9	1.4	37.2	54.6	100.0	64.9	36.2	41.7
Georgia	915	23.9	22.8	30.2	31.5	18.9	25.1	4.4	4.7	10.2	55.1	3.6	5.1
Kazakhstan	916	51.0	55.1	53.8	36.1	43.6	68.8	3.5	2.7	13.1	2.7	5.5	9.3
Kyrgyz Republic	917	3.4	5.1	6.8	2.8	2.0	2.2	0.2	0.2	0.2	0.2	0.1	0.0
Moldova	921	0.2	0.7	1.6	1.2	0.4	0.6	0.2	1.0	2.9	5.0	9.0	2.8
Russian Federation	922	697.1	635.9	731.9	593.7	529.9	646.4	413.8	1,170.6	2,071.6	761.6	969.3	822.2
Tajikistan	923	2.0	5.5	5.4	2.6	1.5	8.7	0.0	0.0	0.0	0.0
Turkmenistan	925	11.7	33.3	23.4	12.4	20.7	13.7	0.1	0.1	0.1	0.2	0.9	2.8
Ukraine	926	441.2	374.4	199.1	165.4	89.5	106.0	183.3	162.3	168.3	96.3	82.9	102.1
Uzbekistan	927	58.5	69.9	76.9	97.4	103.3	77.7	7.0	1.6	16.1	7.0	1.3	2.3
Europe n.s.	884	0.1	0.2	0.3	0.6	2.6	182.1	0.1	0.0	0.6	0.1	0.0	0.3
Mid East, N Africa, Pak	440	11,486.1	10,865.4	9,526.0	7,838.0	7,754.0	8,189.3	10,952.2	10,252.2	11,729.6	7,782.4	6,865.3	7,805.3
Afghanistan, I.R. of	512	20.3	41.3	78.5	97.6	85.4	119.8	0.0	1.2	0.1	0.0	0.2	0.4
Algeria	612	133.9	143.7	145.4	115.9	123.6	117.8	0.2	46.1	310.4	189.8	0.9	2.1
Bahrain, Kingdom of	419	68.8	61.1	65.5	58.1	64.2	105.6	222.5	297.6	85.5	54.0	143.4	129.1
Djibouti	611	77.8	92.3	47.1	63.2	90.8	143.6	0.0	2.7	0.0	0.0	0.1	0.2
Egypt	469	1,078.2	867.0	726.7	576.9	500.5	478.0	177.7	186.0	196.7	251.7	121.8	132.0
Iran, I.R. of	429	1,141.1	994.4	668.7	496.5	521.3	753.0	341.4	40.8	57.5	36.6	154.8	293.1
Iraq	433	116.3	85.2	80.5	117.7	115.9	127.4	222.6	193.4	214.9	102.8	105.3	270.8
Jordan	439	183.0	159.2	112.6	116.2	98.3	95.0	59.2	124.9	89.3	72.8	70.1	56.1
Kuwait	443	210.6	194.3	284.9	218.1	178.2	187.2	887.0	656.8	1,496.2	798.8	448.1	259.6
Lebanon	446	101.7	99.2	82.4	64.9	62.5	73.1	6.2	12.3	10.5	8.5	9.8	6.3
Libya	672	46.7	38.3	24.0	19.6	27.6	20.7	622.4	229.1	0.3	23.0	3.3	78.9
Mauritania	682	65.4	23.3	34.7	38.4	49.5	61.7	0.2	0.0	0.2	0.1	1.5	0.1
Morocco	686	72.2	74.5	68.2	60.2	69.0	72.4	14.3	11.6	19.2	19.6	24.7	26.4

Malaysia (548)

In Millions of U.S. Dollars

		Exports (FOB)						Imports (CIF)					
		2012	2013	2014	2015	2016	2017	2012	2013	2014	2015	2016	2017
Oman	449	259.3	241.4	270.0	236.8	236.1	274.9	297.5	285.5	173.8	301.8	264.7	305.1
Pakistan	564	1,852.5	1,659.0	1,219.6	1,062.1	1,170.2	1,167.1	252.3	219.7	226.5	230.1	171.6	166.5
Qatar	453	239.2	220.4	362.7	218.2	150.3	176.4	1,342.7	1,031.0	834.0	624.4	419.9	489.4
Saudi Arabia	456	1,227.4	1,086.6	1,171.9	880.9	812.9	980.2	2,454.7	1,981.5	2,836.5	1,937.8	2,559.2	2,490.7
Somalia	726	12.2	30.1	69.3	66.6	83.0	89.5	0.0	0.0	0.0
Sudan	732	231.7	117.7	51.3	37.5	45.1	85.8	0.7	1.9	0.6	0.7	0.8	6.7
Syrian Arab Republic	463	72.0	42.5	61.3	37.0	33.0	46.2	1.5	0.4	0.4	0.2	0.3	0.4
Tunisia	744	51.0	65.9	62.4	56.2	62.0	46.5	23.6	18.5	22.8	18.9	19.9	30.5
United Arab Emirates	466	4,022.8	4,023.8	3,590.0	3,040.8	3,031.0	2,780.7	4,017.0	4,790.7	4,756.1	3,102.1	2,335.8	3,048.3
West Bank and Gaza	487	0.5	0.5	0.7	1.0	0.9	1.7	0.0	0.1	0.3	0.5	0.3	0.6
Yemen, Republic of	474	201.2	503.8	247.4	157.4	142.7	184.7	8.6	120.2	397.9	8.0	8.6	11.7
Middle East n.s.	489	0.4	0.4
Sub-Saharan Africa	603	3,625.1	4,096.1	4,700.7	4,208.3	3,514.4	4,659.8	2,637.9	2,321.1	2,471.6	1,951.2	1,486.2	2,392.2
Angola	614	180.1	464.3	585.1	487.7	149.7	221.1	1.2	48.7	1.9	1.8	1.1	1.6
Benin	638	340.9	519.8	497.5	342.1	285.9	285.1	22.5	4.0	1.6	1.1	0.0	7.9
Botswana	616	5.0	2.4	1.9	2.6	3.2	1.9	0.0	0.0	0.0	0.1	0.0	0.0
Burkina Faso	748	2.3	2.8	1.2	2.5	2.4	7.4	32.1	8.8	18.3	7.0	7.9	5.1
Burundi	618	0.3	0.3	0.5	0.5	0.1	1.3	0.0	0.2	0.2
Cabo Verde	624	0.2	0.4	0.3	0.5	1.1	1.9	0.0	0.0	0.5
Cameroon	622	82.4	68.3	81.9	35.5	41.8	59.3	85.7	54.8	82.7	60.2	71.9	80.1
Central African Rep.	626	2.1	3.3	7.6	4.4	3.6	2.8	0.6	2.2	0.3	0.3	0.1
Chad	628	0.1	0.1	2.1	0.3	0.3	0.4	1.4	0.1	0.0	0.0	0.1
Comoros	632	3.6	4.3	3.9	7.6	4.7	4.4	0.1	0.2
Congo, Dem. Rep. of	636	18.2	35.7	11.3	12.7	18.0	16.9	1.9	31.0	96.4	30.1	54.3	56.3
Congo, Republic of	634	76.9	73.3	62.9	59.7	42.1	45.7	282.9	213.5	168.1	43.3	34.9	78.9
Côte d'Ivoire	662	77.0	99.5	52.0	87.3	67.7	82.1	359.6	339.5	355.1	239.5	278.7	587.4
Equatorial Guinea	642	8.4	11.2	12.0	16.3	4.1	21.2	0.0	0.1	0.0	29.3	0.0	10.5
Eritrea	643	6.0	8.8	1.7	5.7	6.3	8.3	0.0	0.0
Eswatini, Kingdom of	734	3.7	3.3	2.2	2.1	1.6	2.2	0.5	1.4	3.9	0.2	0.2	0.1
Estonia	939	51.3	73.3	76.1	55.8	31.3	41.4	4.1	6.8	14.6	23.0	5.8	7.9
Ethiopia	644	79.6	73.5	58.6	84.2	113.1	153.9	0.3	4.9	1.8	1.6	1.1	2.4
Gabon	646	24.6	25.7	46.8	29.4	33.5	36.7	184.9	54.9	130.7	181.8	88.6	310.5
Gambia, The	648	28.8	24.4	35.1	31.3	27.2	44.9	0.0	0.0	0.1	0.0	0.0
Ghana	652	255.1	176.0	135.8	170.0	193.8	255.8	317.5	140.1	345.9	282.7	164.3	210.1
Guinea	656	34.0	42.3	44.0	36.0	50.5	51.6	6.4	2.6	2.9	2.0	3.0	11.8
Guinea-Bissau	654	2.3	5.0	5.1	4.4	4.6	5.0	0.1	0.1	0.1	0.0	0.0
Kenya	664	127.1	277.6	737.2	382.2	172.3	241.0	4.3	5.3	5.5	7.2	12.6	7.5
Lesotho	666	0.1	0.2	0.2	0.7	1.1	1.1	0.0	0.3	0.0	0.0	0.0
Liberia	668	51.2	26.2	34.8	36.9	36.0	39.6	38.7	17.4	14.1	3.9	14.5	12.3
Madagascar	674	56.2	49.9	76.0	68.4	79.8	99.8	3.8	5.1	40.3	7.4	8.8	5.3
Malawi	676	7.7	9.1	9.3	8.8	31.6	32.2	4.4	1.9	3.4	3.4	5.4	1.7
Mali	678	2.1	1.9	1.8	1.5	2.4	4.0	69.1	8.9	4.0	0.4	0.5	0.4
Mauritius	684	119.2	95.2	95.5	79.8	85.4	83.7	3.0	3.2	2.2	4.8	3.5	3.9
Mozambique	688	95.9	54.6	184.9	129.2	157.2	192.0	9.8	11.9	9.5	57.2	8.1	4.3
Namibia	728	4.4	6.7	10.2	5.9	4.6	4.8	8.4	5.8	2.5	2.5	1.8	0.4
Niger	692	3.6	5.8	9.2	6.9	4.0	6.6	0.0	0.0	0.2	0.0	0.2	0.0
Nigeria	694	327.5	387.8	389.5	675.1	714.4	380.3	96.1	300.7	278.3	92.2	107.3	192.7
Rwanda	714	1.9	1.9	1.0	3.8	2.4	2.5	63.4	58.4	51.2	29.4	16.2	14.4
São Tomé & Príncipe	716	0.9	0.4	0.1	0.1	0.2	0.2	0.1	0.2
Senegal	722	29.2	53.8	105.2	75.8	58.8	84.3	1.9	2.2	6.4	2.8	3.4	1.9
Seychelles	718	11.7	10.2	11.1	38.1	35.5	25.6	0.1	0.2	0.3	0.1	1.2	3.4
Sierra Leone	724	30.6	29.9	21.1	13.9	10.5	16.4	2.4	1.0	0.4	0.0	0.1	0.2
South Africa	199	1,069.6	863.2	835.6	769.7	695.6	771.3	925.3	852.5	713.8	576.9	411.2	684.1
Tanzania	738	165.9	212.7	331.0	198.7	256.4	224.9	9.0	25.7	57.5	134.1	151.7	60.8
Togo	742	252.6	333.8	173.1	232.4	85.9	157.0	12.5	0.0	2.0	1.1	2.7	3.2
Uganda	746	20.4	13.6	12.3	21.2	10.1	19.4	33.1	15.2	27.9	34.0	20.8	22.8
Zambia	754	8.5	9.4	6.4	5.4	2.9	4.6	40.4	87.8	25.5	104.2	6.3	9.4
Zimbabwe	698	7.2	7.5	5.6	30.8	12.0	5.1	14.7	10.9	15.6	8.8	3.4	0.7
Africa n.s.	799	0.0	0.1	0.0	0.1	953.5	0.0	0.0	0.0	0.0

Malaysia (548)

In Millions of U.S. Dollars

		Exports (FOB)						Imports (CIF)					
		2012	2013	2014	2015	2016	2017	2012	2013	2014	2015	2016	2017
Western Hemisphere	205	3,856.0	3,691.5	3,819.5	3,529.6	3,693.7	4,205.3	6,455.6	7,197.1	8,532.5	4,257.7	4,096.1	4,578.0
Antigua and Barbuda	311	1.4	9.1	8.5	1.8	1.3	0.9	0.0	0.0	0.1	0.1	0.2	0.0
Argentina	213	295.1	234.8	253.4	205.3	195.0	215.3	1,185.0	1,335.0	1,289.7	1,105.3	1,020.0	1,156.6
Aruba	314	1.1	0.5	0.8	0.4	1.1	0.3	0.0	81.1	2.6	0.0	0.0	0.0
Bahamas, The	313	12.5	37.0	18.9	16.5	5.7	2.6	42.1	5.7	92.0	0.2	6.4	15.9
Barbados	316	2.0	2.3	2.5	1.6	1.9	1.7	0.8	2.3	0.6	0.1	0.1	15.1
Belize	339	2.8	1.8	3.2	2.7	2.6	2.7	0.7	0.3	1.0	0.1	0.3	0.0
Bermuda	319	6.8	0.3	0.0	0.6	0.3	0.3	0.0	0.9	0.0	0.0	0.0	0.0
Bolivia	218	2.3	4.9	35.7	6.9	7.2	8.1	3.9	20.8	20.2	17.7	14.4	5.1
Brazil	223	1,088.6	1,208.9	992.7	804.3	709.8	846.6	1,806.4	1,805.7	1,816.2	1,721.6	2,037.3	2,092.8
Chile	228	136.5	163.9	172.5	222.9	164.1	165.3	208.5	421.8	189.4	192.5	110.3	181.9
Colombia	233	120.1	110.9	117.8	87.8	83.6	97.2	711.9	389.0	74.4	51.4	29.1	57.9
Costa Rica	238	61.3	51.4	59.4	28.3	43.0	59.3	1,209.4	1,801.9	3,422.7	29.1	21.0	19.4
Curacao	354	0.6	0.7	0.1	0.1
Dominica	321	3.0	2.4	2.4	0.6	0.9	1.1	0.0	0.0	0.0	0.0	0.0	0.0
Dominican Republic	243	18.2	22.3	25.2	28.3	33.3	46.5	1.9	1.1	9.1	2.1	4.1	5.2
Ecuador	248	30.7	35.6	69.6	36.1	16.8	33.6	40.7	116.8	45.7	56.4	64.2	112.6
El Salvador	253	17.5	13.3	14.0	14.2	16.1	16.3	0.5	0.8	0.2	15.3	1.1	0.5
Falkland Islands	323	0.0	0.0	0.2	1.3	0.2	0.7	0.1
Greenland	326	0.0	0.0	0.2	0.0	0.0	0.6	0.6	0.1	0.1
Grenada	328	0.4	6.6	11.0	10.1	8.9	8.8	0.2	8.7	0.0	3.0	0.1	0.0
Guatemala	258	25.0	27.6	28.4	33.5	32.4	33.8	2.1	2.2	7.0	58.5	41.6	57.7
Guyana	336	6.1	5.7	8.4	5.1	5.8	6.7	2.1	3.0	1.9	0.6	1.6	1.0
Haiti	263	40.2	42.8	24.3	11.8	10.4	22.2	0.7	0.9	0.2	0.0	0.1	0.3
Honduras	268	26.6	26.1	31.2	32.4	24.1	16.7	1.1	0.4	0.5	1.1	1.5	2.2
Jamaica	343	17.3	14.1	16.0	19.9	20.5	16.1	5.7	4.9	1.8	3.6	0.6	0.7
Mexico	273	1,481.8	1,293.0	1,596.4	1,590.2	1,890.9	2,223.8	282.5	328.4	425.5	383.3	373.2	324.2
Montserrat	351	0.5
Netherlands Antilles	353	1.8	0.6	2.1	1.5	1.5	1.8	2.7	11.0
Nicaragua	278	4.9	6.2	5.3	9.3	7.4	5.0	1.0	0.2	1.4	1.0	0.7	11.9
Panama	283	168.7	115.8	109.4	124.7	111.3	117.9	87.2	167.6	132.7	39.0	12.5	2.4
Paraguay	288	7.4	11.2	9.8	7.3	11.7	7.4	37.6	55.2	72.2	36.3	13.8	6.9
Peru	293	114.4	117.2	98.7	90.9	122.4	117.0	25.4	74.8	37.3	39.1	76.5	136.6
St. Kitts and Nevis	361	0.3	0.1	0.5	0.2	0.1	0.2	0.1	0.0	0.0
St. Lucia	362	0.4	0.5	0.6	0.5	0.5	0.5	0.0
St. Vincent & Grens.	364	1.3	0.3	0.3	0.3	0.7	1.4	1.7
Suriname	366	8.5	12.7	7.0	9.3	3.6	8.2	4.5	1.0	0.2	0.1	0.6	0.4
Trinidad and Tobago	369	25.5	28.8	26.5	28.7	56.7	29.5	0.0	0.1	0.5	0.1	25.6	0.4
Uruguay	298	59.5	45.7	43.5	31.6	22.4	38.5	30.8	11.2	22.2	24.9	21.4	12.3
Venezuela, Rep. Bol.	299	60.6	35.6	20.8	60.9	36.2	7.5	755.1	550.9	860.5	461.5	216.3	356.5
Western Hem. n.s.	399	5.4	1.4	2.4	3.1	44.2	45.1	4.3	1.4	1.2	1.2	1.0	1.1
Other Countries n.i.e	910	4.2	12.7	10.9	21.8	20.1	8.2	7.0	2.8	37.7	4.5	4.3	5.9
Cuba	928	4.2	11.7	8.7	17.3	17.5	5.8	7.0	2.7	37.6	3.2	2.3	1.1
Korea, Dem. People's Rep.	954	0.0	1.0	2.2	4.5	2.6	2.4	0.0	0.1	0.1	1.3	2.0	4.8
Special Categories	899	18.0	57.3	172.3	116.1	1,430.0
Countries & Areas n.s.	898	64.0	78.2	70.7	5.1	4.9	822.0	1,421.0	1,323.9	96.6	1,425.2	233.3
Memorandum Items													
Africa	605	4,269.3	4,643.7	5,179.2	4,646.5	4,037.2	5,276.9	2,676.9	2,401.9	2,824.8	2,180.3	1,534.1	2,458.1
Middle East	405	8,969.0	8,617.6	7,749.4	6,240.2	5,975.6	6,285.2	10,660.9	9,950.4	11,149.8	7,323.2	6,645.5	7,572.5
European Union	998	20,196.0	20,748.7	22,295.8	20,230.5	19,271.9	22,091.1	21,233.4	22,380.0	21,758.7	17,914.1	16,676.4	18,621.0
Export earnings: fuel	080	9,993.3	10,354.4	10,022.8	8,438.1	7,677.4	7,881.5	13,007.8	12,869.0	15,081.7	9,022.2	8,158.7	9,941.3
Export earnings: nonfuel	092	217,772.5	218,037.3	224,226.1	191,523.2	181,025.7	209,500.9	183,584.6	193,249.0	193,879.4	166,954.9	169,978.9	196,804.3

Maldives (556)

In Millions of U.S. Dollars

		Exports (FOB)						Imports (CIF)					
		2012	2013	2014	2015	2016	2017	2012	2013	2014	2015	2016	2017
IFS World		161.6	166.5	144.8	144.1	154.0	200.2	1,554.3	1,733.4	1,992.5	1,894.7	2,125.5	2,361.2
World	001	161.3	166.3	145.2	147.7	140.8	230.2	1,562.4	1,741.1	2,002.3	1,908.9	2,138.1	2,351.6
Advanced Economies	110	91.6	79.7	84.1	87.1	74.4	82.9	518.4	588.2	693.0	696.7	680.0	764.1
Euro Area	163	59.5	51.6	46.8	46.5	43.4	46.3	78.3	132.2	134.0	168.8	152.4	176.6
Austria	122	0.0	1.1	2.0	2.8	2.6	2.2	1.8
Belgium	124	0.1	0.0	0.0	0.3	0.4	0.6	2.4	2.5	4.8	4.8	6.2	5.5
Cyprus	423	0.0	0.0	0.0	0.5	1.2	2.2	2.6	2.9	3.9
Estonia	939	0.0	0.0	0.0	0.0	0.1
Finland	172	0.0	0.1	0.2	0.2	0.2	0.5	0.6	0.5	0.2	0.1
France	132	26.7	22.5	20.9	15.1	12.3	13.3	15.9	34.2	17.6	19.0	17.5	27.4
Germany	134	5.5	10.0	9.2	10.0	12.2	10.7	28.6	30.0	34.8	35.7	51.7	61.9
Greece	174	0.0	0.0	0.8	0.6	1.8	0.4	0.5	1.0
Ireland	178	7.0	6.1	8.5	6.1	6.9	9.8	0.9	21.1	18.2	27.1	1.9	0.5
Italy	136	12.4	8.2	5.1	8.1	6.9	6.4	15.6	24.4	29.6	23.5	33.6	39.0
Latvia	941	e 0.0	e 0.0	e 0.0	e 0.0	0.0	0.1	0.1	0.2	0.2	0.2
Lithuania	946	0.0	0.0	0.0	0.1	0.0	0.1
Luxembourg	137	0.0	0.0	0.0	0.1	0.1	1.3
Malta	181	0.0	0.3	0.9	1.0	0.8	1.0	0.9
Netherlands	138	4.0	2.6	1.4	5.2	2.5	2.2	8.8	11.2	17.8	18.1	22.8	23.4
Portugal	182	0.0	0.0	0.0	0.0	0.4	0.5	0.1	0.1	0.5	0.3
Slovenia	961	0.0	0.2	0.1	0.3	0.3	0.4
Spain	184	3.7	2.1	1.6	1.6	1.9	3.1	2.8	2.8	2.5	33.0	10.6	8.8
Australia	193	0.9	0.6	0.4	0.2	0.6	0.7	31.3	32.4	36.7	32.1	34.5	50.9
Canada	156	0.3	0.2	0.5	0.5	0.3	0.1	7.2	6.5	28.0	15.4	15.1	29.4
China,P.R.: Hong Kong	532	2.5	1.7	2.2	2.2	1.6	1.6	11.4	22.0	21.8	30.9	46.7	44.3
China,P.R.: Macao	546	e 0.0	e 0.0	e 0.0	e 1.0	e 0.0	e 0.0
Czech Republic	935	0.1	0.0	0.2	0.1	0.0	6.0	20.3	2.5	2.7	1.7	2.3
Denmark	128	0.7	0.3	0.0	0.1	0.0	0.0	4.4	5.9	4.7	4.8	6.7	4.4
Iceland	176	e 0.1	e 0.1	e 0.1	e 0.1	e 0.0	e 0.0	0.0	0.0	0.1
Israel	436	0.2	0.1	0.1	0.1	0.1	0.1
Japan	158	3.3	5.1	7.7	4.7	3.0	2.8	11.2	13.9	16.0	16.9	20.8	24.5
Korea, Republic of	542	4.2	0.1	0.7	0.7	0.4	0.1	3.4	3.0	3.8	5.5	7.5	6.8
New Zealand	196	7.7	12.8	20.2	21.8	15.6	24.9
Norway	142	0.0	0.0	0.0	0.0	0.0	0.2	0.5	0.4	0.6	0.4	0.3
Singapore	576	0.2	0.1	0.0	1.2	0.0	0.0	282.1	281.0	349.5	325.2	305.4	315.0
Sweden	144	0.0	0.0	0.0	0.0	1.7	2.0	3.7	2.6	2.9	5.0
Switzerland	146	1.2	2.1	3.6	4.4	4.2	6.8	7.7	6.9	7.7	8.0	5.3	7.6
Taiwan Prov. of China	528	1.7	1.4	2.2	2.4	2.7	2.9	3.1	2.3	3.3	6.2	3.5	5.3
United Kingdom	112	12.0	9.1	6.8	8.3	5.8	8.4	16.9	16.1	27.0	17.8	19.2	20.5
United States	111	4.9	7.2	13.1	14.7	12.4	13.1	45.6	30.2	33.5	37.4	42.2	46.1
Emerg. & Dev. Economies	200	69.7	86.6	61.1	60.6	66.5	147.3	1,044.0	1,152.8	1,309.4	1,212.2	1,458.1	1,587.5
Emerg. & Dev. Asia	505	63.0	74.0	58.6	57.4	65.0	144.2	502.3	545.5	685.5	796.9	980.7	1,032.3
Bangladesh	513	0.1	0.3	13.6	1.4	1.5	1.8	2.4	3.1	3.1
Brunei Darussalam	516	e 0.1	e 0.0	e 0.0	e 0.0	e 0.1	e 0.1	0.0	0.0	0.0	0.0	0.0
Cambodia	522	0.8	0.4	0.0	0.5	0.1	0.1
China,P.R.: Mainland	924	3.9	0.1	0.1	0.0	0.1	0.3	68.5	81.5	105.1	147.3	285.6	256.9
India	534	2.8	2.5	2.9	3.0	1.6	1.8	147.7	154.0	170.6	226.6	275.7	315.0
Indonesia	536	0.1	0.0	25.4	25.8	33.9	36.4	45.8	43.7
Lao People's Dem. Rep.	544	0.0	0.0	0.1	0.1
Malaysia	548	0.2	0.1	0.1	0.0	0.0	0.0	85.4	85.2	145.1	141.9	120.9	141.4
Myanmar	518	e 0.0	e 0.0	0.0	0.0	0.0	0.2	0.2
Nepal	558	0.0	0.3	0.0	0.0	0.0	0.0
Philippines	566	0.0	0.0	0.0	0.0	0.3	0.5	1.3	0.9	1.2	1.3	1.3	0.5
Sri Lanka	524	11.7	9.5	8.7	17.3	14.2	25.8	91.3	101.8	129.6	133.3	134.4	151.0
Thailand	578	44.3	61.7	46.7	36.7	48.0	101.7	74.4	86.0	87.6	91.1	99.4	104.4
Vietnam	582	0.0	0.1	0.1	0.2	0.3	0.4	2.4	4.2	6.4	7.1	8.9	9.9
Asia n.s.	598	3.8	3.6	4.1	8.9	5.2	5.8
Europe	170	0.1	0.2	0.6	0.1	0.3	0.3	9.2	9.1	14.4	26.9	54.0	55.8
Emerg. & Dev. Europe	903	0.1	0.1	0.0	0.1	0.3	0.3	9.0	8.8	13.9	25.4	52.5	55.2
Bulgaria	918	0.0	0.0	0.0	0.0	0.2	0.1	0.1	0.1	0.2	0.4

Maldives (556)

In Millions of U.S. Dollars

		Exports (FOB)						Imports (CIF)					
		2012	2013	2014	2015	2016	2017	2012	2013	2014	2015	2016	2017
Croatia	960	e 0.1	e 0.0	e 0.0	0.0	0.0	0.2	0.4	0.7
Hungary	944	e 0.0	e 0.0	e 0.0	e 0.0	e 0.0	0.1	0.2	0.1	0.2	0.2	0.0
Poland	964	0.0	0.0	0.1	0.2	0.3	1.0	1.3	3.6	4.9	9.1	6.9
Romania	968	e 0.0	e 0.0	e 0.0	e 0.0	0.0	0.0	0.5	0.4	0.1	0.0
Turkey	186	0.1	0.0	7.7	7.1	9.6	19.7	42.5	47.1
CIS	901	0.0	0.1	0.6	0.0	0.0	0.0	0.1	0.2	0.4	1.4	1.3	0.5
Russian Federation	922	0.0	0.1	0.6	0.0	0.0	0.2	0.4	0.3	0.5	0.4
Ukraine	926	0.0	0.0	0.0	0.0	0.0	0.0	0.0	1.1	0.8
Europe n.s.	884	0.1	0.1	0.1	0.1	0.1	0.2
Mid East, N Africa, Pak	440	5.7	11.6	1.8	1.1	1.0	2.7	479.8	545.5	577.3	357.7	383.0	457.9
Afghanistan, I.R. of	512	e 0.0	e 0.1	e 0.1	0.0	0.0
Algeria	612	e 0.2	e 0.0	e 0.1	e 0.1	e 0.3	e 0.1
Bahrain, Kingdom of	419	0.0	0.0	0.0	0.0	0.1	32.1	80.2	21.8	22.7	25.3
Egypt	469	2.3	2.5	2.3	3.8	4.7	5.2
Iran, I.R. of	429	5.0	10.8	0.8	0.1	0.5	0.1	0.0	0.0	0.0
Jordan	439	0.0	0.0	0.1	0.1	0.0	0.0	0.0	0.1
Lebanon	446	0.2	0.4	0.2	1.1	2.1	0.6
Morocco	686	e 0.0	e 0.0	e 0.0	e 0.0	e 0.0	e 0.1	0.1	0.1	0.0	0.1	0.0	0.2
Oman	449	0.0	4.0	8.1	12.1	4.5	7.8	5.4
Pakistan	564	1.5	5.3	9.1	7.4	7.3	5.9	9.9
Qatar	453	0.0	0.0	0.1	0.6	0.1	0.3	0.6	4.8	8.3
Saudi Arabia	456	0.1	0.0	0.0	0.0	1.7	0.9	1.6	1.3	1.1	1.2
Syrian Arab Republic	463	0.1	0.0
Tunisia	744	0.1	0.1	0.1	0.2	0.2	0.1
United Arab Emirates	466	0.5	0.7	0.8	0.9	0.6	0.8	465.2	491.4	472.8	317.1	333.6	401.8
Sub-Saharan Africa	603	0.0	0.1	0.1	2.0	0.0	0.0	5.7	7.3	9.1	9.0	16.2	15.5
Burkina Faso	748	0.8	0.9	1.0	0.9	1.1	1.2
Côte d'Ivoire	662	e 0.1	0.0	0.0
Estonia	939	0.0	0.0	0.0	0.0	0.1
Gambia, The	648	0.2	0.3
Kenya	664	e 0.0	e 0.0	0.1	0.1	0.2	0.1	0.1	0.2
Liberia	668	0.0	0.0	0.4	0.5
Madagascar	674	0.0	0.1
Mauritius	684	0.0	0.0	0.7	0.8	1.5	1.2	2.9	6.0
Nigeria	694	e 1.9
Seychelles	718	0.1	0.0	0.0	0.1	0.4	0.3	0.3	0.3	0.3
South Africa	199	0.0	0.0	0.0	4.1	5.2	6.1	6.2	10.4	6.4
Uganda	746	0.0	0.2	0.7	0.7
Western Hemisphere	205	0.9	0.7	0.0	0.0	0.2	0.0	47.1	45.3	23.0	21.7	24.2	26.0
Argentina	213	0.3	0.3	0.3	0.7	0.6	0.5
Bahamas, The	313	30.8	20.2	0.2	0.1	0.1	0.1
Brazil	223	0.0	10.5	18.3	16.2	15.1	16.2	17.2
Chile	228	e 0.0	e 0.0	e 0.0	0.1	0.3	0.3	0.3	0.3	0.3
Colombia	233	e 0.0	e 0.0	e 0.0	e 0.0	0.1	0.0	0.0	0.0	0.1
Ecuador	248	e 0.0	0.1	0.1	0.1	0.1	0.1	0.2
Guyana	336	0.2	0.9
Jamaica	343	0.8	0.6	0.0	0.0	0.1	0.1	0.1	0.1
Mexico	273	0.2	0.3	0.3	0.4	0.3	0.2
Panama	283	0.0	0.0	0.2	0.2
Paraguay	288	0.6	0.6	0.1	0.1
Peru	293	e 0.0	e 0.0	e 0.0	e 0.2	e 0.0	0.0	0.0	0.0
St. Lucia	362	3.3	3.6	4.2	4.0	4.5	4.9
Trinidad and Tobago	369	e 0.1	e 0.0
Uruguay	298	e 0.0	e 0.0	0.3	0.7	0.5	0.0	0.5	0.0
Venezuela, Rep. Bol.	299	0.1	0.0	0.0
Western Hem. n.s.	399	0.7	0.8	0.9	0.9	1.0	1.1
Memorandum Items													
Africa	605	0.2	0.1	0.2	2.1	0.3	0.2	5.9	7.5	9.3	9.3	16.5	15.7
Middle East	405	5.6	11.5	1.6	0.9	0.6	0.9	474.3	536.3	569.7	350.2	376.9	447.8
European Union	998	72.3	61.0	53.6	55.1	49.5	55.0	108.6	178.2	176.2	202.4	192.7	216.8

Maldives (556)

In Millions of U.S. Dollars

		Exports (FOB)						Imports (CIF)					
		2012	2013	2014	2015	2016	2017	2012	2013	2014	2015	2016	2017
Export earnings: fuel	080	5.8	11.8	2.3	3.0	0.9	1.0	472.0	533.5	567.8	345.6	370.6	442.7
Export earnings: nonfuel	092	155.5	154.6	142.9	144.8	139.9	229.1	1,090.4	1,207.6	1,434.5	1,563.4	1,767.5	1,908.9

Mali (678)

In Millions of U.S. Dollars

		Exports (FOB)						Imports (CIF)					
		2012	2013	2014	2015	2016	2017	2012	2013	2014	2015	2016	2017
IFS World		2,538.2	2,753.0	2,490.2	3,009.2	3,405.9	3,792.2	3,145.1	3,845.5
World	001	2,212.4	1,865.2	1,864.1	2,071.0	2,846.5	1,160.8	3,311.7	3,330.1	3,454.8	3,141.9	3,854.3	4,213.3
Advanced Economies	110	440.4	291.2	331.3	455.8	520.8	493.7	850.6	938.1	960.6	981.4	1,129.4	1,106.3
Euro Area	163	60.8	67.3	60.0	57.4	61.2	44.1	582.6	656.6	728.5	695.9	802.4	773.6
Austria	122	0.0	0.0	5.5	5.2	7.9	8.3	10.4	12.1
Belgium	124	4.3	17.3	6.3	1.9	5.0	1.2	40.4	48.4	45.1	50.0	74.2	73.3
Estonia	939	0.0	0.0	0.2	2.6	0.0	0.1	0.0	1.3
Finland	172	0.0	0.0	0.0	3.2	2.9	7.1	6.9	8.3	41.5	27.3	10.0
France	132	20.9	14.8	16.0	13.9	18.5	14.1	317.2	333.6	376.4	303.2	331.5	303.8
Germany	134	6.4	5.0	6.0	4.3	4.8	3.1	122.5	164.0	153.9	152.7	169.6	144.8
Greece	174	0.1	0.1	0.3	0.2	0.5	0.3	2.2	0.3
Ireland	178	0.0	0.0	0.0	0.0	0.2	0.0	16.6	21.8	30.3	21.7	22.9	33.4
Italy	136	19.7	18.6	18.3	13.7	8.6	7.2	36.0	26.2	52.0	64.0	66.8	71.9
Lithuania	946	2.8	3.0	3.0	3.0	3.0	3.0	0.0	0.0	0.2	27.7	25.0
Luxembourg	137	e 0.0	e 0.0	e 0.0	e 0.0	e 1.1	e 0.2	e 1.9	e 2.4	e 1.8	e 2.8
Netherlands	138	4.1	7.3	8.5	14.4	12.5	8.0	27.7	39.3	44.8	45.7	56.2	80.2
Portugal	182	2.5	1.1	1.7	6.1	5.3	4.6	3.8	5.0	5.5	4.3	4.5	8.9
Slovak Republic	936	e 0.0	e 0.0	e 0.0	e 0.0	e 0.0	e 0.5	e 1.6	e 1.6	e 1.1	e 6.3	e 5.0
Slovenia	961	0.0	0.1	1.7	0.1	0.3	0.8	0.8
Spain	184	0.0	3.6
Australia	193	2.6	2.2	31.5	6.4	5.3	1.3	51.7	63.0	40.9	38.9	34.7	37.5
Canada	156	4.1	3.5	3.5	3.8	3.1	5.2	15.8	11.5	10.7	15.3	21.0	19.7
China,P.R.: Hong Kong	532	2.0	4.5	1.1	0.3	0.6	0.4	2.0	1.9	2.3	1.4	1.4	1.5
Czech Republic	935	0.0	0.0	0.0	0.0	0.0	0.0	7.2	7.8	7.6	3.9	3.5	3.2
Denmark	128	0.0	0.0	0.5	0.0	0.2	0.7	2.8	7.6	10.3	10.9	14.5	19.4
Iceland	176	2.9	0.9	0.9	0.9	0.9	0.9
Israel	436	0.3	0.1	0.1	0.2	0.1	0.1	0.0	0.0	0.0	0.0	0.4	0.2
Japan	158	7.0	4.6	4.6	4.7	6.8	1.2	39.9	41.4	40.1	39.5	78.7	64.5
Korea, Republic of	542	0.1	0.0	0.0	1.2	0.0	0.0	19.2	29.2	11.9	11.3	16.9	26.5
New Zealand	196	0.0	0.0	0.0	0.0	0.0	0.1	3.2	3.6	4.1	5.0	3.5	5.7
Norway	142	0.0	0.0	0.0	0.0	0.0	4.4	3.8	4.1	6.5	3.8	1.1
Singapore	576	0.1	0.1	0.3	0.1	0.4	0.1	1.8	1.3	3.8	5.5	1.3	1.4
Sweden	144	0.7	0.9	1.8	0.9	3.0	4.9	18.4	23.6	18.3	11.6	14.8	18.5
Switzerland	146	354.0	194.7	214.3	366.1	428.2	423.0	1.7	2.8	2.5	2.7	5.7	1.5
Taiwan Prov.of China	528	e 1.6	e 6.1	e 3.3	e 5.2	e 2.5	e 6.1	e 1.1	e 0.7	e 0.3	e 0.3	e 0.7	e 1.3
United Kingdom	112	0.5	0.5	1.2	1.2	1.3	1.2	12.7	13.4	20.9	31.6	24.0	44.3
United States	111	6.5	6.8	8.9	8.3	8.0	5.4	83.2	69.1	53.2	100.0	101.2	85.8
Emerg. & Dev. Economies	200	1,772.0	1,574.0	1,532.7	1,615.2	2,325.7	667.1	2,455.7	2,350.1	2,449.4	2,118.1	2,673.8	3,056.6
Emerg. & Dev. Asia	505	329.8	255.5	242.5	272.7	317.4	192.6	609.7	621.8	675.8	602.1	775.1	748.7
Bangladesh	513	92.9	74.5	64.7	77.8	83.3	45.9	9.8	10.7	10.7	10.7	10.7	10.7
Cambodia	522	0.0	0.0	0.0	0.0	0.0	0.0	0.5	0.5	0.5	0.6	0.6
China,P.R.: Mainland	924	99.8	46.0	28.7	27.8	29.5	20.3	458.8	445.8	482.2	441.9	600.6	547.4
F.T. French Polynesia	887	e 0.0	e 0.1	e 0.0	e 0.0	e 0.0	e 0.0
F.T. New Caledonia	839	e 0.1	e 0.1	e 0.1	e 0.0	e 0.0	e 0.0	0.0
India	534	10.7	30.5	29.5	61.0	70.6	49.4	90.6	135.0	154.7	124.3	121.2	144.9
Indonesia	536	41.0	53.6	70.2	54.3	33.2	33.5	4.6	7.6	7.0	4.7	6.0	5.2
Kiribati	826	e 0.1	e 0.0	e 0.0	e 0.1	e 0.1
Malaysia	548	68.9	8.9	4.0	0.4	52.7	0.4	2.9	2.6	2.4	2.1	4.1	5.0
Mongolia	948	e 0.0	e 0.0	e 0.0	e 0.0	e 0.1
Myanmar	518	10.2
Nepal	558	e 0.0	e 0.0	e 0.0	e 1.6	e 0.1	0.4	0.4	0.4	0.5	0.5
Philippines	566	0.0	0.0	0.0	0.0	0.0	0.0	1.5	0.8	0.7	0.7	0.7	0.7
Sri Lanka	524	0.6	0.8	1.4	0.5	0.4	2.1
Thailand	578	3.8	14.4	21.6	23.0	16.0	17.8	11.0	11.2	8.7	9.9	22.5	23.8
Timor-Leste	537	0.1	0.0	0.0	0.0	0.0	0.0
Tonga	866	e 0.2	e 0.1	e 0.2	e 0.2	e 0.1	e 0.1
Vietnam	582	12.1	27.1	23.5	28.2	30.2	24.9	17.6	5.4	5.7	5.4	6.5	6.4
Asia n.s.	598	1.9	1.0	1.1	1.0	1.2	1.2

Mali (678)

In Millions of U.S. Dollars

		Exports (FOB)						Imports (CIF)					
		2012	2013	2014	2015	2016	2017	2012	2013	2014	2015	2016	2017
Europe	170	24.9	1.2	13.3	3.5	21.8	48.7	43.8	49.1	51.2	52.1	144.3	245.0
Emerg. & Dev. Europe	903	3.2	1.1	13.2	3.4	12.6	40.5	20.1	26.9	27.8	29.3	43.6	50.5
Albania	914	0.2	0.4	0.4	0.4	0.4	0.4
Bosnia and Herzegovina	963	e 0.0	e 0.0	e 0.0	e 0.0	e 0.0	e 0.0	1.1	1.1	1.1	0.1
Bulgaria	918	0.0	2.9	1.3	0.2	0.2	0.5	0.5
Hungary	944	0.0	0.0	0.0	0.0	1.1	6.5	3.9	2.7	2.1	6.1
Kosovo	967	e 0.0	e 0.0	e 0.0	e 0.1
Montenegro	943	e 0.0	e 0.0	e 0.0	e 0.0	e 0.0	e 0.1
Poland	964	0.2	0.2	0.2	0.2	0.1	0.1	1.9	4.3	2.8	4.3	4.8	14.7
Romania	968	0.1	0.1	0.1	0.1	0.1	0.1	3.5	2.8	2.9	5.8	3.9	2.5
Serbia, Republic of	942	e 0.0	e 0.2	e 0.0	e 0.0	e 0.1	e 0.1	e 0.3	e 0.3	e 0.1	e 0.1	e 0.6
Turkey	186	2.8	0.6	12.9	3.0	12.3	40.2	10.2	10.1	16.4	14.8	31.6	25.5
CIS	901	21.8	0.1	0.1	0.1	9.1	8.2	23.6	22.2	23.3	22.8	100.8	194.5
Azerbaijan, Rep. of	912	0.6	0.6	0.6	0.6	0.6	0.6
Belarus	913	0.0	0.0	0.0	3.7	0.0	12.2	16.3	8.7	12.0	30.4	24.1
Georgia	915	0.0	0.0	0.1	0.0
Russian Federation	922	21.7	0.1	0.1	4.9	7.9	7.0	0.1	6.5	6.3	62.0	162.1
Ukraine	926	0.1	0.0	0.0	0.0	0.5	0.2	3.9	5.1	7.5	3.9	7.7	7.7
Mid East, N Africa, Pak	440	257.5	206.9	179.6	216.2	242.0	131.9	107.5	130.7	160.9	174.1	202.7	203.7
Afghanistan, I.R. of	512	0.0	0.0	0.1	0.1	0.1	0.1	0.1
Algeria	612	0.2	0.1	0.1	0.1	0.0	0.1	0.4	0.2	0.2	0.2	2.3	2.5
Bahrain, Kingdom of	419	0.6	0.6	0.6	0.6	0.3	0.1	0.3	0.3	0.3	0.4	0.4
Egypt	469	0.4	0.1	0.1	0.1	0.1	0.1	1.6	0.9	1.6	3.1	11.0	10.8
Iran, I.R. of	429	0.0	0.0	0.0	0.0	0.0	8.7	0.9	1.0	0.9	1.1	1.1
Jordan	439	0.0	0.0	0.0	0.1	0.2	0.0
Lebanon	446	0.0	0.0	0.4	2.3	0.4	0.0	0.6	1.0	1.4	1.1	1.6	1.6
Libya	672	0.1	0.2	0.2	0.2	0.2	0.2	0.0	1.9	2.0	1.9	2.3	2.3
Mauritania	682	7.3	5.9	5.1	6.2	6.6	5.4	11.0	14.4	15.4	14.6	17.6	17.3
Morocco	686	2.9	5.0	3.6	3.1	16.3	10.8	38.7	47.6	74.6	90.8	97.4	83.2
Oman	449	0.0	0.0	0.0	0.0	0.0	1.4	1.2	1.2	1.2	0.2	1.2
Pakistan	564	0.5	0.4	0.4	0.4	0.4	0.6	14.8	21.4	21.4	21.4	21.4	21.6
Qatar	453	0.0	0.0	0.0	0.0	0.0	0.2	1.1	1.1	1.1	1.1	2.0
Saudi Arabia	456	1.3	0.5	0.5	0.5	0.6	0.1	4.0	3.6	3.6	3.6	3.6	9.8
Sudan	732	0.1	0.1	0.1	0.1	0.1	0.9	1.0	1.0	1.0	1.0	1.0
Tunisia	744	2.3	0.2	0.0	7.5	6.7	5.7	3.9	7.0	14.9
United Arab Emirates	466	241.8	193.9	168.4	202.4	216.8	114.3	17.7	28.2	30.2	28.6	34.4	33.9
Sub-Saharan Africa	603	1,159.1	1,109.5	1,091.4	1,122.6	1,744.4	293.6	1,680.5	1,542.0	1,551.8	1,281.5	1,486.5	1,845.8
Angola	614	0.0	0.1	0.1	0.1	0.1	0.1	0.1	0.0	0.0	0.0	0.0	0.0
Benin	638	3.9	5.0	4.4	5.2	5.6	4.6	172.3	82.7	88.4	83.7	100.8	99.3
Botswana	616	0.0	0.1	0.1	0.1	0.1	0.1
Burkina Faso	748	92.9	98.3	85.4	102.6	109.9	90.4	33.3	6.2	6.6	6.3	7.5	7.4
Burundi	618	0.0	0.0	0.0	0.0	0.0	0.0	0.0	0.1	0.1	0.1	0.1	0.1
Cameroon	622	0.1	0.2	0.1	0.2	0.2	0.1	0.4	0.1	0.1	0.1	0.1	0.1
Congo, Dem. Rep. of	636	0.0	1.0	0.9	1.0	1.1	0.9	0.2	0.1	0.1	0.1	0.1	0.1
Congo, Republic of	634	0.0	0.1	0.1	0.1	0.1	0.1	0.3	0.1	0.1	0.1	0.1	0.1
Côte d'Ivoire	662	341.8	369.4	367.6	375.4	170.3	62.3	352.5	443.4	448.5	314.0	378.0	372.7
Equatorial Guinea	642	0.1	0.5	0.4	0.5	0.5	0.4	0.0	0.0	0.0	0.0	0.0
Eswatini, Kingdom of	734	0.1	0.3	0.2	0.2	0.2	0.2	0.2
Estonia	939	0.0	0.0	0.2	2.6	0.0	0.1	0.0	1.3
Ethiopia	644	0.4	0.3	0.4	0.4	0.3	0.0	0.0	0.0	0.0	0.0	0.0
Gabon	646	0.0	0.1	0.1	0.1	0.1	0.1	0.1	0.2	0.2	0.2	0.2	0.2
Gambia, The	648	0.1	10.6	0.1	0.1	0.1	0.1	0.1
Ghana	652	3.5	4.0	3.5	4.2	4.5	3.7	100.2	69.0	73.8	69.9	84.1	83.0
Guinea	656	13.7	23.2	20.1	24.2	25.9	21.3	10.9	2.9	3.1	2.9	3.5	3.5
Kenya	664	0.0	0.0	0.0	0.0	0.0	0.0	0.0	0.0	0.0	0.0	0.1	0.3
Liberia	668	0.0	0.5	0.5	0.5	0.6	0.5	0.4	0.4	0.4	0.5	0.5
Madagascar	674	0.1	0.0	0.0	0.0	0.0	0.0	0.0	0.0	0.0	0.0	0.0	0.0
Mauritius	684	0.0	0.2	1.9	0.1	1.1	0.7	1.2	1.3	1.3	1.3	1.7	0.1
Namibia	728	e 0.0	e 0.0	e 0.0	e 0.0	0.0	0.1	0.1	0.1	0.1	0.1
Niger	692	2.9	8.9	7.7	9.3	9.9	8.2	104.7	13.8	14.8	14.0	16.9	16.6

Mali (678)

In Millions of U.S. Dollars

		Exports (FOB)						Imports (CIF)					
		2012	2013	2014	2015	2016	2017	2012	2013	2014	2015	2016	2017
Nigeria	694	2.4	0.6	0.5	0.6	0.7	0.5	2.5	1.5	1.6	1.5	1.8	1.8
Senegal	722	137.3	146.5	146.8	147.5	74.5	34.4	722.2	727.4	774.2	661.4	746.5	1,089.1
Seychelles	718	e 0.0	e 0.0	e 0.1	e 0.0	e 0.0	0.0	0.1	0.1	0.1	0.1	0.1
Sierra Leone	724	1.7	0.0	0.0	0.0	0.0	0.0	0.0	0.1	0.1	0.1	0.2	0.2
South Africa	199	558.0	449.1	450.4	449.0	1,337.3	63.4	158.9	183.2	126.2	111.8	124.1	153.1
Tanzania	738	0.0	0.3	0.3	0.3	0.3	0.3	0.0	0.0	0.0	0.0	0.0	0.2
Togo	742	0.3	1.2	0.3	1.1	1.2	1.3	9.4	8.1	10.6	12.2	18.5	15.7
Uganda	746	0.0	0.0	0.0	0.0	0.0	0.2	0.3	0.3	0.3	0.3	0.3
Zambia	754	0.1	0.0	0.0	0.0	0.0	0.0	0.0
Zimbabwe	698	0.0	0.0	0.0	0.0	0.0	0.0	0.0	0.4	0.5	0.4	0.5	0.5
Western Hemisphere	205	0.7	0.8	5.9	0.2	0.1	0.4	14.1	6.5	9.7	8.3	65.1	13.5
Antigua and Barbuda	311	e 0.0	e 0.1	0.0
Argentina	213	0.0	7.6	0.8	2.8
Belize	339	0.1
Brazil	223	0.4	0.7	5.8	0.1	0.1	0.1	2.2	4.7	5.6	7.7	46.4	6.8
Chile	228	0.0	0.6	0.0	0.0	0.1	0.0
Colombia	233	0.3	0.0	0.5	2.2
Costa Rica	238	0.0	0.1	0.1	0.1	0.1	0.1
Ecuador	248	e 0.0	2.5
Guatemala	258	0.1	0.9	12.8
Mexico	273	0.0	0.0	0.0	0.0	0.0	0.1	0.1	0.9	3.7	0.1	0.9	1.1
Nicaragua	278	0.1	0.1	0.1	0.1	0.1
Panama	283	1.4	0.0	0.0	0.0	0.0	0.0
Peru	293	1.3	0.3	0.1
Suriname	366	e 0.0	e 0.0	e 0.0	0.1	0.0	0.0	0.0	0.0	0.0
Trinidad and Tobago	369	e 0.0	e 0.1	e 0.0	e 0.0	e 0.0
Uruguay	298	0.0	0.0	0.0	0.3	0.1
Western Hem. n.s.	399	0.2	0.0	0.0	0.0	0.0	0.0
Other Countries n.i.e	910	0.1	5.4	1.4	1.5	1.4	1.7	1.7
Cuba	928	0.2	0.0	0.0	0.0	0.0	0.0
Korea, Dem. People's Rep.	954	0.1	5.2	1.4	1.5	1.4	1.7	1.7
Countries & Areas n.s.	898	0.0	40.5	43.3	41.0	49.3	48.6
Memorandum Items													
Africa	605	1,171.8	1,120.6	1,100.3	1,132.1	1,767.6	310.1	1,738.9	1,611.8	1,648.6	1,392.0	1,611.8	1,964.7
Middle East	405	244.3	195.4	170.3	206.3	218.5	114.8	34.3	39.3	42.5	42.0	55.9	63.0
European Union	998	62.3	69.0	63.9	59.9	65.9	51.0	633.2	723.9	795.5	767.0	870.6	882.8
Export earnings: fuel	080	268.3	196.7	171.1	205.5	224.3	124.0	43.5	40.0	48.8	46.6	113.3	220.2
Export earnings: nonfuel	092	1,944.1	1,668.4	1,693.0	1,865.6	2,622.2	1,036.8	3,268.2	3,290.1	3,406.0	3,095.3	3,741.0	3,993.1

Malta (181)

In Millions of U.S. Dollars

		Exports (FOB)						Imports (CIF)					
		2012	2013	2014	2015	2016	2017	2012	2013	2014	2015	2016	2017
IFS World		5,697.2	5,210.7	5,021.6	4,001.5	4,350.7	4,076.0	7,926.3	7,479.4	8,493.4	6,816.8	7,150.4	6,836.1
World	001	4,255.4	3,633.0	2,929.0	2,607.1	3,146.0	2,516.4	6,584.0	6,131.1	6,797.3	6,036.0	6,413.3	5,808.8
Advanced Economies	110	2,772.3	2,575.9	2,161.2	1,843.8	2,590.8	1,885.3	5,642.0	5,060.0	5,447.5	4,769.6	4,604.3	4,323.8
Euro Area	163	1,336.4	1,243.4	1,115.7	916.9	1,049.5	1,069.9	4,273.7	3,546.2	3,334.4	3,203.6	2,940.8	2,922.9
Austria	122	9.4	6.8	8.8	8.2	7.5	10.2	28.6	28.3	22.4	22.8	25.9	28.6
Belgium	124	19.4	12.9	10.1	7.6	12.1	16.0	96.4	120.9	129.3	153.5	106.2	119.7
Cyprus	423	2.6	1.9	3.8	2.9	0.6	1.1	12.8	9.0	7.9	9.0	36.1	21.1
Estonia	939	0.1	0.1	0.0	0.0	0.0	0.0	3.6	1.2	0.9	1.4	8.0	1.4
Finland	172	10.2	3.2	3.2	4.3	9.1	7.4	3.4	3.8	3.9	2.6	6.7	9.4
France	132	379.3	314.6	270.4	266.6	254.2	257.6	473.3	374.4	298.7	260.2	287.6	242.8
Germany	134	459.9	462.2	412.7	370.4	430.2	435.7	416.3	424.7	431.0	420.5	414.2	459.3
Greece	174	15.8	84.9	36.6	6.9	8.5	6.7	128.3	177.7	196.2	88.6	132.5	138.9
Ireland	178	9.7	9.6	12.3	9.3	6.1	4.4	25.6	25.6	29.8	29.5	33.9	32.0
Italy	136	222.8	206.0	214.7	152.7	232.2	236.6	2,543.6	1,856.0	1,556.9	1,439.5	1,379.4	1,335.2
Latvia	941	0.2	0.3	0.2	0.5	0.3	0.5	2.0	1.8	4.6	3.1	3.0	3.0
Lithuania	946	2.3	1.7	3.3	1.7	1.9	2.1	0.6	0.8	1.1	4.7	1.0	2.3
Luxembourg	137	0.5	0.5	0.2	0.2	0.0	0.1	0.3	0.9	0.3	0.6	0.9	1.7
Netherlands	138	125.8	62.3	52.3	34.9	38.0	25.9	253.3	267.0	307.6	488.2	256.4	214.8
Portugal	182	11.3	11.0	10.4	4.1	4.3	8.8	8.1	14.3	14.0	10.5	12.2	13.6
Slovak Republic	936	4.1	7.4	6.9	5.4	5.4	3.4	5.2	9.9	8.5	1.5	2.9	2.2
Slovenia	961	0.9	12.7	22.4	1.0	2.3	1.9	3.8	6.0	8.2	12.7	8.1	8.2
Spain	184	62.0	45.5	47.3	40.3	36.7	51.4	268.6	224.0	313.0	254.7	225.8	288.6
Australia	193	4.9	10.2	9.5	11.3	11.7	6.6	38.6	15.9	13.6	35.9	3.6	5.6
Canada	156	33.9	36.9	39.4	41.1	30.7	29.8	55.8	138.7	358.9	351.1	644.4	259.8
China,P.R.: Hong Kong	532	433.9	272.6	263.5	190.2	130.1	146.7	25.9	22.7	23.8	29.8	43.9	22.4
China,P.R.: Macao	546	0.1	0.3	0.0	0.0	0.0	0.0	0.1	0.0	0.0	0.1	0.0	0.0
Czech Republic	935	7.5	7.3	9.4	7.4	11.8	9.4	12.4	12.6	15.7	15.4	14.6	17.3
Denmark	128	17.9	13.7	10.1	4.3	6.7	11.5	23.6	28.0	24.7	33.8	35.6	27.3
Iceland	176	1.7	4.2	3.8	1.7	1.7	0.5	1.4	4.1	4.1	4.7	2.5	0.9
Israel	436	21.8	3.2	4.5	2.5	3.3	2.6	3.0	17.6	17.9	5.7	5.0	19.5
Japan	158	137.0	171.8	134.9	120.0	156.4	123.6	49.2	62.4	64.2	76.8	57.7	68.5
Korea, Republic of	542	12.6	13.8	12.5	17.5	29.9	50.5	107.0	104.0	83.8	51.3	69.0	42.6
New Zealand	196	1.1	1.4	2.3	1.6	0.8	0.9	4.2	7.4	45.1	3.8	3.6	19.1
Norway	142	4.6	4.0	5.0	7.4	3.0	4.9	2.8	83.8	51.2	0.8	4.6	3.5
San Marino	135	0.0	0.0	1.9	0.1	0.2	0.7	0.7	0.5
Singapore	576	316.6	368.9	219.1	188.1	170.0	149.6	96.7	104.9	79.0	76.7	33.3	117.2
Sweden	144	13.4	39.2	13.7	13.3	11.3	11.6	163.4	212.2	161.4	107.6	75.9	14.4
Switzerland	146	29.5	26.9	24.6	25.6	27.8	29.7	148.4	61.6	58.8	47.3	77.0	38.3
Taiwan Prov.of China	528	12.2	7.9	4.3	5.6	5.9	7.2	39.2	61.1	42.9	58.8	38.7	47.6
United Kingdom	112	160.1	142.8	131.7	139.8	117.6	87.4	475.0	407.6	515.2	463.8	384.5	449.6
United States	111	226.9	207.2	157.0	149.5	822.5	143.0	120.0	169.3	552.7	201.8	168.7	246.9
Emerg. & Dev. Economies	200	756.2	756.8	662.9	575.2	486.5	506.6	924.2	960.3	1,241.7	1,240.1	1,799.6	1,476.9
Emerg. & Dev. Asia	505	151.3	167.0	125.7	108.9	112.2	92.7	383.4	380.9	461.3	430.1	414.1	428.4
Bangladesh	513	5.1	1.5	3.6	6.9	6.0	4.0	0.5	0.9	1.0	0.3	0.4	0.3
Bhutan	514	1.0
Cambodia	522	0.0	0.0	0.0	0.0	0.6	0.6	0.6	0.6	0.5	0.7
China,P.R.: Mainland	924	78.3	62.0	30.5	27.0	48.0	42.5	206.4	180.1	194.6	235.0	204.8	192.3
Fiji	819	1.6	0.2	2.2	1.4	2.8	0.0	0.1
India	534	19.1	34.9	18.2	16.9	17.0	14.5	95.6	113.7	134.5	123.7	119.5	144.2
Indonesia	536	18.5	13.2	1.3	6.2	1.9	0.8	3.3	4.2	4.9	3.7	5.2	4.7
Kiribati	826	0.1
Malaysia	548	1.8	0.6	16.9	15.4	5.8	5.1	15.8	23.9	30.2	29.8	21.8	30.3
Maldives	556	0.4	1.3	0.9	0.7	0.9	0.8	0.0	0.0	0.1	0.0	0.0
Marshall Islands	867	4.2	48.9	0.0	27.7	14.8
Mongolia	948	0.0	2.0	0.0	0.0	0.0	0.0
Myanmar	518	0.1	0.1	0.0	0.1	0.1	0.1	0.0	0.1	0.0	0.0
Nepal	558	4.8	5.5	0.2	0.3	0.3	0.3	0.1	0.0	0.0	0.0	0.0	0.0
Papua New Guinea	853	0.1	0.0	0.4	0.2	0.1	0.1	0.0
Philippines	566	6.2	35.3	42.6	25.1	21.0	17.5	30.8	34.1	17.6	14.1	8.8	12.5
Solomon Islands	813	0.1	0.5	0.1	1.2	0.4	0.5	0.0	0.0

Malta (181)

In Millions of U.S. Dollars

		Exports (FOB)						Imports (CIF)					
		2012	2013	2014	2015	2016	2017	2012	2013	2014	2015	2016	2017
Sri Lanka	524	7.5	2.2	0.7	0.5	0.7	0.5	1.4	0.5	2.1	1.5	0.5	0.4
Thailand	578	3.1	1.9	1.7	2.6	3.7	2.2	26.0	19.8	23.1	18.5	22.1	23.6
Tonga	866	0.1	1.6	0.0
Vanuatu	846	0.1	0.0	0.0
Vietnam	582	3.7	5.7	1.0	3.0	3.5	3.7	2.4	2.9	3.5	2.5	2.8	4.5
Asia n.s.	598	0.0	0.0	1.5	0.0	0.0	0.0	0.1	0.0	0.0	0.0
Europe	170	210.0	194.0	151.6	87.7	77.3	96.7	317.4	284.1	536.9	469.6	281.1	320.5
Emerg. & Dev. Europe	903	158.0	134.3	124.4	76.7	71.7	91.6	281.6	268.7	512.6	364.7	236.4	304.9
Albania	914	1.3	1.5	1.1	0.4	0.1	0.1	0.1	0.4	0.2	2.3	1.9	6.3
Bosnia and Herzegovina	963	0.0	0.0	0.1	0.1	0.0	0.2	2.5	0.9	2.1	0.1	0.1	0.2
Bulgaria	918	5.3	5.2	5.9	3.8	5.7	5.6	33.0	17.0	26.0	32.9	39.7	16.1
Croatia	960	3.6	22.5	18.0	0.6	1.7	7.1	23.5	56.0	102.3	67.1	34.3	121.2
Faroe Islands	816	0.0	1.0	0.0
Gibraltar	823	0.1	9.8	0.0	0.1	0.4	0.6	35.7	0.1	103.2	21.8	2.9	3.6
Hungary	944	6.5	4.9	7.3	6.6	8.4	12.3	9.4	8.9	6.7	11.4	9.9	10.7
Macedonia, FYR	962	0.0	0.7	0.0	1.6	0.1	0.0	0.1	0.1	0.1	0.2	0.2
Montenegro	943	0.0	0.6	0.1	0.2	0.0	0.3	0.9	77.2	2.9	1.7	0.9
Poland	964	18.3	23.0	24.4	21.2	19.2	29.2	31.0	31.4	38.7	47.9	29.1	20.7
Romania	968	23.3	44.4	40.3	17.9	17.4	17.4	31.7	29.3	45.4	45.4	17.2	15.7
Serbia, Republic of	942	1.6	5.9	5.3	6.5	3.0	3.2	5.5	0.8	3.2	1.1	3.9	1.4
Turkey	186	98.1	17.0	20.7	19.4	13.9	15.8	108.8	121.7	107.3	131.8	95.5	108.1
CIS	901	52.0	59.7	27.2	11.0	5.6	5.1	35.7	15.3	24.2	104.9	44.7	15.6
Azerbaijan, Rep. of	912	0.1	0.1	0.0	0.0	0.0	0.1	10.3	3.6	3.5	14.1	12.8	0.0
Belarus	913	0.2	0.0	0.0	0.0	0.0	0.0	0.0	0.0	0.0	0.1
Georgia	915	0.0	7.7	0.1	6.4	0.1	0.2	12.1	0.0	0.0	0.0	0.0	0.0
Kazakhstan	916	0.1	0.1	0.1	0.0	0.5	0.1	0.0	0.1	0.1	0.0	1.3
Kyrgyz Republic	917	0.8	4.9	1.7	1.0	1.1	1.0	0.0	0.2	0.0
Moldova	921	1.1	0.0	0.0	0.0	0.2	0.0	1.3	0.5	0.0	0.0	0.7	0.3
Russian Federation	922	45.8	46.7	4.4	3.5	3.5	0.8	4.0	10.5	20.0	80.7	27.8	11.4
Turkmenistan	925	3.4	16.3	0.0	0.0	2.6	0.0	0.0
Ukraine	926	0.5	0.2	4.7	0.1	0.1	0.1	8.0	0.7	0.2	10.0	3.3	2.4
Uzbekistan	927	0.0	0.0	0.0	0.2	0.0	0.0	0.0
Mid East, N Africa, Pak	440	287.6	283.3	278.6	244.0	195.5	226.3	106.4	114.2	113.4	104.4	192.8	167.9
Afghanistan, I.R. of	512	4.3	0.0	0.3	4.4	0.9	0.0	0.0	0.0
Algeria	612	8.6	0.4	0.9	9.8	1.8	1.6	1.5	41.3	31.2	2.9	8.0	15.7
Bahrain, Kingdom of	419	3.0	1.2	1.6	1.8	1.1	1.3	0.1	0.1	0.2	0.2	0.3	0.1
Djibouti	611	6.5	5.6	7.0	6.8	6.7	4.5	0.0	0.0	0.3
Egypt	469	27.9	12.1	18.3	16.8	12.5	16.8	6.2	10.4	29.0	20.9	55.5	42.5
Iran, I.R. of	429	0.1	0.1	0.4	0.2	1.1	0.8	0.2	0.1	0.2	0.3	0.4	0.2
Iraq	433	1.2	2.4	1.8	0.8	0.8	2.2	0.0	0.0	0.0	0.0	0.0	0.0
Jordan	439	3.0	4.8	2.9	3.0	2.2	2.7	0.9	0.5	1.1	0.9	0.1	7.1
Kuwait	443	2.4	3.0	3.8	2.8	4.8	3.1	0.3	0.0	0.0	0.0	0.0	0.0
Lebanon	446	1.4	1.2	0.8	0.6	0.7	0.6	0.6	2.4	1.7	0.7	1.0	1.0
Libya	672	158.3	158.2	131.2	99.9	85.3	113.5	27.9	27.6	5.8	17.6	14.0	16.0
Mauritania	682	1.0	0.7	0.3	0.2	0.1	0.0	0.0	0.0	0.1	0.0
Morocco	686	2.5	0.8	27.6	3.2	2.7	3.6	5.4	7.1	6.1	7.2	12.3	16.1
Oman	449	5.3	7.7	8.2	9.9	5.4	8.7	0.4	0.3	0.5	0.5	0.2	0.0
Pakistan	564	0.4	0.1	0.1	0.6	0.5	0.5	2.5	2.5	2.9	3.0	3.1	3.2
Qatar	453	3.8	17.6	4.5	8.1	4.6	5.2	0.7	0.2	0.3	1.5	0.8	1.4
Saudi Arabia	456	22.3	26.1	27.2	43.6	25.5	22.4	3.8	2.9	3.5	10.2	44.8	18.7
Somalia	726	1.0	1.5	3.1	1.6	1.0	3.6	0.0
Sudan	732	2.8	2.3	1.2	1.6	1.3	0.6	0.0	0.0	0.0	0.0	0.0	0.1
Syrian Arab Republic	463	0.0	0.0	0.1	0.0	0.0	0.3	0.1	0.3	0.1	0.0	0.0
Tunisia	744	5.7	11.0	11.0	8.5	6.3	11.1	9.6	5.4	13.9	25.7	44.1	35.7
United Arab Emirates	466	17.1	19.9	17.6	20.7	22.7	19.2	46.1	13.3	16.6	12.5	8.1	9.8
West Bank and Gaza	487	1.6	0.1	0.2	0.1	0.2	0.1	0.1	0.1	0.0	0.0
Yemen, Republic of	474	7.5	6.6	9.1	3.0	3.7	3.0
Sub-Saharan Africa	603	68.1	76.9	72.0	79.9	64.5	62.3	10.1	55.6	40.0	36.6	25.4	62.9
Angola	614	9.4	10.2	11.3	10.5	2.7	7.6	0.0	0.0	0.4
Botswana	616	3.3	0.3	0.9	0.4	0.5	0.7

Malta (181)

In Millions of U.S. Dollars

		Exports (FOB)						Imports (CIF)					
		2012	2013	2014	2015	2016	2017	2012	2013	2014	2015	2016	2017
Burkina Faso	748	0.1	0.1	0.1	0.1	0.2	0.3	0.0
Burundi	618	0.3	0.0
Cabo Verde	624	0.2	0.5	3.0	1.7	0.4	0.7	0.0
Cameroon	622	0.8	3.5	2.7	2.0	4.7	2.1	0.9	32.3	13.7	13.6	13.8	17.3
Chad	628	3.2	2.6	2.4	3.5	1.5	1.3
Congo, Dem. Rep. of	636	0.4	0.1	0.9	1.8	0.8	1.7	0.0	0.1	0.1
Congo, Republic of	634	0.8	1.2	1.7	0.2	0.2	0.0	0.0	0.4	0.1	0.1	0.1
Côte d'Ivoire	662	0.3	0.2	0.2	0.7	0.4	0.4	2.9	0.1	4.8	0.2	0.3	0.2
Equatorial Guinea	642	0.0	0.0	25.0
Eritrea	643	0.1	0.4	0.2	0.0	0.0	0.0	0.0	0.0
Eswatini, Kingdom of	734	0.2	0.4	0.4	0.0	0.6	0.0	0.0
Estonia	939	0.1	0.1	0.0	0.0	0.0	0.0	3.6	1.2	0.9	1.4	8.0	1.4
Ethiopia	644	0.4	0.0	0.5	0.6	0.0	0.0	0.0	0.3	0.0	0.0	0.0
Gabon	646	0.2	0.1	0.2	1.4	0.1	0.1	0.0	0.0	0.1	0.2
Gambia, The	648	1.7	1.8	2.8	3.8	0.8	1.0	0.0
Ghana	652	3.1	16.3	0.4	13.7	17.9	1.5	0.3	0.1	0.4	0.0	0.0	0.0
Guinea	656	12.0	2.4	3.7	1.4	1.2	1.3
Guinea-Bissau	654	0.5	0.8	0.9	0.2	0.2	0.5
Kenya	664	0.6	1.0	1.5	2.6	2.3	1.3	0.4	0.2	0.3	0.5	0.6	0.3
Lesotho	666	2.9	2.5	2.1	1.1	2.8
Liberia	668	0.5	0.7	0.6	0.8	1.2	1.0	0.0
Madagascar	674	0.0	0.0	0.0	0.2	0.7	0.7	0.0	0.0	0.0
Malawi	676	2.6	2.1	0.0	1.3	0.0	0.4
Mali	678	2.0	2.0	2.2	2.7	1.7	1.6	0.0	0.0	0.0	0.0
Mauritius	684	3.9	2.7	0.6	1.2	1.1	7.5	0.4	1.3	1.7	2.0	1.8	3.3
Mozambique	688	0.4	1.0	1.6	2.0	2.9	0.6	0.0	0.0
Namibia	728	0.0	0.0	0.0	0.0	0.0	0.4	1.4	2.2	1.1	1.1	0.8	0.5
Niger	692	0.5	0.9	2.8	1.5	0.8	1.4	0.0	0.0	0.0
Nigeria	694	6.3	10.3	11.8	8.9	5.6	7.2	0.0	0.0	0.0	0.0	1.6	0.0
Rwanda	714	0.0	0.4	0.8	1.1
São Tomé & Príncipe	716	0.6	0.0	0.1	0.1	0.3
Senegal	722	3.2	3.5	4.2	3.2	3.7	4.1	0.5	0.7	1.0	0.9	1.1	0.9
Seychelles	718	0.2	0.4	0.1	0.1	1.7	0.4	0.6	0.7	0.2	0.5	0.2	1.1
Sierra Leone	724	6.2	2.4	0.1	0.9	0.8	0.2	0.0	0.0	0.0	0.0
South Africa	199	4.1	6.2	6.0	6.9	5.5	7.6	2.2	17.3	14.9	16.3	3.6	12.2
South Sudan, Rep. of	733	0.2	0.4	0.6	1.7
Tanzania	738	0.0	0.0	0.0	0.2	1.5	1.3	0.4	0.1	0.3	0.2	0.2	0.3
Togo	742	0.2	0.2	0.1	0.2	0.1	0.1	0.0
Uganda	746	0.4	5.8	3.5	0.9	0.5	0.2	0.3	0.0	0.2	0.1	0.2
Zambia	754	0.1	0.0	0.0	0.0	0.0	0.0
Zimbabwe	698	0.0	0.0	0.1	0.1
Western Hemisphere	205	39.2	35.7	34.9	54.7	37.0	28.5	107.0	125.6	90.1	199.4	886.2	497.3
Antigua and Barbuda	311	0.3	0.2	0.0	0.0	0.1	0.0	0.2	0.4	0.0	0.0	0.0	0.0
Argentina	213	0.8	0.8	0.4	0.3	0.3	0.1	3.0	0.8	1.2	1.4	4.4	7.3
Bahamas, The	313	0.0	0.0	0.0	0.1	1.0	0.1	11.3	0.0	0.1
Barbados	316	0.0	0.1	0.3	0.0	0.2	0.0	0.0
Belize	339	0.1	0.0	0.8	1.1	0.1	0.4	0.0	0.0
Bermuda	319	0.0	0.0	1.8	13.5	0.0	0.5
Bolivia	218	0.0	0.0	0.1	0.2	0.0
Brazil	223	8.2	6.6	4.6	2.8	2.2	2.9	20.1	17.6	24.9	15.3	13.9	13.7
Chile	228	0.5	0.3	0.2	0.1	0.0	0.1	1.9	2.3	2.2	1.8	3.8	5.6
Colombia	233	0.0	0.1	0.3	0.2	0.2	0.5	0.1	0.1	0.1	1.5	2.9	3.8
Costa Rica	238	0.0	0.0	0.0	0.0	0.0	0.1	0.4	0.1	1.3	1.0	0.7	1.0
Curacao	354	0.0	0.0	0.0	0.0	0.1	0.0	0.0	5.7
Dominica	321	0.1	0.0	0.0
Dominican Republic	243	2.6	1.8	2.7	1.3	2.1	2.3	0.0	0.0	0.0	0.0	0.1	0.1
Ecuador	248	0.1	0.0	0.0	0.1	0.7	1.3	2.5	1.9	3.3	3.3
Guatemala	258	0.0	0.0	0.0	0.0	0.1	0.1	0.0	0.0	0.0	0.0
Guyana	336	0.1	6.3	0.1	0.4	0.1	0.2	10.6	0.0
Haiti	263	0.4	1.0	3.8	1.1	0.0	0.6	0.0	0.0

Malta (181)

In Millions of U.S. Dollars

		Exports (FOB)						Imports (CIF)					
		2012	2013	2014	2015	2016	2017	2012	2013	2014	2015	2016	2017
Honduras	268	1.2	0.3	0.0	0.0	0.0	0.0	0.0
Jamaica	343	0.0	0.0	0.6	0.0	2.1	0.0	0.0	0.0	0.0
Mexico	273	10.8	16.1	13.2	16.9	16.3	14.4	13.1	1.0	0.5	1.0	2.1	1.6
Montserrat	351	0.3	0.0	0.0
Netherlands Antilles	353	0.1	0.0
Nicaragua	278	1.7	0.0	0.0	0.0	0.0	0.1	0.0
Panama	283	0.1	0.6	0.2	0.8	0.3	0.2	4.5	2.1	1.8	0.0	0.0
Paraguay	288	0.0	0.0	0.1	0.0	0.0	0.0	0.0	0.0	0.0	0.1
Peru	293	4.2	0.1	7.5	4.4	0.0	0.0	0.2	0.1	0.3	0.6	0.4	1.0
St. Kitts and Nevis	361	0.0	1.2	0.0	0.0
St. Vincent & Grens.	364	0.0	1.4	2.7
Suriname	366	0.1	0.1	0.0	0.1	0.0	0.0	0.0	0.3	0.0
Trinidad and Tobago	369	0.2	0.1	0.0	0.2	0.1	0.1	0.1	0.1	0.0	0.1	0.1	22.8
Uruguay	298	0.0	0.0	0.0	0.0	0.1	0.1	0.2	0.1	0.2	0.0
Venezuela, Rep. Bol.	299	8.8	0.0	24.0	11.3	5.8	0.0	0.0	0.0	0.0	0.0	0.0
Western Hem. n.s.	399	0.0	0.0	0.0	0.4	0.8	0.1	38.8	98.5	56.7	157.8	854.0	427.9
Other Countries n.i.e	910	0.0	0.0	0.0	0.2	0.1	0.0
Cuba	928	0.0	0.0	0.0	0.2	0.1	0.0
Special Categories	899	726.9	300.2	104.9	187.6	68.6	113.5	1.5	26.1	0.4
Countries & Areas n.s.	898	0.1	0.0	0.1	0.6	0.2	11.0	16.2	84.7	107.5	26.2	9.4	8.1
Memorandum Items													
Africa	605	96.1	99.2	122.9	111.1	83.8	85.5	26.5	109.4	91.2	72.5	90.0	130.4
Middle East	405	254.9	260.9	227.4	211.5	170.7	199.9	87.5	57.9	59.3	65.4	125.1	97.1
European Union	998	1,592.2	1,546.4	1,376.5	1,131.8	1,249.3	1,261.4	5,076.6	4,349.3	4,270.5	4,028.8	3,581.6	3,615.8
Export earnings: fuel	080	307.9	314.5	254.9	253.6	183.2	209.2	96.2	101.2	85.1	144.4	125.5	130.3
Export earnings: nonfuel	092	3,947.5	3,318.4	2,674.1	2,353.5	2,962.8	2,307.1	6,487.7	6,029.9	6,712.2	5,891.6	6,287.8	5,678.6

Marshall Islands, Republic of (867)

In Millions of U.S. Dollars

		Exports (FOB)						Imports (CIF)					
		2012	2013	2014	2015	2016	2017	2012	2013	2014	2015	2016	2017
IFS World	
World	001	249.3	410.5	457.9	441.2	361.9	428.3	457.6	675.3	1,692.1	1,659.3	4,742.7	14,656.0
Advanced Economies	110	45.4	18.2	193.0	204.5	275.8	291.5	260.1	450.1	1,516.6	1,176.3	2,487.5	10,718.4
Euro Area	163	40.5	15.1	192.6	190.0	258.3	225.2	256.9	446.0	1,272.4	1,120.2	924.4	1,006.1
Austria	122	e 0.3	e 0.0	e 0.4	e 0.2	e 0.1	e 0.4	e 0.4	e 0.4
Belgium	124	e 0.1	e 0.5	e 0.0	e 0.0	e 0.0	e 0.2	e 0.5	e 1.9	e 0.0	e 0.2	e 0.2
Cyprus	423	e 0.0	e 5.3	e 97.0	e 63.7	e 59.0	e 322.9	e 235.0	e 95.5	e 161.2
Estonia	939	e 0.0	e 0.4	e 0.0	e 0.1	e 0.0	e 0.3
Finland	172	e 0.0	e 0.0	e 4.4	e 17.3	e 1.6	e 0.1	e 0.0	e 0.2
France	132	e 14.1	e 57.1	e 0.0	e 0.7	e 0.1	e 1.2	e 2.5	e 32.4	e 30.4	e 102.6	e 4.6
Germany	134	e 0.0	e 0.1	e 0.0	e 10.7	e 0.0	e 16.2	e 207.4	e 212.1	e 799.1	e 688.7	e 171.5	e 489.4
Greece	174	e 36.5	e 0.1	e 79.5	e 81.3	e 133.6	e 23.1	e 35.1	e 22.4	e 38.2	e 102.2	e 87.2	e 101.1
Ireland	178	e 0.0	e 0.1	e 0.0	e 0.0	e 0.0	e 0.0	e 0.5
Italy	136	e 2.4	e 0.0	e 4.1	e 0.0	e 1.2	e 0.5	e 100.1	e 59.9	e 34.0	e 463.0	e 37.4
Latvia	941	e 0.0	e 0.1	e 0.0	e 0.0	e 0.0	e 0.4	e 0.8	e 1.2	e 1.3	e 0.4	e 0.1
Lithuania	946	e 0.0	e 0.0	e 0.1	e 0.5	e 0.3	e 0.9	e 0.2	e 0.0
Malta	181	e 46.1	e 0.0	e 26.1	e 14.0	e 4.4
Netherlands	138	e 0.0	e 0.1	e 0.3	e 0.3	e 12.0	e 74.3	e 2.7	e 70.8	e 6.5	e 0.5	e 0.8	e 146.7
Portugal	182	e 0.0	e 0.0	e 0.0	e 0.0	e 0.0	e 0.1	e 0.3	e 0.4	e 0.8	e 0.6	e 0.9
Slovenia	961	e 0.0	e 0.0	e 0.1
Spain	184	e 1.3	e 0.3	e 0.1	e 0.2	e 22.0	e 37.2	e 4.3	e 18.1	e 3.3	e 25.9	e 1.9	e 63.0
Australia	193	e 0.3	e 0.1	e 7.0	e 7.3
China,P.R.: Hong Kong	532	e 0.4	e 0.0	e 0.1	e 0.8	e 0.2
Czech Republic	935	e 0.0	e 0.1	e 0.0	e 0.1	e 0.1	e 0.4	e 1.7	e 0.1	e 0.0
Denmark	128	e 0.1	e 0.0	e 0.1	e 14.1	e 0.0	e 4.8	e 2.5	e 2.4	e 231.6	e 51.0	e 9.1	e 3.2
Japan	158	e 11.8	e 1,326.3
Korea, Republic of	542	e 0.0	e 16.9	e 1,054.2	e 5,926.8
New Zealand	196	e 0.0	e 0.9	e 3.5
Norway	142	e 12.5	e 95.1	e 0.4
Singapore	576	e 0.0	e 0.2	e 348.5	e 2,106.5
Sweden	144	e 0.0	e 0.1	e 0.0	e 0.0	e 0.0	e 1.2	e 0.1	e 0.2	e 0.0	e 0.0	e 1.0
Switzerland	146	e 0.0	e 0.0	e 0.8	e 1.3
Taiwan Prov.of China	528	e 0.0	e 0.1	e 2.1	e 19.4
United Kingdom	112	e 4.8	e 2.9	e 0.2	e 0.1	e 0.1	e 0.8	e 0.6	e 1.5	e 12.0	e 2.7	e 0.6	e 1.2
United States	111	e 4.4	e 30.3	e 44.8	e 315.1
Emerg. & Dev. Economies	200	204.0	392.3	264.9	236.7	86.1	136.8	197.6	225.2	175.4	482.9	2,255.3	3,937.5
Emerg. & Dev. Asia	505	0.4	0.5	0.5	0.5	34.5	87.7	1.2	2.1	2.1	1.7	1,086.0	3,275.9
Cambodia	522	e 3.1	e 3.6	e 0.0
China,P.R.: Mainland	924	e 3.6	e 17.2	e 1,081.2	e 3,269.6
Fiji	819	e 0.0	e 0.1	e 0.0	e 0.0	e 0.3	e 0.3	e 0.7	e 0.9	e 1.7	e 1.3	e 0.9	e 1.7
India	534	e 0.0	e 0.1	e 0.1	e 0.1
Indonesia	536	e 15.0	e 59.7	e 0.3	e 0.3
Kiribati	826	e 0.0	e 0.0	e 0.1	e 0.3	e 0.2	e 0.1	e 0.9	e 0.0	e 0.0	e 0.0	e 0.0
Malaysia	548	e 5.3	e 0.4	e 1.1	e 0.5
Micronesia	868	e 0.3	e 0.2	e 0.2	e 0.2	e 1.1	e 3.1	e 0.4	e 0.3	e 0.2	e 0.2	e 0.6	e 1.2
Myanmar	518	e 0.1	e 0.1	e 0.0	e 0.1	e 0.1	e 0.1
Papua New Guinea	853	e 0.1	e 0.1	e 0.1	e 0.1	e 0.1	e 0.1
Philippines	566	e 5.9	e 2.8	e 1.7	e 2.3
Europe	170	184.1	99.5	203.1	210.4	19.2	44.8	196.0	221.7	171.1	465.4	1,151.4	598.5
Emerg. & Dev. Europe	903	184.1	99.5	203.1	210.4	19.0	44.7	196.0	221.7	171.1	465.4	1,150.3	544.3
Albania	914	e 0.0	e 0.0	e 0.0	e 0.2	e 1.1	e 2.5	e 1.3
Bulgaria	918	e 0.0	e 0.0	e 0.0	e 0.0	e 0.1	e 2.3	e 2.8	e 3.1	e 1.8	e 0.1	e 0.2
Croatia	960	e 0.1	e 0.0	e 0.0	e 0.0	e 13.8	e 31.9	e 65.4	e 0.6	e 64.8	e 46.3	e 16.1
Hungary	944	e 0.0	e 0.6
Poland	964	e 183.9	e 99.5	e 203.1	e 210.3	e 10.7	e 5.6	e 123.9	e 118.6	e 166.5	e 80.6	e 364.7	e 6.8
Romania	968	e 0.0	e 37.7	e 34.9	e 0.0	e 317.1	e 612.9	e 355.3
Serbia, Republic of	942	e 0.1	e 0.0	e 0.0	e 0.1	e 0.0	e 0.3	e 0.0	e 0.0
Turkey	186	e 8.3	e 25.2	e 123.8	e 164.4
CIS	901	0.0	0.3	0.1	1.1	54.3
Georgia	915	e 0.1	e 0.0

Marshall Islands, Republic of (867)

In Millions of U.S. Dollars

		Exports (FOB)						Imports (CIF)					
		2012	2013	2014	2015	2016	2017	2012	2013	2014	2015	2016	2017
Russian Federation	922	e 0.0	e 0.1	e 0.3
Ukraine	926	e 0.1	e 0.1	e 1.0	e 53.9
Mid East, N Africa, Pak	440	3.9	0.1	37.8	22.7	0.6	0.0	0.1	0.0	0.1	0.3	0.8	1.6
Afghanistan, I.R. of	512	e 22.7
Bahrain, Kingdom of	419	e 0.0	e 0.0	e 37.8	e 0.0	e 0.0	e 0.1	e 0.0	e 0.1	e 0.3	e 0.2	e 0.2
Morocco	686	e 0.6	e 0.0	e 0.0
Pakistan	564	e 0.0	e 0.1	e 0.0	e 0.0
Qatar	453	e 0.6
Saudi Arabia	456	e 0.0	e 0.0	e 1.4
United Arab Emirates	466	e 3.8	e 0.0	e 0.0
Sub-Saharan Africa	603	2.5	290.5	4.3	1.3	23.4	2.8	0.0	1.1	1.7	13.1	14.1	54.9
Angola	614	e 0.0	e 2.7	e 0.1	e 0.1	e 0.1	e 11.3	e 10.0	e 11.5
Benin	638	e 0.2	e 0.2
Cameroon	622	e 0.0	e 1.7
Côte d'Ivoire	662	e 0.0	e 0.0	e 0.0	e 0.4	e 0.5	e 0.4
Estonia	939	e 0.0	e 0.4	e 0.0	e 0.1	e 0.0	e 0.3
Ghana	652	e 0.2	e 0.1	e 0.1	e 0.3
Kenya	664	e 3.8
Madagascar	674	e 0.0	e 0.0	e 0.0	e 0.3
Mauritius	684	e 0.0	e 2.1	e 0.0
Mozambique	688	e 0.0	e 0.0	e 0.0	e 0.1	e 0.0	e 0.8	e 0.1	e 0.0	e 0.0	e 0.0	e 0.0
Namibia	728	e 0.0	e 290.3	e 0.1	e 0.5	e 14.7	e 0.8	e 0.0	e 0.9	e 1.6	e 1.4	e 1.5	e 4.5
Rwanda	714	e 0.4	e 0.1	e 0.0
Sierra Leone	724	e 0.1
South Africa	199	e 0.5	e 36.4
Tanzania	738	e 2.0	e 1.3	e 0.4	e 4.6
Togo	742	e 0.1	e 0.0	e 0.0	e 0.0	e 0.0
Western Hemisphere	205	13.2	1.7	19.2	1.7	8.3	1.5	0.2	0.3	0.5	2.5	3.0	6.6
Argentina	213	e 0.0	e 0.0	e 0.1
Barbados	316	e 0.0	e 0.0	e 0.1	e 0.0	e 0.0
Brazil	223	e 0.0	e 0.5	e 3.3
Colombia	233	e 0.1
Costa Rica	238	e 0.1	e 0.0	e 0.0	e 0.0
Dominican Republic	243	e 16.7	e 0.0	e 0.1	e 0.1	e 0.1	e 0.0	e 0.1	e 0.0
Ecuador	248	e 2.9	e 1.4	e 0.1
Mexico	273	e 13.2	e 1.7	e 2.4	e 1.6	e 5.2	e 0.0	e 0.1	e 0.0	e 0.0	e 0.4	e 0.9	e 0.5
Montserrat	351	e 0.1	e 0.1	e 0.1	e 0.2
Peru	293	e 0.0	e 0.0	e 0.8
St. Lucia	362	e 0.1	e 0.2
Trinidad and Tobago	369	e 0.0	e 0.0	e 0.1	e 0.1	e 2.0	e 1.4	e 1.7
Memorandum Items													
Africa	605	2.5	290.5	4.3	1.3	24.1	2.8	0.0	1.1	1.7	13.1	14.1	54.9
Middle East	405	3.8	0.0	37.8	0.0	0.0	0.0	0.1	0.0	0.1	0.3	0.8	1.6
European Union	998	229.3	117.7	396.1	414.4	269.2	251.4	455.7	671.8	1,687.6	1,639.8	1,958.1	1,390.1
Export earnings: fuel	080	3.9	0.0	40.5	0.1	3.2	1.5	0.1	0.2	0.2	13.5	12.3	15.1
Export earnings: nonfuel	092	245.5	410.5	417.4	441.1	358.7	426.8	457.5	675.1	1,691.9	1,645.7	4,730.4	14,640.9

Mauritania (682)

In Millions of U.S. Dollars

		Exports (FOB)						Imports (CIF)					
		2012	2013	2014	2015	2016	2017	2012	2013	2014	2015	2016	2017
IFS World		16,303.9	16,372.8	19,886.8	36,570.6	21,131.1	35,260.8
World	001	2,624.4	2,462.2	2,323.0	1,738.2	1,626.2	1,994.8	2,972.6	3,980.2	3,376.5	2,257.5	2,175.2	3,522.7
Advanced Economies	110	1,168.0	971.1	981.4	797.3	723.3	984.0	1,544.6	1,633.3	2,122.1	1,222.8	1,177.4	2,198.1
Euro Area	163	624.6	460.4	486.4	370.5	326.5	497.6	1,198.9	1,176.1	1,536.5	764.7	711.4	913.9
Austria	122	0.0	0.0	0.0	0.5	0.2	0.1	1.3
Belgium	124	37.3	0.4	0.4	0.0	0.1	1.2	463.7	383.1	243.8	180.9	199.0	229.4
Cyprus	423	0.1	0.2	0.2	0.2	0.4	0.0	0.0	9.4
Estonia	939	0.1	1.3	0.0	0.0	16.2
Finland	172	0.0	0.0	18.9	23.7	19.7	0.2	0.5	0.2
France	132	122.8	86.7	51.8	28.8	27.2	24.6	332.2	388.2	250.2	174.7	143.8	173.9
Germany	134	117.5	122.6	130.1	78.6	54.6	98.7	91.4	122.1	83.3	61.9	47.5	32.9
Greece	174	4.3	5.5	4.4	4.4	9.2	5.2	4.0	5.9	4.0	6.5	5.1
Ireland	178	0.0	0.0	0.0	0.0	0.0	0.0	5.7	1.8	0.8	0.3	0.5	1.2
Italy	136	182.3	158.2	125.2	90.0	67.0	101.1	21.5	42.6	198.0	50.6	59.6	63.3
Latvia	941	0.0	0.3	1.2	0.0	0.0	0.0	0.0
Lithuania	946	2.0	2.2	1.9	0.6	0.5	1.4	0.4	0.3	0.0	0.0	0.0	0.1
Luxembourg	137	0.0	0.0	0.0	0.0	0.0	0.2	0.4	0.0	0.2
Malta	181	0.1	0.8	0.0	0.0	0.3	0.2	0.2	0.0
Netherlands	138	7.5	3.2	12.7	8.7	7.6	2.8	51.6	42.1	560.8	182.0	153.8	216.2
Portugal	182	17.2	11.0	49.9	21.3	18.4	27.1	28.7	17.4	8.1	3.2	3.2	2.9
Slovak Republic	936	e 0.0	e 0.0	0.0	0.0	0.1	0.1	0.3
Slovenia	961	0.0	0.0	0.5	0.3	0.2	0.1	13.2	0.0
Spain	184	133.6	68.9	114.2	137.8	144.5	231.0	162.2	150.5	165.0	105.8	83.1	177.8
Australia	193	0.0	0.0	0.0	0.0	0.0	22.9	26.4	14.3	8.4	13.8	7.9
Canada	156	0.0	0.0	0.1	0.1	0.3	0.1	29.1	10.9	6.3	3.1	5.9	10.4
China,P.R.: Hong Kong	532	0.3	0.1	0.7	1.2	1.0	0.1	2.0	1.4	2.7	1.4	1.4	0.9
Czech Republic	935	0.0	0.0	0.3	0.1	0.0	0.0	0.1
Denmark	128	5.0	21.5	27.1	13.3	15.6	8.4	4.3	13.2	4.5	2.1	4.2	7.4
Iceland	176	0.0	0.1	0.8	0.0	0.1	6.1	0.8
Japan	158	234.7	104.8	90.1	121.7	122.6	142.5	64.8	52.6	113.9	52.8	64.0	71.7
Korea, Republic of	542	8.7	10.6	14.7	29.6	26.3	17.6	4.2	2.2	2.2	1.3	1.1	636.9
New Zealand	196	0.0	0.1	0.3	0.0	0.0	0.1
Norway	142	5.0	0.1	0.4	0.7	3.9	3.1	37.9	2.3	1.6	3.7	276.2
Singapore	576	0.7	0.7	0.0	12.6	22.4	40.9	26.6	25.3	55.9
Sweden	144	5.2	2.4	3.0	13.9	4.7	8.1	2.7	18.6	35.8
Switzerland	146	281.4	332.6	337.3	248.0	219.7	306.4	23.8	27.9	18.8	6.3	5.2	3.9
Taiwan Prov.of China	528	e 0.8	e 1.1	e 2.0	e 7.0	e 5.5	e 6.0	e 1.8	e 1.6	e 2.5	e 1.6	e 1.3	e 0.1
United Kingdom	112	6.6	8.2	21.8	3.0	1.7	0.0	17.3	29.1	44.6	47.6	23.3	25.3
United States	111	0.0	26.1	1.2	0.0	0.3	1.2	145.4	225.4	324.4	302.5	292.1	151.0
Emerg. & Dev. Economies	200	1,456.3	1,491.0	1,341.2	940.7	902.7	1,010.8	1,424.6	2,341.0	1,253.4	1,034.0	997.2	1,323.9
Emerg. & Dev. Asia	505	1,181.5	1,263.3	981.9	642.8	623.3	729.6	243.6	232.8	395.6	369.8	375.6	327.2
American Samoa	859	0.0	0.0	0.1	0.0	0.0	0.0	0.0
Bangladesh	513	0.0	0.0	0.1	0.3	0.2	0.2	0.2	0.2
Cambodia	522	e 0.0	e 0.0	e 0.0	0.0	0.6	0.1	0.0	0.0
China,P.R.: Mainland	924	1,155.8	1,242.7	941.3	612.0	599.5	698.3	163.6	156.1	159.3	171.1	193.9	162.1
F.T. New Caledonia	839	e 0.1	e 0.0	e 0.0	e 0.0	e 0.0	e 0.0
India	534	14.1	9.4	6.9	6.6	3.3	0.4	11.9	14.2	16.9	15.1	16.5	23.4
Indonesia	536	0.1	1.5	2.2	0.5	2.1	8.0	13.2	34.1	15.2	18.4	35.1
Lao People's Dem.Rep	544	0.0	0.0	0.0	0.0	0.1
Malaysia	548	0.4	0.2	0.2	0.0	32.1	23.4	36.9	41.7	15.9	17.3
Nepal	558	e 0.0	e 0.1	0.0	0.0	0.0
Philippines	566	1.1	0.1	0.0	0.0	0.0
Solomon Islands	813	1.6
Sri Lanka	524	e 0.0	e 0.0	e 0.0	0.1	0.2	0.2	0.3	0.1	0.1
Thailand	578	6.1	0.9	3.8	3.3	2.2	0.4	22.2	12.3	29.1	14.2	17.8	16.4
Timor-Leste	537	0.0	0.2	0.2
Tuvalu	869	0.7	0.0	0.0
Vanuatu	846	e 0.0	e 0.0	e 0.0	e 0.0	e 0.1	e 0.0	0.0	8.2	113.0	107.0	108.1	70.2
Vietnam	582	5.3	9.8	28.3	18.3	17.5	28.3	4.4	1.0	5.3	4.4	4.4	0.2
Asia n.s.	598	0.4	2.3	0.3	0.2	0.2	0.3

Mauritania (682)

In Millions of U.S. Dollars

		Exports (FOB)						Imports (CIF)					
		2012	2013	2014	2015	2016	2017	2012	2013	2014	2015	2016	2017
Europe	170	48.0	57.1	119.3	117.2	97.8	136.5	122.5	945.6	165.3	152.9	111.1	371.0
Emerg. & Dev. Europe	903	1.1	9.3	14.7	12.9	16.1	35.9	110.0	907.7	82.2	86.7	60.0	218.6
Albania	914	0.0	0.0	0.1	0.1	0.3	0.0	0.0	0.0
Bosnia and Herzegovina	963	0.3	0.6	0.4	24.0
Bulgaria	918	0.0	0.0	0.0	0.3	0.6	0.0	0.0	2.7	0.3
Gibraltar	823	0.2	0.2	109.9
Hungary	944	e 0.0	0.2	811.7	0.1	0.0	0.0	0.1
Montenegro	943	e 0.0	e 0.0	e 0.0	e 0.0	e 0.1	e 0.0
Poland	964	0.1	7.1	0.0	12.4	10.7	18.7	19.4	7.2	12.3
Romania	968	0.0	0.3	0.0	8.4	0.1	1.5	0.3	9.2
Serbia, Republic of	942	e 0.0	e 0.0	e 0.0	e 0.0	e 0.0	e 0.0	0.0	1.3
Turkey	186	1.0	1.8	14.6	12.9	16.0	35.9	96.7	75.4	63.0	65.7	49.3	61.5
CIS	901	46.9	47.8	104.6	104.3	81.7	100.6	11.5	36.8	69.6	53.2	37.9	145.6
Belarus	913	5.9	1.1	0.3	1.0	1.7	0.0
Georgia	915	0.0	0.0	0.2	0.1	0.2	0.1	0.1	0.3
Kazakhstan	916	0.3	0.2	0.0	0.0	0.0
Moldova	921	0.2
Russian Federation	922	28.7	43.7	100.8	101.7	78.4	95.7	2.7	15.2	51.8	31.0	23.3	95.3
Tajikistan	923	e 0.1	e 0.1	e 0.2	e 0.1	e 0.1	e 0.1	e 0.0	e 0.0	e 0.0	e 0.0	e 0.0	e 0.0
Turkmenistan	925	6.2	0.0
Ukraine	926	5.6	2.5	3.7	2.2	2.2	2.9	8.5	21.4	17.5	22.0	14.5	50.1
Uzbekistan	927	0.1
Europe n.s.	884	0.9	1.1	13.6	13.0	13.2	6.8
Mid East, N Africa, Pak	440	77.7	70.1	37.8	18.0	15.2	10.6	827.5	929.5	560.9	422.6	427.8	483.3
Afghanistan, I.R. of	512	0.3	0.1	0.0	0.0
Algeria	612	0.0	0.0	0.1	0.0	0.0	0.1	1.0	9.6	1.8	0.8	3.1	21.6
Bahrain, Kingdom of	419	0.0	0.5	0.1	0.1	0.0	0.0	3.8
Djibouti	611	0.0	0.0	0.0	0.0	0.1	0.0	0.0
Egypt	469	2.3	0.5	4.9	1.2	1.5	1.0	4.8	5.3	18.9	11.9	5.3	9.5
Iran, I.R. of	429	0.0	0.0	0.0	0.0	0.0	0.0	0.0	0.0	0.2	0.1	0.1	0.1
Iraq	433	0.0	0.0	0.1	0.0
Jordan	439	0.0	0.0	0.1	0.2	0.6	0.3	0.3	0.2	0.6
Kuwait	443	0.0	0.6	0.0	0.1	0.1	0.2	0.0
Lebanon	446	0.9	0.7	0.6	0.7	0.7	0.7	0.2	0.3	0.4	0.3	0.3	0.3
Libya	672	0.1	0.1	0.0	0.0	0.1	0.1	0.5	0.5	0.4	0.4	0.4
Morocco	686	0.5	0.2	1.6	1.2	0.4	0.1	89.5	87.4	133.9	125.6	137.2	108.0
Oman	449	e 0.0	e 0.0	e 0.0	0.1	0.3	0.2	0.3	0.8
Pakistan	564	0.0	5.7	7.0	13.6	26.4	9.4	6.0	7.2	8.0
Qatar	453	0.1	0.0	0.8	0.4	0.3	0.3	0.3	0.1
Saudi Arabia	456	1.0	0.2	3.1	2.6	2.8	0.0	9.7	22.6	8.5	5.9	5.7	7.4
Sudan	732	0.0	0.0	0.0	0.4	0.3	0.0	0.0	0.1
Syrian Arab Republic	463	0.0	0.8	1.1	0.1	0.1	0.1	0.1
Tunisia	744	0.3	0.6	7.2	5.8	2.4	1.8	8.2	22.0	9.6	6.9	8.8	8.5
United Arab Emirates	466	72.5	61.6	13.2	6.4	7.3	6.6	696.8	752.4	376.4	263.7	258.4	313.8
West Bank and Gaza	487	e 0.0	e 0.1	e 0.0	e 0.0	e 0.0	e 0.1	e 0.1	e 0.1	e 0.1	e 0.1	e 0.1
Yemen, Republic of	474	0.0	0.1	0.2	0.0
Sub-Saharan Africa	603	147.6	98.8	202.1	161.9	164.7	133.9	116.5	93.5	66.1	40.9	44.7	55.2
Angola	614	2.1	1.8	0.5	0.1	0.1	0.4	0.0	1.0	1.0	1.0	0.2
Benin	638	1.8	0.1	4.6	2.0	2.0	2.4	0.4	0.5	0.2	0.2	0.2	0.3
Botswana	616	e 0.0	e 0.0	e 0.0	e 0.0	0.1	0.0	0.0	0.0
Burkina Faso	748	0.0	0.0	0.0	0.0	0.0	0.1	0.0	0.0	0.0	0.5
Burundi	618	0.1	0.1	0.0
Cabo Verde	624	0.1	0.0	0.0	0.0	0.0	0.0
Cameroon	622	3.1	5.0	9.5	7.7	7.9	3.9	0.0	0.1	0.0	0.0	0.0	0.1
Comoros	632	0.0	0.2	0.0
Congo, Dem. Rep. of	636	0.9	0.3	3.4	1.8	1.6	3.4	0.0	0.0	0.0	0.0
Congo, Republic of	634	2.4	0.1	1.4	1.1	1.2	0.7	0.1	0.0	0.0	0.6
Côte d'Ivoire	662	17.5	38.8	66.1	55.1	54.3	60.6	14.1	5.0	13.6	9.1	9.2	5.0
Equatorial Guinea	642	0.3	0.3	1.0	0.0	0.1	0.0
Eswatini, Kingdom of	734	36.2	0.0	13.7	13.6	6.8	2.7	2.4	7.4

Mauritania (682)

In Millions of U.S. Dollars

		Exports (FOB)						Imports (CIF)					
		2012	2013	2014	2015	2016	2017	2012	2013	2014	2015	2016	2017
Estonia	939	0.1	1.3	0.0	0.0	16.2
Gabon	646	0.6	0.6	0.6	3.9	2.7	1.3	1.1	1.1	0.1
Gambia, The	648	0.0	0.0	0.2	0.1	0.9	0.7	0.7	0.1
Ghana	652	29.4	11.0	12.0	9.8	10.2	3.9	3.5	5.6	1.1	1.1	1.1	0.2
Guinea	656	0.1	0.1	0.6	0.3	0.3	0.7	0.0	0.0	0.4	0.3	0.3	0.4
Guinea-Bissau	654	0.0	0.0	0.1	0.1	0.1
Kenya	664	0.0	0.2	0.4	0.1	0.1
Liberia	668	3.0	2.3	1.2	0.8	0.8	0.5	0.6	0.7	0.1	0.0	0.3
Malawi	676	e 0.1	e 0.2	e 0.0	e 0.0	e 0.0	0.0	0.0
Mali	678	0.9	2.2	12.9	9.6	9.6	8.7	1.4	1.3	3.1	3.1	3.1	1.2
Mauritius	684	e 0.0	e 0.0	e 0.0	e 0.5	e 0.0	e 0.0	0.5	0.0	3.5	3.8	0.3	0.5
Mozambique	688	0.1	0.1	0.1	0.2	0.0
Namibia	728	0.1	0.0	0.0	0.1	0.1	0.1	0.1	0.0	0.0	0.2
Niger	692	0.0	0.0	0.0	0.0	0.0	0.1	0.1	0.1	0.0
Nigeria	694	36.2	33.7	84.0	65.8	67.3	38.6	1.1	0.4	0.4	0.3	0.3	0.7
Senegal	722	1.1	2.6	3.6	4.7	2.7	2.1	43.5	35.6	16.0	10.5	16.0	17.2
South Africa	199	11.8	0.0	0.7	0.0	3.6	3.8	28.3	26.2	16.5	6.4	8.1	16.7
Tanzania	738	0.1	0.1	0.2	0.1	0.1	0.1	0.1	0.0
Togo	742	1.0	0.8	1.3	1.2	1.5	2.3	0.0	0.0	0.0	3.6
Uganda	746	4.3	0.8	0.1	0.1	0.1	0.0
Zambia	754	e 0.0	e 0.0	e 0.0	e 0.3	e 0.6	e 0.2	0.0	0.1	0.0	0.1	0.0
Zimbabwe	698	0.0	0.0	0.0	0.2	0.0	0.0
Western Hemisphere	205	1.6	1.6	0.1	0.7	1.7	0.2	114.5	139.5	65.5	47.8	38.0	87.2
Anguilla	312	0.6	0.0	0.0	0.0	0.0	0.2	0.2
Antigua and Barbuda	311	0.1	0.4	1.8	0.1	0.0	0.0	0.0
Argentina	213	e 0.0	e 0.0	e 0.0	e 0.0	29.2	1.0	0.9	0.0	0.0
Bahamas, The	313	0.0	17.5
Belize	339	0.0	58.9	7.4	0.0	0.0
Bermuda	319	0.0	0.1	0.0
Brazil	223	0.1	0.0	0.0	0.0	60.9	52.7	31.2	39.3	33.0	36.2
Chile	228	0.0	0.2	0.5	3.1	2.0	0.2	1.3	1.3
Colombia	233	0.0	0.0	0.3	0.0	1.3	0.0	0.0
Costa Rica	238	0.1	0.0	0.0	0.0	0.0
Curacao	354	0.3	0.2
Ecuador	248	0.0	0.0	0.1	0.5	0.0	0.0	0.0	0.0
Guatemala	258	e 0.0	14.6	5.5	3.0
Haiti	263	0.1	0.0
Jamaica	343	0.2	0.2	0.0	0.0	0.0	1.5
Mexico	273	0.1	0.6	0.1	1.8	0.0	0.0	0.1	0.2
Montserrat	351	0.0	0.1	0.0
Nicaragua	278	0.1	0.0	0.0
Panama	283	0.6	0.0	0.1	1.0	3.8	0.2	0.2	22.1
Paraguay	288	0.0	0.8	0.7	0.7	0.1
Peru	293	0.0	1.0	0.0	0.0	0.7	1.7	0.7	0.1
Suriname	366	0.0	0.1	1.5	1.3	1.3	11.4
Uruguay	298	0.0	0.0	0.0	21.8	0.0	0.1	0.2	0.2	11.2
Venezuela, Rep. Bol.	299	0.8	0.6	0.6	0.0	0.0	0.2	0.2	0.2
Western Hem. n.s.	399	0.6	0.0	0.0	0.0	0.0	0.0
Other Countries n.i.e	910	0.1	0.1	0.4	0.3	0.3	0.0	3.4	5.8	1.0	0.7	0.7	0.6
Korea, Dem. People's Rep.	954	0.1	0.1	0.4	0.3	0.3	0.0	3.4	5.8	1.0	0.7	0.7	0.6
Memorandum Items													
Africa	605	148.5	99.6	211.0	168.9	167.6	135.9	215.6	212.9	211.5	174.2	193.8	193.5
Middle East	405	76.8	63.3	21.9	11.0	12.4	8.6	714.7	783.8	406.1	283.2	271.5	337.0
European Union	998	641.5	497.6	535.4	389.2	346.8	506.1	1,247.3	2,054.8	1,612.7	838.2	767.8	1,004.4
Export earnings: fuel	080	149.4	142.2	203.1	179.5	158.7	143.8	717.8	804.9	444.3	305.2	294.6	444.9
Export earnings: nonfuel	092	2,475.0	2,319.9	2,119.9	1,558.7	1,467.5	1,851.0	2,254.8	3,175.2	2,932.3	1,952.2	1,880.7	3,077.7

Mauritius (684)

In Millions of U.S. Dollars

		Exports (FOB)						Imports (CIF)					
		2012	2013	2014	2015	2016	2017	2012	2013	2014	2015	2016	2017
IFS World		2,494.9	2,865.5	3,166.5	2,734.9	2,371.1	2,369.3	5,352.2	5,376.6	5,617.6	4,812.7	4,661.5	5,256.0
World	001	2,234.7	2,274.0	2,574.4	2,403.2	2,193.2	2,098.2	5,298.1	5,175.9	5,392.7	4,690.9	4,654.3	5,761.7
Advanced Economies	110	1,669.4	1,683.9	1,711.6	1,451.4	1,479.0	1,475.1	1,959.8	1,862.5	1,881.4	1,602.9	1,690.3	2,288.7
Euro Area	163	876.7	890.7	887.2	701.1	767.1	797.8	1,005.5	996.1	969.1	801.1	895.9	1,269.8
Austria	122	12.7	10.3	11.5	5.5	1.6	1.9	11.2	9.8	9.2	9.0	9.8	9.9
Belgium	124	63.8	69.2	71.4	46.0	31.7	24.1	43.8	34.8	37.3	34.2	40.9	77.0
Cyprus	423	0.0	0.1	0.1	0.0	0.1	0.1	2.8	2.4	2.0	1.4	1.9	4.0
Estonia	939	0.1	0.0	0.2	1.2	0.5	0.3	0.5	0.4
Finland	172	6.0	7.9	9.3	8.2	6.7	9.8	2.3	2.4	1.6	2.7	3.2	1.4
France	132	367.1	342.2	375.6	284.8	325.4	348.4	447.6	422.8	419.4	334.5	365.1	660.0
Germany	134	41.0	34.2	23.0	26.9	36.8	42.2	128.2	129.0	136.2	110.1	143.9	159.3
Greece	174	8.7	10.7	12.1	14.7	19.6	22.8	2.0	2.1	1.6	2.2	2.9	4.3
Ireland	178	2.1	2.4	1.7	2.2	2.6	2.3	12.2	12.6	13.0	13.3	14.6	12.0
Italy	136	153.2	202.8	169.7	129.7	149.1	137.9	104.4	113.1	110.9	100.7	105.7	126.9
Latvia	941	0.1	0.2	0.2	0.2	0.1	0.1	0.0	0.0	0.1	0.4	0.4	0.2
Lithuania	946	0.0	0.0	0.0	0.0	0.2	0.4	4.2	4.7	4.6	3.6	4.7	3.4
Luxembourg	137	0.4	0.0	0.0	0.1	0.0	0.0	0.3	1.0	1.3	4.4	8.8	1.4
Malta	181	6.3	7.5	4.1	3.2	1.7	2.2	0.3	0.6	0.4	0.3	0.7	0.4
Netherlands	138	40.9	57.6	64.8	63.1	71.6	69.4	57.8	38.5	26.6	24.8	32.4	26.1
Portugal	182	8.2	13.7	9.3	11.4	22.0	28.0	6.8	14.7	13.4	12.1	14.2	17.5
Slovak Republic	936	0.2	0.2	0.2	0.1	0.4	0.1	1.1	1.2	1.1	1.4	5.4	6.5
Slovenia	961	0.1	0.0	0.2	0.2	0.1	0.2	0.5	0.8	3.0	2.1	2.1	3.3
Spain	184	165.8	131.8	133.8	104.8	97.6	108.1	179.8	204.6	186.8	143.5	138.9	155.8
Australia	193	8.9	8.7	9.9	14.5	16.4	12.5	121.4	137.7	137.2	118.8	91.1	158.0
Canada	156	5.7	7.0	8.2	9.7	9.2	9.7	29.2	31.3	44.0	37.6	21.3	16.6
China,P.R.: Hong Kong	532	7.5	34.0	32.3	8.6	13.6	9.5	47.9	21.8	23.2	21.4	18.8	28.4
China,P.R.: Macao	546	0.0	0.0	0.0	0.0	0.0	0.2	0.1	0.1	0.0	0.0	0.1
Czech Republic	935	4.3	7.7	5.3	4.4	6.7	5.4	9.1	9.6	12.7	10.0	9.1	10.8
Denmark	128	4.0	7.0	6.9	5.5	4.7	12.4	49.3	9.5	12.6	9.9	19.1	54.5
Iceland	176	0.2	0.0	0.0	0.2	0.1	0.0	0.1	0.2	0.1
Israel	436	2.2	2.8	2.5	1.4	2.2	2.0	6.4	6.4	5.9	4.9	3.6	8.3
Japan	158	34.3	24.8	36.8	26.9	28.8	29.5	134.5	121.5	124.3	113.8	143.6	178.9
Korea, Republic of	542	7.0	6.9	5.1	5.6	6.6	3.8	85.7	99.5	70.5	54.2	42.3	66.3
New Zealand	196	1.2	1.2	1.5	1.2	0.7	1.7	80.5	68.4	77.2	65.6	72.3	74.3
Norway	142	0.3	0.3	0.4	2.7	0.1	0.2	1.6	4.4	12.8	5.2	2.9	2.9
San Marino	135	0.1	0.1
Singapore	576	18.0	20.9	24.8	32.0	32.2	26.6	34.7	33.4	60.5	28.9	38.9	81.4
Sweden	144	2.9	4.8	5.9	5.8	7.2	7.2	8.0	7.4	7.9	7.1	7.1	8.9
Switzerland	146	30.0	24.7	26.5	27.6	42.0	26.3	46.6	45.0	47.3	35.3	36.9	46.4
Taiwan Prov.of China	528	16.0	28.4	32.2	29.9	28.0	16.3	100.5	96.1	93.5	106.2	86.9	81.7
United Kingdom	112	429.5	385.0	354.8	318.2	263.7	251.2	106.3	99.1	96.1	101.3	101.3	112.6
United States	111	220.9	228.7	271.2	256.2	249.8	262.1	92.2	75.1	86.6	81.4	98.9	88.6
Vatican	187	1.0
Emerg. & Dev. Economies	200	565.4	590.1	862.8	951.8	714.3	623.2	3,338.1	3,309.2	3,510.8	3,087.8	2,963.9	3,472.9
Emerg. & Dev. Asia	505	67.6	111.8	142.1	165.1	188.6	124.6	2,439.9	2,435.5	2,550.4	2,185.5	1,977.0	2,307.6
American Samoa	859	0.2	0.0	0.0	0.0	0.0	0.0
Bangladesh	513	6.7	13.5	13.4	14.1	11.9	11.1	3.8	4.8	5.0	3.8	5.1	7.6
Cambodia	522	0.0	0.0	0.0	0.0	0.0	0.2	0.4	0.4	0.5	0.6	0.6
China,P.R.: Mainland	924	7.6	13.0	14.6	18.4	45.7	28.8	850.9	761.5	873.1	835.1	824.5	931.0
Fiji	819	0.0	0.0	0.0	0.0	0.0	0.0	0.0	0.0	0.1
F.T. New Caledonia	839	0.0	0.0	0.0	0.0	0.0	0.0	0.0	0.2	0.1	0.0	0.0	0.0
India	534	18.4	17.0	16.1	20.5	16.0	14.2	1,225.3	1,256.3	1,170.6	876.5	767.9	1,063.5
Indonesia	536	1.4	1.4	1.3	1.1	0.9	1.9	90.0	87.7	78.4	70.3	76.1	66.8
Kiribati	826	0.1	0.0	0.7
Lao People's Dem.Rep	544	0.3	0.0	0.0	0.0	0.0	0.0	0.3	0.1	0.1
Malaysia	548	4.9	4.9	5.2	4.0	4.7	2.0	140.7	122.5	99.2	86.9	93.5	94.3
Maldives	556	0.6	0.8	1.1	1.1	2.4	3.7	0.0	0.0	0.1	0.0	0.0	0.0
Marshall Islands	867	2.0	0.0	0.1
Myanmar	518	0.0	1.3	0.0	0.9	0.9	1.0	1.4	0.5	0.9
Nauru	836	0.1	0.0	0.0

Mauritius (684)

In Millions of U.S. Dollars

		Exports (FOB)						Imports (CIF)					
		2012	2013	2014	2015	2016	2017	2012	2013	2014	2015	2016	2017
Nepal	558	0.0	0.0	0.0	0.0	0.0	0.0	0.0	0.0	0.1	0.0
Papua New Guinea	853	0.0	0.0	0.0	0.0	0.0	0.1	0.0	0.0	8.6	0.0
Philippines	566	1.2	0.6	0.9	0.8	0.8	0.6	4.3	5.5	8.4	3.2	6.1	5.9
Samoa	862	0.3	0.1
Solomon Islands	813	0.5
Sri Lanka	524	1.2	1.3	0.9	0.8	1.4	2.5	3.7	3.1	4.4	2.6	2.6	3.6
Thailand	578	6.3	11.3	12.1	12.1	17.9	13.6	105.2	108.1	116.5	96.9	93.2	92.1
Vanuatu	846	0.2	0.0	0.2	4.1	0.2	0.0	0.0	0.1	0.0	0.0	0.0
Vietnam	582	18.6	47.9	76.1	87.5	82.1	45.5	14.7	83.4	192.0	206.1	95.5	40.6
Asia n.s.	598	0.1	0.1	0.0	0.3	0.8	0.5	0.1	0.9	1.1	1.8	1.8	0.1
Europe	170	20.6	26.2	19.8	13.7	16.3	13.0	70.7	77.6	97.7	93.3	83.0	92.5
Emerg. & Dev. Europe	903	14.8	20.0	16.5	11.1	13.8	9.1	61.9	67.1	68.9	63.8	67.1	80.6
Albania	914	0.0	0.0	0.1	0.1	0.1	0.1	0.1	0.2	0.3
Bosnia and Herzegovina	963	0.1	0.1	0.1	0.2	0.2	0.1	0.0	0.1	0.0	0.0	0.0	0.0
Bulgaria	918	0.6	1.0	0.8	0.6	2.3	0.7	0.9	1.1	0.8	0.9	2.8	2.7
Croatia	960	0.3	0.3	0.5	0.3	0.5	0.3	1.0	0.1	0.7	0.8	0.1	0.2
Faroe Islands	816	0.0	0.0	0.1	0.0	0.0
Gibraltar	823	0.0	0.3	0.0
Hungary	944	0.1	1.4	0.7	0.6	1.1	0.7	5.6	4.0	5.4	6.5	7.8	6.6
Macedonia, FYR	962	0.2	0.2	0.1	0.1	0.1	0.1	0.0	0.0	0.0	0.0	0.1	0.0
Poland	964	5.2	7.1	7.4	5.2	5.4	4.4	9.6	13.0	14.4	13.0	14.4	12.6
Romania	968	3.0	4.6	2.7	0.6	2.3	1.4	1.6	1.8	1.5	1.5	1.9	1.9
Turkey	186	5.3	5.3	4.2	3.4	1.9	1.5	43.0	45.8	45.8	41.0	39.9	56.3
CIS	901	5.8	6.1	3.3	2.6	2.5	3.8	8.8	10.5	28.8	29.6	15.8	11.9
Belarus	913	0.0	1.8	2.5	0.5	1.5	0.4	0.4	0.0
Georgia	915	0.0	0.1	0.0	0.0	0.2	0.1	0.0
Kazakhstan	916	0.0	0.1	0.0	0.0	0.0	0.0	0.0	0.0
Moldova	921	0.0	0.0	0.0	0.0	0.0	0.0	0.1	0.1	0.1	0.2	0.0
Russian Federation	922	5.7	5.5	3.1	2.4	2.3	1.9	5.9	8.2	19.1	20.5	14.0	10.4
Turkmenistan	925	0.0	0.1
Ukraine	926	0.1	0.6	0.1	0.1	0.1	0.1	0.2	1.7	8.0	8.3	1.1	1.4
Mid East, N Africa, Pak	440	20.3	42.3	282.3	317.5	71.0	28.5	189.7	177.6	197.2	147.7	201.5	263.0
Afghanistan, I.R. of	512	0.0	0.0	0.1	0.0	0.0	0.0	0.0	0.0	0.0	0.0
Algeria	612	0.1	0.1	0.2	1.1	0.0	0.8	0.9	0.0	0.2	0.1	0.1
Bahrain, Kingdom of	419	0.0	0.1	0.1	0.0	0.0	0.0	0.8	0.7	7.7	5.6	24.2	9.7
Djibouti	611	0.1	0.9	0.6	0.1	0.1	0.0	0.0	0.1	0.0	0.0	0.0
Egypt	469	1.5	1.0	0.7	3.1	0.6	0.1	37.0	34.3	31.9	22.6	28.2	23.6
Iran, I.R. of	429	0.8	1.0	0.4	0.7	0.4	0.9	0.5	0.4	0.3	0.5	0.2	0.2
Jordan	439	0.0	0.0	0.0	0.0	0.0	2.2	2.8	1.3	0.8	0.8	1.7
Kuwait	443	0.2	0.1	0.1	0.1	0.1	0.2	1.3	0.4	0.4	0.3	0.6	0.6
Lebanon	446	0.0	0.1	0.1	0.0	0.1	0.4	0.2	0.3	0.3	0.2	0.2	0.1
Mauritania	682	0.0	0.0	0.0	0.0	0.0	0.0	0.0	0.0	0.0	0.5	0.0	0.0
Morocco	686	0.0	0.4	1.5	1.1	0.3	0.1	12.5	7.2	7.4	8.4	6.6	9.8
Oman	449	0.6	2.0	2.3	2.7	0.9	0.4	2.2	2.0	4.8	6.9	7.0	4.9
Pakistan	564	0.6	0.5	1.0	1.1	1.2	1.3	26.9	27.6	30.3	20.5	17.9	19.1
Qatar	453	0.0	0.0	0.0	8.7	0.0	0.1	2.2	2.4	1.8	1.0	1.3	1.3
Saudi Arabia	456	1.4	3.8	1.4	1.2	2.5	1.3	5.5	5.9	6.8	5.6	24.6	74.9
Somalia	726	0.1	0.8	0.0
Sudan	732	0.1	0.1	0.1	0.1	0.1	0.0	0.0	0.1	0.0	0.0
Tunisia	744	0.3	0.1	0.1	0.4	0.4	0.1	2.9	3.1	2.7	2.8	3.3	3.6
United Arab Emirates	466	14.7	32.2	273.9	298.0	63.2	22.7	94.8	89.2	101.3	71.6	86.3	113.4
Yemen, Republic of	474	0.0	0.0	0.0	0.1	0.2
Sub-Saharan Africa	603	445.7	401.8	405.9	441.5	427.6	451.4	509.5	504.4	527.8	517.4	586.6	702.3
Angola	614	0.2	0.1	0.2	0.8	0.5	0.3	0.1	0.0	0.1	0.1	0.1
Benin	638	0.2	0.3	0.0	0.1	0.1	0.0	0.0	0.1	0.1	1.4	1.8	0.0
Botswana	616	0.3	3.4	0.7	0.0	0.2	0.3	0.0	0.3	0.3	1.4	0.6	0.0
Burkina Faso	748	0.1	0.0	0.0	0.0	0.0	0.0	0.6	0.2	0.4	1.1	1.8	0.0
Burundi	618	1.5	1.1	0.8	0.3	0.3	0.1	0.0	0.0	0.0	0.0
Cabo Verde	624	0.3	0.0	0.0	0.0
Cameroon	622	0.0	0.0	0.0	0.1	0.2	4.0	1.0	1.2	0.4	1.5	1.8	1.7

Mauritius (684)

In Millions of U.S. Dollars

		Exports (FOB)						Imports (CIF)					
		2012	2013	2014	2015	2016	2017	2012	2013	2014	2015	2016	2017
Central African Rep.	626	0.0	0.0	0.0	0.0	0.1	0.0	0.0	0.1
Chad	628	0.0	0.1	0.0	0.1	0.1	0.0	0.0	0.0	0.0	0.0	0.0
Comoros	632	5.0	4.4	4.8	5.3	4.1	3.5	0.8	1.9	0.4	1.9	3.0	0.1
Congo, Dem. Rep. of	636	0.1	0.0
Congo, Republic of	634	0.2	2.7	0.7	0.9	0.1	0.1	0.8	1.0	0.9	1.3	3.0	1.4
Côte d'Ivoire	662	0.2	0.1	0.5	0.5	0.5	0.6	1.0	0.5	2.3	4.4	1.3	0.6
Eswatini, Kingdom of	734	0.0	0.0	0.0	0.0	0.1	6.0	9.2	8.7	8.7	10.2	10.0	10.6
Estonia	939	0.1	0.0	0.2	1.2	0.5	0.3	0.5	0.4
Ethiopia	644	0.1	0.4	0.4	0.4	0.2	0.2	0.1	0.1	0.1	0.0	0.1	0.1
Gabon	646	0.0	0.1	0.1	1.0	0.0	0.1	0.1	0.2	0.0	0.1	0.2	0.1
Ghana	652	1.2	0.4	0.4	0.6	1.0	0.6	0.1	0.6	0.3	0.6	0.2	0.1
Guinea	656	0.1	0.0	0.0	0.0	0.0	0.0	0.0	2.3	0.0	0.0	0.1	0.1
Kenya	664	10.8	10.1	5.1	21.3	36.9	54.9	51.3	43.3	40.0	35.0	35.3	46.0
Lesotho	666	1.1	0.7	0.2	0.0	0.0	0.0	2.2	2.1	1.7	1.4	1.8	0.7
Liberia	668	0.0	0.0	0.1	1.0	0.2	0.1	1.0	0.3	0.3	0.2
Madagascar	674	153.1	140.9	167.1	156.3	160.9	136.1	20.8	23.6	36.5	42.8	51.9	56.8
Malawi	676	3.2	0.2	0.2	0.1	0.1	0.0	0.1	0.7	2.8	4.0	0.5	1.9
Mali	678	0.0	0.0	0.0	0.0	0.0	0.0	0.2	0.1	1.8	0.1	1.0	0.6
Mozambique	688	0.7	2.3	0.8	1.2	2.2	3.6	27.1	17.8	11.6	17.9	13.8	7.1
Namibia	728	0.4	0.4	0.2	0.2	0.0	0.3	1.0	1.2	0.7	1.3	2.8	1.5
Niger	692	0.0	0.1	0.0	0.0	0.0	0.0	0.0	0.0	0.0	0.0	0.0
Nigeria	694	0.4	0.5	1.4	0.6	1.0	0.3	0.1	0.4	0.1	0.1	0.4	1.7
Rwanda	714	4.0	5.3	3.2	3.3	0.4	0.8	0.0	0.0	0.0	0.0	0.3
Senegal	722	0.4	0.1	0.1	0.1	0.1	0.2	1.3	1.1	0.6	0.3	0.2	0.5
Seychelles	718	29.1	29.5	27.2	26.2	27.8	28.6	15.9	45.5	34.7	52.0	72.4	55.7
Sierra Leone	724	0.3	0.0	0.0	0.0	2.7	7.9	10.9	11.0	6.1	4.4
South Africa	199	220.6	189.9	181.7	206.5	178.7	200.6	346.6	319.2	356.8	306.4	348.6	498.0
Tanzania	738	7.1	4.0	1.8	5.9	4.2	2.0	7.3	12.5	10.6	18.0	20.1	4.8
Togo	742	0.0	0.0	0.0	0.2	0.3	0.0	0.0	0.0	0.0	0.5	0.0
Uganda	746	1.2	0.7	0.7	1.3	2.0	1.7	3.1	0.0	0.5	0.5	0.3	2.5
Zambia	754	1.3	0.9	3.2	3.6	0.8	1.5	8.1	4.4	3.2	0.0	5.9	3.6
Zimbabwe	698	3.0	2.8	4.1	4.4	3.9	4.6	7.5	7.5	0.3	2.1	0.6	1.3
Western Hemisphere	205	11.2	8.0	12.8	14.1	10.8	5.7	128.4	114.1	137.7	143.9	115.8	107.4
Antigua and Barbuda	311	0.1	0.0	0.0	0.0	0.2	0.1	0.5	0.0	0.2	0.0
Argentina	213	0.0	0.2	0.0	0.1	0.3	0.3	73.3	68.1	68.5	47.9	58.7	46.3
Bahamas, The	313	0.0	0.0	0.7	0.0	0.6	0.0	0.0	0.0
Barbados	316	0.1	0.0	0.0	0.5	0.0	0.0	0.0	0.0	0.0
Belize	339	0.0	0.0	0.2	0.1	0.5	0.6	0.2	0.2	0.0
Bermuda	319	0.0	3.5	2.1	0.0	0.0	17.7	42.0	0.0	0.0
Brazil	223	0.5	1.0	0.7	0.8	0.2	0.5	34.7	26.2	32.9	39.4	46.7	51.9
Chile	228	0.4	0.3	0.2	0.2	0.2	0.1	1.4	1.8	0.8	0.8	0.7	1.6
Colombia	233	0.0	0.0	0.2	0.2	0.2	0.3	0.2	0.2
Costa Rica	238	0.0	0.0	0.3	0.3	0.2	0.1	0.1	0.2
Dominican Republic	243	0.4	0.2	0.2	0.1	0.1	0.1
Ecuador	248	0.1	0.2	0.1	0.1	0.3	0.1	0.1
El Salvador	253	0.0	0.0	0.3	0.1	0.0	0.0	0.0	0.0	0.0	0.0
Falkland Islands	323	0.1	0.0	0.0
Grenada	328	0.1	0.0	0.0	0.0	0.0	0.0
Guatemala	258	0.0	0.0	0.1	0.0	0.3	0.1	0.4	0.3
Guyana	336	0.0	0.0	0.0	0.0	0.0	0.1	0.1	0.0	0.1	0.1
Jamaica	343	0.1	0.0	0.1	0.0	0.1	0.0	0.0	0.0
Mexico	273	3.9	3.1	7.8	4.7	3.8	2.4	3.4	3.5	2.8	3.2	6.4	4.0
Netherlands Antilles	353	0.0	0.1	0.1	0.0	0.0	1.9	0.2	0.8	0.0	0.1
Panama	283	5.4	3.0	2.9	4.1	3.4	2.3	2.0	0.4	0.5	0.0	0.3	0.1
Paraguay	288	0.0	8.8	8.4	9.8	6.9	0.1	1.7
Peru	293	0.0	0.1	0.3	0.1	0.0	0.0	1.4	1.2	1.6	1.4	1.2	0.2
Suriname	366	0.1	0.1	0.0	0.0	0.0	0.0	0.0	0.0	0.0
Uruguay	298	0.6	0.1	0.3	0.0	0.3	0.7	0.4	0.2	0.4	0.6
Venezuela, Rep. Bol.	299	0.0	0.0	0.1	0.0	0.0	0.1	0.0
Western Hem. n.s.	399	0.0	0.0	0.1	0.0	0.1	0.0	0.1

Mauritius (684)

In Millions of U.S. Dollars

		Exports (FOB)						Imports (CIF)					
		2012	2013	2014	2015	2016	2017	2012	2013	2014	2015	2016	2017
Other Countries n.i.e	910	0.0	0.0	0.2	0.2	0.2	0.2	0.1	0.1
Cuba	928	0.0	0.2	0.2	0.2	0.1	0.1	0.1
Korea, Dem. People's Rep.	954	0.0	0.1	0.0	0.0	0.0	0.0	0.0
Special Categories	899	0.0	4.0	0.2
Memorandum Items													
Africa	605	446.3	403.2	408.2	443.4	429.6	452.4	525.6	515.8	538.0	529.4	596.7	715.9
Middle East	405	19.1	40.4	279.0	314.5	67.7	26.2	146.7	138.6	156.7	115.3	173.6	230.4
European Union	998	1,326.5	1,309.6	1,272.2	1,042.4	1,061.0	1,081.3	1,197.0	1,141.7	1,121.3	952.0	1,059.4	1,480.6
Export earnings: fuel	080	24.2	48.2	283.9	317.5	72.2	28.5	115.5	112.1	143.7	114.4	162.5	219.0
Export earnings: nonfuel	092	2,210.5	2,225.7	2,290.5	2,085.7	2,121.0	2,069.7	5,182.7	5,063.8	5,249.0	4,576.4	4,491.9	5,542.6

Mexico (273)

In Millions of U.S. Dollars

		Exports (FOB)						Imports (FOB)					
		2012	2013	2014	2015	2016	2017	2012	2013	2014	2015	2016	2017
IFS World		370,769.7	380,015.1	396,911.7	380,549.8	373,939.2	409,494.2	370,751.6	381,210.2	399,977.3	395,232.2	387,064.5
World	001	370,769.9	380,015.1	396,911.7	380,549.6	373,946.7	409,401.1	370,751.5	381,210.1	399,977.2	395,232.4	387,064.5	420,368.1
Advanced Economies	110	328,340.5	336,662.6	358,118.1	347,499.5	341,564.2	372,578.2	277,010.0	280,694.1	290,366.3	281,650.6	272,482.1	296,794.2
Euro Area	163	17,993.0	16,718.5	17,351.9	15,078.8	14,788.1	19,640.6	34,566.2	36,133.6	36,948.0	36,178.6	35,287.4	40,599.3
Austria	122	88.8	102.2	135.3	204.6	326.6	237.7	876.2	931.8	1,061.6	1,106.8	1,258.6	1,546.6
Belgium	124	1,142.9	1,107.0	1,700.3	1,594.3	1,467.2	2,098.1	984.2	990.6	942.0	1,073.6	1,089.4	1,182.7
Cyprus	423	6.7	4.5	7.4	11.0	4.8	11.2	3.4	14.2	7.7	4.3	2.9	3.4
Estonia	939	8.7	7.0	3.3	8.6	16.6	11.2	151.4	127.1	147.2	114.0	346.4	170.7
Finland	172	100.1	66.0	75.7	116.6	140.3	137.4	423.0	593.2	680.9	500.2	451.3	532.6
France	132	1,281.7	1,288.0	1,593.6	2,144.6	1,903.0	1,881.2	3,466.7	3,685.9	3,786.1	3,726.6	3,729.0	4,071.0
Germany	134	4,494.6	3,797.2	3,557.9	3,509.3	4,120.6	6,976.7	13,507.8	13,461.0	13,762.3	13,974.7	13,878.0	16,421.0
Greece	174	71.4	36.6	31.1	28.3	33.2	38.8	128.4	163.4	201.4	224.5	214.1	191.3
Ireland	178	229.2	272.5	262.4	247.6	281.0	373.8	1,010.6	1,053.1	1,584.0	1,526.0	1,581.4	1,681.0
Italy	136	1,301.5	1,248.8	1,626.0	1,673.4	1,213.4	1,271.3	5,462.4	5,620.8	5,217.2	5,061.6	5,291.3	6,161.4
Lithuania	946	53.8	127.5	74.6	43.7	2.1	31.6	23.3	17.8	44.9	32.0	21.5	35.0
Luxembourg	137	15.3	19.7	138.4	136.8	150.2	103.1	97.4	111.8	116.4	64.7	66.8	124.0
Malta	181	1.9	1.2	3.5	7.2	2.6	1.4	105.3	129.6	93.5	79.3	66.9	66.8
Netherlands	138	1,915.3	1,589.2	2,270.6	1,834.6	1,636.6	1,990.1	3,561.6	4,202.2	3,688.0	3,252.7	2,025.2	2,391.0
Portugal	182	173.4	62.4	44.9	166.2	166.7	166.9	437.2	420.2	553.5	425.4	421.5	606.9
Slovak Republic	936	26.7	20.2	31.4	44.4	40.4	46.4	156.7	204.3	191.3	347.2	276.4	266.8
Slovenia	961	5.8	6.1	7.9	12.8	15.3	23.9	89.4	95.5	116.5	110.3	110.8	140.9
Spain	184	7,075.1	6,962.2	5,787.6	3,294.9	3,267.6	4,239.6	4,081.1	4,311.1	4,753.2	4,554.4	4,456.0	5,006.3
Australia	193	1,086.4	988.2	1,009.3	1,050.3	835.9	1,189.9	934.5	518.1	553.5	598.8	527.3	344.2
Canada	156	10,937.6	10,452.7	10,714.2	10,544.7	10,432.3	11,359.8	9,889.9	9,847.0	10,044.9	9,947.9	9,631.5	9,787.8
China,P.R.: Hong Kong	532	825.0	956.7	1,028.8	767.3	591.7	723.4	338.8	289.2	290.3	253.7	287.8	331.6
China,P.R.: Macao	546	0.7	0.8	1.1	0.4	0.3	1.3	18.6	8.4	2.8	1.6	1.2	0.5
Czech Republic	935	228.5	243.6	239.2	190.7	206.0	267.2	668.2	842.5	1,095.1	1,156.5	1,127.7	1,370.4
Denmark	128	190.1	141.6	146.5	173.9	182.8	180.4	465.9	421.4	543.2	483.4	664.2	601.6
Iceland	176	0.7	0.3	0.7	0.4	1.2	3.1	3.7	9.4	9.8	10.5	7.9	18.6
Israel	436	115.7	111.9	135.9	147.0	198.0	229.8	735.9	615.8	640.6	694.9	707.4	712.6
Japan	158	2,610.7	2,244.1	2,608.5	3,017.5	3,778.9	4,038.5	17,655.2	17,076.1	17,544.6	17,368.2	17,751.1	18,184.8
Korea, Republic of	542	1,726.6	1,525.3	2,027.4	2,815.5	2,507.1	3,428.5	13,341.0	13,493.0	13,771.5	14,618.9	13,612.2	15,756.4
New Zealand	196	102.4	111.6	99.2	105.6	93.5	113.0	335.0	370.7	348.5	348.5	364.2	358.3
Norway	142	65.8	34.4	55.5	62.7	44.6	42.0	166.1	197.1	154.4	189.4	174.7	177.8
San Marino	135	0.0	0.1	0.1	0.5	1.0	1.9	1.9	2.0	1.3
Singapore	576	723.7	576.8	529.1	522.5	850.6	904.6	1,371.1	1,456.4	1,199.9	1,328.3	1,278.9	1,405.9
Sweden	144	92.8	80.4	121.8	157.0	96.1	85.9	1,299.2	1,219.2	1,047.9	1,003.5	926.1	1,039.0
Switzerland	146	823.8	1,111.9	1,485.9	1,762.9	903.9	804.2	1,535.5	1,736.1	2,009.4	1,688.8	1,658.0	1,692.4
Taiwan Prov.of China	528	371.3	487.1	392.1	270.3	246.3	425.0	6,183.0	6,689.0	6,368.0	6,630.4	6,836.9	7,441.4
United Kingdom	112	2,603.7	1,437.7	1,805.6	1,967.6	3,231.6	2,274.7	2,392.0	2,508.0	2,513.4	2,344.8	2,128.2	2,426.9
United States	111	287,842.2	299,439.2	318,365.5	308,864.4	302,575.3	326,866.3	185,109.8	187,261.9	195,278.4	186,802.0	179,507.2	194,543.4
Vatican	187	0.0	0.1	0.0	0.2	0.2	0.3	0.1
Emerg. & Dev. Economies	200	41,410.2	42,462.3	37,987.4	32,263.9	31,625.1	35,897.5	93,128.6	99,978.6	108,990.0	113,042.6	114,141.7	123,072.2
Emerg. & Dev. Asia	505	9,976.0	11,484.3	9,637.2	7,466.5	9,724.8	12,164.9	72,641.1	78,639.3	86,766.5	94,043.0	95,576.2	102,122.7
Bangladesh	513	2.2	2.2	4.7	7.0	8.2	8.1	193.6	201.8	201.5	254.1	272.8	266.7
Bhutan	514	0.1	0.0	0.1	0.0	0.0	0.1	0.5	0.1	0.0	0.1
Brunei Darussalam	516	4.5	5.0	2.6	1.8	1.9	5.4	0.0	0.2	0.0	0.0	0.0	0.1
Cambodia	522	0.2	0.6	1.6	1.1	11.9	3.1	83.9	75.3	109.8	116.8	119.1	129.9
China,P.R.: Mainland	924	5,720.7	6,468.5	5,964.1	4,873.1	5,411.2	6,712.5	56,936.1	61,321.4	66,256.0	69,987.8	69,520.7	74,145.3
Fiji	819	0.7	1.5	1.5	2.2	1.4	0.7	1.6	2.1	2.3	3.4	3.7	3.8
F.T. French Polynesia	887	0.3	0.4	0.3	0.2	0.4	0.5	0.0	0.0	0.0	0.0	0.1	0.0
F.T. New Caledonia	839	0.2	0.2	0.1	0.4	0.7	0.9	0.2	0.5	0.5	0.3	0.1	1.4
Guam	829	1.6	2.4	2.7	3.1	1.9	3.2	0.0	0.1	0.3	0.0	0.0
India	534	3,321.6	3,963.4	2,666.2	1,771.8	2,128.1	3,422.1	2,950.9	2,868.2	3,726.5	4,066.9	4,285.9	5,020.5
Indonesia	536	146.4	213.1	115.7	88.0	65.2	260.9	1,190.6	1,149.0	1,347.9	1,327.1	1,318.7	1,495.5
Kiribati	826	0.0	0.1	7.5	5.5	1.9	0.0	4.8	19.2
Lao People's Dem.Rep	544	0.3	0.6	0.2	0.1	0.3	0.3	0.7	1.2	0.9	0.9	1.9	2.8
Malaysia	548	202.8	175.9	195.4	122.2	448.0	710.6	4,735.6	5,379.0	6,560.6	7,463.1	8,161.2	7,887.4
Maldives	556	0.2	0.2	0.3	0.2	0.5	0.3	0.8	0.2	0.5	0.5	0.0	1.3
Marshall Islands	867	0.1	0.0	0.0	0.4	0.8	0.5	13.2	1.7	2.4	1.6	5.2	0.0

Mexico (273)

In Millions of U.S. Dollars

		Exports (FOB)						Imports (FOB)					
		2012	2013	2014	2015	2016	2017	2012	2013	2014	2015	2016	2017
Micronesia	868	0.2	0.0	0.7	0.1	0.2	0.0	1.7	0.2	0.3	0.2	0.3	0.6
Mongolia	948	4.9	2.0	2.6	2.1	2.7	0.9	4.0	5.0	1.0	0.1	0.1	0.1
Nauru	836	0.0	0.0	0.0	0.1	0.0	0.0
Nepal	558	0.1	0.1	0.1	0.1	1.3	0.3	2.1	2.3	1.5	1.9	1.6	1.9
Palau	565	0.1	0.1	0.2	0.1	0.6	0.1	0.1
Papua New Guinea	853	4.0	0.1	1.4	3.1	0.5	1.5	0.1	1.6	2.4	0.8	5.1	9.6
Philippines	566	66.9	105.3	128.0	83.2	86.1	163.4	1,389.1	1,592.6	1,935.6	1,993.1	2,233.9	2,361.9
Samoa	862	0.3	0.3	0.5	0.2	0.1	0.3	0.1	0.8	1.9	0.1	0.3
Solomon Islands	813	0.0	0.1	0.1	0.1	0.0	0.0	0.0	0.0	0.1	0.0
Sri Lanka	524	4.0	7.8	6.3	5.6	6.4	8.5	136.3	146.5	158.6	156.4	186.0	203.2
Thailand	578	406.5	424.8	361.1	323.0	497.0	559.8	3,805.7	4,322.0	4,353.6	4,957.9	5,427.4	5,934.1
Timor-Leste	537	0.3	0.1	0.0	0.2	0.1	0.0
Tonga	866	0.0	0.1	0.0	0.1	0.0	0.0	0.0	0.0	0.0	0.0
Tuvalu	869	0.0	0.0	0.0	0.1	0.3	0.1
Vanuatu	846	0.0	0.0	6.6	0.0	0.0	0.1	0.0	0.0
Vietnam	582	84.2	105.3	173.0	168.3	1,041.0	290.1	1,154.0	1,486.0	2,092.1	3,691.6	4,013.1	4,615.8
Asia n.s.	598	2.7	4.7	8.1	9.1	8.6	11.0	26.0	76.2	8.9	14.9	13.7	20.7
Europe	170	1,880.9	1,932.3	1,264.1	1,176.6	1,133.1	1,244.6	3,596.8	4,045.8	4,899.3	5,060.2	4,688.8	5,538.4
Emerg. & Dev. Europe	903	1,277.2	1,347.6	857.8	889.3	900.3	917.4	1,994.8	2,498.7	3,027.4	3,247.7	3,029.5	3,700.9
Albania	914	0.7	1.4	6.2	3.1	2.2	3.1	1.3	1.7	1.9	1.9	4.3	4.7
Bosnia and Herzegovina	963	0.9	0.9	0.6	0.4	1.1	1.2	7.7	5.3	8.4	10.8	14.8	18.1
Bulgaria	918	31.6	4.4	32.8	13.3	35.1	58.4	50.5	61.2	59.3	57.1	60.5	86.9
Croatia	960	1.7	1.3	3.8	20.7	17.4	18.2	24.3	26.3	39.6	25.5	27.4	25.8
Gibraltar	823	2.9	0.0	0.0	0.1	0.1	0.4	0.2	0.3	0.1	0.1	0.1	0.0
Hungary	944	601.2	737.7	192.7	220.3	288.4	226.9	626.6	795.7	983.6	971.6	997.3	1,415.6
Macedonia, FYR	962	0.3	0.0	1.2	2.0	0.7	6.5	2.6	3.0	4.6	3.3	6.4	14.7
Montenegro	943	0.0	0.1	0.7	0.5	0.1	0.4	0.1	0.1	0.1	0.1	0.5	0.3
Poland	964	154.1	157.8	194.5	314.4	249.0	280.2	677.5	761.5	891.9	1,130.2	792.2	852.9
Romania	968	124.3	84.8	96.0	96.4	65.9	99.8	173.2	310.0	390.9	357.3	372.9	454.8
Serbia, Republic of	942	0.7	0.8	0.8	1.9	1.8	2.8	4.4	6.7	7.9	21.5	22.5	26.1
Turkey	186	358.6	358.2	328.3	216.0	238.6	219.4	426.4	527.1	639.1	668.4	730.5	801.0
CIS	901	578.7	568.8	377.3	269.0	219.7	309.4	1,554.8	1,452.6	1,783.8	1,771.6	1,578.9	1,700.8
Armenia	911	0.9	1.2	0.5	0.2	0.6	1.6	5.7	0.2	0.1	0.3	0.8	0.6
Azerbaijan, Rep. of	912	3.5	1.6	0.9	10.3	9.4	9.5	0.0	0.5	0.7	0.1	0.1	0.1
Belarus	913	1.8	3.1	0.7	0.7	2.0	1.2	23.4	13.3	6.8	8.9	4.8	5.5
Georgia	915	1.9	1.8	2.4	2.0	3.3	3.4	14.2	8.2	13.3	3.3	12.7	19.6
Kazakhstan	916	25.7	30.6	68.5	40.9	4.2	9.3	0.9	1.6	8.4	27.2	65.9	12.2
Kyrgyz Republic	917	0.1	0.2	0.0	0.0	0.3	0.1	0.1	0.1	0.1	0.1
Moldova	921	0.1	0.1	0.6	0.2	0.1	0.6	0.7	0.8	1.3	0.5	0.6	0.7
Russian Federation	922	490.9	472.6	274.2	200.3	178.5	255.6	1,208.8	1,212.0	1,510.5	1,543.3	1,301.7	1,461.5
Tajikistan	923	0.1	0.0	0.0	0.1	0.0	0.0	0.0	0.0	0.1
Turkmenistan	925	3.9	0.3	3.6	0.3	0.4	4.2	1.7	2.6	3.3	4.2	2.3	9.2
Ukraine	926	46.2	48.7	19.6	12.3	19.1	20.8	298.8	212.7	239.3	183.5	189.8	191.2
Uzbekistan	927	3.6	8.5	6.3	1.9	1.9	3.2	0.1	0.5	0.1	0.2	0.1	0.1
Europe n.s.	884	25.1	15.9	28.9	18.3	13.1	17.7	47.2	94.5	88.0	40.9	80.4	136.7
Mid East, N Africa, Pak	440	1,232.1	1,557.6	1,663.6	1,292.6	925.0	917.4	1,783.7	1,499.6	1,357.6	883.2	1,051.3	1,397.8
Afghanistan, I.R. of	512	0.4	0.1	0.3	0.1	0.1	0.2	1.3	2.0	2.3	4.4	2.1	3.1
Algeria	612	157.7	146.2	283.4	233.4	177.6	93.8	66.7	44.8	0.0	9.9	50.3	18.7
Bahrain, Kingdom of	419	27.4	14.8	6.6	9.1	4.3	13.9	13.8	15.8	18.7	16.8	28.3	45.9
Djibouti	611	0.1	0.2	0.2	0.2	0.1	0.1	0.0	0.0	0.2	0.4	0.7
Egypt	469	64.2	57.7	58.1	50.3	71.4	52.4	36.7	37.4	37.5	32.5	59.9	71.0
Iran, I.R. of	429	5.7	0.5	0.3	0.3	0.3	0.9	127.6	20.5	3.3	3.3	21.0	89.8
Iraq	433	59.1	66.4	15.6	26.7	19.9	27.2	0.2	0.0	0.2	0.0	0.0	0.1
Jordan	439	44.8	18.4	9.1	4.6	8.3	20.3	16.4	17.8	11.7	15.7	17.2	28.2
Kuwait	443	83.9	56.4	38.1	77.8	101.6	56.3	0.1	0.2	0.1	0.1	0.1	18.3
Lebanon	446	18.0	12.7	16.1	19.4	13.2	30.2	1.1	0.4	0.8	0.9	0.9	0.8
Libya	672	28.7	55.5	19.9	0.7	0.5	0.1	0.1	0.0	0.0	0.0	0.0	0.0
Mauritania	682	0.1	9.6	0.4	0.1	9.5	2.8	0.3	0.8	0.2	0.4	0.5	3.9
Morocco	686	11.5	31.7	38.0	29.9	22.9	46.4	206.0	214.8	243.0	233.2	210.9	306.9
Oman	449	24.2	22.2	21.2	32.4	16.8	17.8	16.3	10.2	15.8	37.3	16.6	26.0

Mexico (273)

In Millions of U.S. Dollars

		Exports (FOB)						Imports (FOB)					
		2012	2013	2014	2015	2016	2017	2012	2013	2014	2015	2016	2017
Pakistan	564	22.7	20.2	24.3	22.6	23.0	33.5	178.6	184.3	176.8	190.1	192.4	186.3
Qatar	453	64.9	33.3	33.4	48.2	17.6	30.2	221.1	301.7	250.8	110.4	54.1	30.2
Saudi Arabia	456	156.3	514.7	672.9	368.8	134.2	153.0	667.3	465.0	381.9	19.0	111.3	66.6
Somalia	726	0.1	0.3	0.1	0.6	0.0	0.1	0.3	0.3	0.2
Sudan	732	0.5	0.7	1.6	1.4	2.2	1.5	12.7	8.4	7.2	7.4	9.7	2.1
Syrian Arab Republic	463	2.0	1.7	1.1	0.6	0.5	0.9	1.9	0.6	0.2	0.6	0.8	0.8
Tunisia	744	25.4	15.8	25.9	12.5	10.7	20.8	24.6	31.6	39.7	43.3	45.0	99.4
United Arab Emirates	466	434.3	478.7	396.8	353.5	290.0	314.9	190.3	143.1	167.5	157.4	229.5	399.0
Sub-Saharan Africa	603	393.6	466.4	463.0	418.1	562.4	439.2	986.3	996.2	1,035.4	653.3	578.1	843.9
Angola	614	44.9	69.0	43.7	82.3	54.9	12.5	0.1	0.0	0.1	0.6	1.0	0.1
Benin	638	0.1	0.1	0.8	0.4	0.6	0.8	0.1	0.0	0.0	0.0	0.0	0.1
Botswana	616	0.1	0.5	0.1	0.0	0.7	0.2	0.1	0.1	0.1	0.2	0.1
Burkina Faso	748	0.1	16.8	0.7	0.0	0.0	0.2	0.1	0.0	0.0	0.0	0.0	0.0
Burundi	618	0.1	3.2	0.6	0.3	0.0	0.0	0.0	0.0	0.0	0.1
Cabo Verde	624	0.1	0.1	0.2	0.0	0.0	0.6	0.0	0.0	2.4
Cameroon	622	2.4	5.1	23.6	1.7	1.7	6.2	3.9	2.6	3.8	2.7	3.8	3.0
Chad	628	0.1	2.0	0.4	0.4	0.2	0.1	0.0	0.0	0.0	0.1	0.1
Comoros	632	0.0	0.1	0.0	0.2	0.0	0.0	0.3	0.1	0.3	0.2
Congo, Dem. Rep. of	636	0.0	0.0	0.0	0.7	0.2	0.1	9.2	0.2	1.7	0.1
Congo, Republic of	634	0.7	8.7	25.0	5.2	10.2	3.9	0.5	4.1	11.1	3.7	4.5	0.3
Côte d'Ivoire	662	2.4	17.8	6.5	4.1	3.3	5.9	87.9	86.6	111.6	99.8	102.9	94.8
Equatorial Guinea	642	4.9	4.0	1.1	0.5	0.2	0.2	0.6	0.0	0.0	0.0	22.3	22.3
Eritrea	643	0.6	0.2	0.0	0.3	0.1	0.0	0.1	0.0	0.0	0.0	0.0	0.4
Eswatini, Kingdom of	734	0.4	0.9	0.2	0.4	0.2	2.2	11.0	12.0	13.9	11.8	10.4	14.3
Estonia	939	8.7	7.0	3.3	8.6	16.6	11.2	151.4	127.1	147.2	114.0	346.4	170.7
Ethiopia	644	0.3	5.5	4.5	2.0	2.8	3.3	2.4	0.9	1.5	1.7	2.3	4.0
Gabon	646	0.7	5.6	1.8	3.8	0.7	0.9	6.7	6.6	4.7	11.6	9.6	14.3
Gambia, The	648	0.1	0.3	0.1	0.2	0.3	0.9	0.4	0.3	0.6
Ghana	652	7.1	4.3	26.0	21.1	14.5	10.0	1.1	1.0	0.6	1.1	1.8	1.3
Guinea	656	0.6	0.6	1.3	0.7	1.1	0.8	0.0	0.0	0.6	0.0	0.0	0.1
Guinea-Bissau	654	0.4	0.0	0.1	0.0	0.0	0.2	0.0	0.0	0.0
Kenya	664	3.8	1.7	4.5	7.1	8.0	132.9	1.5	2.4	9.5	2.3	7.7	12.8
Lesotho	666	0.1	2.4	2.8	1.5	2.7	3.2	3.0
Liberia	668	0.8	0.1	0.1	0.6	1.1	1.3	0.8	0.4	2.5	0.4	2.2	4.0
Madagascar	674	0.1	0.0	0.5	0.6	0.5	2.1	7.4	3.2	3.3	5.8	7.4	4.3
Malawi	676	0.0	0.0	0.0	0.0	0.8	0.1	3.4	5.9	3.8	1.3	0.5	0.4
Mali	678	0.2	1.2	4.9	0.2	1.3	1.5	0.2	0.4	0.1	1.6	1.7	3.2
Mauritius	684	0.2	0.7	2.2	0.9	1.1	6.5	7.7	7.4	11.0	10.7	8.0	6.2
Mozambique	688	0.9	0.3	0.4	1.2	9.4	2.5	3.6	3.6	8.0	3.9	16.2	15.9
Namibia	728	0.5	1.6	0.1	3.1	1.8	2.4	6.7	4.3	9.2	4.8	25.4	90.5
Niger	692	0.2	3.2	0.2	0.1	0.1	0.0	0.2	0.8	1.0	0.7	0.9	1.5
Nigeria	694	48.7	69.5	45.4	51.5	38.3	29.4	117.8	448.2	529.8	249.0	105.8	199.9
Rwanda	714	0.0	0.4	0.2	0.4	0.4	0.2	3.5	18.6	10.3	6.1	0.3
São Tomé & Príncipe	716	0.0	0.0	0.0	0.3	0.0	0.0	0.0	0.1	0.0
Senegal	722	0.5	0.8	0.9	1.0	0.4	2.3	2.4	3.1	3.3	16.8	9.7	18.5
Seychelles	718	0.2	0.0	0.2	0.0	0.1	0.4	1.2	0.6	0.5	0.2	2.9
Sierra Leone	724	0.2	0.5	0.1	0.1	0.3	0.2	4.3	1.0	1.4	6.7	7.2	29.0
South Africa	199	253.1	236.8	251.6	217.3	335.9	178.6	706.6	386.2	266.7	194.8	201.0	281.8
Tanzania	738	1.4	4.7	1.7	1.4	9.0	9.5	0.6	0.6	1.1	2.5	2.7	2.5
Togo	742	3.7	0.1	3.0	1.8	1.7	10.7	0.1	0.2	0.0	0.0	0.0	0.0
Uganda	746	1.7	0.8	1.0	1.3	0.9	5.4	0.6	0.6	3.6	2.3	6.5	4.7
Zambia	754	10.2	3.1	4.4	4.8	0.8	1.3	0.1	0.1	0.1	0.1	0.0	0.0
Zimbabwe	698	1.2	1.4	1.0	1.0	59.3	2.5	3.0	4.5	0.5	1.1	1.1	2.4
Africa n.s.	799	0.6	0.5	0.2	0.2	0.2	0.3	0.9	0.9	0.7	1.1	3.1	1.3
Western Hemisphere	205	27,927.6	27,021.6	24,959.6	21,910.0	19,279.9	21,131.5	14,120.7	14,797.8	14,931.2	12,403.0	12,247.3	13,169.4
Anguilla	312	0.1	0.2	0.5	0.1	0.4	0.4	0.9	0.1	0.1	0.1	0.1	0.1
Antigua and Barbuda	311	2.6	2.5	1.9	1.5	1.2	1.9	0.1	0.3	0.2	0.3	0.2	0.3
Argentina	213	1,932.4	1,965.9	1,301.9	1,497.1	1,408.7	1,504.1	1,004.2	1,167.3	1,049.7	1,056.9	896.8	822.7
Aruba	314	9.5	14.3	10.7	39.9	8.6	13.6	4.9	1.6	2.1	8.7	1.0	1.5
Bahamas, The	313	58.2	12.5	12.5	13.5	47.4	19.2	97.1	73.6	232.6	25.8	124.2	18.4

Mexico (273)

In Millions of U.S. Dollars

		Exports (FOB)						Imports (FOB)					
		2012	2013	2014	2015	2016	2017	2012	2013	2014	2015	2016	2017
Barbados	316	26.2	12.9	8.0	12.8	12.0	14.8	0.7	0.7	0.8	0.5	0.5	0.5
Belize	339	129.6	146.4	117.0	125.4	115.7	140.4	6.3	9.4	26.0	6.6	1.2	1.5
Bermuda	319	4.9	2.7	1.2	2.2	1.2	2.4	0.1	0.0	0.4	0.0	0.0	0.0
Bolivia	218	177.6	199.5	226.4	172.0	156.3	186.8	44.3	31.7	26.1	29.8	29.8	25.3
Brazil	223	5,657.6	5,386.4	4,739.6	3,798.9	3,055.9	3,680.9	4,494.5	4,420.6	4,473.0	4,622.1	4,732.8	5,440.4
Chile	228	2,251.5	2,084.7	2,148.0	1,861.4	1,745.0	1,804.1	1,502.6	1,438.4	1,397.6	1,480.4	1,335.4	1,536.6
Colombia	233	5,592.3	4,735.2	4,733.9	3,668.0	3,066.5	3,163.8	877.1	911.8	934.5	922.5	1,097.9	1,674.3
Costa Rica	238	993.3	977.4	996.2	964.2	915.5	958.9	3,259.4	3,174.4	2,541.8	550.0	391.1	374.6
Curacao	354	5.8	6.5	5.4	8.8	6.9	14.3	26.8	18.6	24.8	13.1	14.6	6.0
Dominica	321	2.0	3.5	4.4	0.9	4.7	30.4	0.3	1.0	0.5	0.4	0.3	0.5
Dominican Republic	243	874.7	1,011.6	884.4	713.6	907.8	713.9	138.4	131.7	161.5	143.4	148.8	144.4
Ecuador	248	876.7	917.0	904.8	543.3	450.6	621.9	109.1	115.3	164.8	164.3	187.8	138.3
El Salvador	253	608.9	639.2	604.9	637.1	596.5	687.7	106.0	125.8	127.3	136.3	115.2	150.0
Falkland Islands	323	0.1	0.0	0.0	0.0	0.0	0.0
Greenland	326	1.1	0.0	0.0	0.0	0.1	0.0	0.0
Grenada	328	1.4	1.6	1.8	1.9	2.3	2.0	0.2	0.1	0.1	0.1	0.0	0.0
Guatemala	258	1,827.3	1,734.6	1,790.4	1,817.6	1,713.9	1,721.6	611.7	528.8	489.6	461.2	487.8	527.7
Guyana	336	11.3	10.5	12.1	11.3	14.1	14.9	9.9	8.9	12.9	11.2	9.6	42.2
Haiti	263	44.7	60.5	66.9	54.3	45.0	56.1	17.0	20.3	22.0	22.1	29.5	20.1
Honduras	268	574.5	549.8	518.5	555.5	585.8	646.3	352.9	417.9	477.7	415.0	426.5	406.7
Jamaica	343	194.8	178.5	174.3	126.3	206.0	229.0	3.3	4.5	0.5	3.8	3.4	1.9
Montserrat	351	0.0	0.0	0.0	0.1	0.1	0.1	0.1	0.1	10.2
Netherlands Antilles	353	41.3	12.5	7.1	8.5	5.4	21.8	1.5	1.8	2.5	27.5	3.5	5.8
Nicaragua	278	722.0	779.4	848.9	942.1	938.0	938.4	153.7	628.2	637.1	549.6	661.9	359.9
Panama	283	1,135.7	1,046.5	989.1	1,042.4	898.5	915.4	83.0	17.4	20.3	120.8	50.6	110.2
Paraguay	288	103.5	130.0	162.0	96.8	97.0	120.1	115.8	320.0	168.0	127.7	134.0	81.2
Peru	293	1,527.7	1,770.5	1,730.2	1,650.8	1,404.0	1,510.7	440.0	585.4	1,106.3	681.3	556.3	513.6
St. Kitts and Nevis	361	0.9	33.8	1.0	2.6	1.2	1.6	2.4	2.4	0.9	0.8	1.7	2.2
St. Lucia	362	2.4	2.8	2.7	3.0	9.1	4.4	0.1	0.1	0.5	0.1	0.1	0.0
St. Vincent & Grens.	364	0.6	4.0	0.6	1.1	1.6	0.9	0.0	0.0	0.0	0.1	0.9	0.3
Suriname	366	15.8	17.4	12.7	8.1	5.9	8.0	0.1	0.1	0.3	0.1	0.1	0.2
Trinidad and Tobago	369	107.9	107.8	87.8	87.0	81.9	79.9	178.7	258.7	384.1	316.4	291.9	263.8
Uruguay	298	294.2	308.1	299.9	218.2	168.1	221.2	288.7	283.6	372.7	373.2	338.0	369.5
Venezuela, Rep. Bol.	299	2,118.1	2,154.9	1,551.6	1,221.8	600.0	1,079.7	189.0	97.4	72.0	130.5	173.6	118.0
Other Countries n.i.e	910	388.8	374.2	363.3	356.0	324.8	361.7	25.6	28.3	22.1	26.6	16.0	14.8
Cuba	928	387.1	372.6	362.3	355.7	324.2	361.2	16.5	13.8	11.6	12.4	9.2	8.7
Korea, Dem. People's Rep.	954	1.7	1.6	1.0	0.4	0.6	0.5	9.1	14.4	10.4	14.2	6.7	6.1
Countries & Areas n.s.	898	630.4	516.0	443.0	430.2	432.5	563.7	587.4	509.1	598.8	512.6	424.8	486.9
Memorandum Items													
Africa	605	588.9	670.6	812.6	695.6	785.7	604.7	1,297.2	1,296.7	1,325.4	947.9	895.2	1,275.7
Middle East	405	1,013.7	1,333.1	1,289.3	992.4	678.5	718.1	1,292.9	1,012.8	888.5	394.0	539.7	776.7
European Union	998	22,021.1	19,607.8	20,184.8	18,233.1	19,160.5	23,132.3	40,943.4	43,079.2	44,512.8	43,708.4	42,384.0	48,873.3
Export earnings: fuel	080	10,543.4	10,170.1	9,461.5	7,240.2	5,417.3	6,171.4	4,039.3	4,092.3	4,488.5	3,757.7	3,805.5	4,634.3
Export earnings: nonfuel	092	360,226.5	369,845.0	387,450.2	373,309.3	368,529.4	403,229.7	366,712.3	377,117.8	395,488.7	391,474.6	383,259.0	415,733.9

Micronesia, Federated States of (868)

In Millions of U.S. Dollars

		Exports (FOB)						Imports (CIF)					
		2012	2013	2014	2015	2016	2017	2012	2013	2014	2015	2016	2017
IFS World	
World	001	49.9	22.0	18.3	15.9	46.1	110.1	193.7	187.7	184.5	182.8	493.1	756.4
Advanced Economies	110	1.0	1.0	1.5	1.3	1.4	8.9	119.4	115.3	114.9	114.7	132.1	230.1
Euro Area	163	0.1	0.1	0.1	0.4	0.4	0.1	0.6	0.5	0.4	0.3	0.6	0.3
Germany	134	e 0.1	e 0.1	e 0.0	e 0.0	e 0.1	e 0.0	0.2	0.2	0.3	0.1	0.3	0.1
Italy	136	e 0.0	e 0.3	0.0	0.1	0.0	0.0	0.0	0.0
Netherlands	138	e 0.0	e 0.1	e 0.0	e 0.0	e 0.0	e 0.0
Slovak Republic	936	e 0.0	e 0.0	0.0	0.0	0.0	0.0	0.1	0.0
Slovenia	961	0.3	0.1	0.1	0.1	0.1	0.1
Spain	184	e 0.0	e 0.0	e 0.3	e 0.1
Australia	193	e 0.0	e 0.0	8.8	12.0	12.0	12.0	17.1	15.1
China,P.R.: Hong Kong	532	5.1	3.6	3.6	3.6	3.6	3.6
Denmark	128	e 0.0	e 0.0	e 0.3	0.0	0.4	0.0	0.0	0.0	0.1
Japan	158	6.4	13.4	12.6	12.6	12.6	12.6	37.6
Korea, Republic of	542	e 0.0	e 0.9	5.2	5.6	5.6	5.6	9.1	52.1
New Zealand	196	0.9	1.2	1.2	1.2	1.5	4.1
Singapore	576	e 0.0	e 0.0	9.4	8.9	8.9	8.9	9.1	11.1
Switzerland	146	e 0.0	1.6	1.0	1.0	1.0	1.0	1.0
United Kingdom	112	e 0.2	e 0.2	e 0.4	e 0.1	e 0.1	e 0.1	0.0	0.0	0.0	0.0	0.0	0.1
United States	111	0.7	0.7	0.7	0.7	0.9	1.5	74.3	69.4	69.4	69.4	77.4	105.1
Emerg. & Dev. Economies	200	49.0	21.0	16.8	14.6	44.7	101.2	74.1	59.4	57.6	56.2	327.9	447.0
Emerg. & Dev. Asia	505	46.7	20.2	16.1	13.9	44.3	96.7	73.4	58.1	55.2	54.8	325.7	444.3
China,P.R.: Mainland	924	e 0.4	e 11.0	3.3	5.1	5.1	5.1	11.9	31.7
Fiji	819	e 0.0	e 0.0	e 0.1	e 0.1	e 0.1	0.3	0.1	0.1	0.1	0.5	1.6
Guam	829	3.7	3.3	2.6	2.3	6.8	14.3	53.9	41.4	39.1	38.9	60.1	106.4
India	534	0.7	0.8	0.8	0.8	0.8	1.1
Indonesia	536	e 1.4	e 1.2	0.1	0.2	0.2	0.2	226.1	233.5
Lao People's Dem.Rep	544	0.1
Malaysia	548	e 0.0	e 0.1	0.3	0.1	0.1	0.1	0.1	0.1
Marshall Islands	867	0.4	0.3	0.2	0.2	0.5	1.1	0.3	0.2	0.2	0.2	1.1	3.3
Palau	565	e 0.0	e 0.1	e 0.1	e 0.2	e 0.2	e 0.2	0.1	0.1	0.1	0.1	0.5	1.5
Papua New Guinea	853	0.0	0.0	0.0	0.0	0.1	0.2
Philippines	566	e 0.4	e 5.8	9.6	5.6	5.6	5.6	5.6	13.1
Samoa	862	e 0.1	0.0	0.0	0.0	0.1	0.1
Thailand	578	e 42.5	e 16.6	e 13.0	e 11.3	e 34.5	e 62.8	1.3	1.0	1.0	0.9	0.9	1.0
Vietnam	582	0.1	0.2	0.2	0.2	1.3	3.6
Asia n.s.	598	3.2	3.1	2.7	2.6	16.5	47.0
Europe	170	0.0	0.1	0.0	0.0	0.0	0.0	0.0	0.7	0.7	0.7	0.7	0.7
Emerg. & Dev. Europe	903	0.0	0.1	0.0	0.0	0.0	0.0	0.3	0.2	0.2	0.2	0.3
Croatia	960	e 0.0	e 0.1	e 0.1
Hungary	944	e 0.0	0.2	0.2	0.2	0.2	0.2
CIS	901	0.0	0.4	0.4	0.4	0.4	0.4
Georgia	915	0.4	0.4	0.4	0.4	0.4
Mid East, N Africa, Pak	440	0.4	0.2	0.0	0.0	0.0	0.0	0.4	0.3	0.3	0.3	0.3	0.3
Morocco	686	0.1	0.2	0.2	0.2	0.2	0.2
Saudi Arabia	456	e 0.4	e 0.2	e 0.0	0.2	0.1	0.1	0.1	0.1	0.1
Sub-Saharan Africa	603	0.0	0.0	0.0	0.0	0.0	0.0	0.2	0.3	0.3	0.3	0.6	1.3
Gambia, The	648	0.0	0.0	0.0	0.0	0.2	0.5
Senegal	722	0.2	0.2	0.2	0.2	0.2	0.2
Africa n.s.	799	0.0	0.0	0.0	0.2	0.5
Western Hemisphere	205	1.9	0.4	0.7	0.7	0.3	4.4	0.1	0.1	1.2	0.2	0.6	0.5
Brazil	223	e 0.0	0.1	0.1	0.1
Chile	228	e 0.0	e 0.0	e 0.0	0.0	0.0	0.1	0.3
Ecuador	248	e 3.8	0.0	0.0	0.0	0.0	0.0
Mexico	273	e 1.7	e 0.2	e 0.3	e 0.2	e 0.3	e 0.6	0.0	0.1	1.1	0.1	0.3	0.0
Peru	293	0.1	0.1	0.1	0.2	0.1
St. Kitts and Nevis	361	e 0.2	e 0.2	e 0.4	e 0.5	e 0.0	e 0.1
Trinidad and Tobago	369	e 0.1
Countries & Areas n.s.	898	0.2	13.0	12.0	11.9	33.1	79.4

Micronesia, Federated States of (868)

In Millions of U.S. Dollars

		Exports (FOB)						Imports (CIF)					
		2012	2013	2014	2015	2016	2017	2012	2013	2014	2015	2016	2017
Memorandum Items													
Africa	605	0.0	0.0	0.0	0.0	0.0	0.0	0.4	0.5	0.5	0.5	0.8	1.5
Middle East	405	0.4	0.2	0.0	0.0	0.0	0.0	0.2	0.1	0.1	0.1	0.1	0.1
European Union	998	0.3	0.4	0.8	0.6	0.5	0.2	0.6	1.2	0.7	0.6	0.9	0.6
Export earnings: fuel	080	0.4	0.2	0.0	0.0	3.9	0.2	0.1	0.1	0.1	0.1	0.1
Export earnings: nonfuel	092	49.5	21.7	18.3	15.9	46.0	106.3	193.5	187.7	184.4	182.7	493.0	756.4

Moldova (921)

In Millions of U.S. Dollars

		Exports (FOB)						Imports (CIF)					
		2012	2013	2014	2015	2016	2017	2012	2013	2014	2015	2016	2017
IFS World		2,161.9	2,428.3	2,339.5	1,966.8	2,044.6	2,425.1	5,212.9	5,492.4	5,317.0	3,986.8	4,020.2	4,831.5
World	001	2,154.2	2,385.1	2,304.0	1,938.9	2,010.8	2,377.8	5,208.9	5,487.2	5,281.9	3,999.2	4,031.2	4,837.3
Advanced Economies	110	590.2	710.8	818.7	736.4	735.3	890.9	1,655.3	1,707.9	1,716.3	1,349.8	1,330.4	1,561.4
Euro Area	163	418.9	459.6	561.7	498.1	515.6	636.0	1,218.6	1,254.1	1,269.0	1,001.6	1,001.7	1,193.4
Austria	122	17.9	19.2	23.8	21.6	27.2	40.9	123.0	128.4	110.5	89.5	73.7	80.3
Belgium	124	9.5	8.3	11.2	9.4	9.9	12.9	35.9	41.2	40.5	32.8	30.7	38.5
Cyprus	423	4.5	8.8	6.9	7.0	3.7	7.8	1.2	0.9	1.0	0.7	0.6	1.0
Estonia	939	3.0	3.4	4.4	4.3	3.4	3.6	3.6	4.0	6.0	6.1	4.3	5.2
Finland	172	1.2	0.8	0.5	0.3	1.0	0.3	14.4	14.9	16.0	13.0	11.9	13.4
France	132	30.2	35.5	37.6	43.1	44.7	50.8	103.7	101.6	93.8	81.0	90.0	112.7
Germany	134	70.2	113.1	137.5	117.2	126.6	166.1	386.9	395.6	427.0	321.3	316.4	390.6
Greece	174	13.3	25.3	26.7	25.4	29.5	29.5	50.0	39.3	36.8	19.7	19.5	25.5
Ireland	178	0.0	0.1	0.0	0.2	0.3	0.6	7.4	9.5	8.2	6.9	6.3	7.2
Italy	136	205.1	186.6	243.4	197.0	197.8	236.0	328.2	345.5	352.4	279.2	280.8	331.2
Latvia	941	4.8	5.0	11.2	10.6	5.3	6.4	6.6	7.0	7.4	8.7	8.8	8.8
Lithuania	946	14.9	15.3	16.8	8.7	7.5	9.1	17.3	14.9	12.4	11.0	14.3	12.4
Luxembourg	137	0.0	0.0	0.4	0.1	0.0	1.5	3.2	3.6	2.5	2.4	2.4
Malta	181	0.0	0.6	0.0	0.3	0.1	0.0	1.1	0.2	0.2	0.2	0.4	0.2
Netherlands	138	16.7	15.8	20.5	24.2	26.9	27.9	48.3	49.0	56.2	41.7	43.4	47.8
Portugal	182	5.6	2.8	0.4	0.4	5.5	5.7	7.6	7.5	7.6	7.6	12.5	13.8
Slovak Republic	936	5.9	7.8	8.3	8.9	6.8	10.0	22.7	22.9	21.5	15.4	18.3	24.3
Slovenia	961	0.9	0.4	0.6	0.4	0.4	0.3	17.6	21.8	20.4	19.4	17.5	17.4
Spain	184	15.0	10.9	11.7	18.6	18.8	28.0	41.5	46.6	47.5	44.8	50.0	60.7
Australia	193	0.5	0.2	0.3	0.2	0.3	0.4	0.3	0.4	0.8	0.7	0.7	0.9
Canada	156	1.0	1.2	1.3	2.6	2.4	4.8	6.7	7.1	7.3	5.7	4.3	6.4
China,P.R.: Hong Kong	532	0.2	2.0	3.7	0.2	0.2	0.8	1.5	2.5	2.6	3.4	3.3	1.0
Czech Republic	935	16.9	25.6	29.9	27.7	28.3	29.9	65.0	69.3	66.6	51.1	56.1	68.2
Denmark	128	0.9	1.1	1.7	3.0	1.1	1.5	14.1	15.0	17.1	14.8	12.0	14.6
Iceland	176	0.0	0.1	8.9	6.9	3.7	4.0	6.5	8.6
Israel	436	2.2	4.7	2.9	2.3	7.7	3.8	43.2	45.7	22.5	28.3	11.3	8.9
Japan	158	1.1	0.5	1.4	1.3	0.8	1.1	30.9	37.3	45.8	42.1	28.1	37.5
Korea, Republic of	542	0.0	0.4	0.1	0.2	0.3	0.3	32.8	33.9	38.6	22.7	21.4	26.1
New Zealand	196	26.7	32.5	20.8	0.0	0.0	0.0	3.9	3.6	4.3	1.9	0.7	0.6
Norway	142	0.1	0.1	0.6	0.6	0.5	0.2	11.1	10.9	9.9	6.1	6.3	7.9
San Marino	135	0.0	0.0	0.0	11.6	0.1	0.1	0.1	0.1	0.6	0.9
Singapore	576	0.0	0.7	0.1	0.5	0.3	0.3	3.2	3.8	1.6	2.3	2.0	1.6
Sweden	144	2.0	2.0	2.4	3.1	0.7	1.0	23.6	20.4	19.7	16.4	18.6	19.7
Switzerland	146	5.1	47.8	49.2	35.4	44.5	44.1	36.3	42.0	42.4	32.2	30.7	31.8
Taiwan Prov.of China	528	0.4	1.7	1.5	1.0	1.1	0.1	17.7	18.9	18.9	12.4	10.8	5.9
United Kingdom	112	83.9	105.5	108.2	138.2	114.3	136.1	58.0	62.5	69.0	53.1	62.0	57.1
United States	111	30.1	25.3	33.1	22.0	17.0	18.8	79.1	73.6	76.4	50.8	53.3	70.2
Emerg. & Dev. Economies	200	1,564.1	1,674.3	1,485.3	1,202.5	1,275.5	1,486.9	3,553.4	3,778.7	3,565.4	2,643.3	2,687.9	3,270.7
Emerg. & Dev. Asia	505	13.2	15.5	27.9	29.5	39.6	41.8	500.4	574.0	572.2	442.7	481.5	627.7
Bangladesh	513	0.2	0.6	1.4	0.3	6.1	7.2	6.8	5.5	6.9	9.0
Cambodia	522	0.1	0.5	0.0	0.5	0.7	0.9	0.6	0.8	0.7
China,P.R.: Mainland	924	8.3	6.5	8.2	8.6	14.5	19.0	415.7	478.9	481.2	366.4	393.7	505.4
India	534	3.7	0.7	0.6	0.3	1.9	1.0	30.4	35.0	36.9	26.2	22.4	26.9
Indonesia	536	0.3	1.8	6.3	11.6	3.9	4.9	9.3	7.4	6.9	4.6	4.7	5.5
Malaysia	548	0.0	1.2	5.2	3.1	10.4	7.8	9.0	12.3	11.8	7.5	6.5	9.7
Mongolia	948	0.1	0.1	0.0	0.4	0.3	0.4	0.0	0.0	0.0	0.0
Myanmar	518	1.7	1.0	4.6	4.6	0.1	0.0	0.0	0.0	0.1	0.2
Nepal	558	0.2	0.2	0.2	0.2	0.1	0.0	0.0	0.0	0.0	0.0	0.0
Philippines	566	0.1	1.2	1.4	0.3	0.3	0.1	1.1	2.3	1.4	1.3	1.9	4.0
Sri Lanka	524	0.0	1.6	2.2	2.3	2.2	2.0	1.3	0.9
Thailand	578	0.0	0.3	0.9	0.9	0.5	0.8	8.6	9.7	8.7	5.2	5.7	8.0
Vietnam	582	0.5	3.4	3.2	0.9	1.3	3.0	17.3	18.3	15.4	11.8	22.4	38.4
Asia n.s.	598	0.0	0.0	11.5	15.1	19.0
Europe	170	1,502.7	1,626.1	1,405.9	1,127.9	1,175.6	1,396.7	2,975.0	3,133.6	2,893.0	2,144.7	2,151.5	2,576.5
Emerg. & Dev. Europe	903	556.2	674.8	649.0	617.7	744.6	915.8	1,349.1	1,456.6	1,441.3	1,124.5	1,122.6	1,368.5
Albania	914	0.1	0.2	0.2	0.0	0.4	0.2	0.1	0.1	6.8	0.1	0.3	0.5

Moldova (921)

In Millions of U.S. Dollars

		Exports (FOB)						Imports (CIF)					
		2012	2013	2014	2015	2016	2017	2012	2013	2014	2015	2016	2017
Bosnia and Herzegovina	963	1.0	0.9	1.0	0.8	1.6	2.0	2.4	2.3	2.3	1.9	2.1	1.9
Bulgaria	918	33.8	32.6	37.9	28.2	76.0	78.1	78.2	83.0	81.3	68.4	57.6	74.1
Croatia	960	0.5	0.2	0.3	0.2	0.2	0.8	1.8	3.1	1.7	2.1	1.9	2.0
Faroe Islands	816	e 0.0	e 0.0	e 0.0	e 0.0	e 0.0	e 0.0	2.8	4.1	3.9	2.2	1.2	0.6
Gibraltar	823	0.3	0.3	0.4	0.0	0.4	1.0	0.0	0.0	0.0	0.0
Hungary	944	28.7	15.7	5.5	4.3	9.2	9.9	89.0	100.3	85.6	69.3	80.1	99.6
Kosovo	967	e 0.5	e 0.5	e 0.5	e 0.5	e 0.2	e 0.2	e 0.0	e 0.0	e 0.0	e 0.0	e 0.0	e 0.0
Macedonia, FYR	962	0.8	0.8	1.9	4.8	4.6	1.1	0.9	1.8	6.0	7.0
Montenegro	943	0.1	0.2	0.0	0.1	0.3	0.0	0.0	0.0	0.0	0.0
Poland	964	74.2	85.3	64.4	68.5	73.4	102.9	152.1	142.7	155.8	122.4	132.2	165.7
Romania	968	356.7	411.1	434.0	446.4	513.0	600.6	620.6	722.1	803.1	555.1	551.5	694.5
Serbia, Republic of	942	3.4	2.6	3.7	11.0	12.8	16.9	15.9	17.5	18.0
Turkey	186	56.1	127.1	104.7	64.4	61.5	104.1	388.2	381.0	300.9	285.1	272.0	304.3
CIS	901	946.5	951.3	756.9	510.2	431.1	480.9	1,625.7	1,676.8	1,451.4	1,020.0	1,029.0	1,208.0
Armenia	911	1.4	1.1	2.1	1.1	0.9	1.2	0.4	0.5	0.4	0.6	0.3	0.6
Azerbaijan, Rep. of	912	5.4	6.5	5.9	3.5	4.7	6.6	0.5	0.3	0.1	0.3	0.6	0.2
Belarus	913	80.7	90.3	134.7	131.6	103.5	110.1	172.2	178.3	142.0	84.2	101.3	114.6
Georgia	915	18.4	28.0	24.5	17.9	16.9	18.0	2.0	4.5	2.2	1.9	1.5	1.9
Kazakhstan	916	50.3	39.2	45.3	58.6	13.2	17.0	26.5	32.7	27.3	11.0	3.2	1.7
Kyrgyz Republic	917	2.8	3.3	3.3	1.9	1.8	1.3	0.3	0.3	0.4	0.2	0.1	0.3
Russian Federation	922	655.1	631.9	423.7	240.6	233.2	254.5	816.9	788.0	717.2	535.7	535.2	571.7
Tajikistan	923	0.9	1.9	0.7	0.5	0.4	0.0	0.0	0.1	0.0	0.0
Turkmenistan	925	0.8	1.0	1.8	1.1	0.6	4.0	3.2	2.7	0.0	0.0
Ukraine	926	122.4	140.4	109.2	45.8	49.7	65.5	594.3	659.1	546.4	371.1	383.9	511.1
Uzbekistan	927	8.2	7.6	8.1	6.6	5.6	5.6	8.6	9.8	15.4	12.3	2.8	5.8
Europe n.s.	884	0.1	0.2	0.2	0.2	0.0	0.1
Mid East, N Africa, Pak	440	43.9	26.4	47.4	40.9	56.5	42.6	18.8	18.1	25.5	17.2	18.9	24.9
Afghanistan, I.R. of	512	8.2	1.0	0.0	0.0	0.0	1.3	0.1	0.0	0.0	0.1
Algeria	612	1.5	0.0	0.2	0.2	0.0	0.0	0.0	0.0	0.0
Egypt	469	0.4	0.4	8.4	3.1	4.2	1.2	8.1	7.6	13.3	6.3	5.9	9.3
Iran, I.R. of	429	1.2	0.9	2.1	0.9	0.9	0.0	1.0	1.5	1.1	1.1	1.6	1.7
Iraq	433	22.7	13.2	10.3	17.1	26.3	13.2	0.0
Jordan	439	0.3	0.1	0.9	0.6	2.6	2.0	0.4	0.6	0.8	0.6	1.9	1.4
Kuwait	443	0.0	0.0	0.1	0.0	0.0	0.3	0.0	0.0	0.0	0.0
Lebanon	446	1.7	2.1	10.3	8.6	11.2	8.0	0.4	0.8	0.5	0.4	0.9	0.6
Libya	672	4.6	4.4	2.3	0.3	0.9	0.4	0.1	0.0	0.6	0.0
Mauritania	682	0.0	0.2	0.7	0.2	0.0	0.0
Morocco	686	0.0	0.0	0.0	0.0	0.1	0.9	0.8	1.6	1.6	1.4	3.3	4.1
Oman	449	0.8	0.8	0.0	0.0	0.0	0.0	0.0	0.2
Pakistan	564	1.9	7.9	0.6	0.9	0.8	3.8	2.7	2.9	3.2	2.1	2.8
Qatar	453	0.2	0.1	0.1	0.1	1.0	0.0	0.1	0.0	0.3	0.3	0.1
Saudi Arabia	456	0.1	0.1	1.7	0.5	1.8	3.9	0.0	0.2	0.9	0.2	0.8	0.8
Somalia	726	0.1	0.0	0.0
Sudan	732	0.4	0.5	0.0	2.2	0.2	1.3	0.0	0.0	0.0	0.0	0.0	0.0
Syrian Arab Republic	463	0.9	0.6	2.6	5.7	5.6	5.0	1.1	0.0	0.0	0.1	0.0
Tunisia	744	0.1	0.0	0.0	0.0	0.1	0.0	1.2	1.1	2.3	1.9	1.0	2.0
United Arab Emirates	466	1.7	1.0	0.5	0.8	0.8	2.5	1.6	1.5	1.3	0.9	1.1	1.9
Yemen, Republic of	474	0.0	0.0	0.0	0.1	0.2
Sub-Saharan Africa	603	3.5	4.9	3.4	2.4	3.0	3.7	6.7	6.0	8.5	9.5	6.4	6.3
Angola	614	0.1	0.1	0.0	0.0
Burkina Faso	748	0.1	0.0	0.0	0.0
Cabo Verde	624	0.1
Congo, Republic of	634	0.1	0.3	0.3	0.1	0.4	0.0
Côte d'Ivoire	662	0.5	0.3	0.7	0.5	0.5	0.6	2.3	2.7	2.3	2.1	1.5	0.6
Eswatini, Kingdom of	734	1.4	0.1	0.5	0.1	0.1	0.1	0.0	0.0	0.0
Estonia	939	3.0	3.4	4.4	4.3	3.4	3.6	3.6	4.0	6.0	6.1	4.3	5.2
Ethiopia	644	0.1	0.1	0.1	0.0	0.1	0.1
Ghana	652	0.5	0.5	0.6	0.2	0.0	0.0	1.7	1.6	2.1
Guinea	656	0.1	0.0	0.0
Kenya	664	0.1	0.0	0.1	0.0	0.0	0.1	0.1	0.0	0.1	0.1	0.1	0.4

Moldova (921)

In Millions of U.S. Dollars

		Exports (FOB)						Imports (CIF)					
		2012	2013	2014	2015	2016	2017	2012	2013	2014	2015	2016	2017
Madagascar	674	0.0	0.0	0.0	0.1	0.1	0.1	0.2
Malawi	676	e 0.0	1.6	0.5	0.0	0.0	0.0
Mauritius	684	0.0	0.1	0.1	0.1	0.0	0.1	0.1
Niger	692	0.0	0.1	0.0	0.0	0.0	0.0	0.0	0.0	0.0	0.0	0.0	0.0
Nigeria	694	1.2	1.9	2.0	0.8	0.8	0.9	0.0	0.0	0.0	0.0	0.0	0.0
Senegal	722	0.2	0.3	0.3	0.3	0.3	0.2	0.0	0.0	0.1	0.0	0.1	0.0
Seychelles	718	0.0	0.1	0.0
Sierra Leone	724	0.0	0.0	0.1	0.0	0.0	0.0	0.0
South Africa	199	1.2	0.5	0.0	0.1	0.1	0.2	2.1	2.2	4.2	4.5	2.8	2.6
Tanzania	738	0.0	0.0	0.1	0.0	0.0
Uganda	746	0.0	0.0	0.0	1.4	0.9	0.0	0.0
Zambia	754	0.2	0.0	0.0
Zimbabwe	698	0.1	0.0	0.1	0.0	0.0	0.0	0.0
Western Hemisphere	205	0.7	1.5	0.6	1.7	0.9	2.2	52.5	47.1	66.2	29.1	29.6	35.4
Antigua and Barbuda	311	0.9	0.2	0.1	0.1	0.0	0.0	0.0
Argentina	213	0.0	0.0	0.1	8.7	8.3	10.6	5.8	5.9	6.1
Bahamas, The	313	0.0	0.0	0.1	0.1	0.1	0.1	0.1	0.1	0.1
Barbados	316	e 0.0	e 0.0	e 0.0	e 0.0	e 0.0	e 0.1	0.0	0.0	0.0	0.0	0.0	0.0
Belize	339	0.3	0.0	0.0	0.0	0.0	0.0	0.0
Brazil	223	0.1	0.0	0.0	0.0	0.0	0.0	20.2	13.9	36.0	5.4	3.9	5.5
Chile	228	0.1	0.0	0.0	0.0	1.6	3.2	2.1	1.4	1.5	2.1
Colombia	233	0.0	0.0	0.0	0.0	0.7	0.6	0.7	0.4	0.8	1.1
Costa Rica	238	0.0	0.0	0.0	2.1	3.0	1.8	1.5	1.3
Dominican Republic	243	0.0	0.0	0.0	0.0	0.0	0.1	0.1
Ecuador	248	0.0	0.0	9.0	7.7	8.8	7.4	10.2	12.5
Falkland Islands	323	0.1	0.1	0.1	0.1	0.0	0.0
Greenland	326	e 0.0	e 0.0	0.8	1.2	0.1	0.0
Guatemala	258	0.1	0.8	0.0	0.0	0.1	0.1
Honduras	268	0.0	0.2	0.0	0.0	0.0	0.0
Jamaica	343	e 0.0	0.2	0.3	0.2	0.1	0.2	0.2
Mexico	273	0.0	0.0	0.1	0.0	0.0	0.0	3.1	6.2	5.1	3.5	3.4	4.7
Nicaragua	278	0.0	0.1	0.0	0.0
Panama	283	0.4	1.1	0.4	0.7	0.4	1.9	1.2	0.7	0.0	0.0	0.0	0.0
Paraguay	288	0.0	0.1	0.0	0.0	0.2	0.0	0.1
Peru	293	0.0	0.2	0.0	0.0	0.0	0.0	0.4	0.4	0.4	0.3	0.4	0.6
Trinidad and Tobago	369	0.0	0.0	0.1	0.1
Uruguay	298	0.1	0.0	0.0	0.1	1.2	1.4	0.9	1.0	1.0	0.6
Venezuela, Rep. Bol.	299	0.0	0.0	3.4	0.0	0.0	0.0	0.2	0.0
Other Countries n.i.e	910	0.0	0.0	0.0	0.0	0.2	0.5	0.2	0.3	0.1	0.2
Cuba	928	0.0	0.0	0.2	0.1	0.1	0.1	0.1	0.1
Korea, Dem. People's Rep.	954	0.0	0.0	0.0	0.4	0.1	0.2	0.0	0.0
Countries & Areas n.s.	898	5.9	12.7	5.1
Memorandum Items													
Africa	605	5.4	5.5	3.5	4.8	3.3	6.0	8.7	9.0	13.2	13.1	10.7	12.3
Middle East	405	33.8	22.8	39.3	37.8	55.2	38.2	13.0	12.5	17.8	10.5	12.5	16.0
European Union	998	1,016.7	1,138.7	1,246.0	1,217.6	1,331.9	1,596.9	2,321.0	2,472.5	2,568.8	1,954.3	1,973.7	2,389.1
Export earnings: fuel	080	744.9	700.5	494.3	325.5	284.8	301.9	864.0	836.1	757.4	560.6	554.0	592.0
Export earnings: nonfuel	092	1,409.4	1,684.7	1,809.7	1,613.4	1,726.0	2,075.9	4,344.9	4,651.1	4,524.5	3,438.6	3,477.2	4,245.3

Mongolia (948)

In Millions of U.S. Dollars

		Exports (FOB)						Imports (CIF)					
		2012	2013	2014	2015	2016	2017	2012	2013	2014	2015	2016	2017
IFS World		4,384.6	4,272.7	5,774.6	4,669.3	4,916.3	6,200.7	6,738.9	6,354.7	5,236.6	3,797.5	3,358.1	4,335.5
World	001	4,643.2	4,268.3	5,774.1	4,668.4	4,908.3	6,200.7	8,264.5	6,398.1	5,162.3	3,817.5	3,350.2	4,335.1
Advanced Economies	110	459.6	475.2	604.6	661.8	941.6	833.2	3,338.9	2,395.6	1,490.3	1,081.5	1,087.0	1,296.6
Euro Area	163	71.9	82.0	80.0	64.7	87.5	65.4	444.7	512.0	341.3	269.1	252.0	301.7
Austria	122	1.4	2.2	1.2	1.0	0.8	1.3	8.2	6.9	9.0	23.9	11.3	10.1
Belgium	124	0.2	0.2	0.4	0.3	0.2	1.3	25.7	18.4	7.1	6.6	5.4	7.6
Cyprus	423	1.1	1.5	1.3	0.8	0.6	0.5
Estonia	939	0.0	1.0	1.4	0.8	1.3	0.4	0.4
Finland	172	0.0	0.0	0.2	0.4	0.1	0.2	19.6	25.0	6.5	6.6	13.0	17.4
France	132	4.8	8.5	9.3	7.3	6.9	5.7	58.7	62.5	51.8	27.5	19.5	32.4
Germany	134	18.8	18.4	15.0	10.8	43.4	11.6	196.7	252.2	156.0	124.4	120.0	128.4
Greece	174	1.0	1.5	0.7	1.1	1.3	1.3
Ireland	178	0.0	0.0	0.0	0.0	0.0	0.0	2.9	3.5	3.9	3.1	3.9	4.9
Italy	136	46.2	51.5	51.4	43.4	33.6	43.3	40.7	54.3	45.0	33.3	32.0	45.9
Latvia	941	0.1	0.1	0.1	0.0	0.0	2.7	3.2	2.9	1.4	1.6	1.4
Lithuania	946	0.0	0.2	0.3	11.7	16.1	4.1	1.2	1.2	3.0
Luxembourg	137	0.0	0.4	0.6	0.4	0.1	0.1	0.1
Malta	181	0.0	0.0	2.5	2.5	0.0	0.1	0.0	0.0
Netherlands	138	0.2	0.7	1.8	0.5	1.8	0.9	40.4	22.3	15.5	14.5	12.8	17.1
Portugal	182	0.1	0.0	0.0	0.0	0.4	0.6	0.8	0.8	0.7	0.9
Slovak Republic	936	0.0	0.0	2.4	3.0	2.9	3.2	1.6	2.2
Slovenia	961	0.0	0.0	10.2	11.0	9.2	11.1	12.2	13.0
Spain	184	0.3	0.3	0.4	0.8	0.3	0.6	18.4	25.5	23.4	8.2	14.4	15.2
Australia	193	6.4	8.3	1.2	2.9	1.2	3.5	66.0	50.4	14.7	11.8	21.9	36.6
Canada	156	157.9	135.5	1.2	1.6	3.7	2.4	55.6	80.4	21.3	19.6	19.2	29.9
China,P.R.: Hong Kong	532	3.7	5.3	3.1	11.8	10.5	12.3	13.7	24.3	25.9	20.5	14.3	8.1
Czech Republic	935	0.1	0.1	0.1	0.2	0.2	0.2	20.1	16.1	10.2	7.2	8.5	10.7
Denmark	128	0.1	0.1	24.0	0.1	0.0	0.1	5.2	19.0	9.0	4.9	4.3	31.3
Iceland	176	0.0	0.1	0.1	0.1	0.0	0.1	0.0
Israel	436	0.0	0.0	0.1	0.0	0.0	0.1	1.5	2.2	0.8	0.7	0.9	1.1
Japan	158	11.3	10.5	24.5	20.3	14.0	14.8	724.1	444.2	367.5	274.6	330.6	363.2
Korea, Republic of	542	16.2	13.0	13.5	66.6	8.5	11.6	315.4	507.4	350.6	258.7	197.9	197.3
New Zealand	196	0.0	0.0	0.0	0.1	0.0	0.0	14.2	19.8	2.6	8.9	8.6	7.3
Norway	142	0.3	0.5	0.4	0.6	0.3	0.4	1.8	2.2	0.3	1.1	0.5	0.5
Singapore	576	8.5	8.2	14.2	26.6	16.9	26.1	49.9	66.6	52.8	22.1	14.7	17.5
Sweden	144	3.8	3.9	0.4	0.8	0.3	0.6	37.2	39.8	11.6	12.8	25.4	32.7
Switzerland	146	4.0	3.1	28.1	109.2	1.0	0.7	10.9	11.7	9.1	8.5	10.0	13.5
Taiwan Prov. of China	528	26.2	49.5	40.3	30.8	21.0	10.6	7.1
United Kingdom	112	154.2	200.7	398.7	337.7	786.9	660.5	23.2	46.5	24.7	23.7	28.2	29.4
United States	111	21.1	3.9	15.4	18.7	10.5	8.3	1,505.9	512.7	217.0	116.4	139.4	208.6
Emerg. & Dev. Economies	200	4,182.9	3,792.4	5,169.5	4,005.9	3,965.0	5,365.5	4,925.1	4,001.8	3,671.3	2,735.1	2,262.7	3,038.1
Emerg. & Dev. Asia	505	4,095.4	3,706.1	5,079.3	3,909.3	3,897.2	5,278.7	2,746.7	2,012.9	1,877.0	1,510.7	1,206.9	1,588.2
Bangladesh	513	0.0	0.0	0.1	1.0	1.8	2.3	4.6	6.0	6.7
Cambodia	522	0.0	0.0	1.0	0.2	0.3	0.4	0.5	0.7	1.1
China,P.R.: Mainland	924	4,091.9	3,700.3	5,070.1	3,897.4	3,883.1	5,269.0	2,499.0	1,785.8	1,699.5	1,360.7	1,040.2	1,412.6
Fiji	819	0.0	0.0	0.0	0.0	0.0	0.0	0.1
India	534	0.2	0.8	3.0	3.8	2.2	1.8	37.4	34.3	12.5	16.8	24.8	35.9
Indonesia	536	0.1	0.1	0.1	1.7	3.8	3.3	28.6	17.5	14.8	11.8	11.8	14.4
Lao People's Dem.Rep	544	0.0	0.0	0.0	0.0	0.1	0.1	0.0	0.0
Malaysia	548	0.8	0.8	1.2	0.1	2.0	0.1	54.0	88.0	62.4	38.8	41.1	40.0
Myanmar	518	0.0	0.0	0.1	0.0	0.0	0.3	0.1	0.2	0.6
Nepal	558	0.1	0.1	0.1	0.0	0.0	0.0	0.0	0.1	0.1	0.0	0.0	0.0
Philippines	566	1.7	2.5	0.8	0.9	0.2	0.0	7.1	4.2	3.1	4.6	4.0	6.7
Sri Lanka	524	0.0	0.0	1.0	1.1	0.2	1.2	1.2	1.4
Thailand	578	0.1	0.1	0.3	0.4	2.8	1.7	45.9	45.0	44.8	33.5	30.2	28.9
Vanuatu	846	0.1	0.1
Vietnam	582	0.5	1.4	3.6	4.7	2.9	1.7	65.1	22.3	24.4	29.1	40.1	39.8
Asia n.s.	598	7.2	12.5	12.2	8.7	6.6	0.0

Mongolia (948)

In Millions of U.S. Dollars

		Exports (FOB)						Imports (CIF)					
		2012	2013	2014	2015	2016	2017	2012	2013	2014	2015	2016	2017
Europe	170	77.5	70.8	68.4	81.3	58.9	73.8	2,150.7	1,950.3	1,764.2	1,198.5	1,028.5	1,407.7
Emerg. & Dev. Europe	903	0.5	0.5	0.5	0.6	2.1	3.1	120.9	133.5	102.1	87.2	85.2	99.0
Albania	914	0.0	0.0	0.2	0.1	0.1	0.2
Bosnia and Herzegovina	963	0.1	0.1	0.2	0.1	0.1	0.1
Bulgaria	918	0.0	0.0	0.0	0.0	0.0	0.0	6.2	7.7	3.2	1.9	2.4	2.0
Croatia	960	0.5	0.8	0.4	0.3	0.2	0.4
Gibraltar	823	0.1
Hungary	944	0.2	0.1	0.1	0.1	11.9	10.1	10.8	9.5	8.1	12.2
Macedonia, FYR	962	0.1	0.1	0.2	3.3	3.5	2.5
Poland	964	0.0	0.1	0.1	0.1	0.3	0.2	56.1	63.8	45.1	39.8	40.8	48.3
Romania	968	0.0	0.0	0.0	0.0	0.0	5.4	7.9	3.5	3.1	3.0	3.3
Serbia, Republic of	942	0.0	0.6	1.1	0.9	0.7	1.0	0.8
Turkey	186	0.4	0.4	0.2	0.4	1.8	2.8	40.0	41.9	37.7	28.4	26.0	29.1
CIS	901	77.0	70.3	67.9	80.7	56.8	70.7	2,029.8	1,816.8	1,662.1	1,111.3	942.6	1,308.7
Armenia	911	0.0	0.1	0.1	0.1	0.1	0.0	0.0
Azerbaijan, Rep. of	912	1.2	1.2	0.0	0.7	0.5	0.4	0.3	0.1	0.1
Belarus	913	0.7	0.7	0.0	0.1	0.1	0.2	117.3	155.0	20.9	17.9	13.1	26.7
Georgia	915	0.0	0.0	0.6	0.9	0.5	0.8	1.0	1.2
Kazakhstan	916	0.6	0.6	4.9	2.1	0.7	2.4	20.6	34.2	29.2	29.2	29.3	34.2
Kyrgyz Republic	917	0.3	0.3	1.0	1.6	0.2	0.3	1.0	1.6	1.1	0.3	0.9	0.4
Moldova	921	0.2	0.2	0.1	0.6	0.6	0.7
Russian Federation	922	66.9	61.8	61.6	76.9	55.8	67.7	1,817.3	1,561.9	1,535.4	1,020.7	861.9	1,217.3
Ukraine	926	6.9	5.2	0.1	0.0	0.0	0.1	65.8	56.2	69.1	36.9	35.0	27.3
Uzbekistan	927	0.5	0.5	0.4	0.0	0.0	0.0	6.2	6.2	5.4	4.4	0.6	0.8
Europe n.s.	884	0.7
Mid East, N Africa, Pak	440	5.6	11.1	20.7	15.3	7.7	12.5	3.8	4.8	4.6	6.9	4.4	7.5
Bahrain, Kingdom of	419	0.1	0.0	0.0	0.0	0.0
Egypt	469	0.0	0.0	0.4	1.4	1.4	0.2	2.2	0.4	1.0
Iran, I.R. of	429	2.0	2.0	0.1	8.3	0.1	0.3	0.9	0.4	0.1	0.3
Jordan	439	0.0	0.0	0.0	0.0	0.1	0.1	0.1	0.1
Kuwait	443	0.1	0.1	0.1	0.1	0.0
Lebanon	446	0.3	0.3	0.1	0.0	0.1	0.1	0.1	0.0	0.0	0.0
Morocco	686	0.1	0.3	0.6	0.9	0.9	1.3
Pakistan	564	0.1	0.0	0.1	0.2	0.3	0.6	0.8	1.0	1.3	1.5
Qatar	453	0.0	0.0	0.0	0.3	0.3	0.3	0.0	0.0	0.0	0.0	0.0	0.3
Saudi Arabia	456	0.0	4.0	0.2	0.3	0.3	0.5	0.3	0.1	0.2
Tunisia	744	0.8	0.8	0.9	0.6	0.6	0.8
United Arab Emirates	466	3.3	8.8	20.5	14.7	3.2	2.9	0.7	1.1	0.6	1.4	0.9	1.9
Sub-Saharan Africa	603	2.7	2.7	1.0	0.0	1.1	0.1	6.5	11.3	8.7	2.0	1.8	3.3
Angola	614	0.2	0.2	0.0	0.3
Burkina Faso	748	0.1	0.0	0.0	0.0	0.0	0.0
Côte d'Ivoire	662	0.8	0.0	0.0
Eswatini, Kingdom of	734	0.0	0.0	0.1	0.1	0.0	0.0	0.2	0.0
Estonia	939	0.0	1.0	1.4	0.8	1.3	0.4	0.4
Ethiopia	644	0.1	0.1	0.0	0.0	0.0	0.0	0.0	0.0
Kenya	664	0.0	0.6	0.1	0.1	0.0	0.0	0.0	0.0
Mali	678	0.0	0.0	0.0	0.0	0.1
Namibia	728	0.0	0.0	0.0	0.0	0.0	0.1
Nigeria	694	0.1	0.0	0.0
Seychelles	718	0.0	0.0	0.1	0.1	0.1	0.1	0.0
South Africa	199	2.6	2.6	0.1	0.0	0.1	0.0	6.2	11.0	8.4	1.8	1.5	3.1
Western Hemisphere	205	1.7	1.7	0.0	0.1	0.2	0.3	17.5	22.5	16.8	17.1	21.0	31.4
Antigua and Barbuda	311	0.1
Argentina	213	0.3	5.9	4.4	1.7	2.8	1.5	2.1
Aruba	314	0.1	0.0	0.0	0.0
Belize	339	0.4	0.0	0.0
Brazil	223	0.0	0.0	0.0	5.0	7.2	2.3	3.9	4.0	7.7
Chile	228	0.0	0.0	1.1	2.6	4.7	1.4	0.8	0.9
Colombia	233	0.0	0.0	0.0	0.1	0.0	0.1	0.0	0.0	0.1
Costa Rica	238	0.1	0.2	0.0	0.0	0.1	0.1

Mongolia (948)

In Millions of U.S. Dollars

		Exports (FOB)						Imports (CIF)					
		2012	2013	2014	2015	2016	2017	2012	2013	2014	2015	2016	2017
Dominican Republic	243	0.1	0.1	0.1	0.1	0.1	0.1
Ecuador	248	0.6	0.2	0.2	0.4	0.5	1.0
El Salvador	253	0.0	0.0	0.0	0.0	0.0	0.5
Guatemala	258	0.0	0.0	0.0	1.3	4.3	4.0
Mexico	273	1.7	1.7	0.0	0.0	0.0	0.0	3.8	6.9	7.6	6.5	9.4	14.4
Peru	293	0.0	0.5	0.5	0.0	0.1	0.2	0.1
Uruguay	298	0.2	0.2	0.0	0.0	0.0	0.0
Western Hem. n.s.	399	0.1	0.1	0.0	0.0	0.0	0.0
Other Countries n.i.e	910	0.7	0.7	0.0	0.7	1.7	2.0	0.4	0.7	0.7	0.9	0.4	0.4
Cuba	928	0.0	0.0	0.1	0.1	0.0	0.1
Korea, Dem. People's Rep.	954	0.7	0.7	0.0	0.7	1.7	2.0	0.4	0.7	0.6	0.8	0.4	0.3
Memorandum Items													
Africa	605	2.7	2.7	1.0	0.0	1.1	0.1	7.5	12.3	10.1	3.5	3.4	5.4
Middle East	405	5.6	11.1	20.7	15.2	7.6	12.3	2.6	3.2	2.4	4.4	1.5	3.9
European Union	998	230.1	286.9	503.5	403.6	875.3	727.2	610.5	723.7	459.9	372.2	372.8	472.1
Export earnings: fuel	080	74.1	74.6	87.1	94.2	64.4	81.9	1,840.4	1,598.6	1,567.2	1,052.7	893.0	1,255.5
Export earnings: nonfuel	092	4,569.1	4,193.7	5,687.0	4,574.2	4,843.9	6,118.7	6,424.1	4,799.5	3,595.0	2,764.8	2,457.2	3,079.6

Montenegro (943)

In Millions of U.S. Dollars

		Exports (FOB)						Imports (CIF)					
		2012	2013	2014	2015	2016	2017	2012	2013	2014	2015	2016	2017
IFS World		471.4	498.4	447.2	351.8	360.5	420.8	2,336.9	2,354.3	2,368.7	2,039.4	2,285.6	2,612.1
World	001	470.8	495.0	437.6	351.8	360.5	419.3	2,301.5	2,320.9	2,332.6	2,039.3	2,282.7	2,606.3
Advanced Economies	110	113.7	126.7	105.6	116.5	92.2	129.3	901.4	902.7	931.2	716.9	980.5	1,084.1
Euro Area	163	91.2	104.4	81.4	93.4	66.9	70.1	755.3	778.7	805.4	597.5	807.6	881.1
Austria	122	5.4	5.1	1.8	2.7	7.9	2.0	42.0	44.5	43.0	31.6	42.1	48.8
Belgium	124	0.2	0.8	0.3	0.6	0.5	0.9	11.4	13.1	11.1	8.5	13.6	13.1
Cyprus	423	0.0	0.2	1.5	0.3	0.2	0.5	0.8	1.1	3.6	0.9	2.1	1.0
Estonia	939	0.1	0.0	0.0	0.2	0.4	0.2	0.2	0.5	0.6
Finland	172	1.6	0.0	0.1	0.2	1.6	1.9	0.6	2.5	6.1	6.7
France	132	3.2	4.4	3.8	5.1	4.1	3.9	28.5	23.3	37.6	24.7	46.2	59.5
Germany	134	18.5	17.7	7.8	16.6	14.5	10.4	148.4	154.6	152.2	128.8	241.2	221.8
Greece	174	4.6	4.8	0.4	6.1	0.8	0.1	204.1	198.9	191.7	126.6	121.3	152.7
Ireland	178	0.0	0.0	0.0	0.0	0.0	3.3	3.0	1.8	2.7	3.0	11.2
Italy	136	15.9	20.9	46.2	44.9	19.3	14.8	144.5	156.3	154.2	130.3	169.8	190.9
Latvia	941	0.2	0.0	0.0	0.0	0.1	0.1	0.2	0.3	0.3	0.3	0.8
Lithuania	946	0.2	0.2	0.0	0.0	13.1	0.1	0.3	1.1	0.5	12.8	1.3
Luxembourg	137	0.1	0.1	0.0	1.0	0.2	0.1	0.3	0.2	0.5	0.9	1.7	1.4
Malta	181	0.1	0.4	0.5	1.3	0.7	0.4	0.0	0.0	0.2	0.1	0.1	0.1
Netherlands	138	3.4	1.9	0.5	0.5	1.1	1.9	41.3	38.9	79.0	34.8	36.1	41.6
Portugal	182	0.0	0.0	0.0	0.0	0.6	1.0	1.2	0.6	3.2	4.2
Slovak Republic	936	0.4	0.3	0.6	0.7	0.5	0.1	6.0	7.4	6.5	5.1	7.4	9.0
Slovenia	961	37.0	47.8	17.7	13.2	16.7	21.4	93.9	85.2	75.2	63.3	51.5	62.5
Spain	184	0.0	0.2	0.2	0.2	0.3	0.2	28.1	48.5	45.5	35.0	48.6	54.0
Australia	193	0.1	0.1	0.2	0.2	0.1	0.1	0.3	0.1	0.3	0.3	0.3	0.5
Canada	156	0.3	0.2	0.2	0.3	0.4	0.3	1.5	1.8	1.5	1.3	2.1	1.7
China,P.R.: Hong Kong	532	0.0	0.0	0.2	0.0	2.5	35.6	0.9	0.8	1.4	1.3	0.8	0.8
Czech Republic	935	3.5	6.2	4.1	3.9	6.6	4.6	23.7	16.0	17.4	17.7	28.9	34.8
Denmark	128	0.0	1.4	1.0	0.4	0.8	1.0	4.8	2.2	3.1	4.0	4.8	7.6
Iceland	176	0.0	0.6	0.6	0.2	0.7	0.3	0.3
Israel	436	0.2	0.0	0.0	0.0	0.2	0.0	1.6	0.9	1.0	1.1	3.0	1.3
Japan	158	2.5	3.0	2.4	3.5	2.4	1.2	20.0	21.9	24.6	18.4	20.6	42.0
Korea, Republic of	542	0.0	0.0	0.0	0.0	10.5	9.9	9.6	15.3	7.3	11.5
New Zealand	196	0.0	0.0	0.4	0.4	0.4	0.2	0.5	0.4
Norway	142	0.1	0.0	0.1	0.0	0.0	0.3	0.6	0.6	1.2	1.0	18.7	2.3
Singapore	576	0.0	0.2	0.1	0.0	0.1	0.0	0.4	0.7	0.9	0.8	0.6	0.9
Sweden	144	2.8	2.1	3.1	3.1	2.8	3.7	4.7	10.5	5.7	7.0	19.8	21.5
Switzerland	146	5.9	3.5	4.8	4.1	4.7	4.3	30.3	17.3	16.7	13.2	14.5	28.2
Taiwan Prov. of China	528	0.1	0.0	0.0	0.0	5.1	4.5	4.3	4.2	4.9	4.2
United Kingdom	112	5.9	4.4	6.9	6.1	3.6	6.1	23.3	15.6	17.1	13.4	18.1	24.5
United States	111	1.2	1.0	1.1	1.4	1.3	2.1	17.7	20.4	20.6	19.6	27.7	20.3
Emerg. & Dev. Economies	200	356.4	367.6	331.9	224.2	258.0	275.8	1,399.8	1,417.4	1,401.0	1,321.9	1,301.9	1,521.5
Emerg. & Dev. Asia	505	5.1	5.6	7.5	13.9	25.0	7.7	200.8	224.1	218.3	253.4	257.5	306.7
Bangladesh	513	0.0	0.0	2.0	3.5	3.3	0.1	2.9	5.2	7.3	7.1	7.5	8.6
Cambodia	522	0.5	0.8	1.0	0.9	1.4	1.7
China,P.R.: Mainland	924	4.9	5.2	3.4	8.8	21.1	7.3	168.2	189.7	176.1	210.1	204.8	251.5
India	534	1.4	0.1	0.0	0.0	9.1	6.8	7.5	7.2	12.7	11.9
Indonesia	536	0.0	0.3	0.2	4.0	4.5	4.7	6.3	6.5	6.6
Lao People's Dem.Rep	544	0.0	0.0	0.0	0.0	0.0	0.2
Malaysia	548	0.0	0.2	0.0	1.3	0.2	0.0	2.7	2.3	2.6	2.2	2.8	3.1
Myanmar	518	0.1	0.1	0.1	0.2	0.2	0.4
Papua New Guinea	853	0.1	0.1	0.1	0.0	0.0
Philippines	566	0.1	0.1	0.0	0.6	0.8	0.9	0.6	0.7	0.7
Sri Lanka	524	0.0	0.0	0.0	0.0	0.5	0.5	0.5	0.3	0.4	0.4
Thailand	578	0.1	0.1	0.1	0.1	0.0	5.5	5.7	5.8	5.1	4.7	5.5
Vanuatu	846	0.2	0.0	0.0	0.0
Vietnam	582	0.0	0.6	0.0	6.6	7.6	11.7	13.4	15.8	16.1
Europe	170	347.9	352.8	315.8	199.3	226.2	261.3	1,156.3	1,154.5	1,145.0	1,032.4	1,006.0	1,177.3
Emerg. & Dev. Europe	903	336.2	344.3	266.1	194.7	222.7	257.1	1,129.5	1,141.3	1,136.9	1,022.4	993.2	1,156.5
Albania	914	9.8	15.9	20.1	14.8	15.9	12.4	17.9	34.0	43.3	33.1	31.6	39.1
Bosnia and Herzegovina	963	35.3	24.4	42.3	32.7	29.3	53.4	158.1	167.6	168.1	133.0	123.5	173.2

Montenegro (943)

In Millions of U.S. Dollars

		Exports (FOB)						Imports (CIF)					
		2012	2013	2014	2015	2016	2017	2012	2013	2014	2015	2016	2017
Bulgaria	918	0.5	1.9	6.7	1.6	0.6	2.6	11.6	12.5	11.0	11.2	14.7	14.7
Croatia	960	107.4	79.1	43.9	3.5	2.5	3.0	141.6	129.5	142.9	122.3	122.7	148.9
Faroe Islands	816	0.1	0.0	0.0	0.0	0.0
Hungary	944	23.1	1.5	0.8	3.1	39.0	35.7	24.1	28.2	27.5	22.0	21.4	23.8
Kosovo	967	29.4	25.5	28.3	22.2	21.2	25.8	5.8	5.4	4.5	2.8	3.8	4.6
Macedonia, FYR	962	6.6	34.4
Poland	964	5.7	5.7	10.0	9.9	12.6	16.9	16.7	22.2	22.1	21.5	34.5	43.1
Romania	968	2.9	0.2	0.3	0.8	0.4	0.8	33.8	26.1	31.5	24.5	27.9	35.1
Serbia, Republic of	942	107.1	177.2	106.1	77.8	90.4	74.6	683.2	671.8	637.7	574.2	506.6	560.9
Turkey	186	15.0	12.9	7.6	23.4	5.7	25.2	36.6	44.2	48.3	47.3	77.0	78.7
CIS	901	11.7	8.4	49.7	4.5	3.5	4.2	26.8	13.2	8.1	10.0	12.8	20.6
Azerbaijan, Rep. of	912	0.3	0.0	0.0	0.0	0.0	0.0
Belarus	913	0.0	43.8	0.0	0.6	0.6	0.8	0.2	0.3	0.1	0.5
Georgia	915	0.0	0.0	0.0	0.0	0.2	0.1	0.0	0.0	0.2
Kazakhstan	916	0.3	0.1	0.1	0.1	1.8	0.3	0.0	0.0	0.1	0.1
Kyrgyz Republic	917	0.2	0.3	0.4	0.4	0.8	0.6
Moldova	921	0.0	0.0	0.0	0.2	0.2	0.2	0.2	0.2	0.6
Russian Federation	922	9.5	7.7	5.3	2.9	2.5	2.5	17.7	4.6	4.2	4.8	5.3	7.4
Ukraine	926	2.2	0.4	0.2	1.4	0.6	1.0	6.2	6.7	2.9	4.2	6.2	11.1
Uzbekistan	927	0.1	0.1	0.2	0.1	0.0	0.0	0.0	0.0	0.0
Europe n.s.	884	0.1
Mid East, N Africa, Pak	440	3.2	8.5	8.2	10.8	6.1	6.6	5.3	6.9	6.3	6.7	7.5	8.1
Afghanistan, I.R. of	512	0.1	0.1	1.2	0.0	0.0	0.0	0.0	0.0
Algeria	612	0.2	0.3	1.4	0.0	0.7	0.0	0.3
Egypt	469	0.2	0.1	0.3	1.8	2.3	3.0	0.9	0.8	0.9	1.3	1.0	1.6
Iran, I.R. of	429	0.1	0.0	0.7	0.3	0.5	0.4	0.7	0.4
Iraq	433	0.2	0.0	0.0	0.0	0.0	0.0	0.0
Jordan	439	0.0	0.0	0.2	0.0	0.0	0.0	0.0	0.0	0.0	0.0	0.1
Lebanon	446	0.1	0.0	0.0	0.1	0.2	0.1	0.0	0.1	0.1
Libya	672	2.4	7.8	7.6	5.8	0.4	0.0
Mauritania	682	0.0	0.0	0.0	0.0	0.1	0.0
Morocco	686	0.0	1.0	1.5	1.6	1.7	2.0	2.4
Pakistan	564	0.1	0.0	0.1	0.2	0.7	1.0	1.2	1.1	1.6	1.8
Qatar	453	0.0	0.0	0.2	0.0	0.0	0.0	0.0	0.0
Saudi Arabia	456	0.0	0.0	2.0	1.0	0.5	0.0	0.2	0.2	0.1	0.1	0.0
Syrian Arab Republic	463	0.0	0.1	0.0	0.1	0.0	0.0	0.0
Tunisia	744	0.0	1.0	1.2	1.3	1.0	1.3	1.2
United Arab Emirates	466	0.4	0.1	0.0	0.8	1.9	1.6	0.3	0.1	0.2	0.2	0.6	0.3
Yemen, Republic of	474	0.5	0.0	0.0	0.0
Sub-Saharan Africa	603	0.1	0.5	0.2	0.1	0.3	0.2	1.7	2.1	1.6	2.5	2.6	3.0
Burkina Faso	748	0.1	0.0	0.0	0.0
Burundi	618	0.4	0.1	0.0	0.0
Cameroon	622	0.0	0.0	0.0	0.0	0.1	0.0
Congo, Dem. Rep. of	636	0.0	0.1	0.0	0.0	0.0
Equatorial Guinea	642	0.0	0.1	0.0	0.0
Eswatini, Kingdom of	734	0.0	0.0	0.0	0.0	0.1	0.0	0.5	0.0	0.0
Estonia	939	0.1	0.0	0.0	0.2	0.4	0.2	0.2	0.5	0.6
Ethiopia	644	0.1	0.0	0.0	0.1	0.0	0.0	0.0
Gabon	646	0.0	0.0	0.0	0.2
Kenya	664	0.0	0.1	0.2	0.2	0.2	0.1	0.1
Madagascar	674	0.1	0.1	0.1	0.0	0.1	0.1
Mali	678	0.1	0.0	0.0	0.0	0.0	0.0
Mauritius	684	0.1	0.2	0.2	0.2	0.1	0.2
Nigeria	694	0.0	0.0	0.0	0.1	0.1	0.0	0.0	0.0	0.0	0.0	0.0
Sierra Leone	724	0.0	0.0	0.2	0.0	0.0	0.0	0.0
South Africa	199	0.0	0.0	0.0	1.0	1.2	1.0	1.3	1.6	2.4
Tanzania	738	0.0	0.0	0.1	0.0	0.0	0.0
Togo	742	0.0	0.0	0.0	0.1
Uganda	746	0.0	0.0	0.1	0.0	0.0	0.0	0.0
Zimbabwe	698	0.0	0.0	0.0	0.0	0.2	0.1

Montenegro (943)

In Millions of U.S. Dollars

		Exports (FOB)						Imports (CIF)					
		2012	2013	2014	2015	2016	2017	2012	2013	2014	2015	2016	2017
Western Hemisphere	205	0.1	0.2	0.2	0.1	0.5	0.1	35.6	29.8	29.8	27.0	28.3	26.3
Argentina	213	0.0	0.0	2.0	2.2	1.9	1.9	2.6	3.0
Bahamas, The	313	0.1	0.0	0.0	0.0	0.0	0.0	0.0	0.0	0.0	0.0
Bolivia	218	0.0	0.0	0.1	0.0	0.0	0.0
Brazil	223	0.0	0.0	19.9	17.6	16.1	13.5	13.6	10.6
Chile	228	0.0	0.4	0.4	0.4	0.5	0.5	0.4
Colombia	233	0.0	0.4	0.5	0.1	0.2	0.7	2.4
Costa Rica	238	0.0	0.0	1.3	0.7	0.8	0.8	0.9	1.2
Dominica	321	0.1	0.1	0.1	0.1
Ecuador	248	0.0	3.4	5.3	6.4	5.6	6.1	3.7
Falkland Islands	323	0.6	0.6	0.9	0.9	0.9	0.5
Guatemala	258	0.3	0.3	0.0	0.0	0.0	0.2
Honduras	268	0.0	0.2	0.1	0.0	0.0	0.1
Jamaica	343	0.0	0.0	5.1	0.0	0.0	0.0	0.0	0.0
Mexico	273	0.4	0.1	1.6	1.3	2.3	2.5	2.2	3.2
Panama	283	0.0	0.0	0.0	0.0	0.0	0.0	0.0	0.1	0.1	0.1	0.0	0.0
Paraguay	288	0.1	0.1	0.1	0.0	0.0	0.2	0.1	0.4
Peru	293	0.0	0.0	0.0	0.3	0.2	0.3	0.3	0.3	0.3
Suriname	366	0.0	0.0	0.0	0.2	0.0	0.0
Uruguay	298	0.1	0.2	0.0	0.2	0.0	0.0
Venezuela, Rep. Bol.	299	0.1	0.0	0.0	0.0	0.0	0.0	0.0
Western Hem. n.s.	399	0.0	0.0	0.0	0.0	0.0	0.0	0.0	0.1	0.1	0.1	0.0	0.0
Other Countries n.i.e	910	0.4	0.8	0.3	0.5	0.3	0.7
Cuba	928	0.1	0.1	0.2	0.2	0.2	0.2
Korea, Dem. People's Rep.	954	0.3	0.7	0.1	0.3	0.1	0.5
Countries & Areas n.s.	898	0.7	0.7	0.1	11.1	10.3	14.2	0.0	0.0
Memorandum Items													
Africa	605	0.1	0.5	0.2	0.1	0.5	0.2	4.1	6.3	4.6	5.9	6.0	6.8
Middle East	405	3.1	8.5	8.1	10.8	5.7	5.2	2.2	1.7	2.1	2.1	2.5	2.5
European Union	998	242.9	206.8	158.2	125.8	135.8	144.5	1,039.5	1,041.4	1,083.7	841.0	1,100.3	1,235.2
Export earnings: fuel	080	12.4	16.3	13.3	11.8	6.5	4.9	24.9	12.8	12.0	12.2	13.8	14.7
Export earnings: nonfuel	092	458.4	478.7	424.2	340.0	354.0	414.4	2,276.6	2,308.1	2,320.6	2,027.1	2,268.8	2,591.6

Montserrat (351)

In Millions of U.S. Dollars

		Exports (FOB)						Imports (CIF)					
		2012	2013	2014	2015	2016	2017	2012	2013	2014	2015	2016	2017
IFS World		1.8	6.0	3.4	3.0	4.0	6.1	36.9	42.1	41.2	38.6	36.1	30.8
World	001	1.9	6.0	3.7	3.2	4.3	16.7	37.0	42.1	41.9	40.7	47.1	48.8
Advanced Economies	110	0.6	1.5	1.8	1.6	2.5	3.9	30.8	33.9	35.5	34.4	40.8	42.3
Euro Area	163	0.3	0.2	0.8	0.6	1.3	1.8	0.9	1.0	1.3	1.8	1.4	0.6
Austria	122	e 0.0	e 0.0	e 0.0	e 0.0	e 0.0	0.0	0.0	0.0	0.0	0.1	0.0
Belgium	124	e 0.1	e 0.0	e 0.0	e 0.3	e 0.4	e 0.4	0.0	0.0	0.3	0.1
France	132	0.2	0.2	0.8	0.3	0.8	0.9	0.3	0.3	0.8	1.2	0.5	0.0
Germany	134	0.0	0.0	0.0	0.1	0.0	0.0	0.0	0.0
Greece	174	0.3	0.0	0.0
Ireland	178	e 0.0	e 0.1	e 0.0	e 0.0	e 0.1	0.2	0.2	0.2	0.0	0.0	0.0
Italy	136	e 0.0	e 0.0	e 0.5	0.0	0.1	0.0	0.0	0.0	0.0
Netherlands	138	0.0	0.0	0.4	0.3	0.2	0.2	0.3	0.3
Portugal	182	0.1
Spain	184	e 0.0	e 0.0	e 0.0	e 0.0	0.0	0.1	0.0	0.0	0.1	0.1
Canada	156	0.0	0.0	0.6	0.3	0.9	0.9	0.9	1.2
Denmark	128	e 0.0	e 0.0	e 0.0	e 0.0	0.1	0.1	0.1	0.1	0.1	0.1
Iceland	176	e 0.0	0.0	0.2	0.0
Japan	158	0.6	0.8	1.0	1.0	1.0	1.4
Singapore	576	e 0.0	e 0.0	0.0	0.0	0.0	0.1	0.0
Switzerland	146	0.3	0.2	0.2	0.0	0.0	0.0	0.0
United Kingdom	112	0.0	0.0	0.0	0.0	0.0	0.0	1.6	1.6	1.7	0.1	4.7	0.4
United States	111	0.3	1.2	1.0	1.0	1.1	1.6	26.7	29.6	30.5	30.5	32.6	38.4
Emerg. & Dev. Economies	200	1.2	4.5	1.9	1.6	1.8	12.8	6.2	8.2	6.4	6.2	6.3	6.4
Emerg. & Dev. Asia	505	0.0	0.0	0.1	0.1	0.1	0.2	0.1	0.4	0.3	0.3	0.4	0.5
China,P.R.: Mainland	924	e 0.0	0.0	0.2	0.3	0.3	0.4	0.5
India	534	0.0	0.1	0.0	0.0	0.0	0.0
Marshall Islands	867	0.1	0.1	0.1	0.1
Mid East, N Africa, Pak	440	0.1	0.1	0.1	0.0	0.0	0.0	0.1	0.1	0.1	0.1	0.1	0.1
Mauritania	682	e 0.0	e 0.1	e 0.0
Saudi Arabia	456	e 0.0	e 0.1	0.0
United Arab Emirates	466	e 0.0	e 0.0	e 0.0	e 0.0	e 0.0	e 0.0	0.1	0.1	0.1	0.1	0.1	0.1
Sub-Saharan Africa	603	0.1	0.0	0.1	0.1	0.1	0.2	0.0	0.0	0.0	0.0	0.1
South Africa	199	e 0.0	0.1
Togo	742	0.1	0.1	0.1	0.1
Zambia	754	e 0.1
Western Hemisphere	205	1.1	4.3	1.5	1.3	1.6	12.3	6.0	7.7	6.0	5.7	5.7	5.7
Anguilla	312	0.3	0.2	0.2	0.2	0.3	0.4	0.1	0.2	0.1	0.1	0.1	0.1
Antigua and Barbuda	311	0.3	0.3	0.1	0.1	0.2	0.3	0.5	0.6	0.6	0.6	0.5	0.4
Argentina	213	0.1	0.1	0.1	0.1	0.1
Aruba	314	0.1	0.1	0.1	0.1	0.0	0.0	0.0	0.0	0.0
Barbados	316	0.0	0.0	0.3	0.7	0.4	0.4	0.4	0.8
Brazil	223	e 0.0	0.0	0.1	0.1	0.1	0.1	0.2
Curacao	354	0.0	0.0	0.4	0.4	0.4	0.4	0.3	0.3
Dominica	321	0.0	3.3	0.0	0.0	0.0	0.0	0.2	0.2	0.2	0.2	0.2	0.2
Dominican Republic	243	0.1	0.0	0.0	0.0	0.0	0.0
Guatemala	258	0.1	0.1	0.0	0.0
Guyana	336	0.0	0.0	0.1	0.1	0.1	0.1	0.1
Honduras	268	e 0.0	0.0	0.0	0.1	0.1	0.1	0.1
Jamaica	343	0.0	0.8	0.5	0.6	0.6	0.6	0.5
Mexico	273	e 0.1	e 0.1	e 0.1	e 0.1	e 0.1	e 10.2	0.0	0.0	0.0	0.0	0.0
Panama	283	0.2	0.0	0.0	0.0	0.0	0.0
Paraguay	288	0.6	0.0	0.0	0.0	0.0
St. Kitts and Nevis	361	0.3	0.3	0.8	0.6	0.6	0.8	0.3	0.6	0.5	0.4	0.4	0.4
St. Vincent & Grens.	364	0.4	0.3	0.2	0.2	0.3	0.2
Trinidad and Tobago	369	0.1	0.2	0.3	0.3	0.3	0.4	2.3	3.0	2.5	2.3	2.3	2.0
Western Hem. n.s.	399	0.1	0.0	0.0	0.0	0.0	0.0
Countries & Areas n.s.	898	0.1	0.1	0.1	0.1
Memorandum Items													
Africa	605	0.1	0.1	0.1	0.1	0.1	0.2	0.0	0.0	0.0	0.0	0.1
Middle East	405	0.1	0.1	0.1	0.0	0.0	0.0	0.1	0.1	0.1	0.1	0.1	0.1

Montserrat (351)

In Millions of U.S. Dollars

		Exports (FOB)						Imports (CIF)					
		2012	2013	2014	2015	2016	2017	2012	2013	2014	2015	2016	2017
European Union	998	0.4	0.2	0.8	0.6	1.3	1.9	2.6	2.8	3.0	2.0	6.2	1.2
Export earnings: fuel	080	0.2	0.3	0.5	0.3	0.3	0.4	2.5	3.2	2.6	2.5	2.4	2.1
Export earnings: nonfuel	092	1.7	5.7	3.2	2.9	4.0	16.3	34.5	38.9	39.3	38.2	44.7	46.7

Morocco (686)

In Millions of U.S. Dollars

		Exports (FOB)						Imports (CIF)					
		2012	2013	2014	2015	2016	2017	2012	2013	2014	2015	2016	2017
IFS World		21,290.9	21,846.8	23,793.1	43,290.4	44,934.5	45,931.8
World	001	19,506.9	21,752.9	23,599.4	21,140.2	22,825.7	24,585.4	42,892.2	44,741.9	45,611.3	37,030.0	41,686.3	44,567.3
Advanced Economies	110	12,648.8	14,886.8	16,593.6	14,456.8	16,148.7	17,453.8	24,986.1	26,595.8	27,186.4	22,689.4	26,919.6	29,097.0
Euro Area	163	10,113.8	12,175.8	13,688.4	11,841.7	13,460.5	14,725.2	17,836.5	19,693.4	20,549.2	17,158.3	20,396.6	21,885.1
Austria	122	85.7	137.2	188.2	142.3	164.3	168.2	130.8	171.4	219.4	180.2	171.9	210.3
Belgium	124	324.2	559.5	432.6	329.1	350.8	364.8	723.1	800.3	968.1	609.8	641.4	596.7
Cyprus	423	18.0	0.6	1.7	1.2	1.4	1.9	1.3	0.5	2.0	2.8	1.6	1.1
Estonia	939	3.0	8.5	7.4	1.1	0.9	44.5	4.6	3.8	36.4	8.2	41.1	34.9
Finland	172	7.7	3.7	5.4	3.5	6.4	5.3	151.9	163.0	182.4	198.4	209.3	257.2
France	132	4,087.0	4,673.1	4,873.3	4,172.4	4,810.3	5,561.9	5,194.2	5,789.7	6,066.2	4,578.2	5,516.6	5,421.5
Germany	134	525.3	591.6	667.7	529.3	629.4	639.1	2,091.4	2,143.9	2,363.3	2,148.1	2,450.9	2,653.2
Greece	174	11.7	18.9	14.8	29.6	48.0	52.4	51.3	114.3	46.0	49.7	86.7	87.7
Ireland	178	100.4	103.5	110.9	144.5	155.0	147.8	140.0	119.5	218.4	105.3	117.7	156.9
Italy	136	692.7	821.1	1,014.3	901.4	1,057.4	1,102.4	2,167.7	2,387.4	2,280.0	2,039.2	2,263.7	2,621.0
Latvia	941	13.9	36.3	20.7	14.3	7.3	3.7	81.1	31.3	28.8	191.6	33.1	5.3
Lithuania	946	42.1	57.0	65.3	28.7	12.4	3.4	11.0	26.4	49.9	30.4	32.1	94.5
Luxembourg	137	1.3	4.1	6.1	4.8	5.8	4.1	17.0	20.4	18.8	11.2	16.9	19.5
Malta	181	5.6	77.4	85.2	10.4	10.5	15.8	33.8	1.8	1.1	2.9	2.7	2.4
Netherlands	138	496.9	648.1	656.9	555.6	502.8	496.1	637.8	710.2	921.7	691.3	796.1	738.7
Portugal	182	291.4	282.3	292.8	271.3	316.5	354.7	698.7	1,029.2	907.2	1,008.9	1,225.4	1,336.0
Slovak Republic	936	38.9	42.5	52.7	27.5	25.6	39.3	56.4	90.5	113.0	123.0	193.2	179.8
Slovenia	961	2.6	8.6	9.4	10.3	20.8	20.4	25.2	30.6	30.9	35.3	47.5	48.1
Spain	184	3,365.5	4,101.7	5,182.9	4,664.4	5,334.9	5,699.6	5,619.1	6,059.3	6,095.6	5,143.7	6,548.5	7,420.2
Australia	193	25.0	11.9	67.7	14.3	77.4	19.5	27.3	41.5	56.5	24.6	27.7	45.4
Canada	156	67.4	67.8	153.3	184.1	166.3	163.9	437.4	418.1	343.3	399.6	408.5	420.9
China,P.R.: Hong Kong	532	28.5	19.6	8.0	8.5	8.3	8.6	27.0	24.5	27.2	22.0	23.1	20.9
China,P.R.: Macao	546	0.0	0.1	0.0	0.0	0.2	0.2	0.5	0.4	0.6	0.2
Czech Republic	935	4.1	26.7	56.0	49.7	76.4	73.7	122.5	174.9	206.1	184.0	243.8	306.8
Denmark	128	39.4	20.9	18.7	30.0	33.3	35.9	185.5	249.1	201.3	60.0	74.4	189.9
Iceland	176	0.6	2.6	3.0	3.5	2.6	2.3	6.2	6.0	2.0	2.3	6.1	4.4
Japan	158	138.1	259.4	216.9	163.2	189.0	197.6	648.5	318.4	341.7	282.4	511.3	454.6
Korea, Republic of	542	173.9	74.3	115.8	73.6	85.9	105.6	591.2	398.0	399.5	403.5	789.7	488.3
New Zealand	196	53.3	61.8	69.4	50.1	51.4	27.2	57.1	67.2	73.2	57.7	66.2	70.2
Norway	142	91.5	82.5	79.8	74.8	56.3	48.5	202.9	124.4	51.5	71.9	40.8	143.4
Singapore	576	250.4	290.2	296.9	244.9	248.3	270.6	137.4	117.8	114.8	91.5	102.8	96.7
Sweden	144	17.4	75.2	113.6	105.6	66.3	39.2	491.8	418.2	400.1	360.5	420.5	466.5
Switzerland	146	212.6	196.7	143.2	114.8	139.2	157.0	247.4	246.0	298.6	262.6	262.7	282.3
Taiwan Prov. of China	528	25.8	15.1	17.1	14.5	22.8	36.0	94.6	88.1	95.0	92.5	94.4	123.6
United Kingdom	112	512.8	587.7	694.4	567.5	669.7	523.0	972.4	846.7	823.9	811.1	797.4	1,002.9
United States	111	894.2	918.6	851.5	915.8	795.0	1,020.1	2,900.3	3,363.3	3,201.9	2,404.4	2,653.0	3,094.9
Emerg. & Dev. Economies	200	6,062.5	6,538.0	6,603.0	6,388.5	6,450.4	6,861.7	17,840.8	18,131.2	18,202.4	14,206.2	14,616.1	15,297.4
Emerg. & Dev. Asia	505	1,521.4	1,380.5	1,439.4	1,507.0	1,203.1	1,181.4	4,094.5	4,303.0	4,582.6	4,129.4	5,185.0	5,396.6
American Samoa	859	0.0	0.1	0.2
Bangladesh	513	139.3	92.7	169.5	128.8	134.4	85.3	16.9	24.1	28.2	29.2	33.6	43.4
Bhutan	514	0.1	0.0
Brunei Darussalam	516	0.2	0.0	0.0	0.0	0.0	0.0
Cambodia	522	0.0	0.0	0.0	0.1	8.3	0.2	1.4	2.1	8.2	3.4	4.3	6.2
China,P.R.: Mainland	924	250.6	339.5	265.2	225.9	228.2	305.6	2,946.2	3,106.0	3,480.9	3,131.7	3,802.7	4,087.2
Fiji	819	0.0	0.4	0.2	0.1	0.0	0.0
F.T. French Polynesia	887	0.2	0.5	0.8	0.6	0.6	0.7	0.0	0.0
F.T. New Caledonia	839	1.2	1.5	1.4	1.1	1.6	1.6	0.0	0.1	0.0	0.0
India	534	962.6	808.2	850.5	1,040.0	758.1	690.3	509.2	623.0	500.1	397.0	634.1	616.2
Indonesia	536	96.6	56.0	107.5	58.2	25.1	32.1	190.6	90.9	110.1	134.6	172.8	133.0
Lao People's Dem.Rep	544	0.3	0.3	0.0	0.0	0.0	0.3	0.5	0.1
Malaysia	548	5.5	8.4	4.7	4.2	9.9	8.9	91.3	92.3	101.7	85.1	96.2	101.6
Maldives	556	0.1	0.3	0.1	0.1	0.0	0.1	0.0	0.0	0.0	0.0	0.0	0.1
Marshall Islands	867	0.0	0.7	0.0
Mongolia	948	0.2	0.1	0.0	0.0	0.0	0.0	0.0	0.0	0.0	0.0	0.1
Myanmar	518	0.0	2.4	14.0	0.0	0.0	0.0	0.3	0.6	0.8
Nepal	558	0.0	0.0	0.1	0.1	0.1	0.1	0.1	0.1

Morocco (686)

In Millions of U.S. Dollars

		Exports (FOB)						Imports (CIF)					
		2012	2013	2014	2015	2016	2017	2012	2013	2014	2015	2016	2017
Papua New Guinea	853	0.1	0.2	0.0	0.0
Philippines	566	24.7	29.0	2.6	1.9	7.4	6.0	8.1	11.1	15.6	17.2	19.4	27.1
Sri Lanka	524	0.3	2.6	1.7	0.7	0.3	6.4	3.4	5.7	7.0	5.5	8.8	10.4
Thailand	578	37.0	37.6	32.3	43.2	16.6	22.6	200.4	203.1	144.6	129.1	139.8	154.5
Vietnam	582	2.9	4.0	2.3	2.0	9.8	7.4	126.8	144.5	185.9	195.3	271.2	215.5
Asia n.s.	598	0.1	0.1	0.1	0.1	0.1	0.0	0.1	0.0	0.5	0.0	0.0
Europe	170	793.2	1,185.4	1,185.8	1,196.7	1,476.9	1,481.8	5,248.2	5,185.8	5,435.7	4,610.2	4,607.7	4,790.0
Emerg. & Dev. Europe	903	563.5	874.5	945.7	1,004.6	1,267.6	1,186.5	1,904.3	2,472.1	2,791.4	2,449.4	3,117.4	3,353.0
Albania	914	2.2	2.6	1.8	3.3	4.3	2.6	0.7	1.0	0.9	1.4	0.6	1.8
Bosnia and Herzegovina	963	2.2	0.6	1.3	1.7	2.0	4.9	28.1	7.9	4.2	10.2	18.6	5.4
Bulgaria	918	23.5	31.2	69.3	82.9	96.4	124.4	53.5	95.5	102.7	75.4	91.5	118.5
Croatia	960	13.3	11.2	14.8	14.7	21.1	17.5	4.1	64.5	17.6	8.6	9.1	106.6
Faroe Islands	816	0.0	0.1	0.9
Gibraltar	823	85.1	158.8	4.8	0.1	0.1	0.0	0.1	8.1	33.6	4.8	3.3	12.3
Hungary	944	7.2	11.4	25.6	19.6	33.4	29.6	95.8	116.2	159.1	168.4	177.0	190.7
Kosovo	967	0.1	0.7	21.4	0.0	0.0
Macedonia, FYR	962	0.3	0.3	0.6	1.3	0.7	0.8	0.1	0.2	0.4	0.2	0.4	0.5
Montenegro	943	0.1	0.1	0.6	2.8	3.1	0.1	0.0	0.0	0.0	0.0	0.0	0.0
Poland	964	78.0	123.7	150.6	137.7	194.8	194.8	232.4	336.4	493.2	351.0	362.1	322.3
Romania	968	65.1	117.8	135.6	111.3	151.7	122.1	386.2	459.8	306.5	250.6	591.9	583.5
Serbia, Republic of	942	0.0	4.2	2.7	1.8	2.2	4.3	1.9	10.2	5.0	3.8	11.4	13.6
Turkey	186	286.0	412.0	537.6	627.3	757.0	664.0	1,101.2	1,372.1	1,668.3	1,574.8	1,850.6	1,997.7
CIS	901	229.6	310.6	239.3	191.4	208.5	267.8	3,343.9	2,713.7	2,644.3	2,160.7	1,490.2	1,437.0
Armenia	911	0.3	0.1	0.0	0.1	0.0	0.0	0.0	0.0	0.0	0.0
Azerbaijan, Rep. of	912	3.3	0.2	2.5	0.8	0.0	4.8	0.1	0.0	0.0	0.1	0.0	0.2
Belarus	913	1.3	1.1	4.9	17.8	0.7	17.6	449.9	242.2	80.1	2.9	3.2	19.4
Georgia	915	0.7	3.9	7.7	7.0	2.2	17.5	0.6	0.1	0.1	9.1	1.6	14.6
Kazakhstan	916	1.2	1.2	1.4	0.9	0.3	0.5	137.3	4.3	0.0	4.4	27.3	70.0
Kyrgyz Republic	917	0.0	0.4	0.6	0.3	0.3	0.0	0.1
Moldova	921	0.0	0.1	0.0	0.2	2.1	3.9	4.2	5.9	0.2	0.7
Russian Federation	922	181.7	272.3	203.3	145.1	183.6	189.9	2,151.5	1,886.5	1,941.0	1,615.3	1,021.9	968.0
Tajikistan	923	0.1	0.0	0.0
Turkmenistan	925	0.0	0.0	0.1	0.2	0.5	0.4	3.4	0.1	0.6
Ukraine	926	41.1	31.4	19.2	19.1	21.3	36.9	601.9	575.6	614.9	515.9	433.6	359.9
Uzbekistan	927	0.1	0.0	0.2	0.0	0.0	0.2	0.5	3.5	3.6	2.1	3.3
Europe n.s.	884	0.1	0.4	0.8	0.8	0.7	27.5	0.0	0.0	0.0	0.1	0.1	0.0
Mid East, N Africa, Pak	440	1,369.4	1,245.6	1,354.8	1,344.1	1,577.9	1,345.2	6,122.6	6,717.3	6,177.3	3,546.1	2,948.2	2,887.1
Afghanistan, I.R. of	512	0.0	0.1	1.5	0.2	0.0	0.1	0.0	0.0
Algeria	612	183.0	207.3	208.6	192.5	236.0	197.9	957.8	1,272.9	1,318.1	816.9	626.9	540.0
Bahrain, Kingdom of	419	2.5	2.5	2.8	3.6	4.8	4.0	48.7	63.5	78.5	67.7	62.8	78.3
Djibouti	611	99.6	0.5	12.7	1.0	74.7	31.4	0.0	0.0	0.0	0.0	0.0
Egypt	469	125.0	165.3	130.3	245.2	273.3	51.5	448.6	487.5	544.1	384.3	410.7	458.3
Iran, I.R. of	429	0.2	0.4	1.0	0.6	1.3	2.5	1.2	0.9	0.8	1.7	0.4	1.1
Iraq	433	8.1	12.1	9.7	10.8	16.3	11.6	1,029.1	1,351.8	848.5	364.1	0.6	0.4
Jordan	439	41.8	26.1	26.2	22.0	26.3	31.0	15.0	11.5	13.3	23.4	15.7	14.2
Kuwait	443	6.0	6.3	12.6	18.3	6.7	91.6	34.5	38.9	84.7	37.9	25.6	12.5
Lebanon	446	52.4	70.8	81.7	75.2	62.5	67.0	24.9	26.7	23.6	21.6	24.0	23.2
Libya	672	79.9	86.4	36.0	62.4	89.5	73.3	19.4	15.3	22.0	3.6	11.1	20.1
Mauritania	682	124.0	139.7	184.8	161.1	172.7	184.8	0.7	1.3	0.9	0.6	0.2	0.3
Oman	449	11.5	6.9	6.0	6.3	7.9	8.7	36.9	20.4	38.9	46.3	19.1	45.7
Pakistan	564	265.3	244.7	252.3	220.3	231.2	205.4	33.3	30.6	27.7	31.8	28.9	35.2
Qatar	453	5.3	8.2	7.7	18.3	11.3	22.8	126.5	101.2	73.0	52.7	54.4	46.8
Saudi Arabia	456	102.2	63.5	108.0	93.1	89.3	110.0	2,652.9	2,759.9	2,467.5	947.9	797.6	868.4
Somalia	726	0.4	6.0	0.1	0.0	0.0	0.0	0.2	0.3
Sudan	732	42.8	8.5	36.6	11.0	20.7	21.0	0.0	0.0	0.0	7.8	1.7	0.1
Syrian Arab Republic	463	40.9	34.8	44.9	40.2	37.5	47.5	19.1	13.0	7.9	11.0	12.2	9.4
Tunisia	744	121.5	86.2	105.0	93.9	98.6	91.2	229.0	219.3	205.1	188.1	192.0	212.9
United Arab Emirates	466	40.0	49.8	69.3	52.5	97.9	78.2	444.6	302.2	422.3	538.8	663.9	519.6
West Bank and Gaza	487	0.8	2.6	1.9	6.2	7.3	4.1	0.1	0.3	0.0	0.0	0.2	0.2
Yemen, Republic of	474	16.4	23.2	16.7	9.5	10.1	3.7	0.2	0.0	0.2	0.0

Morocco (686)

In Millions of U.S. Dollars

		Exports (FOB)						Imports (CIF)					
		2012	2013	2014	2015	2016	2017	2012	2013	2014	2015	2016	2017
Sub-Saharan Africa	603	1,067.9	1,220.4	1,314.1	1,316.1	1,316.1	1,628.6	396.6	333.0	300.8	521.0	369.6	323.0
Angola	614	44.6	65.5	80.9	44.9	18.6	39.0	8.5	7.8	0.0	0.0	1.3
Benin	638	25.6	25.2	37.0	46.5	38.4	57.2	0.4	0.7	2.3	0.2	1.1	0.6
Burkina Faso	748	28.1	28.2	29.7	45.7	49.8	53.3	2.4	2.4	2.5	1.4	2.5	1.0
Burundi	618	0.2	0.2	0.4	0.5	2.5	0.3	0.0	0.3	0.0	0.1
Cabo Verde	624	2.3	2.3	3.5	1.5	0.7	0.9	0.0	0.0	3.8	2.3	2.8	1.1
Cameroon	622	33.2	45.3	57.3	59.9	66.4	63.7	6.6	6.1	8.2	4.0	2.8	2.5
Central African Rep.	626	1.6	1.4	1.2	0.9	1.9	1.8	3.8	7.6	5.9	5.9	3.8	2.3
Chad	628	4.0	5.8	7.7	2.9	4.2	2.1	0.9	0.0	0.0	0.0	0.2	0.0
Comoros	632	0.9	0.9	2.1	1.6	1.9	1.7	0.1	0.0	0.1
Congo, Dem. Rep. of	636	24.3	13.0	19.5	11.7	7.8	5.3	1.9	1.6	8.2	8.1	11.0	29.3
Congo, Republic of	634	45.3	41.5	79.7	44.9	30.5	37.8	11.4	10.1	12.2	8.2	13.3	15.1
Côte d'Ivoire	662	60.8	111.3	140.9	173.4	147.5	155.3	19.0	20.8	10.5	11.4	10.5	18.2
Equatorial Guinea	642	50.2	54.3	48.8	23.2	17.4	13.6	0.6	0.1	0.1	0.3	7.0
Eritrea	643	0.2	0.1	0.1	0.0	0.0
Eswatini, Kingdom of	734	0.1	0.3	0.0	2.1	0.2	0.2	0.2	0.4	0.2	0.2	0.2	0.6
Estonia	939	3.0	8.5	7.4	1.1	0.9	44.5	4.6	3.8	36.4	8.2	41.1	34.9
Ethiopia	644	17.2	0.6	60.3	176.1	75.5	246.1	0.8	1.0	0.4	0.3	0.4	0.9
Gabon	646	30.4	36.0	67.7	48.8	49.5	45.7	22.2	21.9	15.1	15.3	16.3	19.5
Gambia, The	648	10.1	19.0	19.1	5.4	9.9	10.1	0.0	0.0	0.0	0.0	0.1
Ghana	652	105.1	101.1	60.7	59.3	88.0	158.7	4.6	23.1	3.4	3.6	7.4	5.1
Guinea	656	85.9	109.7	99.9	61.3	36.6	66.4	25.0	14.4	4.8	14.2	21.9	15.1
Guinea-Bissau	654	4.4	4.6	4.4	2.6	5.0	4.3	0.0	0.0	0.0	0.0	0.1
Kenya	664	1.7	44.1	1.8	0.5	35.1	16.1	5.7	5.7	7.3	7.5	8.2	10.2
Lesotho	666	0.0	0.1	0.0	0.0	0.0
Liberia	668	3.1	4.9	6.1	6.9	4.9	3.4	0.0	0.0	0.1	0.4
Madagascar	674	3.8	6.7	2.9	2.6	4.0	6.8	5.3	14.0	14.1	7.2	11.0	12.0
Malawi	676	0.5	0.0	6.2	3.5	4.9	3.9	1.1
Mali	678	33.4	40.2	63.0	76.8	82.3	70.4	1.1	3.4	2.0	1.5	4.0	4.4
Mauritius	684	9.2	6.8	6.9	7.1	5.9	6.2	0.4	0.7	1.4	1.2	0.7	0.8
Mozambique	688	6.5	0.2	16.3	0.3	32.8	50.2	0.0	0.3	1.1	1.3
Namibia	728	2.3	10.9	6.2	9.7	13.2	15.8	0.1	0.1	0.1	0.0	0.1	0.1
Niger	692	11.8	15.8	31.3	20.3	23.8	30.3	0.0	0.0	0.0	0.0	0.1	0.0
Nigeria	694	137.3	106.0	131.3	97.0	139.1	155.7	196.3	76.0	42.9	26.9	35.6	32.5
Rwanda	714	2.3	0.8	2.2	0.2	1.5	2.3	0.2	0.1	0.2	0.1	0.1	0.2
São Tomé & Príncipe	716	0.0	0.7	0.0	0.0	0.0
Senegal	722	200.9	238.4	147.3	137.6	197.8	178.3	3.7	5.9	8.9	6.3	7.4	7.8
Seychelles	718	0.0	0.2	0.3	0.2	0.1	0.0	0.2	0.0
Sierra Leone	724	5.3	11.3	12.0	13.9	12.3	11.5	1.7	1.4	1.0	0.9	0.5	0.9
South Africa	199	13.8	17.2	15.2	77.9	67.1	40.7	48.6	77.8	110.8	362.0	185.2	99.2
Tanzania	738	1.3	0.6	4.1	1.3	10.1	26.6	3.6	3.2	4.3	4.7	4.7	5.1
Togo	742	56.8	48.1	43.4	49.4	32.2	48.1	10.2	7.4	11.0	12.6	8.8	4.6
Uganda	746	2.1	1.6	2.5	0.7	1.5	2.2	4.5	12.9	12.2	8.0	6.7	22.4
Zambia	754	1.7	0.0	0.1	0.1	0.0	0.5	0.0	0.1	1.5	0.1	0.0
Zimbabwe	698	0.0	0.0	0.5	0.3	0.0	0.0	0.0	2.8	1.3	0.9	0.4	0.3
Western Hemisphere	205	1,310.6	1,506.1	1,309.0	1,024.6	876.4	1,224.7	1,978.9	1,592.1	1,706.1	1,399.5	1,505.6	1,900.8
Anguilla	312	0.1	0.0	0.0
Antigua and Barbuda	311	0.0	0.1	0.0	0.2
Argentina	213	74.2	41.3	40.8	3.9	113.5	77.8	615.5	543.7	574.9	410.4	446.4	580.8
Aruba	314	0.0	2.1	0.0	0.0
Bahamas, The	313	0.0	0.0	0.1	0.0	0.0	0.0	0.0	78.0	17.0	0.0	0.0
Barbados	316	0.0	0.1	0.1	0.0	0.0	0.0	0.0	0.0	0.0	0.1
Belize	339	0.8	0.0	0.0	0.0	0.0	4.6	0.4	0.1	0.0
Bermuda	319	0.0	0.0	0.0	0.0	3.0	0.0	0.1
Bolivia	218	0.2	0.2	0.0	0.0	0.0	0.2	0.3	0.4	0.4	0.3	0.3
Brazil	223	1,043.7	1,295.3	1,093.8	841.7	592.6	908.5	981.1	798.8	541.0	620.5	651.0	719.1
Chile	228	1.7	3.3	8.5	11.4	13.5	12.4	11.3	18.7	19.9	36.8	90.2	91.9
Colombia	233	13.8	27.3	17.7	8.8	11.0	13.1	8.4	5.7	98.0	4.5	24.3	59.7
Costa Rica	238	0.3	5.4	0.5	0.9	1.7	1.7	3.5	2.7	3.6	4.6	4.6	3.9
Dominica	321	3.4	0.3	0.7	0.5	0.0	0.0	0.4	0.1	0.0	0.0

Morocco (686)

In Millions of U.S. Dollars

		Exports (FOB)						Imports (CIF)					
		2012	2013	2014	2015	2016	2017	2012	2013	2014	2015	2016	2017
Dominican Republic	243	2.2	0.4	0.9	1.6	0.6	3.7	0.2	0.9	0.6	0.6	0.4	0.7
Ecuador	248	0.3	0.8	1.4	2.1	0.1	0.8	5.0	6.2	6.1	7.7	9.9	11.1
El Salvador	253	1.8	0.6	1.7	0.3	0.8	0.5	0.6	0.3	0.3	1.6	0.3	0.2
Falkland Islands	323	0.3	0.5	0.2	0.3	2.1
Greenland	326	4.0	14.0	13.8	12.4	13.5	0.7
Grenada	328	0.1	0.0	0.0	0.0	0.0
Guatemala	258	0.0	0.1	0.0	0.2	0.6	1.2	1.9	0.9	2.1	1.4	1.7	10.4
Guyana	336	1.1	1.2	1.5	1.4	0.6	0.1	0.0	0.0	0.0
Haiti	263	1.3	1.0	0.9	1.2	5.7	6.7	0.0	0.0	0.0	0.0	0.0	0.0
Honduras	268	0.7	0.2	0.0	0.1	0.3	0.1	0.9	0.8	0.4	0.6	0.2	2.6
Jamaica	343	0.0	0.1	0.2	0.2	0.0	0.0	0.0	0.0	0.0	0.1
Mexico	273	93.3	74.5	94.5	81.7	60.6	110.7	44.9	49.4	154.3	67.0	84.4	199.8
Netherlands Antilles	353	0.1	0.1	0.1	0.2	0.1	0.1	0.0
Nicaragua	278	0.1	0.0	0.0	0.2	0.4	0.0	0.2	0.0	0.0
Panama	283	2.4	0.5	1.9	0.6	0.4	0.4	1.1	0.9	0.6	2.1	0.4	1.6
Paraguay	288	15.5	0.7	1.2	0.5	0.8	1.1	14.9	48.9	32.2	40.3	11.0	15.4
Peru	293	20.0	16.0	22.0	40.2	41.8	51.4	28.5	12.7	11.8	15.6	25.6	23.9
Sint Maarten	352	0.1	0.1	0.3
St. Kitts and Nevis	361	0.1	0.0	0.0
St. Lucia	362	0.2	0.1
St. Vincent & Grens.	364	0.1	0.0	0.0
Suriname	366	0.3	0.4	0.5	0.3	0.3	0.4	0.1	0.0	0.0	0.1	2.5
Trinidad and Tobago	369	3.1	3.6	0.4	3.9	3.1	3.3	3.0	16.8	37.3	12.3	23.0	134.8
Uruguay	298	13.8	12.3	6.0	0.1	15.5	17.0	162.6	31.2	32.5	17.4	12.9	6.6
Venezuela, Rep. Bol.	299	19.8	17.6	14.5	22.1	11.7	12.7	87.8	38.2	91.2	125.1	104.6	32.1
Western Hem. n.s.	399	0.0	0.0	0.1	0.0
Other Countries n.i.e	910	3.2	11.6	7.7	0.8	1.5	5.2	5.6	14.9	8.1	2.6	14.3	10.2
Cuba	928	2.6	7.7	6.1	0.6	0.9	5.1	4.3	13.5	6.7	1.9	14.3	10.2
Korea, Dem. People's Rep.	954	0.7	3.9	1.5	0.2	0.6	0.1	1.3	1.4	1.4	0.7	0.0
Special Categories	899	61.4	316.5	341.7	263.1	225.0	239.8	5.7	214.1	131.7	136.2	162.4
Countries & Areas n.s.	898	730.9	53.5	31.0	24.9	54.1	0.2	0.2	0.3
Memorandum Items													
Africa	605	1,638.8	1,662.5	1,861.8	1,775.6	1,919.3	2,160.9	1,584.0	1,826.6	1,825.1	1,534.4	1,190.6	1,076.6
Middle East	405	533.1	558.7	554.7	664.2	742.1	607.3	4,901.8	5,193.0	4,625.3	2,500.9	2,098.4	2,098.2
European Union	998	10,874.8	13,181.7	14,966.9	12,960.8	14,803.6	15,885.4	20,380.7	22,454.7	23,259.7	19,428.1	23,164.4	25,173.0
Export earnings: fuel	080	990.8	1,098.8	1,135.7	913.3	1,040.3	1,123.1	7,985.3	8,001.6	7,599.1	4,701.2	3,539.7	3,485.3
Export earnings: nonfuel	092	18,516.1	20,654.1	22,463.7	20,226.9	21,785.4	23,462.3	34,906.9	36,740.4	38,012.1	32,328.8	38,146.6	41,082.1

Mozambique (688)

In Millions of U.S. Dollars

		Exports (FOB)						Imports (CIF)					
		2012	2013	2014	2015	2016	2017	2012	2013	2014	2015	2016	2017
IFS World		3,855.5	4,023.7	5,072.4	4,195.0	8,688.0	10,099.1	11,611.0	8,293.2
World	001	3,517.2	4,187.6	4,791.7	3,294.3	3,393.4	4,768.7	6,387.2	10,580.1	9,109.1	8,165.6	5,492.2	5,925.5
Advanced Economies	110	1,598.2	1,951.9	2,504.5	1,771.8	1,413.9	1,557.1	2,012.6	3,082.0	2,540.3	2,535.1	1,841.1	1,696.7
Euro Area	163	1,174.5	1,476.7	1,534.1	1,339.6	972.0	999.7	1,008.8	1,219.0	1,488.3	1,612.8	867.9	1,192.8
Austria	122	0.0	0.1	0.1	0.0	0.0	0.0	2.2	3.2	16.1	18.3	4.0	4.7
Belgium	124	34.8	48.6	63.5	88.8	46.3	89.5	11.4	16.0	30.8	47.5	43.2	31.8
Cyprus	423	0.2	0.5	10.4	0.6	1.6	1.7	1.9	1.0	1.6
Estonia	939	0.0	0.0	0.0	0.2	0.1	0.0	0.0	0.0
Finland	172	15.3	14.4	16.4	5.2	21.4	0.0	3.9	3.1	23.0	12.9	95.0	2.7
France	132	4.0	30.7	49.9	31.2	35.6	25.2	24.7	67.6	69.5	270.2	64.0	254.8
Germany	134	15.7	10.4	62.6	23.8	10.9	8.8	40.2	98.3	121.5	92.9	141.5	68.0
Greece	174	2.9	0.4	2.5	6.2	3.1	3.9	0.0	0.4	4.1	0.8	0.9	0.6
Ireland	178	0.1	0.1	0.3	6.0	4.0	13.9	13.1	6.5	6.6
Italy	136	108.0	36.0	77.9	100.1	41.9	270.2	21.6	62.0	93.6	64.3	44.4	58.4
Latvia	941	0.3	1.2	0.3	0.0	0.0	1.2	2.7	0.2	0.1
Lithuania	946	4.8	2.2	4.6	14.8	5.6	3.2	0.5	5.3	1.7	3.8	0.4	0.1
Luxembourg	137	0.0	0.1	30.3	46.6	4.0	0.0	0.2	0.5	1.4	0.2	0.7	0.1
Malta	181	3.2	0.6	0.0	0.0	0.0	0.2	0.6	0.1	0.6	0.1
Netherlands	138	921.4	1,150.6	1,111.4	952.4	701.6	472.5	572.9	429.5	599.3	574.7	125.9	490.9
Portugal	182	16.2	104.2	53.4	29.4	32.6	21.7	304.1	483.3	456.0	456.5	305.5	242.3
Slovak Republic	936	1.4	0.0	0.1	0.3	0.4	0.4	1.2
Slovenia	961	3.3	3.1	0.1	23.8	0.0	0.0	0.1	0.2	0.1	0.1
Spain	184	50.9	74.1	57.7	26.6	67.5	81.0	20.3	43.5	53.3	52.5	33.7	28.8
Australia	193	0.1	18.3	0.1	2.4	0.3	10.0	39.7	96.5	64.9	32.2	76.4	14.2
Canada	156	4.8	4.3	3.7	2.6	3.4	1.2	19.6	28.7	31.6	33.4	20.5	24.6
China,P.R.: Hong Kong	532	1.0	1.3	3.3	27.8	60.6	85.5	25.0	30.1	43.0	36.5	16.7	21.3
China,P.R.: Macao	546	0.0	0.0	0.0	0.0	0.0	0.1	0.1	0.0	0.1
Czech Republic	935	1.8	1.1	2.5	0.1	0.0	6.9	0.3	1.7	1.3	0.9	0.7	2.4
Denmark	128	0.0	0.0	1.5	0.0	0.3	1.4	22.2	15.6	10.5	10.7	10.8	14.5
Iceland	176	0.0	0.0	0.0	0.0	0.0	0.0	0.2	0.1	0.0
Israel	436	0.5	0.1	0.1	0.2	0.0	2.8	4.1	7.6	6.6	0.9	1.0
Japan	158	9.0	20.3	50.4	17.8	31.2	17.0	147.2	240.3	274.5	243.1	108.3	127.2
Korea, Republic of	542	7.3	0.6	10.2	23.7	7.8	6.6	14.1	40.0	43.7	34.6	24.9	19.0
New Zealand	196	0.0	1.2	0.0	0.1	0.0	2.7	3.6	2.5	2.5	3.8	10.7
Norway	142	38.3	3.6	2.4	3.1	2.5	1.2	0.8	2.6	3.1	1.8	3.2	4.0
San Marino	135	0.1	0.0	0.0	0.0
Singapore	576	28.3	38.0	474.7	145.5	140.7	136.9	43.5	629.2	109.9	149.8	426.3	99.8
Sweden	144	0.6	0.1	0.1	0.1	0.1	3.6	7.3	37.4	67.1	27.6	13.0	8.9
Switzerland	146	87.2	79.3	87.9	19.6	17.0	21.1	39.0	44.7	45.1	40.8	28.8	4.4
Taiwan Prov.of China	528	5.5	115.6	68.9	50.4	20.5	1.7	11.9	238.2	70.0	10.7	6.2	3.0
United Kingdom	112	177.2	49.0	209.9	80.9	59.2	210.8	373.4	245.5	118.4	95.6	111.8	37.0
United States	111	61.9	143.6	53.3	58.2	97.8	53.4	254.0	204.7	158.6	195.0	121.0	111.7
Vatican	187	0.1	0.0	0.2
Emerg. & Dev. Economies	200	1,876.4	2,192.6	2,230.9	1,484.4	1,943.2	3,160.6	4,369.7	7,488.5	6,554.7	5,619.9	3,640.2	4,222.9
Emerg. & Dev. Asia	505	835.0	883.3	671.4	469.6	865.5	1,920.5	756.2	1,393.8	1,417.8	1,602.9	961.7	1,214.0
American Samoa	859	0.1	0.1	0.5	0.2	0.1	0.0	0.0	0.4
Bangladesh	513	15.4	12.5	14.2	4.4	1.1	0.3	0.6	1.4	0.4	0.3	0.2	1.5
Brunei Darussalam	516	0.2	0.0	0.0	0.0	0.0	0.0	0.0
Cambodia	522	0.0	0.1	0.2	0.2	0.0	0.5	0.0	0.1
China,P.R.: Mainland	924	637.3	105.0	204.2	87.9	142.7	252.6	350.2	644.1	700.0	986.9	417.9	493.4
Fiji	819	0.0	0.0	0.0	0.1	2.2	0.0
India	534	155.1	679.6	387.6	339.0	675.8	1,621.7	200.9	330.1	328.1	316.5	325.5	450.9
Indonesia	536	3.8	32.7	27.3	7.0	6.6	7.0	35.8	72.0	56.0	61.7	5.2	9.2
Malaysia	548	4.3	19.3	4.4	2.3	7.6	1.0	18.8	51.3	55.5	20.8	39.4	37.3
Maldives	556	0.1	0.0	0.0
Marshall Islands	867	0.1	0.0	0.0	0.0	0.0	0.0	0.0	0.0	0.1	0.0	0.8
Mongolia	948	0.0	0.1	0.8	0.5
Myanmar	518	0.1	0.2	0.1	1.9	0.0	1.5	0.1	0.0	0.0
Nauru	836	0.0	0.0	0.0	0.1	0.0
Nepal	558	0.2	0.0	0.0	0.0	0.0

Mozambique (688)

In Millions of U.S. Dollars

		Exports (FOB)						Imports (CIF)					
		2012	2013	2014	2015	2016	2017	2012	2013	2014	2015	2016	2017
Papua New Guinea	853	0.0	0.0	0.0	0.1
Philippines	566	6.2	0.5	4.6	1.9	1.0	4.1	0.7	1.0	1.6	0.8	0.2	0.2
Samoa	862	e 0.0	e 0.0	0.1	0.0
Solomon Islands	813	0.0	0.8	0.0
Sri Lanka	524	0.1	0.0	0.0	0.2	0.0	0.1	0.3	0.3	0.3	0.4	0.5
Thailand	578	2.3	2.8	3.9	19.3	18.1	10.6	80.0	153.2	140.6	125.1	89.4	132.0
Timor-Leste	537	0.1	0.0	0.0	0.0
Vanuatu	846	16.2	0.0	0.0	0.0
Vietnam	582	6.5	10.2	18.5	3.8	8.6	15.9	56.8	120.6	124.7	77.0	66.2	81.2
Asia n.s.	598	4.1	4.2	5.4	3.7	3.5	5.0	11.3	18.1	9.7	12.7	14.1	6.4
Europe	170	147.6	49.6	123.8	133.8	120.2	111.3	55.5	61.8	117.3	134.8	90.0	92.1
Emerg. & Dev. Europe	903	69.6	27.1	82.9	86.5	80.8	95.6	35.3	46.2	50.7	80.8	52.4	49.7
Albania	914	0.0	0.0	0.1	0.1	0.2	0.1	0.0	0.1
Bosnia and Herzegovina	963	0.9	0.0	0.3	0.2	0.1	0.0	0.0
Bulgaria	918	0.0	0.0	0.1	0.9	16.1	0.4	2.3	0.3	18.1	25.9	0.3
Croatia	960	1.3	0.6	1.3	0.0	0.5	0.5	0.5	0.4	0.0
Gibraltar	823	0.1	0.0	0.1	0.2	0.2	0.3	0.3
Hungary	944	0.7	0.1	0.3	0.6	0.5	1.4	0.1	0.4	0.4	0.4	0.7	0.5
Poland	964	50.1	6.5	48.1	22.1	26.9	31.4	1.4	3.8	5.1	15.2	5.0	26.7
Romania	968	1.2	2.3	5.3	31.8	7.0	9.4	0.6	3.7	4.7	0.4	0.3	0.1
Serbia, Republic of	942	0.6	0.8	1.7	7.5	9.9	7.2	0.1	0.1	0.0	0.1	0.0	0.1
Turkey	186	16.2	17.4	27.5	23.2	35.0	28.9	32.4	34.8	39.1	45.7	19.7	21.6
CIS	901	72.0	16.3	33.0	41.9	34.2	8.4	18.9	12.8	64.7	26.3	33.5	40.4
Armenia	911	e 0.0	0.0	0.5	0.0	0.0	0.0
Azerbaijan, Rep. of	912	0.0	0.0	0.0	0.0	0.0	0.1
Belarus	913	0.5	1.0	0.6	0.0	0.0	0.1
Georgia	915	47.4	0.0	12.5	0.0	0.1	0.3	0.3	0.0	0.0
Kazakhstan	916	1.6	0.0	0.8	0.0	0.0	0.1	0.1	0.0	0.0	0.0	0.0
Kyrgyz Republic	917	0.0	0.0	0.1	0.0	0.0
Russian Federation	922	18.0	10.0	21.1	24.3	10.2	6.2	5.4	4.7	32.8	16.3	30.8	38.2
Ukraine	926	5.0	5.7	11.0	5.1	24.0	2.2	12.8	5.9	30.9	9.5	2.6	2.1
Uzbekistan	927	0.0	0.5	0.1	0.0	0.4	0.0
Europe n.s.	884	6.0	6.2	8.0	5.4	5.2	7.3	1.4	2.9	2.0	27.7	4.1	2.0
Mid East, N Africa, Pak	440	20.9	69.5	173.1	58.4	36.4	74.5	1,134.1	2,109.2	1,718.1	1,106.0	686.5	920.8
Afghanistan, I.R. of	512	0.1	0.1	0.0	0.0	1.1	1.0	0.9	1.7	0.4	0.1
Algeria	612	0.1	0.8	0.1	0.0	0.1	0.2	0.1	0.0	0.0
Bahrain, Kingdom of	419	0.7	14.8	16.4	13.9	1.9	4.7	389.5	561.5	810.2	411.1	16.0	14.7
Djibouti	611	0.0	0.0	0.1
Egypt	469	0.0	0.1	0.1	0.0	0.1	2.6	2.6	3.1	2.1	2.0	1.5
Iran, I.R. of	429	5.1	0.3	0.2	1.8	0.4	1.0	0.3	0.2	5.1	13.9	18.6
Iraq	433	0.0	0.0	0.0	0.0	0.1	0.0
Jordan	439	0.0	0.0	0.2	1.0	1.1	1.2	0.5	0.1	0.7	0.2
Kuwait	443	7.3	2.1	0.3	0.7	0.0	30.0	313.0	16.7	0.9	0.0	1.7
Lebanon	446	1.2	0.5	1.0	0.7	2.9	5.3	4.9	11.7	19.7	6.7	3.2	11.8
Libya	672	0.0	0.1	0.0	0.1	0.2	0.0	0.0	0.0	0.0	0.0
Mauritania	682	0.0	11.3	0.1	2.5	4.8	2.8	6.5	3.6	7.8
Morocco	686	0.1	0.0	0.2	0.2	0.2	0.1	0.0	0.1	0.1	0.2
Oman	449	0.4	0.1	0.2	0.4	7.7	2.2	1.7	2.3	6.9	6.9
Pakistan	564	0.0	0.4	0.7	0.6	0.3	2.0	25.1	77.6	72.0	65.4	60.0	57.1
Qatar	453	0.1	0.0	1.1	2.1	1.0	3.6	1.4	2.4	1.8	0.9	1.2
Saudi Arabia	456	2.7	4.1	19.2	4.9	2.8	0.2	11.0	18.2	12.6	12.8	8.1	46.2
Somalia	726	0.0	0.0	0.0	0.1	0.0	0.0	0.0
Sudan	732	0.0	0.0	0.0	0.0	0.0	1.4	4.1	0.0	0.0	0.1	0.0
Syrian Arab Republic	463	e 0.0	e 0.0	e 0.0	e 0.0	e 0.0	e 0.0	0.1	0.0	0.0	0.0	0.0
Tunisia	744	1.0	0.4	0.1	4.4	0.3	0.2	0.6	0.6
United Arab Emirates	466	9.0	39.5	119.1	34.3	19.7	54.6	454.1	862.2	478.6	341.6	379.3	531.2
Yemen, Republic of	474	0.0	1.5	0.0	0.1	0.1	0.0	0.1
Middle East n.s.	489	2.0	2.1	2.7	1.8	1.7	2.4	198.1	242.8	296.1	247.3	190.7	220.8
Sub-Saharan Africa	603	847.1	1,164.9	1,198.1	794.0	885.7	1,043.5	2,092.2	3,553.7	3,117.9	2,649.9	1,748.0	1,856.1
Angola	614	24.1	3.5	2.8	4.7	2.4	3.0	3.5	3.4	2.1	1.0	1.0	1.8

Mozambique (688)

In Millions of U.S. Dollars

		Exports (FOB)						Imports (CIF)					
		2012	2013	2014	2015	2016	2017	2012	2013	2014	2015	2016	2017
Benin	638	0.2	0.1	0.0	0.0	0.0	0.1	0.0	0.0
Botswana	616	3.2	0.8	2.4	0.3	21.9	11.5	2.3	2.8	1.8	2.9	1.9	1.1
Burkina Faso	748	0.0	0.0	0.1	0.0	0.0
Burundi	618	0.0	0.4	0.0	0.0	0.0	0.0	0.0
Cabo Verde	624	0.1	0.0	0.0	0.0	0.0	0.3	0.0	0.0	0.0	0.0
Cameroon	622	1.1	0.0	0.2	0.1	0.0	0.0	0.0	0.0	0.1	0.0	0.0
Central African Rep.	626	e 0.1	e 0.1	0.0	0.0	0.0
Congo, Dem. Rep. of	636	0.7	3.4	0.1
Congo, Republic of	634	0.3	0.8	1.8	2.2	0.7	0.7	0.3	0.5	0.6	0.3	0.6	0.2
Côte d'Ivoire	662	0.0	0.1	0.6	0.2	1.2	0.2	0.1	0.2	0.5	0.3	0.7	1.2
Equatorial Guinea	642	9.9	0.1	0.0	0.0	0.0	0.1
Eritrea	643	0.0	0.0	0.1
Eswatini, Kingdom of	734	14.4	4.9	3.2	1.1	6.4	1.7	26.4	39.7	45.6	50.7	47.2	44.7
Estonia	939	0.0	0.0	0.0	0.2	0.1	0.0	0.0	0.0
Ethiopia	644	0.0	0.0	0.0	0.1	0.0	0.0	0.0	0.1	0.1	0.8	0.0
Gabon	646	1.2	1.7	0.2	0.7	0.0	0.0	0.1	0.0	0.3	0.1	0.1
Ghana	652	0.4	0.8	0.4	1.6	1.8	1.1	0.1	2.0	0.3	1.2	0.4	0.3
Guinea	656	0.0	0.1	0.0	0.2	0.1	0.0	0.0	0.0
Kenya	664	8.5	17.0	9.2	3.2	7.7	15.0	2.9	3.0	6.9	6.4	10.4	5.9
Lesotho	666	0.4	0.3	0.3	0.0	5.1	9.2	0.1	0.2	0.1	0.0	0.2	0.2
Liberia	668	0.0	0.0	0.5	0.1	0.3	0.0	0.0	15.4
Madagascar	674	0.6	0.3	1.4	0.2	0.5	1.2	0.4	0.3	0.3	0.5	0.1	2.8
Malawi	676	26.1	47.9	29.6	14.0	16.9	20.5	9.0	15.8	9.7	15.3	6.5	17.2
Mali	678	0.0	0.0	0.3	0.0	0.0	0.0	0.0
Mauritius	684	6.8	17.7	34.6	12.9	8.4	11.5	9.2	30.6	26.2	26.0	26.4	34.0
Namibia	728	0.0	0.0	69.5	0.5	0.0	28.5	67.9	55.8	48.1	35.9	53.7
Nigeria	694	0.1	14.0	0.8	0.5	0.6	0.7	0.1	0.2	0.3	0.5	0.9	2.3
Rwanda	714	0.3	0.0	0.0	0.0	0.0	0.1
Senegal	722	0.0	0.1	0.8	0.7	0.1	0.1	0.0	0.8	0.3	0.0
Seychelles	718	1.2	0.0	0.0	0.1	0.5	0.0	0.2	0.1	1.3
South Africa	199	666.8	901.5	948.2	585.1	703.3	883.9	1,940.5	3,298.9	2,891.9	2,380.2	1,587.4	1,648.1
Tanzania	738	1.8	68.5	31.2	13.0	8.2	10.8	18.1	22.2	25.5	12.4	6.8	5.0
Togo	742	0.0	0.0	0.0	0.0	0.9
Uganda	746	0.1	1.5	0.1	0.1	1.5	1.4	0.1	1.3	0.2	0.2	0.1	0.6
Zambia	754	7.7	3.4	13.7	3.1	51.7	11.8	40.1	11.8	24.9	7.8	8.5	7.8
Zimbabwe	698	82.9	74.5	106.5	79.3	45.2	56.5	10.0	50.9	24.9	94.4	10.6	11.9
Africa n.s.	799	0.8	0.9	1.1	0.8	0.7	1.0	0.0	0.0
Western Hemisphere	205	25.8	25.3	64.4	28.6	35.4	10.7	331.6	370.0	183.6	126.4	153.9	139.9
Antigua and Barbuda	311	0.1	0.0	0.0	1.0	0.0	0.0	0.1	0.0
Argentina	213	12.3	6.1	4.0	14.2	6.7	0.0	19.4	52.2	27.0	32.9	29.7	40.4
Aruba	314	e 0.1	0.0	0.2	0.0	0.0
Bahamas, The	313	8.3	0.8	0.0	0.0	9.8	212.1	44.6	3.9	2.8	0.2
Belize	339	e 0.0	e 0.0	e 0.0	e 0.0	e 0.0	0.0	0.1	0.0	0.0	0.0	0.2
Bolivia	218	0.2	0.1	0.0	0.0	0.0	0.0
Brazil	223	6.2	2.0	38.3	1.4	3.0	0.9	283.0	80.8	85.6	48.2	29.8	33.2
Chile	228	0.2	0.1	0.0	0.3	0.2	5.0	6.7	5.3	1.6	4.1	4.6
Colombia	233	0.0	0.0	0.0	1.1	9.7	2.9	0.1	1.5	1.4	0.5	0.3	0.8
Costa Rica	238	1.7	0.7	0.4	0.3	0.5	0.3	0.0	0.0	0.1	0.0	0.0	0.0
Curacao	354	1.1	4.2	6.3	4.8	6.4	1.7	2.6	8.9	6.0	8.6	10.7	4.1
Dominican Republic	243	0.0	0.0	0.0	0.2	0.2	0.0	0.0	0.0	0.0	0.0
Ecuador	248	0.1	0.0	0.0	0.0	0.1	0.7	1.2	0.3	0.1
Greenland	326	0.0	0.1	0.0	0.0
Guatemala	258	0.2	0.3	0.3	1.1	0.0	0.0
Haiti	263	0.1	0.3	0.1	0.0	0.0	0.2
Honduras	268	0.3	0.4	0.1	0.0	0.1	0.0	0.2	0.2	0.1
Jamaica	343	0.0	0.0	0.1	0.2	0.2	0.2	0.1	0.1
Mexico	273	3.9	3.3	13.9	5.5	8.0	3.7	7.2	2.8	1.3	1.9	10.4	2.6
Panama	283	0.9	0.1	0.1	0.9	1.5	8.1	22.3	62.4	50.7
Paraguay	288	0.0	1.9	0.1	0.2	0.1	0.5	0.3
Peru	293	0.1	0.0	0.1	0.0	0.0	0.0	0.1	0.3

Mozambique (688)

In Millions of U.S. Dollars

		Exports (FOB)						Imports (CIF)					
		2012	2013	2014	2015	2016	2017	2012	2013	2014	2015	2016	2017
St. Kitts and Nevis	361	0.1	0.0	0.0	0.1
St. Vincent & Grens.	364	0.0	0.3	0.0
Trinidad and Tobago	369	0.1	0.0	0.2	0.5	0.0	0.0	0.0	0.0
Uruguay	298	0.2	0.0	0.5	0.7	0.8	1.9	0.2	0.0
Western Hem. n.s.	399	0.4	0.7	2.0	1.6	1.5	2.1
Other Countries n.i.e	910	1.0	0.0	0.8	0.2	0.0	0.2	3.5	8.5	14.0	10.6	10.9	5.9
Cuba	928	0.0	0.0	0.0	0.0	0.1	0.0	0.0	0.1	0.0	0.0
Korea, Dem. People's Rep.	954	1.0	0.0	0.8	0.2	0.0	0.1	3.5	8.5	14.0	10.6	10.9	5.9
Countries & Areas n.s.	898	41.7	43.0	55.5	37.9	36.3	50.8	1.5	1.2
Memorandum Items													
Africa	605	847.1	1,165.0	1,209.5	794.3	887.6	1,044.3	2,096.3	3,567.2	3,121.4	2,656.7	1,752.5	1,864.8
Middle East	405	20.8	68.9	161.0	57.5	34.1	71.7	1,103.8	2,017.1	1,641.8	1,032.0	621.7	854.8
European Union	998	1,406.2	1,535.8	1,801.8	1,476.6	1,067.5	1,282.0	1,414.6	1,530.0	1,696.6	1,782.3	1,036.4	1,283.2
Export earnings: fuel	080	63.0	96.6	194.7	88.6	53.8	77.2	906.6	1,769.7	1,360.5	796.1	459.3	664.3
Export earnings: nonfuel	092	3,454.2	4,091.1	4,596.9	3,205.7	3,339.6	4,691.5	5,480.5	8,810.5	7,748.7	7,369.6	5,032.9	5,261.1

Myanmar (518)

In Millions of U.S. Dollars

		Exports (FOB)						Imports (CIF)					
		2012	2013	2014	2015	2016	2017	2012	2013	2014	2015	2016	2017
IFS World		8,878.4	11,232.8	11,299.2	11,431.8	11,819.9	9,151.1	12,042.5	16,226.7	16,843.6	15,689.1
World	001	9,160.0	11,543.2	11,551.4	12,246.6	11,724.8	13,902.4	8,003.6	12,199.7	16,458.7	17,132.0	15,920.6	19,538.6
Advanced Economies	110	1,661.7	2,465.4	2,229.9	2,262.1	2,916.5	3,926.6	3,629.6	5,906.3	7,041.2	6,427.3	5,054.5	6,598.4
Euro Area	163	385.5	141.1	171.8	284.7	441.5	1,032.8	83.2	195.8	236.8	283.1	308.4	678.3
Austria	122	4.2	2.0	2.2	4.7	2.7	2.0	0.7	0.3	0.5	0.2	1.4	9.0
Belgium	124	0.9	2.9	15.3	23.1	48.2	138.7	2.2	19.3	8.5	4.4	34.2	25.6
Cyprus	423	0.3	0.0	0.0	0.1	0.2	0.5	0.4	0.4	0.3	0.6	2.9
Estonia	939	0.1	0.4	0.1	0.1	1.0
Finland	172	0.5	0.0	0.3	0.4	0.9	2.6	1.4	0.1	0.1	0.1	1.5	4.6
France	132	22.5	5.4	7.3	15.1	41.0	69.8	16.4	30.1	34.6	108.1	78.8	209.7
Germany	134	9.2	26.2	63.5	79.4	172.4	360.3	43.4	27.8	70.6	91.5	76.8	209.7
Greece	174	2.8	18.7	0.8	5.8	2.2	3.9	0.4	4.7	3.6	2.1	2.5	1.0
Ireland	178	0.3	1.0	2.2	3.2	6.5	10.3	0.2	0.1	1.1	2.6	4.6	16.0
Italy	136	322.4	12.6	19.6	24.5	43.9	96.7	12.1	94.1	93.7	53.8	47.5	126.5
Latvia	941	0.8	4.5	1.8	0.0	0.2	0.5	0.0	0.4
Lithuania	946	0.2	0.9	2.3	0.1	0.2	0.4
Luxembourg	137	0.0	0.1	0.0	0.0	0.0	0.5
Malta	181	0.0	0.0	0.1	0.0	0.2	0.1	0.1	0.2
Netherlands	138	3.5	20.4	22.8	85.6	55.2	163.7	3.4	11.5	16.7	11.3	40.7	38.5
Portugal	182	2.3	0.9	1.0	0.6	1.0	0.0	0.0	0.6	0.1	0.2	1.1
Slovak Republic	936	0.1	0.0	0.0	2.6	0.7	0.9	1.8
Slovenia	961	2.6	5.0	32.2	0.1	1.5
Spain	184	18.1	45.0	34.9	38.9	58.7	147.8	2.3	7.4	6.0	8.5	18.1	27.8
Australia	193	6.9	14.7	12.8	6.6	19.5	25.9	66.7	65.2	85.4	57.8	109.6	158.9
Canada	156	1.8	2.7	4.1	8.1	32.5	60.6	5.1	6.3	10.6	10.4	25.8	57.5
China,P.R.: Hong Kong	532	142.6	373.3	346.3	314.2	192.6	81.2	11.5	15.1	46.0	36.3	33.4	28.3
China,P.R.: Macao	546	0.2	0.8	0.0	0.2	0.0	1.5	0.7
Czech Republic	935	0.6	1.0	5.7	11.3	0.1	0.0	0.2	0.4	2.0	7.4
Denmark	128	0.4	1.9	2.0	7.9	17.0	85.1	1.0	4.4	9.4	32.8	34.9	32.4
Iceland	176	0.2	0.4	0.2	0.1	0.2	0.3	2.2	1.7	0.1	0.1
Israel	436	0.1	0.3	1.7	5.0	5.0	4.8	0.1	0.2	0.6	6.5	1.4	4.2
Japan	158	373.6	780.0	532.2	486.6	663.4	903.0	885.7	1,589.4	1,636.8	1,534.3	1,254.7	1,055.1
Korea, Republic of	542	294.8	326.9	376.7	292.7	334.8	300.7	245.5	1,405.3	462.7	412.2	473.8	528.3
New Zealand	196	0.5	0.5	0.3	1.7	1.0	4.5	7.4	6.9	13.6	17.0	18.3	33.3
Norway	142	0.0	1.5	2.8	1.9	3.5	7.7	0.0	0.1	0.1	0.5	0.3	3.5
Singapore	576	356.5	657.4	549.8	670.4	890.8	735.2	2,076.4	2,276.4	3,755.1	3,659.4	2,268.3	2,931.1
Sweden	144	1.6	1.4	27.1	11.2	14.7	27.6	13.3	9.7	12.9	12.0	31.6	33.3
Switzerland	146	3.4	0.6	2.1	10.7	8.5	5.4	2.9	8.4	16.2	10.3	21.4	17.5
Taiwan Prov.of China	528	e 72.0	e 95.9	e 97.7	e 50.2	e 65.8	e 73.9	e 154.3	e 190.6	e 238.5	e 225.2	e 224.9	e 285.1
United Kingdom	112	10.1	56.1	58.3	39.2	68.8	288.9	10.0	20.7	20.9	24.1	27.8	48.5
United States	111	12.0	11.1	43.3	69.5	150.3	278.0	65.8	111.5	492.1	103.1	216.5	694.8
Vatican	187	0.2	0.0	1.0	0.0
Emerg. & Dev. Economies	200	7,497.6	9,075.3	9,319.2	9,982.4	8,807.0	9,975.8	4,373.2	6,292.1	9,416.3	10,703.3	10,864.5	12,939.5
Emerg. & Dev. Asia	505	7,111.3	8,865.7	9,120.1	9,640.2	8,466.9	9,450.1	4,164.1	6,047.7	9,072.2	10,315.9	10,211.1	11,950.6
American Samoa	859	0.0	0.0	0.4	4.0	0.3
Bangladesh	513	21.6	35.8	47.6	18.8	21.5	128.9	82.0	6.9	8.8	9.8	19.4	23.8
Brunei Darussalam	516	0.2	1.2	3.7	0.7	0.6	0.2	0.0	0.0	0.0	0.9	0.2
Cambodia	522	0.0	0.3	0.5	0.0	2.5	2.6	0.5	0.2	1.1	0.5	0.5	1.5
China,P.R.: Mainland	924	1,382.9	3,053.1	4,035.4	4,830.8	4,766.7	5,398.1	2,496.6	3,662.5	5,026.8	6,432.3	5,403.1	6,115.8
Fiji	819	0.1	0.0	0.1	0.1	0.0	0.0	0.0	0.0
F.T. French Polynesia	887	0.1
F.T. New Caledonia	839	0.1	0.0	1.5	0.0	0.0
Guam	829	0.3	0.0	0.3	0.6	0.2	0.1	0.2	0.1
India	534	2,763.5	811.5	835.6	1,014.0	1,038.1	708.1	280.0	371.6	659.8	474.0	1,094.7	975.1
Indonesia	536	23.9	31.3	85.5	151.2	116.8	118.6	156.4	335.9	529.3	587.2	593.4	918.5
Kiribati	826	0.1	0.0	0.0	0.0	0.5
Lao People's Dem.Rep	544	0.1	0.4	0.6	0.5	0.0	0.1	0.4	0.0	0.0	0.2	1.6
Malaysia	548	427.5	243.4	255.6	185.8	144.4	187.8	271.2	432.9	967.0	529.9	690.7	999.1
Maldives	556	0.0	0.1	0.0	0.0
Marshall Islands	867	0.1	0.1	0.2	0.1	0.0	0.1

Myanmar (518)

In Millions of U.S. Dollars

		Exports (FOB)						Imports (CIF)					
		2012	2013	2014	2015	2016	2017	2012	2013	2014	2015	2016	2017
Mongolia	948	0.4	0.1	0.0	0.0	0.0
Nauru	836	0.1	0.0	0.0	0.0	0.1
Nepal	558	0.0	0.1	0.0	0.4	0.9	4.6	0.2	0.0	0.0	0.0
Palau	565	0.1	0.4	0.0	0.0
Papua New Guinea	853	0.4	0.0	0.4	0.7	0.0	1.2	1.3	0.0
Philippines	566	22.8	12.2	9.0	11.8	39.3	19.2	13.3	18.8	16.4	20.0	14.5	28.9
Samoa	862	0.2	0.2	11.4
Solomon Islands	813	0.3	0.3	0.0	0.0	0.0	0.0	0.0
Sri Lanka	524	0.6	0.4	2.7	1.7	6.4	52.3	0.2	0.2	0.7	0.3	0.1	1.3
Thailand	578	2,394.6	4,598.1	3,746.0	3,359.4	2,241.5	2,698.7	769.5	1,031.3	1,585.4	1,957.3	1,985.9	2,166.7
Vanuatu	846	0.0	0.1	0.0	0.0
Vietnam	582	73.1	77.5	97.5	63.9	75.5	130.0	55.4	147.5	238.3	268.6	355.2	572.0
Asia n.s.	598	38.2	39.0	37.4	33.4	46.7	144.8
Europe	170	111.8	47.6	49.8	67.2	91.0	91.5	63.0	60.7	52.1	57.3	81.7	216.1
Emerg. & Dev. Europe	903	5.5	8.4	23.1	48.8	60.0	70.0	4.2	19.7	20.1	21.1	33.7	106.3
Albania	914	0.0	0.1	0.1	0.1
Bosnia and Herzegovina	963	0.0	0.3	0.0	0.0
Bulgaria	918	4.1	6.4	13.2	26.2	23.0	0.9	2.6	16.0	3.0	3.0	4.5	4.2
Croatia	960	0.0	0.3	0.1	0.8	1.7	0.1	0.1	0.0	0.1	1.5
Faroe Islands	816	0.2	0.0	0.2	0.0
Hungary	944	0.0	0.5	0.1	0.5	0.7	1.7	0.0	0.0	0.2	0.4	1.7	31.2
Kosovo	967	e 0.1	e 0.1	e 0.1	e 0.1	e 0.1	e 0.3	e 0.0
Macedonia, FYR	962	0.0	0.6	0.1
Poland	964	0.7	0.4	6.0	18.2	30.5	55.9	0.2	0.5	1.8	4.7	3.9	7.9
Romania	968	0.2	0.1	0.4	1.1	0.2	2.3	0.0	0.1	1.7	0.8	1.9	2.9
Serbia, Republic of	942	0.1	0.1	0.3	0.3	0.3	0.4	0.1	0.4
Turkey	186	0.3	0.8	2.6	2.2	3.6	6.5	1.2	2.9	13.4	12.1	21.4	58.1
CIS	901	106.4	39.2	26.6	18.4	31.0	21.5	58.8	41.0	31.9	36.2	48.0	109.7
Armenia	911	0.0	0.2	0.0
Azerbaijan, Rep. of	912	0.1	0.1	0.0	0.0	0.0
Belarus	913	0.0	0.2	0.0	0.0	0.0	0.3	1.0	4.6
Georgia	915	54.4	24.9	54.1	33.1
Kazakhstan	916	0.0	0.2	0.1	0.1	0.1	0.0
Kyrgyz Republic	917	0.0	0.0	0.1	0.2
Moldova	921	0.0	0.0	0.6	0.6	0.0	3.8	13.5
Russian Federation	922	19.2	12.8	18.2	6.5	6.0	18.6	0.6	2.4	18.0	29.3	26.0	31.5
Tajikistan	923	0.1	0.3
Turkmenistan	925	0.0	2.0
Ukraine	926	32.8	1.4	8.4	11.2	24.8	2.7	4.0	5.3	13.3	6.2	16.8	56.9
Uzbekistan	927	e 0.0	e 0.0	e 0.0	e 0.0	e 0.0	e 0.0	0.3	0.8
Europe n.s.	884	0.1	0.1
Mid East, N Africa, Pak	440	150.1	110.9	110.8	173.0	178.5	214.0	128.3	122.1	232.2	253.4	301.9	398.2
Afghanistan, I.R. of	512	2.0	17.1	0.4	0.1	0.0	0.4	2.9	0.7
Bahrain, Kingdom of	419	0.8	0.8	0.7	1.0	1.0	2.8	0.2	0.0	0.1
Djibouti	611	0.1	0.0	0.6	0.0
Egypt	469	11.4	0.2	0.2	0.0	0.9	0.2	0.0	0.3	2.2	1.0	0.6	1.3
Iran, I.R. of	429	0.1	0.1	2.0	1.2	1.9	0.7	34.7	15.1	16.1	49.2	27.8	49.2
Iraq	433	0.3	2.0	1.2	0.3	2.1	4.5	0.0
Jordan	439	0.1	0.0	0.2	0.0	0.6	0.4	0.2	0.6	0.6	0.7	3.4
Kuwait	443	47.1	21.0	17.8	19.0	9.5	7.4	0.1	0.1	1.1	0.1	0.1	0.6
Lebanon	446	0.0	0.0	0.0	0.1	0.1	0.2	0.0	0.3	1.7	0.8
Mauritania	682	e 0.0	0.0	0.6	0.0	0.3
Morocco	686	0.2	0.0	0.2	0.3	0.2	0.8	0.2	0.2	0.4	0.6	1.5	8.2
Oman	449	0.0	0.2	2.7	3.8	4.5	4.6	4.9	3.9	6.3	9.2	11.0
Pakistan	564	28.0	17.9	25.5	30.0	59.3	67.1	6.5	3.7	5.2	7.4	9.9	78.9
Qatar	453	1.0	0.9	1.7	3.6	3.4	6.7	4.7	0.3	1.7	0.1	0.0	0.0
Saudi Arabia	456	21.3	16.6	22.6	18.3	19.9	30.2	40.3	24.2	82.6	67.5	96.1	122.0
Sudan	732	0.0	0.0	0.0	0.3	3.0	2.6	0.5	2.6	21.0
Syrian Arab Republic	463	0.1	0.4	0.0	0.5	0.2	0.0
Tunisia	744	0.2	0.1	0.0	0.0	0.0	0.0	0.0	0.3	0.0	0.1	1.2

Myanmar (518)

In Millions of U.S. Dollars

		Exports (FOB)						Imports (CIF)					
		2012	2013	2014	2015	2016	2017	2012	2013	2014	2015	2016	2017
United Arab Emirates	466	39.4	51.1	38.1	95.1	73.6	70.5	36.0	69.9	114.4	119.0	148.6	99.7
Yemen, Republic of	474	0.1	0.2	0.5	0.5	0.1	0.2	0.2	0.6	0.1	0.0	0.1
Sub-Saharan Africa	603	109.1	28.7	11.9	14.1	25.1	176.7	5.7	6.3	19.1	21.9	13.4	45.2
Angola	614	0.1	8.1
Benin	638	0.9	0.1	0.0	0.2	0.7
Botswana	616	0.6	2.2	0.1	0.4	0.1	0.0	0.0
Burkina Faso	748	e 35.1	e 19.7	e 5.3	e 3.7	0.0	0.0	0.0
Burundi	618	0.1
Cabo Verde	624	0.1	0.1	0.0	0.0	0.1	0.1	0.3	0.7	0.0	0.0
Cameroon	622	1.5	11.8	0.9	3.2	2.8	3.6	1.0	0.4
Central African Rep.	626	0.0	0.1	0.7
Chad	628	0.1	0.0	0.0	0.0	0.3	0.0	0.0
Congo, Dem. Rep. of	636	0.0	0.5	0.0	0.0
Côte d'Ivoire	662	70.1	0.0	11.2	59.1	0.3
Eritrea	643	0.1	0.1	0.1	0.0
Eswatini, Kingdom of	734	0.1	1.1	0.2	0.4	0.6	0.4	0.4	0.1	0.0	4.2	0.5	6.1
Estonia	939	0.1	0.4	0.1	0.1	1.0
Ethiopia	644	0.0	0.2	0.0	0.1
Gabon	646	0.1	0.1	0.1
Gambia, The	648	0.1	4.5	1.2	0.1	0.7	1.4	1.9	0.3	1.3	0.1
Ghana	652	0.0	3.8	0.0	0.0	0.0
Guinea	656	0.1	6.3	26.0	0.1	0.0
Guinea-Bissau	654	0.0	0.5	0.1
Kenya	664	0.1	0.7	0.6	2.3	0.3	0.4	0.3	0.5	0.8	0.4	0.4	0.7
Liberia	668	0.0	0.0	0.3	0.1	0.0	0.0	0.0	0.2	0.6	0.0	0.0
Madagascar	674	0.0	0.1	0.6	28.5	0.0	0.0
Malawi	676	0.1	0.0	0.0	0.3
Mali	678	0.0	0.0	0.1	0.1	0.4	4.4	0.5	0.1
Mauritius	684	0.0	0.1	0.3	0.0	0.3	0.2	0.0	0.0	0.4	0.4	0.0
Mozambique	688	0.1	8.6	0.1	0.0	0.3	12.1
Namibia	728	0.2	0.0	0.0	0.1	0.5
Niger	692	0.0	0.5	0.0	0.8	0.1	0.0	0.0
Nigeria	694	0.4	0.8	0.8
Senegal	722	0.0	0.3	15.1	0.1	0.2	3.3	4.1	0.2	1.0
Seychelles	718	0.0	0.1	0.1	0.0	0.1	0.8	0.0	0.1	0.1
Sierra Leone	724	0.0	0.0	0.1	0.0	0.0	0.2	0.2	0.2	0.3	0.0
South Africa	199	2.7	3.7	4.5	2.1	2.0	16.8	2.3	0.1	0.4	1.1	5.7	10.1
Tanzania	738	0.0	0.0	0.0	0.1	0.1	0.0	0.0
Togo	742	0.5	0.3	0.1	2.8	0.3	0.0	0.1	0.0	0.0	0.2
Uganda	746	0.3	0.1	0.0	0.1	0.0	0.0	0.0	0.0	1.0	0.2
Zimbabwe	698	0.1	0.1	0.1	6.0	0.1	0.4	0.5
Africa n.s.	799	0.0	0.1	0.6	1.0	0.0	2.0
Western Hemisphere	205	15.3	22.4	26.7	88.0	45.5	43.5	12.1	55.3	40.7	54.8	256.3	329.4
Anguilla	312	0.0	0.0	0.0	0.0	0.3
Antigua and Barbuda	311	0.3	0.2	0.8	41.6	0.4	0.5	1.4	0.0
Argentina	213	3.0	7.2	1.7	2.7	3.2	5.8	4.2	1.1	2.5	6.4	11.0	9.5
Aruba	314	0.1	0.7	0.0	0.0
Bahamas, The	313	0.0	0.0	0.1
Barbados	316	e 0.0	e 0.1	e 0.1	e 0.0	e 0.0	0.8	0.0
Belize	339	0.1	0.0	0.0	0.9	1.4	13.8	18.6	117.5	5.1
Bermuda	319	0.2	0.0	0.0
Bolivia	218	0.0	0.0	2.6	3.6
Brazil	223	0.7	0.7	3.9	1.1	4.8	7.9	4.2	7.9	14.8	21.9	106.4	238.5
Chile	228	0.1	0.4	1.4	0.3	5.1	7.2	0.0	0.1	1.1	0.0	1.2	1.0
Colombia	233	2.4	0.1	1.3	1.4	1.9	1.4	0.1	0.1	0.0	0.1	5.0
Costa Rica	238	0.2	0.2	0.0	0.2	0.1	0.1	0.1
Curacao	354	0.0	0.1	0.1	1.5	0.1	0.0	0.2
Dominica	321	0.0	0.1	0.1	0.7	0.2	0.0	0.2	0.2	0.1	0.0
Dominican Republic	243	0.2	0.0	0.0	0.1	0.1	0.0	0.0
Ecuador	248	0.3	0.2	0.6	0.5	9.2	0.0	0.0	0.1	0.2	0.3	0.0

Myanmar (518)

In Millions of U.S. Dollars

		Exports (FOB)						Imports (CIF)					
		2012	2013	2014	2015	2016	2017	2012	2013	2014	2015	2016	2017
El Salvador	253	0.6	0.1	3.9
Greenland	326	0.1	0.0
Grenada	328	0.0	0.0	0.0	0.1	0.0	0.2	0.1
Guatemala	258	0.1	0.1	0.0	0.4	0.5	0.1	1.8	23.2
Haiti	263	0.0	0.0	0.2	0.0	0.0
Honduras	268	0.0	0.9	0.4	0.0	0.0	0.0
Jamaica	343	0.0	0.1	0.3	0.1	0.4	0.0	0.0	0.2	0.1	0.3	0.0	0.0
Mexico	273	2.6	9.5	13.8	79.7	9.3	9.5	0.2	2.0	0.2	0.6	3.8	18.1
Nicaragua	278	0.0	0.1	0.0	2.2
Panama	283	0.0	0.1	2.0	0.6	1.6	1.7	0.0	0.0	0.0	0.0	0.6
Paraguay	288	0.0	0.0	0.0	0.2	0.8	6.8	16.9
Peru	293	0.0	0.0	0.1	1.6	2.4	1.5	0.0	0.1
St. Lucia	362	0.1
Suriname	366	0.0	0.0	1.0	0.3	0.1	0.0	0.2	3.0	0.1	0.0
Trinidad and Tobago	369	1.1	3.5	0.1	0.0	0.0	0.0	0.0
Uruguay	298	0.3	0.1	0.4	1.3	0.1
Venezuela, Rep. Bol.	299	5.8	3.8	0.9	0.8	1.5	2.3	0.4	0.6	3.8	1.0	0.6	1.0
Western Hem. n.s.	399	0.2	0.9	0.1	0.2
Other Countries n.i.e	910	0.7	2.6	2.3	2.0	1.3	0.0	0.1	1.2	1.0	1.6	0.4
Cuba	928	0.5	0.4	0.7	0.2	0.0	0.1	0.0	0.1
Korea, Dem. People's Rep.	954	0.2	2.2	1.6	1.8	1.3	0.0	0.1	1.2	0.8	1.5	0.3
Countries & Areas n.s.	898	0.8	1.1	0.0	0.4	0.0	0.3
Memorandum Items													
Africa	605	109.5	28.7	12.3	14.6	25.3	178.2	6.2	9.6	22.5	23.5	17.6	75.8
Middle East	405	121.6	93.0	84.9	142.5	117.0	128.3	121.0	115.1	223.6	244.0	284.9	288.0
European Union	998	402.5	207.9	279.8	390.2	603.0	1,508.1	110.6	247.3	286.9	361.5	416.7	847.5
Export earnings: fuel	080	138.1	110.6	109.5	151.8	136.2	153.8	121.9	117.7	242.8	273.1	313.3	335.0
Export earnings: nonfuel	092	9,022.0	11,432.6	11,441.9	12,094.8	11,588.6	13,748.6	7,881.8	12,081.9	16,215.9	16,858.9	15,607.3	19,203.6

Namibia (728)

In Millions of U.S. Dollars

		Exports (FOB)						Imports (CIF)					
		2012	2013	2014	2015	2016	2017	2012	2013	2014	2015	2016	2017
IFS World		5,480.8	5,739.5	5,983.2	4,692.3	4,808.9	4,773.2	7,321.1	7,568.0	8,526.1	7,771.6	6,901.3	6,609.7
World	001	5,472.0	6,463.5	6,156.5	4,865.9	4,984.7	5,182.6	7,133.3	7,578.2	8,536.4	7,702.0	6,726.7	6,720.8
Advanced Economies	110	2,663.0	2,378.0	2,535.5	1,702.7	2,169.7	2,034.5	1,189.4	1,325.6	1,765.9	868.1	845.6	725.6
Euro Area	163	1,192.2	862.9	684.4	666.1	826.6	1,013.5	398.1	361.6	593.8	398.5	351.5	385.5
Austria	122	0.8	0.9	0.7	0.5	0.5	0.3	6.4	13.3	21.2	8.0	12.4	7.8
Belgium	124	439.2	174.5	77.2	69.4	151.8	241.4	45.0	21.6	31.3	32.3	25.6	19.6
Cyprus	423	6.2	1.2	0.8	1.1	3.1	9.4	0.2	5.0	0.1	0.2	0.2	27.5
Estonia	939	0.0	0.0	0.0	0.1	0.0	0.0	0.1	0.1	2.8	5.6	9.1
Finland	172	0.2	0.2	0.2	0.1	0.3	0.2	20.0	12.3	17.4	8.5	21.5	4.4
France	132	208.7	230.7	107.6	132.4	125.9	176.7	30.2	24.5	32.3	30.5	14.3	25.4
Germany	134	90.4	69.4	63.6	39.7	69.8	48.5	140.0	114.5	241.6	138.5	90.9	91.9
Greece	174	1.5	2.2	2.7	3.7	3.0	3.4	1.7	0.3	0.8	0.8	0.8	5.4
Ireland	178	10.7	10.3	1.7	0.8	2.1	8.7	2.3	4.7	2.6	11.7	2.4	19.5
Italy	136	143.8	81.6	113.2	105.8	188.4	201.1	37.2	72.4	112.1	86.3	114.8	86.7
Latvia	941	0.1	0.0	0.1	0.0	0.0	0.0	0.0	26.9	29.0	0.1	0.0	0.0
Lithuania	946	1.4	1.6	1.5	3.9	0.3	0.5	0.1	0.2	0.9	4.1	3.0	0.8
Luxembourg	137	0.0	1.4	2.2	0.8	3.0	0.4	0.1	1.0	0.4	0.0	0.0	0.7
Malta	181	0.9	1.7	0.6	0.2	0.1	0.3	0.0	0.0	0.0	0.1	0.0
Netherlands	138	37.0	43.5	50.0	74.5	27.5	53.7	80.8	31.1	33.4	40.2	17.2	16.1
Portugal	182	38.0	31.6	27.2	25.7	42.8	33.6	4.9	7.1	2.0	7.3	6.2	24.7
Slovak Republic	936	0.0	0.0	0.0	0.0	0.0	0.0	0.1	0.1	0.7	0.4	0.2	0.4
Slovenia	961	0.0	0.0	0.0	0.0	0.0	0.0	0.0	0.2	0.0	0.3
Spain	184	213.0	211.8	234.9	207.5	207.9	235.2	29.2	26.4	68.0	26.5	35.9	45.1
Australia	193	8.9	8.2	6.9	7.6	6.6	6.4	12.6	18.4	20.9	17.9	13.3	13.5
Canada	156	214.2	197.5	126.7	76.5	48.4	47.6	2.4	10.9	21.6	4.9	10.4	5.3
China,P.R.: Hong Kong	532	10.0	13.0	13.2	10.6	11.8	43.1	11.1	18.1	11.5	15.9	30.4	19.9
China,P.R.: Macao	546	0.0	0.1	0.0	0.0	0.2
Czech Republic	935	0.2	0.1	0.1	0.1	0.2	0.2	1.0	0.9	2.5	3.9	2.3	5.7
Denmark	128	12.1	124.5	3.1	1.6	2.5	1.9	8.9	122.2	31.2	6.4	5.5	7.5
Iceland	176	0.0	0.0	0.0	0.0	0.0	27.7	0.2	0.6	0.3	0.2	1.2	0.5
Israel	436	31.8	38.8	40.6	11.3	26.9	53.4	5.9	2.5	6.8	5.8	5.2	4.8
Japan	158	7.0	8.9	9.4	10.1	6.8	6.3	12.7	20.4	25.3	17.2	21.9	37.4
Korea, Republic of	542	47.7	6.4	546.7	12.7	3.0	2.8	3.2	18.0	562.2	14.7	11.0	6.5
New Zealand	196	0.4	0.9	0.1	0.0	0.1	5.4	0.9	0.2	0.6	0.4	1.0	2.8
Norway	142	4.9	64.4	3.6	5.2	150.4	131.8	18.8	29.8	3.3	2.7	169.1	3.0
Singapore	576	37.0	122.3	92.1	24.3	4.5	17.0	53.6	13.4	35.3	65.2	7.4	12.1
Sweden	144	54.0	20.5	1.5	0.3	0.3	0.7	14.1	6.2	13.0	14.8	3.5	7.1
Switzerland	146	206.9	556.8	725.2	707.6	904.5	494.0	426.8	438.8	132.2	186.8	51.0	25.0
Taiwan Prov.of China	528	2.8	2.4	7.6	10.2	3.7	5.0	1.3	3.6	5.4	4.8	5.6	4.7
United Kingdom	112	631.7	135.1	56.7	70.5	47.6	43.4	172.9	118.7	90.7	32.4	29.2	52.7
United States	111	201.2	215.5	217.5	88.0	125.9	134.4	45.1	141.3	209.4	75.5	125.9	131.2
Vatican	187	0.0	0.2	0.1
Emerg. & Dev. Economies	200	2,463.3	3,712.4	3,208.0	2,800.3	2,356.4	2,747.1	5,748.9	5,990.4	6,552.2	6,779.2	5,706.1	5,936.3
Emerg. & Dev. Asia	505	265.1	197.5	243.4	216.0	211.2	292.7	340.4	645.0	637.9	665.1	388.2	515.5
American Samoa	859	0.3	0.0	0.3	0.1	0.0	0.0
Bangladesh	513	0.0	0.1	0.0	0.1	0.0	0.0	0.1	0.1	0.1	0.4
Bhutan	514	0.0	0.0	0.0	1.8	0.2	0.0	0.0	0.0
Cambodia	522	0.0	0.4	0.1	0.0	0.0	0.0	0.0	0.0	0.1
China,P.R.: Mainland	924	147.5	143.3	178.8	157.3	163.7	248.8	287.7	235.2	336.0	493.3	197.2	345.7
F.T. New Caledonia	839	0.0	0.0	0.0	0.0	0.0	0.1
India	534	11.3	13.7	10.6	21.3	29.4	27.2	37.6	52.3	151.1	144.9	155.4	146.6
Indonesia	536	0.7	0.8	0.7	0.0	0.2	0.3	1.6	1.8	1.4	2.8	1.7	2.1
Kiribati	826	0.1	0.8	0.1	0.2	0.0
Malaysia	548	85.0	3.7	1.0	3.6	2.5	0.3	5.8	4.2	6.7	6.8	5.1	12.7
Marshall Islands	867	0.0	0.9	1.5	1.3	1.4	4.3	0.0	307.7	0.1	0.6	15.6	0.8
Mongolia	948	0.1	0.0	0.0
Philippines	566	0.2	1.9	0.5	0.0	0.0	0.1	0.5	0.4	7.6	0.7	1.2	0.3
Solomon Islands	813	0.1	e 0.0
Sri Lanka	524	0.0	0.0	0.2	0.0	0.0	0.0	0.0	0.0	0.2	0.0	0.1
Thailand	578	1.9	2.8	2.7	1.0	1.1	0.1	3.9	8.0	7.3	5.0	4.0	4.4

Namibia (728)

In Millions of U.S. Dollars

		Exports (FOB)						Imports (CIF)					
		2012	2013	2014	2015	2016	2017	2012	2013	2014	2015	2016	2017
Tuvalu	869	0.1	0.1
Vanuatu	846	0.1	1.1	3.8	1.0	1.0	0.2	119.4	0.0	0.0	0.0
Vietnam	582	4.9	15.4	28.8	19.0	4.7	2.0	0.9	0.2	1.7	1.7	0.2	1.3
Asia n.s.	598	13.1	13.4	13.3	9.2	6.9	9.1	2.3	35.0	6.5	9.1	7.6	1.0
Europe	170	11.2	10.0	39.7	7.0	5.2	12.3	16.9	51.2	135.9	182.5	182.7	528.9
Emerg. & Dev. Europe	903	8.8	6.2	37.5	4.9	4.3	4.3	5.8	47.5	129.4	122.7	145.6	518.5
Albania	914	0.0	0.1	0.0	0.0	0.1	0.0	0.1	0.0
Bosnia and Herzegovina	963	0.0	0.9	0.0	0.0	0.0	1.2	0.0
Bulgaria	918	0.3	0.3	0.1	0.1	0.0	0.0	0.7	44.9	84.7	61.9	43.4	439.9
Croatia	960	0.0	0.0	0.0	0.0	0.0	0.1	0.7	0.1	0.0	4.7	0.0	0.0
Faroe Islands	816	0.0	0.4	0.3	0.0	0.1	0.2
Gibraltar	823	0.0	0.3	30.7	0.0	0.2	0.0	32.3	6.8	0.0	0.0
Hungary	944	0.2	0.1	0.1	0.1	0.2	0.2	0.3	0.1	0.2	0.2	0.4	0.6
Kosovo	967	e 0.9	e 0.9	e 1.0	e 0.9	e 0.0	e 0.0
Poland	964	2.1	1.0	1.5	2.8	2.9	3.2	0.5	1.0	2.0	1.3	10.9	5.0
Romania	968	0.0	0.0	0.1	0.1	0.1	0.0	0.2	0.0	0.5	0.1	0.0	0.2
Serbia, Republic of	942	0.0	0.0	0.0	0.0	0.0	0.0	0.2	0.0
Turkey	186	5.2	3.2	2.6	0.9	0.6	0.4	3.4	1.4	9.6	47.8	89.4	72.7
CIS	901	2.3	3.8	2.2	2.1	0.9	8.1	11.0	3.7	6.4	59.7	37.1	10.3
Armenia	911	0.0	0.0	0.7	0.3	0.1	0.0	0.0	0.0
Azerbaijan, Rep. of	912	0.0	0.1	0.1	0.0	0.0	0.0	0.0
Belarus	913	0.0	0.0	0.0	0.0	0.0	0.0	0.1
Georgia	915	0.1	0.0	0.0	0.0	0.1	0.0	0.0	0.0
Kazakhstan	916	0.0	0.0	0.0	0.0	7.7	0.0	0.0
Russian Federation	922	2.0	3.2	1.1	1.5	0.7	7.6	2.9	3.6	6.3	42.0	35.0	9.8
Ukraine	926	0.3	0.4	0.3	0.2	0.1	0.3	0.3	0.2	0.1	17.7	2.0	0.4
Europe n.s.	884	0.1	0.1	0.1	0.0	0.0	0.0	0.1	0.0	0.0	0.0	0.1
Mid East, N Africa, Pak	440	6.2	14.8	13.9	33.6	108.8	211.3	21.4	38.0	35.0	111.9	95.2	198.8
Algeria	612	0.0	0.1	0.1	0.3	0.6	0.2	0.2	0.0	0.0
Bahrain, Kingdom of	419	0.0	0.0	0.0	0.0	0.0	0.0	2.2	2.8	0.0	19.2
Djibouti	611	0.0	0.0	0.0	0.0	0.0	0.1	0.0
Egypt	469	0.1	0.0	0.0	0.0	3.4	0.2	0.2	0.3	1.6	0.3	0.3	3.2
Iran, I.R. of	429	0.3	2.3	0.0	0.0	0.0	0.0	0.0	0.0	0.0	0.0
Jordan	439	0.5	0.0	0.1	0.1	0.0	0.2	0.0	0.0	0.0	0.0	0.0	0.0
Kuwait	443	0.0	0.1	0.1	0.1	0.0	0.2	0.3	0.1	0.0	0.0
Lebanon	446	0.1	0.5	0.2	0.1	0.3	2.3	0.0	0.0	0.0	1.4	0.0	0.0
Libya	672	0.2	1.1	1.0	0.2	0.1	0.2	0.0	0.0
Mauritania	682	0.2	0.1	0.0	0.0	0.1	0.1	0.0	0.0	0.0
Morocco	686	0.3	2.0	0.1	0.0	0.0	0.0	6.8	8.8	6.7	9.9	11.0	14.6
Oman	449	0.0	0.0	0.1	0.0	0.0	0.0	1.8	0.2	19.7	10.7
Pakistan	564	0.1	0.0	0.4	0.0	0.0	0.1	0.4	0.3	0.5	1.3	0.1	1.0
Qatar	453	0.1	0.0	0.1	0.0	0.2	0.1	0.0	0.0	0.0	0.1	0.1
Saudi Arabia	456	0.6	0.3	0.3	2.5	0.8	0.6	0.3	3.9	4.8	47.0	15.1	47.6
Sudan	732	0.0	0.1	0.0	0.0	0.1	0.2	0.0	0.0	0.0	0.0	0.0
Tunisia	744	0.4	0.0	1.0	0.3	0.3	0.4	0.6	1.1
United Arab Emirates	466	3.5	7.5	11.3	29.9	103.1	207.0	12.4	21.9	18.5	48.5	48.1	101.2
West Bank and Gaza	487	e 0.2	e 0.2	e 0.0	e 0.1	e 0.1	0.0	0.0
Sub-Saharan Africa	603	2,164.5	3,469.5	2,629.4	2,536.2	2,017.4	2,219.2	5,345.8	5,175.5	5,310.1	5,519.4	4,672.7	4,501.8
Angola	614	500.9	466.2	435.8	206.8	99.6	58.9	3.8	3.8	12.7	35.6	6.2	3.9
Benin	638	0.0	0.5	3.5	0.0	2.0	1.9	0.0	0.0	0.1	0.0
Botswana	616	364.7	868.6	993.8	1,032.7	676.8	632.9	113.3	186.1	177.8	180.8	456.2	409.9
Burkina Faso	748	1.3	0.0	0.0	0.0	0.0
Cameroon	622	8.0	8.9	2.6	1.5	0.3	1.5	0.0	0.1	0.0	0.0	0.1
Central African Rep.	626	0.5	0.3	1.1	0.0	0.0
Comoros	632	0.0	0.3	0.4	0.2	0.5	1.2	0.0	0.0	0.1
Congo, Dem. Rep. of	636	99.8	147.7	104.5	127.6	81.7	115.3	1.5	21.4	219.1	144.3	21.8	2.9
Congo, Republic of	634	2.5	1.1	7.5	2.0	0.6	0.1	0.1	0.2	0.0	0.0	0.0	0.0
Côte d'Ivoire	662	0.1	0.1	0.5	4.3	0.2	22.3	1.1	0.1	0.2	0.1	9.9	0.1
Equatorial Guinea	642	0.0	1.2	2.2	0.0	0.0	0.0	0.1	0.0
Eswatini, Kingdom of	734	1.7	1.4	30.9	0.6	0.7	0.9	20.2	17.5	24.2	20.6	19.4	19.9

Namibia (728)

In Millions of U.S. Dollars

		Exports (FOB)						Imports (CIF)					
		2012	2013	2014	2015	2016	2017	2012	2013	2014	2015	2016	2017
Estonia	939	0.0	0.0	0.0	0.1	0.0	0.0	0.1	0.1	2.8	5.6	9.1
Ethiopia	644	0.0	0.0	0.2	0.0	0.0	0.2	0.0	0.1	0.0	0.6	0.2
Gabon	646	0.9	0.5	0.6	0.1	0.0	0.0	1.2	0.0	0.0	0.0	0.0
Ghana	652	8.5	1.4	0.5	0.3	1.9	0.3	26.4	8.7	0.5	0.1	0.2	0.0
Guinea	656	0.0	0.0	0.2	0.0	1.5	0.0	0.1	0.6	1.8
Kenya	664	0.1	3.6	0.4	1.1	1.2	0.6	0.9	0.3	1.7	0.3	0.5	2.2
Lesotho	666	1.8	0.7	0.5	0.2	0.3	0.4	0.1	0.7	0.8	0.8	0.3	0.9
Liberia	668	0.0	0.8	1.0	0.4	0.5	0.1	0.0	0.0	0.0	0.0	6.3
Madagascar	674	0.2	0.0	0.0	0.0	0.0	0.1	0.0	0.0	0.2
Malawi	676	2.7	10.5	1.8	0.6	0.7	1.1	0.1	0.1	0.1	0.1	0.1	0.2
Mali	678	0.1	0.0	0.0	2.5	0.2	0.0	0.0	0.0	0.0	0.0
Mauritius	684	0.6	1.0	1.3	3.0	2.9	2.2	4.7	3.9	4.3	3.0	2.7	8.4
Mozambique	688	32.8	65.7	54.2	26.8	39.5	19.8	33.7	2.4	0.5	55.9	14.0	9.2
Niger	692	0.0	1.4	1.7	0.5	0.0	0.0	0.0	0.0	0.0	0.0	0.0
Nigeria	694	6.2	11.5	5.8	2.4	8.4	13.8	0.2	0.2	0.1	2.2	11.5	0.1
São Tomé & Príncipe	716	0.2	0.2	0.0	0.1	0.0
Senegal	722	0.1	0.1	0.1	0.0	0.1	1.2	0.1	0.0	0.2	0.2	0.3	0.7
Seychelles	718	0.0	0.0	0.4	0.8	0.4	0.5	0.1	0.0	0.5	1.3	0.1
Sierra Leone	724	0.0	0.1	0.4	0.5	0.0	0.7	2.4	0.0	0.0	0.0
South Africa	199	933.4	1,690.9	777.5	903.0	772.4	1,128.8	4,968.6	4,677.9	4,774.8	4,900.0	3,843.1	3,706.2
Tanzania	738	74.1	10.2	1.9	4.6	2.7	0.5	53.6	88.3	37.2	0.6	0.4	1.7
Togo	742	0.0	0.0	0.0	0.1	0.0	0.0	0.0	0.0	0.7	7.3
Uganda	746	0.2	0.2	0.0	0.3	0.0	0.0	0.4	0.1	0.3	0.0	4.3	0.1
Zambia	754	78.4	126.2	164.3	189.2	303.1	189.5	110.9	156.5	48.8	164.8	277.6	317.1
Zimbabwe	698	44.9	49.4	34.3	22.8	20.1	23.0	5.7	2.6	4.7	4.0	1.6	2.2
Africa n.s.	799	0.8	1.0	5.3	0.0	0.0
Western Hemisphere	205	16.4	20.5	281.5	7.4	13.7	11.5	24.4	80.7	433.3	300.3	367.3	191.3
Antigua and Barbuda	311	0.6	0.3	0.4	0.3	0.3	0.1	0.0	0.0	3.7	0.0
Argentina	213	0.6	0.1	0.0	0.1	0.1	0.0	7.4	4.4	4.2	2.0	6.6	4.5
Bahamas, The	313	0.4	7.7	225.5	1.4	3.3	1.2	0.8	295.7	167.3	161.3	1.8
Belize	339	5.8	2.3	1.1	0.5	0.5	0.2	0.0	0.0	9.5	0.0	7.8	0.0
Bermuda	319	0.0	0.1	0.0	0.0	0.0	0.0
Brazil	223	0.7	0.4	43.0	0.3	1.0	1.2	11.7	8.2	13.4	10.3	4.5	39.2
Chile	228	0.8	0.2	1.1	0.4	0.1	0.1	0.4	0.1	24.1	18.1	52.0	0.7
Colombia	233	0.1	0.0	0.0	0.0	0.0	0.0	0.0	0.2	0.0	0.0	0.0
Curacao	354	0.1	0.0	0.1	0.0	0.0	0.0	0.0	0.0	0.0
Dominica	321	0.2	0.0	0.0	0.1
Dominican Republic	243	0.2	0.2	0.1	0.0	0.2	0.2	0.2	0.0	0.0	0.0
Ecuador	248	0.0	0.2	0.4	0.0	0.1	0.0	0.5
El Salvador	253	0.0	0.0	0.2	0.1	0.0	0.0
Falkland Islands	323	0.0	1.3	1.2	0.3	0.4	0.7	2.3	13.6	9.2	8.6	24.5	7.2
Grenada	328	0.0	0.0	0.0	0.0	0.1
Haiti	263	0.1	0.0	0.5	0.4	0.0
Jamaica	343	0.0	0.0	0.0	0.0	0.0	0.0	0.2	0.0	0.0	0.0	0.0	0.0
Mexico	273	0.3	0.0	0.0	0.0	0.1	0.7	0.1	0.0	2.7	4.8	7.0	13.2
Panama	283	4.2	5.9	6.4	1.4	5.3	2.1	0.1	3.4	43.1	1.2	11.4	7.7
Peru	293	0.0	0.1	1.1	0.0	0.0	0.0	49.9	26.1	87.0	84.4	114.9
St. Kitts and Nevis	361	0.0	0.3	0.5	0.4	0.3	0.2	0.0	0.0
St. Vincent & Grens.	364	0.7	1.3	0.9	0.2	1.0	0.1	0.1	7.2
Trinidad and Tobago	369	0.0	0.0	0.0	0.0	0.0	0.0	0.2	0.1	0.0
Uruguay	298	1.6	0.2	0.2	0.0	0.1	3.8	0.8	0.7	0.6	0.5	0.5	0.0
Venezuela, Rep. Bol.	299	0.0	0.0	0.0	0.0	0.0	0.2	0.0	0.0
Western Hem. n.s.	399	0.5	0.5	0.5	0.4	0.4	0.4	0.0	0.1	0.2	0.1	0.1	1.4
Other Countries n.i.e	910	0.2	0.1	0.1	0.0	0.0	0.0	3.3	0.6	0.2	0.1	0.0	0.0
Cuba	928	0.2	0.1	0.1	0.0	0.0	0.0	3.3	0.6	0.0	0.1	0.0	0.0
Korea, Dem. People's Rep.	954	0.0	0.0	0.0	0.0	0.0	0.2	0.0	0.0
Countries & Areas n.s.	898	345.5	373.0	412.9	362.9	458.6	400.9	191.7	261.5	218.1	54.6	174.9	58.9
Memorandum Items													
Africa	605	2,164.8	3,472.3	2,629.8	2,536.6	2,018.2	2,219.7	5,353.6	5,184.9	5,317.2	5,529.6	4,684.3	4,517.6
Middle East	405	5.7	12.0	13.1	33.2	108.0	210.7	13.2	28.2	27.4	100.3	83.5	182.0

Namibia (728)

In Millions of U.S. Dollars

		Exports (FOB)						Imports (CIF)					
		2012	2013	2014	2015	2016	2017	2012	2013	2014	2015	2016	2017
European Union	998	1,892.7	1,144.5	747.6	741.7	880.4	1,063.2	597.3	655.8	818.6	524.2	446.6	904.2
Export earnings: fuel	080	517.5	495.2	466.0	246.0	214.1	288.7	28.2	37.0	45.3	178.7	135.8	193.1
Export earnings: nonfuel	092	4,954.6	5,968.4	5,690.5	4,620.0	4,770.6	4,893.9	7,105.1	7,541.1	8,491.2	7,523.3	6,590.9	6,527.7

Nauru (836)

In Millions of U.S. Dollars

		Exports (FOB)						Imports (CIF)					
		2012	2013	2014	2015	2016	2017	2012	2013	2014	2015	2016	2017
IFS World	
World	001	93.4	83.1	50.6	43.9	18.5	38.0	51.8	164.5	147.0	87.8	49.9	51.1
Advanced Economies	110	67.0	56.7	21.3	16.7	17.6	22.2	40.0	147.2	106.4	57.3	42.4	40.3
Euro Area	163	0.0	0.0	0.5	0.3	0.1	0.1	0.1	0.4	1.1	0.6	0.3	0.1
Austria	122	e 0.0	e 0.1	e 0.0	e 0.0	e 0.0	e 0.0
Belgium	124	e 0.0	e 0.0	e 0.0	e 0.7	e 0.0
France	132	e 0.0	e 0.0	e 0.0	e 0.0	e 0.0	e 0.0	e 0.1	e 0.0	e 0.4	e 0.4	e 0.0	e 0.0
Ireland	178	e 0.0	e 0.0	e 0.0	e 0.1	e 0.1
Italy	136	e 0.0	e 0.0	e 0.0	e 0.2	e 0.0	e 0.1	e 0.0	e 0.1	e 0.0
Netherlands	138	e 0.0	e 0.0	e 0.0	e 0.0	e 0.0	e 0.0	e 0.0	e 0.3	e 0.0	e 0.0
Slovenia	961	e 0.5
Australia	193	e 8.9	e 14.6	e 5.2	e 10.9	e 4.7	e 5.9	e 27.9	e 139.0	e 90.2	e 52.9	e 35.9	e 34.1
Canada	156	e 0.1	e 0.3	e 0.0	e 0.3	e 0.2	e 0.1	e 0.0	e 0.2	e 0.0	e 0.4
China,P.R.: Hong Kong	532	e 0.0	e 0.0	e 0.0	e 0.0	e 0.0	e 0.1	e 0.2	e 0.4	e 0.4	e 0.4	e 0.4	e 0.2
Japan	158	e 3.1	e 3.5	e 3.2	e 4.2	e 4.5	e 6.2	e 0.5	e 1.3	e 1.5	e 0.1	e 2.2	e 0.3
Korea, Republic of	542	e 40.7	e 21.8	e 3.6	e 0.1	e 3.9	e 5.1	e 0.0	e 0.2	e 0.2	e 0.2	e 0.3	e 0.2
New Zealand	196	e 13.6	e 14.8	e 8.0	e 0.0	e 3.0	e 2.2	e 1.2	e 2.1	e 1.0	e 0.3	e 1.2	e 2.0
Singapore	576	e 0.1	e 0.8	e 0.1	e 0.0	e 0.0	e 1.2	e 4.3	e 1.0	e 0.6	e 0.3	e 1.2	e 2.7
Taiwan Prov. of China	528	e 0.0	e 0.1	e 0.0	e 0.0	e 0.1	e 3.3	e 1.9	e 10.2	e 0.2	e 0.2	e 0.0
United Kingdom	112	e 0.1	e 0.2	e 0.1	e 0.2	e 0.0	e 0.0	e 0.1	e 0.2	e 0.2	e 0.2	e 0.2	e 0.0
United States	111	e 0.4	e 0.6	e 0.5	e 0.5	e 1.0	e 1.5	e 2.3	e 0.8	e 0.9	e 1.8	e 0.5	e 0.2
Emerg. & Dev. Economies	200	26.4	26.4	29.3	27.2	1.0	15.8	11.7	17.4	40.7	30.6	7.5	10.8
Emerg. & Dev. Asia	505	24.9	4.6	5.3	10.4	0.4	0.6	11.6	17.3	40.5	27.3	7.1	10.8
Cambodia	522	e 0.1
China,P.R.: Mainland	924	e 0.1	e 0.0	e 0.0	e 0.1	e 0.0	e 0.2	e 1.0	e 1.1	e 2.9	e 5.2	e 1.7	e 0.4
Fiji	819	e 0.1	e 0.0	e 0.2	e 0.0	e 0.0	e 0.0	e 9.0	e 14.8	e 36.1	e 20.6	e 4.0	e 4.8
India	534	e 24.7	e 4.5	e 4.9	e 10.2	e 0.0	e 0.0	e 0.2	e 0.2	e 0.0	e 0.0	e 4.1
Indonesia	536	e 0.0	e 0.1	e 0.1	e 0.0	e 0.1	e 0.3	e 0.4	e 0.4	e 0.5	e 0.3	e 0.3
Kiribati	826	e 0.0	e 0.0	e 0.1	e 0.0	e 0.1	e 0.3	e 0.3
Malaysia	548	e 0.0	e 0.1	e 0.5	e 0.3	e 0.3	e 0.4	e 0.2	e 0.3
Myanmar	518	e 0.0	e 0.0	e 0.0	e 0.1	e 0.1
Philippines	566	e 0.0	e 0.0	e 0.0	e 0.2	e 0.0	e 0.1	e 0.0
Solomon Islands	813	e 0.5	e 0.2	e 0.4	e 0.4	e 0.3	e 0.5
Thailand	578	e 0.0	e 0.0	e 0.0	e 0.1	e 0.0	e 0.0	e 0.0	e 0.1	e 0.2	e 0.1	e 0.1	e 0.1
Europe	170	0.1	0.1	0.1	0.3	0.1	0.3	0.0	0.0	0.0	3.2	0.0	0.0
Emerg. & Dev. Europe	903	0.1	0.1	0.0	0.1	0.1	0.0	0.0	0.0	0.0	0.0	0.0	0.0
Poland	964	e 0.0	e 0.1
Serbia, Republic of	942	e 0.0	e 0.1	e 0.0	e 0.0	e 0.0	e 0.0
Turkey	186	e 0.1	e 0.0	e 0.0	e 0.0	e 0.1	e 0.0	e 0.0	e 0.0
CIS	901	0.0	0.0	0.1	0.2	0.1	0.2	3.2
Kazakhstan	916	e 0.0	e 0.0	e 0.1	e 0.2	e 0.1	e 0.0
Kyrgyz Republic	917	e 0.2
Russian Federation	922	e 0.0	e 0.0	e 0.0	e 0.0	e 0.0	e 3.2
Mid East, N Africa, Pak	440	0.9	0.4	0.3	0.1	0.1	0.1	0.0	0.0	0.0	0.0	0.4
Bahrain, Kingdom of	419	e 0.0	e 0.1	e 0.2	e 0.0	e 0.0	e 0.0	e 0.0
Kuwait	443	e 0.3	e 0.3	e 0.0	e 0.0	e 0.0	e 0.0
Pakistan	564	e 0.2	e 0.0	e 0.0	e 0.0
Qatar	453	e 0.4	e 0.0	e 0.0
Saudi Arabia	456	e 0.1	e 0.1	e 0.0
Tunisia	744	e 0.0	e 0.0	e 0.0	e 0.0	e 0.4
Sub-Saharan Africa	603	0.3	21.0	22.3	16.4	0.4	14.7	0.1	0.0	0.1	0.0	0.0
Angola	614	e 0.2	e 0.1	e 0.5	e 0.0	e 0.0	e 0.0
Mauritius	684	e 0.1	e 0.0	e 0.0
Mozambique	688	e 0.0	e 0.1	e 0.0	e 0.0	e 0.0
Nigeria	694	e 20.8	e 21.7	e 16.2	e 14.6
Senegal	722	e 0.0	e 0.0	e 0.0	e 0.1	e 0.0	e 0.0	e 0.1	e 0.0	e 0.0
South Africa	199	e 0.1	e 0.0	e 0.0	e 0.0	e 0.0	e 0.0	e 0.0	e 0.0
Tanzania	738	e 0.0	e 0.0	e 0.2	e 0.0	e 0.0	e 0.0
Zambia	754	e 0.0	e 0.1	e 0.1	e 0.0

Nauru (836)

In Millions of U.S. Dollars

		Exports (FOB)						Imports (CIF)					
		2012	2013	2014	2015	2016	2017	2012	2013	2014	2015	2016	2017
Western Hemisphere	205	0.1	0.2	1.3	0.1	0.0	0.1	0.1	0.0	0.0
Bahamas, The	313	e 1.1
Colombia	233	e 0.0	e 0.1	e 0.0	e 0.0
Costa Rica	238	e 0.0	e 0.0	e 0.0	e 0.0	e 0.0	e 0.0	e 0.1	e 0.0
Mexico	273	e 0.0	e 0.0	e 0.0	e 0.1	e 0.0	e 0.0
Suriname	366	e 0.1
Memorandum Items													
Africa	605	0.3	21.0	22.3	16.4	0.4	14.7	0.1	0.0	0.1	0.0	0.4	0.0
Middle East	405	0.7	0.4	0.3	0.1	0.1	0.1	0.0	0.0	0.0
European Union	998	0.1	0.3	0.6	0.7	0.1	0.1	0.3	0.6	1.3	0.9	0.5	0.2
Export earnings: fuel	080	0.9	21.4	22.6	16.5	0.1	14.7	0.0	0.0	3.2
Export earnings: nonfuel	092	92.4	61.6	28.0	27.4	18.4	23.3	51.8	164.5	147.0	84.6	49.9	51.1

Nepal (558)

In Millions of U.S. Dollars

		Exports (FOB)						Imports (CIF)					
		2012	2013	2014	2015	2016	2017	2012	2013	2014	2015	2016	2017
IFS World		871.6	827.1	943.0	5,418.8	5,986.9	7,322.8
World	001	904.5	895.2	938.9	691.9	757.3	769.3	6,042.7	6,481.0	7,620.9	6,633.8	8,906.0	10,088.5
Advanced Economies	110	161.8	199.1	211.4	185.7	259.3	217.1	404.4	467.6	540.2	721.7	702.3	872.4
Euro Area	163	59.6	70.5	72.3	58.1	66.3	66.7	97.3	120.0	144.6	217.7	167.2	281.8
Austria	122	1.5	2.8	1.9	1.7	2.3	2.1	2.5	2.7	9.9	3.2	3.7	5.8
Belgium	124	2.0	2.6	3.0	1.9	2.7	2.8	5.3	7.6	7.6	7.8	9.6	19.4
Cyprus	423	0.0	0.0	0.0	0.0	0.0	0.0	0.0	0.0	0.0	0.1	0.1	0.3
Estonia	939	0.0	0.0	0.0	0.0	0.0	0.0	0.0	0.0	0.0	0.0	0.0	0.1
Finland	172	0.4	0.6	1.0	0.8	0.8	1.0	5.2	1.6	4.5	2.7	3.0	2.8
France	132	10.5	12.5	12.4	10.1	11.6	11.1	26.4	17.2	19.3	74.5	66.4	155.3
Germany	134	29.5	33.5	32.3	26.8	29.4	29.1	32.7	39.4	55.9	88.8	41.6	51.9
Greece	174	0.3	0.5	0.4	0.2	0.3	0.2	0.1	0.1	0.2	0.2	0.5	0.4
Ireland	178	0.2	0.3	0.2	0.2	0.2	0.3	3.0	2.2	3.4	2.3	3.4	3.6
Italy	136	8.2	9.6	11.9	9.0	10.9	12.1	10.0	24.0	23.3	15.5	13.0	14.3
Latvia	941	0.0	0.0	0.1	0.0	0.0	0.1	0.2	0.2	0.2	0.2	0.2	0.2
Lithuania	946	0.0	0.0	0.0	0.1	0.1	0.1	2.0	0.7	0.1	0.1	0.4	2.1
Luxembourg	137	0.0	0.1	0.1	0.0	0.0	0.2	0.2	0.9	0.5	0.1	0.1	0.3
Malta	181	0.0	0.0	0.0	0.0	0.0	0.0	0.2	0.1	0.1	0.4	0.3	0.2
Netherlands	138	4.0	4.3	4.7	3.6	4.1	4.0	6.1	13.9	13.6	12.8	15.9	17.6
Portugal	182	0.4	0.4	0.2	0.2	0.4	0.4	0.1	1.0	0.3	0.4	0.3	1.0
Slovak Republic	936	0.0	0.1	0.1	0.0	0.1	0.2	0.4	0.1	0.6	0.6	0.5	0.3
Slovenia	961	0.2	0.3	0.4	0.3	0.3	0.3	0.1	0.6	0.1	0.2	0.1	0.2
Spain	184	2.4	2.8	3.6	3.1	3.0	2.8	2.7	7.5	5.0	7.7	8.0	6.3
Australia	193	3.7	5.3	5.8	5.0	5.8	6.5	23.6	24.1	26.0	35.8	46.1	51.3
Canada	156	7.1	8.3	8.7	7.0	8.3	8.3	12.5	30.1	35.8	59.4	49.5	86.5
China,P.R.: Hong Kong	532	2.6	2.7	1.3	1.4	1.6	1.2	1.5	1.5	2.8	2.4	19.8	18.8
Czech Republic	935	0.6	0.7	0.8	0.6	1.4	0.9	2.0	2.0	7.5	9.5	3.8	11.6
Denmark	128	1.8	2.6	2.3	2.1	3.0	3.2	1.0	1.6	3.7	3.3	4.8	6.1
Iceland	176	0.0	0.1	0.0	0.1	0.1	0.2	0.6	0.2	0.0	0.0	0.0	0.0
Israel	436	0.2	0.3	0.2	2.2	0.2	0.2	7.5	7.7	7.8	5.1	12.6	9.5
Japan	158	9.0	10.9	11.4	8.4	11.2	9.7	53.0	58.6	54.5	52.4	84.2	55.6
Korea, Republic of	542	0.5	1.1	1.1	0.6	1.3	1.6	50.4	44.7	44.3	41.4	59.3	93.0
New Zealand	196	0.3	0.3	0.4	0.3	0.7	0.6	8.7	8.8	12.5	11.8	12.6	8.4
Norway	142	0.5	1.0	2.1	1.8	1.6	1.8	1.1	1.3	1.0	1.3	1.3	1.3
Singapore	576	1.2	1.3	1.4	1.2	36.5	1.9	26.6	40.6	38.9	28.7	36.5	44.8
Sweden	144	0.9	1.1	1.1	1.0	1.2	1.2	6.1	3.1	8.2	4.9	10.5	5.9
Switzerland	146	1.9	3.2	3.2	3.1	5.6	3.3	19.2	20.0	26.5	111.7	48.5	40.4
Taiwan Prov. of China	528	1.8	2.0	3.2	1.9	1.7	2.0	25.2	29.3	30.8	21.7	27.5	50.7
United Kingdom	112	13.7	19.5	20.6	20.7	24.7	25.4	18.8	17.8	21.4	18.7	22.7	24.7
United States	111	56.5	68.2	75.4	70.4	88.5	82.6	49.4	56.1	74.0	96.0	95.2	81.9
Emerg. & Dev. Economies	200	709.7	664.6	690.9	474.9	470.0	524.8	5,638.3	6,013.2	7,080.7	5,912.1	8,184.1	9,019.2
Emerg. & Dev. Asia	505	680.3	626.8	643.4	447.9	435.1	461.4	4,940.8	5,124.0	6,321.1	5,294.6	7,535.9	8,302.2
American Samoa	859	0.0	0.1	0.1	0.0	0.0	0.0	0.0
Bangladesh	513	37.9	17.1	18.6	6.8	12.9	9.8	21.8	16.1	24.0	24.8	47.2	38.9
Bhutan	514	8.0	0.9	1.2	1.5	0.8	0.5	3.1	2.5	5.2	3.1	5.4	8.3
Brunei Darussalam	516	0.0	0.0	0.0	0.0	0.0	0.0	0.0	0.3	0.0	0.7	0.0
Cambodia	522	0.0	0.0	0.0	0.1	0.0	0.0	0.1	0.0	0.0	0.1	0.2	0.2
China,P.R.: Mainland	924	21.9	20.2	28.0	11.5	18.1	22.3	696.6	603.6	939.5	920.0	1,247.2	1,267.4
F.T. New Caledonia	839	0.1	0.1	0.1	0.1	0.1	0.1	0.0	0.0	0.0	0.0	0.0	0.0
India	534	601.2	578.1	584.1	419.1	394.6	420.2	3,935.5	4,103.8	4,935.2	4,008.2	5,816.2	6,519.7
Indonesia	536	0.1	0.1	0.1	0.1	0.0	0.0	93.4	181.0	157.5	118.1	110.9	121.4
Lao People's Dem. Rep.	544	0.8	0.5	0.0	0.0	0.0	0.0	0.1	0.8	1.5	0.0	0.0
Malaysia	548	0.9	2.3	3.5	2.9	2.8	2.6	55.2	52.8	72.8	58.2	72.8	86.5
Maldives	556	0.0	0.3	0.1	0.0	0.0	0.0	0.0	0.0	0.1	0.0	0.0
Mongolia	948	0.0	0.1	0.0	0.0	0.0	0.0	0.1	0.1	0.1	0.1	0.0	0.1
Myanmar	518	0.0	0.0	0.0	0.0	0.1	0.0	2.9	8.8	14.5	9.9	20.8	32.6
Papua New Guinea	853	0.0	0.0	0.0	0.0	0.0	0.2
Philippines	566	0.1	0.1	0.1	0.0	0.2	0.1	2.4	2.3	2.6	2.6	3.6	5.9
Solomon Islands	813	0.0	0.1	0.0	0.0
Sri Lanka	524	0.2	0.0	0.0	0.4	0.0	0.1	1.6	1.4	1.9	1.9	1.5	2.1

Nepal (558)

In Millions of U.S. Dollars

		Exports (FOB)						Imports (CIF)					
		2012	2013	2014	2015	2016	2017	2012	2013	2014	2015	2016	2017
Thailand	578	5.3	4.1	2.6	1.7	1.3	0.4	88.5	91.9	86.6	83.2	110.1	108.0
Vietnam	582	3.7	2.8	4.8	3.6	3.9	5.2	18.0	33.7	55.0	42.4	68.9	91.0
Asia n.s.	598	21.7	25.8	24.8	20.4	30.4	20.4
Europe	170	11.5	13.8	19.3	13.5	29.2	50.2	104.2	75.3	72.1	124.5	101.9	123.2
Emerg. & Dev. Europe	903	10.2	12.3	18.2	13.2	28.6	48.4	7.2	7.8	11.5	46.8	31.5	39.3
Albania	914	0.0	0.1	0.2	0.0
Bosnia and Herzegovina	963	0.0	0.0	0.0	0.0	0.0	0.0	0.0	0.0	0.0	0.1
Bulgaria	918	0.0	0.0	0.1	0.0	0.1	0.0	0.3	0.9	0.5	1.3	3.2	0.8
Croatia	960	0.2	0.1	0.2	0.1	0.1	0.1	0.0	0.0	0.0	0.5	0.0	0.1
Hungary	944	0.2	0.3	0.7	0.1	0.7	0.3	0.6	0.4	1.4	0.5	1.4	0.7
Montenegro	943	e 0.0	e 0.0	e 0.0	e 0.0	e 0.0	7.1	0.0
Poland	964	0.1	0.1	0.2	0.1	0.1	0.2	0.9	2.2	1.8	2.6	2.7	4.1
Romania	968	0.0	0.1	0.1	0.1	0.1	0.1	0.2	0.1	0.2	0.9	0.6	1.0
Serbia, Republic of	942	0.0	0.0	0.0	0.1	0.0
Turkey	186	9.6	11.6	16.9	12.6	27.5	47.5	5.2	3.9	7.6	41.0	16.5	32.5
CIS	901	1.3	1.5	1.1	0.3	0.6	1.9	94.8	61.6	58.4	77.5	59.3	73.6
Belarus	913	0.0	0.0	0.0	0.0	0.0	0.0	0.0	3.2	0.0	0.6
Georgia	915	0.0	0.1	0.0	0.0	0.0	0.0	0.0	0.0	0.1	0.0	0.0
Kazakhstan	916	0.1	0.0	0.0	0.0	0.0	0.0	2.5	0.0	0.3	0.0	0.0	0.0
Moldova	921	0.0	0.0	0.4	0.5	0.5	0.0	0.0	0.6
Russian Federation	922	0.8	0.7	0.9	0.2	0.4	1.8	23.7	17.8	10.0	46.2	7.3	11.4
Ukraine	926	0.5	0.7	0.1	0.0	0.1	0.1	68.2	34.9	47.4	28.2	51.3	60.8
Uzbekistan	927	0.0	0.1	8.4	0.0	0.5	0.1
Europe n.s.	884	2.2	6.0	2.2	0.1	11.1	10.3
Mid East, N Africa, Pak	440	14.2	18.8	25.1	11.5	3.3	11.5	435.0	463.9	496.5	340.4	312.3	325.1
Afghanistan, I.R. of	512	3.6	12.1	15.8	9.1	0.3	0.0	0.0	0.2	0.1	0.1	0.8	0.0
Algeria	612	0.1	0.0	0.0	0.0	0.0	0.0	0.1
Bahrain, Kingdom of	419	0.4	0.0	0.1	0.1	0.1	0.0	0.8	0.7	0.1	0.3	0.6	9.7
Djibouti	611	0.0	0.2	0.0	0.0	0.2	0.1
Egypt	469	0.0	0.0	0.0	0.0	0.0	0.2	7.9	6.5	10.9	12.7	17.9	25.9
Iran, I.R. of	429	0.0	0.1	0.3	0.4	0.0	3.0	0.3	0.4	0.3	0.1	0.0
Iraq	433	0.0	0.0	0.0	0.0	0.0	0.1	0.0	0.0	0.0	0.1
Jordan	439	0.0	0.0	0.0	0.0	0.0	0.0	0.1	0.9	0.3	0.3	11.5	2.8
Kuwait	443	0.1	0.1	0.2	0.1	0.2	0.8	0.4	0.9	0.2	0.3	0.5	0.4
Lebanon	446	0.3	0.1	0.2	0.1	0.2	0.1	0.2	0.2	0.0	0.3	0.0	0.2
Libya	672	0.0	0.1	0.0	0.0
Mauritania	682	0.0	0.0	0.0	0.1
Morocco	686	0.0	0.0	0.1	0.0	0.0	0.0	0.3	0.5	0.1	0.0	0.3
Oman	449	0.0	0.0	0.0	0.0	0.0	3.1	2.2	2.4	0.7	1.4	3.5
Pakistan	564	2.1	1.3	0.6	0.2	1.0	0.9	2.6	3.9	3.5	3.6	3.6	11.8
Qatar	453	0.9	0.8	0.8	0.0	0.1	0.1	8.8	10.2	8.2	3.7	3.1	5.8
Saudi Arabia	456	0.1	0.1	0.2	0.1	0.1	0.2	33.6	45.7	51.7	49.9	62.4	89.0
Sudan	732	2.8	0.0	2.8	0.0	0.0	0.0	0.0	0.0	0.0	1.5	0.0	0.3
Syrian Arab Republic	463	0.0	0.0	0.0	0.0	0.7	0.0	0.0	0.0	0.0
Tunisia	744	0.0	0.0	0.0	0.1	0.1	0.1	0.2	0.0	0.1
United Arab Emirates	466	3.7	4.1	4.0	1.7	0.9	8.1	374.2	391.1	417.8	266.3	210.0	175.1
Yemen, Republic of	474	0.0	0.3	0.0	0.5	0.1	0.0	0.0
Sub-Saharan Africa	603	1.2	3.1	1.4	0.6	0.9	0.7	6.8	36.5	27.6	30.4	56.2	75.1
Angola	614	e 0.0	e 0.0	0.0	0.1	0.1	0.0
Benin	638	0.0	0.0	0.4	1.6
Burundi	618	0.0	0.2	0.0
Cameroon	622	0.0	0.2	0.1	0.2	0.0	0.1	0.0
Comoros	632	0.3	0.1	0.1	0.0	0.2	0.1
Congo, Republic of	634	0.0	0.0	0.0	0.0	0.0	0.0	0.0	0.3	0.0
Eswatini, Kingdom of	734	0.0	2.4
Estonia	939	0.0	0.0	0.0	0.0	0.0	0.0	0.0	0.0	0.0	0.0	0.0	0.1
Ethiopia	644	0.0	0.0	0.0	0.0	0.0	0.0	0.1	0.6	1.9	2.4
Ghana	652	0.0	0.0	0.0	0.0	0.0	0.0	0.0	0.1	0.5	0.7
Guinea	656	1.0	0.0	0.2	0.0
Kenya	664	0.1	0.1	0.0	0.0	0.0	0.1	0.3	0.0	0.2	0.2	0.6	0.1

Nepal (558)

In Millions of U.S. Dollars

		Exports (FOB)						Imports (CIF)					
		2012	2013	2014	2015	2016	2017	2012	2013	2014	2015	2016	2017
Liberia	668	0.0	0.0	0.1	0.0	0.0	0.0	0.0	0.0	5.5	0.5
Madagascar	674	0.0	0.0	0.2	0.5	0.5	0.5	0.8	0.5
Malawi	676	0.0	0.0	0.0	0.0	0.0	0.3	2.4
Mali	678	0.0	1.7	0.5	0.1	0.0	0.0	0.0	0.0	0.0	1.7	0.1
Mauritius	684	0.0	0.0	0.0	0.0	0.1	0.1	0.0	0.0	0.0	0.0	0.1
Mozambique	688	0.0	0.0	0.0	0.0	4.8	4.6	1.6	2.4	5.4
Namibia	728	0.0	0.0	0.0	0.0	0.0	0.0	0.0	0.1	0.1	0.0	0.2
Niger	692	0.0	0.0	0.0	0.0	0.0	0.0	0.3	0.0
Nigeria	694	0.0	0.1	0.1	0.0	0.0	0.1	0.1	0.1	0.0	0.1	3.1
Seychelles	718	0.1	0.0	0.0	0.0	0.2	0.6
Sierra Leone	724	0.0	0.0	0.0	0.0	0.0	0.0	0.0	0.0	0.1	0.0
South Africa	199	0.7	0.7	0.5	0.4	0.6	0.5	4.6	30.0	17.1	27.1	36.7	56.6
Tanzania	738	0.0	0.0	0.0	0.0	0.0	0.0	0.0	0.2	0.0	0.3	0.8	1.1
Togo	742	0.0	0.0	0.0	0.0	0.8	1.7
Uganda	746	0.1	0.2	0.2	0.0	0.0	0.0	0.0	0.0	2.0	0.1	0.3	0.4
Zambia	754	0.1	0.0	0.0	0.0	0.0	0.0	0.0	0.0
Africa n.s.	799	0.0	0.1
Western Hemisphere	205	2.5	2.2	1.9	1.4	1.4	0.9	151.5	313.5	163.4	122.2	177.8	193.6
Antigua and Barbuda	311	0.0	0.0	0.1	0.0	0.0	0.3	0.0
Argentina	213	0.1	0.2	0.1	0.1	0.0	81.4	179.2	107.4	71.1	84.4	133.7
Belize	339	0.1	0.0	1.3	2.8	0.2	0.0	0.4	0.0
Bolivia	218	0.0	0.0	0.2	0.0	2.0	0.0
Brazil	223	0.9	1.3	1.0	0.9	0.5	0.5	56.0	122.7	32.9	19.1	41.7	19.3
Chile	228	0.3	0.3	0.3	0.1	0.3	0.1	0.1	0.3	0.4	0.6	0.7	0.4
Colombia	233	0.0	0.0	0.0	0.0	0.0	0.0	0.0	0.2	0.1	0.0	0.0
Costa Rica	238	0.0	0.0	0.0	0.0	0.0	0.1	0.1	0.2	0.1	0.2	0.4
Curacao	354	0.0	0.0	0.1	0.1	0.3	0.0
Dominican Republic	243	0.0	0.1	0.2	0.2	0.2	0.2
Ecuador	248	0.0	0.0	0.0	0.0	0.6	0.1	0.1	0.1	0.1	0.1
Guatemala	258	0.0	0.0	0.0	4.1	5.1	8.8	2.3	9.2	12.9
Haiti	263	0.0	0.0	0.0	0.0	0.0	0.0	5.2	0.0	0.0	0.1	0.0
Mexico	273	0.8	0.2	0.3	0.3	0.2	0.2	1.3	2.2	2.3	1.7	3.2	4.5
Nicaragua	278	0.0	0.0	0.0	0.1	0.0	0.0	0.0	0.0	0.1	0.0	0.1
Paraguay	288	0.0	0.0	0.0	8.6	25.5	29.8	21.1
Peru	293	0.0	0.1	0.1	0.0	0.0	0.0	1.1	0.5	1.3	0.4	1.1	0.4
St. Lucia	362	0.1	0.0	0.0
Suriname	366	0.0	0.0	0.0	0.0	0.0	0.2	0.1
Uruguay	298	0.0	0.0	0.0	0.0	0.1	0.0	0.0	0.7	4.0
Venezuela, Rep. Bol.	299	0.1	0.0	0.0	0.1	0.0	0.0	0.1	0.0	0.3
Western Hem. n.s.	399	0.0	0.1	0.0	0.0
Other Countries n.i.e	910	0.0	0.1	0.0	0.0	0.5	0.0
Korea, Dem. People's Rep.	954	0.1	0.5
Countries & Areas n.s.	898	33.0	31.5	36.6	31.3	27.9	27.4	0.2	19.2	196.9
Memorandum Items													
Africa	605	4.0	3.2	4.3	0.7	1.0	0.8	7.1	36.9	28.2	32.3	56.5	75.7
Middle East	405	5.7	5.3	5.7	2.2	1.9	10.5	432.1	459.3	492.3	334.8	307.5	312.7
European Union	998	77.2	95.0	98.4	82.9	97.5	98.2	127.1	148.2	189.2	259.9	216.9	336.8
Export earnings: fuel	080	6.4	6.2	6.6	2.4	2.3	11.3	451.0	469.7	492.7	368.2	288.4	298.6
Export earnings: nonfuel	092	898.1	889.1	932.3	689.5	755.0	758.0	5,591.7	6,011.3	7,128.2	6,265.6	8,617.7	9,789.9

Netherlands (138)

In Millions of U.S. Dollars

		Exports (FOB)						Imports (CIF)					
		2012	2013	2014	2015	2016	2017	2012	2013	2014	2015	2016	2017
IFS World		552,568.8	575,175.5	575,719.0	464,699.6	470,174.5	527,776.0	500,642.9	513,107.9	508,206.6	412,693.6	412,294.8	464,795.4
World	001	655,934.5	671,581.4	672,410.5	570,441.7	570,912.1	651,627.1	587,295.5	589,761.6	589,569.6	512,105.0	504,710.1	574,928.1
Advanced Economies	110	545,480.3	551,676.3	554,447.4	469,116.9	470,897.3	532,529.1	358,329.8	364,797.1	367,235.1	323,264.1	321,383.4	350,278.5
Euro Area	163	395,107.4	395,875.7	392,586.2	325,560.4	324,732.1	369,516.4	194,809.6	200,147.4	201,073.5	176,430.0	178,925.2	201,163.0
Austria	122	8,049.7	8,085.1	8,057.9	7,142.2	7,269.6	8,670.9	2,431.7	2,679.0	2,760.4	2,573.2	2,549.5	3,030.9
Belgium	124	87,611.6	86,110.4	84,836.4	63,285.7	60,889.0	69,922.4	48,961.6	49,750.2	49,555.2	42,467.8	42,826.3	49,003.8
Cyprus	423	636.0	676.2	717.9	423.7	483.3	492.4	118.9	123.7	113.0	69.9	70.0	74.0
Estonia	939	838.2	1,063.6	1,159.9	866.5	940.5	1,098.4	327.5	308.3	341.7	314.6	309.9	349.3
Finland	172	6,439.0	6,432.1	6,788.0	5,788.5	5,535.7	6,483.7	4,510.2	4,612.8	4,562.7	4,089.0	4,112.0	4,643.1
France	132	56,218.4	57,372.1	56,619.2	47,859.7	50,212.7	57,061.0	23,217.5	23,416.2	23,741.3	19,217.4	17,812.1	19,249.2
Germany	134	170,228.1	169,246.9	166,319.8	141,012.4	138,955.1	157,448.1	80,901.1	84,803.9	85,009.4	75,405.6	77,425.7	87,680.0
Greece	174	2,915.5	3,130.2	3,276.2	2,604.9	2,771.8	3,101.5	587.2	649.7	607.7	508.2	613.0	691.5
Ireland	178	4,275.1	4,747.7	5,620.0	4,616.8	4,807.5	4,987.8	6,617.0	6,880.4	6,433.9	6,251.9	6,622.4	7,054.2
Italy	136	28,872.3	29,739.6	28,216.1	24,000.6	24,015.1	27,522.5	10,230.7	10,722.2	10,863.3	10,212.9	10,609.7	11,743.3
Latvia	941	568.9	765.2	586.9	574.2	650.5	751.6	776.4	753.1	657.8	411.1	533.6	627.9
Lithuania	946	1,092.0	1,141.0	1,110.8	1,133.9	1,227.4	1,550.5	1,805.2	748.9	1,370.3	1,114.6	816.9	1,028.2
Luxembourg	137	2,194.4	1,742.1	1,850.6	1,456.1	1,429.2	1,693.6	920.1	990.4	1,021.0	894.5	1,085.9	1,025.9
Malta	181	351.0	322.5	362.3	370.4	367.3	356.5	135.2	105.3	56.1	59.1	99.6	160.2
Portugal	182	3,920.4	4,218.0	4,425.3	4,010.3	4,011.3	4,769.8	2,192.4	2,373.3	2,330.5	2,086.0	2,006.3	2,333.4
Slovak Republic	936	2,058.0	2,270.7	2,360.6	2,138.9	2,078.1	2,206.1	1,786.4	2,039.4	2,030.1	1,738.5	2,030.7	1,912.2
Slovenia	961	919.0	991.9	1,100.6	923.2	1,082.7	1,136.2	435.8	463.3	431.3	447.0	498.8	564.9
Spain	184	17,919.8	17,820.5	19,177.6	17,352.5	18,005.2	20,263.3	8,854.7	8,727.4	9,187.7	8,568.8	8,902.8	9,991.0
Australia	193	3,030.0	3,074.3	2,965.1	2,575.6	2,680.2	3,121.5	2,193.2	1,831.5	2,102.6	1,651.1	1,800.5	2,394.7
Canada	156	2,580.5	3,531.0	3,442.7	3,356.4	3,432.0	3,850.5	3,383.0	2,910.9	2,851.1	2,701.6	2,259.5	2,516.5
China,P.R.: Hong Kong	532	2,442.8	2,622.8	3,227.1	2,652.3	2,463.7	2,559.8	2,688.1	2,630.6	3,376.0	5,955.5	6,141.8	666.9
China,P.R.: Macao	546	44.7	33.1	29.5	31.2	22.3	89.9	8.7	36.9	7.4	8.0	6.2	31.0
Czech Republic	935	8,898.8	8,730.7	9,794.1	9,154.2	9,749.9	11,296.6	7,191.8	6,359.9	6,268.2	5,894.2	5,936.3	6,578.0
Denmark	128	8,121.2	8,767.5	8,768.9	7,658.4	7,661.3	7,961.7	4,667.4	5,520.7	4,714.3	4,255.5	3,839.0	4,416.2
Iceland	176	432.8	435.6	598.4	559.5	664.8	824.4	1,867.9	2,053.5	2,240.5	2,299.3	1,939.9	2,464.9
Israel	436	1,846.4	2,047.8	1,881.6	2,004.8	2,542.0	3,097.8	2,809.9	3,709.2	5,399.1	4,922.3	4,959.0	6,076.1
Japan	158	4,758.5	4,492.6	4,580.9	3,956.6	3,795.8	4,034.6	14,748.4	13,281.9	12,742.8	11,559.7	11,050.0	11,169.7
Korea, Republic of	542	4,390.6	4,702.9	5,011.7	4,720.0	4,235.3	6,240.2	3,619.9	4,289.2	4,898.0	3,953.9	4,455.3	5,292.8
New Zealand	196	337.8	414.1	427.2	413.1	472.4	589.2	595.0	647.1	754.1	560.3	598.2	659.5
Norway	142	5,491.4	5,788.9	5,811.6	4,709.1	4,736.6	5,467.3	20,585.2	21,925.6	24,111.2	16,489.7	11,818.2	14,650.8
San Marino	135	55.2	46.8	42.4	29.4	19.1	18.1	1.7	2.0	2.2	2.1	3.1	2.8
Singapore	576	5,541.1	5,126.4	4,808.9	4,689.5	5,647.7	6,365.9	5,957.9	5,254.7	4,627.2	4,706.3	5,134.5	4,881.6
Sweden	144	12,583.4	13,762.7	14,388.8	12,821.3	12,676.4	14,820.1	8,887.7	9,211.3	8,871.8	7,831.5	7,782.2	8,356.1
Switzerland	146	7,939.3	7,909.5	8,249.1	7,185.6	7,226.0	8,193.1	3,332.7	3,231.6	3,095.5	2,950.7	3,480.4	3,686.1
Taiwan Prov.of China	528	3,707.1	4,806.3	3,304.4	3,124.6	3,545.8	3,825.2	4,897.3	4,756.6	4,854.3	4,286.3	4,238.6	6,138.9
United Kingdom	112	51,218.6	56,160.6	58,569.7	52,993.1	54,210.1	57,377.2	39,042.1	38,538.1	35,556.7	25,971.9	26,784.8	29,460.0
United States	111	26,952.1	23,346.8	25,958.9	20,921.5	20,382.9	23,277.5	37,042.0	38,458.4	39,688.7	40,834.2	40,230.7	39,672.7
Vatican	187	0.6	0.1	0.2	0.6	1.0	2.1	0.2	0.0	0.0	0.0	0.0	0.0
Emerg. & Dev. Economies	200	104,730.2	107,895.2	108,372.6	93,950.9	94,127.3	109,521.4	227,552.1	222,684.2	220,083.6	186,125.9	180,478.6	221,247.0
Emerg. & Dev. Asia	505	18,195.1	19,034.5	19,026.1	18,048.7	19,506.4	22,870.6	97,476.5	98,478.3	102,747.3	100,071.6	97,877.5	126,748.1
American Samoa	859	0.0	0.2	0.2	0.1	0.1	0.1	0.0	0.0	0.0	0.0	5.7	0.4
Bangladesh	513	183.6	204.5	201.3	205.7	220.6	389.0	1,509.8	2,136.9	2,546.7	2,219.4	2,495.8	2,416.5
Bhutan	514	0.7	2.4	0.4	1.3	0.3	1.0	0.7	1.5	0.4	3.5	1.1	3.6
Brunei Darussalam	516	21.6	38.7	23.9	33.9	30.7	52.8	3.8	0.8	0.5	0.2	1.0	0.3
Cambodia	522	15.5	15.0	23.3	30.9	25.3	34.4	349.7	429.4	546.3	531.9	613.8	626.5
China,P.R.: Mainland	924	10,604.5	11,466.2	11,204.3	10,586.9	11,602.4	13,797.2	71,011.0	70,988.7	75,545.1	74,271.7	70,953.4	94,572.5
Fiji	819	2.8	3.0	3.3	3.9	6.1	7.5	2.0	3.3	4.5	4.0	20.4	11.9
F.T. French Polynesia	887	13.0	15.1	17.6	14.1	16.7	19.5	0.9	1.3	1.7	1.2	1.5	0.2
F.T. New Caledonia	839	17.2	17.9	19.3	15.8	14.3	15.7	0.3	0.5	9.4	1.0	2.2	7.3
Guam	829	1.3	2.7	5.0	4.0	4.7	5.2	0.0	0.9	0.0	0.0	0.0	0.0
India	534	2,529.3	2,209.1	2,519.6	2,197.0	2,054.6	2,506.2	6,281.7	6,092.4	4,108.8	4,091.5	4,131.6	4,697.6
Indonesia	536	855.5	1,079.9	928.8	819.8	1,107.2	1,039.5	4,117.7	4,114.0	3,933.3	3,465.1	3,283.0	4,328.4
Kiribati	826	0.1	0.2	0.3	0.5	0.2	0.2	0.4	0.0	0.0	0.0
Lao People's Dem.Rep	544	2.2	8.3	3.0	3.5	4.7	4.8	43.3	49.9	42.8	24.4	18.5	55.5
Malaysia	548	1,166.2	1,140.3	1,253.0	1,260.4	1,351.4	1,624.6	6,218.1	6,006.6	6,191.0	5,667.2	5,449.1	6,698.1
Maldives	556	7.9	8.3	11.7	12.7	16.2	16.4	1.2	4.7	6.8	6.5	3.3	2.8

Netherlands (138)

In Millions of U.S. Dollars

		Exports (FOB)						Imports (CIF)					
		2012	2013	2014	2015	2016	2017	2012	2013	2014	2015	2016	2017
Marshall Islands	867	2.5	66.8	6.1	0.4	0.8	138.4	0.0	0.1	0.3	0.3	12.8	78.8
Micronesia	868	0.0	0.1	0.0	0.1	0.1	0.2	0.0	0.1	0.0	0.0	0.0	0.0
Mongolia	948	40.1	42.5	21.8	14.4	17.9	22.6	4.9	8.0	3.4	0.9	1.3	1.7
Myanmar	518	7.4	14.3	24.8	21.1	30.7	38.4	14.6	8.4	35.1	84.3	149.6	240.4
Nauru	836	0.0	0.3	0.0	0.0	0.0	0.0	0.0	0.0	0.0	0.0
Nepal	558	12.9	14.0	20.1	15.9	19.0	28.0	6.7	8.1	7.2	5.3	4.7	4.8
Palau	565	0.1	0.0	0.0	0.0	0.1	0.2	0.0	0.0	0.0	0.0	0.0	0.0
Papua New Guinea	853	30.1	24.7	29.2	21.8	11.6	10.9	186.9	112.7	139.8	80.6	195.1	348.9
Philippines	566	431.0	516.9	574.1	510.6	607.1	624.1	1,655.4	1,778.5	2,073.5	2,117.8	1,975.0	1,876.2
Samoa	862	0.1	0.1	0.1	0.1	0.2	0.6	0.0	0.0	0.0	0.0	0.1	0.5
Solomon Islands	813	1.6	1.7	1.0	1.6	0.8	1.4	1.7	5.3	0.4	6.7	8.2	18.5
Sri Lanka	524	71.6	101.1	107.4	129.9	125.7	118.8	163.1	173.6	194.3	183.3	200.7	237.2
Thailand	578	1,388.3	1,261.6	1,278.1	1,221.6	1,237.6	1,329.8	3,560.7	3,759.0	4,359.9	3,798.0	3,963.7	5,116.7
Timor-Leste	537	17.2	0.6	2.5	2.0	1.9	6.4	0.0	0.4	1.5	0.6	0.0	7.4
Tonga	866	0.1	0.2	0.2	0.1	16.0	0.1	0.0	0.0	0.1	0.1	0.1	0.0
Tuvalu	869	0.0	0.0	0.0	0.1	0.0	0.0	0.0	0.0	0.0	0.0
Vanuatu	846	0.4	0.4	0.2	0.3	0.5	0.5	0.1	0.2	0.3	0.4	0.6	0.2
Vietnam	582	759.1	770.2	739.1	911.8	975.3	1,031.9	2,340.7	2,773.8	2,991.7	3,505.0	4,385.0	5,394.6
Asia n.s.	598	10.9	7.4	6.2	6.4	5.3	4.3	0.6	19.3	2.2	0.5	0.5	0.5
Europe	170	43,949.9	44,952.5	43,726.7	37,465.6	38,589.1	46,250.7	57,600.5	58,067.9	53,298.6	40,045.2	40,975.9	47,971.6
Emerg. & Dev. Europe	903	29,797.7	30,933.2	31,967.8	30,069.1	31,320.4	36,884.8	16,037.5	16,997.0	17,806.2	18,093.6	18,998.5	20,603.6
Albania	914	49.8	57.7	58.9	59.2	64.0	63.2	15.9	15.0	10.4	13.6	12.1	6.6
Bosnia and Herzegovina	963	133.8	149.4	174.8	160.6	176.5	205.8	46.4	69.2	71.5	70.0	101.9	121.1
Bulgaria	918	1,067.0	1,017.1	1,126.3	1,161.3	1,181.7	1,379.7	383.7	576.4	686.5	620.4	692.3	617.8
Croatia	960	632.0	573.4	683.3	715.7	781.4	906.7	148.9	155.2	114.0	200.4	375.5	346.9
Faroe Islands	816	14.9	27.5	28.2	48.0	17.9	27.7	94.0	76.2	87.0	77.4	68.1	85.0
Gibraltar	823	2,090.4	1,257.6	536.9	528.2	571.9	922.2	67.2	0.4	1.9	2.3	49.9	39.3
Hungary	944	3,884.9	3,908.7	4,476.5	4,513.7	4,833.3	5,600.7	2,738.4	2,732.5	2,466.5	2,706.1	2,666.7	3,149.1
Kosovo	967	31.3	49.8	38.4	25.7	26.7	31.3	1.9	3.0	2.3	10.0	12.8	18.8
Macedonia, FYR	962	103.0	113.6	115.9	92.2	116.0	137.7	74.3	73.0	75.5	59.0	67.2	71.9
Montenegro	943	48.6	55.6	88.4	40.1	46.2	54.0	4.4	5.5	33.0	2.2	3.2	2.0
Poland	964	12,405.5	13,650.7	14,212.6	13,166.1	13,704.6	15,900.1	7,317.6	7,578.9	8,291.4	8,690.2	9,083.5	10,026.4
Romania	968	2,490.0	2,695.0	2,818.4	2,689.4	3,130.6	3,626.0	1,398.3	1,647.2	1,697.5	1,644.2	1,386.5	1,647.4
Serbia, Republic of	942	371.5	446.2	520.6	514.2	479.0	620.5	189.8	129.0	164.7	118.0	168.5	171.9
Turkey	186	6,475.2	6,931.0	7,088.5	6,354.8	6,190.5	7,409.3	3,556.8	3,935.5	4,104.0	3,879.9	4,310.6	4,299.6
CIS	901	14,129.6	13,997.6	11,734.5	7,378.3	7,250.8	9,347.9	41,562.8	41,070.7	35,491.3	21,950.9	21,976.6	27,366.6
Armenia	911	55.9	64.7	47.3	34.6	32.9	57.8	44.8	60.9	61.9	42.0	52.5	96.2
Azerbaijan, Rep. of	912	222.2	286.5	386.8	211.0	138.0	166.8	205.7	95.5	149.6	41.3	4.0	26.7
Belarus	913	427.2	455.3	416.3	235.7	222.1	303.9	192.2	87.8	125.7	143.9	173.4	213.8
Georgia	915	100.5	123.1	148.6	103.4	135.6	134.9	17.8	18.5	30.7	41.7	53.4	25.0
Kazakhstan	916	653.9	596.4	557.9	459.0	434.5	436.3	2,257.0	1,242.7	504.7	225.1	267.5	351.3
Kyrgyz Republic	917	40.7	34.7	28.1	28.9	16.9	25.9	0.8	1.3	1.5	1.7	3.6	1.4
Moldova	921	68.9	87.0	87.7	67.2	76.7	88.7	16.2	21.2	22.3	28.4	20.3	56.2
Russian Federation	922	10,704.4	10,555.0	8,782.3	5,325.2	5,199.3	6,859.2	37,959.5	38,446.2	33,523.7	20,375.3	20,419.1	24,832.9
Tajikistan	923	8.9	10.5	13.5	10.2	11.6	9.2	19.6	8.0	3.7	3.9	1.2	1.8
Turkmenistan	925	114.6	86.1	80.2	77.3	47.3	79.5	1.1	8.4	2.8	2.7	0.9	2.3
Ukraine	926	1,661.5	1,613.2	1,061.5	732.9	860.1	1,076.2	844.1	1,075.5	1,055.0	1,041.1	974.8	1,744.1
Uzbekistan	927	70.8	85.1	124.2	92.6	75.8	109.5	4.0	4.7	9.6	3.8	5.7	15.0
Europe n.s.	884	22.5	21.7	24.4	18.2	18.0	18.0	0.2	0.3	1.0	0.7	0.7	1.3
Mid East, N Africa, Pak	440	16,452.2	17,445.3	18,653.3	15,733.8	14,849.2	17,671.0	26,569.2	22,176.6	21,099.2	13,309.0	12,341.3	13,415.6
Afghanistan, I.R. of	512	109.4	84.0	64.9	50.3	39.5	37.3	4.6	1.6	1.9	1.1	0.8	1.1
Algeria	612	993.7	1,580.1	1,336.4	1,248.7	954.6	891.5	5,309.2	4,211.8	3,188.9	1,314.6	956.2	917.0
Bahrain, Kingdom of	419	184.0	181.6	209.3	174.4	180.0	196.1	271.6	445.0	183.0	166.3	95.8	217.6
Djibouti	611	34.1	36.8	37.3	32.4	37.7	28.1	1.3	2.4	4.5	2.9	4.9	6.0
Egypt	469	1,789.7	1,690.8	1,964.7	1,597.0	1,546.1	1,432.1	533.3	439.7	357.6	357.2	351.2	433.6
Iran, I.R. of	429	475.0	353.0	514.5	520.1	793.6	1,241.8	204.8	88.5	57.2	41.5	557.7	837.3
Iraq	433	413.1	477.0	517.6	325.3	396.8	478.4	3,239.4	1,203.4	2,379.9	1,867.5	1,900.6	3,264.0
Jordan	439	344.4	373.5	440.1	389.5	333.6	567.9	49.8	23.7	46.9	55.6	54.5	52.2
Kuwait	443	512.0	665.9	592.8	704.5	611.1	682.7	3,027.2	3,211.2	2,833.5	2,250.1	1,153.3	1,628.9
Lebanon	446	619.5	604.7	442.4	349.0	378.8	423.1	31.1	16.3	37.5	52.6	72.0	68.4

Netherlands (138)

In Millions of U.S. Dollars

		Exports (FOB)						Imports (CIF)					
		2012	2013	2014	2015	2016	2017	2012	2013	2014	2015	2016	2017
Libya	672	515.7	623.1	329.3	217.9	185.2	228.0	2,018.6	2,116.8	1,600.2	644.3	313.6	560.6
Mauritania	682	389.5	520.6	356.9	112.0	95.4	92.9	118.3	91.3	94.5	51.8	38.5	73.3
Morocco	686	1,193.8	905.1	1,072.6	966.5	1,162.8	1,148.5	481.7	497.7	513.7	522.3	435.9	481.5
Oman	449	453.6	426.5	428.9	400.1	394.3	696.7	83.8	172.9	183.2	170.3	81.9	84.8
Pakistan	564	383.5	431.5	496.2	421.0	603.6	1,272.6	446.4	528.2	602.3	584.1	613.4	718.4
Qatar	453	478.0	533.5	524.8	509.4	488.1	897.3	434.5	768.2	931.8	630.3	471.8	250.1
Saudi Arabia	456	2,993.8	3,368.9	3,781.0	3,380.2	2,592.9	3,162.4	8,535.8	6,373.1	6,404.7	3,030.6	3,316.1	2,434.2
Somalia	726	5.0	5.9	9.2	9.6	11.4	11.8	0.0	0.0	0.4	0.0	0.3	0.0
Sudan	732	115.7	110.5	117.3	93.3	71.4	92.1	11.6	19.9	32.9	50.3	21.7	6.7
Syrian Arab Republic	463	102.7	57.2	62.0	43.5	55.2	64.6	7.2	5.8	8.1	5.9	6.3	7.7
Tunisia	744	315.2	359.2	354.5	304.5	327.7	341.1	504.2	430.2	377.8	198.1	184.2	198.0
United Arab Emirates	466	3,752.2	3,920.8	4,564.5	3,611.3	3,508.8	3,605.5	1,249.9	1,495.5	1,233.3	1,305.9	1,702.3	1,166.7
West Bank and Gaza	487	8.3	9.7	21.3	23.7	22.9	24.9	1.6	2.6	4.2	3.7	4.1	2.9
Yemen, Republic of	474	270.5	125.1	414.8	249.5	57.7	53.4	3.3	30.9	20.9	2.0	4.4	4.4
Sub-Saharan Africa	603	12,482.3	13,868.4	13,786.3	11,508.4	9,230.8	10,884.6	19,878.0	17,610.5	18,991.2	14,022.0	10,115.7	11,952.4
Angola	614	562.2	480.4	470.3	274.3	186.6	180.7	946.2	1,700.7	1,764.6	903.5	263.9	4.1
Benin	638	191.1	146.8	186.2	139.9	97.6	89.1	3.9	3.3	9.8	4.8	4.4	5.0
Botswana	616	6.9	12.0	15.0	12.6	10.3	14.3	2.3	0.6	1.9	2.7	4.4	3.0
Burkina Faso	748	60.6	67.4	71.2	80.6	52.9	69.2	8.8	8.5	9.8	9.2	13.4	17.6
Burundi	618	9.0	12.6	23.7	14.0	7.4	13.7	0.4	0.2	0.9	0.1	0.0	0.2
Cabo Verde	624	158.2	202.5	64.7	89.1	36.2	35.3	0.4	0.4	0.2	0.5	0.2	6.4
Cameroon	622	201.5	146.4	178.1	128.9	131.6	135.5	570.9	489.6	470.7	378.4	432.9	394.1
Central African Rep.	626	102.5	74.9	12.1	11.0	12.9	11.8	1.1	0.3	0.2	0.0	0.0	0.0
Chad	628	25.6	29.6	51.0	33.4	13.2	11.6	0.5	0.4	0.3	14.9	15.1	212.8
Comoros	632	7.7	4.2	4.2	2.9	2.6	4.0	66.3	6.4	2.0	2.1	1.9	1.3
Congo, Dem. Rep. of	636	147.0	158.3	155.9	105.8	85.8	180.0	37.8	50.1	87.5	65.6	30.6	56.4
Congo, Republic of	634	137.9	146.9	177.8	121.2	76.5	73.3	799.1	346.5	77.8	33.9	86.3	57.4
Côte d'Ivoire	662	211.9	261.2	269.2	249.4	182.8	332.6	1,018.0	1,091.8	1,072.6	1,381.9	1,369.9	1,741.0
Equatorial Guinea	642	51.1	67.9	82.8	299.9	44.3	40.6	1,113.3	575.0	831.1	476.7	231.3	178.6
Eritrea	643	3.4	5.7	3.4	4.5	5.7	3.1	0.0	0.2	0.0	0.0	0.0	0.0
Eswatini, Kingdom of	734	2.7	2.4	5.3	2.7	3.4	3.0	21.0	26.7	15.3	11.1	11.5	10.9
Estonia	939	838.2	1,063.6	1,159.9	866.5	940.5	1,098.4	327.5	308.3	341.7	314.6	309.9	349.3
Ethiopia	644	119.8	135.5	130.0	92.0	134.8	189.0	79.8	99.1	79.9	285.1	361.9	197.8
Gabon	646	130.8	253.9	185.5	124.5	63.6	90.6	193.7	175.3	67.0	354.2	151.3	178.5
Gambia, The	648	33.1	41.0	42.9	46.4	33.4	58.5	2.6	2.2	2.7	1.6	1.9	2.4
Ghana	652	1,500.0	1,324.1	1,595.2	896.0	525.6	778.2	772.6	700.5	810.6	720.0	959.9	1,013.3
Guinea	656	471.8	771.8	656.7	338.8	374.3	471.2	11.0	3.1	14.0	22.4	27.6	14.2
Guinea-Bissau	654	8.8	10.4	9.2	9.3	11.8	24.0	0.0	0.0	3.0	0.6	0.2	0.0
Kenya	664	246.5	328.3	256.0	332.8	285.1	364.9	530.8	535.9	571.0	503.5	524.5	554.9
Lesotho	666	2.5	1.0	2.2	1.4	1.4	0.8	0.3	0.3	0.2	0.2	0.7	4.2
Liberia	668	167.8	44.2	53.0	46.3	32.1	46.8	19.1	22.4	21.6	34.9	98.9	37.9
Madagascar	674	19.0	21.9	32.4	22.8	26.1	49.3	36.3	117.5	156.3	138.8	105.2	155.6
Malawi	676	12.5	16.1	10.0	7.6	7.6	25.7	38.6	43.0	19.1	13.9	18.1	48.5
Mali	678	52.4	73.2	83.2	85.1	104.6	149.1	3.3	5.7	6.7	11.3	9.8	6.2
Mauritius	684	38.9	47.7	43.0	49.7	57.3	54.7	44.8	101.6	71.2	72.4	65.7	64.3
Mozambique	688	59.0	46.5	84.1	38.9	40.4	51.8	79.3	115.9	131.9	169.6	334.5	532.1
Namibia	728	64.5	50.0	68.2	31.3	30.0	21.8	57.0	125.1	102.1	140.4	134.3	105.5
Niger	692	141.7	45.4	41.2	33.8	17.2	24.0	0.2	0.2	0.1	0.1	0.0	0.3
Nigeria	694	3,478.9	3,554.4	3,509.1	3,283.2	2,589.9	2,836.3	10,026.2	7,522.0	8,700.4	5,401.5	2,115.6	3,113.4
Rwanda	714	51.2	51.5	35.6	26.5	21.6	26.2	1.6	0.9	1.3	1.1	0.9	4.4
São Tomé & Príncipe	716	1.1	1.1	2.1	2.5	1.8	2.4	3.3	2.6	4.1	3.8	5.1	4.2
Senegal	722	389.6	891.9	879.4	385.0	347.2	472.2	38.6	38.2	43.5	40.8	44.8	54.5
Seychelles	718	19.1	22.5	20.5	15.5	20.8	18.6	5.8	6.5	6.3	9.8	17.6	17.4
Sierra Leone	724	46.2	58.6	61.0	60.9	39.1	59.1	38.8	15.6	20.9	30.8	49.5	87.2
South Africa	199	3,155.2	2,930.5	2,676.6	2,591.1	2,358.0	2,504.5	2,864.4	3,270.1	3,390.1	2,454.8	2,319.6	2,679.3
South Sudan, Rep. of	733	9.7	18.0	23.2	9.9	11.5	0.1	0.1	0.1	0.0	0.0
Tanzania	738	134.2	182.3	141.2	136.0	126.5	103.8	121.4	124.6	99.7	73.3	60.9	83.6
Togo	742	105.2	941.4	1,234.4	1,134.3	888.1	1,102.4	71.3	14.1	35.2	28.3	38.7	19.4
Uganda	746	67.0	82.2	70.1	61.6	70.4	69.1	117.2	109.3	128.3	109.3	104.5	97.1
Zambia	754	56.5	70.1	51.1	45.1	45.1	59.8	48.6	62.1	48.0	37.4	36.9	80.9

Netherlands (138)

In Millions of U.S. Dollars

		Exports (FOB)						Imports (CIF)					
		2012	2013	2014	2015	2016	2017	2012	2013	2014	2015	2016	2017
Zimbabwe	698	29.4	33.5	23.4	15.6	15.3	20.6	81.4	95.8	111.5	76.4	61.2	105.0
Africa n.s.	799	0.0	9.0	0.1	0.9	2.0	0.1	0.0	0.0	0.0	0.5	0.0	1.3
Western Hemisphere	205	13,650.7	12,594.4	13,180.1	11,194.4	11,951.8	11,844.5	26,027.7	26,351.0	23,947.3	18,678.1	19,168.3	21,159.3
Anguilla	312	1.0	0.8	1.3	1.7	1.5	0.9	0.0	0.0	0.0	0.0	0.0
Antigua and Barbuda	311	40.8	4.7	5.7	9.1	36.6	6.5	0.3	0.2	0.3	0.4	0.4	0.2
Argentina	213	945.8	1,380.9	1,156.5	778.2	828.4	960.3	2,835.9	2,303.8	1,988.6	1,592.3	1,470.7	1,463.9
Aruba	314	105.3	109.7	115.0	106.5	108.7	130.1	6.7	9.4	5.7	6.3	15.3	10.3
Bahamas, The	313	144.7	52.1	73.0	61.5	102.0	226.6	1.5	2.0	1.9	7.5	11.2	12.8
Barbados	316	11.2	9.4	12.3	11.2	12.9	15.6	2.6	3.6	3.0	3.6	5.0	4.8
Belize	339	6.1	11.1	9.9	9.0	7.9	6.1	21.7	18.0	21.9	12.5	12.7	7.7
Bermuda	319	15.7	6.7	5.5	5.7	4.1	5.7	0.1	0.0	0.1	9.2	0.3	3.5
Bolivia	218	67.9	181.5	107.6	92.2	71.3	82.6	179.3	195.7	156.7	98.1	69.0	143.9
Brazil	223	4,031.6	3,109.8	3,829.8	3,286.0	3,758.3	2,959.3	10,867.6	11,029.1	9,119.1	7,227.4	6,949.1	7,058.6
Chile	228	626.4	710.2	629.5	582.6	696.1	735.9	2,407.7	2,578.2	2,133.8	1,670.8	1,797.6	1,899.7
Colombia	233	434.9	653.7	618.0	621.0	484.2	563.2	2,793.4	2,549.1	2,288.4	1,665.1	1,561.7	1,423.0
Costa Rica	238	99.4	115.8	96.3	87.3	101.7	153.5	594.1	672.8	732.6	558.1	685.9	884.2
Curacao	354	218.2	243.6	227.2	275.3	9.0	13.9	12.5	15.0
Dominica	321	3.6	3.6	4.6	3.3	3.3	3.7	1.4	0.1	0.5	0.7	2.9	3.1
Dominican Republic	243	111.3	126.8	136.2	125.6	151.6	140.2	253.3	248.3	236.8	236.9	256.2	275.9
Ecuador	248	185.9	261.4	307.4	420.4	324.3	532.1	489.4	491.1	557.5	479.7	542.5	542.5
El Salvador	253	31.7	41.8	36.1	38.0	31.8	31.4	25.1	32.0	41.0	36.8	38.4	19.4
Falkland Islands	323	9.7	0.2	3.0	1.2	4.4	7.0	2.5	2.1	1.3	0.6	0.2	0.7
Greenland	326	44.5	7.9	5.6	6.1	7.8	8.7	6.1	6.9	11.9	11.2	5.9	12.0
Grenada	328	4.8	4.4	4.3	3.7	5.2	6.3	3.2	4.8	2.5	2.5	2.2	2.2
Guatemala	258	74.8	81.9	83.8	79.6	87.6	85.5	199.0	300.5	364.0	317.2	357.7	444.3
Guyana	336	25.5	26.8	29.1	30.3	30.4	33.9	54.6	49.7	42.1	39.4	35.0	47.1
Haiti	263	37.7	48.4	39.8	35.6	35.9	45.4	0.8	2.4	1.2	1.2	4.7	2.7
Honduras	268	35.0	49.3	34.6	40.9	49.0	48.0	173.7	137.8	190.9	143.2	240.3	298.1
Jamaica	343	19.1	26.4	30.3	29.6	34.5	53.5	43.5	114.1	114.8	110.3	121.8	156.5
Mexico	273	3,836.1	3,657.7	3,660.9	2,705.1	2,245.1	2,740.6	2,325.9	2,085.8	2,702.9	2,029.0	1,925.7	3,271.4
Montserrat	351	0.5	0.3	0.3	0.2	0.4	0.4	0.0	0.1	0.1	0.0	0.0	0.2
Netherlands Antilles	353	393.6	28.4
Nicaragua	278	55.4	21.6	14.2	23.9	18.6	29.1	25.2	27.3	25.3	35.9	23.9	47.9
Panama	283	211.8	133.9	148.4	182.2	175.6	198.5	85.3	82.3	122.3	175.7	224.1	329.2
Paraguay	288	36.6	70.2	78.7	77.0	68.2	74.5	275.2	241.4	284.8	43.3	50.8	198.9
Peru	293	269.5	237.1	328.3	310.4	349.0	435.3	780.9	848.9	871.1	830.4	962.7	978.1
Sint Maarten	352	42.5	48.1	46.4	59.6	1.1	0.4	0.6	0.4
St. Kitts and Nevis	361	4.7	1.7	0.7	1.1	1.0	1.1	0.0	0.2	0.1	0.2	0.1	0.1
St. Lucia	362	3.3	5.4	6.1	5.9	8.8	10.0	0.4	0.4	0.5	0.6	0.5	2.8
St. Vincent & Grens.	364	1.8	2.3	1.3	1.4	2.0	2.8	0.3	0.1	0.1	0.0	0.1	0.0
Suriname	366	308.0	284.5	277.6	237.4	159.9	201.7	40.4	31.3	60.9	50.6	42.1	41.7
Trinidad and Tobago	369	118.3	78.6	84.1	81.8	85.5	55.7	490.3	1,063.4	364.5	208.9	144.8	206.7
Uruguay	298	117.6	103.4	123.3	99.3	103.3	143.6	374.6	443.8	536.1	825.1	709.0	639.1
Venezuela, Rep. Bol.	299	853.6	594.5	545.8	486.4	162.0	73.8	636.2	743.4	950.5	218.3	173.3	201.2
Western Hem. n.s.	399	325.3	378.3	274.2	224.0	1,319.4	700.5	1.3	30.8	1.3	14.5	711.7	509.7
Other Countries n.i.e	910	153.7	145.9	144.5	169.4	178.2	175.5	316.4	327.8	167.1	167.0	71.8	45.9
Cuba	928	151.9	144.4	141.7	166.9	175.8	174.6	304.1	186.0	160.6	164.3	70.8	43.0
Korea, Dem. People's Rep.	954	1.8	1.6	2.8	2.6	2.4	0.9	12.3	141.8	6.5	2.6	1.0	2.9
Special Categories	899	3,240.1	10,320.4	8,578.4	5,200.8	4,295.1	6,122.6	0.5	0.0	5.7	15.4	39.4	75.9
Countries & Areas n.s.	898	2,330.2	1,543.5	867.7	2,003.7	1,414.1	3,278.6	1,096.8	1,952.6	2,078.1	2,532.7	2,736.8	3,280.9
Memorandum Items													
Africa	605	15,529.4	17,377.0	17,052.4	14,252.2	11,882.0	13,479.3	26,304.3	22,863.6	23,203.9	16,161.9	11,757.3	13,634.9
Middle East	405	12,912.3	13,411.5	14,808.1	12,495.4	11,545.1	13,754.9	19,691.9	16,393.5	16,282.2	10,583.9	10,085.4	11,013.6
European Union	998	496,408.8	505,142.1	507,424.9	430,433.4	432,661.5	488,385.2	266,585.5	272,467.5	269,740.3	234,244.5	237,472.0	265,760.8
Export earnings: fuel	080	28,822.4	30,131.4	29,205.2	23,311.6	20,126.3	24,286.8	82,472.8	75,273.8	68,958.3	41,923.4	36,601.0	42,848.6
Export earnings: nonfuel	092	627,112.2	641,450.0	643,205.3	547,130.2	550,785.8	627,340.3	504,822.8	514,487.8	520,611.3	470,181.6	468,109.2	532,079.5

New Zealand (196)

In Millions of U.S. Dollars

		Exports (FOB)						Imports (CIF)					
		2012	2013	2014	2015	2016	2017	2012	2013	2014	2015	2016	2017
IFS World		37,300.6	39,444.8	41,622.7	34,354.1	33,740.2	38,063.1	38,252.7	39,640.9	42,519.2	36,550.1	36,062.6	40,114.6
World	001	37,254.1	39,584.0	41,825.6	34,351.1	33,681.7	38,088.0	38,384.2	39,655.1	42,304.1	36,550.1	36,263.4	39,895.5
Advanced Economies	110	21,314.9	20,968.7	22,003.8	19,174.1	18,393.5	19,803.6	22,739.1	22,796.7	25,238.2	21,402.4	21,506.8	23,860.7
Euro Area	163	2,262.0	2,362.3	2,516.2	2,114.5	2,044.7	2,104.3	4,352.3	5,020.9	5,588.2	4,899.6	4,853.7	5,349.4
Austria	122	13.7	15.5	17.3	14.8	16.9	21.4	127.0	150.7	230.4	139.4	149.3	171.6
Belgium	124	271.3	321.8	232.7	170.3	138.2	170.8	230.2	257.7	259.4	225.5	242.3	293.1
Cyprus	423	14.9	9.4	11.4	10.2	10.7	10.8	1.1	1.4	1.5	1.3	1.3	1.5
Estonia	939	3.6	2.7	2.2	2.3	2.6	3.2	1.3	2.9	1.8	2.9	6.2	7.7
Finland	172	22.7	17.9	20.0	16.4	14.6	11.9	137.8	120.3	132.9	117.3	117.4	119.3
France	132	318.3	294.8	335.6	287.3	258.5	236.6	748.7	997.5	974.2	966.0	803.1	678.3
Germany	134	599.7	608.1	556.7	477.9	471.7	500.8	1,704.8	1,831.1	2,047.8	1,710.0	1,777.3	2,151.8
Greece	174	35.7	37.9	31.8	24.6	32.6	31.3	25.1	24.0	22.4	18.1	21.4	25.7
Ireland	178	39.6	47.3	44.5	40.7	37.6	40.8	142.6	154.9	188.1	147.6	185.1	159.8
Italy	136	293.7	321.2	350.2	278.1	264.2	248.7	639.0	739.5	771.0	690.5	743.0	836.1
Latvia	941	5.8	6.6	9.3	5.7	7.2	15.4	2.3	3.0	3.9	3.8	5.9	7.5
Lithuania	946	11.4	12.9	14.1	21.1	14.0	13.6	19.0	3.9	12.6	15.7	19.4	47.5
Luxembourg	137	0.4	0.9	0.5	1.5	1.3	1.6	5.2	5.4	5.2	5.3	4.9	5.6
Malta	181	3.9	6.2	4.5	4.5	3.7	4.1	4.4	3.4	3.6	3.4	2.9	2.2
Netherlands	138	459.3	498.4	706.9	569.9	559.5	605.4	332.2	388.3	383.5	387.4	397.3	417.7
Portugal	182	26.9	21.6	28.3	23.7	23.1	31.9	18.3	19.5	22.9	26.1	28.2	29.4
Slovak Republic	936	0.3	0.3	0.4	0.4	0.6	5.4	8.9	34.6	55.7	56.9	51.0	53.9
Slovenia	961	6.5	4.1	6.9	2.4	2.4	2.1	7.7	9.4	11.2	10.2	12.2	17.5
Spain	184	134.4	134.9	143.0	162.8	185.2	148.6	196.7	273.4	460.0	372.5	285.4	323.3
Australia	193	7,856.6	7,527.9	7,316.1	5,818.1	5,752.6	6,312.2	5,837.7	5,274.5	5,188.1	4,331.4	4,595.2	4,911.1
Canada	156	459.8	432.3	478.1	466.9	415.9	484.6	470.1	465.3	433.0	467.3	455.5	450.0
China,P.R.: Hong Kong	532	706.0	631.7	613.2	524.5	562.1	863.0	123.7	117.0	104.4	77.0	69.6	65.0
China,P.R.: Macao	546	6.5	4.3	5.2	4.9	5.8	19.3	1.2	0.5	0.7	1.0	0.4	0.4
Czech Republic	935	6.1	9.1	6.9	8.9	7.2	9.4	57.6	66.6	77.7	90.3	113.0	119.3
Denmark	128	61.6	66.7	100.9	111.5	103.2	109.1	137.6	150.2	237.9	147.8	141.1	173.6
Iceland	176	0.9	1.1	1.0	1.7	8.5	2.0	5.7	10.1	2.1	2.0	4.7	2.1
Israel	436	11.7	16.5	21.3	21.9	14.9	18.8	151.5	87.1	92.1	83.3	81.8	136.1
Japan	158	2,608.5	2,350.5	2,458.5	2,069.0	2,077.9	2,314.9	2,476.1	2,537.7	2,830.5	2,397.3	2,609.1	3,014.8
Korea, Republic of	542	1,258.5	1,348.4	1,463.5	1,096.8	1,040.2	1,074.9	1,451.5	1,577.1	1,900.6	1,356.0	1,527.7	1,482.8
Norway	142	30.6	30.7	36.1	28.5	33.5	30.1	32.1	36.8	41.3	49.8	55.8	39.0
Singapore	576	683.4	835.2	838.2	762.6	771.7	788.5	1,823.7	1,536.6	1,543.0	1,267.4	997.2	1,387.5
Sweden	144	52.8	53.0	51.8	46.3	43.7	50.7	241.4	271.1	261.0	212.0	218.8	267.9
Switzerland	146	61.2	71.3	72.0	82.1	59.8	70.3	262.3	257.2	260.7	240.0	262.9	278.3
Taiwan Prov. of China	528	671.2	725.1	845.5	784.3	756.8	811.5	634.3	642.4	635.4	544.5	525.0	583.5
United Kingdom	112	1,133.9	1,151.8	1,289.9	1,174.9	1,014.3	999.7	1,101.8	1,011.3	1,108.5	943.5	1,046.1	1,270.4
United States	111	3,443.6	3,350.8	3,889.4	4,056.6	3,680.6	3,740.1	3,578.5	3,734.3	4,932.9	4,292.2	3,949.3	4,329.5
Emerg. & Dev. Economies	200	15,456.8	18,127.2	19,324.9	14,571.4	14,731.4	17,785.0	15,556.6	16,684.9	16,912.4	14,972.5	14,648.8	16,034.1
Emerg. & Dev. Asia	505	10,549.5	13,334.0	13,786.0	10,438.8	10,922.3	13,708.8	11,276.9	12,231.3	12,681.1	11,985.6	11,699.4	12,738.8
American Samoa	859	21.3	20.1	22.0	24.4	31.6	15.6	2.1	1.6	1.7	0.9	1.3	0.9
Bangladesh	513	111.7	94.9	164.0	150.1	151.8	200.2	40.6	47.0	48.9	63.2	76.5	76.7
Bhutan	514	0.1	0.1	0.5	0.2	0.6	1.0	0.0	0.0	0.0	0.0	0.0	0.0
Brunei Darussalam	516	4.4	5.7	5.4	3.4	3.5	3.6	864.7	492.0	313.9	367.0	113.7	0.0
Cambodia	522	4.3	4.9	4.7	5.9	5.7	6.2	5.8	8.1	8.5	11.7	16.2	20.6
China,P.R.: Mainland	924	5,590.7	8,213.6	8,364.6	6,028.4	6,525.3	8,482.8	6,281.7	6,930.7	7,186.9	7,125.0	7,232.2	7,483.8
Fiji	819	289.3	329.5	302.3	290.0	328.5	350.6	49.4	49.8	46.6	41.5	45.5	45.4
F.T. French Polynesia	887	141.1	154.7	148.7	136.4	134.3	123.2	2.6	2.4	2.9	2.4	1.8	2.2
F.T. New Caledonia	839	143.5	138.2	124.0	105.8	107.1	101.9	2.5	1.7	1.6	1.9	2.0	2.2
Guam	829	5.3	6.7	5.5	4.9	6.0	5.1	0.0	0.0	0.1	0.0	0.0	0.0
India	534	639.7	553.9	535.0	442.4	445.7	464.5	339.8	348.2	421.7	417.4	408.8	441.0
Indonesia	536	684.0	728.3	775.2	571.8	603.7	707.0	587.2	795.8	748.1	633.7	551.8	690.0
Kiribati	826	6.1	6.1	7.2	10.5	8.9	11.3	0.1	0.1	0.1	0.0	0.0	0.0
Lao People's Dem.Rep	544	0.8	1.0	1.4	0.8	0.7	1.1	0.2	1.8	4.1	2.9	5.7	2.1
Malaysia	548	717.6	743.5	810.8	664.5	553.6	722.8	1,412.6	1,609.6	1,831.6	1,217.1	983.1	1,316.6
Maldives	556	7.8	13.0	17.3	16.2	12.5	20.2	0.0	0.0	0.0	0.0	0.0	0.0
Marshall Islands	867	0.8	3.3	0.0
Micronesia	868	0.3	2.9

New Zealand (196)

In Millions of U.S. Dollars

		Exports (FOB)						Imports (CIF)					
		2012	2013	2014	2015	2016	2017	2012	2013	2014	2015	2016	2017
Mongolia	948	14.3	15.8	16.7	7.3	7.5	9.0	0.2	0.1	0.2	1.4	0.4	0.0
Myanmar	518	16.5	16.5	21.1	19.2	27.9	29.6	1.0	1.1	1.5	2.1	2.6	3.6
Nauru	836	1.1	2.0	0.9	0.3	1.1	1.9	14.4	15.7	8.5	0.0	3.2	2.3
Nepal	558	6.0	5.2	9.7	8.2	8.3	5.7	0.6	0.6	0.9	0.8	0.9	0.9
Palau	565	0.2	0.2	0.3	0.3	0.6	0.6	0.0	0.0	0.0
Papua New Guinea	853	197.3	193.9	169.5	142.6	125.0	133.2	12.3	9.5	12.0	8.1	6.8	6.3
Philippines	566	550.3	616.4	626.7	453.6	440.5	535.3	115.5	116.9	106.6	95.2	84.6	92.9
Samoa	862	87.5	93.4	84.1	77.0	64.7	77.6	2.5	2.0	2.6	3.6	3.1	5.1
Solomon Islands	813	25.3	21.7	24.3	20.6	20.3	28.2	4.9	5.9	5.8	3.9	4.6	5.9
Sri Lanka	524	222.7	200.1	237.7	161.1	169.5	284.7	36.0	38.6	42.1	37.7	37.5	44.8
Thailand	578	508.9	577.5	661.0	544.8	573.8	654.4	1,225.9	1,365.0	1,464.8	1,514.6	1,638.0	1,891.8
Timor-Leste	537	0.4	0.7	1.7	1.5	1.9	4.0	0.2	0.4	0.5	0.5	0.2	0.3
Tonga	866	48.1	41.1	45.6	45.7	55.7	49.2	2.7	2.9	2.9	2.0	2.1	3.0
Tuvalu	869	1.8	1.7	6.0	3.2	2.8	3.1	0.0	0.0	0.0	0.0	0.0	0.0
Vanuatu	846	31.6	30.1	28.7	36.5	35.8	33.1	2.2	1.3	1.9	0.6	0.6	0.5
Vietnam	582	368.4	396.0	454.5	365.3	358.7	525.3	263.4	380.3	409.0	424.1	472.9	596.1
Asia n.s.	598	101.5	107.4	108.6	96.0	107.5	110.5	5.9	2.5	5.3	6.1	3.1	3.6
Europe	170	587.7	650.6	714.9	292.1	416.0	491.6	648.4	724.1	763.0	707.8	466.4	600.8
Emerg. & Dev. Europe	903	104.9	129.4	149.6	122.1	137.8	130.7	232.1	240.7	293.0	321.9	311.7	382.6
Albania	914	0.4	0.3	0.3	0.1	0.4	0.1	0.1	0.1	0.2	0.3	0.4	0.3
Bosnia and Herzegovina	963	0.0	0.0	0.2	0.1	0.0	0.4	0.4	0.6	1.3	2.3	2.0
Bulgaria	918	6.2	5.2	6.2	5.8	8.7	8.4	9.3	7.0	13.7	30.6	18.3	22.2
Croatia	960	6.5	3.5	2.0	1.9	3.8	1.4	2.8	2.0	2.0	2.1	3.3	3.2
Faroe Islands	816	3.6	3.5	3.6	3.0	2.8	3.2	0.0	0.0	0.0	0.0	0.0	0.0
Gibraltar	823	0.7	1.2	0.8	1.3	0.8	0.7	0.0	0.0	0.0	0.0	0.0	0.0
Hungary	944	4.0	4.1	1.8	1.2	2.1	3.4	48.4	46.5	55.3	59.2	47.5	61.9
Macedonia, FYR	962	0.1	0.0	0.0	0.0	0.0	0.0	0.2	0.7	0.7	0.4	0.3	0.5
Montenegro	943	0.0	0.1	0.0	0.1	0.2	0.0	0.0	0.0	0.1	0.0	0.0	0.0
Poland	964	14.5	17.2	21.0	25.3	45.0	43.5	61.3	68.1	82.7	81.4	97.3	117.9
Romania	968	5.9	3.2	8.6	6.1	3.4	3.8	8.7	9.5	12.2	16.4	12.8	27.4
Serbia, Republic of	942	0.2	0.1	0.1	0.2	0.6	0.8	0.6	0.7	1.2	1.6	2.4	2.1
Turkey	186	62.8	91.0	105.1	76.9	69.9	65.0	100.3	105.7	124.3	128.6	127.0	145.0
CIS	901	320.3	342.5	343.0	170.0	218.1	242.5	416.2	483.4	470.0	385.9	154.7	218.2
Armenia	911	15.0	15.9	15.7	10.6	10.8	14.3	0.0	0.1	0.1	0.1	0.1	0.1
Azerbaijan, Rep. of	912	60.8	53.8	91.3	57.2	36.3	46.8	0.1	0.2	0.2	0.1	0.1	0.1
Belarus	913	0.5	0.8	1.0	0.2	0.4	0.9	0.3	12.5	22.2	14.2	2.6	1.9
Georgia	915	14.7	24.0	11.6	4.0	2.3	3.7	0.5	0.3	0.4	0.2	0.2	0.3
Kazakhstan	916	1.5	1.2	1.1	2.6	2.0	1.7	0.3	0.8	0.8	1.1	0.8	0.9
Kyrgyz Republic	917	0.1	0.0	0.3	0.0	0.0	0.0	0.1	0.0	0.0	0.1	0.1	0.1
Moldova	921	0.1	0.5	0.7	0.5	0.2	0.1	0.1	0.1	0.2	0.2	0.2	0.3
Russian Federation	922	188.7	190.8	203.8	86.8	157.0	162.7	407.2	449.9	438.8	360.1	145.9	205.3
Tajikistan	923	0.2	0.7	0.1	0.1	0.0	0.0	0.0	0.0	0.0
Turkmenistan	925	0.8	0.2	0.2	0.2	0.0	0.0	0.0	0.0	0.0	0.0
Ukraine	926	30.4	50.0	12.4	5.6	6.9	9.7	7.5	19.4	7.3	9.9	4.7	9.3
Uzbekistan	927	7.4	4.7	5.0	2.5	2.3	2.4	0.0	0.0	0.0	0.0	0.0	0.1
Europe n.s.	884	162.5	178.7	222.3	60.1	118.4	0.0	0.0	0.0	0.1	0.0	0.0
Mid East, N Africa, Pak	440	2,518.6	2,224.1	3,067.2	2,286.0	2,150.2	2,246.4	2,811.2	2,837.0	2,478.0	1,409.6	1,592.8	1,771.0
Afghanistan, I.R. of	512	0.4	0.7	0.2	0.3	0.6	0.3	0.2	0.3	0.2	0.1	0.1	0.1
Algeria	612	346.5	241.6	484.5	360.1	489.7	393.3	0.0	0.0	0.0	0.0	0.1	0.1
Bahrain, Kingdom of	419	45.1	36.3	57.2	55.2	44.1	26.9	13.7	6.3	5.3	4.2	5.9	4.1
Djibouti	611	3.8	2.7	1.5	2.3	2.4	1.0	0.1	0.0	0.0	0.3	0.9	1.9
Egypt	469	309.0	297.6	411.2	345.0	295.1	194.8	9.8	6.5	3.1	2.5	7.2	4.5
Iran, I.R. of	429	213.0	143.2	136.2	65.3	103.2	94.9	3.6	2.3	10.5	2.8	3.6	4.7
Iraq	433	5.8	3.7	3.6	3.4	3.8	4.2	0.2	0.1	0.0	0.0	0.0	0.0
Jordan	439	75.1	46.8	75.1	68.3	50.4	67.0	1.0	1.1	12.5	1.3	1.4	2.5
Kuwait	443	59.8	60.4	60.8	57.7	46.1	87.1	187.9	256.0	456.9	118.3	2.7	22.7
Lebanon	446	8.0	9.8	11.2	12.0	10.0	10.2	0.5	0.8	1.0	1.0	1.0	1.2
Libya	672	52.9	60.9	61.9	33.7	43.9	32.8	0.0	0.0	0.0
Mauritania	682	0.6	0.3	0.2	1.5	0.6	0.0	0.0	0.0	0.0	0.0	0.0
Morocco	686	46.6	53.6	63.1	46.7	49.6	55.6	89.4	87.7	103.0	79.8	79.5	46.1

New Zealand (196)

In Millions of U.S. Dollars

		Exports (FOB)						Imports (CIF)					
		2012	2013	2014	2015	2016	2017	2012	2013	2014	2015	2016	2017
Oman	449	71.5	71.8	82.8	62.9	59.8	63.6	924.3	340.2	22.9	2.0	35.4	8.1
Pakistan	564	70.2	62.6	79.2	49.5	58.7	96.3	47.7	48.4	52.5	48.7	50.4	50.0
Qatar	453	17.8	18.8	26.3	25.9	20.5	27.7	335.7	485.4	451.1	473.6	138.1	109.0
Saudi Arabia	456	560.8	449.5	628.4	432.3	353.6	416.4	841.4	691.0	599.8	350.8	466.2	259.3
Somalia	726	0.0	0.2	0.0	0.3	2.3	3.3	0.1	0.0	0.0	0.0	0.0	0.0
Sudan	732	65.9	66.9	38.1	41.1	42.8	43.0	0.0	0.1	0.1	0.1	0.0	0.0
Syrian Arab Republic	463	34.1	6.4	11.1	8.2	10.0	9.7	0.1	0.0	0.1	0.0	0.0	0.0
Tunisia	744	5.6	4.1	4.0	4.7	2.8	4.3	4.3	4.5	6.0	3.6	3.9	5.1
United Arab Emirates	466	493.5	537.7	763.4	590.7	433.5	598.7	273.3	906.1	752.8	320.2	796.4	1,251.7
West Bank and Gaza	487	0.1	0.0	0.0	0.0	0.0
Yemen, Republic of	474	32.6	48.8	67.2	20.2	26.1	14.6	77.8	0.0	0.0	0.1	0.0	0.0
Sub-Saharan Africa	603	650.3	703.0	698.0	549.9	426.3	534.6	226.1	290.5	262.0	154.2	149.3	148.1
Angola	614	27.0	34.5	39.0	22.2	7.8	21.1	0.0	0.0	0.0	0.0	0.0
Benin	638	2.1	0.7	2.3	1.3	2.8	0.9	0.1	0.0	0.1
Botswana	616	0.1	0.2	0.1	0.0	0.1	0.0	0.0	0.0	0.0	0.0	0.0
Burkina Faso	748	0.6	1.4	1.9	0.6	1.7	0.9	0.0	0.0	0.0	0.0	0.0
Burundi	618	0.0	0.0	0.0	0.0	0.1	0.0	0.0	0.0	0.0
Cabo Verde	624	0.0	0.0	0.0	0.0	0.1	0.0	0.0	0.1	0.1	0.0	0.0
Cameroon	622	16.9	20.4	25.0	22.2	13.4	11.4	0.7	1.3	1.9	1.4	0.5	0.7
Central African Rep.	626	0.1	0.2	0.1	0.0	0.0	0.0	0.0	0.0	0.2
Chad	628	0.0	0.2	1.5	1.1	0.3	0.2	0.0	0.1	0.0	0.0
Comoros	632	0.0	0.2	0.1	0.0	0.1	0.0	0.0	0.0	0.0	0.0
Congo, Dem. Rep. of	636	5.4	7.3	9.9	9.4	9.2	5.5	0.1	0.2	0.6	0.4	0.3	0.3
Congo, Republic of	634	0.4	2.6	1.8	4.6	3.4	3.0	0.0	0.0	0.0	0.1	0.0	0.0
Côte d'Ivoire	662	7.4	3.3	7.5	9.3	13.9	17.1	0.0	0.0	0.7	1.2	0.3	0.0
Equatorial Guinea	642	2.1	3.4	1.8	0.4	0.4	0.2
Eritrea	643	0.1	0.1	0.0	0.0	0.0	0.0	0.0	0.0	0.0	0.0	0.0
Eswatini, Kingdom of	734	0.0	0.0	0.0	0.0	0.0	0.1	0.1	0.1	0.3	0.3	0.7
Estonia	939	3.6	2.7	2.2	2.3	2.6	3.2	1.3	2.9	1.8	2.9	6.2	7.7
Ethiopia	644	0.4	0.2	2.2	1.2	2.7	2.1	5.0	4.2	4.9	4.2	4.4	3.8
Gabon	646	1.8	2.1	3.6	1.8	1.4	1.5	0.3	1.6	1.7	0.8	0.3	0.1
Gambia, The	648	0.2	0.1	0.5	0.1	0.7	0.3	0.0	0.0	0.0	0.0	0.0	0.1
Ghana	652	41.5	55.4	28.3	17.8	22.4	29.6	5.1	4.3	5.5	11.0	7.4	6.0
Guinea	656	1.4	1.3	2.0	3.5	2.1	1.2	0.0	0.2	0.2	0.2	1.0	0.3
Guinea-Bissau	654	0.0	0.1	0.1	0.0	0.0
Kenya	664	8.8	7.7	5.1	7.4	5.6	7.4	1.9	3.8	2.8	2.6	2.7	2.9
Lesotho	666	0.0	0.0	0.0	0.0	0.0	0.3	0.7
Liberia	668	0.5	0.1	0.5	0.9	1.2	0.4	0.0	0.0	0.0	0.0	0.0	0.0
Madagascar	674	0.3	0.5	0.7	1.6	1.6	1.9	0.1	0.5	0.8	0.9	0.9	1.4
Malawi	676	0.2	0.2	0.1	0.1	0.2	0.0	0.8	0.7	0.4	0.9	0.2	0.2
Mali	678	4.9	5.5	6.2	7.6	5.3	8.6	0.0	0.0	0.0	0.0	0.0	0.1
Mauritius	684	63.7	60.1	66.1	48.9	49.5	53.6	1.2	1.1	1.3	2.3	1.6	4.6
Mozambique	688	5.4	7.7	9.9	3.6	4.2	5.4	0.8	1.1	0.2	1.0	0.8	0.6
Namibia	728	1.9	0.4	0.9	0.3	0.3	1.3	0.1	0.1	0.1	0.1	0.6	8.5
Niger	692	0.3	0.1	0.5	0.3	0.0	0.0	0.1	2.0	0.0	0.1	0.1	0.2
Nigeria	694	223.2	255.7	277.7	202.2	124.4	174.2	90.8	121.1	99.8	0.0	0.0	2.3
Rwanda	714	0.0	0.0	0.0	0.1	0.4	0.2	0.0	0.1	0.1	0.1	0.4	0.4
Senegal	722	21.6	7.6	18.6	18.7	12.8	10.1	1.3	0.8	0.7	0.9	1.2	0.1
Seychelles	718	2.2	2.0	3.9	1.5	3.7	4.9	0.0	0.0	0.0	0.0	0.4	0.0
Sierra Leone	724	2.8	2.0	3.2	2.8	2.4	4.1	0.5	0.7	0.2	0.3	0.4	0.5
South Africa	199	201.3	211.4	164.1	145.2	125.6	160.1	110.3	126.0	125.5	118.5	116.0	107.6
Tanzania	738	3.1	4.0	4.7	3.3	3.5	3.4	4.0	6.9	10.4	2.9	6.5	3.8
Togo	742	0.9	0.3	0.8	1.7	0.5	0.7	0.0	10.2	0.2	0.0	0.1	0.3
Uganda	746	0.4	1.3	0.8	0.6	0.6	0.5	0.8	0.3	0.4	0.4	0.8	0.4
Zambia	754	0.1	0.5	1.7	1.0	1.4	1.0	0.5	2.3	1.6	0.7	0.1	0.1
Zimbabwe	698	1.5	2.2	4.5	6.1	0.8	2.0	1.1	0.7	1.6	2.3	1.7	0.9
Africa n.s.	799	0.1	0.4	0.1	0.0	0.0	0.0	0.0
Western Hemisphere	205	1,150.7	1,215.5	1,058.9	1,004.6	816.6	803.7	594.0	602.1	728.2	715.4	740.9	775.4
Anguilla	312	0.1	0.1
Antigua and Barbuda	311	0.8	0.9	0.7	1.9	1.0	1.1	0.0	0.0	0.1	0.0	0.0	0.0

New Zealand (196)

In Millions of U.S. Dollars

		Exports (FOB)						Imports (CIF)					
		2012	2013	2014	2015	2016	2017	2012	2013	2014	2015	2016	2017
Argentina	213	19.2	15.9	18.5	17.8	16.1	16.4	137.8	135.3	165.0	138.8	140.8	134.7
Aruba	314	0.9	0.8	1.1	0.7	0.6	0.9	0.0	0.0	0.0	0.0	0.1	0.1
Bahamas, The	313	2.8	2.2	1.7	1.6	1.0	1.4	0.0	0.0	0.1	0.0	0.0	0.0
Barbados	316	19.8	22.7	22.5	16.8	17.1	17.2	0.3	0.3	0.3	0.2	0.7	1.1
Belize	339	0.4	0.4	0.5	0.2	0.3	0.5	0.0	0.2	0.0	0.3	0.2	0.5
Bermuda	319	41.5	3.7	3.5	5.4	5.8	8.4	0.0	0.0	2.5	4.4	0.7	0.1
Bolivia	218	0.6	1.5	0.4	1.8	1.8	1.7	1.7	2.1	3.1	3.2	5.3	5.1
Brazil	223	66.5	164.2	135.7	48.2	54.2	56.7	92.0	82.4	99.3	105.3	138.8	123.9
Chile	228	60.6	125.4	121.5	95.5	89.7	123.5	51.2	46.4	92.3	97.8	79.8	82.8
Colombia	233	10.7	10.8	13.6	16.1	8.7	14.7	15.8	14.0	16.8	14.4	17.6	18.5
Costa Rica	238	4.1	4.2	2.8	5.6	8.4	8.1	9.4	12.2	22.5	6.0	26.4	23.0
Curacao	354	0.4	0.0
Dominica	321	0.1	0.1	0.1	0.1	0.0	0.0	0.0	0.0	0.1	0.3	0.0
Dominican Republic	243	9.1	9.2	12.0	10.4	11.0	16.2	3.9	5.8	6.2	7.4	11.8	11.0
Ecuador	248	3.6	3.6	4.8	3.5	6.0	3.9	19.0	26.1	39.8	45.9	57.3	58.7
El Salvador	253	4.9	4.2	4.4	14.6	7.2	6.1	1.7	1.9	13.3	21.9	1.5	1.9
Falkland Islands	323	0.3	0.2	0.2	0.4	0.1	0.2	0.0	0.1	0.0	0.0	0.0	0.0
Grenada	328	2.4	2.4	2.9	2.1	1.5	2.5	0.0	0.1	0.0	0.0	0.0	0.0
Guatemala	258	16.5	18.4	21.3	22.2	17.4	25.1	3.6	15.2	4.2	14.1	4.4	19.1
Guyana	336	17.4	16.0	15.5	16.9	13.4	16.7	1.8	1.6	2.8	1.6	1.7	2.2
Haiti	263	0.7	0.2	0.3	0.3	0.2	0.5	0.8	0.7	0.7	0.7	0.7	0.5
Honduras	268	0.7	0.7	1.0	4.8	0.4	0.9	2.6	3.1	3.5	3.1	2.7	3.6
Jamaica	343	28.5	27.0	26.8	29.0	22.8	23.1	4.8	4.0	4.6	4.5	5.5	5.2
Mexico	273	229.3	246.8	236.4	256.7	324.5	259.0	205.5	215.7	204.9	192.9	204.0	241.3
Netherlands Antilles	353	2.5	0.3	3.0	1.3	1.1	0.1	0.2	0.0	0.1
Nicaragua	278	25.7	26.9	22.8	23.8	17.1	18.7	1.0	0.7	1.3	1.7	1.3	1.8
Panama	283	31.1	23.6	35.3	36.5	32.3	36.3	0.1	0.1	0.7	0.3	0.8	1.4
Paraguay	288	0.4	0.6	0.8	1.4	0.6	0.9	0.4	0.5	0.4	0.3	0.3	0.2
Peru	293	109.0	88.8	142.2	90.6	49.1	80.0	34.7	25.9	39.9	45.1	31.0	31.8
Sint Maarten	352	0.5
St. Kitts and Nevis	361	0.1	0.1	0.1	0.1	0.1	0.0	0.0	0.1	0.1	0.2	0.1	0.0
St. Lucia	362	3.0	3.4	2.8	2.8	2.5	3.0	0.0	0.0	0.0	0.0
St. Vincent & Grens.	364	1.9	1.1	1.5	1.2	0.9	0.6	0.0	0.0	0.0	0.0	0.0	0.0
Suriname	366	1.0	0.0	0.2	0.1	0.1	0.1	0.4	0.1	0.2	0.3	0.5	0.9
Trinidad and Tobago	369	46.4	44.4	45.4	37.5	34.0	46.1	0.5	0.4	0.8	0.8	0.8	1.1
Uruguay	298	11.8	12.5	12.8	14.8	16.0	10.3	3.0	5.4	1.8	3.7	5.6	4.5
Venezuela, Rep. Bol.	299	376.0	331.0	94.8	220.5	51.8	0.3	0.0	1.1	0.1	0.2	0.1	0.2
Western Hem. n.s.	399	0.7	1.4	49.1	1.4	1.5	1.7	1.7	0.5	0.8	0.2	0.1	0.4
Other Countries n.i.e	910	18.2	52.5	56.8	61.0	26.2	39.5	0.7	0.8	0.9	0.6	0.8	0.7
Cuba	928	18.2	52.5	56.8	61.0	26.2	39.5	0.7	0.8	0.9	0.6	0.8	0.7
Special Categories	899	289.1	435.1	439.9	335.4	231.2	58.1	172.3	152.7	170.2	93.7
Countries & Areas n.s.	898	175.0	0.4	0.2	209.1	299.5	459.8	29.6	0.3	0.0	4.4	13.3
Memorandum Items													
Africa	605	1,119.3	1,072.2	1,289.3	1,005.2	1,017.4	1,035.7	320.0	382.9	371.1	238.0	233.8	201.2
Middle East	405	1,978.9	1,791.6	2,396.5	1,781.0	1,499.9	1,648.7	2,669.4	2,695.8	2,316.1	1,277.0	1,457.8	1,667.8
European Union	998	3,553.6	3,676.1	4,005.5	3,496.4	3,276.1	3,333.8	6,021.2	6,653.3	7,439.3	6,482.9	6,551.9	7,413.2
Export earnings: fuel	080	2,847.5	2,614.8	3,160.1	2,370.7	2,064.8	2,246.2	4,058.6	3,797.2	3,215.8	2,066.4	1,790.5	1,952.1
Export earnings: nonfuel	092	34,406.6	36,969.2	38,665.5	31,980.5	31,617.0	35,841.8	34,325.5	35,857.9	39,088.3	34,483.6	34,473.0	37,943.5

Nicaragua (278)

In Millions of U.S. Dollars

		Exports (FOB)						Imports (CIF)					
		2012	2013	2014	2015	2016	2017	2012	2013	2014	2015	2016	2017
IFS World		2,671.9	2,436.2	2,670.8	2,421.7	2,226.4	5,854.1	5,656.5	5,876.5	5,906.2	5,887.2
World	001	2,677.0	2,400.1	4,971.7	4,704.8	2,226.4	2,500.1	5,853.5	5,613.9	5,379.0	5,511.3	5,887.2	6,081.9
Advanced Economies	110	1,530.0	1,297.0	3,119.6	3,040.0	1,304.2	1,512.2	1,778.3	1,485.7	1,585.5	1,829.5	1,766.3	1,980.1
Euro Area	163	233.5	182.2	267.6	232.0	146.5	205.8	291.3	260.7	268.1	362.6	284.5	302.0
Austria	122	0.2	0.4	0.3	0.2	9.6	3.8	5.1	4.7
Belgium	124	66.0	21.4	27.3	30.9	29.6	50.0	11.2	13.0	10.8	11.4	11.8	11.0
Estonia	939	0.0	0.1	3.1	2.7
Finland	172	9.4	7.4	6.9	3.5	5.5	7.7	4.8	1.7	3.3	4.8	4.7	4.4
France	132	30.9	47.0	46.3	40.6	32.4	24.9	29.0	32.9	23.3	110.5	35.8	34.1
Germany	134	29.1	30.1	32.3	35.1	26.1	52.6	68.4	73.4	97.5	88.4	92.1	100.2
Greece	174	0.4	0.4	0.4	1.1	0.8	0.4	0.3	0.5
Ireland	178	1.7	2.0	2.0	2.5	3.9	3.8	3.3	4.1
Italy	136	35.5	28.7	40.1	34.7	29.0	30.6	39.6	34.7	36.3	38.6	52.8	32.0
Latvia	941	0.1	0.0	0.7	0.3
Lithuania	946	0.1	0.0	0.1	0.2	0.1	0.5
Luxembourg	137	0.0	7.7	0.2	0.8	16.5
Netherlands	138	27.0	13.7	15.4	27.1	10.2	19.6	15.0	12.9	12.5	26.0	21.3	24.3
Portugal	182	0.4	0.4	0.6	0.3	2.0	2.1	2.2	2.5
Slovak Republic	936	0.0	0.0	0.0	0.0	0.6	0.7
Slovenia	961	0.0	0.0	0.4	0.3
Spain	184	32.7	30.6	95.5	55.6	13.7	12.8	107.0	81.8	68.3	65.6	66.1	79.4
Australia	193	11.6	10.0	10.4	10.8	3.2	2.7	3.5	6.1
Canada	156	317.6	313.6	250.3	59.2	34.6	44.5	40.3	35.2	36.2	42.6	32.2	39.3
China,P.R.: Hong Kong	532	5.0	4.7	10.6	7.6	11.0	5.1	5.3	3.4
Czech Republic	935	0.0	0.0	1.1	0.7	1.3	1.8	2.2	2.3
Denmark	128	0.6	0.6	0.4	0.9	10.2	5.6	8.1	6.1
Iceland	176	0.6	0.7	0.7	0.9	0.1	0.1
Israel	436	0.5	0.8	0.5	0.2	7.7	6.7	8.7	10.1
Japan	158	24.4	20.7	24.2	17.6	20.7	25.8	174.4	146.5	142.1	148.5	128.2	141.7
Korea, Republic of	542	23.8	9.1	9.8	7.0	5.8	9.0	81.7	82.7	78.2	86.6	90.1	85.7
New Zealand	196	0.6	0.3	0.5	0.8	5.6	5.9	5.5	6.1
Norway	142	9.7	7.1	6.2	5.7	1.8	1.2	0.5	0.7	0.9	0.8	3.1	3.2
Singapore	576	0.6	0.7	1.7	1.0	5.0	4.9	5.3	5.5
Sweden	144	8.9	7.4	6.3	9.0	8.1	10.6	11.2	17.6	17.0	16.9	13.4	12.1
Switzerland	146	0.2	0.0	0.7	1.3	0.6	0.2	19.5	20.4	12.9	17.7	16.3	19.3
Taiwan Prov.of China	528	47.0	65.5	76.4	83.8	55.7	89.0	22.4	25.3	29.3	33.0	29.8	32.9
United Kingdom	112	44.6	40.1	46.7	56.7	48.0	73.9	14.9	18.9	26.3	22.4	16.3	17.1
United States	111	800.7	633.5	2,405.5	2,544.8	982.3	1,052.2	1,078.0	845.0	935.7	1,058.8	1,152.3	1,326.8
Emerg. & Dev. Economies	200	1,146.0	1,101.5	1,850.2	1,662.9	869.9	902.1	4,068.8	4,125.5	3,779.0	3,679.8	4,102.0	4,082.5
Emerg. & Dev. Asia	505	13.1	21.5	38.3	30.3	35.4	73.2	762.1	847.4	1,096.7	1,162.5	1,302.6	1,173.5
Bangladesh	513	0.4	0.8	0.8	2.3
Cambodia	522	0.0	0.3	0.7	0.5	2.6
China,P.R.: Mainland	924	10.7	16.7	28.1	21.6	9.7	14.9	578.4	630.7	857.9	845.5	896.3	852.1
India	534	0.5	2.3	0.7	2.0	1.1	2.8	74.9	85.5	90.5	119.1	151.3	127.1
Indonesia	536	0.7	0.0	0.1	0.1	10.5	10.5	13.5	14.2
Malaysia	548	0.1	0.0	0.0	0.5	13.9	14.6	13.1	14.5
Papua New Guinea	853	0.0	0.3	0.2
Philippines	566	0.0	0.5	0.3	0.3	3.3	2.8	3.0	3.8
Sri Lanka	524	0.2	0.1	0.1	2.1	2.0	2.3	1.9
Thailand	578	1.0	2.0	2.8	2.1	1.7	2.9	71.0	90.5	103.0	137.1	139.1	75.0
Vietnam	582	6.3	3.5	7.3	9.3	11.8	21.2
Asia n.s.	598	0.0	0.0	22.9	52.6	0.0	0.0	116.0	119.4
Europe	170	16.0	40.8	22.1	10.1	7.7	13.8	102.6	80.8	55.5	81.7	100.6	116.5
Emerg. & Dev. Europe	903	0.4	23.0	3.5	4.2	18.6	14.8	12.5	15.2
Bulgaria	918	0.0	0.0	0.2	0.4	0.2	0.2	0.2	0.5
Hungary	944	0.2	0.0	0.9	1.6	1.7	2.5
Poland	964	0.4	3.0	3.2	3.7	1.6	2.3	2.6	6.9
Romania	968	0.0	19.8	0.1	0.1	5.7	1.2	0.5	0.7
Turkey	186	0.0	0.0	0.0	10.2	9.4	7.4	4.5

Nicaragua (278)

In Millions of U.S. Dollars

		Exports (FOB)						Imports (CIF)					
		2012	2013	2014	2015	2016	2017	2012	2013	2014	2015	2016	2017
CIS	901	15.6	17.7	18.6	5.8	6.9	10.1	84.0	66.1	43.0	66.4	47.3	48.5
Belarus	913	4.1	1.6	2.6	3.9
Russian Federation	922	15.6	17.7	18.5	5.6	6.9	10.1	78.9	59.9	39.8	62.3	47.3	48.5
Ukraine	926	0.1	0.2	1.1	4.6	0.6	0.3
Europe n.s.	884	0.0	0.0	0.8	3.7	0.0	0.0	53.2	67.9
Mid East, N Africa, Pak	440	4.2	4.4	5.2	5.5	14.2	6.4	5.3	7.6
Egypt	469	1.1	1.0	0.1	0.1	0.2	0.3	0.2
Iran, I.R. of	429	0.0	8.1	0.0	0.0	0.0
Jordan	439	0.1	0.1	0.1	0.1	0.2	0.2	0.1
Lebanon	446	0.0	0.1	0.1	0.0	0.0
Morocco	686	0.1	0.5	0.0	0.2	0.1	0.1	0.1	0.1
Pakistan	564	0.0	0.7	0.2	0.7	0.9	1.0	1.8
Qatar	453	0.0	0.0	0.2	0.9	0.9
Saudi Arabia	456	0.1	0.1	0.1	4.5	4.3	2.2	1.9
Syrian Arab Republic	463	0.1	0.0	0.0	0.0
Tunisia	744	0.2	0.1	0.2	0.2
United Arab Emirates	466	3.9	2.7	3.3	4.7	0.2	0.3	0.4	2.2
Sub-Saharan Africa	603	1.4	13.3	33.4	28.8	1.9	3.3	17.4	11.0
Angola	614	0.4	0.1	0.1
Congo, Republic of	634	0.1	0.2	0.1	0.2	0.0	0.0
Côte d'Ivoire	662	5.8	28.0	0.0	0.0	0.0
Estonia	939	0.0	0.1	3.1	2.7
Ethiopia	644	0.0	0.0	14.5	8.4
Ghana	652	0.0	12.4	18.4	0.0	0.0	0.0	0.0
Kenya	664	0.0	0.1	0.0
Mali	678	8.0
Mauritius	684	0.0	0.1	0.0	0.1
Niger	692	0.1	0.0
Nigeria	694	0.0	0.0	0.0	0.0	0.3
Senegal	722	0.2	0.0	0.0	0.0	0.0	0.0
South Africa	199	0.8	0.5	0.7	0.4	1.8	3.1	2.8	2.2
Western Hemisphere	205	1,111.3	1,021.6	1,751.1	1,588.3	826.8	815.1	3,188.1	3,187.5	2,604.1	2,417.0	2,698.7	2,792.5
Argentina	213	0.1	0.1	0.2	0.1	0.3	0.2	34.7	51.1	34.1	30.4	37.4	89.9
Aruba	314	0.2	0.1	0.1	0.2	0.3
Bahamas, The	313	0.2	0.2	0.1	0.1	0.0	0.0
Barbados	316	0.0	0.1	0.0	0.0	0.2	0.2	0.0
Belize	339	0.1	0.1	0.1	0.3	0.0	0.0	0.0	0.2
Bolivia	218	0.3	0.5	1.0	0.9	0.7	0.9	2.3	3.9	0.7	0.5	3.5	0.5
Brazil	223	1.1	0.8	1.8	2.6	2.8	2.5	106.2	145.3	132.2	127.3	143.3	142.9
Chile	228	7.1	3.7	10.9	2.7	1.0	0.7	26.9	41.2	43.4	42.9	41.3	43.2
Colombia	233	13.4	9.9	9.3	9.9	6.7	5.3	18.0	18.8	19.9	19.7	22.0	132.2
Costa Rica	238	115.4	119.3	154.1	131.9	135.8	140.8	462.4	477.4	464.5	479.0	483.9	482.9
Dominica	321	0.0	1.4	0.1	0.0	0.0	0.0
Dominican Republic	243	14.1	14.3	31.0	35.4	13.0	6.2	10.0	10.6	9.0	8.2	8.5	10.6
Ecuador	248	2.4	1.7	3.6	4.1	5.1	3.9	8.2	8.7	7.2	71.2	84.6	9.9
El Salvador	253	245.3	213.4	228.5	259.4	251.7	228.5	320.6	278.6	284.2	307.7	330.4	350.8
Guatemala	258	76.4	84.4	93.6	111.6	90.1	90.1	351.0	359.3	372.1	407.4	423.2	433.1
Guyana	336	0.5	0.8	0.7	0.4	0.0	13.3	12.9
Haiti	263	5.3	13.6	5.6	1.4	0.0	0.0	0.0	0.0
Honduras	268	66.5	79.3	155.9	174.3	68.7	66.8	164.2	209.4	159.4	173.1	176.4	171.9
Jamaica	343	5.7	1.3	1.5	0.9	0.1	0.0	0.0	0.0
Mexico	273	70.1	47.7	617.4	519.1	69.6	81.5	443.2	464.6	545.8	610.1	601.3	638.3
Panama	283	18.3	27.5	39.4	35.3	39.0	36.2	14.1	9.7	11.2	27.2	38.7	29.2
Paraguay	288	0.0	0.0	0.1	0.2	5.7	2.7	1.7	3.6
Peru	293	4.7	0.7	1.3	2.6	16.8	15.3	17.1	20.6
Suriname	366	0.4	0.6	0.4	0.4	0.0	0.0	0.0	0.0
Trinidad and Tobago	369	2.1	0.8	0.5	0.6	14.4	14.4	8.2	2.2
Uruguay	298	0.4	0.0	0.1	0.1	12.5	11.8	23.7	17.2
Venezuela, Rep. Bol.	299	444.0	384.0	390.1	290.3	113.6	116.8	1,176.8	1,064.4	456.0	55.1	206.8	139.5
Western Hem. n.s.	399	17.5	17.0	2.2	3.4	28.6	34.8	0.0	0.0	0.0	0.0	97.5	117.7

Nicaragua (278)

In Millions of U.S. Dollars

		Exports (FOB)						Imports (CIF)					
		2012	2013	2014	2015	2016	2017	2012	2013	2014	2015	2016	2017
Other Countries n.i.e	910	1.0	1.6	1.9	1.9	1.1	1.0	2.9	2.8	14.5	2.0	1.6	0.6
Cuba	928	1.0	1.6	1.9	1.9	1.1	1.0	2.6	1.5	2.7	1.7	1.6	0.6
Korea, Dem. People's Rep.	954	0.0	0.3	1.3	11.7	0.4
Countries & Areas n.s.	898	51.2	84.8	3.6	17.4	18.6
Memorandum Items													
Africa	605	1.5	13.8	33.4	29.0	2.2	3.6	17.7	11.3
Middle East	405	4.0	3.8	4.5	5.1	13.1	5.2	4.0	5.4
European Union	998	288.0	253.3	325.5	303.5	202.6	290.4	337.4	309.9	326.9	420.9	314.3	331.2
Export earnings: fuel	080	482.2	417.6	426.6	316.6	133.1	137.0	1,311.5	1,174.9	535.3	216.4	364.3	330.6
Export earnings: nonfuel	092	2,194.8	1,982.5	4,545.1	4,388.2	2,093.3	2,363.1	4,542.0	4,439.0	4,843.7	5,294.9	5,522.9	5,751.3

Niger (692)

In Millions of U.S. Dollars

		Exports (FOB)						Imports (CIF)					
		2012	2013	2014	2015	2016	2017	2012	2013	2014	2015	2016	2017
IFS World	
World	001	1,375.3	1,335.5	983.7	787.8	927.5	1,055.5	1,688.3	1,715.5	2,152.5	2,461.4	1,864.9	1,900.7
Advanced Economies	110	821.8	737.6	525.4	525.1	400.6	458.1	643.9	527.3	767.5	1,171.0	907.1	873.8
Euro Area	163	550.3	553.9	406.2	328.5	302.3	342.6	367.9	295.3	485.2	916.8	657.3	675.1
Austria	122	0.0	0.8	1.2	1.0	0.7	0.5	0.3
Belgium	124	2.5	1.1	1.2	8.6	0.8	0.2	29.1	25.1	15.5	23.6	26.2	24.9
Cyprus	423	1.1	0.2	0.0	0.0	0.1	0.2	0.0	0.1	0.3	0.8
Estonia	939	3.2	0.0	2.9	1.5	0.0
Finland	172	0.0	0.0	0.0	0.0	0.8	1.6	6.2	0.1	1.0	0.7
France	132	473.7	529.2	383.2	303.3	289.9	315.6	198.7	172.5	313.3	778.5	527.4	539.9
Germany	134	7.8	3.6	5.6	2.9	5.4	8.2	67.7	25.8	74.9	41.8	47.3	29.9
Greece	174	0.4	0.6	0.5	0.5	1.5	1.1	1.6
Ireland	178	0.0	0.0	0.0	0.0	1.2	2.9	3.3	1.6	5.7	21.1
Italy	136	12.6	4.9	2.6	2.1	1.6	15.3	17.9	22.8	21.6	20.1	16.6	15.4
Luxembourg	137	0.1	0.1	0.0	0.0	0.4	0.6	0.1	0.8	0.1	0.2
Malta	181	0.6	0.6	0.6	1.0	0.6	1.0
Netherlands	138	28.8	14.5	12.7	10.4	1.9	0.7	25.6	27.3	31.8	31.5	17.0	23.8
Portugal	182	0.0	0.0	0.0	0.0	0.1	0.1	2.4	0.5	1.3	1.5	2.1	4.6
Slovak Republic	936	0.0	0.0	0.0	0.0	0.0	0.0	0.4	2.4	1.4	0.4	0.0
Slovenia	961	0.0	0.0	0.0	0.1	0.2	0.2
Spain	184	23.3	0.3	0.7	1.0	2.5	2.3	18.8	13.3	9.7	10.9	10.7	10.6
Australia	193	0.0	0.0	0.0	5.0	2.4	1.8	1.0	2.7	4.6
Canada	156	2.0	0.3	0.4	0.3	0.1	0.1	4.8	3.3	2.7	2.0	3.2	0.9
China,P.R.: Hong Kong	532	0.1	0.0	1.2	6.4	0.7	0.2	1.4	0.4	0.2	0.1
China,P.R.: Macao	546	e 0.0	e 0.0	e 0.1	e 0.0	0.0	0.0	0.0	0.0
Czech Republic	935	0.0	0.0	1.2	1.7	1.2	1.3	0.6	0.1
Denmark	128	0.0	0.0	0.0	0.2	9.1	9.3	8.3	4.7	6.4	5.3
Iceland	176	0.0	0.0	0.0	0.0	0.0	0.1	0.1	0.1
Israel	436	0.0	0.0	0.4	0.5	0.8	0.8	0.2	0.6
Japan	158	65.2	0.6	1.8	7.7	15.1	19.0	100.3	69.7	94.6	65.9	60.0	43.9
Korea, Republic of	542	39.9	1.4	0.1	0.5	0.8	0.6	6.7	8.9	7.9	11.2	5.6	10.6
New Zealand	196	0.0	0.2	0.0	0.0	0.1	0.8	0.6	3.4	1.6	0.9	0.0
Norway	142	0.0	0.0	0.1	0.0	1.0	0.6	0.9	0.2	0.1	0.2
Singapore	576	4.3	1.3	5.5	3.8	8.7	1.3	3.4	5.7	5.5	3.5	2.5	1.6
Sweden	144	0.1	0.7	0.2	0.0	0.0	6.5	8.5	5.7	6.0	5.7
Switzerland	146	85.7	55.9	32.3	41.9	35.7	51.7	12.2	7.2	27.8	15.2	7.6	11.0
Taiwan Prov.of China	528	0.8	1.4	1.4	3.0	4.2	11.9
United Kingdom	112	0.5	0.3	0.6	0.1	0.1	0.0	10.7	11.6	5.8	11.0	4.9	7.1
United States	111	73.9	122.9	78.0	142.3	36.4	36.1	112.3	100.3	113.1	132.4	144.7	95.0
Emerg. & Dev. Economies	200	549.3	596.8	457.5	262.7	526.8	597.3	1,033.2	1,171.2	1,269.0	1,274.1	950.2	1,018.2
Emerg. & Dev. Asia	505	114.2	120.2	99.5	55.2	304.7	383.1	520.7	611.0	708.9	776.3	540.2	579.8
Bangladesh	513	0.1	0.0	0.0	0.0	0.1	0.1	0.1	0.0	0.0	0.0
Brunei Darussalam	516	0.0	0.0	0.0	0.2	0.0	0.0	0.0	0.0	0.0
Cambodia	522	0.3	0.3	0.4	0.4	0.4	0.5
China,P.R.: Mainland	924	62.6	83.2	56.3	7.6	49.5	39.2	358.0	406.3	486.8	565.4	300.9	270.7
Fiji	819	e 0.0	e 0.0	e 0.0	e 0.0	e 0.1	e 0.0
India	534	15.7	13.0	15.0	11.6	24.5	38.3	78.8	103.7	79.2	93.5	65.7	94.1
Indonesia	536	1.8	0.8	1.9	1.9	17.9	9.4	5.5	3.8	5.5	4.2	5.8	3.5
Malaysia	548	21.3	14.4	14.3	21.7	103.1	103.1	25.6	26.1	28.2	27.6	54.6	106.4
Myanmar	518	0.0	0.2	1.3	0.7
Nepal	558	e 0.0	e 0.0	e 0.0	e 0.0	e 0.3	e 0.0	0.0	0.0	0.0
Philippines	566	0.0	0.0	0.0	0.2	0.1	0.1	0.2	0.0	0.0
Samoa	862	e 0.1	e 0.1	e 0.1
Sri Lanka	524	0.1	0.1	0.2	0.1	0.0	0.0
Thailand	578	9.6	5.9	6.5	8.9	107.6	191.0	46.3	60.5	101.3	79.2	107.6	98.8
Vietnam	582	3.1	2.9	5.3	3.4	1.8	1.8	5.3	8.1	6.4	4.5	4.9	5.5
Asia n.s.	598	0.4	0.5	0.7	0.3	0.2	0.2
Europe	170	5.9	1.6	5.2	4.4	22.1	17.2	16.0	24.9	36.7	24.0	21.9	37.8
Emerg. & Dev. Europe	903	5.8	1.6	5.2	4.3	22.1	16.2	14.3	21.4	28.7	20.1	19.7	34.9
Albania	914	0.0	0.2	0.0	0.0	0.0	0.1	0.1

Niger (692)

In Millions of U.S. Dollars

		Exports (FOB)						Imports (CIF)					
		2012	2013	2014	2015	2016	2017	2012	2013	2014	2015	2016	2017
Bosnia and Herzegovina	963	0.0	0.0	0.1
Bulgaria	918	0.0	0.1	0.0	0.0	0.0	0.5	1.3	0.1	0.1	0.5	0.4
Croatia	960	e 0.0	e 0.0	0.0	0.0	0.2	0.0	0.0	0.0
Hungary	944	0.0	0.0	0.0	1.0	1.1	0.6	1.2	1.6	1.7
Poland	964	1.9	0.5	0.7	1.1	0.8	0.1	1.8	2.6	1.5	3.3	2.6	7.5
Romania	968	0.1	0.0	0.5	0.2	2.5	0.1	0.2	1.3
Serbia, Republic of	942	0.0	0.0	0.0	0.0	0.1
Turkey	186	4.0	1.0	4.3	3.2	21.2	16.1	10.2	16.0	23.7	15.3	14.6	24.0
CIS	901	0.1	0.0	0.0	0.0	0.0	1.0	1.7	3.5	8.0	4.0	2.2	2.9
Belarus	913	e 0.0	e 0.0	e 0.0	e 0.0	e 0.0	e 0.0	0.8	0.2	0.0
Georgia	915	0.0	0.0	0.0	0.0	0.1	0.1
Russian Federation	922	0.0	0.0	0.0	0.9	0.7	0.0	6.0	1.1	0.3	2.1
Ukraine	926	0.1	0.0	0.0	0.0	0.0	0.0	1.0	2.7	2.0	2.6	1.9	0.6
Mid East, N Africa, Pak	440	16.4	10.1	11.4	7.9	10.9	6.6	103.0	114.4	89.5	67.5	66.9	62.5
Algeria	612	2.3	1.3	2.2	1.6	2.0	0.1	16.5	18.0	18.4	11.4	9.6	0.3
Bahrain, Kingdom of	419	1.2	1.2	0.0	0.0	0.0	1.7	2.9	3.2
Egypt	469	0.0	0.0	0.0	0.0	1.5	1.5	0.5	2.9	3.4	3.1	2.6	2.3
Iran, I.R. of	429	0.1	0.9	0.2	0.9	0.8	0.8	0.9
Jordan	439	0.1	0.0	0.0	1.1	0.1	0.1	0.2	0.1
Kuwait	443	0.0	0.0	0.0	0.0	0.0	0.1	0.0	1.3	0.5	0.6
Lebanon	446	1.7	2.0	1.6	0.0	0.5	1.0	1.0	1.8	0.8	0.9
Libya	672	0.4	0.6	0.2	0.2	0.0	0.0	0.3	2.7	0.7	1.6	0.5	0.6
Mauritania	682	0.4	2.0	0.2	0.2	0.2	0.1	0.1	0.1	0.1	0.1
Morocco	686	1.9	0.4	0.2	0.8	0.4	0.1	10.9	8.5	7.8	10.1	10.5	11.8
Oman	449	0.0	0.3	0.0
Pakistan	564	1.1	2.3	0.7	0.2	0.2	0.2	52.4	60.6	30.7	20.3	10.4	11.1
Qatar	453	0.0	0.1	0.0	0.1	0.1	0.1
Saudi Arabia	456	0.4	0.4	0.1	0.1	0.2	0.1	5.2	3.1	1.8	1.5	1.8	1.9
Syrian Arab Republic	463	e 0.0	e 0.0	e 0.0	e 0.0	e 0.0	e 0.0	0.0	0.1	0.0	0.0	0.0	0.0
Tunisia	744	6.0	1.1	1.3	1.2	1.2	7.7	6.0	7.1	4.8	6.2	6.4
United Arab Emirates	466	4.0	3.9	3.0	1.6	2.5	3.2	6.4	11.0	17.4	8.8	20.0	22.4
West Bank and Gaza	487	e 0.0	e 0.1	e 0.0	e 0.0	e 0.0	0.0
Sub-Saharan Africa	603	379.3	454.2	326.4	181.0	182.8	189.8	333.0	371.0	383.2	358.2	297.8	332.9
Angola	614	0.0	0.1	0.0	0.1	0.0	0.0
Benin	638	9.3	4.3	7.4	2.3	3.1	3.5	20.2	23.2	56.3	61.5	31.6	34.9
Botswana	616	0.0	0.5	0.5
Burkina Faso	748	37.9	217.7	164.3	43.6	31.9	33.3	7.0	13.1	18.2	12.3	10.3	11.6
Cameroon	622	2.7	2.5	0.1	3.0	0.0	0.0	2.4	3.7	1.8	5.9	0.1	0.2
Chad	628	0.4	0.0	0.3	0.0	0.0	0.0	0.1	0.3	0.0	0.0	0.0
Congo, Dem. Rep. of	636	0.0	0.0	0.0	0.0	1.0	0.4	0.0	0.0	0.0
Congo, Republic of	634	0.0	0.0	0.0	0.0	0.0	0.0	0.3	0.0	0.0
Côte d'Ivoire	662	12.3	7.3	8.0	4.6	1.1	0.7	57.4	61.5	57.5	53.5	35.5	44.3
Equatorial Guinea	642	0.0	0.1
Eswatini, Kingdom of	734	0.0	0.0	0.0	0.0	0.1	0.0	0.1	0.0	0.0
Estonia	939	3.2	0.0	2.9	1.5	0.0
Ethiopia	644	0.0	0.0	0.0	0.0	0.0	0.0	0.0	0.0	0.2	0.5	0.5
Ghana	652	48.8	3.6	2.4	5.2	4.9	5.1	25.4	43.3	61.5	62.8	52.6	55.2
Guinea	656	0.0	0.0	0.1	0.0	0.0	0.0	0.1	0.1	0.1	0.0	0.0	0.0
Guinea-Bissau	654	0.9	0.0	0.0
Kenya	664	0.0	0.0	0.0	0.0	0.0	0.2	0.2	0.7	0.3	0.3	0.3
Madagascar	674	0.0	0.0	0.0	0.0	0.0	0.0	0.0	0.3	0.3
Mali	678	114.1	2.7	7.1	23.1	52.2	54.5	3.2	1.1	1.3	1.4	0.6	0.7
Mauritius	684	0.0	0.1	0.1	0.1	0.1	0.0
Namibia	728	0.6	0.0	0.0	0.0	0.0	0.0	0.0	0.0	0.0	0.0	0.0	0.0
Nigeria	694	148.4	205.6	133.2	98.7	87.7	91.5	101.6	87.8	82.5	91.4	108.4	109.1
São Tomé & Príncipe	716	0.1	0.0	0.0
Senegal	722	0.3	0.0	0.0	0.1	0.7	0.8	13.4	15.7	12.0	14.2	15.4	24.3
South Africa	199	0.8	0.1	0.1	0.0	0.0	0.0	11.2	11.4	8.5	8.3	7.0	9.5
Tanzania	738	0.0	0.0	0.0	2.0
Togo	742	2.7	10.2	3.3	0.3	0.9	0.1	90.5	108.3	81.9	45.7	34.1	39.1

Niger (692)

In Millions of U.S. Dollars

		Exports (FOB)						Imports (CIF)					
		2012	2013	2014	2015	2016	2017	2012	2013	2014	2015	2016	2017
Uganda	746	0.0	0.0	0.1	0.1	0.0	0.0
Western Hemisphere	205	33.5	10.8	14.9	14.2	6.2	0.6	60.5	49.8	50.8	48.1	23.3	5.3
Antigua and Barbuda	311	e 0.0	e 0.0	e 0.1	e 0.0
Argentina	213	0.1	0.0	0.0	12.9	10.1	18.4	10.2	4.4	3.7
Bahamas, The	313	e 2.8	0.0	0.1
Brazil	223	31.4	10.5	9.9	13.8	5.6	0.0	45.5	35.0	24.6	32.6	15.8	0.8
Chile	228	0.1	0.0	0.1	0.0	0.0	0.0	0.6	0.7	0.8	2.4	1.8	0.1
Curacao	354	0.1
Ecuador	248	0.1	0.0	0.0	0.0	0.0	0.0	0.0	0.0	0.1	0.1
Falkland Islands	323	0.0	0.0	0.1	0.0	0.0
Guatemala	258	0.0	0.0	1.5	0.8	1.2	0.3	0.3
Haiti	263	0.0	0.1	0.1	0.1	0.0	0.0	0.0
Honduras	268	0.1	0.1	0.0	0.0	0.4	0.0	0.0	0.0	0.0
Mexico	273	0.0	0.0	0.6	0.0	0.0	0.2	0.1	1.8	0.4	0.4	0.0
Netherlands Antilles	353	e 0.1	e 0.1	e 0.1	e 0.0	e 0.0	e 0.0
Nicaragua	278	0.0	0.3	0.3	0.0	0.1	0.2	0.0	0.0	0.0
Panama	283	1.6	0.0	0.0	0.0	0.8	0.0	0.0	0.0	0.0
Peru	293	e 0.0	e 0.0	e 0.0	e 0.1	e 0.0	e 0.0	0.0	0.4	0.1	0.8	0.3
Suriname	366	e 0.0	e 0.0	e 0.1	e 0.1	e 0.0	0.0	0.0
Uruguay	298	0.1	0.1	0.0	0.0	0.0	0.0
Venezuela, Rep. Bol.	299	1.3	0.0	0.0	3.6	0.5	0.0	0.0
Western Hem. n.s.	399	0.0	1.3	0.0	0.0	0.0
Other Countries n.i.e	910	4.1	1.1	0.8	0.0	0.1	0.1	2.5	4.6	23.5	0.8	2.7	3.0
Cuba	928	0.0	22.3	0.4	0.0	0.0
Korea, Dem. People's Rep.	954	4.1	1.1	0.8	0.0	0.1	0.1	2.5	4.6	1.2	0.4	2.7	3.0
Countries & Areas n.s.	898	8.8	12.4	92.4	15.4	5.0	5.6
Memorandum Items													
Africa	605	389.8	457.0	332.1	184.7	186.6	190.1	368.3	403.7	416.6	384.6	324.2	351.5
Middle East	405	4.8	5.0	5.1	4.0	7.0	6.1	15.2	21.2	25.4	20.7	30.0	32.8
European Union	998	552.7	555.5	407.9	329.8	303.3	342.9	399.4	331.6	511.1	938.4	680.1	704.2
Export earnings: fuel	080	156.1	211.9	140.5	102.4	93.7	97.3	132.1	123.4	131.4	120.4	145.0	141.2
Export earnings: nonfuel	092	1,219.2	1,123.6	843.2	685.4	833.8	958.1	1,556.2	1,592.1	2,021.1	2,340.9	1,719.9	1,759.5

Nigeria (694)

In Millions of U.S. Dollars

		Exports (FOB)						Imports (CIF)					
		2012	2013	2014	2015	2016	2017	2012	2013	2014	2015	2016	2017
IFS World		142,548.3	90,555.3	103,100.0	50,216.2	33,302.3	35,702.9	44,598.4	46,504.7	34,891.4	35,532.3
World	001	110,029.9	98,666.1	99,356.0	57,903.4	40,340.7	49,125.5	41,914.0	50,284.6	52,414.0	38,815.7	31,760.0	35,991.6
Advanced Economies	110	57,626.4	46,680.5	38,852.0	21,485.6	15,653.2	21,177.1	22,333.5	26,788.6	25,662.2	17,420.5	13,279.2	16,805.3
Euro Area	163	25,140.0	23,114.9	22,693.1	13,029.6	7,892.9	10,576.4	8,226.2	8,906.7	8,597.2	6,755.8	5,967.2	7,107.1
Austria	122	21.6	25.0	27.6	16.6	10.9	13.5
Belgium	124	0.4	0.4	1.4	0.5	0.5	0.9	2,224.6	2,929.8	2,553.0	2,300.2	2,448.5	3,144.6
Cyprus	423	e 0.6	e 0.4	e 0.5	e 0.5	e 0.6	e 1.1	0.5	0.9	1.3	5.7	0.5	0.7
Estonia	939	e 13.3	e 3.4	e 1.2	e 4.5	e 5.7	e 5.4	e 244.3	e 32.7	e 5.5	e 3.1	e 42.8	e 15.3
Finland	172	0.0	0.0	38.2	21.6	26.1	17.0	11.4	26.2
France	132	4,601.2	4,855.7	5,312.1	3,131.2	2,259.5	2,694.7	756.4	883.2	876.6	625.4	561.9	524.3
Germany	134	3,191.0	3,055.8	2,954.7	1,185.9	784.2	959.1	1,659.4	1,810.4	1,872.2	1,166.4	868.4	1,074.1
Greece	174	159.6	88.1	107.5	41.6	26.6	42.2
Ireland	178	6.8	1.8	1.6	0.2	0.1	1.2	159.8	175.1	184.8	139.0	114.2	128.2
Italy	136	3,493.4	4,269.7	2,154.5	1,415.1	1,079.8	1,426.9	682.2	692.7	795.0	496.3	337.8	337.6
Latvia	941	e 0.1	e 0.1	e 0.1	e 0.1	e 0.0	e 0.1	e 6.0	e 3.2	e 1.7	e 2.8	e 4.8	e 53.9
Lithuania	946	e 0.0	e 0.0	e 0.0	e 48.4	e 0.0	e 15.8	e 116.0	e 18.8	e 9.2	e 8.5	e 34.0	e 80.8
Luxembourg	137	e 0.0	e 0.1	e 0.0	e 0.0	e 0.1	e 0.1	3.1	1.7	3.4	2.2	2.5	2.0
Malta	181	e 0.0	e 0.0	e 0.0	e 0.0	e 1.5	e 0.0	9.7	13.8	15.3	12.3	9.1	10.6
Netherlands	138	6,940.2	5,206.8	6,022.5	3,738.9	1,464.4	2,155.1	1,737.3	1,775.4	1,753.0	1,640.2	1,293.9	1,417.0
Portugal	182	920.0	765.2	569.0	89.9	8.0	61.3	131.0	90.8	57.2	54.6	34.1	24.5
Slovak Republic	936	e 1.2	e 0.1	e 0.0	e 0.0	e 0.9	e 4.6	e 12.3	e 36.5	e 32.1	e 13.9	e 16.0	e 11.9
Slovenia	961	e 0.0	e 0.0	e 0.0	e 0.0	e 0.1	e 0.1	e 15.3	e 11.2	e 15.2	e 10.3	e 8.3	e 9.9
Spain	184	5,971.7	4,955.5	5,675.5	3,414.3	2,287.4	3,250.2	248.5	295.7	260.5	199.5	141.2	189.6
Australia	193	2,730.7	1,834.8	1,492.0	16.4	16.8	389.5	88.2	180.1	226.0	212.1	128.5	189.5
Canada	156	2,809.1	1,940.0	1,188.5	1,559.7	1,992.8	1,601.6	226.0	299.6	329.6	252.2	163.1	231.5
China,P.R.: Hong Kong	532	12.5	25.3	17.8	10.7	14.4	16.8	287.0	272.9	431.0	510.0	509.4	484.1
China,P.R.: Macao	546	e 0.0	e 0.0	e 0.2	e 0.8	e 0.9	0.0	0.0	0.0	0.0
Czech Republic	935	e 3.2	e 11.9	e 4.0	e 5.9	e 9.7	e 14.6	28.2	30.1	28.9	28.8	16.8	20.2
Denmark	128	61.7	547.7	326.7	234.9	32.8	35.7	151.0	168.6	200.5	159.5	91.5	90.1
Iceland	176	e 0.0	e 0.0	e 0.0	e 0.0	e 0.0	e 0.0	35.2	26.4	34.1	27.6	13.2	13.8
Israel	436	0.0	0.0	0.0	0.0	0.0	0.0	191.0	80.9	49.4	58.8	41.2	58.0
Japan	158	4,206.5	3,131.7	3,956.0	2,497.1	749.1	692.5	681.5	702.7	779.8	390.3	354.9	349.6
Korea, Republic of	542	1,094.7	1,722.8	2,311.1	838.7	371.4	383.8	1,542.5	2,837.9	2,490.5	1,239.1	827.9	2,712.5
New Zealand	196	41.6	55.5	45.8	0.0	1.0	108.3	124.0	134.7	98.1	60.4	84.8
Norway	142	4.9	308.7	173.7	29.7	26.1	483.3	903.3	680.3	548.6	605.5	367.0
Singapore	576	0.7	0.5	1.0	2.5	2.3	9.2	111.1	107.1	154.7	71.2	52.8	75.7
Sweden	144	0.0	0.0	0.0	0.0	0.0	0.0	138.2	96.1	104.6	69.5	50.2	28.2
Switzerland	146	56.2	88.6	88.0	49.5	54.7	393.5	414.5	438.3	314.5	240.8	313.3
Taiwan Prov.of China	528	1,101.6	548.8	440.8	38.5	189.2	228.0	266.8	358.6	293.7	193.8	139.0	78.1
United Kingdom	112	4,239.1	3,407.4	2,857.8	1,547.6	813.4	1,192.7	2,340.1	2,347.4	2,348.0	1,724.8	1,396.4	1,590.6
United States	111	16,123.8	9,942.1	3,255.8	1,624.7	3,541.5	5,979.5	7,035.6	8,931.8	8,340.8	4,765.7	2,620.5	3,011.2
Emerg. & Dev. Economies	200	50,691.3	50,897.9	59,265.6	35,814.7	24,287.5	27,405.0	13,252.8	15,591.7	18,509.6	15,211.2	12,183.7	13,623.7
Emerg. & Dev. Asia	505	29,586.1	29,474.7	36,598.0	22,565.7	17,084.9	20,024.2	8,745.8	10,295.0	12,919.8	11,031.5	8,207.6	9,645.3
Bangladesh	513	0.6	0.4	0.5	0.2	0.1	1.0	1.1	1.0	1.0	1.0	1.2
Bhutan	514	0.2	0.1	0.1
Brunei Darussalam	516	e 0.0	e 0.0	e 0.0	e 0.0	e 0.0	e 0.0	10.9	11.0	11.2	11.0	11.2	11.3
Cambodia	522	e 0.0	e 0.0	e 0.1	e 0.1	e 1.8	e 0.1	e 0.2	e 0.0	e 0.1	e 0.1
China,P.R.: Mainland	924	2,180.9	2,658.2	4,573.3	2,131.5	1,550.0	2,782.3	5,784.5	7,486.5	9,602.5	8,483.2	6,418.5	7,623.0
Guam	829	0.7	0.8	0.6	0.7	0.6
India	534	23,776.7	22,839.0	27,858.6	18,165.7	13,161.5	14,822.4	1,821.9	1,688.1	1,856.0	1,476.8	1,126.3	1,334.6
Indonesia	536	3,623.8	3,975.6	4,159.5	2,141.3	2,141.1	2,141.4	574.9	776.8	902.7	619.8	432.6	482.7
Kiribati	826	2.1	1.9
Lao People's Dem.Rep	544	0.8	1.0	1.1	0.8	0.8	0.7
Malaysia	548	0.0	0.0	43.8	51.9	52.1	90.4	77.2	51.9
Maldives	556	2.0
Myanmar	518	e 0.7	e 0.8	0.8	0.7
Nauru	836	22.0	23.0	17.2	15.5
Nepal	558	1.2	1.3	0.9	1.0	0.9
Philippines	566	2.9	0.5	4.6	2.8	8.8	0.3	4.4	5.9	9.2	5.0	7.9	3.0
Samoa	862	2.9	2.8

Nigeria (694)

In Millions of U.S. Dollars

		Exports (FOB)						Imports (CIF)					
		2012	2013	2014	2015	2016	2017	2012	2013	2014	2015	2016	2017
Solomon Islands	813	0.3	0.3
Sri Lanka	524	0.5	0.8	0.9	0.5	0.9	0.4
Thailand	578	0.6	0.6	1.2	0.2	0.1	0.5	460.3	200.4	410.4	279.2	92.4	84.0
Tuvalu	869	0.2	0.2	0.2	0.2	0.2
Vanuatu	846	0.4	0.3
Vietnam	582	e 123.7	e 222.4	e 276.3	24.8	30.9	32.3	24.2	24.7	21.8
Asia n.s.	598	0.5	0.3	0.4	0.2	0.1	0.2	12.2	15.3	15.9	12.0	12.2	10.8
Europe	170	116.5	91.2	140.4	46.1	38.3	8.7	1,150.4	1,310.0	1,417.3	994.3	1,059.8	1,102.3
Emerg. & Dev. Europe	903	91.4	63.5	125.5	40.3	28.3	1.8	482.5	483.6	500.1	381.4	299.1	341.2
Albania	914	e 0.0	e 0.0	e 0.0	e 0.0	e 0.0	0.0	0.0	0.0	0.0	0.1	0.0
Bosnia and Herzegovina	963	e 0.0	e 0.0	e 0.1	e 0.1	e 0.1	e 0.4	e 0.5	e 0.6	e 0.3	e 0.2	e 0.5	e 0.6
Bulgaria	918	0.0	2.1	7.0	1.4	1.1	1.0	2.0
Croatia	960	e 84.6	e 57.3	e 121.7	e 35.8	e 0.1	e 0.1	e 2.7	e 17.2	e 12.1	e 10.3	e 2.1	e 2.2
Faroe Islands	816	90.8	113.4	118.2	88.7	90.3	79.8
Gibraltar	823	6.8	8.5	6.7	6.8	6.0
Hungary	944	2.6	4.2	2.7	2.6	75.2	98.8	68.8	26.4	21.3	20.4
Macedonia, FYR	962	e 0.3	e 0.1	e 0.2	e 0.2	e 0.1	e 0.1	e 0.2	e 0.2	e 0.2	e 0.0	e 0.1	e 1.2
Montenegro	943	e 0.0	e 0.0	e 0.0	e 0.0	e 0.0	e 0.0	e 0.0	e 0.0	e 0.0	e 0.1	e 0.2
Poland	964	65.2	61.9	96.7	79.4	58.9	78.7
Romania	968	69.6	20.5	30.9	38.3	20.9	18.6
Serbia, Republic of	942	e 3.9	e 1.8	e 0.9	e 1.6	e 27.9	e 1.2	e 7.5	e 3.3	e 9.2	e 14.5	e 7.9	e 7.7
Turkey	186	161.9	152.2	162.2	115.8	89.1	123.7
CIS	901	25.0	27.7	14.9	5.9	10.0	6.9	667.8	826.4	917.1	612.9	760.6	761.1
Armenia	911	e 0.4	e 0.6	e 1.2	e 0.7	e 0.6	e 0.7	e 0.0	e 0.0	e 0.0
Azerbaijan, Rep. of	912	e 0.0	e 0.0	e 0.0	e 0.0	e 0.0	e 0.0	e 0.0	e 0.1	e 0.0	e 0.0	e 0.5
Belarus	913	e 18.2	e 17.9	e 6.2	e 3.0	e 8.6	e 4.7
Georgia	915	e 0.0	e 0.0	e 0.0	e 0.0	e 0.0	e 0.0	e 0.4	e 3.7	e 2.1	e 0.1	e 0.1	e 0.0
Kazakhstan	916	e 0.0	e 0.0	e 0.0	e 0.0	e 0.0	e 0.5	e 1.2	e 0.3	e 0.1	e 1.2	e 0.0	e 0.1
Moldova	921	e 0.0	e 0.0	e 0.0	e 0.0	e 0.0	e 0.0	e 1.2	e 2.0	e 2.1	e 0.8	e 0.8	e 1.0
Russian Federation	922	402.4	502.7	610.5	494.8	659.6	670.1
Ukraine	926	e 6.4	e 9.1	e 7.5	e 2.2	e 0.7	e 0.8	262.6	317.7	302.2	116.0	100.0	89.3
Europe n.s.	884	0.1	0.1	0.1	0.1	0.1	0.1
Mid East, N Africa, Pak	440	28.0	22.7	32.2	208.2	211.7	287.5	941.9	1,196.6	1,233.2	959.9	976.1	915.4
Afghanistan, I.R. of	512	0.2	0.3	0.3	0.2	0.2	0.2
Algeria	612	3.3	2.1	2.4	1.2	1.5	2.1	0.7	0.7	0.7	0.7	8.7	1.0
Bahrain, Kingdom of	419	0.0	0.0	0.0	0.0	0.0	0.0	2.7	3.4	3.6	2.7	2.7	2.4
Djibouti	611	0.2	0.2	0.1	0.1	0.1
Egypt	469	31.8	39.7	55.2	47.4	64.3	56.8
Iran, I.R. of	429	2.2	2.8	2.9	2.2	2.2	1.9
Iraq	433	0.3	0.3	0.2	0.2	0.2
Jordan	439	e 0.8	e 0.0	e 2.2	e 180.2	e 179.2	e 243.2	16.3	9.6	9.6	8.8	8.4	8.8
Kuwait	443	7.9	9.9	10.3	7.7	7.9	7.0
Lebanon	446	1.9	2.8	2.9	3.0	3.9	4.0	51.9	82.6	65.1	49.9	31.9	22.6
Mauritania	682	2.5	1.6	1.8	0.9	0.6	0.8	98.7	123.4	128.7	96.6	98.3	86.9
Morocco	686	47.0	36.3	44.9	33.2	47.6	53.3
Oman	449	e 0.0	e 0.2	e 0.0	e 0.0	e 0.0	e 0.2	4.3	5.4	5.6	4.2	6.1	6.8
Pakistan	564	0.3	0.2	0.2	0.1	0.0	4.3	0.7	1.0	1.1	0.9	1.0	1.7
Qatar	453	e 0.1	e 1.1	e 1.8	e 0.5	e 0.6	e 0.7	0.2	0.3	0.3	0.2	0.2	0.2
Saudi Arabia	456	0.0	0.0	0.0	0.0	0.0	0.0	104.6	130.8	136.4	102.3	104.2	132.6
Somalia	726	32.0	25.0	25.5	22.5
Sudan	732	1.7	0.7	1.2	7.6	13.8	19.0	0.8	2.2	4.0	2.5	1.8	3.4
Syrian Arab Republic	463	e 12.5	e 10.0	e 13.4	e 11.0	e 9.9	e 11.0	5.6	7.1	7.4	5.5	5.6	5.0
Tunisia	744	0.0	19.0	26.1	29.7	24.1	15.5	11.5
United Arab Emirates	466	4.1	2.6	2.9	1.4	0.9	0.9	547.2	682.8	711.6	533.8	543.5	480.1
West Bank and Gaza	487	e 0.7	e 1.5	e 3.4	e 2.4	e 1.3	e 1.3	e 0.1
Yemen, Republic of	474	15.4	11.5	10.4
Sub-Saharan Africa	603	11,372.3	9,781.8	11,216.8	7,219.1	4,920.1	5,527.1	1,448.7	1,887.0	2,026.8	1,499.6	1,281.1	1,263.7
Angola	614	3.0	1.9	2.2	1.1	0.7	0.9	6.8	8.5	8.9	6.7	6.8	6.0
Benin	638	107.2	68.1	77.5	37.8	25.0	34.0	305.6	318.7	239.2	243.6	215.2
Botswana	616	0.0	0.0	0.0	0.0	0.0	0.9	0.9	0.9	0.9	0.9	0.9

Nigeria (694)

In Millions of U.S. Dollars

		Exports (FOB)						Imports (CIF)					
		2012	2013	2014	2015	2016	2017	2012	2013	2014	2015	2016	2017
Burkina Faso	748	0.7	0.4	0.5	0.2	0.2	0.2	4.4	5.5	5.7	4.3	4.4	3.9
Burundi	618	0.3	0.3	0.3
Cabo Verde	624	0.1	0.1	0.0	0.0	0.1	0.1	0.1	0.1	0.1	0.1
Cameroon	622	1,490.2	946.1	1,076.9	524.5	347.8	472.5	2.3	2.8	3.0	2.2	2.3	2.0
Central African Rep.	626	2.9	1.9	2.1	1.0	0.7	0.9	0.9	0.7	0.7
Chad	628	47.7	30.3	34.5	16.8	11.1	15.1	0.9	1.1	1.2	0.9	0.9	0.8
Comoros	632	0.1
Congo, Dem. Rep. of	636	0.9	1.0	0.5	0.3	0.4	2.9	3.0	2.3	2.3	2.1
Congo, Republic of	634	0.8	0.5	0.6	0.3	0.2	0.3	1.5	1.8	1.9	1.4	1.5	1.3
Côte d'Ivoire	662	1,784.9	2,078.3	1,747.9	1,663.8	1,103.4	1,499.1	54.6	56.5	38.5	29.6	30.2	26.7
Equatorial Guinea	642	0.1	0.1	0.1	0.1	0.1	0.1
Eritrea	643	e 0.1	e 0.1	e 0.0	e 0.1	e 0.0	e 0.0
Eswatini, Kingdom of	734	0.0	0.0	0.0	0.0	9.1	11.3	11.8	8.9	9.0	8.0
Estonia	939	e 13.3	e 3.4	e 1.2	e 4.5	e 5.7	e 5.4	e 244.3	e 32.7	e 5.5	e 3.1	e 42.8	e 15.3
Ethiopia	644	6.4	8.0	8.3	6.2	6.3	5.6
Gabon	646	40.5	25.7	29.3	14.3	9.5	12.8	28.0	34.9	36.4	27.3	27.8	24.6
Ghana	652	2,988.6	1,898.5	2,161.5	1,052.8	698.2	948.6	57.8	72.2	75.3	56.5	57.5	50.8
Guinea	656	1.6	1.0	1.2	0.6	0.4	0.5	69.9	87.3	91.0	68.3	69.5	61.4
Guinea-Bissau	654	22.2	17.4	15.6
Kenya	664	1.5	1.0	1.1	0.5	3.0	2.7	39.0	48.7	50.8	38.1	45.1	45.8
Lesotho	666	e 0.0	e 0.0	e 0.0	e 0.0	e 0.0	e 0.0	0.1	0.2	0.2	0.1	0.1
Liberia	668	2.2	2.7	2.8	2.1	2.2	1.9
Madagascar	674	3.2	3.4	2.5	2.6	2.3
Malawi	676	0.5	0.6	0.5	0.5	0.4
Mali	678	24.0	15.3	17.4	8.5	5.6	7.6	1.5	1.8	1.9	1.4	1.5	1.3
Mauritius	684	0.4	0.1	0.1	0.4	1.7	19.8	19.9	20.8	19.9	20.4	19.7
Mozambique	688	e 0.1	e 0.2	e 0.3	e 0.4	e 0.9	e 2.2	0.7	0.7	0.6	0.6	0.5
Namibia	728	e 0.2	e 0.1	e 0.1	e 2.1	e 10.8	e 0.1	18.8	23.5	24.5	18.4	18.7	16.6
Niger	692	5.4	3.4	3.9	1.9	1.3	1.7	3.7	4.6	4.8	3.6	3.7	3.2
Rwanda	714	0.1	0.1	0.8	0.1
São Tomé & Príncipe	716	0.4	0.3	0.3
Senegal	722	1,033.4	989.6	806.2	735.8	567.1	765.3	43.0	39.9	45.7	40.8	42.9	51.7
Seychelles	718	e 0.0	e 0.0	e 0.0	e 0.0	e 0.0	e 0.0	0.1	0.1	0.1	0.1	0.1
Sierra Leone	724	1.2	1.6	1.6	1.2	1.2	1.1
South Africa	199	3,837.6	3,715.7	5,250.1	3,154.5	2,131.8	1,758.0	778.6	794.4	964.7	650.0	435.1	429.8
Tanzania	738	0.1	0.1	0.1	0.0	0.0	0.0	4.5	4.8	4.9	4.5	4.5	7.0
Togo	742	1.0	1.0	0.8	0.8	1.8	3.0	278.8	303.9	276.5	228.1	225.0	244.4
Uganda	746	0.7	1.5	1.6	0.7	0.4
Zambia	754	0.6	0.8	0.7	1.8	1.6
Zimbabwe	698	10.9	13.7	14.3	10.7	10.9	9.6
Africa n.s.	799	1.5	2.0	1.5	1.4
Western Hemisphere	205	9,588.5	11,527.5	11,278.2	5,775.5	2,032.5	1,557.5	966.0	903.1	912.5	726.0	659.2	697.0
Anguilla	312	0.2	0.2	0.1	0.1
Antigua and Barbuda	311	e 0.1	e 0.0	e 0.1	e 0.1	e 0.1	e 0.1	3.2	4.0	4.2	3.1	3.2	2.8
Argentina	213	301.2	261.8	256.0	151.3	91.5	106.1	40.6	37.8	33.5	19.7	18.1	19.5
Aruba	314	e 0.0	e 0.0	0.7	0.0	0.0	0.0	0.0
Bahamas, The	313	e 0.9	e 1.7	e 0.0	e 6.4	e 0.0	e 0.0	1.8	2.2	2.3	1.7	1.8	1.6
Barbados	316	0.0	0.0	0.0	1.0	1.0	1.0	1.0	1.0
Belize	339	e 0.0	e 0.0	5.5	5.5	5.5	5.5	5.5
Bermuda	319	7.2	9.0	9.3	7.0	6.3
Brazil	223	8,779.2	10,571.1	10,404.4	5,076.7	1,544.7	908.4	410.9	337.4	368.1	265.2	281.7	284.0
Chile	228	0.1	0.1	0.1	2.9	154.5	122.2	133.2	48.4	41.7	55.7
Colombia	233	0.9	1.3	1.2	3.2	0.6	0.7
Costa Rica	238	e 0.0	e 0.0	e 0.0	e 0.0	e 0.0	e 0.0	0.9	1.1	1.1	0.9	0.7	0.6
Dominican Republic	243	e 0.0	e 0.0	e 0.0	e 0.7	e 0.0	e 160.6	5.5	6.8	5.4	5.5	4.8
Ecuador	248	e 0.1	e 0.0	e 0.0	e 0.0	e 27.1	0.6	4.1	0.5	1.0	0.5	1.3
El Salvador	253	e 11.7	e 0.0	e 0.1	e 0.3	e 0.4	e 0.4	0.2	0.2	0.2	0.2
Falkland Islands	323	1.5	1.1
Greenland	326	1.7	2.1	2.2	1.6
Grenada	328	e 0.0	e 0.0	e 0.0	e 0.0	e 0.0	e 0.0	25.1	31.4	32.7	24.5	22.1

Nigeria (694)

In Millions of U.S. Dollars

		Exports (FOB)						Imports (CIF)					
		2012	2013	2014	2015	2016	2017	2012	2013	2014	2015	2016	2017
Guatemala	258	e 22.7	e 0.3	e 0.2	e 0.7	e 0.4	e 0.9	0.2	0.2	0.2	0.2	0.2
Guyana	336	e 0.1	0.8	0.8	0.8	0.8	0.8
Haiti	263	0.1	0.1	0.1	0.1
Honduras	268	e 0.0	e 0.2	e 0.1	e 0.0	e 0.0	e 0.0	e 0.1
Jamaica	343	4.9	6.1	6.4	4.8	4.9	4.3
Mexico	273	39.1	55.7	36.4	41.3	30.7	23.6
Netherlands Antilles	353	e 0.0	e 0.0	e 0.0	e 0.0	e 0.0	e 0.0	24.8
Nicaragua	278	0.7	0.7	0.7	0.7	0.7	0.7
Panama	283	223.7	223.8	224.1	224.2	223.7	223.7
Paraguay	288	2.7	2.8	2.1	2.2	1.9
Peru	293	147.5	139.4	141.3	133.0	170.5	176.3	1.8	2.0	2.1	1.7	5.1	4.7
St. Lucia	362	e 0.0	e 0.0	e 0.1	e 0.0	e 0.0
St. Vincent & Grens.	364	e 0.0	e 0.0	e 0.0	e 0.0	e 0.0	e 0.0	3.5	3.6	2.7	2.8	2.4
Suriname	366	0.2	0.1	0.1	0.1	2.4	3.0	3.1	2.4	2.4	2.1
Trinidad and Tobago	369	e 0.0	e 0.0	e 0.2	e 0.1	e 0.1	e 0.1	0.7	0.9	0.9	0.7	0.7	0.6
Uruguay	298	324.9	553.0	475.5	403.0	224.6	177.4	14.7	5.6	4.9	6.4	1.8	4.8
Venezuela, Rep. Bol.	299	20.3	25.4	26.4	19.8	20.2	17.8
Western Hem. n.s.	399	3.6	4.4	4.6	3.5	3.5	3.1
Other Countries n.i.e	910	0.4	0.5	0.5	0.4	0.4
Cuba	928	0.4	0.5	0.5	0.4	0.4
Countries & Areas n.s.	898	1,712.2	1,087.7	1,238.3	603.2	400.0	543.4	6,327.4	7,903.8	8,241.7	6,183.6	6,297.1	5,562.2
Memorandum Items													
Africa	605	11,379.8	9,786.2	11,222.2	7,228.7	4,935.9	5,549.0	1,614.8	2,107.8	2,235.0	1,681.8	1,478.6	1,442.4
Middle East	405	20.2	18.1	26.6	198.5	195.8	261.2	774.8	974.6	1,023.7	776.5	777.3	734.8
European Union	998	29,531.1	27,143.4	26,005.9	14,856.3	8,748.9	11,819.5	11,098.5	11,754.2	11,489.1	8,893.9	7,626.3	8,958.1
Export earnings: fuel	080	99.6	64.6	74.0	35.7	24.6	60.9	1,144.3	1,428.3	1,586.6	1,233.7	1,405.7	1,377.9
Export earnings: nonfuel	092	109,930.3	98,601.5	99,282.0	57,867.7	40,316.0	49,064.7	40,769.8	48,856.3	50,827.4	37,582.0	30,354.3	34,613.7

Norway (142)

In Millions of U.S. Dollars

		Exports (FOB)						Imports (CIF)					
		2012	2013	2014	2015	2016	2017	2012	2013	2014	2015	2016	2017
IFS World		160,953.0	156,021.6	144,676.8	103,809.4	89,485.0	101,981.3	87,308.4	89,807.9	89,459.7	76,387.9	72,670.6	82,756.6
World	001	161,025.6	152,606.3	141,563.9	103,318.7	89,314.4	100,260.9	87,316.6	88,152.5	87,633.8	73,004.2	73,294.3	78,501.8
Advanced Economies	110	146,768.8	137,603.7	126,559.7	91,200.7	77,784.0	88,909.4	66,005.1	66,057.3	65,692.7	53,696.0	53,892.8	58,211.6
Euro Area	163	66,907.2	71,521.9	68,763.8	48,076.3	39,669.1	44,938.3	29,049.5	30,086.7	29,538.6	24,319.8	24,688.1	26,108.5
Austria	122	986.1	271.1	364.9	259.8	215.6	255.6	762.5	759.2	692.7	530.3	532.3	647.5
Belgium	124	4,602.2	8,130.4	6,833.1	5,156.7	3,900.1	4,779.8	1,760.2	1,691.5	1,587.7	1,275.1	1,318.2	1,267.5
Cyprus	423	133.7	76.7	15.6	48.0	92.6	82.2	11.0	6.7	8.3	4.9	5.7	8.1
Estonia	939	327.3	182.5	222.5	167.8	143.3	187.3	593.8	698.4	685.9	577.4	569.2	671.8
Finland	172	2,344.4	1,627.8	2,209.7	1,136.7	1,190.2	1,504.9	2,425.2	2,278.4	2,079.6	1,714.6	1,752.5	1,787.4
France	132	10,108.2	11,436.1	8,826.8	6,857.5	6,133.0	6,336.6	2,832.4	3,003.9	3,073.1	2,504.7	2,403.7	2,537.9
Germany	134	19,268.0	26,686.3	24,478.4	18,514.9	12,774.6	15,273.6	10,815.9	11,131.6	10,570.4	8,614.3	8,712.6	9,251.5
Greece	174	383.7	207.3	278.2	173.2	127.7	136.7	52.7	65.0	71.9	66.3	67.9	81.5
Ireland	178	1,649.1	1,619.1	1,300.7	1,518.6	1,395.0	1,092.1	661.6	664.7	718.9	595.0	531.2	705.4
Italy	136	3,673.8	1,258.8	1,176.1	890.6	1,174.6	1,370.2	2,435.7	2,664.1	2,737.5	2,292.1	2,183.5	2,266.9
Latvia	941	140.0	150.6	168.1	115.7	105.8	114.5	490.0	403.2	497.9	352.9	335.0	340.4
Lithuania	946	335.4	420.2	441.9	471.8	609.0	732.1	681.5	838.4	874.0	756.4	802.7	887.0
Luxembourg	137	31.2	28.5	44.5	21.0	24.0	40.5	107.0	95.7	104.1	78.8	92.2	82.2
Malta	181	42.3	157.5	73.0	10.2	11.9	39.7	11.5	11.4	7.9	31.0	4.7	6.8
Netherlands	138	19,724.3	16,853.8	19,382.0	10,491.1	9,523.7	9,974.0	3,409.8	3,482.8	3,319.5	2,777.0	2,903.6	3,162.7
Portugal	182	516.1	507.8	510.5	564.6	567.5	608.7	272.2	306.1	322.3	300.0	313.0	297.9
Slovak Republic	936	27.7	36.4	28.4	36.4	38.7	37.5	414.0	436.9	476.7	347.9	380.2	408.4
Slovenia	961	51.2	53.8	39.9	31.1	7.3	12.9	117.3	124.7	128.5	126.3	128.8	139.2
Spain	184	2,562.5	1,817.2	2,369.5	1,610.4	1,634.6	2,359.4	1,195.3	1,424.1	1,581.7	1,374.8	1,651.0	1,558.5
Australia	193	399.0	301.5	317.2	321.6	188.7	198.3	125.5	130.8	147.0	100.1	81.1	116.9
Canada	156	766.6	1,395.8	697.5	752.1	975.8	1,251.9	2,506.9	2,003.8	2,339.2	1,567.7	1,285.4	1,509.6
China,P.R.: Hong Kong	532	266.7	292.3	260.1	243.2	200.4	192.3	152.5	124.8	145.7	134.5	96.3	117.3
China,P.R.: Macao	546	0.6	0.4	0.6	0.7	0.3	0.2	1.6	1.2	1.1	0.5	0.6	1.6
Czech Republic	935	1,540.4	205.8	226.4	180.4	221.5	238.3	905.5	968.8	887.8	797.4	819.7	888.6
Denmark	128	6,661.5	5,794.1	5,362.9	3,866.3	3,571.8	4,646.9	5,429.3	5,468.6	5,432.2	4,364.9	4,064.5	4,340.2
Iceland	176	718.2	649.0	702.0	446.2	438.6	555.7	254.8	242.9	243.7	231.4	220.0	256.5
Israel	436	99.5	112.5	119.7	132.4	163.5	174.0	131.1	137.6	139.3	119.3	114.2	103.6
Japan	158	1,512.9	1,232.0	1,606.9	1,228.3	1,222.7	1,167.1	2,047.9	1,940.2	2,029.9	1,659.5	1,704.5	1,686.7
Korea, Republic of	542	4,462.0	1,280.6	467.2	1,128.8	2,042.0	2,373.9
New Zealand	196	24.2	24.7	32.2	38.2	40.9	31.1	47.8	49.6	56.5	49.4	47.8	48.2
San Marino	135	3.7	2.8	0.1	0.4
Singapore	576	1,219.2	1,695.3	1,852.2	1,359.5	1,011.7	1,210.2	462.3	527.8	574.6	470.8	339.4	368.5
Sweden	144	10,207.5	9,016.6	8,210.7	6,267.2	5,757.0	6,892.5	11,824.2	11,966.6	10,979.2	8,780.8	8,675.9	9,427.2
Switzerland	146	767.0	530.7	537.6	416.7	505.7	377.2	1,227.6	1,172.6	1,220.5	902.6	881.7	978.0
Taiwan Prov.of China	528	462.4	600.0	338.3	290.6	237.3	227.8	637.8	608.3	648.2	513.6	484.5	504.7
United Kingdom	112	42,663.0	37,351.5	32,129.9	22,969.8	18,548.8	21,843.5	5,347.3	5,747.8	5,761.9	4,893.0	3,674.0	3,857.7
United States	111	8,090.6	6,879.7	5,401.8	4,611.3	3,745.8	4,494.4	4,724.7	4,879.3	5,547.1	4,790.8	4,672.9	5,523.7
Emerg. & Dev. Economies	200	14,232.2	14,994.7	14,900.5	12,110.8	11,528.7	11,350.9	21,309.2	22,090.2	21,938.7	19,305.8	19,399.4	20,287.9
Emerg. & Dev. Asia	505	3,918.9	4,204.7	4,968.3	4,439.2	3,891.5	3,523.1	10,414.2	10,388.1	10,761.6	9,965.4	10,593.9	10,705.5
American Samoa	859	0.3	0.0
Bangladesh	513	112.5	7.9	9.2	26.2	16.1	34.1	163.1	203.2	212.9	218.3	251.1	265.7
Bhutan	514	0.1	0.2	0.4	0.3	0.4	0.0
Brunei Darussalam	516	11.7	4.6	5.5	3.0	1.6	1.9	0.0	0.0	0.2	0.0	0.0	0.1
Cambodia	522	0.0	0.3	0.5	0.1	0.1	1.3	29.9	36.6	42.8	46.7	59.2	66.6
China,P.R.: Mainland	924	2,387.4	2,761.6	3,252.0	2,963.7	2,356.4	2,022.1	8,075.5	8,258.8	8,415.9	7,923.8	8,011.7	7,996.6
Fiji	819	0.2	0.1	0.0	0.1	0.0	0.3	0.1	0.1	0.1	0.1	0.1	0.1
F.T. French Polynesia	887	0.1	0.2	0.4	0.3	0.1	0.6	0.1	0.1	0.1	0.1	0.1	0.2
F.T. New Caledonia	839	5.2	2.8	7.8	2.4	1.2	0.5	0.0	0.0
Guam	829	0.7	0.8	0.8	0.4	0.3	0.5
India	534	358.1	264.9	275.9	234.1	257.7	298.1	578.6	479.7	450.2	402.4	419.3	479.3
Indonesia	536	136.2	129.8	142.4	161.4	221.8	148.3	174.4	179.1	184.0	156.9	174.6	185.9
Lao People's Dem.Rep	544	0.1	0.1	1.6	0.2	0.1	0.3	0.9	1.3	1.1	1.6	1.7	1.6
Malaysia	548	225.0	338.5	549.8	473.0	179.5	263.2	343.2	307.2	329.0	344.2	280.3	404.3
Maldives	556	0.4	0.3	0.7	0.6	0.8	0.6	0.1	0.1	0.1	0.1	0.6	0.7
Marshall Islands	867	89.7	0.4	13.2
Mongolia	948	0.2	1.9	0.0	0.4	0.2	0.8	0.2	0.6	0.9	0.7	0.6	0.8

Norway (142)

In Millions of U.S. Dollars

		Exports (FOB)						Imports (CIF)					
		2012	2013	2014	2015	2016	2017	2012	2013	2014	2015	2016	2017
Myanmar	518	0.7	1.5	1.3	9.7	1.2	1.4	0.5	2.4	3.1	5.0	11.1	24.7
Nepal	558	0.5	0.8	1.0	1.0	0.6	1.3	1.4	1.9	3.3	3.1	2.7	2.3
Papua New Guinea	853	6.2	0.8	0.3	0.6	0.2	0.3	0.1	0.2	0.1	0.4	0.4	0.0
Philippines	566	117.2	50.3	70.5	83.5	76.2	56.9	34.9	45.9	39.9	62.7	36.6	42.9
Samoa	862	0.3	0.0	0.0	0.0	0.0	0.1
Solomon Islands	813	0.1	0.1	0.1	0.0	0.0	0.0
Sri Lanka	524	13.9	12.4	9.9	8.4	7.0	5.6	37.6	45.4	45.5	43.5	43.9	44.5
Thailand	578	300.3	263.4	214.5	217.2	281.5	323.1	585.2	423.9	629.1	413.5	409.4	719.4
Timor-Leste	537	0.0	0.1	0.1	0.2	1.1	1.1	0.0
Tuvalu	869	0.9	0.0
Vanuatu	846	0.4	1.7	0.8	0.0	0.0
Vietnam	582	157.7	265.4	235.8	208.9	314.2	360.4	388.2	401.7	403.4	342.3	391.9	469.9
Asia n.s.	598	84.3	95.1	185.7	41.7	83.3	0.0	0.0	0.0	0.0	0.0	485.5	0.0
Europe	170	6,069.0	6,768.8	5,505.4	3,672.9	3,892.4	4,266.9	6,655.8	6,888.6	7,044.1	5,673.5	5,622.1	6,262.8
Emerg. & Dev. Europe	903	4,154.1	4,808.9	4,148.6	2,998.9	3,048.9	3,518.1	4,398.5	4,984.8	5,239.1	4,094.8	4,280.6	4,502.7
Albania	914	0.9	1.5	1.6	1.6	2.5	1.9	4.4	4.5	3.7	2.3	2.4	1.9
Bosnia and Herzegovina	963	1.8	1.9	2.4	2.4	2.3	1.9	14.8	17.8	18.4	17.8	18.4	20.8
Bulgaria	918	22.4	34.4	22.6	22.8	35.2	29.2	62.4	76.4	84.3	71.9	74.6	78.2
Croatia	960	41.6	47.8	30.4	25.2	35.9	34.3	61.7	59.5	88.2	66.5	70.4	67.3
Faroe Islands	816	325.7	282.3	281.8	98.8	84.1	79.7	41.1	40.2	57.2	55.3	62.1	70.0
Gibraltar	823	85.8	424.9	3.5	59.7	23.2	27.8	0.0	0.0	0.0	0.0	5.8	0.1
Hungary	944	92.4	90.1	87.2	111.8	96.0	108.2	372.3	368.8	403.1	311.4	323.9	333.1
Kosovo	967	0.4	0.1
Macedonia, FYR	962	2.3	1.7	2.4	1.4	0.9	0.8	7.3	8.4	9.9	9.6	7.9	9.4
Montenegro	943	0.1	0.2	0.5	0.2	77.4	0.3	0.2	0.3	0.4	3.2	0.0	0.2
Poland	964	2,436.2	2,758.0	2,540.3	1,996.0	2,075.4	2,246.6	2,649.7	2,904.1	2,880.5	2,311.3	2,554.2	2,768.8
Romania	968	232.0	252.4	159.1	137.7	90.7	114.8	405.4	506.9	779.0	496.2	349.1	292.7
Serbia, Republic of	942	9.3	11.0	12.4	20.4	26.8	31.3	10.5	30.9	26.3	25.7	24.4	23.7
Turkey	186	903.6	902.6	1,004.4	521.1	498.4	840.8	768.7	967.0	888.1	723.7	787.4	836.4
CIS	901	1,914.7	1,959.9	1,356.7	673.8	843.5	748.8	2,255.3	1,902.7	1,803.7	1,575.9	1,338.5	1,756.7
Armenia	911	0.6	0.8	0.5	1.2	0.7	0.9	0.2	0.2	0.5	0.4	0.4	0.2
Azerbaijan, Rep. of	912	23.3	49.1	73.7	176.5	228.6	120.1	2.1	5.1	7.3	2.7	8.5	9.0
Belarus	913	85.2	105.1	156.2	129.7	137.3	139.9	246.6	160.2	132.9	136.1	108.0	100.2
Georgia	915	10.1	11.7	7.9	9.5	11.5	10.2	0.3	0.7	0.6	0.7	0.7	2.1
Kazakhstan	916	40.8	40.6	52.0	43.7	60.7	46.4	25.8	13.3	12.6	6.6	11.5	6.2
Kyrgyz Republic	917	0.8	0.8	0.5	1.3	2.1	2.6	0.0	0.0	0.1	0.1	0.0	0.0
Moldova	921	4.0	2.9	2.1	1.9	1.5	2.7	2.6	1.8	2.6	4.0	4.6	4.2
Russian Federation	922	1,462.3	1,454.2	858.8	217.7	270.6	264.0	1,770.3	1,548.6	1,582.3	1,387.2	1,162.6	1,577.6
Tajikistan	923	0.1	0.1	0.1	0.0	0.4	0.1	34.1	19.7	0.0	0.0	0.0	0.0
Turkmenistan	925	0.3	16.2	16.9	0.9	0.9	0.5	0.0	0.0	0.1	0.1
Ukraine	926	286.2	277.0	186.6	90.4	127.9	160.0	173.0	152.3	64.7	38.0	41.9	57.0
Uzbekistan	927	1.1	1.5	1.3	1.1	1.4	1.2	0.5	0.8	0.2	0.0	0.0	0.1
Europe n.s.	884	0.2	0.0	0.0	0.2	0.0	0.0	2.0	1.2	1.3	2.7	3.0	3.3
Mid East, N Africa, Pak	440	1,212.2	902.3	893.4	805.6	758.1	1,519.3	391.9	473.8	472.8	517.4	483.3	473.5
Afghanistan, I.R. of	512	3.6	5.8	3.1	2.4	1.3	2.3	0.2	0.2	0.1	0.1	0.2	0.2
Algeria	612	283.7	43.9	87.1	66.7	26.4	54.9	14.1	8.4	26.1	29.5	13.8	5.2
Bahrain, Kingdom of	419	9.1	29.9	32.1	7.2	7.6	7.5	17.3	14.3	18.3	22.2	10.4	42.3
Djibouti	611	1.1	0.1	0.3	0.1	0.8	0.4	0.2	0.0	0.0	0.0
Egypt	469	109.6	103.3	130.4	113.6	163.0	343.7	34.9	39.5	31.0	26.6	24.9	32.7
Iran, I.R. of	429	27.4	6.6	4.9	7.8	18.5	17.7	7.4	7.1	5.7	5.1	5.3	6.6
Iraq	433	5.4	8.0	17.2	2.3	2.5	26.9	0.0	0.0	0.1	0.0	0.0	0.0
Jordan	439	16.0	10.9	11.6	10.3	16.9	46.1	0.4	0.9	8.9	4.5	5.6	4.4
Kuwait	443	84.1	10.9	14.3	14.2	37.0	24.2	2.5	10.2	2.3	2.0	0.6	2.6
Lebanon	446	9.5	7.5	10.3	24.5	9.9	12.0	2.0	1.9	1.1	0.7	1.5	2.0
Libya	672	18.3	5.4	2.9	1.2	0.4	0.3	0.0	49.2	48.8	20.8	29.0	14.1
Mauritania	682	7.5	5.7	2.4	2.0	3.5	2.5	7.7	8.9	6.0	18.1	29.2	16.5
Morocco	686	108.6	89.6	40.1	45.4	35.7	146.0	147.8	153.9	139.1	139.9	133.2	125.3
Oman	449	40.5	10.5	13.1	8.7	9.9	151.1	2.4	0.6	0.8	7.2	0.6	0.4
Pakistan	564	17.5	15.1	17.0	11.4	10.7	18.9	73.8	86.7	94.3	77.6	81.5	93.9
Qatar	453	47.1	43.4	73.7	41.4	25.8	41.8	4.6	6.9	6.4	61.1	12.2	6.5

Norway (142)

In Millions of U.S. Dollars

		Exports (FOB)						Imports (CIF)					
		2012	2013	2014	2015	2016	2017	2012	2013	2014	2015	2016	2017
Saudi Arabia	456	85.7	133.0	136.4	140.6	125.6	135.0	9.8	12.8	11.9	19.5	24.1	35.2
Somalia	726	0.1	0.5	0.7	0.4	0.5	6.2	0.0	0.0
Sudan	732	2.2	3.4	1.6	1.0	1.9	2.0	0.1	0.1	0.1	0.3	0.1	0.1
Syrian Arab Republic	463	1.6	1.9	1.1	0.4	0.4	0.4	0.7	0.2	0.1	0.1	0.2	0.3
Tunisia	744	26.9	7.3	5.0	6.2	14.3	5.3	45.4	43.0	42.5	34.9	37.5	40.2
United Arab Emirates	466	305.6	331.1	286.6	296.5	245.3	474.1	19.8	29.0	29.1	47.0	73.4	44.8
West Bank and Gaza	487	0.0	0.6	1.1	0.1	0.8	0.2	0.0	0.2	0.1	0.1
Yemen, Republic of	474	1.0	28.3	1.2	0.1	0.0	0.1	0.0	0.0	0.0	0.0	0.0	0.0
Sub-Saharan Africa	603	1,032.3	1,445.8	1,681.4	1,610.7	1,795.9	990.9	1,238.9	1,932.2	1,267.4	900.7	650.2	688.2
Angola	614	241.6	382.3	473.6	421.0	464.5	167.7	11.0	13.1	40.3	29.9	51.5	30.7
Benin	638	1.6	2.2	2.6	2.7	10.9	2.5	0.0	0.0
Botswana	616	0.1	0.1	0.1	0.0	0.1	314.7	323.8	239.5	183.7	136.2	20.7
Burkina Faso	748	1.3	0.5	0.1	0.2	0.2	0.4	0.2	0.0	0.0	0.1	0.1	0.2
Burundi	618	0.1	0.1	0.0	0.2	0.2	0.1	0.0	0.1	0.1	0.1	0.1	0.1
Cabo Verde	624	0.1	0.1	0.4	0.8	0.1	0.1	0.0	0.0	0.0
Cameroon	622	25.5	13.1	13.2	30.4	6.1	6.6	0.3	109.4	260.6	58.5	0.1	0.5
Central African Rep.	626	0.0	43.2	59.8	291.6	0.1	0.0	0.0	4.6	7.0	98.4	0.0	0.0
Chad	628	0.0	0.1	0.0	0.1	0.1	0.1	0.0	0.3	0.0	0.0
Comoros	632	0.0	0.0	0.0	0.0	0.6	0.1	0.1	0.1	0.0	0.1	0.0
Congo, Dem. Rep. of	636	18.0	9.5	5.0	0.1	0.1	0.0
Congo, Republic of	634	41.2	309.5	118.3	21.1	8.0	4.3
Côte d'Ivoire	662	13.3	6.1	39.7	52.0	7.1	11.1	6.2	7.1	7.7	8.7	5.5	7.5
Equatorial Guinea	642	8.7	1.9	3.5	7.0	7.4	3.6	191.2	573.8	22.3	52.7	0.1	0.0
Eritrea	643	1.4	1.3	0.0	0.0	0.1	0.0	0.0	0.0	0.0	0.1	0.0	0.0
Eswatini, Kingdom of	734	0.1	0.0	0.1	0.1	0.0	0.0	5.6	5.9	4.7	4.0	4.2	2.8
Estonia	939	327.3	182.5	222.5	167.8	143.3	187.3	593.8	698.4	685.9	577.4	569.2	671.8
Ethiopia	644	2.6	2.3	3.8	2.5	2.5	2.3	16.5	16.2	16.3	18.4	18.9	16.2
Gabon	646	7.8	11.6	20.2	14.1	6.3	6.8	108.8	110.6	112.6	101.6	68.1	138.4
Gambia, The	648	0.3	0.7	0.5	0.5	0.4	0.6	0.0	0.0	0.0	0.0	0.0	0.0
Ghana	652	64.9	48.6	38.8	39.1	46.9	63.3	5.2	5.7	4.6	6.8	4.9	5.8
Guinea	656	7.2	0.9	1.1	0.8	0.8	1.0	0.0	0.1	0.2	0.0	0.0	0.0
Kenya	664	21.7	20.4	21.8	12.2	14.6	83.7	52.5	53.0	57.8	54.4	53.7	61.7
Lesotho	666	0.0	0.0	0.1	0.0	0.0	0.0	0.0	0.0
Liberia	668	5.0	24.0	22.3	102.9	23.1	18.7	4.4	0.0	18.7	0.1	0.0	0.0
Madagascar	674	0.4	1.3	0.4	0.6	0.1	0.2	1.4	1.6	3.1	3.3	2.4	3.9
Malawi	676	0.1	2.8	0.4	0.1	0.5	0.1	0.0	0.0	0.0	0.2	0.2	0.2
Mali	678	1.7	1.1	1.5	3.8	0.3	1.1	0.2	0.1	0.1	0.2	0.2	0.3
Mauritius	684	2.9	2.4	4.1	4.8	3.5	12.1	5.2	3.2	2.5	3.2	2.1	1.7
Mozambique	688	4.2	9.6	19.5	28.9	5.0	1.0	0.2	6.0	1.9	5.7	1.2	2.9
Namibia	728	24.4	10.3	11.6	6.9	141.4	3.7	38.1	33.3	31.9	26.2	27.2	22.4
Niger	692	0.2	0.0	0.0	0.5	0.0	0.1	0.0	0.0	0.0
Nigeria	694	320.2	598.5	450.7	363.5	460.0	243.1	1.6	305.4	170.4	26.4	19.5	51.1
Rwanda	714	0.2	0.9	0.6	0.3	0.6	0.1	0.3	0.2	0.3	0.3	0.3	0.1
São Tomé & Príncipe	716	0.0	0.0	0.0	0.0	0.0	0.5	0.0	0.0
Senegal	722	2.0	1.1	1.9	3.4	2.4	5.9	1.8	4.4	8.2	6.5	18.1	47.2
Seychelles	718	0.9	1.1	8.0	2.9	1.1	1.0	0.1	0.0	0.4	0.0	0.0	0.1
Sierra Leone	724	1.1	2.0	5.3	0.7	0.3	0.3
South Africa	199	141.6	221.2	130.6	101.6	176.5	81.3	438.8	343.8	247.8	184.4	221.8	263.1
South Sudan, Rep. of	733	0.2	0.0	0.0	0.0
Tanzania	738	63.3	26.2	31.2	5.2	5.4	5.2	7.3	4.6	3.7	3.9	1.5	2.2
Togo	742	3.2	1.8	308.8	103.2	80.0	134.7	0.0	0.3	0.0	0.0	0.0	0.0
Uganda	746	1.0	2.8	3.6	4.0	4.8	1.9	3.2	1.8	2.1	2.3	1.7	1.7
Zambia	754	1.6	2.9	1.4	0.8	2.2	6.1	0.4	0.2	0.4	0.3	0.5	0.7
Zimbabwe	698	0.5	0.2	0.2	1.3	0.4	0.4	2.2	3.7	1.9	20.0	1.7	1.6
Africa n.s.	799	0.4	0.0	0.0	0.0	0.0
Western Hemisphere	205	1,999.8	1,673.0	1,852.1	1,582.3	1,190.8	1,050.8	2,608.5	2,407.6	2,392.8	2,248.8	2,049.9	2,157.9
Antigua and Barbuda	311	1.9	0.9	0.4	0.4	0.2	0.9	0.0	0.0	0.0	0.0
Argentina	213	79.0	84.0	157.0	217.8	78.6	38.7	56.6	37.9	34.2	31.1	25.8	29.7
Aruba	314	0.0	0.3	0.2	0.1	0.4	0.3	0.0	0.0	0.0
Bahamas, The	313	45.0	25.2	25.7	18.4	85.4	122.7	0.8	1.7	0.9	5.7	0.8	0.5

Norway (142)

In Millions of U.S. Dollars

		Exports (FOB)						Imports (CIF)					
		2012	2013	2014	2015	2016	2017	2012	2013	2014	2015	2016	2017
Barbados	316	1.3	1.6	0.7	0.9	0.8	1.2	0.1	0.1	0.0	0.1	0.1	0.4
Belize	339	4.5	4.7	0.0	0.3	0.1	0.5	0.1	0.0	0.0	0.0	0.1	0.1
Bermuda	319	48.3	1.7	6.2	40.0	46.6	1.3	0.0	0.0	0.0	0.0	18.1	0.0
Bolivia	218	6.9	9.2	9.1	7.1	6.1	6.2	2.1	2.6	2.4	2.0	2.4	1.9
Brazil	223	900.2	855.7	1,124.8	670.5	492.2	469.6	1,452.9	1,323.5	1,276.8	1,261.3	1,086.8	1,200.2
Chile	228	245.2	67.4	93.4	105.3	135.0	78.1	122.3	141.5	162.2	148.1	134.7	114.5
Colombia	233	25.4	38.1	32.3	28.6	23.8	29.2	97.9	96.9	121.1	119.6	121.7	147.7
Costa Rica	238	16.4	9.2	12.0	14.5	10.6	6.0	60.4	58.1	70.3	62.1	47.5	54.8
Curacao	354	0.7	1.6	0.3	0.3
Dominica	321	0.3	0.6	0.0	0.3	0.0	0.2	0.1	0.0	0.0	0.0
Dominican Republic	243	45.6	40.1	45.0	44.1	55.3	46.4	10.1	14.0	14.1	12.1	15.3	13.6
Ecuador	248	19.9	9.9	15.6	17.1	3.3	8.8	41.9	52.7	38.4	33.1	35.5	27.6
El Salvador	253	0.2	0.3	0.5	0.4	1.2	0.5	2.2	2.8	4.1	1.2	1.4	8.0
Falkland Islands	323	1.5	0.1	0.0	0.7	0.0	0.0	0.0	0.0	0.0	0.0
Greenland	326	11.3	50.5	9.7	13.9	19.1	1.4	19.6	15.2	18.8	29.9	26.4	25.2
Grenada	328	0.7	0.8	0.5	0.4	0.3	0.4	0.2	0.2	0.2	0.1	0.1	0.1
Guatemala	258	26.6	45.1	19.6	16.3	13.0	14.5	24.2	22.4	22.3	20.3	17.7	23.5
Guyana	336	0.2	0.2	5.1	0.2	1.1	3.1	0.0	0.0	0.0	0.0	0.0	0.0
Haiti	263	2.4	3.1	3.5	2.6	2.3	2.9	0.1	0.8	0.1	0.4	0.1	0.0
Honduras	268	1.5	0.7	1.8	1.7	1.5	2.2	5.5	5.6	8.8	6.0	3.7	6.4
Jamaica	343	22.2	21.6	21.1	17.6	19.4	19.9	0.5	0.4	0.4	0.6	0.5	0.3
Mexico	273	129.4	137.1	122.1	113.5	128.3	115.1	204.2	190.3	192.0	198.8	203.9	227.1
Nicaragua	278	0.1	0.9	0.1	14.0	9.6	2.0	9.3	6.2	8.6	7.4	2.7	2.4
Panama	283	93.0	67.5	70.0	33.2	13.8	37.7	7.0	50.1	43.2	22.7	23.0	39.0
Paraguay	288	1.1	4.2	2.9	1.7	2.0	2.5	0.1	0.1	0.1	0.2	0.4	0.4
Peru	293	15.5	18.3	21.8	38.1	12.4	13.4	398.9	329.0	325.0	232.8	227.4	184.0
St. Kitts and Nevis	361	0.1	3.2	0.4	0.2	3.0	0.0	0.0	0.0
St. Lucia	362	0.1	0.1	0.4	0.0	0.0	0.0	0.0	0.0
St. Vincent & Grens.	364	7.8	0.8	1.3	0.2	0.0	3.0	0.0	0.0
Suriname	366	1.7	0.4	0.3	0.5	0.1	0.1	34.6	5.8	0.1	0.2	0.2	0.1
Trinidad and Tobago	369	6.4	5.0	15.5	12.1	9.9	5.4	4.1	0.1	5.8	0.9	6.9	0.7
Uruguay	298	148.8	22.7	20.1	24.0	14.0	9.6	47.3	42.1	36.9	42.8	46.1	41.6
Venezuela, Rep. Bol.	299	41.5	50.3	9.8	2.8	2.6	0.6	5.5	7.3	5.6	9.0	0.2	7.4
Western Hem. n.s.	399	47.7	91.6	3.2	122.9	0.9	1.9	0.1	0.2	0.0	0.0	0.1
Other Countries n.i.e	910	9.2	1.1	1.8	2.1	0.7	0.6	2.3	4.4	2.2	2.1	2.1	2.3
Cuba	928	9.1	1.1	1.8	2.1	0.7	0.6	2.3	4.4	2.2	2.1	2.1	2.3
Korea, Dem. People's Rep.	954	0.1	0.0
Countries & Areas n.s.	898	15.3	6.8	101.9	5.1	1.0	0.0	0.1	0.6	0.2	0.3
Memorandum Items													
Africa	605	1,462.4	1,596.3	1,818.4	1,732.6	1,878.8	1,208.3	1,454.1	2,146.4	1,481.2	1,123.4	863.8	875.5
Middle East	405	761.0	730.9	736.3	669.9	663.0	1,280.8	102.6	172.7	164.6	217.0	188.0	192.0
European Union	998	130,804.4	127,072.4	117,533.4	83,653.3	70,101.4	81,092.6	56,107.4	58,154.1	56,834.8	46,413.3	45,294.5	48,162.3
Export earnings: fuel	080	3,166.1	3,322.7	2,706.7	1,902.1	2,356.2	1,957.4	2,361.5	2,868.0	2,270.8	1,986.6	1,666.0	2,160.5
Export earnings: nonfuel	092	157,859.5	149,283.6	138,857.2	101,416.6	86,958.2	98,303.6	84,955.1	85,284.6	85,362.9	71,017.6	71,628.3	76,341.3

Oman (449)

In Millions of U.S. Dollars

		Exports (FOB)						Imports (CIF)					
		2012	2013	2014	2015	2016	2017	2012	2013	2014	2015	2016	2017
IFS World		53,174.0	56,618.2	52,834.3	34,783.6	76,555.6	89,915.3	76,546.1	75,405.0
World	001	52,135.2	56,428.9	53,207.4	34,731.8	26,775.7	28,174.8	28,117.2	34,333.0	29,304.1	29,007.3	23,110.8	26,461.1
Advanced Economies	110	18,389.7	15,506.6	12,387.5	7,353.3	5,574.6	2,840.5	11,593.2	11,132.0	10,844.1	9,112.8	5,395.1	4,826.2
Euro Area	163	493.7	857.6	548.6	449.6	421.2	293.8	2,923.8	3,444.7	2,810.5	3,226.8	1,654.9	1,944.7
Austria	122	0.4	0.5	13.5	0.6	0.6	0.4	51.2	10.0	13.7	15.1	10.4	13.1
Belgium	124	101.8	99.8	82.1	34.6	32.0	8.0	290.2	387.7	344.0	318.8	374.5	201.6
Cyprus	423	1.4	0.8	0.5	0.7	0.4	1.4	4.9	78.8	4.9	38.4	2.3	7.5
Estonia	939	3.8	0.5	0.0	0.0	0.0	0.7	1.3	1.1	1.1	10.7	2.4
Finland	172	15.8	13.4	0.6	0.2	0.3	29.2	19.6	19.4	52.9	9.3	10.6
France	132	45.9	50.7	27.6	14.0	124.9	22.8	418.9	346.9	258.9	267.7	184.3	254.4
Germany	134	59.3	75.9	69.1	59.6	35.1	47.2	908.9	938.5	863.4	862.9	509.3	379.3
Greece	174	3.8	8.8	6.1	2.0	3.8	0.8	12.9	112.2	8.8	10.5	7.4	8.3
Ireland	178	4.2	4.5	7.8	4.4	0.6	0.2	62.1	37.1	33.5	54.1	19.4	27.6
Italy	136	53.6	102.0	42.8	68.5	61.0	36.8	552.1	638.1	572.9	599.1	293.8	446.2
Latvia	941	3.2	0.1	13.9	47.6	2.6	8.9	1.1	13.9
Lithuania	946	0.1	0.6	1.2	0.2	0.2	0.1	2.2	10.9	6.1	1.2	0.3	1.5
Luxembourg	137	0.0	0.7	4.4	0.0	4.3	6.5	3.9	20.8	1.1	0.8
Malta	181	0.5	0.3	1.3	0.6	0.1	0.1	3.9	81.4	0.6	17.4	0.8	0.6
Netherlands	138	111.0	350.6	254.9	230.2	141.6	130.2	320.0	494.3	425.4	673.8	132.6	429.4
Portugal	182	0.1	17.6	0.6	8.5	0.7	2.2	61.7	33.4	12.8	22.0	2.8	4.3
Slovak Republic	936	0.0	0.0	0.0	0.0	0.0	22.6	0.3	0.1	1.6	2.6
Slovenia	961	12.2	3.6	19.8	1.9	1.7	9.3	28.2	19.6	15.0	4.1	9.9
Spain	184	76.6	127.9	21.4	22.3	15.5	41.8	154.7	171.9	218.7	247.0	89.0	130.9
Australia	193	55.0	200.1	67.0	88.0	28.3	52.1	470.6	332.6	319.4	248.3	191.7	227.3
Canada	156	32.1	19.5	25.7	19.5	5.9	1.9	203.6	98.2	90.3	89.2	52.4	60.8
China,P.R.: Hong Kong	532	205.6	120.5	112.7	86.2	113.4	89.1	23.4	68.5	78.5	100.2	34.1	47.1
Czech Republic	935	12.2	14.2	8.1	12.6	1.9	2.1	27.0	2.7	3.2	2.9	27.4	11.7
Denmark	128	1.7	18.5	5.1	2.2	0.9	0.7	118.2	117.6	141.7	79.5	34.3	45.3
Iceland	176	0.0	0.0	0.1	0.0	0.0	0.3	0.2	0.0	0.2
Japan	158	4,964.0	4,016.6	2,086.4	1,051.8	1,023.0	58.1	3,786.5	3,323.0	3,579.2	1,725.0	1,045.4	340.9
Korea, Republic of	542	4,870.9	4,590.6	4,366.3	2,566.0	1,952.3	120.9	1,035.6	960.1	1,073.4	965.7	307.8	402.3
New Zealand	196	679.1	228.7	22.4	21.1	15.6	6.7	87.5	65.0	66.0	60.1	5.9	11.4
Norway	142	0.3	0.3	0.7	7.3	0.1	0.1	41.9	18.2	7.9	8.3	6.5	19.2
Singapore	576	2,300.8	1,678.8	530.4	723.5	313.9	103.7	179.7	277.2	447.6	235.9	364.4	188.5
Sweden	144	3.4	1.0	0.7	0.9	0.5	0.8	140.7	45.0	147.0	134.5	44.8	18.1
Switzerland	146	3.2	6.3	7.2	12.5	2.2	3.9	219.1	189.5	176.3	176.6	110.6	173.0
Taiwan Prov.of China	528	3,798.0	3,011.6	3,754.0	1,724.8	864.9	1,652.6	160.6	158.8	123.6	62.2	39.5	26.3
United Kingdom	112	101.8	84.0	102.3	54.9	38.6	113.7	524.3	516.2	514.5	536.9	389.8	475.1
United States	111	867.8	658.2	749.8	532.3	791.8	340.2	1,650.9	1,514.6	1,264.7	1,460.3	1,085.4	834.5
Emerg. & Dev. Economies	200	32,296.7	39,779.5	40,015.0	26,904.3	20,715.4	24,321.0	16,523.7	23,200.8	18,459.5	19,893.6	17,715.6	18,505.4
Emerg. & Dev. Asia	505	22,702.1	26,905.1	27,179.3	17,166.3	12,734.3	15,699.8	4,262.4	5,375.7	3,720.1	4,059.1	2,878.1	3,564.3
American Samoa	859	23.6
Bangladesh	513	24.6	43.2	103.3	60.3	50.5	89.1	3.5	3.4	5.9	6.3	2.3	4.2
Brunei Darussalam	516	0.1	0.2	0.2	0.2	0.3	0.1	0.1	0.2	0.1	0.0
Cambodia	522	0.5	0.1	1.8	0.1	0.0	0.1	0.1	0.1	0.2	0.2	1.6
China,P.R.: Mainland	924	17,186.1	20,574.4	22,896.2	14,724.7	11,185.5	14,075.7	1,404.8	1,048.1	1,405.9	1,518.3	1,184.4	1,561.3
Fiji	819	0.6	0.1	1.3	0.5	0.5	0.0
F.T. New Caledonia	839	0.1
India	534	2,299.7	3,012.4	1,619.3	1,083.6	911.7	935.7	1,540.7	3,117.1	1,265.7	1,626.9	1,155.6	1,364.7
Indonesia	536	237.4	100.3	84.5	89.7	39.2	161.6	244.1	214.7	233.2	214.1	120.3	145.3
Lao People's Dem.Rep	544	0.1
Malaysia	548	236.3	337.3	240.4	312.7	265.2	224.3	280.6	267.5	248.5	220.7	161.8	166.4
Maldives	556	4.1	12.7	10.9	17.9	11.0	9.4	0.0	0.0	0.0	0.0	0.0
Mongolia	948	1.4	0.7
Myanmar	518	12.9	17.2	12.5	17.1	11.5	13.4	1.5	0.9	0.4	2.5	1.7	1.5
Nepal	558	0.1	0.2	0.8	0.3	0.2	0.1	0.0	0.0	0.0	0.0	0.0	0.1
Papua New Guinea	853	0.1	0.1	0.2	0.6
Philippines	566	62.1	137.0	13.8	14.2	28.1	12.9	6.7	6.7	6.6	5.4	4.9	16.9
Solomon Islands	813	0.1	0.0
Sri Lanka	524	233.8	683.3	488.8	194.7	33.2	59.2	8.0	12.6	10.1	26.7	18.5	15.3

Oman (449)

In Millions of U.S. Dollars

		Exports (FOB)						Imports (CIF)					
		2012	2013	2014	2015	2016	2017	2012	2013	2014	2015	2016	2017
Thailand	578	2,275.4	1,918.6	1,656.5	592.9	54.4	46.2	745.7	680.3	482.6	383.6	184.1	180.0
Vietnam	582	128.3	66.5	50.0	55.7	119.1	71.0	26.7	24.0	60.8	54.3	44.2	73.6
Asia n.s.	598	33.2
Europe	170	182.7	237.9	201.3	89.6	96.5	95.5	837.8	985.3	827.3	690.1	325.1	336.0
Emerg. & Dev. Europe	903	110.9	212.6	185.0	81.0	92.6	88.1	390.1	575.6	434.0	383.9	165.8	226.2
Albania	914	0.6	0.5	0.1	0.2	0.0	0.0	0.3	1.3	0.0	0.1
Bosnia and Herzegovina	963	0.0	0.0	0.0	0.3	0.0	0.0	0.0	0.1	0.3
Bulgaria	918	3.5	12.3	2.9	0.5	0.0	0.0	18.9	53.7	23.4	54.3	4.1	4.5
Croatia	960	0.1	0.5	5.4	1.0	0.2	0.4	6.5	1.4	0.5	17.3	0.7	7.8
Gibraltar	823	10.6
Hungary	944	4.3	3.8	2.1	3.1	0.9	4.1	33.5	3.4	4.4	4.5	7.4	10.2
Poland	964	3.4	5.9	11.3	8.4	2.5	5.9	75.0	66.8	40.9	21.7	21.4	106.7
Romania	968	7.9	8.6	16.2	4.5	47.6	2.7	55.5	63.4	32.1	38.0	19.9	13.8
Serbia, Republic of	942	0.0	0.1
Turkey	186	91.7	180.9	146.5	63.5	41.4	64.3	200.4	386.9	332.4	246.8	112.1	82.9
CIS	901	71.8	25.3	16.3	7.9	3.9	7.4	447.7	409.7	393.3	306.2	159.3	109.7
Armenia	911	0.3	0.1	0.2	0.0	0.0	0.0
Azerbaijan, Rep. of	912	3.7	3.3	0.0	0.2	0.0	0.0	0.0
Belarus	913	2.1	2.4	2.6	0.0	10.8	1.0	0.4	0.0	0.0
Georgia	915	2.3	1.4	1.8	0.3	0.1	0.2	39.8	2.5	0.0	3.2	0.1	0.1
Kazakhstan	916	8.0	1.2	1.6	0.5	0.1	0.1	0.0	0.0	0.0	0.0	0.0	0.0
Moldova	921	0.1	0.0	0.0
Russian Federation	922	26.4	12.2	4.1	4.9	2.8	4.0	313.7	333.6	362.4	268.0	105.8	88.5
Tajikistan	923	0.1	0.0	0.0	0.0
Turkmenistan	925	27.1	1.4	0.8	0.1
Ukraine	926	1.7	3.2	5.1	2.2	0.7	3.1	83.3	72.5	30.5	35.0	53.2	21.1
Uzbekistan	927	0.1	0.0	0.0	0.0	0.0
Europe n.s.	884	0.7
Mid East, N Africa, Pak	440	8,395.5	11,009.7	11,355.2	8,845.2	7,110.7	7,638.9	10,001.4	15,342.4	12,538.2	14,328.6	14,007.0	13,627.6
Afghanistan, I.R. of	512	0.6	0.1	0.1	0.0	0.0	0.0	0.0
Algeria	612	35.1	20.2	23.5	28.5	15.2	4.5	0.7	0.5	0.0	0.3	0.0	0.3
Bahrain, Kingdom of	419	63.3	122.5	116.8	81.5	71.4	104.9	309.9	250.8	200.3	257.3	163.1	300.3
Djibouti	611	20.8	39.6	46.3	32.4	47.7	82.6	2.9	2.0	1.1	1.1	1.0	1.0
Egypt	469	342.1	157.8	217.0	108.9	58.7	94.4	114.9	111.9	99.3	112.6	124.9	67.1
Iran, I.R. of	429	298.2	323.2	349.1	272.1	267.5	568.6	206.1	561.2	346.3	297.7	642.3	501.2
Iraq	433	744.6	236.7	191.4	468.1	765.7	160.7	26.1	225.8	73.1	135.5	47.0	260.8
Jordan	439	44.5	34.2	34.6	44.3	34.0	27.8	26.5	30.1	51.2	56.8	50.1	47.7
Kuwait	443	191.8	461.8	446.8	202.8	269.2	323.8	314.0	269.7	158.4	205.6	60.9	27.5
Lebanon	446	12.1	28.3	33.9	17.6	19.1	33.4	24.9	12.5	40.7	33.5	12.7	20.4
Libya	672	60.7	120.5	116.4	50.2	10.7	9.0	0.0	0.0	0.0	0.0
Mauritania	682	2.8	1.5	3.7	0.2	1.1	0.6	0.0	0.0	0.0
Morocco	686	53.3	9.5	18.7	26.2	13.8	12.9	0.9	5.3	9.5	8.1	2.5	2.3
Pakistan	564	640.4	1,073.8	1,502.7	436.3	331.5	495.5	186.2	258.1	221.1	220.5	91.9	105.6
Qatar	453	200.0	396.3	317.8	287.6	252.6	1,339.5	247.7	1,235.2	441.8	537.1	223.9	328.5
Saudi Arabia	456	1,324.9	2,363.4	2,061.1	1,790.1	1,070.5	1,314.0	1,178.2	2,023.7	1,201.4	1,182.3	832.0	901.5
Somalia	726	184.3	321.2	207.2	184.2	176.7	302.6	86.3	112.8	137.1	140.8	151.1	137.9
Sudan	732	22.9	26.3	35.7	22.3	14.7	10.1	0.6	4.1	2.7	0.8	0.6	1.1
Syrian Arab Republic	463	29.9	7.3	14.4	10.2	10.8	6.2	4.7	1.2	6.1	0.5	2.6	2.5
Tunisia	744	13.4	14.2	11.3	11.3	4.0	2.4	5.4	1.9	3.3	2.3	0.8	1.5
United Arab Emirates	466	4,002.6	5,015.3	5,459.2	4,164.0	3,055.8	2,255.4	7,234.0	10,172.5	9,515.1	11,107.9	11,296.0	10,282.7
West Bank and Gaza	487	1.1	1.0	1.4	1.2	4.7	0.0	0.0	0.1
Yemen, Republic of	474	106.2	235.1	146.2	606.2	618.8	485.4	31.4	63.3	29.6	27.6	303.5	637.3
Sub-Saharan Africa	603	986.5	1,511.5	996.4	586.1	554.0	602.0	120.1	118.3	141.7	96.6	54.2	91.9
Angola	614	25.4	46.3	19.6	17.2	5.1	9.2	0.0
Benin	638	1.5	1.4	1.7	0.4	0.1	9.8	0.0	0.0
Botswana	616	0.2	0.2	0.3	0.1	0.3	0.3	0.0
Burkina Faso	748	0.5	0.1	0.0	0.0
Burundi	618	3.4	0.0	0.0	0.0	0.0	0.0	0.2	0.2	0.0	0.0	0.0
Cameroon	622	0.7	1.0	10.2	3.2	1.5	2.3	0.0	0.2	0.4	0.2	0.2
Chad	628	0.0	0.1	0.2	0.1	0.1	0.0	0.0

Oman (449)

In Millions of U.S. Dollars

		Exports (FOB)						Imports (CIF)					
		2012	2013	2014	2015	2016	2017	2012	2013	2014	2015	2016	2017
Comoros	632	0.9	0.8	3.5	2.9	0.5	0.6	0.0	0.0
Congo, Dem. Rep. of	636	0.1	0.4	1.0
Congo, Republic of	634	29.1	0.2	1.0	1.3	1.2	0.6	0.7	0.1	0.2	0.4	0.2	0.1
Côte d'Ivoire	662	3.2	4.2	2.4	1.7	0.7	0.7	0.0	0.0	0.0	0.1
Equatorial Guinea	642	0.1	0.2	0.4	0.0
Eritrea	643	1.2	1.7	1.1	0.0	0.0	5.1
Eswatini, Kingdom of	734	0.0	0.0	0.1
Estonia	939	3.8	0.5	0.0	0.0	0.0	0.7	1.3	1.1	1.1	10.7	2.4
Ethiopia	644	7.2	5.6	6.0	5.1	0.3	4.6	0.2	0.2	0.5	0.6	0.6	0.8
Gabon	646	0.2	0.8	0.8	0.3	0.0	0.0	0.1	0.4	0.1	0.0
Gambia, The	648	0.1	0.0	0.1	0.2	0.4
Ghana	652	13.0	4.7	3.3	1.5	1.5	2.4	0.2	0.1	0.1	0.0	0.0	0.3
Guinea	656	3.2	0.6	1.8	0.1	0.1	0.2	0.0	0.0	0.0	0.0
Guinea-Bissau	654	0.0	0.1
Kenya	664	195.4	106.8	182.1	59.8	94.6	72.2	10.7	10.9	17.3	36.0	14.5	23.5
Liberia	668	2.1	1.8	1.3	1.8	0.8	1.0	0.0
Madagascar	674	21.0	11.8	5.4	1.3	14.7	0.6	0.0	0.1	0.1	0.2
Malawi	676	0.3	0.0	0.1	0.1	0.1	0.0	0.0	0.0
Mali	678	0.0	0.2	0.0	0.0	0.0	0.0	0.1	0.0	0.0	0.0	0.3
Mauritius	684	1.9	2.2	4.7	7.4	6.0	5.7	0.3	28.0	15.2	0.2	0.3	0.4
Mozambique	688	41.8	353.1	30.1	66.4	55.7	71.5	17.0	11.9	0.3	0.5	0.8
Namibia	728	0.3	0.5	1.6	0.3	0.2	0.0
Niger	692	0.2	0.0	0.9	0.2	0.1	0.0
Nigeria	694	14.1	9.8	13.3	7.4	6.1	4.3	0.0	0.2	0.0	0.0	0.0	0.2
Rwanda	714	0.0	0.2	0.0	0.2	0.1	0.0	0.0
Senegal	722	3.5	5.3	1.7	1.3	0.9	2.4	0.0	0.2	0.0	0.0	0.0
Seychelles	718	0.7	5.9	10.6	7.4	1.7	7.9	0.4	0.0
Sierra Leone	724	0.5	0.6	1.9	1.0	0.6	0.4	0.2	0.0
South Africa	199	134.4	357.2	399.7	337.1	307.2	360.1	56.8	37.9	75.8	39.6	18.5	17.0
South Sudan, Rep. of	733	0.2	0.0
Tanzania	738	478.6	586.9	289.2	56.9	52.3	37.6	10.4	22.6	19.2	17.0	18.2	45.6
Togo	742	1.1	0.8	0.9	1.6	0.1	0.6
Uganda	746	0.7	0.2	0.9	0.6	0.2	0.1	1.3	0.5	0.8	1.6	1.1	1.7
Zambia	754	0.3	0.3	0.3	0.4	0.0	0.0	39.0	0.0	0.0
Zimbabwe	698	0.0	0.0	0.0	0.1	0.0	0.0	0.1	0.0	0.0	0.0
Western Hemisphere	205	29.9	115.3	282.8	217.2	219.9	284.8	1,302.0	1,379.0	1,232.3	719.3	451.3	885.6
Argentina	213	0.6	1.1	1.7	47.8	114.3	41.1	40.6	40.8	38.3	37.4	46.1	85.7
Bahamas, The	313	0.1	0.0	0.1	0.1
Belize	339	0.0	0.1	0.1	0.0	0.2	0.0
Bolivia	218	0.4	0.9	1.0	1.4	0.6	0.0	0.0
Brazil	223	5.4	96.8	233.3	90.8	75.5	216.0	1,190.7	1,235.0	1,139.5	623.1	377.4	735.2
Chile	228	0.5	0.8	1.3	5.0	11.2	2.0	15.2	50.5	12.7	14.5	6.0	16.0
Colombia	233	0.3	0.6	0.7	0.3	5.2	0.2	0.1	0.2	0.2	0.1
Costa Rica	238	0.0	0.0	0.0	0.0	0.8	0.2	1.5	0.4	0.9
Dominican Republic	243	1.6	0.4	0.7	0.1	0.0	0.2	0.3
Ecuador	248	0.4	1.1	8.6	0.1	0.3	0.2	0.6	0.4	0.2	0.1	0.1	0.1
El Salvador	253	0.6	2.7	1.7	0.0	0.0	0.0
Greenland	326	2.5
Guatemala	258	0.0	0.2	0.0	0.3	0.6	0.4	0.3	0.6	0.1	0.8
Guyana	336	0.0	0.2	0.0
Haiti	263	0.0	0.2	0.0	0.0
Honduras	268	0.0	0.1	0.1	0.0	0.0
Jamaica	343	3.9	3.7	2.8	4.5	0.7	0.0	0.0
Mexico	273	17.1	8.3	10.8	38.2	3.4	13.2	50.4	25.9	20.2	34.0	19.9	21.3
Nicaragua	278	0.1	0.1	0.0
Panama	283	0.6	1.1	2.0	2.8	2.6	0.9	0.0	23.7	0.0	0.0
Paraguay	288	0.1	0.4	0.1	1.4	0.4	1.2
Peru	293	0.1	0.9	1.1	1.0	1.7	1.2	0.0	19.1	7.3	0.3	1.4
Suriname	366	0.0	0.1	0.0
Trinidad and Tobago	369	0.0	1.0	0.2	0.5	0.0	0.0	0.0	0.0	0.0

Oman (449)

In Millions of U.S. Dollars

		Exports (FOB)						Imports (CIF)					
		2012	2013	2014	2015	2016	2017	2012	2013	2014	2015	2016	2017
Uruguay	298	0.2	0.1	12.3	6.6	0.6	0.8	2.7	1.5	0.3	0.6	0.0	0.8
Venezuela, Rep. Bol.	299	0.8	0.0	6.3	18.0	0.2	0.1	0.0	0.3	0.1	0.1	0.0	21.8
Other Countries n.i.e	910	0.0	0.4	0.0	0.1	0.0	0.1	0.2	0.2	0.4	0.5	0.1	0.1
Cuba	928	0.0	0.3	0.0	0.1	0.0	0.1	0.2	0.2	0.4	0.5	0.1	0.1
Special Categories	899	218.6
Countries & Areas n.s.	898	1,448.8	1,142.5	805.0	474.2	485.7	1,013.2	0.4	2,910.9
Memorandum Items													
Africa	605	1,319.1	1,943.9	1,342.8	891.2	827.0	1,017.6	217.0	244.9	295.3	250.1	210.2	236.1
Middle East	405	7,422.0	9,503.4	9,506.1	8,103.7	6,506.0	6,727.8	9,718.4	14,957.8	12,163.4	13,954.6	13,759.1	13,377.7
European Union	998	631.9	1,006.5	702.7	537.7	514.4	424.1	3,923.2	4,315.0	3,718.2	4,116.4	2,204.8	2,637.7
Export earnings: fuel	080	7,163.3	9,372.7	9,285.8	8,003.7	6,416.1	6,590.9	9,863.5	15,138.1	12,329.3	14,020.4	13,675.4	13,351.0
Export earnings: nonfuel	092	44,971.9	47,056.3	43,921.6	26,728.1	20,359.7	21,583.9	18,253.7	19,194.9	16,974.8	14,986.9	9,435.4	13,110.2

Pakistan (564)

In Millions of U.S. Dollars

		Exports (FOB)						Imports (CIF)					
		2012	2013	2014	2015	2016	2017	2012	2013	2014	2015	2016	2017
IFS World		24,418.2	25,022.9	24,515.4	21,890.7	20,355.2	44,104.6	44,646.9	47,434.4	43,795.1	46,798.6
World	001	24,784.1	25,162.8	24,731.3	22,139.5	20,547.1	21,503.7	43,813.3	43,775.2	47,544.9	43,989.6	46,998.3	57,286.2
Advanced Economies	110	10,335.4	11,536.9	12,302.4	11,520.4	11,320.0	11,998.6	10,600.2	10,523.5	10,667.1	10,696.4	11,457.2	13,977.2
Euro Area	163	3,712.0	4,439.6	5,077.4	4,601.6	4,814.4	5,187.9	3,082.2	3,262.7	2,985.9	3,122.9	3,612.4	4,282.4
Austria	122	16.0	21.6	19.6	16.1	14.3	13.3	101.9	97.7	117.1	132.9	155.8	144.0
Belgium	124	494.9	571.9	658.1	592.2	650.6	666.8	224.4	219.5	224.5	224.6	572.4	363.5
Cyprus	423	4.3	3.2	4.6	3.9	4.9	6.0	2.9	1.7	1.3	2.0	1.5	2.5
Estonia	939	28.8	27.8	21.5	16.0	16.0	14.8	46.7	1.4	2.4	3.0	2.4	4.4
Finland	172	71.2	75.3	60.1	34.4	27.4	34.1	70.0	62.1	61.6	95.4	62.7	64.6
France	132	331.5	405.3	430.9	360.6	373.0	389.4	451.5	351.3	398.4	416.6	444.0	669.4
Germany	134	988.5	1,081.0	1,215.5	1,146.3	1,186.2	1,266.0	1,144.0	1,433.6	1,070.5	972.2	996.5	1,109.0
Greece	174	49.5	60.0	70.0	59.6	62.2	69.3	21.7	46.5	8.9	9.2	8.2	13.2
Ireland	178	52.8	48.0	52.7	48.5	55.4	61.5	44.8	39.8	49.4	134.3	83.2	78.1
Italy	136	521.4	641.8	767.2	618.1	667.3	700.5	508.2	500.3	469.1	443.5	527.5	603.0
Latvia	941	16.3	21.3	26.0	9.0	9.2	12.8	2.5	3.3	17.3	51.0	37.6	10.2
Lithuania	946	39.7	51.9	48.1	35.1	31.8	37.3	15.0	24.9	5.4	9.0	11.3	6.8
Luxembourg	137	0.2	0.2	0.4	0.2	0.6	0.3	6.4	6.2	13.7	12.3	6.7	6.5
Malta	181	2.6	4.5	7.6	5.4	3.5	4.0	0.3	0.2	0.1	0.4	1.0	0.4
Netherlands	138	449.2	627.5	684.7	666.9	650.8	757.8	245.1	249.3	324.5	360.7	388.7	943.8
Portugal	182	109.4	155.1	167.0	153.6	159.9	182.6	15.5	13.0	19.2	18.9	27.7	28.1
Slovak Republic	936	9.7	3.5	3.5	3.0	3.2	2.6	15.0	28.6	52.7	30.8	26.5	22.4
Slovenia	961	22.4	37.2	50.2	50.4	60.9	63.8	14.4	5.6	2.8	2.9	6.0	4.3
Spain	184	503.5	602.5	789.8	782.3	837.3	905.0	152.1	177.6	147.1	203.3	252.7	208.2
Australia	193	177.4	261.6	167.2	175.7	247.5	237.7	651.1	456.8	336.5	537.6	418.8	629.9
Canada	156	222.3	233.9	224.3	216.5	220.1	243.6	362.9	121.7	357.5	440.7	771.3	628.0
China,P.R.: Hong Kong	532	416.2	408.5	328.3	241.7	149.6	112.1	122.8	109.0	106.5	69.0	73.5	92.1
China,P.R.: Macao	546	0.2	0.1	0.1	0.0	0.2	0.0	0.0	0.0	0.1	0.0	0.0	0.1
Czech Republic	935	23.8	31.1	40.7	33.4	40.9	39.8	18.9	22.5	45.7	52.9	32.6	46.6
Denmark	128	90.2	99.4	102.0	111.2	139.0	154.2	254.8	262.5	222.6	110.4	75.3	103.7
Iceland	176	0.3	0.2	0.2	0.2	0.2	0.2	0.5	0.4	0.7	1.3	0.8	1.6
Japan	158	191.3	184.3	193.9	182.3	171.2	187.0	1,875.4	1,963.2	1,753.0	1,725.9	1,961.4	2,283.6
Korea, Republic of	542	332.4	397.3	377.9	294.7	249.7	355.2	685.7	858.7	657.6	702.0	739.5	870.1
New Zealand	196	38.4	38.8	41.0	36.5	38.9	39.4	44.6	43.2	59.0	48.8	68.0	91.7
Norway	142	43.7	51.0	55.2	44.6	43.1	47.7	33.5	20.9	13.9	9.6	9.0	15.3
San Marino	135	0.0	0.0	0.0	0.0	0.4	0.3	0.5	0.8
Singapore	576	59.4	86.3	245.1	209.2	67.2	62.7	770.7	745.5	1,149.1	874.6	617.7	865.2
Sweden	144	97.4	113.7	134.3	123.3	130.1	140.7	198.9	182.6	259.5	203.3	196.0	227.5
Switzerland	146	14.5	12.9	13.7	15.1	20.6	12.7	248.3	259.1	319.7	269.7	250.5	302.4
United Kingdom	112	1,247.4	1,432.0	1,654.6	1,572.8	1,557.6	1,625.9	740.2	544.9	599.7	610.6	623.1	762.9
United States	111	3,668.5	3,746.3	3,646.5	3,661.6	3,429.7	3,551.8	1,509.6	1,669.8	1,799.6	1,916.8	2,006.8	2,773.3
Vatican	187	0.0	0.0	0.0	0.0	0.1
Emerg. & Dev. Economies	200	14,444.6	13,619.9	12,426.3	10,615.2	9,224.5	9,503.5	33,160.5	33,207.9	36,835.5	33,247.4	35,512.2	43,279.7
Emerg. & Dev. Asia	505	5,266.9	5,202.7	4,655.6	4,189.6	3,664.1	3,686.6	13,118.6	13,015.7	16,574.3	17,292.2	20,173.0	23,134.1
American Samoa	859	0.1	0.0	0.0	0.2	0.2	0.8	0.4	0.1	0.3	0.1
Bangladesh	513	696.0	718.4	687.6	700.6	656.2	644.2	59.5	57.3	60.7	60.2	48.6	71.2
Bhutan	514	0.0	0.0	0.1	0.0	0.0	2.8	0.1	0.1
Brunei Darussalam	516	0.5	0.4	0.7	0.7	0.5	0.5	0.0	0.0	0.0	0.0	0.1	0.0
Cambodia	522	40.9	48.0	33.1	32.4	28.6	28.5	0.3	0.6	0.3	1.1	1.2	0.9
China,P.R.: Mainland	924	2,619.9	2,652.2	2,252.9	1,934.9	1,590.9	1,459.7	6,687.6	6,626.3	9,588.4	11,019.0	13,680.2	15,356.3
Fiji	819	2.4	2.1	2.0	1.7	2.2	1.4	0.1	0.0	0.2	1.0	0.2
F.T. French Polynesia	887	0.1	0.1	0.1	0.2	0.3	0.2	0.0	0.0	0.0	0.0	0.0
F.T. New Caledonia	839	0.1	0.1	0.1	0.1	0.1	0.1	0.0	12.7	0.1	0.0	0.0	0.0
Guam	829	0.0	0.0	0.0	0.1	0.0	0.1	0.0	0.0
India	534	348.0	402.7	392.2	312.3	348.1	334.9	1,572.6	1,874.1	2,104.8	1,669.3	1,644.4	1,688.1
Indonesia	536	236.3	144.4	138.2	140.8	127.7	153.3	1,351.3	1,208.3	2,107.2	2,041.8	2,088.8	2,578.2
Kiribati	826	0.0	0.0	0.2	0.1	0.0	0.0	0.0
Lao People's Dem.Rep	544	0.5	0.8	0.8	1.0	1.3	1.2	0.2	0.0	0.1	0.0	0.0
Malaysia	548	233.5	204.5	233.9	186.2	151.7	121.7	2,132.0	1,919.7	1,280.1	911.0	944.6	1,099.3
Maldives	556	5.7	8.5	8.4	7.6	6.4	5.7	0.1	0.0	0.0	2.9	6.3	1.5
Marshall Islands	867	0.0	0.1	0.0	0.0

Pakistan (564)

In Millions of U.S. Dollars

		Exports (FOB)						Imports (CIF)					
		2012	2013	2014	2015	2016	2017	2012	2013	2014	2015	2016	2017
Mongolia	948	0.1	0.3	0.1	0.1	0.3	0.2	0.0	0.0	0.0	0.0
Myanmar	518	13.5	12.8	13.1	17.1	11.1	18.4	52.2	11.2	20.4	6.2	26.5	6.5
Nauru	836	0.0	0.2	0.0	0.0
Nepal	558	1.3	0.6	0.8	2.3	0.8	1.9	1.6	0.6	0.9	0.5	1.0	1.5
Papua New Guinea	853	1.2	0.3	0.6	14.9	1.0	19.6	0.0	0.1	1.4	0.3	0.2
Philippines	566	91.5	91.8	76.1	66.6	76.3	140.4	33.0	33.3	40.8	42.4	36.4	71.3
Samoa	862	0.0	0.0	0.0	0.1	0.1	0.0	0.0	0.0	0.0
Solomon Islands	813	0.0	0.0	0.0	0.0	0.0	0.1	0.0	0.5	0.0	0.0	0.0	0.1
Sri Lanka	524	300.9	316.4	266.1	260.0	237.2	269.3	83.4	63.5	63.0	72.3	76.7	102.0
Thailand	578	109.4	117.4	118.5	120.3	110.2	138.8	716.6	715.7	730.1	852.7	920.0	1,279.4
Timor-Leste	537	0.0	0.0	1.0	3.4	1.0	0.0	0.0	0.0
Vanuatu	846	0.1	0.0	0.0	0.0	0.0	0.1	0.3	0.0	0.0	0.1	0.1
Vietnam	582	307.4	262.6	260.5	276.6	244.0	280.1	98.0	108.3	146.2	227.0	280.3	435.4
Asia n.s.	598	257.5	218.2	169.8	112.0	65.5	65.2	329.5	381.6	430.7	381.1	416.0	441.6
Europe	170	861.1	937.1	930.3	718.1	761.9	897.4	1,032.0	1,208.0	1,691.3	1,320.9	1,620.0	1,867.9
Emerg. & Dev. Europe	903	558.8	570.4	613.8	438.6	479.4	624.1	394.7	348.8	526.7	437.5	542.5	555.7
Albania	914	2.0	2.8	3.6	4.0	4.3	3.8	0.0	0.0	0.1	0.1	0.1	0.1
Bosnia and Herzegovina	963	0.0	0.1	0.1	0.1	0.1	0.1	0.1	0.1	0.3	0.1	0.1	0.3
Bulgaria	918	13.4	12.7	19.8	11.9	13.7	18.2	22.0	10.5	13.2	12.5	17.0	18.1
Croatia	960	7.5	8.5	12.4	10.2	13.1	14.9	0.8	0.2	0.2	1.4	3.0	2.6
Faroe Islands	816	0.0	0.0	0.0	0.0	0.0	0.1	0.0
Gibraltar	823	0.0	0.0	0.0	0.0	0.0	0.0	0.0	0.1	0.0
Hungary	944	13.4	11.5	12.7	12.2	12.7	11.3	33.8	21.8	31.3	33.9	48.0	70.9
Macedonia, FYR	962	0.0	0.0	0.0	0.0	0.1	0.0	0.1	0.0
Montenegro	943	0.2	3.9	3.5	29.8	36.0	36.2	40.2
Poland	964	74.2	102.0	146.2	142.8	174.5	203.0	50.3	55.5	75.0	98.0	85.2	154.6
Romania	968	26.7	22.1	25.7	20.2	21.4	23.4	88.1	76.9	167.5	39.0	85.1	40.6
Serbia, Republic of	942	5.5	3.8	2.1	1.7	2.5	19.4	7.1	3.4	10.2	11.0	3.6	2.0
Turkey	186	416.0	407.0	391.1	235.4	236.9	326.0	189.0	150.5	192.9	205.2	260.1	266.3
CIS	901	302.3	366.7	316.6	279.5	282.5	273.3	484.0	551.0	681.2	363.6	441.5	583.2
Armenia	911	0.2	0.1	0.2	0.2	0.0	0.1	0.0	0.2	0.1	0.1	0.4	0.1
Azerbaijan, Rep. of	912	15.4	49.7	27.7	42.2	61.3	12.5	0.1	0.1	0.0	0.2	1.7
Belarus	913	0.5	0.6	0.6	0.4	0.5	0.3	90.7	20.9	33.8	33.7	37.3	70.3
Georgia	915	7.3	7.1	7.8	6.2	4.1	5.6	0.2	0.3	2.6	0.0	0.2	0.1
Kazakhstan	916	4.2	5.4	6.7	12.8	24.5	70.7	13.2	4.7	4.2	3.7	2.7	7.7
Kyrgyz Republic	917	0.8	0.8	1.0	0.8	1.2	0.9	0.0	0.1	0.1	0.1	0.1	0.1
Moldova	921	0.4	0.2	0.5	0.1	0.1	0.2	0.4	2.2	17.1	2.9	3.8	1.4
Russian Federation	922	186.2	205.5	187.6	160.9	144.8	130.8	246.5	287.8	224.9	170.2	258.0	311.5
Tajikistan	923	3.1	10.3	9.1	4.0	4.4	3.0	0.2	0.4	0.1	0.1	19.0	8.7
Turkmenistan	925	1.3	2.4	7.0	8.2	4.0	3.2	8.0	17.1	15.8	14.7	25.0	16.8
Ukraine	926	78.9	81.2	66.2	41.6	34.4	42.1	124.0	216.6	381.7	137.0	91.7	161.9
Uzbekistan	927	4.0	3.5	2.3	2.0	3.4	3.9	0.7	0.7	0.7	1.1	3.2	2.9
Europe n.s.	884	0.0	153.2	308.2	483.5	519.7	636.0	729.0
Mid East, N Africa, Pak	440	6,625.9	5,454.8	4,847.6	3,969.7	3,314.3	3,270.6	17,882.8	17,832.3	17,009.8	12,607.8	11,618.1	15,395.3
Afghanistan, I.R. of	512	2,099.3	1,998.1	1,879.1	1,722.2	1,369.8	1,389.7	235.1	307.6	392.2	390.4	369.9	414.7
Algeria	612	39.4	35.8	34.1	25.2	21.5	17.2	1.0	0.4	0.6	0.4	0.1	0.3
Bahrain, Kingdom of	419	68.3	94.2	82.2	69.2	63.3	41.8	140.5	68.8	111.8	28.3	85.1	97.4
Djibouti	611	34.9	44.8	41.1	41.3	28.5	32.2	1.2	1.3	1.6	0.7	0.7	0.2
Egypt	469	219.5	155.6	163.9	133.7	103.5	77.3	152.6	107.0	155.8	125.4	122.6	154.3
Iran, I.R. of	429	142.0	62.6	43.0	32.3	35.6	26.3	120.3	167.8	185.7	260.9	323.1	327.4
Iraq	433	42.2	26.2	47.8	31.1	18.6	21.3	5.7	4.5	16.9	11.5	21.0	70.2
Jordan	439	51.6	58.9	56.7	41.0	43.8	45.6	16.3	20.1	30.2	30.3	29.3	31.8
Kuwait	443	82.6	96.2	98.0	100.4	99.0	84.5	4,208.8	3,948.7	2,955.0	1,712.7	1,272.0	1,468.3
Lebanon	446	19.5	31.2	29.7	24.0	19.2	15.6	5.6	3.0	4.6	3.1	1.8	3.5
Libya	672	14.8	13.0	8.4	7.4	3.2	5.2	0.0	0.1	36.1	5.8	7.5	7.9
Mauritania	682	20.6	33.5	39.6	12.1	8.1	10.4	0.4	9.0	12.3	0.6	0.0	0.0
Morocco	686	20.6	18.7	16.6	14.7	17.5	22.9	406.4	278.9	272.4	343.5	287.3	256.3
Oman	449	148.1	188.8	185.3	170.5	100.2	115.4	727.1	1,124.8	1,133.2	614.3	255.8	657.0
Qatar	453	79.2	78.8	74.8	63.3	61.7	63.8	345.7	164.2	180.9	319.3	774.3	1,609.1
Saudi Arabia	456	455.6	494.1	509.7	431.3	380.4	328.5	4,283.5	3,847.2	4,417.4	3,006.8	1,843.1	2,729.4

Pakistan (564)

In Millions of U.S. Dollars

		Exports (FOB)						Imports (CIF)					
		2012	2013	2014	2015	2016	2017	2012	2013	2014	2015	2016	2017
Somalia	726	65.3	63.3	30.0	23.9	32.9	42.5	6.1	6.3	9.0	7.0	6.8	7.6
Sudan	732	24.9	6.1	12.1	1.2	0.3	0.4
Syrian Arab Republic	463	11.9	21.9	19.1	13.1	15.8	16.8	1.2	0.5	1.0	2.1	1.1	0.9
Tunisia	744	20.2	26.4	30.4	23.4	23.0	19.8	10.8	6.1	7.2	8.0	6.1	6.0
United Arab Emirates	466	2,872.9	1,775.1	1,324.1	899.0	784.7	832.7	7,210.8	7,751.5	7,077.2	5,734.7	6,202.1	7,530.4
West Bank and Gaza	487	0.8	2.0	0.0	0.1
Yemen, Republic of	474	92.7	137.7	127.8	78.4	83.1	59.1	2.6	14.3	8.5	1.7	8.4	22.5
Sub-Saharan Africa	603	1,144.7	1,480.9	1,482.5	1,292.4	1,087.5	1,249.2	777.2	788.4	938.3	1,205.4	1,196.1	1,835.3
Angola	614	24.8	34.3	39.8	27.6	17.1	18.3	1.3	0.6	0.4	0.6	3.0	0.0
Benin	638	42.0	83.1	49.5	55.4	32.0	48.2	0.2	0.1	0.1	6.6	5.8	3.3
Botswana	616	1.8	3.6	3.5	2.1	1.6	3.2	0.2	0.0	0.1	0.1	0.0	0.0
Burkina Faso	748	0.1	0.1	0.1	0.2	0.2	0.2	0.0	1.3	10.5	15.5	7.4
Burundi	618	0.0	0.1	0.2	0.1	0.2	0.3	13.0	9.4	10.7	17.9	12.6	13.5
Cabo Verde	624	0.1	0.1	0.1	0.3	0.2	0.3	0.0	0.0	0.1	0.0
Cameroon	622	20.8	24.1	20.5	21.4	16.8	17.2	0.3	0.4	1.0	2.0	2.0	1.7
Central African Rep.	626	0.1	0.0	0.0	0.1	0.1	0.0	0.0	2.2
Chad	628	0.1	0.1	0.0	0.0	0.0	0.0	0.4	1.3	1.0	10.0	1.2	0.3
Comoros	632	29.9	25.6	30.2	23.2	15.7	23.6	1.1	0.8	6.4	1.0	1.2	0.9
Congo, Dem. Rep. of	636	3.3	15.3	6.4	16.2	13.8	13.9	0.0	0.0	0.1	1.1	1.7	0.0
Congo, Republic of	634	1.9	1.2	1.6	1.7	0.5	0.7	0.4	0.4	0.8	1.1	4.6	1.6
Côte d'Ivoire	662	23.7	49.2	46.0	82.9	53.4	30.6	1.1	1.3	1.2	4.6	8.2	47.3
Equatorial Guinea	642	0.3	1.7	0.6	0.0	0.0	0.1	0.0	0.0	0.0	0.0	0.1
Eritrea	643	0.7	0.4	3.8	0.3	0.0	0.2	0.2	0.1	0.1	0.0	0.1
Eswatini, Kingdom of	734	0.2	0.1	0.1	0.2	0.8	16.6	24.1	36.0	7.2	18.3	8.2	9.7
Estonia	939	28.8	27.8	21.5	16.0	16.0	14.8	46.7	1.4	2.4	3.0	2.4	4.4
Ethiopia	644	3.1	1.2	1.0	0.7	1.1	0.8	36.8	39.9	34.4	43.1	62.3	25.6
Gabon	646	2.3	2.9	2.8	1.6	1.6	1.5	0.4	0.1	0.3	0.8	1.4	1.8
Gambia, The	648	12.6	16.8	16.7	18.3	12.6	12.4	0.1	0.0	0.8	0.9	0.3	0.1
Ghana	652	18.9	10.2	31.1	7.2	12.9	25.9	3.7	7.8	4.9	2.3	3.1	2.3
Guinea	656	18.2	35.7	40.1	3.2	5.0	5.6	0.2	0.8	0.7	0.4	0.8	2.3
Guinea-Bissau	654	9.8	4.9	11.0	13.1	16.2	23.6	0.0	0.0	0.0	0.0
Kenya	664	209.9	258.4	332.8	278.8	266.2	319.7	235.0	258.1	267.6	349.2	403.5	468.5
Lesotho	666	7.6	10.4	6.1	3.8	5.5	5.2	0.0	0.0	0.0	0.0	0.0
Liberia	668	6.2	2.6	1.6	1.6	0.3	0.7	3.0	0.0	0.1	10.5	0.3	0.1
Madagascar	674	68.9	112.3	101.3	81.6	68.2	157.8	3.5	3.4	4.8	4.5	7.7	6.9
Malawi	676	1.9	2.0	1.7	1.0	2.0	0.8	2.5	3.6	3.3	0.2	0.2	0.3
Mali	678	0.1	0.0	0.0	0.4	0.3	0.1	1.3	2.1	1.6	1.6	0.2	0.2
Mauritius	684	23.6	28.3	28.3	22.2	17.2	19.4	7.7	17.0	22.5	60.8	4.2	4.0
Mozambique	688	74.3	117.9	119.2	106.6	94.9	66.8	11.3	1.3	1.2	0.7	0.8	1.8
Namibia	728	1.0	1.3	1.0	0.9	0.2	1.0	0.2	0.7	1.5	0.3	7.8	2.7
Niger	692	0.3	0.7	0.1	0.0	0.1	0.6	0.0	0.1	8.6	0.0
Nigeria	694	35.5	43.6	61.8	50.2	36.8	59.5	14.4	22.1	17.8	33.3	5.4	70.1
Rwanda	714	0.3	0.2	0.3	0.3	0.2	0.2	21.6	15.7	19.9	34.1	32.2	34.6
São Tomé & Príncipe	716	0.0	0.0	0.3	0.0	0.1	0.0	0.1	0.0	0.1	0.1	0.1
Senegal	722	28.6	34.1	21.8	37.9	25.0	19.7	7.9	10.4	6.8	2.9	1.4	0.8
Seychelles	718	2.7	2.4	3.7	2.8	2.9	2.5	0.0	0.1	0.3	0.3	0.5
Sierra Leone	724	27.3	22.5	18.0	24.6	25.5	31.4	1.1	0.4	0.3	0.5	0.1	0.1
South Africa	199	271.3	289.2	290.2	222.8	163.4	156.3	314.0	287.9	440.1	483.4	505.2	1,043.2
South Sudan, Rep. of	733	29.6	82.6	45.8	39.2	38.4	35.2	2.7	5.7	1.1	1.1	7.1	18.8
Tanzania	738	96.9	137.4	124.6	118.8	113.6	103.4	10.9	11.9	17.6	21.8	26.8	12.9
Togo	742	34.7	15.9	4.4	11.8	13.8	18.0	1.2	2.2	4.1	5.0	15.0	21.3
Uganda	746	4.0	1.9	1.0	1.3	1.4	2.1	9.8	7.3	7.9	7.5	6.2	9.8
Zambia	754	0.8	0.8	2.0	0.9	0.4	0.8	42.1	36.6	43.3	55.5	31.0	17.2
Zimbabwe	698	5.0	5.9	11.5	9.1	9.2	4.6	3.1	2.4	2.1	1.7	1.4	1.0
Africa n.s.	799	0.1	0.0	3.0	0.1	7.7	0.0
Western Hemisphere	205	546.0	544.4	510.2	445.4	396.7	399.7	349.9	363.5	621.8	821.2	905.1	1,047.1
Antigua and Barbuda	311	0.0	0.0	0.0	0.0	0.0	0.1	0.0	0.0	0.1
Argentina	213	45.9	56.8	45.7	52.7	48.3	41.4	79.7	134.0	348.2	441.0	309.9	236.3
Aruba	314	0.0	0.0	0.0	0.2	0.0	0.1	0.0	0.0	0.0	0.0	0.2
Bahamas, The	313	0.1	0.0	0.0	0.1	0.2	0.2	0.0	0.1	0.1	3.2	7.3	1.5

Pakistan (564)

In Millions of U.S. Dollars

		Exports (FOB)						Imports (CIF)					
		2012	2013	2014	2015	2016	2017	2012	2013	2014	2015	2016	2017
Barbados	316	0.3	0.5	0.2	0.2	0.2	0.3	0.0	0.0	0.0	0.2	0.1	0.2
Belize	339	0.1	0.1	0.1	0.0	0.0	0.0	1.5	0.2	1.1	2.3	0.5	0.7
Bermuda	319	0.1	0.0	0.1	0.1	0.1	0.1	0.1	0.0	0.0	0.0	0.0	48.7
Bolivia	218	0.5	0.7	0.5	0.7	0.8	0.4	0.1	1.3	0.1	0.1	0.2	0.0
Brazil	223	83.4	86.9	76.2	56.4	35.9	46.8	194.8	140.0	165.2	259.6	451.7	614.5
Chile	228	84.0	86.2	80.3	65.2	69.2	62.7	17.9	32.8	41.0	23.6	21.3	25.9
Colombia	233	58.6	50.5	54.5	42.9	36.8	34.6	0.5	0.9	1.4	9.0	8.7	2.1
Costa Rica	238	2.8	3.0	3.8	4.4	4.8	4.0	0.2	0.2	1.1	0.9	0.9	2.4
Curacao	354	0.0	0.0	0.0	0.0	2.2	0.1	0.5	0.1	0.0
Dominica	321	0.0	0.0	0.0	0.1	0.0	0.0	0.0	0.0	0.2	0.1	0.1
Dominican Republic	243	11.7	8.4	10.4	12.4	12.2	13.1	0.2	0.2	0.6	0.5	0.5	0.4
Ecuador	248	9.1	8.3	11.1	7.1	6.9	9.8	0.0	0.3	0.3	0.1	0.3	0.8
El Salvador	253	3.3	1.3	1.8	3.8	2.4	2.6	0.0	0.0	0.5	0.1	0.0	0.0
Greenland	326	0.0	0.2	0.3	0.0	0.0
Grenada	328	0.3	0.2	0.2	0.2	0.2	0.2	0.0	0.0	0.0	0.2	0.1
Guatemala	258	11.7	8.7	6.5	9.1	3.3	5.8	10.4	4.5	6.8	8.4	11.0	11.0
Guyana	336	0.5	0.6	0.7	0.6	0.7	0.5	0.1	0.1	0.6	0.1	0.0	0.3
Haiti	263	1.5	3.7	5.1	2.3	2.5	1.9	0.0	0.0	0.1	0.0	0.0	0.0
Honduras	268	4.8	2.8	4.5	13.4	4.0	2.2	0.1	0.2	0.3	0.4	0.2	0.5
Jamaica	343	1.8	1.6	2.1	2.0	2.3	1.9	0.2	0.2	0.3	0.7	0.9	1.5
Mexico	273	112.0	122.5	119.9	99.7	101.2	94.6	24.5	35.2	39.0	53.0	41.5	66.5
Netherlands Antilles	353	0.1	0.4
Nicaragua	278	18.6	20.9	10.8	8.4	7.4	7.5	0.0	0.1	0.1	0.0	0.0
Panama	283	14.2	10.4	10.9	12.8	10.2	11.3	0.1	7.8	0.0	2.9	0.3	1.0
Paraguay	288	3.9	3.9	9.6	8.7	6.7	10.3	0.0	0.0	4.3	4.4	7.6	22.8
Peru	293	29.3	27.4	29.9	25.1	26.1	30.2	3.5	2.1	4.6	2.8	2.6	3.1
St. Kitts and Nevis	361	0.0	0.0	0.0	0.0	0.0	0.0	0.0	0.0	0.0	0.0	0.8
St. Lucia	362	0.3	0.2	0.2	0.1	0.2	0.1	0.0	0.3	0.1
St. Vincent & Grens.	364	0.1	0.1	0.1	0.1	0.2	0.1	0.0	0.0
Suriname	366	0.7	0.5	1.2	0.5	0.3	0.4	0.0	0.6	0.0	0.0	0.1
Trinidad and Tobago	369	4.1	4.5	7.8	5.3	4.1	4.7	0.1	0.4	1.0	3.2	37.8	0.8
Uruguay	298	18.4	19.0	8.0	6.1	6.0	9.3	11.3	1.3	4.1	3.1	1.3	1.6
Venezuela, Rep. Bol.	299	24.1	14.8	8.2	4.7	3.5	2.1	0.1	0.0	0.0	0.2	0.0	0.2
Western Hem. n.s.	399	0.1	2.0	0.5	0.3	0.5	0.2	2.3
Other Countries n.i.e	910	4.1	6.0	2.6	3.9	2.7	1.6	52.5	43.7	42.3	45.9	28.8	29.3
Cuba	928	4.0	5.9	2.6	3.9	2.7	1.6	0.2	0.4	0.0	0.1	0.0	0.1
Korea, Dem. People's Rep.	954	0.1	0.1	0.0	0.0	0.0	0.0	52.3	43.3	42.3	45.7	28.8	29.2
Memorandum Items													
Africa	605	1,340.9	1,620.8	1,634.5	1,405.9	1,180.7	1,358.9	1,201.5	1,084.6	1,240.6	1,564.7	1,489.9	2,086.9
Middle East	405	4,300.8	3,234.2	2,770.6	2,094.7	1,812.9	1,736.0	17,220.7	17,222.8	16,314.3	11,856.9	10,947.2	14,710.2
European Union	998	5,306.1	6,272.5	7,225.8	6,639.6	6,917.5	7,419.4	4,490.0	4,440.0	4,400.6	4,284.8	4,777.6	5,709.9
Export earnings: fuel	080	4,436.2	3,511.0	2,999.3	2,315.0	2,036.4	1,981.5	17,334.2	17,435.4	16,392.4	11,944.8	11,148.1	14,954.3
Export earnings: nonfuel	092	20,347.9	21,651.8	21,732.0	19,824.5	18,510.8	19,522.2	26,479.0	26,339.8	31,152.5	32,044.9	35,850.2	42,331.8

Palau (565)

In Millions of U.S. Dollars

		Exports (FOB)						Imports (CIF)					
		2012	2013	2014	2015	2016	2017	2012	2013	2014	2015	2016	2017
IFS World	
World	001	9.9	10.1	11.0	5.8	9.3	4.1	121.4	168.9	143.6	196.7	270.5	213.8
Advanced Economies	110	8.3	8.6	9.4	2.8	7.9	2.7	101.8	128.9	99.2	108.3	125.3	115.5
Euro Area	163	0.0	0.0	0.2	0.0	6.9	0.1	2.5	0.8	1.5	2.8	2.4	2.9
Belgium	124	e 0.0	e 0.0	0.0	0.1	0.0	0.0	0.0
Finland	172	e 0.0	0.0	0.0	0.1
France	132	0.0	0.0	2.2	0.3	0.0	0.0	0.1	0.0
Germany	134	0.0	0.0	0.0	0.0	0.0	0.1	0.1	0.1	0.4	0.0	0.0
Greece	174	e 0.1	e 6.9	e 0.0	0.1	0.1	0.1	2.2	1.8	2.3
Italy	136	e 0.0	e 0.0	0.0	0.1	1.2	0.2	0.2	0.2
Latvia	941	e 0.1	e 0.0	e 0.1
Netherlands	138	e 0.0	e 0.0	e 0.0	e 0.0	e 0.0	e 0.0	0.1	0.0	0.0	0.1	0.2	0.2
Australia	193	0.0	0.0	0.2	0.0	0.5	3.1	1.1	1.6	3.6	2.0	1.3
Canada	156	0.0	0.0	0.2	0.2	0.2	0.2	0.2	0.2
China,P.R.: Hong Kong	532	0.0	0.0	0.0	0.8	0.8	0.8	0.8	0.8	0.8
Czech Republic	935	e 0.0	0.0	0.0	0.1
Japan	158	4.1	4.1	4.6	0.4	0.1	1.5	14.5	35.2	26.3	22.3	40.8	29.2
Korea, Republic of	542	0.0	0.0	0.0	0.0	0.0	2.2	2.6	11.6	7.8	6.9	9.8
New Zealand	196	0.0	0.0	0.0	0.2	0.2	0.3	0.3	0.6	0.5
Singapore	576	0.0	0.0	0.0	0.0	0.0	0.0	30.3	40.1	9.1	10.1	7.8	7.4
Sweden	144	e 0.0	e 0.0	e 0.0	e 0.0	0.0	0.0	0.1	0.0	0.3
Switzerland	146	0.0	0.0	0.0	0.7	0.7	0.7	0.7	0.7	0.7
Taiwan Prov.of China	528	e 0.2	e 0.2	e 12.4	e 11.9
United Kingdom	112	0.0	0.0	0.0	0.2	0.2	0.1	0.3	0.3	0.2
United States	111	4.0	4.4	4.4	2.2	0.6	0.5	47.0	47.0	47.0	47.0	50.8	62.1
Emerg. & Dev. Economies	200	1.6	1.5	1.7	2.9	1.5	1.4	19.6	40.0	44.4	88.3	145.2	98.2
Emerg. & Dev. Asia	505	0.5	0.3	0.5	1.3	0.4	1.1	19.2	39.3	43.9	87.6	143.3	97.1
China,P.R.: Mainland	924	0.0	0.0	0.0	0.0	0.0	2.3	4.8	14.8	31.3	29.4	25.1
Fiji	819	e 0.0	e 0.0	e 0.0	e 0.0	e 0.0	e 0.0	0.0	0.0	0.0	0.1	0.1	0.1
Guam	829	0.3	0.2	0.3	1.3	0.3	0.9	5.9	20.3	17.3	37.6	40.5	50.6
India	534	0.0	0.2	0.0	0.1	0.0	0.0	0.0
Indonesia	536	0.0	0.0	0.0	0.2	0.2	0.5	0.6	53.7	0.2
Malaysia	548	0.0	0.0	0.2	0.0	0.1	0.0
Marshall Islands	867	0.0	0.0	0.0	0.0	0.0	0.0	0.0	0.1
Micronesia	868	0.1	0.1	0.1	0.0	0.0	0.1	0.0	0.1	0.1	0.2	0.2	0.3
Myanmar	518	e 0.0	e 0.1	e 0.4	e 0.0
Philippines	566	0.0	0.0	0.0	0.0	7.7	5.9	4.3	3.6	4.7	2.9
Thailand	578	0.0	0.0	0.8	0.8	0.8	0.8	0.8	0.8
Vietnam	582	0.0	0.0	0.1	0.1	0.2	0.2	0.3
Asia n.s.	598	2.0	6.7	5.8	12.5	13.4	16.8
Europe	170	0.0	0.0	0.0	0.0	0.0	0.0	0.0	0.0	0.0	0.1	0.1	0.0
Emerg. & Dev. Europe	903	0.0	0.0	0.0	0.0	0.0	0.0	0.0	0.0	0.0	0.0	0.1	0.0
Hungary	944	e 0.0	0.0	0.0	0.0	0.0	0.1	0.0
Mid East, N Africa, Pak	440	0.9	1.0	1.0	1.0	1.0	0.1	0.0	0.0	0.0	0.0	0.0	0.0
Morocco	686	0.0	0.0	0.1
United Arab Emirates	466	e 0.9	e 1.0	e 1.0	e 1.0	e 0.9	e 0.1	0.0	0.0	0.0	0.0	0.0	0.0
Sub-Saharan Africa	603	0.0	0.0	0.0	0.0	0.0	0.0	0.1	0.2	0.1	0.1	0.1	0.1
Malawi	676	e 0.1
Western Hemisphere	205	0.2	0.3	0.2	0.6	0.1	0.2	0.3	0.5	0.5	0.6	1.7	0.8
Anguilla	312	0.1	0.2	0.2	0.3	0.4	0.5
Argentina	213	e 0.0	0.2	0.2	0.2	0.2	0.2	0.2
Brazil	223	e 0.1	e 0.0	e 0.0	e 0.0	e 0.0	e 0.0	0.0	0.0	0.1	0.0	1.1	0.0
Ecuador	248	e 0.1
Mexico	273	e 0.1	e 0.2	e 0.1	e 0.6	e 0.1	e 0.1	0.0	0.0	0.0	0.0	0.0	0.1
St. Lucia	362	e 0.1	e 0.0
Trinidad and Tobago	369	e 0.1
Countries & Areas n.s.	898	0.0	0.0	0.0	0.0	0.0	0.1
Memorandum Items													
Africa	605	0.0	0.0	0.0	0.0	0.1	0.0	0.1	0.2	0.1	0.1	0.1	0.1
Middle East	405	0.9	1.0	1.0	1.0	0.9	0.1	0.0	0.0	0.0	0.0	0.0	0.0

Palau (565)

In Millions of U.S. Dollars

		Exports (FOB)						Imports (CIF)					
		2012	2013	2014	2015	2016	2017	2012	2013	2014	2015	2016	2017
European Union	998	0.0	0.0	0.2	0.0	6.9	0.1	2.7	1.0	1.6	3.2	2.9	3.5
Export earnings: fuel	080	0.9	1.0	1.0	1.0	0.9	0.2	0.0	0.1	0.0	0.1	0.0	0.0
Export earnings: nonfuel	092	9.0	9.1	10.0	4.8	8.4	3.9	121.4	168.8	143.6	196.6	270.4	213.7

Panama (283)

In Millions of U.S. Dollars

		Exports (FOB)						Imports (CIF)					
		2012	2013	2014	2015	2016	2017	2012	2013	2014	2015	2016	2017
IFS World		821.9	844.1	817.2	695.1	636.2	12,633.2	13,030.8	13,707.2	12,129.4	11,697.0
World	001	798.3	827.7	810.7	695.4	636.1	660.0	12,375.4	12,785.8	13,592.5	12,136.1	11,697.0	12,724.4
Advanced Economies	110	524.6	500.6	449.1	384.2	375.5	367.4	4,803.5	5,433.6	6,210.8	5,658.3	5,286.4	5,549.7
Euro Area	163	110.4	159.9	185.8	174.6	159.3	163.1	914.1	1,237.0	1,335.2	1,255.5	1,133.0	1,176.0
Austria	122	0.2	0.0	12.7	13.1	14.2	23.0	18.6	28.0
Belgium	124	1.7	15.6	3.4	3.2	2.7	0.7	50.9	72.8	34.4	49.5	52.2	75.0
Cyprus	423	0.0	0.1	0.0	0.0	0.2
Estonia	939	0.0	0.4	0.4	0.1	0.3	0.6	0.4
Finland	172	0.0	6.0	4.7	9.1	17.9	34.2	15.6
France	132	1.7	2.4	1.6	3.4	2.1	3.6	72.7	257.0	162.1	144.9	137.4	165.5
Germany	134	8.6	48.1	86.4	91.8	18.5	9.6	170.6	241.8	235.1	281.5	252.5	303.4
Greece	174	0.9	2.0	0.1	2.5	1.2	0.2	2.2	2.4	3.2	4.7	18.4	5.5
Ireland	178	2.0	0.1	0.0	0.2	0.0	9.9	9.9	19.0	27.6	29.4	28.7
Italy	136	32.5	28.5	22.4	18.3	13.6	8.4	105.2	151.1	442.1	271.5	172.5	160.8
Latvia	941	0.1	0.2	0.3	0.2	0.1	0.3
Lithuania	946	0.1	0.1	0.0	0.0	0.2	0.8	0.6	1.1	2.2	1.4
Luxembourg	137	0.2	0.0	1.4
Malta	181	0.0	0.0	0.0	0.1	0.1
Netherlands	138	47.2	39.0	42.3	28.7	96.8	109.2	150.2	97.6	59.9	64.1	112.5	73.7
Portugal	182	1.7	3.6	5.4	9.3	8.8	7.2	19.3	11.6	14.5	20.3	22.6	26.1
Slovak Republic	936	0.0	0.1	0.1	2.5	1.7	0.6	0.7
Slovenia	961	0.1	0.1	0.0	1.5	0.9	3.5	5.1	4.8	6.3
Spain	184	15.8	18.7	23.8	17.4	15.4	24.1	312.1	372.7	334.5	341.8	274.3	283.2
Australia	193	1.6	2.5	2.9	2.4	1.9	1.7	2.9	2.5	2.8	6.6	23.2	65.4
Canada	156	117.4	64.7	1.4	1.0	1.2	1.4	56.6	64.0	86.0	116.5	122.7	90.9
China,P.R.: Hong Kong	532	5.3	9.3	8.1	3.7	3.4	4.3	50.2	45.0	260.0	76.5	63.3	74.3
Czech Republic	935	0.0	0.2	0.0	0.1	7.5	1.9	47.9	2.3	4.1	5.4
Denmark	128	6.7	8.5	13.8	6.9	13.1	10.1	31.6	33.2	43.8	39.5	42.6	46.0
Iceland	176	0.1	0.5	0.5	0.2	0.2
Israel	436	0.8	1.0	0.0	1.7	0.6	0.0	10.1	12.4	18.3	11.5	9.3	10.1
Japan	158	6.2	7.8	17.3	5.8	5.5	7.4	284.2	273.2	273.3	292.1	314.1	280.5
Korea, Republic of	542	24.4	16.7	16.5	12.4	11.0	7.8	349.0	356.7	459.0	428.6	317.9	449.7
New Zealand	196	0.4	0.7	31.5	29.4
Norway	142	0.0	0.0	0.0	0.0	1.7	0.0	2.6	13.6	18.2	6.6	5.6	6.8
Singapore	576	0.1	0.5	0.2	0.4	0.4	0.3	10.0	52.4	36.0	46.0	13.3	9.3
Sweden	144	38.4	12.7	0.5	0.2	0.2	0.0	30.7	40.4	20.7	17.4	19.2	19.5
Switzerland	146	0.4	0.0	0.6	0.3	0.0	29.6	34.2	36.2	51.9	52.2	52.1
Taiwan Prov. of China	528	32.6	38.7	30.0	28.9	26.8	36.3	51.3	53.8	66.0	70.8	61.9	67.8
United Kingdom	112	17.2	22.3	11.4	9.2	13.6	9.3	49.1	102.0	99.8	90.9	70.7	67.6
United States	111	163.0	155.8	160.5	136.9	136.0	124.8	2,924.0	3,111.1	3,407.2	3,145.1	3,001.5	3,098.6
Emerg. & Dev. Economies	200	241.9	292.6	328.9	282.3	237.2	268.5	3,704.1	3,817.1	3,884.6	3,971.8	4,017.6	4,408.6
Emerg. & Dev. Asia	505	75.9	104.0	136.2	95.4	89.1	122.0	1,010.5	1,270.1	1,465.5	1,573.7	1,484.5	1,643.5
American Samoa	859	0.9	0.4
Bangladesh	513	1.3	3.1	5.1	5.8
Cambodia	522	0.0	1.1	1.0	1.5	1.9
China,P.R.: Mainland	924	33.2	50.4	68.7	40.9	35.5	42.7	793.7	1,005.0	1,104.5	1,158.9	1,070.2	1,242.9
Fiji	819	0.0	0.1
India	534	21.4	27.8	21.9	22.0	24.0	33.5	46.5	61.2	75.0	107.2	120.7	117.3
Indonesia	536	1.5	2.3	1.6	0.2	0.0	0.0	9.6	12.4	27.3	32.2	38.8	52.6
Malaysia	548	0.8	0.4	0.1	0.2	0.1	0.1	7.5	9.6	15.9	20.4	21.8	22.2
Philippines	566	0.0	0.0	0.0	1.2	1.2	2.5	2.2	1.6	1.7
Sri Lanka	524	1.0	0.7	0.3	0.1	0.1	0.3	0.5	0.5	0.8	1.1	1.1
Thailand	578	12.1	10.5	8.5	6.9	6.8	12.3	122.7	147.0	188.4	196.2	202.5	165.3
Vietnam	582	6.9	11.4	34.8	24.7	21.5	33.0	11.8	15.5	23.6	22.0	21.2	32.6
Asia n.s.	598	0.0	0.2	0.0	0.1	17.2	17.7	25.5	29.8
Europe	170	3.5	13.1	9.4	9.1	5.5	4.8	146.3	129.1	58.9	51.4	71.7	156.5
Emerg. & Dev. Europe	903	2.7	7.2	5.7	8.9	4.7	3.2	141.5	122.4	47.7	44.0	64.4	141.9
Albania	914	0.1	0.6	0.5	1.3	0.0	0.0
Bulgaria	918	1.3	1.3	1.7	3.0	3.1	2.6
Croatia	960	0.4	0.0	0.0	2.9	0.0	0.3

Panama (283)

In Millions of U.S. Dollars

		Exports (FOB)						Imports (CIF)					
		2012	2013	2014	2015	2016	2017	2012	2013	2014	2015	2016	2017
Hungary	944	0.1	0.8	1.6	3.1	4.2	8.1
Poland	964	0.0	0.1	0.1	1.4	0.3	1.0	3.1	3.8	4.8	11.5	19.5
Romania	968	0.1	0.0	0.2	0.4	0.5	1.3	2.0	1.5
Serbia, Republic of	942	0.1	0.0	0.0
Turkey	186	2.7	6.6	5.1	8.4	2.0	2.9	139.0	116.7	40.1	28.8	43.5	110.0
CIS	901	0.8	6.0	3.6	0.2	0.8	1.6	4.8	6.7	11.2	7.5	7.3	14.5
Belarus	913	0.1	0.1
Georgia	915	5.3	2.9	0.1	0.3
Russian Federation	922	0.8	0.7	0.7	0.2	0.6	1.3	4.8	6.7	10.9	7.4	6.6	14.2
Ukraine	926	0.0	0.0	0.0	0.1	0.3	0.1	0.6	0.2
Mid East, N Africa, Pak	440	3.7	0.0	2.1	1.5	1.0	2.6	4.3	7.7	12.7	14.0	15.2	17.4
Bahrain, Kingdom of	419	0.2
Egypt	469	3.6	0.4	0.3	1.3	2.0	5.0	2.9	1.7	2.9
Iran, I.R. of	429	0.6	0.4	0.5
Jordan	439	0.3
Kuwait	443	0.2	0.0	0.0	0.3
Lebanon	446	0.0	0.1	0.0	0.1	0.7	0.1	0.2
Morocco	686	0.1	0.1	0.9	0.0	0.4	0.5	3.0	5.9	5.0
Oman	449	0.0	0.1	0.0
Pakistan	564	0.0	0.1	0.0	0.2	2.4	3.0	4.8	4.0	3.7	4.3
Qatar	453	0.7	0.7	0.3	0.5	0.6
Saudi Arabia	456	0.0	1.4	0.4	0.1	0.5	0.1	0.4	0.3	0.2	0.1	0.3
Tunisia	744	0.2	0.5	0.8	0.6	0.9	1.5
United Arab Emirates	466	0.1	0.0	0.0	0.8	0.3	0.1	0.1	0.6	1.8	2.1	2.6
Sub-Saharan Africa	603	0.3	1.4	0.8	1.0	1.3	1.5	5.1	8.8	15.3	12.0	43.8	63.0
Benin	638	0.0	0.5	0.2
Estonia	939	0.0	0.4	0.4	0.1	0.3	0.6	0.4
Ghana	652	0.0	0.1	0.2
Madagascar	674	0.1	0.1	0.0
Nigeria	694	0.2	0.1	0.5	0.6	0.0
South Africa	199	0.3	0.3	0.8	1.2	5.1	8.8	15.3	11.8	43.7	62.9
Togo	742	0.1	0.1
Africa n.s.	799	1.0
Western Hemisphere	205	158.5	174.1	180.5	175.3	140.3	137.5	2,537.9	2,401.4	2,332.1	2,320.7	2,402.4	2,528.2
Antigua and Barbuda	311	0.1	0.1	0.1
Argentina	213	0.1	0.5	0.3	0.1	0.1	0.0	139.6	87.7	68.6	55.8	53.5	87.4
Aruba	314	1.2	1.8	1.1	1.2	1.2	1.2
Bahamas, The	313	1.1	2.0	2.1	0.6	0.3	0.7	0.1	0.1	0.0	0.3
Barbados	316	0.1	0.0	0.3	1.1	1.6	1.6	0.6	1.9	0.5	0.8	0.6	0.3
Belize	339	0.1	0.1	0.0	0.1	0.2	0.1	1.1	0.3	0.2	1.2	2.0	0.3
Bermuda	319	0.2	0.1	0.0	0.0
Bolivia	218	2.3	3.6	2.5	2.9	2.0	2.2	1.2	0.6	0.4	0.3	0.4	0.4
Brazil	223	0.1	1.9	2.5	1.4	4.4	6.4	170.3	188.1	120.0	159.3	207.6	290.0
Chile	228	7.1	8.5	7.6	5.4	2.9	3.5	76.0	82.1	91.8	88.2	91.2	96.7
Colombia	233	8.3	9.6	12.2	8.7	8.5	11.9	421.4	385.9	378.6	361.6	362.1	324.7
Costa Rica	238	53.2	49.1	54.4	53.3	38.4	35.3	564.9	517.3	491.4	454.3	454.6	467.0
Curacao	354	1.3	1.1
Dominica	321	0.1	0.2	0.2
Dominican Republic	243	5.5	2.8	2.0	4.7	2.8	3.8	26.3	16.3	18.3	25.5	23.7	21.1
Ecuador	248	4.9	6.0	9.6	9.5	5.9	2.4	41.8	37.5	41.6	25.8	31.7	55.7
El Salvador	253	10.4	9.0	7.2	9.6	8.9	7.6	115.0	115.9	117.9	128.1	121.1	118.2
Guatemala	258	6.6	5.5	7.6	9.8	11.0	11.1	208.4	185.3	189.2	184.0	176.0	173.4
Guyana	336	0.0	0.0	0.0	0.1	0.0	0.0	1.7	25.4	10.1	19.4	14.1
Haiti	263	0.0	0.0	0.3	0.3	0.2	0.1	0.0	0.0	0.0	0.0
Honduras	268	12.7	12.9	11.6	7.7	7.3	10.2	38.7	44.7	39.1	40.2	37.6	44.1
Jamaica	343	3.3	5.7	3.8	3.5	4.0	3.8	3.9	0.1	1.6	0.3	0.2
Mexico	273	5.0	8.4	11.3	13.5	6.2	6.4	550.7	519.8	566.6	621.1	618.7	625.0
Netherlands Antilles	353	2.8	1.5	1.8	0.1	0.0	0.0
Nicaragua	278	13.8	13.2	14.0	16.9	15.5	13.5	21.5	27.2	36.6	33.0	42.0	36.1
Paraguay	288	0.0	0.0	0.1	0.3	0.2	3.1	0.9	1.2	1.8	1.5

Panama (283)

In Millions of U.S. Dollars

		Exports (FOB)						Imports (CIF)					
		2012	2013	2014	2015	2016	2017	2012	2013	2014	2015	2016	2017
Peru	293	3.9	7.5	4.0	5.1	3.3	1.9	97.0	117.1	84.8	81.0	112.7	136.7
Sint Maarten	352	0.2	0.1
St. Kitts and Nevis	361	0.1
St. Lucia	362	0.1	0.1	0.1
St. Vincent & Grens.	364	0.0	0.1	0.2
Suriname	366	9.3	11.7	12.1	9.2	7.6	6.0	0.7	0.6	4.8	3.5	0.8	1.0
Trinidad and Tobago	369	4.4	7.0	7.7	7.6	5.0	4.1	14.0	10.8	9.9	9.4	8.5	11.8
Uruguay	298	0.1	0.0	0.3	0.1	0.2	0.2	12.3	19.1	14.1	9.5	12.1	13.3
Venezuela, Rep. Bol.	299	4.8	3.9	4.3	0.9	0.6	1.1	36.2	34.6	31.4	25.2	23.9	9.2
Western Hem. n.s.	399	0.0	0.3	0.1	0.0
Other Countries n.i.e	910	2.8	2.5	2.6	2.5	1.6	0.9	1.0	0.6	0.7	1.0	1.0	0.7
Cuba	928	2.8	2.5	2.6	2.5	1.6	0.9	1.0	0.6	0.7	1.0	1.0	0.7
Special Categories	899	28.9	32.0	30.1	26.5	21.9	23.3	3,866.8	3,534.5	3,496.4	2,504.9	2,392.0	2,765.4
Memorandum Items													
Africa	605	0.3	1.4	0.8	1.1	1.4	2.4	5.3	9.7	16.6	15.6	50.6	69.4
Middle East	405	3.7	0.0	2.0	1.3	0.8	1.5	1.7	3.7	6.6	6.3	4.6	6.5
European Union	998	172.7	203.9	211.7	191.1	187.7	182.9	1,035.6	1,420.0	1,555.0	1,420.6	1,290.4	1,346.6
Export earnings: fuel	080	25.8	30.9	39.0	31.3	23.6	24.2	519.5	477.7	474.4	432.4	436.1	419.5
Export earnings: nonfuel	092	772.4	796.8	771.7	664.1	612.5	635.8	11,855.9	12,308.0	13,118.1	11,703.7	11,260.9	12,304.8

Papua New Guinea (853)

In Millions of U.S. Dollars

		Exports (FOB)						Imports (CIF)					
		2012	2013	2014	2015	2016	2017	2012	2013	2014	2015	2016	2017
IFS World		6,326.1	5,959.8	8,768.7	8,460.1	8,175.6	5,432.0	4,014.9	2,570.0	2,105.4
World	001	4,524.8	4,027.7	5,918.9	6,670.0	6,500.7	7,182.7	9,114.4	7,027.1	6,273.5	5,605.1	5,032.0	5,022.3
Advanced Economies	110	3,581.9	2,871.4	4,510.9	4,972.8	4,939.4	5,083.8	6,941.3	5,223.7	4,600.2	3,428.2	3,276.8	2,999.3
Euro Area	163	756.8	569.8	606.3	495.1	482.5	688.3	554.7	167.3	138.6	159.5	175.7	154.1
Austria	122	0.0	0.0	0.0	0.0	0.0	0.0	e 6.3	e 10.6	e 1.4	e 1.2	e 2.2	e 1.2
Belgium	124	33.0	30.2	37.2	30.3	40.4	41.8	e 18.0	e 9.2	e 27.7	e 12.5	e 11.9	e 13.8
Cyprus	423	0.1	e 0.1	e 0.1	e 0.3	e 0.1	e 0.2	e 0.3
Estonia	939	e 0.0	e 0.0	e 0.0	e 0.0	e 0.0	e 0.0	e 0.0	e 0.1	e 0.1	e 0.0	e 0.0	e 0.0
Finland	172	0.3	0.0	0.1	0.3	0.1	0.3	e 14.9	e 1.4	e 1.5	e 2.8	e 2.8	e 4.0
France	132	5.6	7.8	7.6	4.9	5.2	7.3	e 25.1	e 21.0	e 7.4	e 56.1	e 82.0	e 58.6
Germany	134	318.1	195.7	245.2	202.9	120.8	145.0	e 97.2	e 39.3	e 43.6	e 39.9	e 33.2	e 31.9
Greece	174	0.1	0.0	0.6	1.1	0.6	e 0.1	e 0.3	e 0.0	e 0.0	e 0.0	e 0.0
Ireland	178	0.2	0.7	0.3	0.9	0.2	0.2	e 2.2	e 0.5	e 1.1	e 1.8	e 2.0	e 1.3
Italy	136	60.7	78.2	90.8	89.0	62.7	74.7	e 333.8	e 51.5	e 20.3	e 15.4	e 25.0	e 26.7
Latvia	941	0.3	0.1	0.1	e 0.1	e 0.1	e 0.3	e 0.1	e 0.0
Lithuania	946	e 0.2	e 0.1	e 0.1	e 0.1	e 0.0	e 0.0
Luxembourg	137	12.8	12.8	12.8	12.8	12.8	12.8	e 1.0	e 0.1	e 0.0	e 0.5	e 1.4	e 0.3
Malta	181	0.5	0.2	0.2	0.1	0.1	e 0.1	e 0.0
Netherlands	138	208.5	121.4	134.2	73.6	173.4	306.4	e 33.8	e 27.7	e 32.8	e 24.5	e 13.0	e 12.3
Portugal	182	1.4	1.4	2.3	0.1	0.3	0.7	e 0.1	e 0.1	e 0.0	e 0.1	e 0.1	e 0.2
Slovenia	961	2.3	0.1	0.0	0.1	0.2	e 0.0	e 1.5	e 0.0	e 0.0
Spain	184	113.0	121.3	75.7	79.5	65.5	98.5	e 21.9	e 5.3	e 2.3	e 2.8	e 1.9	e 3.4
Australia	193	1,621.0	1,357.1	1,697.0	1,178.2	1,408.1	1,370.3	e 3,312.1	e 2,687.1	e 2,192.1	e 1,438.2	e 1,811.3	e 1,524.3
Canada	156	0.5	0.7	1.7	2.2	2.6	2.8	e 34.9	e 23.5	e 29.5	e 27.3	e 14.2	e 9.4
China,P.R.: Hong Kong	532	15.8	4.2	1.8	2.0	2.8	20.3	e 46.1	e 62.5	e 113.7	e 42.7	e 42.7	e 33.0
Czech Republic	935	0.9	1.8	0.4	0.0	0.0	0.9	e 1.5	e 0.8	e 0.4	e 1.0	e 1.5	e 7.1
Denmark	128	2.1	0.8	1.8	0.9	0.7	1.1	e 18.8	e 16.3	e 10.9	e 11.0	e 9.4	e 9.2
Iceland	176	e 0.0	e 0.0	e 0.1
Israel	436	e 3.5	e 6.7	e 3.5	e 3.5	e 1.8	e 4.2
Japan	158	528.2	358.9	1,005.5	1,119.6	828.5	1,001.4	e 527.0	e 349.8	e 202.1	e 192.5	e 180.5	e 193.9
Korea, Republic of	542	122.8	136.6	90.5	171.8	61.9	104.3	e 131.1	e 72.2	e 277.4	e 223.7	e 97.0	e 48.3
New Zealand	196	8.9	6.8	8.6	5.9	4.9	4.6	e 221.7	e 217.9	e 190.4	e 160.2	e 140.5	e 149.6
Norway	142	e 6.9	e 0.9	e 0.4	e 0.7	e 0.3	e 0.3
Singapore	576	253.9	192.0	139.4	1,193.5	1,529.2	1,269.0	e 1,261.0	e 967.6	e 941.4	e 700.0	e 428.4	e 518.1
Sweden	144	2.3	0.3	0.3	0.2	3.9	2.5	e 14.1	e 23.8	e 21.1	e 6.9	e 2.8	e 3.2
Switzerland	146	22.2	2.6	0.3	3.5	6.3	9.8	e 8.9	e 1.6	e 1.7	e 1.6	e 2.0	e 1.5
Taiwan Prov. of China	528	e 18.3	e 9.8	e 716.2	e 609.0	e 433.7	e 411.9	e 278.9	e 399.9	e 287.3	e 199.9	e 150.6	e 191.6
United Kingdom	112	147.0	140.2	169.4	125.2	107.5	108.3	e 80.4	e 38.6	e 28.9	e 26.2	e 75.7	e 32.6
United States	111	81.3	89.8	71.5	65.7	66.9	88.3	e 439.8	e 187.3	e 160.9	e 233.1	e 142.5	e 118.9
Emerg. & Dev. Economies	200	938.3	1,151.7	1,402.1	1,690.5	1,555.6	2,091.5	2,173.1	1,803.4	1,673.3	2,176.9	1,755.2	2,023.0
Emerg. & Dev. Asia	505	808.6	1,026.7	1,237.2	1,499.4	1,382.4	1,875.7	2,117.6	1,758.7	1,649.5	2,129.2	1,692.7	1,892.7
Bangladesh	513	e 2.2	e 1.9	e 2.6	e 1.7	e 3.0	e 3.2
Brunei Darussalam	516	0.0	0.0	e 1.0	e 1.0	e 0.6	e 2.0	e 1.7	e 2.6
Cambodia	522	e 0.0	e 0.1	e 0.0	e 0.1	e 0.1
China,P.R.: Mainland	924	302.1	372.3	647.2	853.1	748.3	925.8	e 718.9	e 621.5	e 715.4	e 1,112.1	e 752.1	e 875.7
Fiji	819	1.3	1.3	1.7	1.9	1.6	2.1	e 46.2	e 38.3	e 26.8	e 20.7	e 19.2	e 10.3
F.T. French Polynesia	887	0.3	0.3	0.4	0.5	0.4	0.5	e 0.0	e 0.0	e 0.0	e 0.0
F.T. New Caledonia	839	1.0	1.0	1.4	1.6	1.4	1.8	e 0.0	e 0.0	e 0.0	e 0.1	e 0.0	e 0.0
Guam	829	0.3	0.2	0.3	0.3	0.2	0.3
India	534	204.1	321.9	389.3	352.0	182.1	293.7	e 34.5	e 46.0	e 58.9	e 44.5	e 44.3	e 41.2
Indonesia	536	38.3	47.5	20.1	7.0	9.1	8.6	e 224.4	e 197.2	e 178.8	e 227.3	e 169.0	e 196.5
Malaysia	548	58.8	50.9	48.9	74.4	71.4	263.7	e 765.2	e 616.9	e 486.2	e 399.6	e 377.4	e 375.7
Marshall Islands	867	0.1	0.1	0.1	0.1	0.1	0.1
Micronesia	868	0.0	0.0	0.1	0.1	0.0	0.1
Myanmar	518	0.0	0.0	0.0	0.0	0.0	0.0	e 0.4	e 0.0	e 0.4	e 0.8
Philippines	566	154.4	160.6	60.2	103.5	292.3	275.8	e 28.2	e 28.6	e 25.8	e 20.1	e 19.7	e 28.8
Samoa	862	0.9	0.9	0.9	0.9	0.7	0.9	e 0.1	e 0.4	e 0.0	e 0.0	e 0.0
Solomon Islands	813	9.3	9.9	14.6	17.3	15.2	19.9	e 3.1	e 2.5	e 7.3	e 0.9	e 1.0	e 2.3
Sri Lanka	524	1.2	1.7	1.5	1.7	0.4	2.1	e 0.9	e 2.4	e 1.6	e 1.1	e 1.2	e 1.5
Thailand	578	27.1	48.4	37.8	70.7	46.8	64.2	e 289.8	e 199.3	e 142.2	e 154.8	e 155.9	e 155.4

Papua New Guinea (853)

In Millions of U.S. Dollars

		Exports (FOB)						Imports (CIF)					
		2012	2013	2014	2015	2016	2017	2012	2013	2014	2015	2016	2017
Tonga	866	0.0	0.0	0.1	0.1	0.1	0.1	e 0.0	e 0.2	e 0.0	e 0.0	e 0.0	e 0.0
Vanuatu	846	0.5	0.7	1.6	2.1	1.9	2.6	e 3.0	e 2.0	e 3.1	e 1.8	e 2.4	e 4.1
Vietnam	582	8.9	8.9	11.1	12.2	10.3	13.4	e 142.4	e 145.2	e 194.4
Europe	170	10.7	9.6	6.6	6.4	4.6	7.5	8.8	9.7	6.9	7.5	38.9	9.5
Emerg. & Dev. Europe	903	3.3	2.2	0.3	0.4	0.4	1.5	8.1	9.3	5.4	4.2	2.6	7.5
Bosnia and Herzegovina	963	e 0.1	e 0.0	e 0.0	e 0.0	e 0.0
Bulgaria	918	0.8	0.0	0.0	0.0	e 0.2	e 0.0	e 0.3	e 0.1	e 0.1
Croatia	960	0.2	0.1	0.1	0.1	0.2	0.2	e 0.0	e 0.1	e 0.0	e 0.0
Hungary	944	e 0.0	e 0.0	e 0.0	e 0.0	e 0.0	e 0.0	e 1.9	e 0.0	e 0.3	e 0.0	e 0.0	e 0.0
Macedonia, FYR	962	e 0.0	e 0.3
Montenegro	943	e 0.0	e 0.0	e 0.1	e 0.1	e 0.1
Poland	964	1.8	2.0	0.1	0.2	0.2	1.3	e 0.5	e 3.5	e 0.5	e 0.6	e 0.7	e 0.9
Romania	968	0.3	0.2	0.0	e 0.1	e 0.0	e 0.0	e 0.2	e 0.0	e 0.1
Serbia, Republic of	942	e 0.2	e 0.0	e 0.0	e 0.0	e 0.0	e 0.1	e 0.0
Turkey	186	e 5.5	e 5.4	e 4.5	e 2.9	e 1.8	e 6.4
CIS	901	7.4	7.4	6.3	6.0	4.2	6.1	0.7	0.3	1.4	3.3	36.3	2.0
Armenia	911	e 0.0	e 0.0	e 0.1
Belarus	913	e 0.1	e 0.0	e 0.0	e 0.0	e 0.0	e 0.0	e 0.0	e 0.0	e 0.0	e 0.7
Georgia	915	1.5	1.5	1.5	1.5	1.5	1.5
Kazakhstan	916	e 0.0	e 0.0	e 0.0	e 0.0	e 0.0	e 0.3	e 0.0	e 0.0	e 0.0
Russian Federation	922	5.5	5.8	4.6	4.4	2.7	4.5	e 0.4	e 0.2	e 1.4	e 3.2	e 36.3	e 1.2
Ukraine	926	0.2	0.1	0.2	0.1	e 0.0	e 0.0	e 0.0	e 0.0
Mid East, N Africa, Pak	440	1.0	0.8	1.0	3.4	3.3	4.4	2.7	0.9	0.8	17.3	4.9	84.8
Bahrain, Kingdom of	419	e 0.1	e 0.0	e 0.0	e 0.0	e 0.0	e 0.0
Egypt	469	0.3	0.3	0.3	0.3	0.3	0.3	e 0.0	e 0.5	e 0.0
Iran, I.R. of	429	0.1	0.1	0.1	0.1	0.1	0.1
Jordan	439	0.2	2.5	2.5	3.2
Lebanon	446	e 0.0	e 0.1
Morocco	686	e 0.1
Oman	449	e 0.1	e 0.1	e 0.2	e 0.6
Pakistan	564	0.2	e 1.3	e 0.4	e 0.7	e 16.7	e 1.1	e 22.1
Qatar	453	e 0.0	e 1.2	e 0.0	e 0.4	e 3.6	e 11.7
Saudi Arabia	456	0.0	0.0	0.0	0.0	0.0	0.0	e 50.3
United Arab Emirates	466	0.5	0.4	0.4	0.4	0.4	0.5
Sub-Saharan Africa	603	1.3	1.4	1.6	5.7	12.9	5.6	31.9	25.5	10.3	15.2	13.5	20.5
Angola	614	e 0.0	e 0.0	e 0.0	e 3.8	e 2.8	e 3.0
Cameroon	622	0.0	0.0	0.0	0.0	0.0	0.0	e 0.0	e 0.0	e 0.1
Côte d'Ivoire	662	0.1	0.0
Eswatini, Kingdom of	734	0.1	0.1	0.1	0.1	0.1	0.1
Estonia	939	e 0.0	e 0.0	e 0.0	e 0.0	e 0.0	e 0.0	e 0.0	e 0.1	e 0.1	e 0.0	e 0.0	e 0.0
Ethiopia	644	0.1	0.1	0.1	0.1	0.1	0.1
Gambia, The	648	0.9	0.9	1.2	1.3	1.1	1.5
Kenya	664	0.0	0.0	0.0	0.0	0.0	0.0	e 0.1	e 0.0	e 0.0	e 0.0
Madagascar	674	0.1	0.1	0.1	0.1	0.1	0.1
Malawi	676	e 0.1
Mauritius	684	e 0.0	e 0.1	e 0.0	e 0.0	e 8.1	e 0.0	e 0.0	e 0.0	e 0.0	e 0.0
Mozambique	688	e 0.0	e 0.1	e 0.0	e 0.0
Namibia	728	e 0.1
Senegal	722	e 0.7	e 0.3	e 0.0	e 0.1	e 0.1
Seychelles	718	e 0.5	e 0.7
South Africa	199	0.0	0.0	0.0	0.0	0.0	0.0	e 31.2	e 24.8	e 10.1	e 15.1	e 13.4	e 20.4
Tanzania	738	0.0	0.0	0.0	0.0	0.0	0.0	e 0.3	e 0.0	e 0.0
Zambia	754	0.0	0.0	0.0	e 0.1
Western Hemisphere	205	116.8	113.0	155.7	175.6	152.3	198.3	12.1	8.6	5.9	7.8	5.1	15.5
Anguilla	312	0.0	0.1	0.1	0.2	0.1	0.2
Antigua and Barbuda	311	47.3	48.2	61.9	69.2	59.0	76.6
Argentina	213	0.0	0.1	e 0.1	e 0.2	e 0.0	e 0.0	e 0.0	e 0.5
Brazil	223	0.3	0.0	0.0	0.0	0.0	0.0	e 6.8	e 7.9	e 3.9	e 3.7	e 3.2	e 3.4
Chile	228	0.6	0.6	0.6	0.6	0.6	0.8	e 0.3	e 0.2	e 0.1	e 0.2	e 1.2	e 9.3
Colombia	233	0.2	0.2	0.2	0.2	0.2	0.2	e 0.0	e 0.1	e 0.0	e 0.3	e 0.0	e 0.1

Papua New Guinea (853)

In Millions of U.S. Dollars

		Exports (FOB)						Imports (CIF)					
		2012	2013	2014	2015	2016	2017	2012	2013	2014	2015	2016	2017
Costa Rica	238	0.0	e 0.1	e 0.0
Curacao	354	60.2	63.4	90.1	105.2	91.6	120.1
Ecuador	248	e 7.9	e 0.1	e 0.1	e 0.0	e 0.0	e 0.0	e 0.5
El Salvador	253	0.2	2.5	0.1	0.5	e 0.0
Guatemala	258	e 0.0	e 0.3	e 0.0
Honduras	268	0.0	0.1	0.0	0.1
Jamaica	343	e 0.3	e 0.0
Mexico	273	0.0	0.0	0.0	0.0	0.0	0.0	e 4.5	e 0.1	e 1.6	e 3.5	e 0.6	e 1.6
Nicaragua	278	0.1	0.1	0.1	0.1	0.1	0.1
Panama	283	0.1	0.1	0.1	0.1	0.1	0.1
Peru	293	0.0	0.0	0.0	0.0	0.0	0.0	e 0.1	e 0.1	e 0.0	e 0.0
Other Countries n.i.e	910	4.5	4.6	5.9	6.6	5.7	7.4
Korea, Dem. People's Rep.	954	4.5	4.6	5.9	6.6	5.7	7.4
Memorandum Items													
Africa	605	1.3	1.4	1.6	5.7	12.9	5.6	31.9	25.5	10.3	15.2	13.5	20.5
Middle East	405	1.0	0.8	1.0	3.4	3.3	4.2	1.3	0.5	0.0	0.5	3.8	62.8
European Union	998	912.0	715.2	778.6	621.8	595.0	802.6	672.1	250.3	200.8	205.7	265.8	207.3
Export earnings: fuel	080	14.3	6.6	5.5	9.0	6.2	8.4	3.1	1.4	2.1	6.1	41.9	67.0
Export earnings: nonfuel	092	4,510.5	4,021.1	5,913.4	6,661.0	6,494.5	7,174.2	9,111.3	7,025.6	6,271.5	5,598.9	4,990.1	4,955.3

Paraguay (288)

In Millions of U.S. Dollars

		Exports (FOB)						Imports (FOB)					
		2012	2013	2014	2015	2016	2017	2012	2013	2014	2015	2016	2017
IFS World		7,282.8	9,456.3	9,635.9	8,327.5	8,501.2	8,680.0	10,756.4	11,302.1	11,299.3	9,529.3	9,042.5	11,027.4
World	001	7,260.4	9,426.6	9,650.6	8,354.2	8,616.8	8,701.0	10,756.5	11,301.9	11,299.3	9,529.3	9,140.7	11,034.6
Advanced Economies	110	1,486.2	2,112.9	1,965.9	1,787.0	1,515.2	1,471.4	2,335.6	2,391.0	2,469.3	2,233.9	1,923.2	2,362.4
Euro Area	163	1,036.6	1,339.2	1,193.0	1,120.7	867.2	841.4	577.7	831.3	821.4	717.1	641.1	788.2
Austria	122	0.9	1.3	1.2	2.3	0.9	5.5	16.2	32.5	32.9	13.0	14.4	15.2
Belgium	124	16.1	37.1	6.2	5.8	9.2	4.2	26.1	108.5	46.4	37.1	34.2	22.7
Cyprus	423	0.0	0.1	0.0	0.0	0.5	0.0	0.0	0.0
Estonia	939	0.1	0.5	0.1	0.1	0.0
Finland	172	0.1	0.0	10.6	5.6	9.8	17.4	10.7	15.0
France	132	10.1	102.6	114.8	87.2	8.1	8.9	83.4	103.3	120.5	120.5	114.2	95.4
Germany	134	430.5	334.8	97.0	289.0	199.0	184.7	191.0	218.7	253.1	213.8	209.3	242.9
Greece	174	67.8	78.6	58.3	42.3	28.0	38.8	4.7	3.0	8.6	9.1	8.7	8.9
Ireland	178	0.0	0.1	7.8	0.1	2.6	4.1	3.5	4.7	5.5	2.8	4.0
Italy	136	234.6	342.0	380.0	303.3	297.8	233.7	69.1	73.7	79.0	73.1	70.9	80.9
Latvia	941	0.0	0.0	0.0	0.0	37.1	0.3	14.0
Lithuania	946	0.2	0.0	1.9	11.5	1.0	2.1
Luxembourg	137	0.1	0.4	3.1	1.1	0.5	0.5
Malta	181	0.0	0.0	0.1	0.0	0.0	0.0	0.0	0.0
Netherlands	138	38.3	74.7	429.6	153.9	77.8	69.2	55.1	91.6	122.2	93.3	57.9	160.9
Portugal	182	58.6	144.2	27.2	68.7	70.1	85.1	21.0	32.2	21.2	14.6	11.8	21.6
Slovak Republic	936	0.0	0.0	0.0	3.8	1.7	4.4	4.6	4.5	5.4
Slovenia	961	0.1	3.8	4.4	2.8	1.5	1.9	2.3
Spain	184	179.6	223.5	78.2	159.7	176.1	208.5	83.3	102.8	113.5	97.1	99.7	113.1
Australia	193	0.1	1.3	1.5	2.3	2.8	2.1	4.0	2.3	1.1	3.7	2.0	2.3
Canada	156	4.2	6.6	3.7	3.1	3.3	3.0	15.5	18.9	20.1	25.6	28.5	34.8
China,P.R.: Hong Kong	532	49.8	113.8	139.6	52.9	28.1	38.2	30.8	38.2	32.8	48.4	43.6	55.8
China,P.R.: Macao	546	0.3	0.0	0.0	0.0
Czech Republic	935	0.0	0.1	0.1	0.2	0.6	0.3	3.0	4.9	4.4	5.2	4.0	4.3
Denmark	128	0.1	6.1	37.0	52.2	47.9	23.6	5.5	5.1	6.1	6.6	6.1	6.2
Iceland	176	0.2	0.0	0.0	0.0	0.0	0.0
Israel	436	142.1	182.7	134.9	152.3	157.6	128.1	18.0	18.1	5.1	20.7	11.6	8.4
Japan	158	29.2	84.4	105.2	78.7	39.8	35.0	287.0	257.0	237.2	207.8	210.9	267.9
Korea, Republic of	542	31.4	51.7	60.6	37.1	60.2	94.3	254.6	223.8	248.6	256.7	187.1	189.3
New Zealand	196	0.6	0.2	0.2	0.2	0.3	0.3	0.4	0.7	0.6	1.5	3.8	0.8
Norway	142	0.1	0.2	0.0	0.0	0.0	0.1	1.6	5.3	1.7	2.7	2.0	4.0
Singapore	576	0.8	1.1	1.3	2.4	4.4	7.0	69.5	44.3	38.2	34.5	18.0	33.2
Sweden	144	2.0	0.9	3.4	5.7	12.2	9.0	48.6	41.8	38.0	23.3	27.2	31.7
Switzerland	146	15.0	37.5	6.6	9.4	18.8	58.0	61.1	70.0	24.3	51.5	24.7	50.1
Taiwan Prov.of China	528	10.5	7.3	25.2	20.6	15.4	39.5	47.7	36.7	38.3	38.0	27.7	30.9
United Kingdom	112	8.8	28.8	47.0	97.7	113.3	73.4	50.4	57.6	57.9	40.9	40.6	40.5
United States	111	154.7	251.0	206.7	151.5	143.3	117.8	860.0	735.0	893.4	749.6	644.4	813.8
Emerg. & Dev. Economies	200	5,772.3	7,312.6	7,683.4	6,564.8	6,470.3	6,851.4	8,397.0	8,899.6	8,810.9	7,223.2	6,948.5	8,500.4
Emerg. & Dev. Asia	505	246.1	461.0	673.3	524.0	289.1	240.3	3,181.5	3,464.9	3,113.9	2,517.6	2,727.6	3,726.5
Bangladesh	513	29.5	109.6	108.7	89.6	0.2	0.8	1.7	1.7	2.0	2.5
Bhutan	514	0.1
Cambodia	522	1.1	2.3	3.2	0.9
China,P.R.: Mainland	924	42.0	57.1	48.4	30.5	2,979.5	3,216.6	2,882.7	2,255.3	2,491.6	3,450.5
Fiji	819	0.1	0.0
India	534	19.8	46.9	211.0	205.3	193.8	203.2	74.4	87.1	105.3	145.8	132.5	148.3
Indonesia	536	22.8	114.7	29.3	33.7	28.6	15.5	15.2	16.6	19.0	13.9	10.0	14.5
Malaysia	548	59.7	52.0	54.8	43.3	10.8	9.0	30.2	61.7	19.6	13.3	20.9	14.2
Myanmar	518	0.5	10.3	0.0	0.1	0.1	0.1
Nepal	558	6.2	2.8	0.0	0.0
Philippines	566	0.3	0.6	0.9	9.7	0.2	0.2	1.7	2.2	9.7	1.0	2.0	3.6
Sri Lanka	524	0.1	0.6	0.3	0.4	0.4	0.4	0.4
Thailand	578	12.2	39.8	149.1	26.1	55.6	12.4	68.0	66.4	48.5	36.8	38.8	33.4
Vietnam	582	59.8	40.3	64.3	72.8	10.5	10.7	23.7	48.5	29.5	59.1
Europe	170	837.9	1,306.3	1,494.9	1,038.1	1,011.0	921.5	194.5	234.6	164.0	255.7	124.7	127.1
Emerg. & Dev. Europe	903	115.6	322.6	435.4	264.7	364.6	410.1	31.9	26.5	53.0	41.5	41.9	62.0
Albania	914	2.0	1.0	1.3	1.5	0.0	0.0	0.0

Paraguay (288)

In Millions of U.S. Dollars

		Exports (FOB)						Imports (FOB)					
		2012	2013	2014	2015	2016	2017	2012	2013	2014	2015	2016	2017
Bosnia and Herzegovina	963	e 2.0	e 0.4	e 0.0	e 0.0	e 0.4	e 0.0	0.0	0.1	0.2	0.0
Bulgaria	918	0.0	0.0	0.0	0.2	1.8	3.4	3.4	3.7	4.6	3.1
Faroe Islands	816	e 0.1	e 0.2	e 0.1	e 0.2	e 0.2	e 0.2
Gibraltar	823	0.0	0.0	0.1	0.0
Hungary	944	0.0	0.0	0.0	0.0	1.6	1.4	1.7	4.6	6.5	8.0
Kosovo	967	3.8	2.3	4.1	4.6
Macedonia, FYR	962	0.2	0.1	0.0
Montenegro	943	0.2	0.2	e 0.1	e 0.1	e 0.1
Poland	964	7.4	43.0	123.5	134.3	150.7	125.9	9.1	2.8	7.9	10.0	7.0	19.4
Romania	968	0.0	0.1	13.9	14.6	0.4	1.8	1.1	1.3	0.6	1.4
Serbia, Republic of	942	0.0	0.0	0.1	0.1	0.3
Turkey	186	100.0	275.5	292.2	109.1	213.3	284.0	18.9	16.7	38.3	21.6	23.2	30.0
CIS	901	722.3	983.8	1,059.5	773.4	646.4	511.4	162.6	208.1	111.0	214.2	82.8	65.1
Armenia	911	0.1	0.7	0.5	0.0	0.0
Azerbaijan, Rep. of	912	0.1	0.5
Belarus	913	0.2	0.1	3.3	15.0	19.1	8.2
Georgia	915	6.8	24.9	1.7	0.4	0.0	0.0	0.0	0.1
Kazakhstan	916	11.4	11.8	15.7	12.7	15.8
Moldova	921	0.1	0.1
Russian Federation	922	704.0	946.8	1,041.0	759.1	646.4	511.4	150.0	192.8	90.3	189.2	82.8	65.1
Turkmenistan	925	0.0	0.1
Ukraine	926	0.1	0.1	0.2	0.1	9.2	0.3	1.5	0.9
Mid East, N Africa, Pak	440	202.9	404.5	333.3	405.8	96.7	204.1	32.6	40.9	51.6	69.1	15.9	30.9
Afghanistan, I.R. of	512	0.2	0.0	0.0
Algeria	612	24.4	89.4	28.1	45.3	0.0	0.0	2.9	0.0
Bahrain, Kingdom of	419	0.3	1.8	2.6	4.3	0.5	0.0	0.0
Djibouti	611	0.1
Egypt	469	0.4	71.8	95.9	96.1	31.8	45.3	3.3	0.6	0.9	0.6
Iran, I.R. of	429	11.6	7.1	23.0	27.7	0.1	0.0	0.0	0.0	0.1	0.0
Iraq	433	2.4	20.5	0.1	0.1
Jordan	439	0.0	0.4	1.1	0.6	0.0	0.1	0.9	1.0
Kuwait	443	0.9	15.2	19.4	43.6	5.4	6.0	3.0
Lebanon	446	13.4	9.6	11.9	17.5	22.2	26.9	3.0	0.6	0.5	0.8	0.7	0.5
Libya	672	0.9	1.1	4.3	9.4	0.0	0.0
Morocco	686	12.3	57.7	29.6	20.0	4.5	0.1	12.5	18.4	19.3	0.4
Oman	449	3.8	0.1	0.1	4.9
Pakistan	564	0.1	6.0	20.9	26.9	7.3	38.1	8.9	10.1	11.0	10.0	9.1	10.5
Qatar	453	0.0	0.6	0.8	0.9	0.8	21.4
Saudi Arabia	456	0.0	9.2	1.1	2.6	1.8	28.2	1.6	2.8	6.0	10.8	5.5	19.6
Sudan	732	0.1	0.0	0.0	0.0	0.0
Syrian Arab Republic	463	0.5	0.3	0.5	0.2	0.4	0.2
Tunisia	744	55.8	52.1	61.6	47.4	29.1	65.5	0.5	0.4	0.6	0.4
United Arab Emirates	466	80.3	80.6	27.9	29.3	0.9	1.1	2.0	15.4
West Bank and Gaza	487	2.3	2.5	3.3	10.1	0.1	0.0
Sub-Saharan Africa	603	166.2	95.6	78.4	129.1	109.0	22.0	6.2	8.9	13.2	18.3	4.2	9.8
Angola	614	35.4	26.5	27.2	15.5	0.1
Benin	638	0.2	0.1	0.1	0.1	0.0
Cabo Verde	624	0.1	3.0	1.8	0.4	0.0
Cameroon	622	5.4	1.0
Comoros	632	0.2	0.0
Congo, Dem. Rep. of	636	2.8	0.6	1.2	0.8	0.6	0.4
Congo, Republic of	634	28.8	4.8	2.0	1.8	1.6	1.6
Côte d'Ivoire	662	1.5	8.1	0.5	2.2	0.2	0.1	0.0	0.0
Equatorial Guinea	642	1.9	1.9	1.0	0.8	0.0
Estonia	939	0.1	0.5	0.1	0.1	0.0
Gabon	646	6.6	9.4	12.7	19.5	5.4	8.4	0.0	0.0	0.0
Gambia, The	648	0.5	0.4	2.3	0.8
Ghana	652	1.0	0.7	0.7	2.3	0.5	0.4	0.0
Guinea	656	0.3	0.2	0.0	0.1
Guinea-Bissau	654	0.1	0.3

Paraguay (288)

In Millions of U.S. Dollars

		Exports (FOB)						Imports (FOB)					
		2012	2013	2014	2015	2016	2017	2012	2013	2014	2015	2016	2017
Kenya	664	24.3	0.0	0.0	0.0	0.0
Liberia	668	0.7	0.4	0.2	0.4
Madagascar	674	8.8	1.6	1.3	0.1	0.0	0.0	0.0
Malawi	676	0.3	0.2	0.7	0.5
Mauritius	684	9.3	6.6	3.7	4.7	0.0	0.0	0.0	0.0
Mozambique	688	2.8	4.2	0.7	0.5	0.0
Namibia	728	0.1	0.1
Nigeria	694	13.6	14.3	15.1	23.8	0.0	0.0	0.0	0.0
Rwanda	714	2.1
Senegal	722	2.1	3.5	1.2	11.1	0.2	7.9	0.0	0.0	0.0
Seychelles	718	0.1	0.1	0.2	0.0
Sierra Leone	724	1.1	0.6	0.1
South Africa	199	7.6	10.8	3.6	41.0	100.2	3.0	4.6	5.4	7.0	10.7	4.2	9.8
Tanzania	738	4.3	0.0	0.0	2.1
Togo	742	0.0	0.0	0.2
Uganda	746	5.8	0.0
Zambia	754	e 0.0	e 0.1	e 0.2	0.0	0.0	0.0
Zimbabwe	698	0.6	0.2	1.6	3.1	5.4	4.8
Western Hemisphere	205	4,319.2	5,045.1	5,103.6	4,467.8	4,964.5	5,463.4	4,982.2	5,150.3	5,468.2	4,362.5	4,076.1	4,606.2
Argentina	213	604.3	717.7	713.6	586.3	887.8	1,381.2	1,762.5	1,604.2	1,643.7	1,411.6	1,302.8	1,417.5
Aruba	314	43.9	27.8	8.5	6.2	1.6
Bahamas, The	313	0.0	0.8
Barbados	316	0.0	0.1	0.1	0.1
Belize	339	3.5	1.8	2.8	1.2	0.0	0.0	0.0
Bermuda	319	16.3	0.0	0.0
Bolivia	218	89.1	75.0	106.8	68.5	53.6	48.0	26.4	40.0	61.2	34.4	36.5	62.7
Brazil	223	2,851.6	2,833.8	2,969.2	2,651.4	3,006.0	2,777.6	2,550.6	2,998.7	3,164.5	2,416.1	2,211.6	2,578.4
Chile	228	187.2	528.7	669.6	591.7	518.4	599.2	137.7	137.4	145.7	147.5	128.2	140.8
Colombia	233	48.7	35.8	37.2	4.1	19.9	6.5	19.5	17.7	19.3	22.8	51.9	25.1
Costa Rica	238	6.2	85.4	53.9	11.7	7.4	2.4	0.7	1.7	1.4	1.5	1.5	1.5
Dominica	321	0.0	0.6	0.7	0.2	0.1	0.3	0.6
Dominican Republic	243	34.6	6.8	1.8	11.0	6.7	2.2	26.6	18.5	0.7	0.8
Ecuador	248	11.8	16.7	39.9	50.7	26.1	49.7	3.4	3.5	4.1	3.9	4.1	5.2
El Salvador	253	1.6	2.9	3.4	4.7	2.8	3.0	0.5	0.2	0.3	0.5	0.3	0.2
Grenada	328	0.0	0.1	0.0
Guatemala	258	1.0	2.1	2.8	3.5	2.3	1.7	0.8	1.3	0.9	0.6	1.9	1.0
Haiti	263	0.3	0.1	0.1	0.0	0.0	0.0	0.0	0.0
Honduras	268	0.2	0.2	0.4	0.6	0.8	1.1	0.1	0.2	0.2	0.1	0.2	0.1
Jamaica	343	0.1	0.0	0.0	0.0	0.0
Mexico	273	89.4	272.1	133.6	103.7	110.0	65.2	157.0	158.6	207.6	137.8	126.1	161.8
Montserrat	351	e 0.6	e 0.0	e 0.0	e 0.0	e 0.0
Nicaragua	278	4.0	0.6	0.9	1.4	0.9	3.2	0.0	0.0	0.0	0.0	0.1	0.2
Panama	283	5.2	4.4	7.8	4.4	2.1	1.8	7.7	13.0	79.0	73.8	76.7	80.0
Peru	293	161.3	192.6	125.5	167.6	96.7	114.6	9.9	10.3	11.5	8.8	8.9	10.4
Suriname	366	1.6	2.3	3.3	0.1	e 0.0	e 0.0	e 0.0	e 0.2
Trinidad and Tobago	369	1.9	1.7	1.1	1.0	1.0	0.7	0.1	0.2	0.0	0.2
Uruguay	298	99.6	176.2	186.0	163.0	195.9	344.3	155.2	144.4	126.8	97.6	124.5	117.8
Venezuela, Rep. Bol.	299	60.5	58.9	34.9	34.6	26.2	2.6	122.5	0.1	0.7	2.1	0.7	3.3
Western Hem. n.s.	399	11.8	0.2	0.0	0.1	42.0	0.1	0.0	0.0	0.1
Other Countries n.i.e	910	0.6	0.5	0.2	0.5	23.9	11.2	18.1	16.6	0.6	0.6
Cuba	928	0.6	0.5	0.2	0.5	0.8	0.6	4.4	1.1	0.6	0.6
Korea, Dem. People's Rep.	954	23.1	10.6	13.6	15.5
Special Categories	899	1.3	0.6	1.2	2.0	0.1	1.1	2.8
Countries & Areas n.s.	898	631.4	378.3	0.0	52.8	268.5	171.2
Memorandum Items													
Africa	605	258.8	294.8	197.7	241.8	142.6	87.6	19.2	27.7	36.0	19.3	4.2	9.8
Middle East	405	110.0	199.3	193.0	266.3	55.8	100.4	10.8	12.0	17.7	58.1	6.8	20.4
European Union	998	1,055.0	1,418.3	1,418.0	1,425.5	1,191.8	1,073.7	697.9	950.0	942.0	812.8	737.6	903.0
Export earnings: fuel	080	1,132.0	1,407.9	1,443.6	1,179.9	782.1	657.2	325.8	264.8	193.5	324.0	181.9	181.0
Export earnings: nonfuel	092	6,128.3	8,018.7	8,207.1	7,174.3	7,834.8	8,043.8	10,430.6	11,037.1	11,105.8	9,205.4	8,958.9	10,853.6

Peru (293)

In Millions of U.S. Dollars

		Exports (FOB)						Imports (FOB)					
		2012	2013	2014	2015	2016	2017	2012	2013	2014	2015	2016	2017
IFS World		47,410.6	42,860.6	39,532.7	34,414.4	37,019.8	44,896.9	41,017.9	42,356.2	41,042.2	37,330.8	35,131.6	38,669.2
World	001	45,498.0	41,895.2	38,365.3	33,175.5	37,019.8	44,278.7	42,545.9	43,669.8	42,346.0	37,902.6	35,560.7	39,381.6
Advanced Economies	110	27,046.8	24,074.0	21,065.4	18,007.2	19,340.3	21,412.2	17,911.2	18,800.7	18,094.1	16,202.3	14,802.2	16,216.3
Euro Area	163	6,664.1	5,735.5	5,354.6	4,375.4	4,594.4	5,291.2	4,287.0	4,498.3	4,149.5	3,567.3	3,514.7	4,049.9
Austria	122	2.5	3.2	2.8	3.1	4.3	2.7	160.2	147.0	130.4	120.1	95.6	91.8
Belgium	124	693.0	699.0	654.4	457.6	623.2	514.4	218.0	266.9	278.3	182.2	163.5	169.9
Cyprus	423	0.4	0.4	0.4	0.7	0.5	0.7	0.6	0.0	0.0	0.0	0.2	0.1
Estonia	939	1.2	1.3	7.9	11.3	8.2	1.8	7.6	3.0	2.1	2.7	3.7	6.1
Finland	172	245.1	213.0	167.2	133.5	77.1	24.0	151.8	173.2	136.0	102.8	102.6	124.7
France	132	257.9	252.1	278.9	277.5	241.5	249.0	352.3	384.3	346.2	360.1	302.1	331.7
Germany	134	1,849.2	1,170.7	1,229.1	911.9	890.6	933.5	1,523.4	1,616.7	1,510.0	1,112.7	1,096.3	1,056.1
Greece	174	29.6	12.8	8.8	7.2	9.4	12.5	9.0	13.4	17.3	22.0	10.8	16.6
Ireland	178	9.4	10.0	9.9	11.0	11.3	16.5	66.2	59.5	60.3	52.3	61.4	56.2
Italy	136	1,020.6	1,017.3	680.7	560.2	466.4	563.7	713.8	710.8	648.5	634.0	730.5	773.0
Latvia	941	5.4	1.1	0.7	0.8	0.4	0.7	24.2	7.1	5.2	5.7	6.8	7.7
Lithuania	946	5.2	6.8	6.5	5.0	5.1	4.5	0.8	1.5	2.0	3.0	3.2	5.8
Luxembourg	137	0.0	0.0	0.3	0.0	0.1	0.0	3.9	4.9	7.3	9.9	5.9	3.0
Malta	181	0.2	0.0	0.6	0.6	0.5	0.8	5.2	0.4	5.7	2.8	0.2	0.5
Netherlands	138	670.3	753.3	921.2	872.1	999.4	1,080.8	185.3	161.9	162.0	181.7	241.5	282.0
Portugal	182	37.9	23.6	21.7	27.2	22.0	27.5	44.6	46.7	50.0	51.6	41.2	40.8
Slovak Republic	936	0.2	0.2	1.2	8.6	13.7	5.0	13.0	13.6	15.0	17.0	16.0	16.7
Slovenia	961	0.4	0.4	0.7	0.4	0.8	1.0	4.5	6.7	9.5	6.4	7.1	15.3
Spain	184	1,835.7	1,570.1	1,361.6	1,086.7	1,219.8	1,852.1	802.4	880.6	763.6	700.2	626.3	1,051.7
Australia	193	99.3	130.8	127.3	99.6	259.6	240.3	134.4	132.9	132.2	130.5	107.7	144.4
Canada	156	3,426.8	2,727.8	2,539.8	2,312.6	1,685.6	1,202.2	589.4	627.6	854.1	751.1	647.9	698.6
China,P.R.: Hong Kong	532	96.5	84.9	155.2	135.4	125.9	151.1	20.6	19.0	16.7	15.6	16.3	22.3
China,P.R.: Macao	546	0.1	0.0	0.1	0.0	0.0	0.8	0.6	0.2	0.0	0.0	0.2
Czech Republic	935	3.1	3.0	1.6	2.2	2.1	1.3	39.3	48.1	60.6	50.0	42.6	50.6
Denmark	128	169.6	98.4	114.0	142.0	88.3	84.1	65.3	107.6	72.1	146.3	63.1	53.4
Iceland	176	3.0	2.5	1.3	1.7	0.9	1.4	0.1	0.9	2.8	0.7	0.3	0.6
Israel	436	13.9	8.0	13.6	9.1	7.8	9.0	70.0	68.4	63.9	81.1	87.3	82.1
Japan	158	2,577.4	2,229.5	1,581.3	1,109.1	1,263.7	1,880.1	1,503.1	1,438.9	1,111.0	1,068.3	1,012.2	1,008.8
Korea, Republic of	542	1,527.4	1,542.6	1,209.1	1,083.8	1,393.2	2,136.9	1,648.4	1,590.5	1,382.6	1,276.2	1,242.0	1,014.7
New Zealand	196	25.7	22.6	30.6	36.5	24.3	23.4	119.2	80.9	129.0	106.9	62.2	86.4
Norway	142	62.9	42.2	102.3	33.3	29.6	33.2	13.5	22.8	21.7	41.4	14.7	27.5
San Marino	135	0.1	0.1
Singapore	576	21.4	20.8	40.3	13.8	38.8	50.1	60.0	57.8	52.9	60.5	88.3	78.8
Sweden	144	189.0	110.9	111.4	154.7	58.8	60.7	369.9	313.4	214.3	222.5	241.3	237.5
Switzerland	146	5,068.1	3,027.2	2,642.3	2,686.0	2,571.7	2,349.4	155.8	166.8	202.3	158.4	153.9	144.1
Taiwan Prov.of China	528	260.8	212.2	316.1	268.5	313.0	228.6	461.4	442.1	423.0	394.9	343.3	329.0
United Kingdom	112	455.2	531.3	526.8	478.1	649.7	729.4	333.5	344.8	332.5	301.1	250.9	263.8
United States	111	6,382.7	7,543.6	6,197.8	5,065.1	6,233.0	6,940.1	8,039.5	8,839.4	8,872.7	7,829.8	6,913.2	7,923.6
Emerg. & Dev. Economies	200	18,085.8	17,562.4	17,103.2	15,042.1	17,478.4	22,614.0	24,579.7	24,808.6	24,189.5	21,638.9	20,655.3	23,040.1
Emerg. & Dev. Asia	505	8,682.5	8,417.9	7,797.0	8,310.9	9,894.7	14,375.9	9,635.2	10,379.4	11,143.5	11,036.3	10,403.4	11,157.4
American Samoa	859	0.2	0.1	0.0	0.7	0.0	0.0	0.0	0.0	0.0	0.2
Bangladesh	513	1.7	2.3	4.6	2.4	3.7	3.4	9.5	14.9	23.2	35.7	51.1	51.0
Bhutan	514	0.0	0.0	0.0	0.1	0.0
Brunei Darussalam	516	0.0	0.0	0.1	0.0	0.0	0.0	0.1	0.1	0.0
Cambodia	522	0.1	0.1	0.0	3.6	0.5	0.1	4.5	7.4	7.9	15.2	20.1	19.4
China,P.R.: Mainland	924	7,779.0	7,341.6	7,028.5	7,359.5	8,487.4	11,626.2	7,819.1	8,391.4	8,901.0	8,607.5	8,109.2	8,784.4
Fiji	819	1.2	0.2	0.3	0.0	0.0	0.0	0.0
F.T. French Polynesia	887	0.1	0.2	0.1	0.0	0.1	0.1	0.0	0.0	0.0	0.0	0.0
F.T. New Caledonia	839	0.6	0.9	1.2	2.2	1.3	1.6	0.0	0.0	0.0	0.0	0.0	0.0
Guam	829	0.0	0.1	0.0	0.0	0.0	0.0	0.0	0.0
India	534	386.5	592.7	320.8	676.0	931.3	1,964.2	742.4	723.5	836.1	928.6	788.3	807.1
Indonesia	536	100.5	105.5	51.3	34.6	41.8	35.1	245.3	206.4	279.3	242.9	242.3	348.1
Kiribati	826	0.3	0.1	0.0	0.0	0.0	0.0	0.0	0.0
Lao People's Dem.Rep	544	0.1	0.1	0.1	0.1	0.1	0.2
Malaysia	548	24.2	56.7	21.8	29.1	110.6	129.6	207.3	199.5	169.0	158.7	181.9	165.5
Maldives	556	0.0	0.0	0.0	0.0	0.2	0.0

Peru (293)

In Millions of U.S. Dollars

		Exports (FOB)						Imports (FOB)					
		2012	2013	2014	2015	2016	2017	2012	2013	2014	2015	2016	2017
Marshall Islands	867	0.8	0.0	0.0
Micronesia	868	0.2
Mongolia	948	0.0	0.2	0.0	0.0	0.0	0.1	0.0	0.0
Myanmar	518	0.3	0.1	3.6	0.9	0.4	0.5	0.2	0.4	0.4	0.8	2.0	4.1
Nepal	558	0.0	0.0	0.0	0.0	0.1	0.1	0.1	0.2	0.1	0.1	0.2
Papua New Guinea	853	0.1	0.1	0.0	0.0	0.0	0.0	0.0	0.0	0.0
Philippines	566	55.2	128.3	166.1	57.2	160.1	348.6	27.5	29.8	42.0	61.8	53.0	56.9
Samoa	862	0.2	0.1	0.1	0.3	0.0	0.0	0.0
Solomon Islands	813	0.0	0.0	0.1	0.0
Sri Lanka	524	8.4	2.8	1.6	1.8	0.5	0.1	12.0	16.3	18.0	23.0	23.8	26.2
Thailand	578	234.0	141.2	91.1	67.4	62.6	112.0	453.6	653.4	601.0	620.7	524.9	445.3
Vanuatu	846	0.1	0.0
Vietnam	582	89.7	44.8	105.1	73.7	93.1	153.2	113.3	136.1	265.1	340.9	406.2	448.5
Asia n.s.	598	0.1	0.3	0.3	1.9	0.0	0.0	0.1	0.1	0.1	0.1	0.1
Europe	170	468.7	546.1	450.4	300.7	321.8	500.9	801.4	851.7	784.7	737.4	584.9	638.0
Emerg. & Dev. Europe	903	376.8	388.0	309.0	205.3	218.0	405.3	374.3	492.8	453.7	395.8	285.9	315.6
Albania	914	0.3	0.2	0.2	0.3	0.3	0.4	0.2	0.2	0.3	0.1	0.2	0.7
Bosnia and Herzegovina	963	0.0	0.0	0.0	0.5	0.6	0.5	0.8	0.4	1.0
Bulgaria	918	276.9	307.8	244.0	159.0	167.6	292.0	7.5	16.6	9.0	7.6	10.7	13.8
Croatia	960	0.4	0.4	0.4	0.5	0.2	0.9	6.2	2.0	5.7	1.7	3.7	3.0
Gibraltar	823	0.1	0.0	0.0	0.0
Hungary	944	1.2	1.0	1.1	1.6	1.5	1.5	24.2	46.3	33.7	50.3	46.0	62.6
Macedonia, FYR	962	0.0	0.0	0.1	0.1	0.2	0.1	0.1	0.2
Montenegro	943	0.0	0.2	0.0	0.0	0.0
Poland	964	18.6	12.8	15.7	9.7	12.5	59.1	74.7	60.6	81.7	75.9	69.0	78.6
Romania	968	4.1	2.0	3.0	1.7	2.0	2.0	12.4	28.3	24.6	22.8	17.5	19.6
Serbia, Republic of	942	0.1	0.1	0.1	0.1	0.1	1.6	1.4	2.3	2.7
Turkey	186	75.2	63.7	44.3	32.4	33.8	49.4	247.1	336.7	295.6	233.8	138.2	136.2
CIS	901	91.9	158.1	141.4	95.4	102.9	94.9	426.9	358.9	331.0	341.5	298.8	322.1
Armenia	911	0.1	0.0	0.0	0.0	0.1	0.2	0.0
Azerbaijan, Rep. of	912	0.1	0.0	0.0	0.0	0.0	0.2	0.0
Belarus	913	0.0	0.0	0.0	0.1	0.1	3.1	1.9	0.9	0.9	6.8	4.1
Georgia	915	0.5	0.5	0.4	8.9	11.3	7.1	9.1	4.8	5.6	3.4	2.8	5.2
Kazakhstan	916	0.1	0.1	0.0	0.0	0.1	0.0	1.5	0.6	0.2	0.2	0.1	0.0
Moldova	921	0.1	0.1	0.0	0.0	0.1	0.1	0.1
Russian Federation	922	88.4	152.6	138.5	85.3	90.4	86.1	334.5	338.6	319.0	331.5	272.7	287.5
Ukraine	926	2.8	5.0	2.4	1.2	0.9	1.6	77.7	12.7	5.0	5.3	14.0	21.7
Uzbekistan	927	0.0	0.0	1.0	0.3	0.1	1.9	3.5
Europe n.s.	884	1.0	0.7	0.2	0.0	0.0	0.0	0.2	0.2
Mid East, N Africa, Pak	440	91.5	122.4	177.1	116.7	481.0	663.7	246.2	240.0	276.2	245.7	348.1	355.7
Afghanistan, I.R. of	512	0.2	0.0	1.6	3.1	1.1	0.1	0.0	0.0	0.0	0.0	0.0
Algeria	612	28.1	21.5	17.8	16.6	1.0	3.9	0.0	0.0	0.0	0.0	0.0
Bahrain, Kingdom of	419	0.9	0.5	0.4	1.0	0.7	1.5	44.4	1.6	1.3	0.3	0.1	0.3
Djibouti	611	0.0	0.6	7.5	2.9	0.1	0.0	0.0	0.0	0.0	0.0	0.0
Egypt	469	7.0	5.0	5.8	8.0	8.1	5.7	7.7	8.5	5.0	4.3	5.1	7.1
Iran, I.R. of	429	0.2	0.1	0.1	0.6	1.8	2.3	1.7	1.5	0.4	1.9	1.7	10.9
Iraq	433	0.0	0.1	0.0	0.1	0.0	0.4	0.0	0.0	0.0	0.0	0.1	0.0
Jordan	439	1.5	1.4	2.2	1.6	1.3	0.7	1.5	0.9	2.3	2.3	3.5	4.5
Kuwait	443	1.0	1.3	1.2	1.8	1.7	1.6	0.0	0.0	0.1	0.0
Lebanon	446	3.2	2.9	3.7	3.1	3.6	4.0	0.1	0.1	0.1	0.3	1.3	1.1
Libya	672	5.1	3.4	2.5	0.5	0.1	1.4	0.0	0.0
Mauritania	682	0.2	1.8	5.1	0.8	1.4	0.1	0.1	0.0	0.1	0.0	4.5	6.8
Morocco	686	24.6	2.7	2.3	4.3	3.4	7.2	27.5	21.7	20.9	34.6	60.1	68.7
Oman	449	0.8	17.8	57.7	24.4	12.5	13.6	0.2	0.0	0.2	2.4	1.9	1.1
Pakistan	564	1.9	2.2	3.9	1.8	2.4	2.9	33.3	33.1	33.9	32.5	32.2	37.8
Qatar	453	0.4	0.3	0.2	0.2	0.4	5.5	21.4	20.8	33.6	17.0	18.9	15.3
Saudi Arabia	456	4.2	12.1	12.1	18.4	7.4	8.2	82.2	130.5	157.9	127.6	145.9	172.9
Somalia	726	0.0	0.6	0.0	0.0	0.0
Sudan	732	0.0	0.2	0.2	0.0	0.3	0.1	0.0	0.0	0.0	0.0	0.0	0.1
Syrian Arab Republic	463	2.7	1.6	2.2	2.7	0.6	0.6	0.0	0.0	0.0	0.0	2.8

Peru (293)

In Millions of U.S. Dollars

		Exports (FOB)						Imports (FOB)					
		2012	2013	2014	2015	2016	2017	2012	2013	2014	2015	2016	2017
Tunisia	744	0.2	0.1	0.1	0.1	0.4	0.2	11.2	10.9	5.6	4.3	2.8	4.5
United Arab Emirates	466	9.3	47.5	56.8	20.1	430.6	602.5	14.9	10.3	14.8	18.1	70.0	22.0
Yemen, Republic of	474	0.0	0.0	0.2	0.0	0.3	0.0	0.0	0.0	0.0
Sub-Saharan Africa	603	264.4	175.4	233.0	224.7	180.1	278.6	1,419.6	1,433.6	603.1	125.0	90.0	179.3
Angola	614	5.8	0.9	3.5	1.5	0.7	1.2	418.2	210.5	0.0	0.2	2.5	76.2
Benin	638	0.7	0.3	1.9	1.1	0.7	0.4	0.0	0.0
Botswana	616	0.1	0.0	0.0	0.0
Burkina Faso	748	0.5	0.5	0.3	0.2	0.3	0.6	0.1	0.7	0.0	0.1	0.1
Cabo Verde	624	0.3	0.5	1.0	0.7	0.8	0.8	0.0	0.0	0.8	0.1	0.0	0.0
Cameroon	622	0.6	3.8	0.5	24.7	0.3	2.4	0.1	0.4	0.0	0.1	0.0	0.1
Comoros	632	0.0	0.0	0.1
Congo, Dem. Rep. of	636	0.1	0.2	0.1	0.2	0.0	0.0	0.0	0.0
Congo, Republic of	634	0.7	2.0	1.1	0.4	0.1	0.1	0.0	0.0	0.0	0.0	0.0	0.0
Côte d'Ivoire	662	3.2	0.2	0.1	3.3	1.3	0.6	0.8	0.9	2.1	2.8
Equatorial Guinea	642	0.1	0.3	0.6	0.7	1.3	0.3	0.0
Eritrea	643	0.1	0.0	0.0	0.0
Eswatini, Kingdom of	734	0.2	0.4	1.5	0.0	1.0	0.4	0.2	0.2	0.7	0.1
Estonia	939	1.2	1.3	7.9	11.3	8.2	1.8	7.6	3.0	2.1	2.7	3.7	6.1
Ethiopia	644	0.0	0.0	0.0	0.0	0.0	0.2	0.5
Gabon	646	0.2	0.2	0.3	0.1	0.2	0.1	0.0	0.0	0.0
Gambia, The	648	5.0	6.6	7.4	2.9	4.4	5.0	0.0	0.0	0.0	0.0	0.0	0.1
Ghana	652	2.4	1.6	7.5	0.1	5.9	10.3	1.3	0.8	2.6	0.5	0.0	0.0
Guinea	656	1.2	0.4	0.1	0.3	0.0	0.1	0.0	0.7	0.0	0.0	0.0	0.0
Guinea-Bissau	654	0.0	0.1	0.0	0.0	0.2	0.0
Kenya	664	0.0	0.5	0.5	1.5	0.1	0.0	0.0	0.1	0.1	0.1	0.1	0.2
Liberia	668	1.9	2.0	1.7	2.4	1.3	1.6	0.0
Madagascar	674	0.4	0.2	0.1	0.0	0.1	0.1	1.1	0.8	0.8	3.2	1.9	1.5
Malawi	676	0.0	0.2	0.0	0.0	0.0	0.0	0.0	0.0	0.0	0.0	0.0
Mali	678	0.1	0.0	0.0	0.1	0.1	0.0	0.0	0.1	0.0	0.0	0.0
Mauritius	684	0.9	0.6	1.4	1.1	0.8	0.2	0.7	0.7	0.5	0.7	0.7	0.6
Mozambique	688	0.2	0.2	0.0	0.0	0.3	0.1	0.0	0.0	0.0	0.0	0.0	0.0
Namibia	728	79.4	100.1	117.8	94.2	51.5	123.1	0.0	0.0	0.0	0.0	0.0
Niger	692	0.2	0.0	0.0	0.0	0.0	0.0	0.1	0.0	0.0
Nigeria	694	54.2	13.0	8.1	0.9	4.3	4.0	922.7	1,082.5	531.3	69.6	45.4	51.2
Senegal	722	3.1	1.7	2.6	2.1	1.2	0.9	0.2	3.8	0.2	0.0	0.0	0.0
Seychelles	718	0.1	1.2	0.1	0.1	0.0	0.2	0.0	0.1	0.3
Sierra Leone	724	0.3	0.2	0.7	1.1	0.7	1.2	0.5	0.2	0.3	0.2	0.2	0.1
South Africa	199	100.8	35.9	73.0	81.7	103.3	118.7	72.2	131.4	64.9	48.9	35.7	45.3
Tanzania	738	0.5	1.0	0.0	0.6	0.2	0.0	0.0	0.0	0.0	0.0	0.0
Togo	742	0.5	0.5	0.3	0.2	0.2	0.6	0.0	0.0	0.0
Uganda	746	0.0	0.0	0.0	0.0	0.0	0.0	0.0	0.1	0.1	0.0
Zambia	754	0.9	1.3	1.2	0.6	1.1	0.4	0.0	0.0	0.0
Zimbabwe	698	3.9	2.8	0.0	0.0	0.0
Africa n.s.	799	0.0	0.0	0.1	0.0	0.0	0.0
Western Hemisphere	205	8,578.7	8,300.6	8,445.8	6,089.1	6,600.9	6,794.9	12,477.3	11,903.9	11,382.0	9,494.5	9,228.9	10,709.6
Antigua and Barbuda	311	0.5	0.6	0.7	0.8	0.1	0.5	0.0	0.0	0.0	0.0	0.0
Argentina	213	193.8	162.6	179.3	131.1	127.6	157.6	1,951.4	1,565.6	1,253.2	856.9	896.4	1,152.1
Aruba	314	3.6	2.6	59.3	21.9	6.5	3.2	28.4	0.0	2.6	0.0	0.0
Bahamas, The	313	6.2	5.3	5.5	7.2	3.1	5.3	0.0	0.0	21.9	45.9	12.3
Barbados	316	1.7	1.5	1.0	1.3	2.1	1.6	0.2	0.1	0.0	0.3	0.0	0.1
Belize	339	1.9	1.1	0.7	0.4	0.5	0.5	0.0	0.1	1.6	0.0	0.1	0.1
Bermuda	319	0.0	0.1	0.0	0.0	0.0	0.0	0.0	0.0
Bolivia	218	558.9	586.2	652.8	589.9	1,337.3	625.2	503.4	570.7	627.5	386.6	406.3	382.0
Brazil	223	1,406.8	1,707.3	1,594.6	1,064.4	1,204.7	1,591.5	2,581.6	2,343.4	1,995.2	1,918.3	2,082.6	2,378.6
Chile	228	1,976.6	1,672.7	1,533.5	1,060.3	1,010.2	1,041.1	1,244.8	1,327.9	1,281.8	1,198.0	1,176.7	1,346.2
Colombia	233	909.2	844.6	1,227.2	868.6	711.3	673.5	1,567.2	1,468.2	1,245.4	1,283.0	1,161.0	1,460.7
Costa Rica	238	59.2	50.3	71.6	55.4	59.9	65.8	34.2	31.7	30.2	24.4	24.4	25.4
Curacao	354	4.3
Dominica	321	0.7	1.4	3.2	4.9	0.5	0.4	0.0	0.1	0.0	0.1	0.2	0.0
Dominican Republic	243	68.1	73.6	84.9	100.3	83.7	101.1	31.4	29.4	11.3	10.9	12.7	11.1

Peru (293)

In Millions of U.S. Dollars

		Exports (FOB)						Imports (FOB)					
		2012	2013	2014	2015	2016	2017	2012	2013	2014	2015	2016	2017
Ecuador	248	922.8	948.2	861.4	698.7	652.1	812.7	2,045.2	1,932.1	1,778.0	1,007.7	1,075.7	1,409.7
El Salvador	253	32.9	32.9	59.0	48.3	42.5	32.5	4.0	2.4	2.9	5.0	5.2	10.1
Greenland	326	0.0	0.0	0.0	0.1	0.0	0.0	0.0	0.0	0.0	0.0
Grenada	328	0.4	0.2	0.2	0.4	0.3	0.2	0.0	0.0	0.0
Guatemala	258	64.2	54.9	83.9	91.9	57.9	58.5	87.7	28.4	26.0	47.9	52.6	92.3
Guyana	336	2.4	2.7	2.2	2.5	3.1	3.9	0.6	0.0	0.6	0.1	0.0	0.1
Haiti	263	78.1	74.7	72.3	56.0	50.0	58.4	0.1	0.1	0.1	0.0	0.6	0.1
Honduras	268	25.0	51.8	38.9	40.3	39.4	33.6	12.7	3.6	7.8	7.4	7.4	6.7
Jamaica	343	5.7	6.2	9.6	8.7	9.0	10.3	1.3	1.5	1.5	1.2	1.6	1.3
Mexico	273	415.4	510.2	735.4	541.2	465.5	417.7	1,674.7	1,819.9	1,948.2	1,707.0	1,672.3	1,743.3
Netherlands Antilles	353	54.9	0.9	0.9	0.8	0.1	0.0
Nicaragua	278	15.2	17.5	21.4	22.6	29.3	37.1	5.6	1.9	2.4	2.8	8.1	22.5
Panama	283	496.1	622.1	570.3	430.1	557.4	930.9	54.9	121.4	15.2	99.0	94.9	47.1
Paraguay	288	10.9	11.6	14.2	10.5	11.1	12.5	215.7	246.5	137.4	201.5	114.2	131.8
St. Kitts and Nevis	361	1.5	1.1	0.2	1.1	1.1	1.3	0.0	0.0	0.1	0.0	0.0	0.0
St. Lucia	362	3.1	2.8	2.2	2.6	2.3	2.4	0.0	0.0	0.0	0.0	0.0	0.0
St. Vincent & Grens.	364	0.4	0.5	1.0	1.4	0.9	0.6	0.0	0.0
Suriname	366	1.6	1.2	1.2	2.4	3.0	3.5	0.1	0.2	0.2	0.0	0.1	0.4
Trinidad and Tobago	369	16.3	17.9	23.1	17.9	16.0	17.8	84.3	131.3	838.2	544.4	225.1	273.7
Uruguay	298	33.4	35.6	37.3	34.2	31.2	39.7	165.4	150.0	150.1	136.1	152.8	178.5
Venezuela, Rep. Bol.	299	1,210.0	798.2	496.6	170.4	81.0	48.6	209.7	98.2	26.3	29.7	12.0	23.3
Western Hem. n.s.	399	1.0	0.6	1.0	1.5	0.4	1.0	0.0	0.1	0.0	1.5	0.0	0.0
Other Countries n.i.e	910	18.0	19.1	13.4	34.5	10.7	19.7	3.9	3.2	1.9	1.9	13.6	29.7
Cuba	928	17.4	18.6	12.4	13.3	10.6	10.0	1.5	2.7	1.4	1.6	12.5	29.4
Korea, Dem. People's Rep.	954	0.6	0.5	1.0	21.2	0.1	9.7	2.4	0.5	0.6	0.3	1.1	0.3
Special Categories	899	121.3	87.0	79.2	91.7	18.3	17.0	51.1	57.2	60.5	59.2
Countries & Areas n.s.	898	226.0	152.7	104.0	172.1	215.7	0.0	0.0	0.1	0.3	89.6	95.6
Memorandum Items													
Africa	605	317.5	201.6	259.7	254.0	189.6	290.1	1,458.3	1,466.2	629.8	163.9	157.4	259.3
Middle East	405	36.4	93.9	144.9	82.5	469.1	648.1	174.2	174.2	215.6	174.2	248.5	237.9
European Union	998	7,782.0	6,803.1	6,372.6	5,324.9	5,577.2	6,522.0	5,219.9	5,465.9	4,983.7	4,445.4	4,259.7	4,832.7
Export earnings: fuel	080	3,817.0	3,468.6	3,561.9	2,518.0	3,351.3	2,910.4	6,251.6	5,997.5	5,574.1	3,820.2	3,439.8	4,186.8
Export earnings: nonfuel	092	41,681.0	38,426.5	34,803.4	30,657.4	33,668.5	41,368.2	36,294.4	37,672.3	36,771.9	34,082.4	32,120.9	35,194.8

Philippines (566)

In Millions of U.S. Dollars

		Exports (FOB)						Imports (CIF)					
		2012	2013	2014	2015	2016	2017	2012	2013	2014	2015	2016	2017
IFS World		52,099.1	56,698.3	62,101.8	58,648.4	57,406.1	68,712.7	65,836.8	65,740.1	68,705.3	74,750.9	89,435.0	101,900.6
World	001	51,991.9	53,978.3	61,798.4	58,648.4	56,125.9	63,130.6	67,885.9	68,014.2	70,976.1	73,354.6	91,427.5	92,839.4
Advanced Economies	110	38,869.3	40,403.2	46,067.6	44,002.8	42,652.6	47,071.5	39,439.3	39,189.5	39,322.5	41,682.1	46,258.5	48,750.8
Euro Area	163	4,849.0	5,093.3	5,712.2	6,096.5	5,861.5	8,115.0	4,399.6	6,138.6	7,456.2	6,034.6	5,707.0	5,427.9
Austria	122	98.2	138.8	100.3	97.0	67.1	55.9	54.8	68.1	81.0	74.1	129.1	101.7
Belgium	124	302.1	227.2	239.0	287.0	399.6	348.3	317.2	358.4	245.5	415.3	546.1	467.6
Cyprus	423	1.9	1.1	1.3	118.5	2.7	64.9	1.4	2.2	2.7	2.3	2.3	1.8
Estonia	939	3.8	1.5	2.8	4.9	2.6	3.6	0.3	0.3	0.6	1.1	0.9	1.2
Finland	172	115.6	63.7	48.6	26.3	26.9	39.2	140.7	108.7	140.8	192.5	292.1	177.7
France	132	360.8	313.6	331.5	416.2	726.8	791.3	972.9	1,784.9	2,487.4	1,140.3	1,006.0	906.4
Germany	134	1,956.6	2,167.1	2,660.0	2,646.5	2,293.1	2,620.8	1,566.9	2,580.9	2,954.8	2,761.1	2,009.7	1,923.9
Greece	174	31.8	9.3	6.1	7.4	4.7	5.4	4.2	5.7	11.1	8.4	11.2	8.0
Ireland	178	28.6	30.9	33.2	53.2	71.9	66.8	382.0	158.3	299.7	156.9	159.2	168.7
Italy	136	218.7	227.2	187.9	187.1	162.7	304.3	321.6	380.9	389.0	468.1	511.2	563.7
Latvia	941	1.1	1.7	1.3	0.8	1.5	2.1	0.1	0.3	0.2	0.6	5.6	2.0
Lithuania	946	4.1	3.4	6.7	3.7	3.0	4.0	12.2	2.7	3.7	4.8	5.3	7.7
Luxembourg	137	5.3	5.3	7.1	6.2	5.5	5.9	1.1	2.9	1.4	1.2	4.5	8.1
Malta	181	30.0	32.1	16.6	252.4	167.9	598.6	3.4	3.5	11.6	8.6	14.1	5.6
Netherlands	138	1,551.0	1,692.2	1,892.3	1,772.0	1,715.6	2,467.0	332.3	320.8	400.8	427.5	536.3	609.4
Portugal	182	16.2	18.5	11.2	20.1	22.6	502.1	6.0	5.7	7.6	5.3	14.7	11.0
Slovak Republic	936	4.8	5.9	5.8	5.4	5.2	16.4	1.7	1.4	1.9	1.7	1.7	1.4
Slovenia	961	2.1	1.4	2.3	4.6	3.9	6.3	3.0	5.1	6.9	8.2	18.1	21.9
Spain	184	116.2	152.4	158.3	187.3	178.3	212.2	277.9	347.7	409.6	356.7	438.9	440.1
Australia	193	387.3	807.2	825.0	451.2	486.1	439.0	1,478.7	1,072.1	861.7	853.2	967.3	1,687.2
Canada	156	508.2	544.8	597.6	563.5	523.9	516.8	338.1	502.4	350.6	407.9	418.0	627.0
China,P.R.: Hong Kong	532	4,776.1	4,418.1	5,593.7	6,199.4	6,582.8	8,645.1	1,611.6	1,426.9	1,740.1	1,999.8	2,539.5	2,633.2
China,P.R.: Macao	546	28.5	20.3	19.5	20.8	26.1	23.9	3.1	8.9	10.1	17.9	29.8	26.8
Czech Republic	935	97.5	118.4	131.3	124.5	107.7	159.5	80.6	105.4	57.3	116.0	171.5	101.7
Denmark	128	36.1	36.0	38.3	40.9	35.6	34.5	78.3	88.7	125.4	113.8	130.8	146.6
Iceland	176	0.3	0.1	0.1	0.1	3.4	0.2	0.9	2.0	0.8	0.2	0.4	0.4
Israel	436	72.8	82.1	63.6	45.2	55.7	63.6	101.7	102.3	60.7	111.1	134.9	137.6
Japan	158	9,881.3	11,423.2	13,918.9	12,381.2	11,674.1	10,229.7	7,090.7	5,739.0	5,711.8	7,022.9	10,196.5	10,555.1
Korea, Republic of	542	2,862.0	3,125.7	2,532.4	2,511.6	2,095.0	2,540.4	4,954.5	5,279.8	5,547.0	4,770.6	5,622.5	8,073.3
New Zealand	196	49.1	47.1	127.1	46.0	49.7	51.3	503.1	516.6	463.3	406.1	437.8	471.2
Norway	142	12.6	20.8	12.2	7.3	5.4	6.1	85.5	29.5	45.6	47.8	58.0	36.9
San Marino	135	0.0	1.5	0.0
Singapore	576	4,860.6	4,014.3	4,453.9	3,649.5	3,700.6	3,868.4	4,842.8	4,650.1	4,972.1	5,145.7	5,596.5	5,472.8
Sweden	144	78.3	164.7	150.7	122.5	20.0	33.7	129.9	101.2	113.7	158.4	124.3	131.5
Switzerland	146	391.5	294.1	247.9	276.2	415.6	370.1	293.0	369.7	353.5	323.0	408.8	382.5
Taiwan Prov.of China	528	1,915.3	1,801.0	2,446.3	2,177.1	1,862.9	2,278.7	5,316.0	5,367.3	4,837.7	5,786.7	5,518.9	4,914.2
United Kingdom	112	656.6	559.6	464.2	477.8	475.8	480.6	298.1	331.4	416.2	426.0	513.4	506.9
United States	111	7,406.4	7,832.3	8,732.8	8,811.4	8,670.7	9,214.8	7,833.2	7,357.5	6,198.5	7,940.4	7,680.9	7,417.9
Emerg. & Dev. Economies	200	13,114.8	13,549.1	15,681.6	14,590.4	13,435.5	16,031.4	28,444.3	28,821.8	31,649.3	31,659.1	45,113.2	44,077.1
Emerg. & Dev. Asia	505	11,532.3	11,564.4	13,445.1	12,015.1	11,358.4	13,463.0	18,976.8	19,998.8	23,827.6	26,156.1	39,998.2	38,005.6
American Samoa	859	0.7	0.9	0.7	2.7	2.6	0.1	0.0	0.0	0.0	0.6	0.0
Bangladesh	513	26.4	7.9	10.1	22.2	15.3	12.2	8.8	13.8	22.0	34.8	31.2	36.7
Bhutan	514	0.4	0.2	0.0	0.1	0.2	0.0	0.0
Brunei Darussalam	516	7.2	8.5	9.5	11.6	8.2	6.9	60.9	1.0	83.3	6.8	21.5	38.2
Cambodia	522	16.4	9.6	82.8	8.7	16.1	14.7	3.1	12.7	23.4	14.2	22.0	57.5
China,P.R.: Mainland	924	6,159.1	6,582.6	8,022.1	6,393.1	6,192.4	6,992.8	7,329.5	8,836.5	10,661.7	11,915.2	15,916.1	16,831.9
Fiji	819	1.4	1.8	1.2	1.1	28.7	2.1	0.1	0.0	0.0	1.1	4.1	3.3
F.T. French Polynesia	887	0.3	0.3	0.3	2.6	1.6	0.4	0.0	0.0	0.0	6.7	0.0
F.T. New Caledonia	839	1.4	1.2	2.2	2.5	0.6	0.7	0.0	0.0	0.0	0.0	0.0
Guam	829	12.1	13.0	18.9	16.2	17.1	12.6	1.3	2.2	1.2	1.0	4.0	1.6
India	534	326.8	288.2	299.1	372.9	315.1	509.4	744.1	782.3	1,051.0	1,333.7	1,523.2	1,558.1
Indonesia	536	839.7	802.8	758.5	628.3	592.2	702.1	3,005.6	2,980.2	3,299.9	3,221.8	4,707.5	6,305.5
Kiribati	826	0.2	0.1	0.5	0.2	0.3	1.0	3.0	2.6	9.5
Lao People's Dem.Rep	544	0.5	0.8	0.1	15.6	0.7	1.3	0.0	0.0	0.5	0.2	2.7	2.7
Malaysia	548	1,018.1	1,296.7	1,161.0	1,198.7	1,189.5	1,594.4	2,743.2	2,517.1	3,399.9	3,481.1	3,417.3	3,621.3
Maldives	556	1.9	0.8	1.5	1.3	7.9	2.3	0.3	0.3	0.1	0.1	0.2	0.3

Philippines (566)

In Millions of U.S. Dollars

		Exports (FOB)						Imports (CIF)					
		2012	2013	2014	2015	2016	2017	2012	2013	2014	2015	2016	2017
Marshall Islands	867	1.6	2.2	6.3	3.0
Micronesia	868	6.5	7.5	0.4	6.2
Mongolia	948	0.8	2.0	2.2	1.4	2.8	1.9	0.1	0.0	0.0	0.6	0.1	0.0
Myanmar	518	19.1	22.7	18.7	34.1	16.8	24.9	30.6	25.4	15.7	21.3	19.3	18.0
Nauru	836	0.0	0.1	0.0	0.0	0.0	0.0	0.2
Nepal	558	1.2	1.3	2.6	1.6	1.7	1.3	1.1	0.0	0.3	0.1	0.1	0.0
Palau	565	2.3	2.5	3.2	2.5	2.7	1.8	0.0	0.0	0.0	0.0	0.0
Papua New Guinea	853	25.1	25.5	23.0	17.9	17.6	25.6	187.3	194.7	72.3	123.9	181.9	329.1
Samoa	862	0.8	1.3	1.2	0.7	1.2	4.4	0.0	0.0	0.1	0.0	0.1	1.0
Solomon Islands	813	1.6	2.0	2.6	1.0	1.2	1.0	12.0	10.9	4.5	5.9	15.7	25.7
Sri Lanka	524	18.2	19.9	22.1	27.6	32.5	22.4	9.5	8.0	19.8	25.7	18.0	16.6
Thailand	578	2,446.0	1,935.6	2,351.9	2,263.4	2,130.0	2,644.6	3,791.3	3,719.1	3,781.3	4,663.6	6,725.8	6,603.4
Timor-Leste	537	0.6	0.4	0.3	0.7	0.3	0.5	0.0	0.0	0.0	0.0	0.0	0.0
Tonga	866	0.1	0.5	0.5	0.4	0.4	0.6	0.0	0.0	0.3	0.0
Tuvalu	869	0.0	0.1	0.0	0.0
Vanuatu	846	0.4	0.7	0.5	0.5	0.5	0.5	1.5	1.0	0.0	0.9	13.5	13.4
Vietnam	582	593.4	523.9	374.7	727.0	746.5	867.2	1,045.6	890.5	1,387.6	1,297.4	1,982.3	2,522.4
Asia n.s.	598	10.4	10.6	272.9	258.5	7.6	3.2	0.9	3.0	3.1	3.6	5,374.6	0.3
Europe	170	332.9	322.9	346.7	396.3	377.1	511.4	1,328.2	1,745.6	1,395.1	702.9	677.4	886.9
Emerg. & Dev. Europe	903	258.1	242.9	271.6	345.2	324.1	443.5	223.0	251.1	243.0	210.9	245.6	257.5
Albania	914	0.2	0.1	0.3	0.1	0.0	0.0	0.0	0.0	0.1	1.9	0.7
Bosnia and Herzegovina	963	0.3	0.7	0.0	0.0	0.0	0.0	0.0	0.1	0.9	1.1	0.3
Bulgaria	918	8.2	27.2	16.7	19.5	31.7	44.3	26.9	72.9	49.0	36.0	86.5	42.0
Croatia	960	1.2	0.9	1.4	1.8	1.9	2.6	6.0	0.6	4.8	3.3	0.7	6.7
Faroe Islands	816	0.0	0.0	0.3	0.2	0.2	0.1	0.0
Gibraltar	823	0.0	0.0	0.0	0.0	0.0	0.7
Hungary	944	143.2	125.5	145.1	184.3	148.9	159.2	14.6	11.3	14.5	17.1	16.4	18.5
Macedonia, FYR	962	0.4	0.1	0.0	0.0	0.1	0.2	0.1	0.2	0.0	0.0	0.1	0.4
Montenegro	943	3.5	0.0	0.0	0.0	0.0	0.0	9.2	11.7	7.5
Poland	964	45.6	34.2	51.5	57.3	80.2	156.3	19.2	17.9	24.3	28.4	37.3	59.0
Romania	968	12.8	15.4	16.4	47.8	28.4	29.2	4.4	11.6	41.2	5.9	10.7	6.6
Serbia, Republic of	942	0.5	0.4	0.3	0.9	1.2	1.5	0.0	1.3	0.1	0.5	0.2	0.3
Turkey	186	42.2	38.3	39.9	33.3	31.6	50.1	142.1	123.5	108.7	111.1	90.6	122.3
CIS	901	74.8	79.6	74.9	49.7	53.0	67.5	1,105.2	1,494.4	1,152.1	491.7	430.3	628.1
Armenia	911	0.0	0.0	0.1	0.1	0.2	0.1	0.0	0.0	0.0	0.1	0.0	0.0
Azerbaijan, Rep. of	912	0.1	0.1	0.1	0.2	0.1	0.2	0.1	0.1	1.0	0.0
Belarus	913	0.1	0.8	0.1	0.2	0.4	0.4	0.2	1.5	2.0	9.2	4.3	5.6
Georgia	915	0.8	0.1	0.4	0.4	0.3	1.9	0.1	0.0	0.0	0.3	1.2	1.3
Kazakhstan	916	0.8	0.5	1.0	0.3	0.1	0.5	0.0	0.1	0.4	0.0	0.1	8.1
Kyrgyz Republic	917	0.0	0.1	1.2	0.0	0.1	0.0	0.0	0.3	0.6	0.5	0.0
Moldova	921	0.1	0.3	0.0	0.1	0.0	0.1	0.0	1.9	0.4	1.0	0.0	1.4
Russian Federation	922	66.5	73.6	68.0	45.2	48.9	61.3	1,096.1	1,421.1	1,086.3	345.5	191.3	475.9
Tajikistan	923	0.2	0.0	0.0	0.0	0.0	0.0	0.0	0.0	0.0	0.0	0.0
Turkmenistan	925	0.0	0.1	0.0	0.0	0.0	0.0
Ukraine	926	5.8	3.7	3.2	2.1	1.9	2.5	8.4	68.1	62.6	135.0	230.8	135.2
Uzbekistan	927	0.4	0.2	0.7	1.2	1.0	0.5	0.4	1.6	0.0	0.9	0.4
Europe n.s.	884	0.0	0.4	0.1	1.4	0.3	0.2	1.5	1.4
Mid East, N Africa, Pak	440	522.8	653.9	741.1	621.0	615.7	910.7	7,292.1	5,877.5	5,359.9	3,858.2	3,109.3	3,862.8
Afghanistan, I.R. of	512	2.4	3.4	7.5	6.3	7.4	3.5	0.2	0.3	0.3	1.2	0.1	0.0
Algeria	612	2.6	4.1	4.6	6.4	2.4	2.8	0.0	0.0	0.0	0.2	2.0	33.9
Bahrain, Kingdom of	419	5.0	6.4	8.5	9.1	7.5	6.2	63.9	11.8	11.9	6.8	2.1	35.7
Djibouti	611	0.5	0.3	1.4	0.9	1.0	0.4	0.0	0.0	0.0	0.0	0.0
Egypt	469	17.0	16.0	13.9	13.0	7.8	7.9	38.9	5.6	4.2	6.0	19.1	30.5
Iran, I.R. of	429	34.2	52.0	68.8	44.5	38.9	55.4	368.7	70.5	11.3	1.9	1.7	90.7
Iraq	433	1.0	6.5	6.1	4.7	14.1	23.4	0.2	0.0	0.0	0.0	0.0	0.0
Jordan	439	8.0	8.0	2.9	2.2	3.5	9.5	23.5	12.2	8.0	5.1	4.1	4.1
Kuwait	443	37.2	46.0	50.2	33.1	41.2	28.9	30.3	90.7	23.4	820.9	1,008.8	1,048.0
Lebanon	446	3.6	4.8	4.4	8.9	7.0	5.5	0.3	0.3	0.4	0.4	0.3	0.2
Libya	672	1.7	1.5	0.6	1.6	0.4	0.0	0.0	0.0	0.0	0.0	0.0
Morocco	686	4.3	7.2	7.1	10.2	13.6	14.4	20.6	26.8	2.4	6.3	2.2	1.6

Philippines (566)

In Millions of U.S. Dollars

		Exports (FOB)						Imports (CIF)					
		2012	2013	2014	2015	2016	2017	2012	2013	2014	2015	2016	2017
Oman	449	3.7	14.3	5.9	4.7	7.4	13.0	18.5	49.0	9.3	5.9	27.4	44.6
Pakistan	564	46.1	34.6	49.3	61.3	43.0	54.4	74.9	61.3	75.9	57.8	113.0	196.0
Qatar	453	28.2	24.8	22.7	23.6	24.9	28.4	731.9	1,129.8	699.7	425.3	232.7	396.2
Saudi Arabia	456	85.8	80.1	90.9	73.0	82.5	64.9	3,775.7	3,110.8	3,574.5	1,996.8	1,078.4	1,248.5
Somalia	726	0.0	0.1	0.0	1.3	0.5	0.1	0.0	0.0	0.0
Sudan	732	3.0	2.6	2.4	2.9	1.1	0.8	4.1	1.2	0.1	0.4	1.4
Syrian Arab Republic	463	0.4	0.0	0.1	0.3	0.1	0.1	0.0	0.0	0.0	1.5	0.0
Tunisia	744	11.6	17.5	24.6	8.8	5.3	4.6	1.4	1.6	0.3	1.5	2.2	1.6
United Arab Emirates	466	220.2	315.8	364.8	301.3	303.8	585.8	2,138.9	1,175.2	937.6	522.1	613.2	729.8
Yemen, Republic of	474	6.3	8.0	4.3	2.9	2.2	0.7	0.0	130.3	0.6	0.1	0.2	0.0
Sub-Saharan Africa	603	157.7	364.8	292.1	734.1	229.0	146.8	91.3	107.5	91.0	100.4	106.5	96.2
Angola	614	0.6	0.7	0.8	0.4	0.4	0.3	0.1	0.4	0.2	0.9	0.1	5.1
Benin	638	0.1	0.0	0.0	0.3	0.0	0.4	0.0	0.0
Botswana	616	0.2	0.0	0.3	0.2	0.1	0.1	0.0	0.0	0.0	0.0
Burkina Faso	748	0.1	0.0	0.1	0.0	0.0	0.1	0.1	0.2	0.0	0.0
Burundi	618	0.0	0.0	0.1	0.0	0.1	0.1	0.0	0.0
Cameroon	622	1.1	1.8	2.2	3.1	2.4	3.4	0.0	0.3	0.0	0.1	0.1	0.1
Central African Rep.	626	0.1	0.0	0.4	0.0	0.0	0.1	0.0	0.1	0.2
Chad	628	0.0	0.0	0.0	0.0	0.0	0.1	0.1	0.0
Congo, Dem. Rep. of	636	0.1	0.1	0.0
Congo, Republic of	634	1.6	0.1	1.6	0.4	0.6	0.1	0.0	0.0	5.4	0.0	0.1
Côte d'Ivoire	662	1.7	1.3	1.0	1.0	2.0	1.8	0.2	0.6	0.2	0.3	0.0	0.0
Equatorial Guinea	642	0.0	0.0	0.0	0.0	0.0	0.0	0.0	0.0	0.0	12.6
Eritrea	643	0.0	0.0	0.0	0.1	6.6
Eswatini, Kingdom of	734	0.4	0.1	0.2	0.1	0.2	0.1	0.0	0.0	0.0	0.5	0.1	0.2
Estonia	939	3.8	1.5	2.8	4.9	2.6	3.6	0.3	0.3	0.6	1.1	0.9	1.2
Ethiopia	644	1.5	1.4	3.6	2.5	3.2	2.1	1.1	1.3	0.5	0.6	0.5	0.0
Gabon	646	0.1	0.3	0.1	0.0	0.1	0.1	0.2	0.1	0.0	0.2	4.0	2.5
Gambia, The	648	0.0	0.0	0.1	0.1	0.1	0.1	0.0	0.0	0.0	0.0
Ghana	652	11.1	2.2	2.6	4.1	4.5	7.2	0.0	0.0	0.1	0.4	0.8	1.7
Guinea	656	2.3	0.1	0.3	0.1	0.6	0.6	0.0	0.0	0.0	0.0
Guinea-Bissau	654	0.2	0.0	0.0	0.0	0.0	0.1
Kenya	664	6.1	3.1	9.5	4.5	4.1	0.4	0.9	2.1	4.0	10.0	12.5
Lesotho	666	0.0	0.2	0.0	0.1	0.1	0.0	0.0
Liberia	668	1.1	68.4	135.0	564.7	81.8	0.0	4.5	0.1	0.1	0.0	0.0
Madagascar	674	3.1	0.0	0.0	0.2	0.0	0.1	0.3	0.0	0.0	0.1	0.2
Malawi	676	0.1	0.1	0.1	0.0	0.0	0.2	5.1	7.5	9.5	3.4	6.9	7.6
Mali	678	0.8	0.2	0.0	0.0	0.1	0.0	0.0	0.0	0.0	0.0	0.0	0.0
Mauritius	684	1.1	1.0	4.6	1.1	2.4	1.3	0.2	1.0	1.0	1.7	1.3	0.2
Mozambique	688	0.3	1.1	0.5	0.7	0.3	0.0	4.9	2.0	3.0	2.4	3.3	0.6
Namibia	728	0.7	0.2	0.1	0.0	0.0	0.0	0.4	0.0	0.0
Niger	692	0.3	0.0	0.1	0.0	0.0	0.0	0.0	0.0	0.1
Nigeria	694	5.8	7.7	12.0	6.6	7.3	3.9	9.8	1.7	15.6	9.6	24.3	0.9
Rwanda	714	0.1	0.0	0.0	0.3	0.4	0.1	0.0	0.0
Senegal	722	1.3	0.8	0.3	0.4	1.4	0.8	0.0	0.3	0.0	0.0	0.1	0.0
Seychelles	718	1.0	2.3	0.5	0.4	0.3	2.1	0.5	0.1	0.0	0.2	2.0	0.0
Sierra Leone	724	0.1	0.0	7.7	0.1	0.0	0.1	0.1	0.1	0.0	0.0	0.2	0.4
South Africa	199	110.3	268.7	107.1	140.8	113.0	117.5	59.9	85.8	48.9	55.0	42.8	53.7
Tanzania	738	0.8	0.8	0.4	0.3	0.5	1.2	3.1	2.1	2.9	3.2	4.0	1.5
Togo	742	0.5	0.2	0.3	0.3	1.3	0.1	0.0	0.1	0.0	0.0
Uganda	746	0.9	1.1	0.3	0.9	0.8	1.2	0.1	0.4	1.5	0.1	0.1	0.0
Zambia	754	0.1	0.2	0.1	0.0	0.6	0.1	0.3	0.1	1.4	3.9	1.3	0.3
Zimbabwe	698	2.1	0.4	0.1	0.3	0.2	0.9	0.0	0.6	1.6	2.1	1.8	1.5
Africa n.s.	799	0.0	0.0	0.1	0.0	0.0	0.0
Western Hemisphere	205	569.0	643.2	856.6	823.9	855.2	999.5	755.8	1,092.5	975.6	841.5	1,221.7	1,225.6
Anguilla	312	0.0	0.1	0.0	0.0
Antigua and Barbuda	311	0.6	0.1	0.2	0.1	0.0	0.0	1.0	0.0	2.4	2.4
Argentina	213	50.1	50.1	47.1	48.9	76.0	97.5	283.0	383.5	526.2	199.5	319.5	231.9
Aruba	314	0.3	0.3	0.4	0.3	0.2	0.2	0.1	0.0	0.0	0.0	0.9
Bahamas, The	313	1.5	3.0	0.8	0.9	0.7	0.7	0.0	0.0	0.0	0.0	3.0

Philippines (566)

In Millions of U.S. Dollars

		Exports (FOB)						Imports (CIF)					
		2012	2013	2014	2015	2016	2017	2012	2013	2014	2015	2016	2017
Barbados	316	0.1	0.2	0.1	0.2	0.1	0.2	0.0	0.0	0.1	0.1	0.1	0.0
Belize	339	0.2	0.5	0.0	0.0	0.1	0.1	0.0	0.0	0.0	0.0
Bermuda	319	0.3	0.1	0.1	0.1	0.1	0.0	0.1	0.2	0.0	0.0	0.0	0.0
Bolivia	218	1.4	0.3	0.4	0.9	0.7	0.4	0.0	0.0	0.1	2.5	0.4
Brazil	223	148.2	161.0	156.7	126.4	88.5	122.7	205.2	193.8	176.3	328.5	444.5	488.3
Chile	228	29.5	32.8	45.1	39.1	36.5	39.3	27.6	110.9	30.4	44.5	55.4	127.1
Colombia	233	19.6	20.6	30.4	19.0	10.5	18.1	11.4	11.8	11.3	11.7	12.5	12.8
Costa Rica	238	23.2	21.9	19.9	10.5	15.6	22.3	4.4	2.2	4.2	4.1	5.9	10.8
Curacao	354	5.4	1.8
Dominica	321	0.1	0.0	0.0	0.0	0.1	0.6	0.0	0.0	0.0
Dominican Republic	243	3.8	6.9	9.7	6.7	7.3	9.5	30.6	5.1	1.1	0.4	3.7	7.8
Ecuador	248	3.3	3.2	2.3	2.3	2.9	1.6	0.8	1.5	2.0	2.7	13.9	14.4
El Salvador	253	0.7	4.6	3.8	1.3	0.5	1.6	0.4	0.2	0.2	0.1	0.2	0.4
Falkland Islands	323	0.0	0.0	0.1
Greenland	326	0.0	0.1	0.0	0.0	0.1	0.0
Grenada	328	0.2	0.0	0.0	0.0	0.0	0.0	0.2	0.0	0.0
Guatemala	258	2.6	0.7	1.0	1.1	1.0	1.9	0.3	3.8	0.3	1.2	2.0	1.7
Guyana	336	0.0	0.0	0.0	0.2	0.8	0.1	0.0	0.9	0.9
Haiti	263	0.4	0.0	0.1	0.3	0.0	0.3	0.0	0.0	0.1	0.1	0.1	0.4
Honduras	268	0.9	1.1	0.8	0.1	0.2	0.4	0.4	0.8	0.9	1.3	1.0	0.9
Jamaica	343	0.6	0.4	0.4	0.4	0.4	0.4	0.5	0.9	0.6	2.4	0.9	0.7
Mexico	273	225.2	242.6	410.9	449.4	543.4	600.2	79.3	109.6	79.4	105.4	95.2	123.9
Netherlands Antilles	353	1.4	4.3	19.0	7.1	22.4	0.2	0.0	0.1	5.7	1.3
Nicaragua	278	0.4	0.1	0.6	0.1	0.0	0.0	0.0	0.1	0.1	0.2	0.1	0.9
Panama	283	10.9	40.9	55.9	53.0	6.1	6.0	13.5	2.0	1.9	2.5	34.6	1.7
Paraguay	288	0.6	0.5	0.5	0.2	0.5	1.3	0.6	0.7	0.4	4.7	7.4	0.3
Peru	293	17.3	16.8	20.8	31.3	29.5	32.3	31.6	43.0	50.9	26.8	28.6	133.8
St. Kitts and Nevis	361	0.0	2.6	0.0	0.1	0.0
St. Lucia	362	0.0	0.0	0.1
St. Vincent & Grens.	364	0.0	0.0	0.0	0.0	0.0	0.0	0.1
Suriname	366	0.1	0.0	0.0	0.4	1.0	0.4	0.0	0.0	0.3	0.1	0.0
Trinidad and Tobago	369	0.6	0.9	0.7	0.6	0.4	0.4	3.8	0.0	0.1	0.6
Uruguay	298	14.0	24.7	20.7	12.8	9.7	11.9	61.2	76.9	87.5	95.0	109.2	60.7
Venezuela, Rep. Bol.	299	8.0	4.0	4.8	3.2	1.5	0.6	0.3	0.5	0.1	0.4	0.1	0.1
Western Hem. n.s.	399	3.1	0.3	0.7	7.2	16.0	5.4	0.5	143.4	1.3	3.4	75.4	1.0
Other Countries n.i.e	910	7.8	25.9	49.2	55.2	37.7	27.8	2.3	3.0	4.3	13.4	55.9	11.4
Cuba	928	0.8	3.0	3.2	2.0	2.9	2.8	2.3	3.0	4.3	2.1	4.1	5.7
Korea, Dem. People's Rep.	954	6.9	22.9	46.0	53.2	34.8	24.9	0.0	0.0	11.3	51.8	5.7
Memorandum Items													
Africa	605	179.8	396.7	332.3	764.6	253.0	169.7	117.5	137.1	93.9	108.4	113.2	134.7
Middle East	405	452.2	584.0	644.1	522.8	541.3	829.8	7,190.9	5,786.2	5,280.9	3,791.3	2,989.5	3,628.3
European Union	998	5,928.5	6,175.3	6,727.8	7,173.0	6,791.7	9,214.7	5,057.7	6,879.7	8,302.6	6,939.5	6,798.7	6,447.4
Export earnings: fuel	080	542.1	680.3	759.4	596.3	607.3	904.6	8,311.7	7,206.3	6,467.7	4,163.6	3,238.6	4,198.6
Export earnings: nonfuel	092	51,449.8	53,297.9	61,039.0	58,052.1	55,518.6	62,226.1	59,574.1	60,807.9	64,508.4	69,190.9	88,188.9	88,640.8

Poland (964)

In Millions of U.S. Dollars

		Exports (FOB)						Imports (CIF)					
		2012	2013	2014	2015	2016	2017	2012	2013	2014	2015	2016	2017
IFS World		183,523.1	202,107.0	216,665.8	198,232.3	203,936.0	230,792.8	196,197.7	205,174.3	219,876.8	194,133.7	199,622.8	230,410.2
World	001	185,460.1	205,031.6	220,052.0	199,123.6	203,816.5	230,927.2	199,217.0	207,664.8	223,556.2	196,472.6	199,506.7	230,518.0
Advanced Economies	110	145,515.6	159,346.8	175,152.5	161,667.9	165,815.9	187,614.5	143,068.2	152,096.6	164,122.6	146,233.3	150,481.0	171,586.7
Euro Area	163	100,453.9	108,795.1	121,396.5	112,311.4	115,099.0	131,435.4	109,222.8	115,454.2	126,155.9	112,649.1	116,960.5	133,328.1
Austria	122	3,509.9	3,607.3	3,735.0	3,515.5	3,613.0	4,399.8	4,383.4	4,706.8	5,113.0	4,438.6	4,224.0	4,734.8
Belgium	124	3,879.8	4,531.1	4,965.7	4,344.0	4,399.8	5,084.3	6,285.5	6,686.2	7,358.9	6,488.2	7,295.1	8,473.1
Cyprus	423	268.5	266.2	397.9	387.2	196.8	163.7	261.5	340.2	469.5	286.2	127.6	132.7
Estonia	939	1,146.6	1,107.9	1,453.8	1,144.4	1,128.9	1,301.3	189.7	204.9	267.9	222.9	257.2	290.2
Finland	172	1,389.9	1,578.9	1,862.2	1,512.9	1,665.2	1,849.6	1,672.8	1,613.3	1,993.0	1,609.5	1,551.8	1,728.1
France	132	10,865.2	11,484.4	12,278.6	10,996.1	11,053.8	12,898.3	7,974.9	8,481.9	9,071.1	8,146.2	8,514.5	9,595.1
Germany	134	46,620.7	51,436.9	57,878.2	53,975.3	55,814.5	63,298.5	52,095.0	54,604.3	60,308.0	54,360.3	56,194.5	64,191.2
Greece	174	659.9	720.2	815.9	833.6	892.1	926.0	399.6	367.5	429.6	479.0	472.7	442.3
Ireland	178	621.7	668.8	695.5	693.0	759.6	920.2	1,059.0	1,235.0	1,443.6	1,432.0	1,426.7	1,681.3
Italy	136	8,996.5	8,842.4	9,996.8	9,629.8	9,711.4	11,310.0	10,197.3	10,773.5	12,248.8	10,376.1	10,961.6	12,228.8
Latvia	941	1,266.7	1,733.0	2,174.5	1,622.7	1,463.9	1,496.1	373.8	402.3	554.0	437.1	468.9	528.6
Lithuania	946	2,949.5	3,118.5	3,155.3	2,794.1	2,881.2	3,301.9	1,213.7	1,498.5	1,621.0	1,247.3	1,478.7	1,930.3
Luxembourg	137	229.0	231.6	236.3	238.3	252.7	362.7	636.0	577.3	556.7	419.8	389.9	544.4
Malta	181	48.4	71.2	90.0	58.4	46.1	50.3	19.5	22.2	63.4	43.1	43.2	75.4
Netherlands	138	8,308.5	8,135.6	9,151.8	8,816.9	9,119.6	10,125.1	11,297.2	11,918.0	12,581.1	11,601.0	11,935.5	13,765.1
Portugal	182	596.0	660.4	815.0	751.0	823.4	994.5	411.1	465.4	566.0	512.5	548.1	656.6
Slovak Republic	936	4,813.7	5,411.4	5,578.0	5,114.0	5,024.1	5,814.5	5,652.2	6,056.5	5,932.3	5,114.3	5,459.5	5,529.2
Slovenia	961	605.6	637.7	760.0	696.7	753.3	908.7	855.1	942.0	1,047.0	957.4	945.1	1,375.6
Spain	184	3,677.9	4,551.6	5,355.9	5,187.7	5,499.7	6,229.9	4,245.7	4,558.4	4,530.9	4,477.6	4,665.7	5,425.2
Australia	193	471.8	513.8	642.8	565.2	557.4	723.6	142.1	276.9	321.5	286.7	318.1	499.0
Canada	156	943.2	1,002.4	1,265.3	1,238.4	1,376.9	1,312.1	273.6	285.0	262.8	238.6	222.4	359.4
China,P.R.: Hong Kong	532	504.2	474.0	553.6	460.9	376.6	452.0	144.5	164.0	155.4	109.3	36.4	39.1
China,P.R.: Macao	546	3.2	2.4	1.5	2.5	2.4	22.8	0.1	0.1	0.1	0.0	0.1	0.1
Czech Republic	935	11,724.8	12,693.6	14,201.3	13,216.5	13,397.0	14,789.4	8,242.8	8,587.2	9,060.6	7,694.5	8,117.7	9,267.3
Denmark	128	3,168.8	3,467.9	3,609.7	3,354.7	3,610.5	4,193.8	2,563.2	2,766.1	3,063.3	2,681.8	2,612.1	3,001.7
Iceland	176	59.1	53.9	88.7	69.9	165.8	174.6	80.3	52.4	62.6	45.8	122.3	62.4
Israel	436	427.0	476.1	479.1	509.5	570.2	614.8	242.1	215.9	274.5	248.4	272.4	325.4
Japan	158	568.9	672.8	653.8	569.3	586.8	565.4	1,223.1	1,294.8	1,419.4	1,244.0	1,208.9	1,467.6
Korea, Republic of	542	532.1	721.9	501.4	423.6	504.4	551.0	3,322.9	3,000.0	3,383.9	2,623.1	2,659.2	2,858.1
New Zealand	196	49.7	68.0	71.4	74.9	137.0	150.3	17.4	18.4	28.9	33.1	85.6	48.7
Norway	142	3,151.8	4,064.5	3,713.7	2,726.7	2,452.9	2,680.3	2,086.6	2,926.6	2,065.4	1,598.9	1,066.4	1,697.5
San Marino	135	21.2	27.1	31.0	25.6	33.8	29.0	6.2	6.1	4.6	4.3	6.0	6.7
Singapore	576	488.4	732.4	834.3	868.9	623.2	246.1	670.0	787.1	722.5	885.3	559.6	395.3
Sweden	144	4,970.2	5,564.2	6,249.2	5,454.5	5,907.0	6,393.7	4,642.2	5,003.0	5,376.4	4,855.2	4,933.5	5,278.4
Switzerland	146	1,649.2	1,703.7	1,862.5	1,778.1	1,923.1	2,200.9	919.4	961.9	1,071.9	884.5	950.2	1,095.5
Taiwan Prov.of China	528	172.3	157.0	168.5	142.1	153.2	176.3	680.3	768.3	1,020.9	877.4	778.2	914.1
United Kingdom	112	12,545.2	13,332.8	14,021.3	13,414.3	13,552.7	14,687.5	5,109.7	5,755.1	6,046.2	5,714.9	5,707.0	6,344.2
United States	111	3,610.4	4,823.4	4,806.6	4,461.0	4,785.8	6,215.5	3,478.9	3,773.5	3,625.8	3,558.4	3,864.6	4,598.0
Vatican	187	0.0	0.0	0.1	0.0	0.1	0.1	0.0	0.0	0.0	0.0	0.0	0.0
Emerg. & Dev. Economies	200	39,572.4	45,214.0	44,485.4	36,753.1	37,525.4	42,947.2	55,306.5	54,650.7	58,472.1	49,418.7	48,326.6	58,490.1
Emerg. & Dev. Asia	505	3,380.1	3,802.4	4,024.2	3,400.6	3,837.2	4,165.1	13,088.9	14,266.9	17,924.7	18,517.0	19,248.6	23,205.6
American Samoa	859	0.0	0.0	0.1	0.0	0.0	0.0	0.0	0.0	0.0	0.0
Bangladesh	513	22.3	34.1	28.1	23.2	31.0	47.3	134.8	187.6	241.0	263.2	344.3	577.3
Bhutan	514	0.3	0.1	0.1	0.1	0.2	0.0	0.0	0.1	0.0	0.1	0.0	0.4
Brunei Darussalam	516	0.0	6.6	1.1	0.6	1.6	1.8	0.0	0.0	0.1	0.0	0.4	0.5
Cambodia	522	3.1	1.9	3.7	10.2	8.8	29.4	6.8	14.2	19.5	82.4	95.4	73.7
China,P.R.: Mainland	924	1,756.4	2,115.6	2,225.6	2,014.2	1,902.3	2,332.9	10,239.8	11,256.9	13,975.0	14,510.4	15,570.7	18,458.4
Fiji	819	0.1	0.0	0.5	0.1	0.4	0.3	0.0	0.0	0.0	0.0	0.1
F.T. French Polynesia	887	0.3	0.3	0.9	0.4	0.5	1.2	0.0	0.0	0.0	0.0	0.0	0.0
F.T. New Caledonia	839	4.4	3.2	3.3	3.1	2.9	4.5	0.0	0.0	0.0	0.0	0.0	0.0
Guam	829	0.0	0.0	0.2	1.0	0.1	0.1	0.0	0.0
India	534	668.9	488.6	547.0	464.0	667.0	744.9	838.9	1,047.3	1,264.2	1,347.2	1,494.5	1,863.7
Indonesia	536	122.1	140.2	147.4	105.7	109.2	117.2	325.3	352.5	401.1	353.1	322.3	374.8
Lao People's Dem.Rep	544	0.3	0.3	1.0	0.6	1.5	4.2	6.7	5.1	2.7	1.2	0.0	19.9
Malaysia	548	196.8	308.4	187.6	179.0	152.4	141.2	336.2	327.8	693.0	673.6	312.9	424.5
Maldives	556	1.1	1.8	4.1	5.4	10.1	7.6	0.0	0.0	0.0	0.2	0.4	0.5

Poland (964)

In Millions of U.S. Dollars

		Exports (FOB)						Imports (CIF)					
		2012	2013	2014	2015	2016	2017	2012	2013	2014	2015	2016	2017
Marshall Islands	867	116.8	111.8	157.1	76.1	344.0	6.4	194.9	105.5	215.2	222.9	11.3	5.9
Mongolia	948	47.5	58.9	47.3	40.4	41.8	49.6	0.1	0.1	0.3	0.2	0.2	0.4
Myanmar	518	1.3	4.2	20.8	28.5	35.3	9.0	2.2	1.3	3.2	10.2	8.9	25.4
Nauru	836	0.0	0.1
Nepal	558	0.3	1.1	1.2	0.6	1.2	5.2	0.3	0.2	0.2	0.3	0.2	0.3
Papua New Guinea	853	0.5	3.1	0.5	0.5	0.6	0.8	2.0	2.4	0.2	0.2	0.2	1.4
Philippines	566	51.9	54.4	101.0	60.3	62.1	61.1	78.2	78.1	131.0	143.5	148.3	217.7
Samoa	862	0.0	0.0	0.0	0.0	0.0	0.0	0.0	0.0	0.0	0.0	0.1
Solomon Islands	813	0.0	0.0	0.2	0.0
Sri Lanka	524	13.5	14.0	13.3	18.2	30.2	48.4	35.0	33.3	38.9	31.4	31.9	42.1
Thailand	578	167.7	181.6	187.4	136.0	188.5	268.2	573.0	573.3	535.2	435.2	445.0	515.2
Timor-Leste	537	1.9	0.0	0.0	0.5	0.1	0.0	0.0	0.0	0.0	0.0
Tuvalu	869	0.0	0.1	0.0	0.0
Vanuatu	846	39.4	117.4	166.9	2.7	6.1	0.2	0.0	0.4	9.0	1.6	5.7	0.0
Vietnam	582	158.6	146.9	171.5	224.2	235.2	279.8	312.3	279.9	392.8	437.5	454.3	603.3
Asia n.s.	598	4.3	7.6	6.6	5.3	4.2	3.4	2.4	1.0	2.0	2.4	1.6	0.1
Europe	170	30,819.0	34,477.1	32,523.2	25,710.6	27,081.3	31,768.4	38,666.7	36,316.1	36,073.6	25,514.5	23,811.5	29,245.4
Emerg. & Dev. Europe	903	12,345.1	14,087.2	15,466.3	14,395.4	15,293.2	17,302.9	6,900.3	7,810.8	8,366.4	7,909.8	8,903.4	9,956.7
Albania	914	44.5	53.8	53.9	45.0	50.3	58.6	1.9	2.9	3.4	3.2	3.5	6.2
Bosnia and Herzegovina	963	219.0	205.7	219.7	205.8	220.6	277.4	58.4	46.5	51.5	37.8	40.5	49.3
Bulgaria	918	678.2	993.9	971.4	989.2	1,147.7	1,167.2	379.8	459.2	510.0	514.7	574.4	612.6
Croatia	960	394.1	432.8	528.7	608.6	670.3	805.4	92.3	118.0	127.9	184.3	208.8	195.7
Faroe Islands	816	1.8	4.3	11.0	7.4	34.0	40.8	19.2	37.2	14.1	22.9	60.9	71.3
Gibraltar	823	27.0	121.9	299.0	20.9	66.2	64.4	34.0	102.0	74.4	16.1	54.8	31.2
Hungary	944	4,483.9	5,222.7	5,787.7	5,296.4	5,405.4	6,110.2	3,554.7	3,779.3	3,817.4	3,262.4	3,771.7	4,315.5
Kosovo	967	28.3	32.4	55.8	63.2	63.0	68.1	0.7	4.3	5.9	4.8	2.6	7.6
Macedonia, FYR	962	74.5	72.3	69.8	68.3	78.9	140.8	20.9	17.8	19.7	26.2	28.8	47.0
Montenegro	943	14.7	18.9	53.2	21.4	47.0	52.1	5.7	6.0	9.4	8.7	12.6	19.5
Romania	968	2,803.3	3,059.6	3,450.4	3,286.2	3,632.0	4,292.4	1,082.0	1,308.2	1,529.0	1,400.6	1,607.5	1,920.1
Serbia, Republic of	942	467.1	839.0	871.5	682.9	770.9	916.3	104.0	205.4	239.7	234.5	271.8	330.5
Turkey	186	3,108.6	3,029.8	3,094.3	3,099.9	3,106.8	3,309.2	1,546.8	1,723.8	1,964.0	2,193.5	2,265.6	2,350.1
CIS	901	18,472.3	20,388.2	17,054.9	11,312.3	11,785.6	14,462.3	31,766.3	28,505.3	27,707.1	17,604.7	14,908.0	19,288.3
Armenia	911	32.2	39.1	48.6	54.9	36.8	44.5	0.5	1.2	1.7	15.3	19.7	10.3
Azerbaijan, Rep. of	912	123.1	129.1	138.7	120.5	60.2	72.8	4.4	19.9	31.2	14.3	42.8	13.1
Belarus	913	2,018.3	2,412.5	2,132.6	1,324.0	1,347.7	1,500.0	987.0	773.7	835.9	827.8	810.6	1,076.3
Georgia	915	87.3	101.8	101.6	86.9	113.0	142.4	5.6	9.7	26.9	33.2	7.7	17.8
Kazakhstan	916	569.5	595.5	564.3	400.6	324.3	484.5	377.8	571.0	1,688.2	933.9	556.3	912.6
Kyrgyz Republic	917	38.9	68.1	43.1	24.5	16.8	22.9	0.5	1.7	5.1	3.9	1.8	1.7
Moldova	921	212.8	358.5	329.2	153.0	160.9	197.5	76.8	96.8	129.0	63.6	63.7	118.8
Russian Federation	922	9,923.5	10,775.4	9,320.9	5,681.1	5,760.2	7,028.1	27,733.2	24,782.7	22,740.7	14,004.6	11,373.1	14,680.9
Tajikistan	923	21.3	15.5	18.7	11.1	9.9	10.9	0.3	0.3	0.8	0.8	0.2	0.2
Turkmenistan	925	37.0	44.3	59.8	48.2	54.3	38.6	1.6	3.5	4.9	1.7	3.0	1.2
Ukraine	926	5,288.8	5,700.9	4,162.6	3,296.4	3,814.8	4,840.8	2,547.4	2,220.1	2,214.6	1,681.6	2,003.4	2,412.5
Uzbekistan	927	119.8	147.4	135.0	111.1	86.8	79.3	31.2	24.7	27.9	24.1	25.7	42.7
Europe n.s.	884	1.6	1.7	2.0	2.9	2.6	3.2	0.1	0.1	0.0	0.0	0.1	0.4
Mid East, N Africa, Pak	440	2,310.5	3,111.4	4,176.1	3,395.8	3,316.6	3,243.3	941.1	593.1	743.1	1,446.3	1,984.5	2,555.1
Afghanistan, I.R. of	512	33.6	30.7	12.4	9.4	5.3	8.0	1.1	0.1	0.4	0.1	0.1	0.1
Algeria	612	315.3	344.8	672.5	330.5	302.7	362.6	63.9	45.2	56.2	36.9	17.5	28.5
Bahrain, Kingdom of	419	19.4	12.4	27.5	19.8	24.2	49.5	0.3	1.4	3.7	4.4	7.1	4.7
Djibouti	611	2.2	4.0	5.0	9.1	7.4	6.0	0.0	3.2
Egypt	469	204.3	274.5	275.5	390.2	368.9	279.6	98.0	68.5	89.4	67.3	78.5	93.1
Iran, I.R. of	429	53.5	48.0	46.3	49.8	88.9	137.7	14.3	16.6	15.2	16.9	127.6	78.4
Iraq	433	92.8	136.3	157.3	187.8	76.8	95.4	76.4	0.2	0.4	675.5	401.7	409.0
Jordan	439	51.0	71.3	74.8	94.3	115.3	77.5	0.4	0.3	0.4	0.3	0.7	2.6
Kuwait	443	54.2	55.4	68.0	70.2	70.9	84.6	1.1	2.2	2.5	0.4	1.3	1.1
Lebanon	446	70.4	76.4	72.2	67.5	69.1	82.7	2.5	2.6	2.9	4.9	3.5	1.4
Libya	672	48.9	92.7	64.8	47.1	28.9	29.3	0.9	20.1	0.4	0.0	0.1	0.0
Mauritania	682	6.4	13.1	21.6	20.4	7.3	16.8	0.3	0.0	9.6	0.1	0.0
Morocco	686	241.4	284.6	429.1	318.4	308.7	258.6	96.5	73.7	85.9	114.6	101.0	115.5
Oman	449	75.9	95.3	64.3	41.9	50.2	128.3	7.1	9.7	16.9	9.4	12.4	8.2

Poland (964)

In Millions of U.S. Dollars

		Exports (FOB)						Imports (CIF)					
		2012	2013	2014	2015	2016	2017	2012	2013	2014	2015	2016	2017
Pakistan	564	78.4	134.5	129.5	98.8	125.2	116.8	70.2	91.0	132.6	124.9	136.8	179.3
Qatar	453	32.8	30.5	53.1	49.3	81.4	79.9	9.2	16.3	10.3	10.8	289.4	539.8
Saudi Arabia	456	349.8	504.4	685.9	634.1	740.4	662.2	241.1	61.2	23.2	142.4	553.8	833.5
Somalia	726	0.0	0.1	0.4	1.1	0.6	3.1	0.0	0.0	0.0	0.0
Sudan	732	6.2	11.1	19.1	35.3	13.0	23.9	19.3	26.3	43.7	2.5	25.9	2.4
Syrian Arab Republic	463	45.3	11.3	32.8	8.2	6.2	18.6	19.9	18.3	9.3	0.6	0.4	0.2
Tunisia	744	66.8	108.1	128.2	118.2	138.5	140.1	126.0	39.1	95.2	112.4	107.2	99.1
United Arab Emirates	466	440.8	750.9	1,117.3	777.3	656.6	557.0	91.0	97.8	142.1	119.9	117.8	153.1
West Bank and Gaza	487	1.0	4.3	5.9	6.3	10.9	12.6	0.9	1.8	2.6	2.2	1.8	2.0
Yemen, Republic of	474	19.9	16.6	12.7	10.6	19.1	12.7	0.6	0.7	0.2	0.0	0.0	0.0
Sub-Saharan Africa	603	1,076.6	1,486.9	1,400.3	1,570.5	1,330.4	1,453.2	655.2	930.5	721.6	876.9	764.3	608.1
Angola	614	17.6	37.1	36.8	27.7	20.7	21.4	2.1	3.1	3.4	8.4	2.1	1.7
Benin	638	36.5	44.0	59.8	44.6	22.6	27.9	0.0	0.0	0.0	0.0	0.1
Botswana	616	0.3	1.2	0.8	0.5	2.0	1.3	0.0	11.8	0.0	0.0	0.0
Burkina Faso	748	3.1	1.1	1.1	55.8	2.9	5.3	0.1	0.3	1.0	0.9	0.4	0.4
Burundi	618	0.0	0.2	0.5	0.3	0.2	0.2	0.6	0.1	0.4	0.9	1.2	1.4
Cabo Verde	624	1.1	0.9	2.2	1.1	1.2	1.6	0.0	28.0	0.0	0.0	0.0
Cameroon	622	13.1	15.1	20.8	14.7	15.2	15.2	14.2	10.6	6.6	4.6	2.3	3.6
Central African Rep.	626	0.0	0.1	0.5	0.7	0.5	0.5	0.1	0.2	0.2	0.2	0.0	0.0
Chad	628	2.1	2.5	5.1	6.9	3.0	5.4	0.0	0.0	0.0	0.0	0.0
Comoros	632	0.5	0.2	0.3	0.4	0.9	2.5	0.1	0.1	0.0
Congo, Dem. Rep. of	636	17.8	7.2	3.1	7.9	10.7	19.7	8.0	2.7	1.4	0.5	6.4
Congo, Republic of	634	12.6	24.5	29.3	54.5	24.0	24.2	1.5	6.8	2.3	17.5	1.8	1.2
Côte d'Ivoire	662	10.9	20.6	17.8	17.9	21.4	32.0	134.9	131.5	162.1	159.2	113.5	143.0
Equatorial Guinea	642	1.6	1.8	3.5	2.8	1.4	4.2	0.0	0.0
Eritrea	643	0.0	0.1	0.5	0.0	0.3	0.0
Eswatini, Kingdom of	734	0.0	0.0	0.0	0.0	0.0	0.0	5.8	0.4	0.0	0.0	0.0	0.1
Estonia	939	1,146.6	1,107.9	1,453.8	1,144.4	1,128.9	1,301.3	189.7	204.9	267.9	222.9	257.2	290.2
Ethiopia	644	10.9	17.6	35.7	52.8	59.9	21.8	0.1	0.5	0.5	1.5	0.7	0.4
Gabon	646	5.7	9.8	9.6	9.7	9.4	12.8	5.9	9.0	7.9	9.7	24.4	9.5
Gambia, The	648	3.6	3.0	5.9	5.3	6.1	7.8	0.0	0.0	0.0	0.0	0.0	0.0
Ghana	652	30.1	39.7	30.8	36.1	37.3	51.0	55.2	56.7	32.5	36.7	29.6	20.8
Guinea	656	20.2	27.7	26.9	17.2	24.6	29.3	4.7	3.4	2.3	4.2	3.9	5.2
Guinea-Bissau	654	1.4	2.4	3.1	2.3	2.5	2.9	0.0	0.0	0.0
Kenya	664	28.6	38.9	53.1	79.1	49.3	57.1	14.8	18.6	15.8	22.9	19.7	23.9
Lesotho	666	0.0	0.0	0.0	0.3	0.0	0.0	0.1	0.0	0.0	0.0	0.0
Liberia	668	112.3	335.4	56.8	264.4	179.5	35.0	115.1	398.6	128.1	291.7	202.1	36.0
Madagascar	674	1.0	0.8	1.6	1.5	1.9	3.3	0.5	0.3	1.2	0.4	0.3	0.2
Malawi	676	0.9	1.4	0.9	1.5	3.7	1.7	26.3	9.8	10.9	14.4	6.5	14.9
Mali	678	2.6	5.9	3.9	5.8	6.6	19.9	0.0	0.0	0.0	0.0	0.0	0.0
Mauritius	684	3.6	5.8	6.6	6.6	8.2	9.3	5.3	6.6	8.2	5.2	6.2	5.6
Mozambique	688	7.6	13.7	8.1	19.8	38.4	44.6	10.0	30.6	26.5	31.2	37.2	82.8
Namibia	728	0.9	1.5	2.9	1.8	1.3	3.4	1.0	1.4	0.2	1.2	1.2	1.4
Niger	692	2.3	1.6	2.7	3.3	2.0	5.6	0.0	0.1	0.0	0.0	0.0	0.1
Nigeria	694	96.0	91.3	142.6	117.0	86.8	116.0	13.9	18.9	20.2	16.0	43.7	26.8
Rwanda	714	0.1	0.1	1.4	1.7	2.0	1.4	1.6	0.9	1.1	2.3	1.2	0.9
São Tomé & Príncipe	716	0.1	0.1	0.0	0.0	0.1	0.1	0.0	0.0	0.0	0.0	0.2
Senegal	722	42.2	49.7	46.7	43.5	49.9	85.5	0.2	8.5	19.2	25.0	25.6	8.1
Seychelles	718	2.3	3.4	2.1	0.6	2.3	2.7	0.0	0.0	0.0	0.5	0.4	0.0
Sierra Leone	724	4.5	5.6	2.7	3.2	4.7	5.4	0.0	0.2	3.3	0.1	0.1	0.0
South Africa	199	508.1	612.3	679.4	577.8	555.6	647.6	156.5	138.2	157.3	150.8	170.1	181.5
South Sudan, Rep. of	733	0.1	0.1	0.2	0.1	0.0
Tanzania	738	32.4	18.5	17.0	24.8	29.9	81.2	15.0	28.8	16.2	30.1	20.9	8.5
Togo	742	18.0	10.5	18.1	15.8	16.1	19.8	17.9	6.4	6.7	0.9	5.0	0.1
Uganda	746	16.4	19.9	30.5	36.5	15.9	16.0	13.2	15.5	16.4	16.1	11.8	10.6
Zambia	754	5.9	8.3	9.6	2.9	2.6	4.5	16.8	1.7	1.4	0.6	2.7	0.3
Zimbabwe	698	1.2	5.2	19.4	2.8	7.2	5.5	13.9	20.2	28.7	22.9	29.8	12.6
Africa n.s.	799	0.1	0.0	0.0	0.0	0.0	0.0	0.0	0.0	0.0
Western Hemisphere	205	1,986.2	2,336.3	2,361.6	2,675.6	1,960.0	2,317.2	1,954.6	2,544.1	3,009.0	3,064.0	2,517.7	2,875.9
Anguilla	312	0.1	0.1	0.1	0.0	0.0	3.6	0.0	0.0

Poland (964)

In Millions of U.S. Dollars

		Exports (FOB)						Imports (CIF)					
		2012	2013	2014	2015	2016	2017	2012	2013	2014	2015	2016	2017
Antigua and Barbuda	311	112.6	152.8	185.6	110.3	186.9	171.3	92.7	150.7	141.8	107.8	143.8	106.5
Argentina	213	114.9	142.5	122.1	93.6	78.9	164.8	638.8	510.2	683.0	557.2	623.9	722.5
Aruba	314	0.4	0.2	0.5	0.4	0.8	1.2	0.0	0.0	0.0	0.0
Bahamas, The	313	207.3	302.3	438.5	821.1	337.7	308.6	236.9	368.0	580.5	748.7	271.0	285.6
Barbados	316	0.7	15.6	44.1	18.3	3.9	20.1	0.0	34.3	71.0	17.7	6.8	19.3
Belize	339	12.0	21.4	15.0	2.1	1.8	2.2	0.4	0.0	0.0	0.0	0.0	0.0
Bermuda	319	15.6	0.2	0.1	0.1	0.1	0.5	0.0	0.0	0.0	0.0	0.0	0.0
Bolivia	218	2.9	4.6	4.4	6.9	3.6	9.8	9.7	13.2	10.0	2.8	4.6	9.1
Brazil	223	480.1	576.2	526.2	397.2	361.3	414.2	505.1	590.5	796.6	700.3	607.5	825.6
Chile	228	70.9	97.0	84.6	93.9	95.4	119.7	83.1	186.1	95.0	84.9	102.5	83.7
Colombia	233	46.5	48.9	61.6	65.1	97.9	71.5	8.2	7.5	7.0	29.3	51.9	103.7
Costa Rica	238	8.5	10.7	15.1	12.1	12.2	14.6	16.6	14.7	8.1	6.7	7.9	12.2
Curacao	354	1.7	1.6	4.8	5.8	1.6	0.1	4.0	1.2	0.0
Dominica	321	1.9	1.4	1.2	0.4	0.4	1.2	0.0	0.0	0.1	0.0	19.5	0.1
Dominican Republic	243	18.8	9.8	9.8	9.6	10.3	14.4	3.3	2.5	4.0	7.3	4.6	9.8
Ecuador	248	17.2	17.2	17.1	9.8	12.2	21.3	77.8	88.0	78.9	96.7	103.5	111.5
El Salvador	253	1.0	2.2	1.3	1.3	3.0	3.2	0.1	1.9	0.1	0.1	0.1	0.2
Greenland	326	1.6	0.2	0.5	0.6	24.4	46.3	0.1	1.5	6.3	2.8	13.7	4.1
Grenada	328	0.0	0.0	0.0	0.1	0.0	0.0	0.0	0.1	1.4	0.1	0.1	0.1
Guatemala	258	9.5	5.1	4.8	4.4	6.8	13.2	5.6	6.7	4.4	11.7	10.4	12.1
Guyana	336	1.1	1.6	3.5	2.5	2.6	2.4	0.5	0.1	0.0	0.8	0.8
Haiti	263	0.4	2.0	1.9	3.4	4.8	17.0	0.0	0.0	0.0	0.0	0.1	0.1
Honduras	268	4.6	2.9	2.1	1.6	3.0	5.4	4.1	3.9	2.0	1.3	4.2	3.5
Jamaica	343	5.0	1.8	6.4	2.3	3.3	3.4	20.2	0.0	0.0	0.0	0.0	0.1
Mexico	273	568.1	521.5	491.9	653.8	528.5	683.4	119.2	146.4	195.5	279.8	243.9	269.9
Montserrat	351	2.1	0.0	0.0	0.0
Netherlands Antilles	353	1.9	0.0
Nicaragua	278	0.3	0.3	2.2	2.4	1.2	1.7	0.5	3.0	2.3	5.3	11.4	20.1
Panama	283	24.8	184.2	109.7	109.9	57.1	46.4	8.0	269.0	58.6	110.5	24.9	0.4
Paraguay	288	3.1	6.1	13.9	6.4	5.2	13.6	7.7	20.0	137.9	143.2	181.1	153.6
Peru	293	51.6	53.2	53.2	51.4	56.3	65.7	16.3	39.8	15.8	14.1	11.8	62.3
Sint Maarten	352	0.2	0.2	0.3	1.0	0.9	0.0	0.1	0.0	0.1
St. Kitts and Nevis	361	3.5	10.8	7.9	0.1	3.7	0.0	0.9	10.0	21.7	20.2	9.1	0.1
St. Lucia	362	0.4	0.1	0.1	0.3	0.3	0.2	0.0	0.0	0.1
St. Vincent & Grens.	364	7.6	3.7	15.9	27.2	3.9	2.6	9.3	3.4	30.3	6.0	8.6	2.2
Suriname	366	7.7	6.8	5.1	6.8	4.7	6.3	0.0	0.0	0.0	0.0	0.0	0.0
Trinidad and Tobago	369	3.3	1.4	1.7	2.9	3.1	5.1	0.1	0.1	0.0	0.1	0.0	0.0
Uruguay	298	13.6	11.8	14.8	7.4	12.7	20.7	21.8	28.5	20.7	32.4	27.3	29.1
Venezuela, Rep. Bol.	299	102.1	83.0	80.0	91.1	19.9	23.9	37.1	33.7	35.6	23.3	21.5	28.1
Western Hem. n.s.	399	64.5	34.6	14.8	54.0	5.0	15.0	30.1	10.1	0.0	49.0	0.0	0.0
Other Countries n.i.e	910	22.3	17.2	33.9	55.9	48.4	43.4	52.7	21.7	0.4	3.6	0.4	0.3
Cuba	928	22.0	16.8	33.6	54.8	48.2	43.2	52.7	21.6	0.3	0.0	0.0	0.2
Korea, Dem. People's Rep.	954	0.3	0.4	0.3	1.2	0.2	0.2	0.0	0.1	0.0	3.6	0.4	0.1
Special Categories	899	142.8	224.1	160.4	113.3	64.2	100.1	0.8	0.1	0.1	4.6	2.0	0.3
Countries & Areas n.s.	898	206.9	229.4	219.9	533.5	362.6	221.9	788.8	895.7	961.1	812.4	696.6	440.6
Memorandum Items													
Africa	605	1,714.8	2,252.7	2,676.0	2,403.5	2,108.5	2,264.3	961.1	1,114.9	1,012.3	1,143.2	1,016.1	856.9
Middle East	405	1,560.3	2,180.3	2,758.4	2,454.4	2,407.9	2,307.4	563.8	317.7	319.4	1,055.1	1,595.9	2,127.0
European Union	998	141,222.5	153,562.7	170,216.3	157,931.9	162,421.6	183,875.0	134,889.6	143,230.2	155,686.7	138,957.4	144,493.2	164,263.5
Export earnings: fuel	080	12,466.1	13,960.2	13,446.2	8,864.3	8,623.1	10,140.8	28,779.2	25,828.5	24,901.6	16,174.8	13,757.8	17,956.3
Export earnings: nonfuel	092	172,994.0	191,071.4	206,605.8	190,259.3	195,193.4	220,786.4	170,437.9	181,836.3	198,654.6	180,297.8	185,748.9	212,561.8

Portugal (182)

In Millions of U.S. Dollars

		Exports (FOB)						Imports (CIF)					
		2012	2013	2014	2015	2016	2017	2012	2013	2014	2015	2016	2017
IFS World		58,113.7	62,797.5	63,833.4	55,046.6	55,354.4	62,207.5	72,485.9	75,727.9	78,389.6	66,913.9	67,754.3	77,926.8
World	001	58,115.1	62,797.3	63,832.6	55,046.6	55,372.4	62,216.2	72,487.4	75,727.6	78,388.7	66,913.9	67,953.5	77,937.3
Advanced Economies	110	43,620.9	46,734.7	48,052.3	43,215.9	44,726.5	49,682.2	53,656.1	56,266.5	60,332.8	52,569.0	54,182.2	61,238.8
Euro Area	163	34,950.4	37,354.6	37,964.2	33,552.3	34,754.8	38,569.1	46,985.4	49,617.4	53,047.6	46,295.2	47,826.3	53,926.3
Austria	122	330.3	341.1	357.8	313.7	325.6	411.8	355.5	361.4	385.1	335.9	349.6	412.0
Belgium	124	1,827.9	1,780.8	1,727.4	1,256.6	1,346.1	1,442.7	1,844.7	1,897.9	2,084.4	1,883.1	1,917.5	2,151.1
Cyprus	423	32.1	40.3	35.4	40.8	41.0	50.5	3.5	7.9	5.3	6.8	6.1	7.3
Estonia	939	29.8	38.7	38.0	23.2	25.3	32.7	17.2	26.1	21.4	25.8	27.4	34.2
Finland	172	292.6	289.3	317.3	245.6	248.2	269.7	182.3	178.6	209.0	185.3	170.7	225.7
France	132	6,881.8	7,296.3	7,528.7	6,688.2	7,000.4	7,776.1	4,774.5	5,094.1	5,555.0	4,956.3	5,235.9	5,750.8
Germany	134	7,196.9	7,310.6	7,480.6	6,529.8	6,465.6	7,075.3	8,221.4	8,620.4	9,657.7	8,544.6	9,132.8	10,677.8
Greece	174	273.9	256.3	232.2	145.4	139.2	171.1	146.0	159.0	150.4	140.5	163.0	149.7
Ireland	178	175.6	204.9	250.8	263.4	371.7	365.7	698.8	724.2	796.4	567.9	592.6	520.8
Italy	136	2,138.0	2,076.5	2,042.2	1,757.5	1,913.6	2,198.5	3,770.6	3,877.0	4,081.0	3,617.8	3,740.6	4,256.5
Latvia	941	22.1	25.5	26.9	22.8	22.4	25.5	20.3	6.7	7.9	16.1	14.3	15.0
Lithuania	946	27.6	49.6	39.6	44.0	38.8	40.1	60.1	71.6	89.9	77.6	70.1	76.5
Luxembourg	137	77.3	89.8	96.0	95.6	107.8	131.6	103.1	106.7	145.1	127.3	117.9	104.5
Malta	181	18.3	24.6	83.7	31.1	26.0	24.8	27.0	29.1	26.9	18.4	19.8	22.5
Netherlands	138	2,401.6	2,513.4	2,538.8	2,206.6	2,076.3	2,492.4	3,466.9	3,786.0	4,054.7	3,418.4	3,465.4	4,177.6
Slovak Republic	936	107.9	118.3	128.8	184.9	249.9	305.8	155.4	168.1	216.1	206.9	227.4	274.8
Slovenia	961	51.0	38.5	35.5	29.1	33.0	72.2	47.0	57.5	59.9	62.0	65.5	83.9
Spain	184	13,065.6	14,860.1	15,004.6	13,674.2	14,323.9	15,682.8	23,091.0	24,445.1	25,501.5	22,104.4	22,509.7	24,985.8
Australia	193	101.4	119.5	123.8	119.8	135.3	153.8	14.4	19.4	17.9	40.2	15.0	40.6
Canada	156	236.8	282.0	343.3	396.4	311.7	334.1	188.4	232.7	238.0	79.7	183.2	228.5
China,P.R.: Hong Kong	532	159.5	173.4	162.1	143.8	157.8	152.9	39.9	51.9	39.0	27.1	36.0	47.1
China,P.R.: Macao	546	27.5	23.9	31.3	29.3	41.1	29.1	0.5	0.9	0.9	0.6	1.1	0.4
Czech Republic	935	421.0	379.5	425.2	348.3	325.7	383.3	390.1	421.0	542.1	522.2	523.7	511.1
Denmark	128	400.5	418.6	405.9	339.4	373.7	405.4	325.3	340.0	352.9	292.6	329.2	351.5
Iceland	176	10.0	17.1	15.1	14.8	19.0	17.1	24.7	22.1	11.6	8.4	8.6	13.8
Israel	436	137.5	131.5	120.5	124.4	167.4	216.1	144.3	147.7	161.4	127.9	112.4	103.4
Japan	158	244.5	184.7	165.6	161.4	153.2	164.3	381.7	316.3	336.3	300.7	331.0	375.3
Korea, Republic of	542	101.1	115.4	87.1	103.4	117.1	141.5	228.7	303.9	370.9	375.1	361.3	451.4
New Zealand	196	12.3	13.4	17.1	20.9	19.6	23.5	25.8	21.9	25.2	20.8	25.2	22.8
Norway	142	134.1	141.7	197.1	230.2	195.4	204.3	191.1	155.1	76.2	94.6	118.5	96.9
San Marino	135	2.1	0.8	0.4	0.3	0.8	1.2	0.4	0.4	0.5	0.6	0.5	1.1
Singapore	576	72.5	75.8	59.8	58.3	49.6	67.8	25.6	19.5	47.2	46.6	61.7	405.6
Sweden	144	595.1	584.4	619.3	455.3	523.3	564.6	731.1	731.5	878.5	716.4	749.5	731.4
Switzerland	146	515.6	556.5	571.1	509.1	592.2	654.3	430.6	372.7	354.5	292.7	298.7	303.9
Taiwan Prov.of China	528	33.3	35.1	36.9	43.4	144.1	274.9	133.3	145.0	184.6	159.2	238.1	400.3
United Kingdom	112	3,067.3	3,472.1	3,908.0	3,721.1	3,917.1	4,114.9	2,155.2	2,226.6	2,409.8	2,097.5	1,993.0	2,104.7
United States	111	2,398.4	2,654.7	2,798.5	2,844.0	2,727.6	3,210.0	1,239.6	1,120.4	1,237.7	1,070.8	969.4	1,122.7
Emerg. & Dev. Economies	200	12,792.3	14,392.2	14,292.1	10,757.2	9,790.5	11,359.6	18,788.8	19,366.1	17,618.3	13,969.8	13,456.5	16,205.8
Emerg. & Dev. Asia	505	1,254.4	1,137.8	1,379.0	1,149.6	985.6	1,254.7	2,762.3	3,044.1	3,536.4	3,179.8	3,358.1	3,928.2
American Samoa	859	0.0	0.1	0.0	0.5	2.2
Bangladesh	513	9.0	12.9	8.3	9.4	7.3	11.1	33.1	43.8	46.6	40.1	60.9	72.5
Bhutan	514	0.0	0.0	0.2	0.3	0.0
Brunei Darussalam	516	0.3	0.4	4.9	3.5	2.0	0.6	0.0	0.1	0.0	0.0
Cambodia	522	0.9	1.0	1.7	1.4	3.3	4.2	3.3	4.1	6.0	7.2	8.6	14.5
China,P.R.: Mainland	924	999.9	871.8	1,113.9	928.8	747.6	952.1	1,786.0	1,820.0	2,124.4	1,974.4	2,012.1	2,319.1
Fiji	819	0.0	0.0	0.0	0.0	0.0	0.1	0.0	25.2	0.0	16.3	13.2	20.1
F.T. French Polynesia	887	1.0	2.5	1.4	1.2	1.3	2.1	0.0	0.0	0.0	0.0
F.T. New Caledonia	839	1.8	1.7	1.8	2.3	2.0	3.5	0.0	0.0
Guam	829	0.3	0.0	0.0
India	534	121.6	154.6	126.5	87.2	102.1	132.5	432.4	521.7	655.9	509.2	577.4	702.0
Indonesia	536	20.1	17.3	32.7	21.4	20.2	17.0	71.0	136.6	158.5	147.2	158.9	175.7
Kiribati	826	0.0	0.0	0.0	0.1
Lao People's Dem.Rep	544	0.2	0.0	0.0	0.4	0.1	3.0	2.6	13.4	2.7	2.5	17.9
Malaysia	548	36.4	15.4	17.1	17.7	18.9	36.1	101.5	84.3	85.9	59.7	56.2	73.1
Maldives	556	0.0	0.2	0.1	0.1	0.4	0.3	0.0	0.0	0.1	0.1	0.1
Marshall Islands	867	0.1	0.3	0.4	0.7	0.5	0.8	0.0	0.0	0.0	0.0	0.0

Portugal (182)

In Millions of U.S. Dollars

		Exports (FOB)						Imports (CIF)					
		2012	2013	2014	2015	2016	2017	2012	2013	2014	2015	2016	2017
Mongolia	948	0.1	0.2	0.5	1.5	0.2	0.3	0.0	0.1	0.0	0.0	0.0
Myanmar	518	0.3	0.7	5.0	3.3	0.7	0.7	0.3	0.6	4.3	1.4	1.7	1.5
Nepal	558	0.7	0.0	0.1	0.1	0.0	0.7	0.3	0.3	0.2	0.1	0.4	0.3
Papua New Guinea	853	0.1	0.0	0.0	0.1	0.1	0.2	2.8	2.7	5.0	0.2	0.6	1.6
Philippines	566	8.4	8.1	10.1	9.7	15.0	10.5	18.6	16.6	17.7	23.2	27.3	28.2
Samoa	862	0.0	0.0	0.1
Sri Lanka	524	3.6	3.4	4.7	4.3	6.1	7.1	4.2	3.9	7.8	5.4	8.2	10.4
Thailand	578	27.3	25.2	30.0	26.1	25.0	31.4	126.2	119.8	161.3	133.1	151.6	168.3
Timor-Leste	537	10.4	9.6	9.2	11.2	9.1	6.6	0.3	1.0	1.1	1.9	1.0	0.6
Vietnam	582	12.3	12.3	10.4	19.3	23.2	36.4	179.4	260.5	248.0	257.2	276.9	319.9
Asia n.s.	598	0.0	0.0	0.0	0.0	0.0	0.2	0.0	0.3	0.0	0.0	0.0
Europe	170	2,335.6	2,749.6	2,704.1	2,137.9	2,280.4	2,514.6	4,382.1	4,937.3	4,895.4	3,936.7	4,506.8	6,024.9
Emerg. & Dev. Europe	903	2,032.7	2,298.6	2,324.5	1,873.4	2,059.2	2,226.3	1,713.7	1,971.4	1,939.4	1,832.3	2,107.5	2,601.3
Albania	914	2.8	3.9	5.1	6.6	6.7	9.6	0.1	0.1	0.1	0.2	0.3	0.3
Bosnia and Herzegovina	963	2.2	1.5	2.4	2.9	2.9	2.9	3.4	2.5	2.9	1.5	1.5	1.9
Bulgaria	918	85.9	73.3	94.9	84.1	81.6	88.6	229.8	187.6	140.1	88.7	118.4	134.4
Croatia	960	22.9	18.0	20.3	18.2	24.9	37.1	7.4	10.4	47.6	50.2	54.5	65.8
Faroe Islands	816	2.4	2.9	3.4	3.7	2.8	2.0	0.3	0.0	0.1	2.6
Gibraltar	823	402.4	453.0	373.4	229.3	148.1	202.9	35.4	3.1	1.9	3.5	0.6	6.2
Hungary	944	196.9	240.0	284.5	215.4	234.8	235.9	306.9	277.5	307.2	357.2	364.3	445.8
Kosovo	967	0.4	0.4	0.5	0.7	0.8	0.8	0.0	0.0	0.0	0.0	0.0	0.3
Macedonia, FYR	962	1.8	2.5	2.5	3.4	11.1	13.7	16.2	16.1	12.4	3.9	10.4	11.3
Montenegro	943	0.2	0.7	0.7	0.2	0.8	1.7	0.0	0.0	0.0	0.1
Poland	964	516.3	584.1	628.9	582.8	635.4	710.7	527.0	578.1	713.7	649.4	808.1	953.4
Romania	968	333.5	400.5	364.3	315.9	430.8	446.6	170.5	178.8	164.8	144.3	135.0	214.8
Serbia, Republic of	942	7.5	12.2	6.9	8.7	11.2	34.4	11.6	26.4	32.1	38.6	28.9	18.4
Turkey	186	457.3	505.4	536.6	401.4	467.2	439.3	405.3	690.5	516.5	494.9	585.2	745.9
CIS	901	297.4	446.0	374.5	261.3	217.8	284.6	2,668.2	2,965.8	2,955.9	2,104.2	2,399.1	3,423.4
Armenia	911	4.4	4.7	5.0	3.2	2.8	3.8	0.0	0.0	0.0	0.0	0.0	0.0
Azerbaijan, Rep. of	912	3.5	3.2	5.2	8.2	2.0	3.2	645.9	568.2	607.1	464.0	502.3	779.0
Belarus	913	7.3	14.5	10.5	11.5	5.8	10.0	1.9	0.6	1.3	0.6	1.9	5.9
Georgia	915	7.4	25.3	35.7	28.7	8.5	12.5	5.8	3.0	2.0	0.1	1.2	0.6
Kazakhstan	916	4.0	7.9	6.0	7.3	5.3	8.5	976.0	730.5	1,072.1	628.5	338.9	576.4
Kyrgyz Republic	917	0.6	0.6	0.5	0.2	0.1	0.3	0.1	0.2	0.0	0.1
Moldova	921	6.8	6.2	4.1	3.3	3.3	4.5	7.2	4.8	9.2	1.7	5.9	6.1
Russian Federation	922	233.2	349.1	272.4	174.9	162.8	203.7	610.3	1,326.0	938.7	709.1	1,308.6	1,774.4
Tajikistan	923	0.4	0.5	0.2	2.2	1.0	0.1	0.2	0.0	0.0	0.1
Turkmenistan	925	2.4	4.0	4.3	1.9	2.2	0.7	10.8	5.2	2.7	0.9	1.3	2.9
Ukraine	926	27.6	29.7	29.7	21.8	22.2	35.4	399.4	316.0	316.2	292.5	233.1	271.8
Uzbekistan	927	0.4	0.3	0.6	0.1	0.4	1.1	10.7	11.3	6.5	6.5	5.8	6.2
Europe n.s.	884	5.5	5.0	5.1	3.2	3.5	3.7	0.2	0.1	0.1	0.2	0.2	0.2
Mid East, N Africa, Pak	440	2,024.5	2,705.2	2,467.4	2,261.5	2,286.7	2,333.9	3,664.8	2,665.7	2,786.4	2,132.3	1,626.3	1,980.0
Afghanistan, I.R. of	512	0.5	0.9	0.7	0.3	1.1	1.3	0.0	0.0	0.0	0.1	0.5
Algeria	612	549.9	699.0	784.8	627.2	513.4	335.2	1,027.5	529.4	940.0	629.7	412.9	355.9
Bahrain, Kingdom of	419	5.5	4.8	9.3	34.0	5.9	33.3	0.0	4.6	1.4	0.7	0.3	0.0
Djibouti	611	1.2	1.7	2.1	1.4	18.0	0.4	0.4	0.5	0.0
Egypt	469	112.3	87.4	105.0	114.2	126.5	135.2	185.2	132.3	115.6	100.7	87.0	110.9
Iran, I.R. of	429	16.8	9.8	9.3	22.0	19.7	68.6	9.4	17.4	41.3	29.5	38.0	3.9
Iraq	433	10.1	16.1	13.5	9.8	27.6	27.6	224.2	306.4	177.2	107.4	205.3	330.7
Jordan	439	35.7	52.1	35.2	32.1	37.7	46.0	9.2	3.4	23.7	4.6	12.3	10.1
Kuwait	443	44.7	75.5	31.8	25.4	29.1	23.9	50.6	8.3	30.6	15.5	10.2	76.7
Lebanon	446	38.3	42.3	44.4	44.0	52.7	107.7	0.8	0.8	2.3	4.2	8.4	10.5
Libya	672	27.5	65.8	32.5	21.7	39.2	19.1	515.3	135.9	1.7	9.2	1.4	0.4
Mauritania	682	37.8	35.0	28.0	10.4	10.1	13.7	19.8	10.1	25.9	9.1	6.6	21.6
Morocco	686	591.2	969.8	781.0	752.6	786.2	820.8	201.9	190.6	182.4	179.8	172.0	171.4
Oman	449	59.4	33.9	15.9	22.6	20.2	20.7	1.3	8.0	1.8	10.0	1.2	2.8
Pakistan	564	17.9	18.2	35.7	25.1	33.6	31.4	79.0	121.9	125.8	113.2	112.4	129.9
Qatar	453	16.2	19.0	25.0	19.7	31.7	39.9	82.0	175.3	22.5	21.3	15.4	51.4
Saudi Arabia	456	169.5	200.6	150.1	142.2	134.2	156.0	1,143.6	923.4	1,039.5	802.1	511.1	661.1
Somalia	726	0.0	0.1	0.0	0.5	0.5	0.6	0.0	0.0

Portugal (182)

In Millions of U.S. Dollars

		Exports (FOB)						Imports (CIF)					
		2012	2013	2014	2015	2016	2017	2012	2013	2014	2015	2016	2017
Sudan	732	10.1	9.7	11.7	6.3	8.5	10.4	0.1	0.2	16.5	26.5	0.0
Syrian Arab Republic	463	9.0	5.0	12.1	4.8	10.7	16.1	2.1	5.0	0.8	0.6	1.1	1.1
Tunisia	744	147.9	221.3	170.9	156.0	200.0	243.0	82.8	27.5	16.9	45.1	11.1	21.6
United Arab Emirates	466	121.1	135.1	164.1	188.3	178.9	180.0	29.7	64.9	20.6	22.9	18.6	18.8
West Bank and Gaza	487	0.1	0.8	0.8	0.4	0.4	1.6	0.0	0.0	0.0	0.0	0.3	0.2
Yemen, Republic of	474	1.8	1.5	3.4	0.5	0.8	1.7	0.3	0.2	0.0	0.3
Sub-Saharan Africa	603	5,273.2	5,828.1	5,747.0	3,721.9	2,861.2	3,353.3	4,971.2	6,712.1	4,411.9	2,789.4	1,697.6	1,653.2
Angola	614	3,835.0	4,138.5	4,206.5	2,328.8	1,655.8	2,021.2	2,291.7	3,480.2	2,127.9	1,263.3	898.4	317.5
Benin	638	7.7	12.2	9.0	7.2	10.7	7.4	9.2	3.3	4.5	3.6	1.4	1.3
Botswana	616	0.2	0.9	0.1	0.6	1.0	0.4	0.0	0.0	0.0	0.0
Burkina Faso	748	7.1	10.7	9.9	7.4	9.1	16.7	0.1	4.5	6.8	2.4	1.9	1.6
Burundi	618	2.4	0.6	0.2	0.0	0.1	1.5	0.0
Cabo Verde	624	277.1	268.0	285.3	237.8	286.4	301.5	11.7	15.1	14.7	12.1	12.5	17.5
Cameroon	622	20.3	32.3	36.8	27.1	26.2	33.3	474.7	1,080.3	223.5	259.4	91.1	120.4
Central African Rep.	626	0.2	0.1	0.1	0.1	0.4	0.1	1.2	0.8	0.5	1.7	3.1	1.4
Chad	628	2.3	4.9	4.5	3.7	2.9	1.3	5.4	7.2	5.9	5.7	6.0	7.3
Comoros	632	0.0	0.5	0.0	0.0	0.7	0.4	0.0	0.0	0.0	0.0
Congo, Dem. Rep. of	636	18.5	16.4	19.1	12.0	4.3	4.6	6.7	7.3	7.0	8.3	5.0	5.0
Congo, Republic of	634	21.4	42.9	63.7	51.4	10.2	7.8	13.4	13.8	379.8	260.1	9.6	109.8
Côte d'Ivoire	662	18.2	52.7	25.2	44.7	39.2	75.3	32.4	24.5	36.9	29.6	31.7	31.1
Equatorial Guinea	642	53.9	87.4	72.5	39.7	22.4	14.6	609.4	253.2	285.9	246.3	96.5	448.3
Eritrea	643	0.0	0.0	0.1	0.1	0.2	0.1	0.0
Eswatini, Kingdom of	734	2.7	2.7	2.5	2.9	2.9	2.5	1.1	47.1	1.3	30.3	23.4	10.3
Estonia	939	29.8	38.7	38.0	23.2	25.3	32.7	17.2	26.1	21.4	25.8	27.4	34.2
Ethiopia	644	2.4	7.8	5.3	12.4	10.1	9.5	2.4	3.8	7.7	4.0	5.3	7.8
Gabon	646	8.8	17.2	17.9	7.7	8.7	7.5	2.4	3.4	2.7	48.2	45.5	3.5
Gambia, The	648	8.2	4.7	8.4	6.3	1.8	1.5	0.0	0.1	0.4	0.7
Ghana	652	15.4	29.9	31.7	27.6	42.1	100.9	8.7	349.8	161.9	159.8	62.9	8.4
Guinea	656	12.3	10.5	24.8	31.4	15.2	16.5	0.7	0.7	0.3	0.4	1.2	0.3
Guinea-Bissau	654	92.1	92.7	86.8	81.5	86.9	102.8	0.1	0.2	0.3	0.3	0.3	0.3
Kenya	664	10.2	11.5	12.8	12.1	23.0	19.9	4.8	5.8	6.0	5.5	6.2	5.6
Lesotho	666	0.1	0.1	0.0	0.1	0.0
Liberia	668	1.3	1.4	1.5	3.3	2.8	1.8	1.3	0.4	0.9	0.1	0.1	0.1
Madagascar	674	4.0	4.5	3.1	5.8	7.9	10.1	9.4	26.6	24.6	4.5	8.4	11.9
Malawi	676	35.3	9.6	5.4	3.9	2.0	2.9	14.8	31.9	13.8	25.2	27.0	10.2
Mali	678	3.6	5.4	6.0	4.6	4.9	9.6	0.3	1.2	1.8	6.6	5.8	5.0
Mauritius	684	2.5	3.6	5.3	4.4	5.0	6.0	5.3	5.4	3.9	6.7	13.7	22.9
Mozambique	688	369.0	435.3	420.9	393.7	237.6	204.2	21.0	83.9	45.3	41.8	39.5	47.9
Namibia	728	5.9	6.7	3.2	2.8	2.7	2.5	15.9	19.3	22.8	28.2	28.8	29.6
Niger	692	0.1	0.8	1.0	3.1	1.6	3.4	0.0	0.5
Nigeria	694	116.6	80.8	50.9	48.6	30.4	21.8	1,192.1	991.4	737.2	116.5	10.4	79.4
Rwanda	714	0.6	2.1	1.0	1.2	1.5	5.9	0.0	0.1	0.3	0.0	0.3
São Tomé & Príncipe	716	59.3	66.9	75.0	63.7	71.1	63.6	0.3	0.1	0.2	0.2	0.4	0.5
Senegal	722	66.1	70.5	54.3	48.7	38.5	51.7	18.6	25.7	29.2	22.5	27.3	23.9
Seychelles	718	2.4	2.6	1.5	4.8	3.7	2.4	0.1	0.0	0.0	0.1	0.0	0.3
Sierra Leone	724	4.4	5.3	1.4	1.6	2.1	0.4	0.2	0.3	0.1	0.0	0.5	0.8
South Africa	199	130.6	213.0	163.0	169.8	161.8	202.2	98.8	145.5	159.4	135.3	170.6	248.2
South Sudan, Rep. of	733	0.0	0.2	0.0	0.0
Tanzania	738	3.0	3.4	4.2	5.2	4.2	6.6	27.4	19.9	28.6	28.9	27.7	22.7
Togo	742	46.9	48.9	12.8	6.1	16.6	3.3	2.0	3.3	2.2	2.7	2.2	3.5
Uganda	746	2.3	2.3	2.6	2.9	2.6	4.6	20.2	19.8	18.1	20.5	24.3	31.0
Zambia	754	1.1	17.2	4.1	4.7	2.4	2.5	7.4	10.6	5.5	4.4	3.3	3.0
Zimbabwe	698	2.0	2.7	6.1	0.3	1.9	0.2	59.7	25.2	44.6	3.6	4.5	13.6
Africa n.s.	799	0.0	0.1	0.1	0.3
Western Hemisphere	205	1,904.5	1,971.5	1,994.7	1,486.3	1,376.5	1,903.2	3,008.4	2,007.0	1,988.1	1,931.6	2,267.7	2,619.5
Anguilla	312	0.0	0.1	0.1	0.0	0.0	0.0
Antigua and Barbuda	311	1.1	0.1	0.5	0.6	0.3	0.2	0.1	0.3	0.0	0.1	0.3	0.0
Argentina	213	68.1	118.5	66.8	100.8	90.8	92.8	111.5	92.4	83.7	48.3	111.9	108.9
Aruba	314	0.1	0.2	1.5	1.4	1.8	1.2	24.7	0.0	0.0	0.0
Bahamas, The	313	0.7	0.9	99.4	3.8	2.8	2.5	0.0	0.0	0.0	0.1	0.0	0.0

Portugal (182)

In Millions of U.S. Dollars

		Exports (FOB)						Imports (CIF)					
		2012	2013	2014	2015	2016	2017	2012	2013	2014	2015	2016	2017
Barbados	316	1.3	1.2	2.2	1.8	1.0	2.4	0.0	0.0	3.1	0.0	0.0
Belize	339	0.0	0.4	0.4	0.0	0.0	0.3	13.3	12.1	0.6	0.5	1.2	14.2
Bermuda	319	0.7	0.8	0.4	0.7	0.9	1.3	0.5	0.2	0.2	0.9	0.0	0.0
Bolivia	218	2.7	8.0	12.3	7.8	7.5	8.6	1.3	14.9	1.0	1.2	1.2	1.2
Brazil	223	873.6	982.2	844.7	632.6	595.9	1,079.4	1,749.8	1,101.1	1,156.8	954.1	1,175.4	1,378.7
Chile	228	111.1	102.9	120.4	114.1	120.5	138.9	31.6	42.2	60.4	43.4	58.1	76.6
Colombia	233	35.7	54.0	84.6	65.6	51.5	51.2	362.3	267.8	277.9	310.1	310.4	414.4
Costa Rica	238	5.1	5.6	13.0	8.6	6.9	8.6	43.1	70.3	21.7	31.5	44.8	64.7
Curacao	354	5.4	1.8	1.8	1.7	1.9	0.0	0.0	0.8	0.0
Dominica	321	0.0	0.0	0.1	0.1	0.1	0.0
Dominican Republic	243	19.1	17.2	15.3	18.8	20.8	28.6	2.6	24.5	23.7	9.0	1.8	2.2
Ecuador	248	17.7	28.5	22.2	18.8	10.6	16.1	16.3	21.9	19.2	15.7	20.4	29.1
El Salvador	253	8.9	9.3	14.2	13.0	11.2	14.6	0.8	0.8	0.6	0.7	1.4	5.0
Greenland	326	1.0	0.4	0.7	0.4	0.7	0.4	0.7	2.0	0.7	0.5	0.1
Grenada	328	0.0	0.0	0.0	0.1	0.0	0.0
Guatemala	258	4.2	7.7	9.7	13.1	12.5	14.1	14.7	4.2	4.4	10.1	2.5	21.7
Guyana	336	0.2	0.3	0.3	0.6	0.6	0.6	22.0	31.2	35.9	28.9	51.9	30.6
Haiti	263	0.6	0.6	1.1	0.4	5.0	4.0	0.0	0.0	0.0	0.1	0.0	0.0
Honduras	268	2.6	4.2	6.2	3.3	4.1	5.2	10.2	8.6	8.4	8.9	5.3	8.1
Jamaica	343	1.0	1.9	0.1	1.2	1.0	1.1	0.5	14.8	14.1	7.1	0.0
Mexico	273	252.0	260.8	266.1	219.9	250.6	321.9	194.5	79.3	65.6	163.5	175.2	166.1
Montserrat	351	0.0	0.1
Netherlands Antilles	353	4.1	0.0
Nicaragua	278	1.8	1.6	1.2	1.6	2.3	2.9	1.1	4.4	3.1	10.0	13.0	2.7
Panama	283	13.4	17.8	20.4	20.4	25.2	24.9	4.2	9.5	7.7	8.4	13.6	12.2
Paraguay	288	17.8	18.9	19.1	6.0	5.9	10.2	47.6	59.0	29.3	72.2	99.3	96.7
Peru	293	30.8	37.9	40.2	37.8	35.7	40.3	31.5	25.0	19.7	27.9	25.4	28.3
Sint Maarten	352	0.8	0.4	1.0	0.8	0.5	0.0	0.0
St. Kitts and Nevis	361	0.0	0.0	0.0	0.0	0.1	0.0
St. Lucia	362	0.0	0.0	0.0	0.1	0.1	0.1
St. Vincent & Grens.	364	0.0	0.0	0.1	0.0	0.1	0.1	0.0
Suriname	366	0.6	0.7	1.0	1.0	0.3	0.6	6.1	6.8	11.6	1.1	6.3	2.8
Trinidad and Tobago	369	4.8	4.9	3.6	2.8	1.4	1.8	35.3	16.3	39.3	25.5	19.0	33.7
Uruguay	298	20.5	22.9	50.2	32.2	17.2	10.4	71.7	86.0	73.0	83.7	103.3	92.0
Venezuela, Rep. Bol.	299	402.3	253.2	270.9	149.6	83.3	10.0	234.5	11.0	2.4	67.1	24.3	28.8
Western Hem. n.s.	399	0.5	1.7	3.4	4.3	5.4	5.6	0.5	0.2	0.0	0.1	1.0	0.7
Other Countries n.i.e	910	57.2	46.2	45.2	50.9	55.0	50.8	41.8	43.0	20.8	29.6	52.0	21.2
Cuba	928	57.0	46.2	44.9	50.9	55.0	50.6	41.8	43.0	20.8	29.6	52.0	21.2
Korea, Dem. People's Rep.	954	0.2	0.3	0.0	0.0	0.1	0.1
Special Categories	899	1,506.3	1,481.1	1,409.0	998.3	770.1	1,094.9
Countries & Areas n.s.	898	138.4	143.1	34.0	24.3	30.4	28.7	0.7	52.0	416.9	345.5	262.8	471.5
Memorandum Items													
Africa	605	6,611.3	7,764.6	7,525.3	5,276.3	4,397.9	4,777.3	6,303.3	7,470.0	5,593.5	3,679.9	2,300.7	2,223.8
Middle East	405	668.1	749.6	652.5	681.7	715.3	877.3	2,253.8	1,785.9	1,479.0	1,128.6	910.7	1,279.0
European Union	998	40,589.9	43,525.2	44,715.4	39,633.0	41,302.0	45,556.3	51,828.6	54,569.1	58,604.4	51,213.7	52,902.2	59,439.3
Export earnings: fuel	080	5,777.4	6,355.7	6,351.4	4,044.9	3,068.8	3,291.0	10,091.5	9,885.7	8,777.3	5,812.3	4,808.3	6,108.5
Export earnings: nonfuel	092	52,337.6	56,441.6	57,481.2	51,001.7	52,303.7	58,925.2	62,395.9	65,841.9	69,611.4	61,101.6	63,145.1	71,828.8

Qatar (453)

In Millions of U.S. Dollars

		Exports (FOB)						Imports (CIF)					
		2012	2013	2014	2015	2016	2017	2012	2013	2014	2015	2016	2017
IFS World		132,984.9	136,855.3	131,260.9	77,892.9	57,253.0	67,376.7	25,223.4	27,037.8	30,471.5	32,611.5	32,057.7	29,449.1
World	001	131,937.9	132,495.7	126,286.1	76,177.6	57,707.9	67,498.2	24,422.2	25,746.9	29,380.1	31,629.2	32,292.7	29,913.6
Advanced Economies	110	89,744.6	91,288.9	81,832.4	46,616.7	31,511.2	37,835.2	13,714.9	14,860.1	16,218.4	17,168.9	18,441.3	16,874.9
Euro Area	163	8,426.8	8,375.6	6,358.1	5,491.3	3,465.1	4,257.8	4,949.4	5,376.7	6,136.5	6,895.5	6,896.4	6,079.0
Austria	122	14.0	28.5	33.6	43.1	18.0	15.1	214.4	192.9	182.8	260.1	239.7	192.8
Belgium	124	1,703.1	1,475.4	1,079.7	1,326.9	854.6	680.1	182.3	183.7	246.7	264.8	238.2	272.8
Cyprus	423	27.6	1.4	1.5	9.8	1.1	1.3	7.9	6.1	8.5	8.3	9.3	10.2
Estonia	939	0.0	0.1	0.1	0.2	0.6	2.7	2.6	6.9	4.1	5.7	3.1
Finland	172	24.0	29.2	59.1	62.9	105.3	73.9	61.9	63.3	74.7	65.3	64.8	47.2
France	132	1,534.2	1,795.0	1,217.7	827.6	301.0	422.5	745.3	756.0	928.2	1,245.9	1,031.1	931.3
Germany	134	116.7	287.6	179.6	159.8	280.5	225.7	1,666.9	1,775.2	2,172.7	2,442.5	2,970.4	2,075.6
Greece	174	68.3	39.7	30.8	48.7	20.6	29.5	19.0	48.8	41.4	34.4	42.3	72.6
Ireland	178	10.5	6.4	6.8	4.8	9.9	2.8	92.9	105.1	122.5	158.4	129.8	130.7
Italy	136	263.4	2,577.3	1,826.2	1,603.6	1,104.3	1,363.7	1,222.4	1,539.2	1,491.8	1,451.0	1,290.3	1,329.6
Latvia	941	0.3	0.1	0.3	1.0	1.8	3.5	2.7	3.1	2.5
Lithuania	946	4.9	4.2	6.4	6.6	6.4	10.1	9.5	10.7	5.4	4.2	4.6	6.1
Luxembourg	137	0.0	4.5	20.1	2.6	38.4	4.7	9.5	8.4	25.7	23.5	9.4	10.6
Malta	181	6.6	0.2	1.4	2.5	1.4	0.9	2.4	3.0	4.2	4.1	3.2	3.0
Netherlands	138	124.1	732.6	414.5	549.1	145.9	590.7	361.1	292.9	347.9	440.6	312.8	376.3
Portugal	182	56.5	167.2	162.7	40.5	19.1	85.3	28.5	36.9	59.9	50.8	62.3	64.0
Slovak Republic	936	0.2	1.5	3.8	11.4	1.5	1.3	25.2	35.5	45.8	53.0	41.8	46.5
Slovenia	961	35.1	1.6	0.1	7.3	7.5	5.7	7.9	8.5	17.8	15.3	14.2	17.6
Spain	184	4,437.7	1,223.1	1,314.1	783.6	549.4	743.6	288.5	306.0	349.9	366.4	423.5	486.4
Australia	193	826.1	654.9	541.7	393.7	259.0	292.2	700.0	593.8	521.0	633.2	524.5	525.3
Canada	156	142.4	144.6	20.6	13.7	16.7	10.1	172.6	258.4	188.7	166.1	329.9	164.0
China,P.R.: Hong Kong	532	121.8	11.4	36.9	125.4	74.8	151.1	16.4	17.0	13.6	20.7	20.0	34.3
China,P.R.: Macao	546	0.1	0.8	0.0	0.1
Czech Republic	935	3.1	1.4	9.8	7.9	4.7	4.8	94.5	101.2	129.2	161.7	176.2	183.2
Denmark	128	10.3	9.4	45.4	4.5	15.2	6.4	71.3	74.7	123.5	102.5	83.4	87.0
Iceland	176	0.0	1.4	15.0	0.1	0.3	0.9	0.3	0.4	0.2	0.1
Japan	158	36,890.9	39,875.1	33,221.1	16,032.7	10,935.0	11,573.7	2,060.2	1,910.1	1,954.2	2,134.2	2,140.0	1,582.5
Korea, Republic of	542	24,675.8	24,550.6	24,722.6	13,488.8	8,968.7	10,653.4	3.9	3.4	1.7	0.8	675.2	579.0
New Zealand	196	359.0	465.4	503.0	359.6	139.1	102.5	32.3	25.1	33.6	38.6	26.9	31.5
Norway	142	218.0	1.8	6.0	12.0	16.8	0.8	205.9	167.3	148.9	42.3	28.1	40.7
Singapore	576	7,037.9	6,811.3	7,904.2	3,562.2	3,003.1	6,305.0	131.7	595.0	359.7	137.7	358.6	142.7
Sweden	144	16.0	19.8	22.9	22.1	21.9	15.7	198.7	182.7	274.5	338.8	251.3	319.4
Switzerland	146	30.1	96.4	196.2	170.3	186.8	121.2	1,006.1	858.4	979.9	909.4	859.2	677.6
Taiwan Prov. of China	528	5,283.9	5,659.7	4,331.5	2,529.6	1,844.9	1,869.9	167.1	180.6	207.1	158.2	149.9	149.1
United Kingdom	112	4,571.7	3,848.7	3,375.6	3,472.3	1,875.8	1,588.6	1,137.6	1,349.4	1,661.5	1,853.1	1,315.0	1,391.0
United States	111	1,130.7	761.4	536.0	915.5	683.5	882.2	2,766.9	3,165.4	3,484.5	3,575.7	4,606.5	4,888.4
Emerg. & Dev. Economies	200	42,140.4	41,206.5	44,453.7	29,556.2	25,393.8	28,898.4	10,705.7	10,849.9	13,159.2	14,457.6	13,733.1	12,837.1
Emerg. & Dev. Asia	505	28,150.5	29,317.8	31,976.2	19,095.0	15,744.6	19,398.0	4,517.0	4,833.4	5,883.2	6,503.0	5,936.8	6,210.4
Bangladesh	513	305.0	233.9	287.5	200.8	119.7	203.2	27.4	43.5	42.2	47.7	48.0	57.1
Bhutan	514	1.1	0.3	0.1	1.8	1.3	0.0
Brunei Darussalam	516	0.0	0.7	2.1	1.9	0.6	0.0	0.0
Cambodia	522	0.5	0.2	66.3	1.3	1.4	1.3	3.2	6.9	10.6	16.3	19.3	21.3
China,P.R.: Mainland	924	6,814.1	8,450.7	9,495.9	5,289.8	4,485.8	7,245.0	2,462.8	2,659.6	3,212.1	3,765.2	3,320.2	3,395.8
Fiji	819	0.5	0.6	1.2	1.3	1.0	0.8	0.0	0.2	0.1	0.3	0.4	0.5
F.T. New Caledonia	839	0.1	0.0	10.8
India	534	14,629.8	13,766.9	15,991.6	9,199.1	7,380.7	8,280.5	887.6	895.4	1,168.3	1,215.9	1,196.7	1,580.7
Indonesia	536	1,495.0	1,172.1	1,278.2	612.2	369.1	214.7	147.9	148.1	150.1	188.0	130.9	132.2
Lao People's Dem. Rep.	544	0.0	0.2	0.1
Malaysia	548	1,271.7	922.4	614.6	465.8	665.8	671.7	308.5	320.6	425.1	353.7	248.7	240.8
Maldives	556	0.2	0.2	10.5	0.5	1.1	2.8	0.2	0.1	0.1
Marshall Islands	867	0.5
Mongolia	948	0.1
Myanmar	518	24.1	6.6	4.1	0.5	0.1	1.7	4.5	4.0	4.6	5.4	5.3	9.7
Nauru	836	0.4	0.0	0.0
Nepal	558	11.3	8.0	8.1	2.6	3.2	4.8	1.1	1.0	1.0	0.3
Papua New Guinea	853	1.1	0.0	0.4	3.2	10.4	0.0

Qatar (453)

In Millions of U.S. Dollars

		Exports (FOB)						Imports (CIF)					
		2012	2013	2014	2015	2016	2017	2012	2013	2014	2015	2016	2017
Philippines	566	646.7	994.8	704.7	509.2	306.5	210.4	50.6	54.5	64.9	80.9	71.5	70.8
Sri Lanka	524	116.2	51.8	48.8	32.9	34.6	63.6	16.2	20.9	26.5	31.4	26.6	30.9
Thailand	578	2,630.3	3,514.3	3,332.6	2,624.4	2,191.8	2,335.4	493.6	483.1	523.5	507.7	427.9	401.9
Tonga	866	0.3
Vietnam	582	202.5	194.4	129.8	143.1	176.4	149.7	113.1	195.3	254.1	290.4	277.5	268.2
Asia n.s.	598	163.8
Europe	170	1,253.4	652.3	1,210.5	1,017.8	765.4	1,182.4	768.2	690.9	939.9	1,053.0	1,045.4	1,337.5
Emerg. & Dev. Europe	903	1,227.9	587.6	1,164.2	993.0	723.3	1,159.2	644.4	566.9	789.2	912.8	927.9	1,185.4
Albania	914	2.7	1.4	1.2	1.5	3.0	2.2	2.0	2.0
Bosnia and Herzegovina	963	0.0	0.0	4.3	2.7	1.4	2.5	1.2	0.8	1.8	1.8	1.7	2.0
Bulgaria	918	2.2	5.4	3.1	2.5	1.2	2.7	10.6	15.1	15.8	27.7	18.8	20.8
Croatia	960	5.4	6.2	6.1	5.2	4.6	1.3	24.6	7.9	32.1	17.8	45.9	62.6
Gibraltar	823	77.1	53.6
Hungary	944	5.6	4.3	3.4	2.9	0.2	0.9	138.1	73.9	101.7	121.5	85.1	66.2
Macedonia, FYR	962	3.1	1.9	0.2	2.9	0.5	0.7	1.4	5.4
Poland	964	15.5	20.0	18.6	51.9	324.2	551.8	78.7	88.2	106.2	127.2	133.0	146.3
Romania	968	8.3	20.8	13.7	9.6	9.5	3.2	47.7	59.4	71.9	89.6	97.1	68.6
Serbia, Republic of	942	0.3	0.0	2.9	6.5
Turkey	186	1,187.8	529.0	1,037.7	918.0	379.3	538.7	342.3	319.5	456.0	525.0	539.9	805.1
CIS	901	25.5	42.7	46.2	24.8	42.1	23.2	123.8	124.0	150.8	140.2	117.5	152.1
Armenia	911	0.0	0.0	0.3	0.3	0.3	1.2	0.3	0.5	1.7
Azerbaijan, Rep. of	912	0.8	2.9	0.0	0.6	0.2	0.6	0.1	0.3	0.1	0.5	0.3	2.1
Belarus	913	0.2	2.3	1.3	2.0	1.8	3.2	6.4
Georgia	915	0.4	1.4	1.5	0.4	0.3	1.4	0.5	1.6
Kazakhstan	916	0.4	4.7	0.1	1.6	0.1	1.0	0.0	0.0	0.1
Kyrgyz Republic	917	0.0	0.1
Moldova	921	0.0	0.0	0.1	0.1	0.0	0.6	2.2
Russian Federation	922	13.1	14.7	20.9	10.9	10.4	8.8	104.7	106.2	117.9	101.0	81.8	75.7
Tajikistan	923	0.0	0.0	0.0	0.4
Turkmenistan	925	0.4	3.3	1.3	2.2	0.2	0.3	3.4	0.1
Ukraine	926	10.7	16.9	21.6	10.1	26.3	8.7	16.2	16.4	28.5	37.3	31.1	62.3
Europe n.s.	884	21.9
Mid East, N Africa, Pak	440	9,980.5	8,822.9	8,863.3	7,625.7	7,531.9	7,134.5	4,670.0	4,566.0	5,582.0	5,956.9	5,965.2	4,419.6
Afghanistan, I.R. of	512	0.0	0.0	0.7	2.6	0.6	0.3	0.5	0.3
Algeria	612	55.3	64.3	83.7	52.1	36.6	42.0	2.8	4.9	0.6	1.9	2.0	3.8
Bahrain, Kingdom of	419	164.5	192.6	334.5	186.0	214.0	66.3	442.3	213.9	327.8	289.8	320.3	246.7
Djibouti	611	1.7	0.8	0.2	1.1	3.3	2.5	0.3	2.3	2.6	0.7	0.5
Egypt	469	190.0	45.3	67.5	705.9	1,113.4	1,207.0	279.9	234.3	323.6	361.1	326.0	321.4
Iran, I.R. of	429	13.4	15.2	7.6	4.2	13.5	16.1	37.7	52.1	50.8	105.1	84.4	82.0
Iraq	433	184.3	180.8	167.9	123.1	64.1	64.0	0.7	0.5	0.4	1.0	0.7	37.8
Jordan	439	172.5	208.7	291.7	391.8	225.7	165.0	73.4	89.4	105.0	124.4	133.6	135.8
Kuwait	443	845.6	1,131.1	731.7	428.2	569.4	608.5	198.8	202.7	235.9	198.1	173.8	254.8
Lebanon	446	39.0	34.5	29.2	27.0	26.3	24.1	99.9	114.3	110.2	101.9	90.5	121.8
Libya	672	6.4	13.2	5.6	1.8	1.9	0.4	0.0	0.0
Mauritania	682	0.8	0.4	0.7	0.6	0.6	2.1	0.1	0.0	0.3
Morocco	686	117.9	97.1	58.3	48.9	52.1	45.4	13.1	19.8	20.8	25.6	26.8	45.4
Oman	449	378.8	474.8	378.5	186.5	189.5	513.3	165.8	335.0	385.3	347.9	370.6	751.8
Pakistan	564	392.2	130.9	152.6	338.9	697.2	1,524.6	109.4	104.6	104.5	94.8	86.8	85.3
Saudi Arabia	456	1,344.8	1,049.8	1,061.8	759.1	519.3	252.7	1,213.3	1,206.9	1,390.2	1,405.9	1,384.5	613.2
Somalia	726	0.9	0.7	1.8	0.7	1.2	1.0	3.0	0.3	0.8	0.4	1.0	0.4
Sudan	732	60.0	31.3	39.5	21.8	11.3	13.5	9.2	17.2	11.8	16.2	19.1	26.3
Syrian Arab Republic	463	7.5	0.4	2.4	0.1	0.2	0.1	10.3	9.3
Tunisia	744	27.8	18.1	22.6	25.4	29.7	29.4	9.6	10.8	11.5	17.7	17.7	28.3
United Arab Emirates	466	5,926.7	5,118.9	5,415.1	4,318.0	3,757.0	2,555.3	2,004.9	1,943.8	2,494.3	2,862.1	2,914.3	1,653.2
West Bank and Gaza	487	3.1
Yemen, Republic of	474	50.2	13.7	9.8	2.1	1.8	0.9	5.9	12.7	5.7	2.2	2.4	2.1
Sub-Saharan Africa	603	1,303.9	1,066.0	793.4	686.3	666.2	466.3	73.0	129.9	101.1	109.7	133.9	189.3
Angola	614	12.7	8.7	26.8	37.4	21.0	7.5
Benin	638	0.4	0.1	0.3	0.1	0.3	0.1	0.0
Botswana	616	0.3	0.3	0.6	1.0	0.1

Qatar (453)

In Millions of U.S. Dollars

		Exports (FOB)						Imports (CIF)					
		2012	2013	2014	2015	2016	2017	2012	2013	2014	2015	2016	2017
Burkina Faso	748	0.4	0.1	0.2	0.2	0.8	0.4
Burundi	618	0.0	0.2
Cabo Verde	624	0.3	0.2
Cameroon	622	2.5	2.2	3.5	3.6	2.9	2.6	0.4	0.6	0.8	1.1	0.7	0.6
Chad	628	3.7	0.7	2.8	0.2	0.1	0.1
Comoros	632	15.0	15.9	0.2	0.1	0.0	0.3	0.0
Congo, Dem. Rep. of	636	2.3	1.5	5.4	4.9	4.2	0.3	0.0
Congo, Republic of	634	2.7	1.2	0.0	0.1	0.7	0.1	0.0	0.3	0.0	0.5
Côte d'Ivoire	662	15.1	9.6	4.4	5.8	11.0	2.0	1.3	1.7	1.6	1.4
Eritrea	643	0.4	0.6	0.7	0.1	0.2	0.1	0.0	0.0
Eswatini, Kingdom of	734	0.0	0.7	53.7	0.0	0.0	0.1	0.0	2.4	1.1
Estonia	939	0.0	0.1	0.1	0.2	0.6	2.7	2.6	6.9	4.1	5.7	3.1
Ethiopia	644	5.5	3.3	10.3	30.5	8.5	5.9	0.9	1.0	1.1	1.6	1.9	3.0
Gabon	646	0.4	0.5	0.4	0.4	0.1	0.1	1.3	1.5	0.2	1.1	0.8	0.5
Gambia, The	648	0.1	0.0
Ghana	652	14.3	5.0	9.9	10.7	12.0	11.8	1.5	1.6	2.3	1.3	1.0	0.9
Guinea	656	2.3	11.1	16.0	0.5	4.7	11.2	0.0
Guinea-Bissau	654	0.5	0.8
Kenya	664	41.2	140.2	28.2	61.7	79.6	21.2	4.9	5.0	6.6	7.4	6.6	8.4
Lesotho	666	0.1	0.7	0.2	0.2
Liberia	668	30.8	0.4	0.2	0.1	0.5	0.9	0.0	30.2
Madagascar	674	24.5	46.8	57.8	59.8	53.1	47.2	0.9	1.3	2.1	2.0	1.9	1.8
Malawi	676	2.0	0.4	5.1	5.0	4.1	2.2	0.4	0.2	0.3	0.4
Mali	678	0.4	0.3	1.0	1.2	1.3	0.9	0.0	0.3	0.0	0.1
Mauritius	684	3.0	2.0	1.9	0.9	1.3	1.5	1.3	1.7	1.4	2.0	1.8	1.8
Mozambique	688	4.5	9.5	1.8	1.9	6.1	23.4	0.0	0.1	1.6	6.1	4.3	1.4
Namibia	728	0.2	0.1	0.0	0.1	0.1	0.1	0.2	0.1
Niger	692	0.4	0.1	0.1	0.0	0.2	0.3	0.3	0.2	0.0
Nigeria	694	31.5	35.7	42.1	33.1	54.7	62.0	0.1	1.2	1.9	0.5	0.6	0.7
Rwanda	714	0.0	0.0	0.0	0.3	0.4
Senegal	722	4.8	2.5	9.7	6.4	5.0	4.4	0.0	0.0	0.0	0.1
Seychelles	718	0.1	0.1	0.0	0.0	0.1	0.1
Sierra Leone	724	0.7	0.1	2.0	1.8	1.9	2.1	0.2	0.1	1.7	0.1
South Africa	199	1,068.7	760.9	492.9	381.6	345.4	207.4	57.4	80.2	75.0	78.1	104.3	155.9
Tanzania	738	12.6	9.6	5.5	15.8	11.3	12.4	0.6	1.2	2.6	3.4	4.4	8.5
Togo	742	8.1	1.9	9.1	11.4	11.4	8.7
Uganda	746	7.3	5.5	5.0	4.2	5.3	9.5	0.2	0.3	0.7	1.0	1.5	4.0
Zambia	754	0.7	0.3	2.2	2.5	1.3	1.3	0.1	0.1	0.1	0.0
Zimbabwe	698	2.7	1.1	0.4	0.6	0.3	0.2	0.2	0.2	0.4	0.5	0.3	0.4
Western Hemisphere	205	1,452.0	1,347.6	1,610.3	1,131.5	685.8	717.1	677.5	629.6	653.0	835.1	651.9	680.3
Argentina	213	17.3	314.8	545.0	147.5	159.0	284.3	18.7	13.6	20.5	34.1	33.6	32.0
Bahamas, The	313	14.0	0.0
Bolivia	218	0.2	0.5	0.6	0.3	0.0	0.0	0.1	0.1	0.2	0.3	0.2	0.2
Brazil	223	936.6	419.2	346.5	543.9	304.7	282.0	410.1	363.0	423.8	548.6	394.0	448.8
Chile	228	0.4	65.6	6.4	4.4	10.2	1.2	14.0	14.6	11.6	12.3	11.4	11.0
Colombia	233	4.9	11.1	17.1	5.7	6.2	5.2	1.2	1.1	1.6	2.3	2.3	2.8
Costa Rica	238	1.4	1.7	5.5	13.4	12.2	3.3	4.8	6.8	3.1	4.6
Dominican Republic	243	40.4	2.3	35.6	3.6	1.3	0.8	1.3	1.2	0.6	3.4	1.7	3.7
Ecuador	248	3.9	2.0	9.1	1.9	2.9	1.1	5.6	6.2	5.8	6.5	7.6	7.3
El Salvador	253	0.9	0.0	2.6	0.0	0.4	0.2	0.1	0.1	0.3	0.3	0.3
Guatemala	258	1.8	1.6	2.5	6.1	2.8	4.5	2.6	5.1
Haiti	263	0.2	0.1	0.1
Honduras	268	0.0	0.0	0.3	0.9	0.1	0.6	0.7	0.5	0.8	0.7	0.4
Jamaica	343	1.2	0.5	1.7	1.5	0.6	0.1	0.1	0.0	0.1	0.5
Mexico	273	299.7	482.6	562.8	267.8	52.7	43.3	216.0	214.9	175.8	215.6	189.3	155.8
Nicaragua	278	0.1	0.1	0.3
Panama	283	39.3	0.7	1.8	0.0	1.0	0.6	0.0	0.1
Paraguay	288	1.2	0.9	1.9	1.2	1.0	0.3	0.1	0.0	0.1	0.0	1.3
Peru	293	22.4	35.0	60.2	27.9	19.5	18.4	1.7	1.9	2.3	3.7	3.3	4.1
St. Lucia	362	0.2

Qatar (453)

In Millions of U.S. Dollars

		Exports (FOB)						Imports (CIF)					
		2012	2013	2014	2015	2016	2017	2012	2013	2014	2015	2016	2017
Suriname	366	0.2	0.4	0.2	0.2	0.1	0.8
Trinidad and Tobago	369	1.8	0.2	0.0	0.4	0.2	0.1	0.0
Uruguay	298	26.0	6.6	11.4	124.8	103.8	61.8	1.7	1.1	0.4	1.9	1.7	1.7
Venezuela, Rep. Bol.	299	40.1	3.3	1.6	0.2	5.5	4.1	0.1	0.0
Other Countries n.i.e	910	52.9	0.3	0.0	4.7	3.7	39.2	1.6	2.4	2.5	2.7	3.3	4.0
Cuba	928	0.0	0.3	0.0	0.3	0.3	0.0	1.6	2.4	2.5	2.7	3.1	4.0
Korea, Dem. People's Rep.	954	52.9	4.3	3.4	39.2	0.2
Special Categories	899	22.8	4.3	82.7	197.7
Countries & Areas n.s.	898	776.4	721.1	34.6	32.2
Memorandum Items													
Africa	605	1,568.4	1,278.7	1,000.1	836.8	801.0	602.3	111.1	185.3	149.4	172.3	200.9	293.5
Middle East	405	9,323.8	8,479.2	8,503.3	7,133.7	6,699.2	5,473.6	4,522.6	4,405.6	5,429.1	5,799.5	5,811.4	4,229.8
European Union	998	13,064.9	12,311.7	9,856.8	9,070.3	5,722.4	6,433.2	6,751.2	7,329.2	8,652.9	9,735.3	9,102.3	8,424.2
Export earnings: fuel	080	9,082.9	8,347.8	8,319.0	6,156.3	5,473.5	4,210.9	4,185.6	4,089.8	5,022.2	5,326.8	5,346.6	3,734.8
Export earnings: nonfuel	092	122,855.1	124,147.9	117,967.1	70,021.2	52,234.4	63,287.3	20,236.6	21,657.2	24,357.9	26,302.4	26,946.1	26,178.8

Romania (968)

In Millions of U.S. Dollars

		Exports (FOB)						Imports (CIF)					
		2012	2013	2014	2015	2016	2017	2012	2013	2014	2015	2016	2017
IFS World		57,904.4	65,879.4	69,876.5	60,603.7	63,582.4	70,756.7	70,259.7	73,448.2	77,885.7	69,855.3	74,605.3	85,475.7
World	001	57,867.4	65,854.8	69,724.8	60,594.9	63,534.0	70,758.8	70,224.4	73,498.0	77,747.4	69,823.9	74,560.3	85,478.8
Advanced Economies	110	37,310.6	42,538.4	45,711.5	41,020.5	43,357.3	48,952.9	43,475.1	47,133.9	49,604.0	45,401.1	48,280.2	54,410.3
Euro Area	163	30,016.5	33,729.0	36,374.1	32,618.8	35,018.3	39,667.1	36,168.5	39,355.3	41,723.2	38,313.1	41,108.8	45,907.3
Austria	122	1,322.4	1,563.6	1,654.3	1,540.3	1,515.5	1,653.6	2,888.0	2,916.1	2,918.8	2,690.7	2,656.5	2,841.8
Belgium	124	1,011.4	1,242.5	1,190.6	1,091.8	1,219.5	1,412.3	1,443.4	1,642.8	1,659.1	1,604.8	1,741.1	1,994.5
Cyprus	423	168.1	92.9	76.6	90.1	70.5	67.2	79.5	84.3	79.1	61.5	46.7	42.0
Estonia	939	51.8	79.6	95.9	67.8	75.7	69.5	16.1	15.6	22.1	40.1	118.0	117.2
Finland	172	131.1	156.4	184.8	166.6	167.0	221.5	178.5	198.0	202.8	180.9	152.4	192.0
France	132	4,049.9	4,459.5	4,718.6	4,122.9	4,581.5	4,776.3	3,975.7	4,250.7	4,418.7	3,894.1	4,130.2	4,520.6
Germany	134	10,810.3	12,204.7	13,428.3	11,950.6	13,648.3	16,218.2	12,240.1	13,605.7	14,887.9	13,870.6	15,310.0	17,127.8
Greece	174	699.7	805.0	979.9	797.6	846.7	1,015.3	730.1	801.0	822.7	803.4	878.3	996.8
Ireland	178	110.5	138.3	135.4	155.7	163.8	150.9	465.5	504.9	472.2	417.6	344.5	414.9
Italy	136	6,987.6	7,591.0	8,289.9	7,544.4	7,387.6	7,941.7	7,691.0	8,063.9	8,406.7	7,592.4	7,651.0	8,568.8
Latvia	941	34.0	35.4	32.3	25.3	20.2	26.1	29.6	20.6	21.9	21.3	21.8	25.6
Lithuania	946	55.9	59.2	67.8	65.8	70.4	88.1	69.2	78.7	82.1	78.2	88.6	102.3
Luxembourg	137	12.3	15.9	20.3	21.6	17.4	18.8	89.2	134.6	113.6	77.1	120.8	153.8
Malta	181	36.7	35.2	33.2	36.5	18.6	18.9	35.9	59.7	41.4	39.8	70.9	39.9
Netherlands	138	1,643.8	2,044.1	1,794.4	1,532.8	1,608.0	1,826.2	2,464.5	2,706.9	2,896.2	2,794.8	3,063.5	3,439.9
Portugal	182	198.5	232.5	257.4	230.8	245.1	341.3	305.4	343.9	369.9	310.9	422.8	429.5
Slovak Republic	936	1,047.3	1,120.6	1,236.2	1,067.8	1,111.6	1,208.2	1,376.3	1,679.6	1,732.5	1,580.9	1,746.2	2,021.1
Slovenia	961	221.3	251.3	334.8	355.4	344.2	482.5	417.7	446.4	526.5	469.7	510.0	574.9
Spain	184	1,424.0	1,601.1	1,843.4	1,754.9	1,906.5	2,130.6	1,673.0	1,801.8	2,049.1	1,784.1	2,035.4	2,303.9
Australia	193	33.6	35.5	49.0	56.5	64.5	83.1	23.5	19.3	24.1	27.0	37.1	37.8
Canada	156	145.6	160.0	205.9	83.5	116.5	216.2	94.1	149.8	76.5	65.6	80.4	129.4
China,P.R.: Hong Kong	532	84.7	56.5	64.6	56.1	46.9	72.4	16.4	14.4	13.4	12.7	16.1	16.0
China,P.R.: Macao	546	0.0	0.1	0.1	0.1	0.2	0.3	2.8	2.9	0.9	0.0	0.0	0.0
Czech Republic	935	1,035.1	1,312.6	1,565.8	1,513.8	1,678.9	2,039.5	1,727.4	2,000.9	2,125.8	1,988.6	2,114.7	2,460.1
Denmark	128	257.9	280.8	283.4	246.4	269.8	295.4	313.3	753.2	411.2	296.7	291.2	380.8
Iceland	176	0.9	2.5	2.4	3.0	8.8	8.6	9.7	5.0	2.3	2.6	3.9	1.7
Israel	436	293.0	371.9	408.4	368.8	420.1	418.6	173.7	117.2	117.0	117.1	126.7	150.4
Japan	158	273.3	309.1	280.0	233.9	238.5	264.7	337.1	289.3	305.7	324.5	367.3	390.5
Korea, Republic of	542	481.1	609.9	408.7	460.4	327.2	272.9	506.0	505.0	620.0	536.4	565.1	465.8
New Zealand	196	9.9	3.6	4.6	2.3	2.8	19.0	5.4	4.1	9.1	6.0	4.6	4.8
Norway	142	505.6	796.7	765.7	552.9	243.0	266.7	173.6	195.3	133.6	85.6	46.5	63.0
San Marino	135	36.9	40.6	40.9	26.9	26.3	21.0	19.4	22.2	20.0	14.6	15.0	13.4
Singapore	576	66.1	49.5	40.8	44.3	40.9	40.5	34.7	52.9	32.5	16.1	19.0	24.5
Sweden	144	502.2	600.3	622.7	555.0	601.2	617.8	392.3	426.9	501.5	415.0	421.9	480.1
Switzerland	146	355.8	357.3	394.6	343.5	392.0	455.0	600.1	558.8	639.3	496.4	459.2	519.3
Taiwan Prov.of China	528	29.0	31.1	41.9	48.9	45.5	50.2	163.6	164.3	183.8	192.6	196.2	225.2
United Kingdom	112	2,083.1	2,695.0	2,864.8	2,638.1	2,758.0	2,890.5	1,663.7	1,663.6	1,767.1	1,737.8	1,700.9	1,907.9
United States	111	1,100.3	1,096.3	1,293.1	1,167.3	1,058.0	1,253.4	1,049.7	833.4	896.7	752.7	705.4	1,232.0
Emerg. & Dev. Economies	200	20,531.5	23,291.6	23,967.3	19,484.7	20,147.0	21,776.9	26,712.8	26,328.6	28,115.7	24,372.4	26,254.7	31,039.0
Emerg. & Dev. Asia	505	906.4	1,199.5	1,221.2	1,296.8	1,878.5	1,717.3	3,665.0	3,557.2	3,967.0	3,989.6	4,602.5	5,283.4
American Samoa	859	0.5	0.1	0.0
Bangladesh	513	4.2	13.5	19.6	30.1	3.7	7.1	20.1	16.2	19.4	21.9	25.6	32.7
Bhutan	514	0.0	0.1
Brunei Darussalam	516	0.4	0.3	0.4	0.6	0.3	0.4	0.0	0.0	0.0
Cambodia	522	0.2	0.4	0.4	0.6	0.4	1.2	3.4	23.3	4.3	6.6	7.0	4.6
China,P.R.: Mainland	924	493.4	661.9	753.7	582.4	679.8	833.3	2,676.7	2,620.1	3,124.9	3,203.1	3,806.2	4,285.0
Fiji	819	0.0	0.1	0.1	0.1	0.0	0.0	14.1	0.0
F.T. French Polynesia	887	3.4	3.2	2.9	2.7	3.3	4.8	0.0
F.T. New Caledonia	839	5.3	6.9	7.8	5.7	6.7	6.0	0.0	0.0	0.0	0.0	0.0	0.0
Guam	829	0.0	0.0	0.0	0.0	0.1	0.0	0.0
India	534	272.9	305.4	240.2	228.4	270.8	346.1	467.2	406.3	298.0	267.5	269.6	338.2
Indonesia	536	13.5	15.2	38.9	10.6	35.7	24.6	124.4	99.1	124.8	114.8	107.4	148.9
Lao People's Dem.Rep	544	0.0	0.8	0.7	0.0	1.3	1.0	7.8	0.0	0.0	3.0
Malaysia	548	24.4	24.6	16.7	25.9	23.0	15.8	111.3	109.1	103.9	86.0	95.2	96.3
Maldives	556	0.0	0.0	0.0	0.3	0.0	0.0	0.0	0.0	0.0	0.0
Marshall Islands	867	35.5	32.9	0.0	299.1	578.2	335.2	0.0

Romania (968)

In Millions of U.S. Dollars

		Exports (FOB)						Imports (CIF)					
		2012	2013	2014	2015	2016	2017	2012	2013	2014	2015	2016	2017
Mongolia	948	5.4	6.3	2.5	1.3	2.0	0.5	0.2	0.2	0.1	0.0	0.0	0.1
Myanmar	518	0.1	1.3	4.1	5.2	4.6	1.9	0.5	0.2	0.1	0.7	0.5	3.0
Nepal	558	0.0	0.0	0.1	0.1	0.1	0.6	0.0	0.1	0.1	0.1	0.1	0.1
Papua New Guinea	853	0.1	0.0	0.0	0.1	0.0	0.1	0.1	0.2	0.0
Philippines	566	7.5	20.2	31.2	5.5	8.4	10.2	17.2	18.9	18.6	17.5	20.2	24.5
Sri Lanka	524	1.7	22.7	1.6	2.6	2.5	5.6	6.2	5.7	8.3	7.9	10.0	11.8
Thailand	578	18.9	43.5	52.4	53.3	53.5	62.3	130.8	168.7	175.6	152.0	146.7	168.5
Tonga	866	0.2
Vanuatu	846	4.4	0.2	0.0	0.5	0.3	2.2	0.0
Vietnam	582	15.2	40.0	48.4	41.4	204.3	59.8	103.5	81.4	88.9	97.3	111.0	169.6
Asia n.s.	598	0.0	0.0	0.0	0.0	0.0	0.1	0.0	0.0	0.0	0.0	0.0	0.0
Europe	170	15,100.4	16,384.4	16,670.1	13,219.5	13,264.4	15,056.0	21,530.7	21,195.9	22,661.9	19,016.8	20,190.9	24,199.4
Emerg. & Dev. Europe	903	11,377.6	11,717.4	12,244.9	10,568.6	10,536.0	11,845.6	14,233.4	14,479.7	15,283.8	14,265.5	15,436.6	17,999.7
Albania	914	57.2	51.0	51.7	51.7	63.3	99.9	2.9	4.3	8.0	11.2	29.0	41.1
Bosnia and Herzegovina	963	104.0	110.8	131.4	95.3	85.0	85.6	70.1	76.7	62.8	55.6	58.5	71.2
Bulgaria	918	2,225.6	2,248.3	2,368.8	2,015.9	2,048.2	2,376.9	1,968.5	2,021.2	2,236.7	2,061.5	2,319.1	2,442.0
Croatia	960	152.5	149.7	177.8	180.4	177.3	219.6	112.0	108.9	115.0	133.9	121.7	164.1
Faroe Islands	816	1.0	1.1	0.9	1.3	0.1	0.5	0.7	0.1	0.1	0.0
Gibraltar	823	63.2	94.7	62.2	14.5	33.6	25.2	0.0	0.0	0.2	0.0
Hungary	944	3,097.4	3,258.0	3,548.1	3,258.3	3,305.3	3,324.8	6,351.7	6,063.4	6,086.8	5,548.5	5,597.5	6,379.9
Kosovo	967	31.2	41.1	34.9	30.9	32.1	37.5	6.2	0.7	0.8	0.9	1.3	1.6
Macedonia, FYR	962	116.6	108.2	165.8	183.8	210.6	218.5	53.5	93.0	102.0	116.9	135.7	184.4
Montenegro	943	29.8	25.5	29.0	24.9	22.1	30.6	4.1	1.2	0.7	0.5	0.5	0.9
Poland	964	1,392.0	1,554.7	1,748.8	1,623.6	1,836.8	2,216.3	3,012.6	3,267.3	3,612.5	3,378.7	3,828.2	4,660.1
Serbia, Republic of	942	956.0	695.9	788.1	698.8	709.9	851.0	288.7	359.7	461.6	426.4	517.9	644.2
Turkey	186	3,151.2	3,378.4	3,137.5	2,389.3	2,011.8	2,359.2	2,362.3	2,483.2	2,596.8	2,531.4	2,826.9	3,410.2
CIS	901	3,722.2	4,666.5	4,424.8	2,650.5	2,728.2	3,210.1	7,297.3	6,716.2	7,378.1	4,751.2	4,754.4	6,199.7
Armenia	911	7.2	7.9	7.6	4.3	2.5	3.0	0.6	0.1	0.1	0.0	0.1	0.2
Azerbaijan, Rep. of	912	22.9	43.9	68.1	56.6	44.1	45.4	90.0	51.6	71.0	104.0	123.6	364.9
Belarus	913	27.1	39.2	31.9	28.5	21.3	43.6	98.9	90.3	95.0	61.7	84.2	115.3
Georgia	915	320.6	418.5	328.5	214.1	193.8	189.6	8.7	1.7	4.7	12.1	10.1	12.8
Kazakhstan	916	110.8	52.6	83.7	47.8	64.2	32.2	2,917.6	2,386.0	3,055.9	1,121.6	909.7	1,250.1
Kyrgyz Republic	917	3.3	4.2	4.7	4.6	3.6	3.3	0.6	0.7	0.7	0.5	0.4	0.5
Moldova	921	781.2	949.1	1,095.7	820.9	832.4	1,074.7	453.3	432.7	496.3	532.6	549.6	682.8
Russian Federation	922	1,349.1	1,836.3	1,936.5	1,098.5	1,074.2	1,248.5	3,077.4	3,140.6	3,023.3	2,200.5	2,190.4	2,808.5
Tajikistan	923	0.3	0.4	0.8	0.3	0.3	0.6	0.0	0.0	0.2	0.1
Turkmenistan	925	6.8	14.8	21.5	16.2	27.5	5.3	3.9	3.7	21.9	94.0	104.5	49.7
Ukraine	926	1,078.3	1,284.6	821.0	343.7	445.2	553.5	641.8	607.1	607.5	621.6	780.2	913.2
Uzbekistan	927	14.7	15.0	24.8	14.9	18.9	10.5	4.5	2.0	1.5	2.6	1.2	1.6
Europe n.s.	884	0.5	0.5	0.4	0.3	0.3	0.2	0.0	0.0	0.0	0.1	0.0	0.1
Mid East, N Africa, Pak	440	3,244.9	3,977.0	4,465.7	3,892.3	3,977.8	3,844.9	515.3	573.7	565.3	514.8	716.3	767.7
Afghanistan, I.R. of	512	10.9	12.2	53.2	8.1	3.8	9.3	0.0	0.0	0.0	0.0	0.2	0.1
Algeria	612	485.4	507.4	525.8	457.3	392.5	389.5	1.4	0.9	0.7	0.6	5.0	9.9
Bahrain, Kingdom of	419	4.5	6.3	5.9	2.8	9.1	10.5	0.3	0.6	1.4	0.8	0.9	0.2
Djibouti	611	0.4	0.4	40.7	18.2	49.4	33.4	0.0	0.0	0.0	0.0
Egypt	469	493.9	617.5	786.5	783.5	587.0	516.0	47.3	67.9	101.8	81.5	99.4	129.1
Iran, I.R. of	429	322.4	151.0	109.9	202.2	367.5	495.5	18.0	6.2	6.6	11.7	115.0	52.1
Iraq	433	73.2	87.8	55.1	43.5	64.1	69.5	57.0	53.5	17.1	87.0	67.4	142.9
Jordan	439	132.3	245.3	325.1	276.0	315.6	246.3	3.6	3.6	7.4	1.2	5.4	1.6
Kuwait	443	29.8	35.4	73.5	79.5	42.6	51.7	4.4	5.1	0.4	0.1	2.7	0.0
Lebanon	446	176.9	239.6	418.6	381.4	217.8	279.6	7.8	3.9	3.2	2.1	3.1	2.8
Libya	672	138.6	323.8	261.5	155.1	210.5	165.9	0.0	1.6	29.3	0.2	3.7	4.9
Mauritania	682	1.2	28.8	0.1	6.1	2.1	13.6	0.1	0.5	0.1
Morocco	686	380.1	525.0	464.9	424.1	554.0	615.3	107.2	122.1	148.9	142.8	161.8	184.6
Oman	449	51.9	35.2	40.2	42.6	26.4	31.6	36.3	32.1	22.5	7.8	48.5	9.1
Pakistan	564	20.0	102.1	165.4	22.0	69.3	33.0	28.7	24.7	26.5	21.2	22.4	25.5
Qatar	453	35.7	28.9	46.7	43.1	26.9	25.7	5.1	19.1	14.2	19.3	10.8	3.4
Saudi Arabia	456	347.2	457.8	380.3	416.5	313.0	319.6	37.4	5.6	12.6	13.2	13.1	13.3
Somalia	726	0.0	0.0	0.1	3.9	5.0	0.0
Sudan	732	5.2	8.1	41.6	18.1	55.6	78.3	19.2	0.0	12.7	10.7	9.1	18.6

Romania (968)

In Millions of U.S. Dollars

		Exports (FOB)						Imports (CIF)					
		2012	2013	2014	2015	2016	2017	2012	2013	2014	2015	2016	2017
Syrian Arab Republic	463	92.3	127.5	59.9	41.2	38.2	32.6	2.5	1.6	8.8	8.5	0.8	0.7
Tunisia	744	169.7	123.5	252.2	161.9	158.4	84.7	89.3	86.2	60.6	71.6	109.3	115.4
United Arab Emirates	466	263.5	307.1	352.3	308.0	452.5	317.1	49.8	138.4	90.4	34.4	37.7	53.6
West Bank and Gaza	487	0.2	0.1	0.1	0.3	3.8	2.6	0.0	0.0	0.0
Yemen, Republic of	474	9.7	6.4	6.2	0.7	14.0	18.6	0.0	0.1	0.0	0.0	0.0
Sub-Saharan Africa	603	629.6	595.2	649.0	431.1	406.6	519.6	268.7	193.5	230.7	266.1	193.6	157.9
Angola	614	27.5	23.0	32.2	7.7	1.7	3.9	0.0	0.0	39.9	0.1	0.1
Benin	638	0.6	0.8	1.4	1.1	0.9	2.8	0.0	0.0
Botswana	616	0.0	0.0	0.2	0.0	0.0	0.0	0.0	0.0	0.0
Burkina Faso	748	1.2	7.0	1.1	1.6	1.1	1.2	0.0
Burundi	618	0.0	0.1	0.1	0.0	0.2	0.1	0.2	0.1	0.3	0.1	0.2
Cabo Verde	624	0.1	0.0	0.0	0.3	1.2	0.8	0.2	0.2
Cameroon	622	6.5	5.7	4.2	2.9	4.4	4.2	2.0	0.7	0.5	0.2	0.8	1.4
Central African Rep.	626	0.2	0.1	0.3	0.1	0.1	0.1	0.1	0.1	0.0
Chad	628	0.0	0.1	0.2	0.0	0.1	2.6	0.0
Comoros	632	0.0	0.0	0.1	1.1	0.1	0.0	0.0
Congo, Dem. Rep. of	636	7.3	0.5	0.8	0.6	7.3	7.1	0.5	0.5	0.5	1.0	0.9	0.6
Congo, Republic of	634	14.1	27.2	18.1	10.7	15.2	6.3	0.3	0.0	0.6	0.1	0.6	0.4
Côte d'Ivoire	662	12.2	10.2	7.8	8.7	12.3	8.9	14.3	9.1	11.7	10.9	8.2	15.6
Equatorial Guinea	642	0.2	0.7	1.7	0.2	0.2	0.1	0.1	0.0	0.0	0.0
Eritrea	643	0.1	0.3	0.7	0.8	2.0
Eswatini, Kingdom of	734	0.0	0.0	33.9	23.4	27.8	32.3	9.2	0.0
Estonia	939	51.8	79.6	95.9	67.8	75.7	69.5	16.1	15.6	22.1	40.1	118.0	117.2
Ethiopia	644	1.1	13.4	27.4	24.9	80.4	38.9	4.3	4.0	2.9	1.4	1.6	0.6
Gabon	646	12.4	10.0	13.3	7.3	3.4	4.7	0.0	0.1	0.0	0.4	0.6
Gambia, The	648	0.0	0.1	0.3	0.7	0.7	0.0	0.0
Ghana	652	8.1	6.7	6.4	11.3	7.5	7.2	0.0	0.1	0.0	0.9	0.1	0.2
Guinea	656	2.7	1.1	3.7	1.8	1.3	6.8	28.7	25.0	2.4	0.1	0.5	0.6
Guinea-Bissau	654	0.0	0.0	0.1	0.1	0.7	0.1	0.0
Kenya	664	25.5	22.3	9.5	6.2	5.5	5.0	3.7	2.8	7.4	5.3	4.8	2.5
Liberia	668	140.0	48.9	1.0	0.8	0.4	131.1	0.1	0.4	0.2
Madagascar	674	4.7	2.4	3.9	3.9	4.0	3.1	0.3	0.3	0.3	2.5	2.2	2.0
Malawi	676	0.0	6.6	4.9	0.3	0.0	0.0	4.4	5.1	3.6	3.5	2.7	2.0
Mali	678	3.4	2.6	2.7	5.4	3.7	2.4	0.0	0.0	0.0	0.0
Mauritius	684	0.3	0.3	0.8	1.1	1.5	2.7	2.3	5.0	2.3	0.2	1.5	1.2
Mozambique	688	0.8	5.6	18.9	46.1	1.3	0.1	2.1	3.1	19.5	29.2	26.6	5.9
Namibia	728	0.1	0.3	0.1	0.1	0.2	0.0	0.0	0.1	0.0	0.0	0.0	0.0
Niger	692	0.2	0.4	48.6	0.1	0.2	1.0	0.0	0.0	0.0	0.0	0.0	0.0
Nigeria	694	119.7	35.2	53.1	65.9	36.0	32.1	4.7	3.5	2.3	2.0	1.3	2.0
Rwanda	714	0.1	0.0	0.0	1.9	0.0	0.4	1.3	0.4	0.4	0.7	0.3	0.2
São Tomé & Príncipe	716	0.0	0.2	0.0	0.0
Senegal	722	8.1	12.8	3.4	3.9	4.2	4.9	0.0	0.0	0.0	0.0
Seychelles	718	0.5	0.7	0.6	0.2	0.4	0.4
Sierra Leone	724	3.6	0.9	0.7	0.6	1.1	1.3	31.0	25.5	54.6	60.2	59.3	57.8
South Africa	199	147.1	177.8	245.0	207.1	187.9	234.2	50.6	42.8	44.6	42.8	38.9	41.8
South Sudan, Rep. of	733	0.3	0.0	0.0	0.0
Tanzania	738	1.7	1.4	2.0	3.9	1.7	3.4	4.9	5.5	8.9	9.0	8.7	10.3
Togo	742	76.5	166.1	129.7	1.6	12.6	0.7	0.0	0.0
Uganda	746	1.1	0.9	1.7	0.8	2.1	0.7	7.1	7.1	8.7	7.2	7.5	8.3
Zambia	754	0.8	1.4	2.3	0.2	0.0	0.2	0.1	20.3	0.1	0.0	0.0	0.4
Zimbabwe	698	1.0	1.4	0.1	0.1	1.6	71.6	8.6	31.1	16.0	17.2	3.1
Africa n.s.	799	0.0	0.0	0.1	0.0	0.0
Western Hemisphere	205	650.1	1,135.4	961.3	645.1	619.6	639.2	733.0	808.3	690.9	585.0	551.4	630.5
Antigua and Barbuda	311	0.0	0.0	0.1	0.0	0.0	0.1	0.0	0.0	0.1	0.0	0.0	0.0
Argentina	213	27.7	26.2	41.3	24.6	25.3	34.3	57.7	141.7	150.9	72.8	66.6	106.4
Bahamas, The	313	0.0	0.0	6.5	0.2	0.1	0.0	0.0	0.0
Barbados	316	0.0	0.0	0.0	0.0	0.0	0.0	0.1	0.1	0.1
Belize	339	0.0	0.0	0.0	0.0	0.0	0.0	0.0	4.7
Bolivia	218	0.1	4.2	0.8	0.3	0.6	2.3	1.0	5.4	17.8	9.9	8.7	0.1
Brazil	223	218.4	377.1	357.1	182.4	220.1	204.5	454.7	431.1	304.3	327.5	286.2	331.1

Romania (968)

In Millions of U.S. Dollars

		Exports (FOB)						Imports (CIF)					
		2012	2013	2014	2015	2016	2017	2012	2013	2014	2015	2016	2017
Chile	228	20.0	10.7	22.5	29.6	39.9	45.0	2.5	4.8	12.2	3.9	4.2	4.4
Colombia	233	181.6	142.3	133.2	130.4	120.1	116.3	9.5	10.3	13.2	14.4	14.6	11.4
Costa Rica	238	0.3	0.8	1.0	0.9	2.1	1.1	2.7	1.2	1.4	1.3	1.3	1.7
Curacao	354	0.1	0.0	0.0	0.0	0.0	0.0	0.0	0.0	0.0
Dominican Republic	243	2.4	3.1	1.4	1.6	1.7	1.5	0.3	0.2	0.6	0.3	0.3	0.4
Ecuador	248	20.6	25.0	50.9	9.2	3.6	10.8	7.6	4.0	7.0	5.7	3.8	5.2
El Salvador	253	0.0	0.2	0.2	0.3	0.3	0.0	0.4	0.0	0.1	0.1	0.0	17.2
Falkland Islands	323	0.2	0.0
Greenland	326	0.1	0.0	0.0	0.0	0.3	0.4
Guatemala	258	36.0	20.6	1.2	1.4	2.4	2.1	1.7	0.8	0.6	1.4	3.6	3.5
Guyana	336	0.0	0.0	0.0	0.0	11.4	0.1	0.0	0.0
Haiti	263	0.0	1.8	0.2	0.0	0.1	0.0	0.0	0.0	0.0	0.0	0.0
Honduras	268	0.1	0.0	0.1	0.1	0.0	0.2	1.9	1.0	0.8	0.7	0.9	1.6
Jamaica	343	0.0	0.0	0.0	0.1	0.1	0.0	0.0	25.9	9.6
Mexico	273	88.4	212.3	221.1	185.9	173.0	191.3	180.3	146.6	140.1	122.7	146.9	133.8
Nicaragua	278	5.8	0.2	0.1	0.1	0.1	0.2	0.0	22.5	0.2	0.2	0.2	0.2
Panama	283	1.2	15.2	12.8	62.5	4.0	13.4	0.8	1.7	0.0	0.0	0.2	0.1
Paraguay	288	0.7	0.4	0.8	0.9	0.3	0.6	0.1	0.1	20.0	14.0	0.4	0.3
Peru	293	2.0	6.5	7.5	5.9	4.9	7.1	4.4	2.5	3.0	2.5	1.9	2.4
Sint Maarten	352	0.0	0.0	0.0	0.0	0.0	0.0	0.0	0.1	0.0
St. Kitts and Nevis	361	0.0	0.0	0.0	0.0	0.4
St. Vincent & Grens.	364	0.0	0.1	0.0	0.0	0.1	0.0
Suriname	366	1.7	1.1	0.2	0.1	0.0	0.0	0.0
Trinidad and Tobago	369	0.3	0.9	0.9	1.4	2.8	0.8	0.0	0.0	0.3	0.0	0.1	0.0
Uruguay	298	2.9	8.6	10.0	4.6	4.0	6.4	5.4	4.4	4.9	5.3	10.6	5.9
Venezuela, Rep. Bol.	299	39.4	19.0	4.1	2.5	2.6	0.6	1.9	3.9	2.8	2.2	0.5	0.0
Western Hem. n.s.	399	0.4	258.8	87.3	0.1	0.1	0.1	0.0	0.0	0.0	0.0	0.0
Other Countries n.i.e	910	0.3	0.3	2.4	0.3	6.1	1.8	33.2	1.2	0.6	18.4	19.3	25.5
Cuba	928	0.3	0.3	2.3	0.3	6.1	1.7	33.2	1.2	0.6	18.4	19.3	25.5
Korea, Dem. People's Rep.	954	0.0	0.1	0.0	0.0	0.0	0.0	0.0	0.0	0.0
Special Categories	899	0.0	0.5
Countries & Areas n.s.	898	25.1	24.4	43.5	89.4	23.6	26.7	3.2	34.3	27.1	32.0	6.1	4.0
Memorandum Items													
Africa	605	1,671.6	1,788.2	1,974.3	1,516.9	1,622.4	1,739.4	485.8	403.2	453.6	491.8	478.8	486.2
Middle East	405	2,172.0	2,669.5	2,921.8	2,776.5	2,688.9	2,582.8	269.5	339.3	315.8	267.9	408.6	413.8
European Union	998	40,762.2	45,828.6	49,554.2	44,650.3	47,693.9	53,647.8	51,710.1	55,660.9	58,579.9	53,873.8	57,504.1	64,782.4
Export earnings: fuel	080	3,667.7	4,182.7	4,276.2	3,206.5	3,315.6	3,407.5	6,323.8	5,872.2	6,411.5	3,769.7	3,663.1	4,782.6
Export earnings: nonfuel	092	54,199.8	61,672.2	65,448.6	57,388.4	60,218.4	67,351.3	63,900.6	67,625.8	71,335.9	66,054.2	70,897.2	80,696.2

Russian Federation (922)

In Millions of U.S. Dollars

		Exports (FOB)						Imports (CIF)					
		2012	2013	2014	2015	2016	2017	2012	2013	2014	2015	2016	2017
IFS World		527,433.0	521,836.0	496,807.0	341,465.0	281,681.0	352,975.0	369,347.0	375,395.9	338,664.7	212,247.2	210,839.2	237,991.0
World	001	524,482.7	527,266.4	497,833.7	343,426.7	285,534.2	355,745.5	316,850.4	314,967.0	286,669.1	182,403.5	182,267.6	226,098.2
Advanced Economies	110	306,602.2	320,104.7	301,205.8	197,934.9	154,060.7	186,915.7	173,874.5	172,219.3	154,619.2	92,329.9	91,905.8	112,893.3
Euro Area	163	216,415.2	224,073.2	209,220.3	133,320.5	100,752.2	120,691.4	99,853.1	100,172.6	87,692.6	52,998.3	53,390.6	66,298.2
Austria	122	1,500.1	1,279.5	768.6	1,162.6	1,052.0	1,656.2	3,393.1	3,846.0	3,438.3	2,012.4	1,834.3	2,177.6
Belgium	124	6,802.8	7,726.4	9,226.0	6,348.2	5,740.0	6,798.7	4,491.0	4,034.0	3,573.7	2,092.7	2,268.1	2,920.6
Cyprus	423	2,067.1	1,923.3	609.5	243.9	282.8	306.3	32.7	42.7	43.6	59.2	51.7	8.1
Estonia	939	3,679.2	4,025.3	3,712.8	2,176.1	2,040.9	1,865.5	771.7	788.0	1,613.7	510.8	637.0	758.1
Finland	172	12,009.2	13,308.2	11,380.2	7,093.6	6,529.3	8,607.8	5,003.8	5,395.7	4,570.8	2,667.4	2,478.2	3,690.6
France	132	10,598.1	9,342.7	7,642.9	5,818.7	4,853.1	5,928.7	13,813.2	13,021.5	10,658.6	5,920.8	8,519.5	9,530.1
Germany	134	34,993.4	37,027.3	37,123.6	25,353.0	21,100.7	25,368.8	38,305.5	37,916.7	32,963.5	20,439.3	19,415.4	24,117.9
Greece	174	5,947.6	6,244.6	3,671.8	2,536.0	2,665.3	3,461.8	632.6	611.3	496.1	229.4	213.1	239.4
Ireland	178	283.0	328.8	331.5	271.6	317.0	392.3	1,365.9	1,372.3	1,301.8	831.6	897.4	1,118.5
Italy	136	32,311.7	39,322.8	35,748.7	22,292.6	11,936.6	13,831.5	13,434.9	14,563.3	12,731.2	8,322.6	7,846.4	10,100.2
Latvia	941	8,923.1	10,422.1	12,819.3	7,029.5	4,934.8	4,735.1	711.4	802.8	651.4	388.3	343.4	453.8
Lithuania	946	5,413.3	6,127.1	4,752.3	2,946.5	2,508.9	2,850.7	1,250.4	1,118.4	1,007.2	447.9	414.2	532.2
Luxembourg	137	4.4	13.7	36.4	46.2	43.4	57.4	178.1	204.0	177.5	111.1	138.3	158.9
Malta	181	2,305.3	4,084.5	3,045.5	2,501.4	2,200.4	2,478.4	34.3	51.6	45.0	25.6	29.7	25.6
Netherlands	138	76,889.2	70,126.1	68,013.4	40,825.9	29,257.7	35,645.4	5,978.2	5,837.2	5,287.2	3,095.7	3,010.7	3,894.8
Portugal	182	499.7	650.4	202.4	294.9	656.2	963.4	578.4	691.4	587.0	393.5	395.5	476.5
Slovak Republic	936	6,153.2	5,860.1	5,195.8	3,577.9	2,497.0	3,253.7	3,714.9	3,533.7	2,863.6	1,759.5	1,665.5	2,006.8
Slovenia	961	313.6	233.2	362.6	115.0	182.0	269.9	1,249.7	1,427.4	1,340.0	866.5	807.3	962.7
Spain	184	5,721.4	6,027.1	4,577.1	2,686.8	1,954.0	2,219.7	4,913.4	4,914.6	4,342.5	2,824.3	2,424.9	3,125.8
Australia	193	106.7	72.0	126.7	102.6	63.3	120.7	899.3	815.2	673.0	581.8	469.5	510.3
Canada	156	345.2	471.4	699.6	535.3	419.8	638.9	2,466.4	1,796.0	1,499.8	837.6	719.2	987.1
China,P.R.: Hong Kong	532	1,410.8	3,026.2	1,249.9	776.1	697.6	702.5	88.8	172.2	204.1	192.6	167.7	223.4
China,P.R.: Macao	546	0.0	0.0	1.1	0.1	0.0	3.3	2.3	2.0	2.7	4.2	0.6
Czech Republic	935	4,925.4	5,983.3	5,161.5	3,260.5	2,692.2	3,964.0	5,353.9	5,317.7	4,898.6	2,845.6	2,766.3	3,423.1
Denmark	128	1,841.7	1,480.2	2,902.1	1,943.9	1,400.5	2,908.9	2,042.8	2,178.4	1,604.9	874.5	830.7	924.0
Iceland	176	31.3	16.0	19.3	43.4	31.1	14.4	180.9	195.0	255.6	110.2	20.5	23.4
Israel	436	1,631.1	2,084.8	2,291.4	1,537.7	1,470.2	1,676.6	1,285.7	1,492.9	1,141.7	806.1	719.7	822.9
Japan	158	15,509.0	19,667.5	19,854.5	14,498.9	9,380.6	10,624.0	15,650.2	13,560.5	10,917.5	6,813.1	6,680.4	7,761.6
Korea, Republic of	542	13,853.2	14,867.1	18,276.1	13,501.1	10,027.2	12,434.7	10,956.2	10,305.4	9,012.2	4,559.5	5,117.3	6,926.4
New Zealand	196	8.7	331.7	423.4	403.2	77.7	82.9	211.6	238.1	240.5	111.4	150.1	216.7
Norway	142	910.4	807.8	935.1	751.9	731.9	774.3	1,790.6	1,753.6	1,150.5	626.8	664.9	648.4
San Marino	135	0.0	0.0	1.1	7.4
Singapore	576	1,589.5	1,885.6	5,552.1	2,492.0	1,796.5	3,290.2	413.9	553.0	604.1	516.3	496.0	1,158.0
Sweden	144	6,186.5	4,475.6	4,794.2	2,432.5	2,224.4	1,933.8	3,940.5	3,916.6	3,240.2	1,853.0	1,667.8	2,110.5
Switzerland	146	10,523.9	8,792.5	3,675.0	2,696.3	3,168.3	3,907.4	3,037.9	3,010.7	3,273.7	1,982.0	1,951.5	2,213.9
Taiwan Prov.of China	528	3,321.9	4,443.4	3,909.5	2,626.3	2,706.2	3,395.5	2,004.2	1,915.1	1,674.1	1,315.1	1,610.1	1,925.6
United Kingdom	112	15,028.1	16,449.2	11,474.2	7,475.1	6,952.5	8,777.5	8,191.6	8,106.4	7,809.6	3,722.3	3,431.2	4,047.8
United States	111	12,963.5	11,177.1	10,640.8	9,536.5	9,468.6	10,977.9	15,503.4	16,717.7	18,724.6	11,580.7	11,047.0	12,664.1
Emerg. & Dev. Economies	200	217,468.3	206,848.7	196,383.6	145,259.4	131,145.5	168,360.7	142,913.9	142,710.3	131,973.1	90,017.8	90,314.8	113,165.4
Emerg. & Dev. Asia	505	51,501.5	51,528.4	52,866.1	40,362.6	38,950.4	51,780.2	63,470.2	65,741.3	63,323.7	44,912.7	48,998.1	61,848.4
American Samoa	859	0.7	0.5	0.0	0.0	0.0	0.0	0.0	0.0
Bangladesh	513	323.6	256.3	234.2	869.0	767.3	762.9	425.5	591.4	662.4	578.7	673.9	881.9
Bhutan	514	0.1	0.0	0.0	0.1	0.0	0.1
Brunei Darussalam	516	0.0	0.0	0.0	0.4	0.1	0.1	0.0	0.0	0.0	0.0	0.0	0.0
Cambodia	522	5.9	5.1	3.8	4.5	7.8	5.3	88.8	128.1	128.9	106.2	136.3	161.5
China,P.R.: Mainland	924	35,766.1	35,625.4	37,494.3	28,606.4	28,019.9	38,932.5	51,650.9	53,173.1	50,856.0	34,945.8	38,097.7	48,007.2
Fiji	819	0.0	0.0	9.1	0.0	1.2	1.0	0.0	0.0	0.1	0.0	0.1	0.1
F.T. French Polynesia	887	0.1	0.0	0.0	0.0	0.0	0.0	0.0	0.0
F.T. New Caledonia	839	0.4	0.4	0.3	1.5	3.2	0.4	0.0	0.0	0.0	0.0	0.0	0.0
Guam	829	79.6	0.0	0.0	0.0
India	534	7,566.2	6,982.7	6,341.1	5,568.5	5,311.3	6,456.6	3,040.8	3,091.2	3,172.2	2,257.7	2,397.9	2,905.7
Indonesia	536	1,310.1	1,233.6	918.4	439.6	403.2	794.2	1,571.0	1,727.2	1,647.7	1,522.6	2,211.9	2,484.2
Lao People's Dem.Rep	544	9.9	37.3	37.4	15.7	13.1	11.4	1.5	1.6	1.8	0.8	27.8	5.2
Malaysia	548	275.9	1,280.4	1,838.0	636.0	972.0	601.8	1,470.7	1,405.6	1,458.9	1,314.9	1,204.6	1,545.4
Maldives	556	0.0	4.1	1.2	0.1	0.5	0.5	0.0	0.1	0.6	0.0	0.0	0.0
Marshall Islands	867	0.1	0.3	0.0

Russian Federation (922)

In Millions of U.S. Dollars

		Exports (FOB)						Imports (CIF)					
		2012	2013	2014	2015	2016	2017	2012	2013	2014	2015	2016	2017
Mongolia	948	1,851.4	1,572.1	1,460.4	1,117.3	895.7	1,326.9	64.3	40.9	40.4	44.1	35.9	41.2
Myanmar	518	123.9	78.7	46.8	114.8	239.0	167.3	42.1	35.2	36.2	15.7	19.2	49.4
Nauru	836	3.0	0.0	0.0	0.0	0.0	0.0
Nepal	558	3.9	1.6	0.3	34.5	3.7	11.5	1.3	1.0	0.9	0.6	0.7	1.5
Papua New Guinea	853	0.3	0.2	1.2	2.9	32.3	1.1	8.2	7.3	5.7	5.2	3.0	5.1
Philippines	566	1,183.3	1,323.9	1,059.5	321.3	146.5	196.3	464.0	454.5	378.4	266.2	294.1	406.0
Samoa	862	0.4	0.0	0.0	0.0
Solomon Islands	813	0.0	0.0	0.0	0.0	0.1	0.0
Sri Lanka	524	96.9	330.1	139.5	129.7	80.7	85.0	397.0	402.5	405.7	309.6	282.1	313.6
Thailand	578	1,410.8	1,272.9	1,751.9	562.5	616.9	520.7	1,971.1	2,084.1	2,231.8	1,491.1	1,146.4	1,716.5
Timor-Leste	537	0.1	0.2	0.1	0.0	0.0	0.0	0.0
Tuvalu	869	1.9	0.0	0.0	0.0
Vanuatu	846	134.9	0.0	0.0	0.0	0.0	0.0	0.0
Vietnam	582	1,388.5	1,373.5	1,451.7	1,842.9	1,373.1	1,766.3	2,272.6	2,597.0	2,295.8	2,053.2	2,466.1	3,323.7
Asia n.s.	598	102.7	150.2	76.8	91.1	62.9	2.4	0.1	0.2	0.1	0.1	0.1	0.1
Europe	170	142,263.7	133,440.3	117,703.8	83,955.5	69,620.2	88,198.4	66,192.7	62,032.9	54,516.9	34,152.0	30,909.1	39,312.0
Emerg. & Dev. Europe	903	62,573.1	58,681.7	52,915.2	38,412.3	31,409.2	40,009.0	21,406.4	23,130.8	21,227.2	13,086.0	11,058.1	14,497.5
Albania	914	87.9	50.0	80.8	67.0	57.9	72.6	9.4	12.9	22.5	12.2	10.9	15.4
Bosnia and Herzegovina	963	676.8	694.9	553.6	230.8	57.9	72.8	57.2	59.0	75.6	71.9	76.1	121.0
Bulgaria	918	4,262.4	2,216.7	1,462.6	1,889.0	2,313.0	2,900.4	694.0	702.2	652.4	473.6	480.4	547.1
Croatia	960	364.8	1,338.7	1,523.1	988.5	576.8	798.1	351.8	392.5	422.1	238.0	231.8	263.1
Faroe Islands	816	1.7	9.7	10.1	16.7	44.0	14.1	77.6	111.9	172.9	277.2	280.3	369.7
Gibraltar	823	455.3	469.9	639.2	591.1	220.9	557.8	0.3	0.3	0.1	0.0	0.0	0.0
Hungary	944	6,732.8	6,352.3	5,180.8	3,030.0	2,650.0	3,285.2	3,103.3	3,007.1	2,740.0	1,713.8	1,659.0	2,088.0
Macedonia, FYR	962	24.3	4.2	58.1	59.0	52.6	45.6	68.8	70.8	89.9	83.2	81.9	87.1
Montenegro	943	30.1	17.8	30.0	27.1	16.3	10.7	7.1	9.2	6.2	2.5	5.2	5.8
Poland	964	19,891.5	19,581.8	15,941.7	9,652.9	9,132.7	11,516.2	7,473.6	8,325.6	7,078.8	4,097.1	3,957.6	4,899.3
Romania	968	1,876.6	1,615.5	1,461.1	1,679.2	1,845.6	2,267.7	1,735.9	2,046.6	2,209.8	1,297.5	1,232.1	1,617.7
Serbia, Republic of	942	742.5	854.1	1,019.7	849.6	769.0	926.2	965.4	1,120.1	1,102.2	785.8	886.8	1,112.3
Turkey	186	27,426.5	25,476.1	24,954.4	19,331.5	13,672.5	17,541.5	6,862.0	7,272.8	6,654.7	4,033.3	2,156.2	3,371.1
CIS	901	79,689.1	74,758.1	64,788.6	45,538.0	38,208.7	48,183.2	44,648.5	38,808.0	33,141.3	21,016.1	19,655.9	24,364.8
Armenia	911	915.4	998.0	1,094.0	1,048.2	959.1	1,220.4	300.7	352.4	314.2	196.6	381.8	494.3
Azerbaijan, Rep. of	912	2,845.7	2,942.5	3,373.1	2,287.1	1,507.5	1,937.2	563.6	635.9	635.9	517.2	446.2	691.2
Belarus	913	25,041.1	20,228.3	19,950.9	15,205.7	14,106.7	18,130.7	13,382.9	13,959.3	12,316.2	8,662.0	9,486.7	11,303.7
Georgia	915	688.2	835.9	804.6	768.7	840.0	966.0	98.0	221.1	335.8	217.4	256.6	446.5
Kazakhstan	916	15,526.8	17,632.2	14,112.8	10,686.2	9,451.0	12,071.9	10,042.3	5,886.7	7,396.4	4,767.3	3,627.2	4,854.7
Kyrgyz Republic	917	1,634.1	2,029.4	1,743.2	1,299.1	1,028.2	1,378.4	195.7	110.1	73.8	71.2	176.2	190.2
Moldova	921	1,609.0	1,320.9	1,480.3	1,036.4	912.1	864.8	477.0	417.4	316.1	185.8	248.7	352.6
Tajikistan	923	678.8	724.4	891.0	762.6	661.5	697.6	68.2	37.9	37.3	52.2	26.4	25.2
Turkmenistan	925	1,210.6	1,429.9	1,155.9	913.7	570.6	344.2	183.8	139.4	90.9	73.5	331.2	84.3
Ukraine	926	27,215.2	23,812.6	17,061.8	9,294.9	6,207.1	7,945.5	17,945.5	15,790.9	10,749.3	5,671.2	3,915.6	4,896.8
Uzbekistan	927	2,324.2	2,803.9	3,121.0	2,235.4	1,965.1	2,626.7	1,390.8	1,256.9	875.3	601.8	759.2	1,025.4
Europe n.s.	884	1.4	0.5	5.1	2.4	6.3	137.8	94.0	148.4	49.9	195.1	449.7
Mid East, N Africa, Pak	440	15,487.0	12,340.4	16,890.1	13,725.9	15,345.8	20,349.9	2,419.5	2,752.7	2,596.2	1,941.9	2,149.1	2,284.6
Afghanistan, I.R. of	512	938.3	631.0	952.9	149.9	184.0	205.3	11.3	14.3	12.9	9.1	6.3	2.9
Algeria	612	2,781.6	1,584.8	875.0	1,994.0	3,966.3	4,625.1	3.7	4.8	10.0	5.5	8.2	8.9
Bahrain, Kingdom of	419	8.9	13.0	4.8	4.3	47.3	5.2	4.9	2.8	15.3	7.9	6.5	5.2
Djibouti	611	24.4	0.7	56.1	52.0	56.4	17.1	1.5	0.0
Egypt	469	3,212.2	2,503.4	4,938.7	3,675.2	3,781.0	6,214.7	342.7	442.1	540.0	413.7	373.7	502.8
Iran, I.R. of	429	1,900.4	1,168.6	1,326.9	1,018.9	1,880.9	1,315.8	428.4	432.9	355.1	260.2	302.8	393.0
Iraq	433	285.7	376.9	1,758.5	1,806.9	917.0	1,401.8	0.1	1.7	0.0	0.1	0.0	0.0
Jordan	439	405.7	170.4	529.0	240.5	156.6	134.0	20.8	10.3	13.7	18.9	17.9	23.0
Kuwait	443	80.9	32.4	45.1	405.8	480.0	707.6	2.1	1.5	3.9	0.1	0.1	0.3
Lebanon	446	189.5	512.9	790.2	631.5	527.2	624.3	12.7	17.2	13.7	8.1	11.0	8.9
Libya	672	259.9	386.5	221.6	183.3	73.7	135.2	0.9	0.0	0.0	0.0
Mauritania	682	17.7	15.2	22.1	17.5	24.0	14.6	15.4	16.5	13.4	13.7	10.6	11.9
Morocco	686	1,307.2	860.0	932.8	548.0	724.2	894.9	541.1	565.6	608.2	466.4	567.0	566.2
Oman	449	41.0	56.8	86.1	103.9	118.4	112.0	1.1	2.6	3.0	2.5	2.5	3.3
Pakistan	564	210.0	197.1	146.9	97.7	134.1	263.3	332.2	350.0	310.9	298.3	272.0	279.7
Qatar	453	4.3	18.3	24.1	13.7	24.5	49.8	35.6	23.1	29.1	16.9	34.5	23.5

Russian Federation (922)

In Millions of U.S. Dollars

		Exports (FOB)						Imports (CIF)					
		2012	2013	2014	2015	2016	2017	2012	2013	2014	2015	2016	2017
Saudi Arabia	456	1,088.6	789.1	897.5	770.7	350.9	770.7	270.1	288.6	267.1	155.3	140.9	144.5
Somalia	726	0.9	0.5	0.6	1.5	0.9	1.0	0.0	0.0	0.0	0.0	0.1	0.1
Sudan	732	152.9	127.1	295.1	138.1	231.6	437.9	0.6	1.4	1.2	1.0	0.3	0.8
Syrian Arab Republic	463	625.5	360.2	587.2	307.3	182.3	279.8	30.8	16.2	7.1	5.2	11.0	2.9
Tunisia	744	491.6	224.4	400.8	273.3	355.8	374.3	102.5	137.1	130.1	93.8	110.3	135.6
United Arab Emirates	466	1,225.4	2,093.0	1,736.6	1,080.8	971.0	1,458.8	261.6	423.3	259.5	164.4	272.6	170.8
West Bank and Gaza	487	0.5	0.6	0.9	2.9	1.7	2.7	0.1	0.2	0.6	0.5	0.6	0.4
Yemen, Republic of	474	233.8	217.5	260.4	208.1	156.0	304.1	0.3	0.4	0.5	0.2	0.2	0.0
Sub-Saharan Africa	603	1,409.6	1,481.2	1,630.7	1,920.1	2,202.3	2,086.6	1,511.0	1,592.6	1,510.1	1,349.1	1,288.6	1,405.0
Angola	614	34.9	95.1	58.0	243.9	567.7	119.7	0.1	0.3	0.1	0.0	0.0	0.0
Benin	638	8.8	2.2	7.3	0.9	1.7	9.9	0.0	0.1	0.0	0.0	0.0	0.0
Botswana	616	0.0	17.2	6.7	22.5	21.2	18.2	0.0	0.0	0.0	0.5
Burkina Faso	748	1.8	5.2	2.3	1.9	6.4	17.5	0.1	0.0	0.0	0.0	0.1	0.1
Burundi	618	0.0	4.1	8.7	1.2	6.3	5.6	1.8	1.3	1.6	1.2	1.2	1.4
Cabo Verde	624	0.0	0.0	0.2	0.0	0.0	0.0	0.0	0.0	0.0
Cameroon	622	14.9	18.9	24.9	13.5	46.7	62.5	9.3	7.3	6.2	5.1	3.8	4.2
Central African Rep.	626	0.0	0.0	0.0	0.9	0.1	0.1	0.1	0.0	0.0
Chad	628	14.2	0.1	0.2	0.9	0.4	2.0	0.0	0.0	0.0
Comoros	632	0.1	0.0	0.6	0.2	0.4	0.2	0.7	0.8
Congo, Dem. Rep. of	636	3.1	4.9	22.0	40.4	22.0	18.3	0.4	0.2	0.1	0.1	0.2	0.3
Congo, Republic of	634	1.8	5.7	9.2	14.5	8.0	22.6	2.7	3.7	2.4	0.6	0.2	0.2
Côte d'Ivoire	662	26.3	59.3	47.9	41.0	67.9	54.6	155.4	203.1	230.4	193.0	235.4	180.4
Equatorial Guinea	642	2.3	2.5	2.3	1.9	1.1	0.5	0.0	0.0	0.0
Eritrea	643	0.3	4.4	0.2	2.8	0.0	0.1	0.2	0.0	0.0	0.0
Eswatini, Kingdom of	734	1.2	1.7	1.9	1.0	1.1	0.5
Estonia	939	3,679.2	4,025.3	3,712.8	2,176.1	2,040.9	1,865.5	771.7	788.0	1,613.7	510.8	637.0	758.1
Ethiopia	644	129.5	46.2	43.9	17.7	194.5	61.4	20.4	22.4	33.2	24.2	20.6	27.7
Gabon	646	0.4	0.6	0.7	1.0	0.8	1.0	0.1	0.2	0.1	0.0	28.3	46.7
Gambia, The	648	0.0	1.7	5.6	3.0	0.2	0.0	0.0	0.0	0.0	0.0
Ghana	652	165.6	68.8	60.1	134.9	199.9	135.0	108.0	94.0	102.7	80.5	57.3	75.7
Guinea	656	10.5	3.7	6.0	12.4	9.8	18.0	68.9	0.2	0.2	1.5	1.0	0.1
Guinea-Bissau	654	0.0	0.1	0.1	0.1	0.0	0.1	0.0	0.0	0.0
Kenya	664	126.0	199.2	220.0	166.3	130.1	203.6	133.4	134.6	150.2	170.8	137.5	136.9
Lesotho	666	0.6	0.0	1.4	0.0	0.1	0.2	0.0	0.0	0.0	0.1
Liberia	668	0.8	1.1	1.1	3.4	1.1	0.4	3.0	5.2	2.3	0.5	0.2	4.9
Madagascar	674	0.8	5.2	6.8	0.2	1.7	2.2	6.9	8.7	8.8	7.3	11.0	8.4
Malawi	676	0.0	3.5	17.5	20.9	9.9	9.9	73.6	60.2	73.6	56.6	66.1	65.4
Mali	678	7.7	20.6	6.5	6.2	17.0	94.1	0.0	0.0	0.1	0.1	0.7	6.3
Mauritius	684	0.6	0.4	2.2	1.7	6.2	4.5	20.2	23.1	14.0	6.4	7.2	6.9
Mozambique	688	19.7	78.7	54.7	64.5	41.2	70.9	66.2	52.8	38.0	45.2	33.9	21.4
Namibia	728	1.5	8.5	2.5	54.2	23.1	1.4	3.3	5.2	3.6	1.7	1.0	0.6
Niger	692	0.1	0.1	3.2	0.6	0.2	1.5	0.2	15.6	0.1	38.8	0.0	1.0
Nigeria	694	197.9	267.9	351.6	285.0	379.9	385.9	25.3	31.2	16.5	22.7	14.6	45.0
Rwanda	714	3.6	6.5	50.7	94.2	12.2	20.4	2.7	2.0	2.4	2.7	2.6	2.3
São Tomé & Príncipe	716	0.6	0.0	0.0	0.5	0.0	0.0	0.0	0.0	0.0	0.0	0.0	0.0
Senegal	722	92.1	47.3	88.7	52.3	76.9	254.4	3.2	3.0	7.1	4.1	5.7	6.9
Seychelles	718	2.2	2.4	2.6	6.1	5.6	7.8	1.2	1.8	2.0	1.4	1.4	1.8
Sierra Leone	724	0.9	1.5	3.9	3.1	2.2	1.5	0.1	0.2	0.3	0.2	0.4	0.3
South Africa	199	278.7	286.2	286.0	274.3	196.6	204.7	686.3	782.1	690.5	567.0	521.0	627.9
South Sudan, Rep. of	733	0.1	0.9	0.0
Tanzania	738	60.7	100.0	103.9	91.4	79.2	149.8	52.2	68.2	50.4	47.4	48.5	48.2
Togo	742	52.8	83.2	61.5	170.6	23.2	56.6	6.6	14.9	8.0	0.0	0.0
Uganda	746	141.4	24.7	51.0	48.5	28.3	63.2	11.8	15.1	13.9	16.3	14.8	20.4
Zambia	754	2.2	0.3	3.3	18.6	0.6	0.3	11.0	13.5	15.9	10.0	13.3	11.2
Zimbabwe	698	3.9	4.6	9.1	3.1	8.6	2.5	34.3	19.9	33.0	42.3	58.4	50.6
Africa n.s.	799	0.2	0.2	0.7	0.0	0.0	0.1	0.0	0.0	0.1	0.0
Western Hemisphere	205	6,806.6	8,058.3	7,293.0	5,295.3	5,026.7	5,945.6	9,320.6	10,590.8	10,026.3	7,662.1	6,969.9	8,315.3
Antigua and Barbuda	311	0.1	0.3	0.0	0.0	0.0	0.0	0.0	0.0	0.0	0.0
Argentina	213	307.0	400.1	221.5	122.0	163.0	211.4	1,264.0	1,100.1	1,116.7	824.6	684.2	679.2
Aruba	314	21.6	3.5	0.0	0.0

Russian Federation (922)

In Millions of U.S. Dollars

		Exports (FOB)						Imports (CIF)					
		2012	2013	2014	2015	2016	2017	2012	2013	2014	2015	2016	2017
Bahamas, The	313	5.8	13.4	3.9	72.7	0.4	4.4	2.9	2.0	1.8	0.7	0.3	0.3
Barbados	316	15.3	121.9	0.0	0.0	0.0	0.7	0.3	0.3	0.2	0.2	0.6
Belize	339	24.8	16.3	10.7	20.6	1.6	1.4	0.0	3.6	12.1	0.0	0.0	0.0
Bermuda	319	0.0	0.0	0.0	4.0	0.4	0.5	0.3	0.1	0.1	0.2
Bolivia	218	4.8	4.2	6.8	3.3	2.4	4.9	13.6	10.4	6.1	7.9	6.3	12.1
Brazil	223	2,304.5	1,984.7	2,365.6	1,924.3	1,784.8	2,034.0	3,358.6	3,492.8	3,969.5	2,914.7	2,524.0	3,186.3
Chile	228	29.9	48.8	64.5	59.0	43.5	79.1	497.5	694.9	818.4	686.1	598.4	829.4
Colombia	233	289.6	230.0	236.6	202.3	200.0	426.6	172.5	147.0	140.3	128.9	102.6	114.8
Costa Rica	238	13.1	50.3	126.8	22.5	31.1	30.4	165.0	126.8	162.5	78.4	75.7	110.7
Dominica	321	0.0	0.3	0.8	0.0	0.4	0.4	0.0	0.0	0.0	0.0	0.0	0.0
Dominican Republic	243	16.4	11.4	106.0	79.4	28.8	32.0	21.2	21.1	20.9	12.5	14.9	20.2
Ecuador	248	118.0	193.4	213.7	261.1	188.6	219.1	1,187.8	1,290.1	1,240.8	1,145.6	1,211.4	1,299.8
El Salvador	253	17.3	10.6	12.5	12.0	6.9	15.5	1.1	19.6	1.2	1.6	1.4	3.3
Falkland Islands	323	0.1	7.7	9.6	5.1	0.0	1.8	0.0	0.0	1.1	1.4	0.0	1.0
Greenland	326	0.0	0.0	0.2	1.4	24.9	58.8	75.2	95.6
Grenada	328	0.0	0.1	0.2	0.0	0.0	0.1	0.0	0.0	0.1
Guatemala	258	117.5	85.0	53.2	48.6	37.3	46.9	17.2	42.6	20.3	12.2	16.3	24.1
Guyana	336	1.3	1.3	0.5	0.4	0.7	1.1	0.7	1.6	1.5	2.5	2.4	0.3
Haiti	263	2.4	7.2	6.8	9.6	5.3	7.5	0.2	0.5	0.5	0.2	0.2	0.2
Honduras	268	40.7	50.4	16.3	23.7	20.1	26.6	10.9	9.5	13.0	10.9	13.4	20.8
Jamaica	343	0.4	0.6	1.1	3.9	115.8	41.7	73.5	116.1	85.8	72.4
Mexico	273	492.5	855.4	1,373.8	990.2	1,049.9	1,526.4	1,094.0	1,047.6	783.1	588.9	644.4	955.1
Netherlands Antilles	353	34.3	25.4	0.0
Nicaragua	278	67.4	37.7	30.4	27.1	25.4	33.7	23.2	24.0	21.9	7.8	9.0	16.1
Panama	283	28.4	58.4	49.5	48.8	12.3	18.2	4.2	959.9	6.6	1.6	1.9	6.4
Paraguay	288	14.3	20.9	33.9	13.6	11.4	24.3	848.6	1,118.1	1,153.8	857.3	696.8	625.3
Peru	293	358.8	400.6	439.7	619.0	209.8	262.7	93.1	102.9	111.0	79.6	93.6	112.6
St. Kitts and Nevis	361	2.8	30.4	1.9	1.5	0.2	0.0	0.0	0.1	0.1	0.0	0.0
St. Lucia	362	0.0	0.0	31.0	0.0	0.0	0.0	0.1	0.0
St. Vincent & Grens.	364	0.1	0.0	0.0	0.6	0.1	0.1	0.0	0.0	0.0
Suriname	366	0.5	0.4	0.8	0.1	1.7	2.3	0.1	0.1	0.2	0.1	0.1	0.1
Trinidad and Tobago	369	182.9	756.1	349.0	248.2	728.5	729.3	2.0	0.2	0.9	0.5	0.3	0.8
Uruguay	298	200.7	80.4	59.8	32.1	32.5	30.4	423.0	325.2	318.1	112.8	109.1	126.1
Venezuela, Rep. Bol.	299	1,943.9	2,446.5	1,214.5	382.7	334.3	67.6	0.8	4.1	3.2	2.0	1.8	0.8
Western Hem. n.s.	399	205.9	134.2	283.3	64.7	48.5	39.4	0.8	1.9	1.6	8.1	0.0	0.5
Other Countries n.i.e	910	228.4	260.9	183.3	165.7	281.6	350.9	59.8	36.9	71.8	54.5	43.3	17.6
Cuba	928	170.0	157.5	101.2	87.3	213.6	276.6	49.6	27.6	61.8	48.5	34.5	13.6
Korea, Dem. People's Rep.	954	58.4	103.4	82.2	78.3	68.0	74.3	10.2	9.3	10.0	6.0	8.8	4.0
Countries & Areas n.s.	898	183.8	52.0	61.0	66.7	46.4	118.2	2.1	0.5	5.0	1.3	3.6	21.9
Memorandum Items													
Africa	605	6,185.9	4,293.9	4,213.3	4,944.5	7,561.4	8,450.6	2,175.8	2,318.0	2,272.9	1,929.6	1,985.1	2,128.5
Middle East	405	9,562.5	8,699.7	13,207.7	10,454.0	9,668.4	13,516.5	1,411.2	1,663.1	1,509.5	1,054.1	1,174.3	1,278.6
European Union	998	277,525.1	283,566.7	259,121.7	165,672.1	130,539.9	159,043.3	132,740.5	134,165.7	118,349.0	70,113.7	69,647.5	86,218.8
Export earnings: fuel	080	30,284.3	32,743.8	28,321.0	23,122.8	22,926.8	27,219.7	13,202.7	9,331.1	10,478.1	7,279.3	6,538.3	7,900.0
Export earnings: nonfuel	092	494,198.4	494,522.6	469,512.7	320,304.0	262,607.4	328,525.7	303,647.7	305,636.0	276,191.0	175,124.2	175,729.3	218,198.2

Rwanda (714)

In Millions of U.S. Dollars

		Exports (FOB)						Imports (CIF)					
		2012	2013	2014	2015	2016	2017	2012	2013	2014	2015	2016	2017
IFS World		508.8	605.7	614.1	599.0	610.9	806.2	1,653.7	1,654.7	2,479.7	2,574.2	2,605.0	2,876.0
World	001	531.0	627.3	666.4	428.0	419.0	660.7	1,833.1	1,990.3	1,955.5	1,853.8	1,795.0	1,782.1
Advanced Economies	110	29.7	14.2	112.8	176.1	142.6	201.2	504.5	632.9	496.3	429.5	406.5	385.8
Euro Area	163	10.9	5.5	47.5	47.0	25.9	43.1	230.2	241.9	218.3	222.0	199.4	185.4
Austria	122	0.0	0.0	23.6	7.9	1.8	1.2	0.4	2.6	1.1	1.2	1.6	1.9
Belgium	124	3.6	0.9	7.6	19.5	13.3	20.4	59.6	72.2	55.9	44.3	43.7	38.9
Cyprus	423	0.0	0.0	0.1	0.1	0.1	0.1	0.3	0.6
Estonia	939	0.0	0.1	0.0	0.2	0.1	0.0	0.7	0.1
Finland	172	0.2	0.6	2.1	2.7	22.0	1.6	13.3	7.5	5.8	10.6
France	132	2.9	0.3	7.2	0.5	0.8	1.2	26.7	21.0	34.8	44.5	24.1	23.1
Germany	134	0.4	0.2	4.0	7.9	1.9	6.2	52.9	59.8	54.6	56.0	67.8	50.0
Greece	174	0.0	0.0	0.0	0.0	0.0	0.1	0.2	0.4	0.3	0.5	0.1	0.6
Ireland	178	0.0	0.0	0.1	0.0	0.0	2.8	1.2	0.7	0.9	2.2	7.2
Italy	136	2.2	2.8	2.7	1.4	2.7	1.6	21.2	25.3	22.5	25.8	20.8	17.9
Latvia	941	0.0	0.3	0.0	0.0	1.2	0.7	1.7	0.6
Lithuania	946	0.0	0.0	0.0	4.1	3.2	0.5	1.2	2.2	2.4
Luxembourg	137	0.4	0.0	1.0	8.0	2.2	6.4	1.4	0.7	1.0	0.7	0.5	0.3
Malta	181	0.0	0.2	0.8
Netherlands	138	1.1	0.5	1.2	0.5	0.8	3.0	23.0	47.0	27.1	28.9	21.2	23.2
Portugal	182	0.0	0.0	0.0	0.1	0.5	3.1	1.0	1.5	3.2	3.2
Slovak Republic	936	0.0	0.0	0.0	0.0	0.3	0.0	0.1	1.3	0.0	0.4
Slovenia	961	0.0	0.0	0.0	0.1	0.6	0.6	0.1	0.2	1.0
Spain	184	0.1	0.7	0.1	0.2	0.2	0.2	14.7	3.0	3.6	6.8	3.3	2.8
Australia	193	0.7	0.4	0.5	1.1	1.0	0.8	7.7	20.5	2.5	4.5	0.8	1.1
Canada	156	0.1	0.9	0.1	0.2	0.7	0.3	10.8	6.1	14.5	12.9	8.4	7.2
China,P.R.: Hong Kong	532	1.4	0.1	3.9	18.2	11.7	16.7	27.1	29.9	10.9	9.5
Czech Republic	935	0.1	0.9	0.2	0.7	0.7	0.4	0.6	1.5	1.6
Denmark	128	0.2	0.0	0.2	0.0	15.3	17.2	19.1	4.8	5.9	5.3
Iceland	176	0.0	0.0	0.0	0.1	0.0	0.0	0.2	0.1	0.0	2.4
Israel	436	0.0	0.0	0.1	0.7	0.0	0.0	2.7	7.4	4.9	6.9	6.6	4.7
Japan	158	0.0	0.1	1.8	4.8	1.5	1.4	59.9	186.9	41.1	54.6	57.5	53.6
Korea, Republic of	542	0.1	0.4	0.3	0.9	1.2	1.2	10.1	25.8	21.8	24.5	24.7	14.5
New Zealand	196	0.0	0.0	0.4	0.5	0.1	0.1	0.1	0.6	0.1	0.0
Norway	142	0.4	0.5	0.4	0.4	0.0	0.5	0.8	0.5	5.0	1.8
San Marino	135	0.3
Singapore	576	0.0	0.0	7.8	19.4	20.2	29.7	7.4	4.1	9.8	5.3	5.3	3.2
Sweden	144	0.0	0.1	0.2	0.0	1.0	0.0	29.3	19.1	18.9	10.4	15.0	21.3
Switzerland	146	7.6	0.3	23.2	52.7	54.1	65.4	33.1	15.9	11.4	10.7	9.2	4.6
Taiwan Prov.of China	528	0.1	0.2	0.2	1.1	1.1	1.3	3.7	3.6	1.6
United Kingdom	112	2.5	1.6	5.6	6.5	4.8	8.7	25.1	20.6	85.5	22.9	16.2	20.1
United States	111	6.3	4.4	21.4	23.8	18.5	32.4	44.1	35.0	34.5	44.5	47.2	47.8
Emerg. & Dev. Economies	200	477.2	592.1	540.4	233.6	264.4	459.2	1,327.7	1,356.3	1,458.7	1,422.6	1,387.5	1,395.1
Emerg. & Dev. Asia	505	2.6	0.7	11.6	19.1	14.0	6.7	415.0	473.1	561.3	588.5	552.4	551.1
Bangladesh	513	0.0	0.0	0.0	0.0	0.2	0.4	0.3	0.1	0.3	0.4
Cambodia	522	0.0	0.0	0.0	0.0	0.0	0.0	0.0	0.1	0.0
China,P.R.: Mainland	924	1.9	0.3	8.0	12.8	4.8	3.2	241.4	296.6	365.6	357.6	379.2	363.6
Fiji	819	0.1
Guam	829	0.1	0.0	0.0	0.0	0.0
India	534	0.2	0.2	0.8	0.9	0.7	1.6	151.1	137.8	175.2	181.8	132.2	127.7
Indonesia	536	0.0	0.0	0.0	4.8	4.1	4.0	9.4	8.5	10.7
Malaysia	548	0.4	0.0	2.7	5.2	7.3	1.7	3.3	3.8	4.0	8.0	16.6	25.4
Marshall Islands	867	0.4	0.1	0.0
Nepal	558	0.0	0.0	0.1	0.0	0.0	0.0	0.0
Philippines	566	0.0	0.0	0.0	0.0	0.0	0.2	0.4	0.3	0.2	0.4	0.5
Sri Lanka	524	0.0	0.0	0.0	0.0	0.0	0.0	0.7	0.5	0.3	2.1	0.5	1.1
Thailand	578	0.0	0.1	0.0	0.0	0.8	0.0	8.1	8.6	9.3	18.5	13.6	21.0
Vietnam	582	0.0	0.0	0.0	0.3	0.3	3.6	19.2	0.8	10.8	0.8	0.5
Asia n.s.	598	0.0	0.0	0.0	0.0	1.2	1.4	1.5	0.0	0.2

Rwanda (714)

In Millions of U.S. Dollars

		Exports (FOB)						Imports (CIF)					
		2012	2013	2014	2015	2016	2017	2012	2013	2014	2015	2016	2017
Europe	170	0.2	1.3	0.9	0.5	0.5	2.6	62.9	56.4	73.7	84.7	84.6	94.0
Emerg. & Dev. Europe	903	0.2	1.3	0.9	0.5	0.4	2.4	14.0	20.8	28.4	42.0	50.9	39.4
Bosnia and Herzegovina	963	0.0	0.0	0.0	0.0	0.0	0.0	0.0	0.2
Bulgaria	918	0.0	0.0	0.0	0.3	0.6	1.7	2.3	1.9	1.3
Croatia	960	0.0	0.7	0.4	0.0	0.9
Hungary	944	0.0	0.0	0.0	3.3	0.4	1.6	1.3	0.5	1.4
Macedonia, FYR	962	0.2	0.3	0.0	0.0
Poland	964	0.0	0.0	0.2	0.2	0.4	0.7	2.2	3.2	4.7	3.5
Romania	968	0.1	0.2	0.0	0.0	0.0	0.1	1.0	0.1	0.9
Serbia, Republic of	942	0.0	0.3	0.5	0.2	1.9	1.2
Turkey	186	0.2	1.3	0.9	0.1	0.0	1.8	9.8	18.7	21.6	33.5	41.7	30.1
CIS	901	0.0	0.0	0.0	0.1	0.2	48.9	35.6	45.3	42.6	33.7	54.5
Armenia	911	0.0	0.0	0.1	0.0
Belarus	913	0.0	0.0	0.0	0.4	0.0
Georgia	915	2.0	11.0	1.5	0.5	0.3	0.0
Kyrgyz Republic	917	0.0	0.0	0.0	0.1
Russian Federation	922	0.0	0.0	0.0	0.1	0.2	43.6	18.6	43.0	40.3	31.7	51.6
Ukraine	926	0.0	0.0	3.3	5.9	0.6	1.6	1.3	2.9
Uzbekistan	927	0.0	0.0	0.1	0.0
Europe n.s.	884	0.0	0.0	0.0	0.0	0.0	0.1
Mid East, N Africa, Pak	440	18.8	16.8	15.7	35.1	86.6	253.7	239.5	241.9	211.0	174.3	169.3	167.3
Algeria	612	0.0	0.0	0.0	0.0	0.1	0.0	0.0	0.0
Bahrain, Kingdom of	419	0.1	9.2	0.2	0.6	1.0	0.7	1.9
Djibouti	611	0.0	0.0	0.0	0.0	0.0	0.0	0.0	0.1
Egypt	469	0.0	0.0	0.0	0.2	0.0	0.0	21.5	24.8	23.1	28.1	17.4	23.8
Iran, I.R. of	429	0.0	2.1	4.2	5.6	2.9	2.0	2.9
Jordan	439	0.6	0.4	0.3	0.6	0.8	0.6	0.8
Kuwait	443	0.0	1.4	1.8	0.2	0.0	0.1	0.0
Lebanon	446	0.0	0.0	0.0	0.0	1.7	0.9	5.9	10.2	0.9	0.9
Mauritania	682	0.0	0.1	1.0	1.1	0.1
Morocco	686	0.0	0.0	0.0	0.0	0.0	1.2	0.0	3.9	0.1	1.1	9.2
Oman	449	0.0	0.0	0.0	1.5	0.0	0.9	0.4	0.6	0.8
Pakistan	564	0.0	0.0	0.2	0.0	16.8	28.6	22.5	26.6	28.4	18.6
Qatar	453	0.3	0.1	0.1	0.0	0.0	0.2	3.2	0.0	0.0	1.3	2.0
Saudi Arabia	456	0.1	2.4	0.1	0.2	0.0	33.4	46.7	20.0	9.4	9.5	13.6
Sudan	732	17.1	0.2	0.2	0.7	0.2	0.8	0.1	0.1	0.0	0.1	0.2	0.0
Tunisia	744	0.0	0.0	0.1	0.0	0.0	16.3	0.2	0.5	0.2	1.9	1.7
United Arab Emirates	466	0.6	16.4	13.0	34.0	86.0	252.9	133.6	130.8	126.0	94.6	103.6	91.0
Sub-Saharan Africa	603	455.3	573.1	512.2	178.9	162.9	196.0	583.2	544.7	607.9	554.1	551.8	553.4
Angola	614	0.0	0.0	0.0	0.0	0.0	0.0	0.0	0.0	0.0	1.6
Benin	638	0.0	0.0	0.0	0.1	0.0	0.0	0.0	0.0	0.0	0.0	0.0	0.0
Botswana	616	0.0	0.0	0.0	0.0	0.0	0.0	0.0	0.1	0.2
Burkina Faso	748	0.1	0.0	0.0	0.0	0.0	0.0	0.0	0.0	0.0	0.0	0.0	0.0
Burundi	618	13.6	20.9	19.3	6.7	7.1	3.1	11.4	8.3	6.7	8.7	5.2	3.2
Cameroon	622	0.1	0.0	0.0	0.0	0.1	0.0	0.0	0.0	0.2	0.2	0.1	0.0
Central African Rep.	626	0.0	0.0	0.0	9.6	0.0	0.0	0.0	0.0	0.0	0.0
Chad	628	0.0	0.1	0.0	0.0	0.0	0.0	0.0	0.0	0.0	0.0
Congo, Dem. Rep. of	636	109.3	115.0	153.6	59.8	43.8	62.8	10.4	9.3	10.7	11.0	9.2	9.0
Congo, Republic of	634	0.2	0.2	0.2	0.1	0.0	0.0	0.1	0.1	0.0	0.0	0.0	0.0
Côte d'Ivoire	662	0.0	0.0	0.1	0.0	0.1	0.0	0.0	0.1	0.0	0.1	0.1	0.2
Equatorial Guinea	642	0.5
Eswatini, Kingdom of	734	0.0	0.5	0.0	0.3	1.5	1.1	2.9	3.0	3.6	3.0
Estonia	939	0.0	0.1	0.0	0.2	0.1	0.0	0.7	0.1
Ethiopia	644	2.2	4.2	3.9	2.3	2.5	1.6	0.1	0.2	0.1	0.4	0.8	0.5
Gabon	646	0.2	0.0	0.0	0.0	0.0	0.0	0.0	0.0	0.0	0.0	0.0	0.0
Ghana	652	0.0	0.0	0.0	0.4	0.0	0.7	0.3	0.4	0.1	0.0	0.2	0.0
Guinea	656	0.0	0.0	0.1	0.0	0.0	0.0	0.0	0.0	0.0
Kenya	664	94.8	83.2	74.3	80.2	90.2	99.7	153.8	139.5	180.6	147.5	139.8	127.2
Liberia	668	0.0	0.0	0.0	0.0	0.3	0.2	0.0	0.0	0.2	0.0
Madagascar	674	0.0	0.0	0.0	0.0	0.1	0.1	0.1	0.8	0.2	0.0

Rwanda (714)

In Millions of U.S. Dollars

		Exports (FOB)						Imports (CIF)					
		2012	2013	2014	2015	2016	2017	2012	2013	2014	2015	2016	2017
Malawi	676	0.0	0.0	0.1	0.1	0.9	0.0	0.3	0.0	0.0	0.2	5.5	2.6
Mali	678	0.0	0.0	0.0	0.0	0.0	0.0	0.2	0.1	0.1	0.3	0.4	0.4
Mauritius	684	0.0	0.1	0.0	0.0	6.8	8.0	6.6	6.4	4.4	4.4
Mozambique	688	0.0	0.0	0.0	0.0	0.1	0.0	0.1	0.0	1.7	0.4	2.9
Namibia	728	0.0	0.0	0.1	0.0	0.0	0.0	0.2	0.2
Niger	692	0.0	0.0	0.0	0.0	0.3	0.0	0.0	0.1	0.0	0.0
Nigeria	694	0.1	0.0	0.0	0.8	0.0	0.0	0.2	0.2	0.1	0.2	0.7	1.1
Senegal	722	0.0	0.0	0.0	0.0	0.0	0.0	0.2	0.1	0.4	0.2	0.1	0.0
Seychelles	718	0.0	0.0	0.0	0.1	0.0	0.0	0.0
Sierra Leone	724	0.0	0.0	0.0	0.0	0.0	0.0	0.0	0.0	0.1	0.0	0.0	0.1
South Africa	199	0.7	0.5	0.4	1.9	1.0	1.2	44.4	39.2	45.5	48.8	45.1	58.3
South Sudan, Rep. of	733	0.2	5.3	1.2	0.6	0.0	0.0
Tanzania	738	165.5	260.9	181.5	2.0	2.8	1.3	90.6	94.6	79.8	83.4	95.0	95.2
Togo	742	0.0	0.0	0.1	0.1	0.0	0.0	0.0	0.0	0.1	0.1
Uganda	746	68.4	88.1	78.1	9.2	13.0	24.2	256.9	238.6	266.9	233.1	199.9	196.2
Zambia	754	0.0	0.0	0.0	0.0	0.0	0.0	5.1	3.7	6.1	7.5	39.9	43.8
Zimbabwe	698	0.0	0.0	0.0	0.0	0.0	0.0	0.1	0.6	0.5	0.3	0.5	2.4
Western Hemisphere	205	0.3	0.1	0.0	0.1	0.4	0.2	27.0	40.1	4.9	21.0	29.4	29.3
Argentina	213	0.0	11.0	2.7	0.1	0.3	0.0	4.7
Belize	339	0.0	0.0	0.0	0.3	0.0
Bolivia	218	0.0	0.1	0.0	0.0	0.0	0.0
Brazil	223	0.0	0.0	0.0	12.4	34.6	3.0	6.0	2.2	12.4
Chile	228	0.0	0.1	0.1	0.0	0.0	0.0	0.0
Colombia	233	0.0	0.2	0.0	0.1	0.2	0.3	0.2
Curacao	354	0.1	0.1	0.0
Ecuador	248	0.0	0.0	0.0	0.0	0.1	0.0	0.5	0.0
El Salvador	253	0.0	0.3
Grenada	328	0.3	0.0	0.1
Guatemala	258	0.0	0.7	0.9	0.6	0.1	5.5
Honduras	268	0.0	0.0	0.1	0.0	0.0
Mexico	273	0.1	0.0	0.0	0.8	0.1	0.2	0.1	0.5	0.9
Netherlands Antilles	353	0.3
Panama	283	0.1	0.0	0.0	0.1	0.0
Paraguay	288	1.8	1.4	0.0	0.0
Uruguay	298	0.1	0.0	0.0	1.0	5.1
Western Hem. n.s.	399	0.3	0.3	0.1	0.2	13.3	24.5
Other Countries n.i.e	910	0.0	0.0	0.1	0.1	0.0	0.9	1.0	0.4	1.7	1.1	0.1
Korea, Dem. People's Rep.	954	0.0	0.0	0.1	0.1	0.0	0.9	1.0	0.4	1.7	1.0	0.1
Countries & Areas n.s.	898	24.0	21.0	13.1	18.3	12.0	0.2	0.0	0.0	1.1
Memorandum Items													
Africa	605	472.4	573.4	512.3	174.3	162.0	196.2	600.9	545.2	613.4	554.5	556.1	564.5
Middle East	405	1.7	16.6	15.4	34.3	86.1	252.9	205.0	212.8	183.0	147.3	136.6	137.6
European Union	998	13.4	7.5	53.2	53.8	33.2	52.3	304.7	301.3	348.5	268.9	245.3	241.7
Export earnings: fuel	080	1.6	16.9	15.8	40.3	87.5	253.9	225.6	205.8	196.8	149.1	151.0	167.3
Export earnings: nonfuel	092	529.4	610.4	650.6	387.7	331.5	406.8	1,607.5	1,784.5	1,758.7	1,704.7	1,644.0	1,614.8

Samoa (862)

In Millions of U.S. Dollars

		Exports (FOB)						Imports (CIF)					
		2012	2013	2014	2015	2016	2017	2012	2013	2014	2015	2016	2017
IFS World		12.5	8.7	50.4	52.8	56.2	44.4	308.2	325.7	384.1	333.8	350.5	356.4
World	001	59.0	48.5	53.8	61.0	64.9	48.8	348.3	369.3	390.8	372.4	364.6	358.0
Advanced Economies	110	48.9	36.0	43.5	40.9	34.1	23.3	265.2	289.2	292.8	255.2	242.0	277.3
Euro Area	163	0.1	0.2	0.2	0.3	0.3	0.2	2.5	0.4	3.8	1.5	3.7	5.1
Austria	122	e 0.0	e 0.0	e 0.0	e 0.0	0.0	0.1	0.1	0.0	0.1	0.2
Belgium	124	0.0	0.1	0.0	0.0	0.0	0.0
Finland	172	e 0.0	e 0.0	0.0	0.1	0.0	0.0
France	132	0.0	0.0	0.0	0.0	0.0	2.3	0.2	0.1	2.1
Germany	134	0.1	0.2	0.2	0.2	0.3	0.1	0.5	0.1	0.5	0.7	2.0	1.0
Ireland	178	0.0	0.0	1.1	0.0	0.0	0.0	0.0	0.0
Italy	136	0.0	0.4	0.0	0.4	0.2	0.3	1.2
Netherlands	138	0.1	0.3	0.1	0.5	0.1	0.4	0.3
Slovak Republic	936	e 0.0	0.0	0.1	0.1
Slovenia	961	0.0	0.3	0.1
Spain	184	0.0	0.1	0.0	0.0	0.3	0.2
Australia	193	38.6	28.2	29.5	24.8	20.1	9.5	27.9	26.4	30.7	36.4	36.1	37.4
Canada	156	0.0	0.0	0.0	0.0	0.1	0.1	0.6	0.1
China,P.R.: Hong Kong	532	0.0	0.0	0.5	0.0	0.0	3.5	6.3	3.9	3.7	6.6	13.3
Czech Republic	935	e 0.0	e 0.0	e 0.1	e 0.0	e 0.1	0.0	0.0	0.0
Israel	436	e 0.8	0.0	0.0	0.0	0.0	0.0
Japan	158	0.9	0.3	0.1	2.3	1.7	1.6	16.1	13.5	15.2	19.1	18.2	15.2
Korea, Republic of	542	0.0	0.0	0.0	0.0	0.0	1.0	1.0	1.0	0.6	0.6	6.8
New Zealand	196	7.4	5.5	9.7	8.8	6.7	8.7	83.7	109.6	97.0	96.2	83.7	94.1
Norway	142	e 0.0	e 0.0	e 0.1
Singapore	576	0.0	0.2	1.8	1.0	0.6	0.4	80.1	83.5	96.2	57.6	51.1	59.0
Sweden	144	0.7	0.7	1.3	0.6	0.5	1.0
Switzerland	146	0.0	0.0	0.0	0.0	0.1	0.0	0.1	0.1	0.1
Taiwan Prov.of China	528	0.0	0.0	0.0	0.0	0.0	2.6	2.0	2.6	1.6	2.5	1.6
United Kingdom	112	0.1	0.2	0.1	0.1	0.1	0.1	3.7	0.3	0.3	0.4	1.0	4.0
United States	111	1.7	1.4	1.9	3.1	3.7	2.5	43.3	45.4	40.7	37.3	37.2	39.7
Emerg. & Dev. Economies	200	10.1	12.5	10.3	20.2	30.8	25.5	82.5	79.3	96.7	116.4	121.0	79.4
Emerg. & Dev. Asia	505	8.1	8.1	6.9	15.7	20.1	16.1	78.9	78.0	95.9	114.9	118.8	76.8
American Samoa	859	4.6	5.6	3.2	10.8	14.4	11.8	0.3	0.7	0.4	0.5	0.3	0.8
Bangladesh	513	0.0	0.0	0.0	0.0	0.0	0.1
China,P.R.: Mainland	924	0.0	0.1	0.0	0.8	0.8	0.5	34.2	29.9	49.0	55.0	49.2	32.3
Fiji	819	0.1	0.2	1.5	1.7	1.8	1.8	17.9	21.0	17.4	22.9	22.9	20.7
F.T. French Polynesia	887	1.3	0.2	0.1	0.0	0.0	0.0	0.0	0.2
F.T. New Caledonia	839	0.1	0.0	0.0	0.1	0.0	0.0	0.1	0.0	0.0	0.0
Guam	829	0.4	0.0
India	534	0.0	0.0	0.0	1.1	1.4	1.7	0.9	1.3	1.0
Indonesia	536	0.2	0.1	0.0	0.0	0.1	10.0	5.8	7.2	7.4	6.0	4.1
Malaysia	548	1.1	0.9	0.1	0.1	0.8	0.2	4.4	5.7	5.5	10.7	8.5	3.0
Micronesia	868	0.0	0.1
Myanmar	518	e 0.2	e 0.2	e 12.1
Papua New Guinea	853	0.1	0.3	0.0	0.0	0.0	0.1	1.0	0.4	0.5	0.3	0.3
Philippines	566	0.0	0.0	0.0	0.0	0.0	1.1	1.0	0.8	0.7	1.1	0.4
Solomon Islands	813	0.0	0.1	0.0	0.0	0.0	0.0	0.0	0.1	0.0	0.1	0.0	0.0
Thailand	578	0.0	0.0	0.0	0.1	0.0	6.5	8.6	9.8	10.4	11.5	8.7
Tonga	866	0.0	0.1	0.1	0.0	0.0	0.0	0.2	0.4	0.4	0.2	0.2	0.1
Vanuatu	846	0.0	0.0	0.0	0.0	0.0	0.0	0.0	0.0	0.2	0.0
Vietnam	582	0.2	0.2	0.0	0.0	1.9	0.8	1.5	3.9	3.3	4.7
Asia n.s.	598	0.5	0.3	1.9	2.0	2.1	1.7	1.3	1.1	1.2	1.3	1.8	0.6
Europe	170	0.2	0.0	0.0	0.0	0.0	0.1	0.2	0.2	0.1	0.4	1.1	1.4
Emerg. & Dev. Europe	903	0.2	0.0	0.0	0.0	0.0	0.1	0.2	0.1	0.1	0.4	1.1	1.4
Bosnia and Herzegovina	963	e 0.1
Bulgaria	918	e 0.1	0.0	0.0
Poland	964	e 0.0	e 0.0	e 0.0	e 0.0	e 0.1	0.0	0.0	0.0	0.0
Turkey	186	0.2	0.1	0.1	0.4	1.1	1.3
Europe n.s.	884	0.1

Samoa (862)

In Millions of U.S. Dollars

		Exports (FOB)						Imports (CIF)					
		2012	2013	2014	2015	2016	2017	2012	2013	2014	2015	2016	2017
Mid East, N Africa, Pak	440	0.1	0.1	0.0	1.3	7.5	8.9	0.3	0.2	0.0	0.3	0.2
Afghanistan, I.R. of	512	e 1.2	e 7.4	e 8.6	0.0
Bahrain, Kingdom of	419	e 0.0	e 0.0	e 0.0	e 0.0	e 0.1	e 0.2	e 0.2
Egypt	469	0.1	0.1	0.0
Lebanon	446	e 0.0	e 0.0	0.1	0.0
Pakistan	564	e 0.0	e 0.0	e 0.0	e 0.0	0.0	0.0	0.0	0.1	0.0
United Arab Emirates	466	0.1	0.0	0.3	0.0	0.0	0.0	0.0	0.0
West Bank and Gaza	487	e 0.0	e 0.1	e 0.0	e 0.0	e 0.0
Sub-Saharan Africa	603	0.1	0.2	0.3	0.1	0.1	0.1	1.3	0.7	0.1	0.2	0.1	0.0
Angola	614	e 0.3
Guinea	656	e 0.1	e 0.1	e 0.1
Malawi	676	e 0.1	e 0.0
Niger	692	0.1	0.1	0.1
Senegal	722	e 0.0	e 0.1	0.0
South Africa	199	0.0	1.3	0.0	0.0	0.0
Zambia	754	e 0.0	e 0.0	e 0.6
Western Hemisphere	205	1.7	4.1	3.0	3.1	3.0	0.3	1.8	0.5	0.4	0.8	0.7	1.0
Argentina	213	0.0	0.4
Bahamas, The	313	0.8	0.1
Brazil	223	0.6	0.2	0.2	0.5	0.5	0.9
Chile	228	e 0.0	e 0.0	e 0.1	e 0.1	e 0.2	e 0.1	0.3	0.1	0.0	0.1	0.1	0.1
Colombia	233	e 1.3	e 4.0	e 1.7	e 2.8	e 2.4	0.0	0.0
Costa Rica	238	e 0.0	e 0.0	e 0.4	0.0	0.0	0.0	0.0
Ecuador	248	0.3	0.0	0.1	0.0
Guatemala	258	e 0.4	e 0.1
Jamaica	343	e 0.1	0.0	0.0	0.1	0.0
Mexico	273	0.0	0.0	0.4	0.0	0.1	0.0	0.0	0.0
Peru	293	e 0.0	e 0.0	e 0.0	0.0	0.1	0.0
St. Kitts and Nevis	361	0.1
Other Countries n.i.e	910	0.0	0.0	0.0	0.6	0.7	1.3	0.8	1.6	1.3
Korea, Dem. People's Rep.	954	0.0	0.0	0.0	0.6	0.7	1.3	0.8	1.6	1.3
Countries & Areas n.s.	898	0.0	0.0	0.1	0.0
Memorandum Items													
Africa	605	0.1	0.2	0.3	0.1	0.1	0.1	1.3	0.7	0.1	0.2	0.1	0.0
Middle East	405	0.0	0.1	0.0	0.1	0.1	0.3	0.3	0.2	0.0	0.2	0.2
European Union	998	0.4	0.4	0.4	0.3	0.4	0.5	6.9	1.4	5.4	2.5	5.3	10.1
Export earnings: fuel	080	1.6	4.0	2.0	2.9	2.5	0.3	0.2	0.0	0.1	0.1	0.2	0.2
Export earnings: nonfuel	092	57.4	44.4	51.8	58.1	62.4	48.6	348.1	369.3	390.7	372.3	364.4	357.8

San Marino (135)

In Millions of U.S. Dollars

		Exports (FOB)						Imports (CIF)					
		2012	2013	2014	2015	2016	2017	2012	2013	2014	2015	2016	2017
IFS World	
World	001	91.5	87.3	112.1	97.4	148.0	129.0	352.5	333.9	327.0	289.5	285.6	320.1
Advanced Economies	110	53.0	50.6	67.8	60.1	95.1	65.3	289.0	259.7	249.2	233.3	219.0	244.5
Euro Area	163	44.1	44.5	56.4	46.3	53.3	51.0	278.5	243.4	235.5	216.6	197.1	219.5
Austria	122	e 13.8	e 13.2	e 14.5	e 14.7	e 15.9	e 10.2	e 11.3	e 12.6	e 10.7	e 11.8	e 10.9	e 11.4
Belgium	124	e 2.1	e 0.5	e 0.8	e 0.2	e 0.7	e 0.3	e 11.5	e 9.0	e 9.2	e 16.0	e 20.7	e 19.5
Cyprus	423	e 0.0	e 0.0	e 0.1	e 0.2	e 0.2	e 0.1	e 0.0	e 0.0	e 0.0
Estonia	939	e 0.0	e 0.2	e 0.2	e 0.0	e 0.1	e 0.1	e 0.2	e 0.1	e 0.2	e 0.1	e 0.1	e 0.1
Finland	172	e 0.7	e 0.7	e 3.6	e 0.4	e 0.5	e 0.6	e 4.6	e 3.8	e 2.2	e 2.1	e 1.0	e 1.2
France	132	e 6.1	e 7.5	e 8.2	e 7.3	e 8.5	e 10.9	e 23.0	e 28.5	e 30.6	e 22.5	e 25.1	e 22.3
Germany	134	e 8.5	e 9.9	e 11.0	e 8.7	e 12.2	e 12.2	e 43.0	e 36.9	e 48.8	e 49.6	e 46.4	e 52.5
Greece	174	e 0.8	e 2.2	e 2.3	e 4.0	e 2.5	e 3.4	e 2.6	e 1.4	e 0.9	e 2.2	e 1.3	e 6.9
Ireland	178	e 0.0	e 0.1	e 0.1	e 0.0	e 0.0	e 0.1	e 0.1	e 0.1	e 0.0	e 0.1	e 0.1	e 0.2
Italy	136	e 88.0	e 68.8	e 55.4	e 46.2	e 34.0	e 42.3
Latvia	941	e 0.1	e 0.2	e 0.4	e 0.1	e 0.1	e 0.2	e 0.0	e 0.0	e 0.0	e 0.0	e 0.0	e 0.0
Lithuania	946	e 0.1	e 0.1	e 0.1	e 0.1	e 0.1	e 0.2	e 0.2	e 0.2	e 0.0	e 0.0	e 0.1	e 0.0
Malta	181	e 1.8	e 0.1	e 0.1	e 0.6	e 0.7	e 0.5	e 0.0	e 0.0
Netherlands	138	e 1.6	e 1.9	e 2.0	e 2.0	e 3.0	e 2.7	e 58.5	e 49.6	e 44.9	e 31.1	e 20.2	e 19.2
Portugal	182	e 0.4	e 0.4	e 0.5	e 0.5	e 0.5	e 1.0	e 2.2	e 0.8	e 0.4	e 0.3	e 0.9	e 1.2
Slovak Republic	936	e 0.3	e 0.2	e 0.2	e 0.2	e 0.2	e 0.2	e 13.1	e 10.9	e 11.9	e 10.2	e 8.6	e 11.7
Slovenia	961	e 4.0	e 2.9	e 2.4	e 2.8	e 3.0	e 2.9	e 9.4	e 10.4	e 9.2	e 10.3	e 9.4	e 11.1
Spain	184	e 3.6	e 4.4	e 9.8	e 4.3	e 5.1	e 5.4	e 10.7	e 10.1	e 11.1	e 14.0	e 18.3	e 19.9
China,P.R.: Hong Kong	532	e 0.1	e 0.2	e 1.1	e 0.9	e 1.1
Czech Republic	935	e 0.2	e 0.3	e 0.2	e 0.2	e 0.2	e 0.2	e 1.5	e 1.5	e 2.2	e 1.5	e 1.2	e 1.6
Denmark	128	e 0.8	e 0.9	e 0.9	e 1.2	e 0.6	e 0.3	e 1.4	e 3.9	e 1.5	e 2.7	e 2.3	e 0.9
Israel	436	e 0.0	e 0.1
Korea, Republic of	542	e 0.2	e 0.5	e 0.1	e 0.2
Norway	142	e 0.1	e 0.3	e 3.9	e 3.0
Sweden	144	e 0.8	e 0.7	e 0.4	e 1.0	e 0.8	e 0.7	e 2.2	e 2.8	e 3.1	e 3.4	e 4.9	e 6.1
Switzerland	146	e 33.7	e 1.6	e 3.4	e 2.4
United Kingdom	112	e 7.0	e 4.2	e 9.9	e 11.4	e 5.6	e 6.0	e 5.3	e 8.2	e 7.0	e 8.2	e 5.0	e 7.8
United States	111	e 0.2	e 3.5	e 1.0	e 2.0
Emerg. & Dev. Economies	200	38.5	36.7	44.3	37.3	52.9	63.8	63.6	74.2	77.8	56.2	66.6	75.5
Emerg. & Dev. Asia	505	0.1	0.1	0.2	0.1	2.9	4.7	0.0	0.0	0.0	0.0	1.7	6.3
Bangladesh	513	e 0.5
Cambodia	522	e 0.1	e 0.1
China,P.R.: Mainland	924	e 1.0	e 3.0	e 1.6	e 5.9
India	534	e 0.1	e 0.5	e 0.1	e 0.2
Indonesia	536	e 0.1	e 0.1	e 0.0	e 0.2
Philippines	566	e 1.5	e 0.0	e 0.0
Sri Lanka	524	e 0.3	e 0.3
Thailand	578	e 0.1	e 0.1	e 0.1	e 0.0	e 0.0	e 0.2	e 0.0	e 0.0	e 0.0	e 0.0	e 0.0	e 0.0
Europe	170	27.3	29.0	26.2	22.3	31.9	36.3	63.4	74.0	77.5	56.0	64.7	68.7
Emerg. & Dev. Europe	903	27.2	28.9	25.9	20.5	24.0	22.9	63.4	74.0	77.5	56.0	64.4	55.0
Albania	914	e 0.3	e 0.5	e 0.3	e 0.3	e 0.2	e 0.2	e 0.4
Bosnia and Herzegovina	963	e 0.8	e 0.6	e 0.9	e 0.5	e 0.5	e 0.2	e 1.5	e 1.7	e 0.5	e 0.1	e 0.1	e 0.2
Bulgaria	918	e 0.3	e 0.3	e 0.7	e 0.9	e 0.4	e 0.5	e 0.0	e 0.1	e 0.0	e 0.0	e 0.5	e 0.8
Croatia	960	e 1.3	e 0.5	e 0.1	e 0.3	e 0.4	e 0.8	e 0.1	e 0.1	e 0.0	e 0.0	e 0.0	e 0.0
Hungary	944	e 0.5	e 0.4	e 0.3	e 0.4	e 0.5	e 0.6	e 0.2	e 0.1	e 0.5	e 0.0	e 0.1	e 0.2
Kosovo	967	e 0.1	e 0.1
Macedonia, FYR	962	e 0.0	e 0.0	e 0.0	e 0.0	e 0.0	e 0.0	e 0.2	e 0.3	e 0.0
Poland	964	e 5.8	e 5.8	e 4.4	e 4.0	e 5.7	e 6.4	e 22.5	e 28.7	e 32.9	e 27.1	e 35.9	e 30.7
Romania	968	e 18.3	e 21.0	e 18.9	e 13.8	e 14.2	e 12.6	e 39.1	e 43.0	e 43.3	e 28.5	e 27.8	e 22.2
Serbia, Republic of	942	e 0.1	e 0.1	e 0.2	e 0.3	e 0.2	e 0.1	e 0.0	e 0.1	e 0.0	e 0.0	e 0.2
Turkey	186	e 1.6	e 1.3	e 0.1	e 0.2
CIS	901	0.1	0.1	0.2	1.8	7.9	13.4	0.0	0.0	0.0	0.4	13.7
Azerbaijan, Rep. of	912	e 0.2	e 0.4
Belarus	913	e 4.9	e 3.4	e 0.0	e 0.0
Georgia	915	e 0.2	e 0.1
Kazakhstan	916	e 1.6	e 0.9	e 1.0

San Marino (135)

In Millions of U.S. Dollars

		Exports (FOB)						Imports (CIF)					
		2012	2013	2014	2015	2016	2017	2012	2013	2014	2015	2016	2017
Kyrgyz Republic	917	e 0.2	e 0.1	e 0.0	e 0.1
Moldova	921	e 0.1	e 0.1	e 0.1	e 0.1	e 0.5	e 0.8	e 0.0	e 0.0	e 0.0	e 12.3
Russian Federation	922	e 1.0	e 7.0	e 0.0	e 0.0
Ukraine	926	e 0.2	e 0.6	e 0.4	e 1.5
Mid East, N Africa, Pak	440	10.6	6.6	15.6	12.6	13.5	10.5	0.0	0.0	0.0	0.0
Algeria	612	e 0.5
Bahrain, Kingdom of	419	e 0.0	e 0.0	e 0.0	e 0.1	e 0.0	e 0.1
Iran, I.R. of	429	e 0.1	e 0.1	e 0.2	e 0.1	e 0.1	e 0.1
Kuwait	443	e 0.5	e 0.5	e 0.5	e 0.4	e 0.3	e 0.4
Lebanon	446	e 2.1	e 2.6	e 3.4	e 2.9	e 3.3	e 3.3	e 0.0
Pakistan	564	e 0.0	e 0.4	e 0.3	e 0.4	e 0.8	e 0.0	e 0.0	e 0.0
Saudi Arabia	456	e 5.2	e 0.8	e 8.3	e 5.8	e 6.2	e 2.6
United Arab Emirates	466	e 2.6	e 2.6	e 2.8	e 2.9	e 3.1	e 2.9
Sub-Saharan Africa	603	0.0	0.0	0.3	0.0	0.1	0.2	0.0	0.0	0.1	0.0	0.0	0.0
Estonia	939	e 0.0	e 0.2	e 0.2	e 0.0	e 0.1	e 0.1	e 0.2	e 0.1	e 0.2	e 0.1	e 0.1	e 0.1
Guinea	656	e 0.1
Mauritius	684	e 0.0	e 0.1
Mozambique	688	e 0.1	e 0.0	e 0.0	e 0.0
Rwanda	714	e 0.3
South Africa	199	e 0.1	e 0.0
Western Hemisphere	205	0.5	1.0	1.9	2.2	4.5	12.0	0.2	0.1	0.2	0.2	0.1	0.5
Argentina	213	e 0.1	e 0.2
Bolivia	218	e 0.0	e 0.0	e 0.0	e 0.0	e 0.1
Brazil	223	e 1.3	e 9.6	e 0.4
Chile	228	e 0.3	e 0.1	e 0.1	e 0.0	e 0.1	e 0.0	e 0.1
Colombia	233	e 0.9	e 0.6
Mexico	273	e 0.5	e 1.0	e 1.9	e 1.9	e 2.0	e 1.3	e 0.0	e 0.1	e 0.1
Peru	293	e 0.1	e 0.1
Trinidad and Tobago	369	e 0.0	e 0.0	e 0.0	e 0.0	e 0.1	e 0.0	e 0.1	e 0.1	e 0.1	e 0.1
Memorandum Items													
Africa	605	0.0	0.0	0.3	0.0	0.1	0.7	0.0	0.0	0.1	0.0	0.0	0.0
Middle East	405	10.6	6.6	15.2	12.3	13.1	9.3	0.0
European Union	998	79.2	78.5	92.1	79.5	81.8	79.1	350.8	331.7	325.9	288.1	274.8	289.9
Export earnings: fuel	080	8.5	4.0	11.8	11.0	12.8	15.5	0.1	0.0	0.1	0.1	0.1	0.1
Export earnings: nonfuel	092	83.0	83.3	100.3	86.5	135.2	113.5	352.4	333.8	326.9	289.4	285.5	320.0

São Tomé and Príncipe (716)

In Millions of U.S. Dollars

		Exports (FOB)						Imports (CIF)					
		2012	2013	2014	2015	2016	2017	2012	2013	2014	2015	2016	2017
IFS World		0.3	0.7	0.9	0.5	0.6
World	001	11.0	8.0	11.1	10.2	1.8	11.1	146.7	152.8	170.2	142.2	140.2	147.1
Advanced Economies	110	5.0	6.4	9.8	9.0	1.2	10.0	96.0	102.1	119.0	98.0	99.0	95.6
Euro Area	163	4.9	5.9	9.2	8.5	0.9	9.7	85.2	95.6	112.7	90.7	91.7	89.3
Austria	122	0.2	0.0	0.0	0.0	0.0
Belgium	124	0.4	1.4	2.5	2.3	1.5	4.9	2.9	2.8	1.7	2.9	1.6
Finland	172	0.1	0.0
France	132	0.6	0.8	1.4	0.5	0.0	1.7	0.9	1.0	1.1	0.9	1.4	2.6
Germany	134	0.2	0.3	0.8	0.4	0.4	0.6	0.6	0.3	0.3	0.6	0.7	0.4
Greece	174	e 0.1	0.0	0.1	0.0
Ireland	178	0.0	0.1	0.0	0.0
Italy	136	0.1	0.1	0.1	0.4	0.2	0.7	0.4	0.3	0.2	0.3	0.4
Latvia	941	e 0.1	e 0.0	e 0.0
Malta	181	e 0.3	0.0	0.1
Netherlands	138	2.6	2.0	2.2	3.3	0.3	3.1	0.5	0.4	1.8	1.4	0.9	1.7
Portugal	182	0.4	0.4	0.1	0.5	0.2	0.6	73.5	90.1	104.2	83.1	82.4	80.1
Spain	184	0.6	0.8	2.1	0.9	1.8	3.7	0.4	2.1	2.9	2.9	2.2
Canada	156	0.0	0.0	0.2	0.0	0.0	0.0	0.0
China,P.R.: Hong Kong	532	0.0	0.0	0.1	0.1	0.8	0.1
China,P.R.: Macao	546	0.1
Denmark	128	0.0	1.0	0.3	0.4	0.4	0.5	1.4
Japan	158	0.0	0.0	2.8	2.2	0.9	3.2	3.3	1.7
Korea, Republic of	542	e 0.0	e 0.2	e 0.0	e 0.0	e 0.1	e 0.0	0.0	0.1	0.1	0.1
Singapore	576	0.0	0.4	0.1	0.1
Switzerland	146	0.0	0.1	0.4	0.4	0.0	0.1	0.2	0.2	0.0	0.1	0.0	0.0
Taiwan Prov.of China	528	e 0.0	e 0.0	e 0.0	e 0.2	e 4.3	e 0.3	e 0.5	e 0.3	e 0.8
United Kingdom	112	0.1	0.0	0.1	0.4	0.0	0.1	0.1
United States	111	0.0	0.1	0.1	0.1	0.1	2.5	3.2	3.9	2.1	2.5	2.7
Emerg. & Dev. Economies	200	5.9	1.6	1.3	1.2	0.7	1.1	50.7	50.6	51.3	44.1	41.0	51.2
Emerg. & Dev. Asia	505	0.1	0.1	0.2	0.1	0.1	0.1	8.5	4.6	6.4	7.5	10.4	10.3
China,P.R.: Mainland	924	0.0	0.1	2.6	2.4	4.0	4.6	7.5	7.4
India	534	0.9	0.8	0.9	0.8	0.4	0.6
Indonesia	536	2.9	0.9	1.1	0.7	0.8	0.7
Malaysia	548	e 0.0	e 0.1	0.0	0.1	0.1	0.1	0.1	0.2
Thailand	578	e 0.0	e 0.1	e 0.0	e 0.1	e 0.0	e 0.0	0.5	0.3	1.2	0.6	1.0
Vietnam	582	0.8	0.0	0.1
Asia n.s.	598	0.9	0.3	0.1	0.1	1.0	0.2
Europe	170	0.6	0.4	0.0	0.0	0.1	0.2	0.2	0.2	0.2	0.2	0.4	1.1
Emerg. & Dev. Europe	903	0.6	0.4	0.0	0.0	0.0	0.2	0.2	0.2	0.2	0.2	0.3	1.0
Hungary	944	0.0	0.2
Poland	964	e 0.0	e 0.0	e 0.0	e 0.0	e 0.2	0.0	0.0	0.1
Turkey	186	0.6	0.3	0.2	0.2	0.2	0.2	0.2	0.7
Mid East, N Africa, Pak	440	0.2	0.3	0.1	0.1	0.1	0.1	1.8	2.1	2.2	2.2	2.2	2.9
Egypt	469	e 0.2	e 0.2	0.0	0.0	0.2
Lebanon	446	e 0.0	e 0.0	0.3	0.7	0.7	0.5	0.5	0.2
Morocco	686	e 0.0	e 0.0	e 0.0	0.8
Pakistan	564	e 0.0	e 0.1	e 0.0	e 0.1	e 0.1	e 0.1	0.0	0.1	0.0	0.2	0.0	0.1
Saudi Arabia	456	e 0.0	0.2	0.0	0.1	0.1	0.1	0.1
Tunisia	744	e 0.0	e 0.0	e 0.0	e 0.0	0.1	0.0	0.0	0.0	0.0
United Arab Emirates	466	1.2	1.3	1.4	1.4	1.5	1.6
Sub-Saharan Africa	603	0.9	0.5	0.8	0.6	0.2	0.5	36.4	43.2	41.9	33.6	25.6	34.6
Angola	614	0.1	0.3	0.2	0.2	0.1	0.2	31.7	37.9	36.5	29.8	21.3	29.1
Cabo Verde	624	0.0	0.0	0.0	0.0	0.1	0.2	0.2	0.1	0.2	0.0
Cameroon	622	0.1	0.0	0.2	0.0	0.0	0.1	0.6	0.2	0.0	0.1	0.0
Congo, Republic of	634	e 0.2	e 0.0	0.0
Equatorial Guinea	642	0.0	0.0	0.0	0.1	0.0	0.0	0.0	0.0
Ethiopia	644	e 0.1	e 0.1	e 0.1	e 0.1	0.1
Gabon	646	0.1	0.1	0.0	0.0	0.0	0.0	3.0	2.1	3.6	2.5	2.2	1.7
Namibia	728	e 0.0	e 0.1	e 0.0	0.2	0.1	0.0	0.0
Nigeria	694	0.0	0.0	0.0	0.0	0.1	0.5	0.9	0.7	0.5	0.6	3.1

São Tomé and Príncipe (716)

In Millions of U.S. Dollars

		Exports (FOB)						Imports (CIF)					
		2012	2013	2014	2015	2016	2017	2012	2013	2014	2015	2016	2017
South Africa	199	0.0	0.0	0.0	0.0	0.2	0.9	0.4	0.2	0.9	0.2
Tanzania	738	e 0.1	e 0.0
Togo	742	0.2	0.0	0.0	0.0	0.5	0.3	0.4	0.5	0.2	0.4
Zambia	754	e 0.0	e 0.0	e 0.0	e 0.1	e 0.0	e 0.0	0.0
Zimbabwe	698	e 0.1	e 0.1	e 0.1	e 0.1	e 0.0	e 0.1	0.0
Western Hemisphere	205	4.2	0.3	0.2	0.3	0.3	0.2	3.8	0.6	0.6	0.7	2.5	2.3
Argentina	213	e 0.0	e 0.0	0.1	0.3
Aruba	314	e 3.7	e 0.0	e 0.0	e 0.1	e 0.2	e 0.0
Bahamas, The	313	0.0	1.5
Belize	339	0.1
Brazil	223	0.1	0.1	0.1	0.1	0.7	0.4	0.3	0.7	0.9	2.0
Colombia	233	e 0.7	e 0.0
Costa Rica	238	e 0.1	e 0.0
Curacao	354	0.1	2.1	0.1	0.0
Dominican Republic	243	e 0.1	e 0.1	e 0.1	e 0.1	e 0.1	e 0.0	0.0
Guatemala	258	e 0.1	e 0.1
Mexico	273	e 0.3	e 0.0	e 0.0	e 0.0	e 0.1	e 0.0	0.0
Trinidad and Tobago	369	e 0.0	e 0.0	e 0.0	e 0.0	e 0.1	e 0.1
Other Countries n.i.e	910	0.0	0.0	0.0	0.0	0.0	0.0	0.0	0.0	0.0	0.1	0.2
Korea, Dem. People's Rep.	954	0.0	0.0	0.0	0.1	0.2
Countries & Areas n.s.	898	0.0	0.0	0.0	0.1
Memorandum Items													
Africa	605	0.9	0.6	0.8	0.6	0.2	0.5	36.5	43.2	41.9	33.6	25.6	35.4
Middle East	405	0.2	0.2	0.0	0.0	0.0	0.0	1.7	2.0	2.1	2.0	2.1	2.1
European Union	998	5.0	5.9	9.3	8.5	0.9	10.0	86.2	96.0	113.4	91.1	92.3	91.2
Export earnings: fuel	080	0.4	0.4	0.4	0.3	0.2	0.3	37.5	42.3	42.2	34.3	25.7	35.7
Export earnings: nonfuel	092	10.6	7.6	10.7	9.9	1.6	10.8	109.2	110.4	128.0	107.8	114.5	111.4

Saudi Arabia (456)

In Millions of U.S. Dollars

		Exports (FOB)						Imports (CIF)					
		2012	2013	2014	2015	2016	2017	2012	2013	2014	2015	2016	2017
IFS World		388,370.7	375,901.1	342,456.9	203,536.5	183,607.5	221,045.1	152,144.0	168,155.2	173,833.6	174,676.0	140,169.6	130,117.1
World	001	456,212.7	441,342.7	405,844.3	237,364.5	198,293.1	220,359.9	152,508.3	164,469.4	169,915.8	174,382.4	140,090.9	127,909.9
Advanced Economies	110	227,995.8	220,564.2	202,823.1	118,624.4	99,112.7	107,801.2	85,969.4	91,207.4	92,754.0	97,424.8	76,231.4	65,850.6
Euro Area	163	34,545.7	33,419.7	30,731.5	17,973.8	15,017.5	22,646.3	28,275.4	31,162.8	32,886.8	34,347.5	28,300.2	26,308.6
Austria	122	13.4	13.0	11.9	7.0	5.8	10.2	1,003.3	1,091.7	1,165.3	1,666.4	1,034.8	681.2
Belgium	124	7,430.5	7,188.3	6,610.1	3,866.0	3,230.1	4,323.9	1,071.3	1,080.9	1,145.4	1,710.2	1,486.0	1,397.1
Cyprus	423	12.6	12.2	11.2	6.6	5.5	86.2	17.1	25.8	24.9	30.9	27.9	26.1
Estonia	939	163.9	158.6	145.8	85.3	71.3	48.4	147.3	171.8	98.0	101.3	88.2	221.5
Finland	172	21.6	20.9	19.2	11.2	9.4	12.8	658.0	676.6	901.8	773.9	424.0	601.2
France	132	3,557.6	3,441.6	3,164.8	1,851.0	1,546.5	3,296.9	4,448.1	4,629.5	4,496.2	5,458.6	4,936.5	5,021.4
Germany	134	1,891.7	1,830.1	1,682.9	984.3	822.4	387.9	10,914.0	11,802.0	12,416.6	12,297.5	9,154.9	7,445.8
Greece	174	2,322.5	2,246.8	2,066.1	1,208.4	1,009.6	976.1	326.6	634.7	840.8	275.1	439.9	835.7
Ireland	178	10.0	9.7	8.9	5.2	4.4	8.1	1,129.5	1,263.5	1,397.2	1,468.4	1,173.4	1,128.1
Italy	136	6,308.1	6,102.5	5,611.7	3,282.1	2,742.2	3,608.3	4,520.3	5,288.1	5,728.7	5,289.3	4,623.7	4,380.5
Latvia	941	1.6	1.5	1.4	0.8	0.7	0.5	16.0	74.6	6.0	63.4	88.2	44.2
Lithuania	946	0.8	0.7	0.7	0.4	0.3	87.7	144.3	157.5	140.3	279.3	182.0	74.1
Luxembourg	137	18.4	17.8	16.4	9.6	8.0	3.1	67.8	52.9	46.0	50.8	52.7	42.4
Malta	181	1.1	1.0	1.0	0.6	0.5	31.1	20.9	33.2	27.6	37.1	25.8	54.9
Netherlands	138	4,527.9	4,380.4	4,028.0	2,355.9	1,968.4	5,372.5	1,626.7	1,760.9	1,840.3	1,764.4	1,491.7	1,465.0
Portugal	182	876.2	847.6	779.4	455.9	380.9	647.6	190.5	222.5	192.6	257.4	225.2	270.9
Slovak Republic	936	6.5	6.3	5.8	3.4	2.8	5.0	110.5	115.9	158.5	175.3	161.1	174.8
Slovenia	961	37.3	36.0	33.1	19.4	16.2	16.1	57.3	56.1	75.3	91.8	74.3	63.0
Spain	184	7,344.0	7,104.6	6,533.2	3,821.0	3,192.5	3,723.8	1,805.8	2,024.7	2,185.4	2,556.4	2,610.1	2,380.6
Australia	193	332.0	321.2	295.3	172.7	144.3	362.0	2,166.8	2,368.8	2,301.6	1,909.1	1,371.8	1,102.5
Canada	156	6,084.4	5,886.1	5,412.7	3,165.7	2,645.0	2,077.3	1,975.0	1,508.2	1,566.1	1,685.9	1,076.0	1,084.1
China,P.R.: Hong Kong	532	592.7	573.4	527.3	308.4	257.7	313.1	53.4	50.3	34.1	42.8	23.5	38.5
China,P.R.: Macao	546	0.0	0.2	0.4	0.3	0.8	0.7	0.6
Czech Republic	935	22.9	22.2	20.4	11.9	10.0	13.5	366.3	459.1	578.8	728.7	566.4	638.3
Denmark	128	6.6	6.4	5.9	3.4	2.9	44.6	679.8	646.7	747.3	839.8	781.7	716.7
Iceland	176	19.9	2.0	2.4	1.5	1.2	0.7	2.1
Japan	158	64,133.6	62,043.2	57,052.7	33,368.2	27,879.7	26,801.0	10,349.8	9,325.9	9,903.4	9,942.9	7,418.9	5,284.2
Korea, Republic of	542	44,135.5	42,696.9	39,262.6	22,963.4	19,186.3	19,810.7	9,374.1	9,513.0	8,546.5	9,933.5	6,220.7	5,163.5
New Zealand	196	194.8	188.5	173.3	101.4	84.7	268.6	631.6	529.8	706.1	520.5	409.5	464.7
Norway	142	6.6	6.4	5.9	3.4	2.9	8.6	208.1	156.6	161.2	224.7	203.9	131.1
San Marino	135	5.5	0.8	8.8	6.1	6.6	2.7
Singapore	576	20,440.0	19,773.8	18,183.3	10,634.8	8,885.5	9,197.3	1,065.1	1,623.2	1,390.4	780.3	624.9	630.0
Sweden	144	202.8	196.2	180.5	105.5	88.2	118.9	1,744.8	1,715.6	1,673.2	1,461.7	1,207.7	1,028.3
Switzerland	146	46.0	44.5	40.9	23.9	20.0	403.9	3,537.3	5,090.8	4,676.8	4,087.1	2,439.8	1,696.7
Taiwan Prov.of China	528	11,406.5	11,034.7	10,147.1	5,934.7	4,958.5	5,734.1	1,248.2	1,455.9	1,676.2	1,945.1	1,489.5	1,153.1
United Kingdom	112	3,326.2	3,217.7	2,958.9	1,730.6	1,445.9	1,762.1	4,031.9	4,103.7	4,510.7	5,013.1	3,314.3	3,031.3
United States	111	42,519.4	41,133.5	37,824.9	22,122.5	18,483.7	18,219.3	20,254.2	21,493.6	21,384.3	23,953.8	20,774.7	17,373.6
Emerg. & Dev. Economies	200	228,216.8	220,778.5	203,021.3	118,740.1	99,180.4	112,557.0	66,515.1	73,251.2	77,154.1	76,930.6	63,643.7	62,048.0
Emerg. & Dev. Asia	505	134,945.0	130,546.4	120,045.9	70,210.8	58,662.3	59,188.2	35,186.2	37,778.1	41,905.6	42,090.5	33,822.6	32,694.2
Bangladesh	513	893.6	864.5	794.9	464.9	388.5	617.0	160.1	203.1	235.5	358.8	368.9	343.3
Brunei Darussalam	516	1.8	1.7	1.6	0.9	0.8	2.4	0.1	0.1	0.0	0.1
Cambodia	522	13.7	13.2	12.2	7.1	5.9	10.2	13.5	15.7	23.8	63.8	78.2	68.7
China,P.R.: Mainland	924	63,360.3	61,295.0	56,364.8	32,965.9	27,543.5	25,827.1	19,635.0	20,807.2	23,078.2	24,639.4	20,082.4	19,723.5
Fiji	819	0.0	1.0	0.2	0.5	0.9	2.1	1.2
India	534	46,775.0	45,250.4	41,610.6	24,336.7	20,333.7	19,580.9	5,125.7	5,720.1	6,171.5	6,008.6	5,243.3	5,236.8
Indonesia	536	4,735.2	4,580.8	4,212.4	2,463.7	2,058.4	2,659.2	1,919.8	1,951.6	2,407.8	2,549.1	1,678.9	1,590.3
Lao People's Dem.Rep	544	0.3	0.2	0.4	0.3	0.5
Malaysia	548	3,875.7	3,749.4	3,447.8	2,016.5	1,684.8	2,015.0	1,528.5	1,258.7	1,372.1	1,251.9	1,080.4	1,133.4
Maldives	556	3.6	3.5	3.2	1.9	1.6	1.6	6.9	0.3	0.3	2.5	2.3	2.3
Marshall Islands	867	1.3	0.0	0.0
Micronesia	868	0.5	0.2	0.0
Mongolia	948	6.1	5.9	5.4	3.2	2.6	0.5	3.0	0.5	0.5	1.3	4.5	0.8
Myanmar	518	60.8	58.8	54.0	31.6	26.4	1,277.1	42.9	42.2	42.9	50.4	48.2	51.8
Nauru	836	0.1	0.1	0.0
Nepal	558	121.2	117.2	107.8	63.0	52.7	36.2	0.4	0.1	0.2	0.7	0.8	0.7
Papua New Guinea	853	44.8	0.1

Saudi Arabia (456)

In Millions of U.S. Dollars

		Exports (FOB)						Imports (CIF)					
		2012	2013	2014	2015	2016	2017	2012	2013	2014	2015	2016	2017
Philippines	566	3,389.5	3,279.0	3,015.3	1,763.5	1,473.5	1,488.0	259.9	240.5	229.3	294.4	282.5	309.7
Samoa	862	0.0	0.1	0.1	1.1	0.2
Solomon Islands	813	0.0	0.8	0.1
Sri Lanka	524	861.2	833.1	766.1	448.1	374.4	212.9	67.2	71.3	83.6	119.3	98.5	106.5
Thailand	578	9,704.9	9,388.6	8,633.4	5,049.4	4,218.8	4,606.9	3,352.3	3,563.7	3,670.5	3,749.2	2,989.7	2,348.3
Timor-Leste	537	0.2	0.2	0.7	0.0	0.0
Tonga	866	0.1	0.1	0.0
Vanuatu	846	0.0	48.5	0.0	0.0
Vietnam	582	1,142.5	1,105.2	1,016.3	594.4	496.7	806.6	1,307.6	2,176.1	2,649.1	2,999.9	1,861.8	1,776.1
Asia n.s.	598	1,713.0	1,725.4	1,937.6
Europe	170	5,769.7	5,581.7	5,132.7	3,002.4	2,508.2	3,895.7	8,797.3	8,142.0	8,334.4	7,927.1	6,824.2	6,664.7
Emerg. & Dev. Europe	903	5,662.3	5,477.7	5,037.1	2,946.0	2,461.5	3,810.0	5,393.3	5,039.7	4,836.9	5,721.3	5,325.2	5,170.1
Albania	914	0.9	0.9	0.8	0.5	0.4	1.7	1.0	0.4	4.5	7.1	1.2	1.8
Bosnia and Herzegovina	963	0.4	9.7	8.7	14.8	24.7	32.4	12.7
Bulgaria	918	0.8	0.8	0.7	0.4	0.4	39.0	171.7	192.8	171.2	193.6	137.4	230.2
Croatia	960	2.9	2.8	2.6	1.5	1.3	68.6	33.4	41.4	37.7	47.3	173.7	65.1
Faroe Islands	816	0.1	0.1
Gibraltar	823	76.6	0.1	0.3	0.0	0.0
Hungary	944	10.1	9.8	9.0	5.3	4.4	6.3	735.6	453.5	361.8	466.4	362.4	267.9
Macedonia, FYR	962	0.0	4.4	2.8	1.5	2.9	2.3	3.0
Montenegro	943	0.0	0.2	0.0	0.1
Poland	964	1,390.4	1,345.1	1,236.9	723.4	604.4	1,084.2	629.5	717.0	1,029.4	1,007.0	1,007.6	1,297.6
Romania	968	10.9	10.6	9.7	5.7	4.8	14.4	436.2	500.9	412.3	543.4	376.5	339.2
Serbia, Republic of	942	0.5	5.1	6.4	12.5	30.5	14.5	44.4
Turkey	186	4,246.2	4,107.8	3,777.3	2,209.2	1,845.9	2,518.5	3,366.6	3,115.3	2,791.1	3,398.5	3,217.0	2,908.1
CIS	901	106.0	102.6	94.3	55.6	46.1	82.4	3,072.7	2,742.9	3,202.7	2,205.8	1,499.0	1,259.1
Armenia	911	0.2	0.3	0.0	1.7	1.3	2.8	1.0
Azerbaijan, Rep. of	912	6.0	5.8	5.4	3.1	2.6	5.4	0.3	0.2	1.0	0.3
Belarus	913	0.3	0.3	0.3	0.2	0.1	0.5	2.3	40.5	53.2	2.7	3.7	5.5
Georgia	915	17.4	16.9	15.5	9.1	7.6	11.8	0.9	0.7	0.2	5.2	25.2	7.9
Kazakhstan	916	1.0	68.7	11.7	16.9	24.7	8.9	24.2
Kyrgyz Republic	917	0.1	0.1	0.2	0.4	0.4	0.6
Moldova	921	0.4	0.1	0.9	3.6	3.3	1.1	2.9	5.7
Russian Federation	922	14.7	14.3	13.1	7.7	6.4	26.6	1,462.6	1,689.3	1,892.5	1,236.1	722.5	794.5
Tajikistan	923	0.0	0.0	0.0	0.2	0.5	0.4
Turkmenistan	925	0.4	0.1	0.1	0.1
Ukraine	926	62.0	60.0	55.1	32.2	26.9	34.9	1,536.6	996.3	1,230.0	927.3	726.2	408.3
Uzbekistan	927	5.5	5.3	4.9	2.9	2.4	1.3	0.1	0.6	3.1	6.9	6.4	10.6
Europe n.s.	884	1.4	1.4	1.3	0.7	0.6	3.2	331.3	359.3	294.9	235.4
Mid East, N Africa, Pak	440	66,938.1	64,756.2	59,547.5	34,827.4	29,098.8	39,847.3	15,321.1	18,348.0	18,365.5	19,121.1	16,336.7	16,590.0
Afghanistan, I.R. of	512	15.8	15.3	14.0	8.2	6.9	4.5	0.1	0.5	0.1	0.8	4.2	8.2
Algeria	612	784.9	759.4	698.3	408.4	341.2	522.2	17.0	15.0	6.2	8.8	9.6	4.7
Bahrain, Kingdom of	419	11,787.3	11,403.1	10,485.9	6,132.8	5,124.1	5,752.1	1,321.9	1,685.4	1,926.7	1,962.4	1,427.4	1,320.3
Djibouti	611	1,763.8	1,706.3	1,569.1	917.7	766.8	1,015.3	25.7	34.1	31.7	31.4	28.8	55.5
Egypt	469	5,668.7	5,483.9	5,042.8	2,949.4	2,464.2	5,033.9	1,971.2	2,074.2	2,209.7	2,325.2	2,115.4	2,140.7
Iran, I.R. of	429	94.1	120.6	177.0	207.6	3.5	0.2
Iraq	433	731.3	707.5	650.6	380.5	317.9	1,058.0	1.7	1.4	1.2	2.7	6.2	7.8
Jordan	439	4,545.3	4,397.1	4,043.5	2,364.9	1,975.9	2,751.1	697.2	826.7	907.2	1,006.0	1,077.8	844.8
Kuwait	443	3,421.2	3,309.7	3,043.5	1,780.0	1,487.2	1,987.5	401.0	487.6	511.9	483.5	456.1	437.4
Lebanon	446	606.7	586.9	539.7	315.7	263.7	446.7	438.4	430.4	375.4	430.2	388.5	402.4
Libya	672	159.9	154.7	142.3	83.2	69.5	106.7	137.1	0.4	0.0
Mauritania	682	31.3	30.3	27.8	16.3	13.6	18.3	0.2	3.8	3.0	6.7	2.1	0.5
Morocco	686	719.0	695.6	639.6	374.1	312.6	448.9	138.6	78.0	163.1	228.8	206.8	187.6
Oman	449	2,057.4	1,990.3	1,830.2	1,070.4	894.4	1,086.9	1,458.0	1,562.1	1,442.8	1,193.1	1,105.2	1,303.8
Pakistan	564	6,106.9	5,907.8	5,432.6	3,177.4	2,654.7	2,762.2	413.0	522.0	562.3	565.0	487.6	421.0
Qatar	453	3,128.9	3,026.9	2,783.4	1,627.9	1,360.2	728.9	601.2	633.4	558.8	480.8	322.5	180.1
Somalia	726	195.0	188.7	173.5	101.5	84.8	56.5	223.7	301.8	282.4	318.8	306.1	81.9
Sudan	732	932.5	902.1	829.6	485.2	405.4	636.6	391.0	519.9	579.6	682.7	522.3	633.1
Syrian Arab Republic	463	103.0	99.6	91.6	53.6	44.8	20.8	376.1	175.0	104.3	98.4	112.8	90.0
Tunisia	744	544.8	527.0	484.6	283.4	236.8	221.4	29.8	33.4	42.8	55.7	48.1	42.7

Saudi Arabia (456)

In Millions of U.S. Dollars

		Exports (FOB)						Imports (CIF)					
		2012	2013	2014	2015	2016	2017	2012	2013	2014	2015	2016	2017
United Arab Emirates	466	22,397.7	21,667.7	19,924.8	11,653.4	9,736.6	14,691.5	6,449.8	8,457.2	8,204.4	8,870.4	7,631.0	8,294.1
West Bank and Gaza	487	19.0	18.4	16.9	9.9	8.3	14.6	7.4	9.4	10.2	10.1	10.1	9.9
Yemen, Republic of	474	1,217.7	1,178.0	1,083.2	633.5	529.3	482.5	263.9	238.9	264.2	152.0	64.8	123.1
Sub-Saharan Africa	603	16,833.9	16,284.0	14,975.3	8,757.9	7,317.4	7,678.6	1,728.3	1,939.8	2,533.5	2,428.4	1,812.5	1,808.0
Angola	614	104.3	100.9	92.8	54.3	45.3	30.0	0.1	0.5	0.8
Benin	638	4.7	4.6	4.2	2.4	2.0	3.5	0.0	0.5	0.6	1.8	0.0
Botswana	616	0.2	0.0	0.0	0.0
Burundi	618	0.3	0.3	0.2	0.1	0.1	0.3	0.3	0.6	0.6	0.0
Cabo Verde	624	0.1	0.0
Cameroon	622	15.2	14.7	13.5	7.9	6.6	14.0	9.3	7.7	4.3	6.8	4.1	4.2
Central African Rep.	626	1.3	1.2	0.3	5.7	1.5	0.8	0.4	0.5	2.5
Chad	628	3.5	3.4	3.1	1.8	1.5	2.0	0.0	0.0
Comoros	632	1.6	1.5	1.4	0.8	0.7	1.3	0.2	0.5	2.1	1.1	2.5	0.9
Congo, Dem. Rep. of	636	9.2	8.9	8.2	4.8	4.0	5.3	616.4	654.4	825.7	605.6	491.1	0.1
Congo, Republic of	634	52.6	50.9	46.8	27.4	22.9	25.1	23.7	3.9	0.1	1.5	3.4	529.7
Côte d'Ivoire	662	155.7	150.6	138.5	81.0	67.7	83.1	5.1	5.7	4.8	2.3	1.1	0.8
Equatorial Guinea	642	1.1	0.3	0.0
Eritrea	643	7.7	7.4	6.8	4.0	3.3	4.3	0.0	0.2	0.6	0.2
Eswatini, Kingdom of	734	0.1	2.7	8.0	2.9	1.4	3.7	3.5
Estonia	939	163.9	158.6	145.8	85.3	71.3	48.4	147.3	171.8	98.0	101.3	88.2	221.5
Ethiopia	644	179.7	173.8	159.8	93.5	78.1	75.9	198.9	157.0	203.5	200.8	177.1	208.2
Gabon	646	3.0	2.9	2.7	1.6	1.3	1.1	5.6	8.1	6.0	6.1	3.7	2.6
Gambia, The	648	4.5	4.3	4.0	2.3	1.9	4.5	0.4
Ghana	652	127.1	122.9	113.0	66.1	55.2	80.5	3.7	5.5	9.7	5.3	5.6	5.7
Guinea	656	91.6	88.6	81.5	47.7	39.8	36.5	0.3	0.0	0.1	0.0
Guinea-Bissau	654	9.7	9.4	8.6	5.0	4.2	3.5	0.1	0.3
Kenya	664	3,661.1	3,541.8	3,256.9	1,904.9	1,591.5	1,474.6	35.1	45.6	53.3	67.7	73.3	75.0
Lesotho	666	0.0	0.0	0.0	0.0	0.0	1.0	1.2	1.4	0.4	1.4	0.9	0.6
Liberia	668	24.7	23.9	22.0	12.9	10.8	8.9	0.4	0.1	0.0
Madagascar	674	619.0	598.8	550.6	322.0	269.1	150.9	4.5	3.2	3.3	5.9	5.2	5.6
Malawi	676	1.3	1.2	1.1	0.7	0.6	1.3	0.9	1.3	0.9	0.3	0.4	0.4
Mali	678	1.3	1.2	1.1	0.7	0.6	5.0	2.8	1.0	0.2	0.2
Mauritius	684	356.6	345.0	317.2	185.5	155.0	41.2	2.6	4.6	2.0	3.4	4.7	4.4
Mozambique	688	762.4	737.5	678.2	396.7	331.4	424.2	9.7	14.7	46.1	13.3	5.0	0.6
Namibia	728	9.1	8.8	8.1	4.7	4.0	4.7	1.5	1.2	5.7	2.7	2.6	4.1
Niger	692	2.2	2.1	2.0	1.2	1.0	1.4	0.0	0.2	0.2	0.5	0.0
Nigeria	694	307.2	297.2	273.3	159.8	133.6	233.2	1.9	1.1	2.0	5.7	5.1	6.7
Rwanda	714	7.7	7.4	6.8	4.0	3.3	2.4	0.7	0.7	0.4	0.4	0.6	0.7
São Tomé & Príncipe	716	26.7	25.9	23.8	13.9	11.6	4.6	0.0
Senegal	722	64.4	62.3	57.3	33.5	28.0	34.3	0.1	0.2	0.1
Seychelles	718	32.8	0.1	0.3	0.1	0.5	0.0
Sierra Leone	724	9.0	8.7	8.0	4.7	3.9	6.0	0.0	11.3	46.7	10.8	10.8	0.1
South Africa	199	8,805.3	8,518.2	7,833.1	4,581.3	3,827.8	3,997.9	459.5	782.8	1,053.0	1,219.2	827.6	850.6
South Sudan, Rep. of	733	0.0	0.1	0.3	0.1
Tanzania	738	1,246.6	1,205.9	1,108.9	648.6	541.9	810.1	13.4	14.8	12.7	11.7	15.5	8.9
Togo	742	94.8	91.7	84.3	49.3	41.2	44.4	0.0	4.0
Uganda	746	61.9	59.9	55.1	32.2	26.9	23.7	0.4	0.6	0.7	1.4	1.3	2.5
Zambia	754	1.2	1.2	1.1	0.6	0.5	2.6	319.9	199.6	243.4	250.7	159.9	82.3
Zimbabwe	698	0.0	0.0	0.0	0.0	0.0	0.7	1.0	1.6	0.9	1.4	2.3	1.6
Africa n.s.	799	0.1	0.0	0.1	0.4	0.0
Western Hemisphere	205	3,730.0	3,610.2	3,319.8	1,941.6	1,593.7	1,947.3	5,482.2	7,043.4	6,015.1	5,363.5	4,847.7	4,291.1
Antigua and Barbuda	311	0.0	0.4	0.2
Argentina	213	101.5	98.2	90.3	52.8	44.1	56.0	918.6	1,614.8	1,111.9	563.1	829.2	594.7
Aruba	314	0.4	3.2	4.5	2.0	2.3	3.4	1.2
Bahamas, The	313	2.5	0.3	0.2	0.3	0.4	0.2
Barbados	316	0.0	0.1	0.4	0.1
Belize	339	0.1	0.2	0.1
Bermuda	319	0.3	0.1	0.0
Bolivia	218	0.5	0.3	0.3	0.2	0.5	0.9	0.8
Brazil	223	3,222.8	3,117.8	2,867.0	1,676.8	1,401.0	1,582.5	3,132.8	3,309.2	2,980.9	3,170.3	2,804.8	2,544.0

Saudi Arabia (456)

In Millions of U.S. Dollars

		Exports (FOB)						Imports (CIF)					
		2012	2013	2014	2015	2016	2017	2012	2013	2014	2015	2016	2017
Chile	228	52.0	50.3	46.3	27.1	22.6	13.5	244.8	215.1	141.2	176.4	155.9	131.1
Colombia	233	77.4	74.9	68.9	40.3	33.7	33.3	14.7	9.1	12.7	18.3	15.7	28.7
Costa Rica	238	4.4	4.3	3.9	2.3	1.9	2.9	21.6	29.6	27.5	33.4	25.5	21.1
Curacao	354	0.4	1.0	0.1
Dominica	321	1.6	1.6	1.5	0.9	0.7	4.6	7.2	8.5	11.7	9.5	8.4	16.8
Dominican Republic	243	9.0	8.7	8.0	4.7	3.9	7.1	2.3	5.0	2.9	4.5	4.3	4.2
Ecuador	248	26.2	25.4	23.3	13.6	11.4	18.4	25.6	35.5	47.4	79.9	114.2	128.3
El Salvador	253	3.6	3.5	3.2	1.9	1.6	12.5	0.1	0.3	0.5	0.8	1.0	1.3
Falkland Islands	323	0.2	0.2
Greenland	326	0.2	0.1	0.0
Grenada	328	0.1
Guatemala	258	65.8	63.6	58.5	34.2	38.4	86.4	93.9	78.3	84.5	120.9
Guyana	336	0.2	0.6	0.2	0.6	0.3	1.6
Haiti	263	2.2	0.1	0.6	0.9	0.8	0.8	0.5
Honduras	268	10.4	10.1	9.3	5.4	4.5	2.7	2.7	2.6	4.2	5.3	3.4	4.2
Jamaica	343	0.0	0.4	0.6	4.3	0.2	0.1	8.1	0.1
Mexico	273	10.9	10.6	9.7	5.7	4.7	18.0	982.2	1,615.1	1,553.9	1,170.0	823.2	606.0
Montserrat	351	0.1	0.1
Netherlands Antilles	353	1.1	0.2
Nicaragua	278	1.6	0.6	0.5	0.9	0.8	1.3	0.4
Panama	283	0.2	10.2	39.3	5.4	17.5
Paraguay	288	6.5	6.3	5.8	3.4	2.8	7.2	0.2	11.3	1.9	3.2	4.4	42.9
Peru	293	131.1	126.8	116.6	68.2	57.0	132.7	13.0	10.6	15.8	23.9	26.2	13.0
St. Vincent & Grens.	364	0.4	0.1	0.0
Suriname	366	0.4	0.2	0.2	0.1
Trinidad and Tobago	369	1.7	1.6	0.9	0.8	0.5	0.2	0.5	0.6	0.5	0.4	0.3
Uruguay	298	6.6	6.4	5.9	3.4	2.9	10.4	9.7	14.4	11.2	14.1	15.1	9.9
Venezuela, Rep. Bol.	299	0.1	0.1	0.1	0.0	0.0	0.1	0.3	13.0	0.7	0.6	0.5	0.5
Western Hem. n.s.	399	0.4	2.3	0.5
Other Countries n.i.e	910	0.0	0.0	0.0	0.0	0.0	1.7	23.7	10.7	7.6	27.0	9.9	11.2
Cuba	928	1.0	0.6	0.1	1.2	2.1	2.3	2.1
Korea, Dem. People's Rep.	954	0.0	0.0	0.0	0.0	0.0	0.7	23.1	10.6	6.4	24.9	7.6	9.2
Countries & Areas n.s.	898	0.0	0.1	0.0	205.8	0.0
Memorandum Items													
Africa	605	21,805.3	21,093.3	19,397.8	11,344.5	9,478.5	10,597.8	2,554.3	2,925.8	3,642.4	3,761.2	2,936.1	2,814.1
Middle East	405	55,844.1	54,023.8	49,678.4	29,055.2	24,276.1	34,161.4	14,082.0	16,839.5	16,694.2	17,222.4	14,721.1	15,154.7
European Union	998	39,519.5	38,231.3	35,156.2	20,561.7	17,179.6	25,797.8	37,104.6	39,993.5	42,409.0	44,648.4	36,227.8	33,923.1
Export earnings: fuel	080	46,283.3	44,776.4	41,174.8	24,081.7	20,120.7	26,797.8	12,213.3	15,112.4	15,073.7	14,735.5	11,902.2	13,189.4
Export earnings: nonfuel	092	409,929.4	396,566.3	364,669.6	213,282.8	178,172.4	193,562.1	140,295.0	149,357.0	154,842.1	159,646.9	128,188.6	114,720.5

Senegal (722)

In Millions of U.S. Dollars

		Exports (FOB)						Imports (CIF)					
		2012	2013	2014	2015	2016	2017	2012	2013	2014	2015	2016	2017
IFS World		2,342.7	2,339.4	2,379.6	2,268.1	2,318.4	2,544.0	5,771.3	5,896.3	5,918.9	5,125.6	5,027.9	6,102.8
World	001	2,341.1	2,439.9	2,573.2	2,321.5	2,679.2	2,476.7	5,800.8	6,065.7	6,048.7	5,233.4	5,480.0	6,034.8
Advanced Economies	110	693.0	649.8	779.0	683.0	793.6	791.0	2,701.5	2,991.4	3,052.3	2,584.8	2,515.3	2,512.2
Euro Area	163	293.3	321.8	364.6	320.1	322.3	310.9	1,835.9	2,273.7	2,391.5	1,979.3	1,961.9	1,960.6
Austria	122	0.0	0.1	0.2	0.3	0.3	0.4	6.8	7.0	12.6	6.5	5.3	10.9
Belgium	124	12.0	22.6	38.2	14.3	14.0	136.6	172.3	260.1	156.6	161.5
Cyprus	423	1.4	0.8	0.8	0.7	1.1	1.0	0.0	0.2	0.0	0.1	0.0	0.1
Estonia	939	0.3	0.9	0.3	0.0	3.5	4.3
Finland	172	0.8	0.1	0.0	0.0	0.0	0.0	109.0	13.9	18.9	55.1	33.2	25.0
France	132	109.4	106.6	119.2	94.1	74.3	76.2	938.1	1,073.5	1,112.0	936.0	871.0	984.6
Germany	134	8.6	5.4	9.5	6.2	7.9	4.7	118.4	152.4	159.3	141.4	128.9	174.2
Greece	174	13.5	8.5	9.1	8.8	7.6	6.2	3.3	1.7	2.7	5.9	9.4	4.0
Ireland	178	0.1	1.6	0.1	0.4	2.2	0.0	15.1	32.2	24.2	13.3	17.2	14.5
Italy	136	56.5	41.0	57.3	73.1	65.3	70.6	121.8	122.2	126.2	121.4	132.5	145.5
Latvia	941	0.2	0.1	0.0	7.8	6.1	0.4	0.2	0.1	0.0
Lithuania	946	0.0	1.0	0.7	0.0	0.3	6.3	0.9
Malta	181	0.3	0.3	0.4	0.5	0.7	0.6	1.8	1.9	1.8	2.0	2.6	1.9
Netherlands	138	22.1	60.5	51.9	36.8	43.5	38.2	116.0	352.8	381.0	233.6	289.8	288.4
Portugal	182	11.3	16.0	10.7	8.2	15.0	11.1	59.7	63.0	64.8	50.0	30.7	50.6
Slovak Republic	936	0.2	0.0	0.0	0.5	0.4	2.4	0.5	0.7	2.2	3.0
Slovenia	961	0.4	0.2	0.1	0.0	0.0	0.0	0.1	0.0	0.0	0.1	0.0	0.1
Spain	184	56.5	58.1	67.0	76.4	90.3	101.6	199.5	270.5	226.6	256.1	267.7	252.6
Australia	193	0.3	0.1	0.1	0.1	0.5	0.5	67.7	54.3	8.7	10.5	7.9	41.0
Canada	156	0.5	1.9	0.6	4.0	1.3	1.3	38.7	29.0	27.0	22.4	19.1	24.0
China,P.R.: Hong Kong	532	2.1	1.4	2.8	4.4	3.3	4.6	6.1	8.1	10.6	12.3	7.7	20.0
China,P.R.: Macao	546	0.2	0.1	0.1	0.0	0.0	0.0	0.0	0.0	0.0
Czech Republic	935	0.2	0.0	0.0	4.0	3.8	4.4	5.4	4.7	4.2
Denmark	128	0.8	0.6	0.4	2.4	1.6	1.4	5.8	6.3	7.8	8.3	7.9	9.3
Iceland	176	1.8	0.2	0.2	1.7	1.2	0.2	0.9	0.7	0.6	2.3	0.4	0.8
Israel	436	2.3	3.7	2.7	2.1	3.5	2.5	23.9	26.8	2.8	11.1	6.2	5.7
Japan	158	10.4	3.8	6.3	6.7	7.1	5.3	106.9	120.0	112.2	99.8	124.5	83.1
Korea, Republic of	542	14.5	26.3	66.3	33.6	50.7	40.8	54.3	57.0	44.8	60.6	49.4	48.5
New Zealand	196	0.0	0.5	0.2	0.0	0.0	0.4	20.1	15.3	16.6	17.9	13.9	5.3
Norway	142	0.1	2.4	5.7	7.1	13.9	40.7	1.6	0.4	0.3	0.5	1.2	3.2
Singapore	576	2.0	0.5	0.1	0.0	1.4	1.2	17.6	16.0	44.5	57.4	74.9	17.2
Sweden	144	2.3	0.5	0.3	1.1	1.1	3.0	34.4	40.4	30.6	24.4	23.3	23.0
Switzerland	146	330.2	234.8	269.5	225.2	268.4	283.7	42.8	51.5	32.0	33.6	35.2	38.6
Taiwan Prov. of China	528	1.5	1.6	2.2	2.5	0.7	1.6	3.6	4.1	6.1	5.6	2.1	3.5
United Kingdom	112	25.0	34.8	37.7	41.7	53.8	54.8	268.7	105.3	167.6	99.6	52.4	77.4
United States	111	5.8	14.7	19.2	30.1	62.7	38.2	168.5	178.6	144.1	133.8	122.7	147.0
Emerg. & Dev. Economies	200	1,421.0	1,525.0	1,551.0	1,455.1	1,743.3	1,531.8	3,098.4	3,072.7	2,942.4	2,634.7	2,955.6	3,510.4
Emerg. & Dev. Asia	505	328.5	253.0	148.9	301.2	389.7	257.5	898.6	1,015.2	1,036.1	976.7	1,149.4	1,274.1
Bangladesh	513	0.5	4.4	5.4	10.0	11.2	8.1	0.4	0.3	0.1	0.0	0.1	0.0
Bhutan	514	0.0	0.1
Brunei Darussalam	516	2.7	1.4	0.6	0.6	0.5	1.0	0.0	0.0	0.1	0.0	0.1	0.0
Cambodia	522	0.0	0.0	0.0	0.2	0.9	0.9	0.1	0.1	0.7
China,P.R.: Mainland	924	15.4	20.5	37.2	117.7	127.2	89.1	363.8	494.5	467.9	525.6	564.6	627.5
India	534	279.3	193.8	77.9	137.3	208.1	146.5	364.9	331.5	348.7	294.4	417.3	436.3
Indonesia	536	0.9	2.5	1.4	0.9	0.9	1.2	17.1	36.7	39.0	22.8	21.8	19.5
Lao People's Dem.Rep	544	0.1	0.0	0.0	0.0
Malaysia	548	2.8	1.1	7.3	2.7	0.3	1.8	22.0	38.2	57.4	24.6	37.7	49.4
Mongolia	948	0.0	0.0	0.0	0.2	0.0	0.0	0.0	0.5
Myanmar	518	0.3	2.0
Nauru	836	0.0	0.1	0.0	0.0	0.0	0.0	0.0	0.1	0.0
Papua New Guinea	853	0.6	0.3	0.0	0.1	0.1	0.0	0.0	0.0	0.2	0.0
Philippines	566	0.0	0.3	0.1	1.2	0.6	1.1	0.5	0.2	1.0
Samoa	862	0.0	0.0	0.1
Sri Lanka	524	0.0	0.0	0.1	0.1	0.1	0.0
Thailand	578	3.1	0.6	1.8	0.8	2.1	3.9	106.8	89.2	104.3	102.3	100.0	132.8
Timor-Leste	537	0.1	0.2	0.0	0.1	0.0	0.0

Senegal (722)

In Millions of U.S. Dollars

		Exports (FOB)						Imports (CIF)					
		2012	2013	2014	2015	2016	2017	2012	2013	2014	2015	2016	2017
Tonga	866	0.0	0.1	0.0	0.0
Vietnam	582	22.7	27.8	17.2	31.0	39.1	5.7	19.5	18.9	15.2	6.1	4.2	4.5
Asia n.s.	598	0.4	0.1	0.0	0.0	2.1	4.0	1.4	0.0	2.8
Europe	170	9.9	23.1	50.5	33.4	26.1	16.8	481.5	430.3	531.3	378.9	396.4	697.9
Emerg. & Dev. Europe	903	8.0	21.9	40.4	31.7	24.1	7.2	205.5	244.2	328.9	192.2	224.8	308.2
Albania	914	2.2	4.0	4.3	3.3	0.2	0.1	6.8	9.3	10.4	8.6	6.1	5.9
Bosnia and Herzegovina	963	0.2	0.0	0.0	0.0	0.0	0.3	0.2	0.3	0.0	0.1
Bulgaria	918	0.5	2.3	2.6	2.2	0.8	0.5	4.0	9.5	6.4	5.3	4.6	6.5
Croatia	960	0.0	0.0	0.0	0.7	0.0	0.2	0.1
Gibraltar	823	8.5	12.4	2.6	10.7	0.0	0.0	0.3	0.2
Hungary	944	0.0	0.0	0.2	0.1	1.0	0.0	1.6	9.0	7.4	7.9	10.8	14.7
Montenegro	943	0.1	0.6	0.8	0.0	0.5	0.0	0.1	1.0	0.1	0.1	1.6	0.1
Poland	964	0.0	4.7	17.9	21.9	14.3	4.8	31.1	32.0	20.1	32.8	55.5	62.0
Romania	968	0.0	0.0	0.2	0.0	8.9	7.0	4.6	3.5	5.5	7.5
Serbia, Republic of	942	0.3	0.0
Turkey	186	5.0	1.9	2.2	4.1	4.5	1.7	142.4	176.1	279.1	133.6	140.1	211.1
CIS	901	1.9	1.2	10.1	1.7	2.0	0.6	275.9	186.1	202.4	186.7	171.0	203.4
Armenia	911	0.0	0.0	0.2	0.0	0.0	0.0	0.3	0.3	0.5	2.9	0.1
Azerbaijan, Rep. of	912	0.0	0.1	0.0	0.1	0.1	0.4	3.6	0.2	0.1
Belarus	913	0.0	0.1	0.3	3.0	2.6	1.9	0.1	0.1	5.2
Georgia	915	0.3	0.7	0.5	0.4	0.2	0.1	0.7	0.4	2.1	0.2	1.2	1.8
Kazakhstan	916	0.0	0.0	0.0	4.0	0.0	9.8	4.1	3.1
Russian Federation	922	1.4	0.0	1.0	0.1	1.1	0.0	192.6	73.8	86.3	111.5	92.1	111.5
Ukraine	926	0.2	0.3	8.1	1.3	0.6	0.4	79.2	104.8	111.2	61.5	70.5	81.7
Europe n.s.	884	0.0	0.0	9.1	0.1	0.0	0.0	0.6	186.3
Mid East, N Africa, Pak	440	117.1	171.3	228.6	168.8	184.3	218.4	294.3	333.7	329.1	357.5	440.6	397.2
Afghanistan, I.R. of	512	0.0	0.1	0.1	0.0	0.0	0.0	2.5	2.3	1.7	0.3	1.1	0.3
Algeria	612	0.2	0.6	0.7	0.4	0.6	0.5	0.3	0.5	2.4	4.5	24.7	8.0
Bahrain, Kingdom of	419	0.0	0.2	0.0	0.2	0.0	0.3	0.5	1.0
Djibouti	611	0.2	0.4	0.1	0.0	0.1	0.0	0.4	0.0	0.0	0.0
Egypt	469	0.4	0.2	0.2	1.4	0.5	0.4	20.9	39.1	23.2	18.7	28.0	22.0
Iran, I.R. of	429	2.1	0.4	0.2	0.5	2.1	0.9	23.2	3.9	4.1	19.3	27.5	32.6
Iraq	433	0.0	0.0	0.0	0.1	0.0
Jordan	439	0.2	0.0	0.0	0.2	0.1	0.0	0.2	0.3	0.3	0.4	0.9	0.7
Kuwait	443	0.1	0.0	0.1	0.0	0.0	0.9	1.4	0.3	0.3	6.0	1.1	1.2
Lebanon	446	2.8	3.7	3.0	19.5	14.8	17.4	4.8	3.2	3.5	17.8	4.7	9.7
Libya	672	0.4	3.1	0.2	0.3	0.0	0.5	0.0	0.0	0.0	1.6	3.4
Mauritania	682	64.8	56.9	57.2	41.5	77.7	64.7	6.3	8.5	5.3	5.2	8.9	6.1
Morocco	686	6.1	8.0	7.8	6.5	7.7	3.9	65.1	69.1	73.3	76.1	95.0	95.2
Oman	449	0.0	0.0	0.0	0.0	10.1	5.8	0.9	0.5	0.4	0.7
Pakistan	564	1.7	3.7	2.5	1.0	0.9	0.0	20.9	17.4	3.4	28.8	19.4	9.8
Qatar	453	0.0	0.0	0.9	0.0	0.0	0.0	20.3	3.7	9.2	9.7	4.3	3.7
Saudi Arabia	456	0.3	0.1	2.0	0.4	1.6	0.1	24.2	40.3	40.5	33.5	24.2	26.3
Sudan	732	0.7	0.3	1.0	0.9	0.7	0.8	0.0	0.6	0.1	0.4	0.1	0.3
Syrian Arab Republic	463	0.1	0.0	1.6	0.6	0.0	0.0	0.0
Tunisia	744	0.7	5.5	18.3	2.1	3.4	1.2	37.5	48.5	43.6	36.7	40.5	51.3
United Arab Emirates	466	36.4	88.2	134.1	93.9	74.1	126.9	54.8	89.0	117.1	99.1	157.9	124.9
Sub-Saharan Africa	603	963.6	1,070.1	1,115.8	942.5	1,127.1	1,006.8	1,081.2	1,007.8	840.8	752.2	736.5	848.6
Angola	614	16.0	0.9	0.4	0.4	4.4	0.8	0.0	0.2	0.4	18.0	1.4	0.1
Benin	638	16.7	23.9	33.6	19.9	19.3	16.8	2.9	0.9	0.1	1.4	0.4	0.5
Botswana	616	0.3	0.1	0.2	0.0	0.0	0.0	0.1	0.0
Burkina Faso	748	58.4	56.2	63.2	43.7	52.7	54.0	0.1	0.1	0.3	0.1	0.6	0.2
Burundi	618	0.1	0.1	0.0	0.0	0.1	0.1	0.0	0.0	0.0	0.0
Cabo Verde	624	3.8	2.2	2.8	1.9	3.2	3.9	0.0	0.0	0.4	0.3	0.1	0.0
Cameroon	622	49.1	29.9	62.5	42.5	27.0	17.7	15.1	16.2	12.9	12.6	14.1	15.3
Central African Rep.	626	1.6	0.9	3.5	7.8	9.4	8.7	0.1	0.1	0.0	0.0
Chad	628	8.6	35.6	16.9	27.3	23.4	26.1	0.2	0.0
Comoros	632	0.0	0.6	0.1
Congo, Dem. Rep. of	636	0.7	1.3	1.1	0.9	1.5	2.0	0.3	0.1	0.0	0.0	0.2	1.4
Congo, Republic of	634	9.3	32.3	41.7	38.4	43.6	42.9	1.6	0.3	0.2	0.7	4.3	1.7

Senegal (722)

In Millions of U.S. Dollars

		Exports (FOB)						Imports (CIF)					
		2012	2013	2014	2015	2016	2017	2012	2013	2014	2015	2016	2017
Côte d'Ivoire	662	62.8	92.9	91.6	121.9	135.0	132.4	165.6	138.4	129.7	109.7	104.8	125.3
Equatorial Guinea	642	13.8	19.5	12.6	11.8	4.8	1.5	22.8	2.9	2.4	2.1	5.3	7.5
Eswatini, Kingdom of	734	0.0	0.0	0.2	2.9	3.0	0.5	0.6	0.3	2.1	0.0
Estonia	939	0.3	0.9	0.3	0.0	3.5	4.3
Ethiopia	644	0.1	0.0	0.2	0.0	0.0	0.1	0.2	0.1	0.4	0.2	0.0	0.0
Gabon	646	11.2	12.9	17.3	13.7	11.4	4.3	0.4	0.3	0.2	0.3	3.3	2.4
Gambia, The	648	79.2	92.2	81.0	66.9	85.8	103.5	1.2	1.1	1.5	1.1	0.2	2.0
Ghana	652	43.0	20.2	8.8	18.8	16.9	16.3	11.4	13.7	16.6	30.2	55.4	73.1
Guinea	656	98.9	109.0	98.0	79.7	85.3	82.8	0.2	0.6	1.1	7.1	3.3	3.9
Guinea-Bissau	654	55.3	81.2	72.7	38.3	53.1	40.4	0.1	0.1	0.1	0.0
Kenya	664	6.3	1.6	3.1	0.7	0.0	0.1	3.1	1.5	0.7	0.4	0.4	0.5
Liberia	668	10.8	13.6	8.8	6.8	7.1	6.1	0.0	0.0	0.1	2.1
Madagascar	674	0.1	0.1	0.1	0.1	0.0	0.0	0.1	0.2	0.0	0.0	0.0	0.0
Malawi	676	0.0	0.0	0.1	0.0	0.1	0.1	0.3	0.1
Mali	678	336.6	363.7	410.5	297.7	461.3	367.0	0.8	0.7	1.0	1.7	7.1	4.5
Mauritius	684	0.8	0.8	0.1	0.0	0.0	0.2	0.6	0.0	0.9	2.3	4.3	2.0
Mozambique	688	0.2	0.1	0.2	0.3	0.7	0.1	0.1	3.7	0.0	0.6	1.0	0.8
Namibia	728	0.0	0.0	0.3	0.0	0.1	0.4	0.1	0.1	0.0	0.0	0.0	0.3
Niger	692	10.1	16.5	11.3	22.1	22.6	16.4	0.4	0.3	0.2	0.0	0.0	0.1
Nigeria	694	12.5	9.4	15.2	10.4	10.1	21.2	750.3	706.5	523.1	452.7	424.8	481.9
Rwanda	714	0.0	0.1	0.0	0.1	0.1	0.0	0.0	0.0
Seychelles	718	0.1	0.1	0.1	9.2	0.1	0.0
Sierra Leone	724	26.8	19.8	25.6	19.7	17.1	10.5	0.3	0.2	0.5	0.8	1.2	3.3
South Africa	199	1.5	2.8	1.8	19.8	1.9	4.6	92.2	102.2	126.9	93.0	91.1	110.5
Tanzania	738	0.7	0.2	0.7	0.5	3.0	0.7	0.6	1.1	0.2	0.2	0.8	0.7
Togo	742	28.4	30.2	29.2	29.2	25.4	21.4	6.2	15.6	20.3	6.7	7.4	10.3
Uganda	746	0.2	0.0	0.2	0.2	0.4	0.1	0.0	0.0	0.2	0.0	0.0	0.0
Zambia	754	0.0	0.2	0.3	0.2	0.2	1.1	0.0	0.0	0.0	0.0	0.1	0.1
Zimbabwe	698	0.0	0.1	0.0	0.0	0.0	0.0	0.0	0.0	0.0
Africa n.s.	799	1.3	0.0	0.0	0.1	0.0
Western Hemisphere	205	2.0	7.5	7.1	9.2	16.0	32.4	342.7	285.7	205.1	169.4	232.6	292.6
Antigua and Barbuda	311	0.0	1.2	0.8	0.7	0.1	0.7	5.3	6.9	20.0	11.9	7.8	0.2
Argentina	213	0.2	0.0	0.0	0.1	9.4	106.3	80.7	73.9	53.6	57.1	101.1
Aruba	314	3.9	1.2
Bahamas, The	313	0.0	0.0	1.3	0.0	0.0	0.1
Barbados	316	0.2
Belize	339	0.0	0.0	0.0	0.3	1.4
Bermuda	319	0.0	0.0	0.1	0.0	0.1	0.0
Bolivia	218	0.0	2.2
Brazil	223	0.4	2.4	3.2	4.2	5.3	2.4	120.1	142.7	85.8	85.4	121.0	121.5
Chile	228	0.0	0.0	0.1	1.4	0.6	0.5	0.7	0.5	0.8	0.6
Colombia	233	0.0	2.0	0.0	0.1	0.4	0.2	22.6	2.5	1.5	1.2	1.8	3.3
Costa Rica	238	0.1	0.1	0.3	0.0	0.0	0.5	0.2	0.4	0.3	0.7	0.4
Curacao	354	0.1
Dominica	321	0.0	0.2	0.0	0.1	0.2	0.3	0.3
Dominican Republic	243	0.4	1.0
Ecuador	248	0.0	0.1	0.0	0.3	2.2	0.5	0.0	0.0	0.1	0.5
El Salvador	253	0.0	0.0	0.2	0.0	0.1	0.0
Guatemala	258	0.0	0.0	1.5	1.3	0.1	16.2	19.3
Haiti	263	0.4	0.8	0.1	0.2	0.0	0.0	0.1	0.2
Honduras	268	0.0	0.1	0.1	0.1	0.3	0.2	0.0	0.1
Mexico	273	0.8	1.1	1.5	1.8	8.1	15.4	0.2	6.0	1.4	0.9	3.9	3.4
Netherlands Antilles	353	0.1	0.1
Nicaragua	278	0.0	0.0	0.1	1.0	0.3	0.0	0.0	0.0	0.1	0.0	0.0	13.5
Panama	283	0.0	0.0	0.0	0.0	0.3	0.1	0.3	0.1	0.2	0.7	0.3
Paraguay	288	0.0	0.0	1.9	2.6	3.8	7.0	3.2	7.9
Peru	293	0.2	2.0	2.1	2.4	1.4	0.5	0.3
Suriname	366	0.4	0.0	0.8	0.0	0.0	0.5	0.3
Trinidad and Tobago	369	0.0	0.9	0.0	7.6	13.1	7.3	4.2	7.8	6.6
Uruguay	298	0.0	0.0	0.0	18.3	20.8	2.0	0.4	4.0	7.7

Senegal (722)

In Millions of U.S. Dollars

		Exports (FOB)						Imports (CIF)					
		2012	2013	2014	2015	2016	2017	2012	2013	2014	2015	2016	2017
Venezuela, Rep. Bol.	299	0.1	0.1	55.3	3.5	0.2	0.1	2.4	4.5
Western Hem. n.s.	399	0.0	0.0	0.0	0.1	0.0	0.1	0.2	0.5	0.0	0.0	0.0
Other Countries n.i.e	910	0.8	0.1	0.5	7.8	0.5	2.5	0.3	0.4	48.0	0.8	0.6	0.2
Cuba	928	0.0	0.0	0.0	0.2	47.8	0.6	0.2	0.0
Korea, Dem. People's Rep.	954	0.8	0.1	0.5	7.8	0.5	2.5	0.3	0.2	0.1	0.2	0.3	0.2
Special Categories	899	226.3	264.5	241.0	174.0	141.9	149.3	0.2	8.4	0.0
Countries & Areas n.s.	898	0.1	0.5	1.7	1.7	2.2	0.6	1.2	5.8	4.7	8.6	11.9
Memorandum Items													
Africa	605	1,036.3	1,141.9	1,200.9	993.9	1,217.2	1,078.0	1,190.5	1,135.4	965.5	875.2	905.7	1,009.5
Middle East	405	42.7	95.8	141.0	116.3	93.3	147.2	161.6	186.4	199.3	205.4	251.0	226.2
European Union	998	321.9	364.7	423.9	389.7	395.0	375.4	2,194.5	2,487.0	2,641.2	2,166.6	2,126.8	2,165.3
Export earnings: fuel	080	115.0	206.5	244.1	198.4	179.4	230.2	1,187.9	951.5	796.7	777.3	791.9	825.0
Export earnings: nonfuel	092	2,226.1	2,233.4	2,329.1	2,123.2	2,499.9	2,246.5	4,612.9	5,114.3	5,252.0	4,456.1	4,688.1	5,209.8

Serbia, Republic of (942)

In Millions of U.S. Dollars

		Exports (FOB)						Imports (CIF)					
		2012	2013	2014	2015	2016	2017	2012	2013	2014	2015	2016	2017
IFS World		11,231.8	14,606.4	14,817.9	13,354.8	14,868.8	17,031.4	18,929.1	20,549.1	20,556.3	17,841.1	18,888.3	21,993.7
World	001	11,346.9	14,716.6	14,806.4	13,355.1	14,851.7	16,598.1	18,877.6	20,561.2	20,453.9	18,168.6	19,306.2	22,395.9
Advanced Economies	110	5,125.0	7,740.8	7,828.2	7,120.3	7,800.8	8,665.7	9,257.4	10,196.6	10,364.8	9,314.7	10,015.4	11,303.2
Euro Area	163	4,472.2	6,404.4	6,615.8	5,954.5	6,455.4	7,124.0	7,348.5	8,259.1	8,419.6	7,431.1	8,005.8	9,041.2
Austria	122	283.4	371.8	351.8	339.6	375.2	453.5	660.8	631.1	639.7	532.9	583.8	673.7
Belgium	124	126.4	169.9	213.1	166.0	183.7	192.8	337.0	349.5	378.2	355.6	440.3	415.8
Cyprus	423	109.2	67.9	61.8	24.2	18.2	15.5	4.7	4.7	5.0	4.8	5.7	7.0
Estonia	939	2.8	3.3	5.5	4.4	5.1	4.6	7.6	6.0	6.2	5.6	5.8	7.6
Finland	172	15.1	13.7	15.0	14.0	19.1	22.7	101.2	76.3	116.9	80.2	83.4	121.8
France	132	285.5	356.0	418.4	410.5	413.8	504.2	517.2	602.2	572.1	533.1	577.0	642.4
Germany	134	1,315.1	1,744.0	1,774.8	1,682.9	1,940.0	2,131.4	2,058.6	2,251.3	2,455.9	2,252.8	2,473.4	2,836.5
Greece	174	165.5	218.5	167.2	149.9	147.6	183.0	304.2	299.2	304.4	269.3	292.3	322.5
Ireland	178	6.4	8.5	6.9	5.8	8.1	8.6	103.6	85.4	90.6	84.4	91.6	108.3
Italy	136	1,201.8	2,387.6	2,571.5	2,168.5	2,168.3	2,237.0	1,833.0	2,369.5	2,302.6	1,920.5	1,984.4	2,233.4
Latvia	941	4.3	3.2	6.4	4.3	3.2	5.6	3.7	5.4	4.5	4.2	5.8	5.9
Lithuania	946	25.8	22.6	29.9	15.8	18.4	25.2	9.6	21.3	17.5	15.0	17.3	18.9
Luxembourg	137	2.2	2.9	10.8	10.9	15.7	9.5	17.6	26.1	25.6	21.6	16.2	14.7
Malta	181	1.6	0.8	1.1	6.5	3.4	1.3	6.7	5.1	6.1	8.8	6.3	27.9
Netherlands	138	145.5	153.2	150.5	152.4	176.2	235.8	281.6	325.9	357.5	290.4	315.3	375.4
Portugal	182	12.9	26.8	27.2	24.2	18.7	18.7	17.8	22.8	19.9	18.0	25.7	34.6
Slovak Republic	936	253.8	270.9	209.7	220.8	302.1	323.0	253.2	367.4	315.5	249.0	250.3	263.2
Slovenia	961	428.8	481.6	470.5	415.6	476.5	555.9	591.8	579.2	560.8	548.1	568.7	601.8
Spain	184	86.1	101.1	123.9	138.0	162.1	195.9	238.5	230.6	240.4	236.8	262.3	330.0
Australia	193	8.1	9.6	10.4	8.9	9.7	11.7	10.4	9.1	5.6	5.2	5.9	7.4
Canada	156	7.0	10.4	18.2	18.6	27.0	35.9	27.4	32.8	27.5	28.2	22.5	30.8
China,P.R.: Hong Kong	532	13.5	44.8	70.5	62.7	58.2	35.0	5.9	6.9	10.4	8.5	12.6	21.4
China,P.R.: Macao	546	0.0	0.3	0.0	0.0	0.4	0.3	0.1	0.3	2.8	0.8
Czech Republic	935	170.5	321.4	357.3	306.3	367.5	408.8	388.1	442.4	457.3	407.3	482.8	600.6
Denmark	128	20.8	31.6	48.0	58.1	53.3	62.1	123.8	130.6	115.8	131.9	147.4	149.1
Iceland	176	0.4	0.3	0.6	0.3	1.4	2.1	5.6	1.8	1.6	2.1	1.9	0.5
Israel	436	15.5	16.6	17.5	19.1	22.8	27.4	24.4	23.6	26.0	25.0	43.2	40.7
Japan	158	4.2	6.7	6.8	42.3	55.6	50.0	186.5	124.0	107.4	109.2	113.9	122.4
Korea, Republic of	542	2.2	0.5	2.4	3.2	5.3	8.4	146.3	139.9	119.6	118.7	132.4	160.0
New Zealand	196	0.3	0.4	1.0	1.3	0.8	0.6	1.8	1.1	0.8	0.9	2.3	1.3
Norway	142	13.1	29.2	21.5	25.3	20.9	22.5	16.3	19.0	20.5	27.1	38.9	45.1
San Marino	135	0.0	0.1	0.0	0.0	0.2	0.1	0.1	0.2	0.3	0.2	0.1
Singapore	576	8.4	36.0	25.1	12.0	12.1	9.7	11.3	10.3	9.8	13.5	14.9	19.3
Sweden	144	52.9	59.7	67.0	69.3	87.0	165.0	161.3	185.7	225.3	162.1	164.9	164.0
Switzerland	146	92.6	104.7	99.4	90.0	110.9	126.1	208.7	210.2	243.4	284.9	205.2	242.4
Taiwan Prov.of China	528	0.5	0.6	0.6	0.7	1.6	2.1	42.5	51.8	53.5	51.9	75.3	74.2
United Kingdom	112	144.1	171.9	154.5	196.7	265.8	315.9	230.1	239.4	241.0	221.6	212.3	268.2
United States	111	98.6	492.0	311.6	250.7	245.5	258.3	317.8	308.7	279.4	284.7	330.2	313.7
Emerg. & Dev. Economies	200	6,221.7	6,975.8	6,978.3	6,234.8	7,050.7	7,932.3	9,614.3	10,361.4	10,086.2	8,849.9	9,286.7	11,087.7
Emerg. & Dev. Asia	505	58.7	107.4	62.8	74.3	87.2	122.9	1,792.3	1,951.5	1,982.6	1,970.7	2,156.5	2,488.9
Bangladesh	513	0.5	31.5	6.0	22.3	23.5	3.8	26.0	35.7	42.1	40.3	51.8	61.3
Cambodia	522	0.9	1.9	1.4	0.0	0.0	0.1	4.1	5.9	8.1	7.3	10.4	12.3
China,P.R.: Mainland	924	20.3	22.0	17.7	20.6	25.3	62.2	1,387.6	1,507.1	1,558.3	1,535.0	1,603.0	1,845.5
Fiji	819	0.1	0.1	0.0	2.6
F.T. French Polynesia	887	0.0	0.0	0.4	0.1	0.0	0.0	0.0	0.0
F.T. New Caledonia	839	0.0	0.1	0.0	0.6	0.0
India	534	4.9	8.7	9.0	5.6	9.4	10.8	153.5	173.8	140.0	139.8	133.1	190.3
Indonesia	536	7.0	11.1	6.6	6.0	9.6	5.2	34.1	40.2	45.4	54.4	46.8	58.8
Lao People's Dem.Rep	544	0.0	0.2	1.6	1.2	0.7	0.5	0.2
Malaysia	548	2.4	1.5	2.9	4.7	2.2	3.6	46.2	49.3	40.7	32.2	34.2	48.3
Marshall Islands	867	0.3	0.0	0.0	0.1	0.0	0.0	0.1	0.0
Mongolia	948	0.3	0.8	0.6	0.3	0.4	0.3	0.0	0.0	0.0	0.0
Myanmar	518	3.6	10.8	0.5	4.9	1.9	12.6	1.2	0.7	1.8	0.9	1.6	1.0
Nauru	836	0.0	0.1	0.0	0.0	0.0	0.0
Nepal	558	0.0	0.0	0.0	0.0	0.1	0.0	0.0	0.0	0.0	0.0	0.0	0.0
Papua New Guinea	853	0.1	0.0	0.2	0.0	0.0	0.0	0.0

Serbia, Republic of (942)

In Millions of U.S. Dollars

		Exports (FOB)						Imports (CIF)					
		2012	2013	2014	2015	2016	2017	2012	2013	2014	2015	2016	2017
Philippines	566	5.3	4.5	1.0	2.8	0.5	0.9	6.4	6.4	6.0	6.4	8.9	15.9
Solomon Islands	813	0.1
Sri Lanka	524	0.1	0.2	0.3	0.0	0.0	0.2	6.5	3.2	3.3	3.1	3.6	3.7
Thailand	578	5.9	5.1	4.5	4.1	1.5	4.1	58.5	50.9	45.7	45.4	57.0	67.2
Timor-Leste	537	0.0	0.0	0.0	0.1	0.0	0.0	0.0
Vietnam	582	7.0	9.1	12.1	2.9	12.2	18.3	67.8	76.6	89.6	105.3	142.3	181.6
Asia n.s.	598	0.1	0.0	0.1	0.0	0.0	0.0	0.0	0.1	0.0	63.0	0.0
Europe	170	5,896.2	6,625.3	6,614.6	5,789.3	6,478.7	7,253.0	7,477.2	8,050.4	7,708.0	6,486.7	6,438.4	7,591.4
Emerg. & Dev. Europe	903	4,764.8	5,214.2	5,331.9	4,906.9	5,505.3	6,030.6	4,664.7	4,940.1	4,941.6	4,281.8	4,533.5	5,493.0
Albania	914	87.3	116.9	122.3	99.6	99.3	133.9	13.9	16.3	18.0	19.9	29.0	43.7
Bosnia and Herzegovina	963	1,082.7	1,184.4	1,303.7	1,163.6	1,229.4	1,362.0	474.3	492.2	493.2	426.5	445.3	583.9
Bulgaria	918	288.6	336.6	381.7	379.5	422.7	662.7	500.8	438.7	409.3	334.3	362.2	476.9
Croatia	960	397.5	419.6	455.7	440.6	514.3	620.9	537.5	477.5	542.6	514.2	482.3	549.8
Faroe Islands	816	0.4	0.4	0.3	0.2	0.0	0.0	0.1	0.2
Gibraltar	823	0.0	0.0	0.0	0.0	0.2	0.0	0.0	0.0
Hungary	944	329.3	407.5	376.1	354.7	477.6	620.1	928.7	1,011.7	1,012.0	865.8	883.2	1,092.0
Macedonia, FYR	962	482.1	571.1	593.5	517.4	587.0	627.7	297.2	263.7	250.8	201.9	212.4	246.3
Montenegro	943	797.7	844.8	749.4	676.3	723.0	457.1	121.9	158.6	65.9	62.1	64.3	24.4
Poland	964	180.8	272.2	295.6	283.3	336.0	422.3	526.2	970.6	982.2	761.4	834.3	927.8
Romania	968	932.0	841.3	822.7	742.1	846.2	813.4	823.0	582.3	586.4	516.8	552.8	682.5
Turkey	186	186.9	219.8	231.3	249.5	269.5	310.2	441.0	528.5	581.2	578.7	667.9	865.5
CIS	901	1,131.4	1,410.2	1,280.8	882.4	973.3	1,222.3	2,812.5	3,107.6	2,760.9	2,201.7	1,904.7	2,093.7
Armenia	911	1.1	1.8	1.7	1.7	1.5	1.0	0.3	0.1	0.1	35.1	45.3	83.9
Azerbaijan, Rep. of	912	31.6	56.1	15.7	7.5	10.0	4.6	0.8	0.0	0.4	5.6	2.3	0.4
Belarus	913	69.6	81.8	72.8	37.8	31.2	42.3	96.0	94.3	78.6	64.4	48.3	59.3
Georgia	915	2.8	7.0	12.7	2.4	5.1	7.0	0.0	0.1	3.9	6.4	1.6	0.1
Kazakhstan	916	11.4	11.5	16.8	24.4	24.3	28.8	415.4	880.9	198.0	142.0	53.2	48.5
Kyrgyz Republic	917	0.0	0.6	1.4	8.0	11.7	13.2	6.4	5.7	4.8	4.8	4.1	3.5
Moldova	921	13.1	14.6	17.0	11.2	10.3	13.4	79.5	79.2	55.4	35.5	16.0	12.8
Russian Federation	922	869.9	1,062.0	1,032.4	724.9	794.5	995.5	2,064.7	1,924.1	2,313.3	1,746.7	1,510.2	1,627.7
Tajikistan	923	1.4	0.5	0.8	0.2	5.8	7.9	0.1	0.1
Turkmenistan	925	0.5	0.3	1.6	0.1	1.2	0.1	0.1	0.6	0.2	0.3	0.2
Ukraine	926	128.8	172.1	100.6	63.7	76.6	107.8	145.1	122.6	105.7	161.1	222.9	256.7
Uzbekistan	927	1.2	1.9	7.2	0.4	1.0	0.9	4.3	0.4	0.0	0.1	0.2	0.4
Europe n.s.	884	0.0	0.9	1.8	0.0	0.0	0.1	2.7	5.5	3.2	0.1	4.7
Mid East, N Africa, Pak	440	191.9	142.6	176.1	255.1	395.0	461.8	94.3	114.3	133.3	143.0	385.0	653.3
Afghanistan, I.R. of	512	3.5	4.9	5.1	12.2	17.3	41.7	0.0	0.0	0.1	0.0	0.1	0.0
Algeria	612	26.0	13.8	26.6	16.9	44.3	35.8	0.3	0.0	0.5	0.1	0.9	0.1
Bahrain, Kingdom of	419	1.8	2.7	1.3	1.8	1.3	0.7	0.0	0.1	0.4	0.3	0.7	0.5
Egypt	469	19.8	16.2	35.5	42.5	57.4	30.0	12.3	9.5	15.0	15.1	55.2	40.6
Iran, I.R. of	429	32.9	13.9	15.9	9.4	11.7	8.9	7.7	3.6	3.9	5.1	8.7	14.7
Iraq	433	37.8	17.0	8.0	22.0	13.8	22.2	0.0	0.0	0.0	0.0	177.2	472.5
Jordan	439	12.4	8.6	2.0	12.2	13.2	11.6	0.2	4.4	6.1	30.4	16.4	19.0
Kuwait	443	0.9	0.7	2.9	11.6	3.4	6.2	1.5	1.2	1.5	0.6	1.7	0.5
Lebanon	446	11.5	6.5	7.8	7.5	8.3	7.7	0.3	0.4	0.6	0.4	0.2	2.1
Libya	672	4.2	31.2	33.1	28.8	7.4	6.6	0.0	0.0	0.2	0.0	0.0
Mauritania	682	0.0	0.0	0.0	0.0	15.1	7.9	0.0	0.0	0.0	0.0	0.0	0.0
Morocco	686	1.6	1.5	1.5	3.2	10.2	10.9	7.9	8.2	9.6	8.6	26.1	19.5
Oman	449	0.2	1.2	0.0	0.2	1.6	4.2	0.7	2.1	8.7	2.4	2.9	2.1
Pakistan	564	0.4	0.6	0.8	0.7	1.2	1.8	9.7	9.8	14.9	12.7	13.7	13.3
Qatar	453	0.4	1.4	1.7	2.4	3.1	10.7	2.3	4.2	1.3	3.5	1.8	0.5
Saudi Arabia	456	4.8	4.3	5.2	31.1	72.3	137.5	8.8	13.4	22.4	23.1	25.6	30.0
Somalia	726	0.1	0.2	0.3	0.7	0.0	0.0	0.0	0.0
Sudan	732	1.3	0.2	0.9	1.5	0.3	0.2	0.2	0.2	0.1	0.1	0.0	0.0
Syrian Arab Republic	463	2.1	4.5	0.8	1.0	0.0	11.5	8.6	8.7	3.8	0.0	1.8
Tunisia	744	9.1	3.8	1.8	10.1	20.5	23.3	22.0	32.1	31.3	22.3	21.6	21.4
United Arab Emirates	466	21.2	13.7	20.4	39.2	90.1	90.8	8.9	16.5	8.2	14.2	32.2	14.7
West Bank and Gaza	487	0.8	2.0
Yemen, Republic of	474	0.1	0.3	1.0	0.7	0.5	0.3	0.1	0.0	0.0

Serbia, Republic of (942)

In Millions of U.S. Dollars

		Exports (FOB)						Imports (CIF)					
		2012	2013	2014	2015	2016	2017	2012	2013	2014	2015	2016	2017
Sub-Saharan Africa	603	49.7	53.6	93.7	85.6	55.6	43.3	57.6	60.5	60.7	59.8	96.4	90.9
Angola	614	4.8	8.5	16.5	3.3	3.1	4.2	0.0	0.0	0.0	0.0	0.0
Benin	638	0.0	0.2	0.0	0.4	0.4	0.0	0.0	0.0	0.0
Botswana	616	0.4	0.0	0.2	1.7	0.3	0.6	0.0	0.0	0.0	0.0	0.1	0.0
Burkina Faso	748	0.5	0.3	0.0	0.3	0.2	0.5	0.0	0.0	0.1	0.0	0.0
Burundi	618	0.1	0.4	0.0	0.1	0.0	0.2	0.0	0.2
Cameroon	622	5.4	5.6	20.4	21.3	15.2	3.6	0.7	0.9	0.6	0.5	0.7	0.5
Central African Rep.	626	0.0	0.0	0.0	0.0	0.1	0.0	0.0	0.2	0.0	0.1
Chad	628	0.0	0.1	0.0	0.1
Congo, Dem. Rep. of	636	0.8	1.0	1.4	0.3	0.1	0.2	0.1	0.1	0.0	0.1	0.0	0.1
Congo, Republic of	634	0.5	1.1	3.1	2.1	0.2	1.3	0.0	0.0	0.0	0.1	0.1	0.0
Côte d'Ivoire	662	0.1	0.2	0.1	0.2	0.2	0.4	11.9	14.9	17.5	19.6	13.0	20.4
Equatorial Guinea	642	4.6	8.0	4.0	3.3	5.4	2.3
Eritrea	643	0.1	0.0	0.0	0.0	12.9	0.0
Eswatini, Kingdom of	734	0.0	0.2	0.6	0.1	0.1	0.0	0.1	0.0	0.0	0.0
Estonia	939	2.8	3.3	5.5	4.4	5.1	4.6	7.6	6.0	6.2	5.6	5.8	7.6
Ethiopia	644	11.4	3.5	1.4	0.7	0.6	0.6	0.4	1.1	1.6	0.7	0.2	0.3
Gabon	646	0.8	1.1	0.6	1.3	1.8	2.7	0.3	0.2	0.2	0.1	0.2	0.1
Gambia, The	648	0.0	0.1	0.1	0.0	0.0
Ghana	652	1.0	0.4	0.2	4.5	3.0	2.0	16.5	17.9	20.4	15.6	13.2	9.2
Guinea	656	0.1	0.1	0.0	0.1	0.0	2.0	0.1	0.1	0.0	0.0	0.0	0.0
Kenya	664	8.7	11.0	22.6	20.5	11.2	7.5	0.6	0.7	0.6	0.8	1.1	1.7
Lesotho	666	0.0	0.0	0.0	0.1	0.1	0.1
Liberia	668	0.0	1.1	0.1	0.1	0.2	0.6	0.9	1.0	0.6	0.6
Madagascar	674	0.0	0.0	0.1	0.2	0.2	0.2	0.4	0.3	0.2	1.0	0.5
Malawi	676	0.0	0.0	0.1	0.5	0.1	0.3	0.1	0.3	2.7
Mali	678	0.3	0.3	0.1	0.1	0.6	0.0	0.2	0.0	0.0	0.1	0.1
Mauritius	684	0.0	0.8	0.0	0.1	0.2	1.1	0.5	0.7	0.5	0.4	0.4	0.6
Mozambique	688	0.0	0.2	0.2	0.3	0.1	1.8	1.1	0.2	0.8	1.5	14.6
Namibia	728	0.1	0.3	0.0	0.6	0.5	0.1	0.0	0.0	0.0	0.2	0.0
Niger	692	0.1	0.0	0.7	0.1	0.1	0.0	0.0	0.0	0.0	0.0	0.0
Nigeria	694	7.1	3.1	8.7	13.7	7.4	7.2	4.2	2.0	0.9	1.6	29.6	1.2
Rwanda	714	0.0	0.4	0.6	0.2	0.1	0.2	0.0	0.0	0.1	0.0	0.1	0.1
Senegal	722	0.1	0.7	0.1	0.1	0.1	1.1	0.3	0.0	0.0	0.0	0.2	0.1
Seychelles	718	0.0	1.7	2.8	0.0	0.3	0.0	0.1	0.1	0.1	0.1	0.0	0.0
Sierra Leone	724	0.0	0.0	0.0	0.0	0.2	0.1	0.0	0.1	0.0	0.2	0.3	0.2
South Africa	199	2.4	2.2	3.9	3.0	2.7	3.4	12.0	11.1	9.4	9.3	14.0	17.0
Tanzania	738	0.1	1.7	2.5	1.0	0.2	0.4	0.1	0.4	0.2	0.3	0.6	10.6
Togo	742	0.0	0.0	0.1	0.1	0.3	0.0	0.0	0.2	0.3
Uganda	746	0.4	0.1	2.8	6.0	0.3	0.5	5.2	5.8	5.0	6.2	4.1	7.7
Zambia	754	0.1	0.0	0.0	0.0	0.1	0.0	0.1	0.0	0.0	0.1	0.1	0.0
Zimbabwe	698	0.0	0.1	0.0	0.0	0.1	0.1	0.8	1.5	1.4	1.4	1.1	2.0
Western Hemisphere	205	25.2	46.8	31.1	30.5	34.2	51.4	192.8	184.7	201.8	189.6	210.4	263.3
Argentina	213	0.5	2.4	3.7	2.5	2.2	4.5	23.9	20.2	18.0	19.4	27.1	31.8
Bahamas, The	313	0.0	0.1	0.1	0.6	0.8	0.2	0.2	0.0
Belize	339	0.8	1.5	1.5	1.7	3.1	0.1	0.0	0.2	0.1	0.1	0.3	0.1
Bermuda	319	0.0	0.1	0.1
Bolivia	218	0.0	0.0	0.1	0.2	0.4	0.2	0.4	0.4	0.6	0.8	0.5	0.5
Brazil	223	11.2	25.7	11.1	7.3	9.0	13.5	84.4	75.3	102.9	79.4	86.3	109.7
Chile	228	4.3	6.1	4.2	3.8	4.8	8.3	9.4	5.7	2.2	19.3	17.0	11.7
Colombia	233	0.9	1.2	1.2	2.1	1.3	1.7	2.7	5.4	3.3	2.2	12.8	12.1
Costa Rica	238	0.5	1.2	1.6	1.9	1.5	1.3	9.3	10.8	9.6	3.9	6.3	11.7
Curacao	354	0.0	1.1
Dominican Republic	243	0.1	0.2	0.1	0.2	0.7	0.5	1.7	1.6	1.8	1.5	1.3	2.8
Ecuador	248	0.0	0.0	0.0	0.1	0.5	1.9	26.2	25.9	32.1	30.9	24.5	17.8
El Salvador	253	0.1	0.0	0.0	0.2	0.0	0.0	0.1	0.1	0.1
Falkland Islands	323	1.0	1.6	0.7	0.7	0.4	0.4
Greenland	326	0.1	0.1	0.0	0.0	0.0	0.1	0.0
Grenada	328	0.0	0.0	0.0	0.0	0.0	0.0	0.0	1.3
Guatemala	258	0.3	0.3	0.7	0.7	0.9	0.8	0.7	0.5	0.7	0.5	0.3	3.4

Serbia, Republic of (942)

In Millions of U.S. Dollars

		Exports (FOB)						Imports (CIF)					
		2012	2013	2014	2015	2016	2017	2012	2013	2014	2015	2016	2017
Guyana	336	0.5	0.1	0.0	0.1	0.0	0.0	0.0	0.0
Haiti	263	0.1	0.0	0.0	0.0	0.0	0.1	0.1	0.1	0.1	0.1	0.1
Honduras	268	0.0	0.0	0.1	0.4	0.7	0.1	0.1	0.4	1.8
Mexico	273	2.1	3.6	4.2	8.3	7.7	13.3	20.2	27.4	21.7	26.7	30.3	43.1
Netherlands Antilles	353	0.1	0.0	0.1	0.1	0.0	0.0	0.0
Nicaragua	278	0.0	0.2	0.0	0.0	0.0	0.1	0.0
Panama	283	0.2	0.7	0.2	0.3	0.5	0.7	2.1	0.8	0.3	0.4	0.1	0.2
Paraguay	288	0.1	0.1	0.2	0.0	0.1	0.2	0.1	0.0	0.0	0.0	0.0
Peru	293	1.9	0.8	1.6	0.6	0.9	3.4	4.1	5.8	5.1	2.1	1.7	1.9
St. Kitts and Nevis	361	0.0	0.0	0.0	0.0	0.0	0.0	0.0	9.6
Suriname	366	0.1	0.1	0.2	0.1	0.1	0.1	0.0	0.2	0.1	0.1	0.1	0.1
Trinidad and Tobago	369	0.5	0.1	0.2	0.0	0.0	0.0	0.2	0.0	0.0	0.0	0.0
Uruguay	298	1.1	1.2	0.2	0.3	0.3	0.7	2.5	0.8	1.4	0.9	0.4	1.6
Venezuela, Rep. Bol.	299	0.2	0.3	0.0	0.0	0.1	0.0	2.3	0.0	0.2	0.0	0.0	0.0
Western Hem. n.s.	399	0.6	0.1	0.0	0.2	0.0	0.0	0.4	0.2	0.2	0.1	0.0
Other Countries n.i.e	910	0.2	0.0	0.0	0.1	0.0	6.0	3.1	2.9	4.0	0.7	0.5
Cuba	928	0.2	0.0	0.0	0.1	0.0	1.6	1.7	1.4	2.8	0.5	0.2
Korea, Dem. People's Rep.	954	0.0	4.3	1.5	1.5	1.2	0.2	0.4
Special Categories	899	2.7
Countries & Areas n.s.	898	3.4	1.7
Memorandum Items													
Africa	605	87.7	72.9	124.6	117.7	146.3	122.1	88.0	101.1	102.1	90.9	145.1	131.9
Middle East	405	150.0	117.7	139.2	210.2	285.9	339.5	54.2	63.9	76.8	99.2	322.6	599.0
European Union	998	6,988.7	9,266.1	9,574.4	8,785.1	9,825.8	11,215.1	11,568.0	12,737.8	12,991.5	11,346.7	12,127.9	13,952.0
Export earnings: fuel	080	1,062.6	1,253.8	1,217.1	947.4	1,099.7	1,374.5	2,547.4	2,880.3	2,596.8	1,980.1	1,885.5	2,244.4
Export earnings: nonfuel	092	10,284.3	13,462.9	13,589.4	12,407.7	13,752.0	15,223.6	16,330.2	17,680.9	17,857.2	16,188.5	17,420.7	20,151.5

Seychelles (718)

In Millions of U.S. Dollars

		Exports (FOB)						Imports (CIF)					
		2012	2013	2014	2015	2016	2017	2012	2013	2014	2015	2016	2017
IFS World		271.6	373.9	336.9	246.3	282.3	205.6	1,074.0	1,097.9	1,144.1	990.2	1,040.0	917.0
World	001	661.6	581.4	557.2	477.5	486.7	475.2	1,279.8	924.7	1,075.3	983.7	1,648.0	2,088.7
Advanced Economies	110	452.9	414.2	343.2	296.3	295.6	313.1	679.7	426.3	460.9	407.3	551.1	624.4
Euro Area	163	285.0	273.0	208.8	180.2	199.1	216.7	486.4	272.6	312.3	251.8	348.9	392.2
Austria	122	0.0	0.0	0.0	0.0	0.8	1.4	1.2	1.2	1.5	2.2
Belgium	124	1.1	1.1	2.4	2.2	2.1	1.1	7.3	6.1	7.4	6.4	8.5	11.4
Cyprus	423	0.5	0.5	0.3	0.3	0.5	0.6	0.4	0.4	0.5	1.3	0.8	0.5
Estonia	939	0.0	0.0	0.0	0.1	0.0	0.0	0.0
Finland	172	1.1	3.5	2.3	1.9	2.8	1.9	0.6	0.7	0.5	16.5	2.7	2.6
France	132	195.9	177.8	132.2	93.6	110.3	124.4	85.0	71.4	95.8	77.3	146.8	171.9
Germany	134	2.1	2.2	0.4	2.6	19.0	24.1	17.2	11.9	13.4	18.9	28.1	34.9
Greece	174	0.0	0.0	0.4	0.0	0.0	0.4	0.5	1.0	6.9	0.7	0.3
Ireland	178	0.0	0.5	0.0	0.0	0.0	2.2	2.7	3.0	2.4	3.3	2.4
Italy	136	73.1	68.2	62.5	35.9	51.1	46.0	33.2	29.7	21.5	23.1	33.2	35.2
Latvia	941	1.2	1.1	0.7	0.3	0.6	0.6	0.0	0.0	0.2	0.4	0.2	0.1
Lithuania	946	0.1	0.1	0.1	0.2	0.1	0.2	0.4	0.0
Luxembourg	137	0.0	0.0	0.3	0.0	0.0	0.1	0.0	0.3	0.0
Malta	181	0.7	0.8	0.3	0.1	0.8	3.4	0.5	0.0	0.1	0.1	0.2	0.0
Netherlands	138	8.1	6.9	6.4	4.9	7.0	8.2	15.7	14.3	13.4	13.0	26.6	22.2
Portugal	182	0.0	0.7	0.2	0.3	2.2	1.8	1.5	1.9	2.1	1.5
Slovak Republic	936	0.0	0.0	0.0	0.0	0.1	0.3	0.7	0.4
Slovenia	961	0.2	0.0	0.1	0.1	0.2	1.4	0.7	1.6
Spain	184	1.1	10.5	0.7	37.7	4.1	5.9	320.8	131.4	152.4	80.2	92.3	104.8
Australia	193	1.8	1.3	1.4	1.2	1.3	1.4	11.0	11.8	5.4	6.6	8.3	9.3
Canada	156	0.3	0.0	0.6	0.0	0.1	0.1	2.0	5.3	2.8	1.4	1.8	12.2
China,P.R.: Hong Kong	532	6.6	4.3	5.1	5.3	4.3	3.1	5.8	9.0	5.7	4.9	6.7	3.5
Czech Republic	935	0.1	0.0	0.0	0.0	0.0	0.0	3.1	0.5	0.5	0.8	1.7	0.9
Denmark	128	25.1	12.9	8.2	7.1	8.3	8.9	23.9	4.6	3.4	3.3	4.6	6.5
Iceland	176	0.7	0.4	0.6	0.8	1.1	0.4	0.0	0.1	0.1	0.0	0.0	0.0
Israel	436	0.0	0.0	0.0	0.0	0.2	4.4	0.5	0.5	0.6	0.6
Japan	158	0.3	4.0	4.8	5.0	0.3	0.3	8.9	7.0	9.3	12.9	26.5	23.3
Korea, Republic of	542	0.0	0.5	0.0	0.0	0.9	1.7	37.1	28.3	28.6	18.0	21.3	25.5
New Zealand	196	0.0	0.0	0.1	2.8	0.5	0.0	3.1	2.5	4.0	2.8	5.4	7.5
Norway	142	7.4	0.1	0.5	0.7	0.2	0.1	0.7	0.4	1.6	0.4	0.8	0.7
Singapore	576	0.1	0.2	0.1	0.2	0.4	1.0	41.7	33.5	23.9	31.9	57.1	70.6
Sweden	144	0.0	0.0	0.0	0.0	0.1	0.0	2.5	2.2	4.1	3.9	4.9	4.8
Switzerland	146	2.4	1.9	1.7	1.9	2.3	2.0	3.9	3.3	3.7	2.9	3.9	3.8
Taiwan Prov. of China	528	0.0	8.5
United Kingdom	112	116.8	114.3	109.9	84.5	74.3	71.8	35.1	28.4	41.4	39.0	42.4	42.8
United States	111	6.3	1.4	1.3	6.6	2.6	5.6	14.2	12.4	13.4	17.9	16.3	20.4
Emerg. & Dev. Economies	200	208.0	166.2	213.1	180.3	189.5	160.5	591.5	495.7	608.7	573.6	1,093.0	1,459.2
Emerg. & Dev. Asia	505	8.4	11.5	8.6	25.3	30.8	20.4	93.7	119.8	130.0	125.7	144.3	198.1
Bangladesh	513	0.0	0.0	0.1	0.3	0.6	0.5	0.5
Brunei Darussalam	516	e 0.0	e 0.0	e 0.0	e 0.0	e 0.0	0.1	0.0
China,P.R.: Mainland	924	0.0	0.0	0.0	0.0	1.1	1.8	23.1	16.7	48.0	48.3	39.7	37.2
Fiji	819	0.0	0.1	0.1	0.0	0.0	0.0	0.0	0.0
F.T. French Polynesia	887	e 0.0	e 0.0	e 0.0	e 0.1	e 0.0	e 0.0
F.T. New Caledonia	839	e 0.1	e 0.1	e 0.2	e 0.1	e 0.1	e 0.1	0.0	0.0	0.0
India	534	2.6	0.4	0.1	0.1	0.2	0.2	30.8	56.7	42.7	36.3	56.5	54.8
Indonesia	536	0.0	0.0	5.8	0.5	0.2	6.4	6.2	4.4	3.7	5.4	4.8
Malaysia	548	0.1	0.3	0.0	0.0	2.7	0.8	14.9	10.3	10.6	12.5	14.0	64.4
Maldives	556	0.1	0.0	0.3	0.9	1.9	1.8	0.1	0.1	0.3	0.3	0.0	0.1
Myanmar	518	e 0.0	e 0.1	e 0.7	e 0.0	e 0.1	e 0.1	0.0	0.0	0.0
Papua New Guinea	853	0.5	0.7
Philippines	566	1.4	7.1	3.0	12.4	9.1	0.0	0.6	0.4	1.0	4.0	0.5	2.6
Solomon Islands	813	0.3	0.3	0.0	0.0
Sri Lanka	524	3.6	3.2	3.6	5.5	5.0	4.1	0.9	1.3	3.4	5.0	4.9	4.5
Thailand	578	0.3	0.0	0.0	0.2	5.4	6.7	11.2	23.5	11.6	10.5	17.6	21.5
Vanuatu	846	0.6	0.0	0.0
Vietnam	582	0.2	0.2	0.1	0.1	4.3	4.2	1.4	0.8	0.9	2.0	1.7	2.0

Seychelles (718)

In Millions of U.S. Dollars

		Exports (FOB)						Imports (CIF)					
		2012	2013	2014	2015	2016	2017	2012	2013	2014	2015	2016	2017
Asia n.s.	598	4.2	3.6	6.8	2.3	2.9	4.8
Europe	170	1.4	1.0	1.2	1.2	1.1	2.3	4.0	5.4	6.8	10.4	15.8	21.4
Emerg. & Dev. Europe	903	0.7	0.0	0.0	0.2	0.6	1.3	3.5	4.9	5.8	9.2	11.4	11.8
Albania	914	0.0	0.0	0.0	0.1	0.0	0.0
Bulgaria	918	0.0	0.0	0.0	0.0	0.1	0.4	0.8	1.4
Croatia	960	0.0	0.0	0.0	0.0	0.1	0.0	0.1
Gibraltar	823	0.1
Hungary	944	0.0	0.0	0.1	0.1	0.4	0.6	0.4
Kosovo	967	e 0.1	e 0.1
Poland	964	0.0	0.0	0.0	0.0	0.0	0.0	0.2	0.3	0.7	1.3	1.5
Romania	968	0.0	0.0	0.1	0.0	0.0	0.0	0.0
Turkey	186	0.7	0.0	0.2	0.4	1.1	3.3	4.4	5.3	7.6	8.7	8.5
CIS	901	0.6	1.0	1.1	1.0	0.5	1.0	0.4	0.5	1.0	1.1	4.3	9.6
Belarus	913	0.1	0.0	0.0	0.0	0.0	0.0	0.2
Georgia	915	0.0	0.0	0.3	0.0	0.0	0.0
Kazakhstan	916	0.3	0.2	0.3	0.2	0.2	0.0	0.0	0.0	0.0
Moldova	921	0.0	0.0	0.0	0.1	0.0	2.7	3.6
Russian Federation	922	0.2	0.8	0.6	0.7	0.2	0.3	0.3	0.4	0.4	1.1	0.9	1.3
Ukraine	926	0.3	0.1	0.1	0.7	0.1	0.1	0.1	0.1	0.7	4.4
Europe n.s.	884	0.0	0.0	0.0	0.0	0.0	0.0	0.1	0.0	0.0	0.0	0.0	0.0
Mid East, N Africa, Pak	440	188.5	140.4	192.2	144.3	130.2	109.9	381.2	266.8	348.8	274.2	272.9	413.7
Afghanistan, I.R. of	512	0.0	0.0	0.1	0.0	0.1	0.1
Algeria	612	0.3	0.4	0.0
Bahrain, Kingdom of	419	0.0	0.2	0.0	0.0	0.1	0.0	0.5	0.3	0.4	0.4	0.2	0.3
Djibouti	611	0.2	0.0	0.0	0.1
Egypt	469	0.1	0.6	0.0	0.0	3.0	3.7	5.0	4.5	6.9	9.2
Iran, I.R. of	429	0.0	0.3	0.3	1.0	0.2	0.1	0.0	0.1	0.2
Kuwait	443	0.1	0.1	0.1	0.0	0.0	0.0	0.0	0.1	0.1
Lebanon	446	0.0	0.1	0.0	0.0	0.2	0.1	0.2	0.3	0.8	0.6
Libya	672	1.4	0.8	0.3	0.3	0.4	0.4
Morocco	686	0.0	0.0	0.3	0.3	0.0	0.0	0.1	1.2	0.2	0.1
Oman	449	0.1	0.0	0.0	0.0	1.8	0.8	0.2	0.4	0.3	4.6
Pakistan	564	0.0	0.0	0.0	0.1	0.5	3.9	3.6	4.2	4.0	3.9	2.0
Qatar	453	0.9	0.0	0.0	0.0	0.0	0.0	0.1	0.0	0.5	0.0	0.0	0.0
Saudi Arabia	456	0.1	0.1	0.0	0.0	0.2	0.2	0.8	1.2	0.9	2.7	0.7	33.5
Sudan	732	e 0.7	e 0.1	e 0.2	e 0.0	e 0.1	0.0	0.0	0.0	0.0	0.0	0.1
Tunisia	744	0.0	1.1	0.2	0.6	0.7	2.6	6.0	8.2	14.7
United Arab Emirates	466	185.0	138.5	191.7	143.6	127.4	107.4	368.2	255.8	333.6	254.4	251.5	348.2
West Bank and Gaza	487	e 0.0	e 0.0	e 0.0	e 0.0	e 0.1	e 0.1
Yemen, Republic of	474	0.1	0.9	0.3	0.8	0.3	0.0	0.0
Sub-Saharan Africa	603	5.9	6.7	6.1	6.2	22.4	19.8	104.2	92.9	108.7	150.1	137.5	130.4
Botswana	616	0.0	0.0	0.0	0.0	0.0	2.1
Burundi	618	e 1.2	e 0.0
Cameroon	622	0.0	0.0	0.0	1.0	0.0	0.1	0.0	0.0
Congo, Republic of	634	e 0.0	0.1	0.2	0.2	1.0	0.0	0.0
Côte d'Ivoire	662	0.1	0.4	0.2	1.0	0.2	0.2	0.0	0.0	0.0	0.1	0.1	0.1
Eswatini, Kingdom of	734	0.3	0.5	0.4	0.3	0.2	0.3
Estonia	939	0.0	0.0	0.0	0.1	0.0	0.0	0.0
Ethiopia	644	0.0	0.0	0.1	0.1	0.0	0.0	0.7	0.1	0.1
Gambia, The	648	0.3	0.0	0.0
Ghana	652	0.9	1.6	2.8	0.2	0.0	0.0	0.9	3.7	0.0	0.1	0.1	0.1
Kenya	664	0.6	0.2	0.4	0.5	0.2	2.3	4.5	2.6	3.2	2.1	2.0
Madagascar	674	0.5	1.2	0.4	0.1	4.0	3.9	3.0	2.7	16.9	5.6	3.4	4.6
Malawi	676	0.1	0.2	0.1	0.1	0.2
Mali	678	0.0	0.0	0.0	0.0	0.1	0.0	0.0
Mauritius	684	2.1	0.9	1.1	0.7	6.4	6.3	37.6	33.8	30.7	69.8	36.0	34.7
Mozambique	688	0.0	0.0	1.2	0.7	0.7	0.0	0.0	0.0
Namibia	728	0.0	0.0	0.0	0.1	0.0	0.0
Rwanda	714	0.0	0.1
Senegal	722	0.0	0.0	0.1	0.0	0.8	0.0	0.0	0.1	0.1

Seychelles (718)

In Millions of U.S. Dollars

		Exports (FOB)						Imports (CIF)					
		2012	2013	2014	2015	2016	2017	2012	2013	2014	2015	2016	2017
Sierra Leone	724	0.0	0.0	0.0	0.1	0.1	0.0	0.1	0.0	0.0
South Africa	199	1.6	2.4	1.2	1.2	10.7	8.4	59.2	45.5	57.2	68.0	94.6	85.7
Tanzania	738	0.0	0.0	0.0	0.0	0.0	0.0	0.1	0.1	0.3	0.1	0.1	0.2
Uganda	746	0.0	0.1	0.0	0.0	0.0	0.0	0.0	0.1	0.3	0.3
Zambia	754	0.0	0.0	0.0	0.1	0.0	0.0
Zimbabwe	698	0.0	0.0	0.0	0.1
Western Hemisphere	205	3.8	6.5	5.0	3.3	5.0	8.1	8.4	10.7	14.3	13.2	522.5	695.6
Antigua and Barbuda	311	0.0	0.0	0.0	0.1	0.1
Argentina	213	0.5	0.3	0.3	0.3	0.3	0.1
Aruba	314	e 0.0	e 0.1	e 0.0	0.0	0.0	0.0	0.0	0.0	0.0
Bahamas, The	313	0.1	0.1	0.1	0.1	0.1	0.1
Belize	339	e 0.3	0.0	0.0	0.0	0.0	0.0
Bolivia	218	e 0.0	e 0.1	e 0.0	e 0.0	e 0.0	e 0.0	0.0	0.0
Brazil	223	0.0	5.9	9.2	11.9	6.8	11.3	11.0
Chile	228	e 0.1	e 0.1	e 0.3	e 0.4	0.3	0.4	0.4	0.4	0.6	0.8
Colombia	233	0.0	0.0	0.1	0.1	0.1	0.1	0.1	0.1
Costa Rica	238	0.0	0.0	0.0	0.0	0.0	0.1	0.2
Curacao	354	0.0	0.0	0.2	0.1	0.0	0.0	0.0	0.0
Ecuador	248	0.4	0.2	0.0	0.7	1.0	0.0	0.0	0.6	0.5	0.1	0.0
El Salvador	253	e 0.0	e 0.9	e 0.0	e 0.0	e 0.0	e 0.0	0.0	0.0	0.0	0.0	0.0
Mexico	273	0.6	0.6	3.1	0.1	0.1	0.3	0.3	1.7	6.5
Panama	283	0.0	0.1	0.0	0.0	0.0	0.0	0.0
Paraguay	288	0.2	0.1	0.1	0.1
Peru	293	e 0.1	e 0.0	e 0.2	e 0.0	e 0.1	e 0.3	0.0	0.0	0.0	0.0	0.0	0.1
St. Kitts and Nevis	361	e 0.0	e 0.0	e 0.0	e 0.0	e 0.0	e 0.0	0.0	0.1	0.0	0.0	0.0
Suriname	366	0.0	0.0	0.0	0.0	0.1	0.0	0.0
Uruguay	298	0.0	0.0	0.2	0.0	0.0	0.0
Venezuela, Rep. Bol.	299	e 0.9	0.0	0.0	0.0	0.0	0.0
Western Hem. n.s.	399	3.3	4.5	4.0	3.0	3.4	3.3	1.2	0.0	0.3	4.5	508.0	676.3
Other Countries n.i.e	910	0.0	0.0	0.1	0.2	0.9	0.9	8.3	1.6	5.1	2.3	2.0	2.7
Cuba	928	0.0	0.0	0.0	0.2	0.1	0.1	0.1	0.0	0.0	0.1	0.1	0.1
Korea, Dem. People's Rep.	954	0.0	0.0	0.8	0.8	8.2	1.6	5.0	2.3	1.9	2.6
Countries & Areas n.s.	898	0.7	0.9	0.9	0.6	0.7	0.7	0.3	1.1	0.7	0.5	1.8	2.4
Memorandum Items													
Africa	605	6.8	6.8	6.3	6.3	24.1	20.8	104.8	93.7	111.5	157.3	145.9	145.2
Middle East	405	187.6	140.3	192.0	144.2	128.5	108.5	376.7	262.5	341.7	263.0	260.6	396.8
European Union	998	427.0	400.2	327.0	271.9	281.7	297.4	551.3	308.8	362.3	300.4	405.1	450.4
Export earnings: fuel	080	188.5	141.6	193.0	144.9	129.8	110.1	374.0	259.3	337.9	260.8	254.1	388.3
Export earnings: nonfuel	092	473.1	439.7	364.2	332.6	356.9	365.1	905.8	665.4	737.5	722.9	1,393.9	1,700.4

Sierra Leone (724)

In Millions of U.S. Dollars

		Exports (FOB)						Imports (CIF)					
		2012	2013	2014	2015	2016	2017	2012	2013	2014	2015	2016	2017
IFS World		963.0	1,501.9	1,194.6	510.2	1,603.5	1,779.9	1,568.2	1,527.5
World	001	119.3	262.7	344.4	118.5	505.1	121.5	2,308.4	2,284.2	2,066.7	1,766.5	961.9	1,076.9
Advanced Economies	110	28.4	19.5	15.0	75.7	262.1	46.1	749.9	703.1	667.4	619.8	377.0	390.9
Euro Area	163	14.6	6.5	9.9	68.5	110.9	31.1	294.0	366.7	406.1	163.7	162.5	194.0
Austria	122	e 0.0	e 0.0	e 0.1	e 0.0	e 0.0	e 0.0	0.0	0.0	0.1	0.0
Belgium	124	1.3	1.2	1.4	52.3	90.0	5.9	158.2	256.6	291.8	53.8	53.5	69.1
Cyprus	423	0.3	0.6
Estonia	939	e 0.0	e 0.2	e 0.0	e 0.2	0.1	0.1
Finland	172	0.0	0.0	0.0	0.0	0.0	1.0	0.5
France	132	0.0	0.0	0.0	0.0	0.0	0.0	48.6	30.9	35.8	46.9	20.2	36.3
Germany	134	0.0	0.0	0.0	0.3	1.8	0.3	17.5	10.4	10.9	13.1	16.3	21.7
Greece	174	0.0	0.0	0.0	0.1	0.7	0.5	1.0	0.4	6.3	1.6
Ireland	178	0.0	0.0	0.0	0.0	0.2	0.0	0.2	0.2	0.2	0.2	3.5	0.8
Italy	136	0.0	0.0	0.0	0.1	0.1	0.0	12.5	6.2	5.4	15.8	9.1	4.8
Latvia	941	e 0.3	0.1	0.8	1.6
Lithuania	946	e 0.0	e 0.0	0.1	0.1	0.1	0.0	0.3	1.4
Luxembourg	137	e 0.0	e 0.0	e 0.0	0.0	0.0	0.1	0.1	0.1
Malta	181	0.0	0.0	6.2	2.4	1.3	0.1	0.0	0.0
Netherlands	138	13.2	5.3	7.9	15.8	17.0	23.6	30.4	39.5	37.6	25.6	35.4	40.8
Portugal	182	0.0	0.0	0.0	0.0	0.0	0.2	2.0	1.8	0.1	0.2	1.6	0.7
Slovenia	961	0.0	0.0	1.5	1.2	0.9	0.2	0.1	0.1
Spain	184	0.0	1.7	0.8	16.0	16.9	20.8	7.1	13.9	13.8
Australia	193	0.0	0.2	0.0	0.1	0.0	0.2	20.3	16.4	15.5	0.7	2.0	1.7
Canada	156	0.0	0.0	0.0	0.0	8.7	5.2	2.2	4.1	7.1	6.0
China,P.R.: Hong Kong	532	0.0	0.0	0.0	15.0	14.6	11.5	16.0	23.8	26.6
Czech Republic	935	0.0	0.0	0.0	0.0	0.0	0.1	0.0	0.0
Denmark	128	0.0	0.0	0.0	0.0	0.0	17.1	12.3	7.4	14.7	23.9	13.5
Iceland	176	e 0.1	e 0.2	0.0
Israel	436	0.0	0.0	0.0	0.0	0.3	0.3	0.0	0.1
Japan	158	0.0	0.0	0.0	0.0	0.0	23.2	11.9	13.9	39.9	7.8	42.9
Korea, Republic of	542	0.0	0.1	0.2	1.6	2.4	2.4	2.5	2.2	3.4	3.8	1.6	3.9
New Zealand	196	e 0.5	e 0.7	e 0.2	e 0.3	e 0.4	e 0.5	0.6	0.2
Norway	142	1.1	1.5	0.5	0.2	0.4	1.2
Singapore	576	0.0	0.0	0.0	51.3	44.5	12.3	7.5	1.5	3.3
Sweden	144	0.0	0.0	0.0	0.0	4.7	3.2	2.2	58.2	1.1	6.0
Switzerland	146	0.3	0.5	0.1	2.3	0.1	2.2	14.3	13.4	9.6	0.5	2.3	3.8
Taiwan Prov.of China	528	e 0.4	e 0.0	e 0.0	e 0.2	e 0.2	e 0.0	e 5.3	e 5.6	e 6.4	e 5.1	e 3.7	e 2.9
United Kingdom	112	11.6	9.7	3.2	1.9	3.4	8.5	213.6	149.2	131.4	259.8	45.2	32.8
United States	111	0.8	1.9	1.3	0.8	144.4	1.2	78.8	56.3	44.5	45.3	93.4	51.8
Vatican	187	0.1
Emerg. & Dev. Economies	200	90.9	243.1	329.5	42.8	242.9	75.3	1,558.5	1,581.1	1,399.3	1,146.2	584.8	686.0
Emerg. & Dev. Asia	505	70.4	198.3	241.8	4.6	36.1	16.3	335.7	261.3	244.5	272.3	231.5	312.0
American Samoa	859	0.2
Bangladesh	513	0.0	0.0	1.4	1.4	1.4	2.1	0.4	0.3
Cambodia	522	e 1.6	e 0.0	e 0.0	0.0	0.0
China,P.R.: Mainland	924	69.9	197.5	241.3	1.1	33.4	13.4	190.8	134.9	169.2	203.1	120.4	180.2
Fiji	819	e 0.0	e 0.0	e 0.1	e 0.0	e 0.0	e 0.0	e 0.2
F.T. New Caledonia	839	e 0.2	e 0.4	e 0.1	e 0.1	e 0.1	e 0.1
India	534	0.0	0.0	0.0	1.6	1.8	2.2	112.6	92.9	52.2	46.1	75.1	83.9
Indonesia	536	0.0	0.0	0.0	0.0	0.0	3.5	3.3	3.9	2.3	5.1	12.4
Kiribati	826	e 0.1	e 0.0	e 0.0
Malaysia	548	0.0	17.8	15.5	9.4	8.5	6.6	7.4
Marshall Islands	867	0.1
Myanmar	518	e 0.0	e 0.2	e 0.2	e 0.2	e 0.3	e 0.0	0.1
Nepal	558	e 0.0	e 0.0	e 0.0	e 0.0	e 0.1	e 0.0	0.0
Philippines	566	e 0.1	e 0.1	e 0.0	e 0.0	e 0.2	e 0.3	0.0
Sri Lanka	524	0.0	1.6	6.6	2.0	1.7	0.2	0.3
Thailand	578	0.0	0.0	5.3	3.7	3.4	6.2	11.1	14.9
Vietnam	582	0.0	0.0	0.0	0.2	0.2	0.9	1.0	0.8	0.1	11.2	11.0
Asia n.s.	598	1.8	2.0	1.8	2.1	1.5	1.2

Sierra Leone (724)

In Millions of U.S. Dollars

		Exports (FOB)						Imports (CIF)					
		2012	2013	2014	2015	2016	2017	2012	2013	2014	2015	2016	2017
Europe	170	1.4	0.5	2.2	0.6	20.7	12.1	36.9	36.7	15.1	14.8	58.0	86.3
Emerg. & Dev. Europe	903	0.3	0.1	1.7	0.1	0.1	0.3	35.6	35.6	13.9	13.1	56.3	80.9
Albania	914	e 0.0	e 0.0	e 0.2	e 0.0	e 0.0	e 0.1	0.1	0.1	0.1	0.1	0.1
Bosnia and Herzegovina	963	e 0.0	e 0.0	e 0.0	e 0.0	e 0.0	e 0.0	e 0.0	e 0.2	e 0.2	e 0.0	e 0.1
Bulgaria	918	e 0.0	e 0.0	1.7	1.1	0.4	0.1	1.3	0.0
Croatia	960	0.0	0.0	1.8	1.1	0.1	0.3	0.1
Gibraltar	823	0.0	0.0	0.0	0.1	0.1
Hungary	944	0.0	0.0	0.1	0.1	0.2	0.0
Kosovo	967	e 0.0	e 0.0	e 0.0	e 0.0	e 0.0	e 0.1	e 0.0
Macedonia, FYR	962	e 0.0	e 0.0	e 1.4	e 0.0	e 0.0	e 0.0	e 0.0	e 0.3	e 0.0	e 0.0	e 0.0
Montenegro	943	e 0.2	e 0.0	e 0.0	e 0.0	e 0.0	e 0.0	e 0.0
Poland	964	0.0	0.0	1.1	1.4	0.7	1.3	1.5	2.8
Romania	968	0.0	0.0	0.0	0.0	0.1	0.2	0.8
Serbia, Republic of	942	0.0	0.1
Turkey	186	0.1	30.7	31.3	12.2	11.3	52.7	77.1
CIS	901	1.1	0.4	0.5	0.5	20.6	11.8	1.4	1.1	1.2	1.7	1.7	5.4
Armenia	911	0.0	0.0	0.0	0.0	e 0.0	e 0.1
Belarus	913	e 0.4	e 0.2	e 0.2	e 0.3	e 15.5	e 0.0	0.0	0.0
Georgia	915	e 0.1	e 0.0	e 0.1	0.0	0.0
Kazakhstan	916	e 0.1	e 0.0	e 0.0	e 0.0	e 0.0	e 0.0	e 0.0
Moldova	921	e 0.0	e 0.1	e 0.0	e 0.0	e 0.0	e 0.0	0.0
Russian Federation	922	0.0	0.0	0.3	2.1
Ukraine	926	e 0.5	e 0.1	e 0.3	e 0.1	e 5.0	e 11.7	1.3	1.1	1.2	1.7	1.2	3.1
Mid East, N Africa, Pak	440	1.9	11.7	46.0	11.2	11.4	6.6	187.8	225.2	244.9	319.2	140.8	147.4
Algeria	612	0.0	0.0	0.0	1.5	1.8	1.4	0.7	0.5	0.4
Bahrain, Kingdom of	419	e 1.1	e 0.7	e 0.4	e 0.4	e 0.3	e 0.3	0.1	0.1	0.1	0.1	0.0	0.1
Djibouti	611	0.3
Egypt	469	0.0	0.0	0.1	0.0	0.3	0.2	1.4	1.9	1.2	0.8	3.1	1.6
Iran, I.R. of	429	0.0	0.0	0.0	2.1	0.9
Jordan	439	0.0	0.0	0.0	0.1	0.0	0.0	0.1	0.4	0.2
Kuwait	443	e 0.2	e 0.1	e 0.2	e 0.2	e 0.1	e 0.2	0.1	0.1	0.1	0.0	0.1	0.1
Lebanon	446	0.1	0.0	0.1	0.0	0.1	5.5	42.0	54.5	65.8	81.5	10.4	20.9
Mauritania	682	0.1	0.0	0.3	1.1
Morocco	686	0.1	0.1	2.5	7.0	8.0	2.6	4.9	5.6
Oman	449	e 0.2	e 0.0	0.1	0.5	0.2
Pakistan	564	0.1	5.8	38.4	51.0
Qatar	453	0.0	0.0	0.0	0.8	0.8	0.8	3.0	2.1	1.9
Saudi Arabia	456	e 0.0	e 10.7	e 44.1	e 10.1	e 10.1	e 0.1	5.1	5.8	4.7	3.2	6.0	5.6
Somalia	726	0.2
Tunisia	744	e 0.0	e 0.1	e 0.0	e 0.3	e 0.1	e 0.0	0.8	0.9	0.9	0.3	2.6	1.9
United Arab Emirates	466	0.0	0.0	0.0	0.1	0.1	133.4	152.1	162.0	220.3	69.7	55.3
West Bank and Gaza	487	e 0.4	e 1.1	e 0.0	e 0.0	e 0.0
Sub-Saharan Africa	603	16.7	30.4	34.8	25.8	173.9	39.9	952.2	1,019.2	874.7	522.6	114.4	73.1
Angola	614	0.0	0.0	1.3
Benin	638	4.8	0.0	1.3	749.7	832.1	733.1	51.3	0.1
Botswana	616	e 0.5	e 0.0	e 0.7	e 0.1	e 0.0	e 0.2	0.5
Burkina Faso	748	1.6	2.5	2.0	0.1	0.1	e 0.2	e 2.7	e 1.9	e 0.1	e 0.3
Cabo Verde	624	0.0	5.9
Cameroon	622	1.4	2.2	1.8	0.0	0.6	0.0	0.0
Central African Rep.	626	e 0.2	e 0.2
Chad	628	0.2
Congo, Republic of	634	0.1	0.1	0.1	0.5	0.0	0.0
Côte d'Ivoire	662	2.6	0.3	4.3	161.5	12.5	57.6	63.0	50.3	28.0	1.7	1.8
Eritrea	643	0.0	0.1	0.0	0.0	0.0
Eswatini, Kingdom of	734	0.7	1.0	1.1	1.0	0.1	0.6	1.1
Estonia	939	e 0.0	e 0.2	e 0.0	e 0.2	0.1	0.1
Gabon	646	0.1	0.3	0.4
Gambia, The	648	1.3	0.1	0.6	0.2	0.2	0.1
Ghana	652	0.1	0.1	0.1	2.3	2.5	12.0	6.7	6.5	5.5	9.1	6.8	4.1
Guinea	656	4.4	7.8	8.3	5.3	1.2	1.9	0.1	0.1	0.1	6.5	8.4

Sierra Leone (724)

In Millions of U.S. Dollars

		Exports (FOB)						Imports (CIF)					
		2012	2013	2014	2015	2016	2017	2012	2013	2014	2015	2016	2017
Kenya	664	0.0	0.0	0.0	0.0	0.0	0.0	2.1	0.4	0.2
Liberia	668	1.8	3.4	2.8	0.5	0.7	2.0	0.2	0.7	0.8
Mali	678	0.0	0.0	3.6	4.0	3.5	0.0
Mauritius	684	e 2.6	e 7.5	e 10.3	e 10.4	e 5.8	e 4.2	0.0	0.0	0.2	0.2	2.4	2.5
Mozambique	688	0.0	0.0	0.0	0.0	0.1	0.0
Namibia	728	e 2.2	e 0.0	e 0.0	e 0.0	0.3	0.1
Niger	692	0.0	0.0	0.2
Nigeria	694	1.5	4.1	4.1	0.4	0.1	0.6	7.7	9.3	8.0	5.0	8.3	5.3
Rwanda	714	0.0	0.0	0.0	0.0	0.0	0.0	0.1
Senegal	722	0.0	0.0	0.0	0.1	0.4	0.8	22.6	16.7	21.6	402.9	59.6	5.4
Seychelles	718	0.0	1.0
South Africa	199	0.0	0.0	0.0	0.4	0.7	1.1	102.2	84.7	47.1	19.9	20.1	38.8
Tanzania	738	0.0	0.2	0.2	0.2	0.2	0.0
Togo	742	0.0	0.0	0.0	0.1	0.1	0.4	0.6	1.3	0.3	0.7
Uganda	746	0.0	0.0	0.3
Zambia	754	0.0	1.2	0.1
Zimbabwe	698	0.6	0.7	0.6	0.0	0.1
Western Hemisphere	205	0.6	2.2	4.6	0.5	0.9	0.4	45.8	38.7	20.1	17.4	40.0	67.2
Argentina	213	e 0.0	e 0.6	e 0.3	e 0.2	e 0.1	0.2	0.2	0.2	0.2	0.7	0.8
Belize	339	e 0.0	e 0.0	0.1
Brazil	223	0.0	30.2	20.9	12.2	16.8	12.4	42.9
Chile	228	0.6	0.4	0.2	0.1	0.1	0.1
Colombia	233	e 0.0	e 0.0	e 0.0	e 0.0	e 0.2	e 0.0	0.2	0.0	0.3
Dominican Republic	243	e 0.0	e 0.0	e 0.1	e 0.1	e 0.1	e 0.1	e 0.0	e 0.3	e 0.0	e 0.0
Ecuador	248	e 0.2	e 0.0	e 0.0
Greenland	326	0.0	0.0	0.0	1.1	1.2	1.1
Guatemala	258	0.0	3.5	3.5	3.5	0.2	4.0
Guyana	336	e 0.4	e 0.0
Honduras	268	e 0.0	e 0.0	e 0.0	e 0.0	0.0	0.5	1.1
Mexico	273	0.0	0.0	0.0	9.5	9.8	0.8	0.2	0.1
Panama	283	0.0	0.1
Paraguay	288	0.0	0.0	0.0	0.4	0.4	0.4	0.6	1.1
Peru	293	e 0.5	e 0.2	e 0.3	e 0.2	e 0.2	e 0.1	0.0
St. Lucia	362	e 0.0	e 0.3
Suriname	366	e 0.0	e 0.0	e 0.0	e 0.0	e 1.0
Trinidad and Tobago	369	e 0.0	e 0.0	e 0.0	e 0.1	e 0.0	e 0.0	0.0
Uruguay	298	e 0.0	e 0.0	e 3.1	e 0.1	e 0.0	e 0.0	0.1	0.9	1.1	0.1	21.4	19.7
Venezuela, Rep. Bol.	299	e 1.3	e 0.3	e 0.1	e 0.0	e 0.0
Western Hem. n.s.	399	0.1	0.1	0.1	0.7
Other Countries n.i.e	910	0.0	0.0	0.0	0.1	0.1	0.0	0.5	0.1	0.1
Korea, Dem. People's Rep.	954	0.1	0.1	0.5	0.1	0.1
Memorandum Items													
Africa	605	16.7	30.5	34.9	26.2	174.2	40.1	957.0	1,028.9	884.9	526.8	122.4	82.5
Middle East	405	1.9	11.6	45.9	10.9	11.0	6.5	183.1	215.5	234.7	309.2	94.4	87.0
European Union	998	26.2	16.2	13.2	70.4	114.4	39.5	534.2	535.2	548.6	498.0	236.1	249.9
Export earnings: fuel	080	3.1	17.1	49.2	11.5	11.6	1.4	148.9	170.1	177.3	232.6	90.1	74.1
Export earnings: nonfuel	092	116.2	245.5	295.2	107.0	493.4	120.0	2,159.5	2,114.1	1,889.4	1,533.9	871.8	1,002.8

Singapore (576)

In Millions of U.S. Dollars

		Exports (FOB)						Imports (CIF)					
		2012	2013	2014	2015	2016	2017	2012	2013	2014	2015	2016	2017
IFS World		408,393.0	410,249.8	409,303.6	346,638.0	338,082.0	373,236.7	379,723.0	373,016.0	366,247.3	296,744.5	291,908.3	327,688.8
World	001	409,721.1	412,172.7	410,090.5	351,530.3	330,712.7	366,065.9	379,961.5	373,081.4	366,300.8	297,035.0	282,022.6	324,024.3
Advanced Economies	110	177,265.9	174,463.7	172,955.5	153,592.5	154,578.7	168,122.4	176,747.6	173,356.2	168,073.4	145,186.1	139,964.2	158,964.1
Euro Area	163	29,047.1	26,883.8	27,328.2	24,008.6	25,531.2	27,303.5	37,680.2	34,996.1	34,006.4	29,248.8	29,655.7	31,671.1
Austria	122	129.9	138.8	118.4	98.6	107.9	137.8	1,012.7	1,113.9	1,290.7	1,052.7	927.0	694.2
Belgium	124	4,251.5	4,597.6	4,953.9	5,144.6	5,998.8	4,969.1	1,254.6	1,649.1	1,643.3	1,323.0	1,365.1	1,296.0
Cyprus	423	619.8	571.8	544.4	309.7	242.8	381.2	233.9	15.7	27.0	108.4	27.1	30.6
Estonia	939	14.6	23.1	13.7	10.7	7.1	6.9	191.3	83.3	11.3	26.1	32.5	14.4
Finland	172	167.0	164.4	199.1	124.5	120.6	170.5	360.2	361.8	412.0	292.8	277.0	308.6
France	132	6,828.6	4,853.6	3,931.2	3,378.0	3,273.7	3,734.3	9,104.7	8,099.0	8,108.2	7,305.6	8,433.6	8,963.9
Germany	134	5,956.6	5,868.3	5,385.6	5,548.5	5,782.9	6,186.1	10,569.7	10,869.4	10,643.0	8,950.3	8,628.0	9,463.9
Greece	174	1,037.5	1,088.8	1,119.6	588.2	474.2	758.1	525.9	268.2	338.1	175.9	194.2	495.0
Ireland	178	395.6	579.5	438.3	430.4	350.8	232.9	875.6	865.5	877.5	904.5	806.9	904.0
Italy	136	803.5	748.9	716.2	576.3	604.5	714.6	3,579.5	3,917.6	4,137.3	3,540.8	3,530.7	3,773.0
Latvia	941	28.0	12.0	14.2	10.4	10.8	15.5	151.1	45.3	15.0	36.2	23.2	194.7
Lithuania	946	22.4	28.2	11.6	15.4	14.9	8.3	13.5	143.1	44.5	87.6	68.4	70.5
Luxembourg	137	32.6	76.8	553.0	84.1	74.4	66.5	54.9	65.7	43.5	50.1	63.9	51.7
Malta	181	1,144.9	1,159.4	1,500.8	866.7	949.0	1,209.1	665.4	498.9	299.4	248.3	264.1	450.4
Netherlands	138	7,103.4	6,490.6	7,298.1	6,195.6	6,879.9	7,833.8	7,881.1	5,726.9	4,715.1	4,115.2	3,829.4	3,518.5
Portugal	182	57.4	49.0	124.5	143.9	212.1	467.1	100.7	105.0	119.5	125.0	272.3	412.6
Slovak Republic	936	37.6	30.1	29.9	25.5	20.6	23.1	48.4	67.9	58.4	66.9	55.4	65.2
Slovenia	961	28.3	27.8	25.4	33.9	31.0	71.4	43.9	47.0	46.0	65.4	46.6	60.3
Spain	184	387.9	375.2	350.4	423.7	375.3	317.1	1,013.3	1,052.8	1,176.3	774.0	810.1	903.6
Australia	193	17,140.4	15,805.2	15,502.5	11,587.0	9,516.4	9,999.0	4,912.5	4,153.3	4,681.3	3,231.7	2,924.5	4,091.0
Canada	156	1,192.6	1,610.8	976.5	749.6	756.4	732.4	1,243.3	1,226.0	1,178.3	1,110.5	1,172.5	1,352.3
China,P.R.: Hong Kong	532	44,774.6	46,168.3	45,087.0	40,336.5	41,354.8	46,013.4	2,923.3	2,947.3	3,299.7	2,652.4	2,624.6	4,434.6
China,P.R.: Macao	546	83.2	127.0	122.9	115.3	151.9	242.2	14.5	12.9	12.9	13.2	10.6	15.5
Czech Republic	935	600.8	544.2	521.8	464.1	322.8	480.2	232.8	255.1	315.4	291.3	308.1	352.7
Denmark	128	286.5	294.9	282.5	250.6	267.8	216.7	807.8	539.5	481.7	470.1	394.4	382.6
Iceland	176	0.8	1.3	1.5	1.4	7.7	0.5	3.7	4.5	3.1	3.9	1.9	2.3
Israel	436	507.0	495.4	574.9	481.1	720.7	656.7	749.5	1,067.4	916.1	740.0	674.2	619.5
Japan	158	18,825.7	17,673.9	16,753.2	15,280.8	14,922.3	17,150.4	23,639.4	20,389.2	20,105.7	18,589.4	19,637.7	20,463.9
Korea, Republic of	542	16,579.5	16,771.9	16,702.8	14,510.5	14,418.2	16,775.7	25,665.1	24,044.6	21,600.6	18,192.8	17,220.1	16,178.4
New Zealand	196	2,108.3	1,883.2	2,232.5	1,730.9	1,474.5	1,799.2	699.1	848.8	888.2	721.5	562.2	870.5
Norway	142	638.2	1,316.6	583.4	338.6	1,512.2	363.6	1,177.3	1,471.8	1,337.8	1,407.9	901.2	728.7
Sweden	144	186.4	121.5	127.5	137.3	181.2	197.2	1,290.9	1,216.2	1,117.8	1,127.6	966.4	1,127.2
Switzerland	146	1,588.8	1,492.8	1,789.2	1,719.6	3,008.0	2,373.7	4,538.9	4,357.3	4,010.1	3,760.5	3,830.3	9,214.2
Taiwan Prov. of China	528	14,447.0	15,341.8	16,150.3	14,449.0	14,879.8	16,473.4	25,308.8	28,992.1	30,050.4	24,669.7	23,183.8	27,142.0
United Kingdom	112	6,549.6	3,867.7	3,971.7	3,316.3	2,963.9	3,090.2	7,042.6	7,962.1	6,191.8	5,584.0	5,437.9	5,580.8
United States	111	22,709.4	24,063.3	24,247.3	24,115.5	22,588.9	24,254.2	38,818.1	38,872.0	37,876.2	33,370.9	30,458.0	34,736.9
Emerg. & Dev. Economies	200	232,407.6	237,646.5	237,084.3	197,906.4	176,120.1	197,941.3	203,207.0	199,717.5	198,220.9	151,841.6	142,047.7	165,003.4
Emerg. & Dev. Asia	505	195,341.8	199,666.3	201,842.4	171,425.1	154,511.2	175,241.9	133,531.4	131,234.3	128,436.5	112,664.0	108,332.2	120,486.4
American Samoa	859	111.0	64.4	61.9	39.7	37.5	15.6	34.7	2.1	0.1	0.4	0.3	0.2
Bangladesh	513	2,091.5	2,536.1	3,272.3	2,283.1	2,534.6	2,883.1	105.2	123.5	132.2	152.4	228.8	272.6
Bhutan	514	2.8	9.0	5.3	11.0	13.8	6.1	0.0	0.3	0.5	0.1	0.1	0.8
Brunei Darussalam	516	1,545.9	2,207.6	1,896.7	1,556.6	756.4	757.2	130.4	55.3	231.5	138.2	71.9	305.2
Cambodia	522	988.4	1,107.8	1,105.3	961.4	762.7	2,978.0	569.3	181.5	262.6	155.5	1,362.2	258.1
China,P.R.: Mainland	924	44,070.9	48,537.5	51,471.0	48,253.9	42,249.2	53,870.9	39,191.7	43,685.4	44,373.9	42,191.3	40,229.0	45,183.3
Fiji	819	654.3	424.5	405.1	178.5	236.0	286.1	5.3	3.3	7.1	3.7	4.2	3.2
F.T. French Polynesia	887	178.7	59.3	307.2	107.1	69.1	58.5	17.7	8.1	1.5	4.4	1.8	1.6
F.T. New Caledonia	839	637.7	563.8	427.4	127.8	203.5	240.9	9.6	11.9	20.0	1.2	1.3	0.3
Guam	829	469.6	377.8	379.6	275.5	228.0	300.1	1.8	1.6	0.7	1.1	0.6	0.7
India	534	10,902.5	11,271.1	11,129.6	10,691.2	9,760.7	11,016.2	12,967.6	9,117.7	8,270.2	5,794.3	5,874.5	7,273.8
Indonesia	536	43,331.6	40,710.6	38,560.5	28,906.1	25,855.2	21,373.4	20,193.3	19,209.3	18,789.3	14,376.5	13,477.8	11,495.2
Kiribati	826	5.9	12.2	9.5	5.7	3.7	2.4	0.0	0.3	0.0	0.0	0.0	0.0
Lao People's Dem.Rep	544	30.1	26.4	119.5	245.7	43.9	31.9	5.4	5.7	15.5	13.4	5.3	6.6
Malaysia	548	50,431.5	50,107.0	49,040.6	37,840.6	34,733.5	39,603.8	40,418.4	40,833.3	39,041.2	33,142.6	32,144.0	38,828.9
Maldives	556	278.5	218.2	279.5	224.0	225.0	237.7	1.5	1.3	1.5	0.7	1.1	1.3
Marshall Islands	867	328.7	1,987.3	0.0	0.2
Micronesia	868	0.2	2.2	0.0	0.0

Singapore (576)

In Millions of U.S. Dollars

		Exports (FOB)						Imports (CIF)					
		2012	2013	2014	2015	2016	2017	2012	2013	2014	2015	2016	2017
Mongolia	948	69.0	81.2	61.8	44.9	53.0	79.9	1.0	2.5	3.7	1.4	2.3	1.7
Myanmar	518	1,340.6	2,247.8	2,398.1	2,452.5	2,293.4	2,521.0	78.9	178.8	159.0	123.9	124.2	111.1
Nauru	836	4.0	0.9	0.6	0.3	1.1	2.5	0.1	0.8	0.1	0.0	0.0	1.2
Nepal	558	105.4	115.3	96.6	72.6	76.4	100.3	4.8	5.1	4.5	5.2	6.2	3.7
Palau	565	5.7	8.0	3.7	4.7	2.4	2.0	0.0	0.0	0.1	0.0	0.0	0.0
Papua New Guinea	853	1,122.2	861.1	837.8	623.0	381.3	461.1	42.8	33.1	24.9	217.2	279.5	234.6
Philippines	566	6,337.2	6,727.8	6,867.1	6,416.9	6,534.6	7,265.1	6,037.8	5,086.5	4,994.7	4,531.5	4,712.3	5,752.1
Samoa	862	84.7	64.9	22.8	21.4	36.8	50.6	1.0	0.0	0.6	0.1	0.0	0.0
Solomon Islands	813	140.4	125.7	79.0	26.1	39.2	48.7	5.6	0.5	0.7	0.2	0.2	1.9
Sri Lanka	524	1,564.2	1,964.7	1,751.0	1,380.6	1,310.1	1,827.6	82.8	141.4	109.2	106.8	88.2	129.3
Thailand	578	15,621.6	15,303.3	15,048.0	13,807.0	12,918.8	14,725.3	10,158.4	9,291.5	8,767.6	7,783.2	6,709.1	7,174.9
Timor-Leste	537	99.4	79.4	105.0	149.7	42.0	40.7	426.8	178.8	2.3	297.4	4.7	74.3
Tonga	866	7.6	4.0	4.3	2.3	5.2	2.3	0.1	0.1	0.1	0.0	0.0	0.0
Tuvalu	869	30.4	46.8	38.1	16.3	18.1	14.7	0.0	0.0	0.0	0.1	0.2	0.0
Vanuatu	846	124.6	69.1	93.2	43.4	27.8	28.9	0.9	1.0	1.9	1.2	0.6	1.6
Vietnam	582	10,382.9	10,888.8	12,991.3	12,666.6	11,322.2	12,367.5	2,249.4	3,057.8	3,197.0	3,602.4	2,993.6	3,357.0
Asia n.s.	598	2,571.1	2,844.4	2,973.0	1,989.2	1,407.2	52.3	789.4	15.9	22.1	17.6	8.1	10.8
Europe	170	2,137.3	2,085.0	2,191.5	1,870.7	2,052.2	1,986.5	6,543.8	7,447.0	10,480.7	7,095.2	4,763.3	6,710.8
Emerg. & Dev. Europe	903	1,515.4	1,343.4	1,341.3	1,132.5	1,140.3	1,224.8	1,383.4	1,736.8	2,108.5	1,691.6	2,028.5	1,832.4
Albania	914	1.1	1.3	2.4	0.5	0.4	0.8	0.1	0.4	0.5	0.2	0.6	0.6
Bosnia and Herzegovina	963	1.3	3.0	1.0	1.0	1.0	0.7	1.1	1.6	1.8	2.1	2.2	2.0
Bulgaria	918	15.5	14.6	25.4	21.1	24.8	39.2	18.5	354.1	812.3	293.6	220.2	145.9
Croatia	960	94.6	29.8	18.8	26.6	17.2	22.9	23.1	9.4	8.8	7.7	29.6	35.5
Faroe Islands	816	0.8	0.0	0.6	1.8	0.7	0.5	0.7	3.2	3.2	0.9	1.1	0.4
Gibraltar	823	53.5	118.8	91.2	67.5	39.0	45.9	0.0	0.0	0.2	3.1	0.0	0.1
Hungary	944	463.6	353.5	376.2	265.8	295.8	266.6	411.0	426.3	309.6	266.9	538.9	301.2
Macedonia, FYR	962	2.0	2.3	2.5	2.7	1.5	0.8	0.7	0.6	1.3	0.6	0.5	0.5
Montenegro	943	1.0	0.5	2.7	1.7	2.3	2.3	0.5	1.0	0.3	1.1	0.6	0.3
Poland	964	246.0	201.1	189.0	201.9	218.0	267.4	204.5	262.0	452.9	408.7	560.2	470.2
Romania	968	72.3	88.4	73.4	54.4	63.8	55.1	109.6	84.1	77.1	75.2	87.2	92.8
Serbia, Republic of	942	5.2	3.7	4.1	5.4	2.0	4.6	7.6	34.8	35.8	40.8	47.2	41.0
Turkey	186	558.5	526.4	553.9	482.2	474.0	518.0	606.0	559.3	404.6	590.8	540.1	741.9
CIS	901	605.7	736.0	848.1	737.8	911.8	761.6	5,156.6	5,709.7	8,370.9	5,403.3	2,734.7	4,877.9
Armenia	911	3.7	1.5	1.2	1.1	0.5	0.3	0.1	1.6	2.4	2.4	1.8	0.7
Azerbaijan, Rep. of	912	33.1	27.4	123.0	195.8	35.1	32.9	40.1	0.1	0.6	0.2	0.6	0.6
Belarus	913	6.6	3.4	2.0	3.6	1.4	1.0	43.6	67.9	243.2	130.8	14.7	6.2
Georgia	915	29.5	39.8	34.3	30.5	17.8	11.1	4.2	2.6	3.5	4.9	6.4	4.2
Kazakhstan	916	35.6	58.5	43.2	33.3	14.1	16.8	2.2	37.4	0.9	32.4	3.4	81.8
Kyrgyz Republic	917	3.6	3.4	3.6	2.6	1.2	2.2	3.0	0.2	0.0	0.0	0.1	0.1
Moldova	921	3.7	3.6	2.9	0.7	0.4	2.7	0.5	0.6	0.5	0.4	0.6	0.5
Russian Federation	922	441.1	472.0	566.5	440.9	796.2	660.0	4,445.4	5,232.8	7,926.8	5,174.0	2,679.1	4,681.6
Tajikistan	923	0.5	1.1	1.1	0.2	0.4	0.6	0.0	0.2	0.0	0.0	0.0	0.0
Turkmenistan	925	12.8	17.8	22.1	18.9	9.7	13.5	0.1	0.4	0.0	0.5	1.1	0.3
Ukraine	926	26.9	87.1	39.4	8.1	9.0	15.0	617.2	364.1	192.8	57.6	26.5	100.6
Uzbekistan	927	8.6	20.5	8.8	2.2	26.0	5.5	0.2	1.8	0.2	0.1	0.3	1.2
Europe n.s.	884	16.2	5.6	2.1	0.4	0.1	0.1	3.8	0.6	1.3	0.4	0.2	0.4
Mid East, N Africa, Pak	440	9,126.4	10,341.7	10,511.8	9,124.5	7,923.7	7,408.0	50,855.7	46,783.0	45,114.0	24,582.2	22,382.6	29,917.9
Afghanistan, I.R. of	512	10.7	10.3	12.8	15.9	17.4	19.4	0.5	0.3	0.2	0.2	0.6	0.7
Algeria	612	35.3	49.8	70.8	46.3	43.8	51.9	0.6	0.7	37.3	39.9	113.7	186.1
Bahrain, Kingdom of	419	102.1	126.3	159.5	151.7	101.0	119.0	375.1	457.3	328.5	198.3	128.8	260.2
Djibouti	611	12.6	19.5	26.5	27.0	19.4	12.0	0.7	1.0	0.4	0.7	0.9	2.0
Egypt	469	350.9	477.3	392.4	332.9	288.6	415.7	243.2	171.2	137.8	161.4	103.2	65.0
Iran, I.R. of	429	180.2	158.9	139.2	115.4	111.6	185.2	1,082.8	12.0	8.3	9.7	540.8	753.5
Iraq	433	44.2	123.5	61.4	69.6	88.2	59.9	1,077.8	2,965.3	2,303.7	1,004.9	516.8	1,646.7
Jordan	439	101.7	176.5	116.3	86.0	38.1	28.2	13.9	18.8	14.6	14.1	18.6	16.6
Kuwait	443	178.7	319.4	196.8	175.8	180.1	213.4	4,785.6	3,459.5	3,419.1	2,673.2	2,485.1	3,223.6
Lebanon	446	53.7	46.3	49.2	51.9	32.7	37.4	7.7	3.0	5.5	7.1	3.2	1.0
Libya	672	15.2	22.0	23.1	20.7	11.4	14.5	157.2	76.7	48.5	65.7	84.5	238.4
Mauritania	682	3.3	7.1	5.3	4.1	4.2	4.8	0.9	1.1	14.8	0.2	0.2	0.8
Morocco	686	148.6	138.5	143.6	127.2	112.7	126.0	160.7	160.8	153.5	114.6	112.8	120.9

Singapore (576)

In Millions of U.S. Dollars

		Exports (FOB)						Imports (CIF)					
		2012	2013	2014	2015	2016	2017	2012	2013	2014	2015	2016	2017
Oman	449	399.3	273.9	166.6	238.8	725.4	173.9	2,349.2	1,816.8	510.8	293.0	208.1	135.9
Pakistan	564	895.8	1,020.6	1,168.6	1,086.2	790.6	972.2	64.9	120.4	191.6	234.2	75.4	68.9
Qatar	453	195.9	262.6	230.0	191.3	141.7	432.6	7,653.6	7,893.8	7,779.6	3,635.7	2,990.0	5,175.9
Saudi Arabia	456	1,207.1	1,238.7	1,269.7	1,027.4	813.9	816.6	17,191.7	12,850.6	14,645.0	7,939.0	8,128.5	9,156.3
Somalia	726	0.9	1.5	1.4	0.7	0.6	0.8	0.0	0.0	0.2	0.3	0.6	0.1
Sudan	732	46.5	14.5	10.1	7.4	504.8	3.8	7.5	2.4	0.1	0.4	0.6	0.7
Syrian Arab Republic	463	13.7	8.3	12.8	9.2	8.6	9.4	0.4	0.4	0.0	0.1	0.1	0.1
Tunisia	744	15.0	19.5	22.9	23.6	24.9	30.3	9.4	11.2	16.0	15.5	14.8	35.7
United Arab Emirates	466	4,725.3	5,614.6	6,133.3	5,276.3	3,848.6	3,668.8	15,667.5	16,538.8	15,396.3	8,172.8	6,853.0	8,824.5
Yemen, Republic of	474	389.6	211.8	99.4	39.2	15.3	12.2	4.7	220.9	102.2	1.4	2.0	4.0
Sub-Saharan Africa	603	8,134.2	7,889.2	7,807.2	5,538.4	3,146.9	3,869.1	1,191.8	1,588.1	2,663.9	1,463.9	1,788.6	1,811.1
Angola	614	379.7	263.2	784.8	425.2	76.2	65.5	0.9	144.6	105.3	1.9	80.0	104.7
Benin	638	18.7	18.6	16.6	18.1	13.3	12.0	0.5	0.8	0.7	0.5	0.2	1.7
Botswana	616	2.9	2.7	17.9	29.6	23.7	2.8	0.1	55.8	443.0	314.2	541.4	387.3
Burkina Faso	748	0.9	1.7	3.1	2.9	1.1	0.7	0.1	0.4	0.2	0.4	0.2	0.0
Burundi	618	29.5	0.0	0.9	0.5	0.0	0.0	0.3	0.1	0.0	0.0	0.0	0.0
Cabo Verde	624	1.2	0.7	9.8	0.4	6.5	0.6	0.0	0.1	0.2	0.9	0.2	1.1
Cameroon	622	28.8	39.9	49.8	14.4	11.2	17.9	2.7	10.3	35.5	43.1	34.3	22.3
Central African Rep.	626	49.7	0.1	0.1	0.1	0.0	1.7	0.1	0.4	0.1	0.4	0.1
Chad	628	0.1	1.0	3.6	1.3	0.5	0.4	0.6	32.0	17.7	0.3	0.2	0.2
Comoros	632	11.6	1.7	2.2	2.0	2.0	1.9	12.0	7.4	5.6	2.3	4.2	2.0
Congo, Dem. Rep. of	636	10.5	9.8	16.7	9.4	8.0	8.6	0.2	0.4	0.3	0.8	0.3	9.5
Congo, Republic of	634	37.4	30.0	57.0	31.0	13.4	13.7	0.9	21.5	2.6	2.1	18.0	27.9
Côte d'Ivoire	662	23.2	20.4	27.1	36.9	23.5	23.1	10.5	8.4	11.2	16.2	16.2	10.2
Equatorial Guinea	642	24.3	332.8	24.8	6.8	2.7	2.9	2.1	468.3	1,131.9	312.8	82.3	179.2
Eritrea	643	1.1	0.1	0.1	6.6	0.0	0.0	0.5	0.0	0.0	0.0	0.1	0.0
Eswatini, Kingdom of	734	2.2	0.2	0.8	1.4	1.6	1.9	5.6	5.0	3.4	6.0	1.7	2.1
Estonia	939	14.6	23.1	13.7	10.7	7.1	6.9	191.3	83.3	11.3	26.1	32.5	14.4
Ethiopia	644	3.8	9.9	11.8	20.9	24.9	46.2	6.6	20.1	10.4	3.3	10.7	2.7
Gabon	646	23.5	89.2	48.5	23.5	11.4	16.3	75.3	11.7	8.7	24.9	4.5	5.2
Gambia, The	648	0.9	0.7	0.9	0.6	0.9	1.8	0.8	0.2	0.4	0.0	0.1	0.1
Ghana	652	843.1	90.8	66.5	65.1	59.4	81.8	86.9	78.0	135.2	118.0	130.2	108.1
Guinea	656	6.1	3.8	8.5	7.7	46.9	8.6	0.7	0.2	0.8	0.2	0.1	1.5
Guinea-Bissau	654	0.1	0.1	0.1	0.1	0.1	0.7	0.4	0.0
Kenya	664	110.8	273.9	125.4	79.9	75.3	51.7	9.5	12.1	7.5	6.4	7.0	10.0
Lesotho	666	0.2	0.6	0.5	1.0	0.8	0.2	0.1	0.0	0.0	0.0	0.0	0.0
Liberia	668	3,314.0	3,861.5	3,948.3	2,441.9	1,805.6	2,566.8	0.5	0.9	0.8	0.0	0.7	0.7
Madagascar	674	78.9	34.4	24.7	45.6	18.3	15.4	102.2	42.0	31.8	29.4	82.0	88.7
Malawi	676	3.3	2.2	1.4	1.4	0.5	0.9	1.5	3.3	2.5	2.4	1.8	1.0
Mali	678	2.6	1.7	5.2	7.6	1.8	1.9	0.3	0.2	0.7	0.2	1.1	0.2
Mauritius	684	129.5	74.8	78.9	75.4	70.9	53.9	12.0	15.3	11.3	10.6	12.0	11.5
Mozambique	688	140.1	250.8	97.0	95.4	34.6	24.6	2.3	3.6	3.4	8.2	6.0	3.4
Namibia	728	44.3	31.0	122.6	16.3	6.2	6.3	12.5	11.6	30.7	11.8	55.3	61.0
Niger	692	6.1	10.2	15.1	5.1	1.1	0.9	0.1	0.1	0.2	0.5	0.6	0.4
Nigeria	694	330.2	318.4	459.7	211.6	155.6	225.1	4.4	3.0	6.1	15.6	14.3	58.7
Rwanda	714	0.7	1.2	1.6	1.1	0.8	0.3	0.2	0.1	0.3	0.1	0.3	0.1
São Tomé & Príncipe	716	0.0	0.0	0.2	0.0	0.0	0.1	0.1	0.1	0.0
Senegal	722	12.0	12.8	17.1	11.0	13.0	11.3	1.3	1.6	1.3	3.0	1.7	1.5
Seychelles	718	44.6	30.1	27.8	97.1	26.9	39.8	0.9	0.9	1.6	4.7	0.9	2.2
Sierra Leone	724	14.8	13.4	3.6	1.9	0.9	0.6	0.2	11.2	0.1	0.4	1.7	0.6
South Africa	199	1,495.3	1,759.5	1,417.7	1,180.7	410.2	422.4	743.1	556.2	519.5	452.9	492.5	578.9
South Sudan, Rep. of	733	0.0	0.0	0.1	0.0
Tanzania	738	81.6	129.4	92.9	126.4	29.6	31.7	19.6	19.6	14.7	8.9	28.3	12.2
Togo	742	9.7	95.7	201.1	418.6	153.1	96.0	0.4	6.6	0.1	0.1	0.5	0.7
Uganda	746	3.2	3.5	9.3	6.4	6.5	5.5	1.9	2.4	7.5	19.0	15.1	13.4
Zambia	754	5.3	7.6	2.6	3.6	2.5	1.2	24.1	5.7	80.2	25.7	96.7	79.9
Zimbabwe	698	8.1	5.9	3.0	5.8	4.9	5.5	14.8	25.5	29.4	14.6	43.6	20.2
Africa n.s.	799	849.5	3.7	0.0	0.0	0.3	31.0	0.9	0.1	0.2	0.4	0.0
Western Hemisphere	205	17,667.9	17,664.4	14,731.4	9,947.7	8,486.1	9,435.7	11,084.1	12,664.9	11,525.8	6,036.2	4,780.9	6,077.2
Anguilla	312	0.0	1.1

Singapore (576)

In Millions of U.S. Dollars

		Exports (FOB)						Imports (CIF)					
		2012	2013	2014	2015	2016	2017	2012	2013	2014	2015	2016	2017
Antigua and Barbuda	311	459.2	348.1	301.2	212.3	125.5	128.5	0.0	0.1	0.0	0.9	0.1	0.0
Argentina	213	164.5	134.7	280.8	118.9	169.1	116.5	64.8	132.0	168.4	148.4	81.1	56.0
Aruba	314	0.1	0.1	0.3	0.5	0.2	0.2	174.5	47.3	99.1	2.1	0.0	44.1
Bahamas, The	313	1,046.1	990.6	1,028.9	583.2	460.6	657.8	716.4	0.4	106.7	9.6	0.5	2.9
Barbados	316	16.6	6.7	5.7	6.3	3.4	5.6	0.2	0.4	0.5	0.3	0.4	0.7
Belize	339	45.5	13.1	13.4	7.4	3.9	6.4	5.7	3.0	0.3	0.6	1.0	1.1
Bermuda	319	294.4	351.0	323.5	134.1	75.3	98.5	0.0	0.0	0.2	0.0	0.3	0.0
Bolivia	218	2.3	2.7	2.4	3.1	7.5	2.9	25.7	25.6	13.7	30.3	66.7	17.6
Brazil	223	1,385.3	2,734.2	1,594.7	1,149.1	897.6	1,208.5	2,045.7	1,702.4	2,226.0	1,384.3	1,068.3	1,452.3
Chile	228	58.4	91.7	55.5	58.5	68.2	79.1	139.0	97.7	94.8	85.6	129.0	63.5
Colombia	233	110.9	81.2	98.6	77.3	112.2	103.1	740.9	1,209.9	622.4	421.2	249.3	399.8
Costa Rica	238	33.0	27.9	27.6	27.8	26.4	46.2	745.9	613.4	568.6	71.7	52.6	56.7
Dominica	321	12.3	7.7	7.5	6.5	3.5	2.4	0.1	0.1	0.1	0.2	0.1	0.1
Dominican Republic	243	18.4	9.6	10.2	10.1	12.0	8.5	31.9	36.9	35.6	34.8	47.6	41.4
Ecuador	248	34.4	38.4	43.6	34.3	36.4	60.3	4.7	3.8	108.0	7.4	35.0	9.9
El Salvador	253	5.4	8.3	6.3	6.1	5.8	4.8	2.4	1.5	2.5	2.6	7.6	11.5
Falkland Islands	323	1.3	0.0
Greenland	326	0.1	0.1	0.4	0.1	0.0	0.2	0.1
Grenada	328	0.0	0.1	0.0	0.0	0.0	3.4	0.0	0.0	0.1	0.0	0.1	0.0
Guatemala	258	8.7	11.3	15.4	15.2	21.4	13.9	10.1	11.3	11.3	10.2	9.9	15.4
Guyana	336	8.9	2.4	2.3	1.8	2.2	2.7	0.1	0.2	0.2	0.1	0.4	0.1
Haiti	263	2.4	2.6	1.8	1.5	2.7	1.3	0.2	0.5	0.2	0.2	0.5	0.6
Honduras	268	19.2	9.3	6.2	3.8	2.3	4.5	2.3	4.0	2.0	2.5	2.8	2.4
Jamaica	343	5.2	3.5	4.9	3.8	4.4	4.7	0.5	0.6	0.4	0.5	0.6	0.9
Mexico	273	1,193.3	950.7	1,001.4	1,432.6	1,226.3	1,280.8	1,684.3	2,443.0	2,824.8	1,917.2	1,891.7	2,052.0
Montserrat	351	0.1	0.0	0.0	0.0
Netherlands Antilles	353	42.9	104.7	260.6	58.6	11.5	15.3	737.8	443.9	54.2	38.1	60.2	308.8
Nicaragua	278	6.8	3.3	1.7	2.2	1.9	1.0	0.4	1.8	1.3	2.1	1.9	0.9
Panama	283	12,238.6	11,314.8	9,221.0	5,446.5	4,958.8	5,341.7	6.4	7.1	6.9	8.2	3.5	67.4
Paraguay	288	2.3	9.0	15.8	12.2	3.0	3.4	1.3	1.8	2.5	2.6	2.0	2.1
Peru	293	42.2	65.8	42.6	54.7	92.9	80.3	13.6	16.0	44.0	16.1	51.2	43.5
St. Kitts and Nevis	361	8.4	2.3	3.4	3.8	3.0	2.7	0.4	0.3	0.1	0.7	0.1	1.8
St. Lucia	362	0.2	0.1	0.0	0.0	0.1	0.3	0.0	0.0	0.0	0.0	0.0
St. Vincent & Grens.	364	145.4	103.3	94.0	42.9	22.9	27.4	0.0	0.0	0.0	0.0	0.0	0.0
Suriname	366	5.6	3.0	3.7	2.5	1.4	2.1	2.3	1.6	0.6	0.2	0.1	0.1
Trinidad and Tobago	369	27.8	16.8	15.3	269.9	17.4	14.0	33.5	192.9	283.7	42.4	4.2	16.5
Uruguay	298	47.5	56.1	43.6	35.6	21.5	18.9	26.8	16.0	13.9	16.6	16.7	19.5
Venezuela, Rep. Bol.	299	66.4	43.5	67.1	43.5	27.0	4.5	3,791.0	5,586.1	4,214.4	1,775.5	986.3	1,369.4
Western Hem. n.s.	399	109.3	115.7	130.3	81.1	57.4	83.5	75.1	63.0	18.0	2.7	7.8	17.1
Other Countries n.i.e	910	47.6	62.5	50.7	31.2	13.8	2.2	6.2	7.7	6.4	7.4	10.7	56.8
Cuba	928	6.5	3.2	2.1	2.8	1.0	1.9	6.0	6.2	6.3	6.0	10.6	56.6
Korea, Dem. People's Rep.	954	41.1	59.3	48.6	28.4	12.8	0.3	0.2	1.5	0.1	1.3	0.1	0.2
Countries & Areas n.s.	898	0.0	0.1	0.7	0.1
Memorandum Items													
Africa	605	8,396.5	8,139.7	8,087.8	5,774.6	3,857.3	4,098.6	1,371.7	1,765.3	2,886.2	1,635.5	2,032.1	2,157.5
Middle East	405	7,957.6	9,060.3	9,049.9	7,786.3	6,405.3	6,186.9	50,610.4	46,485.1	44,699.9	24,176.2	22,063.0	29,501.8
European Union	998	37,562.6	32,399.5	32,914.6	28,746.5	29,886.5	31,938.9	47,820.9	46,104.9	43,773.8	37,773.9	38,198.7	40,160.0
Export earnings: fuel	080	10,677.6	12,481.4	12,911.8	10,875.3	8,194.8	7,777.7	60,070.9	59,496.6	59,256.0	32,310.6	26,353.4	36,938.2
Export earnings: nonfuel	092	399,043.4	399,691.3	397,178.7	340,655.0	322,517.9	358,288.2	319,890.5	313,584.8	307,044.8	264,724.5	255,669.2	287,086.1

Sint Maarten (352)

In Millions of U.S. Dollars

		Exports (FOB)						Imports (CIF)					
		2012	2013	2014	2015	2016	2017	2012	2013	2014	2015	2016	2017
IFS World	
World	001	0.1	10.4	29.5	21.0	52.3	114.0	29.1	180.7	164.5	170.9	177.0	570.3
Advanced Economies	110	6.1	26.2	18.8	50.9	109.7	85.5	116.7	147.0	156.7	529.0
Euro Area	163	6.0	4.9	18.6	33.9	66.5	63.8	105.1	135.6	126.9	113.0
Austria	122	e 0.0	e 0.0	e 0.0	e 0.0	e 0.0	e 1.2	e 1.4	e 5.7	e 1.1	e 0.9
Belgium	124	e 4.1	e 1.3	e 15.8	e 30.7	e 62.7	e 1.6	e 2.7	e 2.6	e 3.1	e 2.5
Cyprus	423	e 0.0	e 0.0	e 0.0	e 0.1	e 0.1	e 0.1	e 0.1	e 0.1
Estonia	939	e 0.0	e 0.0	e 0.0	e 0.0	e 0.0	e 0.0	e 9.5	e 0.1	e 0.0
Finland	172	e 0.0	e 0.0	e 0.0	e 0.0	e 0.8	e 0.1	e 1.0	e 5.1	e 0.2
France	132	e 1.7	e 1.9	e 2.1	e 2.0	e 2.8	e 36.9	e 35.2	e 37.7	e 35.8	e 34.2
Germany	134	e 0.1	e 0.1	e 0.1	e 0.1	e 0.1	e 6.0	e 5.3	e 9.9	e 6.6	e 5.9
Greece	174	e 0.4	e 0.0	e 0.0	e 0.2	e 0.2	e 0.3
Ireland	178	e 0.0	e 0.0	e 0.0	e 0.5	e 0.5	e 0.8	e 0.5	e 0.5
Italy	136	e 11.3	e 11.3	e 12.1	e 18.1	e 0.0
Latvia	941	e 0.0	e 0.0	e 0.0	e 0.0	e 0.2	e 0.1	e 0.1	e 0.2
Lithuania	946	e 0.0	e 0.0	e 0.0	e 0.3	e 0.2
Luxembourg	137	e 0.0	e 0.2
Netherlands	138	e 1.0	e 0.4	e 0.5	e 0.3	e 45.1	e 50.9	e 49.2	e 63.1
Portugal	182	e 0.0	e 0.0	e 0.9	e 0.4	e 1.1	e 0.8	e 0.5
Slovak Republic	936	e 0.0	e 0.1	e 0.0	e 0.1	e 0.0	e 0.3	e 0.2	e 0.1
Slovenia	961	e 0.0	e 0.0	e 0.0	e 0.0	e 0.0	e 0.1	e 0.1	e 0.4	e 0.1	e 0.1
Spain	184	e 0.0	e 0.2	e 0.0	e 0.4	e 0.5	e 4.2	e 2.7	e 3.1	e 5.7	e 3.8
Czech Republic	935	e 0.0	e 0.0	e 0.0	e 0.0	e 0.0	e 0.1	e 0.2	e 0.2	e 0.1	e 0.2
Denmark	128	e 0.0	e 0.0	e 0.1	e 0.0	e 0.0	e 1.2	e 2.5	e 2.0	e 2.0	e 2.7
Korea, Republic of	542	e 0.0	e 16.8
New Zealand	196	e 0.6
Sweden	144	e 0.0	e 0.0	e 0.0	e 0.0	e 0.1	e 0.4	e 0.5	e 0.5	e 0.5	e 0.3
Switzerland	146	e 0.1	e 18.1
United Kingdom	112	e 0.1	e 21.3	e 0.1	e 16.8	e 0.1	e 20.0	e 8.4	e 8.8	e 9.1	e 8.5
United States	111	e 43.0	e 386.9
Emerg. & Dev. Economies	200	0.1	4.3	3.4	2.3	1.4	4.3	29.1	95.2	47.8	23.8	20.3	41.3
Emerg. & Dev. Asia	505	0.0	0.0	9.1
China,P.R.: Mainland	924	e 0.0	e 9.0
Europe	170	0.0	0.6	1.0	0.1	0.1	0.4	0.5	2.6	3.5	3.3
Emerg. & Dev. Europe	903	0.0	0.6	1.0	0.1	0.1	0.4	0.5	2.6	3.5	3.3
Bulgaria	918	e 0.0	e 0.2	e 1.0	e 0.0	e 0.0	e 0.1	e 0.1	e 1.9	e 1.9	e 1.5
Croatia	960	e 0.0	e 0.0	e 0.1	e 0.0	e 0.2
Hungary	944	e 0.3	e 0.1	e 0.0	e 0.0	e 0.1	e 0.1	e 0.2	e 0.6	e 0.6
Poland	964	e 0.0	e 0.1	e 0.0	e 0.1	e 0.2	e 0.2	e 0.3	e 1.0	e 0.9
Romania	968	e 0.0	e 0.0	e 0.1	e 0.0	e 0.0	e 0.0	e 0.0	e 0.0	e 0.0
Mid East, N Africa, Pak	440	0.0	0.1	0.3	0.1
Morocco	686	e 0.1	e 0.3	e 0.1
Sub-Saharan Africa	603	0.0	0.2	0.0	0.0
Estonia	939	e 0.0	e 0.0	e 0.0	e 0.0	e 0.0	e 0.0	e 9.5	e 0.1	e 0.0
Tanzania	738	e 0.2	e 0.0
Western Hemisphere	205	0.1	4.3	2.8	1.2	1.3	3.8	28.9	94.8	47.3	21.2	16.8	28.9
Antigua and Barbuda	311	e 2.6	e 0.2	e 0.5	e 0.5
Barbados	316	e 0.0	e 0.0	e 0.1	e 0.0	e 0.1	e 0.0	e 0.5	e 0.2	e 0.2	e 0.4	e 0.3	e 0.5
Brazil	223	e 0.0	e 0.1
Costa Rica	238	e 0.0	e 0.1
Dominican Republic	243	e 0.2
Jamaica	343	e 0.0	e 0.1	e 0.1	e 1.0	e 2.2	e 11.2
Panama	283	e 0.2	e 0.1
St. Kitts and Nevis	361	e 3.9	e 2.2	e 0.4	e 1.0	e 0.7	e 0.5	e 0.4	e 0.0	e 0.1	e 0.1
St. Lucia	362	e 0.2	e 0.4	e 0.6	e 0.1	e 0.4	e 0.2
St. Vincent & Grens.	364	e 0.0	e 0.1	e 0.1	e 0.1	e 0.0	e 0.0	e 0.0	e 0.1	e 0.0	e 0.0
Suriname	366	e 0.1	e 0.0	e 0.1	e 0.0	e 0.1	e 0.1	e 0.1
Trinidad and Tobago	369	e 0.0	e 0.1	e 0.0	e 0.0	e 0.0	e 0.0	e 28.4	e 94.0	e 46.3	e 19.2	e 13.3	e 16.0
Memorandum Items													
Africa	605	0.1	0.3	0.2	0.0	0.1

Sint Maarten (352)

In Millions of U.S. Dollars

		Exports (FOB)						Imports (CIF)					
		2012	2013	2014	2015	2016	2017	2012	2013	2014	2015	2016	2017
European Union	998	6.1	26.7	19.8	50.9	66.9	85.9	117.2	149.6	142.2	128.0
Export earnings: fuel	080	0.0	0.1	0.0	0.0	0.0	0.0	28.4	94.0	46.3	19.2	13.3	16.0
Export earnings: nonfuel	092	0.1	10.3	29.5	21.0	52.3	113.9	0.8	86.7	118.1	151.7	163.7	554.3

Slovak Republic (936)

In Millions of U.S. Dollars

		Exports (FOB)						Imports (CIF)					
		2012	2013	2014	2015	2016	2017	2012	2013	2014	2015	2016	2017
IFS World		80,649.1	85,766.1	86,454.1	75,235.4	77,567.3	84,481.6	77,434.4	81,779.2	81,904.5	73,360.2	75,488.0	83,307.1
World	001	80,650.6	85,765.8	86,453.1	75,235.2	77,567.4	84,521.0	77,435.8	81,778.9	81,903.6	73,360.4	75,488.1	83,321.7
Advanced Economies	110	56,710.3	59,936.4	62,000.8	55,208.7	57,860.3	62,732.4	53,208.3	55,995.9	57,083.4	52,810.3	54,951.4	59,736.5
Euro Area	163	36,683.5	38,214.5	40,041.2	35,797.5	37,550.3	40,835.4	31,144.2	34,048.1	35,203.9	32,332.7	34,456.0	37,633.7
Austria	122	5,313.1	5,316.8	5,263.5	4,517.7	4,421.3	5,059.3	6,035.2	7,590.9	7,651.2	6,793.1	7,351.4	8,478.5
Belgium	124	1,187.1	1,335.9	1,306.0	1,014.9	1,126.0	1,101.9	969.3	1,045.0	1,063.3	1,051.5	1,122.2	1,165.4
Cyprus	423	77.3	104.0	84.6	90.6	71.3	50.5	67.8	114.6	51.6	90.7	78.5	66.7
Estonia	939	66.3	76.1	84.6	78.7	104.3	155.5	49.8	115.1	73.8	17.9	29.6	40.9
Finland	172	226.7	216.7	217.4	217.3	228.4	243.1	202.4	160.2	209.9	194.0	156.4	170.0
France	132	4,291.7	4,235.3	4,247.3	4,191.6	4,769.9	5,307.0	2,548.6	2,611.4	2,824.5	2,828.9	3,251.8	3,556.5
Germany	134	17,071.0	17,792.1	18,968.8	16,856.8	16,988.5	17,419.3	14,078.3	14,897.5	15,354.6	14,122.4	15,238.7	16,092.9
Greece	174	195.0	197.4	254.4	187.1	187.4	227.3	69.1	80.0	79.1	72.8	74.5	79.6
Ireland	178	109.7	116.0	135.5	141.8	148.6	162.0	170.4	162.0	169.0	170.5	181.2	184.2
Italy	136	3,709.0	3,882.1	3,967.6	3,398.2	3,761.0	5,099.6	2,983.4	2,727.9	2,844.0	2,602.3	2,641.1	2,863.3
Latvia	941	212.9	200.3	208.8	177.8	197.6	180.6	68.2	72.6	71.4	67.7	48.7	52.1
Lithuania	946	142.6	162.5	205.4	165.7	179.0	195.4	78.5	75.5	84.4	80.9	82.8	89.6
Luxembourg	137	95.2	149.4	168.0	84.8	86.6	112.9	111.8	100.0	115.3	113.9	104.6	219.2
Malta	181	26.0	22.9	18.0	11.6	10.7	17.0	12.1	9.6	9.6	8.5	10.2	9.6
Netherlands	138	1,810.8	1,991.7	2,172.3	1,836.7	2,212.8	2,134.4	1,853.4	2,122.2	2,060.7	1,709.7	1,781.6	2,116.8
Portugal	182	178.2	177.8	253.4	231.2	256.0	281.9	123.0	139.9	119.1	178.0	256.3	251.8
Slovenia	961	601.9	655.6	640.0	531.5	519.8	589.9	880.7	1,197.7	1,598.5	1,444.3	1,141.8	1,098.2
Spain	184	1,369.0	1,581.8	1,845.8	2,063.4	2,281.1	2,497.9	842.2	826.1	823.9	785.4	904.7	1,098.5
Australia	193	165.6	294.5	328.5	303.5	200.0	204.3	40.7	36.5	37.0	51.2	31.9	2.6
Canada	156	177.7	200.4	194.7	184.1	294.6	311.9	72.4	119.0	54.5	76.1	79.7	80.7
China,P.R.: Hong Kong	532	58.8	55.1	63.3	70.4	62.8	64.9	45.9	28.7	39.5	27.8	38.6	76.3
China,P.R.: Macao	546	0.1	0.1	0.2	0.1	0.3	0.2	0.0	0.0	0.0	0.3	0.1	0.0
Czech Republic	935	11,309.8	11,634.9	11,056.3	9,385.8	9,231.9	9,832.2	13,483.6	13,507.2	13,439.1	12,691.3	12,809.9	13,499.5
Denmark	128	689.2	757.3	719.2	639.1	710.7	665.9	329.2	303.6	341.7	304.8	279.1	330.4
Iceland	176	8.9	8.5	9.7	16.4	23.3	27.5	4.6	5.8	3.0	4.5	3.3	1.6
Israel	436	67.8	133.8	174.1	264.6	395.0	326.5	24.0	15.6	19.7	27.9	13.8	19.9
Japan	158	143.7	180.1	136.9	69.7	96.2	121.8	600.8	400.9	387.4	300.8	308.2	239.5
Korea, Republic of	542	117.5	110.8	140.0	117.7	147.2	98.5	4,807.2	4,805.7	4,585.4	4,040.7	3,568.6	3,741.9
New Zealand	196	17.2	28.2	41.0	36.9	27.5	26.2	0.4	0.2	0.8	0.6	3.6	7.4
Norway	142	198.0	223.8	271.9	185.9	186.0	208.2	21.9	21.1	10.0	22.5	13.0	13.6
San Marino	135	12.4	10.3	11.2	9.7	8.1	11.0	0.3	0.3	0.2	0.2	0.2	0.3
Singapore	576	28.4	45.3	29.0	40.9	30.5	31.4	17.6	20.8	23.5	33.5	25.2	19.5
Sweden	144	1,257.1	1,222.8	1,254.7	1,130.2	1,209.6	1,206.1	475.9	508.8	584.3	502.9	486.7	553.7
Switzerland	146	1,081.6	1,378.2	1,401.4	1,205.2	1,210.4	1,331.4	332.7	421.1	441.2	365.2	483.3	409.3
Taiwan Prov.of China	528	39.6	29.6	41.6	42.9	38.5	36.4	408.9	382.6	419.9	459.3	497.2	413.9
United Kingdom	112	3,155.0	3,864.9	4,411.8	4,081.2	4,583.6	5,064.7	1,015.9	1,030.6	1,018.2	1,142.6	1,488.8	2,167.6
United States	111	1,498.4	1,543.3	1,674.1	1,626.8	1,854.1	2,327.9	381.9	339.3	474.2	425.3	364.4	525.2
Vatican	187	0.3	0.0	0.0
Emerg. & Dev. Economies	200	23,932.7	25,825.6	24,444.6	20,016.6	19,687.2	21,754.5	24,224.8	25,779.3	24,813.0	20,535.5	20,524.5	23,569.8
Emerg. & Dev. Asia	505	1,914.1	2,249.5	1,981.8	1,298.7	1,439.0	1,572.0	3,934.4	4,305.0	4,600.8	4,168.7	4,820.7	5,415.1
Bangladesh	513	0.8	3.7	11.7	0.8	1.6	3.1	63.8	74.2	69.6	70.0	75.1	83.0
Bhutan	514	0.1	0.1	0.8	0.2	0.0
Brunei Darussalam	516	1.5	0.5	0.9	0.2	0.2	0.1	0.0	0.0	0.0
Cambodia	522	0.9	0.2	0.5	0.6	0.3	0.2	3.2	7.7	15.2	19.3	19.9	23.0
China,P.R.: Mainland	924	1,732.6	2,118.1	1,824.9	1,130.6	1,257.1	1,371.7	3,107.9	3,278.3	3,283.5	3,013.4	3,470.8	3,475.9
Fiji	819	0.0	0.0	0.1	0.1	0.0	0.0	0.0	0.0	0.0
F.T. French Polynesia	887	0.2	0.4	0.1	0.2	0.2	0.2	0.0	0.0	0.0	0.0	0.0	0.0
F.T. New Caledonia	839	0.3	0.4	0.3	0.4	0.8	0.5	0.0	0.0
India	534	71.3	43.1	40.6	59.2	54.2	55.6	120.3	142.4	167.7	165.6	169.7	174.7
Indonesia	536	15.9	10.5	6.1	19.8	11.5	10.5	63.2	54.8	30.3	48.4	86.4	94.3
Lao People's Dem.Rep	544	0.1	3.4	0.0	0.0	0.0	0.0
Malaysia	548	37.0	19.3	22.7	26.2	26.7	23.7	128.7	178.7	415.8	350.5	358.6	577.2
Maldives	556	0.2	0.3	0.0	0.1	0.5	0.1	0.0	0.0	0.0	0.0	0.0	0.0
Micronesia	868	0.0	0.0	0.1	0.0	0.0	0.0
Mongolia	948	2.3	2.5	4.7	2.6	1.2	1.4	0.0	0.0	0.0
Myanmar	518	0.0	0.4	0.7	1.1	0.2	1.6	0.1	0.4	0.5	1.3	1.7

Slovak Republic (936)

In Millions of U.S. Dollars

		Exports (FOB)						Imports (CIF)					
		2012	2013	2014	2015	2016	2017	2012	2013	2014	2015	2016	2017
Nepal	558	0.3	0.2	0.4	0.5	0.3	3.5	0.0	0.0	0.1	0.0	0.0	0.1
Philippines	566	2.2	4.4	10.2	10.1	3.2	7.9	11.4	12.0	20.9	30.4	23.9	30.1
Sri Lanka	524	0.9	3.9	4.2	6.3	17.4	13.4	22.8	20.5	36.0	36.5	34.9	28.9
Thailand	578	30.1	26.6	18.5	16.7	22.2	33.4	150.8	204.9	204.9	152.1	157.0	186.4
Timor-Leste	537	0.1
Vietnam	582	17.0	14.8	31.4	23.0	40.2	44.8	262.0	331.2	356.6	281.8	422.9	739.6
Asia n.s.	598	0.5	0.1	0.1	0.0	0.1	0.0	0.1	0.0	0.0	0.0
Europe	170	20,748.5	21,941.8	20,789.4	17,007.6	16,681.3	18,764.7	20,009.0	21,163.3	19,889.4	16,093.4	15,369.1	17,726.7
Emerg. & Dev. Europe	903	16,436.3	17,479.0	17,121.9	14,722.2	14,472.4	16,282.1	11,476.6	12,215.3	12,696.5	11,652.5	11,838.1	13,237.5
Albania	914	29.3	54.2	53.2	43.0	33.3	38.0	0.8	1.5	6.5	1.4	2.6	2.6
Bosnia and Herzegovina	963	86.8	110.7	101.6	97.2	95.4	114.1	49.4	54.9	60.6	65.4	65.4	71.9
Bulgaria	918	443.7	495.7	467.7	484.2	440.2	547.7	174.0	235.6	170.3	180.2	169.5	220.5
Croatia	960	304.1	333.8	398.0	389.5	380.9	503.4	100.1	122.7	202.3	215.2	214.5	201.9
Faroe Islands	816	0.1	0.3	0.3	0.4	0.6	1.8	0.0
Gibraltar	823	0.0	1.2	2.2	1.2	2.5	1.1	0.0	0.0
Hungary	944	5,813.3	5,585.1	5,405.9	4,303.7	4,428.3	5,149.5	5,101.3	4,995.8	4,994.5	4,637.6	4,644.9	5,284.4
Kosovo	967	6.2	6.9	13.4	20.1	16.5	15.2	3.8	2.5	2.5	1.3	1.2	0.2
Macedonia, FYR	962	48.8	47.6	56.0	56.2	58.5	67.1	75.7	71.4	69.7	62.8	44.9	30.4
Montenegro	943	23.0	45.0	48.5	32.6	22.8	17.7	0.3	0.4	0.2	0.9	0.3	0.2
Poland	964	6,725.9	7,269.3	7,322.8	6,430.1	5,976.3	6,554.6	4,381.2	4,996.8	5,052.3	4,675.0	4,905.9	5,422.2
Romania	968	1,481.8	1,766.9	1,847.6	1,663.2	1,759.8	2,073.2	873.5	1,012.5	1,281.3	1,028.7	1,053.7	1,195.7
Serbia, Republic of	942	380.0	454.8	384.1	322.8	352.6	397.5	188.1	232.1	253.0	257.6	364.0	429.7
Turkey	186	1,093.2	1,307.6	1,020.4	877.8	904.5	801.3	528.6	489.1	603.2	526.3	371.0	377.9
CIS	901	4,312.1	4,462.6	3,667.3	2,285.4	2,208.8	2,482.6	8,532.4	8,948.0	7,192.9	4,440.9	3,531.0	4,489.1
Armenia	911	4.4	5.7	6.0	6.7	1.7	4.0	0.1	0.0	0.0	0.0	0.2	0.1
Azerbaijan, Rep. of	912	37.2	46.7	41.4	28.9	27.1	69.9	0.0	0.0	0.0	1.2	6.7	0.6
Belarus	913	145.0	166.8	139.4	74.2	82.5	88.6	104.4	67.1	71.8	103.2	90.1	53.6
Georgia	915	17.6	27.8	19.5	32.2	31.0	13.7	2.8	3.1	4.1	1.3	2.0	0.3
Kazakhstan	916	79.4	121.9	131.9	59.9	21.3	35.2	17.9	16.6	16.3	2.7	8.0	9.0
Kyrgyz Republic	917	2.1	1.9	1.7	0.9	1.3	1.0	1.9	0.0	0.0	0.0	0.0	0.0
Moldova	921	44.3	35.3	30.2	27.7	20.9	32.9	6.5	11.9	13.7	18.1	12.9	20.6
Russian Federation	922	3,391.8	3,393.9	2,842.5	1,691.8	1,630.1	1,763.9	7,656.2	8,064.2	6,368.5	3,808.6	2,922.1	3,713.1
Tajikistan	923	0.7	1.6	0.8	1.1	1.2	0.3	0.0	0.0	0.0
Turkmenistan	925	3.7	5.5	2.9	3.4	1.6	1.8	0.5	0.0	0.0	0.1
Ukraine	926	576.0	637.1	430.4	346.2	384.5	464.0	741.9	784.8	718.3	505.6	487.7	691.3
Uzbekistan	927	10.0	18.3	20.3	12.5	5.7	7.3	0.2	0.2	0.1	0.1	1.0	0.5
Europe n.s.	884	0.1	0.1	0.2	0.1	0.1	0.1	0.0	0.0	0.0	0.0	0.0
Mid East, N Africa, Pak	440	722.4	1,028.0	1,183.5	1,069.8	1,088.4	908.5	185.8	212.2	215.6	172.7	184.8	206.8
Afghanistan, I.R. of	512	18.3	2.3	1.9	6.1	1.1	0.7	0.1	0.0	0.0	0.0	0.0	0.0
Algeria	612	143.1	65.5	59.3	56.4	40.3	31.7	0.0	0.0	0.0	0.0	0.1
Bahrain, Kingdom of	419	8.0	12.2	11.2	9.4	13.7	12.1	0.0	0.2	1.2	0.4	0.1	0.1
Djibouti	611	0.1	0.0	0.0	0.4	0.2	0.4	0.0
Egypt	469	107.1	126.2	268.9	208.1	220.4	94.2	43.3	52.2	61.8	45.3	41.5	56.6
Iran, I.R. of	429	13.3	8.2	16.6	20.4	23.4	20.1	3.2	6.4	5.8	7.2	10.8	8.8
Iraq	433	8.1	22.5	16.4	13.6	15.4	4.4	0.0	0.0	0.0	0.0	0.0
Jordan	439	6.7	38.0	26.9	13.1	33.3	26.9	1.5	1.7	2.0	2.4	1.5	1.7
Kuwait	443	51.2	72.4	72.6	72.4	59.1	82.8	0.0	0.0	0.0	0.1	0.1	0.0
Lebanon	446	13.6	54.1	35.1	39.9	46.4	34.6	0.2	0.1	0.1	0.1	0.1	2.0
Libya	672	8.8	10.1	14.4	3.3	1.0	1.1	0.0	0.0	0.0	0.0
Mauritania	682	0.6	0.7	0.3	0.1	0.7	0.1	0.0	0.0
Morocco	686	61.7	82.9	109.1	99.9	114.5	109.6	37.5	43.4	41.2	21.0	9.0	25.3
Oman	449	13.6	20.5	26.8	18.5	26.5	40.0	0.0	0.0	0.0	0.0	0.0	0.1
Pakistan	564	28.9	42.9	34.5	40.3	38.9	36.8	19.5	25.5	27.9	19.8	34.5	25.0
Qatar	453	16.8	25.7	32.7	21.8	21.7	23.6	0.1	0.0	0.0	0.0	0.7	0.3
Saudi Arabia	456	60.4	145.9	151.3	147.4	127.9	81.5	1.2	1.5	1.7	3.8	2.2	4.5
Somalia	726	0.8	1.3	0.1	1.6	0.0	0.0
Sudan	732	2.2	3.6	2.4	2.4	4.6	5.6	0.0	3.5	2.8
Syrian Arab Republic	463	0.5	16.3	13.3	5.5	27.4	6.5	0.1	0.0	0.0	0.0	0.0
Tunisia	744	23.1	65.0	75.1	81.3	65.0	71.4	76.9	79.3	72.7	70.7	79.8	77.4
United Arab Emirates	466	134.3	199.9	204.9	198.0	180.4	203.5	0.9	0.8	1.0	1.8	1.0	2.0

Slovak Republic (936)

In Millions of U.S. Dollars

		Exports (FOB)						Imports (CIF)					
		2012	2013	2014	2015	2016	2017	2012	2013	2014	2015	2016	2017
West Bank and Gaza	487	1.7	9.4	5.5	8.9	23.2	17.7	1.2	1.0	0.1	0.0
Yemen, Republic of	474	0.7	3.8	3.6	1.1	3.4	1.7	0.0	0.0	0.0
Sub-Saharan Africa	603	145.1	184.9	182.1	168.4	191.6	211.8	14.7	20.4	28.4	16.0	26.1	82.5
Angola	614	2.5	1.4	1.9	1.4	4.5	1.5	0.0	0.0	0.0
Benin	638	2.8	3.0	3.8	2.9	0.8	2.4	0.0	0.0	0.0
Botswana	616	0.1	0.4	1.1	0.5	0.3	0.5	0.0	0.0	0.0	0.0	0.0
Burkina Faso	748	0.0	0.1	0.1	0.4	1.7	1.9	0.0	0.0	0.0	0.3	0.0	0.0
Burundi	618	0.2	0.3	0.0	0.1	0.0
Cabo Verde	624	0.2	0.0	0.0	0.0	0.1	0.0	0.0
Cameroon	622	0.7	0.8	2.4	0.7	2.5	2.5	0.0	0.1	0.2	0.0	2.0	4.8
Central African Rep.	626	0.0	0.0	0.4	0.1	0.1	0.0	0.0	0.0
Chad	628	1.9	0.1	4.4	0.3	0.0	0.0	0.0
Comoros	632	0.1	0.1	0.0	0.0	0.0	0.0	0.0
Congo, Dem. Rep. of	636	2.4	1.0	0.8	0.7	1.4	2.4	0.0	0.0	0.0	2.5	0.0	0.0
Congo, Republic of	634	5.4	10.8	9.9	0.4	0.6	0.5	0.0	0.1	0.0	4.9	2.5	5.0
Côte d'Ivoire	662	3.2	1.7	1.9	0.9	6.2	7.2	0.0	0.0	0.1	0.0	2.8	9.9
Equatorial Guinea	642	0.0	3.7	0.6	2.3	0.0	0.0
Eritrea	643	0.0	0.0	0.1	0.0
Eswatini, Kingdom of	734	0.1	0.3	0.6	0.5	0.2	0.2	0.0	0.0	0.0
Estonia	939	66.3	76.1	84.6	78.7	104.3	155.5	49.8	115.1	73.8	17.9	29.6	40.9
Ethiopia	644	5.5	3.0	3.2	1.9	6.9	5.7	1.4	1.1	4.7	1.2	0.7	0.6
Gabon	646	1.1	1.0	1.1	1.0	0.7	0.8	2.7	0.8	0.1
Gambia, The	648	0.2	0.0	0.1	0.0	0.1	0.3	0.0	0.0
Ghana	652	3.2	3.9	1.2	2.3	6.5	5.7	0.0	7.5	0.0	0.0	0.0	0.0
Guinea	656	0.7	0.2	0.1	1.1	0.0	0.1	0.2	0.0	0.0	0.0	0.2
Kenya	664	5.4	4.0	5.4	1.9	4.2	5.8	0.1	0.3	0.1	0.2	0.1	0.0
Liberia	668	0.0	0.1	0.1	1.1	0.8	8.1	0.0
Madagascar	674	2.4	2.5	2.2	1.7	1.9	2.4	0.0	0.0	0.2	0.1	0.1	0.2
Malawi	676	1.7	1.6	0.9	0.3	0.2	0.3	0.0	0.0	0.0	0.0	0.0
Mali	678	0.5	1.5	1.5	1.1	6.0	4.7	0.0	0.0	0.0	0.0	0.0
Mauritius	684	0.5	0.5	0.5	0.6	5.6	6.9	0.2	0.2	0.3	0.2	0.3	0.2
Mozambique	688	3.8	0.5	0.4	0.1	1.0	2.0	19.0	2.8	13.9	53.1
Namibia	728	0.1	0.6	0.7	2.3	1.2	0.7	0.0	0.0	0.0	0.0	0.0	0.0
Niger	692	0.2	0.1	3.6	0.5	0.1	0.0	0.0	0.0	0.0	0.0	0.0
Nigeria	694	11.6	34.4	30.3	13.1	15.1	11.2	1.2	0.1	0.0	0.0	1.0	4.8
Rwanda	714	0.4	0.2	0.1	0.4	0.0	0.2	0.0	0.0	0.0	0.0	0.0	0.0
Senegal	722	2.3	3.0	2.3	1.1	4.5	6.2	0.0	0.0	0.1	0.0	0.0	0.0
Seychelles	718	0.0	0.3	0.1	0.9	0.8	0.5	0.0	0.0	0.0	0.0	0.0	0.0
Sierra Leone	724	0.1	0.0	0.1	0.1	0.1	0.0	0.0	0.0	0.0	0.0	0.0
South Africa	199	83.1	95.1	93.6	119.6	113.0	122.6	8.6	11.0	3.6	2.7	2.6	3.3
South Sudan, Rep. of	733	0.1	0.0	0.0	0.0
Tanzania	738	0.4	0.6	0.3	0.3	0.5	3.1	0.1	0.1	0.0	0.0	0.0	0.0
Togo	742	1.6	2.6	1.6	1.1	2.0	1.6
Uganda	746	0.5	5.6	4.0	3.1	1.2	2.0	0.1	0.0	0.0	0.2	0.0	0.2
Zambia	754	0.0	0.2	0.6	1.3	0.5	1.4	0.0	0.0	0.0	0.0
Zimbabwe	698	0.2	0.0	0.1	0.0	0.1	0.1	0.0	0.0	0.0	0.0	0.0	0.0
Western Hemisphere	205	402.7	421.4	307.8	472.1	286.8	297.5	80.9	78.4	78.8	84.7	123.7	138.7
Anguilla	312	0.0	0.0	0.0	0.1	0.0
Argentina	213	32.8	43.8	16.8	14.0	17.9	16.9	4.3	3.1	4.2	6.0	32.2	43.1
Aruba	314	0.5	0.4	0.1	0.0	0.0	0.0	0.0	0.0	0.0
Bahamas, The	313	0.0	0.0	0.1	0.2	0.0	0.0	0.0
Barbados	316	0.0	0.0	0.3	0.0	0.0	0.0	0.4	0.6	0.5	0.4	0.3	0.7
Bolivia	218	1.2	2.2	2.1	2.0	1.8	0.8	0.0	0.2	0.0	0.0	0.0	0.1
Brazil	223	102.8	147.5	102.5	66.5	47.4	59.8	35.9	36.8	33.3	27.8	32.8	26.8
Chile	228	24.9	27.0	10.4	17.6	20.7	19.3	1.3	1.4	0.7	1.0	0.9	0.7
Colombia	233	15.6	17.9	20.9	22.8	14.4	11.2	0.6	0.4	0.3	0.1	0.0	4.1
Costa Rica	238	3.7	2.9	3.2	6.0	3.1	1.8	0.6	0.6	0.5	1.3	0.4	0.6
Curacao	354	0.4	0.3	0.1	0.4	0.4
Dominica	321	0.0	0.0	0.0	0.1	0.0	0.0
Dominican Republic	243	1.7	2.2	2.6	4.0	3.0	1.1	0.1	0.3	0.3	0.2	0.2	0.2

Slovak Republic (936)

In Millions of U.S. Dollars

		Exports (FOB)						Imports (CIF)					
		2012	2013	2014	2015	2016	2017	2012	2013	2014	2015	2016	2017
Ecuador	248	1.5	2.7	3.2	3.3	2.1	5.6	0.5	0.8	0.2	1.2	1.9	3.0
El Salvador	253	0.3	0.3	0.2	5.5	0.5	0.7	0.1	0.1	0.3	0.3	0.2	0.1
Greenland	326	0.0	0.0	0.0	0.0	0.5	0.0
Guatemala	258	12.6	11.3	4.9	7.6	4.7	4.1	0.0	0.0	0.0	0.0	0.0	0.0
Guyana	336	0.1	0.1	0.2	0.1	0.2	0.2	0.1	0.1	0.0	0.0
Haiti	263	0.8	0.5	1.0	0.3	0.2	0.1	0.0	0.0	0.0	0.0	0.0	0.0
Honduras	268	0.6	0.7	0.3	0.6	0.3	0.8	0.4	0.3	0.5	0.8	1.6	1.8
Jamaica	343	1.1	0.5	3.2	2.2	0.3	1.8	0.0	0.0	0.0	0.0	0.0
Mexico	273	109.3	115.1	100.6	284.4	144.8	147.1	32.2	33.0	36.7	34.9	36.8	40.3
Netherlands Antilles	353	0.6
Nicaragua	278	2.0	0.7	2.3	2.2	3.5	0.1	0.1	0.1	0.2	0.1	0.1
Panama	283	4.4	6.4	5.7	6.8	4.0	3.7	0.1	0.1	0.0	0.0	0.0	0.0
Paraguay	288	5.4	2.2	5.2	4.0	3.9	4.9	0.1	0.1	0.0	0.0	0.1
Peru	293	11.0	8.9	8.4	7.5	7.6	9.4	0.9	0.4	0.9	10.2	14.7	13.5
Sint Maarten	352	0.1	0.0	0.3	0.2	0.1	0.0	0.1	0.0
St. Kitts and Nevis	361	0.0	0.0	0.0	0.0	0.0	0.1	0.1	0.1	0.1	0.1
St. Lucia	362	0.1	0.2	0.0	0.0	0.1	0.0	0.0	0.0	0.1
Suriname	366	0.1	0.2	0.2	0.0	0.1	0.0	0.0	0.0
Trinidad and Tobago	369	1.8	1.4	2.7	0.6	2.2	1.6	0.1	0.0	0.0	0.0	0.0
Uruguay	298	1.4	4.3	1.2	0.9	1.2	0.8	0.1	0.1	0.2	0.2	1.1	3.0
Venezuela, Rep. Bol.	299	65.1	19.9	10.3	12.2	2.3	1.3	0.1	0.1	0.1	0.0	0.0	0.3
Western Hem. n.s.	399	3.0	0.2	0.4	0.3	0.3	0.4	2.9	0.0	0.0	0.1	0.0
Other Countries n.i.e	910	6.8	3.1	7.4	9.7	8.5	26.9	1.8	2.0	1.1	0.9	0.8	6.1
Cuba	928	6.8	3.1	7.4	9.7	8.5	26.9	1.6	1.9	1.1	0.9	0.8	6.1
Korea, Dem. People's Rep.	954	0.0	0.0	0.2	0.1	0.0	0.0	0.0	0.0
Special Categories	899	0.5	0.0	0.0	0.0
Countries & Areas n.s.	898	0.3	0.8	0.3	0.2	11.4	7.2	0.9	1.7	6.0	13.6	11.3	9.3
Memorandum Items													
Africa	605	375.9	402.6	429.0	410.2	416.9	432.1	129.1	143.2	142.3	107.7	118.5	188.1
Middle East	405	444.4	765.1	900.1	781.6	823.2	650.8	51.8	63.9	73.8	61.2	57.9	76.2
European Union	998	67,863.4	71,145.2	72,925.2	64,304.5	66,271.6	72,432.6	57,078.8	60,761.7	62,288.0	57,711.1	60,509.1	66,509.6
Export earnings: fuel	080	4,079.5	4,250.6	3,717.1	2,406.0	2,236.8	2,408.1	7,685.3	8,091.3	6,395.2	3,833.0	2,957.1	3,756.1
Export earnings: nonfuel	092	76,571.1	81,515.3	82,736.0	72,829.3	75,330.6	82,112.9	69,750.5	73,687.6	75,508.4	69,527.3	72,530.9	79,565.6

Slovenia (961)

In Millions of U.S. Dollars

		Exports (FOB)						Imports (CIF)					
		2012	2013	2014	2015	2016	2017	2012	2013	2014	2015	2016	2017
IFS World		27,077.2	28,611.0	30,452.4	26,550.5	27,638.7	31,951.0	28,389.8	29,367.9	29,985.2	25,843.4	26,681.5	31,205.2
World	001	32,180.0	34,008.3	35,955.7	31,929.5	32,916.8	38,442.9	32,061.6	33,370.8	33,933.8	29,815.0	30,537.4	36,077.6
Advanced Economies	110	20,557.8	21,556.3	22,749.2	20,432.9	20,742.2	24,388.4	21,621.3	22,253.9	22,441.4	19,436.0	19,929.3	23,473.6
Euro Area	163	17,118.3	17,924.4	18,805.4	16,730.8	16,730.9	19,656.9	17,944.0	17,879.3	18,032.8	15,731.5	16,276.5	19,017.2
Austria	122	2,521.9	2,839.9	3,076.5	2,561.4	2,465.6	2,825.4	3,324.7	3,397.7	3,484.5	3,037.3	3,035.8	3,344.2
Belgium	124	306.9	322.4	334.7	368.1	371.7	436.5	563.2	554.1	566.8	489.9	562.9	698.3
Cyprus	423	41.1	30.3	29.0	26.1	26.1	38.0	24.4	16.9	18.8	16.9	26.4	6.0
Estonia	939	42.1	37.4	42.3	35.1	39.6	57.6	7.9	8.2	11.6	13.2	9.2	10.2
Finland	172	71.7	63.1	65.0	56.6	57.7	97.6	71.6	62.2	59.5	68.8	79.5	76.4
France	132	1,533.7	1,545.2	1,578.8	1,342.0	1,340.9	1,851.9	1,219.8	1,246.8	1,110.1	936.7	1,044.1	1,337.2
Germany	134	6,424.5	6,549.9	6,787.9	6,087.0	6,361.4	7,239.4	5,214.7	5,617.2	5,497.7	4,907.7	5,133.7	5,939.5
Greece	174	78.4	85.4	109.3	95.1	121.9	101.4	165.0	134.8	107.6	161.6	111.1	194.5
Ireland	178	24.2	32.6	55.7	39.4	52.9	50.4	59.7	52.5	53.7	68.3	114.1	145.0
Italy	136	3,848.8	3,907.7	4,020.3	3,382.9	3,426.2	4,115.7	5,281.3	4,664.3	4,889.6	4,108.5	4,114.2	4,895.6
Latvia	941	44.3	46.2	50.0	39.6	53.0	57.7	6.3	13.0	14.0	9.4	10.7	13.3
Lithuania	946	77.0	81.2	96.0	85.1	69.3	102.4	17.2	43.6	60.5	44.7	42.3	37.5
Luxembourg	137	41.4	43.0	26.6	22.6	22.3	19.9	106.1	92.7	60.4	53.8	53.0	58.3
Malta	181	9.0	5.1	6.3	8.6	10.4	21.7	3.3	18.9	13.9	9.5	7.1	8.9
Netherlands	138	606.4	523.7	564.3	519.0	534.9	629.5	868.4	875.2	1,054.2	912.2	1,021.9	1,033.9
Portugal	182	56.5	67.2	71.4	73.2	79.8	121.1	48.5	121.2	59.7	49.2	55.7	98.0
Slovak Republic	936	1,071.0	1,382.7	1,470.0	1,496.7	1,133.8	1,191.6	446.8	458.3	431.0	389.1	455.0	551.1
Spain	184	319.6	361.6	421.1	492.5	563.4	699.0	515.1	501.7	539.1	454.7	399.8	569.5
Australia	193	80.9	107.3	94.7	83.4	94.8	118.1	3.5	6.9	1.6	2.2	3.5	6.4
Canada	156	91.4	81.0	78.7	79.0	81.0	91.2	135.2	142.9	96.4	35.6	119.8	106.2
China,P.R.: Hong Kong	532	52.8	56.2	48.5	44.5	58.6	56.4	7.4	5.8	6.2	5.1	8.5	7.9
China,P.R.: Macao	546	1.3	1.7	2.8	6.8	4.4	2.6	1.4	0.9	0.1	1.5	0.1	1.5
Czech Republic	935	986.2	955.8	945.8	906.1	961.2	1,215.2	719.4	718.4	725.6	696.2	698.9	825.1
Denmark	128	274.4	298.6	310.4	298.1	311.6	345.5	89.8	97.1	102.7	88.2	93.0	111.6
Iceland	176	4.4	2.0	2.1	3.0	3.6	4.1	0.6	0.1	0.4	0.2	0.4	0.4
Israel	436	55.5	67.1	91.3	77.2	96.3	115.6	176.8	181.0	211.0	175.5	213.0	237.7
Japan	158	42.5	53.4	47.4	63.1	135.6	156.9	62.6	144.2	95.2	85.2	87.9	100.6
Korea, Republic of	542	95.5	96.7	95.9	78.4	88.9	159.0	1,097.6	1,236.7	1,558.9	1,070.7	970.8	1,251.3
New Zealand	196	5.6	6.5	7.6	7.5	7.5	12.3	0.8	0.7	0.8	0.7	0.9	1.2
Norway	142	65.3	84.8	79.0	75.6	77.3	77.7	47.2	44.2	36.5	29.4	4.7	9.9
San Marino	135	8.9	9.8	8.7	9.8	8.9	10.5	4.3	3.0	2.6	2.9	3.2	3.1
Singapore	576	28.4	31.4	37.2	31.4	26.1	32.9	3.7	4.6	4.7	8.5	7.8	9.8
Sweden	144	268.3	285.4	335.9	275.6	316.4	374.4	159.9	176.8	187.8	158.5	173.1	237.3
Switzerland	146	322.4	392.8	502.1	460.2	492.7	640.2	285.7	371.7	416.1	362.3	356.4	549.7
Taiwan Prov.of China	528	18.8	18.2	19.5	27.8	31.1	30.8	93.4	116.5	132.0	141.0	96.2	98.0
United Kingdom	112	595.4	591.0	631.0	604.6	630.8	647.2	390.7	514.4	406.7	389.4	406.3	432.9
United States	111	441.7	492.5	605.3	569.9	584.5	641.0	397.3	608.7	423.4	451.5	408.4	465.6
Emerg. & Dev. Economies	200	11,606.1	12,431.8	13,189.3	11,481.1	12,168.8	14,049.5	10,039.9	10,628.7	10,886.0	10,199.7	10,508.6	12,380.0
Emerg. & Dev. Asia	505	460.0	479.3	539.9	570.0	818.4	983.5	1,722.3	1,897.5	2,057.7	2,239.6	1,996.3	2,157.2
Bangladesh	513	5.5	12.2	13.1	18.2	23.1	20.2	11.4	19.2	35.0	33.7	37.4	29.9
Bhutan	514	0.0	0.0	0.1	0.5
Brunei Darussalam	516	0.2	0.0	0.0	0.0	0.1	0.0	0.3	0.0	0.0
Cambodia	522	0.7	0.9	0.5	2.0	2.1	3.5	1.3	2.3	4.3	6.0	7.2	4.0
China,P.R.: Mainland	924	216.1	224.9	284.5	325.4	510.1	635.6	1,171.0	1,353.1	1,501.0	1,618.4	1,461.5	1,623.4
F.T. French Polynesia	887	0.8	0.7	0.6	0.4	0.3	0.9	0.0	0.0
F.T. New Caledonia	839	2.9	0.8	1.0	0.9	0.4	0.5	0.0
India	534	115.0	103.6	104.7	92.4	103.8	104.5	287.8	323.5	218.5	302.5	282.3	239.6
Indonesia	536	26.2	17.3	11.4	10.6	11.0	17.5	121.6	87.2	76.8	59.3	68.7	81.0
Lao People's Dem.Rep	544	0.2	0.5	0.2	0.1	0.5	0.2	0.6	0.3	0.3	0.4	0.0	0.0
Malaysia	548	25.3	24.0	19.0	16.1	25.3	41.6	23.6	27.5	106.0	98.6	27.3	15.0
Maldives	556	0.0	0.1	0.6	0.4	0.8	0.9	0.0	0.0
Marshall Islands	867	0.0	0.0	0.1
Mongolia	948	10.2	15.1	10.5	11.9	11.2	12.9	0.0	0.0	0.0	0.1	0.0
Myanmar	518	0.1	0.3	0.4	0.7	0.5	2.5	0.0	0.1	0.2	0.8	1.9	4.5
Nauru	836	0.5
Nepal	558	0.0	0.5	1.4	1.2	0.2	0.8	0.2	0.4	0.4	0.3	0.3	0.3

Slovenia (961)

In Millions of U.S. Dollars

		Exports (FOB)						Imports (CIF)					
		2012	2013	2014	2015	2016	2017	2012	2013	2014	2015	2016	2017
Papua New Guinea	853	0.0	1.3	0.0	0.0	1.9	0.1	0.0	0.1	0.1
Philippines	566	5.7	10.1	8.6	12.5	17.1	25.1	24.5	19.9	24.3	33.8	25.8	23.2
Solomon Islands	813	0.1	0.0	0.1	0.0	0.1	0.0
Sri Lanka	524	3.1	3.4	3.0	3.8	5.1	4.7	3.2	3.3	4.1	3.7	4.8	4.2
Thailand	578	34.4	34.0	40.1	31.1	41.0	44.0	58.8	34.1	44.1	36.7	36.2	46.0
Vanuatu	846	0.3	0.0	0.0
Vietnam	582	13.7	30.6	40.3	40.3	65.8	68.0	16.2	26.2	42.1	45.3	42.8	85.4
Asia n.s.	598	0.0	0.0	0.0	0.1	0.1	0.1	0.0	0.1	0.0	0.0
Europe	170	9,854.0	10,636.0	11,278.6	9,761.4	10,210.5	11,813.5	6,752.8	7,445.4	7,548.9	6,887.8	7,462.2	9,053.3
Emerg. & Dev. Europe	903	7,717.2	8,342.2	9,117.1	8,358.7	8,945.3	10,382.5	6,179.6	6,748.0	6,900.3	6,525.2	7,100.6	8,571.2
Albania	914	55.3	52.3	52.7	50.0	64.2	74.7	2.0	2.4	2.5	1.7	4.5	11.2
Bosnia and Herzegovina	963	925.2	937.6	999.5	899.8	1,001.6	1,190.2	767.4	841.5	850.1	787.6	863.9	1,016.6
Bulgaria	918	235.8	208.9	242.0	198.4	235.6	300.2	170.3	123.2	99.5	104.2	116.6	147.0
Croatia	960	1,998.1	2,116.9	2,400.1	2,148.2	2,415.6	2,727.9	1,533.8	1,594.8	1,437.0	1,518.9	1,667.5	1,706.3
Faroe Islands	816	0.9	0.4	0.7	0.4	0.7	0.4	0.0
Gibraltar	823	0.0	0.2	0.0	0.0	0.1	0.2	0.0	0.0	0.0	0.0	0.1
Hungary	944	1,194.0	1,397.2	1,571.1	1,392.2	1,452.9	1,622.7	1,285.6	1,371.8	1,370.4	1,124.9	1,119.9	1,210.7
Kosovo	967	142.3	137.5	143.5	138.3	149.1	158.6	2.2	2.2	1.6	2.7	3.1	2.7
Macedonia, FYR	962	206.1	231.5	257.7	226.4	243.8	264.5	46.6	70.3	85.1	92.1	112.2	129.0
Montenegro	943	130.5	134.6	127.7	119.1	133.0	137.0	33.5	29.9	17.1	10.8	13.3	15.0
Poland	964	1,041.1	1,209.4	1,296.4	1,236.0	1,244.0	1,628.8	613.3	658.2	725.2	691.3	770.5	920.5
Romania	968	429.1	463.9	522.4	466.9	505.4	582.5	187.3	238.8	359.7	353.0	332.8	415.2
Serbia, Republic of	942	1,046.6	1,102.2	1,143.6	1,100.2	1,189.3	1,327.6	586.4	702.7	736.4	636.9	767.3	920.7
Turkey	186	312.4	349.6	359.6	382.7	309.9	367.1	951.3	1,112.2	1,215.8	1,201.2	1,328.9	2,076.2
CIS	901	2,136.4	2,293.5	2,161.5	1,402.5	1,265.1	1,430.9	573.2	697.3	648.5	362.6	361.5	482.1
Armenia	911	18.7	13.5	17.8	13.8	8.8	13.7	0.5	0.3	0.2	0.1	0.1	0.0
Azerbaijan, Rep. of	912	20.2	28.2	37.9	34.9	22.2	27.4	0.0	0.0	0.6	1.4	6.1	12.0
Belarus	913	64.8	81.8	90.6	60.0	44.1	55.8	12.9	12.6	14.7	9.3	12.3	18.4
Georgia	915	27.8	22.2	29.2	22.6	26.5	27.6	0.1	0.1	3.9	14.6	1.7	2.3
Kazakhstan	916	119.8	113.6	121.7	80.1	75.0	86.3	48.1	37.4	30.0	26.9	28.6	33.6
Kyrgyz Republic	917	8.5	11.7	14.2	10.7	10.4	10.8	0.1	0.2	0.2	0.1	0.2	0.1
Moldova	921	20.8	24.5	22.4	21.2	22.1	21.0	2.0	1.0	1.0	0.8	3.6	4.1
Russian Federation	922	1,478.6	1,578.7	1,500.1	954.6	871.8	977.7	491.9	616.9	572.9	284.9	280.2	361.3
Tajikistan	923	5.2	7.7	8.2	6.0	4.3	4.5	0.6	0.2	0.1	0.3	2.5	0.0
Turkmenistan	925	11.0	16.1	20.0	18.5	22.2	11.9	0.3	0.0	0.0
Ukraine	926	318.3	357.2	255.1	136.7	134.6	164.9	17.1	28.4	24.4	24.2	26.1	49.1
Uzbekistan	927	42.6	38.2	44.3	43.4	23.1	29.2	0.0	0.1	0.5	0.1	0.3	1.0
Europe n.s.	884	0.4	0.3	0.0	0.2	0.0	0.1	0.0	0.0	0.0
Mid East, N Africa, Pak	440	1,013.0	1,003.2	1,051.8	875.2	814.1	851.4	559.5	528.6	631.7	451.5	510.6	613.3
Afghanistan, I.R. of	512	2.7	2.1	0.9	0.6	0.2	0.5	0.0	0.0
Algeria	612	368.4	319.5	347.0	258.6	175.0	119.4	103.6	37.6	32.1	41.3	1.2	5.5
Bahrain, Kingdom of	419	2.6	2.9	4.9	4.5	5.9	16.2	64.7	0.2	0.2	0.3	0.2	0.3
Djibouti	611	1.4	2.4	1.4	5.8	4.7	1.4
Egypt	469	85.0	81.1	96.4	98.7	96.3	116.8	40.0	71.7	95.7	80.1	61.4	83.7
Iran, I.R. of	429	50.6	40.2	32.5	32.9	58.9	74.2	21.2	0.8	0.8	1.2	2.1	6.4
Iraq	433	9.0	19.7	13.3	16.3	19.9	18.5	0.0	0.0	0.0	0.0	0.0
Jordan	439	20.3	19.0	27.8	25.8	26.7	31.4	0.5	0.8	2.8	2.6	1.4	0.7
Kuwait	443	12.8	17.9	17.2	19.4	16.3	31.4	0.5	1.6	41.7	1.6	2.2	2.7
Lebanon	446	19.1	43.8	82.0	32.2	46.6	62.5	4.8	2.9	6.8	6.4	2.5	0.9
Libya	672	90.7	113.7	60.9	29.4	17.5	7.6	0.1	18.6	6.8	9.6	10.5	25.4
Mauritania	682	3.6	2.2	0.2	0.1	0.0	0.4	0.0
Morocco	686	35.7	35.5	29.4	23.5	31.1	41.5	100.2	181.3	255.2	228.2	279.5	346.1
Oman	449	3.2	5.6	5.6	8.4	13.8	18.2	7.6	16.7	27.1	1.8	5.7	0.4
Pakistan	564	14.8	8.1	5.0	8.5	14.3	11.6	14.1	16.8	26.8	20.8	26.8	26.4
Qatar	453	9.6	8.0	13.5	13.4	15.3	20.3	31.6	3.7	73.2	19.4	14.5	8.3
Saudi Arabia	456	108.4	99.1	130.7	129.9	97.4	93.6	147.3	96.9	40.0	29.0	83.4	82.8
Somalia	726	1.1	0.5	0.2	0.4	0.7	1.2
Sudan	732	13.6	19.8	2.7	14.9	10.0	16.0	0.1	6.2	0.0	0.0	0.0	0.0
Syrian Arab Republic	463	13.2	4.6	7.0	6.2	3.6	9.1	1.2	0.2	0.1	0.1	0.1	0.1
Tunisia	744	42.1	43.0	52.8	33.9	34.2	39.4	20.1	29.6	19.0	3.9	9.3	18.5

Slovenia (961)

In Millions of U.S. Dollars

		Exports (FOB)						Imports (CIF)					
		2012	2013	2014	2015	2016	2017	2012	2013	2014	2015	2016	2017
United Arab Emirates	466	90.4	94.8	103.8	108.2	112.3	109.2	1.7	42.8	3.3	5.1	9.9	5.0
West Bank and Gaza	487	0.1	0.4	0.1	0.4	0.5	0.9	0.1	0.0	0.0
Yemen, Republic of	474	14.8	19.2	16.7	3.4	12.8	10.2	0.0	0.0	0.0	0.0
Sub-Saharan Africa	603	84.0	102.7	98.7	85.2	98.3	110.6	122.1	105.0	120.2	115.3	91.9	126.7
Angola	614	0.9	3.0	1.6	3.4	0.8	1.0	0.0	0.0	0.2
Benin	638	0.2	0.1	0.2	0.2	0.1	0.2	0.1
Botswana	616	0.0	0.2	0.1	0.0	0.1	0.0	0.0
Burkina Faso	748	0.0	0.1	0.3	0.0	0.2	0.2	0.4	0.1	0.2	0.1	0.2	0.0
Burundi	618	0.5	0.2	0.2	0.2	0.0	0.5	0.0	0.3	0.3
Cabo Verde	624	0.4	0.3	0.2	0.2	0.1	0.2
Cameroon	622	2.2	0.6	0.7	0.8	0.7	0.9	10.3	8.2	10.8	1.2	0.4	0.6
Central African Rep.	626	0.1	0.0	0.0	0.0	0.0	0.0	0.1	0.1
Chad	628	0.0	1.0	0.0	0.1
Congo, Dem. Rep. of	636	2.8	0.0	0.5	0.5	0.1	0.2	0.0	0.0	0.0	0.3	0.0	0.2
Congo, Republic of	634	0.0	6.8	0.1	0.3	0.9	0.6	0.1	0.1	0.2	0.2	0.1
Côte d'Ivoire	662	0.2	0.5	0.2	0.7	0.6	1.0	13.8	13.2	5.7	9.4	10.8	9.2
Equatorial Guinea	642	0.1	1.7	5.6	1.2	0.3	0.1
Eritrea	643	0.3	0.0
Estonia	939	42.1	37.4	42.3	35.1	39.6	57.6	7.9	8.2	11.6	13.2	9.2	10.2
Ethiopia	644	5.9	7.1	6.4	9.5	9.0	17.4	0.9	0.6	0.7	0.6	0.5	0.9
Gabon	646	0.0	0.3	1.1	0.4	0.4	0.1	6.4
Gambia, The	648	0.0	0.1	0.1	0.1	0.6	0.1	0.0	0.0
Ghana	652	7.7	12.7	5.5	5.9	6.6	11.1	0.0	0.0	0.0	0.0	0.0	0.0
Guinea	656	0.2	0.7	0.0	0.1	0.0	0.1	0.0	0.0	0.0	0.0
Guinea-Bissau	654	0.7	0.3	0.6	0.3	0.4	0.4	0.0	0.1	0.0	0.0	0.0	0.0
Kenya	664	1.7	0.8	0.9	1.7	3.5	10.1	0.1	0.1	0.1	0.4	0.1	0.1
Liberia	668	0.0	0.2	0.1	0.1	0.4	1.2	2.3	0.3	0.0	0.1
Madagascar	674	0.4	0.4	0.3	0.2	0.5	0.6	0.1	0.1	0.3	1.1	3.5	1.4
Malawi	676	0.1	0.0	0.1	0.0	0.1	0.6	0.0	0.0	0.0	0.0
Mali	678	0.1	1.3	0.1	0.3	0.6	0.7	0.0	0.0	0.0	0.1
Mauritius	684	0.9	0.4	2.8	1.6	1.7	1.1	0.1	0.1	0.2	0.2	0.1	0.3
Mozambique	688	0.3	0.0	0.7	0.1	0.0	0.1	65.1	59.7	72.8	78.0	52.6	77.3
Namibia	728	0.2	0.3	0.0	0.4	0.0	0.0	0.0	0.1	0.0	0.0
Niger	692	0.1	0.3	0.5	0.1	0.3	0.2	0.0
Nigeria	694	14.5	10.6	14.3	9.8	7.8	9.4	0.0	0.0	0.0	0.0	0.1	0.1
Rwanda	714	3.4	0.6	1.7	0.4	4.1	0.0	0.1	0.0
Senegal	722	0.4	0.4	0.9	0.6	1.7	1.4	0.0	0.0	0.0	0.0
Seychelles	718	0.2	0.2	0.2	1.0	1.6	3.6	0.1	0.0	0.0
Sierra Leone	724	1.1	0.8	0.3	0.1	0.1	0.2	0.0	0.0	0.1	0.0	0.0	0.0
South Africa	199	39.8	48.0	48.5	40.5	43.3	37.4	26.5	18.8	20.2	21.8	21.0	33.1
South Sudan, Rep. of	733	0.2	0.0
Tanzania	738	1.1	0.3	4.0	2.3	0.7	0.2	0.5	1.7	0.1	0.0	0.0	0.6
Togo	742	0.2	0.1	0.1	0.1	0.1	0.3	0.0
Uganda	746	0.3	0.1	0.6	0.2	2.1	3.4	0.3	0.4	0.3	0.3	0.2	0.6
Zambia	754	0.4	0.1	0.1	0.4	11.4	1.6	0.0	0.0	0.0	0.0	0.0
Zimbabwe	698	0.0	0.0	0.1	0.1	0.3	1.4	1.8	1.6	1.3	1.4	1.6
Western Hemisphere	205	195.2	210.5	220.2	189.4	227.5	290.6	883.3	652.3	527.6	505.5	447.6	429.5
Antigua and Barbuda	311	0.0	0.0	0.0	0.1	0.0	0.0	0.0
Argentina	213	32.6	32.4	27.3	24.5	28.6	35.0	165.6	143.4	42.1	85.6	44.1	8.3
Aruba	314	0.1	0.0	0.0	0.0	0.1	0.0	0.1	0.1	0.1	0.1	0.1	0.1
Bahamas, The	313	0.4	0.6	0.0	0.8	1.2	0.2	0.0	0.0	0.0	0.0
Barbados	316	0.2	3.6	0.0	0.1	0.1	0.2	0.0	0.0	0.0	0.0	0.0
Belize	339	0.6	0.4	0.2	0.1	0.0	0.0
Bermuda	319	0.0	0.0	0.0	0.1	0.1	0.3	0.0	0.0
Bolivia	218	0.2	0.4	0.2	0.3	0.2	0.2	0.0	0.0	0.1	0.1	0.0	0.0
Brazil	223	53.8	57.7	57.2	43.0	43.4	57.8	510.8	350.3	338.1	331.2	327.8	329.2
Chile	228	10.2	15.8	27.5	12.0	13.7	28.7	19.7	18.0	16.7	14.3	8.9	10.9
Colombia	233	8.8	15.9	13.7	16.5	18.8	17.5	2.5	2.6	5.4	4.6	12.7	23.7
Costa Rica	238	1.3	0.6	0.9	2.6	1.5	1.2	4.0	2.6	0.1	1.6	3.4	6.1
Curacao	354	0.6	0.9	0.8	1.1	1.2	0.0	0.0	0.0

Slovenia (961)

In Millions of U.S. Dollars

		Exports (FOB)						Imports (CIF)					
		2012	2013	2014	2015	2016	2017	2012	2013	2014	2015	2016	2017
Dominican Republic	243	0.3	0.4	2.2	2.3	4.4	1.2	0.1	0.1	0.4	0.0	0.0	0.7
Ecuador	248	2.6	3.9	2.5	2.6	2.4	3.8	15.9	23.1	34.3	41.5	24.2	12.2
El Salvador	253	0.0	0.1	0.0	0.1	0.2	0.3	0.1	0.1	0.0	0.0	0.0	0.0
Falkland Islands	323	0.3	1.0	0.3	0.1
Greenland	326	0.4	0.2	0.0	0.0	0.0	0.0	0.0
Guatemala	258	0.4	0.1	0.6	0.4	1.3	0.6	2.0	1.0	1.3	0.2	0.2	0.5
Guyana	336	0.0	0.0	0.0	0.1	0.0	0.0	2.0	3.4	0.9	2.0	1.6
Haiti	263	0.1	0.1	0.0	0.5	0.6	0.0	0.0	0.0	0.0	0.0	0.0
Honduras	268	0.1	0.1	0.0	0.2	0.3	2.2	0.6	0.8	1.0	0.4	1.0	2.6
Jamaica	343	0.2	0.5	0.4	0.4	0.3	0.4	80.8	72.5	64.2	13.9
Mexico	273	61.7	56.2	62.8	60.9	84.3	106.0	12.4	11.7	13.3	9.0	12.6	13.9
Netherlands Antilles	353	0.4	0.0
Nicaragua	278	0.2	0.1	0.1	0.1	1.1	0.3	0.0	0.1	0.0	0.1	0.0	0.0
Panama	283	4.2	7.3	7.6	7.3	11.0	14.5	0.6	0.4	0.2	0.1	0.1	0.2
Paraguay	288	5.5	2.8	2.8	1.2	1.5	1.5	45.8	9.5	0.0	0.1	0.0	0.1
Peru	293	2.5	4.0	5.8	4.4	3.8	7.6	0.6	0.8	0.9	0.7	0.9	1.2
Sint Maarten	352	0.1	0.1	0.3	0.1	0.1	0.0	0.0	0.0	0.0	0.0
St. Kitts and Nevis	361	0.0	0.6	0.7	0.1	0.2	0.7
St. Lucia	362	0.6	0.0	0.0	0.1	0.0	0.0	0.0
St. Vincent & Grens.	364	0.0	0.0	0.2	0.0	0.0	0.0	0.0	0.0
Suriname	366	0.1	0.2	0.5	0.2	0.3	1.1	3.8	4.9	0.0	0.0	0.2
Trinidad and Tobago	369	0.4	0.8	0.9	1.8	1.3	4.1	0.0	0.0	0.0	0.0	0.0	0.0
Uruguay	298	0.9	1.1	1.1	1.9	2.2	2.3	0.3	0.1	0.0	0.0	0.5	3.2
Venezuela, Rep. Bol.	299	4.8	4.2	2.4	2.3	1.0	0.7	15.6	7.8	5.3	0.7	6.8	14.6
Western Hem. n.s.	399	1.5	1.0	1.9	2.4	0.2	0.6	0.2	0.4	0.3	2.0	0.2
Other Countries n.i.e	910	0.7	2.0	1.8	1.8	2.3	0.7	0.1	0.1	0.2	0.1	0.4	0.6
Cuba	928	0.6	1.4	1.7	1.8	2.2	0.7	0.0	0.0	0.1	0.1	0.0	0.0
Korea, Dem. People's Rep.	954	0.1	0.6	0.0	0.0	0.0	0.1	0.0	0.1	0.4	0.5
Special Categories	899	2.2	4.4	4.0	4.1	3.6
Countries & Areas n.s.	898	13.1	13.8	11.4	9.5	0.0	4.4	400.3	488.0	606.2	179.2	99.1	223.5
Memorandum Items													
Africa	605	549.8	525.4	532.3	422.4	354.1	329.8	346.0	359.7	426.5	388.8	381.9	496.8
Middle East	405	529.7	570.1	612.4	528.9	543.8	620.0	321.4	257.1	298.6	157.2	193.7	216.8
European Union	998	24,140.5	25,451.4	27,060.6	24,257.0	24,804.5	29,101.3	23,094.0	23,372.8	23,447.2	20,856.0	21,655.2	25,023.8
Export earnings: fuel	080	2,422.3	2,525.1	2,468.3	1,750.9	1,571.4	1,659.6	952.4	907.2	880.7	469.8	488.7	594.7
Export earnings: nonfuel	092	29,757.6	31,483.1	33,487.4	30,178.6	31,345.5	36,783.3	31,109.2	32,463.6	33,053.1	29,345.2	30,048.8	35,482.9

Solomon Islands (813)

In Millions of U.S. Dollars

		Exports (FOB)						Imports (CIF)					
		2012	2013	2014	2015	2016	2017	2012	2013	2014	2015	2016	2017
IFS World		488.2	486.6	458.0	401.3	411.4	458.9	497.1	537.2	499.5	467.3	439.6	447.8
World	001	466.8	483.2	461.2	412.4	438.7	496.6	518.9	519.9	482.0	446.4	471.3	570.8
Advanced Economies	110	205.5	209.6	144.8	105.5	98.5	106.2	392.2	388.3	310.6	238.9	221.5	284.5
Euro Area	163	22.7	33.3	32.5	29.4	35.0	55.6	9.8	7.7	4.5	6.2	4.1	5.5
Austria	122	0.2	e 0.8	e 0.0	e 0.0	e 0.1	e 0.1	e 0.1
Belgium	124	0.0	0.0	0.0	0.1	e 1.1	e 2.7	e 1.2	e 1.4	e 0.8	e 1.3
Cyprus	423	e 0.0	e 0.0	e 0.0	e 0.1	e 0.1
Finland	172	0.5	e 0.0	e 0.0	e 0.1	e 0.0	e 0.0
France	132	0.3	0.7	0.8	0.2	0.4	0.1	e 0.2	e 0.2	e 0.6	e 0.5	e 0.4	e 0.5
Germany	134	0.0	0.1	0.0	0.1	0.0	e 0.3	e 1.2	e 0.6	e 0.8	e 0.9	e 0.6
Greece	174	0.1	e 4.5	e 0.0	e 0.0	e 0.0
Ireland	178	0.0	e 0.1	e 0.2	e 0.0	e 0.0
Italy	136	17.2	30.8	26.9	27.6	30.5	38.7	e 0.7	e 0.6	e 0.3	e 0.2	e 0.2	e 0.2
Luxembourg	137	e 0.1	e 0.2
Malta	181	e 0.0	e 0.0	e 0.1	e 0.6	e 0.1	e 1.4	e 0.4	e 0.6
Netherlands	138	0.0	0.2	0.2	3.0	15.0	e 1.8	e 1.9	e 1.1	e 1.8	e 0.9	e 1.5
Slovenia	961	e 0.0	e 0.1	e 0.0	e 0.1	e 0.0	e 0.1
Spain	184	5.2	1.7	4.5	1.1	0.8	1.2	e 0.3	e 0.2	e 0.3	e 0.0	e 0.2	e 0.4
Australia	193	117.6	110.7	48.6	5.7	5.1	4.1	e 149.3	e 159.0	e 140.4	e 131.7	e 70.8	e 100.4
Canada	156	0.0	0.1	0.1	e 0.3	e 0.2	e 0.3	e 1.2	e 0.2	e 1.6
China,P.R.: Hong Kong	532	2.4	8.2	2.6	5.2	6.1	6.4	e 7.0	e 5.0	e 7.7	e 7.9	e 7.8	e 9.0
China,P.R.: Macao	546	e 9.4	e 0.0	e 0.6	e 0.6	e 0.9
Czech Republic	935	e 0.2	e 0.0	e 0.0
Denmark	128	0.0	e 0.5	e 0.1	e 0.2	e 0.4	e 0.3	e 1.3
Iceland	176	e 0.1
Japan	158	3.1	1.3	4.2	6.6	3.2	2.2	e 23.1	e 19.8	e 15.5	e 15.4	e 23.9	e 17.7
Korea, Republic of	542	6.0	4.8	4.9	4.3	3.4	4.1	e 2.0	e 2.1	e 8.2	e 7.1	e 22.9	e 23.9
New Zealand	196	4.2	5.4	2.8	3.2	2.3	2.5	e 28.4	e 24.4	e 27.3	e 23.2	e 22.8	e 31.7
Norway	142	e 0.1	e 0.2	e 0.1	e 0.0	e 0.0	e 0.0
Singapore	576	3.3	0.3	0.9	0.0	0.9	2.8	e 157.8	e 141.2	e 88.8	e 29.3	e 44.0	e 54.8
Sweden	144	e 0.0	e 0.0	e 0.0	e 0.2	e 0.0	e 0.4	e 0.7	e 0.4	e 0.4	e 0.4	e 0.7
Switzerland	146	2.3	0.6	3.9	14.5	19.3	e 0.4	e 0.3	e 0.4	e 0.3	e 0.6	e 0.3
Taiwan Prov.of China	528	e 3.2	e 4.0	e 7.1	e 7.1	e 6.7	e 1.7	e 4.2	e 9.0	e 6.6	e 7.5	e 11.4	e 25.5
United Kingdom	112	40.2	29.8	29.0	29.5	19.3	3.7	e 0.8	e 8.1	e 2.8	e 1.6	e 0.7	e 0.6
United States	111	2.7	9.4	11.6	1.0	1.9	3.6	e 8.2	e 10.0	e 7.4	e 6.6	e 11.1	e 10.5
Emerg. & Dev. Economies	200	261.3	273.7	316.4	306.5	340.0	390.4	126.7	131.6	171.4	207.5	249.8	286.3
Emerg. & Dev. Asia	505	261.0	270.3	315.4	305.2	338.3	387.6	125.9	129.9	165.3	206.2	248.9	284.9
American Samoa	859	0.2	0.0
Bangladesh	513	0.2	0.9	0.9	1.2	0.6
China,P.R.: Mainland	924	180.2	219.2	263.8	232.2	273.3	325.8	e 41.4	e 41.3	e 55.6	e 92.4	e 115.8	e 111.8
Fiji	819	1.9	1.5	2.4	2.2	1.1	1.1	e 14.9	e 15.3	e 22.1	e 12.1	e 13.0	e 14.6
F.T. New Caledonia	839	0.6	0.6	0.8	0.4	0.2	0.2	e 0.0	e 0.0	e 0.1	e 0.1	e 0.1	e 0.1
India	534	6.6	1.7	0.0	28.8	17.2	18.2	e 1.4	e 7.7	e 2.5	e 5.6	e 3.6	e 1.5
Indonesia	536	2.4	1.7	2.6	2.3	2.0	0.4	e 14.0	e 14.9	e 22.9	e 18.1	e 13.3	e 18.6
Kiribati	826	0.4	0.6	0.4	0.2	0.4	0.4	e 0.0	e 0.0	e 0.0	e 0.0	e 0.0
Malaysia	548	4.5	7.7	12.0	12.6	12.8	7.6	e 27.7	e 23.8	e 31.3	e 31.8	e 43.3	e 62.0
Myanmar	518	e 0.0	e 0.0	e 0.0	e 0.0	e 0.3	e 0.3	e 0.0
Nauru	836	0.5	0.2	0.4	0.4	0.3	0.4
Papua New Guinea	853	2.7	2.2	6.5	0.8	0.9	2.0	e 10.5	e 11.2	e 16.4	e 19.4	e 17.0	e 22.4
Philippines	566	29.3	14.8	13.0	16.4	16.2	17.6	e 1.9	e 2.2	e 2.9	e 1.1	e 1.4	e 1.2
Samoa	862	0.1	0.0	0.0	0.0	e 0.0	e 0.1	e 0.0	e 0.0	e 0.0	e 0.0
Sri Lanka	524	0.1	0.2	0.2	e 0.0	e 0.0	e 0.6
Thailand	578	25.0	16.5	10.2	4.2	3.7	6.3	e 13.3	e 12.8	e 10.5	e 13.2	e 11.3	e 11.9
Tonga	866	0.0	0.0	0.0	1.3	0.0	e 0.0	e 0.0	e 0.0	e 0.0	e 0.0	e 0.0
Tuvalu	869	0.0	0.2
Vanuatu	846	6.0	1.5	0.9	1.0	1.5	1.9	e 0.9	e 0.6	e 1.0	e 0.6	e 0.8	e 1.5
Vietnam	582	0.9	1.6	1.4	2.3	6.1	4.9	e 11.2	e 28.9	e 38.7
Europe	170	0.1	0.0	0.1	0.1	0.0	0.1	0.0	0.0	0.5	0.4	0.1	0.2
Emerg. & Dev. Europe	903	0.0	0.0	0.0	0.1	0.0	0.1	0.0	0.0	0.5	0.4	0.1	0.2
Croatia	960	e 0.0	e 0.0	e 0.0	e 0.0	e 0.4	e 0.0	e 0.0

Solomon Islands (813)

In Millions of U.S. Dollars

		Exports (FOB)						Imports (CIF)					
		2012	2013	2014	2015	2016	2017	2012	2013	2014	2015	2016	2017
Poland	964	e 0.0	e 0.0	e 0.0	e 0.2
Serbia, Republic of	942	e 0.1
Turkey	186	0.0	0.0	0.1	0.0	e 0.0	e 0.0	e 0.4	e 0.0	e 0.0
Mid East, N Africa, Pak	440	0.0	0.4	0.0	0.2	0.4	1.7	0.0	0.1	0.2	0.0	0.1	0.1
Bahrain, Kingdom of	419	e 0.4	e 0.0	e 0.0	e 0.0	e 0.0
Mauritania	682	e 1.5
Oman	449	0.0	0.0	0.0	e 0.1
Pakistan	564	0.0	0.0	0.0	0.1	e 0.0	e 0.0	e 0.0	e 0.0	e 0.0	e 0.1
Qatar	453	0.2	0.0
Tunisia	744	e 0.0	e 0.1	e 0.0	e 0.0
United Arab Emirates	466	0.3	0.0
Sub-Saharan Africa	603	0.0	0.8	0.0	0.3	0.8	0.5	0.4	1.3	5.1	0.3	0.4	0.6
Angola	614	e 0.2
Eswatini, Kingdom of	734	0.2
Kenya	664	e 0.0	e 0.1
Malawi	676	e 0.1	e 0.1	e 0.1
Mauritius	684	e 0.4
Mozambique	688	e 0.0	e 0.8	e 0.0
Namibia	728	0.0	e 0.1
Nigeria	694	e 0.3	e 0.3
Seychelles	718	e 0.0	e 0.0	e 0.3	e 0.3
South Africa	199	0.0	0.0	0.0	e 0.4	e 0.4	e 5.1	e 0.3	e 0.0	e 0.1
Tanzania	738	e 0.0	e 0.3
Zambia	754	e 0.0	e 0.0	e 0.0	e 0.7
Western Hemisphere	205	0.2	2.1	0.8	0.7	0.5	0.5	0.3	0.3	0.2	0.6	0.4	0.5
Argentina	213	e 0.1	e 0.1	e 0.1	e 0.1	e 0.1	e 0.2
Brazil	223	e 0.0	e 0.2	e 0.1	e 0.1	e 0.4	e 0.1	e 0.1
Colombia	233	e 0.0	e 0.1	e 0.1	e 0.2	e 0.1	e 0.0
Dominican Republic	243	e 0.0	e 0.0	e 0.2
Ecuador	248	e 0.1	e 1.6	e 0.7	e 0.5	e 0.2	e 0.0
Haiti	263	e 0.1	e 0.1	e 0.1	e 0.1	e 0.1	e 0.1
Mexico	273	e 0.0	e 0.1	e 0.1	e 0.1
Peru	293	e 0.0	e 0.1	e 0.0	e 0.1
Uruguay	298	e 0.2
Venezuela, Rep. Bol.	299	e 0.0	e 0.4	e 0.0
Other Countries n.i.e	910	0.0	0.4	0.3	0.1
Korea, Dem. People's Rep.	954	0.4	0.3	0.1
Memorandum Items													
Africa	605	0.0	0.8	0.0	0.3	0.8	2.0	0.4	1.4	5.2	0.3	0.5	0.6
Middle East	405	0.0	0.4	0.0	0.2	0.4	0.1	0.1	0.0
European Union	998	63.0	63.2	61.5	59.1	54.3	59.3	11.5	16.6	8.6	8.7	5.5	8.4
Export earnings: fuel	080	0.1	3.0	0.8	1.1	0.6	0.3	0.0	0.1	0.1	0.0
Export earnings: nonfuel	092	466.7	480.3	460.3	411.3	438.1	496.4	518.9	519.9	481.9	446.4	471.3	570.8

Somalia (726)

In Millions of U.S. Dollars

		Exports (FOB)						Imports (CIF)					
		2012	2013	2014	2015	2016	2017	2012	2013	2014	2015	2016	2017
IFS World	
World	001	465.7	640.1	607.7	681.6	646.5	451.1	1,603.9	1,819.8	2,036.3	2,152.0	2,401.2	2,809.9
Advanced Economies	110	6.4	7.8	6.4	18.3	25.9	28.0	77.4	111.5	154.1	178.1	162.2	299.7
Euro Area	163	1.9	2.1	3.2	8.9	13.1	11.7	37.1	52.6	79.3	93.9	84.3	159.2
Austria	122	e 0.0	e 0.0	e 0.0	e 0.0	e 0.0	e 0.0	e 0.5	e 0.6	e 0.6	e 1.0	e 0.8	e 0.9
Belgium	124	e 0.0	e 0.0	e 0.0	e 0.0	e 0.1	e 4.0	e 1.5	e 1.4	e 3.7	e 6.6	e 3.2
Cyprus	423	e 0.2	e 0.3	e 0.8	e 1.8	e 1.7	e 1.8
Finland	172	e 0.0	e 0.0	e 0.3	e 0.7	e 0.8	e 0.2	e 1.0
France	132	e 0.3	e 0.9	e 1.6	e 6.7	e 10.4	e 10.0	e 14.0	e 17.9	e 18.4	e 15.3	e 12.6	e 58.0
Germany	134	e 0.4	e 0.5	e 0.6	e 0.7	e 0.9	e 0.9	e 2.5	e 5.5	e 7.3	e 17.5	e 10.9	e 16.2
Greece	174	e 0.0	e 0.0	e 0.1	e 0.1	e 0.2	e 0.5	e 0.5	e 0.6	e 0.4	e 0.3
Ireland	178	e 0.0	e 0.0	e 0.0	e 0.0	e 0.0	e 0.0	e 0.8	e 0.9	e 1.2	e 3.2	e 1.0	e 3.6
Italy	136	e 1.0	e 0.7	e 0.5	e 0.4	e 0.9	e 0.6	e 7.2	e 15.8	e 32.1	e 26.3	e 23.9	e 40.2
Latvia	941	e 0.0	e 0.0	e 0.0	e 0.0	e 0.1	e 0.1	e 0.3
Lithuania	946	e 0.0	e 0.0	e 0.1	e 0.0
Luxembourg	137	e 0.1	e 0.0	e 0.6	e 2.1
Malta	181	e 0.0	e 1.0	e 1.5	e 3.3	e 1.7	e 1.1	e 3.8
Netherlands	138	e 0.0	e 0.0	e 0.4	e 0.0	e 0.3	e 0.0	e 5.3	e 6.3	e 9.7	e 10.1	e 12.1	e 12.5
Portugal	182	e 0.0	e 0.0	e 0.0	e 0.1	e 0.0	e 0.5	e 0.5	e 0.6
Slovak Republic	936	e 0.0	e 0.0	e 0.9	e 1.4	e 0.1	e 1.7
Slovenia	961	e 1.1	e 0.6	e 0.2	e 0.4	e 0.7	e 1.3
Spain	184	e 0.1	e 0.1	e 0.1	e 1.0	e 0.5	e 0.0	e 0.2	e 0.7	e 1.6	e 7.3	e 11.4	e 13.8
Australia	193	e 0.0	e 0.1	e 0.1	e 0.0	e 0.4	e 0.1	e 0.1	e 0.4	e 0.2	e 0.3	e 0.4	e 2.2
Canada	156	e 0.1	e 0.0	e 0.1	e 0.2	e 0.2	e 0.2	e 0.4	e 0.8	e 1.4	e 1.2	e 2.0	e 5.1
China,P.R.: Hong Kong	532	e 3.1	e 4.0	e 1.5	e 0.1	e 0.5	e 1.1	e 5.3	e 13.9	e 3.3	e 1.8	e 1.8	e 2.0
Czech Republic	935	e 1.0	e 0.8	e 0.1	e 0.2	e 0.0
Denmark	128	e 0.0	e 0.0	e 0.0	e 0.0	e 0.6	e 1.3	e 4.1	e 2.9	e 2.6	e 5.8
Japan	158	e 0.0	e 0.1	e 0.2	e 1.4	e 7.9	e 10.5	e 0.2	e 1.0	e 3.3	e 5.7	e 3.8	e 4.0
Korea, Republic of	542	e 0.0	e 0.5	e 6.1	e 1.6	e 2.9	e 1.5	e 2.1	e 4.8	e 5.8	e 9.6	e 16.6
New Zealand	196	e 0.1	e 0.0	e 0.0	e 0.0	e 0.0	e 0.0	e 0.0	e 0.2	e 0.0	e 0.3	e 2.5	e 3.5
Norway	142	e 0.0	e 0.0	e 0.1	e 0.6	e 0.7	e 0.4	e 0.5	e 6.6
Singapore	576	e 0.0	e 0.0	e 0.2	e 0.3	e 0.5	e 0.1	e 0.9	e 1.6	e 1.4	e 0.7	e 0.7	e 0.8
Sweden	144	e 0.0	e 0.0	e 0.0	e 0.0	e 0.2	e 0.0	e 0.7	e 0.7	e 0.6	e 1.8	e 1.6	e 0.7
Switzerland	146	e 0.0	e 0.1	e 0.1	e 0.1	e 0.1	e 0.0	e 0.1	e 0.2	e 0.4	e 1.1	e 0.4	e 0.3
Taiwan Prov.of China	528	e 0.0	e 0.0	e 0.0	e 0.0	e 0.0	e 0.0	e 0.3	e 0.5	e 1.5	e 1.6	e 1.0	e 0.0
United Kingdom	112	e 0.2	e 0.2	e 0.0	e 0.1	e 0.3	e 0.3	e 12.4	e 17.6	e 14.5	e 12.1	e 11.7	e 16.1
United States	111	e 0.9	e 1.1	e 0.5	e 0.9	e 0.9	e 0.9	e 17.7	e 16.9	e 37.8	e 48.5	e 39.1	e 76.8
Emerg. & Dev. Economies	200	459.4	632.3	601.3	663.3	620.6	423.1	1,526.4	1,708.3	1,882.2	1,973.8	2,239.0	2,510.2
Emerg. & Dev. Asia	505	10.8	52.7	75.0	39.5	27.7	15.2	352.4	409.5	711.2	885.4	1,112.4	1,196.8
China,P.R.: Mainland	924	e 2.9	e 15.3	e 28.1	e 23.3	e 11.0	e 11.1	e 107.4	e 141.5	e 218.5	e 318.0	e 425.5	e 502.7
India	534	e 7.0	e 37.2	e 46.8	e 15.6	e 16.5	e 3.7	e 210.5	e 178.2	e 355.4	e 444.0	e 536.2	e 495.7
Indonesia	536	e 0.6	e 0.0	e 0.1	e 0.2	e 11.5	e 23.4	e 38.8	e 32.8	e 45.0	e 80.1
Malaysia	548	e 0.0	e 0.0	e 0.0	e 13.0	e 31.9	e 73.5	e 70.6	e 88.0	e 94.9
Philippines	566	e 0.0	e 0.0	e 0.0	e 0.0	e 0.2	e 0.0	e 1.4	e 0.5	e 0.1
Sri Lanka	524	e 0.0	e 0.0	e 0.0	e 0.0	e 0.0	e 0.0	e 0.0	e 9.2	e 0.3	e 0.1	e 0.1	e 0.3
Thailand	578	e 0.3	e 0.1	e 0.0	e 0.5	e 0.2	e 0.3	e 10.0	e 25.1	e 24.6	e 18.4	e 17.1	e 23.0
Europe	170	1.2	1.0	1.5	1.4	15.2	8.8	48.2	62.7	68.6	85.6	146.3	195.1
Emerg. & Dev. Europe	903	1.1	1.0	1.5	1.3	2.1	8.5	46.6	62.0	66.6	78.8	130.5	162.6
Albania	914	e 1.3
Bosnia and Herzegovina	963	e 0.0	e 0.0	e 0.0	e 0.0	e 0.1	e 0.0
Bulgaria	918	e 7.5	e 0.0	e 0.0	e 0.0	e 0.9	e 0.1
Croatia	960	e 0.0	e 0.0	e 0.0	e 0.2	e 0.0	e 1.9	e 1.4	e 0.3
Hungary	944	e 0.0	e 0.0	e 0.0	e 0.1	e 0.1	e 0.1	e 0.1	e 0.1
Poland	964	e 0.0	e 0.0	e 0.0	e 0.0	e 0.0	e 0.1	e 0.5	e 1.2	e 0.7	e 3.3
Romania	968	e 0.0	e 0.0	e 0.0	e 0.1	e 4.1	e 5.3
Serbia, Republic of	942	e 0.0	e 0.0	e 0.0	e 0.0	e 0.2	e 0.2	e 0.3	e 0.8
Turkey	186	e 1.1	e 1.0	e 1.4	e 1.3	e 2.0	e 1.0	e 46.4	e 61.8	e 65.8	e 75.3	e 122.8	e 151.5
CIS	901	0.1	0.0	0.0	0.0	13.1	0.4	1.6	0.7	2.0	6.9	15.8	32.5
Belarus	913	e 0.0	e 12.9	e 0.0	e 0.0	e 0.0	e 0.0	e 0.0	e 0.1
Kazakhstan	916	e 0.1	e 0.0	e 0.0	e 0.0	e 0.0	e 0.1	e 4.6	e 0.8

Somalia (726)

In Millions of U.S. Dollars

		Exports (FOB)						Imports (CIF)					
		2012	2013	2014	2015	2016	2017	2012	2013	2014	2015	2016	2017
Moldova	921	e 0.0	e 0.1	e 0.0
Russian Federation	922	e 0.0	e 0.0	e 0.0	e 0.0	e 0.1	e 0.1	e 1.0	e 0.5	e 0.7	e 1.6	e 0.9	e 1.0
Ukraine	926	e 0.0	e 0.0	e 0.0	e 0.0	e 0.2	e 0.2	e 0.5	e 0.1	e 1.3	e 0.7	e 13.9	e 31.4
Mid East, N Africa, Pak	440	443.1	542.5	522.4	594.6	549.8	373.7	591.5	727.4	588.9	490.2	391.1	530.8
Bahrain, Kingdom of	419	e 9.2	e 17.9	e 3.8	e 4.7	e 7.6	e 6.1	e 0.0	e 0.1	e 0.1	e 0.4	e 0.4	e 0.5
Djibouti	611	e 5.8	e 6.1	e 6.3	e 9.0	e 10.3	e 10.4	e 37.7	e 30.2	e 35.5	e 65.7	e 69.3	e 71.9
Egypt	469	e 0.3	e 0.4	e 0.7	e 0.5	e 19.9	e 26.2	e 42.5	e 57.4
Jordan	439	e 1.3	e 0.2	e 0.1	e 2.8	e 0.9	e 0.7	e 1.1	e 1.5	e 1.3	e 1.6	e 1.8	e 2.6
Kuwait	443	e 0.6	e 0.5	e 0.3	e 0.4	e 0.2	e 0.3
Lebanon	446	e 4.8	e 0.6	e 0.3	e 0.1	e 0.2	e 0.0	e 0.0	e 0.2	e 0.4	e 0.2	e 0.4
Morocco	686	e 0.1	e 0.0	e 0.0	e 0.0	e 0.2	e 0.2	e 0.4	e 6.3
Oman	449	e 81.4	e 106.4	e 129.3	e 132.9	e 142.5	e 130.1	e 195.4	e 340.4	e 219.7	e 195.3	e 187.3	e 320.7
Pakistan	564	e 5.8	e 5.9	e 8.5	e 6.6	e 6.4	e 7.2	e 69.2	e 67.1	e 31.8	e 25.3	e 34.9	e 45.0
Qatar	453	e 2.8	e 0.3	e 0.8	e 0.4	e 0.9	e 0.4	e 1.0	e 0.7	e 1.9	e 0.7	e 1.3	e 1.1
Saudi Arabia	456	e 211.0	e 284.7	e 266.5	e 300.7	e 288.8	e 77.3	e 206.7	e 200.0	e 183.9	e 107.6	e 89.9	e 59.9
Sudan	732	e 0.2	e 0.2	e 0.1	e 0.1	e 0.7	e 0.2	e 0.1	e 0.5	e 5.6
Syrian Arab Republic	463	e 0.2	e 0.2	e 0.2	e 0.2	e 0.2	e 0.2	e 0.1	e 0.0	e 0.0	e 0.0	e 0.0	e 0.0
Tunisia	744	e 0.0	e 0.0	e 0.0	e 1.7	e 0.0	e 0.0	e 0.1	e 0.2	e 0.2
United Arab Emirates	466	e 75.1	e 76.2	e 82.8	e 115.4	e 69.4	e 119.9
West Bank and Gaza	487	e 0.1	e 0.2	e 0.1
Yemen, Republic of	474	e 44.5	e 42.6	e 22.6	e 19.2	e 21.5	e 20.6	e 60.4	e 61.2	e 71.9	e 35.7	e 4.8	e 16.7
Sub-Saharan Africa	603	0.5	33.5	2.2	27.4	27.5	25.2	521.8	485.9	486.8	472.5	501.9	512.9
Angola	614	e 0.2	e 0.0
Burkina Faso	748	e 0.1
Côte d'Ivoire	662	e 0.2	e 3.0	e 2.8	e 2.8	e 0.0
Ethiopia	644	e 0.0	e 0.1	e 0.1	e 0.1	e 0.1	e 0.1	e 275.4	e 264.7	e 309.1	e 306.7	e 301.8	e 294.0
Kenya	664	e 0.2	e 3.2	e 1.6	e 0.5	e 0.9	e 226.7	e 205.3	e 160.0	e 154.9	e 187.3	e 201.7
Madagascar	674	e 0.0	e 0.0	e 0.1
Mauritius	684	e 0.0	e 0.1	e 0.8
Mozambique	688	e 0.1	e 0.0	e 0.0	e 0.0	e 0.0	e 0.0	e 0.0
Nigeria	694	e 30.2	e 23.6	e 24.1	e 21.2
Sierra Leone	724	e 0.2
South Africa	199	e 0.0	e 0.1	e 0.1	e 0.0	e 0.0	e 0.0	e 3.8	e 7.0	e 5.9	e 5.4	e 9.3	e 13.3
Tanzania	738	e 0.0	e 0.0	e 0.4	e 0.0	e 1.1	e 0.6	e 7.1	e 3.0	e 0.4	e 1.4
Togo	742	e 0.1	e 0.1	e 0.0	e 0.1
Uganda	746	e 14.5	e 8.2	e 4.7	e 2.4	e 3.0	e 1.6
Zambia	754	e 0.0	e 0.0	e 0.0	e 0.0	e 0.1
Western Hemisphere	205	3.7	2.6	0.2	0.4	0.4	0.3	12.5	22.7	26.7	40.0	87.2	74.6
Argentina	213	e 0.0	e 0.4	e 0.0	e 0.0	e 0.0	e 0.0	e 0.0	e 0.2	e 1.0	e 0.6	e 0.3
Brazil	223	e 3.1	e 2.1	e 0.1	e 0.0	e 0.0	e 0.0	e 12.5	e 22.5	e 26.0	e 39.1	e 86.3	e 73.8
El Salvador	253	e 0.1	e 0.0	e 0.0
Guatemala	258	e 0.1	e 0.3
Mexico	273	e 0.6	e 0.0	e 0.1	e 0.3	e 0.3	e 0.2	e 0.1	e 0.3	e 0.1
Peru	293	e 0.0	e 0.0	e 0.0	e 0.0	e 0.6
Memorandum Items													
Africa	605	6.5	39.9	8.6	38.2	38.7	36.0	559.5	516.2	522.3	538.3	572.4	596.9
Middle East	405	431.3	530.2	507.5	577.2	532.2	355.7	484.6	630.2	521.6	399.1	285.7	401.7
European Union	998	2.1	2.3	3.3	9.0	13.7	19.4	51.1	73.4	99.8	114.0	107.7	190.8
Export earnings: fuel	080	425.0	558.8	506.1	597.3	555.0	376.2	464.5	603.0	478.1	345.9	285.4	399.9
Export earnings: nonfuel	092	40.7	81.3	101.7	84.3	91.4	74.9	1,139.4	1,216.8	1,558.2	1,806.1	2,115.7	2,410.0

South Africa (199)

In Millions of U.S. Dollars

		Exports (FOB)						Imports (FOB)					
		2012	2013	2014	2015	2016	2017	2012	2013	2014	2015	2016	2017
IFS World		99,556.7	95,906.3	93,043.3	80,864.4	76,330.8	88,845.4	104,146.4	103,474.6	99,884.5	85,715.6	75,020.1	82,990.3
World	001	99,553.5	95,955.5	91,163.6	81,488.0	74,913.0	89,350.2	104,141.2	103,487.0	99,893.4	85,421.1	74,990.9	83,048.1
Advanced Economies	110	40,012.8	38,849.5	38,206.9	34,145.4	32,461.6	38,087.2	48,555.3	47,472.3	44,389.5	39,757.7	34,326.2	37,691.5
Euro Area	163	13,306.3	13,223.5	13,884.4	12,974.5	13,252.9	15,558.0	22,077.8	22,780.5	21,173.6	19,468.3	18,165.3	19,778.5
Austria	122	100.1	119.5	110.2	76.3	71.8	57.2	737.2	660.6	591.5	535.0	456.0	509.6
Belgium	124	1,877.9	1,965.7	2,459.5	2,314.7	2,298.8	2,491.7	1,260.4	1,128.9	1,075.5	1,009.4	833.3	884.8
Cyprus	423	4.5	9.5	7.5	8.5	10.4	9.8	2.7	5.0	5.3	5.2	2.5	8.1
Estonia	939	26.7	17.7	15.9	17.1	16.9	14.5	25.5	27.7	38.2	44.0	10.2	24.3
Finland	172	354.0	393.7	318.7	32.7	34.5	41.8	632.0	445.0	368.9	339.9	333.5	378.0
France	132	911.0	1,003.6	910.5	756.0	750.5	864.1	2,487.6	2,327.1	2,229.9	1,930.2	2,280.1	2,107.3
Germany	134	4,539.5	4,288.5	4,583.7	5,336.9	5,636.7	6,324.3	10,234.7	10,733.0	10,027.6	9,661.9	8,835.6	9,613.3
Greece	174	53.6	37.2	46.6	49.8	63.2	62.6	36.4	49.3	52.4	55.5	55.4	90.2
Ireland	178	112.8	88.0	93.3	130.7	88.7	119.3	638.1	605.7	469.6	436.2	384.7	477.4
Italy	136	1,359.5	1,086.0	1,057.8	1,088.6	1,103.0	1,063.7	2,578.1	2,709.8	2,644.7	2,238.6	1,847.3	2,226.2
Latvia	941	9.4	6.1	5.4	5.1	7.4	44.4	7.2	31.5	33.9	16.7	16.2	47.7
Lithuania	946	26.0	12.9	9.8	39.0	49.5	42.9	18.7	29.2	23.8	35.4	41.9	47.6
Luxembourg	137	6.7	31.4	28.7	6.0	7.0	18.3	45.1	53.5	48.6	55.2	48.4	50.3
Malta	181	2.6	33.0	39.2	29.1	12.5	18.4	19.3	18.1	15.5	15.7	13.5	13.3
Netherlands	138	2,805.7	3,067.4	2,994.4	1,993.1	2,016.0	2,849.9	1,789.3	1,665.4	1,447.4	1,249.3	1,280.6	1,231.4
Portugal	182	84.2	122.9	136.5	125.5	141.8	177.6	157.3	217.3	198.9	199.6	207.0	239.1
Slovak Republic	936	1.5	2.2	2.3	1.5	1.4	0.9	124.2	138.7	127.4	160.6	148.1	199.6
Slovenia	961	97.6	115.2	98.2	71.0	64.3	98.1	51.2	46.8	49.3	46.2	47.1	48.7
Spain	184	932.9	822.8	966.3	892.6	878.3	1,258.5	1,232.9	1,887.9	1,725.2	1,433.7	1,323.9	1,581.5
Australia	193	891.6	815.2	837.4	854.7	745.2	903.2	1,411.2	1,337.9	1,093.0	974.0	747.9	989.2
Canada	156	437.1	314.0	661.2	413.6	381.2	358.6	708.2	518.4	422.0	459.1	343.5	331.5
China,P.R.: Hong Kong	532	1,431.5	1,437.0	1,893.2	1,767.5	1,780.8	1,650.7	248.9	240.9	316.2	512.4	285.4	269.8
China,P.R.: Macao	546	0.3	0.1	0.2	0.5	0.9	0.6	4.8	6.4	5.8	4.8	1.9	0.2
Czech Republic	935	186.5	158.5	133.9	120.9	151.1	186.1	563.7	644.9	599.3	544.4	559.1	663.2
Denmark	128	128.8	92.5	215.5	86.6	128.2	97.5	297.1	410.2	338.6	355.3	310.5	338.3
Iceland	176	1.1	1.6	2.8	3.5	6.2	5.9	9.2	5.7	3.3	3.3	2.2	5.4
Israel	436	874.7	582.8	667.9	451.3	328.6	369.8	323.1	289.3	291.4	261.3	251.4	289.1
Japan	158	5,681.5	5,555.6	4,875.9	3,989.5	3,469.8	4,164.6	4,622.0	4,079.7	3,779.5	3,153.2	2,562.0	2,828.8
Korea, Republic of	542	1,523.0	1,261.4	1,334.7	1,082.5	1,327.4	1,924.4	2,265.3	1,881.8	1,548.5	1,297.7	1,002.9	998.0
New Zealand	196	93.9	100.9	102.4	87.8	83.8	95.7	190.0	178.6	172.8	158.3	131.3	156.3
Norway	142	297.8	260.9	143.7	153.3	129.4	162.2	105.8	136.8	106.2	96.8	178.9	81.2
San Marino	135	0.0	0.1
Singapore	576	887.6	979.6	852.9	544.6	454.8	522.8	1,243.2	1,970.7	1,828.4	1,344.4	385.5	518.0
Sweden	144	196.8	240.1	219.6	168.9	176.3	180.5	1,487.1	1,089.0	1,033.6	950.8	780.2	904.0
Switzerland	146	1,832.7	2,419.7	1,572.6	1,339.5	888.1	869.0	806.6	866.1	824.4	720.7	725.0	767.6
Taiwan Prov.of China	528	1,052.0	1,138.6	867.6	579.3	456.7	874.8	1,161.4	1,107.5	970.1	915.7	723.1	753.7
United Kingdom	112	3,357.3	3,300.1	3,465.3	3,305.6	3,168.4	3,485.7	3,526.4	3,351.7	3,272.7	2,491.3	2,170.4	2,492.1
United States	111	7,832.4	6,967.4	6,475.9	6,221.3	5,531.8	6,676.2	7,503.6	6,576.2	6,610.2	6,045.8	4,999.6	5,526.5
Vatican	187	0.7	0.0
Emerg. & Dev. Economies	200	49,926.8	49,882.8	47,611.1	40,956.8	38,176.8	44,823.2	54,777.0	55,428.7	54,897.6	45,183.3	40,030.0	44,730.5
Emerg. & Dev. Asia	505	16,528.2	17,103.9	14,417.9	12,357.8	11,901.0	15,232.2	25,065.7	27,238.7	25,559.2	25,164.3	21,825.8	24,607.2
American Samoa	859	0.4	0.2	0.3	0.0	0.0	2.9	0.0	0.0	0.0	0.1	0.1
Bangladesh	513	39.1	41.4	78.9	97.3	121.1	157.0	73.2	70.1	68.6	90.6	76.8	76.7
Bhutan	514	0.0	0.0	0.0	0.0	0.2	0.0	0.0	0.0	0.0	0.0	0.1
Brunei Darussalam	516	1.9	2.1	2.1	0.5	1.4	1.1	0.1	0.0	0.0	0.0	0.2	0.3
Cambodia	522	2.5	1.5	2.5	3.8	2.5	5.9	16.2	17.3	12.3	17.0	20.4	20.1
China,P.R.: Mainland	924	10,328.5	12,041.6	8,760.1	7,468.8	6,860.6	8,569.2	14,571.6	15,977.7	15,430.9	15,667.1	13,581.2	15,212.8
Fiji	819	6.5	2.7	3.4	2.7	3.6	1.6	0.7	0.6	0.2	0.0	0.1	0.1
F.T. French Polynesia	887	1.0	1.7	0.7	0.3	1.6	1.1	0.2	0.1	0.0	0.0	0.0	0.0
F.T. New Caledonia	839	1.8	2.2	4.8	1.7	1.6	3.4	38.6	37.5	39.2	35.5	38.1	33.7
Guam	829	0.0	0.0	0.0	0.0	0.0	0.0	0.0	0.0	0.0	0.0	0.0	0.1
India	534	3,757.6	3,023.4	3,773.4	3,215.7	3,193.0	4,169.2	4,588.9	5,352.9	4,541.7	4,248.8	3,115.6	3,914.5
Indonesia	536	601.8	504.0	365.2	220.8	258.9	421.3	913.8	867.8	846.3	700.6	663.8	742.3
Kiribati	826	0.0	0.1	0.1	0.1	2.0	0.0	0.0	0.0	0.0	0.0	0.0	0.0
Lao People's Dem.Rep	544	0.6	0.6	0.5	0.3	0.6	0.3	0.1	0.3	0.3	0.1	0.3	1.3
Malaysia	548	1,049.2	685.1	635.6	538.8	490.8	672.8	1,323.7	989.4	1,002.5	854.3	779.6	868.7

South Africa (199)

In Millions of U.S. Dollars

		Exports (FOB)						Imports (FOB)					
		2012	2013	2014	2015	2016	2017	2012	2013	2014	2015	2016	2017
Maldives	556	3.9	5.1	6.0	4.9	10.6	6.5	0.0	3.1	0.0	0.1	0.5	1.3
Marshall Islands	867	34.4	0.5
Mongolia	948	0.3	3.4	4.1	0.3	0.3	0.7	0.0	0.0	0.0	0.1	0.1	0.1
Myanmar	518	2.7	1.0	4.6	3.0	6.5	10.6	1.3	0.6	2.0	1.3	3.8	8.1
Nauru	836	0.0	0.0	0.1	0.0	0.0	0.0	0.0	0.0
Nepal	558	1.4	1.7	1.1	1.7	2.8	21.0	1.1	0.8	0.7	0.8	0.9	0.7
Papua New Guinea	853	27.7	22.0	9.0	13.4	12.0	18.2	0.3	0.1	0.1	0.1	0.2	0.1
Philippines	566	72.7	84.8	62.6	59.7	53.3	67.0	180.4	151.3	130.8	161.1	173.8	173.7
Samoa	862	0.6	0.3	2.0	0.2	0.0	0.1	0.0	0.1	0.0	0.2	0.6	0.4
Solomon Islands	813	0.4	0.3	4.6	0.2	0.0	0.1	0.3	0.0	0.0	0.4	0.1	0.0
Sri Lanka	524	26.6	30.3	16.5	78.0	148.6	210.2	30.9	32.7	36.1	34.2	32.9	35.3
Thailand	578	485.1	475.8	478.2	431.8	488.4	612.8	2,678.8	2,749.8	2,379.9	2,076.4	2,158.1	2,494.7
Timor-Leste	537	1.3	0.3	0.1	0.1	0.1	0.0	0.0	0.0	0.0	0.0	0.0
Tonga	866	0.2	0.0	0.0	0.4	0.1	0.1	0.0	0.0	0.0	0.0	0.0	0.0
Tuvalu	869	1.4	0.4	0.6	1.0	1.0	2.1	0.0	0.0	0.1	0.0	0.0	0.1
Vanuatu	846	0.7	0.6	0.2	1.0	0.6	0.1	0.0	0.0	0.1	0.0	0.0	0.0
Vietnam	582	95.0	169.0	178.8	182.5	214.0	240.2	639.0	982.6	1,065.2	1,273.5	1,177.3	1,020.3
Asia n.s.	598	17.2	2.5	21.9	28.8	24.8	5.1	3.5	3.8	2.1	2.0	1.1	1.0
Europe	170	1,605.0	1,472.3	1,435.5	1,254.2	1,076.4	1,342.8	2,170.0	2,443.4	2,726.4	2,510.4	2,046.5	2,553.2
Emerg. & Dev. Europe	903	1,096.6	963.7	932.8	832.2	668.8	837.3	1,772.6	1,868.5	2,109.7	1,946.7	1,719.3	2,027.7
Albania	914	0.5	0.1	0.3	0.6	3.2	1.4	0.5	0.6	0.7	2.6	3.5	0.7
Bosnia and Herzegovina	963	0.4	0.5	2.8	8.1	9.8	9.2	2.8	3.8	4.5	3.6	5.8	4.3
Bulgaria	918	40.3	31.7	23.2	9.5	14.6	32.7	29.1	34.6	81.2	76.7	98.9	91.9
Croatia	960	26.0	25.0	12.8	4.6	6.0	14.1	27.5	55.1	35.9	11.3	12.1	16.5
Faroe Islands	816	0.1	0.1	0.0	0.0	0.0	0.2	0.5	0.6	0.1	0.1	0.1
Gibraltar	823	12.2	14.8	25.3	22.0	17.3	17.6	0.0	1.1	0.0	0.0	0.1	0.0
Hungary	944	99.1	46.5	69.0	74.9	81.1	111.2	504.2	343.5	297.4	294.2	266.1	257.4
Macedonia, FYR	962	0.3	0.0	0.1	0.0	0.8	0.0	0.7	0.6	1.3	1.5	1.3	3.0
Montenegro	943	0.0	0.5	0.6	0.8	0.8	0.0	1.3	0.7	0.1	1.3
Poland	964	210.6	153.0	167.4	133.2	140.2	175.3	567.3	625.0	730.6	673.2	653.8	777.5
Romania	968	48.6	51.5	40.2	36.0	36.6	32.6	137.1	137.6	306.4	293.4	236.6	321.3
Serbia, Republic of	942	0.1	1.0	2.7	1.8	0.3	5.5	7.8	9.8
Turkey	186	657.5	640.2	590.9	541.8	355.7	440.5	503.0	665.7	649.5	583.9	433.0	544.1
CIS	901	508.1	508.7	502.6	421.7	407.6	505.4	397.4	574.8	616.7	563.7	327.2	525.4
Armenia	911	2.1	2.2	0.5	2.4	1.2	1.9	0.1	0.1	0.1	0.0	0.1	0.3
Azerbaijan, Rep. of	912	9.2	14.8	12.2	16.7	2.5	3.8	0.8	0.0	0.4	0.3	0.0	0.1
Belarus	913	0.2	0.3	0.6	1.1	0.7	0.9	7.7	26.9	33.6	12.9	3.6	3.3
Georgia	915	30.4	23.7	19.6	15.6	12.1	12.7	0.5	0.8	0.8	0.2	0.5	0.2
Kazakhstan	916	5.4	4.2	5.0	10.9	35.8	13.8	5.7	2.2	7.0	5.0	12.4	6.6
Kyrgyz Republic	917	0.2	1.1	0.6	1.6	0.7	0.4	0.6	0.1	0.1	0.1	0.0	0.1
Moldova	921	0.1	0.1	0.4	0.1	0.3	0.4	1.6	1.0	0.2	1.0	0.4	0.7
Russian Federation	922	426.0	404.3	367.1	293.9	285.0	360.2	202.6	383.3	456.7	478.4	256.7	394.5
Tajikistan	923	0.0	0.1	0.1	0.0	0.0	0.0	0.0	0.0	0.0	0.0	0.0	0.0
Turkmenistan	925	1.6	1.0	0.7	0.1	0.2	0.0	0.3	0.0	0.1	0.0	0.0
Ukraine	926	32.9	55.5	95.8	78.8	69.1	109.2	176.6	159.3	116.2	65.5	53.0	119.4
Uzbekistan	927	0.0	1.3	0.1	0.5	0.0	2.0	1.3	1.0	1.4	0.2	0.5	0.0
Europe n.s.	884	0.2	0.0	0.0	0.3	0.0	0.0	0.1	0.0	0.0	0.0	0.0	0.1
Mid East, N Africa, Pak	440	2,798.3	2,900.1	3,255.9	3,017.9	3,087.9	4,118.4	11,713.2	10,374.3	10,656.5	5,645.1	5,280.9	6,582.9
Afghanistan, I.R. of	512	65.3	32.1	1.7	1.4	1.4	2.3	0.7	0.3	0.4	0.2	0.2	0.2
Algeria	612	385.9	372.9	169.2	133.3	39.8	45.9	2.8	4.3	8.1	5.0	0.3	5.8
Bahrain, Kingdom of	419	25.5	32.8	17.2	23.4	19.3	22.1	381.1	198.9	89.0	100.2	184.9	372.4
Djibouti	611	36.2	30.3	47.2	52.7	53.5	95.1	0.7	0.4	1.5	2.0	0.7	0.8
Egypt	469	87.9	79.5	89.8	120.6	210.5	192.1	71.6	53.2	60.8	68.3	59.2	133.5
Iran, I.R. of	429	45.7	17.7	24.7	16.5	22.3	85.9	1,302.0	5.5	11.1	12.0	18.0	20.2
Iraq	433	4.6	6.1	6.4	39.9	12.5	6.0	0.0	0.5	393.8	107.7	0.0	0.0
Jordan	439	22.6	21.8	32.2	35.8	43.2	53.9	26.3	32.3	39.2	34.0	25.8	22.8
Kuwait	443	72.8	81.3	93.2	113.1	81.5	92.6	51.7	17.7	208.7	285.0	32.9	2.1
Lebanon	446	22.9	10.2	10.0	16.5	10.5	10.1	3.8	3.5	2.6	3.6	3.2	2.8
Libya	672	6.7	22.5	5.2	2.8	6.6	2.0	0.1	0.1	0.0	0.0	0.0	0.3
Mauritania	682	39.6	29.3	27.8	11.8	15.3	25.1	0.1	0.2	0.7	0.0	5.1	0.9

South Africa (199)

In Millions of U.S. Dollars

		Exports (FOB)						Imports (FOB)					
		2012	2013	2014	2015	2016	2017	2012	2013	2014	2015	2016	2017
Morocco	686	57.5	46.5	114.6	261.5	144.5	91.8	36.2	24.5	25.3	86.5	80.2	56.7
Oman	449	95.1	66.2	52.6	70.8	50.8	74.3	140.1	329.4	508.4	457.7	370.3	612.9
Pakistan	564	244.5	311.9	406.9	331.0	383.5	820.5	252.8	272.7	279.8	223.5	162.7	160.6
Qatar	453	41.4	54.2	51.3	49.1	80.6	142.2	460.7	256.1	390.8	500.1	372.2	227.5
Saudi Arabia	456	366.1	294.0	471.5	446.4	385.8	342.6	7,900.3	8,041.2	7,163.4	2,642.6	2,875.6	3,826.8
Somalia	726	3.6	6.6	5.6	5.1	8.8	12.5	0.0	0.1	0.1	0.0	0.0	0.0
Sudan	732	35.7	30.4	38.0	24.7	22.6	37.9	0.3	0.3	0.2	0.2	0.0	0.5
Syrian Arab Republic	463	6.8	1.3	11.0	12.1	8.7	8.4	1.0	0.2	0.1	0.5	0.2	0.1
Tunisia	744	18.1	18.2	17.9	15.9	7.5	12.8	9.6	27.1	20.8	22.3	22.3	25.4
United Arab Emirates	466	1,052.5	1,248.1	1,482.2	1,190.4	1,451.6	1,881.9	1,071.4	944.2	1,451.6	1,093.5	1,066.7	1,110.5
Yemen, Republic of	474	61.5	86.0	79.7	43.1	27.2	60.3	0.0	161.7	0.0	0.0	0.2	0.0
Sub-Saharan Africa	603	26,939.4	26,691.0	27,095.8	23,046.3	21,006.6	23,030.5	11,868.6	11,868.9	12,884.2	8,880.0	7,526.6	7,993.1
Angola	614	995.0	999.5	1,050.1	677.9	567.2	583.0	2,771.0	1,990.4	2,020.7	1,356.9	1,277.6	1,337.0
Benin	638	48.7	34.2	29.6	24.2	27.5	19.8	1.4	4.3	7.9	7.2	3.3	6.0
Botswana	616	5,047.8	4,607.4	4,769.2	4,142.5	3,724.5	3,854.7	401.1	526.1	468.2	432.8	409.9	421.4
Burkina Faso	748	55.4	33.9	24.7	34.0	28.7	57.5	0.1	0.3	0.1	0.2	0.2	0.7
Burundi	618	8.5	5.1	6.8	5.3	2.7	4.1	0.5	0.3	0.2	0.1	0.3	0.1
Cabo Verde	624	0.7	0.8	0.7	0.7	0.6	7.8	0.2	0.1	0.0	0.0	0.1	0.1
Cameroon	622	76.7	66.7	62.8	47.6	43.8	38.9	2.5	2.0	2.5	2.2	9.9	58.5
Central African Rep.	626	5.7	3.6	2.9	1.3	0.7	0.5	0.1	0.0	0.0	0.0	0.0	0.1
Chad	628	2.0	4.7	1.8	1.6	0.9	2.7	0.0	0.1	0.2	0.0	0.1	0.1
Comoros	632	5.7	6.2	4.4	4.5	3.8	3.8	0.3	0.7	0.5	0.5	0.2	0.2
Congo, Dem. Rep. of	636	1,474.6	1,366.1	1,238.0	1,023.7	795.1	882.6	9.1	12.4	17.3	96.5	97.3	95.4
Congo, Republic of	634	83.9	99.5	148.6	79.9	55.7	48.3	6.3	1.1	2.3	2.5	1.7	1.2
Côte d'Ivoire	662	106.0	92.0	109.4	69.9	113.1	110.1	22.1	22.1	29.1	31.2	24.7	15.6
Equatorial Guinea	642	7.7	14.7	26.4	7.8	9.1	3.2	72.6	289.8	382.5	112.4	52.5	87.1
Eritrea	643	25.9	9.1	10.9	20.9	13.0	13.2	0.0	0.0	0.1	0.0	0.1	0.1
Eswatini, Kingdom of	734	1,501.8	1,513.6	1,502.4	1,252.8	1,164.5	1,286.7	1,148.5	1,164.1	1,146.0	1,090.2	1,055.7	1,219.6
Estonia	939	26.7	17.7	15.9	17.1	16.9	14.5	25.5	27.7	38.2	44.0	10.2	24.3
Ethiopia	644	70.2	78.4	68.4	80.2	70.6	66.0	12.4	9.5	13.6	8.6	8.3	8.2
Gabon	646	63.3	62.9	73.4	45.8	40.3	32.2	21.8	134.3	131.8	8.8	6.7	4.5
Gambia, The	648	5.7	4.3	15.0	3.6	5.8	7.1	0.6	0.6	1.2	0.2	0.4	0.6
Ghana	652	518.3	399.1	344.0	344.0	337.3	353.1	220.2	635.6	663.7	14.3	13.1	62.8
Guinea	656	47.4	27.0	25.6	16.4	28.4	55.3	4.5	0.3	0.2	56.7	0.2	18.6
Guinea-Bissau	654	0.8	0.7	3.5	1.2	1.0	0.7	0.0	0.1	0.0	0.0	0.0	0.0
Kenya	664	719.7	799.0	719.6	651.1	561.4	720.4	29.0	25.3	33.7	19.0	19.5	17.6
Lesotho	666	1,601.7	1,411.2	1,312.3	1,173.6	1,148.8	1,351.3	260.7	238.0	255.7	268.4	293.6	310.2
Liberia	668	20.0	15.7	58.6	45.4	36.7	60.0	2.2	1.1	0.1	0.3	51.4	0.1
Madagascar	674	171.3	171.4	154.8	141.2	156.6	197.0	71.6	105.1	127.0	127.7	111.0	95.9
Malawi	676	438.2	507.1	416.1	368.6	364.6	413.2	68.3	68.3	68.9	55.5	54.9	57.6
Mali	678	85.1	95.2	65.6	58.1	64.5	79.6	1.4	0.5	1.8	0.3	1.3	0.6
Mauritius	684	318.9	307.0	331.0	292.0	327.8	412.0	207.9	214.1	179.6	179.2	157.0	172.7
Mozambique	688	2,351.8	2,808.6	2,997.5	2,328.9	2,287.6	2,965.1	1,276.2	1,263.0	1,043.2	819.7	691.7	894.1
Namibia	728	4,086.5	4,227.5	4,535.8	4,156.5	3,556.5	3,568.6	650.0	692.4	574.7	513.1	415.7	851.2
Niger	692	8.3	8.0	5.2	3.3	2.4	3.6	0.2	2.1	0.0	0.1	0.1	0.1
Nigeria	694	784.9	800.8	972.5	655.3	438.6	433.2	3,745.5	3,626.6	5,124.2	3,078.9	2,080.7	1,715.9
Rwanda	714	30.8	31.3	32.9	26.9	28.7	28.1	3.7	1.0	0.7	1.0	0.8	1.1
São Tomé & Príncipe	716	0.3	1.2	0.8	0.4	12.8	0.8	0.0	0.0	0.0	0.0	0.1	0.2
Senegal	722	92.4	92.6	116.3	107.7	120.1	118.3	1.5	2.1	2.4	19.1	2.1	2.2
Seychelles	718	46.6	45.2	54.5	61.2	67.0	62.8	0.7	0.8	1.2	0.8	1.9	1.6
Sierra Leone	724	123.2	102.1	56.7	26.2	22.9	48.4	1.1	10.0	0.5	0.8	1.3	2.0
South Sudan, Rep. of	733	0.3	0.0
Tanzania	738	601.3	509.8	494.6	542.9	444.4	453.5	59.1	105.2	50.1	29.8	24.2	33.7
Togo	742	42.7	28.8	66.2	62.1	87.6	83.2	0.2	0.3	4.1	0.7	89.6	98.7
Uganda	746	178.3	184.1	167.3	137.1	122.3	140.2	9.7	5.3	9.1	7.9	5.3	8.0
Zambia	754	2,646.3	2,705.8	2,714.8	2,301.0	2,091.4	2,295.5	404.5	367.6	334.3	205.4	185.9	221.6
Zimbabwe	698	2,411.1	2,389.7	2,283.8	2,006.8	2,013.5	2,143.3	379.7	341.4	184.8	324.1	376.1	169.9
Africa n.s.	799	28.1	19.0	20.2	14.0	16.0	20.4	0.1	4.7	0.2	6.6	0.3	0.2
Western Hemisphere	205	2,055.9	1,715.4	1,406.0	1,280.6	1,105.0	1,099.3	3,959.5	3,503.5	3,071.3	2,983.5	3,350.2	2,994.2
Antigua and Barbuda	311	2.0	2.5	6.3	5.9	3.9	4.9	0.8	0.3	0.2	0.2	0.0	0.1

South Africa (199)

In Millions of U.S. Dollars

		Exports (FOB)						Imports (FOB)					
		2012	2013	2014	2015	2016	2017	2012	2013	2014	2015	2016	2017
Argentina	213	204.4	254.7	214.5	156.1	165.4	176.5	1,023.7	731.9	523.4	609.6	823.1	511.2
Aruba	314	0.2	0.4	0.4	0.2	0.4	0.4	0.0	0.0	0.1	0.0	0.0	0.0
Bahamas, The	313	3.3	2.4	6.8	11.1	6.8	11.9	19.7	12.2	25.9	15.1	30.9	18.7
Barbados	316	1.9	2.2	1.5	1.4	2.1	1.4	0.7	0.5	1.6	1.7	2.0	2.3
Belize	339	0.9	1.0	1.0	1.4	1.7	4.2	0.1	0.2	0.1	0.1	0.2	0.3
Bermuda	319	0.2	0.1	36.8	1.9	46.7	2.3	0.1	2.9	0.2	1.0	0.4	0.2
Bolivia	218	1.8	0.7	1.9	7.3	3.1	1.5	1.8	2.0	2.1	2.7	1.7	1.4
Brazil	223	790.1	660.2	632.8	634.9	378.3	406.4	1,672.4	1,608.1	1,370.1	1,396.9	1,406.2	1,559.2
Chile	228	109.4	79.4	70.3	62.6	55.1	49.7	146.1	112.8	142.8	127.8	99.0	120.6
Colombia	233	31.4	33.8	42.5	22.8	26.7	37.8	128.9	47.0	228.3	146.3	61.5	26.6
Costa Rica	238	4.7	8.7	4.1	1.4	5.1	4.7	34.9	35.5	23.6	13.6	13.4	15.7
Dominica	321	0.0	0.2	0.3	0.1	0.6	0.0	0.1	0.1	2.8	0.1	0.8	0.3
Dominican Republic	243	4.9	3.0	5.6	6.8	10.9	7.5	8.2	11.7	18.8	12.2	23.4	27.6
Ecuador	248	20.5	11.4	27.0	46.2	12.3	9.7	77.4	78.6	5.9	6.7	6.6	10.7
El Salvador	253	2.8	2.0	0.8	0.5	0.9	1.2	4.6	4.0	4.3	3.0	3.3	7.4
Falkland Islands	323	0.1	0.1	0.2	0.2	0.2	0.2	3.1	2.2	1.3	3.4	1.2	0.4
Greenland	326	0.0	0.0	0.0	0.0	6.4	0.0	0.0	0.0	0.0
Grenada	328	0.8	0.4	0.4	0.2	0.1	0.2	0.0	0.0	0.0	0.0	0.0	0.0
Guatemala	258	6.5	5.3	2.8	1.4	4.2	5.6	7.9	6.5	20.7	4.6	7.0	44.7
Guyana	336	35.8	209.1	6.0	1.1	10.9	1.5	0.0	0.0	0.0	0.0	0.0	0.1
Haiti	263	8.7	7.4	2.0	1.4	1.3	1.3	0.0	0.0	0.0	0.0	0.0	0.1
Honduras	268	12.6	10.8	1.5	0.6	4.8	4.0	3.6	2.4	3.6	3.7	3.2	5.8
Jamaica	343	3.5	2.9	1.7	1.9	3.7	5.4	0.3	0.4	0.6	0.5	0.3	0.4
Mexico	273	575.2	231.4	162.1	109.0	138.3	115.1	724.0	727.2	531.2	522.7	614.1	479.8
Montserrat	351	0.1	0.0
Netherlands Antilles	353	4.1	4.2	4.9	3.9	3.2	3.1	0.2	0.6	0.1	0.1	0.1	0.0
Nicaragua	278	1.4	0.9	0.7	1.6	1.6	1.1	1.5	0.9	1.1	0.5	0.8	3.5
Panama	283	50.5	46.3	38.0	46.4	57.1	90.9	1.4	0.9	97.3	2.6	1.0	4.0
Paraguay	288	8.4	5.8	7.9	10.2	7.3	10.0	4.7	5.4	4.0	27.1	108.6	3.6
Peru	293	59.1	57.7	37.6	46.7	25.6	35.7	15.3	12.1	17.5	25.3	31.2	75.8
St. Kitts and Nevis	361	0.1	0.1	0.3	0.0	0.1	0.0	0.0	0.0	0.0	0.0	0.1	0.0
St. Lucia	362	0.4	0.2	0.1	0.1	0.2	0.1	0.0	0.0	0.0	0.0	0.0	0.0
St. Vincent & Grens.	364	0.3	0.2	0.6	0.2	0.2	1.0	0.0	0.0	0.0	0.0	0.0	0.0
Suriname	366	1.4	2.8	0.7	7.4	18.3	14.1	0.0	0.0	0.0	0.4	0.2	0.1
Trinidad and Tobago	369	15.5	17.6	5.5	4.4	13.6	8.4	1.2	0.9	0.7	0.5	28.9	17.5
Uruguay	298	16.0	12.7	22.6	22.7	25.9	31.3	61.6	78.2	32.9	31.3	45.1	35.9
Venezuela, Rep. Bol.	299	43.1	13.7	6.9	4.1	14.1	4.5	1.6	5.0	1.8	5.9	16.1	16.5
Western Hem. n.s.	399	33.9	23.3	50.8	56.6	54.4	45.7	13.3	6.6	8.2	17.9	20.0	3.8
Other Countries n.i.e	910	8.8	3.7	3.8	3.9	16.2	7.5	4.9	7.1	5.6	6.8	4.5	2.7
Cuba	928	0.8	2.3	0.4	1.2	10.9	5.3	2.9	4.1	4.1	2.0	2.0	2.4
Korea, Dem. People's Rep.	954	8.0	1.4	3.4	2.7	5.3	2.2	2.0	3.1	1.5	4.8	2.5	0.3
Special Categories	899	9,344.8	7,118.0	5,214.8	6,310.5	4,130.0	5,163.6	563.1	486.6	468.3	369.3	498.6	209.0
Countries & Areas n.s.	898	260.3	101.4	127.1	71.3	128.5	1,268.7	240.9	92.2	132.3	104.0	131.4	414.4
Memorandum Items													
Africa	605	27,515.8	27,225.3	27,516.0	23,551.3	21,298.7	23,351.3	11,918.3	11,925.8	12,941.0	8,996.1	7,635.2	8,083.2
Middle East	405	1,912.1	2,021.8	2,427.1	2,180.5	2,410.9	2,974.4	11,410.1	10,044.4	10,319.6	5,305.3	5,009.4	6,331.9
European Union	998	17,600.3	17,322.3	18,231.3	16,914.6	17,155.4	19,873.7	29,217.2	29,472.1	27,869.3	25,158.9	23,253.0	25,640.6
Export earnings: fuel	080	4,652.1	4,767.5	5,197.5	4,004.3	3,684.5	4,299.7	18,347.5	16,521.0	18,589.7	10,409.4	8,724.5	9,798.6
Export earnings: nonfuel	092	94,901.4	91,187.9	85,966.1	77,483.7	71,228.5	85,050.5	85,793.7	86,966.0	81,303.7	75,011.7	66,266.4	73,249.5

South Sudan (733)

In Millions of U.S. Dollars

		Exports (FOB)						Imports (CIF)					
		2012	2013	2014	2015	2016	2017	2012	2013	2014	2015	2016	2017
IFS World	
World	001	139.1	2,320.2	4,085.0	2,193.0	1,375.8	1,259.0	99.1	283.8	224.6	509.1	400.9	697.0
Advanced Economies	110	136.6	0.2	0.3	1.0	1.0	0.8	47.8	113.4	100.7	113.9	53.9	55.6
Euro Area	163	0.1	0.1	0.2	0.3	0.3	50.6	56.1	65.1	31.3	32.2
Austria	122	e 0.0	e 0.7	e 1.9	e 1.9	e 2.0	e 1.0
Belgium	124	e 0.0	e 0.0	e 0.0	e 0.0	e 0.0	e 2.1	e 1.7	e 0.9	e 2.7	e 2.3
Cyprus	423	e 0.4	e 0.7	e 0.6	e 0.7
Finland	172	e 0.0	e 0.5	e 0.1	e 0.7	e 0.0	e 0.1
France	132	e 0.0	e 0.1	e 0.0	e 0.2	e 18.1	e 22.9	e 20.1	e 2.2	e 1.7
Germany	134	e 0.0	e 0.0	e 0.1	e 0.3	e 0.1	e 15.7	e 6.6	e 10.7	e 6.0	e 4.7
Greece	174	e 0.1	e 0.0	e 0.0	e 0.0
Ireland	178	e 0.0	e 0.0	e 0.2	e 0.2	e 0.2	e 0.2
Italy	136	e 1.3	e 1.4	e 1.7	e 3.3	e 6.3
Latvia	941	e 0.0	e 0.0	e 0.0	e 0.1	e 0.0	e 0.1	e 0.0	e 0.0
Malta	181	e 0.2	e 0.4	e 0.6	e 1.8
Netherlands	138	e 0.1	e 0.1	e 0.1	e 0.0	e 0.0	e 10.3	e 19.1	e 24.6	e 10.4	e 12.1
Portugal	182	e 0.0	e 0.2	e 0.0	e 0.0
Slovak Republic	936	e 0.0	e 0.1	e 0.0	e 0.0
Slovenia	961	e 0.3	e 0.0
Spain	184	e 0.0	e 0.0	e 0.0	e 1.7	e 1.2	e 3.0	e 3.1	e 1.3
Australia	193	e 0.0	e 0.0	e 0.0	e 0.6	e 0.1	e 0.0	e 0.6	e 0.2	e 0.1	e 0.3	e 0.2	e 0.2
Canada	156	e 0.0	e 0.3	e 0.8
China,P.R.: Hong Kong	532	e 0.0	e 0.0	e 0.0	e 0.0	e 0.0	e 0.1	e 2.0	e 3.4	e 2.2	e 2.6	e 2.4	e 1.3
Czech Republic	935	e 0.8	e 1.5	e 0.4	e 0.1	e 0.4
Denmark	128	e 0.0	e 0.0	e 0.0	e 0.0	e 0.0	e 1.1	e 3.0	e 3.1	e 4.8	e 4.1
Japan	158	e 136.6	e 12.3	e 16.0	e 11.7	e 14.5	e 0.2	e 1.2
Korea, Republic of	542	e 0.0	e 0.0	e 0.0	e 0.0	e 0.0	e 0.1	e 0.3	e 0.4	e 0.8	e 0.2	e 0.2
Norway	142	e 0.0	e 0.0	e 0.2	e 0.0
Singapore	576	e 0.1	e 0.0	e 0.0	e 0.0
Sweden	144	e 0.0	e 0.0	e 0.0	e 0.0	e 0.1	e 12.9	e 1.4	e 2.0	e 0.4	e 0.2
Switzerland	146	e 0.1	e 0.6
Taiwan Prov.of China	528	e 0.0	e 0.2	e 0.4
United Kingdom	112	e 0.0	e 0.0	e 0.1	e 0.0	e 3.3	e 4.1	e 4.8	e 2.4	e 3.3
United States	111	e 0.1	e 0.1	e 0.2	e 0.1	e 0.3	e 32.8	e 24.7	e 20.2	e 20.2	e 10.4	e 11.7
Emerg. & Dev. Economies	200	2.6	2,320.0	4,084.7	2,192.0	1,374.9	1,258.2	51.3	170.4	123.9	395.2	347.0	641.3
Emerg. & Dev. Asia	505	0.0	2,314.6	4,083.7	2,190.5	1,366.9	1,238.2	18.1	79.7	70.3	164.7	48.6	61.1
China,P.R.: Mainland	924	e 0.0	e 2,314.6	e 4,083.7	e 2,190.5	e 1,366.7	e 1,194.6	e 18.1	e 79.7	e 70.3	e 164.7	e 48.5	e 54.9
India	534	e 0.1	e 43.5	e 0.1	e 6.2
Indonesia	536	e 0.1
Europe	170	0.0	0.0	0.3	1.0	1.9	0.4	0.1	24.0	5.0	5.5
Emerg. & Dev. Europe	903	0.0	0.0	0.0	0.0	0.1	0.4	0.1	0.4	0.7	2.8
Bulgaria	918	e 0.0	e 0.0	e 0.0	e 0.1	e 0.0
Croatia	960	e 0.0	e 0.1	e 0.4	e 0.0
Poland	964	e 0.1	e 0.1	e 0.2	e 0.1	e 0.0
Romania	968	e 0.0	e 0.3	e 0.0	e 0.0
Turkey	186	e 0.1	e 0.2	e 2.7
CIS	901	0.3	1.0	1.7	23.6	4.3	2.8
Russian Federation	922	e 0.0	e 0.1	e 1.0
Ukraine	926	e 0.3	e 1.0	e 1.7	e 23.6	e 4.2	e 1.7
Mid East, N Africa, Pak	440	2.6	5.4	1.0	1.2	7.0	17.9	31.4	87.6	48.6	41.6	40.9	50.1
Algeria	612	e 11.6
Jordan	439	e 0.1	e 0.4
Oman	449	e 0.2	e 0.0
Pakistan	564	e 2.6	e 5.4	e 1.0	e 1.1	e 6.7	e 17.7	e 31.4	e 87.6	e 48.6	e 41.6	e 40.7	e 37.3
Saudi Arabia	456	e 0.1	e 0.3	e 0.1	e 0.0
Sudan	732	e 0.8
Sub-Saharan Africa	603	0.0	0.0	0.1	0.1	0.2	1.8	2.7	4.9	164.2	250.5	522.5
Kenya	664	e 0.1	e 0.1	e 0.2	e 158.5	e 170.5	e 171.7
Rwanda	714	e 0.0	e 0.0	e 0.2	e 5.6	e 1.3	e 0.7
South Africa	199	e 0.0	e 0.4

South Sudan (733)

In Millions of U.S. Dollars

		Exports (FOB)						Imports (CIF)					
		2012	2013	2014	2015	2016	2017	2012	2013	2014	2015	2016	2017
Tanzania	738	e 0.0	e 0.0	e 1.8	e 2.7	e 4.7	e 0.1	e 0.2
Uganda	746	e 78.6	e 349.6
Zambia	754	e 0.1
Western Hemisphere	205	0.0	0.0	0.0	0.0	0.0	0.8	2.0	2.1
Brazil	223	e 0.0	e 0.5	e 0.7	e 0.2
Uruguay	298	e 0.0	e 0.4	e 1.2	e 1.8
Memorandum Items													
Africa	605	0.0	0.0	0.1	0.1	0.2	1.8	2.7	4.9	164.2	250.5	534.9
Middle East	405	0.1	0.3	0.2	0.2	0.4
European Union	998	0.1	0.2	0.3	0.5	0.4	69.2	66.2	75.8	39.3	40.2
Export earnings: fuel	080	0.1	0.3	0.1	0.3	12.6
Export earnings: nonfuel	092	139.1	2,320.2	4,085.0	2,192.9	1,375.6	1,258.8	99.1	283.8	224.6	509.1	400.5	684.4

Spain (184)

In Millions of U.S. Dollars

		Exports (FOB)						Imports (CIF)					
		2012	2013	2014	2015	2016	2017	2012	2013	2014	2015	2016	2017
IFS World		286,218.4	311,637.4	323,849.6	282,330.1	287,215.3	319,400.2	325,836.7	333,932.5	359,131.2	312,583.2	310,618.1	350,978.9
World	001	295,481.3	317,696.9	324,532.9	282,273.5	289,981.2	320,063.2	337,676.5	340,620.3	358,860.1	311,851.4	310,921.2	352,188.4
Advanced Economies	110	205,541.5	217,104.7	227,430.4	199,895.8	210,120.5	227,913.8	202,759.9	206,139.7	223,395.7	204,677.5	207,603.0	229,238.4
Euro Area	163	149,063.6	156,505.5	162,494.1	142,659.7	150,530.3	165,848.9	152,838.5	155,858.7	168,916.8	153,886.2	157,013.9	172,459.1
Austria	122	2,479.4	2,565.7	2,561.5	2,268.0	2,529.3	2,688.4	2,442.0	2,395.9	2,455.3	2,381.4	2,478.9	2,520.0
Belgium	124	8,246.1	8,336.5	8,253.4	7,493.9	9,220.5	9,696.8	10,084.7	10,829.6	11,499.2	10,269.6	10,538.0	11,921.0
Cyprus	423	374.5	339.5	399.4	305.7	271.1	302.6	21.8	27.0	32.1	20.9	24.2	44.2
Estonia	939	167.8	197.2	204.1	240.5	245.0	278.5	119.6	80.1	974.3	131.5	94.8	124.4
Finland	172	824.2	971.1	1,101.5	1,045.9	1,142.0	1,107.6	1,145.2	1,163.0	1,316.7	1,174.2	1,270.6	1,257.7
France	132	48,181.4	51,370.3	51,367.9	43,916.9	44,437.2	48,727.0	38,486.3	39,608.3	42,379.6	36,850.3	37,972.2	41,991.8
Germany	134	31,429.7	32,386.4	33,822.0	30,811.9	33,300.0	35,852.6	39,680.8	41,444.7	47,473.5	45,013.6	45,628.0	50,107.3
Greece	174	1,908.5	2,029.8	2,582.0	2,185.9	1,981.4	2,583.1	1,065.9	1,397.9	996.5	770.5	739.2	701.4
Ireland	178	929.0	1,158.3	1,503.0	1,614.2	2,136.8	1,795.3	4,440.0	4,454.3	4,229.2	4,714.3	4,104.8	3,863.5
Italy	136	22,110.6	21,846.9	23,157.3	20,654.8	22,484.7	24,902.7	22,485.5	20,654.8	22,029.4	20,051.5	20,899.9	23,815.5
Latvia	941	212.3	223.8	245.9	228.1	220.0	242.7	58.2	73.8	548.7	122.5	173.9	185.2
Lithuania	946	351.7	858.5	935.3	947.5	1,049.9	1,354.6	395.5	983.1	1,023.3	1,246.4	1,319.3	1,680.8
Luxembourg	137	209.9	293.4	359.0	326.9	288.6	329.0	546.7	579.8	743.4	705.0	680.4	627.9
Malta	181	318.6	172.8	319.7	372.2	368.1	468.0	106.4	115.8	102.7	101.8	115.4	86.3
Netherlands	138	9,192.4	9,230.7	10,270.9	8,826.8	9,138.8	10,824.4	18,029.2	16,612.9	17,217.6	15,751.7	16,111.0	17,836.6
Portugal	182	20,831.9	22,976.0	23,663.7	19,951.1	20,107.3	22,757.0	12,261.1	13,618.7	13,884.6	12,477.5	12,506.6	13,098.4
Slovak Republic	936	795.0	887.0	958.6	884.1	1,012.8	1,149.9	1,209.3	1,400.4	1,576.0	1,612.9	1,798.3	1,855.4
Slovenia	961	500.8	661.9	788.8	585.4	596.7	788.7	260.2	418.6	434.6	490.7	558.4	741.6
Australia	193	2,831.0	3,250.1	1,898.5	1,662.6	1,499.5	1,879.0	759.1	492.9	756.3	510.5	522.1	686.1
Canada	156	1,652.2	1,479.9	1,743.4	1,520.4	1,648.0	1,852.6	1,404.2	1,346.1	1,177.6	1,019.3	1,330.3	1,839.7
China,P.R.: Hong Kong	532	1,162.5	1,123.0	1,138.3	942.3	1,048.9	1,138.7	392.8	395.2	335.2	269.3	256.7	252.8
China,P.R.: Macao	546	10.9	13.1	18.3	15.9	17.4	19.5	1.3	1.4	1.0	3.6	1.3	1.9
Czech Republic	935	2,036.8	2,193.5	2,370.0	2,320.0	2,490.3	2,773.0	3,059.3	3,514.6	4,264.1	4,370.9	4,674.1	5,181.6
Denmark	128	1,601.6	1,618.7	1,571.3	1,672.2	1,660.2	1,875.5	2,401.3	2,202.8	2,379.5	2,213.6	2,326.8	2,381.5
Iceland	176	45.2	33.8	47.1	40.6	184.7	59.8	62.3	66.6	76.5	61.5	70.6	64.2
Israel	436	1,349.0	1,603.9	1,530.5	1,474.9	1,598.5	1,715.0	1,045.6	992.2	1,055.1	782.9	798.8	744.4
Japan	158	2,691.6	2,991.4	3,471.2	2,736.1	2,662.0	2,752.0	2,999.3	2,409.9	2,633.6	2,732.9	3,230.9	3,582.1
Korea, Republic of	542	1,386.8	1,442.0	2,632.9	2,048.4	1,813.0	1,950.3	1,952.9	1,985.5	2,074.0	2,425.8	2,397.4	3,666.8
New Zealand	196	151.3	251.6	429.5	272.1	226.1	270.4	142.4	139.2	151.9	143.7	163.4	158.1
Norway	142	1,224.2	1,306.6	1,438.8	1,046.7	1,293.6	1,362.4	2,149.1	2,530.9	2,923.9	1,795.5	1,495.3	2,499.5
San Marino	135	10.1	9.6	10.5	13.2	17.3	18.8	3.8	4.7	10.4	4.6	5.4	5.7
Singapore	576	1,087.0	1,047.1	1,075.5	595.9	610.5	661.8	305.4	342.0	264.9	309.9	286.3	264.9
Sweden	144	2,394.0	2,606.9	2,768.0	2,531.3	2,426.2	2,586.2	3,240.4	3,213.9	3,344.3	2,733.8	2,628.8	2,943.5
Switzerland	146	5,950.9	5,555.6	4,759.7	4,324.9	4,426.5	4,658.5	4,242.0	4,221.2	4,712.7	3,774.1	4,082.9	4,065.0
Taiwan Prov.of China	528	566.8	646.7	1,335.2	537.9	533.6	564.6	981.7	1,039.8	1,120.4	1,033.2	995.6	1,121.9
United Kingdom	112	18,748.1	21,805.2	22,571.0	20,731.9	22,858.2	21,856.0	14,091.2	13,885.8	15,730.2	15,317.7	13,640.7	14,212.8
United States	111	11,577.6	11,620.5	14,126.4	12,748.5	12,575.6	14,070.6	10,687.0	11,495.7	11,467.5	11,288.4	11,681.6	13,106.7
Vatican	187	0.1	0.1	0.1	0.1	0.1	0.1	0.0	0.6	0.1	0.0	0.0	0.0
Emerg. & Dev. Economies	200	77,213.4	86,491.8	84,238.5	73,530.1	72,167.2	82,989.8	134,687.5	134,175.1	135,181.5	106,913.9	103,150.9	122,704.7
Emerg. & Dev. Asia	505	8,880.1	9,446.3	9,884.9	9,159.8	9,671.4	11,710.6	30,131.0	30,196.6	33,963.8	33,463.3	34,539.6	38,915.0
American Samoa	859	0.8	0.7	1.2	1.1	0.7	1.5	0.0	0.0	0.9	0.0	0.0	0.0
Bangladesh	513	93.7	90.3	140.6	128.8	126.1	164.8	1,279.7	1,494.6	1,783.7	1,962.3	2,270.1	2,526.4
Bhutan	514	0.1	0.1	2.2	0.4	0.2	0.3	0.0	0.0	0.1	0.0	1.3
Brunei Darussalam	516	3.3	3.1	4.0	3.4	2.2	3.3	0.0	0.0	0.0	0.0	0.7	0.1
Cambodia	522	7.3	8.6	11.3	10.5	11.6	23.0	207.2	284.1	373.8	417.6	571.2	726.1
China,P.R.: Mainland	924	4,861.1	5,231.5	5,393.3	4,854.5	5,399.7	6,935.0	18,995.8	19,166.6	21,912.3	21,988.4	22,038.8	24,246.0
Fiji	819	0.9	1.0	1.1	1.0	1.7	3.0	0.1	1.5	20.8	2.1	0.4	20.9
F.T. French Polynesia	887	14.0	16.5	17.9	14.8	17.8	18.1	0.2	0.1	0.1	0.1	0.1	0.5
F.T. New Caledonia	839	25.5	30.0	34.6	24.6	25.6	29.3	58.2	55.0	57.5	46.8	41.7	33.3
Guam	829	0.5	1.0	1.6	0.9	2.7	1.4	0.0	0.0	0.0	0.0	0.1	0.0
India	534	1,617.7	1,486.2	1,498.8	1,398.4	1,391.6	1,437.3	3,363.1	2,984.5	3,213.7	3,192.3	3,598.9	4,122.5
Indonesia	536	498.8	503.3	554.6	486.5	429.3	510.6	2,267.6	1,983.4	2,073.7	1,673.2	1,699.8	2,254.8
Kiribati	826	0.0	8.3	1.2	0.0	1.4	0.0	0.0	0.0	0.0	0.0	0.0
Lao People's Dem.Rep	544	1.0	1.8	1.9	1.0	2.4	3.1	9.3	9.9	5.7	7.9	4.0	3.9
Malaysia	548	493.7	463.0	639.8	823.8	674.7	732.3	559.7	552.6	606.3	653.2	571.9	686.1
Maldives	556	2.0	3.2	23.8	7.9	9.3	7.8	5.5	4.7	2.8	3.3	2.9	4.7

Spain (184)

In Millions of U.S. Dollars

		Exports (FOB)						Imports (CIF)					
		2012	2013	2014	2015	2016	2017	2012	2013	2014	2015	2016	2017
Marshall Islands	867	4.1	17.1	3.1	24.4	1.8	59.4	1.4	0.3	0.1	0.2	23.3	39.4
Micronesia	868	0.4	0.4	0.6	0.3	0.7	0.7	0.0	0.0	0.3	0.1
Mongolia	948	13.0	17.4	11.8	4.9	8.7	8.9	0.1	0.2	0.8	0.3	0.6	0.5
Myanmar	518	9.8	22.4	21.5	23.2	29.0	27.6	32.1	41.8	55.1	71.8	97.0	191.0
Nepal	558	3.7	4.2	8.5	3.4	3.7	5.7	3.6	2.9	3.5	3.4	2.5	2.3
Papua New Guinea	853	19.4	4.8	2.0	2.5	1.7	3.1	153.1	164.3	102.5	107.5	88.6	133.1
Philippines	566	351.5	512.0	484.2	446.2	406.9	473.4	145.0	168.6	184.6	191.8	181.4	257.4
Samoa	862	0.1	0.2	0.2	0.2	0.1	0.1	0.0	0.0	0.1	0.0	0.0
Solomon Islands	813	0.3	0.2	0.3	0.0	0.2	0.4	8.1	3.5	8.3	2.5	2.2	2.0
Sri Lanka	524	57.3	64.7	62.8	32.7	73.8	80.8	75.6	72.1	69.4	79.0	86.9	72.3
Thailand	578	536.6	623.3	565.1	453.2	618.3	703.0	846.9	829.4	881.8	798.6	994.1	1,023.2
Timor-Leste	537	0.0	0.2	0.3	0.1	0.1	0.1	0.0	0.1	0.0	0.0	0.0
Tonga	866	0.0	1.9	0.1	0.1	0.1	0.1	0.0
Vanuatu	846	0.5	0.2	0.1	0.4	0.7	0.8	0.0	0.1	0.1	0.1	0.5
Vietnam	582	262.4	326.0	395.9	410.2	427.7	475.2	2,113.7	2,376.4	2,605.9	2,260.3	2,261.2	2,566.6
Asia n.s.	598	0.6	2.9	0.5	0.3	1.1	0.5	5.1	0.0	0.2	0.3	0.7	0.1
Europe	170	24,982.9	26,856.5	26,152.6	21,961.4	22,087.1	26,719.7	26,251.5	29,904.2	30,248.8	23,542.5	24,254.9	27,854.5
Emerg. & Dev. Europe	903	19,143.4	20,610.0	20,471.5	18,419.7	18,419.7	22,546.4	12,539.8	15,104.3	17,255.8	16,558.1	17,995.6	20,359.9
Albania	914	63.1	57.8	81.6	70.4	99.7	113.6	191.6	210.4	171.6	99.1	84.6	132.4
Bosnia and Herzegovina	963	58.8	57.5	80.3	50.7	63.7	66.4	35.0	40.9	32.8	32.1	28.3	27.2
Bulgaria	918	1,372.3	1,772.7	1,602.3	1,284.8	908.3	1,940.7	633.6	611.7	553.0	543.1	699.1	851.6
Croatia	960	300.4	263.7	332.5	414.4	450.0	525.3	50.8	90.8	140.0	199.1	210.7	238.7
Faroe Islands	816	2.4	2.8	5.1	1.9	2.1	2.0	2.5	1.9	2.7	6.5	3.5	5.9
Gibraltar	823	3,013.4	2,474.3	1,840.4	1,177.2	686.2	1,324.3	519.1	395.5	829.3	205.8	73.8	98.9
Hungary	944	1,757.8	1,788.2	1,586.3	1,518.5	1,717.9	1,906.1	2,139.1	2,310.5	2,485.9	2,683.5	2,754.5	2,725.0
Kosovo	967	13.2	16.3	14.6	13.8	16.5	17.5	2.3	4.7	1.2	2.5	0.9	0.4
Macedonia, FYR	962	54.0	51.2	54.4	61.2	58.6	64.5	45.9	42.5	72.3	92.6	106.3	104.3
Montenegro	943	20.2	36.4	31.8	24.0	29.8	35.0	0.6	1.4	0.2	0.4	0.4	0.2
Poland	964	4,606.5	5,299.8	5,416.6	5,480.3	5,583.7	6,509.4	3,620.3	4,764.5	5,753.5	5,443.6	6,089.7	6,688.0
Romania	968	1,596.5	2,201.4	2,615.1	2,516.2	2,847.4	3,296.3	1,128.9	1,806.7	1,986.2	2,011.8	2,316.8	2,575.3
Serbia, Republic of	942	200.9	185.4	188.2	192.2	221.1	278.5	157.0	117.7	154.1	192.8	194.4	179.8
Turkey	186	6,083.8	6,402.4	6,622.3	5,614.1	5,734.9	6,466.7	4,013.0	4,705.1	5,072.8	5,045.1	5,432.5	6,732.1
CIS	901	4,874.8	5,234.9	4,616.9	2,658.2	2,726.5	3,170.5	13,659.2	14,747.5	12,938.7	6,935.1	6,201.9	7,424.0
Armenia	911	42.9	45.8	39.6	20.5	23.9	30.5	51.3	33.6	51.8	37.1	110.2	142.5
Azerbaijan, Rep. of	912	67.2	104.5	106.3	78.3	39.0	50.9	70.3	145.5	953.3	471.0	559.6	415.9
Belarus	913	120.0	190.8	199.0	93.1	74.4	93.9	112.4	66.3	17.2	34.0	25.7	29.9
Georgia	915	81.5	103.9	77.7	76.6	74.3	82.3	37.3	34.6	107.8	52.3	46.4	43.9
Kazakhstan	916	216.9	392.9	263.6	151.5	270.6	186.6	1,045.5	2,130.8	2,239.2	1,327.4	795.0	1,738.3
Kyrgyz Republic	917	5.5	8.1	14.0	5.3	5.9	5.8	0.0	0.5	0.2	1.3	0.1	0.2
Moldova	921	26.3	36.3	33.1	28.1	30.0	31.2	14.7	21.2	17.0	18.7	34.4	44.4
Russian Federation	922	3,789.7	3,732.4	3,446.3	1,852.5	1,770.4	2,164.4	10,272.5	10,768.5	7,997.2	3,700.6	3,416.3	3,556.5
Tajikistan	923	0.8	1.8	4.9	3.8	3.6	1.4	0.0	0.1	0.0	0.0	0.1
Turkmenistan	925	33.4	42.1	18.1	21.5	20.1	7.9	9.9	53.0	12.6	60.6	3.6	13.7
Ukraine	926	474.1	554.9	379.5	255.1	334.5	441.5	2,044.4	1,488.6	1,538.5	1,229.5	1,204.0	1,429.9
Uzbekistan	927	16.6	21.2	34.8	71.9	79.9	74.0	1.1	4.9	4.0	2.6	6.7	8.6
Europe n.s.	884	964.7	1,011.7	1,064.2	883.6	940.8	1,002.9	52.5	52.3	54.4	49.4	57.4	70.6
Mid East, N Africa, Pak	440	21,416.4	24,779.1	24,884.8	21,935.3	22,174.8	23,357.8	35,186.3	33,769.4	30,926.0	22,344.2	21,409.7	26,635.0
Afghanistan, I.R. of	512	18.5	17.9	14.4	4.0	5.0	9.3	3.7	13.7	3.2	2.1	0.4	0.8
Algeria	612	4,441.9	5,152.2	4,900.2	3,608.0	3,314.0	3,016.6	8,848.6	12,294.6	12,080.9	7,218.4	5,000.3	5,154.2
Bahrain, Kingdom of	419	136.9	132.1	174.3	149.5	143.0	138.6	136.5	79.9	68.9	93.4	89.9	108.9
Djibouti	611	7.7	15.0	15.0	21.2	43.4	64.4	0.4	1.4	3.5	4.4	6.2	1.1
Egypt	469	1,381.5	1,430.0	1,525.0	1,510.8	1,534.4	1,391.1	1,450.3	1,161.0	783.4	536.1	895.0	1,254.3
Iran, I.R. of	429	640.3	416.3	387.0	258.2	397.1	500.5	950.9	91.0	151.1	167.3	968.4	1,745.5
Iraq	433	134.6	246.0	310.2	228.5	176.9	215.5	3,897.9	1,455.3	1,068.3	1,286.5	1,393.4	1,417.5
Jordan	439	266.5	276.3	400.9	326.6	484.0	483.7	39.9	39.1	52.1	54.9	33.3	41.2
Kuwait	443	275.1	352.1	507.6	409.5	393.2	459.8	337.8	68.5	147.4	91.0	65.0	94.8
Lebanon	446	503.8	455.0	515.8	576.6	527.4	592.3	43.0	38.0	38.1	41.6	30.0	49.9
Libya	672	488.5	615.4	762.9	440.3	378.9	616.2	4,282.8	2,548.2	1,119.3	659.1	941.8	2,500.5
Mauritania	682	180.6	180.7	209.9	152.5	126.5	174.2	124.9	108.9	158.4	195.7	206.9	303.2
Morocco	686	6,758.9	7,287.8	7,713.2	6,772.0	7,857.6	9,023.4	3,937.5	4,565.6	5,343.7	5,290.4	6,166.0	7,000.0

Spain (184)

In Millions of U.S. Dollars

		Exports (FOB)						Imports (CIF)					
		2012	2013	2014	2015	2016	2017	2012	2013	2014	2015	2016	2017
Oman	449	192.2	528.4	401.3	566.7	472.7	293.7	101.4	199.8	70.2	87.9	24.9	40.0
Pakistan	564	196.0	189.4	167.2	247.6	270.9	275.1	486.5	564.0	814.7	828.3	872.1	990.3
Qatar	453	241.4	283.9	312.6	301.9	378.1	465.4	1,794.2	1,604.4	1,300.3	852.3	567.0	864.3
Saudi Arabia	456	2,120.1	3,151.3	3,030.2	3,423.5	2,619.3	2,553.4	7,779.6	7,713.6	6,906.7	3,778.2	3,335.2	4,174.6
Somalia	726	0.2	0.7	1.5	6.8	10.8	13.0	0.1	0.1	0.1	1.0	0.5	0.0
Sudan	732	39.4	44.9	31.5	34.6	38.2	34.0	2.2	24.5	19.1	1.1	1.0	14.1
Syrian Arab Republic	463	114.1	25.3	45.8	35.5	43.7	48.7	9.4	14.4	4.5	11.0	24.5	53.5
Tunisia	744	1,276.9	1,223.8	1,215.3	812.6	961.7	971.0	668.2	684.9	505.1	623.1	402.7	426.1
United Arab Emirates	466	1,943.3	2,655.2	2,173.8	2,008.3	1,941.5	1,960.4	286.5	493.9	280.8	518.4	381.9	390.0
West Bank and Gaza	487	9.2	14.1	21.3	26.2	31.0	25.4	0.0	0.0	0.0	0.0	0.6	0.3
Yemen, Republic of	474	48.7	85.3	47.9	14.0	25.5	32.1	4.1	4.5	6.4	1.9	2.5	10.0
Sub-Saharan Africa	603	4,878.0	6,028.6	5,247.3	4,532.0	4,007.8	4,557.5	16,190.8	15,850.3	17,128.8	11,583.6	8,092.9	10,253.6
Angola	614	407.2	488.6	361.2	230.1	167.3	264.0	1,425.2	2,885.2	3,626.3	2,247.8	912.7	1,077.2
Benin	638	76.7	74.2	110.5	78.1	54.3	50.5	3.1	2.5	2.9	3.3	6.0	2.8
Botswana	616	3.9	5.7	3.4	1.2	4.6	7.7	2.2	0.5	1.0	0.0	0.1	0.1
Burkina Faso	748	44.5	40.6	65.9	45.8	60.4	71.2	1.7	9.0	10.3	7.1	43.6	55.8
Burundi	618	0.8	0.6	0.6	0.5	0.2	0.2	0.5	0.3	0.2	0.0	0.1
Cabo Verde	624	51.2	51.2	58.5	44.9	94.0	101.8	56.6	43.1	57.7	46.3	57.6	49.1
Cameroon	622	113.3	195.8	157.0	111.7	118.0	124.8	532.1	581.7	801.2	283.8	284.7	339.4
Central African Rep.	626	4.3	2.9	6.0	6.6	7.0	4.6	1.4	0.8	0.2	0.4	0.7	0.6
Chad	628	7.4	10.1	9.4	9.7	7.1	9.0	0.2	0.8	0.7	0.6	0.1	0.2
Comoros	632	3.0	1.2	2.0	1.6	4.8	4.3	0.2	0.4	0.3	0.3	0.4	0.0
Congo, Dem. Rep. of	636	25.1	41.8	44.9	43.3	26.3	25.0	10.9	157.7	92.5	69.1	180.9	179.5
Congo, Republic of	634	45.3	68.3	56.6	68.0	40.6	30.4	622.6	142.2	108.2	226.6	60.0	172.3
Côte d'Ivoire	662	175.1	247.3	249.5	250.7	259.0	278.1	248.5	260.8	275.0	284.0	375.1	392.4
Equatorial Guinea	642	379.8	444.7	424.0	290.1	260.9	175.9	1,117.7	1,066.3	703.4	628.6	574.5	249.2
Eritrea	643	0.7	1.8	1.2	2.3	3.0	4.4	0.2	0.2	0.2	19.0
Eswatini, Kingdom of	734	1.0	0.7	0.9	2.6	3.8	1.2	34.9	53.5	34.6	22.5	18.1	23.4
Estonia	939	167.8	197.2	204.1	240.5	245.0	278.5	119.6	80.1	974.3	131.5	94.8	124.4
Ethiopia	644	131.8	63.9	65.8	102.6	92.7	93.0	12.5	19.4	9.8	50.6	8.6	15.8
Gabon	646	51.5	73.1	67.7	46.4	39.9	30.2	469.8	668.1	446.2	449.6	143.3	167.7
Gambia, The	648	13.0	26.1	13.2	15.4	27.8	30.9	1.7	2.1	2.0	1.9	1.5	2.3
Ghana	652	334.8	235.8	250.1	229.7	209.7	255.3	105.0	205.0	129.3	104.7	95.2	162.5
Guinea	656	47.7	61.3	56.3	45.3	51.7	61.1	195.0	179.7	182.6	179.6	106.9	124.2
Guinea-Bissau	654	8.1	12.4	17.6	16.4	16.6	12.9	5.8	1.4	0.0	0.2	0.1	0.0
Kenya	664	145.7	121.1	107.2	113.9	87.8	90.9	34.9	26.6	39.5	41.3	32.8	37.7
Lesotho	666	0.2	0.5	0.1	0.2	0.3	0.4	0.0	0.0	0.1	0.0	0.0	0.0
Liberia	668	24.3	51.9	59.5	17.8	23.7	17.5	105.1	99.5	46.6	21.1	8.0	9.8
Madagascar	674	66.0	58.9	43.7	33.2	30.2	46.2	67.2	68.3	64.7	73.8	75.7	75.2
Malawi	676	3.0	2.3	1.5	6.4	2.4	7.3	32.4	9.8	12.9	8.6	6.2	7.1
Mali	678	48.4	44.7	53.1	47.3	99.7	60.5	1.1	1.1	2.7	1.7	2.2	1.1
Mauritius	684	136.4	168.9	148.4	100.8	92.8	94.7	168.4	135.4	125.8	93.3	84.2	102.3
Mozambique	688	44.0	56.0	56.0	64.6	27.4	30.8	281.8	291.6	305.7	194.7	180.4	248.7
Namibia	728	29.5	63.0	36.5	37.1	30.7	62.9	261.7	237.1	277.1	218.1	204.5	231.5
Niger	692	7.8	9.6	23.6	8.1	7.4	9.4	3.1	1.9	1.3	2.7	2.8	2.6
Nigeria	694	423.7	504.1	444.2	340.3	240.8	323.4	9,085.7	7,539.1	8,634.3	5,194.1	3,479.8	4,944.5
Rwanda	714	8.3	2.7	3.7	5.7	1.5	2.6	0.6	0.2	0.2	0.1	0.4	0.4
São Tomé & Príncipe	716	0.8	0.7	1.1	1.7	2.6	1.6	1.1	0.8	1.4	1.8	2.0	1.4
Senegal	722	225.2	373.7	197.6	312.5	278.9	420.4	88.2	82.7	106.2	84.1	99.8	138.9
Seychelles	718	137.0	154.2	116.3	147.0	111.1	114.7	9.7	24.2	23.5	23.5	28.9	41.2
Sierra Leone	724	22.5	20.3	23.9	26.2	12.2	19.2	1.5	1.9	1.5	0.1	2.4	0.4
South Africa	199	1,360.8	1,883.7	1,641.9	1,420.9	1,265.0	1,382.6	1,064.1	903.9	884.5	908.0	920.7	1,257.8
South Sudan, Rep. of	733	1.6	1.1	2.8	3.0	1.2	0.0	0.0	0.0
Tanzania	738	37.3	43.5	44.6	32.9	28.0	41.8	22.3	28.2	22.0	26.5	18.2	22.6
Togo	742	199.9	283.9	184.8	132.3	81.5	147.9	10.7	27.6	7.6	6.6	9.6	17.9
Uganda	746	14.4	11.8	13.1	18.1	20.3	16.3	50.9	45.9	43.7	37.7	32.1	40.5
Zambia	754	12.4	14.6	12.2	15.5	6.2	13.6	28.8	29.4	4.5	9.9	21.8	24.6
Zimbabwe	698	4.4	4.4	7.2	3.7	3.4	14.8	23.3	14.9	38.5	28.8	9.7	13.9
Africa n.s.	799	0.0	4.4	3.9	0.0	1.3	0.3	0.4	0.0	0.1	0.0	0.4	0.3

Spain (184)

In Millions of U.S. Dollars

		Exports (FOB)						Imports (CIF)					
		2012	2013	2014	2015	2016	2017	2012	2013	2014	2015	2016	2017
Western Hemisphere	205	17,056.0	19,381.3	18,069.0	15,941.7	14,226.1	16,644.2	26,928.0	24,454.7	22,914.1	15,980.3	14,853.8	19,046.6
Anguilla	312	0.2	0.6	0.3	0.0	0.3	0.1	0.0	0.0	0.0	0.0	0.0
Antigua and Barbuda	311	28.9	1.3	1.7	1.9	4.2	22.0	0.2	0.4	0.5	3.2	0.1	0.2
Argentina	213	1,258.2	1,774.1	1,737.4	1,457.8	941.9	1,466.0	2,443.2	1,899.5	1,652.4	1,522.3	1,678.5	1,786.6
Aruba	314	6.6	5.9	15.1	18.1	11.4	13.5	0.4	0.6	0.5	0.7	0.5	0.7
Bahamas, The	313	109.6	59.3	112.0	155.0	52.4	203.9	28.3	1.2	1.0	1.6	8.1	7.3
Barbados	316	4.6	5.6	7.0	11.5	11.2	11.2	2.1	2.7	1.7	2.1	1.6	0.9
Belize	339	7.0	14.4	49.8	16.3	1.3	13.3	15.5	14.0	5.8	10.1	13.5	18.9
Bermuda	319	14.6	38.2	1.5	7.5	1.8	2.1	16.3	0.0	0.8	0.9	0.7	0.1
Bolivia	218	94.3	174.4	148.7	149.7	101.1	165.5	90.0	52.8	66.7	83.0	116.6	95.6
Brazil	223	3,602.0	4,832.2	4,250.4	3,024.4	2,486.6	2,832.5	4,211.3	4,273.9	3,857.9	3,256.9	3,055.4	4,464.0
Chile	228	1,416.3	1,718.6	1,443.4	1,517.1	1,545.5	1,543.3	1,981.5	1,984.3	1,947.0	1,523.6	1,533.9	2,096.0
Colombia	233	798.4	968.4	1,043.3	975.5	974.3	1,096.9	3,263.2	2,640.2	3,082.3	1,718.6	1,119.7	1,084.1
Costa Rica	238	173.7	233.8	185.8	201.9	199.2	244.1	121.8	116.3	174.8	173.2	204.8	224.6
Curacao	354	12.3	118.7	39.6	12.2	13.1	39.7	32.8	20.8	51.6	24.9
Dominica	321	0.4	0.3	0.5	0.3	0.3	0.2	0.1	0.0	0.0	0.0	0.0	0.2
Dominican Republic	243	514.3	354.6	365.5	509.4	608.3	583.3	115.1	118.8	104.9	93.3	109.8	111.7
Ecuador	248	753.5	939.2	918.4	416.8	384.2	581.3	545.7	687.5	599.6	529.0	570.7	666.6
El Salvador	253	74.2	99.3	81.1	85.5	81.5	101.2	64.6	69.5	59.8	41.9	56.3	82.1
Falkland Islands	323	2.4	15.4	11.7	3.1	5.2	34.7	157.3	134.1	149.1	144.9	189.8	166.8
Greenland	326	0.2	0.4	26.2	0.7	10.0	0.3	0.0	0.2	0.0	0.0
Grenada	328	0.2	0.4	0.2	0.2	0.9	0.6	0.4	0.0	0.2	0.0	0.0	0.0
Guatemala	258	169.3	199.0	276.6	226.4	216.7	249.7	117.2	128.8	130.5	96.8	92.6	125.9
Guyana	336	1.6	2.0	1.5	1.8	2.9	3.0	8.5	5.3	5.2	6.6	11.6	5.3
Haiti	263	15.9	23.6	28.6	29.3	29.5	23.0	5.3	4.0	4.5	5.2	7.4	5.5
Honduras	268	74.3	85.1	132.9	129.1	81.1	114.1	61.7	51.9	56.3	48.0	49.7	87.8
Jamaica	343	18.8	30.1	40.2	79.7	71.6	54.6	0.6	0.5	0.8	0.5	1.2	0.9
Mexico	273	4,202.1	4,279.1	4,606.8	4,717.8	4,527.4	5,197.1	7,204.9	7,129.1	6,264.6	3,578.2	3,557.4	4,355.6
Montserrat	351	0.0	0.1	0.0	0.1	0.1	0.0	0.0	0.0	0.0
Netherlands Antilles	353	16.2	155.0
Nicaragua	278	79.8	57.4	45.3	46.4	50.0	58.5	68.4	77.0	107.4	63.9	60.7	60.4
Panama	283	508.6	687.0	561.2	420.3	372.5	426.9	71.7	54.1	67.5	47.8	54.6	72.2
Paraguay	288	76.0	105.5	122.2	111.5	113.3	136.5	175.3	343.0	136.7	170.1	166.5	235.6
Peru	293	745.8	852.1	660.4	658.7	653.4	1,004.8	2,202.5	1,869.7	1,714.4	1,318.2	1,615.0	2,497.7
Sint Maarten	352	4.0	2.5	2.9	5.4	3.6	0.0	0.2	0.0	0.5	0.5
St. Kitts and Nevis	361	0.4	3.5	0.2	0.4	4.0	1.7	0.0	0.1	0.1	0.0	0.4	0.2
St. Lucia	362	0.5	0.5	0.7	2.1	19.8	3.7	0.0	0.0	0.0	0.0	0.0	0.2
St. Vincent & Grens.	364	9.5	0.8	0.3	0.2	0.8	0.4	3.7	0.0	0.0	0.1	1.5	0.3
Suriname	366	6.0	6.9	7.4	11.5	9.6	8.4	1.9	4.0	1.8	3.1	0.7	0.7
Trinidad and Tobago	369	23.9	28.0	25.7	30.2	34.0	28.1	915.3	925.4	779.9	454.0	142.8	225.6
Uruguay	298	214.2	334.2	311.3	330.6	351.4	250.8	145.5	143.9	115.4	117.8	101.7	111.5
Venezuela, Rep. Bol.	299	1,989.1	1,398.6	716.8	399.2	238.9	124.0	1,729.3	1,678.0	1,763.2	939.1	276.3	427.2
Western Hem. n.s.	399	44.4	35.0	9.6	151.0	9.9	26.2	1,003.8	4.2	27.7	4.8	1.5	2.2
Other Countries n.i.e	910	950.6	1,061.9	918.7	1,067.4	1,004.7	1,020.1	200.6	254.0	149.9	137.7	146.0	192.2
Cuba	928	948.8	1,061.0	918.6	1,067.2	1,003.9	1,019.1	199.8	253.2	149.2	137.2	145.7	191.7
Korea, Dem. People's Rep.	954	1.9	0.9	0.2	0.3	0.8	1.0	0.8	0.7	0.7	0.5	0.3	0.5
Special Categories	899	8,847.5	1,166.9	55.8	220.4	4,832.2	6,133.5	0.0	0.0	0.1
Countries & Areas n.s.	898	2,928.2	11,871.6	11,889.5	7,559.8	1,856.7	2,006.0	28.5	51.5	133.0	122.4	21.3	53.0
Memorandum Items													
Africa	605	17,583.7	19,931.9	19,332.8	15,936.9	16,357.1	17,852.9	29,772.6	33,530.3	35,239.6	24,917.9	19,876.6	23,152.3
Middle East	405	8,496.2	10,666.7	10,616.7	10,276.0	9,546.7	9,776.8	21,114.2	15,511.6	11,997.4	8,179.5	8,753.4	12,745.2
European Union	998	183,477.7	196,055.7	203,327.2	181,129.3	191,472.5	209,117.5	183,203.4	188,260.1	205,553.5	189,403.4	192,355.2	210,257.2
Export earnings: fuel	080	19,747.4	22,992.7	21,063.7	16,474.4	14,834.8	15,495.4	59,083.2	57,937.1	54,213.0	32,784.8	24,942.3	31,334.8
Export earnings: nonfuel	092	275,733.8	294,704.2	303,469.2	265,799.0	275,146.4	304,567.9	278,593.3	282,683.2	304,647.1	279,066.6	285,978.9	320,853.6

Sri Lanka (524)

In Millions of U.S. Dollars

		Exports (FOB)						Imports (CIF)					
		2012	2013	2014	2015	2016	2017	2012	2013	2014	2015	2016	2017
IFS World		9,773.5	10,394.3	11,130.1	10,546.5	10,309.7	11,360.2	19,190.2	18,002.8	19,416.8	18,934.6	19,182.8	20,979.8
World	001	10,085.1	11,211.2	10,897.7	9,744.5	10,046.0	11,164.5	15,843.8	17,906.6	19,212.0	15,124.5	19,238.6	20,748.0
Advanced Economies	110	6,078.1	6,785.4	7,385.6	6,873.5	6,952.2	7,457.8	5,856.1	6,701.3	6,439.2	6,514.1	6,591.6	6,850.6
Euro Area	163	1,900.5	2,015.4	2,157.5	1,821.5	1,860.7	2,060.1	1,350.0	1,214.0	1,134.8	1,127.8	1,302.5	1,251.3
Austria	122	31.3	29.5	29.8	28.1	26.0	28.3	41.0	45.8	62.1	81.3	100.3	67.1
Belgium	124	449.2	481.2	318.5	282.4	337.9	346.6	362.0	220.8	137.2	150.1	69.9	77.5
Cyprus	423	1.7	1.5	3.2	1.3	1.1	3.2	8.3	1.8	2.4	2.5	2.8	2.3
Estonia	939	3.3	3.8	4.8	4.4	4.7	6.4	2.4	3.1	1.6	2.1	5.8	3.9
Finland	172	12.7	15.3	21.0	12.3	14.9	16.2	21.4	11.9	9.6	12.7	15.0	10.8
France	132	173.6	196.4	263.4	192.0	156.8	190.8	145.1	134.2	162.8	116.7	147.8	159.9
Germany	134	443.4	463.0	496.7	474.8	498.4	538.4	318.3	384.6	327.2	345.7	435.4	400.6
Greece	174	7.5	7.6	7.6	6.6	6.3	7.9	4.7	5.0	7.1	8.4	7.5	6.1
Ireland	178	25.8	39.9	49.6	35.1	37.1	43.4	7.0	8.9	13.8	11.5	17.8	18.7
Italy	136	501.0	509.0	614.0	434.0	428.0	529.4	292.7	252.1	265.0	209.6	276.1	304.9
Latvia	941	7.9	9.3	9.9	5.8	6.0	6.9	0.3	0.4	0.4	0.6	0.8	0.6
Lithuania	946	7.6	8.0	10.5	7.4	4.0	4.0	18.6	2.3	2.8	14.2	1.6	1.8
Luxembourg	137	0.0	0.1	0.1	0.2	0.1	0.0	0.3	0.8	1.8	1.5
Malta	181	0.9	0.4	3.9	0.8	0.5	0.5	7.6	2.5	1.2	0.9	0.9	1.2
Netherlands	138	153.6	187.9	242.7	220.0	207.8	220.4	79.1	86.2	83.6	114.2	113.6	77.6
Portugal	182	4.5	4.6	7.7	5.4	8.3	10.0	3.7	3.8	5.6	5.9	7.8	8.0
Slovak Republic	936	18.2	13.5	5.3	32.1	36.7	28.3	0.6	3.5	0.5	5.7	15.6	16.8
Slovenia	961	2.2	1.7	3.5	3.1	3.9	5.1	1.3	1.1	1.1	3.2	4.7	4.5
Spain	184	56.1	42.9	65.4	75.8	82.2	74.1	35.9	46.1	50.4	41.7	77.4	87.4
Australia	193	132.8	153.8	163.3	159.5	164.9	188.4	216.5	213.6	237.4	269.8	196.6	246.5
Canada	156	141.1	150.4	171.3	180.5	179.1	208.9	312.5	287.2	309.7	292.9	252.2	227.1
China,P.R.: Hong Kong	532	104.0	129.8	139.8	118.0	130.5	183.6	201.1	429.8	351.1	380.1	466.2	421.9
China,P.R.: Macao	546	0.5	0.4	0.7	0.7	0.5	0.8	0.6	0.4	0.2	0.3	1.0	0.6
Czech Republic	935	12.6	14.9	14.9	14.4	15.4	16.8	9.0	13.6	11.4	14.8	13.1	14.1
Denmark	128	25.6	28.3	29.9	28.4	26.1	36.5	36.1	57.0	62.3	43.6	60.7	44.9
Iceland	176	0.5	0.3	0.4	0.3	0.3	0.2	2.7	0.5	0.2	0.3	0.1	0.1
Israel	436	74.1	94.5	127.6	107.4	93.4	78.9	83.5	76.7	70.4	51.8	80.7	66.4
Japan	158	212.8	222.1	236.0	214.3	200.0	207.0	558.0	669.4	941.1	1,392.1	951.1	1,038.6
Korea, Republic of	542	44.2	77.6	72.8	64.1	68.8	62.7	329.4	298.9	413.8	308.5	324.9	336.9
New Zealand	196	21.5	25.3	25.8	23.5	23.6	27.9	244.9	218.7	253.2	185.5	196.0	286.8
Norway	142	19.2	20.2	19.6	17.8	20.8	19.7	12.1	13.4	12.5	13.3	13.4	9.5
San Marino	135	0.3	0.4
Singapore	576	93.4	103.2	140.1	78.1	107.8	191.4	1,275.3	1,804.6	1,270.6	922.5	1,030.7	1,292.7
Sweden	144	61.1	60.2	71.1	64.1	68.7	78.3	76.9	70.3	54.2	85.7	64.7	65.5
Switzerland	146	91.4	121.3	139.7	102.3	100.4	101.0	236.5	244.6	129.6	127.4	274.2	303.7
Taiwan Prov.of China	528	24.4	30.5	39.3	44.2	38.5	49.1	380.6	454.7	443.3	460.5	496.1	482.1
United Kingdom	112	1,032.3	1,079.5	1,115.4	1,030.9	1,043.8	1,035.2	296.8	281.2	290.7	365.6	327.7	267.9
United States	111	2,085.9	2,457.7	2,720.5	2,803.4	2,808.6	2,911.5	233.7	352.6	452.7	471.6	539.3	493.7
Vatican	187	0.1	0.0	0.0	0.0
Emerg. & Dev. Economies	200	4,005.8	4,425.5	3,464.5	2,869.7	3,065.8	3,702.5	9,943.4	11,199.1	12,762.0	8,601.4	12,625.9	13,877.5
Emerg. & Dev. Asia	505	1,029.9	1,028.2	1,253.0	1,024.6	1,188.1	1,454.4	6,097.7	7,795.0	9,452.8	6,089.6	10,096.9	10,586.9
American Samoa	859	0.0	0.0	0.6	1.1	0.3	1.7	0.2
Bangladesh	513	56.2	80.2	90.2	92.7	112.3	122.4	26.6	25.1	26.1	38.0	29.4	43.7
Bhutan	514	0.0	0.0	0.0	0.0	0.3	0.0	0.0
Brunei Darussalam	516	0.2	0.3	0.1	0.1	0.1	0.1	0.1	0.1	0.0
Cambodia	522	3.7	4.9	7.8	7.1	5.9	4.8	0.7	0.8	0.3	1.0	6.8	0.9
China,P.R.: Mainland	924	105.0	119.5	173.5	195.9	232.5	974.1	2,960.0	3,414.1	4,270.2	3,949.9
Fiji	819	2.9	3.4	3.1	3.1	3.3	3.1	0.0	0.1	0.9	1.0	2.3	0.8
F.T. French Polynesia	887	0.0	0.0	0.1	0.4	0.4	0.0	0.0
F.T. New Caledonia	839	0.1	0.2	0.1	0.2	0.2	0.2	0.1	0.1	0.0	0.0	0.0	0.7
Guam	829	0.6	0.0	0.4	0.0
India	534	563.9	553.3	624.6	644.8	550.9	689.4	3,524.5	3,125.8	3,977.1	4,284.9	3,826.4	4,495.8
Indonesia	536	82.5	39.2	42.2	32.9	39.2	45.2	421.9	440.8	590.8	435.3	379.3	371.1
Kiribati	826	0.0	0.0	0.1	0.0	0.1	0.1	0.5
Lao People's Dem.Rep	544	0.1	0.1	0.0	0.0	2.1	0.2	0.1	0.0	0.4	7.6	0.3
Malaysia	548	67.2	47.0	42.4	35.3	33.1	51.5	547.3	570.4	715.6	510.8	641.5	641.5

Sri Lanka (524)

In Millions of U.S. Dollars

		Exports (FOB)						Imports (CIF)					
		2012	2013	2014	2015	2016	2017	2012	2013	2014	2015	2016	2017
Maldives	556	50.9	58.4	88.0	77.1	95.2	107.6	16.1	13.2	10.0	20.1	85.8	163.4
Mongolia	948	1.2	1.0	1.3	1.0	1.1	1.3	0.2	2.8	5.8	2.1	7.3
Myanmar	518	0.5	1.1	5.2	1.7	1.2	2.0	3.6	9.0	29.7	21.6	31.9	80.0
Nepal	558	1.1	4.9	3.8	3.7	1.0	1.7	0.2	0.1	0.0	0.0	0.2	0.1
Papua New Guinea	853	0.8	2.1	1.5	1.0	1.0	1.3	1.1	1.7	1.3	1.3	0.3	1.6
Philippines	566	7.8	8.4	34.5	17.5	14.8	37.1	19.4	31.8	29.6	28.1	26.6	30.0
Samoa	862	0.0	0.0	0.0	0.0	0.1	0.0	0.0	0.0
Solomon Islands	813	0.0	0.0	0.5	0.0	1.1	0.1	0.0	0.0
Thailand	578	64.9	61.5	54.4	33.4	35.3	52.6	460.0	428.9	461.9	497.7	514.6	518.5
Timor-Leste	537	0.0	0.0	0.0	0.1	0.0	0.0
Vanuatu	846	0.0	0.1	0.0	0.0	0.0	0.0	0.1
Vietnam	582	20.1	42.5	78.8	73.0	94.6	99.8	97.9	181.7	192.1	243.7	269.8	280.9
Asia n.s.	598	1.0	0.0	0.0	0.0	3.0	3.0	0.1	0.0	0.2	0.1
Europe	170	578.1	670.4	750.0	537.1	521.5	668.5	288.4	319.8	388.6	387.6	412.2	493.7
Emerg. & Dev. Europe	903	192.8	253.8	342.7	255.4	243.9	342.1	72.8	84.5	102.9	98.5	122.3	158.2
Albania	914	3.9	6.5	8.4	8.8	6.3	9.4	0.1	0.0	0.1	0.1	0.1	0.1
Bosnia and Herzegovina	963	0.1	0.0	0.1	1.8	3.6	3.9	1.4	9.5	2.9	0.3	0.2	0.7
Bulgaria	918	1.8	1.8	2.2	1.5	2.0	2.5	5.8	5.7	9.6	6.2	6.2	7.9
Croatia	960	1.5	1.1	1.8	1.1	1.6	1.1	0.0	0.5	0.7	0.3	0.8	1.3
Gibraltar	823	0.4	0.4	0.0	0.6	0.0	0.0
Hungary	944	5.4	5.3	8.6	11.8	23.1	32.5	1.5	1.7	5.4	18.2	11.3	7.2
Macedonia, FYR	962	0.8	1.0	0.8	0.6	0.7	0.1	0.0
Montenegro	943	0.0	0.1	0.2	0.0	0.0
Poland	964	38.7	47.7	52.5	43.4	46.3	47.6	11.2	13.0	17.4	22.9	28.0	44.6
Romania	968	5.6	4.6	7.6	5.9	9.1	10.4	1.7	13.6	14.8	0.9	4.4	8.4
Serbia, Republic of	942	0.3	0.5	0.6	0.3	2.0	3.0
Turkey	186	135.0	185.2	259.7	181.0	150.6	232.7	51.0	40.3	51.5	49.7	69.2	85.0
CIS	901	384.9	416.5	407.3	281.7	277.5	326.3	213.4	235.1	285.7	288.8	289.2	319.3
Armenia	911	1.4	0.8	0.7	0.9	1.4	0.8	0.1	0.0
Azerbaijan, Rep. of	912	43.4	52.1	55.5	47.0	46.4	64.9	0.0	0.0	0.0	0.0
Belarus	913	5.3	5.8	5.6	3.2	2.7	4.6	9.5	8.6	16.5	18.5	19.4	17.4
Georgia	915	1.3	2.5	4.2	2.0	2.4	2.6	2.2	6.4	0.4	0.7	0.3	0.4
Kazakhstan	916	5.4	5.7	5.5	4.8	2.8	4.4	0.2	1.2	1.2	0.3	7.0	8.6
Kyrgyz Republic	917	4.3	5.0	5.1	3.9	3.6	0.0	0.1	0.2	0.0	0.1
Moldova	921	2.8	2.9	3.5	2.0	1.4	0.8	0.0	0.1	0.0	2.3	0.0	0.0
Russian Federation	922	255.0	275.8	273.8	193.6	182.0	209.8	90.1	145.5	260.2	242.1	199.9	175.0
Tajikistan	923	0.3	0.2	0.3	0.5	0.5	0.0	0.1	0.2	0.1	0.0
Turkmenistan	925	0.8	0.3	0.6	0.7	0.2	0.0
Ukraine	926	55.8	58.5	42.2	22.4	27.7	28.0	104.3	29.3	4.8	4.3	62.3	114.4
Uzbekistan	927	9.1	6.9	10.1	5.7	5.6	6.1	7.0	43.8	2.1	20.5	0.2	3.4
Europe n.s.	884	0.4	0.2	0.0	0.2	0.2	2.3	0.2	0.1	0.2	0.7	16.3
Mid East, N Africa, Pak	440	1,913.2	2,109.8	1,036.3	907.8	914.6	1,037.8	3,356.5	2,820.6	2,671.6	1,840.2	1,649.7	2,274.0
Afghanistan, I.R. of	512	1.4	0.1	0.1	0.5	0.6	0.7	0.0	0.1	0.0	0.0	0.0	0.1
Algeria	612	1.5	1.2	1.1	0.6	0.5	0.8	0.1	0.1	0.0	0.9
Bahrain, Kingdom of	419	4.2	5.1	7.4	4.4	5.6	12.3	2.8	55.7	18.6	25.3	14.0	16.5
Djibouti	611	0.4	0.1	0.1	0.1	0.0	0.1	0.0	0.0	0.0	0.1	0.5	0.6
Egypt	469	40.0	44.1	41.2	37.0	21.9	36.2	21.0	22.5	27.6	26.6
Iran, I.R. of	429	187.8	204.9	181.0	155.1	172.6	177.0	649.4	11.6	7.8	7.1	7.0	10.7
Iraq	433	84.5	84.8	92.0	104.9	111.8	146.8	0.1	0.2	0.3	0.4	0.5	0.6
Jordan	439	43.2	44.0	45.0	38.5	32.7	40.3	0.8	0.5	0.8	1.5	2.2	0.9
Kuwait	443	31.7	53.2	53.0	40.0	28.9	33.2	14.0	17.6	22.1	27.4	17.2	15.3
Lebanon	446	14.5	19.2	26.9	25.1	30.9	36.8	0.2	0.2	0.6	0.3	0.1	0.5
Libya	672	64.0	30.5	45.9	33.0	46.2	52.5	0.0	0.1	0.4	0.2	0.0	0.0
Mauritania	682	1.1	1.4	1.6	1.7	0.9	1.0	0.0	0.0	0.0
Morocco	686	1.7	3.1	3.8	3.0	6.9	6.6	0.3	2.2	2.1	0.7	0.6	6.7
Oman	449	9.2	9.5	11.7	7.1	5.6	12.0	346.1	777.1	348.6	244.0	38.4	77.4
Pakistan	564	80.9	84.0	74.2	73.1	63.8	74.1	350.2	381.4	279.6	296.7	304.3	348.9
Qatar	453	7.6	10.8	14.4	13.3	12.1	22.8	69.9	93.2	63.3	35.5	30.1	54.9
Saudi Arabia	456	58.2	63.5	73.3	81.6	65.1	76.1	601.0	228.6	142.7	122.1	135.8	139.3
Somalia	726	0.0	8.7	0.3	0.1	0.1	0.3	0.0	0.0	0.0	0.0	0.0	0.0

Sri Lanka (524)

In Millions of U.S. Dollars

		Exports (FOB)						Imports (CIF)					
		2012	2013	2014	2015	2016	2017	2012	2013	2014	2015	2016	2017
Sudan	732	6.1	2.0	1.4	1.8	1.7	1.8	0.2	0.2	0.5	0.3	0.2	0.1
Syrian Arab Republic	463	102.0	102.0	61.9	48.0	54.8	41.7	0.3	0.5	0.2	0.1	0.4	3.8
Tunisia	744	2.3	1.8	1.4	1.0	1.9	1.3	0.1	0.1	0.2	0.1	0.2	1.7
United Arab Emirates	466	214.6	237.1	276.1	274.3	233.9	274.1	1,280.6	1,225.6	1,756.2	1,076.0	1,065.6	1,564.1
Yemen, Republic of	474	2.7	4.3	3.9	0.5	1.2	3.5	4.4	4.8	4.8	2.3	4.9	4.1
Middle East n.s.	489	953.7	1,094.5	18.7
Sub-Saharan Africa	603	97.3	148.7	143.1	123.8	122.4	163.6	56.8	91.1	60.4	116.0	226.3	316.7
Angola	614	4.8	3.8	7.2	1.7	3.6	3.2	0.1	0.0	0.1
Benin	638	0.5	0.5	0.5	0.4	0.3	0.2	0.0	0.0	0.0
Botswana	616	0.6	0.4	0.0	0.4	0.0	0.0	0.0	0.0	0.0	0.0	0.0	0.0
Burkina Faso	748	0.9	1.7	1.5	1.4	1.0	1.0
Burundi	618	0.0	0.1	0.0	0.2
Cameroon	622	0.3	0.2	0.3	2.4	0.4	0.2	0.1	0.0	0.0	0.4	0.1	0.2
Chad	628	0.0	0.1	0.1	0.0	0.0
Comoros	632	0.2	0.3	1.5	0.4	0.8	0.4	0.0	0.0	0.0
Congo, Dem. Rep. of	636	2.1	2.3	2.8	2.4	1.8	0.0	1.6	2.5	0.0	0.0
Congo, Republic of	634	0.5	3.5
Côte d'Ivoire	662	4.4	6.3	6.9	3.8	4.9	5.9	0.3	0.9	2.8	0.5
Eritrea	643	0.1	0.0	0.0	0.0
Eswatini, Kingdom of	734	2.0	1.0	1.0	0.9	0.9	2.1	14.9	31.3	20.9	10.8	2.9	4.9
Estonia	939	3.3	3.8	4.8	4.4	4.7	6.4	2.4	3.1	1.6	2.1	5.8	3.9
Ethiopia	644	2.5	7.0	1.4	2.1	3.7	9.4	0.2	0.8	1.1	1.2	0.9	0.6
Gabon	646	0.1	0.1	0.2	0.0	0.2	0.1	0.0	0.1	0.3	0.0	0.0	0.0
Gambia, The	648	1.9	2.6	1.7	1.8	1.8	0.0	0.0	0.0	0.1
Ghana	652	11.2	18.3	14.3	9.9	13.4	26.2	5.2	4.1	0.0	0.0	0.3	0.8
Guinea	656	2.1	2.7	3.0	2.8	2.7	4.1	0.0	0.0	0.3	0.0	0.0
Guinea-Bissau	654	0.0	0.2	0.2	0.0
Kenya	664	8.2	10.0	9.7	16.4	13.0	18.5	4.0	3.2	3.1	3.1	3.1	4.9
Lesotho	666	0.2	0.0	0.0	0.0
Liberia	668	0.3	0.6	3.5	0.7	0.5	0.7	0.0	0.0	0.0	0.1	0.0
Madagascar	674	0.2	0.4	0.9	1.7	0.7	0.4	0.6	0.7	0.8	1.0	2.4	2.7
Malawi	676	0.2	0.3	3.4	1.7	0.3	0.3	0.1	0.0	0.2	1.0	2.3
Mali	678	0.4	0.5	1.0	0.4	0.3	1.5	0.1	0.0	0.0	0.0	0.2	0.0
Mauritius	684	1.9	1.9	3.5	2.1	2.6	2.6	5.0	0.5	1.1	1.7	2.2	0.2
Mozambique	688	0.3	0.5	3.1	0.4	0.6	0.8	0.2	0.0	0.0	0.2	0.1	1.1
Namibia	728	0.0	0.0	0.0	0.1	0.1	0.1	0.1	0.6	0.2	0.1	0.3	0.3
Niger	692	0.8	0.6	0.9	0.4	0.4	0.3	0.1	0.3	0.2	0.2	0.1	0.1
Nigeria	694	4.5	7.1	7.7	4.6	8.0	3.8	0.2	1.1	0.7	0.9	0.3	2.6
Rwanda	714	0.7	0.3	0.3	0.2	0.5	4.4	0.0	0.0	0.0	0.0	0.0
Senegal	722	0.6	0.7	3.9	6.8	5.0	5.8	0.0	0.1	0.2	0.6	0.2
Seychelles	718	1.4	1.1	3.7	4.3	4.2	4.0	1.4	2.6	2.7	6.6	6.4	4.9
Sierra Leone	724	1.7	6.8	2.1	1.5	4.4	1.9	0.1	0.1	0.0	0.0	0.0	0.0
South Africa	199	25.3	30.0	33.2	31.9	32.6	42.1	22.5	36.5	21.6	82.8	199.4	285.4
Tanzania	738	15.2	14.7	13.1	10.6	8.9	9.8	1.8	1.6	1.9	3.5	1.1	2.5
Togo	742	0.6	1.6	1.7	2.5	1.4	0.8	0.0	0.0	0.0	0.0	0.0	0.2
Uganda	746	0.8	0.8	7.3	6.7	2.0	8.4	0.0	0.2	0.3	1.5	1.8	0.9
Zambia	754	0.1	0.6	0.7	1.0	0.4	0.4	5.7	2.3	0.0	0.2
Zimbabwe	698	0.3	0.2	0.2	0.3	0.2	0.1	0.2	0.0	0.0	0.0	1.0
Africa n.s.	799	0.0	22.6	0.0	0.0	0.0	0.0	0.0	0.3
Western Hemisphere	205	387.3	468.4	282.2	276.4	319.2	378.2	143.9	172.6	188.6	168.0	240.8	206.2
Anguilla	312	0.3	0.0
Antigua and Barbuda	311	0.3	0.1	0.1	0.1	0.2	0.2	0.0	0.0	0.0	0.0	0.0	0.1
Argentina	213	5.5	5.2	6.4	5.9	9.5	10.1	3.0	3.2	3.4	3.9	5.9	8.7
Bahamas, The	313	0.1	0.1	0.1	0.1	0.0	0.0	0.0	0.0	0.0
Barbados	316	0.2	0.2	0.1	0.2	0.1	0.2	0.0	0.0	0.0	0.0
Belize	339	0.5	0.3	2.9	0.8	0.5	0.2	0.6	0.0	0.1	0.2	0.4	0.3
Bermuda	319	0.0	0.0	0.0	0.0	0.0	0.0	0.1	0.0	0.0
Bolivia	218	3.8	3.7	2.5	3.4	6.6	7.6	0.1	0.1	0.3	0.0
Brazil	223	36.8	62.2	54.8	44.5	44.4	53.5	102.5	128.5	129.1	126.5	193.0	125.3
Chile	228	29.4	34.4	43.9	38.4	39.2	49.5	4.4	6.7	8.4	8.2	15.5	6.5

Sri Lanka (524)

In Millions of U.S. Dollars

		Exports (FOB)						Imports (CIF)					
		2012	2013	2014	2015	2016	2017	2012	2013	2014	2015	2016	2017
Colombia	233	8.8	12.0	12.9	9.6	11.3	15.8	0.8	0.3	6.6	0.3	0.5	0.3
Costa Rica	238	1.8	2.1	2.8	2.5	2.6	0.6	1.2	1.7	0.6	0.9
Dominica	321	1.3	2.2	0.9	1.1	1.4	0.2	0.1	1.1
Dominican Republic	243	0.2	1.4	2.1	0.0	0.1	0.3	0.4	8.3
Ecuador	248	7.1	6.6	1.5	0.0	8.8	10.1	15.3	13.0	16.6	13.3	8.3	8.4
El Salvador	253	0.3	1.0	0.9	1.6	2.7	0.0	0.0	0.0	0.0	0.6
Greenland	326	0.0	3.1	0.0	0.0	0.0	0.0
Grenada	328	0.0	0.5	0.0	0.0	0.0	0.1	0.0	0.4
Guatemala	258	4.5	7.0	4.7	4.7	4.9	9.4	0.3	1.6	1.8	1.0	0.1	19.0
Guyana	336	0.3	0.4	0.2	0.3	0.3	0.7	0.0	0.0	0.0	0.0
Haiti	263	0.4	0.2	0.1	0.1	0.2	1.2	0.0	0.0	0.0	0.0	0.0
Honduras	268	1.5	1.6	1.1	2.4	2.2	2.4	0.1	0.9	0.0	0.0	0.4	1.1
Jamaica	343	1.6	2.9	2.6	1.7	2.6	2.2	0.0	0.1	0.1	0.1	0.0	0.0
Mexico	273	100.9	100.3	111.7	105.7	132.2	164.4	3.7	4.9	7.9	10.1	12.8	21.7
Netherlands Antilles	353	153.6	187.9	0.1	0.0	0.0	0.1	0.1	0.0	0.0
Nicaragua	278	1.3	1.5	1.5	1.4	2.0	2.2	1.3	0.2	0.1	0.2	0.1	3.6
Panama	283	7.5	9.3	7.7	8.6	8.4	10.1	0.6	1.4	9.7	0.4	0.2	0.2
Paraguay	288	0.1	0.1	0.3	0.2	0.1	0.2	0.0	0.1	0.1	0.0
Peru	293	13.2	17.7	15.0	21.7	19.0	25.4	8.3	6.1	1.5	1.6	1.3	0.4
St. Kitts and Nevis	361	0.1	0.0	0.0	0.0	0.1	0.0
St. Lucia	362	0.0	0.0	0.0	0.0	0.1
St. Vincent & Grens.	364	0.0	0.1	0.0	0.0	0.1	0.1	0.0	0.0	0.0
Suriname	366	0.4	0.3	0.2	0.3	0.3	0.3	0.1	0.2	0.0	0.1
Trinidad and Tobago	369	1.7	2.2	2.5	2.1	2.1	2.3	0.0	0.4	0.0	0.0	0.0	0.0
Uruguay	298	2.5	2.2	2.5	2.6	2.5	2.2	0.4	3.3	0.3	0.2	0.3	0.3
Venezuela, Rep. Bol.	299	2.0	1.5	1.2	20.4	16.1	0.2	0.2	0.4	0.3	0.1	0.0	0.0
Western Hem. n.s.	399	0.0	0.1	0.0	0.0	0.0	0.1	0.1	0.1
Other Countries n.i.e	910	1.3	0.3	1.0	1.4	2.1	2.2	44.3	6.1	10.7	9.0	9.8	9.0
Cuba	928	0.0	0.0	0.1	0.0	0.0	0.0	0.2	0.1	0.2	0.0	0.0
Korea, Dem. People's Rep.	954	1.3	0.3	0.8	1.4	2.1	2.2	44.3	6.0	10.6	8.8	9.7	9.0
Countries & Areas n.s.	898	46.6	25.8	2.0	0.1	11.4	10.9
Memorandum Items													
Africa	605	110.4	167.0	152.7	132.1	134.5	175.6	57.4	93.6	63.3	117.3	227.9	326.7
Middle East	405	1,817.8	2,007.4	952.3	825.9	838.1	951.1	3,005.8	2,436.6	2,389.0	1,542.2	1,343.8	1,914.9
European Union	998	3,085.1	3,258.9	3,461.5	3,023.0	3,097.0	3,320.9	1,789.0	1,670.5	1,601.3	1,686.0	1,819.4	1,713.1
Export earnings: fuel	080	1,003.5	1,076.2	1,131.6	1,005.7	972.2	1,133.7	3,075.2	2,576.4	2,651.1	1,797.6	1,530.0	2,079.0
Export earnings: nonfuel	092	9,081.6	10,134.9	9,766.1	8,738.8	9,073.8	10,030.8	12,768.6	15,330.1	16,560.9	13,326.9	17,708.6	18,668.9

St. Kitts and Nevis (361)

In Millions of U.S. Dollars

		Exports (FOB)						Imports (CIF)					
		2012	2013	2014	2015	2016	2017	2012	2013	2014	2015	2016	2017
IFS World		61.5	55.7	56.8	55.4	51.1	50.3	225.6	248.9	268.4	296.9	333.3	308.9
World	001	56.6	59.4	69.1	54.7	48.9	38.6	227.4	255.2	273.6	299.0	334.9	310.9
Advanced Economies	110	40.3	35.3	31.4	23.7	28.1	26.8	179.5	200.6	214.2	224.6	269.9	246.8
Euro Area	163	0.6	2.1	0.6	0.8	0.8	0.5	3.7	4.8	7.3	4.5	7.6	9.2
Austria	122	e 0.0	e 0.0	e 0.0	0.1	0.1	0.5	0.0	0.2	0.1
Belgium	124	0.2	0.2	0.1	0.1	0.2	0.3
Cyprus	423	0.0	0.0	0.1	0.1	0.0	0.1
Finland	172	0.0	0.1	0.1	0.1	0.0	5.0
France	132	0.4	0.3	0.3	0.2	0.1	1.0	0.9	1.4	1.4	1.0	0.9
Germany	134	0.1	0.0	0.1	0.1	0.0	1.0	1.8	1.8	0.6	3.7	1.1
Greece	174	e 0.3	e 0.0	e 0.0	0.0	0.0	0.0	0.0
Ireland	178	0.0	0.0	0.0	0.0	0.0	0.0	0.2	0.2	0.3	0.6	0.7	0.3
Italy	136	0.0	0.0	0.0	0.4	0.7	2.1	0.6	0.5	0.6
Malta	181	e 1.1	e 0.0	e 0.0	0.0	0.0
Netherlands	138	0.1	0.1	0.1	0.3	0.1	0.7	0.8	0.6	0.9	1.0	0.9
Slovak Republic	936	e 0.0	e 0.1	e 0.1	e 0.1	e 0.1	e 0.1	0.0	0.0	0.0	0.0	0.0
Spain	184	e 0.0	e 0.1	e 0.1	e 0.0	e 0.4	e 0.2	0.1	0.0	0.2	0.1	0.2	0.1
Australia	193	0.0	0.0	0.0	0.2	0.2	0.4	0.5	0.5	0.4
Canada	156	0.0	0.0	0.0	0.1	0.1	5.4	6.3	6.5	7.7	5.7	8.3
China,P.R.: Hong Kong	532	0.2	0.6	0.8	0.6	0.5	1.2
Czech Republic	935	e 0.9	e 1.1	e 1.0	e 1.2	e 1.3	e 1.4	0.0	0.0	0.0
Denmark	128	0.0	0.0	0.4	0.4	0.6	0.7	1.2	0.7
Israel	436	0.0	0.0	0.4	0.0	0.1	0.0
Japan	158	0.0	4.9	6.4	7.9	9.1	13.2	8.2
Korea, Republic of	542	1.1	1.6	2.8	3.2	3.0	2.5
New Zealand	196	0.0	0.1	0.1	0.2	0.1	0.2	0.2
Norway	142	0.0	0.0	0.0	0.0	0.5	0.0	0.0	0.0	0.0
Singapore	576	e 0.4	e 0.3	e 0.1	e 0.7	e 0.1	e 1.7	0.0	0.1	0.0	0.6	0.0	0.0
Sweden	144	0.1	0.7	0.7	0.9	1.2	0.4	0.4
Switzerland	146	0.0	0.0	0.0	0.0	0.4	0.7	2.4	0.8	0.8	0.7
Taiwan Prov.of China	528	0.3	0.2	0.0	0.0	0.1	0.1	3.1	6.4	5.5	1.9	1.1	1.8
United Kingdom	112	0.1	0.4	0.0	0.1	0.3	0.2	10.0	6.9	7.8	15.6	7.0	5.9
United States	111	38.0	31.2	29.6	20.9	25.5	22.8	149.2	164.7	170.9	178.1	228.6	207.1
Vatican	187	0.1	0.0	0.0	0.0	0.0	0.0
Emerg. & Dev. Economies	200	15.9	23.7	37.4	30.7	20.5	11.5	47.7	54.5	59.4	71.2	61.9	61.9
Emerg. & Dev. Asia	505	0.1	0.0	0.0	0.3	0.1	0.2	8.2	12.5	14.1	13.8	14.6	14.7
Bangladesh	513	0.0	0.1	0.0
China,P.R.: Mainland	924	0.0	0.0	0.1	0.0	0.1	4.2	5.7	7.5	7.3	4.7	7.9
F.T. New Caledonia	839	e 0.0	e 0.0	e 0.0	e 0.0	0.0	0.0	0.1
India	534	0.0	0.7	0.8	1.0	1.3	2.2	2.4
Indonesia	536	0.5	0.7	0.9	1.1	1.0	1.4
Malaysia	548	0.0	0.0	0.1	0.2	0.2	0.2	0.2
Micronesia	868	0.2	0.2	0.4	0.5	0.0	0.1
Philippines	566	e 0.1	e 0.0	0.0	0.0	0.0	0.1	0.0	0.0
Samoa	862	e 0.1
Sri Lanka	524	e 0.0	e 0.0	e 0.0	e 0.1	e 0.0	0.0	0.0	0.0	0.0	0.0	0.0
Thailand	578	0.9	1.2	1.7	1.5	2.6	2.1
Tuvalu	869	0.0	0.0	0.1	0.0	0.0
Vietnam	582	0.0	0.0	0.1	0.1	1.0	0.1
Asia n.s.	598	1.8	3.7	2.2	1.5	2.8	0.3
Europe	170	2.5	14.0	26.8	19.6	9.4	0.4	0.3	0.8	1.8	0.8	0.9	0.9
Emerg. & Dev. Europe	903	1.0	9.5	21.1	19.1	8.6	0.1	0.3	0.7	1.8	0.7	0.8	0.6
Albania	914	0.1	0.0	0.3	0.0	0.0	0.2	0.4	0.4	0.2	0.0
Bulgaria	918	0.0	0.0	0.0	0.9	0.0	0.0	0.0
Hungary	944	e 0.0	e 0.0	e 0.0	e 0.0	0.0	0.0	0.0	0.0	0.5	0.4
Poland	964	e 0.9	e 9.4	e 20.5	e 19.1	e 8.6	e 0.1	0.0	0.0	0.0	0.1	0.0	0.0
Romania	968	e 0.4	0.0	0.0	0.0
Turkey	186	0.0	0.1	0.1	0.2	0.4	0.4	0.3	0.2
CIS	901	1.5	4.5	5.7	0.5	0.8	0.3	0.0	0.2	0.0	0.1	0.1	0.3
Azerbaijan, Rep. of	912	e 1.2	e 4.5	e 5.6

St. Kitts and Nevis (361)

In Millions of U.S. Dollars

		Exports (FOB)						Imports (CIF)					
		2012	2013	2014	2015	2016	2017	2012	2013	2014	2015	2016	2017
Russian Federation	922	e 0.0	e 0.0	e 0.1	e 0.1	e 0.0	e 0.0	0.0	0.1	0.0	0.0	0.2
Tajikistan	923	0.1
Ukraine	926	e 0.3	e 0.0	e 0.0	e 0.3	e 0.8	e 0.3	0.0	0.0	0.0	0.0	0.1	0.0
Mid East, N Africa, Pak	440	0.1	0.1	0.1	0.1	0.1	0.8	0.3	0.2	0.3	0.2	0.2	0.3
Algeria	612	0.0	0.0	0.0	0.1	0.1	0.2	0.0
Bahrain, Kingdom of	419	e 0.0	e 0.0	e 0.0	e 0.0	e 0.0	e 0.0	0.0	0.1
Lebanon	446	0.0	0.0	0.0	0.1	0.2
Morocco	686	0.0	0.0	0.0	0.1	0.0	0.0
Pakistan	564	e 0.0	e 0.0	e 0.0	e 0.0	e 0.0	e 0.8	0.0	0.0	0.0	0.0	0.0	0.0
Saudi Arabia	456	0.0	0.0	0.1	0.0	0.0	0.0	0.0	0.0
United Arab Emirates	466	0.0	0.0	0.1	0.1	0.1	0.0	0.0	0.1
Sub-Saharan Africa	603	3.0	0.5	0.9	0.3	0.3	0.3	0.0	0.0	0.3	0.1	0.1	0.1
Angola	614	e 1.2	e 0.4	e 0.8	e 0.2	e 0.2	e 0.2	0.0
Ghana	652	e 1.7	e 0.0	0.0	0.0	0.1	0.0
Malawi	676	e 0.1
Mozambique	688	e 0.0	e 0.1	e 0.1	e 0.0
South Africa	199	e 0.0	e 0.0	e 0.0	e 0.0	e 0.1	e 0.0	0.0	0.0	0.0	0.0	0.0	0.0
Western Hemisphere	205	10.2	9.2	9.6	10.5	10.8	9.8	38.8	41.0	42.9	56.3	46.0	45.9
Anguilla	312	0.2	0.4	0.3	0.2	0.3	0.3	0.0	0.0	0.0	0.0	0.3	0.4
Antigua and Barbuda	311	2.7	1.2	1.3	1.6	1.2	0.9	0.4	0.5	0.6	0.6	0.5	0.5
Argentina	213	0.3	0.2	0.1	0.0	0.1	0.1
Aruba	314	0.0	0.0	0.0	0.0	0.0	0.0	0.0	0.1	0.0
Bahamas, The	313	0.0	0.0	0.0	0.0	0.3	0.2	0.4	0.4	0.1	0.2
Barbados	316	0.3	0.0	0.1	0.4	0.9	0.3	2.3	3.7	4.4	4.4	5.7	6.5
Belize	339	0.4	0.4	0.5	0.3	0.5	0.4	0.0	0.0	0.0	0.1	0.1	0.1
Bermuda	319	0.0	0.0	0.0	0.0	0.0	0.0	0.1
Brazil	223	1.2	1.8	2.1	2.8	2.6	2.8
Chile	228	0.0	0.2	0.2	0.4	0.3	0.2	0.3
Colombia	233	e 0.0	e 0.1	e 0.0	e 0.1	e 0.0	e 0.0	0.6	0.5	1.2	1.4	0.4	0.5
Costa Rica	238	0.0	0.0	0.0	0.5	0.2	0.1	0.1	0.2	0.1
Curacao	354	0.5	0.0	0.0	0.4	0.0	0.0	2.2	0.2	0.2	0.4	0.9	0.9
Dominica	321	0.9	0.5	0.5	1.1	0.7	0.7	0.7	0.6	0.9	2.0	1.2	1.0
Dominican Republic	243	0.1	0.0	0.1	0.0	0.0	2.8	3.4	4.2	4.1	2.0	2.5
Ecuador	248	0.0	0.0	0.1	0.0	0.0	0.0	0.0
El Salvador	253	0.0	0.0	0.0	0.0	0.1	0.0
Grenada	328	0.5	0.5	0.6	0.5	0.4	0.5	1.7	1.5	1.6	1.4	1.3	1.5
Guatemala	258	0.0	0.2	0.2	0.3	0.4	1.3	0.5
Guyana	336	0.0	0.0	0.1	0.1	0.4	0.2	1.3	1.0	1.2	1.3	1.2	1.3
Haiti	263	0.0	0.1	0.0	0.0	0.0	0.0	0.0
Honduras	268	0.1	0.4	0.4	0.2	0.1	0.1
Jamaica	343	0.1	0.1	0.0	0.0	0.0	0.1	3.6	3.4	5.0	3.7	2.0	1.7
Mexico	273	1.0	0.8	0.8	1.1	0.8	1.5
Montserrat	351	0.3	0.3	0.2	0.3	0.3	0.2	0.0	0.5	0.5	0.1	0.0
Panama	283	0.0	0.5	0.8	0.3	0.0	0.6	0.8	0.9	1.3	1.0	1.4
Peru	293	e 0.0	e 0.0	e 0.1	e 0.0	e 0.0	e 0.0	1.6	1.0	1.4	1.4	1.8	1.7
Sint Maarten	352	0.5	0.4	0.0	0.1	0.1	4.1	2.4	0.4	1.0	0.8
St. Lucia	362	1.3	1.1	1.3	1.2	1.5	2.3	0.6	0.8	0.9	0.9	0.9	1.0
St. Vincent & Grens.	364	0.6	0.3	0.4	0.5	0.4	0.4	2.3	3.1	3.0	4.4	3.3	3.8
Suriname	366	0.0	0.0	0.2	0.1	0.8	1.3	0.3
Trinidad and Tobago	369	0.9	1.6	1.5	1.9	2.7	2.2	13.9	11.8	9.4	21.5	15.1	13.6
Uruguay	298	0.3	0.0	0.2	0.0	0.0	0.1	0.0	0.0	0.0
Venezuela, Rep. Bol.	299	0.0	0.0	0.0	0.2	0.0	0.1	0.0	0.0	0.4
Western Hem. n.s.	399	1.5	1.4	1.4	1.4	1.3	1.2	0.1	0.1	0.1	0.0	0.1	0.1
Other Countries n.i.e	910	0.0	0.1	0.0	0.0	0.0	0.1	0.2
Cuba	928	0.0	0.0	0.0	0.0	0.0	0.1	0.2
Korea, Dem. People's Rep.	954	0.1	0.0	0.0	0.0	0.0	0.0
Special Categories	899	0.4	0.3	0.3	0.3	0.3	0.3	0.2
Countries & Areas n.s.	898	0.1	0.0	3.0	3.0	2.0
Memorandum Items													
Africa	605	3.0	0.5	0.9	0.3	0.3	0.3	0.1	0.2	0.5	0.2	0.1	0.1

St. Kitts and Nevis (361)

In Millions of U.S. Dollars

		Exports (FOB)						Imports (CIF)					
		2012	2013	2014	2015	2016	2017	2012	2013	2014	2015	2016	2017
Middle East	405	0.0	0.0	0.0	0.1	0.0	0.0	0.1	0.1	0.1	0.1	0.2	0.3
European Union	998	2.4	13.0	22.5	21.1	10.9	2.2	14.8	12.9	17.4	22.1	16.8	16.7
Export earnings: fuel	080	3.4	6.6	8.0	2.4	2.9	2.4	15.0	12.7	11.0	23.1	15.6	14.9
Export earnings: nonfuel	092	53.2	52.8	61.0	52.3	46.0	36.2	212.4	242.5	262.6	275.9	319.3	296.0

St. Lucia (362)

In Millions of U.S. Dollars

		Exports (FOB)						Imports (CIF)					
		2012	2013	2014	2015	2016	2017	2012	2013	2014	2015	2016	2017
IFS World		182.4	174.4	160.6	180.3	119.7	127.0	643.6	620.4	627.3	570.2	654.5	655.0
World	001	80.9	143.6	138.6	169.5	109.6	198.1	657.9	888.9	643.6	585.1	669.9	758.3
Advanced Economies	110	34.1	66.7	87.2	120.9	65.1	146.6	363.4	605.0	393.7	344.2	436.1	505.7
Euro Area	163	0.8	2.7	2.3	2.6	3.4	5.1	50.3	29.4	33.9	27.2	47.2	39.7
Austria	122	0.0	0.1	0.1	0.2	0.6	0.1	0.1
Belgium	124	0.0	0.0	0.1	0.0	0.4	1.1	1.6	1.8	2.1	2.2	3.2
Cyprus	423	0.1	0.1	0.0	0.0	0.0	0.0	0.0	0.0
Estonia	939	0.1
Finland	172	0.0	0.0	17.9	0.1	0.1	0.1	0.0	0.0
France	132	0.4	1.6	1.4	1.7	2.1	1.5	10.4	10.2	8.9	8.1	8.7	8.2
Germany	134	0.1	0.8	0.3	0.4	0.3	0.1	6.5	5.0	9.7	3.5	4.7	6.2
Greece	174	0.0	0.0	0.0	0.0	0.0	0.0	0.1	0.1	0.1	0.0	0.1	0.0
Ireland	178	0.0	0.0	0.0	0.0	0.0	0.0	0.5	0.5	0.6	0.5	0.4	0.2
Italy	136	0.0	0.0	0.0	0.0	0.0	0.0	5.8	4.1	2.7	2.3	2.8	2.6
Luxembourg	137	0.0	0.3	0.1
Malta	181	0.1	0.0	0.0	0.0
Netherlands	138	0.2	0.1	0.4	0.1	0.6	3.2	7.0	7.4	9.3	8.9	14.4	16.3
Portugal	182	0.0	0.0	0.0	0.0	0.1	0.2	0.1
Slovak Republic	936	0.0	0.0	0.0	0.1
Slovenia	961	0.0	0.0	0.2	0.0	0.1	0.1	0.0	0.0
Spain	184	0.0	0.0	0.0	0.1	0.2	0.5	0.3	0.3	1.0	13.4	2.6
Australia	193	0.1	0.0	0.0	0.1	0.0	0.1	0.9	1.3	1.4	0.9	1.1	2.0
Canada	156	0.2	0.5	2.2	3.2	0.5	0.5	10.6	11.3	10.1	9.0	10.0	8.1
China,P.R.: Hong Kong	532	0.0	0.0	0.0	0.0	0.1	0.1	1.6	2.0	1.9	2.2	2.2	2.1
Czech Republic	935	0.0	0.0	0.0	0.1	0.0	0.0	0.0	0.0	0.0
Denmark	128	0.1	0.2	0.1	0.0	0.3	0.4	0.5	0.8	1.0	1.3
Israel	436	0.1	0.1	0.1	0.0	0.8	0.8
Japan	158	0.0	0.2	0.2	0.2	0.0	0.1	13.8	9.4	11.5	11.3	21.1	22.8
Korea, Republic of	542	0.0	0.0	0.0	0.0	0.0	0.0	3.5	2.8	4.4	3.2	2.8	3.0
New Zealand	196	0.0	0.0	3.0	3.8	3.4	3.8	3.0	3.7
Norway	142	0.0	0.0	0.0	0.1	0.0	0.0
Singapore	576	0.0	0.0	0.1	0.2	1.2	0.2	0.5	1.3	0.3
Sweden	144	0.0	0.0	0.0	0.0	1.2	1.3	4.0	0.7	1.3	0.5
Switzerland	146	0.1	0.1	0.1	0.2	0.1	0.1	1.3	0.4	0.2	0.9	1.2	0.8
Taiwan Prov.of China	528	0.3	0.5	0.3	0.1	0.0	0.3	1.8	1.3	1.5	1.7	1.3	1.0
United Kingdom	112	6.0	13.4	16.8	28.5	9.0	11.3	29.6	29.0	28.7	26.1	28.0	28.9
United States	111	26.5	49.2	65.0	85.8	51.7	129.1	245.1	511.1	292.0	255.9	313.7	390.8
Emerg. & Dev. Economies	200	46.7	76.9	51.4	44.3	44.5	51.5	294.3	283.4	248.2	226.2	200.0	218.8
Emerg. & Dev. Asia	505	4.6	5.2	5.6	6.2	6.0	6.4	17.1	18.1	18.5	19.6	22.6	20.7
China,P.R.: Mainland	924	0.9	0.6	0.8	1.6	1.2	1.2	9.9	11.6	10.5	11.2	13.1	10.9
India	534	0.3	0.7	0.4	0.7	0.5	0.4	0.9	0.9	2.1	2.1	3.3	3.8
Indonesia	536	0.1	0.0	0.0	0.0	0.5	0.3	0.3	0.3	0.3	0.3
Malaysia	548	0.0	0.1	0.0	0.0	0.2	0.2	0.2	0.3	0.1
Maldives	556	e 3.1	e 3.4	e 3.9	e 3.7	e 4.2	e 4.7
Marshall Islands	867	0.1	0.1
Myanmar	518	e 0.1
Nepal	558	e 0.0	e 0.0	e 0.1
Palau	565	0.0	0.1
Sri Lanka	524	0.1	0.0	0.0	0.1	0.1
Thailand	578	0.2	0.3	0.2	0.0	0.0	0.0	3.9	4.2	4.4	4.7	4.8	4.7
Vietnam	582	0.0	0.1	0.0	0.1	0.1	0.1	0.2	0.1	0.2	0.2	0.2
Asia n.s.	598	1.3	0.6	0.8	0.8	0.6	0.6
Europe	170	0.0	0.0	0.1	0.1	0.7	0.9	0.5	0.9	0.7	1.0	1.4	6.8
Emerg. & Dev. Europe	903	0.0	0.0	0.0	0.1	0.6	0.8	0.5	0.9	0.7	1.0	1.4	1.7
Albania	914	0.0	0.0	0.1	0.1
Croatia	960	e 0.0	e 0.0	e 0.0	0.0	0.1	0.0
Hungary	944	e 0.0	e 0.0	0.0	0.1	0.2	0.6	0.8
Poland	964	0.0	0.0	0.0	0.1	0.1	0.0	0.0	0.0	0.1	0.0
Turkey	186	0.1	0.6	0.7	0.5	0.8	0.6	0.7	0.7	0.9

St. Lucia (362)

In Millions of U.S. Dollars

		Exports (FOB)						Imports (CIF)					
		2012	2013	2014	2015	2016	2017	2012	2013	2014	2015	2016	2017
CIS	901	0.0	0.0	0.1	0.0	0.1	0.0	0.0	0.0	0.0	0.0	0.0	5.1
Russian Federation	922	0.0	0.0	0.1	0.0	0.0	0.0	5.1
Mid East, N Africa, Pak	440	0.0	0.5	0.6	0.2	0.2	0.2	0.5	0.5	0.4	0.5	0.7	0.6
Morocco	686	0.0	0.0	0.0	0.0	0.0	0.0	0.1	0.2	0.0
Pakistan	564	0.0	0.0	0.0	0.3	0.2	0.2	0.1	0.3	0.2
Qatar	453	0.0	0.1	0.1
Saudi Arabia	456	0.0	0.2	0.0	0.0	0.0	0.0	0.1	0.0	0.0	0.1	0.1
United Arab Emirates	466	0.0	0.3	0.5	0.2	0.2	0.2	0.2	0.2	0.1	0.1	0.1	0.1
Sub-Saharan Africa	603	0.1	0.1	0.4	0.0	0.1	0.2	0.3	0.2	0.3	0.4	1.5	1.1
Eswatini, Kingdom of	734	0.0	0.1	0.0	0.0	0.2	0.0	0.0
Estonia	939	0.1
Gabon	646	0.0	0.1	0.1	0.0	0.0	0.0
Ghana	652	0.1	0.0	0.0	0.0	0.0
Namibia	728	0.0	0.0	0.0	0.0	0.1	0.1	0.0	0.0	0.0
Nigeria	694	0.1	0.0	0.0	0.1	0.0	0.0
Sierra Leone	724	0.3	0.0
South Africa	199	0.0	0.0	0.0	0.1	0.2	0.2	0.1	0.1	1.4	0.9
Uganda	746	0.0	0.0	0.1	0.1
Western Hemisphere	205	41.9	71.0	44.8	37.8	37.5	43.9	275.8	263.8	228.4	204.7	173.8	189.6
Anguilla	312	0.0	0.0	0.0	0.0	0.0	0.0	1.4	0.5	1.4	0.6	1.3	1.3
Antigua and Barbuda	311	0.6	1.5	1.4	2.0	1.8	1.8	1.9	2.2	0.9	1.2	1.1	1.0
Argentina	213	0.9	0.5	0.8	0.9	0.8	0.8
Aruba	314	0.0	0.0	0.0	0.0	0.0	0.2	0.0	0.0	0.0
Bahamas, The	313	0.0	0.0	0.0	0.3	0.4	0.5	0.1	0.3	0.1	0.2	0.4	0.4
Barbados	316	4.0	6.9	5.0	6.5	6.6	10.1	21.9	21.5	19.5	18.1	20.3	25.4
Belize	339	0.3	1.2	0.5	0.6	1.0	1.0	0.2	0.1	0.2	0.2	0.1	0.1
Bermuda	319	0.0	0.0	0.1	0.1	0.0	0.0	0.0	0.0	0.0
Brazil	223	0.0	0.3	0.0	0.0	0.0	0.0	2.4	2.8	2.2	2.4	2.1	2.6
Chile	228	0.5	0.4	0.6	0.8	0.5	0.5
Colombia	233	0.0	0.1	0.0	6.4	3.2	3.6	3.7	3.1	16.5
Costa Rica	238	0.0	0.0	0.0	0.0	2.8	2.1	2.1	2.3	2.4	2.9
Curacao	354	0.2	0.1	0.0	0.1	2.1	1.7	1.9	1.1	0.1	0.1
Dominica	321	1.9	4.0	4.4	3.9	5.5	5.4	2.5	4.6	1.3	0.8	1.0	1.0
Dominican Republic	243	0.0	0.1	0.3	0.0	0.0	0.0	6.3	6.4	6.1	6.2	4.8	4.9
Ecuador	248	0.0	0.0	0.1	0.1	0.1	0.1	0.0
El Salvador	253	0.0	0.0	0.0	0.0	1.4	0.0	0.0
Grenada	328	0.5	1.2	0.9	1.2	1.4	1.3	5.6	6.6	4.3	4.7	4.0	3.9
Guatemala	258	0.0	0.0	0.0	0.0	3.0	3.6	0.5	0.2	0.6	2.8
Guyana	336	3.2	4.3	2.7	2.7	2.7	3.6	5.6	4.0	6.0	7.5	5.2	3.2
Haiti	263	0.0	0.0	0.1	0.0	0.0	0.0
Honduras	268	0.0	0.0	0.0	2.0	3.4	3.4	3.3	3.0	2.6
Jamaica	343	0.5	0.6	1.2	1.2	2.2	2.4	11.4	10.8	13.2	8.9	10.7	11.3
Mexico	273	0.2	0.5	0.1	0.1	0.1	0.0	5.6	4.0	4.0	4.0	6.7	3.2
Panama	283	0.1	0.6	0.7	0.4	1.5	1.5	6.8	5.5	6.3	6.3	7.3	0.1
Peru	293	0.0	0.0	0.0	0.0	2.9	3.2	2.8	2.8	2.8	3.2
Sint Maarten	352	0.1	0.4	0.1	0.3	0.4	0.6
St. Kitts and Nevis	361	0.3	1.1	1.6	1.0	1.0	1.1	0.6	0.6	0.7	0.9	0.9	0.9
St. Vincent & Grens.	364	0.8	4.0	2.7	2.3	2.0	2.1	11.4	10.9	9.4	8.0	7.8	8.0
Suriname	366	0.1	0.2	0.2	0.2	0.2	0.2	0.0	0.0	0.1	0.4	0.4	0.4
Trinidad and Tobago	369	27.8	42.7	21.3	13.7	10.1	11.7	170.1	161.7	133.6	115.0	85.1	91.2
Uruguay	298	0.0	0.0	0.0	0.1	0.1	0.1	0.0
Venezuela, Rep. Bol.	299	0.1	0.0	0.0	0.0	0.0	0.0	0.0	0.0	0.0
Western Hem. n.s.	399	1.3	1.2	1.1	1.3	0.8	0.9	1.3	2.7	2.9	2.0	1.0	1.0
Other Countries n.i.e	910	0.0	0.0	0.0	4.4	0.0	0.0	0.2	0.1	0.0	0.1	0.1	0.1
Cuba	928	0.0	0.0	0.0	0.0	0.0	0.0	0.1	0.0	0.0	0.1	0.1	0.1
Korea, Dem. People's Rep.	954	4.4	0.0	0.0	0.0	0.0
Countries & Areas n.s.	898	0.4	1.6	14.5	33.6	33.6
Memorandum Items													
Africa	605	0.1	0.1	0.4	0.0	0.1	0.2	0.3	0.2	0.4	0.6	1.6	1.1
Middle East	405	0.0	0.5	0.5	0.2	0.2	0.2	0.3	0.3	0.1	0.2	0.3	0.3

St. Lucia (362)

In Millions of U.S. Dollars

		Exports (FOB)						Imports (CIF)					
		2012	2013	2014	2015	2016	2017	2012	2013	2014	2015	2016	2017
European Union	998	6.8	16.1	19.2	31.2	12.5	16.4	81.4	60.1	67.2	55.0	78.2	71.2
Export earnings: fuel	080	28.1	43.2	22.1	13.9	10.4	12.0	176.9	165.3	137.4	119.1	88.5	113.0
Export earnings: nonfuel	092	52.8	100.4	116.5	155.6	99.2	186.1	481.0	723.6	506.2	466.0	581.4	645.2

St. Vincent and the Grenadines (364)

In Millions of U.S. Dollars

		Exports (FOB)						Imports (CIF)					
		2012	2013	2014	2015	2016	2017	2012	2013	2014	2015	2016	2017
IFS World		42.6	49.2	48.0	45.8	46.7	42.5	356.0	370.0	361.5	333.7	334.8	330.0
World	001	63.9	62.8	87.8	53.3	52.7	85.7	406.4	373.4	362.9	335.2	336.5	331.0
Advanced Economies	110	3.9	4.8	5.6	3.2	3.9	2.7	199.9	217.5	182.7	191.3	204.9	203.8
Euro Area	163	0.1	0.2	0.6	0.2	0.3	0.2	15.1	27.6	13.4	15.7	20.0	32.2
Austria	122	0.2	0.2	0.7	0.2	0.1	0.3
Belgium	124	0.0	0.0	0.5	0.6	0.6	0.8	1.2	0.7
Cyprus	423	0.0	0.0	0.0	0.0	0.1	0.1
Estonia	939	0.0	0.0	0.0	0.0	0.7	0.0
Finland	172	0.0	0.1	0.3	0.2	0.1	0.0	0.0
France	132	0.0	0.0	0.1	0.2	0.2	0.1	2.1	2.0	3.1	4.7	4.1	5.2
Germany	134	0.0	0.0	0.4	0.0	0.0	0.0	1.6	2.5	3.2	4.0	3.3	3.7
Greece	174	0.0	0.0	0.0	0.0	0.1	0.0
Ireland	178	0.0	0.0	0.0	0.0	1.2	1.2	0.7	1.1	1.0	0.9
Italy	136	0.0	0.0	0.0	0.0	0.0	0.0	7.4	18.2	2.9	2.8	5.7	14.6
Malta	181	0.0	0.0	0.0	0.1
Netherlands	138	0.0	0.1	0.0	0.0	0.1	0.0	1.8	2.2	1.6	1.7	2.6	6.0
Portugal	182	0.0	0.0	0.0	0.0	0.0	0.0	0.1	0.0
Spain	184	0.0	0.0	0.0	0.1	0.5	0.3	0.3	0.9	0.5
Australia	193	0.0	0.0	0.0	0.0	1.1	1.2	1.0	0.9	0.8	1.1
Canada	156	0.1	0.1	1.1	0.1	0.1	0.0	6.2	5.7	7.0	7.2	5.7	5.1
China,P.R.: Hong Kong	532	0.0	0.0	0.0	0.0	0.6	0.8	0.3	0.3	0.4	0.3
Czech Republic	935	0.3	0.0	0.2	0.2	0.0	0.2
Denmark	128	0.0	1.4	2.3	1.4	2.4	2.6	1.5
Iceland	176	0.0	0.0	0.0	0.0	0.0	0.1
Israel	436	0.0	0.2	0.3	0.0	0.2	0.2
Japan	158	0.0	0.0	5.2	5.2	6.1	8.3	12.1	8.8
Korea, Republic of	542	0.0	0.0	1.4	1.3	2.3	2.1	1.2	1.2
New Zealand	196	1.7	1.4	1.9	1.6	1.8	1.7
Norway	142	0.0	0.3	0.1	0.0	0.0	0.0
Singapore	576	0.0	0.0	0.2	0.1	0.3	0.2	0.1	0.5
Sweden	144	0.0	0.0	0.5	0.5	1.0	0.2	0.3	0.2
Switzerland	146	0.3	0.3	0.1	0.2	0.2	0.3	0.3
Taiwan Prov.of China	528	1.5	1.3	1.0	0.3	0.0	3.2	3.5	1.3	1.6	1.7	1.1
United Kingdom	112	0.8	0.6	0.9	0.6	1.6	0.4	19.3	27.5	23.8	23.7	21.1	24.3
United States	111	1.4	2.6	2.0	2.0	1.6	2.1	143.4	139.8	122.1	126.6	136.8	125.0
Emerg. & Dev. Economies	200	59.9	58.0	82.1	50.1	48.8	83.0	205.7	155.2	179.8	143.5	131.5	127.2
Emerg. & Dev. Asia	505	0.6	0.1	0.2	0.0	0.1	0.0	17.1	22.1	24.8	22.8	23.0	26.3
China,P.R.: Mainland	924	0.0	0.0	0.0	0.0	0.0	0.0	13.1	16.3	20.9	18.2	18.9	19.2
India	534	0.0	0.0	1.1	2.3	1.3	1.0	1.1	2.6
Indonesia	536	0.1	0.6	0.7	0.5	0.6	0.6	1.4
Malaysia	548	0.2	0.0	0.1	0.3	0.4	0.4	0.5	0.3	0.7
Philippines	566	0.3	0.2	0.1	0.1	0.0	0.0
Sri Lanka	524	e 0.0	e 0.0	e 0.1	e 0.0	e 0.0	e 0.0	0.0	0.0	0.0	0.0	0.0	0.0
Thailand	578	0.3	0.0	0.1	0.0	0.9	0.7	0.9	1.0	1.0	1.1
Vietnam	582	0.1	0.0	0.3	0.2	0.1	0.2	0.3	0.6
Asia n.s.	598	0.5	1.3	0.5	1.1	0.7	0.7
Europe	170	18.9	12.3	36.8	5.7	8.5	3.0	0.6	2.5	1.4	1.3	1.8	3.0
Emerg. & Dev. Europe	903	18.9	12.3	36.8	5.7	8.5	3.0	0.5	2.3	1.3	1.2	1.5	3.0
Bulgaria	918	0.0	0.0	0.3	0.0	0.0	0.0
Croatia	960	e 0.0	e 0.0	e 0.0	e 0.0	e 0.2	0.0	0.0	0.1	0.0	0.0	0.0
Hungary	944	0.0	0.0	0.0	0.1	0.0	0.1	0.0	0.1	0.1
Poland	964	e 8.8	e 3.2	e 28.6	e 5.7	e 8.1	e 2.1	0.0	0.0	0.1	0.1	0.1	0.2
Romania	968	0.0	0.0	0.0	0.1	0.0	0.1	0.0
Turkey	186	e 10.1	e 9.1	e 8.2	e 0.2	e 0.8	0.4	2.2	0.6	1.1	1.1	2.7
CIS	901	0.0	0.0	0.0	0.0	0.0	0.0	0.1	0.1	0.1	0.3	0.0
Russian Federation	922	0.0	0.0	0.1	0.0	0.0
Ukraine	926	0.0	0.0	0.0	0.1	0.0	0.3	0.0
Mid East, N Africa, Pak	440	0.1	0.3	0.0	0.0	0.0	40.6	0.2	0.3	0.2	0.3	0.4	0.3
Algeria	612	e 0.1	e 0.2	e 0.0	e 0.0	e 0.0
Iran, I.R. of	429	0.0	0.0	0.0	0.0	0.0	0.1	0.0

St. Vincent and the Grenadines (364)

In Millions of U.S. Dollars

		Exports (FOB)						Imports (CIF)					
		2012	2013	2014	2015	2016	2017	2012	2013	2014	2015	2016	2017
Jordan	439	e 40.6	0.0	0.0	0.0
Morocco	686	0.0	0.0	0.0	0.1	0.0	0.1
Pakistan	564	e 0.0	e 0.0	0.1	0.1	0.1	0.1	0.2	0.1
United Arab Emirates	466	0.0	0.1	0.0	0.1	0.0	0.1	0.1	0.1
Sub-Saharan Africa	603	0.3	0.1	0.5	0.2	0.4	0.1	0.3	0.3	0.2	0.2	0.2	0.2
Angola	614	e 0.2	e 0.0	e 0.1	e 0.1	e 0.1	e 0.1
Botswana	616	e 0.1
Congo, Republic of	634	0.0	0.1	0.0	0.0
Eswatini, Kingdom of	734	0.0	0.1	0.2	0.1	0.0	0.1	0.0	0.0
Estonia	939	0.0	0.0	0.0	0.0	0.7	0.0
Ethiopia	644	0.4	0.0	0.0
Guinea	656	0.1	0.0	0.0	0.0	0.0	0.0	0.0	0.0	0.0
Mozambique	688	e 0.0	e 0.2	e 0.0
South Africa	199	0.0	0.0	0.0	0.1	0.0	0.0	0.0
Uganda	746	0.0	0.0	0.0	0.0	0.1	0.0
Western Hemisphere	205	40.0	45.2	44.6	44.2	39.8	39.3	187.5	130.1	153.1	118.9	106.2	97.4
Anguilla	312	0.1	0.1	0.0	0.0	0.0	0.0	0.0	0.0	0.0	0.0	0.0
Antigua and Barbuda	311	5.3	5.7	5.5	6.5	6.3	5.4	9.2	0.1	0.2	0.3	0.2	0.1
Argentina	213	0.3	0.7	0.4	0.7	0.3	0.2	0.3
Aruba	314	0.1	0.0	0.7	0.2	0.1	0.0	0.0	0.0
Bahamas, The	313	0.0	0.0	0.0	0.0	2.7	0.1	0.0	0.0	0.0	0.0
Barbados	316	6.2	9.2	7.6	7.7	7.4	7.8	8.8	8.7	8.6	9.3	9.9	9.1
Belize	339	0.0	0.0	1.1	1.5	1.4	0.8	0.1	0.1	0.1	0.2	0.4	0.3
Bolivia	218	0.0	0.1	0.0	0.0	0.0
Brazil	223	0.0	0.0	0.0	4.1	4.9	2.7	4.1	2.7	2.8
Chile	228	e 0.1	e 0.1	e 0.3	e 0.0	0.7	0.9	0.9	1.0	0.9	0.8
Colombia	233	3.6	3.6	4.7	7.9	3.3	3.0
Costa Rica	238	0.0	0.0	0.6	0.5	1.4	1.3	1.5	1.3
Curacao	354	0.0	0.2	0.2	0.1	0.1	0.4	0.1	0.4	0.7	0.5	0.3	0.3
Dominica	321	3.3	3.8	4.3	4.2	3.5	5.8	0.7	0.6	0.7	0.5	0.3	0.3
Dominican Republic	243	0.0	0.0	0.0	0.1	0.1	0.1	3.5	3.4	4.8	3.7	2.8	3.1
Ecuador	248	0.0	0.2	0.3	0.4	0.2	0.3	0.2
El Salvador	253	0.0	0.0	0.0	0.0	0.1	0.1
Grenada	328	1.5	1.6	2.7	2.1	1.7	2.2	1.1	1.2	1.1	1.1	1.1	1.9
Guatemala	258	0.0	1.6	0.3	0.6	0.4	0.7	0.8
Guyana	336	0.4	0.8	0.3	0.2	0.1	0.2	4.3	3.5	4.7	5.4	6.2	8.2
Haiti	263	0.1	0.1	0.3	0.0	0.0	0.0	0.0	0.0	0.0	0.0	0.0
Honduras	268	0.0	0.1	1.9	1.5	0.2	0.0	0.3
Jamaica	343	0.7	0.6	0.4	0.4	0.4	0.3	5.1	2.3	2.5	4.8	4.1	2.4
Mexico	273	0.0	0.0	0.5	2.8	2.6	6.1	3.1	3.7	2.5
Montserrat	351	0.3	0.3	0.2	0.3	0.3	0.3
Panama	283	0.0	0.0	0.0	0.8	1.0	1.4	0.9	1.4	1.2
Peru	293	1.2	1.3	1.0	1.7	1.5	1.3
Sint Maarten	352	0.0	0.0	0.1	0.0	0.0	0.0	0.1	0.1	0.1	0.0
St. Kitts and Nevis	361	2.7	2.7	2.5	3.3	3.0	3.3	0.4	0.1	0.1	0.1	0.1	0.1
St. Lucia	362	11.0	8.5	9.9	7.8	7.5	6.9	2.6	2.5	1.7	2.5	2.0	1.6
Suriname	366	0.8	0.6	0.4	0.2	0.2	0.1	0.3	0.4	0.4	0.4	0.3	0.3
Trinidad and Tobago	369	6.8	9.2	7.8	8.2	6.8	4.9	108.2	66.5	78.0	58.8	54.2	51.9
Uruguay	298	0.0	0.0	0.4	1.7	1.1	0.6	0.2
Venezuela, Rep. Bol.	299	0.0	0.6	0.3	0.1	0.1	0.0	22.5	20.9	26.2	9.0	7.2	2.8
Western Hem. n.s.	399	0.8	0.9	0.9	0.8	0.8	0.8	1.0	0.9	0.1	0.1	0.1	0.1
Other Countries n.i.e	910	0.0	0.0	0.0	0.4	0.7	0.4	0.4	0.0	0.1
Cuba	928	0.0	0.0	0.0	0.4	0.6	0.3	0.3	0.0	0.1
Korea, Dem. People's Rep.	954	0.0	0.0	0.1	0.1	0.0	0.0
Countries & Areas n.s.	898	0.4	0.0	0.0
Memorandum Items													
Africa	605	0.4	0.3	0.5	0.2	0.4	0.1	0.3	0.3	0.2	0.3	0.2	0.3
Middle East	405	0.0	0.1	0.0	0.0	40.6	0.1	0.2	0.1	0.1	0.2	0.2
European Union	998	9.7	4.0	30.0	6.5	10.2	2.7	36.7	58.1	40.4	42.4	44.4	58.8
Export earnings: fuel	080	7.1	10.1	8.2	8.4	7.0	5.0	134.5	91.7	109.4	76.1	65.3	58.0
Export earnings: nonfuel	092	56.7	52.7	79.6	44.9	45.7	80.8	271.9	281.7	253.4	259.2	271.2	273.0

Sudan (732)

In Millions of U.S. Dollars

		Exports (FOB)						Imports (CIF)					
		2012	2013	2014	2015	2016	2017	2012	2013	2014	2015	2016	2017
IFS World		3,367.7	7,086.2	4,350.2	3,169.0	3,093.6	4,061.0	9,475.0	9,918.1	9,211.3	9,508.7	8,323.4	9,163.0
World	001	3,365.0	4,789.7	4,350.2	3,168.4	2,598.7	4,100.4	9,475.0	9,918.1	9,211.3	9,508.7	5,662.3	9,163.0
Advanced Economies	110	238.9	2,027.3	1,508.5	883.2	148.5	787.9	4,186.4	4,199.3	3,780.8	3,978.6	1,453.5	3,726.4
Euro Area	163	58.7	135.0	98.8	96.9	105.3	126.3	735.4	729.1	663.6	652.3	558.1	674.1
Austria	122	0.0	0.0	7.7	5.1	10.6	6.5	4.3	12.7
Belgium	124	0.6	1.5	9.4	1.3	2.8	39.0	30.8	21.5	24.9	20.3
Cyprus	423	0.0	10.1	8.7	11.6	55.2	5.3	12.2
Finland	172	11.4	0.2	0.0	0.6	14.4	11.5	4.5	6.9	2.8	6.5
France	132	30.2	53.5	39.9	45.7	46.2	59.1	78.4	63.3	72.2	71.3	63.2	63.4
Germany	134	7.2	11.3	13.3	11.2	14.1	19.7	250.4	287.4	249.2	208.9	219.3	301.9
Greece	174	6.7	6.2	17.0	15.8	10.2	9.3	4.6	7.2	9.3	5.5	3.2	5.4
Ireland	178	0.3	0.3	0.2	9.3	13.5	5.8	7.8	4.1	6.6
Italy	136	6.6	11.3	10.6	5.8	16.9	17.5	167.9	170.1	146.1	159.8	141.8	125.8
Malta	181	15.5	0.5	4.4	0.2	0.3	0.2
Netherlands	138	1.0	20.0	5.6	8.3	17.8	3.9	92.9	97.2	97.4	71.6	78.5	80.9
Portugal	182	0.3	11.6	0.8	8.2	0.0	10.9	5.6	9.0	5.1	6.3	9.8
Slovak Republic	936	2.7
Spain	184	6.1	7.8	1.6	0.3	0.2	13.4	34.2	28.3	22.1	28.6	29.0	25.9
Australia	193	0.1	0.0	1.2	0.6	2.5	0.5	347.7	402.8	300.7	88.9	33.7	12.7
Canada	156	93.8	122.8	63.1	28.1	0.1	126.1	157.0	274.7	137.5	78.7	35.6
China,P.R.: Hong Kong	532	0.1	0.0	0.0	1.9	0.1	0.0	10.2	5.8	10.0	13.0	7.3	3.4
China,P.R.: Macao	546	53.8	1,721.6	1,314.8	739.5	614.8	1,710.3	1,887.5	1,847.9	2,159.2	2,159.2
Czech Republic	935	1.7	2.4
Denmark	128	0.0	0.1	7.2	1.0	6.7	7.0	11.0	8.0	11.9	16.2
Japan	158	4.6	6.3	4.0	2.3	3.4	3.5	331.3	340.8	212.5	301.8	283.1	310.6
Korea, Republic of	542	0.0	6.4	0.1	1.5	0.2	2.5	190.7	199.3	119.3	176.6	167.7	164.9
New Zealand	196	59.5	45.8	32.8	52.1	54.6	44.0
Norway	142	0.0	0.0	0.0	2.1	4.1	1.5	2.7	4.3	3.6
Singapore	576	3.8	5.4	2.8	1.4	6.5	1.8	155.2	7.0	7.5	4.8	6.2	5.6
Sweden	144	1.7	1.0	0.6	0.0	0.0	0.1	113.9	79.7	60.1	86.6	57.0	60.2
Switzerland	146	1.2	0.0	0.5	0.4	0.3	0.6	29.0	30.9	24.1	27.9	38.3	46.1
Taiwan Prov.of China	528	1.2	2.7	0.4	0.3	2.1	1.0	24.9	22.4	29.9	61.0	43.4	37.1
United Kingdom	112	15.2	17.8	11.2	7.5	10.9	19.6	243.7	185.6	135.4	175.9	86.0	93.6
United States	111	4.8	8.3	11.1	2.8	9.8	16.3	99.8	94.4	49.7	28.7	23.1	57.2
Emerg. & Dev. Economies	200	2,960.7	2,163.4	2,646.5	2,103.0	2,425.7	3,304.8	4,985.9	5,269.1	4,987.6	5,011.0	4,120.5	5,407.5
Emerg. & Dev. Asia	505	32.9	59.0	48.5	56.5	114.0	153.5	1,588.8	1,518.1	1,819.5	1,680.1	953.4	1,049.8
Bangladesh	513	2.6	4.1	1.8	0.2	0.3	326.9	45.2	39.9	57.7	30.1	67.8
India	534	24.0	49.8	44.3	37.4	88.4	90.6	835.2	905.4	736.5	794.7	632.9	696.1
Indonesia	536	0.2	1.9	0.4	4.9	3.9	23.8	57.8	78.1	91.9	132.5	119.8	115.6
Malaysia	548	0.1	0.6	0.1	0.3	3.2	12.6	194.7	267.7	684.0	317.1	48.9	73.6
Philippines	566	1.0
Sri Lanka	524	8.3	1.7	1.1	2.2	3.2	0.2
Thailand	578	0.2	0.5	0.5	1.1	0.4	2.2	107.5	197.6	247.9	353.8	103.6	80.6
Vietnam	582	39.3	21.8	14.9	20.2	13.8	14.9
Asia n.s.	598	5.9	2.1	1.4	12.9	18.0	24.1	19.1	0.6	3.3	1.9	0.9
Europe	170	24.1	32.0	39.8	44.7	68.2	87.5	563.8	433.7	508.3	695.1	528.6	1,071.5
Emerg. & Dev. Europe	903	23.8	31.7	39.8	44.4	67.5	86.5	357.9	315.0	310.4	459.8	528.6	471.8
Bulgaria	918	0.1	0.1	0.0	0.1	8.0	0.9	1.2	0.7	1.1	30.5
Croatia	960	0.0	0.1
Hungary	944	0.0	0.1	3.6	1.1	2.6	0.7	15.0	9.7
Poland	964	18.7	13.3	9.1	1.7	16.6	0.7	14.4	6.1	23.0	48.0	9.7	9.1
Romania	968	9.5	7.5	4.7	19.0	0.1	43.4
Turkey	186	5.1	18.4	21.2	35.0	46.1	66.7	331.9	307.0	283.6	410.4	502.8	379.1
CIS	901	0.1	0.3	0.3	203.6	118.6	197.8	235.3	599.7
Russian Federation	922	0.1	0.1	0.0	37.2	478.7
Ukraine	926	0.1	0.2	0.3	203.6	118.6	197.8	198.2	121.0
Europe n.s.	884	0.1	0.2	0.0	0.6	0.7	2.3	0.1	0.1
Mid East, N Africa, Pak	440	2,653.1	1,762.8	2,347.1	1,834.3	2,156.2	2,885.0	2,391.4	2,809.8	2,236.3	2,186.7	2,236.4	2,722.9
Algeria	612	1.2	1.9	3.5	2.1	2.0	19.2	27.9	10.5	0.1	0.0	0.0
Bahrain, Kingdom of	419	0.7	0.4	1.2	0.5	1.2	2.7	51.3	12.6	2.7	2.9	3.5	13.8

Sudan (732)

In Millions of U.S. Dollars

		Exports (FOB)						Imports (CIF)					
		2012	2013	2014	2015	2016	2017	2012	2013	2014	2015	2016	2017
Djibouti	611	0.0	0.4	0.0	0.1	0.2	14.8	0.7	0.1	0.0
Egypt	469	133.2	96.4	212.5	304.4	411.9	450.3	639.2	742.6	491.9	569.4	591.3	549.8
Iran, I.R. of	429	30.5	53.8	23.6	26.9	28.9	46.8
Iraq	433	0.1	0.1	0.3	0.2	1.8	1.0	0.1	0.0	0.0	0.0	0.0
Jordan	439	24.2	29.2	32.1	29.0	29.7	25.0	91.3	97.8	98.1	126.1	75.7	100.2
Kuwait	443	3.1	1.8	16.6	6.7	5.2	5.3	25.1	96.4	14.4	17.8	10.3	6.0
Lebanon	446	29.0	27.3	29.3	36.9	24.3	14.0	16.1	21.3	13.2	12.9	16.1	49.2
Libya	672	0.4	1.0	5.1	0.5	0.6	0.7	0.1	0.1	0.2	1.2	1.0	0.8
Morocco	686	0.0	0.0	5.1	5.4	0.0	50.3	6.3	7.3	4.4	21.2	24.8
Oman	449	0.8	1.3	2.6	0.4	2.3	0.5	10.0	14.3	30.3	15.3	10.5	55.1
Pakistan	564	1.6	4.4	1.8	0.6	11.9	48.7	50.9	100.7	63.8	101.1	70.1	57.9
Qatar	453	4.5	5.3	10.3	21.9	15.3	19.2	52.7	69.3	73.8	18.6	3.3	87.6
Saudi Arabia	456	309.0	443.9	635.3	657.6	506.5	612.2	751.7	706.4	415.3	436.7	523.4	637.8
Somalia	726	0.1	0.5	5.3	0.2	0.2	0.1	0.1	0.8	0.2
Syrian Arab Republic	463	16.1	8.5	60.3	10.8	13.1	16.2	29.3	12.4	4.2	4.6	5.8	8.2
Tunisia	744	1.0	11.3	16.9	13.0	8.7	7.6	1.4	1.3	3.7	12.4	5.4	4.8
United Arab Emirates	466	2,127.2	1,100.3	1,312.0	740.3	1,115.7	1,649.5	494.1	681.8	941.5	836.0	868.9	1,079.2
Yemen, Republic of	474	1.6	30.0	9.1	2.9	9.8	28.5	164.8	41.6	0.2	0.7
Middle East n.s.	489	0.7	0.0	48.9
Sub-Saharan Africa	603	247.6	298.3	204.3	162.9	80.2	176.6	143.7	204.4	205.6	213.3	206.3	296.3
Angola	614	0.0	0.1	0.0
Burundi	618	0.4	0.1	0.4	4.0	1.3	1.3
Comoros	632	0.4
Congo, Dem. Rep. of	636	0.7
Eritrea	643	57.8	46.9	19.3	21.4	19.1	0.1	0.2	0.0	0.0	0.4
Eswatini, Kingdom of	734	0.4	8.8	0.3	0.1	15.0	11.2	12.9	19.3	19.2
Ethiopia	644	178.6	51.3	115.8	86.7	71.8	123.0	10.9	29.9	31.2	43.3	40.8	71.7
Kenya	664	9.8	20.4	1.0	1.2	0.2	21.8	57.1	84.1	78.0	55.1	62.6	68.0
Madagascar	674	0.0	0.0	0.4	0.3	0.4	0.0	0.0	0.2
Malawi	676	0.0	0.1	9.5	2.0	2.9	0.5	2.3
Mauritius	684	0.0	0.0	0.6
Namibia	728	0.1	0.0	0.5	0.9	1.1	3.3	0.8
Nigeria	694	0.5	1.9	3.7	2.3	1.5	3.2	1.1	0.5	0.8	5.1	9.3	12.8
Rwanda	714	0.0	0.2	0.0	0.4	0.8	2.1	1.2
Senegal	722	0.6	0.4
Seychelles	718	0.0	0.1	0.1	0.7	0.1	0.2	0.0	0.1
Sierra Leone	724	0.2
South Africa	199	0.4	0.1	24.1
South Sudan, Rep. of	733	0.8
Tanzania	738	0.2	0.0	0.0
Uganda	746	0.4	1.3	3.0	0.1	0.1	0.1	38.0	40.8	35.9	45.6	41.7	54.2
Zambia	754	3.2	4.5	1.4	7.2	4.3	1.0
Zimbabwe	698	7.0	28.7	35.3	29.7	36.2	26.9
Africa n.s.	799	176.4	52.5	50.2	6.6	8.6	11.3	10.4
Western Hemisphere	205	3.0	11.3	6.8	4.6	7.1	2.1	298.2	303.1	217.9	235.8	195.7	266.9
Argentina	213	34.5	6.5	6.2	1.1	6.5	100.6
Brazil	223	0.0	0.1	0.2	0.4	0.4	0.1	113.8	93.1	15.5	25.3	30.3	60.1
Ecuador	248	37.2	42.1	46.7	44.3	12.9	9.5
Jamaica	343	1.4	0.9	0.1	0.9	2.0
Mexico	273	2.3	4.7	4.7	3.5	4.5	1.2	1.9	0.8	0.6	0.5	0.9	1.5
Western Hem. n.s.	399	0.7	6.6	1.9	0.7	2.2	0.8	109.3	159.6	148.8	163.7	145.1	93.1
Countries & Areas n.s.	898	165.4	599.0	195.2	182.2	24.6	7.7	302.8	449.6	442.9	519.1	88.3	29.1
Memorandum Items													
Africa	605	248.6	311.2	223.0	184.6	97.1	205.7	215.4	240.2	227.3	230.3	233.8	326.2
Middle East	405	2,650.5	1,745.4	2,326.6	1,812.1	2,127.4	2,806.5	2,268.9	2,673.4	2,150.8	2,068.6	2,138.8	2,635.2
European Union	998	94.3	167.3	129.2	113.7	144.8	166.8	1,125.8	1,009.5	897.0	973.8	738.8	939.2
Export earnings: fuel	080	2,447.9	1,587.3	1,998.0	1,436.9	1,652.1	2,307.1	1,501.7	1,870.0	1,601.4	1,442.4	1,472.0	2,428.9
Export earnings: nonfuel	092	917.0	3,202.4	2,352.2	1,731.5	946.7	1,793.3	7,973.3	8,048.0	7,609.9	8,066.3	4,190.3	6,734.1

Suriname (366)

In Millions of U.S. Dollars

		Exports (FOB)						Imports (CIF)					
		2012	2013	2014	2015	2016	2017	2012	2013	2014	2015	2016	2017
IFS World		2,524.7	2,379.6	2,112.8	1,617.1	1,425.6	1,755.3	2,140.8	1,981.8	1,981.3	1,235.2
World	001	713.1	656.4	1,824.1	1,523.3	1,242.1	1,479.0	521.2	660.5	1,912.3	1,809.1	1,176.7	1,210.8
Advanced Economies	110	380.3	343.0	943.1	738.8	612.0	1,147.4	290.1	363.4	994.4	999.1	632.9	717.4
Euro Area	163	91.9	78.4	343.2	333.0	178.0	198.7	113.9	173.1	345.5	365.5	232.0	257.7
Austria	122	0.0	0.0	0.1	1.3	0.3	0.5	0.2	0.4
Belgium	124	66.0	56.2	139.8	112.6	100.1	149.6	5.1	7.1	23.0	21.5	18.3	16.5
Cyprus	423	0.1	0.0	0.1	0.1	0.0	0.0	0.1	0.0	0.0	0.0
Estonia	939	e 0.0	e 0.0	e 0.1	e 0.1	e 0.2	e 0.8
Finland	172	0.0	0.0	0.0	0.0	0.1	11.8	2.9	26.6	0.5	5.9
France	132	13.6	12.8	163.0	181.0	42.6	23.3	4.0	4.4	7.5	13.0	4.7	8.7
Germany	134	0.3	0.3	1.1	0.7	2.2	0.4	4.1	5.3	26.6	22.3	19.7	20.5
Greece	174	0.0	0.0	6.2	0.5	0.1	0.1	0.1	0.1	0.1	0.1
Ireland	178	0.0	0.0	0.1	0.5	0.1	0.1	0.5	0.2
Italy	136	0.0	0.1	0.6	0.8	4.8	0.6	1.1	45.5	10.3	16.8	6.0	13.4
Lithuania	946	0.1	0.8	0.1	0.1
Luxembourg	137	e 0.0	0.0	0.6	0.1	0.1
Malta	181	0.1	0.1	0.0	0.3	0.1
Netherlands	138	9.5	7.4	33.3	27.3	22.0	23.8	97.2	94.7	265.2	250.8	173.2	180.5
Portugal	182	0.5	3.3	0.5	4.7	0.2	0.2	0.2	1.4	1.9	0.7	0.6
Slovak Republic	936	0.0	0.0	0.0	0.1	0.3	0.0	0.1	0.1
Slovenia	961	1.0	0.5	0.0	0.1	0.1	0.0	0.5	0.1	0.2	0.4
Spain	184	0.8	0.9	2.1	3.8	0.9	0.8	1.6	1.9	6.9	10.2	7.5	9.2
Australia	193	0.0	0.0	0.0	0.0	0.0	0.0	0.4	0.4	3.5	6.3	2.3	4.3
Canada	156	39.1	34.5	88.6	68.5	5.4	3.2	7.2	4.0	15.0	68.6	27.8	19.7
China,P.R.: Hong Kong	532	0.3	0.1	6.8	4.9	1.0	324.5	2.4	1.8	33.8	22.4	17.0	17.2
China,P.R.: Macao	546	0.0	0.0	0.1
Czech Republic	935	0.0	0.0	0.0	0.0	0.0	0.0	0.0	0.1	0.0	0.1	0.1	0.0
Denmark	128	0.0	0.0	0.7	0.2	0.1	0.2	0.7	14.7	5.3	2.2	2.2	3.9
Iceland	176	0.0	1.4	10.5	0.0	0.0	0.0
Israel	436	0.0	0.0	0.1	0.0	0.0	0.0	0.0	0.1	0.0	0.0	0.0	0.0
Japan	158	1.1	0.9	3.5	3.0	3.8	5.2	15.6	17.3	46.2	58.3	26.0	26.3
Korea, Republic of	542	0.1	0.0	0.4	0.3	0.5	0.6	0.4	0.3	0.9	1.0	0.6	0.3
New Zealand	196	0.0	0.0	0.1	0.2	0.3	0.1	0.1	0.0	0.3	0.2	0.1	0.5
Norway	142	12.4	1.5	0.1	0.2	0.4	0.0	0.0	0.0	0.3	0.5	0.1	0.1
Singapore	576	1.6	0.9	0.9	0.4	14.8	14.2	1.4	3.3	6.7	3.5	2.1	3.1
Sweden	144	0.0	0.1	0.0	0.3	0.1	0.7	0.7	2.2	0.5	0.5	0.9
Switzerland	146	161.1	149.7	297.3	248.5	369.8	564.0	2.9	0.8	2.0	2.2	2.8	3.3
Taiwan Prov. of China	528	0.3	3.0	2.9	6.5	7.9	1.9	1.3	3.4	3.8	3.7	2.2	2.7
United Kingdom	112	0.1	0.1	0.4	0.8	1.5	0.4	2.7	2.8	6.7	7.8	5.6	4.8
United States	111	72.2	72.4	198.3	61.6	28.0	34.2	140.2	140.7	522.2	456.2	311.5	372.4
Emerg. & Dev. Economies	200	330.8	313.0	880.3	778.4	624.7	330.4	221.7	289.7	901.6	793.5	533.8	487.6
Emerg. & Dev. Asia	505	3.8	5.0	33.7	63.0	22.4	40.0	47.9	54.9	185.6	187.1	109.5	125.7
Bangladesh	513	0.0	0.0	1.0	0.8	1.2	1.5	0.0	0.1	0.1
China,P.R.: Mainland	924	2.6	3.9	25.5	22.9	12.4	12.9	34.4	34.8	91.1	94.1	76.3	92.5
India	534	0.8	0.5	5.1	36.2	6.1	20.3	3.1	5.7	11.3	7.2	5.9	6.2
Indonesia	536	0.0	0.0	0.0	0.0	0.0	0.1	1.1	1.1	5.0	4.6	3.0	2.9
Malaysia	548	0.0	0.0	0.1	0.0	0.1	0.0	1.8	3.8	36.4	41.6	7.5	9.7
Myanmar	518	0.2	0.2	0.1
Nauru	836	0.1
Nepal	558	e 0.0	e 0.0	e 0.0	e 0.2	e 0.1	0.0	0.0
Philippines	566	0.0	0.3	0.1	0.0	0.0	18.4	20.5	1.9	0.4
Sri Lanka	524	0.0	0.0	0.0	0.2	0.3	0.3	0.4
Thailand	578	0.2	0.3	0.2	0.4	0.4	0.5	4.0	4.8	18.4	13.8	11.7	12.8
Vietnam	582	0.1	0.1	1.3	2.5	2.0	4.4	0.2	1.1	1.0	1.1	0.6	0.6
Asia n.s.	598	0.0	0.0	0.0	0.0	0.0	0.0	3.2	3.5	3.6	3.8	2.3	0.0
Europe	170	0.2	0.3	5.5	0.8	1.1	1.8	4.8	1.8	13.0	15.3	13.1	23.0
Emerg. & Dev. Europe	903	0.2	0.0	4.9	0.3	0.4	0.3	4.3	1.7	11.0	14.0	8.6	11.8
Bulgaria	918	0.0	0.0	0.0	0.1	0.0	0.1	0.2	0.1	0.1	0.4	0.5
Croatia	960	0.0	0.0	0.1	0.0
Faroe Islands	816	0.1

Suriname (366)

In Millions of U.S. Dollars

		Exports (FOB)						Imports (CIF)					
		2012	2013	2014	2015	2016	2017	2012	2013	2014	2015	2016	2017
Hungary	944	0.0	0.2	0.2	0.1	0.2	0.1	0.2
Kosovo	967	e 0.1	e 0.0
Montenegro	943	4.7	0.1
Poland	964	0.1	0.0	0.0	0.0	2.6	0.1	1.2	1.9	1.4	1.3
Romania	968	0.1	0.0	0.0	0.0	0.0	0.0	0.0	0.0
Serbia, Republic of	942	0.0	0.1	0.0	0.0	0.0	0.0	0.0	0.1
Turkey	186	0.0	0.0	0.1	0.2	0.2	0.3	1.4	1.1	9.4	11.7	6.7	9.7
CIS	901	0.0	0.2	0.6	0.5	0.6	1.5	0.5	0.2	2.0	1.3	4.5	11.1
Azerbaijan, Rep. of	912	0.1
Belarus	913	e 0.0	e 0.1	e 0.5	e 0.4	e 0.5	e 1.4	e 0.0	e 0.1	e 0.2
Georgia	915	0.0	0.1	0.1
Kazakhstan	916	e 0.0	e 0.1	e 0.0	e 0.0	e 0.0
Russian Federation	922	0.0	0.1	0.1	0.0	0.0	0.0	0.0	0.1	1.6	1.1	3.8	9.6
Ukraine	926	0.0	0.0	0.0	0.0	0.0	0.5	0.0	0.3	0.1	0.6	1.3
Mid East, N Africa, Pak	440	244.7	226.9	507.3	427.1	408.1	110.2	0.6	0.9	2.6	3.2	2.4	3.3
Algeria	612	1.5
Bahrain, Kingdom of	419	0.0	0.1
Egypt	469	0.0	0.0	0.0	0.0	0.0	0.0	0.1	0.1
Iran, I.R. of	429	0.0	0.1	0.0
Lebanon	446	0.0	0.1	0.1	0.0	0.0	0.1	0.0	0.0
Morocco	686	0.0	0.0	0.0	0.1	0.1	0.1	0.5	0.3	0.3	0.3
Oman	449	0.0	0.1	0.1	0.0	0.0	0.0	0.7
Pakistan	564	0.0	0.0	0.0	0.0	0.0	0.2	0.1	0.5	0.2	0.2	0.4
Qatar	453	0.0	0.1	0.1	0.0
Saudi Arabia	456	0.0	0.0	0.2	0.0	0.0	0.1	0.1	0.1	0.1
Tunisia	744	0.0	0.0	0.0	0.0	0.1	0.1	0.1	0.1	0.1
United Arab Emirates	466	243.2	226.9	507.3	426.9	407.8	109.8	0.1	0.6	1.0	2.4	1.5	1.6
Sub-Saharan Africa	603	8.6	6.9	3.8	1.1	1.1	0.8	0.4	1.6	1.8	4.8	7.8	5.9
Angola	614	0.3	0.2	0.0	0.0
Cameroon	622	0.0	0.2	0.0	0.0	0.0	0.0	0.0
Eswatini, Kingdom of	734	0.0	0.0	0.7	0.4	0.1
Estonia	939	e 0.0	e 0.0	e 0.1	e 0.1	e 0.2	e 0.8
Ethiopia	644	e 0.4	e 0.4	e 0.5	e 0.5	e 0.4	e 0.4
Gabon	646	0.2	0.0
Ghana	652	4.5	2.3	0.0	0.1	0.1	0.0	0.2	0.0	0.0
Liberia	668	0.0	0.1	0.0	0.0	0.0
Mauritius	684	0.0	0.2	0.0	0.0
Namibia	728	0.0	0.0	0.0	0.0	0.1	0.2	0.4	0.1	0.0	0.0
Niger	692	0.0	0.0	0.1	0.1	0.0
Nigeria	694	0.0	0.1	0.1	0.1	0.0	0.6	0.0	0.0	0.1
Senegal	722	0.1	0.8
Seychelles	718	3.5	3.2	2.9
Sierra Leone	724	0.0	0.9	0.0	0.0	0.0
South Africa	199	0.0	0.0	0.0	0.1	0.0	0.1	0.2	1.3	0.6	3.0	7.2	5.4
Uganda	746	0.0	0.0	0.0	0.0	0.1
Zimbabwe	698	0.0	0.0	0.0	0.1	0.0	0.2
Western Hemisphere	205	73.4	74.0	330.0	286.4	192.0	177.7	168.1	230.4	698.7	583.1	401.1	329.8
Anguilla	312	0.4	0.3	0.0	0.0
Antigua and Barbuda	311	0.1	0.1	0.3	1.8	1.6	1.5	5.8	21.3	30.0	30.9	17.7	6.6
Argentina	213	4.3	0.0	0.0	0.0	0.0	0.0	3.6	1.3	6.1	2.2	1.4
Aruba	314	0.2	0.2	1.2	2.5	2.5	1.0	0.1	3.2	1.1	1.3	0.6	0.3
Bahamas, The	313	0.0	0.0	1.2	1.1	0.4	0.0	1.0	3.2
Barbados	316	10.5	19.6	25.3	18.9	7.4	6.4	0.9	2.5	12.8	12.1	5.3	5.7
Belize	339	0.0	0.0	0.1	0.0	0.0	0.0	0.6	3.2	2.2	0.1	0.3
Bolivia	218	0.0	0.0	0.0	0.0	0.2	0.2	0.1
Brazil	223	4.8	0.7	1.4	1.1	4.1	3.7	17.5	14.4	39.2	36.0	28.3	30.1
Chile	228	0.0	3.6	0.6	0.7	0.7	0.0	1.9	1.5	2.8	3.2	1.2	3.2
Colombia	233	0.2	0.1	0.3	0.2	0.1	0.3	5.7	6.5	44.2	30.7	21.3	20.0
Costa Rica	238	0.0	0.0	0.0	0.0	0.1	2.4	2.0	8.5	10.3	8.9	5.5
Curacao	354	1.9	1.7	1.7	1.1	117.0	19.8	13.4	7.1

Suriname (366)

In Millions of U.S. Dollars

		Exports (FOB)						Imports (CIF)					
		2012	2013	2014	2015	2016	2017	2012	2013	2014	2015	2016	2017
Dominica	321	0.0	0.0	0.1	0.1	0.2	0.3	0.3	0.4	1.4	2.0	1.5	0.3
Dominican Republic	243	2.1	0.0	0.3	0.2	0.2	0.2	8.3	8.5	25.4	13.1	8.6	8.5
Ecuador	248	0.1	0.1	0.0	0.1	0.1	0.1	0.1	0.2	0.1
El Salvador	253	0.0	0.1	0.1	0.1	0.2	0.2	0.2
Grenada	328	0.0	0.0	0.1	0.2	0.2	0.1	0.0	0.0	0.1	0.1	0.1	0.1
Guatemala	258	0.0	0.1	0.0	2.0	1.6	3.0	2.4	5.7	8.5
Guyana	336	23.8	27.8	158.8	142.1	66.9	90.1	5.3	5.5	14.9	14.9	10.3	10.9
Haiti	263	0.0	0.3	2.3	5.3	4.7	0.0	0.0	0.0	0.0	0.3
Honduras	268	0.0	0.0	0.0	0.2	0.0	0.1	0.1	0.0	0.1	0.4
Jamaica	343	17.0	12.4	43.5	28.3	27.1	26.3	3.1	5.1	19.8	12.3	7.6	11.3
Mexico	273	0.4	0.0	0.5	0.1	0.3	0.2	3.3	5.3	16.8	11.9	9.6	10.0
Montserrat	351	0.2	0.2	0.4
Nicaragua	278	0.0	0.0	0.0	0.1	0.1	0.6	0.2	0.2	0.1
Panama	283	0.2	0.1	9.3	8.4	3.3	0.3	7.2	7.7	25.6	20.1	21.8	14.1
Paraguay	288	0.0	0.0	0.0	0.2	0.0	0.0	0.1	0.1
Peru	293	0.0	0.0	4.5	0.1	0.1	0.3	0.8	0.5	0.4	2.5	4.8
Sint Maarten	352	0.0	0.1	0.1	0.1	0.1	0.0	0.1
St. Kitts and Nevis	361	0.0	0.0	0.0	1.6	1.4	0.3	0.0	0.0	0.0
St. Lucia	362	0.0	0.0	1.3	0.9	0.8	2.6	0.6	14.9	113.0	64.9	45.1	35.7
St. Vincent & Grens.	364	0.1	0.1	0.3	0.2	0.2	0.2	0.2	0.2	0.5	0.2	0.1	0.1
Trinidad and Tobago	369	9.5	8.7	69.7	63.1	60.6	37.3	96.9	122.4	194.3	286.4	185.3	138.1
Uruguay	298	0.0	0.1	0.0	0.0	0.0	0.1	0.0	0.0	0.0	0.0
Venezuela, Rep. Bol.	299	0.0	0.1	7.9	6.7	5.9	4.3	2.4	2.4	14.1	6.1	2.4	5.5
Western Hem. n.s.	399	0.0	0.0	0.0	0.0	0.0	0.0	0.8	0.1	0.8	0.5	0.7
Other Countries n.i.e	910	0.4	0.3	0.7	0.9	0.8	1.0	9.2	7.3	11.1	7.1	4.1	5.3
Cuba	928	0.1	0.1	0.4	0.4	0.4	0.6	1.0	1.4	1.9	1.1	0.7	0.9
Korea, Dem. People's Rep.	954	0.2	0.2	0.3	0.4	0.4	0.4	8.2	5.9	9.2	5.9	3.4	4.4
Special Categories	899	5.1	4.5	9.5	5.9
Countries & Areas n.s.	898	1.7	0.1	0.0	0.0	0.3	0.2	0.1	5.3	0.5
Memorandum Items													
Africa	605	10.1	6.9	3.8	1.1	1.2	0.9	0.6	1.8	2.4	5.2	8.2	6.2
Middle East	405	243.2	226.9	507.3	427.1	408.1	110.1	0.3	0.6	1.4	2.7	1.8	2.5
European Union	998	92.1	78.6	344.4	334.0	180.1	199.5	120.9	191.9	361.1	378.4	242.2	269.3
Export earnings: fuel	080	254.5	236.0	585.5	497.4	475.0	152.2	105.3	132.1	256.3	327.3	214.8	175.8
Export earnings: nonfuel	092	458.7	420.4	1,238.7	1,025.9	767.0	1,326.7	415.9	528.4	1,656.0	1,481.8	961.9	1,035.1

Sweden (144)

In Millions of U.S. Dollars

		Exports (FOB)						Imports (CIF)					
		2012	2013	2014	2015	2016	2017	2012	2013	2014	2015	2016	2017
IFS World		172,445.5	167,497.4	164,647.8	140,016.1	139,291.2	153,108.8	164,556.8	160,585.9	162,213.7	138,348.8	140,985.2	154,008.4
World	001	172,460.1	167,509.6	164,645.2	140,023.6	139,298.2	153,109.2	164,565.8	160,617.5	162,211.1	138,398.1	140,756.6	154,018.7
Advanced Economies	110	133,212.8	130,125.0	128,428.3	110,773.1	111,230.3	121,157.4	131,225.9	127,735.5	127,439.6	110,563.0	113,708.3	122,743.0
Euro Area	163	66,180.7	66,533.8	65,128.1	55,296.2	56,998.9	62,647.2	77,936.1	79,148.2	80,398.0	70,025.5	73,151.2	79,955.5
Austria	122	1,488.7	1,445.1	1,404.3	1,231.8	1,180.4	1,424.7	1,766.3	1,884.1	2,006.9	1,661.5	1,764.4	1,948.7
Belgium	124	8,047.9	8,246.4	7,605.1	6,161.0	6,501.6	6,690.6	6,222.9	6,251.8	6,361.3	5,927.4	6,481.2	7,159.9
Cyprus	423	41.8	39.9	54.5	26.4	32.3	39.2	29.5	37.4	34.9	30.3	40.4	55.9
Estonia	939	1,545.6	1,278.9	1,215.8	1,063.6	1,126.9	1,286.6	2,247.7	2,597.0	2,648.2	2,189.9	2,171.8	1,809.4
Finland	172	11,146.0	11,835.0	11,511.1	9,458.4	9,451.1	10,591.3	8,343.1	8,808.5	8,142.2	6,219.3	6,394.3	7,242.1
France	132	7,851.5	7,618.1	7,262.8	5,802.3	6,152.3	6,411.4	6,905.1	6,389.4	7,183.5	5,959.7	5,729.4	6,047.0
Germany	134	16,913.9	16,651.5	16,534.5	14,214.8	14,652.9	16,757.4	28,406.3	28,042.9	28,218.3	24,667.8	26,493.2	28,879.6
Greece	174	330.6	323.8	310.8	317.8	392.2	443.8	189.0	212.4	187.0	146.2	166.5	185.1
Ireland	178	758.4	762.0	953.1	724.0	793.6	608.1	1,856.5	1,841.5	2,018.9	1,972.1	1,513.0	1,487.4
Italy	136	3,793.0	3,820.8	3,971.2	3,661.5	3,731.8	4,118.6	4,698.7	4,994.9	4,899.4	4,570.3	4,576.2	5,037.0
Latvia	941	543.1	570.4	483.1	421.8	443.9	428.9	619.8	609.7	644.1	576.5	657.7	723.9
Lithuania	946	708.1	824.1	966.3	875.7	907.7	979.1	948.0	1,092.0	1,144.7	955.3	1,207.8	1,372.2
Luxembourg	137	101.2	121.6	109.9	103.6	92.4	130.0	342.1	358.9	379.5	309.1	296.3	321.2
Malta	181	75.6	170.2	138.8	101.0	68.8	29.6	22.4	63.7	25.3	64.4	52.1	26.0
Netherlands	138	9,022.4	8,932.8	8,293.7	7,208.7	7,503.1	8,346.4	11,320.0	12,016.7	12,451.3	11,267.3	11,850.0	13,623.2
Portugal	182	721.1	705.3	800.5	724.3	754.5	778.2	631.9	600.0	510.5	457.9	537.2	518.6
Slovak Republic	936	288.9	300.9	331.8	316.6	331.9	427.7	1,124.7	1,040.9	1,092.0	954.1	1,079.6	1,044.7
Slovenia	961	126.3	126.4	140.8	130.6	146.6	197.2	208.3	226.9	247.0	212.2	247.2	309.1
Spain	184	2,676.7	2,760.6	3,040.1	2,752.3	2,734.8	2,958.5	2,053.8	2,079.3	2,203.2	1,884.2	1,892.8	2,164.3
Australia	193	2,189.1	1,890.5	1,623.7	1,416.5	1,528.6	1,763.3	330.7	379.9	305.6	262.8	273.0	309.1
Canada	156	1,410.3	1,217.3	1,132.4	1,083.4	1,215.2	1,203.1	497.8	379.6	423.1	454.0	484.8	495.9
China,P.R.: Hong Kong	532	716.2	610.9	637.3	558.2	537.3	465.0	453.6	400.9	370.6	335.0	338.5	299.1
China,P.R.: Macao	546	8.0	5.5	3.0	1.5	1.8	2.6	4.0	5.6	6.5	4.4	3.0	1.2
Czech Republic	935	1,159.0	1,254.3	1,202.0	1,053.9	1,137.9	1,290.9	2,000.2	1,967.2	2,105.3	2,021.4	2,070.7	2,240.1
Denmark	128	11,075.5	11,428.5	11,321.6	9,636.2	9,730.0	10,500.3	13,841.8	12,962.7	11,913.0	10,691.4	10,658.3	11,051.0
Iceland	176	244.6	280.5	280.8	291.4	329.6	390.2	26.0	25.9	24.1	35.0	37.0	29.0
Israel	436	480.8	453.5	350.7	290.3	297.1	357.2	147.1	162.1	176.0	146.1	135.8	148.8
Japan	158	2,522.1	2,260.2	2,048.5	1,805.4	2,085.9	2,283.2	2,234.2	1,720.3	1,716.1	1,500.6	1,726.8	1,697.1
Korea, Republic of	542	1,219.9	1,204.5	1,268.5	1,162.3	1,397.5	1,433.8	1,005.0	961.1	904.0	786.2	830.6	957.1
New Zealand	196	171.6	202.1	185.9	153.9	163.4	201.5	58.7	54.8	57.6	50.5	52.3	52.2
Norway	142	17,801.6	17,919.7	17,244.8	14,436.9	14,459.2	15,641.8	14,142.4	13,496.1	12,751.9	10,808.1	10,996.7	11,780.7
San Marino	135	2.1	2.6	2.9	3.2	4.6	5.8	0.9	0.7	0.4	1.0	0.9	0.7
Singapore	576	1,277.1	951.6	855.6	755.1	615.5	756.1	97.9	69.7	123.2	145.7	122.8	137.3
Switzerland	146	2,033.9	2,042.1	1,731.0	1,626.8	1,681.3	1,660.3	1,261.4	1,119.8	1,151.7	1,090.0	1,072.8	1,121.5
Taiwan Prov.of China	528	470.2	502.7	523.2	445.7	447.4	482.4	1,046.1	908.2	872.2	744.9	721.4	785.4
United Kingdom	112	13,190.5	10,935.8	11,783.5	10,018.3	8,398.8	9,528.2	10,731.7	9,601.4	10,021.1	7,652.5	7,278.7	7,869.7
United States	111	11,059.3	10,428.8	11,104.7	10,737.9	10,200.2	10,544.5	5,410.4	4,371.4	4,119.2	3,807.9	3,753.0	3,811.9
Vatican	187	0.1	0.0	0.1	0.1	0.1	0.0	0.0	0.0	0.0	0.0	0.0
Emerg. & Dev. Economies	200	36,794.5	35,844.8	34,753.5	28,454.6	27,355.8	30,945.1	33,328.3	32,877.0	34,768.1	27,830.9	26,977.8	31,180.6
Emerg. & Dev. Asia	505	9,754.2	10,042.6	9,294.6	8,466.2	8,179.2	10,079.0	11,648.0	11,898.0	12,343.4	11,630.4	11,333.6	12,274.3
Bangladesh	513	64.8	64.3	86.8	47.6	54.9	52.0	347.0	387.3	399.0	425.5	463.2	493.6
Bhutan	514	8.0	4.8	1.7	2.2	3.1	3.0	0.0	0.0	0.0	0.0	0.0	0.0
Brunei Darussalam	516	2.0	4.9	4.9	2.7	9.4	3.3	0.0	0.0	0.2	0.1	0.1	0.1
Cambodia	522	8.0	5.3	7.3	7.6	5.2	5.9	43.0	53.6	59.0	69.8	72.7	77.4
China,P.R.: Mainland	924	5,564.6	6,069.7	5,826.3	5,358.1	5,365.8	6,855.6	8,054.8	8,201.2	8,680.0	8,229.4	7,887.0	8,427.7
Fiji	819	0.6	0.6	0.5	6.0	0.4	0.2	0.1	0.1	0.1	0.2	0.1	0.1
F.T. French Polynesia	887	1.4	1.2	1.4	1.0	2.3	1.2	0.1	0.1	0.1	0.1	0.1	0.3
F.T. New Caledonia	839	16.4	6.7	4.8	6.6	1.8	1.9	5.4	0.1	2.9	0.1	0.1	0.0
Guam	829	0.0	0.4	0.7	0.3	0.2	0.3	0.0	0.0	0.0	0.0	0.0
India	534	1,670.6	1,528.4	1,514.7	1,297.4	1,041.0	1,340.9	771.3	752.9	790.3	713.8	709.2	755.6
Indonesia	536	695.2	471.3	452.0	349.4	348.9	471.6	205.4	192.7	181.2	188.6	180.1	183.3
Kiribati	826	0.1	0.2	0.2	0.0	0.1	0.1	0.5	0.0	0.0	0.0	0.0	0.0
Lao People's Dem.Rep	544	8.3	0.6	0.7	0.5	0.3	8.5	1.2	3.2	10.3	21.7	19.1	27.7
Malaysia	548	483.1	449.2	418.0	323.4	337.3	315.4	613.7	591.0	516.7	430.9	359.3	423.0
Maldives	556	2.1	1.9	3.3	2.5	3.5	5.6	0.0	0.2	0.0	0.0	0.0	0.1
Marshall Islands	867	0.1	0.2	0.0	0.0	1.0	0.0	0.1	0.0	0.0	0.0	1.2

Sweden (144)

In Millions of U.S. Dollars

		Exports (FOB)						Imports (CIF)					
		2012	2013	2014	2015	2016	2017	2012	2013	2014	2015	2016	2017
Mongolia	948	25.2	41.3	13.8	13.6	18.3	21.3	0.3	0.4	0.4	0.6	0.4	0.7
Myanmar	518	4.7	3.4	23.1	28.9	17.3	10.7	2.5	2.1	2.3	7.0	15.4	30.8
Nepal	558	11.8	1.8	5.2	13.5	1.5	4.2	1.2	1.4	1.3	1.5	1.4	1.6
Palau	565	0.0	0.0	0.1	0.0	0.3	0.0	0.0	0.0	0.0
Papua New Guinea	853	12.5	21.2	18.7	6.1	2.5	2.9	2.8	0.3	0.4	0.3	5.1	3.2
Philippines	566	151.2	146.3	136.4	155.9	125.6	162.7	193.1	69.1	34.5	47.8	41.5	66.2
Samoa	862	1.0	0.7	0.4	0.3	0.7	1.1	0.1	0.0	0.0	0.1	1.0
Solomon Islands	813	0.3	0.6	0.4	0.4	0.3	0.7	0.0	0.0	0.0	0.2	0.0
Sri Lanka	524	63.0	48.5	40.8	40.5	39.2	38.5	63.9	63.4	61.0	62.4	63.6	71.5
Thailand	578	818.0	1,031.5	562.1	642.8	627.1	525.1	626.5	599.8	615.3	486.3	485.1	529.4
Timor-Leste	537	3.7	0.6	0.4	0.1	1.3	0.2	0.0	0.0	0.0	0.1	5.8
Tonga	866	0.0	0.0	0.1	0.0	0.0	0.0	0.0	0.0	0.0	0.0
Vanuatu	846	0.1	0.1	0.1	0.2	0.1	0.1	0.0	0.0	0.0	0.1	0.1	0.0
Vietnam	582	132.1	134.1	168.7	157.9	170.3	243.5	704.2	978.6	987.8	943.8	1,029.2	1,173.4
Asia n.s.	598	5.0	2.8	1.1	0.6	0.9	1.1	10.7	0.1	0.5	0.3	0.5	0.4
Europe	170	12,960.7	12,789.8	12,460.3	9,765.8	9,870.9	10,962.0	17,186.7	15,935.5	17,130.7	12,667.5	12,432.5	14,516.1
Emerg. & Dev. Europe	903	8,567.2	8,344.6	8,677.6	7,464.9	7,441.9	8,080.1	7,702.2	8,374.1	8,667.6	7,851.8	8,462.3	9,852.5
Albania	914	11.1	9.3	10.1	8.0	9.5	6.4	0.8	0.9	1.3	1.1	4.5	18.6
Bosnia and Herzegovina	963	25.2	26.1	36.1	34.2	30.4	28.2	32.7	48.1	50.9	43.7	50.0	55.3
Bulgaria	918	143.8	162.8	137.6	130.9	137.8	176.0	100.6	121.4	135.8	142.9	180.1	233.7
Croatia	960	197.1	119.9	92.4	87.9	114.0	113.9	59.5	56.8	64.6	48.1	88.7	94.8
Faroe Islands	816	32.0	28.6	41.8	30.4	27.6	31.5	6.9	6.3	16.8	2.9	2.7	4.9
Gibraltar	823	451.4	285.8	314.0	168.5	121.3	167.6	0.0	17.0	0.1	0.3	0.0	0.0
Hungary	944	804.4	689.5	756.6	647.2	623.8	705.4	1,026.1	1,016.8	994.1	1,062.9	1,177.7	1,495.1
Kosovo	967	4.4	2.7	2.6	2.0	2.6	2.9	0.5	1.0	1.3	1.3	1.3	1.5
Macedonia, FYR	962	13.7	18.3	19.1	13.1	10.5	17.0	12.3	13.7	17.0	13.2	20.2	17.2
Montenegro	943	2.7	3.8	5.2	7.2	5.3	12.6	2.3	2.5	2.8	2.5	2.5	0.7
Poland	964	4,480.6	4,487.6	4,833.1	4,314.0	4,520.4	4,673.5	4,661.9	5,176.6	5,245.0	4,769.2	5,177.9	5,989.0
Romania	968	286.8	335.7	369.6	332.9	338.1	379.2	442.0	562.8	620.5	447.5	454.7	428.6
Serbia, Republic of	942	132.7	139.6	149.4	127.5	118.2	118.5	46.8	55.9	62.1	65.2	84.4	168.4
Turkey	186	1,981.3	2,034.9	1,910.0	1,561.2	1,382.2	1,647.3	1,309.7	1,294.1	1,455.3	1,251.0	1,217.6	1,344.6
CIS	901	4,392.5	4,444.3	3,781.7	2,299.8	2,428.1	2,880.6	9,484.5	7,561.3	8,463.1	4,815.7	3,970.2	4,663.5
Armenia	911	23.7	14.6	26.3	11.9	7.9	25.9	8.1	0.7	0.8	0.5	0.3	0.4
Azerbaijan, Rep. of	912	46.8	25.6	25.7	70.3	17.7	20.6	18.0	14.6	0.1	0.7	0.6	0.7
Belarus	913	146.1	151.2	92.2	56.5	40.0	64.4	109.7	70.3	56.6	53.1	42.3	38.9
Georgia	915	23.2	8.6	9.2	23.0	17.3	10.2	1.3	0.5	0.4	0.1	0.1	0.3
Kazakhstan	916	184.2	151.6	98.3	84.1	153.5	125.6	61.4	45.1	48.6	29.4	28.8	56.2
Kyrgyz Republic	917	5.3	6.1	4.2	3.2	4.3	5.2	0.3	0.3	0.4	0.3	0.3	0.3
Moldova	921	14.0	20.1	10.2	9.4	12.4	11.5	5.8	4.3	4.9	3.5	2.2	2.1
Russian Federation	922	3,485.2	3,622.5	3,222.9	1,745.1	1,709.5	2,198.7	9,227.2	7,364.3	8,284.6	4,661.6	3,817.7	4,479.5
Tajikistan	923	0.5	0.9	1.6	2.3	1.2	3.1	0.0	0.0	0.0	0.1	0.4
Turkmenistan	925	6.0	27.5	9.1	19.0	44.7	1.8	0.0	0.0	0.0	0.0	0.0	0.0
Ukraine	926	429.8	342.2	260.4	256.8	400.7	387.3	52.5	60.9	66.6	65.6	77.7	84.6
Uzbekistan	927	27.6	73.4	21.6	18.3	18.9	26.3	0.1	0.3	0.2	0.9	0.2	0.2
Europe n.s.	884	1.0	0.9	1.0	1.2	1.0	1.3	0.0	0.1	0.0	0.1	0.1	0.1
Mid East, N Africa, Pak	440	6,306.6	6,554.5	7,005.6	5,298.4	4,813.3	5,031.4	599.0	747.4	832.2	667.8	719.7	1,236.2
Afghanistan, I.R. of	512	62.2	36.1	19.1	16.9	8.0	13.8	3.9	4.9	0.3	0.6	0.2	0.3
Algeria	612	446.5	512.8	561.1	477.0	375.0	244.1	32.2	14.7	48.8	7.3	3.6	23.5
Bahrain, Kingdom of	419	45.3	41.0	72.8	25.0	17.7	30.6	22.4	2.1	3.8	1.0	1.0	1.3
Djibouti	611	7.0	7.7	5.4	5.9	6.9	4.5	0.0	0.0	0.1	0.0	0.0	0.1
Egypt	469	958.4	846.2	1,012.3	730.6	751.8	739.1	40.5	43.5	45.8	32.9	31.3	34.1
Iran, I.R. of	429	143.5	188.3	303.9	304.7	260.5	510.5	16.0	11.0	10.1	10.5	13.4	14.3
Iraq	433	277.7	340.5	331.0	243.3	242.6	149.6	74.4	106.3	56.4	0.5	148.9	233.2
Jordan	439	111.2	114.4	88.4	70.0	56.1	74.3	5.3	3.3	4.7	7.2	6.3	5.5
Kuwait	443	57.5	107.8	71.4	94.8	57.7	81.8	0.6	0.4	0.9	0.6	0.3	59.5
Lebanon	446	98.3	111.3	68.9	67.7	86.8	77.6	9.6	12.5	15.8	15.9	19.0	17.8
Libya	672	56.3	91.6	100.9	22.1	38.3	40.7	3.4	86.7	0.0	0.0	2.2	174.9
Mauritania	682	10.5	7.8	17.8	5.9	40.5	4.3	0.0	0.1	0.0	0.1	0.0	0.0
Morocco	686	428.0	412.7	549.3	325.9	384.9	460.1	27.9	42.5	50.4	88.5	99.1	136.4
Oman	449	159.6	211.2	208.9	214.4	126.3	117.8	4.1	1.7	1.4	1.3	1.4	1.0

Sweden (144)

In Millions of U.S. Dollars

		Exports (FOB)						Imports (CIF)					
		2012	2013	2014	2015	2016	2017	2012	2013	2014	2015	2016	2017
Pakistan	564	237.2	235.5	334.5	233.2	235.7	248.7	114.3	130.3	149.9	139.2	152.9	162.8
Qatar	453	349.4	261.3	333.5	212.9	172.7	230.7	58.3	94.6	183.0	166.4	62.7	180.9
Saudi Arabia	456	1,748.0	1,953.0	1,637.5	1,243.5	1,083.3	1,082.4	117.3	130.1	138.3	125.6	115.5	105.7
Somalia	726	0.6	0.7	0.5	1.7	1.5	0.6	0.0	0.0	0.0	0.0	0.3	0.0
Sudan	732	90.9	66.8	59.3	78.4	43.5	53.3	6.7	3.2	0.9	0.2	0.9	0.3
Syrian Arab Republic	463	30.5	10.5	15.5	13.2	22.2	22.0	3.2	1.8	1.4	1.5	3.6	3.9
Tunisia	744	157.1	113.9	115.5	91.6	94.1	69.8	24.2	26.6	41.6	13.2	31.0	34.0
United Arab Emirates	466	788.4	840.0	1,046.0	805.7	682.7	739.8	34.4	31.1	78.1	54.6	25.8	46.1
West Bank and Gaza	487	5.0	2.0	4.5	2.3	2.7	20.6	0.1	0.1	0.1	0.2	0.2	0.2
Yemen, Republic of	474	37.2	41.1	47.6	11.8	21.8	14.6	0.0	0.0	0.3	0.4	0.0	0.1
Sub-Saharan Africa	603	3,134.3	2,375.4	2,334.3	1,997.9	1,551.9	1,582.1	1,709.5	2,121.3	2,218.5	1,109.0	956.4	1,581.8
Angola	614	86.6	77.1	110.3	47.0	13.4	11.4	89.2	0.2	60.8	1.5	1.0	0.1
Benin	638	17.7	29.2	20.4	11.4	12.9	10.2	0.0	0.2	0.1	0.0	0.3	0.1
Botswana	616	13.6	12.4	12.3	3.9	5.1	5.9	0.1	0.1	0.0	0.0	0.0	0.1
Burkina Faso	748	43.8	29.3	21.2	21.2	23.3	26.1	0.1	0.0	0.1	0.0	0.0	0.1
Burundi	618	0.3	0.7	0.7	0.2	0.2	0.3	8.9	10.2	4.8	9.2	7.8	6.6
Cabo Verde	624	0.9	0.8	1.4	0.8	1.8	2.2	0.1	0.0	0.1	0.0	0.8	1.0
Cameroon	622	15.1	21.2	24.8	24.4	21.2	13.6	0.8	14.2	0.7	21.6	0.1	0.5
Central African Rep.	626	0.2	0.2	1.3	0.9	2.7	0.5	0.0	0.0	0.0	0.0	0.0	0.0
Chad	628	2.3	2.3	1.6	5.9	0.3	0.9	0.0	0.1	0.0	0.0	0.0	0.0
Comoros	632	0.2	0.0	0.7	0.2	0.0	0.1	0.0	0.0	0.0	0.0	0.3	0.0
Congo, Dem. Rep. of	636	73.9	14.4	18.0	16.2	6.1	8.8	0.5	0.3	0.3	0.5	0.8	0.8
Congo, Republic of	634	10.5	12.1	12.5	6.3	5.9	4.4	0.4	0.3	31.7	0.8	4.4	0.4
Côte d'Ivoire	662	49.6	48.3	52.9	41.3	33.4	42.1	21.6	14.7	18.0	0.9	46.3	0.2
Equatorial Guinea	642	3.0	1.3	1.9	0.6	4.0	0.6	20.0	16.4	0.0	0.0	0.1	0.0
Eritrea	643	7.1	2.7	7.6	4.5	2.0	3.1	0.0	0.0	0.1	0.0	0.0	0.0
Eswatini, Kingdom of	734	0.4	1.6	0.8	0.5	0.1	0.4	0.0	0.0	0.1	0.0	0.1	1.6
Estonia	939	1,545.6	1,278.9	1,215.8	1,063.6	1,126.9	1,286.6	2,247.7	2,597.0	2,648.2	2,189.9	2,171.8	1,809.4
Ethiopia	644	32.9	35.9	35.9	159.5	51.7	23.8	35.2	19.4	22.2	16.7	17.6	15.5
Gabon	646	5.4	7.5	8.1	13.9	3.5	8.4	0.8	5.9	0.0	1.4	7.7	38.2
Gambia, The	648	4.9	4.4	5.4	3.8	4.8	6.6	0.0	0.0	0.0	0.0	0.0	0.0
Ghana	652	195.6	136.9	106.9	127.5	109.8	96.5	2.9	8.9	6.7	10.2	4.0	4.2
Guinea	656	19.1	11.9	5.5	8.2	7.0	13.9	0.3	0.3	0.1	0.5	0.0	0.0
Guinea-Bissau	654	1.6	0.8	1.4	2.6	2.0	0.3	0.0	0.0	0.0	0.0	0.0	0.0
Kenya	664	71.7	51.9	45.5	50.8	48.0	55.4	67.6	44.7	39.9	34.7	31.3	29.5
Lesotho	666	0.0	2.0	0.2	0.0	0.0	0.0	0.0	0.0	0.0	0.1	0.2	0.1
Liberia	668	6.8	10.5	10.3	5.5	11.5	17.8	0.1	0.0	0.0	0.2	0.0	1.2
Madagascar	674	6.4	5.0	12.0	12.0	5.9	3.0	0.1	3.1	37.2	42.7	38.1	43.5
Malawi	676	0.3	1.8	1.9	1.9	1.6	1.8	1.4	2.4	2.2	1.8	1.6	1.3
Mali	678	15.8	20.1	15.6	9.9	12.6	15.8	0.1	0.2	1.1	0.2	0.5	0.3
Mauritius	684	5.0	5.6	6.5	5.0	5.5	6.1	3.5	4.3	6.9	6.8	8.1	8.4
Mozambique	688	11.4	20.5	16.4	12.9	4.9	12.5	0.1	0.2	1.1	0.8	0.7	2.0
Namibia	728	10.3	13.2	19.3	27.5	4.1	5.2	1.4	6.6	0.9	1.3	1.7	1.1
Niger	692	11.7	12.3	11.6	7.7	9.2	8.8	0.3	0.4	0.2	0.1	0.2	0.2
Nigeria	694	495.4	344.3	375.0	249.1	179.9	101.0	1,074.2	1,584.2	1,643.2	736.0	588.9	1,218.6
Rwanda	714	22.8	16.4	10.5	7.1	16.6	10.9	1.5	0.3	2.4	2.9	3.1	8.6
Senegal	722	23.5	45.2	33.3	18.2	24.7	47.7	0.1	0.1	0.4	1.0	2.7	1.1
Seychelles	718	5.9	4.1	4.2	3.7	3.7	3.9	0.1	0.0	0.0	0.0	0.2	0.0
Sierra Leone	724	18.8	12.8	8.9	5.7	9.9	10.1	0.2	0.0	0.0	1.0	0.1	0.2
South Africa	199	1,518.5	1,118.5	999.7	896.0	744.4	860.5	361.8	366.3	317.8	196.3	167.0	171.9
South Sudan, Rep. of	733	12.2	1.3	1.9	0.4	0.2	0.0	0.0	0.0	0.0	0.1
Tanzania	738	146.7	88.8	84.0	88.4	92.6	57.9	5.4	5.7	9.2	6.4	7.5	7.0
Togo	742	4.3	7.0	125.9	7.7	5.8	7.7	0.0	0.0	0.1	0.5	0.4	0.1
Uganda	746	25.5	22.6	15.9	12.1	8.5	13.2	7.4	7.6	4.6	7.3	7.0	9.2
Zambia	754	92.1	92.5	73.1	58.4	37.4	54.5	2.6	2.4	4.3	3.9	4.1	1.0
Zimbabwe	698	55.4	17.0	11.4	15.5	10.5	8.1	0.7	1.4	1.3	1.4	1.8	7.2
Africa n.s.	799	1.4	0.0	0.0	0.0	2.8	0.0	0.0	0.0	0.0	0.0	0.0	0.0
Western Hemisphere	205	4,638.7	4,082.5	3,658.8	2,926.2	2,940.4	3,290.6	2,185.1	2,174.8	2,243.2	1,756.2	1,535.6	1,572.3
Anguilla	312	0.1	0.4	0.4	0.1	0.2	0.2	0.0	0.0	0.0	0.0	0.2
Antigua and Barbuda	311	11.7	4.3	4.2	4.2	0.8	3.3	0.1	0.1	0.0	0.0	0.0	0.5

Sweden (144)

In Millions of U.S. Dollars

		Exports (FOB)						Imports (CIF)					
		2012	2013	2014	2015	2016	2017	2012	2013	2014	2015	2016	2017
Argentina	213	257.4	261.5	225.4	244.6	282.6	284.7	91.1	88.5	81.3	69.8	76.7	79.4
Aruba	314	1.3	1.4	0.9	1.4	0.9	1.9	0.0	0.0	0.0	0.0	0.4	0.3
Bahamas, The	313	5.1	16.1	4.2	9.4	63.1	79.9	0.4	3.0	0.1	0.1	0.3	2.4
Barbados	316	12.2	13.9	11.7	13.6	12.6	10.6	0.7	0.6	0.2	0.1	0.5	1.0
Belize	339	2.5	0.7	0.8	0.5	0.3	1.0	0.0	0.0	0.1	0.2	0.2	0.1
Bermuda	319	0.5	3.1	4.3	0.8	1.0	1.8	0.1	0.0	1.9	2.1	1.9	0.3
Bolivia	218	28.1	120.7	138.9	52.9	33.4	150.4	2.6	1.6	2.4	2.8	1.3	1.4
Brazil	223	1,738.5	1,467.8	1,340.6	865.2	789.8	863.1	628.1	544.0	605.4	625.4	539.6	536.0
Chile	228	473.3	415.0	389.6	323.3	294.6	325.2	211.2	212.7	254.1	168.1	116.0	92.4
Colombia	233	163.0	127.3	107.9	101.0	83.7	111.7	94.0	62.9	63.8	49.0	53.5	60.1
Costa Rica	238	54.3	41.1	44.1	26.6	32.5	33.4	36.7	65.0	48.7	30.8	32.4	35.0
Curacao	354	0.9	1.7	1.7	1.2	2.7	0.0	0.1	0.0	0.1	0.0
Dominica	321	0.8	0.6	1.7	0.9	1.4	2.0	5.1	0.0	0.0	0.1	0.0	0.0
Dominican Republic	243	26.1	24.6	25.0	31.4	44.8	35.8	46.8	19.2	35.3	38.5	62.0	45.8
Ecuador	248	38.1	32.0	42.2	39.7	29.5	49.8	21.8	25.8	25.9	49.5	39.6	59.6
El Salvador	253	22.5	23.8	19.1	25.0	20.1	12.7	9.9	10.4	5.3	5.1	0.4	1.5
Falkland Islands	323	0.0	0.0	0.0	0.0	0.0	0.0	0.2	0.1	0.0	0.0
Greenland	326	168.4	159.9	142.5	93.5	77.4	92.2	2.5	0.1	0.3	0.1	0.0	1.1
Grenada	328	0.3	0.6	1.5	1.7	1.8	0.6	0.0	0.0	0.0	0.0	0.0
Guatemala	258	35.8	36.9	46.6	37.3	27.7	33.1	22.0	5.9	5.3	5.0	5.6	3.8
Guyana	336	2.7	3.9	2.4	8.6	3.8	2.7	0.0	0.0	0.0	0.0	0.1	0.4
Haiti	263	9.5	11.1	3.8	4.2	6.2	1.4	0.1	0.1	0.1	0.2	0.1	0.1
Honduras	268	10.0	10.0	22.9	10.5	22.6	17.5	43.3	23.3	28.2	32.6	33.4	45.4
Jamaica	343	15.8	14.4	15.1	9.8	11.6	3.6	1.5	1.4	1.6	1.1	7.7	1.1
Mexico	273	935.9	765.7	658.8	685.2	702.1	765.5	127.3	96.4	115.0	141.2	118.0	113.1
Montserrat	351	0.0	0.1	0.3	0.1	0.3	0.0	0.0	0.0	0.0	0.0	0.0	0.0
Netherlands Antilles	353	3.9	0.1
Nicaragua	278	18.9	16.1	19.4	13.9	20.5	17.0	9.8	34.0	7.7	10.1	49.8	9.6
Panama	283	71.2	54.5	45.7	45.5	33.5	32.0	37.9	19.4	24.0	19.6	4.3	0.6
Paraguay	288	15.6	14.8	11.3	7.6	9.3	10.0	3.3	5.0	1.2	7.9	9.2	13.8
Peru	293	276.9	231.5	197.1	174.2	204.9	208.5	218.5	237.6	219.1	136.1	77.4	76.1
Sint Maarten	352	0.4	0.4	0.5	0.5	0.3	0.0	0.0	0.0	0.0	0.1
St. Kitts and Nevis	361	0.4	0.6	1.3	1.0	12.9	10.7	0.1	0.0	0.0	0.1	0.2	0.0
St. Lucia	362	0.5	1.8	1.9	0.4	1.6	0.5	0.0	0.0	0.0	0.0	0.0	0.6
St. Vincent & Grens.	364	3.7	1.0	1.3	0.1	0.9	0.1	0.0	0.0	0.0	0.0	0.0	0.4
Suriname	366	3.0	2.4	2.9	1.1	3.9	0.9	0.0	0.0	0.0	0.0	0.2	0.1
Trinidad and Tobago	369	16.9	26.9	21.6	16.5	13.7	33.2	0.2	0.1	0.1	0.1	1.6	1.5
Uruguay	298	59.4	72.9	48.1	44.7	35.6	43.9	20.7	17.9	19.8	7.5	8.3	6.9
Venezuela, Rep. Bol.	299	150.0	93.6	46.1	12.8	42.6	40.4	548.4	699.2	695.6	351.2	293.2	378.5
Western Hem. n.s.	399	4.5	8.6	5.0	14.5	14.4	6.6	0.4	0.2	0.3	1.8	1.8	2.9
Other Countries n.i.e	910	29.2	40.1	28.0	37.9	25.3	31.5	11.3	4.8	2.9	4.0	4.4	7.6
Cuba	928	29.1	39.6	27.7	37.8	25.2	31.5	11.1	4.8	2.8	3.8	4.2	7.5
Korea, Dem. People's Rep.	954	0.1	0.5	0.3	0.1	0.1	0.1	0.2	0.0	0.0	0.2	0.2	0.1
Special Categories	899	1,299.9	1,169.1	1,232.7	701.0	620.5	911.2	0.0	0.0	64.7	85.9
Countries & Areas n.s.	898	1,123.7	330.7	202.6	57.0	66.4	64.0	0.3	0.2	0.6	0.2	1.4	1.6
Memorandum Items													
Africa	605	4,275.1	3,485.5	3,641.8	2,982.5	2,498.0	2,418.7	1,800.6	2,208.3	2,360.3	1,218.2	1,091.4	1,776.1
Middle East	405	4,866.6	5,160.5	5,343.1	4,061.8	3,623.2	3,932.1	389.7	525.3	540.2	418.8	431.6	878.7
European Union	998	97,518.4	95,947.9	95,624.5	81,517.3	81,999.5	90,014.6	110,800.0	110,614.0	111,497.4	96,861.3	100,238.1	109,357.5
Export earnings: fuel	080	8,836.8	9,278.6	8,943.3	6,123.9	5,425.1	6,105.2	11,521.4	10,299.4	11,378.3	6,252.5	5,213.4	7,141.4
Export earnings: nonfuel	092	163,623.4	158,231.0	155,701.9	133,899.7	133,873.2	147,004.0	153,044.4	150,318.0	150,832.8	132,145.6	135,543.2	146,877.3

Switzerland (146)

In Millions of U.S. Dollars

		Exports (FOB)						Imports (CIF)					
		2012	2013	2014	2015	2016	2017	2012	2013	2014	2015	2016	2017
IFS World		213,987.7	217,127.5	227,620.7	210,882.6	213,820.6	224,079.1	188,620.2	191,621.0	195,138.2	172,922.1	176,219.5	188,819.6
World	001	312,459.8	357,809.3	311,155.0	289,839.2	304,419.5	299,070.0	295,959.7	321,088.4	275,234.4	251,499.7	270,227.3	263,985.3
Advanced Economies	110	224,667.1	247,095.2	221,796.7	205,439.3	225,566.3	211,856.8	218,548.7	259,572.8	213,475.6	191,646.3	190,929.6	197,047.3
Euro Area	163	119,025.6	116,734.8	117,361.5	103,638.2	106,332.4	109,522.3	157,964.0	145,779.9	139,150.7	121,648.2	122,902.9	128,894.1
Austria	122	8,570.4	8,972.7	8,563.4	7,814.2	7,563.8	8,021.8	8,387.0	8,709.2	9,713.9	7,802.9	7,891.5	7,949.4
Belgium	124	5,330.2	5,823.3	6,391.9	5,821.3	6,215.7	6,871.0	8,499.4	6,057.0	5,043.9	4,778.4	4,849.6	5,028.3
Cyprus	423	64.5	93.5	64.9	58.0	70.7	58.3	15.0	19.4	6.9	18.5	15.5	25.6
Estonia	939	173.6	204.3	168.8	149.7	173.1	157.5	68.8	52.6	50.8	42.7	52.5	80.3
Finland	172	960.3	846.6	859.9	670.9	813.1	705.1	1,192.5	1,027.4	1,113.3	894.4	951.8	1,103.5
France	132	23,396.7	20,821.3	19,000.0	17,534.0	17,735.2	17,138.8	24,297.5	21,304.5	18,174.7	16,803.1	16,413.0	17,965.7
Germany	134	46,794.8	45,348.7	47,508.0	41,234.0	43,704.3	45,398.4	64,404.3	60,004.9	59,641.2	51,987.5	52,014.7	55,205.3
Greece	174	1,023.3	980.5	984.5	827.7	793.6	790.8	184.5	188.1	172.5	154.2	163.5	165.9
Ireland	178	755.5	907.7	1,291.1	1,008.0	1,033.6	879.3	7,209.1	7,635.1	7,884.8	7,280.0	7,808.4	7,590.9
Italy	136	17,919.3	18,186.3	17,690.4	15,513.9	14,891.2	15,759.2	27,724.9	24,868.9	22,632.1	19,480.7	19,782.7	20,122.9
Latvia	941	154.2	147.8	151.2	146.9	173.5	153.4	49.1	47.1	54.9	48.4	51.9	46.5
Lithuania	946	171.8	192.1	187.7	143.8	141.7	135.2	80.1	99.5	141.4	110.7	141.5	178.3
Luxembourg	137	516.9	421.0	276.0	258.5	320.3	552.3	239.1	399.9	602.0	231.8	270.6	492.9
Malta	181	56.0	56.4	56.5	55.2	51.2	58.9	16.0	14.4	14.1	16.1	19.1	70.2
Netherlands	138	5,521.9	5,783.1	5,731.4	5,002.9	5,125.2	5,366.9	6,819.8	6,412.4	6,100.5	5,163.8	5,062.2	5,173.5
Portugal	182	865.5	1,155.2	916.3	822.4	823.2	863.8	829.0	1,075.1	896.1	866.2	871.9	954.3
Slovak Republic	936	475.6	561.5	617.9	537.8	577.1	552.4	937.7	1,050.0	956.2	840.3	928.3	963.7
Slovenia	961	380.2	451.1	498.8	430.6	425.8	508.1	338.9	392.2	582.0	414.2	449.9	437.3
Spain	184	5,894.9	5,781.8	6,402.9	5,608.2	5,700.2	5,551.0	6,671.4	6,422.2	5,369.5	4,714.0	5,164.4	5,339.3
Australia	193	3,272.6	3,134.8	2,785.6	2,512.5	2,378.6	2,432.7	828.9	787.2	603.9	535.8	891.5	1,284.0
Canada	156	3,747.7	3,796.8	3,744.0	3,648.2	3,531.7	3,648.2	1,380.9	2,921.2	1,603.0	1,077.3	1,044.2	1,925.8
China,P.R.: Hong Kong	532	16,179.3	51,430.2	24,189.7	25,087.3	18,589.1	16,047.0	3,009.4	2,168.4	3,101.4	2,698.9	8,220.0	9,271.4
China,P.R.: Macao	546	67.8	43.8	48.3	52.0	34.0	46.2	9.0	12.1	9.2	8.0	6.5	41.3
Czech Republic	935	1,613.8	1,586.3	1,648.3	1,609.5	1,539.5	1,681.8	2,375.8	2,373.1	2,506.2	2,448.7	2,320.0	2,476.6
Denmark	128	1,036.2	1,069.3	1,041.6	890.1	937.9	975.5	897.2	873.0	905.3	774.9	763.3	777.6
Iceland	176	27.5	29.2	32.7	28.7	35.6	37.1	23.0	25.2	31.9	27.0	30.1	29.6
Israel	436	1,074.5	1,223.8	1,186.5	1,151.1	1,139.6	1,109.1	594.4	648.2	709.4	646.0	696.9	605.4
Japan	158	7,640.0	6,928.5	6,999.2	6,852.7	7,700.8	7,535.2	5,050.5	4,047.0	3,993.1	3,504.6	3,585.8	4,952.7
Korea, Republic of	542	2,954.8	3,112.7	3,241.4	2,987.6	2,964.5	3,298.2	880.7	709.1	691.8	668.9	848.5	745.7
New Zealand	196	275.7	244.0	238.4	190.5	210.7	215.2	88.4	105.2	104.4	98.8	98.3	97.5
Norway	142	1,116.9	1,027.4	1,067.5	817.6	722.2	648.4	591.2	437.8	384.2	353.3	400.7	426.9
San Marino	135	3.2	2.3	35.8	1.6
Singapore	576	7,023.5	12,318.6	9,073.1	7,946.2	6,516.8	7,403.0	2,245.9	1,449.3	1,710.7	1,998.4	3,417.9	2,412.4
Sweden	144	1,705.0	1,588.4	1,626.9	1,536.4	1,474.2	1,507.9	1,946.0	2,072.3	1,782.9	1,662.6	1,488.3	1,596.6
Taiwan Prov.of China	528	2,164.8	2,094.1	2,042.8	1,980.1	1,787.0	1,898.8	1,017.2	1,009.5	1,027.4	1,027.1	1,054.9	1,208.7
United Kingdom	112	30,212.5	13,421.4	13,994.8	13,857.9	32,667.0	17,077.4	14,145.0	69,752.9	33,813.5	32,156.6	19,086.1	19,387.2
United States	111	25,528.8	27,311.5	31,474.6	30,652.6	36,995.9	36,754.4	25,501.2	24,401.2	21,346.5	20,311.1	24,038.0	20,912.1
Vatican	187	5.4	16.2	0.0	0.1
Emerg. & Dev. Economies	200	87,772.3	110,688.6	89,335.2	84,372.5	78,830.6	87,186.8	77,377.4	61,480.9	61,721.6	59,821.0	79,262.7	66,899.2
Emerg. & Dev. Asia	505	49,767.7	59,606.2	46,281.8	47,792.5	47,457.7	52,614.6	20,207.0	19,296.6	20,765.3	21,563.3	27,475.7	25,816.2
American Samoa	859	0.8	0.0	0.1	1.9	0.0	0.0	0.0	0.0	0.0
Bangladesh	513	111.8	110.2	142.4	164.1	155.2	179.4	300.9	337.6	359.4	365.4	449.2	505.7
Bhutan	514	4.0	5.8	0.9	2.3	0.7	1.1	0.4	0.0	0.3	0.1	0.0	0.0
Brunei Darussalam	516	1.6	2.8	19.0	8.6	2.9	3.2	10.8	0.4	2.9	2.7	2.1	2.3
Cambodia	522	7.8	10.0	9.7	11.1	9.0	11.4	76.1	87.8	105.4	115.2	356.5	157.8
China,P.R.: Mainland	924	9,931.0	20,880.6	18,312.7	20,075.5	27,332.2	24,537.7	11,063.2	12,349.7	13,268.0	12,857.6	12,576.6	13,206.2
Fiji	819	3.2	3.9	6.0	3.9	3.7	2.1	0.1	0.0	0.1	0.1	0.1	0.3
F.T. French Polynesia	887	2.4	1.8	1.8	1.6	2.0	2.0	0.0	0.1	0.3	0.3	0.6	1.5
F.T. New Caledonia	839	3.1	3.8	2.9	2.6	3.0	1.6	0.3	0.1	0.1	0.1	0.0
Guam	829	10.0	9.2	9.1	7.6	10.5	13.6	0.7	1.0	0.3	0.3	0.0	0.6
India	534	30,740.1	25,727.9	20,994.8	21,282.1	14,641.6	19,975.2	1,546.5	1,661.8	1,783.2	1,522.8	1,509.7	1,620.0
Indonesia	536	460.4	620.2	668.2	575.4	466.4	457.8	282.7	318.6	340.4	1,377.4	2,406.3	1,572.9
Kiribati	826	0.0	0.0	0.0	0.0	0.2	0.0	0.0
Lao People's Dem.Rep	544	4.7	34.7	9.8	3.5	4.2	4.4	4.4	4.7	4.3	4.6	57.2	8.5
Malaysia	548	1,239.0	1,682.9	1,905.0	1,742.2	1,517.2	2,539.9	593.1	581.6	704.0	667.1	969.7	1,526.9
Maldives	556	3.0	3.4	4.6	4.7	5.0	5.9	3.3	3.8	5.7	6.7	6.8	9.0

Switzerland (146)

In Millions of U.S. Dollars

		Exports (FOB)						Imports (CIF)					
		2012	2013	2014	2015	2016	2017	2012	2013	2014	2015	2016	2017
Marshall Islands	867	0.8	1.3	0.0	0.0
Mongolia	948	11.3	13.4	10.6	6.6	8.8	6.5	39.1	311.4	418.9	400.6	777.1	630.8
Myanmar	518	3.2	9.2	22.6	23.1	28.4	24.8	6.0	14.6	28.6	47.6	36.2	67.5
Nepal	558	24.6	34.0	64.3	76.6	41.2	113.1	6.7	8.4	9.2	9.7	8.1	8.8
Palau	565	0.5
Papua New Guinea	853	7.9	1.4	1.5	1.4	1.8	1.3	11.3	1.3	0.2	1.8	3.2	5.0
Philippines	566	351.4	389.7	364.2	323.5	374.6	327.1	510.7	471.8	425.3	390.8	516.2	467.0
Samoa	862	0.0	0.1	0.1	0.1	0.0	0.0	0.1	0.0	0.0	0.0	0.0
Solomon Islands	813	0.4	0.2	0.3	0.3	0.5	0.3	2.9	4.5	9.8	10.4	10.3	20.3
Sri Lanka	524	207.8	225.2	125.9	141.0	215.8	184.2	158.7	171.4	215.0	171.4	160.5	179.8
Thailand	578	6,288.8	8,039.8	3,142.5	2,815.2	2,079.5	3,597.3	4,871.4	1,684.4	2,038.8	2,594.3	5,054.5	4,385.7
Timor-Leste	537	0.2	0.1	0.3	1.3	0.3	0.4	0.0	0.0
Tonga	866	0.0	0.0	0.0	0.0	0.1	0.0	0.0	0.0	0.0
Vanuatu	846	0.0	0.1	0.1	0.1	0.1	0.1	0.0	0.0	0.1
Vietnam	582	343.1	1,792.4	461.4	514.2	550.8	622.9	717.4	1,279.2	1,045.1	1,015.5	1,499.6	1,439.2
Asia n.s.	598	6.2	3.3	0.8	1.9	0.9	0.1	0.3	2.4	0.0	0.6	1,075.1	0.0
Europe	170	14,046.2	19,122.6	15,147.2	11,072.4	10,191.3	14,428.1	12,239.8	14,798.6	15,195.9	14,929.4	12,818.1	13,100.8
Emerg. & Dev. Europe	903	9,174.7	13,877.4	10,295.3	7,608.6	7,260.9	11,194.8	6,299.6	5,722.8	8,203.2	10,265.2	7,581.8	6,572.6
Albania	914	33.0	34.4	32.1	33.6	37.9	41.5	9.6	15.3	14.5	13.3	14.2	14.4
Bosnia and Herzegovina	963	57.8	53.6	65.9	55.8	57.0	77.2	63.3	80.7	97.3	82.8	88.6	99.1
Bulgaria	918	318.4	351.8	390.3	367.1	377.1	385.2	282.7	285.4	246.5	219.1	266.2	313.2
Croatia	960	213.4	250.4	205.5	215.5	252.1	225.1	112.8	139.9	149.6	175.8	182.0	203.3
Faroe Islands	816	1.1	0.4	0.5	0.5	0.4	0.6	1.1	1.5	1.9	2.6	3.9	1.4
Gibraltar	823	6.2	15.4	15.5	8.8	8.2	7.6	1.1	9.2	0.0	3.4	0.1	0.1
Hungary	944	1,073.3	920.7	1,163.5	1,122.0	949.6	1,032.7	982.1	1,119.3	1,202.3	1,122.1	1,105.0	1,118.8
Kosovo	967	28.0	27.5	24.1	25.5	24.9	40.6	6.1	7.7	9.1	11.1	14.3	27.3
Macedonia, FYR	962	58.6	55.4	48.7	43.0	41.8	48.8	78.9	80.3	83.4	68.5	67.3	73.3
Montenegro	943	10.9	12.5	15.3	8.7	13.1	16.8	1.7	2.9	2.5	6.0	3.9	4.3
Poland	964	2,020.0	2,246.7	2,415.1	2,186.6	2,220.6	2,237.8	1,722.3	1,796.0	1,913.9	1,789.9	2,013.5	2,281.6
Romania	968	850.3	856.9	863.6	690.9	714.0	756.9	541.2	603.6	673.9	580.4	606.2	673.2
Serbia, Republic of	942	151.9	174.7	199.5	261.5	208.7	226.4	97.3	109.3	114.0	100.7	143.4	151.2
Turkey	186	4,352.0	8,877.0	4,855.8	2,589.2	2,355.5	6,097.6	2,399.5	1,471.5	3,694.1	6,089.6	3,073.3	1,611.5
CIS	901	4,865.8	5,230.6	4,845.6	3,458.2	2,923.4	3,223.8	5,935.4	9,071.1	6,988.6	4,663.6	5,219.8	6,527.8
Armenia	911	84.1	84.7	125.5	34.3	33.4	92.7	8.9	8.1	4.8	3.3	3.1	140.9
Azerbaijan, Rep. of	912	197.8	255.5	190.6	174.3	87.4	70.6	239.7	266.6	444.9	220.9	94.3	151.9
Belarus	913	223.6	168.9	220.1	200.9	94.7	89.3	10.8	13.0	21.6	21.2	32.0	29.3
Georgia	915	50.7	49.1	49.0	37.6	45.4	41.5	3.5	2.3	1.8	3.1	47.3	69.9
Kazakhstan	916	239.4	211.2	235.8	170.9	150.7	183.3	1,458.9	1,874.9	1,045.4	196.5	236.6	478.5
Kyrgyz Republic	917	11.8	17.5	15.9	17.1	11.9	15.9	343.9	364.1	416.2	441.3	59.0	334.9
Moldova	921	28.4	33.6	28.8	23.8	15.5	19.9	12.7	12.4	15.9	15.0	16.7	23.3
Russian Federation	922	3,156.3	3,398.9	3,176.0	2,392.0	2,069.6	2,253.3	3,079.6	4,760.1	3,341.8	1,651.6	1,673.2	1,362.4
Tajikistan	923	2.8	3.5	118.9	47.2	10.2	4.9	53.5	50.0	120.5	141.3	75.5	119.7
Turkmenistan	925	33.8	28.4	22.1	17.1	22.0	18.6	29.9	0.9	30.3	0.7	0.7	0.5
Ukraine	926	767.6	892.0	520.1	265.8	275.9	320.9	168.2	169.1	227.6	112.3	117.8	121.2
Uzbekistan	927	69.7	87.3	142.7	77.1	106.8	113.0	525.8	1,549.7	1,317.8	1,856.5	2,863.6	3,695.2
Europe n.s.	884	5.6	14.6	6.2	5.6	6.9	9.5	4.8	4.7	4.2	0.6	16.5	0.4
Mid East, N Africa, Pak	440	15,323.4	21,910.6	18,833.0	17,343.8	13,503.9	12,095.1	21,675.0	7,292.4	6,659.2	5,561.2	18,985.6	12,215.6
Afghanistan, I.R. of	512	12.2	9.7	8.0	7.3	3.8	3.0	1.3	4.1	0.1	0.6	17.6	2.3
Algeria	612	426.4	461.4	527.5	376.0	338.6	361.8	185.3	513.4	210.4	3.6	2.9	7.1
Bahrain, Kingdom of	419	262.5	334.7	298.9	252.5	293.5	282.7	52.2	33.0	32.9	27.0	23.7	61.1
Djibouti	611	0.7	0.7	0.4	0.8	0.8	0.6	0.3	0.0	0.0	0.0	0.0	3.0
Egypt	469	753.5	1,398.0	1,121.2	929.2	884.1	886.1	365.1	152.8	110.0	79.4	477.1	330.1
Iran, I.R. of	429	495.1	360.2	666.2	954.1	508.9	543.1	39.3	33.3	33.0	20.3	21.7	46.8
Iraq	433	332.4	467.5	442.6	442.4	376.2	318.5	0.0	0.2	213.5	4.3	41.2	0.6
Jordan	439	274.4	651.8	670.4	730.8	448.2	513.6	60.5	10.7	7.5	9.6	8.9	5.7
Kuwait	443	389.2	471.4	436.3	464.5	464.1	472.1	13.2	64.1	28.4	56.8	69.4	74.1
Lebanon	446	727.3	958.1	844.5	675.9	646.9	564.3	838.7	474.6	298.0	228.1	219.9	228.2
Libya	672	228.7	374.8	256.2	106.8	215.4	116.7	1,415.5	1,427.2	1,145.9	87.5	25.5	141.6
Mauritania	682	10.3	8.1	15.4	5.1	4.3	4.3	317.4	329.1	338.6	253.3	231.4	306.7
Morocco	686	293.8	284.1	338.9	296.5	302.6	340.9	343.4	319.9	251.6	229.7	229.2	272.3

Switzerland (146)

In Millions of U.S. Dollars

		Exports (FOB)						Imports (CIF)					
		2012	2013	2014	2015	2016	2017	2012	2013	2014	2015	2016	2017
Oman	449	241.9	256.5	219.4	216.3	283.2	331.8	6.5	8.3	4.1	4.7	5.5	9.3
Pakistan	564	278.5	299.3	299.7	322.5	366.1	364.5	114.8	105.2	118.0	109.7	125.8	146.9
Qatar	453	761.8	606.1	784.9	992.4	841.7	685.5	248.2	162.6	167.6	279.0	293.0	134.1
Saudi Arabia	456	3,901.6	5,272.1	4,999.2	4,952.5	2,826.0	1,852.9	299.3	273.7	184.7	135.3	449.3	346.3
Somalia	726	0.1	0.2	0.4	1.0	0.4	0.2	0.0	0.1	0.1	0.1	0.1	0.0
Sudan	732	51.5	63.1	85.0	81.5	87.0	85.4	1.9	10.1	3.4	9.7	6.3	4.0
Syrian Arab Republic	463	144.8	34.3	29.7	19.0	27.1	29.0	4.3	2.1	1.1	0.3	0.2	0.4
Tunisia	744	224.1	230.4	276.2	200.6	194.8	242.6	147.4	160.2	167.1	148.0	168.3	202.6
United Arab Emirates	466	5,446.0	9,263.0	6,441.1	5,278.7	4,348.2	4,051.4	17,219.7	3,207.4	3,342.9	3,873.8	16,568.2	9,892.0
West Bank and Gaza	487	29.0	29.7	26.1	24.6	22.5	28.9	0.5	0.4	0.3	0.2	0.3	0.4
Yemen, Republic of	474	37.7	75.5	45.0	12.9	19.6	15.1	0.0	0.0	0.0	0.1	0.0	0.0
Sub-Saharan Africa	603	1,632.7	2,586.6	1,684.2	1,467.8	1,412.4	1,449.2	9,208.9	8,586.4	8,384.4	7,409.9	8,038.5	7,387.9
Angola	614	70.1	965.8	32.8	23.0	19.2	8.9	1.4	0.3	0.2	0.2	0.0	0.1
Benin	638	23.3	31.4	33.8	22.5	6.5	5.3	57.0	165.0	87.4	41.7	0.5	1.3
Botswana	616	33.0	1.9	7.4	1.6	1.5	1.6	0.3	0.6	1.9	0.7	30.5	42.7
Burkina Faso	748	9.0	7.1	5.2	5.4	5.4	4.9	1,328.6	1,338.4	1,315.7	997.5	1,340.3	1,315.7
Burundi	618	1.0	0.7	1.3	0.7	1.2	1.0	3.8	0.1	0.1	0.1	0.0	0.0
Cabo Verde	624	1.9	1.9	1.7	2.7	1.5	1.7	0.0	0.0	0.0	0.0	0.0
Cameroon	622	13.9	13.9	15.4	11.9	16.5	17.9	4.9	2.7	6.7	3.8	9.1	6.5
Central African Rep.	626	0.3	0.4	0.6	1.8	0.5	1.3	2.0	0.5	0.3	0.1	0.1	0.3
Chad	628	1.9	3.0	2.7	4.4	2.4	2.1	0.7	1.1	0.0	0.1	0.0	0.1
Comoros	632	0.1	0.0	0.0	0.0	0.0	0.1	0.2	0.0	0.5	0.5	0.6	1.1
Congo, Dem. Rep. of	636	11.1	7.7	7.3	13.1	7.5	5.5	2.1	1.3	2.6	2.6	2.3	2.3
Congo, Republic of	634	8.1	9.6	7.4	12.4	6.2	3.8	1.6	0.1	0.6	1.6	2.2	2.8
Côte d'Ivoire	662	24.2	46.4	36.9	46.5	29.2	67.8	303.2	283.0	451.9	499.5	513.4	478.7
Equatorial Guinea	642	1.8	1.3	3.0	4.8	1.7	0.4	0.4	0.0	0.0	0.0	0.0
Eritrea	643	2.7	0.6	0.4	0.5	0.4	0.3	184.7	9.6	0.1	0.2	0.0	0.0
Eswatini, Kingdom of	734	2.6	2.8	3.4	4.4	3.9	3.7	0.4	0.4	0.9	0.5	0.6	1.6
Estonia	939	173.6	204.3	168.8	149.7	173.1	157.5	68.8	52.6	50.8	42.7	52.5	80.3
Ethiopia	644	30.6	35.5	42.2	47.6	56.9	47.0	212.2	189.1	278.8	464.9	218.2	287.9
Gabon	646	3.2	4.3	6.3	3.7	2.9	2.9	35.0	48.8	41.3	46.1	40.5	12.7
Gambia, The	648	1.7	2.0	2.3	3.4	2.3	2.8	0.0	0.0	0.0	0.0	0.1
Ghana	652	37.9	38.5	35.2	25.1	34.9	33.8	1,605.0	1,747.2	1,732.1	1,384.1	2,400.3	1,823.2
Guinea	656	4.9	5.4	4.6	4.4	7.8	6.5	301.3	223.9	44.7	28.7	182.4	28.8
Guinea-Bissau	654	2.6	1.5	0.2	0.3	0.3	0.2	4.2	0.0
Kenya	664	73.6	78.9	90.6	72.8	94.8	86.3	43.4	37.8	43.1	46.4	46.0	53.8
Lesotho	666	0.5	0.6	0.4	1.0	0.8	0.5	0.1	1.8	0.1	0.0	0.0
Liberia	668	28.6	48.1	36.0	46.1	18.3	11.3	0.7	8.2	1.0	19.8	106.3	190.2
Madagascar	674	4.0	4.9	4.1	5.1	5.0	7.4	13.8	22.9	23.0	21.3	30.3	55.9
Malawi	676	6.0	5.5	5.4	3.4	4.4	2.0	5.0	4.7	7.2	5.1	3.8	1.4
Mali	678	4.8	8.2	7.5	8.1	16.6	4.4	477.7	256.7	282.7	482.8	556.8	558.0
Mauritius	684	41.4	41.7	69.9	27.8	42.6	38.0	52.8	53.6	43.4	71.5	88.7	62.3
Mozambique	688	14.6	13.4	17.4	10.3	6.0	3.8	91.2	40.0	66.3	41.3	41.2	40.2
Namibia	728	5.6	5.1	6.3	6.1	1.2	2.3	1.1	1.1	1.2	0.8	1.2	1.3
Niger	692	21.1	21.4	27.5	21.5	7.8	11.6	60.6	30.8	23.6	28.7	24.8	28.6
Nigeria	694	236.4	249.1	263.4	189.0	144.7	188.3	545.0	858.5	852.6	479.9	335.5	530.6
Rwanda	714	3.1	8.2	3.6	7.3	14.2	5.3	0.2	0.1	0.1	1.2	1.1	0.1
São Tomé & Príncipe	716	0.3	0.3	0.8	0.2	0.3	0.3	0.0	0.0	0.0	0.4	0.3	0.1
Senegal	722	23.2	26.5	18.2	26.0	27.1	21.7	338.9	297.7	275.6	229.1	282.1	285.3
Seychelles	718	9.0	9.9	13.0	34.7	41.1	36.9	5.3	5.9	5.9	7.0	13.1	10.1
Sierra Leone	724	1.6	0.6	1.3	1.1	2.1	7.2	1.4	1.9	0.4	0.2	0.0	1.3
South Africa	199	785.3	807.1	790.0	701.8	714.8	741.3	2,072.6	1,865.9	2,348.9	2,264.6	1,114.9	1,247.1
South Sudan, Rep. of	733	0.6	0.2
Tanzania	738	33.5	20.2	19.7	19.4	16.4	14.7	816.1	395.1	164.9	156.6	633.6	293.5
Togo	742	18.1	19.3	21.2	19.2	16.6	16.9	621.6	653.0	258.6	66.2	1.0	1.1
Uganda	746	14.4	11.9	12.3	10.2	9.9	14.4	5.4	7.1	10.1	6.9	5.9	9.2
Zambia	754	12.2	15.0	17.3	5.3	10.0	5.6	3.1	3.9	4.1	3.2	6.6	8.2
Zimbabwe	698	9.2	8.8	8.2	11.3	8.4	9.2	3.7	27.8	5.8	3.9	3.4	3.5
Africa n.s.	799	0.0	0.1	0.0	0.0	0.0	0.1	0.0	0.0	0.0	0.8	0.1

Switzerland (146)

In Millions of U.S. Dollars

		Exports (FOB)						Imports (CIF)					
		2012	2013	2014	2015	2016	2017	2012	2013	2014	2015	2016	2017
Western Hemisphere	205	7,002.3	7,462.7	7,389.0	6,696.0	6,265.4	6,599.9	14,046.7	11,506.8	10,716.7	10,357.3	11,944.8	8,378.8
Anguilla	312	0.3	0.0
Antigua and Barbuda	311	2.3	2.3	2.1	2.5	2.3	1.8	0.9	0.2	0.2	0.1	0.1	0.1
Argentina	213	531.0	804.9	729.7	876.6	678.8	810.5	679.3	585.2	582.6	1,255.4	1,155.6	1,247.8
Aruba	314	16.4	13.8	37.4	13.8	10.4	12.2	0.4	32.1	1.5	0.4	0.1	0.4
Bahamas, The	313	132.2	83.1	89.0	90.0	38.3	83.5	117.7	58.3	74.4	60.7	0.7	24.7
Barbados	316	8.0	11.3	9.1	6.1	6.1	72.3	1.1	0.4	1.3	1.1	0.8	27.5
Belize	339	10.1	14.1	7.8	3.1	3.3	9.2	0.8	0.4	0.4	0.5	1.2	1.3
Bermuda	319	4.1	3.2	3.5	19.4	5.6	4.2	0.1	0.4	0.2	0.6	0.1	0.1
Bolivia	218	37.7	25.1	31.4	15.4	34.0	27.3	223.8	139.3	70.2	17.5	9.6	9.3
Brazil	223	2,508.5	2,397.3	2,284.6	2,137.7	1,952.2	2,264.3	2,119.0	2,017.1	1,753.1	1,487.0	1,245.7	1,121.3
Chile	228	287.3	313.6	278.1	266.0	293.8	306.7	1,174.3	1,099.2	860.4	581.9	528.6	490.7
Colombia	233	435.3	480.6	473.4	451.1	479.1	493.0	895.1	594.9	718.0	598.6	524.6	492.5
Costa Rica	238	73.7	84.3	80.2	87.6	174.9	182.6	106.1	112.0	114.5	108.0	104.2	109.5
Curacao	354	24.6	562.0
Dominica	321	0.3	0.2	0.2	0.2	0.5	2.9	0.1	0.0
Dominican Republic	243	22.2	22.4	21.3	25.4	28.9	29.7	32.4	65.4	250.0	79.9	351.5	185.3
Ecuador	248	119.1	128.4	123.0	107.8	142.3	126.2	186.4	175.5	146.0	119.2	90.6	77.7
El Salvador	253	15.7	14.2	14.2	19.0	13.7	14.0	4.4	1.9	2.1	1.9	2.0	2.1
Falkland Islands	323	0.1	0.1	0.1	0.1	0.0	0.1	0.0	0.0
Greenland	326	0.1	0.1	0.1	0.1	0.3	0.1	14.1	15.2	0.0	0.0	0.0	0.0
Grenada	328	0.4	0.4	0.2	0.2	0.7	0.5	5.9	0.3	0.0	1.5	0.1	0.1
Guatemala	258	33.0	40.5	29.5	29.1	33.4	28.7	44.3	42.0	48.7	48.8	46.0	48.9
Guyana	336	1.0	0.9	0.8	2.0	1.2	2.3	1.5	1.9	0.1	0.1	28.7	20.8
Haiti	263	3.5	2.5	3.1	3.2	2.8	3.0	4.1	2.2	3.7	3.3	4.0	5.6
Honduras	268	16.9	13.7	9.4	13.4	14.0	14.6	34.3	21.1	22.1	24.1	22.2	31.3
Jamaica	343	13.0	12.9	11.7	11.5	12.9	10.8	2.3	2.1	2.0	2.4	3.2	2.3
Mexico	273	1,459.5	1,645.7	1,906.2	1,502.9	1,374.2	1,388.0	1,468.3	1,974.7	1,960.6	1,755.9	989.4	1,455.0
Montserrat	351	0.0	0.0	0.3
Netherlands Antilles	353	27.1	353.0
Nicaragua	278	3.9	5.1	6.4	9.7	5.1	6.7	12.2	9.5	10.4	11.7	55.5	108.8
Panama	283	262.7	321.9	287.6	223.7	231.3	231.7	126.4	153.8	145.8	105.5	102.1	142.5
Paraguay	288	25.1	36.7	24.3	23.4	20.1	19.1	8.0	8.9	8.8	14.8	18.4	22.6
Peru	293	171.9	196.4	165.1	156.3	167.4	157.0	5,451.3	3,381.3	2,876.5	2,744.7	2,465.4	1,604.5
Sint Maarten	352	17.0	0.1
St. Kitts and Nevis	361	1.3	3.6	2.7	7.1	1.6	2.4	0.8	0.0	0.0	0.1	0.0	0.3
St. Lucia	362	2.0	2.5	3.6	3.6	3.6	2.4	0.1	0.1	0.0	0.1	0.0	0.1
St. Vincent & Grens.	364	5.1	28.8	15.4	10.6	19.6	16.7	1.3	5.4	2.8	0.9	4.3	1.8
Suriname	366	3.4	4.3	1.4	1.7	1.9	2.7	608.1	446.1	431.7	357.2	485.0	1,064.8
Trinidad and Tobago	369	4.6	6.3	9.6	6.9	11.7	9.1	2.1	1.6	0.9	1.6	0.6	1.8
Uruguay	298	249.4	299.4	288.4	253.6	242.9	162.0	145.6	136.4	111.8	101.6	72.7	71.7
Venezuela, Rep. Bol.	299	490.9	415.9	413.3	290.0	186.2	78.6	217.9	421.4	515.8	869.5	2,915.8	3.8
Western Hem. n.s.	399	23.5	26.2	25.4	25.3	28.3	22.8	3.2	0.5	0.1	0.8	153.8	1.3
Other Countries n.i.e	910	20.4	25.2	23.1	27.4	22.1	26.1	33.6	34.6	37.2	32.4	35.0	38.8
Cuba	928	17.8	19.2	19.4	22.1	18.0	20.8	32.6	32.2	33.9	32.4	34.9	38.8
Korea, Dem. People's Rep.	954	2.6	6.0	3.7	5.3	4.1	5.3	1.0	2.4	3.3	0.0	0.0
Countries & Areas n.s.	898	0.0	0.1	0.0	0.0	0.5	0.2	0.0	0.1	0.0	0.0
Memorandum Items													
Africa	605	2,639.5	3,634.6	2,927.9	2,429.2	2,340.2	2,485.1	10,204.6	9,919.2	9,355.6	8,054.3	8,676.5	8,183.6
Middle East	405	14,025.9	20,553.6	17,281.6	16,052.6	12,205.6	10,691.6	20,563.3	5,850.3	5,569.9	4,806.5	18,204.1	11,270.6
European Union	998	158,068.4	139,026.7	140,711.0	126,114.2	147,464.4	135,402.6	180,969.1	224,795.5	182,344.9	162,578.2	150,733.5	157,722.1
Export earnings: fuel	080	17,561.5	24,129.4	20,127.4	17,921.7	13,879.2	12,501.6	26,407.6	14,867.6	12,574.4	8,699.2	23,426.7	13,840.1
Export earnings: nonfuel	092	294,898.4	333,679.9	291,027.6	271,917.5	290,540.3	286,568.4	269,552.0	306,220.8	262,660.0	242,800.5	246,800.6	250,145.2

Syrian Arab Republic (463)

In Millions of U.S. Dollars

		Exports (FOB)						Imports (CIF)					
		2012	2013	2014	2015	2016	2017	2012	2013	2014	2015	2016	2017
IFS World	
World	001	1,906.6	1,279.2	1,085.6	885.3	809.5	862.3	7,845.9	6,539.2	11,826.7	8,081.6	6,421.4	7,468.7
Advanced Economies	110	313.9	152.5	88.9	88.1	91.6	126.6	2,167.4	1,454.7	1,376.0	1,023.9	1,002.6	1,093.3
Euro Area	163	250.3	110.1	67.3	71.9	69.0	108.1	1,114.3	716.0	665.8	516.1	482.7	543.4
Austria	122	2.9	0.4	1.2	0.3	0.5	0.4	22.2	7.0	5.8	6.7	3.9	7.2
Belgium	124	7.0	3.5	1.8	1.3	1.1	1.6	70.2	35.0	28.5	15.6	13.9	23.7
Cyprus	423	7.4	3.2	2.3	2.1	1.8	2.0	0.9	0.5	0.3	0.4	0.2	0.1
Estonia	939	0.1	0.7	0.2	0.6	0.0	0.1	0.1
Finland	172	0.0	0.0	0.0	0.0	6.8	4.6	2.6	1.5	2.4	4.0
France	132	22.8	9.7	5.5	4.6	4.0	4.3	126.9	169.0	62.0	44.9	26.1	43.6
Germany	134	96.0	19.6	8.2	11.1	14.3	15.6	178.8	59.1	52.0	39.1	32.5	50.8
Greece	174	13.7	9.7	11.0	7.5	1.7	2.0	45.7	12.7	10.3	8.3	10.9	3.8
Ireland	178	0.3	0.0	0.0	0.0	0.0	0.0	18.6	6.2	10.9	6.1	5.7	8.0
Italy	136	79.3	36.7	22.6	24.9	8.4	8.3	230.5	115.9	162.3	101.7	52.1	70.3
Latvia	941	0.0	0.1	0.0	0.0	213.4	212.4	212.8	212.8	212.5	212.8
Lithuania	946	0.5	0.4	0.2	0.0	0.5	0.1	0.7	0.5	0.3	1.0
Luxembourg	137	0.1	0.0	0.1	0.1	0.0	1.0	0.1	0.7
Malta	181	0.2	0.1	0.1	0.0	0.0	0.0	0.0	0.0	0.1	0.0	0.0
Netherlands	138	7.4	5.9	8.3	6.0	6.4	7.9	86.3	46.1	49.3	34.3	43.4	50.7
Portugal	182	1.5	3.6	0.5	0.4	0.8	0.8	7.8	4.3	10.5	4.2	9.2	13.9
Slovak Republic	936	0.1	0.0	0.0	0.0	0.0	0.6	18.7	15.3	6.3	31.5	7.5
Slovenia	961	0.6	0.1	0.1	0.0	0.0	0.0	8.3	2.9	4.4	3.9	2.3	5.7
Spain	184	10.7	17.1	5.5	13.4	29.9	65.3	96.1	20.9	37.5	28.9	35.5	39.5
Australia	193	1.5	1.3	0.8	1.2	1.1	0.7	8.4	1.4	3.4	3.0	1.2	1.0
Canada	156	0.8	0.5	0.2	0.2	0.4	0.3	11.7	2.0	3.1	3.0	3.7	19.2
China,P.R.: Hong Kong	532	3.9	1.9	0.3	0.2	0.3	0.3	0.1	0.0	0.0	0.0	0.0	0.0
China,P.R.: Macao	546	e 0.3	e 0.0	e 0.0
Czech Republic	935	0.2	0.0	0.0	0.0	0.0	0.0	15.8	7.0	2.2	2.2	1.9	2.0
Denmark	128	0.6	0.0	0.0	0.1	0.1	0.1	15.8	8.3	9.0	6.6	3.8	5.8
Iceland	176	0.1
Japan	158	1.4	1.0	0.7	0.4	0.5	0.3	82.4	4.6	5.9	5.2	12.6	9.1
Korea, Republic of	542	1.4	1.1	0.8	0.1	5.7	1.1	319.1	328.0	311.3	154.1	144.8	158.8
New Zealand	196	0.1	0.0	0.1	0.0	0.0	0.0	36.7	6.9	11.9	8.8	10.8	10.4
Norway	142	0.3	0.1	0.0	0.0	0.1	0.1	2.3	2.8	1.6	0.6	0.6	0.6
Singapore	576	0.2	0.2	0.0	0.1	0.0	0.0	3.2	1.9	3.0	2.1	2.0	2.2
Sweden	144	2.3	1.3	1.0	1.1	2.6	2.8	28.7	10.1	15.0	12.8	21.6	21.5
Switzerland	146	0.8	0.4	0.2	0.1	0.0	0.1	150.2	35.5	30.8	19.7	32.8	30.1
Taiwan Prov. of China	528	0.1	0.1	0.1	0.0	0.1	326.7	285.9	291.2	278.5	274.4	272.4
United Kingdom	112	32.1	17.5	6.4	6.9	5.7	6.5	30.6	20.0	14.2	7.3	5.4	8.8
United States	111	17.5	17.1	11.0	5.8	5.9	6.2	21.2	24.3	7.7	3.8	4.2	8.0
Emerg. & Dev. Economies	200	1,592.1	1,126.4	996.5	797.0	717.7	735.5	5,642.4	5,055.9	10,412.3	7,026.2	5,390.4	6,344.1
Emerg. & Dev. Asia	505	130.5	91.8	104.6	93.3	93.9	94.1	1,466.8	862.0	1,103.6	970.7	911.5	1,029.9
Bangladesh	513	13.4	12.4	12.0	11.7	11.6	11.6	16.9	6.0	2.0	1.3	0.2	0.7
Brunei Darussalam	516	0.0	0.0	0.0	0.0	0.0	0.0	e 0.2	e 0.1
China,P.R.: Mainland	924	79.1	72.9	70.3	71.7	71.5	69.6	752.3	435.8	621.9	648.0	614.7	700.4
India	534	34.2	3.7	20.2	8.6	8.6	7.0	332.8	195.4	207.3	132.6	119.5	139.9
Indonesia	536	0.6	0.6	0.5	0.6	0.6	0.0	54.5	30.7	43.1	29.9	24.1	33.4
Malaysia	548	1.6	0.5	0.5	0.3	0.2	69.2	40.9	58.9	35.6	42.4	39.5
Mongolia	948	0.0	0.0	0.0	0.0	0.0	0.0	0.1	0.1	0.1	0.1	0.1	0.1
Philippines	566	0.0	0.0	0.0	0.0	0.0	0.0	0.5	0.0	0.1	0.4	0.1	0.2
Sri Lanka	524	0.3	0.7	0.3	0.2	0.5	4.9	50.7	50.8	30.9	24.0	27.4	20.8
Thailand	578	1.0	0.8	0.7	0.0	0.7	0.9	124.0	46.7	62.8	35.7	25.8	31.2
Vietnam	582	0.1	0.1	0.1	0.0	0.0	0.0	6.6	5.3	7.1	5.8	5.2	5.8
Asia n.s.	598	59.1	50.2	69.1	57.3	52.1	57.7
Europe	170	230.6	165.3	193.4	109.7	87.8	92.2	2,292.6	2,442.8	7,395.4	4,513.5	3,082.8	3,968.8
Emerg. & Dev. Europe	903	141.0	130.1	165.3	79.2	67.2	74.0	649.5	1,181.0	1,876.0	1,468.2	1,274.1	1,328.1
Albania	914	1.1	1.0	1.0	1.0	1.0	1.0	0.1	0.1	0.1	0.1	0.1	0.1
Bosnia and Herzegovina	963	0.2	0.1	0.1	0.1	0.1	0.0	6.0	6.0	6.0	6.0	6.3	6.3
Bulgaria	918	39.9	22.6	21.5	7.3	0.9	0.3	28.1	114.0	129.3	31.6	24.6	26.7
Croatia	960	4.0	0.1	0.0	0.0	0.1	3.4	0.1	0.2	0.1	0.8

Syrian Arab Republic (463)

In Millions of U.S. Dollars

		Exports (FOB)						Imports (CIF)					
		2012	2013	2014	2015	2016	2017	2012	2013	2014	2015	2016	2017
Hungary	944	0.8	0.2	0.1	0.2	0.0	0.8	15.6	3.3	5.0	2.4	2.5	2.1
Kosovo	967	e 0.0	e 0.0	e 0.0	e 0.0	e 0.0	e 0.1	e 0.0
Macedonia, FYR	962	0.4	0.4	0.4	0.4	0.4	0.4	0.0	0.0	0.0	0.0	0.0	0.0
Montenegro	943	e 0.1	e 0.0	e 0.1	e 0.0	e 0.0	e 0.0	e 0.0
Poland	964	13.4	12.4	6.3	0.4	0.2	0.1	69.9	17.4	50.5	12.7	9.5	28.7
Romania	968	4.6	3.0	16.4	16.0	1.4	1.3	77.6	108.2	51.0	35.2	32.6	27.8
Serbia, Republic of	942	12.5	9.6	9.7	4.8	1.0	2.8	0.7	1.5	0.3	0.1	0.0
Turkey	186	64.0	80.6	109.7	48.9	62.1	67.0	451.4	928.6	1,632.5	1,379.9	1,198.3	1,235.7
CIS	901	89.6	35.3	28.1	30.5	20.5	18.3	1,594.9	1,223.4	5,467.9	3,003.1	1,770.5	2,598.5
Armenia	911	0.5	0.2	0.1	0.0	0.1	0.1	0.2	2.1	13.1	17.9	22.4	35.8
Azerbaijan, Rep. of	912	3.3	3.0	2.9	2.8	3.1	3.1	0.0
Belarus	913	2.3	5.0	1.0	10.1	5.2	4.5	26.2	0.7	34.6	27.2	33.8	39.5
Georgia	915	2.6	1.2	0.3	0.5	0.5	0.4	0.0	0.1	0.0	0.0	0.3	0.1
Kazakhstan	916	1.2	1.2	1.2	1.2	1.2	1.4	34.2	34.2	34.2	34.2	34.5	34.2
Kyrgyz Republic	917	0.0	0.0	0.0	0.0	0.0	0.0	0.0	0.0	0.1	0.0	0.0	0.0
Moldova	921	0.1	0.0	0.0	0.0	0.0	0.0	3.5	2.8	3.7	3.1	2.8	3.1
Russian Federation	922	2.7	1.2	2.2	1.6	3.4	0.9	515.4	429.0	5,095.8	2,687.3	1,600.9	2,463.2
Tajikistan	923	0.0	0.0	0.0	0.0	0.0	0.0	0.1	0.1	0.1	0.1	0.1	0.1
Ukraine	926	71.0	17.7	14.5	8.4	1.0	2.0	1,014.7	754.0	285.7	232.8	75.7	22.1
Uzbekistan	927	5.8	5.8	5.8	5.8	5.9	5.8	0.7	0.5	0.7	0.6	0.0	0.5
Europe n.s.	884	48.2	38.3	51.5	42.2	38.1	42.2
Mid East, N Africa, Pak	440	1,204.0	850.8	680.8	577.3	519.9	530.0	1,498.6	1,445.7	1,493.6	1,193.2	1,016.6	1,000.2
Afghanistan, I.R. of	512	0.1	0.1	0.1	0.0	0.0	0.0	0.4	0.3	0.4	0.3	0.2	0.3
Algeria	612	26.8	14.2	16.5	9.8	13.6	19.1	16.7	13.2	17.8	14.6	3.8	4.5
Bahrain, Kingdom of	419	1.3	0.7	0.9	0.5	0.5	0.3	17.7	14.3	19.3	15.9	14.4	15.9
Djibouti	611	0.2	0.1	0.1	0.1	0.1	0.1
Egypt	469	50.7	25.7	58.3	77.8	39.2	45.7	265.4	219.6	228.5	157.1	120.1	133.0
Iran, I.R. of	429	1.8	0.9	1.0	0.6	0.6	0.7	105.3	83.7	112.5	92.1	83.3	92.0
Iraq	433	240.2	115.0	128.3	74.3	72.2	83.8	10.5	8.4	11.3	9.2	8.3	9.2
Jordan	439	275.6	300.3	177.4	118.7	95.2	78.2	156.4	96.6	143.5	85.7	24.5	31.6
Kuwait	443	19.9	10.0	11.3	6.6	6.5	7.5	21.0	17.6	24.1	19.9	18.1	20.0
Lebanon	446	412.7	298.4	212.0	236.8	226.0	238.8	271.6	450.3	222.2	214.6	178.9	212.9
Libya	672	14.1	7.5	8.6	5.1	5.0	5.8	28.0	22.3	30.0	24.5	22.2	24.5
Mauritania	682	0.3	0.1	0.2	0.1	0.1	0.1	0.0	0.0	0.0	0.0	0.0	0.0
Morocco	686	7.5	6.1	4.0	5.8	6.5	5.0	18.2	16.3	21.6	19.6	18.3	23.3
Oman	449	1.9	0.9	1.0	0.6	1.6	0.7	6.2	4.9	6.6	5.4	12.8	10.6
Pakistan	564	0.7	0.5	0.7	0.5	0.6	0.3	9.7	9.4	14.7	13.8	14.2	11.9
Qatar	453	6.9	3.3	3.7	2.1	2.1	2.0	79.7	79.6	79.7	79.6	79.6	79.7
Saudi Arabia	456	56.8	27.2	30.3	17.6	17.1	14.3	272.3	214.2	286.8	234.4	211.6	98.6
Somalia	726	0.1	0.0	0.0	0.0	0.0	0.0	0.2	0.2	0.3	0.2	0.2	0.2
Sudan	732	58.3	24.6	8.4	9.1	11.6	16.3	64.9	57.3	109.1	59.7	61.9	65.0
Tunisia	744	6.0	3.5	4.6	3.1	13.8	3.2	60.7	60.3	60.5	60.2	65.7	80.3
United Arab Emirates	466	13.2	7.3	8.6	5.1	5.0	4.9	91.0	74.8	101.8	83.9	76.0	84.1
Yemen, Republic of	474	8.9	4.3	4.8	2.8	2.7	3.1	2.8	2.2	3.0	2.5	2.2	2.5
Sub-Saharan Africa	603	13.3	7.2	5.6	5.5	4.9	4.9	76.0	62.5	78.9	75.5	70.4	72.1
Angola	614	0.7	0.3	0.4	0.2	0.2	0.2	0.0	0.0	0.0	0.0	0.0	0.0
Benin	638	0.1	0.0	0.0	0.0	0.0	0.0	0.0	0.0	0.0	0.0	0.0	0.0
Burkina Faso	748	0.0	0.0	0.0	0.0	0.0	0.0	0.4	0.3	0.5	0.4	0.3	0.4
Cameroon	622	0.2	0.1	0.1	0.1	0.1	0.1	0.1	0.1	0.1	0.1	0.1	0.1
Congo, Republic of	634	0.1	0.0	0.0	0.0	0.0	0.0	0.1	0.1	0.1	0.1	0.1	0.1
Côte d'Ivoire	662	2.0	0.5	0.2	0.6	0.0	0.1	0.1	0.1	0.1
Estonia	939	0.1	0.7	0.2	0.6	0.0	0.1	0.1
Ethiopia	644	0.0	0.0	0.0	0.0	0.0	0.0	0.6	0.5	0.6	0.5	0.5	0.5
Gabon	646	0.1	0.0	0.0	0.0	0.0	0.0	0.1	0.0	0.1	0.0	0.0	0.0
Ghana	652	0.6	0.3	0.3	0.2	0.2	0.2	0.1	0.1	0.1	0.1	0.1	0.1
Guinea	656	0.1	0.0	0.0	0.0	0.0	0.0	0.0	0.0	0.0	0.0	0.0	0.0
Kenya	664	0.9	0.9	0.9	0.9	0.9	0.9	0.3	0.2	0.3	0.3	0.6	0.5
Liberia	668	0.1	0.0	0.1	0.0	0.0	0.0	0.0	0.0	0.0	0.0	0.0	0.0
Malawi	676	0.0	0.0	0.0	0.0	0.0	0.0	e 3.1
Mali	678	0.1	0.0	0.0	0.0	0.0	0.0	0.2	0.2	0.2	0.2	0.2	0.2

Syrian Arab Republic (463)

In Millions of U.S. Dollars

		Exports (FOB)						Imports (CIF)					
		2012	2013	2014	2015	2016	2017	2012	2013	2014	2015	2016	2017
Nigeria	694	0.6	0.3	0.3	0.2	0.2	0.2	13.3	10.6	14.2	11.6	10.5	11.6
Senegal	722	3.0	1.1	0.0	0.1	0.0	0.0
Sierra Leone	724	0.1	0.0	0.0	0.0	0.0	0.0	0.0	0.0	0.0	0.0	0.0	0.0
South Africa	199	1.8	0.5	0.2	0.8	0.4	0.2	48.4	42.9	52.5	53.6	50.2	49.9
Tanzania	738	2.5	2.5	2.5	2.5	2.5	2.5	0.1	0.1	0.1	0.1	0.1	0.2
Uganda	746	0.2	0.2	0.2	0.2	0.2	0.2	0.6	0.6	0.6	0.6	0.6	0.6
Zambia	754	0.0	0.1	0.0	0.0
Africa n.s.	799	7.8	6.7	9.2	7.6	6.9	7.7
Western Hemisphere	205	13.7	11.3	12.1	11.3	11.3	14.2	308.4	242.9	340.7	273.3	309.1	273.1
Argentina	213	0.5	0.5	0.5	0.5	0.6	0.5	88.3	68.6	89.4	70.3	64.2	71.6
Aruba	314	8.8	8.8	8.8	8.8	8.8	8.8
Bahamas, The	313	e 0.9	e 0.0	e 0.0	e 0.0	0.0	0.0	0.0	0.0	0.0	0.0
Bolivia	218	0.1	0.0	0.0	0.1	0.0
Brazil	223	2.3	1.2	1.1	1.4	1.2	1.3	108.1	62.8	137.3	85.8	130.7	92.2
Chile	228	0.4	0.0	0.0	0.0	0.1	0.0	11.8	11.7	11.9	11.7	11.7	11.7
Colombia	233	0.0	0.0	0.0	0.0	0.0	0.0	34.9	35.0	34.5	35.6	35.0	35.7
Costa Rica	238	0.0	0.0	0.0	0.0	0.0	0.1	9.9	9.9	9.9	9.9	9.9	9.9
Dominican Republic	243	0.0	0.0	0.0	0.0	0.0	0.0	0.1	0.1	0.1	0.1	0.1	0.1
Ecuador	248	0.0	0.0	0.0	0.0	0.0	0.1	42.1	44.0	45.5	50.3	42.9	42.2
Guatemala	258	0.1	0.1	0.1	0.1	0.1	0.1	4.0	3.2	4.3	3.5	9.7	4.0
Guyana	336	e 0.0	e 0.0	e 0.0	e 0.0	e 0.1
Honduras	268	0.3	0.1	0.0	0.0	0.1	0.1	0.1	0.0	0.1	0.1	0.1
Mexico	273	0.1	0.0	0.0	0.0	0.0	0.0	3.1	2.7	1.7	0.9	0.7	1.3
Nicaragua	278	0.2	0.2	0.2	0.2	0.2	0.2
Panama	283	0.0	0.6	0.6	0.6	0.6	0.6	0.6
Paraguay	288	0.2	0.1	0.1	0.1	0.1	0.1	2.4	1.9	2.5	2.1	1.9	2.1
Peru	293	0.1	0.1	0.1	0.1	0.1	2.7	1.9	1.3	1.7	1.4	0.5	0.5
Venezuela, Rep. Bol.	299	0.5	0.2	0.3	0.1	0.1	0.2	0.8	0.7	0.9	0.7	0.7	0.7
Other Countries n.i.e	910	0.6	0.3	0.3	0.2	0.2	0.2	2.8	2.2	3.0	2.4	2.2	2.4
Cuba	928	0.0	0.0	0.0	0.0	0.0	0.0	2.7	2.2	2.9	2.4	2.2	2.4
Korea, Dem. People's Rep.	954	0.6	0.3	0.3	0.2	0.2	0.2	0.1	0.0	0.1	0.1	0.0	0.1
Special Categories	899	4.3	3.3	4.5	3.6	3.3	3.6
Countries & Areas n.s.	898	28.9	23.0	30.9	25.3	22.9	25.3
Memorandum Items													
Africa	605	112.5	56.0	39.5	33.5	50.5	48.8	236.7	209.9	288.2	229.7	220.5	245.4
Middle East	405	1,104.0	801.4	646.1	548.7	473.7	485.8	1,327.8	1,288.6	1,269.3	1,024.9	852.1	814.7
European Union	998	348.3	167.2	119.0	104.0	80.0	120.0	1,396.6	1,007.7	942.1	627.1	584.7	667.7
Export earnings: fuel	080	401.2	197.7	222.5	131.4	135.2	148.5	1,291.9	1,088.8	5,918.4	3,401.9	2,257.1	3,029.5
Export earnings: nonfuel	092	1,505.3	1,081.6	863.2	753.9	674.2	713.9	6,554.0	5,450.4	5,908.3	4,679.6	4,164.3	4,439.2

Tajikistan (923)

In Millions of U.S. Dollars

		Exports (FOB)						Imports (CIF)					
		2012	2013	2014	2015	2016	2017	2012	2013	2014	2015	2016	2017
IFS World		1,358.0	1,163.4	1,078.4	890.6	898.8	1,198.0
World	001	1,497.8	1,306.0	1,029.3	1,087.5	875.4	1,011.9	3,436.2	3,653.1	4,194.1	3,150.1	3,079.2	3,154.7
Advanced Economies	110	88.7	75.3	164.0	175.5	135.4	140.2	428.1	466.9	588.3	366.9	356.9	335.0
Euro Area	163	30.5	24.1	42.3	30.2	58.2	18.8	267.7	315.3	339.7	246.9	271.6	262.9
Austria	122	0.0	0.0	0.0	0.0	0.0	0.0	22.4	23.7	24.9	19.6	16.8	21.4
Belgium	124	0.2	0.1	0.1	0.5	0.6	1.2	2.4	4.0	4.4	2.4	2.1	4.7
Estonia	939	0.6	0.0	6.6	7.0	6.7	7.2	5.8	5.9
Finland	172	0.0	0.0	0.1	0.0	0.0	0.0	3.6	5.5	1.3	1.5	1.4	1.6
France	132	0.3	0.1	0.0	0.0	0.1	0.2	4.2	9.3	7.5	8.2	9.4	3.8
Germany	134	2.5	3.3	2.4	1.4	0.8	1.3	33.9	42.6	51.5	42.2	36.6	54.0
Greece	174	0.0	0.2	0.1	0.0	0.1	0.3
Ireland	178	0.0	0.0	1.3	0.0	0.3
Italy	136	26.7	17.5	38.7	27.8	45.0	12.9	18.4	23.0	38.1	30.4	65.3	22.1
Latvia	941	0.0	0.0	0.0	0.0	0.1	0.3	54.0	51.7	57.8	49.3	49.3	51.3
Lithuania	946	0.3	2.8	0.8	0.3	11.0	2.7	105.6	127.8	117.3	63.2	60.5	79.9
Luxembourg	137	0.0	0.0	0.0	0.0	0.8	0.0	2.4	0.7	0.0	0.0
Netherlands	138	0.4	0.2	0.1	0.1	0.0	0.0	13.5	15.9	20.5	15.6	17.7	14.0
Portugal	182	0.1	0.2	0.0	0.0	0.1	0.0	0.4	0.5	0.3	2.2	1.0
Slovak Republic	936	0.0	0.0	0.0	0.0	0.1	0.1	0.1	0.1	0.0
Slovenia	961	1.7	2.5	2.7	2.0	1.4	1.5
Spain	184	0.0	0.1	0.0	0.0	0.0	0.1	0.7	1.4	3.9	3.1	2.9	1.1
Australia	193	0.0	2.1	1.8	2.7	0.0	0.1	0.2
Canada	156	0.0	0.0	0.0	0.0	0.0	0.0	0.6	1.1	0.9	1.4	0.4	0.3
China,P.R.: Hong Kong	532	5.8	4.4	4.6	0.7	0.7	1.2
Czech Republic	935	1.7	0.4	0.3	0.0	0.1	0.0	3.7	4.8	3.9	4.4	3.2	3.0
Denmark	128	1.6	2.0	5.7	1.7	1.4	1.6
Israel	436	0.1	0.1	0.1	0.1	0.1	0.3	4.1	4.5	3.5	4.0	3.3	3.6
Japan	158	0.0	0.0	0.0	0.0	0.0	0.0	13.4	2.4	25.8	9.7	6.6	10.8
Korea, Republic of	542	0.0	0.0	0.0	0.0	0.0	0.0	29.1	32.0	34.1	14.1	12.6	11.2
Norway	142	0.2	0.2	0.2	0.2	0.5	0.3
Singapore	576	0.0	0.2	0.0	0.0	0.0	0.0	1.3	2.0	1.9	1.1	1.2	1.4
Sweden	144	0.0	0.0	0.0	0.1	0.4	0.2	0.3	0.6	0.8	0.4	1.1
Switzerland	146	53.5	50.0	120.5	141.3	75.8	119.7	3.5	4.3	119.6	47.9	15.2	5.6
Taiwan Prov.of China	528	0.1	0.3	0.2	0.2	0.2	0.0
United Kingdom	112	0.2	0.5	0.4	0.8	1.2	0.9	4.1	4.8	4.0	2.4	3.6	1.7
United States	111	2.7	0.1	0.4	3.1	0.1	0.1	90.6	86.7	41.0	31.4	35.8	30.0
Emerg. & Dev. Economies	200	1,409.1	1,230.7	865.3	912.0	740.0	871.8	3,008.1	3,186.2	3,605.8	2,783.3	2,722.3	2,819.7
Emerg. & Dev. Asia	505	569.9	389.2	189.9	190.1	115.9	171.5	427.7	488.4	638.9	464.6	434.4	359.0
China,P.R.: Mainland	924	568.0	387.5	188.1	188.6	114.2	169.0	355.6	395.4	531.0	389.6	373.8	289.0
India	534	0.3	0.0	0.1	0.1	0.2	0.6	67.4	83.5	98.5	70.2	58.2	62.9
Indonesia	536	0.4	0.4	0.2	0.0	0.4	0.8
Malaysia	548	2.6	7.3	7.2	3.5	0.8	5.1
Mongolia	948	0.9	0.9	0.9	0.9	0.9	0.9
Myanmar	518	e 0.1	e 0.2
Philippines	566	0.0	0.0	0.0	0.0	0.0	0.1	0.2	0.0	0.0	0.0	0.0
Sri Lanka	524	0.0	0.1	0.2	0.1	0.0	0.0	0.0	0.0	0.1	0.1
Thailand	578	0.3	0.3	0.4	0.2	0.1	0.4
Vietnam	582	0.7	0.7	0.6	0.5	0.5	0.7	1.1	1.2	1.5	1.1	1.0	0.8
Europe	170	651.3	655.9	456.2	581.9	423.5	494.4	2,095.6	2,161.7	2,460.7	1,955.0	1,938.3	2,164.2
Emerg. & Dev. Europe	903	461.8	494.3	215.3	271.5	216.0	263.2	147.1	171.9	175.2	107.4	108.9	109.9
Albania	914	e 0.4	e 0.4	e 0.6	e 0.0	0.0	0.0	0.0	0.0	0.0	0.0
Bosnia and Herzegovina	963	0.1	0.1	3.3	3.3	3.3	3.3	3.3	3.3
Bulgaria	918	0.0	0.0	0.0	3.6	3.4	4.3	3.5	5.3	3.5
Croatia	960	e 2.4	e 0.3	e 0.1	e 0.0	0.1	0.2	0.1	0.0	0.0	0.0
Hungary	944	4.7	5.5	5.9	4.9	3.8	2.8
Macedonia, FYR	962	e 0.0	e 0.0	e 0.1	e 0.0	e 0.0
Poland	964	0.3	0.2	0.7	0.7	0.2	0.1	15.5	11.4	13.8	8.3	7.3	8.1
Romania	968	0.0	0.0	0.2	0.1	0.3	0.4	0.8	0.3	0.3	0.6
Serbia, Republic of	942	0.1	2.5	1.6	1.9	1.3	8.6	9.0
Turkey	186	458.7	493.4	213.9	270.7	215.6	262.8	117.2	146.1	145.1	85.8	80.2	82.6

Tajikistan (923)

In Millions of U.S. Dollars

		Exports (FOB)						Imports (CIF)					
		2012	2013	2014	2015	2016	2017	2012	2013	2014	2015	2016	2017
CIS	901	189.5	161.5	240.9	310.4	207.5	231.2	1,948.5	1,989.8	2,285.5	1,847.5	1,829.4	2,054.4
Armenia	911	0.1	0.4	0.2	0.0	0.0	0.6	1.8	0.9	0.5	0.6	1.3
Azerbaijan, Rep. of	912	0.2	0.0	0.2	0.3	0.1	43.6	13.7	2.6	12.0	2.0
Belarus	913	15.2	9.3	8.9	7.6	5.4	7.1	56.8	35.5	36.9	25.2	21.4	48.0
Georgia	915	0.1	0.1	0.1	0.0	0.0	0.0	6.0	10.9	15.4	6.4	8.6	5.0
Kazakhstan	916	18.4	15.1	13.7	11.2	13.7	20.0	366.6	407.5	506.4	356.2	469.0	578.6
Kyrgyz Republic	917	7.1	6.0	5.5	4.5	4.6	6.1	27.7	33.0	42.3	30.2	29.1	23.9
Moldova	921	3.5	3.0	2.8	2.3	2.3	3.1	1.1	1.2	1.5	1.1	1.0	0.9
Russian Federation	922	118.8	103.8	187.7	263.7	133.7	127.9	1,139.6	1,275.5	1,502.6	1,289.9	1,120.5	1,182.3
Ukraine	926	15.0	13.0	11.0	10.6	9.0	8.5	232.6	136.4	101.5	64.4	54.4	67.6
Uzbekistan	927	11.2	10.9	10.8	10.5	38.4	58.3	73.8	74.2	75.4	73.6	112.9	144.9
Mid East, N Africa, Pak	440	187.7	185.6	206.5	139.8	200.4	205.2	421.2	467.7	428.8	302.1	289.3	239.9
Afghanistan, I.R. of	512	46.4	36.6	32.4	26.2	26.2	34.7	50.8	56.1	69.6	48.9	46.7	38.3
Algeria	612	e 14.5	e 27.7	e 48.7	e 50.2	e 78.0	e 104.3	e 120.6	e 0.0	e 0.0	e 0.4
Bahrain, Kingdom of	419	e 0.0	e 0.0	e 0.1	e 0.0	e 0.0
Djibouti	611	0.8	0.7	0.6	0.5	0.5	0.7
Egypt	469	0.0	0.0	0.7	0.3	0.2	0.3	2.0	2.0	3.6	2.0	2.0	2.0
Iran, I.R. of	429	74.5	64.7	60.4	50.0	50.5	67.4	160.6	169.8	206.0	143.2	136.3	111.3
Iraq	433	1.3	1.1	1.1	0.9	0.9	1.2	0.0	0.0	0.0	0.0	0.0	0.0
Jordan	439	0.0	0.0	0.0	0.4	0.0	0.0	0.1	0.1	0.1	0.1	0.1	0.2
Kuwait	443	0.1	0.1	0.1	0.1	0.1	0.0
Lebanon	446	0.1	0.0	0.0	0.1	0.0	0.1	0.2	0.1	0.1	0.1	0.1	0.1
Mauritania	682	0.0	0.0	0.0	0.0	0.0	0.0	0.1	0.2	0.2	0.1	0.1	0.1
Morocco	686	0.1	0.0	0.0	0.0	0.0	0.0	0.0	0.0	0.0
Pakistan	564	44.5	49.3	57.1	56.1	66.4	15.7	7.3	7.8	8.8	8.0	8.1	8.3
Qatar	453	0.1	0.1	0.1	0.1	0.1	0.5
Saudi Arabia	456	0.4	0.1	0.1	0.1	0.1	0.1	0.2
Syrian Arab Republic	463	0.2	0.2	0.1	0.1	0.1	0.2	0.4	0.4	0.5	0.4	0.3	0.3
United Arab Emirates	466	5.3	5.3	5.2	5.2	5.2	6.4	95.0	110.3	139.6	99.1	95.2	78.2
Sub-Saharan Africa	603	0.0	0.0	0.0	0.0	0.0	0.1	0.1	0.2	0.2	0.1	0.1	0.1
Equatorial Guinea	642	0.1	0.1	0.1	0.1	0.1	0.1
Estonia	939	0.6	0.0	6.6	7.0	6.7	7.2	5.8	5.9
Western Hemisphere	205	0.2	0.1	12.7	0.1	0.1	0.6	63.4	68.3	77.2	61.6	60.3	56.4
Anguilla	312	0.3	0.4	0.4	0.3	0.3	0.2
Bahamas, The	313	e 12.6
Brazil	223	e 0.0	e 0.0	e 0.0	e 0.1	e 0.0	e 0.4	27.1	28.4	27.6	26.7	27.0	28.3
Chile	228	e 0.0	e 0.0	e 0.0	e 0.0	e 0.0	e 0.1	e 0.2	e 0.0
Colombia	233	e 0.0	e 0.0	e 0.0	e 0.0	e 0.0	e 0.0	e 0.0	e 0.0	e 0.1	e 0.1	e 0.0
Ecuador	248	e 0.1	e 0.3	e 0.5	e 0.4	e 0.2	e 0.7
Jamaica	343	18.3	20.2	25.1	17.6	16.9	13.8
Mexico	273	e 0.1	e 0.0	e 0.0	e 0.0	e 0.0	e 0.1	e 0.1	e 0.0	e 0.0
Panama	283	0.1	0.1	0.1	0.1	0.1	0.1
St. Kitts and Nevis	361	e 0.1
Uruguay	298	e 0.0	e 0.0	e 0.0	e 0.0	e 0.2	e 0.1	e 0.2	e 0.0	e 0.4
Venezuela, Rep. Bol.	299	e 0.0	16.9	18.7	23.1	16.3	15.5	12.7
Memorandum Items													
Africa	605	15.3	28.4	49.3	0.6	50.9	78.9	104.6	121.0	0.4	0.3	0.3	0.6
Middle East	405	81.5	71.3	67.7	56.9	57.0	76.0	258.6	282.9	350.3	245.1	234.3	192.9
European Union	998	35.1	25.5	43.8	31.7	59.9	20.3	301.4	348.0	378.7	273.3	296.9	285.5
Export earnings: fuel	080	233.1	217.7	317.1	330.9	254.6	301.4	1,927.1	2,116.8	2,381.5	1,905.5	1,849.2	1,967.2
Export earnings: nonfuel	092	1,264.7	1,088.3	712.2	756.6	620.8	710.5	1,509.1	1,536.3	1,812.6	1,244.6	1,230.0	1,187.5

Tanzania (738)

In Millions of U.S. Dollars

		Exports (FOB)						Imports (CIF)					
		2012	2013	2014	2015	2016	2017	2012	2013	2014	2015	2016	2017
IFS World		5,111.1	3,249.7	4,627.4	4,911.2	4,398.3	2,878.4	11,346.0	9,056.1	11,997.6	10,816.5	7,888.7	5,590.4
World	001	5,575.5	4,439.0	5,728.4	5,886.8	4,770.1	3,853.4	11,776.5	12,592.1	12,759.4	14,767.6	7,921.0	5,719.0
Advanced Economies	110	2,065.9	1,327.2	1,243.7	1,114.2	1,686.0	835.0	4,493.6	4,380.7	3,775.2	2,753.9	2,180.4	1,605.7
Euro Area	163	690.2	432.5	497.0	555.6	578.3	395.4	913.4	788.4	863.3	639.2	648.5	496.4
Austria	122	0.2	0.3	0.5	0.4	0.4	0.7	7.1	9.3	18.7	18.0	14.3	5.8
Belgium	124	152.7	87.6	98.9	149.2	283.1	174.7	221.6	146.3	127.0	63.6	64.9	41.7
Cyprus	423	1.6	1.9	3.3	2.3	2.0	3.4	2.0	4.6	4.1	2.2	3.0	1.3
Estonia	939	0.1	0.2	0.0	0.0	0.7	15.9	2.3	5.4	8.1	2.5
Finland	172	5.5	5.8	3.7	2.7	2.9	2.5	22.7	35.5	59.7	50.1	34.7	31.1
France	132	20.7	14.4	25.9	16.9	25.8	14.5	108.9	103.7	72.6	95.5	67.9	45.9
Germany	134	292.4	160.7	221.9	225.7	115.3	51.5	187.5	179.5	248.1	160.4	191.7	164.5
Greece	174	8.8	2.7	5.8	6.3	6.1	3.9	9.5	0.2	3.6	0.8	1.5	2.1
Ireland	178	1.9	0.3	0.2	0.7	1.2	0.6	17.3	19.4	20.1	17.1	22.7	35.5
Italy	136	50.5	57.4	52.5	36.0	42.1	35.6	117.2	83.2	79.7	79.0	87.7	65.4
Latvia	941	2.1	1.7	0.2	0.0	0.2	0.0	0.1	0.9	8.9	3.6	0.9	1.0
Lithuania	946	1.2	0.8	0.3	0.3	0.7	0.2	0.9	9.6	0.6	7.0	7.0	0.7
Luxembourg	137	0.2	0.0	0.0	0.0	0.0	7.3	0.9	2.2	1.0	1.7	1.9
Malta	181	0.3	0.0	0.3	0.3	0.2	0.4	0.7	0.0	0.0	0.1	0.7	0.1
Netherlands	138	121.0	62.8	50.9	76.5	63.9	68.6	159.3	137.2	176.5	94.9	105.5	63.4
Portugal	182	12.7	14.3	18.1	19.6	18.8	18.7	1.8	2.3	2.0	3.7	3.2	5.4
Slovak Republic	936	0.0	0.0	0.0	0.0	0.0	0.1	0.9	0.8	1.4	0.6	1.7
Slovenia	961	1.8	0.3	0.0	0.0	0.0	0.1	1.6	2.2	2.7	3.7	0.9	0.6
Spain	184	16.5	21.4	14.3	18.7	15.7	20.0	47.0	36.9	33.8	31.7	31.5	25.7
Australia	193	14.8	7.7	61.2	4.5	7.6	4.6	124.2	168.0	141.8	103.2	64.5	44.1
Canada	156	26.1	13.0	7.1	6.0	4.7	3.8	111.7	101.5	123.7	59.9	100.9	34.0
China,P.R.: Hong Kong	532	23.8	30.5	35.6	34.0	30.0	53.3	36.2	53.2	45.4	51.6	33.6
Czech Republic	935	0.2	0.4	0.2	0.1	0.8	1.0	10.5	2.2	6.9	10.6	16.1	5.0
Denmark	128	10.8	9.2	7.5	2.8	3.9	3.5	27.5	50.2	41.8	66.0	40.6	26.1
Iceland	176	3.4	4.5	4.1	2.4	0.0	0.0	0.0	0.1	0.0	0.0	0.0	0.0
Israel	436	13.6	12.2	10.5	17.0	13.2	14.0	45.2	19.2	17.5	54.6	7.8	11.3
Japan	158	298.9	221.2	247.8	230.4	138.5	59.7	518.3	516.0	559.4	395.9	371.0	285.8
Korea, Republic of	542	15.2	7.1	6.3	18.2	38.9	18.3	119.6	147.8	163.3	225.6	165.3	101.2
New Zealand	196	3.1	2.7	2.4	2.2	5.6	3.0	2.5	3.3	2.9	3.9	3.6	1.6
Norway	142	18.7	4.0	4.1	1.4	0.8	0.5	59.1	30.6	44.3	4.7	7.0	7.4
Singapore	576	25.5	56.0	15.9	6.6	10.5	2.9	147.9	221.8	39.2	92.0	52.6	42.9
Sweden	144	6.0	5.0	5.3	5.2	5.6	5.8	110.8	95.1	111.0	59.6	69.0	23.5
Switzerland	146	798.6	404.7	149.0	153.9	767.9	250.5	1,581.6	1,622.0	905.6	429.1	129.8	201.5
Taiwan Prov.of China	528	0.0	0.0	0.0	0.0	0.0	1.1	60.9	66.7	68.3	61.6	44.9	20.4
United Kingdom	112	47.4	55.4	46.6	23.0	22.8	20.5	368.0	277.4	263.0	181.1	155.0	125.4
United States	111	69.3	60.8	143.0	50.8	56.9	50.6	239.1	234.3	369.8	321.5	252.0	145.4
Vatican	187	0.2	0.1	0.0	0.0
Emerg. & Dev. Economies	200	3,481.3	3,086.8	4,453.1	4,739.2	3,053.6	3,011.8	7,281.6	8,208.2	8,977.9	12,009.9	5,739.5	4,071.1
Emerg. & Dev. Asia	505	1,132.9	1,157.7	2,053.7	1,858.8	1,259.0	1,402.8	2,499.1	4,351.4	5,173.6	3,685.4	3,530.8	2,236.5
American Samoa	859	0.2	2.3	1.0	0.1	24.4	4.5	0.1	0.2	0.0
Bangladesh	513	7.2	9.1	5.7	25.7	7.2	12.3	5.2	0.6	6.7	3.1	1.7	1.5
Brunei Darussalam	516	0.0	0.1	0.0	0.0	0.0	0.0	0.0
Cambodia	522	0.1	0.0	0.0	0.1	0.4	0.2	0.4	0.0	2.8	0.2	0.1
China,P.R.: Mainland	924	525.0	309.4	684.0	562.3	354.2	158.8	1,162.9	1,595.9	2,046.6	1,853.9	1,638.5	989.9
Fiji	819	0.0	0.0	0.0	0.0	0.1	0.0	0.0
F.T. New Caledonia	839	0.1	0.0	0.0	0.0	0.0	0.0	0.0
India	534	480.6	752.2	1,254.6	1,149.4	703.0	884.6	880.6	2,308.7	2,453.8	1,258.9	1,428.8	944.6
Indonesia	536	40.9	33.3	6.6	6.4	17.2	14.3	237.6	156.2	93.6	142.1	64.6	103.0
Malaysia	548	9.9	1.4	13.2	29.2	13.1	9.7	88.4	116.9	387.6	168.9	260.5	116.5
Marshall Islands	867	2.2	1.4	0.5	4.8
Mongolia	948	0.2	0.0	0.0	0.1
Myanmar	518	0.2	0.1	0.0	0.0	0.0	0.0	0.3	0.0	0.0	0.0
Nauru	836	0.0	0.0	0.0	0.0	0.2	0.0
Nepal	558	0.0	0.1	0.0	0.0	0.1	0.0	0.0	0.0	0.0	0.0	1.4
Papua New Guinea	853	0.3	0.0	0.0	0.0	0.0
Philippines	566	1.0	0.8	2.0	2.7	2.3	0.7	1.6	1.4	1.9	3.4	3.6	3.3

Tanzania (738)

In Millions of U.S. Dollars

		Exports (FOB)						Imports (CIF)					
		2012	2013	2014	2015	2016	2017	2012	2013	2014	2015	2016	2017
Solomon Islands	813	0.3	0.0
Sri Lanka	524	1.4	2.5	2.1	1.8	0.8	1.4	3.5	4.9	24.4	10.7	3.2	2.4
Thailand	578	36.2	15.4	14.4	6.6	9.0	9.9	75.8	92.0	104.7	92.1	78.6	52.4
Tuvalu	869	0.1
Vietnam	582	28.7	31.5	68.8	70.3	149.2	308.1	12.0	16.3	11.5	94.3	19.1	16.3
Asia n.s.	598	1.6	1.5	1.9	2.0	1.8	2.3	29.0	33.6	36.6	54.6	26.8	5.2
Europe	170	28.3	21.3	94.8	55.1	38.6	32.3	273.7	489.1	620.5	280.3	235.6	159.3
Emerg. & Dev. Europe	903	13.8	10.4	83.8	38.7	23.3	20.1	140.0	151.0	177.3	124.4	114.5	80.0
Bosnia and Herzegovina	963	0.0	0.3	0.0	0.1	0.4	0.0	0.4
Bulgaria	918	0.2	1.6	0.0	2.2	0.3	1.1	0.5	6.2	3.0	4.0	10.3	5.4
Croatia	960	0.0	0.0	0.0	0.0	0.1	1.7	6.3	7.4	6.7	9.4	1.1
Gibraltar	823	0.3	0.1	0.0	0.2	0.3	0.6	0.2	0.1	0.0
Hungary	944	0.1	0.3	0.3	0.3	0.3	0.1	3.3	0.6	5.6	6.8	3.1	4.4
Macedonia, FYR	962	0.0	0.0	0.1
Poland	964	8.2	2.6	4.0	21.7	11.3	10.8	13.7	16.5	14.9	25.2	24.4	18.6
Romania	968	3.0	2.0	77.3	9.4	8.4	4.5	1.2	0.4	2.3	2.2	1.7	1.7
Serbia, Republic of	942	0.0	0.0	0.0	0.0	0.0	0.0	0.0	0.0	0.7	0.4	0.1	0.3
Turkey	186	2.3	4.0	2.1	4.8	2.8	3.5	119.2	120.7	142.7	78.6	65.4	48.3
CIS	901	12.7	9.3	8.8	14.1	13.3	11.9	132.0	123.9	155.1	155.7	121.1	79.0
Armenia	911	0.0	0.0	0.0	0.1	0.2	0.0	0.0	0.0	0.0	0.0	0.0
Azerbaijan, Rep. of	912	0.8	0.0	0.0	0.0	0.4	0.0	0.0	0.0	0.0
Belarus	913	0.0	0.2	0.5	0.3	0.1	0.7	0.3	0.4
Georgia	915	0.6	0.0	0.0	0.4	0.2	0.0	0.2	1.0	0.4	1.7	1.4
Kazakhstan	916	0.0	1.5	0.0	0.1	0.1	0.0	0.0	0.0	0.0	0.0
Moldova	921	0.0	0.0	0.1	0.0	0.0	0.0	0.0	0.0
Russian Federation	922	11.3	9.2	7.2	11.7	11.1	11.1	81.5	73.0	128.4	123.2	107.4	73.0
Ukraine	926	0.0	0.0	0.0	1.8	1.3	0.4	48.6	50.3	25.6	31.4	11.6	3.8
Uzbekistan	927	0.0	0.0	0.0	1.5	0.0	0.0	0.5
Europe n.s.	884	1.8	1.7	2.2	2.3	2.1	0.3	1.7	214.2	288.1	0.1	0.0	0.2
Mid East, N Africa, Pak	440	170.7	127.2	144.2	472.2	115.7	152.4	2,503.7	1,939.0	1,645.5	7,031.8	991.6	1,064.0
Afghanistan, I.R. of	512	0.0	0.0	0.0	0.0	0.0	0.0	0.0	0.1
Algeria	612	3.5	1.6	0.8	1.0	0.5	0.6	0.1	0.2	1.2	3.2	7.8	4.7
Bahrain, Kingdom of	419	0.1	4.4	0.4	0.7	1.9	1.0	915.8	213.5	14.8	52.4	37.0	28.0
Djibouti	611	0.7	0.1	2.6	7.8	2.9	0.4	0.1	0.0	0.7	0.1	0.1
Egypt	469	9.1	1.6	1.3	0.8	1.0	1.5	42.0	43.2	30.5	35.5	34.8	21.7
Iran, I.R. of	429	1.3	0.4	0.5	0.1	0.0	2.3	46.9	36.9	41.5	16.8	10.5	15.7
Iraq	433	4.6	0.0	0.0	0.2	2.5	3.6	0.0	0.0	0.0	0.0	0.0	0.0
Jordan	439	0.4	0.3	0.2	0.2	0.4	0.2	2.0	2.1	1.1	1.5	1.8	0.6
Kuwait	443	0.1	0.3	0.1	0.4	0.8	0.9	6.6	2.6	2.0	1.4	1.7	1.6
Lebanon	446	0.6	0.9	0.1	0.9	0.2	0.6	16.4	5.3	7.9	4.9	4.4	2.3
Libya	672	0.5	0.0	0.3	0.4	0.9	0.0	0.1	0.1	0.0
Mauritania	682	0.1	0.2	0.2	0.1	0.0	0.0	0.1	0.0	0.4	0.1	0.1
Morocco	686	1.8	1.9	2.2	3.3	2.9	3.7	0.4	0.5	1.5	3.1	9.4	2.1
Oman	449	3.7	2.8	4.8	249.9	4.2	9.7	125.9	93.1	87.1	35.6	17.5	11.4
Pakistan	564	33.3	8.1	14.5	19.9	14.9	29.5	78.6	97.5	61.5	40.5	32.2	16.6
Qatar	453	1.0	1.9	1.0	2.9	1.2	12.0	7.9	22.5	8.8	19.0	20.6	11.1
Saudi Arabia	456	10.7	11.7	16.5	11.4	13.5	7.4	230.9	223.3	205.0	5,976.2	220.4	413.8
Somalia	726	1.0	0.6	6.7	2.8	0.4	1.3	0.0	0.1	0.4	0.0
Sudan	732	2.4	4.6	4.8	7.0	4.8	0.2	0.1	0.1	0.1	0.0	0.0	0.0
Syrian Arab Republic	463	0.0	0.0	0.0	0.0	1.3	0.4	1.8	0.1	0.0	0.0
Tunisia	744	0.3	0.3	2.1	1.2	0.0	0.3	0.7	2.5	0.9	0.5	0.5	2.3
United Arab Emirates	466	96.0	84.7	85.5	157.6	63.5	76.6	1,025.7	1,193.2	1,175.2	838.8	592.3	531.6
Yemen, Republic of	474	0.2	0.2	0.1	3.7	0.0	0.1	1.6	2.0	3.7	1.2	0.4	0.2
Sub-Saharan Africa	603	2,145.6	1,777.7	2,154.4	2,270.5	1,633.9	1,422.5	1,802.5	1,382.5	1,496.4	963.4	932.0	556.3
Angola	614	2.6	29.0	2.5	3.8	4.6	2.3	1.0	0.3	3.4	0.0	0.0	0.0
Benin	638	0.1	0.1	6.7	0.0	0.1	0.1	0.0	0.0	0.0	0.1	0.0	0.0
Botswana	616	0.4	0.3	4.2	0.1	0.0	0.5	6.7	1.0	3.4	0.1	0.3	0.2
Burkina Faso	748	0.1	7.3	0.0	3.7	0.0	0.0	0.0	0.0	0.4	0.0	0.0	0.6
Burundi	618	54.6	45.3	43.0	39.2	52.1	45.9	3.9	1.7	0.6	1.1	0.8	0.2
Cabo Verde	624	0.0	0.0	0.0	0.0	0.1	0.0

Tanzania (738)

In Millions of U.S. Dollars

		Exports (FOB)						Imports (CIF)					
		2012	2013	2014	2015	2016	2017	2012	2013	2014	2015	2016	2017
Cameroon	622	2.4	1.6	0.8	0.5	0.1	0.1	0.7	0.1	0.0	4.1	0.1	0.0
Central African Rep.	626	0.0	0.0	0.9	0.0	0.2	0.0
Chad	628	0.0	0.0	0.5	0.1	3.5	0.7	0.0	0.0	0.0	0.0	0.0
Comoros	632	2.7	0.9	1.6	187.9	172.4	10.9	0.0	0.0	0.1	0.1	4.7	0.0
Congo, Dem. Rep. of	636	187.4	237.6	281.5	198.3	291.7	203.5	0.9	0.1	0.8	0.6	0.4	0.6
Congo, Republic of	634	12.8	78.3	291.5	115.5	0.2	1.2	2.7	0.6	3.9	0.1	0.1	0.0
Côte d'Ivoire	662	0.3	1.1	0.7	0.3	0.5	0.9	0.2	0.1	0.1	0.1	0.2	0.1
Equatorial Guinea	642	0.0	0.0	0.1	0.0	0.0	0.0	0.0
Eritrea	643	0.2	0.1	0.0	0.1	0.1	0.1	0.4	0.0	0.0	0.0	0.0
Eswatini, Kingdom of	734	2.3	4.0	1.2	9.1	0.1	0.6	35.1	37.6	47.1	37.1	41.2	24.2
Estonia	939	0.1	0.2	0.0	0.0	0.7	15.9	2.3	5.4	8.1	2.5
Ethiopia	644	3.1	2.0	5.4	0.1	0.8	2.2	1.0	0.6	0.3	2.3	0.1	0.2
Gabon	646	9.5	1.5	0.1	0.0	0.1	0.0	2.9	0.3	0.0	0.1	0.2	0.0
Gambia, The	648	0.0	0.1	0.1	0.0	0.0	0.2	0.1	0.0	0.0	0.1
Ghana	652	1.9	2.5	1.2	0.5	1.3	3.2	3.5	5.3	4.2	0.6	1.3	0.4
Guinea	656	0.1	0.0	0.1	0.8	0.1	0.2	0.0	0.2	0.0	0.6	0.0	0.0
Kenya	664	349.7	228.4	446.0	793.9	313.9	317.5	564.2	335.6	654.7	237.3	267.7	126.2
Lesotho	666	0.1	0.1	0.4	0.4	0.5	0.5	0.2
Liberia	668	0.0	0.0	0.1	0.1	0.0	0.0	0.7	27.7	0.2	3.7	6.7	4.0
Madagascar	674	7.1	1.9	2.3	3.3	1.0	5.5	0.9	1.0	3.1	1.5	5.6	9.8
Malawi	676	104.1	41.5	41.3	56.1	30.8	55.9	12.6	11.0	12.0	13.5	26.6	7.9
Mali	678	0.9	0.2	1.0	0.1	0.1	0.3	0.0	1.1	0.1	0.2	0.1	0.0
Mauritius	684	4.7	2.1	2.4	1.3	1.6	2.3	18.2	16.6	12.7	24.7	15.1	5.4
Mozambique	688	56.2	66.8	68.1	18.7	12.3	11.1	11.2	73.9	18.4	33.1	12.0	7.5
Namibia	728	60.2	5.0	0.8	0.7	0.3	0.1	46.1	21.5	3.3	4.8	6.1	4.9
Niger	692	0.0	0.7	0.0	0.0	0.0	2.0	0.0	0.0	0.1	0.2	0.9	0.0
Nigeria	694	1.0	3.5	4.3	3.6	9.2	3.6	0.4	1.0	4.0	6.4	1.0	0.3
Rwanda	714	105.8	81.5	35.8	41.3	6.5	5.8	2.1	1.7	3.2	1.1	1.1	1.0
São Tomé & Príncipe	716	0.1	0.0	0.1	0.0	0.0
Senegal	722	0.2	0.5	0.5	0.6	0.4	0.4	0.4	0.2	0.1	0.1	0.3	0.0
Seychelles	718	0.5	0.4	0.2	14.1	0.2	0.1	0.0	0.0	0.0	0.1	0.1	2.3
Sierra Leone	724	0.2	0.8	0.2	0.0	0.1	0.4	0.0	0.0	0.3	0.0	0.0	0.0
South Africa	199	982.8	764.6	689.2	675.4	631.4	661.9	934.9	729.7	603.3	511.3	472.2	297.6
South Sudan, Rep. of	733	1.7	2.6	4.5	0.1	0.2	0.0	0.0
Togo	742	0.0	1.1	0.9	0.1	0.2	0.2	0.0	0.0	0.0	0.0	0.0	0.1
Uganda	746	103.2	66.5	73.3	50.5	58.2	15.7	108.3	58.0	48.0	39.2	30.7	23.1
Zambia	754	81.9	91.2	135.3	44.2	32.5	59.7	40.2	51.1	63.4	32.4	33.5	38.8
Zimbabwe	698	5.0	6.5	7.1	6.3	6.4	7.1	2.9	3.7	4.8	5.7	2.1	0.8
Western Hemisphere	205	3.8	2.9	6.1	82.6	6.4	1.8	202.6	46.2	41.8	49.0	49.4	55.2
Antigua and Barbuda	311	0.0	0.0	0.0	0.0	0.0	0.0	1.3	0.0
Argentina	213	2.0	0.5	1.4	1.0	1.0	0.2	123.6	18.1	7.4	17.3	7.1	21.2
Bahamas, The	313	0.0	0.0	0.1	0.0	1.2
Barbados	316	0.0	0.2	0.0	0.0	0.0	0.0	0.0
Belize	339	0.0	0.0	0.0	0.2	0.0
Bermuda	319	0.0	0.0	0.0	0.9
Bolivia	218	0.0	0.0	0.0	0.1	0.0	0.0	0.0	0.0	0.0
Brazil	223	0.1	1.5	0.1	0.0	0.0	0.0	57.9	15.5	14.8	17.0	27.9	20.3
Chile	228	0.0	0.1	0.1	0.1	0.3	0.4	0.3	0.3	0.4	0.9	0.6	0.8
Colombia	233	0.2	0.4	2.4	0.2	0.7	0.3	1.8	1.0	0.5	0.8	0.7	0.3
Costa Rica	238	0.0	0.0	0.0	0.1	0.3	0.1	0.3	0.1
Curacao	354	0.2	0.0	0.1	0.0	0.1	0.1	0.7	1.5	0.7	0.8
Dominica	321	0.0	0.1	0.1	0.3	0.2	0.0	0.0	0.0	0.0
Dominican Republic	243	0.3	0.2	0.1	0.1	0.1	0.1	0.0	0.0
Ecuador	248	0.0	0.0	0.0	0.0	0.1	0.1	0.1	0.0	0.0
Grenada	328	0.1	0.0	0.0
Guatemala	258	0.0	0.0	0.0	0.0	0.1	0.0	0.0	0.0	0.0
Haiti	263	0.1	0.0	0.0	0.0	0.1	0.0	0.0	0.0
Honduras	268	0.0	0.0	0.5	0.2	0.1	0.1	0.0	0.2
Jamaica	343	0.0	0.0	0.0	0.0	0.0	0.0	0.0	0.0	0.0	1.0	0.0
Mexico	273	0.4	0.3	1.1	1.2	1.2	0.5	1.1	1.2	2.7	7.4	4.8	5.4

Tanzania (738)

In Millions of U.S. Dollars

		Exports (FOB)						Imports (CIF)					
		2012	2013	2014	2015	2016	2017	2012	2013	2014	2015	2016	2017
Netherlands Antilles	353	0.1
Nicaragua	278	0.0	0.0	0.0	0.1	0.0	0.0	2.3	0.0
Panama	283	0.0	0.0	79.0	0.0	0.1	4.2	2.2	1.0	1.5	4.5	4.6
Paraguay	288	0.4	0.8	2.7	10.4	1.6	0.0	0.0
Peru	293	0.0	0.0	0.0	0.0	0.9	0.2	0.0	0.6	0.0	0.0
Sint Maarten	352	0.2	0.0
Suriname	366	0.1	0.0	0.0	0.0	0.0	0.0	0.0	0.0	0.0	0.0
Trinidad and Tobago	369	0.0	0.0	0.0	0.8	0.0	0.0	0.0	0.0	0.0
Uruguay	298	0.1	0.0	0.1	4.5	12.2	0.0	0.0	0.0
Venezuela, Rep. Bol.	299	0.5	0.0	0.0	0.0	0.0	0.0	0.0
Western Hem. n.s.	399	0.3	0.0	0.5	0.2	0.2
Other Countries n.i.e	910	2.3	0.4	0.1	0.1	0.6	1.3	3.2	4.8	3.2	1.1	0.0
Cuba	928	0.4	0.3	0.0	0.6	0.0	1.0	0.0	0.0
Korea, Dem. People's Rep.	954	1.9	0.1	0.1	0.1	0.6	1.3	2.5	4.7	2.2	1.1
Countries & Areas n.s.	898	26.1	24.6	31.4	33.4	29.9	6.6	1.6	0.5	42.2
Memorandum Items													
Africa	605	2,153.6	1,784.4	2,169.3	2,293.6	1,645.5	1,428.8	1,803.7	1,385.8	1,500.9	971.2	950.0	565.4
Middle East	405	127.6	109.7	110.3	429.1	89.2	116.5	2,423.8	1,838.1	1,579.5	6,983.4	941.4	1,038.2
European Union	998	766.0	508.9	638.3	620.2	631.8	442.7	1,450.5	1,243.2	1,319.2	1,001.4	978.1	707.5
Export earnings: fuel	080	161.5	233.2	424.0	563.2	117.7	133.9	2,453.7	1,863.6	1,679.8	7,075.5	1,017.8	1,091.7
Export earnings: nonfuel	092	5,414.0	4,205.8	5,304.4	5,323.7	4,652.4	3,719.5	9,322.8	10,728.6	11,079.7	7,692.1	6,903.3	4,627.3

Thailand (578)

In Millions of U.S. Dollars

		Exports (FOB)						Imports (CIF)					
		2012	2013	2014	2015	2016	2017	2012	2013	2014	2015	2016	2017
IFS World		227,655.1	227,455.1	226,623.4	214,045.8	214,250.7	235,091.3	250,587.2	249,661.9	227,996.9	201,889.7	195,195.2	225,080.5
World	001	227,354.9	224,437.0	224,694.9	210,684.8	213,761.9	235,925.1	250,453.3	249,576.7	227,895.1	201,790.3	195,102.8	223,707.3
Advanced Economies	110	116,989.7	112,244.5	113,195.1	107,297.0	111,292.5	119,216.3	125,379.0	120,729.7	106,255.6	96,680.3	92,965.4	108,833.8
Euro Area	163	14,769.1	15,282.4	16,084.4	15,010.6	15,399.7	16,817.6	15,577.6	16,512.7	14,748.9	13,736.6	14,358.7	15,847.0
Austria	122	227.2	219.6	221.6	228.3	221.6	223.3	377.1	389.8	424.5	357.2	328.9	381.2
Belgium	124	1,732.7	1,632.1	1,657.1	1,523.7	1,447.6	1,382.8	1,104.6	967.0	1,092.8	850.6	808.4	1,128.6
Cyprus	423	32.9	27.4	27.3	22.0	23.9	27.3	3.2	3.3	3.3	3.8	4.5	14.2
Estonia	939	73.1	73.7	80.9	50.9	49.1	51.5	23.2	8.9	11.6	32.1	31.7	20.9
Finland	172	395.5	325.5	311.5	219.3	171.8	200.8	292.1	295.9	317.3	307.5	344.0	282.3
France	132	1,608.1	1,640.7	1,629.5	1,575.4	1,542.4	1,774.8	3,237.4	4,152.0	2,435.7	2,698.3	2,820.3	3,517.4
Germany	134	3,586.4	4,002.5	4,485.3	4,220.2	4,448.8	5,034.2	6,019.2	6,097.3	5,924.1	5,523.5	5,899.6	6,135.8
Greece	174	123.6	125.4	130.1	120.4	121.9	119.0	65.4	49.8	45.0	50.0	50.9	51.5
Ireland	178	341.3	418.3	439.5	489.7	444.8	349.2	280.7	279.4	366.1	390.1	424.7	404.9
Italy	136	1,411.6	1,424.5	1,498.5	1,309.4	1,539.2	1,646.9	2,227.6	2,389.5	2,272.6	1,916.0	1,896.4	2,087.1
Latvia	941	36.8	30.7	36.9	36.5	37.5	47.1	8.1	10.1	12.3	16.6	14.3	13.7
Lithuania	946	100.2	39.2	54.0	25.0	23.5	23.8	11.0	12.7	10.2	8.5	10.6	13.8
Luxembourg	137	7.8	6.4	7.3	7.2	8.2	8.7	35.9	19.4	20.1	15.3	17.6	17.8
Malta	181	25.4	19.1	19.2	19.0	22.7	24.5	28.8	12.6	29.0	27.0	33.5	20.9
Netherlands	138	4,151.0	4,362.7	4,562.3	4,204.5	4,196.4	4,757.8	1,158.9	1,073.1	1,040.9	966.7	993.2	996.5
Portugal	182	113.1	142.2	147.9	141.2	156.7	170.6	69.4	65.4	66.0	73.2	53.9	64.7
Spain	184	802.2	792.4	775.6	817.8	943.7	975.3	634.9	686.6	677.5	500.4	626.4	695.8
Australia	193	9,710.3	10,179.1	9,201.2	9,616.1	10,246.3	10,484.0	5,474.8	5,496.4	5,425.8	4,198.3	3,432.5	4,460.1
Canada	156	1,572.8	1,456.1	1,460.9	1,343.6	1,333.4	1,427.3	943.6	990.0	920.3	923.4	909.0	793.2
China,P.R.: Hong Kong	532	13,041.0	12,982.3	12,481.3	11,649.8	11,401.6	12,276.7	1,915.4	1,630.0	1,190.5	1,567.5	1,605.4	2,940.6
China,P.R.: Macao	546	16.4	22.7	21.0	24.2	21.9	20.2	6.2	9.2	10.4	10.8	9.5	10.7
Czech Republic	935	759.5	712.6	758.8	739.1	711.7	699.3	183.7	197.9	211.2	168.6	187.2	205.3
Denmark	128	452.3	416.9	434.2	437.2	385.2	392.6	287.6	251.2	377.8	235.2	263.3	360.0
Iceland	176	7.0	6.3	6.5	5.8	5.4	9.4	7.9	8.9	6.3	11.2	11.2	23.5
Israel	436	724.5	673.3	752.9	694.4	671.6	692.9	621.9	497.1	424.1	393.2	395.1	614.5
Japan	158	23,299.2	21,874.6	21,479.0	19,742.7	20,353.1	22,023.2	49,030.0	40,978.7	35,551.1	31,125.8	30,840.7	32,386.1
Korea, Republic of	542	4,751.5	4,514.4	4,472.9	4,039.9	4,045.9	4,652.6	9,058.3	9,042.5	8,559.9	7,013.4	7,322.6	8,081.4
New Zealand	196	1,020.9	1,142.6	1,224.7	1,297.1	1,425.9	1,639.7	606.9	616.2	761.9	591.7	590.9	646.3
Norway	142	475.1	190.1	382.6	186.5	177.1	488.9	393.6	427.4	346.1	276.3	345.0	383.3
San Marino	135	0.0	0.0	0.0	0.0	0.0	0.0	0.1	0.1	0.1	0.0	0.0	0.2
Singapore	576	10,762.7	11,055.6	10,337.9	8,613.6	8,182.6	8,274.9	7,882.9	8,179.8	7,893.9	7,141.0	6,546.5	7,972.3
Sweden	144	572.4	520.2	543.2	467.3	437.8	485.5	933.2	1,160.6	702.6	790.4	712.9	693.7
Switzerland	146	5,233.6	1,584.2	1,972.5	2,510.9	4,986.3	4,232.8	8,805.6	9,278.0	4,197.9	4,640.5	4,147.8	7,274.5
Taiwan Prov. of China	528	3,397.6	3,315.9	3,971.9	3,478.9	3,350.5	4,006.2	8,262.0	7,572.5	7,545.1	7,501.7	7,157.5	8,226.6
United Kingdom	112	3,777.7	3,728.3	3,965.9	3,757.7	3,822.9	4,073.6	2,797.4	3,297.4	2,783.5	2,539.7	2,025.8	2,957.3
United States	111	22,646.2	22,586.7	23,643.1	23,681.7	24,333.6	26,518.9	12,590.3	14,583.2	14,598.1	13,815.0	12,103.8	14,957.1
Emerg. & Dev. Economies	200	109,593.0	111,320.0	110,649.6	102,568.1	101,993.1	116,212.4	122,644.6	126,374.0	119,314.3	102,463.4	99,155.6	111,523.3
Emerg. & Dev. Asia	505	79,334.1	80,955.7	80,545.3	75,936.3	76,820.0	89,373.6	74,595.8	75,328.2	75,442.7	75,297.0	75,603.8	82,995.6
Bangladesh	513	759.9	833.2	854.6	845.0	933.3	1,253.9	87.4	63.3	43.6	44.0	56.3	61.7
Brunei Darussalam	516	189.5	163.5	141.1	104.2	79.3	81.1	446.0	547.8	653.8	708.0	609.5	589.6
Cambodia	522	3,761.4	4,185.3	4,476.9	4,882.7	4,635.9	5,283.6	251.3	354.4	590.1	638.2	945.0	904.2
China,P.R.: Mainland	924	26,702.3	26,805.8	24,825.3	23,356.3	23,625.3	29,447.4	37,327.0	37,595.3	38,527.8	40,901.9	42,247.1	44,700.7
Fiji	819	54.3	66.6	57.1	54.0	60.0	59.4	10.6	8.7	8.6	5.8	3.2	6.4
F.T. French Polynesia	887	23.9	23.9	22.2	20.2	16.8	28.0	2.4	2.3	1.7	3.7	3.2	2.7
Guam	829	42.4	10.5	9.3	9.4	8.8	10.6	0.2	0.0	0.1	0.0	0.0	2.1
India	534	5,440.2	5,101.2	5,552.1	5,212.1	5,121.0	6,464.4	3,422.6	3,498.6	3,045.3	2,618.2	2,587.2	3,935.6
Indonesia	536	11,142.0	10,701.8	9,409.2	7,704.6	8,126.1	8,826.8	8,145.4	8,065.6	7,289.7	6,536.1	6,361.2	7,380.0
Kiribati	826	2.7	3.1	4.1	1.7	2.6	3.6	36.0	57.5	40.4	84.8	91.9	110.9
Lao People's Dem. Rep.	544	3,566.6	3,698.9	3,990.9	4,169.3	3,966.6	3,942.2	1,244.2	1,354.1	1,411.8	1,464.7	1,887.2	2,242.5
Malaysia	548	12,351.3	12,802.7	12,630.8	10,027.5	9,564.2	10,323.1	13,189.6	13,238.1	12,760.0	11,872.1	10,847.4	11,702.5
Maldives	556	72.5	79.3	84.5	80.3	100.2	105.3	36.3	71.5	39.9	40.7	38.3	81.7
Micronesia	868	3.5	3.2	3.1	2.7	2.7	3.2	45.1	17.6	13.8	12.0	36.6	66.6
Mongolia	948	13.2	14.9	12.6	12.4	12.5	10.4	0.5	0.1	0.7	3.3	12.2	25.4
Myanmar	518	3,108.4	3,730.4	4,195.4	4,108.5	4,149.8	4,302.8	3,698.9	4,021.0	3,917.0	3,556.0	2,367.4	2,500.4
Nauru	836	0.0	0.1	0.2	0.1	0.1	0.1	0.0	0.0	0.0	0.1	0.0	0.0
Nepal	558	63.0	54.9	57.4	53.7	66.3	66.1	0.6	0.5	0.9	0.8	0.6	0.4

Thailand (578)

In Millions of U.S. Dollars

		Exports (FOB)						Imports (CIF)					
		2012	2013	2014	2015	2016	2017	2012	2013	2014	2015	2016	2017
Papua New Guinea	853	258.0	177.4	126.5	137.8	138.8	138.3	101.1	181.1	149.4	285.0	190.4	262.6
Philippines	566	4,830.2	4,954.4	5,803.4	5,900.6	6,354.8	6,932.9	2,741.8	2,618.9	2,614.6	2,348.2	2,725.5	3,265.9
Samoa	862	11.7	11.8	9.9	16.1	11.7	9.5	1.8	0.1	0.1	0.1	0.2	0.1
Solomon Islands	813	11.8	11.4	9.4	11.8	10.1	10.6	24.3	22.2	11.9	14.1	14.6	30.0
Sri Lanka	524	450.8	414.8	447.4	427.3	429.0	441.7	96.0	56.6	58.5	53.8	40.2	71.2
Tonga	866	2.0	1.6	2.0	2.2	1.9	2.3	0.0	0.0	0.0	0.0	0.1
Vanuatu	846	11.5	10.8	10.2	10.6	11.3	13.5	165.7	187.7	68.9	14.9	15.8	15.3
Vietnam	582	6,443.0	7,064.9	7,800.7	8,765.4	9,356.7	11,560.9	3,003.0	3,269.4	3,940.7	4,033.4	4,438.1	5,006.3
Asia n.s.	598	18.1	29.2	9.2	19.8	34.2	51.8	518.1	95.6	253.6	57.3	84.8	30.7
Europe	170	3,808.8	3,989.6	3,913.0	3,048.2	3,021.8	3,852.1	6,605.2	6,832.9	6,188.1	3,297.5	3,225.6	3,734.1
Emerg. & Dev. Europe	903	2,139.8	2,294.6	2,179.8	1,965.5	2,043.4	2,335.0	710.2	768.8	863.7	713.8	873.9	909.5
Albania	914	4.8	10.5	8.4	6.7	6.4	6.7	0.7	0.6	0.6	0.5	0.8	0.5
Bulgaria	918	34.0	29.6	34.8	36.4	38.0	49.7	42.2	55.9	48.1	50.5	49.6	53.8
Faroe Islands	816	0.0	0.0	0.0	0.0	0.9	0.6	0.6	0.8	0.6	1.4	1.3	0.9
Gibraltar	823	0.1	0.4	0.3	0.1	0.3	0.3	0.0	0.1	0.0	0.0	0.0	0.0
Hungary	944	379.1	431.3	487.9	448.4	413.0	424.5	162.1	112.8	179.6	160.3	172.0	154.6
Montenegro	943	5.0	2.1	2.4	2.1	2.0	2.1	0.1	0.3	0.3	0.1	0.1	0.1
Poland	964	523.2	587.5	436.1	382.7	383.9	450.6	207.1	215.4	256.7	180.4	257.6	351.1
Romania	968	114.4	130.8	132.8	125.0	120.3	136.3	51.9	66.7	93.2	88.3	85.9	95.0
Serbia, Republic of	942	10.2	12.0	5.4
Turkey	186	1,079.2	1,102.5	1,077.3	964.2	1,068.5	1,252.0	245.5	316.3	284.5	232.4	301.2	253.6
CIS	901	1,404.8	1,405.6	1,425.2	822.6	737.7	1,226.5	5,799.2	5,961.1	5,214.0	2,493.7	2,271.2	2,726.4
Armenia	911	10.5	5.0	25.1	1.5	2.2	10.3	3.6	1.7	9.2	0.7	0.8	9.7
Azerbaijan, Rep. of	912	11.8	12.5	23.7	13.3	7.9	7.8	1,238.1	1,922.8	1,235.2	376.0	243.4	273.2
Belarus	913	55.3	28.8	17.9	3.7	5.3	5.5	86.5	60.2	60.0	79.4	63.3	68.7
Kazakhstan	916	50.7	58.0	57.9	35.8	37.6	50.0	43.0	19.9	3.5	10.9	14.4	43.8
Kyrgyz Republic	917	1.4	2.3	2.5	1.4	0.6	0.9	0.5	2.5	0.0	0.0	0.0	0.0
Moldova	921	0.4	0.6	0.6	0.4	0.3	0.3	0.2	7.8	2.8	4.3	3.4	3.8
Russian Federation	922	1,127.3	1,145.8	1,193.4	702.2	573.8	1,032.8	4,080.6	3,509.3	3,715.9	1,638.6	1,369.3	2,007.8
Tajikistan	923	1.5	1.9	2.1	0.9	0.8	2.3	3.9	0.0	0.0	0.0	0.0	0.6
Turkmenistan	925	8.1	7.3	7.8	6.6	8.8	6.7	1.1	1.3	2.0	3.5	3.0	2.2
Ukraine	926	129.9	123.6	80.1	47.8	93.6	103.7	338.9	306.6	183.1	378.9	573.6	316.2
Uzbekistan	927	7.8	19.8	14.1	8.9	6.8	6.2	2.8	129.1	2.2	1.2	0.1	0.4
Europe n.s.	884	264.2	289.4	308.0	260.1	240.7	290.7	95.8	102.9	110.4	90.0	80.6	98.2
Mid East, N Africa, Pak	440	12,304.3	12,571.1	12,278.7	11,074.8	9,616.5	9,505.5	32,882.5	35,823.9	29,765.0	18,218.4	14,719.9	18,327.1
Afghanistan, I.R. of	512	142.7	180.5	46.5	28.8	35.1	18.4	0.1	0.5	0.1	0.1	0.1	0.1
Algeria	612	241.0	321.3	255.8	126.4	117.4	107.8	783.4	480.0	877.2	141.6	246.6	332.8
Bahrain, Kingdom of	419	162.2	216.1	237.8	214.3	188.8	155.6	270.7	407.4	236.3	186.3	110.8	135.7
Djibouti	611	26.9	66.9	56.3	32.6	32.3	65.5	0.1	0.2	0.2	0.0	0.0	0.0
Egypt	469	958.6	896.5	1,071.7	997.1	766.0	678.6	45.7	38.1	23.1	42.2	71.8	85.9
Iran, I.R. of	429	517.4	327.8	319.0	214.3	265.8	430.9	63.1	3.2	35.0	91.7	167.6	507.8
Iraq	433	915.8	727.4	334.2	181.6	111.1	207.5	63.6	0.0	30.5	0.0	0.0	0.1
Jordan	439	249.6	260.4	287.7	213.6	159.6	133.5	24.7	37.3	33.7	10.4	11.9	11.5
Kuwait	443	412.2	411.7	454.2	394.2	331.8	290.4	813.7	970.8	921.1	796.6	470.6	530.8
Lebanon	446	195.1	212.8	208.6	225.9	171.4	168.5	1.8	2.2	2.0	5.5	5.6	4.8
Libya	672	347.6	402.8	225.1	104.6	128.3	122.6	19.4	72.3	0.3	0.0	42.3	115.8
Mauritania	682	33.1	32.7	33.7	14.6	18.2	17.8	2.9	2.1	1.8	1.2	0.8	0.5
Morocco	686	151.6	146.9	110.1	95.5	106.2	98.6	76.7	67.8	60.9	70.1	57.4	50.6
Oman	449	721.2	733.6	650.8	609.7	575.3	517.1	2,360.9	2,153.5	1,783.2	635.2	93.2	140.7
Pakistan	564	872.2	925.7	866.1	898.7	1,007.7	1,400.7	105.1	98.9	140.5	119.1	119.2	148.3
Qatar	453	350.4	372.8	433.1	349.7	286.1	306.3	2,663.8	4,064.9	3,883.8	2,991.3	2,452.1	2,542.2
Saudi Arabia	456	2,785.2	2,934.3	3,079.8	2,902.2	2,201.2	1,731.7	8,299.3	8,479.5	7,828.2	4,915.3	4,816.3	6,076.8
Somalia	726	9.5	23.7	23.2	17.4	16.2	21.7	0.3	0.1	0.0	0.5	0.2	0.3
Sudan	732	69.0	171.9	159.0	280.0	58.7	71.6	0.5	28.9	1.0	0.9	2.3	1.1
Syrian Arab Republic	463	154.7	58.3	78.3	44.5	32.2	38.9	1.3	1.1	0.9	0.0	0.9	1.2
Tunisia	744	134.7	117.1	133.8	107.6	152.4	89.3	11.7	9.7	15.1	14.7	18.3	22.2
United Arab Emirates	466	2,853.5	3,029.9	3,213.9	3,021.3	2,854.9	2,832.2	15,752.8	17,366.4	12,723.7	8,133.5	6,011.2	7,473.5
Yemen, Republic of	474	1,521.0	1,538.9	1,166.6	62.1	20.7	144.2
Sub-Saharan Africa	603	6,242.4	5,782.3	6,319.7	4,876.8	4,741.9	5,567.6	3,390.6	3,607.6	3,323.2	1,734.5	1,549.6	2,248.0
Angola	614	202.6	228.1	279.2	179.9	154.1	184.8	330.7	191.2	323.4	155.5	166.0	293.4

Thailand (578)

In Millions of U.S. Dollars

		Exports (FOB)						Imports (CIF)					
		2012	2013	2014	2015	2016	2017	2012	2013	2014	2015	2016	2017
Benin	638	212.3	489.9	503.9	306.6	525.1	698.9	7.4	8.4	9.0	6.8	3.1	5.4
Botswana	616	0.9	4.4	0.8	1.1	2.1	1.8	61.1	32.2	22.7	10.7	1.2	6.8
Burkina Faso	748	13.1	18.2	8.1	11.6	14.5	28.5	15.4	40.7	35.3	35.1	14.8	7.9
Burundi	618	1.1	0.9	0.9	0.6	0.8	1.2	0.1	0.0	0.8	0.7	0.0	2.1
Cabo Verde	624	7.3	11.2	8.4	13.0	6.7	6.9	1.5	0.0	0.0	0.0	0.1	0.1
Cameroon	622	171.3	156.8	223.9	174.0	189.6	291.5	9.7	9.4	33.2	8.0	3.5	4.0
Central African Rep.	626	0.6	0.2	0.5	0.6	0.7	1.2	0.2	0.2	3.0	0.6	0.2
Chad	628	1.1	0.9	2.6	2.3	0.9	2.3	0.3	1.9	0.6	2.3	22.4	33.7
Comoros	632	3.1	0.8	1.7	1.5	1.8	3.6	0.0	0.0	0.0	0.0	0.0	0.0
Congo, Republic of	634	94.9	112.2	79.7	74.9	73.2	71.1	45.5	139.1	217.3	116.8	140.7	148.3
Côte d'Ivoire	662	287.3	256.8	337.2	241.1	298.2	243.7	15.5	18.1	27.2	23.6	15.3	8.7
Eswatini, Kingdom of	734	2.3	13.3	12.0	3.6	2.5	2.0	16.4	11.2	8.8	9.9	8.7	4.7
Estonia	939	73.1	73.7	80.9	50.9	49.1	51.5	23.2	8.9	11.6	32.1	31.7	20.9
Ethiopia	644	63.9	56.3	56.8	49.5	47.3	48.9	11.6	12.9	10.1	9.0	7.2	5.6
Gabon	646	38.2	53.0	43.1	60.2	78.8	43.0	2.1	2.2	0.9	1.1	1.4	1.3
Gambia, The	648	18.0	22.8	31.3	28.0	20.3	25.1	1.8	3.0	1.6	0.9	0.2	0.3
Ghana	652	354.4	299.4	288.8	185.9	201.2	186.7	36.7	18.0	26.8	29.7	3.0	11.1
Guinea	656	20.0	15.1	63.1	21.8	46.9	17.3	2.9	53.7	1.6	2.2	3.3	2.9
Guinea-Bissau	654	0.9	0.4	1.3	3.8	0.7	1.0	0.1	0.1	0.0	0.0	0.2
Kenya	664	185.2	205.8	197.9	154.2	147.7	226.7	20.7	18.3	17.3	25.3	16.2	24.1
Lesotho	666	0.1	0.7	1.3	0.2	0.1	0.4	0.1	0.1	0.1	0.0	0.0	0.0
Liberia	668	12.6	8.6	6.3	7.3	3.3	4.4	42.7	0.4	34.1	0.1	0.9	4.1
Madagascar	674	55.5	49.8	58.2	34.1	24.1	40.7	1.8	3.7	2.0	3.2	5.0	12.2
Malawi	676	2.3	2.8	5.5	1.9	2.7	3.3	0.5	3.0	1.3	0.1	0.3	0.6
Mali	678	6.0	6.2	3.7	4.8	7.5	8.6	7.0	28.3	42.3	45.1	31.3	34.8
Mauritius	684	88.6	91.2	94.5	79.1	63.7	68.9	8.6	7.9	4.4	4.6	7.4	9.4
Mozambique	688	162.6	146.5	197.1	177.3	147.0	199.3	16.8	13.2	5.5	10.3	11.4	16.0
Namibia	728	6.9	10.8	6.6	2.9	3.9	4.0	1.0	4.5	2.2	0.2	4.4	1.2
Niger	692	40.2	53.4	37.1	33.7	21.6	30.5	0.1	0.1	0.1	0.1	0.1	0.1
Nigeria	694	926.8	403.6	826.6	562.4	186.2	169.2	520.7	550.0	1,070.0	160.0	48.5	491.6
Rwanda	714	3.3	3.8	8.7	5.7	4.4	4.0	1.0	10.2	43.0	23.3	39.6	47.3
São Tomé & Príncipe	716	0.4	0.0	0.1	0.0	0.1	0.0	0.0
Senegal	722	103.9	150.7	165.5	133.9	147.6	183.6	12.2	8.0	4.2	1.5	5.5	14.0
Seychelles	718	9.7	8.0	11.3	7.2	11.9	15.8	6.4	6.2	13.5	5.2	30.9	38.6
Sierra Leone	724	10.7	11.0	22.2	22.8	12.7	15.1	2.0	0.9	0.8	0.1	0.6	1.8
South Africa	199	2,824.5	2,566.0	2,326.1	1,979.0	2,089.5	2,473.3	2,044.7	2,239.0	1,167.7	832.3	737.1	806.9
Tanzania	738	99.7	127.6	143.0	104.4	91.9	107.5	14.0	29.4	23.3	16.1	28.6	23.4
Togo	742	113.2	114.5	172.5	132.6	63.8	88.8	7.1	7.6	5.8	4.2	2.8	2.9
Uganda	746	14.5	17.2	22.8	17.3	11.9	17.0	3.6	3.9	1.1	2.6	3.3	5.1
Zambia	754	11.3	10.5	15.8	14.2	4.2	7.2	48.3	56.1	94.0	147.4	138.9	119.8
Zimbabwe	698	12.1	5.1	7.3	5.7	5.9	10.8	25.3	14.5	6.6	3.3	2.2	1.2
Africa n.s.	799	59.3	47.3	46.3	36.1	25.0	28.6	47.1	60.3	64.9	34.1	43.0	56.5
Western Hemisphere	205	7,903.4	8,021.3	7,593.0	7,632.0	7,793.0	7,913.7	5,170.4	4,781.5	4,595.3	3,916.0	4,056.7	4,218.5
Argentina	213	942.1	1,033.1	693.8	663.9	975.0	1,105.3	650.4	1,072.1	729.5	559.8	563.3	594.6
Bahamas, The	313	4.5	4.8	4.5	5.3	5.3	7.6	12.0	6.6	119.2	1.6	0.7	2.6
Barbados	316	10.2	10.1	13.1	13.2	16.2	20.7	4.6	1.8	2.4	1.3	0.8	1.0
Belize	339	4.6	3.0	2.9	3.7	2.1	0.9	2.0	2.5	3.0	11.4	1.1	3.7
Bermuda	319	1.6	1.5	1.7	2.9	3.4	3.3	0.0	0.0	0.0	0.0	0.0	0.0
Bolivia	218	33.2	53.0	71.2	57.5	38.4	28.4	3.4	23.2	1.0	3.6	13.8	2.7
Brazil	223	2,218.8	2,216.3	1,917.2	1,510.0	1,510.2	1,322.2	2,460.2	1,952.2	2,117.3	2,088.2	2,172.8	2,185.8
Chile	228	625.0	608.7	636.7	603.4	541.0	749.1	352.3	266.3	319.3	281.6	352.8	376.6
Colombia	233	303.0	246.3	246.3	222.7	193.1	213.5	36.9	44.5	80.5	50.7	71.7	36.3
Costa Rica	238	133.4	126.3	123.3	144.6	160.7	109.2	68.9	79.2	63.0	23.7	23.1	26.1
Curacao	354	8.7	1.0	2.3	1.8	4.9	3.9	3.2	0.1	0.3	0.4	0.0	3.9
Dominica	321	1.4	1.4	1.8	10.5	5.9	2.3	0.3	0.3	0.4	0.1	0.0	0.2
Dominican Republic	243	94.2	68.6	95.7	101.1	81.7	63.8	25.0	31.0	21.4	22.7	20.7	26.5
Ecuador	248	346.6	273.6	350.6	201.8	117.0	225.1	116.1	4.6	65.6	9.4	1.3	10.8
El Salvador	253	50.3	60.8	51.1	53.4	55.0	41.6	11.8	5.1	9.4	1.1	1.6	6.1
Falkland Islands	323	0.1	0.0	0.0	0.1	0.2	1.4	0.0	0.6	0.8	1.2
Greenland	326	0.0	0.0	0.0	0.0	0.0	0.0	6.9	2.6	3.1	5.2	4.0	8.4

Thailand (578)

In Millions of U.S. Dollars

		Exports (FOB)						Imports (CIF)					
		2012	2013	2014	2015	2016	2017	2012	2013	2014	2015	2016	2017
Grenada	328	1.9	1.8	2.4	2.9	4.0	3.1	1.5	0.4	0.1	0.2	0.0	0.1
Guatemala	258	122.6	122.3	135.8	142.8	127.1	81.3	8.6	8.8	5.0	3.8	3.9	6.5
Guyana	336	8.7	9.1	6.2	6.5	6.6	6.9	9.0	2.0	2.3	1.5	0.1	1.4
Haiti	263	13.1	12.7	18.0	14.4	15.1	11.2	14.5	6.0	8.8	3.4	2.9	5.5
Honduras	268	103.0	83.0	75.9	84.4	83.0	60.3	4.9	5.4	2.2	1.8	2.9	28.1
Jamaica	343	40.9	38.6	38.2	46.8	60.5	64.3	0.7	2.3	5.0	1.7	1.3	3.6
Mexico	273	1,665.4	1,824.3	1,975.2	2,643.6	2,803.6	2,976.8	650.3	766.1	568.4	547.6	590.1	604.2
Nicaragua	278	59.9	66.8	71.9	97.9	113.5	28.1	0.5	1.2	2.0	1.8	2.0	4.9
Panama	283	237.9	233.9	262.4	248.9	249.3	172.0	201.0	41.6	26.2	80.9	46.8	72.8
Paraguay	288	65.3	67.1	33.4	34.3	23.0	40.0	12.6	19.2	215.8	33.7	55.2	32.0
Peru	293	374.9	482.8	463.0	458.1	380.3	353.4	385.6	143.1	112.3	88.6	69.0	120.9
St. Vincent & Grens.	364	0.5	0.4	0.9	0.7	1.0	0.6	0.5	0.1	0.7	0.5	2.0	1.9
Suriname	366	24.7	24.3	21.5	17.0	12.7	13.3	2.3	0.5	0.7	1.8	1.6	1.8
Trinidad and Tobago	369	96.0	121.4	132.9	130.0	100.8	99.3	65.0	14.0	63.4	6.4	4.3	8.4
Uruguay	298	93.0	55.6	51.5	41.6	33.7	30.8	42.1	40.0	36.0	75.9	43.5	32.5
Venezuela, Rep. Bol.	299	192.4	147.3	64.9	37.6	43.2	46.9	3.7	3.4	5.2	4.2	1.9	4.0
Western Hem. n.s.	399	25.5	21.7	26.8	28.6	25.6	28.3	13.2	233.8	5.9	0.8	0.7	3.3
Other Countries n.i.e	910	41.8	100.4	111.0	79.4	31.7	11.6	23.8	15.9	21.1	8.8	4.9	4.0
Cuba	928	1.7	2.2	4.9	5.6	5.4	9.9	1.9	2.1	2.0	1.8	2.6	3.5
Korea, Dem. People's Rep.	954	40.0	98.2	106.1	73.8	26.2	1.7	22.0	13.9	19.1	7.0	2.3	0.5
Countries & Areas n.s.	898	730.5	772.1	739.2	740.3	444.6	484.8	2,405.9	2,457.1	2,304.1	2,637.9	2,976.8	3,346.3
Memorandum Items													
Africa	605	6,908.3	6,662.9	7,091.6	5,550.9	5,243.2	6,040.0	4,266.1	4,196.4	4,279.4	1,963.6	1,875.2	2,655.6
Middle East	405	10,623.6	10,584.3	10,594.2	9,473.1	8,072.4	7,613.9	31,901.8	35,135.7	28,668.3	17,870.1	14,275.0	17,771.1
European Union	998	21,381.6	21,839.6	22,878.0	21,404.3	21,712.5	23,529.8	20,242.8	21,870.5	19,401.7	17,950.0	18,113.0	20,717.8
Export earnings: fuel	080	12,928.9	12,504.3	12,724.4	10,509.7	8,753.8	8,964.2	39,545.1	42,512.2	36,924.1	21,200.8	17,143.1	21,947.7
Export earnings: nonfuel	092	214,426.0	211,932.8	211,970.4	200,175.1	205,008.1	226,960.9	210,908.2	207,064.5	190,971.0	180,589.5	177,959.7	201,759.7

Timor-Leste, Dem. Rep. of (537)

In Millions of U.S. Dollars

		Exports (FOB)						Imports (CIF)					
		2012	2013	2014	2015	2016	2017	2012	2013	2014	2015	2016	2017
IFS World		55.0	35.7	35.7	30.3	43.6	25.1	671.2	513.7	571.2	603.2	367.0	350.8
World	001	55.9	36.1	36.8	31.2	38.7	26.0	674.0	513.7	575.9	620.6	348.8	320.7
Advanced Economies	110	45.0	27.1	28.2	22.3	19.6	17.9	295.6	138.0	168.1	216.1	105.4	108.8
Euro Area	163	7.9	10.3	16.2	6.1	6.4	8.6	152.6	17.5	22.8	40.9	22.0	26.4
Austria	122	0.0	0.0	0.0	0.0	0.0	0.0	0.0	0.0	0.0	0.9
Belgium	124	0.0	0.1	0.6	3.0	1.0	0.0	0.2	0.0	0.2	0.1	0.1
Cyprus	423	1.7	1.7	1.7	1.7	1.7	1.7	0.0	0.1	0.0	0.1	0.1
Finland	172	46.4	0.9	5.6	21.4	5.6	5.7
France	132	0.8	0.5	0.9	0.3	0.7	1.6
Germany	134	6.1	7.7	14.1	3.5	1.6	4.2	1.5	0.6	0.5	1.2	0.5	2.5
Greece	174	2.6	2.6	2.6	2.6	2.6	2.6
Italy	136	0.5	0.0	0.0	0.1	0.1	76.9	0.7	0.1	0.4	0.2	0.6
Netherlands	138	0.0	0.1	0.3	0.1	0.0	1.5	12.0	0.4	1.7	1.4	1.4	4.5
Portugal	182	0.0	0.1	0.1	0.2	0.1	0.0	12.3	11.4	10.9	13.2	10.8	7.8
Spain	184	0.0	0.1	0.0	0.0	0.0	0.0	0.2	0.2	0.0	0.1	0.1
Australia	193	17.4	5.4	3.9	2.2	2.7	2.9	18.5	14.9	22.2	14.4	13.5	15.7
China,P.R.: Hong Kong	532	0.1	0.1	0.1	0.1	0.1	0.1	10.8	10.8	10.8	10.8	10.8	10.8
Denmark	128	0.2	0.0	0.1	0.0	0.0	0.0	3.9	1.5	0.2	0.2	0.4	0.4
Israel	436	0.3	0.3	0.3	0.3	0.3	0.3
Japan	158	13.0	1.0	2.6	1.1	0.1	0.2	11.6	11.0	17.1	12.6	12.8	13.0
Korea, Republic of	542	0.1	0.2	0.1	0.0	0.0	0.0	6.6	9.1	3.4	6.0	5.1	3.8
New Zealand	196	0.1	0.2	0.2	0.3	0.1	0.1	0.3	0.5	1.3	1.1	1.4	3.0
Norway	142	0.0	0.0	0.0	0.0	0.0	0.1	0.1
Singapore	576	6.2	2.6	0.0	4.3	0.1	1.1	82.4	65.8	87.0	124.1	34.7	33.8
Sweden	144	0.0	5.8	3.0	0.4	0.1	1.3	0.2
Switzerland	146	0.0	0.0	0.2	0.1	0.4	1.6	0.3	0.5
Taiwan Prov.of China	528	e 0.2	e 0.4
United Kingdom	112	0.0	0.0	0.0	0.0	0.0	0.1	0.7	0.6	0.6	0.7	0.9	0.6
United States	111	0.1	7.3	4.9	8.0	10.1	4.7	1.9	2.8	1.4	2.8	1.8	0.1
Emerg. & Dev. Economies	200	10.9	9.0	8.6	9.0	19.0	8.1	378.4	375.7	407.7	404.6	243.4	212.0
Emerg. & Dev. Asia	505	1.8	1.3	1.5	2.0	11.1	1.8	372.1	370.6	400.0	395.5	233.9	196.8
Bangladesh	513	0.3	0.3	0.3	0.3	0.3	0.3
Brunei Darussalam	516	0.0	0.0	0.0	0.0	0.0	0.0	0.3	0.3	0.3	0.3	0.3	0.3
Cambodia	522	0.0	0.0	0.0	0.0	0.0	0.0	0.1	0.1	0.1	0.1	0.1	0.1
China,P.R.: Mainland	924	0.3	0.2	0.0	0.3	0.1	0.7	44.3	33.5	42.8	75.1	121.9	94.5
Fiji	819	0.1	0.1	0.1	0.0	0.1	0.0	0.7	0.5	0.6	0.6	0.4	0.4
Guam	829	0.7	0.5	0.6	0.6	0.4	0.3
India	534	0.0	0.0	0.0	0.0	0.0	0.0	4.1	2.1	2.7	2.5	2.0	3.0
Indonesia	536	1.1	0.8	0.7	1.0	10.2	0.5	184.6	176.1	161.7	154.8	0.5	0.5
Kiribati	826	e 1.1
Malaysia	548	0.1	0.2	0.1	0.0	0.0	37.3	79.3	104.2	70.7	50.6	41.6
Myanmar	518	0.1	0.0	0.1	0.1	0.0	0.0
Philippines	566	0.0	0.0	0.5	0.6	0.5	0.5	0.8	0.4	0.3	0.9	0.1	0.6
Thailand	578	0.0	0.0	0.0	0.0	0.0	7.2	7.2	7.2	7.2	7.2	7.2
Vietnam	582	52.0	39.8	44.3	46.7	28.4	27.2
Asia n.s.	598	39.6	30.3	33.7	35.6	21.6	20.7
Europe	170	0.1	0.1	0.2	0.1	0.1	0.1	0.2	0.2	0.3	0.2	0.2	0.3
Emerg. & Dev. Europe	903	0.0	0.0	0.1	0.0	0.0	0.0	0.2	0.2	0.3	0.2	0.2	0.3
Gibraltar	823	0.2	0.2	0.2	0.2	0.1	0.1
Hungary	944	e 0.0	e 0.0	e 0.0	e 0.0	e 0.2
Serbia, Republic of	942	e 0.0	e 0.0	e 0.1	e 0.0	e 0.0	e 0.0	e 0.0
CIS	901	0.1	0.1	0.1	0.1	0.1	0.1	0.0
Russian Federation	922	0.1	0.1	0.1	0.1	0.1	0.1
Mid East, N Africa, Pak	440	5.2	5.1	4.5	4.5	4.8	4.2	0.2	0.2	0.2	0.2	0.1	1.3
Lebanon	446	0.8	0.8	0.8	0.8	0.8	0.8
Libya	672	1.5	1.0	1.0	0.8	1.2	0.7
Mauritania	682	e 0.2	e 0.2	e 0.0
Pakistan	564	0.4	0.4	0.4	0.4	0.4	0.4	0.0	0.0	0.0	0.0	0.0	1.0
Saudi Arabia	456	e 0.2	e 0.6	e 0.0	e 0.0	0.0	0.0	0.0	0.0	0.0	0.2
Sudan	732	2.2	2.2	2.2	2.2	2.2	2.2

Timor-Leste, Dem. Rep. of (537)

In Millions of U.S. Dollars

		Exports (FOB)						Imports (CIF)					
		2012	2013	2014	2015	2016	2017	2012	2013	2014	2015	2016	2017
United Arab Emirates	466	0.2	0.1	0.2	0.2	0.1	0.1
Sub-Saharan Africa	603	3.4	2.4	2.4	2.1	2.8	1.9	2.9	1.4	1.7	1.5	1.5	1.5
Eswatini, Kingdom of	734	0.1	0.0	0.0	0.1	0.0	0.0
Kenya	664	0.2	0.2	0.2	0.2	0.2	0.2	0.0	0.0	0.0	0.0	0.0	0.0
Liberia	668	2.8	1.8	1.8	1.5	2.2	1.3
Mali	678	0.1	0.0	0.0	0.0	0.1	0.0
Mozambique	688	e 0.1
Senegal	722	e 0.1	e 0.0	e 0.0
South Africa	199	0.0	0.0	0.0	0.0	0.0	0.0	2.7	1.3	1.6	1.5	1.4	1.4
Uganda	746	0.3	0.3	0.3	0.3	0.3	0.3
Western Hemisphere	205	0.4	0.2	0.0	0.2	0.1	0.0	3.0	3.3	5.6	7.1	7.6	12.1
Brazil	223	0.0	0.0	0.0	0.0	0.0	2.9	3.2	5.6	7.0	7.5	12.0
Chile	228	0.1	0.1	0.1	0.1	0.1	0.1
Colombia	233	0.1
Mexico	273	e 0.3	e 0.1	e 0.0	e 0.2	e 0.1	e 0.0
Trinidad and Tobago	369	e 0.1	e 0.0	e 0.0	e 0.0	e 0.0
Memorandum Items													
Africa	605	5.7	4.6	4.6	4.5	5.2	4.1	2.9	1.4	1.7	1.5	1.5	1.5
Middle East	405	2.5	2.4	1.8	1.6	2.0	1.5	0.2	0.1	0.2	0.2	0.1	0.3
European Union	998	8.1	10.3	16.3	6.1	6.5	8.7	163.0	22.6	24.0	41.9	24.6	27.7
Export earnings: fuel	080	1.8	1.7	1.1	0.9	1.3	0.8	0.5	0.5	0.5	0.5	0.5	0.6
Export earnings: nonfuel	092	54.1	34.4	35.7	30.3	37.4	25.2	673.5	513.3	575.4	620.1	348.3	320.1

Togo (742)

In Millions of U.S. Dollars

		Exports (FOB)						Imports (CIF)					
		2012	2013	2014	2015	2016	2017	2012	2013	2014	2015	2016	2017
IFS World		0.9	1.0	0.6	1.7	2.0	1.7
World	001	1,116.9	1,291.0	959.1	793.1	849.6	867.0	1,868.2	2,476.3	2,035.0	1,879.0	1,858.1	1,635.4
Advanced Economies	110	181.9	237.4	130.0	126.4	103.8	115.2	941.8	1,145.9	970.5	794.6	710.9	633.9
Euro Area	163	118.5	178.2	91.5	75.0	60.9	70.2	565.8	786.7	744.9	577.2	487.8	411.7
Austria	122	0.0	0.0	5.8	20.3	18.3	17.0	13.1	3.5
Belgium	124	23.1	7.3	11.6	21.1	9.8	6.8	112.7	74.8	97.9	66.8	62.9	28.1
Cyprus	423	0.3	0.1	0.1	0.1	0.0	0.0	0.2	0.0	0.0
Estonia	939	9.4	2.2	0.0	0.0	0.1	2.4
Finland	172	0.0	0.5	5.8	0.7	19.9	3.3	2.3
France	132	65.8	92.1	37.9	26.8	29.2	43.7	159.2	174.5	173.9	162.6	153.3	177.7
Germany	134	10.8	7.3	5.4	3.3	1.8	0.9	29.8	49.2	68.8	63.8	66.8	51.0
Greece	174	0.0	0.1	0.9	0.9	1.3	0.5	0.8	6.8	23.9	27.8	8.3	2.3
Ireland	178	0.0	0.1	0.0	0.0	0.0	13.7	18.7	39.8	16.8	14.9	11.8
Italy	136	7.1	4.6	2.5	4.5	4.4	4.6	27.0	30.7	34.0	25.9	22.3	20.0
Latvia	941	0.0	0.0	71.2	15.1	35.3	31.2	24.6	2.0
Lithuania	946	38.2	1.0	3.3	0.3	0.4	1.6	0.6
Luxembourg	137	0.0	0.1	0.1	0.7	3.2	0.1	0.2
Malta	181	0.1	0.1	0.0	0.0	0.7	0.1	0.0	0.0	0.0
Netherlands	138	6.2	8.8	27.9	11.8	6.9	7.5	96.3	277.8	142.2	67.3	75.8	70.3
Portugal	182	0.0	1.7	0.2	2.8	2.7	1.6	3.0	4.5	12.0	6.3	4.0	2.1
Slovak Republic	936	0.1	0.6	0.6	0.7	0.7	0.5
Spain	184	5.0	8.6	2.9	3.7	4.5	4.5	44.6	103.6	96.4	67.1	36.0	36.8
Australia	193	0.0	9.9	6.3	23.6	1.3	0.9	1.1	0.7	0.7	0.8
Canada	156	0.7	1.1	0.2	15.6	18.3	9.9	17.3	26.3	11.2	12.5	15.2	9.5
China,P.R.: Hong Kong	532	0.0	0.1	0.8	0.3	2.1	1.5	1.1	1.7	3.5	1.6
China,P.R.: Macao	546	0.8
Czech Republic	935	0.0	0.7	1.6	1.0	0.9	1.5	1.4
Denmark	128	25.7	0.4	0.3	0.2	0.0	10.0	3.0	2.4	5.0	5.2	7.9
Iceland	176	0.0	0.0	0.0	0.1	0.9	0.0	0.1
Israel	436	0.0	0.0	0.0	0.2	63.0	28.7	9.6	3.1	1.9	2.0
Japan	158	0.0	0.0	0.0	0.0	0.4	51.1	71.1	68.9	73.2	79.6	83.5
Korea, Republic of	542	0.0	0.0	13.3	11.1	5.9	0.2	36.0	23.3	29.8	20.9	18.3	30.0
New Zealand	196	17.9	0.1	0.3	0.2	0.1	0.5	0.1	0.2
Norway	142	0.0	0.5	0.0	0.0	1.7	16.4	0.7	0.5	0.4	0.4
Singapore	576	0.8	0.1	0.5	0.2	2.3	1.6	1.3	1.4	3.2	11.7	3.2	7.6
Sweden	144	0.0	0.0	0.0	0.0	4.1	16.7	1.4	7.6	6.3	2.6
Switzerland	146	27.1	27.7	16.3	5.6	1.8	1.4	3.5	6.0	6.5	5.9	22.9	8.4
Taiwan Prov. of China	528	5.9	2.3	1.8	0.1	0.5	0.5	10.3	16.4	9.6	3.8	3.7	6.4
United Kingdom	112	0.6	2.2	1.5	3.3	1.9	0.6	24.1	12.3	13.4	17.9	18.9	10.6
United States	111	2.7	6.2	4.8	5.1	4.8	6.3	149.2	133.5	65.4	50.4	41.7	49.3
Emerg. & Dev. Economies	200	930.4	1,030.8	829.1	666.7	745.8	751.7	899.3	1,286.7	1,063.3	1,083.2	1,146.5	999.7
Emerg. & Dev. Asia	505	69.8	135.1	175.4	126.6	102.1	95.9	439.6	574.4	489.5	541.6	654.6	502.7
American Samoa	859	0.1	0.0	0.0
Bangladesh	513	8.3	11.6	5.1	8.2	14.2	1.0	1.8	1.6	1.0	1.7	0.3
Brunei Darussalam	516	0.1
Cambodia	522	0.0	0.0	0.4	0.1	0.0	0.0	0.0	0.1
China,P.R.: Mainland	924	18.7	19.9	21.7	7.7	9.2	14.6	268.7	351.5	339.0	371.5	528.0	341.5
India	534	15.6	80.2	108.1	66.1	55.2	46.2	63.5	56.2	57.3	76.6	63.7	64.4
Indonesia	536	13.8	13.4	11.9	16.2	6.8	9.8	21.3	15.8	23.8	39.6	17.1	34.9
Lao People's Dem.Rep	544	0.1	0.0
Malaysia	548	10.5	2.4	8.2	16.8	16.9	6.8	30.1	101.2	22.0	20.7	22.6	30.3
Marshall Islands	867	0.0	0.0	0.0	0.1	0.0
Mongolia	948	0.1
Myanmar	518	0.0	0.2	0.1	0.0	0.5
Philippines	566	0.6	0.5	0.3	0.4	0.5	0.5	0.3
Sri Lanka	524	0.7	0.0	0.1	0.1	0.1	0.1	0.1	0.1
Thailand	578	1.3	1.4	1.6	0.1	0.7	0.3	47.7	43.3	39.1	29.8	18.1	22.1
Tuvalu	869	1.1
Vietnam	582	10.0	9.2	11.7	12.8	5.1	3.9	5.9	3.7	6.1	1.7	2.6	8.4
Asia n.s.	598	0.0	0.1	0.0

Togo (742)

In Millions of U.S. Dollars

		Exports (FOB)						Imports (CIF)					
		2012	2013	2014	2015	2016	2017	2012	2013	2014	2015	2016	2017
Europe	170	115.4	0.8	14.6	1.4	3.6	5.0	85.2	213.7	124.8	81.4	117.2	70.8
Emerg. & Dev. Europe	903	115.4	0.7	14.1	1.4	3.4	3.8	50.2	49.7	40.9	35.3	59.2	43.5
Albania	914	0.0	0.0	0.1	0.0	0.0	0.0
Bosnia and Herzegovina	963	0.3	0.1	0.1	0.0	0.0	0.0
Bulgaria	918	0.0	0.0	0.1	5.1	0.5	0.2	0.2	0.2
Croatia	960	0.0	0.0	0.0	0.2
Hungary	944	0.5	0.7	5.6	0.6	2.6	0.6
Poland	964	111.2	0.4	3.3	0.0	3.4	12.9	6.3	7.0	10.3	25.1	12.6
Romania	968	0.0	0.0	1.1	1.5	2.0	1.2	3.7	1.6
Turkey	186	4.2	0.3	10.7	1.3	0.0	3.8	35.3	35.9	25.6	22.9	27.7	28.2
CIS	901	0.1	0.6	0.1	0.2	1.2	35.0	164.0	84.0	46.1	57.9	27.3
Belarus	913	0.0	4.0	0.9
Georgia	915	0.0	0.0	0.1	0.0	0.0
Kazakhstan	916	5.0
Moldova	921	0.1	0.0
Russian Federation	922	0.0	0.5	0.0	0.9	20.6	147.7	75.4	41.7	35.2	16.4
Ukraine	926	0.1	0.1	0.1	0.1	0.2	14.3	12.3	3.5	4.4	22.7	10.0
Mid East, N Africa, Pak	440	19.4	24.2	29.9	39.5	35.7	55.5	89.8	110.1	117.3	157.1	128.6	125.4
Algeria	612	6.4	5.6	0.0	0.6	0.1	0.0	0.1	0.0	1.4	0.1	0.1
Bahrain, Kingdom of	419	0.1	0.4	0.5	0.3
Djibouti	611	0.0	0.0	0.1	0.0	0.2	0.0	0.3
Egypt	469	0.0	0.3	0.0	0.2	6.5	8.0	7.0	6.1	5.1	11.7
Iran, I.R. of	429	0.2	0.4	0.3	0.0	0.1	0.5
Jordan	439	0.0	0.0	0.0	0.0	0.4	0.3	0.0	1.2	0.0	0.0
Kuwait	443	5.0	1.1	0.2	2.0	2.0	2.7
Lebanon	446	6.7	10.6	15.0	7.9	7.7	8.8	3.6	7.1	7.4	4.2	3.9	2.4
Libya	672	0.0	0.0	2.1	4.8	0.0	0.0
Mauritania	682	0.2	0.0	0.1	0.1	9.1	1.8	10.0	10.1	13.3	14.7
Morocco	686	5.4	6.2	3.0	13.5	5.6	2.2	16.8	30.1	19.8	39.5	22.5	11.7
Oman	449	0.0	0.8	1.1	0.7	0.6	0.2	0.4
Pakistan	564	0.0	1.5	1.4	0.6	4.4	14.9	1.7	1.9	1.5	1.0	2.9	4.3
Qatar	453	0.0	12.9	8.7	8.4	11.5	11.5	8.3
Saudi Arabia	456	0.0	0.0	2.1	16.3	28.6	40.5	42.3	48.4	51.8
Somalia	726	0.1	0.1	0.0	0.1
Sudan	732	0.1	0.0	0.1	0.1	0.2	0.0	0.0	0.0	0.0	0.0
Tunisia	744	0.0	0.1	0.2	0.5	0.2	0.5	3.1	2.8	4.4	3.7	3.1	2.4
United Arab Emirates	466	0.6	0.1	10.1	15.9	17.6	26.4	13.1	16.1	16.9	28.4	14.7	13.6
Yemen, Republic of	474	0.2
Sub-Saharan Africa	603	725.6	866.7	604.3	491.9	604.3	595.0	215.4	316.8	250.2	268.2	207.5	240.2
Angola	614	2.0	4.7	0.8	0.2	0.1	0.3	1.5	0.1	0.8	0.3	0.6
Benin	638	110.0	120.0	90.0	99.8	125.8	107.7	6.6	10.8	13.8	8.2	14.1	9.8
Burkina Faso	748	163.7	193.4	81.7	108.7	130.1	134.5	1.8	0.8	1.3	5.3	4.4	7.4
Cameroon	622	3.8	4.1	9.7	5.8	2.3	2.5	2.0	25.7	0.7	1.3	1.0	2.0
Central African Rep.	626	0.8	0.4	1.5	0.6	0.3	0.5
Chad	628	3.9	1.3	1.0	0.7	1.0	1.5	0.0
Congo, Dem. Rep. of	636	1.4	3.2	3.5	1.0	2.9	3.5	1.2	0.1	0.0	0.6	0.0
Congo, Republic of	634	5.0	3.3	2.9	3.5	8.5	3.1	0.6	0.0	0.1	0.0
Côte d'Ivoire	662	35.3	21.4	28.4	26.7	62.8	66.3	55.5	114.6	98.0	65.6	46.8	29.5
Equatorial Guinea	642	2.9	1.7	1.1	0.8	0.7	0.9	1.3	0.0
Eswatini, Kingdom of	734	0.1	0.1	0.1	0.1	0.1	0.1	0.1	0.2	0.1	0.6	0.0	0.0
Estonia	939	9.4	2.2	0.0	0.0	0.1	2.4
Ethiopia	644	0.0	0.0	0.0	0.0	0.2	0.2	0.0	0.0	0.1
Gabon	646	89.1	79.9	40.8	29.5	8.9	6.8	0.0	0.0	0.0	0.1	0.2	0.4
Gambia, The	648	0.2	0.4	0.4	0.4	0.5	0.7	0.1	0.0	0.0	0.1	0.0	0.1
Ghana	652	80.2	167.4	103.5	54.5	70.2	57.7	71.9	94.8	64.2	59.2	61.0	67.0
Guinea	656	1.8	1.7	0.9	2.2	5.9	5.9	2.5	0.9	0.0	0.0
Guinea-Bissau	654	0.0	0.1	2.2	0.7	0.3	5.4	15.1	13.8	14.0	10.6	7.6
Kenya	664	0.0	0.1	0.0	0.1	0.0	0.0	0.4	0.1	0.2	0.2	0.3	0.2
Liberia	668	1.1	0.1	0.5	0.7	0.9	2.4	0.3	0.0	0.0	0.4	0.0
Madagascar	674	0.0	0.0	0.0	0.0	0.0	0.0	0.0	0.8	0.0	0.0

Togo (742)

In Millions of U.S. Dollars

		Exports (FOB)						Imports (CIF)					
		2012	2013	2014	2015	2016	2017	2012	2013	2014	2015	2016	2017
Malawi	676	0.0	0.1	0.0
Mali	678	27.2	24.2	31.8	36.5	55.6	47.2	0.1	1.0	0.1	0.9	0.2	0.6
Mozambique	688	0.0	0.0	0.1	0.7	0.0	0.1	2.5	0.0	2.8	9.1
Namibia	728	0.1	0.2	0.1	0.0	0.7	0.9	0.3	0.0	0.0
Niger	692	94.4	107.9	107.1	65.6	75.7	77.1	0.1	1.2	0.1	0.1	0.0	0.1
Nigeria	694	93.3	118.3	91.0	42.6	39.5	58.9	16.7	16.1	12.7	13.3	30.0	48.7
São Tomé & Príncipe	716	0.1	0.1	0.4	0.4	0.4	0.0	0.2	0.0
Senegal	722	8.0	10.1	4.6	5.6	8.8	13.3	13.5	13.1	12.9	13.0	15.0	13.7
Seychelles	718	0.1
Sierra Leone	724	0.1	0.3	0.3	0.8	0.7	0.8	0.0	0.2
South Africa	199	0.9	0.2	0.4	0.7	0.5	0.2	34.8	19.0	30.7	84.3	18.3	42.9
Tanzania	738	0.2	0.5	0.0	0.0	1.5	0.0	0.0	0.0	0.0	0.0	0.0
Uganda	746	0.3	1.3	1.2	1.6	1.1	0.6	0.0	0.1	0.0	0.0	0.0
Zambia	754	0.1	0.1	0.0	0.4
Western Hemisphere	205	0.1	4.1	4.9	7.2	0.0	0.4	69.2	71.7	81.5	34.9	38.6	60.6
Antigua and Barbuda	311	0.3	0.0
Argentina	213	0.8	1.1	2.2	2.5	2.2	0.5
Barbados	316	4.8	25.9
Brazil	223	0.0	0.0	25.0	26.6	22.2	22.7	18.0	29.4
Chile	228	0.1	0.9	1.0	0.1	0.1	0.1
Colombia	233	4.3	0.0	0.3	0.0	4.2	0.0
Costa Rica	238	0.1	0.0	0.1	0.0
Dominican Republic	243	0.1	0.0
Ecuador	248	0.1	0.1	0.0	0.0
Guatemala	258	0.0	0.6	1.8	1.2	3.4	1.7
Haiti	263	0.0	0.1
Mexico	273	3.0	0.4	1.7	3.8	2.9	2.4
Netherlands Antilles	353	4.0	0.1	12.7	31.2	47.8	1.3
Nicaragua	278	0.0	0.3	0.7	0.4	0.3	0.4	0.0
Panama	283	0.1	0.1	0.1	0.1	0.0	0.2	0.2	0.1	0.1	0.2	0.0	0.0
Paraguay	288	0.1	0.0	0.0	0.0	0.1
Peru	293	0.3	0.1	0.2	0.0	0.0	0.3
Uruguay	298	4.9	2.8	0.0	0.5	0.5	0.0	0.0	0.1	0.2
Venezuela, Rep. Bol.	299	26.1	9.3	3.7	2.4	2.3
Other Countries n.i.e	910	22.9	0.2	43.7	1.2	1.2	0.7	1.8
Cuba	928	22.9	0.1	43.2	0.2	0.0
Korea, Dem. People's Rep.	954	0.1	0.5	1.2	1.2	0.5	1.8
Countries & Areas n.s.	898	4.5	26.8
Memorandum Items													
Africa	605	737.7	878.8	607.6	506.7	610.3	598.0	244.6	351.6	284.4	322.8	246.6	269.4
Middle East	405	7.4	10.7	25.1	24.2	25.3	37.6	59.0	73.5	81.6	101.5	86.6	91.9
European Union	998	256.0	181.2	96.4	78.6	66.3	70.8	619.1	833.9	778.2	620.8	551.2	449.4
Export earnings: fuel	080	203.2	215.0	148.3	98.0	76.4	101.0	111.9	233.4	164.7	149.7	151.2	144.0
Export earnings: nonfuel	092	913.7	1,076.0	810.8	695.1	773.1	765.9	1,756.3	2,242.8	1,870.4	1,729.3	1,706.9	1,491.4

Tonga (866)

In Millions of U.S. Dollars

		Exports (FOB)						Imports (CIF)					
		2012	2013	2014	2015	2016	2017	2012	2013	2014	2015	2016	2017
IFS World		15.6	17.1	18.9	17.4	199.3	198.0	218.3	208.3
World	001	15.3	13.7	16.0	17.8	20.7	22.0	201.1	199.7	220.2	176.4	194.2	170.1
Advanced Economies	110	13.4	12.2	14.3	16.3	18.6	20.0	161.0	159.8	169.8	123.3	150.2	136.1
Euro Area	163	0.0	0.2	0.0	0.1	0.3	0.3	1.5	4.4	0.5	1.0	7.4	1.0
Belgium	124	0.0	0.0	0.0	0.0	0.1	0.1	0.1
Cyprus	423	0.0	0.1	0.0
France	132	0.0	0.2	0.0	0.0	0.0	0.0	0.0	1.7	0.1	0.0	0.0	0.7
Germany	134	0.0	0.0	0.0	0.1	0.0	0.1	1.2	2.4	0.2	0.8	0.5	0.1
Italy	136	0.0	0.0	0.2	0.2	0.0	0.0	0.0	0.0	0.1	0.0
Netherlands	138	0.0	0.0	0.0	0.0	0.0	0.1	0.1	0.1	0.0	6.7	0.0
Australia	193	1.9	1.8	1.7	1.5	2.3	2.4	10.3	11.2	11.8	12.2	16.0	16.6
Canada	156	0.0	0.0	0.0	0.0	0.0	0.0	0.0	0.1	1.0	0.8	0.2	0.5
China,P.R.: Hong Kong	532	2.0	0.9	3.3	6.0	5.8	5.8	2.0	3.6	2.6	1.0	1.0	0.4
Israel	436	0.0	0.0	0.1	0.1
Japan	158	2.0	1.9	2.1	2.9	3.4	2.9	11.6	7.1	17.5	8.6	9.0	11.0
Korea, Republic of	542	1.2	1.3	0.3	0.4	0.5	0.7	0.3	1.1	0.3	0.4	1.0	0.3
New Zealand	196	4.1	4.2	4.4	3.0	3.1	4.5	59.7	56.0	62.4	61.5	74.3	63.5
Norway	142	0.0	0.0	0.0	0.0	0.0	0.0	0.0	0.1	0.0
Singapore	576	0.1	0.1	0.0	0.0	0.0	0.0	45.7	51.3	46.1	16.7	19.6	16.7
Sweden	144	0.0	0.1	0.0	0.1	0.0	0.0	0.0
Switzerland	146	0.0	0.0	0.0	0.0	1.1	0.8	0.9	0.0	0.1
Taiwan Prov.of China	528	e 0.1	e 0.0	e 0.0	e 0.0	e 1.6	e 1.7	e 2.0	e 3.0	e 3.9	e 6.3
United Kingdom	112	0.0	0.0	0.0	0.0	0.1	0.0	1.3	0.3	0.9	2.1	0.8	1.5
United States	111	2.1	1.8	2.5	2.2	3.1	3.3	25.8	22.3	23.7	15.7	16.8	18.2
Emerg. & Dev. Economies	200	1.9	1.4	1.6	1.5	2.0	1.9	40.0	39.8	50.2	52.8	43.8	33.9
Emerg. & Dev. Asia	505	1.8	1.3	1.5	1.4	1.9	1.8	37.8	37.8	47.6	49.9	41.4	31.5
American Samoa	859	0.3	0.1	0.1	0.2	0.2	0.2	0.0	0.0	0.1	0.1	0.0	0.0
Bangladesh	513	0.0	0.0	0.1	0.1	0.1	0.1
China,P.R.: Mainland	924	0.0	0.0	0.0	0.0	0.0	0.1	12.6	10.8	16.4	19.1	17.6	14.7
Fiji	819	0.7	0.2	0.2	0.2	0.3	0.2	15.9	16.9	17.1	16.5	12.0	7.0
F.T. New Caledonia	839	0.0	0.0	0.0	0.0	0.0	0.0	0.1	0.0
India	534	0.0	0.1	0.0	0.0	0.0	0.7	0.7	0.6	0.6	0.5	0.7
Indonesia	536	0.0	0.0	0.0	2.8	2.7	3.5	3.9	3.4	3.6
Malaysia	548	0.0	0.0	0.0	0.0	0.0	1.2	1.4	3.4	3.0	1.3
Papua New Guinea	853	0.0	0.2	0.0	0.0	0.0	0.0	0.1	0.0	0.2	0.2	0.1	0.1
Philippines	566	0.2	0.1	0.3	0.3	0.5	0.3	0.1	0.7	0.4	0.3	1.5	0.5
Samoa	862	0.6	0.4	0.5	0.4	0.6	0.5	0.0	0.0	0.1	0.1	0.0	0.0
Thailand	578	0.0	0.0	0.0	0.0	0.1	2.1	2.1	3.1	3.4	3.1	3.7
Vanuatu	846	0.0	0.1	0.2	0.2	0.2	0.2	0.1	0.1	0.2	0.2	0.2	0.1
Vietnam	582	0.0	0.1	0.1	0.1	0.1	0.4	0.5	0.7	0.6	0.4	0.3
Asia n.s.	598	1.5	1.7	1.8	1.7	1.2	0.7
Europe	170	0.0	0.0	0.0	0.0	0.0	0.0	0.6	0.9	0.6	0.4	0.3	0.3
Emerg. & Dev. Europe	903	0.0	0.0	0.0	0.0	0.0	0.0	0.6	0.9	0.5	0.4	0.2	0.2
Turkey	186	0.0	0.6	0.9	0.5	0.4	0.2	0.2
Mid East, N Africa, Pak	440	0.0	0.0	0.0	0.0	0.0	0.0	0.4	0.1	0.2	0.2	0.2	0.4
Algeria	612	e 0.1
Oman	449	0.0	0.0	0.0	0.0	0.0	0.1
Qatar	453	e 0.3
Saudi Arabia	456	0.0	0.0	0.0	0.0	0.0	0.0	0.0	0.0	0.1
United Arab Emirates	466	0.0	0.1	0.0	0.1	0.1	0.1	0.0
Sub-Saharan Africa	603	0.0	0.1	0.0	0.0	0.0	0.0	0.2	0.2	0.3	0.6	0.2	0.2
Mali	678	0.2	0.1	0.2	0.2	0.1	0.1
South Africa	199	0.0	0.0	0.0	0.0	0.4	0.1	0.1
Western Hemisphere	205	0.1	0.0	0.0	0.0	0.0	0.0	0.9	0.9	1.6	1.8	1.6	1.6
Bahamas, The	313	e 0.1	e 0.0	e 0.0	e 0.0	e 0.0	e 0.0	0.0
Brazil	223	0.0	0.0	0.5	0.4	0.3	0.6	0.6	0.8
Chile	228	0.4	0.5	1.0	0.6	0.6	0.4
Colombia	233	e 0.0	0.0	0.2	0.1	0.1
Mexico	273	e 0.0	e 0.0	e 0.0	e 0.0	e 0.0	e 0.0	0.0	0.0	0.0	0.1	0.1	0.1
Uruguay	298	e 0.0	e 0.0	0.0	0.0	0.2	0.2	0.2	0.2

Tonga (866)

In Millions of U.S. Dollars

		Exports (FOB)						Imports (CIF)					
		2012	2013	2014	2015	2016	2017	2012	2013	2014	2015	2016	2017
Other Countries n.i.e	910	0.0	0.0	0.0	0.0	0.1	0.0	0.0	0.0	0.1	0.1	0.0	0.0
Korea, Dem. People's Rep.	954	0.0	0.0	0.0	0.0	0.1	0.0	0.0	0.0	0.1	0.1	0.0	0.0
Countries & Areas n.s.	898	0.0	0.0	0.2	0.2	0.2	0.1
Memorandum Items													
Africa	605	0.0	0.1	0.0	0.0	0.0	0.0	0.3	0.2	0.3	0.6	0.2	0.2
Middle East	405	0.0	0.0	0.0	0.0	0.0	0.0	0.4	0.0	0.2	0.2	0.2	0.3
European Union	998	0.0	0.2	0.0	0.1	0.3	0.3	2.9	4.7	1.5	3.1	8.2	2.6
Export earnings: fuel	080	0.0	0.0	0.1	0.0	0.1	0.0	0.4	0.1	0.2	0.4	0.3	0.4
Export earnings: nonfuel	092	15.3	13.7	15.9	17.8	20.6	21.9	200.7	199.7	220.0	176.0	193.9	169.7

Trinidad and Tobago (369)

In Millions of U.S. Dollars

		Exports (FOB)						Imports (CIF)					
		2012	2013	2014	2015	2016	2017	2012	2013	2014	2015	2016	2017
IFS World		12,860.4	18,663.4	14,512.8	10,748.8	7,640.1	11,594.7	12,575.9	11,236.2	9,234.0	8,026.9
World	001	12,108.7	16,443.9	14,486.3	10,739.5	8,074.8	9,908.1	11,658.5	12,426.1	11,440.7	9,325.2	8,693.1	8,673.8
Advanced Economies	110	8,095.8	8,965.9	8,673.6	6,345.3	4,169.5	5,419.5	5,616.8	4,567.8	4,389.2	5,174.6	4,358.0	3,679.1
Euro Area	163	1,237.1	1,671.7	1,230.1	1,044.4	609.3	963.8	800.4	774.7	737.1	651.2	605.8	465.7
Austria	122	0.1	0.0	0.3	0.0	0.6	0.1	18.5	19.5	20.1	14.7	7.5	9.1
Belgium	124	44.8	104.7	100.2	145.5	91.7	135.1	30.1	30.9	53.6	56.4	46.5	51.1
Cyprus	423	0.0	2.5	0.4	16.6	10.1	10.1	0.2	1.5	0.2	0.9	0.1	0.3
Estonia	939	0.0	0.1	0.2	0.0	0.0	0.0
Finland	172	9.1	0.0	0.1	0.1	0.0	1.3	4.6	6.3	1.6	1.4	2.3
France	132	334.9	306.7	164.8	241.6	221.3	296.8	158.0	137.6	60.1	70.7	44.6	39.5
Germany	134	43.4	50.9	57.5	50.7	20.5	30.9	188.7	205.9	220.6	201.7	220.2	141.3
Greece	174	26.6	2.1	0.3	11.4	4.8	3.2	0.3	0.5	1.1	0.9	1.0	6.2
Ireland	178	0.9	0.5	7.8	5.7	5.5	6.2	24.9	26.0	34.5	27.6	25.3	23.4
Italy	136	24.6	3.4	10.9	51.5	19.6	95.4	147.7	172.6	85.8	154.2	132.5	101.8
Latvia	941	0.0	0.0	0.0	0.1	0.2	0.1	0.1	0.1	0.1
Lithuania	946	0.0	0.0	15.6	0.3	0.2	0.2	0.2	0.3	1.1
Luxembourg	137	0.0	0.3	0.1	0.0	17.0	21.7	2.5	1.4	0.4	0.8
Malta	181	0.2	0.3	0.1	1.7	0.1	22.8	0.2	1.9	104.5	1.2	0.3	0.3
Netherlands	138	514.4	670.1	324.6	170.2	118.0	168.5	176.9	51.7	59.9	76.3	76.5	45.8
Portugal	182	12.9	8.7	27.8	30.6	20.4	32.1	4.9	5.8	5.1	3.3	1.6	2.1
Slovak Republic	936	0.0	0.0	2.0	1.9	2.2	1.3	4.4	3.2
Slovenia	961	0.7	1.7	1.7	1.1	0.7	2.4
Spain	184	234.5	512.7	535.1	318.7	96.6	147.0	28.5	90.5	78.3	37.6	42.2	35.0
Australia	193	5.2	7.5	6.1	4.2	4.0	4.5	19.4	20.3	25.7	25.0	17.5	28.0
Canada	156	86.3	175.3	146.9	119.9	61.3	66.9	225.4	220.5	240.9	219.6	143.0	194.3
China,P.R.: Hong Kong	532	1.3	10.9	13.7	9.5	12.9	3.2	6.2	6.4	9.0	8.2	9.8	10.6
Czech Republic	935	0.2	0.0	0.0	0.0	2.6	5.6	5.1	1.5	2.3	2.4
Denmark	128	0.5	7.0	0.3	0.2	0.2	0.4	18.0	14.1	10.7	11.2	11.3	14.1
Iceland	176	0.1	0.0	0.0	0.0	0.0	0.0	0.0	0.1	0.0	0.0
Israel	436	365.1	0.0	0.0	0.1	15.3	7.8	5.3	27.1	8.1	5.4
Japan	158	12.5	30.5	106.1	19.6	25.3	36.4	233.3	280.4	265.2	268.5	186.0	246.6
Korea, Republic of	542	38.8	65.4	61.0	132.2	169.9	226.7	99.8	119.2	129.4	124.1	113.8	132.5
New Zealand	196	0.1	0.1	0.3	0.2	0.2	0.3	47.6	51.5	49.2	36.0	33.8	47.6
Norway	142	0.2	0.4	169.3	198.7	55.0	48.6	279.1	4.1	20.7	450.5	147.8	143.9
San Marino	135	0.1	0.0	0.1	0.1	0.1	0.1	0.0	0.0	0.0	0.0
Singapore	576	0.3	137.4	63.3	43.2	4.3	16.8	10.0	10.4	14.0	19.5	1.7	1.7
Sweden	144	1.2	0.0	0.1	0.0	0.6	0.5	19.1	31.0	29.1	19.1	15.8	39.2
Switzerland	146	15.5	66.9	13.9	61.4	9.8	11.0	16.7	30.5	20.8	62.4	79.2	61.2
Taiwan Prov.of China	528	77.2	79.6	121.6	20.0	63.6	433.2	42.9	30.3	29.0	27.4	24.9	30.9
United Kingdom	112	287.1	155.6	190.6	203.8	92.2	158.4	200.5	284.6	294.7	252.3	200.4	183.7
United States	111	5,967.0	6,557.6	6,550.2	4,487.8	3,060.7	3,448.6	3,580.4	2,676.4	2,502.9	2,970.8	2,756.7	2,071.4
Vatican	187	0.0	0.0	0.4
Emerg. & Dev. Economies	200	3,823.3	7,354.7	5,737.3	4,303.8	3,842.8	4,413.0	6,034.0	7,851.9	7,042.1	4,139.2	4,325.3	4,985.9
Emerg. & Dev. Asia	505	244.3	45.4	88.8	122.3	231.8	210.4	1,051.6	985.8	1,027.0	1,047.7	842.3	933.9
Bangladesh	513	0.0	11.9	0.0	0.0	0.0	0.0	1.6	1.9	1.3	1.4	1.4	1.4
Brunei Darussalam	516	0.0	0.2	0.0	0.0	0.0	0.0	0.0	0.0
Cambodia	522	0.0	0.3	0.4	0.3	0.3	0.3	0.3
China,P.R.: Mainland	924	18.5	18.7	55.4	101.8	181.1	188.6	550.0	553.0	635.8	659.7	500.3	632.8
Fiji	819	0.0	0.0	0.0	0.0	2.7	3.5	0.3	3.4	3.0	2.7
Guam	829	0.1
India	534	3.6	1.2	3.8	9.7	17.8	11.7	284.3	184.7	104.9	106.8	88.2	107.3
Indonesia	536	17.4	0.2	0.8	0.1	0.7	0.0	14.5	15.9	17.3	18.3	19.8	23.7
Malaysia	548	0.9	0.0	0.5	0.8	25.4	0.3	32.8	39.9	30.7	36.3	55.1
Maldives	556	0.0	0.1
Marshall Islands	867	0.0	0.1	0.1	1.9	1.3	1.6	0.0
Micronesia	868	0.1
Myanmar	518	0.0	0.0	0.0	0.0	0.1	0.0	0.0
Palau	565	0.1
Philippines	566	0.0	7.2	2.0	0.0	0.0	2.4	2.8	2.8	2.8	3.2	1.6
Sri Lanka	524	2.5	2.1	2.8	2.5	2.5	2.6

Trinidad and Tobago (369)

In Millions of U.S. Dollars

		Exports (FOB)						Imports (CIF)					
		2012	2013	2014	2015	2016	2017	2012	2013	2014	2015	2016	2017
Thailand	578	1.9	2.7	18.6	3.4	2.3	4.6	109.6	133.1	167.6	165.9	125.6	122.0
Timor-Leste	537	0.0	0.0	0.0	0.1	0.0
Tonga	866	0.0	0.8	0.6	0.7	0.0	0.0	0.0	0.0	0.0	0.0
Tuvalu	869	0.1	0.0
Vanuatu	846	1.7	1.5	1.0	1.2	0.0	0.0
Vietnam	582	201.8	2.9	5.6	1.9	1.3	1.6	9.0	12.3	26.1	15.8	12.8	12.8
Asia n.s.	598	0.1	0.1	0.1	0.1	0.1	0.1	41.8	35.9	37.0	34.3	29.9	26.8
Europe	170	135.7	37.0	67.7	29.9	20.2	31.0	885.0	1,400.3	1,276.6	532.8	1,399.7	1,440.9
Emerg. & Dev. Europe	903	135.5	36.5	66.8	29.4	19.8	30.2	81.0	77.1	169.7	73.7	69.3	108.7
Albania	914	0.1	0.0	0.0	0.0	0.0	0.1	0.1	0.1	0.1
Bosnia and Herzegovina	963	0.0	0.2	0.0	0.0	0.0	0.0	0.0	0.0
Bulgaria	918	0.1	0.0	0.0	6.4	11.0	0.3	0.5	0.5	0.1
Croatia	960	6.2	0.0	0.0	0.1	0.2	0.7	0.4
Faroe Islands	816	0.3	0.2	0.3
Gibraltar	823	29.5	30.0	0.1	0.1	0.1	66.3
Hungary	944	125.9	0.0	0.0	0.1	0.0	0.0	5.6	14.1	7.0	17.9	13.5	29.7
Poland	964	0.1	0.1	0.1	0.0	0.0	0.0	28.5	3.2	3.8	6.8	13.0	14.9
Romania	968	0.0	0.0	0.2	0.1	0.1	0.0	0.4	1.6	32.9	1.5	3.0	0.8
Serbia, Republic of	942	0.0	0.0	0.0	0.0	0.0	0.0	0.3	0.0	0.1
Turkey	186	3.2	6.9	36.4	28.8	19.4	29.8	40.1	47.1	59.3	46.5	38.5	62.4
CIS	901	0.3	0.4	1.0	0.4	0.4	0.8	804.0	1,323.2	1,106.8	459.1	1,330.4	1,332.2
Azerbaijan, Rep. of	912	0.0	0.0	0.1	0.0	0.1	0.1	0.0	0.5	0.0	0.0	0.0	0.1
Belarus	913	0.0	0.0	0.1	0.1	0.1	0.1	0.0	0.0	0.0	0.8	0.1	0.0
Georgia	915	1.9	0.2	0.6	4.6
Kazakhstan	916	0.0	0.0	0.1	0.1	0.2	0.0	0.0	0.0	0.0	0.0
Russian Federation	922	0.2	0.4	0.7	0.2	0.1	0.4	801.5	1,321.3	1,105.7	453.3	1,330.3	1,331.5
Ukraine	926	0.0	0.5	1.1	0.5	0.4	0.6
Mid East, N Africa, Pak	440	38.4	34.3	261.1	102.1	88.7	287.3	14.6	21.6	52.5	22.2	18.0	18.2
Afghanistan, I.R. of	512	6.4	1.0	0.7	0.8	0.0	0.0	0.0	0.0	0.0	0.0
Algeria	612	0.0	0.0	0.0	0.0	0.0	0.1	0.1	0.1	0.1
Bahrain, Kingdom of	419	0.0	0.0	0.1	0.2	0.1	0.1	0.1	0.1
Egypt	469	23.0	15.5	30.6	13.5	1.3	1.1	35.7	1.9	1.5	1.3
Iran, I.R. of	429	0.0	0.0	0.0	0.7	0.1	0.1	0.3	0.3	0.3
Iraq	433	0.0	0.6	0.4	0.0	0.0	0.0	0.0	0.0	0.0	0.0
Jordan	439	0.0	0.2	0.2	0.5	0.5	0.5	0.5	0.5
Kuwait	443	0.0	0.0	0.0	21.5	14.9	18.0	0.0	0.2	0.3	0.0	0.0	0.0
Lebanon	446	0.0	0.0	0.1	0.2	0.1	0.1	0.1	0.1	0.0	0.0	0.0	0.0
Libya	672	0.1	0.5	0.1
Mauritania	682	1.0	1.0	0.7	0.8	0.0	0.0	0.0	0.0
Morocco	686	4.2	0.0	22.4	21.6	40.3	236.7	2.0	3.8	0.6	4.9	3.8	4.1
Oman	449	0.1	0.1	0.0	0.0	0.0	0.0	0.2	0.3	0.5	0.4	0.6	0.5
Pakistan	564	0.5	0.5	0.6	0.7	0.6	0.9	4.1	4.7	6.8	6.5	4.5	5.5
Qatar	453	0.0	0.0	0.1	0.1	0.1	2.2	0.2	0.4	0.1	0.1	0.1
Saudi Arabia	456	1.2	0.1	3.9	1.6	1.2	1.4	1.0	0.6	0.5	0.5	0.4	0.2
Syrian Arab Republic	463	0.1	0.1	0.1	0.0	0.1	0.1
Tunisia	744	0.0	0.0	81.0	0.0	0.0	0.0	0.2	0.4	0.1	0.2	0.2	0.2
United Arab Emirates	466	9.3	9.6	121.4	40.9	30.0	28.4	2.3	9.3	6.6	6.5	5.7	5.1
West Bank and Gaza	487	0.0	0.1	0.1	0.1
Yemen, Republic of	474	0.0	0.4	0.0	0.0
Sub-Saharan Africa	603	147.6	280.9	227.1	109.7	221.6	224.0	1,332.1	1,951.1	2,304.1	1,182.7	1,047.6	937.6
Angola	614	0.6	0.5	1.9	4.2	2.9	3.5	0.0	0.0	0.3	1.7	1.5	1.3
Benin	638	6.1	0.4	0.3	0.3	0.0
Botswana	616	0.1	0.0	0.0	0.0	0.0	0.0
Burkina Faso	748	0.1
Cameroon	622	0.0	0.1	0.6	0.0	0.0	0.0	0.1	0.0	0.0	0.0	0.0	0.0
Chad	628	0.1	0.0	0.1	0.0	0.0	0.0	0.0
Comoros	632	0.1	0.1	0.0	0.1	0.1	0.1
Congo, Dem. Rep. of	636	7.7	16.3	0.0	0.0	0.0	0.0	0.0	0.1	0.1	0.1
Côte d'Ivoire	662	10.9	0.4	0.2	0.1	0.1	0.1	0.0	0.0	0.1	0.0	0.0	0.0
Eswatini, Kingdom of	734	0.0	0.0	0.2	0.1	0.1	0.3	0.4	0.5	0.3	0.2	0.2

Trinidad and Tobago (369)

In Millions of U.S. Dollars

		Exports (FOB)						Imports (CIF)					
		2012	2013	2014	2015	2016	2017	2012	2013	2014	2015	2016	2017
Estonia	939	0.0	0.1	0.2	0.0	0.0	0.0
Ethiopia	644	0.0	0.6	0.1	0.0	0.0	0.0	0.0	0.0	0.0
Gabon	646	0.1	0.2	0.2	0.2	0.2	0.2	1,239.5	1,878.7	2,271.9	1,161.7	1,013.8	909.6
Ghana	652	0.2	11.3	32.0	17.0	11.8	14.2	72.2	51.4	0.1	0.0	0.0	0.0
Guinea	656	0.1	0.0	0.0	0.1	0.7	0.6	0.6
Kenya	664	0.0	0.0	0.0	0.1	0.1	0.1	0.0	0.0	0.0	0.0	0.0	0.0
Liberia	668	98.8	189.9	83.3	27.4	19.0	23.0	0.0	0.0	0.0
Madagascar	674	0.1	0.1	0.0	0.0	0.0	0.0
Malawi	676	e 0.0	e 0.0	e 0.0	e 0.0	e 0.0	0.0	0.1	0.1	0.1
Mali	678	0.0	0.1	0.0	0.0	0.0
Mauritius	684	0.4	26.1	1.2	1.0	1.0	0.0	0.0	0.0	0.0	0.0	0.0
Mozambique	688	0.7	0.1	3.7	3.3	2.9
Namibia	728	0.1	0.1	0.1	0.2	0.1	0.1	0.1	0.0	0.0	0.0	0.0	0.0
Niger	692	0.8	0.0	0.0	0.0
Nigeria	694	9.3	60.6	45.5	0.5	0.4	0.4	0.0	0.0	0.2	0.1	0.1	0.1
São Tomé & Príncipe	716	0.1	0.1	0.0	0.0	0.0	0.0
Senegal	722	1.8	4.6	5.6	37.7	137.5	144.1	0.0	0.1	0.0	0.0	0.0
Seychelles	718	1.3	1.0	0.0	1.2	0.0	0.0	0.0	0.0
Sierra Leone	724	0.1	0.0	0.0	0.0	0.0	0.1	0.0	0.0
South Africa	199	9.1	11.1	0.8	1.2	29.0	17.6	18.8	18.1	30.1	13.3	27.1	22.0
Tanzania	738	0.8	0.3	0.1	0.0	0.0	0.0	0.1	0.0	0.1	0.4	0.4	0.4
Togo	742	13.0	18.9	18.9	18.9	0.1	0.0	0.0	0.0
Uganda	746	0.0	0.0	0.0	0.0	0.0	0.0	0.5	0.0	0.0	0.0	0.0	0.0
Zimbabwe	698	0.0	0.2	0.1	0.1	0.1	0.7	0.5	0.1	0.1	0.1
Western Hemisphere	205	3,257.2	6,957.1	5,092.5	3,939.9	3,280.5	3,660.3	2,750.7	3,493.2	2,382.0	1,353.7	1,017.8	1,655.3
Anguilla	312	3.4	14.2	6.5	5.3	3.6	4.4	0.1	0.0	0.2	0.2	0.2	0.1
Antigua and Barbuda	311	98.5	289.3	80.5	30.0	44.0	69.4	0.6	0.4	0.4	0.3	0.3	0.3
Argentina	213	323.3	565.1	487.2	726.2	1,003.3	890.9	22.2	18.0	15.1	13.5	25.7	25.1
Aruba	314	5.2	37.4	21.6	54.4	76.7	75.3	0.5	21.8	0.5	1.0	0.3	0.3
Bahamas, The	313	68.9	199.9	36.2	29.6	20.5	24.8	0.2	0.1	0.0	0.1	0.0	0.0
Barbados	316	304.9	580.7	361.8	186.0	156.5	217.2	90.3	84.1	86.8	40.1	35.5	26.4
Belize	339	11.9	11.8	10.7	11.3	11.3	14.4	17.0	15.9	14.5	13.2	9.6	7.4
Bermuda	319	0.3	0.8	2.1	1.8	1.3	1.5	1.3	0.1	0.0	0.1	0.1	0.1
Bolivia	218	0.6	0.1	7.2	0.3	3.5	0.1	1.5	0.2	0.1	0.1	0.1	0.0
Brazil	223	203.0	679.3	690.8	251.7	69.3	72.0	574.8	388.5	582.0	307.7	203.3	213.4
Chile	228	197.5	373.0	418.1	385.5	273.9	352.8	21.6	18.7	27.9	19.5	18.3	20.2
Colombia	233	264.8	942.3	435.2	437.4	213.6	133.7	1,474.8	2,503.4	1,169.7	512.2	316.2	965.9
Costa Rica	238	7.8	277.9	81.5	74.7	69.9	63.9	47.6	44.8	48.1	51.3	43.7	43.0
Curacao	354	15.6	6.8	8.1	7.8	5.4	6.5	0.8	1.2	2.5	1.8	1.5	1.4
Dominica	321	22.9	35.4	33.9	18.6	13.5	17.5	7.2	5.4	5.2	3.7	3.4	3.4
Dominican Republic	243	141.3	299.7	182.1	153.7	114.2	135.9	33.2	33.0	40.8	34.5	29.5	27.1
Ecuador	248	27.7	31.7	7.4	10.0	24.9	6.9	6.3	5.6	83.0	4.8	3.4	3.8
El Salvador	253	2.4	137.3	89.0	1.8	1.6	0.2	3.2	3.7	3.9	3.1	4.0	3.3
Grenada	328	51.5	73.1	75.4	54.3	36.9	43.6	0.8	1.3	1.5	1.3	1.1	1.0
Guatemala	258	18.7	36.0	37.0	2.8	5.7	2.2	30.9	33.3	21.1	24.9	24.9	22.9
Guyana	336	234.9	351.9	340.8	217.6	199.3	328.2	58.3	32.2	33.1	33.6	43.1	56.0
Haiti	263	5.6	42.8	31.0	31.1	21.6	26.1	0.2	5.4	0.4	0.2	0.1	0.1
Honduras	268	5.1	8.1	10.6	1.8	2.1	4.2	4.3	8.3	6.2	5.4	7.6	8.1
Jamaica	343	503.0	829.9	566.2	312.9	249.5	332.2	16.7	16.1	18.3	20.7	17.4	14.8
Mexico	273	118.1	69.8	197.9	119.9	107.2	102.2	150.5	150.4	128.0	139.1	128.1	121.4
Montserrat	351	1.5	1.5	2.0	2.5	1.5	1.6	0.1	0.1	0.1	0.1	0.1
Nicaragua	278	6.1	25.3	5.3	0.2	0.2	0.2	2.9	1.2	1.2	1.2	1.2	1.2
Panama	283	80.0	146.9	148.9	56.4	60.8	111.2	121.0	15.2	19.3	24.8	15.2	11.6
Paraguay	288	0.9	0.5	1.0	0.7	0.6	0.5
Peru	293	45.1	57.3	176.1	419.1	233.8	294.0	16.8	14.3	18.4	18.0	19.1	21.3
Sint Maarten	352	26.7	88.7	43.7	18.1	12.5	15.1	0.1	0.1	0.1	0.0	0.0	0.0
St. Kitts and Nevis	361	16.4	31.5	28.9	23.0	15.8	18.3	0.8	2.0	2.3	2.1	1.8	1.6
St. Lucia	362	68.1	154.2	118.3	58.6	46.5	63.3	11.3	9.6	16.0	14.7	11.9	10.5
St. Vincent & Grens.	364	45.3	72.9	133.2	40.5	27.9	43.2	4.1	4.5	5.2	3.2	2.9	3.0
Suriname	366	300.4	386.9	173.8	142.6	115.8	144.3	10.2	5.3	6.7	25.7	20.0	13.5

Trinidad and Tobago (369)

In Millions of U.S. Dollars

		Exports (FOB)						Imports (CIF)					
		2012	2013	2014	2015	2016	2017	2012	2013	2014	2015	2016	2017
Uruguay	298	2.7	0.4	0.0	1.0	0.7	0.0	8.6	10.5	12.6	13.4	12.1	12.7
Venezuela, Rep. Bol.	299	14.9	85.3	32.0	43.8	30.3	36.7	9.0	37.5	7.3	1.6	1.4	1.2
Western Hem. n.s.	399	13.2	11.8	11.1	7.7	5.4	6.5	0.1	0.4	2.0	16.1	14.0	12.6
Other Countries n.i.e	910	104.4	46.9	3.6	40.4	28.0	33.8	7.7	4.7	9.4	11.5	9.8	8.8
Cuba	928	8.4	46.8	3.6	8.7	6.1	7.3	6.7	3.5	6.2	9.0	7.8	7.0
Korea, Dem. People's Rep.	954	96.0	0.0	0.0	31.6	21.9	26.5	1.1	1.2	3.1	2.5	1.9	1.7
Special Categories	899	84.0	75.4	70.8	49.2	34.1	41.2
Countries & Areas n.s.	898	1.2	1.1	1.0	0.7	0.5	0.6	1.7	0.0	0.0	0.0	0.0
Memorandum Items													
Africa	605	151.9	282.0	330.5	132.3	262.7	461.6	1,334.2	1,955.2	2,305.0	1,187.9	1,051.8	942.1
Middle East	405	33.7	26.3	157.2	77.7	46.3	48.0	8.4	12.6	44.8	10.6	9.4	8.2
European Union	998	1,658.3	1,834.4	1,421.4	1,248.7	702.3	1,123.1	1,081.5	1,139.9	1,120.6	962.2	866.4	751.0
Export earnings: fuel	080	328.7	1,131.6	657.0	561.1	322.5	230.1	3,539.5	5,758.2	4,646.8	2,143.4	2,674.0	3,219.9
Export earnings: nonfuel	092	11,779.9	15,312.3	13,829.4	10,178.3	7,752.3	9,678.0	8,119.0	6,667.9	6,793.9	7,181.8	6,019.1	5,453.9

Tunisia (744)

In Millions of U.S. Dollars

		Exports (FOB)						Imports (CIF)					
		2012	2013	2014	2015	2016	2017	2012	2013	2014	2015	2016	2017
IFS World		17,007.5	17,060.6	16,755.6	14,073.4	13,483.1	14,433.0	24,446.8	24,316.9	24,827.6	20,220.9	19,455.7	20,681.3
World	001	16,297.9	16,336.0	16,012.8	13,441.8	12,893.2	13,524.6	24,002.0	23,804.9	25,039.0	20,414.2	18,981.9	20,800.4
Advanced Economies	110	13,031.5	13,118.8	12,727.9	10,750.4	10,209.1	10,959.1	15,029.3	14,868.8	14,586.8	12,417.5	11,685.5	12,298.8
Euro Area	163	11,130.6	11,158.9	11,250.7	9,620.2	9,291.2	9,689.7	12,034.6	12,344.4	12,014.4	10,239.4	9,337.2	10,095.7
Austria	122	73.6	66.6	72.9	72.7	83.1	73.6	100.7	108.8	134.6	84.3	91.3	91.5
Belgium	124	356.7	346.7	307.2	252.1	247.1	247.6	405.6	388.9	353.6	255.9	263.9	257.0
Cyprus	423	6.1	2.5	1.5	1.0	1.6	8.5	4.3	2.1	1.8	1.4	2.1	1.5
Estonia	939	2.5	1.8	2.1	2.9	0.5	0.6	2.8	2.5	1.8	5.2	6.5	1.7
Finland	172	0.6	0.0	0.9	2.6	2.5	11.1	76.6	86.2	86.2	64.9	65.4	63.0
France	132	4,580.7	4,496.6	4,753.4	4,126.9	4,343.9	4,342.3	4,022.2	4,441.1	4,045.0	3,598.2	3,013.3	3,105.2
Germany	134	1,397.5	1,532.5	1,710.4	1,476.9	1,432.4	1,646.1	1,684.3	1,739.9	1,739.9	1,479.3	1,502.6	1,656.8
Greece	174	18.7	15.2	20.2	20.8	16.6	23.5	160.6	119.2	228.4	130.9	93.4	140.4
Ireland	178	8.0	8.4	7.4	4.5	4.9	13.3	44.7	55.8	56.4	51.1	42.5	43.5
Italy	136	3,209.9	3,149.4	3,204.9	2,596.6	2,346.6	2,338.8	3,467.1	3,521.9	3,634.6	3,014.0	2,826.8	3,212.0
Latvia	941	0.4	1.0	0.7	0.4	1.7	0.4	22.9	15.3	16.3	10.8	4.4	2.4
Lithuania	946	4.4	1.9	8.2	2.3	1.4	1.8	6.1	2.0	6.5	2.3	2.2	3.9
Luxembourg	137	0.4	0.2	0.4	0.2	1.1	10.2	6.0	7.0	7.3	7.9	10.2	8.4
Malta	181	38.9	11.2	22.4	22.1	23.6	63.2	349.1	200.6	177.7	234.2	52.8	68.5
Netherlands	138	572.8	609.2	459.4	239.2	212.4	249.1	351.9	257.1	246.2	221.2	256.4	217.1
Portugal	182	50.9	68.6	58.7	71.6	59.1	77.5	155.8	191.2	192.1	158.7	192.4	208.7
Slovak Republic	936	71.6	42.8	25.5	26.3	36.5	40.9	35.2	68.6	58.6	54.8	73.4	61.7
Slovenia	961	0.4	1.3	1.2	1.4	1.2	2.8	21.2	16.5	22.0	16.6	18.8	19.5
Spain	184	736.4	802.8	593.4	699.8	474.8	538.5	1,117.3	1,119.5	1,005.3	847.7	819.1	932.7
Australia	193	5.2	4.2	5.7	7.6	6.7	6.1	23.6	7.7	5.9	7.1	8.6	9.4
Canada	156	20.4	18.1	20.2	24.8	32.7	32.4	157.5	92.0	126.8	162.1	149.4	53.2
China,P.R.: Hong Kong	532	13.8	27.1	29.0	22.4	17.4	36.6	33.3	25.4	30.2	24.2	35.0	36.2
China,P.R.: Macao	546	0.0	0.0	0.1	0.0	0.0	0.0	0.0	0.0	0.0	0.1	0.1	0.0
Czech Republic	935	91.7	48.1	77.8	62.5	84.9	138.1	76.9	67.3	76.1	72.6	93.9	93.2
Denmark	128	15.5	13.7	15.9	19.5	12.2	14.1	74.0	49.6	50.5	47.3	45.4	50.1
Iceland	176	7.9	1.3	1.1	1.0	1.3	0.7	0.7	0.1	0.4	1.0	0.4	0.7
Israel	436	1.1	0.1
Japan	158	90.2	72.9	42.8	26.5	31.9	17.4	341.8	293.4	269.7	228.5	217.2	214.1
Korea, Republic of	542	10.1	8.3	5.9	4.8	6.9	6.9	507.7	216.3	270.4	188.8	259.3	225.0
New Zealand	196	1.7	1.1	4.0	0.5	0.3	5.6	7.4	5.3	4.0	6.6	3.5	3.9
Norway	142	8.2	7.1	5.0	5.9	4.2	5.7	28.4	9.2	6.0	5.7	17.2	10.4
Singapore	576	2.9	4.7	5.5	18.9	32.2	25.8	21.3	19.2	26.9	24.6	31.9	26.9
Sweden	144	29.2	32.3	32.0	15.3	23.7	33.4	168.2	133.1	152.2	110.7	111.5	107.7
Switzerland	146	748.4	678.1	275.1	126.6	178.0	306.1	231.0	216.4	255.1	199.5	173.8	234.1
Taiwan Prov.of China	528	0.9	1.5	1.7	1.5	1.8	0.9	201.8	245.0	245.7	191.7	205.5	182.3
United Kingdom	112	528.8	644.3	712.0	438.6	236.7	325.1	322.6	346.1	331.0	289.3	306.9	262.5
United States	111	326.0	397.2	243.5	353.6	246.9	314.7	798.6	798.4	720.3	618.0	688.6	693.4
Emerg. & Dev. Economies	200	3,266.3	3,217.2	3,283.2	2,689.2	2,682.8	2,564.5	8,969.4	8,933.7	9,978.1	7,575.7	7,293.4	7,943.7
Emerg. & Dev. Asia	505	395.1	300.5	430.8	278.5	292.4	276.9	2,513.5	2,235.0	2,723.5	2,475.2	2,491.5	2,703.1
American Samoa	859	0.0	0.0	0.2	0.0
Bangladesh	513	92.9	136.4	175.4	111.7	90.4	90.5	9.4	10.1	12.3	9.9	13.7	13.8
Brunei Darussalam	516	0.0	0.2	0.3	0.0	0.0	0.0	0.1	0.0	0.0	0.4
Cambodia	522	0.0	0.3	1.4	1.7	1.7	1.4	1.6	0.7
China,P.R.: Mainland	924	84.2	41.4	61.7	28.3	28.8	30.9	1,685.8	1,533.3	1,782.6	1,692.1	1,818.5	1,850.7
F.T. French Polynesia	887	0.8	0.3	0.4	0.2	0.3	0.5	0.0	0.0	0.0	0.0	0.0	0.0
F.T. New Caledonia	839	0.2	0.1	0.1	0.1	0.3	0.2	0.3	0.0	0.0	0.0	0.0	0.0
India	534	181.8	85.7	149.4	102.7	133.6	103.4	380.2	313.0	290.3	244.3	268.5	297.5
Indonesia	536	12.8	16.6	14.2	13.7	12.2	16.1	115.5	97.0	98.5	65.8	52.2	64.0
Lao People's Dem.Rep	544	0.0	0.2	0.0	0.0	0.1	0.0	0.0	0.0
Malaysia	548	17.7	16.6	19.4	17.4	21.4	27.1	73.7	80.7	74.3	60.8	80.9	54.1
Maldives	556	0.1	0.1	0.2	0.2	0.2	0.1	0.0	0.1	0.0	0.1	0.1	0.1
Myanmar	518	0.2	0.0	0.0	0.1	0.2	0.1
Nauru	836	0.4	0.0	0.0	0.0	0.0
Philippines	566	0.2	0.6	0.1	0.1	0.1	0.1	22.3	14.4	12.8	13.2	15.0	23.8
Solomon Islands	813	0.1	0.0	0.0	0.0
Sri Lanka	524	0.0	0.0	0.1	0.2	0.1	1.3	2.0	1.1	1.6	0.9	0.9	2.5

Tunisia (744)

In Millions of U.S. Dollars

		Exports (FOB)						Imports (CIF)					
		2012	2013	2014	2015	2016	2017	2012	2013	2014	2015	2016	2017
Thailand	578	4.1	1.4	5.8	2.1	1.5	1.7	173.9	143.6	179.3	152.5	183.1	133.8
Vanuatu	846	2.7	0.0	0.0	0.0
Vietnam	582	0.3	0.7	0.9	1.7	3.1	4.9	48.7	39.9	94.9	95.2	56.7	81.1
Asia n.s.	598	0.1	175.2	138.5	180.8
Europe	170	509.1	522.1	571.8	475.6	536.5	568.0	3,376.4	3,285.3	3,863.9	2,856.3	2,616.4	2,712.0
Emerg. & Dev. Europe	903	473.8	489.2	543.8	462.1	517.3	537.4	1,301.7	1,522.2	1,506.4	1,334.4	1,364.2	1,536.5
Albania	914	1.3	3.7	14.1	11.6	5.3	10.9	1.5	2.2	2.2	0.7	0.7	0.6
Bosnia and Herzegovina	963	0.7	0.5	0.8	0.9	0.5	0.6	1.3	26.1	15.8	0.3	1.2	0.4
Bulgaria	918	12.2	11.3	21.8	12.8	9.1	7.6	125.3	247.1	118.3	123.1	54.6	173.4
Croatia	960	4.6	5.3	2.8	1.7	1.5	1.9	119.0	63.8	43.3	5.7	12.4	16.5
Faroe Islands	816	0.0	0.1	0.1	0.0	0.0
Gibraltar	823	0.7	0.2	0.3	0.1	0.1	0.0	0.1	43.9	0.1	0.0	9.4	0.1
Hungary	944	21.1	32.1	56.2	48.9	49.3	47.0	71.1	89.4	109.7	114.8	105.0	110.2
Macedonia, FYR	962	0.4	0.5	2.1	3.0	0.3	0.4	0.1	0.0	5.3	7.1	0.5	1.0
Montenegro	943	0.1	0.0	0.1
Poland	964	188.7	82.6	176.4	168.9	152.5	158.5	96.0	107.9	117.3	116.8	123.8	146.9
Romania	968	115.7	129.5	107.9	108.4	130.7	138.1	116.1	120.7	134.4	155.5	130.7	80.4
Serbia, Republic of	942	1.1	0.4	1.3	1.2	33.2	22.9	68.8	70.7
Turkey	186	128.5	223.4	160.4	105.4	166.6	171.1	771.3	821.0	926.9	787.6	857.0	936.2
CIS	901	34.9	32.9	28.0	13.6	19.3	30.7	2,074.6	1,763.1	2,357.5	1,522.0	1,252.2	1,175.6
Armenia	911	0.1	0.1	0.0	0.0	0.0	0.0	0.0	0.0	0.0
Azerbaijan, Rep. of	912	9.9	1.9	1.4	0.9	1.2	0.6	603.0	774.1	846.7	305.8	258.3	325.4
Belarus	913	0.0	0.0	0.1	9.3	11.8	14.9	1.1	1.7
Georgia	915	0.0	0.1	0.2	0.1	0.1	0.0	0.0	0.1	0.1	0.2	0.7	0.6
Kazakhstan	916	0.1	0.2	0.1	0.4	0.5	0.3	18.5	16.6	12.2	12.5	10.6	18.3
Kyrgyz Republic	917	0.1	0.0	4.9	1.0	2.2
Moldova	921	0.0	0.1	0.0	0.0	0.1	0.5	0.3	0.1	0.1	1.7	0.1
Russian Federation	922	23.1	27.7	23.4	11.2	14.3	24.7	1,069.7	655.0	1,052.4	815.4	655.0	479.1
Tajikistan	923	0.0	0.1	0.0	0.0	0.0	0.1
Turkmenistan	925	0.0	0.0	0.3	0.4	0.6	0.0	0.1	0.0	0.1
Ukraine	926	1.7	3.1	2.8	0.7	2.6	4.3	382.0	306.9	428.6	371.8	322.4	349.7
Uzbekistan	927	0.6	0.8	0.6	0.2	0.1	0.4
Europe n.s.	884	0.4	0.0	0.0	0.0	0.0	0.0
Mid East, N Africa, Pak	440	1,833.3	1,837.6	1,825.7	1,550.2	1,506.5	1,328.0	2,183.4	2,457.7	2,546.3	1,606.1	1,556.3	1,754.5
Afghanistan, I.R. of	512	0.0	0.1	0.1	0.1	0.2	0.1	0.0	0.1	0.0	0.2	0.1
Algeria	612	484.7	486.2	619.0	558.2	665.5	466.5	982.8	1,185.3	1,572.5	801.3	722.6	748.3
Bahrain, Kingdom of	419	0.9	0.6	0.6	0.9	1.0	1.5	9.2	9.9	10.4	5.6	17.0	15.0
Djibouti	611	0.5	2.5	0.6	0.3	0.8	0.7	0.1	0.0	0.0	0.0	0.0	0.0
Egypt	469	84.9	67.2	85.7	71.8	51.7	42.2	254.0	236.2	214.1	155.2	174.9	343.2
Iran, I.R. of	429	5.5	0.9	12.6	1.3	3.3	11.7	6.9	4.1	3.9	4.8	7.1	7.9
Iraq	433	11.9	12.0	25.2	6.6	4.9	12.7	0.0	0.1	0.2	0.0	0.0	0.0
Jordan	439	16.2	13.1	8.5	9.1	11.5	14.6	22.4	19.7	24.3	24.3	20.0	21.4
Kuwait	443	6.0	7.0	4.8	7.1	4.9	5.7	32.7	22.5	22.4	20.7	17.8	16.9
Lebanon	446	12.4	11.3	19.7	29.8	9.9	14.7	12.8	11.3	11.8	17.4	13.9	12.4
Libya	672	828.0	868.5	667.8	540.0	442.8	393.6	315.4	409.1	56.3	19.5	29.6	36.3
Mauritania	682	19.9	31.4	29.3	21.9	15.8	22.2	1.4	1.1	1.3	2.2	2.9	2.2
Morocco	686	213.2	192.1	179.6	180.1	170.8	184.9	129.7	95.9	117.5	126.7	115.8	120.2
Oman	449	1.6	3.9	3.3	4.9	2.4	4.9	10.5	4.8	15.4	8.6	2.9	2.8
Pakistan	564	9.1	10.0	10.3	7.4	6.8	7.0	29.7	34.5	39.0	26.2	25.0	29.0
Qatar	453	4.9	4.7	3.7	10.2	7.9	17.2	15.9	19.3	14.5	16.9	28.9	22.4
Saudi Arabia	456	19.7	38.1	37.1	22.9	19.8	21.7	216.5	262.7	265.1	237.0	208.0	224.2
Somalia	726	0.1	0.1	0.2	0.0	0.0	0.0	1.8	0.0	0.0
Sudan	732	0.6	1.4	3.0	5.3	11.2	2.7	15.8	18.1	19.9	16.8	12.1	12.4
Syrian Arab Republic	463	20.8	13.1	13.2	6.3	6.4	22.4	7.5	2.9	1.2	1.3	10.6	2.8
United Arab Emirates	466	85.3	67.9	98.0	64.2	67.1	78.8	119.2	119.5	156.1	119.5	147.0	136.6
West Bank and Gaza	487	0.1	0.6	0.4	0.0	0.0
Yemen, Republic of	474	7.2	5.9	3.4	2.0	1.3	1.6	1.0	0.8	0.3	0.0	0.0	0.2
Sub-Saharan Africa	603	392.6	390.7	385.6	334.4	299.8	344.7	78.6	71.4	142.1	92.5	94.5	80.2
Angola	614	6.3	9.3	14.7	8.0	6.0	3.2	0.0	0.0	0.2	0.0	0.7	0.0
Benin	638	6.2	9.8	17.2	11.2	7.5	9.7	0.6	1.0	0.3	0.5

Tunisia (744)

In Millions of U.S. Dollars

		Exports (FOB)						Imports (CIF)					
		2012	2013	2014	2015	2016	2017	2012	2013	2014	2015	2016	2017
Botswana	616	0.0	0.0	0.0	0.1	0.2	0.1	0.0	0.0	0.0	0.0
Burkina Faso	748	18.1	21.3	16.4	9.4	11.0	17.1	1.9	2.6	0.8	0.1	0.4
Burundi	618	0.6	0.2	0.4	0.3	0.1	0.8	0.0
Cabo Verde	624	0.1	0.0	0.2	0.2	0.3	0.1	0.0	0.9	0.0
Cameroon	622	29.0	32.4	16.6	22.8	18.4	19.2	7.2	2.7	2.9	8.1	2.5	1.0
Central African Rep.	626	0.7	0.3	0.5	0.4	0.5	0.6	0.3	0.0	0.0	0.0
Chad	628	5.4	3.6	7.1	5.3	7.1	2.5	0.1	0.0	0.0
Comoros	632	0.9	0.1	0.2	0.4	0.5	0.3	0.0	0.0	0.0	0.1	0.0	0.0
Congo, Dem. Rep. of	636	0.0	0.4	0.1	0.0	0.4	0.6	0.0	0.1	0.0	0.0
Congo, Republic of	634	15.4	16.4	16.5	15.9	8.0	6.5	1.2	1.4	0.9	1.4	0.6	1.1
Côte d'Ivoire	662	28.0	31.4	46.0	36.4	35.8	41.5	15.1	4.7	9.9	7.5	2.1	2.5
Equatorial Guinea	642	5.5	7.8	8.0	2.6	4.3	4.1	1.0	0.3	0.1	0.4	0.2	2.1
Eritrea	643	0.0	0.4	0.2	0.0	0.0	0.0	0.0
Eswatini, Kingdom of	734	0.0	0.1	0.0	0.0	0.0	0.0	0.1	0.1	0.1
Estonia	939	2.5	1.8	2.1	2.9	0.5	0.6	2.8	2.5	1.8	5.2	6.5	1.7
Ethiopia	644	86.1	75.3	69.7	56.7	50.2	54.2	0.3	0.2	0.9	2.5	0.5	0.2
Gabon	646	24.3	27.1	23.4	20.2	17.3	17.3	1.9	1.2	1.5	1.2	0.6	0.9
Gambia, The	648	2.7	2.2	1.8	2.1	2.0	3.2	0.0	0.0	0.0	0.0	0.8	2.2
Ghana	652	17.0	16.9	15.6	15.6	13.9	18.5	7.6	12.9	17.5	17.3	14.9	15.1
Guinea	656	4.0	4.9	7.3	11.4	11.1	11.3	1.9	1.0	0.3	0.1	0.4
Guinea-Bissau	654	0.1	0.1	0.1	0.1	0.1	0.2	0.0	0.0	0.0
Kenya	664	1.0	1.1	0.5	1.0	0.2	0.4	0.7	2.2	1.2	0.3	0.1	5.5
Lesotho	666	0.0	0.2	0.0	0.0	0.0
Liberia	668	6.7	1.1	0.9	1.3	0.9	1.6	0.0	0.0
Madagascar	674	1.9	2.2	3.2	2.4	3.1	2.3	0.3	0.4	0.2	0.2	0.3	0.3
Malawi	676	0.0	0.0	0.1	3.1	1.9	7.2	2.6	2.6	1.3
Mali	678	9.4	7.0	7.9	6.4	6.5	15.0	0.8	0.9	0.8	0.2	0.1	0.0
Mauritius	684	0.4	0.9	1.4	1.9	1.8	1.4	0.7	0.5	0.2	0.4	0.3	0.1
Mozambique	688	7.1	0.2	0.5	0.1	0.1	0.3	0.2	0.0	0.1	0.2	2.0
Namibia	728	0.3	0.0	0.2	0.1	0.1	0.2	6.7	1.1	1.6	0.5
Niger	692	13.6	16.0	13.2	10.3	7.2	8.3	0.0	0.0	0.0	0.2	0.0	0.0
Nigeria	694	18.3	25.7	28.2	16.4	12.7	8.5	3.2	1.9	51.7	29.5	39.9	1.8
Rwanda	714	8.5	0.3	0.1	0.9	1.6	0.3	0.0	0.0	0.0	0.0	0.0	0.0
São Tomé & Príncipe	716	0.1	0.0	0.0	0.0	0.0	0.0	0.0	0.0	0.0
Senegal	722	48.2	48.8	43.3	49.7	47.5	58.6	0.9	0.2	0.2	0.2	2.1	2.4
Seychelles	718	6.4	7.2	4.1	8.0	6.3	10.9	0.1	0.0	0.0	0.6	4.5	0.7
Sierra Leone	724	1.8	1.7	2.0	2.0	1.4	2.1	0.0	0.1	0.0	0.3	0.1	0.0
South Africa	199	9.0	9.7	9.5	8.9	9.5	14.4	24.4	11.9	28.4	13.0	12.1	12.9
Tanzania	738	0.2	0.3	0.3	0.4	0.1	2.4	0.8	2.7	5.1	1.4	0.5	0.4
Togo	742	8.8	8.2	8.1	5.0	4.9	6.6	0.2	0.2	0.3	0.2	0.3
Uganda	746	0.3	0.4	0.3	0.1	0.1	0.3	4.5	21.1	2.4	0.0	5.6	20.2
Zambia	754	0.0	0.1	0.1	0.0	1.3	0.0	0.5	0.2	0.0
Zimbabwe	698	0.0	0.0	0.2	2.3	0.9	5.3
Western Hemisphere	205	136.1	166.3	69.2	50.4	47.5	46.8	817.5	884.3	702.3	545.6	534.7	693.9
Antigua and Barbuda	311	1.6	0.0	0.0	0.0	0.0	0.0	0.0	0.3	2.6
Argentina	213	0.7	8.6	0.2	0.3	0.6	5.8	235.4	258.4	211.4	84.8	127.7	144.3
Bahamas, The	313	0.0	0.0	0.4	0.9	0.4	0.2	21.7	0.0	18.2
Belize	339	0.0	0.1	0.0	1.2	1.6	0.3	0.1	0.6	0.0
Bolivia	218	0.0	0.0	0.2	0.1	0.1	0.0	0.0	0.0	0.0	0.0	0.1	0.0
Brazil	223	111.3	121.7	35.5	30.1	28.8	17.2	379.8	311.9	284.3	309.2	264.1	359.7
Chile	228	2.3	0.4	0.1	0.2	0.5	1.2	5.5	9.0	7.6	7.1	4.7	4.2
Colombia	233	0.5	0.9	0.3	0.0	1.2	0.1	4.3	13.7	10.6	1.4	3.0	5.1
Costa Rica	238	0.0	0.0	0.0	0.0	1.5	1.1	1.0	1.0	1.4	1.8
Dominican Republic	243	0.1	0.1	0.3	0.8	1.3	0.3	0.4	0.3	0.4	0.6	0.9	1.2
Ecuador	248	0.2	0.1	0.0	0.1	0.2	0.2	2.0	4.5	8.8	14.0	13.9	17.3
El Salvador	253	0.0	0.5	0.3	0.2	0.8	1.8	0.9
Greenland	326	0.1	1.6	0.5	0.0
Guatemala	258	0.0	0.0	0.0	0.0	8.3	55.0	52.1	29.0	0.2	0.0
Guyana	336	0.3	0.2	0.2
Honduras	268	0.0	2.2	2.7	2.4	1.0	0.6	0.0	0.2	0.2	0.1	0.8

Tunisia (744)

In Millions of U.S. Dollars

		Exports (FOB)						Imports (CIF)					
		2012	2013	2014	2015	2016	2017	2012	2013	2014	2015	2016	2017
Mexico	273	2.9	9.0	11.0	12.4	11.9	20.2	54.1	86.5	44.9	33.3	26.3	37.4
Nicaragua	278	0.0	0.0	0.0	0.0	0.0	0.1
Panama	283	3.1	3.4	1.7	1.3	0.7	0.5	0.0	0.1	0.0	0.3	1.4	0.0
Paraguay	288	0.0	0.0	0.1	0.0	0.1	0.0	61.1	35.8	62.5	57.2	59.9	77.1
Peru	293	0.3	0.4	6.4	0.0	0.0	0.6	1.4	0.8	1.2	2.4	1.1	2.3
Suriname	366	0.2	0.5	0.9	1.1	0.4	0.1	0.0	0.0	0.1	0.2	0.0	0.0
Uruguay	298	11.3	18.4	9.0	0.1	0.0	0.3	20.5	104.5	4.2	0.8	6.7	41.6
Venezuela, Rep. Bol.	299	1.3	0.5	0.1	0.3	0.1	0.1	17.5	0.2	12.4	2.7	0.0	0.0
Other Countries n.i.e	910	0.1	0.0	1.6	2.3	1.3	1.0	3.3	2.4	2.7	1.0	2.9	3.3
Cuba	928	0.1	0.0	1.4	2.1	1.2	1.0	1.5	1.1	0.7	0.1	0.4	0.2
Korea, Dem. People's Rep.	954	0.1	0.0	0.2	0.2	0.1	1.8	1.3	2.0	0.9	2.5	3.1
Countries & Areas n.s.	898	471.4	420.1	554.7
Memorandum Items													
Africa	605	1,111.6	1,104.1	1,217.2	1,100.2	1,164.0	1,021.9	1,208.4	1,371.8	1,853.4	1,041.5	948.0	963.3
Middle East	405	1,105.3	1,114.0	983.8	777.0	635.4	643.7	1,023.9	1,122.8	795.9	630.8	677.6	842.3
European Union	998	12,138.1	12,158.2	12,453.5	10,496.9	9,991.9	10,553.4	13,203.5	13,569.4	13,147.2	11,275.3	10,321.5	11,136.5
Export earnings: fuel	080	1,566.0	1,617.0	1,599.3	1,299.9	1,294.2	1,084.7	3,432.4	3,507.0	4,114.7	2,418.7	2,163.9	2,061.8
Export earnings: nonfuel	092	14,731.9	14,719.0	14,413.4	12,141.9	11,599.0	12,439.8	20,569.6	20,297.8	20,924.3	17,995.5	16,818.0	18,738.6

Turkey (186)

In Millions of U.S. Dollars

		Exports (FOB)						Imports (CIF)					
		2012	2013	2014	2015	2016	2017	2012	2013	2014	2015	2016	2017
IFS World		152,904.7	152,036.7	157,770.1	144,040.9	142,695.5	157,177.5	237,310.4	251,589.5	242,021.7	207,030.3	198,568.7	233,756.1
World	001	152,461.7	151,802.6	157,610.2	143,844.1	142,529.6	156,992.9	236,545.1	251,661.3	242,177.1	207,235.6	198,618.2	233,799.7
Advanced Economies	110	66,529.8	68,807.7	76,533.8	74,656.8	75,668.5	81,394.3	111,763.7	121,787.5	114,390.6	99,493.5	98,033.0	113,788.2
Euro Area	163	41,000.9	43,834.8	46,951.0	42,805.2	44,876.5	50,562.4	66,725.5	69,731.1	66,768.6	59,261.3	58,213.4	62,813.4
Austria	122	1,000.7	1,057.3	1,134.5	1,024.5	1,045.4	1,113.7	1,634.3	1,749.7	1,814.1	1,568.0	1,521.2	1,472.6
Belgium	124	2,359.6	2,573.8	2,939.1	2,557.8	2,548.2	3,151.4	3,690.3	3,843.4	3,863.9	3,146.9	3,200.8	3,728.9
Cyprus	423	4.0	1.6	0.2	0.3	0.6	0.1	0.5	0.1	0.1	0.1
Estonia	939	168.7	197.4	177.6	117.8	171.6	105.8	311.3	258.7	293.6	278.1	237.5	300.1
Finland	172	301.6	298.0	329.4	266.1	292.1	297.2	1,114.8	1,245.0	1,138.3	1,011.8	942.1	938.9
France	132	6,202.3	6,382.7	6,467.9	5,850.2	6,022.5	6,584.2	8,589.9	8,082.4	8,122.6	7,597.7	7,364.7	8,070.9
Germany	134	13,124.4	13,702.6	15,147.4	13,417.5	13,998.7	15,118.9	21,400.6	24,182.4	22,369.5	21,351.9	21,475.0	21,301.9
Greece	174	1,401.4	1,437.4	1,536.7	1,400.5	1,427.2	1,662.6	3,539.9	4,206.0	4,043.8	1,860.9	1,187.1	1,833.1
Ireland	178	347.2	379.6	470.9	466.8	494.5	527.0	845.5	830.4	894.0	840.4	824.4	970.3
Italy	136	6,373.5	6,718.7	7,141.1	6,887.8	7,580.8	8,473.5	13,345.9	12,887.2	12,059.1	10,641.6	10,218.4	11,304.7
Latvia	941	127.4	151.2	193.3	173.1	196.9	127.4	160.3	172.5	167.8	122.8	202.0	141.1
Lithuania	946	276.0	403.3	351.0	300.2	258.6	301.6	218.3	178.7	217.2	244.6	281.3	492.9
Luxembourg	137	51.9	52.4	66.0	36.6	59.9	35.7	145.9	137.2	150.2	224.3	134.5	124.4
Malta	181	919.1	886.8	1,015.0	494.0	238.6	540.0	216.5	74.9	57.3	26.2	39.1	52.2
Netherlands	138	3,244.4	3,538.0	3,458.7	3,154.9	3,589.4	3,864.5	3,660.6	3,363.6	3,517.2	2,914.7	3,000.3	3,747.6
Portugal	182	441.1	616.9	557.5	558.4	651.1	811.2	644.4	680.1	762.7	640.3	658.3	684.3
Slovak Republic	936	391.8	436.1	472.3	545.8	384.3	387.2	871.5	1,116.4	919.5	858.6	951.2	895.1
Slovenia	961	548.3	666.2	742.8	810.4	927.5	1,158.3	311.9	304.3	301.9	343.8	296.1	381.4
Spain	184	3,717.6	4,334.7	4,749.6	4,742.6	4,988.5	6,302.1	6,023.7	6,417.8	6,075.8	5,588.5	5,679.3	6,372.9
Australia	193	421.7	462.8	505.0	521.3	633.3	538.2	804.4	1,233.1	544.1	544.8	607.4	2,200.7
Canada	156	1,058.3	940.0	950.5	670.6	729.5	1,045.6	953.7	1,356.6	1,107.3	929.0	1,063.0	2,167.0
China,P.R.: Hong Kong	532	337.2	420.4	439.5	345.3	400.2	628.1	111.9	97.3	95.0	81.3	126.5	98.6
China,P.R.: Macao	546	0.3	7.5	7.6	6.9	5.7	0.3	0.4	3.0	3.1	2.2	0.1	0.1
Czech Republic	935	786.3	772.2	836.6	768.6	804.0	907.6	2,005.3	2,627.3	2,420.2	2,218.3	2,561.7	2,828.1
Denmark	128	983.9	1,005.2	1,076.6	901.8	947.5	1,011.5	720.9	818.5	1,034.8	806.5	910.6	808.4
Iceland	176	16.0	13.9	18.1	67.5	26.7	199.7	14.1	20.0	25.1	30.7	28.0	32.2
Israel	436	2,329.5	2,649.7	2,950.9	2,698.1	2,955.5	3,407.4	1,710.4	2,418.0	2,881.3	1,672.5	1,385.6	1,505.1
Japan	158	331.8	409.2	375.5	334.8	354.4	411.5	3,601.4	3,453.2	3,199.9	3,140.1	3,943.6	4,281.5
Korea, Republic of	542	528.0	460.1	470.5	568.6	518.8	584.1	5,660.1	6,088.3	7,548.3	7,057.4	6,384.2	6,608.9
New Zealand	196	67.9	71.7	87.6	90.1	95.7	104.0	54.6	82.4	89.7	62.7	46.6	34.9
Norway	142	450.6	618.5	557.6	454.0	559.1	546.7	916.8	984.3	866.2	657.5	627.5	840.3
San Marino	135	0.1	0.2	1.7	1.3
Singapore	576	443.6	355.1	370.6	432.6	417.9	678.9	222.5	352.6	293.0	365.3	363.2	400.2
Sweden	144	1,185.7	1,149.2	1,319.8	1,188.8	1,215.3	1,414.3	2,135.4	2,046.4	2,014.9	1,585.0	1,478.3	1,777.0
Switzerland	146	2,134.5	1,029.6	3,219.5	5,680.8	2,680.8	891.8	4,307.3	9,648.0	4,825.5	2,449.6	2,506.3	6,903.6
Taiwan Prov.of China	528	119.5	117.9	132.9	157.1	138.7	204.5	2,058.8	1,947.1	2,011.3	1,944.6	1,597.3	1,986.6
United Kingdom	112	8,693.6	8,785.1	9,903.2	10,556.9	11,685.8	9,603.2	5,629.5	6,281.4	5,932.2	5,541.3	5,320.2	6,548.6
United States	111	5,640.5	5,705.1	6,360.9	6,407.7	6,623.3	8,654.3	14,130.6	12,598.9	12,730.2	11,143.4	10,867.8	11,951.7
Emerg. & Dev. Economies	200	83,621.2	80,555.6	78,782.3	67,256.5	65,012.4	73,571.4	111,136.7	115,172.6	112,860.8	96,701.3	92,392.2	110,192.0
Emerg. & Dev. Asia	505	4,857.6	5,641.9	5,064.6	4,558.0	4,690.1	5,537.7	33,839.1	38,631.3	39,700.5	37,792.4	39,100.3	40,484.9
American Samoa	859	0.2	0.2	0.1	0.3	1.1	0.2	0.2	0.3	0.1	1.2	0.1	0.0
Bangladesh	513	214.2	195.5	148.5	199.9	263.8	294.5	766.4	1,004.4	1,028.7	996.0	881.0	737.1
Bhutan	514	0.0	0.1	0.1	0.0	0.1	0.1	0.0	0.0	0.3	1.5	0.2	2.5
Brunei Darussalam	516	0.9	5.3	5.5	4.9	8.1	1.3	0.0	0.0	0.1	0.0	0.0	0.0
Cambodia	522	5.2	10.8	11.6	13.7	14.2	17.5	53.8	76.4	112.8	94.7	77.2	77.2
China,P.R.: Mainland	924	2,833.3	3,600.9	2,861.1	2,414.8	2,328.0	2,936.3	21,295.2	24,685.9	24,918.2	24,873.5	25,441.4	23,370.6
Fiji	819	1.6	1.0	0.9	1.1	0.8	1.4	0.0	0.0	0.1	0.1	0.0	0.1
F.T. French Polynesia	887	1.3	1.3	0.9	1.2	2.9	3.4	0.0	0.0	0.0	0.0	0.1
F.T. New Caledonia	839	4.9	5.5	4.8	6.3	5.0	5.8	0.0	0.1	0.0	0.0	0.0	0.1
Guam	829	0.9	1.6	1.4	1.2	1.0	2.7	0.0	0.0	0.0
India	534	791.7	586.9	586.6	650.3	651.7	758.6	5,843.6	6,367.8	6,898.6	5,613.6	5,757.2	6,216.6
Indonesia	536	243.6	231.0	227.6	207.0	253.6	236.7	1,795.8	1,989.7	2,043.5	1,638.2	1,424.7	1,506.8
Kiribati	826	0.3	0.2	0.7	0.2	0.1	0.2	2.0	0.0	0.0	0.0	0.0
Lao People's Dem.Rep	544	2.9	6.0	4.8	1.4	2.2	1.4	1.8	2.5	2.4	1.4	1.5	4.5
Malaysia	548	165.5	272.1	315.0	357.1	321.6	286.3	1,278.2	1,230.8	1,161.0	1,339.2	1,997.0	3,138.6
Maldives	556	7.1	5.9	7.8	18.2	35.7	39.5	0.0	0.1	0.0	0.0	0.5	0.1

Turkey (186)

In Millions of U.S. Dollars

		Exports (FOB)						Imports (CIF)					
		2012	2013	2014	2015	2016	2017	2012	2013	2014	2015	2016	2017
Marshall Islands	867	116.8	155.1	8.8	26.7
Mongolia	948	35.9	48.1	35.3	23.1	24.2	24.4	0.0	0.4	0.1	0.5	5.2	1.8
Myanmar	518	5.4	25.2	37.8	30.7	27.3	31.8	4.2	7.9	9.7	8.1	11.1	25.6
Nauru	836	0.0	0.0	0.1	0.0	0.0	0.0	0.1	0.0
Nepal	558	3.2	3.3	21.9	47.2	10.0	39.9	11.5	12.6	17.4	15.8	31.3	54.9
Papua New Guinea	853	4.9	4.8	4.0	2.6	1.6	5.7	0.0	0.0	0.0	0.1	0.1	0.1
Philippines	566	144.2	135.6	138.1	103.9	106.7	133.0	157.7	181.2	114.0	115.8	122.4	145.9
Samoa	862	0.1	1.1	0.8	0.5	1.0	1.0	0.1	0.0
Solomon Islands	813	0.0	0.0	0.3	0.0	0.0	2.2	2.2	1.4	0.4	0.0	0.0
Sri Lanka	524	37.4	36.7	52.0	51.2	51.6	70.9	84.4	91.0	98.2	87.9	105.1	113.8
Thailand	578	176.4	224.0	210.5	174.1	163.9	165.7	1,312.0	1,300.7	1,276.8	1,209.8	1,482.3	1,983.2
Timor-Leste	537	0.0	0.1	0.1	0.0	0.1	0.1	0.0
Tonga	866	0.2	0.4	0.5	0.4	0.2	0.2	0.0	0.0	0.0
Tuvalu	869	0.2	0.2	1.0	0.4	0.3	0.3	3.8	0.0
Vanuatu	846	1.4	5.9	1.2	1.5	0.4	1.5	4.0	2.7	0.0	17.9	9.7	5.4
Vietnam	582	90.1	107.3	168.1	155.4	233.9	237.3	1,214.0	1,666.8	2,009.9	1,756.3	1,735.9	3,048.0
Asia n.s.	598	84.6	124.9	215.9	89.0	62.2	85.1	8.1	7.7	7.1	20.5	7.4	25.0
Europe	170	25,647.1	28,489.6	28,648.5	22,285.4	20,605.3	24,103.1	46,492.9	45,796.4	44,655.8	37,359.7	30,740.6	37,632.4
Emerg. & Dev. Europe	903	8,309.2	9,201.5	10,392.5	9,600.5	10,771.4	12,694.4	10,988.8	11,527.8	11,257.9	9,914.7	9,735.5	11,271.0
Albania	914	255.9	266.5	318.5	287.4	304.6	387.1	99.0	82.4	96.3	49.6	20.6	24.2
Bosnia and Herzegovina	963	251.5	274.1	322.0	292.6	309.0	348.6	111.6	124.3	171.4	250.1	288.3	269.0
Bulgaria	918	1,685.0	1,971.2	2,040.2	1,676.1	2,383.5	2,803.2	2,753.6	2,760.3	2,846.2	2,254.2	2,142.5	2,773.1
Croatia	960	200.6	201.6	287.4	251.7	277.9	313.8	209.8	193.3	136.9	135.4	133.5	216.9
Faroe Islands	816	0.3	0.1	0.1	121.3	0.2	0.3	0.0	0.1	0.0	0.1	0.1	0.1
Gibraltar	823	109.5	117.8	155.9	18.5	70.5	143.0	0.0	7.7	0.8	7.1	6.8	0.0
Hungary	944	517.9	652.2	693.6	711.8	831.8	1,080.3	1,184.5	1,227.6	1,187.6	1,305.8	1,301.1	1,513.5
Kosovo	967	254.8	279.0	275.6	240.7	260.7	270.4	9.1	10.0	12.8	7.9	8.5	8.5
Macedonia, FYR	962	274.5	294.0	348.0	324.6	378.0	360.3	103.2	81.5	79.2	80.9	82.6	101.1
Montenegro	943	29.1	29.1	35.0	38.3	51.8	60.1	17.9	11.5	7.4	8.0	23.4	24.1
Poland	964	1,853.7	2,058.9	2,401.7	2,329.5	2,650.5	3,070.8	3,058.1	3,184.5	3,082.1	2,977.7	3,244.2	3,445.9
Romania	968	2,495.4	2,616.3	3,008.0	2,815.5	2,671.2	3,139.2	3,236.4	3,592.6	3,363.2	2,599.8	2,195.7	2,480.2
Serbia, Republic of	942	380.9	440.7	506.4	492.5	581.7	717.5	205.5	252.0	273.9	238.3	288.2	414.4
CIS	901	16,328.0	18,170.3	17,060.3	11,678.2	8,926.5	10,311.1	35,428.5	34,201.9	33,318.1	27,375.5	20,940.5	26,294.6
Armenia	911	0.2	0.1	0.0	0.0	0.2	0.4	1.5	1.0	1.4	2.1
Azerbaijan, Rep. of	912	2,584.7	2,960.4	2,874.6	1,898.5	1,285.1	1,357.0	339.9	333.7	291.3	232.4	278.1	350.9
Belarus	913	264.4	303.2	272.3	205.1	357.5	422.0	190.2	186.8	147.7	192.8	102.6	183.0
Georgia	915	1,253.3	1,245.9	1,443.8	1,108.8	1,176.6	1,208.6	180.4	201.7	232.6	223.1	211.7	215.3
Kazakhstan	916	1,068.6	1,039.4	977.5	750.1	623.7	746.2	2,056.1	1,760.1	1,236.3	1,109.8	1,093.9	1,463.2
Kyrgyz Republic	917	257.5	388.3	421.4	294.7	308.9	343.6	45.2	37.0	65.6	76.9	101.1	143.8
Moldova	921	224.5	276.0	286.7	201.6	262.4	284.6	135.1	261.0	246.9	216.9	147.7	180.6
Russian Federation	922	6,680.8	6,964.2	5,943.0	3,588.7	1,733.0	2,734.3	26,625.3	25,064.2	25,288.6	20,401.8	15,162.4	19,514.1
Tajikistan	923	234.9	283.6	277.4	162.8	151.6	155.9	345.2	371.4	160.9	203.8	162.3	197.8
Turkmenistan	925	1,480.1	1,957.5	2,231.2	1,857.9	1,241.5	1,038.0	303.5	653.8	623.3	557.4	422.5	403.6
Ukraine	926	1,829.2	2,189.2	1,729.3	1,121.3	1,253.2	1,340.7	4,394.2	4,516.3	4,242.6	3,448.2	2,547.6	2,817.1
Uzbekistan	927	449.9	562.5	603.0	488.7	533.0	680.1	813.3	815.4	780.7	711.6	709.3	823.3
Europe n.s.	884	1,009.9	1,117.8	1,195.8	1,006.7	907.3	1,097.5	75.6	66.7	79.8	69.5	64.6	66.8
Mid East, N Africa, Pak	440	46,815.5	39,771.8	38,839.3	35,050.7	34,861.8	38,140.5	23,065.4	23,247.3	20,991.3	14,814.0	15,424.6	22,319.6
Afghanistan, I.R. of	512	289.9	228.2	186.2	161.5	145.6	172.3	6.5	10.7	16.5	11.9	9.4	8.8
Algeria	612	1,813.0	2,002.7	2,078.9	1,826.0	1,736.4	1,712.9	924.9	714.1	921.0	740.5	463.8	766.8
Bahrain, Kingdom of	419	208.5	199.1	204.1	225.3	193.3	227.5	158.9	172.5	294.3	104.5	127.8	186.8
Djibouti	611	88.7	67.1	59.7	98.2	77.9	102.5	0.1	0.3	0.1	0.1	0.1	0.4
Egypt	469	3,679.2	3,200.4	3,297.5	3,125.0	2,732.9	2,360.7	1,342.1	1,628.9	1,434.5	1,215.9	1,443.4	1,997.5
Iran, I.R. of	429	9,921.6	4,192.5	3,886.2	3,664.0	4,966.2	3,259.3	11,964.8	10,383.2	9,833.3	6,096.3	4,699.8	7,492.1
Iraq	433	10,822.1	11,948.9	10,887.8	8,550.3	7,636.7	9,054.6	149.3	145.7	268.5	296.5	836.3	1,527.6
Jordan	439	771.0	744.2	907.0	834.8	710.8	682.5	96.0	70.6	126.1	127.9	102.3	112.6
Kuwait	443	290.6	334.9	372.3	482.6	431.3	439.9	278.5	290.6	196.2	141.4	110.7	169.4
Lebanon	446	846.0	818.6	782.6	722.6	734.7	889.3	176.4	187.7	140.0	67.2	81.8	131.2
Libya	672	2,139.4	2,753.1	2,059.9	1,420.1	906.1	880.7	416.2	304.0	243.8	195.8	161.0	248.0
Mauritania	682	110.7	103.8	91.8	97.2	73.2	86.7	4.2	3.6	15.9	12.9	15.1	45.1
Morocco	686	1,014.9	1,192.9	1,406.6	1,337.6	1,469.0	1,657.7	429.5	572.2	639.8	710.6	918.2	924.1

Turkey (186)

In Millions of U.S. Dollars

		Exports (FOB)						Imports (CIF)					
		2012	2013	2014	2015	2016	2017	2012	2013	2014	2015	2016	2017
Oman	449	268.5	374.0	491.0	324.6	243.8	221.4	52.8	150.4	101.4	60.2	49.1	95.0
Pakistan	564	276.1	285.9	259.3	289.2	346.9	352.2	555.0	436.7	435.5	310.5	263.4	323.1
Qatar	453	257.3	244.1	344.7	423.1	439.1	648.9	466.5	373.9	394.6	361.0	271.1	264.1
Saudi Arabia	456	3,676.6	3,191.5	3,047.1	3,472.6	3,172.1	2,734.5	2,171.0	2,014.9	2,343.1	2,117.2	1,835.2	2,110.2
Somalia	726	43.8	58.3	62.1	71.0	115.9	142.9	1.2	1.1	1.5	1.3	2.2	1.0
Sudan	732	279.6	268.7	307.9	424.6	460.5	395.2	11.2	26.3	12.2	24.6	49.6	86.2
Syrian Arab Republic	463	498.0	1,024.5	1,801.0	1,522.3	1,322.0	1,363.2	67.4	84.9	115.5	51.5	65.4	70.6
Tunisia	744	796.7	892.2	915.0	819.1	910.6	912.7	195.6	289.3	196.7	144.1	214.4	206.5
United Arab Emirates	466	8,174.6	4,965.6	4,655.7	4,681.3	5,407.0	9,184.2	3,596.5	5,384.5	3,253.0	2,008.7	3,701.2	5,546.9
West Bank and Gaza	487	62.7	75.5	90.9	82.2	94.4	87.5	0.5	1.1	2.5	2.3	3.4	5.0
Yemen, Republic of	474	485.9	605.2	643.8	395.8	535.5	571.2	0.4	0.2	5.3	11.0	0.0	0.7
Sub-Saharan Africa	603	3,386.5	3,599.8	3,471.3	3,225.6	2,923.5	3,421.5	2,596.8	2,488.7	2,472.5	2,053.4	2,087.7	2,901.1
Angola	614	234.5	263.8	287.6	195.9	128.9	186.5	1.8	8.0	5.0	0.2	5.9	1.4
Benin	638	79.1	127.4	99.6	79.9	84.3	92.9	1.9	1.7	1.5	2.9	2.8	22.4
Botswana	616	1.7	2.9	1.9	1.3	2.9	1.9	0.0	0.0	0.2	0.0	0.0
Burkina Faso	748	12.8	20.5	25.7	21.7	24.7	27.3	222.7	36.9	22.4	46.5	44.7	63.6
Burundi	618	4.2	1.5	2.5	2.5	1.9	2.0	0.0	0.0	0.0	0.0	0.1
Cabo Verde	624	4.4	7.0	6.5	5.2	4.2	4.2	0.0	1.1	3.1	2.6	1.1
Cameroon	622	115.7	102.0	110.7	83.3	66.6	98.0	30.2	45.3	40.4	35.3	45.3	53.9
Central African Rep.	626	1.6	1.3	6.1	0.8	0.8	1.7	4.4	3.0	2.6	3.0	2.8	0.9
Chad	628	9.7	12.8	19.3	17.5	18.5	17.7	9.7	11.4	16.8	21.6	23.7	27.3
Comoros	632	5.4	5.0	6.8	4.7	4.8	6.1	10.5	5.8	1.0	0.8	0.0	3.3
Congo, Dem. Rep. of	636	23.9	39.3	41.1	32.1	25.7	27.1	40.9	63.1	198.2	130.5	34.5	9.4
Congo, Republic of	634	92.1	92.9	97.6	126.4	103.4	57.4	12.2	8.2	83.9	5.1	7.7	8.4
Côte d'Ivoire	662	76.6	85.3	93.2	115.5	109.9	142.4	121.3	132.0	238.7	274.3	251.3	300.8
Equatorial Guinea	642	75.8	73.0	64.3	45.7	23.6	21.6	0.5	0.0	0.3	0.1	0.7	0.0
Eritrea	643	5.0	1.3	6.2	13.9	15.7	13.6	0.0	0.1	0.0	0.0	2.4
Eswatini, Kingdom of	734	0.2	1.6	0.7	1.1	0.5	1.2	0.0	0.0	0.0	0.0	0.0	0.3
Estonia	939	168.7	197.4	177.6	117.8	171.6	105.8	311.3	258.7	293.6	278.1	237.5	300.1
Ethiopia	644	394.6	364.5	329.2	383.6	404.4	338.5	47.0	57.1	67.5	35.7	35.3	31.5
Gabon	646	52.5	93.9	57.3	66.3	24.0	40.2	5.8	3.5	3.0	3.1	1.7	3.4
Gambia, The	648	35.1	34.1	20.8	16.0	18.2	38.4	1.0	0.0	0.1	0.0	0.0	0.0
Ghana	652	223.5	179.0	175.4	219.6	298.5	224.6	303.5	202.2	157.9	168.9	180.5	128.0
Guinea	656	54.7	126.9	66.3	65.0	62.3	95.8	4.8	12.5	5.4	3.8	6.4	18.1
Guinea-Bissau	654	2.2	5.3	6.2	5.4	4.1	3.8	0.6	0.1	0.6	1.5	1.6	0.9
Kenya	664	138.0	129.6	118.2	131.3	127.8	152.3	17.9	15.0	15.7	13.2	13.2	17.1
Lesotho	666	0.5	0.5	0.2	0.3	0.3	1.4	0.0	0.0	0.1	0.0	0.0	0.0
Liberia	668	104.4	109.8	104.0	79.9	64.6	118.6	24.2	11.4	14.9	1.9	9.0	8.7
Madagascar	674	56.8	59.7	54.1	53.7	59.3	73.2	2.1	4.4	6.2	5.8	4.9	5.1
Malawi	676	3.7	5.1	2.3	2.8	2.2	2.7	17.2	17.9	29.3	29.2	16.2	17.0
Mali	678	19.3	20.8	33.5	30.4	64.7	52.2	2.1	0.5	9.6	2.3	9.1	29.9
Mauritius	684	35.5	40.3	37.8	34.3	35.5	65.2	6.2	7.8	7.9	6.7	5.0	3.8
Mozambique	688	36.4	41.4	47.8	43.8	24.2	25.4	156.4	59.0	62.7	72.4	90.8	136.8
Namibia	728	4.0	3.0	9.6	83.7	40.9	55.4	6.8	4.3	3.3	1.8	0.8	0.8
Niger	692	39.0	46.3	35.3	31.3	23.9	38.2	0.1	0.2	0.0	0.1	0.1	0.9
Nigeria	694	438.8	412.7	439.8	314.0	241.6	335.4	113.2	149.4	134.4	190.0	157.8	156.3
Rwanda	714	19.9	9.8	38.4	30.3	29.5	42.6	0.0	0.4	0.0	0.1	0.1	0.1
São Tomé & Príncipe	716	0.4	0.5	0.5	0.5	0.7	1.0	0.0	0.6	2.9	0.0
Senegal	722	128.4	119.3	165.6	128.2	154.4	243.6	2.2	5.6	4.5	5.5	6.1	4.9
Seychelles	718	9.2	10.3	9.1	7.7	6.2	6.9	2.8	1.1	4.9	9.0	5.3	13.9
Sierra Leone	724	35.9	47.3	45.7	44.0	39.7	50.6	47.9	23.6	26.2	1.8	4.1	0.9
South Africa	199	381.8	619.7	545.2	489.2	405.9	485.1	1,289.8	1,479.3	1,189.4	918.5	1,058.1	1,744.4
South Sudan, Rep. of	733	0.2	2.5	0.2
Tanzania	738	130.6	140.7	151.8	116.4	95.6	115.8	26.0	43.1	34.9	34.6	23.1	48.7
Togo	742	254.9	89.1	54.4	45.1	34.1	58.9	45.7	46.3	45.6	8.7	5.8	12.1
Uganda	746	22.5	23.3	26.4	22.1	21.0	23.7	3.6	9.8	11.5	7.1	10.9	8.6
Zambia	754	13.0	21.5	22.0	28.9	14.3	16.6	6.0	1.3	12.8	3.1	5.2	5.2
Zimbabwe	698	8.4	7.8	4.9	4.4	4.6	5.4	7.9	16.6	9.2	4.8	11.9	10.7
Africa n.s.	799	0.0	4.3	6.0	0.1	0.0	0.1	0.0

Turkey (186)

In Millions of U.S. Dollars

		Exports (FOB)						Imports (CIF)					
		2012	2013	2014	2015	2016	2017	2012	2013	2014	2015	2016	2017
Western Hemisphere	205	2,914.4	3,052.5	2,758.5	2,136.8	1,931.7	2,368.7	5,142.4	5,008.9	5,040.6	4,681.7	5,039.1	6,853.9
Anguilla	312	0.1	0.1	0.0	0.0
Antigua and Barbuda	311	7.9	10.1	15.0	7.7	4.6	5.5	5.3	3.7	0.1	1.8	0.8	0.6
Argentina	213	316.5	318.2	141.3	118.3	126.9	159.3	367.9	394.1	325.4	234.5	382.2	450.3
Aruba	314	1.0	0.3	0.7	0.6	0.9	1.0	5.1	0.0	0.0	0.0	0.0
Bahamas, The	313	10.5	9.7	13.6	13.5	9.9	9.8	8.4	136.3	4.8	16.5	0.0	0.0
Barbados	316	4.0	2.8	8.2	4.4	5.4	5.4	0.1	0.0	1.1	0.0	0.0	1.1
Belize	339	6.1	14.7	19.5	7.0	5.7	4.7	4.5	6.7	7.8	3.0	1.5	1.0
Bermuda	319	1.0	0.6	1.3	1.0	0.8	0.8	0.1	13.4	0.1	4.0	0.0	0.0
Bolivia	218	12.0	16.1	16.0	15.5	14.6	21.1	5.8	1.9	3.7	0.9	18.3	73.8
Brazil	223	1,002.8	936.1	794.2	458.4	333.7	384.9	1,770.1	1,408.8	1,728.7	1,792.2	1,788.0	2,544.9
Chile	228	174.9	219.3	198.6	187.9	217.2	254.6	466.0	405.9	363.3	282.6	233.0	265.0
Colombia	233	152.1	124.6	183.1	185.9	185.1	184.7	814.1	674.7	814.1	800.8	953.0	1,610.7
Costa Rica	238	20.3	34.8	48.9	48.0	46.9	51.6	76.3	82.3	67.9	49.7	43.7	43.5
Curacao	354	4.4	0.4	11.2	8.4
Dominica	321	1.2	0.8	0.5	0.6	0.5	0.5	0.5	1.8	0.1	0.1	0.2
Dominican Republic	243	45.0	45.9	66.1	40.4	40.4	68.1	10.0	15.7	15.9	16.1	12.5	15.4
Ecuador	248	51.3	79.0	77.8	37.4	38.5	38.3	105.7	98.1	91.1	81.6	97.3	99.7
El Salvador	253	2.0	3.2	2.1	4.4	5.6	25.7	0.5	0.5	0.5	1.3	5.0	3.9
Falkland Islands	323	0.0	0.0	0.0	0.1	0.0	0.0
Greenland	326	0.0	0.0	0.0	0.0	51.5	0.0	0.0	0.1	0.0	0.0	0.0
Grenada	328	2.8	0.6	0.2	0.8	0.7	1.5	0.0	0.0	0.0	0.0
Guatemala	258	27.6	19.7	20.7	24.3	30.8	38.6	7.1	10.9	10.8	16.1	11.0	10.6
Guyana	336	15.0	12.4	11.2	10.8	10.1	22.9	2.6	4.4	3.6	0.1	0.0	4.1
Haiti	263	20.7	25.7	22.5	22.6	21.8	86.3	0.3	0.5	0.2	0.1	0.3	0.3
Honduras	268	12.9	9.9	8.2	8.5	7.1	13.8	2.1	3.3	2.2	2.7	3.9	4.4
Jamaica	343	41.8	35.8	46.3	18.4	17.4	51.1	0.1	0.3	0.5	0.2	0.1	0.1
Mexico	273	206.0	238.7	312.0	344.1	443.7	441.4	867.2	1,000.8	944.7	860.7	820.9	771.9
Netherlands Antilles	353	5.2	39.0	5.8	4.8	4.6	2.0	0.1	4.7
Nicaragua	278	8.1	6.5	3.8	3.6	4.0	10.9	0.2	0.1	0.1	0.3	0.3	0.3
Panama	283	225.1	230.4	208.4	166.1	96.0	197.8	38.5	47.8	23.7	19.0	12.2	28.8
Paraguay	288	12.1	20.8	31.7	17.3	19.1	29.6	150.3	280.7	360.2	140.4	260.4	300.5
Peru	293	246.4	275.6	288.0	197.1	86.2	108.5	101.2	94.3	74.8	62.4	59.9	75.6
St. Kitts and Nevis	361	12.0	9.9	9.3	4.2	3.5	2.3	2.1	3.7	4.0	0.0	6.9	7.1
St. Lucia	362	0.5	0.8	0.6	1.1	1.6	1.9	0.0	0.0	0.0	0.0	0.1	0.2
St. Vincent & Grens.	364	7.2	15.6	23.6	21.5	3.5	3.4	10.7	9.6	8.7	0.2	0.9
Suriname	366	6.3	4.9	12.1	16.6	8.4	12.4	0.2	0.0	0.1	0.3	0.4	0.3
Trinidad and Tobago	369	36.2	43.1	50.1	35.3	30.2	50.7	14.8	3.6	12.5	24.2	16.3	25.0
Uruguay	298	45.6	44.1	49.7	45.9	37.1	41.7	98.0	109.3	47.1	158.2	234.4	388.7
Venezuela, Rep. Bol.	299	156.3	75.8	48.6	18.7	18.0	37.5	197.7	193.6	122.6	107.0	65.3	116.5
Western Hem. n.s.	399	18.3	126.9	18.9	44.1	4.3	0.0	0.2	0.0
Other Countries n.i.e	910	10.3	20.4	18.6	14.7	6.9	20.5	9.7	19.8	16.6	31.7	20.0	15.3
Cuba	928	10.1	14.0	12.8	10.1	6.3	20.4	6.2	16.3	15.5	17.0	13.7	13.5
Korea, Dem. People's Rep.	954	0.2	6.4	5.7	4.7	0.6	0.1	3.5	3.5	1.1	14.7	6.3	1.8
Special Categories	899	2,294.9	2,412.8	2,269.8	1,906.8	1,821.5	1,994.5	1,045.8	1,267.9	1,260.8	1,227.2	1,434.9	1,564.5
Countries & Areas n.s.	898	5.5	6.2	5.7	9.3	20.3	12.3	12,589.1	13,413.4	13,648.4	9,781.9	6,738.1	8,239.7
Memorandum Items													
Africa	605	7,533.9	8,185.4	8,393.3	7,899.2	7,766.8	8,429.6	4,163.5	4,095.6	4,259.7	3,687.6	3,751.1	4,931.0
Middle East	405	42,102.0	34,672.1	33,471.8	29,926.5	29,525.8	32,605.3	20,937.3	21,193.0	18,752.1	12,857.4	13,488.4	19,957.6
European Union	998	59,402.9	63,046.7	68,518.0	64,006.0	68,343.9	73,906.2	87,659.0	92,463.1	88,786.8	78,685.1	77,501.2	85,205.1
Export earnings: fuel	080	51,184.6	45,026.0	42,045.1	34,624.2	31,385.4	35,805.6	50,785.9	48,898.2	46,581.5	35,669.0	30,560.5	42,262.0
Export earnings: nonfuel	092	101,277.2	106,776.6	115,565.1	109,219.8	111,144.2	121,187.3	185,759.3	202,763.1	195,595.6	171,566.7	168,057.7	191,537.6

Turkmenistan (925)

In Millions of U.S. Dollars

		Exports (FOB)						Imports (CIF)					
		2012	2013	2014	2015	2016	2017	2012	2013	2014	2015	2016	2017
IFS World	
World	001	9,626.3	11,001.1	11,387.4	9,563.7	7,667.9	7,594.7	8,221.0	8,042.4	8,354.5	6,055.6	5,274.4	4,634.6
Advanced Economies	110	887.7	1,094.0	1,007.5	405.6	575.6	221.9	2,253.1	1,910.6	2,299.4	1,492.7	2,238.1	1,606.3
Euro Area	163	658.9	586.8	760.9	290.3	535.3	181.5	1,266.0	1,216.6	1,315.1	1,012.2	1,121.1	902.0
Austria	122	0.2	1.9	2.1	3.8	1.5	1.0	60.4	35.8	177.9	61.3	42.3	35.8
Belgium	124	9.9	1.2	1.6	1.0	1.3	0.3	32.5	17.1	22.0	18.8	34.2	16.2
Cyprus	423	0.0	0.3	0.0	0.1	0.1	0.2	0.1
Estonia	939	0.0	0.0	12.6	7.5	10.0	2.7	1.5	4.2
Finland	172	0.1	0.0	1.6	0.0	22.8	12.3	13.0	12.6	15.1	13.1
France	132	25.4	2.3	31.8	2.4	32.5	3.9	240.1	179.7	265.8	111.6	144.2	88.0
Germany	134	92.6	11.8	174.4	9.7	53.0	4.8	437.7	546.8	387.3	355.3	411.5	437.0
Greece	174	44.8	25.0	32.0	40.8	25.0	8.3	8.0	7.1	6.6	58.7	2.2
Ireland	178	0.1	0.3	2.7	6.7	1.1	0.4	1.4	1.7	2.7	1.8	5.4	30.4
Italy	136	507.4	457.4	501.3	172.3	398.7	127.7	230.2	195.4	226.6	247.4	262.6	134.0
Latvia	941	0.0	1.0	0.0	0.0	0.0	9.3	11.0	14.4	24.5	24.5	15.9
Lithuania	946	2.3	3.1	4.8	0.3	0.8	0.4	28.4	36.2	36.6	35.6	21.0	12.4
Luxembourg	137	0.0	3.3	2.0	1.2	4.0	0.9	2.0
Malta	181	0.0	0.0	3.6	17.3	0.0	0.0	2.8
Netherlands	138	1.1	7.9	2.6	2.5	0.9	2.2	121.4	91.3	85.1	82.0	50.2	84.2
Portugal	182	10.2	4.9	2.5	0.9	1.2	2.8	2.6	4.3	4.6	2.0	2.4	0.7
Slovak Republic	936	0.5	0.0	0.0	0.1	4.0	5.9	3.1	3.6	1.7	2.0
Slovenia	961	e 0.3	e 0.0	e 0.0	11.7	17.1	21.2	19.7	23.6	12.7
Spain	184	9.4	50.0	11.8	57.2	3.4	12.9	35.4	44.7	19.2	22.8	21.3	8.4
Australia	193	0.0	0.4	0.9	1.6	1.6	0.6	1.0	1.2	0.6	0.4	0.9
Canada	156	0.8	1.0	1.6	1.5	0.3	0.1	52.9	14.8	13.3	5.5	5.2	24.6
China,P.R.: Hong Kong	532	0.6	0.5	0.5	0.6	0.3	0.1	1.7	2.7	19.4	7.8	7.8	3.8
Czech Republic	935	0.4	1.4	0.1	0.0	0.4	0.3	24.0	25.2	28.7	22.3	26.0	21.3
Denmark	128	0.9	0.0	0.1	0.0	0.0	9.4	9.1	9.3	9.9	5.2	27.1
Israel	436	0.0	0.1	6.4	4.1	8.3	23.7	2.2	4.7
Japan	158	0.0	0.0	0.1	0.1	0.1	0.1	127.9	59.3	64.3	28.5	430.2	86.4
Korea, Republic of	542	0.8	0.1	0.1	0.0	0.1	0.1	205.1	149.7	204.6	193.1	392.1	149.4
New Zealand	196	e 0.0	e 0.0	e 0.0	e 0.0	e 0.0	e 0.0	0.8	0.2	0.2	0.2
Norway	142	0.0	0.0	0.1	0.1	0.3	17.1	17.9	1.0	1.0	0.6
Singapore	576	0.1	0.4	0.0	0.5	1.1	0.3	13.5	18.8	23.4	20.0	10.3	14.3
Sweden	144	0.0	0.0	0.0	0.0	0.0	0.0	6.4	29.2	9.7	20.1	47.4	1.9
Switzerland	146	28.2	0.9	28.6	0.7	0.7	0.5	35.9	30.1	23.5	18.1	23.3	19.7
Taiwan Prov.of China	528	1.4	47.9	0.1	0.0	0.0	3.8	2.4	2.3	1.4	5.3	0.1
United Kingdom	112	110.1	425.7	195.9	58.3	18.8	24.1	400.9	52.9	75.3	43.0	48.0	50.3
United States	111	85.3	29.4	19.1	52.8	16.8	13.0	97.5	277.5	482.9	85.4	112.8	298.9
Emerg. & Dev. Economies	200	8,738.6	9,907.1	10,379.9	9,158.1	7,092.4	7,372.8	5,967.9	6,131.9	6,055.1	4,563.0	3,036.3	3,028.3
Emerg. & Dev. Asia	505	7,739.4	8,546.1	9,240.9	7,645.7	5,420.7	6,337.3	1,902.6	1,311.8	1,154.9	974.4	462.1	492.9
Bangladesh	513	e 160.4	e 140.3	e 246.5	e 205.9	e 146.0	e 112.5
China,P.R.: Mainland	924	7,568.0	8,389.7	8,977.5	7,384.5	5,248.4	6,202.9	1,801.7	1,210.4	1,011.0	862.6	361.4	403.2
Fiji	819	e 0.1
India	534	8.7	12.0	14.6	43.9	20.5	13.5	74.5	55.6	106.6	85.6	60.7	63.2
Indonesia	536	e 1.2	e 2.8	e 0.3	e 7.9	e 2.1	e 1.8	4.5	2.3	3.6	6.1	7.9	4.6
Malaysia	548	0.1	0.1	0.1	0.1	0.9	2.7	12.4	35.3	24.8	13.2	22.0	14.5
Myanmar	518	e 0.0	e 1.9
Philippines	566	e 0.0	e 0.1	e 0.0	e 0.0	e 0.0	e 0.0
Sri Lanka	524	e 0.0	0.9	0.4	0.7	0.7	0.3
Thailand	578	1.0	1.2	1.9	3.3	2.8	2.1	8.6	7.7	8.2	7.0	9.4	7.1
Europe	170	944.7	1,225.4	981.2	881.9	1,304.2	975.6	4,011.2	4,808.2	4,880.3	3,573.4	2,558.3	1,870.5
Emerg. & Dev. Europe	903	401.5	692.2	673.0	623.6	513.3	439.6	1,655.3	2,268.4	2,551.3	2,148.0	1,442.1	1,166.5
Albania	914	69.9	10.7	0.0	0.7	1.2	e 0.1	e 0.2	e 0.0	e 0.7
Bosnia and Herzegovina	963	e 0.0	e 0.0	e 0.1	e 0.0	e 0.0	e 0.1	e 0.0	e 0.8
Bulgaria	918	37.8	67.3	46.7	6.6	9.7	9.3	23.3	8.3	27.3	11.4	3.1	2.7
Croatia	960	e 0.0	e 0.1	e 0.4	e 0.3	e 42.0	e 41.7	e 2.5	e 1.3
Hungary	944	0.0	0.1	0.0	0.1	1.6	0.0	15.6	121.7	28.5	56.2	31.9	15.8
Macedonia, FYR	962	e 2.1	e 1.0	e 1.4	e 0.5	e 0.9	e 0.1	0.1	0.1	0.3	0.2	0.1
Poland	964	1.5	3.3	4.6	1.6	2.8	1.2	39.3	46.9	63.4	51.1	57.6	40.9

Turkmenistan (925)

In Millions of U.S. Dollars

		Exports (FOB)						Imports (CIF)					
		2012	2013	2014	2015	2016	2017	2012	2013	2014	2015	2016	2017
Romania	968	3.7	3.5	20.6	88.7	98.6	46.9	7.2	15.7	22.8	17.2	29.1	5.7
Serbia, Republic of	942	e 0.1	e 0.1	e 0.6	e 0.2	e 0.3	e 0.2	e 0.5	e 0.3	e 1.7	e 0.2	e 1.3
Turkey	186	286.3	616.8	588.0	525.8	398.6	380.7	1,568.9	2,074.9	2,365.1	1,969.3	1,316.0	1,100.3
CIS	901	543.2	533.2	308.3	258.3	790.9	536.0	2,355.9	2,539.8	2,329.0	1,425.4	1,116.2	704.0
Armenia	911	13.4	2.5	1.1	0.5	4.4	9.6	14.6	20.2	15.8	18.4	5.1	6.4
Azerbaijan, Rep. of	912	30.9	45.6	12.5	36.3	103.8	62.5	42.2	40.3	13.9	120.6	57.4
Belarus	913	5.9	3.6	5.9	1.9	7.3	3.5	245.4	335.1	200.1	97.0	119.6	65.1
Georgia	915	28.9	45.2	65.4	104.9	71.6	112.8	8.4	15.0	15.2	17.0	11.0	22.9
Kazakhstan	916	168.9	205.3	114.5	60.1	202.3	41.7	175.5	185.9	375.2	121.4	73.3	58.4
Kyrgyz Republic	917	1.7	1.6	3.7	4.1	0.4	5.5	5.4	6.7	6.0	5.2
Moldova	921	3.8	3.0	2.5	0.0	0.0	0.9	1.0	1.9	1.1	0.7
Russian Federation	922	173.4	131.5	85.8	69.3	312.5	79.5	1,283.2	1,515.7	1,225.3	968.5	604.8	364.9
Ukraine	926	116.4	94.8	23.2	15.4	32.4	85.2	559.9	419.3	457.2	180.6	115.5	66.7
Uzbekistan	927	120.0	99.5	59.2	56.4
Mid East, N Africa, Pak	440	52.4	132.7	154.3	626.0	364.9	44.1	37.7	8.2	10.3	10.4	13.6	657.6
Afghanistan, I.R. of	512	596.6	335.3	1.0	1.9
Algeria	612	e 0.0	e 0.0	e 0.0	e 652.9
Bahrain, Kingdom of	419	0.3	0.0	0.0	0.0	0.0	0.0	0.0	4.0
Egypt	469	2.5	6.4	5.0	1.8	0.1	0.4	0.5	0.4
Jordan	439	e 0.1	e 0.0	0.5	0.0
Kuwait	443	0.7	0.4	0.3	0.2	0.1
Lebanon	446	0.1	0.2	0.1	0.1	0.1	0.0	0.5	0.2	0.2	0.0
Mauritania	682	e 0.0	e 6.6
Morocco	686	e 0.2	e 0.5	e 0.4	e 3.2	e 0.1	e 0.6	e 0.0	e 0.0	e 0.2
Oman	449	e 28.8	e 1.5	e 0.8	e 0.1
Pakistan	564	7.5	16.1	14.9	13.9	23.5	15.9	1.4	2.6	7.4	8.7	4.2	3.4
Qatar	453	e 0.3	e 3.2	e 0.1	e 0.4	e 3.5	e 1.4	e 2.4	e 0.2
Saudi Arabia	456	0.1	0.0	0.1	0.5
Tunisia	744	e 0.0	e 0.1	e 0.0	e 0.1	e 0.0	e 0.0	e 0.3	e 0.5	e 0.6
United Arab Emirates	466	41.6	108.3	130.3	10.1	5.7	27.3
Sub-Saharan Africa	603	0.0	0.3	0.1	0.1	0.3	1.3	1.9	1.0	0.8	0.1	0.2	0.0
Cameroon	622	e 0.0	e 1.1	e 0.0
Congo, Republic of	634	e 0.0	e 0.2
Estonia	939	0.0	0.0	12.6	7.5	10.0	2.7	1.5	4.2
Kenya	664	e 0.2	e 0.1	0.0	0.0
Mauritius	684	e 0.1	e 0.0
South Africa	199	e 0.0	e 0.3	e 0.0	e 0.1	e 0.0	e 0.0	e 1.7	e 1.0	e 0.7	e 0.1	e 0.2
Western Hemisphere	205	2.1	2.6	3.4	4.3	2.3	14.4	14.5	2.6	8.8	4.7	2.0	7.3
Argentina	213	e 0.0	e 0.0	e 0.0	e 0.0	e 0.0	e 9.2	e 0.2	e 0.1	e 0.1	e 0.5	e 0.1
Brazil	223	0.0	0.1	0.0	0.0	0.0	5.6	1.2	1.9	4.7	2.9	0.6	1.9
Chile	228	e 0.4	e 0.0	e 0.0	e 0.0	e 0.0
Colombia	233	e 0.0	e 0.1	e 0.1	e 0.1	e 0.0	e 0.0	e 0.0	e 0.0	e 0.0	e 0.0	e 0.0	e 0.0
Dominican Republic	243	e 0.1	e 0.1	e 0.0	e 0.1
Ecuador	248	e 0.0	e 0.0	e 0.0	e 0.0	e 0.2	e 0.2	e 1.4	e 0.5	e 0.9
Honduras	268	e 0.0	e 0.1	e 0.0
Mexico	273	e 1.6	e 2.4	e 3.1	e 4.0	e 2.2	e 8.7	e 4.1	e 0.4	e 3.8	e 0.3	e 0.5	e 4.4
Memorandum Items													
Africa	605	0.3	0.9	0.6	3.3	0.4	2.0	8.5	1.1	0.8	0.4	0.9	653.5
Middle East	405	44.6	116.1	139.0	12.3	6.0	27.6	29.8	5.6	2.9	0.4	6.9	0.7
European Union	998	813.5	1,088.0	1,029.0	445.6	667.4	263.2	1,792.5	1,525.9	1,622.1	1,285.0	1,371.8	1,068.9
Export earnings: fuel	080	415.1	491.9	346.7	139.9	557.0	252.6	1,550.5	1,749.0	1,643.2	1,105.2	805.6	1,135.1
Export earnings: nonfuel	092	9,211.2	10,509.2	11,040.8	9,423.8	7,111.0	7,342.1	6,670.5	6,293.4	6,711.3	4,950.4	4,468.7	3,499.5

Tuvalu (869)

In Millions of U.S. Dollars

		Exports (FOB)						Imports (CIF)					
		2012	2013	2014	2015	2016	2017	2012	2013	2014	2015	2016	2017
IFS World	
World	001	10.5	1.8	2.9	2.7	1.2	1.3	72.8	61.9	56.7	42.0	32.5	43.9
Advanced Economies	110	3.0	1.1	1.1	1.3	0.3	0.4	40.0	57.9	51.5	34.3	29.2	33.0
Euro Area	163	0.0	0.2	0.0	0.0	0.0	0.1	0.1	0.1	0.0	0.2	0.3	0.6
Austria	122	e 0.0	e 0.0	e 0.0	e 0.1
Germany	134	e 0.0	e 0.0	e 0.0	e 0.0	e 0.1	0.0	0.0	0.0	0.0
Greece	174	0.1	0.3	0.5
Italy	136	e 0.2	e 0.0	0.0	0.1	0.0	0.1
Netherlands	138	e 0.0	e 0.0	e 0.0	e 0.0	e 0.0	e 0.0	e 0.0	e 0.1	e 0.0	e 0.0
Australia	193	0.0	0.0	0.0	0.0	0.0	0.0	2.7	2.9	2.7	8.4	2.8	4.8
China,P.R.: Hong Kong	532	0.1	0.1	0.1	0.3	0.3	0.2
Czech Republic	935	e 0.1	e 0.5
Israel	436	0.1	0.1	0.1	0.1	0.1	0.1
Japan	158	0.0	0.0	2.1	4.2	1.8	2.4	2.0	2.2
Korea, Republic of	542	2.8	0.7	0.4	0.0	0.0	0.4	0.5	0.5	0.5	0.5	5.1
New Zealand	196	0.0	0.0	0.0	0.0	0.0	0.0	2.0	1.9	6.9	3.7	3.1	3.4
Norway	142	e 0.0	0.9
Singapore	576	e 0.0	e 0.0	e 0.0	e 0.1	e 0.2	e 0.0	30.5	46.9	38.2	16.4	17.5	14.8
Taiwan Prov.of China	528	e 0.0	e 0.1	e 0.4	e 0.0	e 0.0	e 0.3	e 0.1
United Kingdom	112	e 0.0	e 1.0	e 0.5	e 0.0	e 0.0	0.0	0.0	0.0
United States	111	0.0	0.0	0.1	0.2	0.1	0.2	1.2	1.1	1.2	1.2	2.3	1.7
Emerg. & Dev. Economies	200	7.5	0.6	1.7	1.4	0.8	0.9	32.8	4.0	5.2	7.6	3.4	10.9
Emerg. & Dev. Asia	505	2.8	0.0	1.5	1.1	0.0	0.1	29.3	3.2	3.6	5.3	2.3	5.7
China,P.R.: Mainland	924	e 0.0	e 0.0	e 0.9	e 0.0	e 0.0	4.4	0.2	0.1	0.5	0.2	0.6
Fiji	819	0.3	0.0	0.2	0.1	0.0	0.0	16.2	1.2	1.0	2.6	1.2	3.2
India	534	e 0.0	e 1.3	e 0.0	e 0.0	0.0	0.0	0.0	0.0	0.0
Indonesia	536	2.6	0.0	0.0	0.0	0.0	0.0	0.5	0.5	1.1	0.4	0.4	0.5
Malaysia	548	e 0.0	e 0.0	0.9	0.7	0.9	0.6	0.0
Philippines	566	0.0	0.1	0.0
Asia n.s.	598	7.2	0.5	0.4	1.1	0.5	1.4
Europe	170	3.7	0.1	0.0	0.0	0.3	0.2	2.0	0.1	0.0	0.0	0.1
Emerg. & Dev. Europe	903	3.7	0.1	0.0	0.0	0.3	0.2	0.0	0.1	0.0	0.0	0.1
Bosnia and Herzegovina	963	e 0.0	e 0.0	e 0.0	e 0.3	e 0.2
Bulgaria	918	e 0.0	e 0.0	e 0.1	e 0.0	e 0.0
Macedonia, FYR	962	e 0.1	e 0.0	e 0.0	e 0.0	e 0.0
Poland	964	e 0.0	e 0.0	e 0.0	e 0.1
Turkey	186	e 3.6	e 0.0
CIS	901	0.0	0.0	0.0	0.0	2.0	0.0
Russian Federation	922	e 0.0	e 0.0	e 0.0	e 2.0
Mid East, N Africa, Pak	440	0.7	0.0	0.0	0.0	0.0	0.2	0.0	0.0	0.0	0.0	0.0
Mauritania	682	e 0.6	e 0.0	e 0.0
United Arab Emirates	466	e 0.2
Sub-Saharan Africa	603	0.2	0.3	0.1	0.2	0.2	0.2	1.4	0.5	0.9	2.3	1.1	2.2
Côte d'Ivoire	662	e 0.0	e 0.2	e 0.1	e 0.1	e 0.1
Namibia	728	e 0.1	e 0.1
Nigeria	694	e 0.2	e 0.2	e 0.2	e 0.2	e 0.2
South Africa	199	e 0.0	e 0.0	e 0.1	e 0.0	e 0.0	e 0.1	1.4	0.4	0.6	1.0	1.0	2.1
Tanzania	738	e 0.1
Togo	742	e 1.1
Western Hemisphere	205	0.0	0.2	0.1	0.1	0.3	0.2	0.0	0.2	0.7	0.0	0.0	2.9
Brazil	223	e 0.0	e 0.1	e 0.0	e 0.0	e 0.0	e 0.0	0.0	0.1	0.7	0.0	0.0
Chile	228	e 0.0	e 0.0	0.0	2.7
Colombia	233	e 0.0	e 0.0	e 0.1
Guyana	336	e 0.1
Mexico	273	e 0.0	e 0.0	e 0.0	e 0.1	e 0.3	e 0.1
St. Kitts and Nevis	361	e 0.0	e 0.1	e 0.0	e 0.0	e 0.0
Trinidad and Tobago	369	e 0.0	e 0.1
Venezuela, Rep. Bol.	299	e 0.1	e 0.0	e 0.0	e 0.0
Memorandum Items													
Africa	605	0.9	0.3	0.1	0.2	0.2	0.2	1.5	0.5	0.9	2.3	1.1	2.2

Tuvalu (869)

In Millions of U.S. Dollars

		Exports (FOB)						Imports (CIF)					
		2012	2013	2014	2015	2016	2017	2012	2013	2014	2015	2016	2017
Middle East	405	0.0	0.0	0.0	0.0	0.2	0.0	0.0	0.0	0.0
European Union	998	0.1	0.3	1.0	0.5	0.1	0.2	0.5	0.1	0.0	0.2	0.4	0.7
Export earnings: fuel	080	0.2	0.3	0.1	0.2	0.2	0.4	2.0	0.1	0.0	0.0	0.0	0.0
Export earnings: nonfuel	092	10.3	1.5	2.8	2.5	1.0	0.9	70.8	61.8	56.7	42.0	32.5	43.9

Uganda (746)

In Millions of U.S. Dollars

		Exports (FOB)						Imports (CIF)					
		2012	2013	2014	2015	2016	2017	2012	2013	2014	2015	2016	2017
IFS World		2,832.4	2,838.2	2,742.2	2,670.3	2,476.8	5,255.2	4,916.2	5,117.6	4,769.2	4,822.2
World	001	2,357.5	2,232.3	1,981.7	1,998.6	2,296.9	2,910.7	6,026.6	5,817.5	6,073.5	5,528.1	4,830.1	5,665.8
Advanced Economies	110	643.1	698.6	661.4	586.6	562.6	714.0	1,310.0	1,467.2	1,366.8	1,233.4	1,005.5	1,121.7
Euro Area	163	330.9	364.4	422.4	388.8	388.4	514.6	414.0	516.5	457.2	443.2	381.5	377.5
Austria	122	8.2	5.4
Belgium	124	47.3	59.1	89.8	69.0	67.8	107.7	50.7	75.2	64.3	33.3	58.4	49.1
Cyprus	423	2.8	2.0	1.1	1.0	1.1	1.0
Finland	172	0.2	0.1	0.1	0.0	0.4	2.0	3.2	4.0	8.1	6.4	4.5	3.1
France	132	20.3	17.4	16.1	8.7	9.8	10.9	75.6	131.3	91.4	113.5	27.9	29.1
Germany	134	70.8	83.0	75.1	76.5	76.4	86.5	129.2	111.2	117.7	108.1	103.8	109.6
Greece	174	3.7	4.5	5.2	5.1	4.1	6.8	0.6	0.9	5.2	7.1	0.8	7.2
Ireland	178	21.0	26.6	26.6	23.8	23.5	26.5
Italy	136	46.6	57.2	98.5	101.4	99.5	139.1	54.5	38.4	37.4	31.4	41.1	49.3
Latvia	941	12.3	3.1
Lithuania	946	1.7	1.7	21.0	10.1	15.4	2.7
Netherlands	138	95.5	103.7	89.4	78.2	80.0	101.4	59.7	108.1	58.6	91.1	59.8	67.6
Portugal	182	12.4	7.5	10.0	12.4	14.1	20.5	1.2	2.3	1.8	1.3	2.0	4.0
Slovenia	961	1.7	1.8	1.4	1.3	1.9	3.5
Spain	184	32.5	30.2	36.7	36.0	34.5	36.1	13.7	14.7	24.0	16.1	22.8	19.8
Australia	193	2.2	1.4	2.0	1.4	2.7	3.5	16.5	25.8	18.8	7.5	3.1	15.7
Canada	156	1.6	7.3	7.6	7.2	7.4	4.1	23.9	25.0	27.9	21.6	19.4	19.9
China,P.R.: Hong Kong	532	28.6	27.1	36.0	36.6	39.0	39.3	49.3	53.3	39.2	48.7	25.9	17.3
Czech Republic	935	1.3	1.5	3.2	5.6	20.6	9.9
Denmark	128	2.9	2.8	2.7	2.4	5.2	0.6	24.2	19.6	14.7	31.3	24.4	15.8
Iceland	176	0.3	0.6	0.4	0.2	0.3	0.1
Israel	436	7.8	5.8	11.5	9.9	8.5	12.1	6.9	6.2	7.2	7.2	5.0	5.4
Japan	158	5.7	4.7	6.1	14.6	7.9	17.7	323.7	331.7	354.6	346.8	245.6	371.7
Korea, Republic of	542	0.1	2.1	5.9	5.1	3.4	3.0	49.8	39.5	88.8	44.1	32.1	41.1
New Zealand	196	0.2	0.2	0.2	0.3	0.1	0.1	1.6	0.6	0.3	0.6	0.8	0.6
Norway	142	0.6	0.4	2.5	1.0	0.4	0.6	1.9	3.5	6.2	4.6	3.9	13.9
Singapore	576	54.0	36.5	31.8	15.7	14.3	22.5	67.8	154.3	73.9	42.1	36.4	22.8
Sweden	144	2.7	3.1	3.4	3.9	5.0	7.5	49.8	28.3	21.9	20.8	16.4	19.5
Switzerland	146	123.5	158.3	55.6	37.0	34.5	18.1	23.3	18.1	25.0	20.6	26.7	24.3
Taiwan Prov.of China	528	0.4	0.3	0.7	0.5	0.5	0.6	32.3	18.1	39.0	15.7	12.2	12.1
United Kingdom	112	58.0	47.5	33.3	29.3	16.5	14.0	126.9	103.4	99.4	83.5	74.4	71.2
United States	111	23.8	36.7	39.8	33.0	28.7	55.8	96.5	121.1	89.2	89.4	76.9	83.0
Emerg. & Dev. Economies	200	1,563.9	1,370.4	1,143.3	1,258.1	1,638.0	2,183.6	4,703.4	4,338.7	4,693.5	4,281.4	3,822.5	4,543.8
Emerg. & Dev. Asia	505	58.4	65.3	111.4	105.9	114.6	123.0	2,317.3	2,533.5	2,621.7	2,336.9	2,043.7	2,124.6
Bangladesh	513	1.8	2.6	2.6	5.0	3.9	4.0
China,P.R.: Mainland	924	29.1	38.0	66.0	57.7	27.5	30.1	684.2	622.0	739.6	875.0	886.1	992.2
India	534	14.4	13.9	27.9	24.7	45.1	43.5	1,266.2	1,559.9	1,490.2	1,153.9	834.9	736.3
Indonesia	536	0.2	0.2	1.3	2.8	10.0	17.7	235.6	171.1	224.1	203.6	190.1	241.6
Malaysia	548	6.4	9.6	14.3	18.3	25.4	15.1	50.9	63.9	83.5	28.3	47.4	61.9
Philippines	566	1.0	1.4	1.4	1.8	2.2	1.8
Sri Lanka	524	1.6	1.2	1.0	1.4	2.3	3.7
Thailand	578	1.9	0.3	0.4	0.6	1.1	1.8	67.4	78.7	67.6	45.9	38.3	54.7
Vietnam	582	6.5	3.3	1.6	1.8	1.8	6.4	8.7	32.8	11.7	22.0	38.5	21.0
Asia n.s.	598	3.6	8.2	0.0	7.3
Europe	170	25.3	38.5	27.4	25.4	43.6	39.1	191.8	127.5	180.0	171.4	119.0	161.9
Emerg. & Dev. Europe	903	16.6	21.5	20.1	16.1	27.0	24.4	75.5	40.1	52.9	71.7	51.4	56.9
Bulgaria	918	0.7	1.8	0.9	0.3	0.5	0.5
Croatia	960	0.0	0.8	2.0	1.1	2.5	0.0	0.1	0.4	0.6	0.3	0.9
Hungary	944	1.4	0.9	0.0	0.0	0.0	0.0	21.0	3.5	7.2	8.1	8.3	4.7
Poland	964	9.2	10.9	8.9	8.8	6.0	6.5	12.2	7.6	19.3	39.7	18.6	21.5
Romania	968	4.4	3.5	5.3	4.2	6.0	6.7	0.7	0.6	0.3	0.7	0.5	0.6
Serbia, Republic of	942	0.0	0.0	0.1	0.0	0.1	0.1
Turkey	186	1.6	6.2	5.0	1.1	13.8	8.6	40.8	26.6	24.7	22.3	23.1	28.6
CIS	901	8.7	17.0	7.3	9.3	15.5	13.6	116.4	87.4	127.0	99.7	66.6	103.6
Russian Federation	922	6.5	12.0	5.6	6.6	13.0	12.6	82.4	49.7	70.4	80.5	55.6	76.0
Ukraine	926	2.1	5.0	1.7	2.7	2.4	0.9	34.0	37.7	56.7	19.2	11.0	27.6

Uganda (746)

In Millions of U.S. Dollars

		Exports (FOB)						Imports (CIF)					
		2012	2013	2014	2015	2016	2017	2012	2013	2014	2015	2016	2017
Europe n.s.	884	1.2	1.1	1.0	1.5
Mid East, N Africa, Pak	440	623.9	352.2	161.6	191.3	393.8	578.5	1,054.4	718.3	872.4	817.9	842.0	1,275.5
Bahrain, Kingdom of	419	72.1	58.2	101.5	15.5	30.0	10.7
Djibouti	611	0.0	0.4	0.1	0.1	0.2	3.3
Egypt	469	0.8	0.2	1.5	5.6	0.8	1.3	60.4	54.4	65.9	68.1	53.0	72.1
Iran, I.R. of	429	5.9	3.5	2.3	4.2	4.5	10.8
Jordan	439	1.7	1.7	1.8	1.9	2.3	2.6	2.5	3.8	3.3	3.3	1.9	1.8
Kuwait	443	21.3	14.1	5.6	0.9	0.4	0.5
Lebanon	446	1.6	1.8	2.3	2.0	2.2	2.4	7.8	4.1	3.5	3.6	3.8	2.7
Morocco	686	0.9	6.4	7.8	4.8	4.1	22.2	2.0	0.9	2.0	0.8	1.5	3.5
Oman	449	42.5	9.5	12.9	17.5	24.8	20.6
Pakistan	564	0.3	1.8	2.4	1.9	3.1	7.2	55.7	67.5	89.5	61.2	49.1	84.2
Qatar	453	15.7	7.9	6.2	13.3	8.3	11.4
Saudi Arabia	456	0.9	1.3	1.1	2.2	1.4	2.8	296.1	104.7	177.0	223.0	250.0	369.2
Somalia	726	13.7	7.8	4.5	2.3	2.8	1.5
Sudan	732	424.3	239.4	105.1	88.0	61.8	77.7	2.1	1.1	1.3	0.5	0.2	0.3
Tunisia	744	3.1	8.7	0.2	8.5	15.2	19.7	1.0	0.1	0.0	0.2	0.2
United Arab Emirates	466	176.4	82.7	35.0	82.4	305.7	432.2	450.6	387.5	401.3	405.9	414.2	662.5
Middle East n.s.	489	0.9	10.2	0.0	25.0
Sub-Saharan Africa	603	854.4	911.7	838.0	934.8	1,039.0	1,399.6	1,019.6	904.4	1,003.8	937.7	789.3	903.0
Burkina Faso	748	0.0	0.1	0.0	0.0	0.0
Burundi	618	46.1	48.7	43.5	46.3	45.1	42.9	1.4	0.5	4.1	3.4	1.3	1.1
Congo, Dem. Rep. of	636	240.9	268.2	181.7	152.6	176.7	189.5	12.2	6.8	5.9	3.6	2.5	4.9
Congo, Republic of	634	0.0	0.6
Côte d'Ivoire	662	1.1	1.0	1.2	1.8	1.8	1.7
Eritrea	643	0.2	0.0	0.3	0.0	0.0	0.0
Eswatini, Kingdom of	734	0.3	1.2	0.0	0.3	0.3	0.3	23.2	13.7	22.0	20.5	21.6	26.2
Ethiopia	644	12.2	4.1	1.2	1.7	0.4	7.3	0.3	0.2	0.2	0.4	0.9	0.3
Ghana	652	6.3	4.2	1.7	0.3	0.3	0.7
Kenya	664	254.1	314.4	297.4	427.0	440.3	549.3	590.2	562.8	593.9	554.5	459.0	471.3
Liberia	668	0.1	0.2	5.5	1.1	0.5	0.4
Madagascar	674	0.0	0.0	0.2	0.4	0.0	3.6
Malawi	676	0.6	0.1	0.4	0.3	0.3	2.4	0.7	0.2	0.8	0.3	0.7	0.9
Mauritius	684	1.0	0.4	0.8	0.5	0.2	1.5	11.4	5.1	9.5	9.3	6.1	3.2
Mozambique	688	16.2	0.8	0.5	2.1	5.1	11.4
Nigeria	694	1.5	3.2	3.5	1.6	0.9	0.8
Rwanda	714	226.1	216.3	245.3	237.6	191.9	176.8	5.4	7.4	10.9	9.4	10.1	10.6
Seychelles	718	0.1	0.8	0.2	0.1	0.1	0.0	0.5	0.5	0.4	0.7	1.1
South Africa	199	9.5	7.4	9.4	6.4	17.4	8.1	297.6	250.6	259.9	256.9	210.5	247.9
South Sudan, Rep. of	733	74.1	329.8
Tanzania	738	54.0	48.0	56.0	60.8	70.6	49.5	50.0	45.9	75.7	62.9	59.7	94.0
Zambia	754	2.0	1.3	1.5	0.9	8.1	4.4	1.3	1.2	7.5	6.1	1.9	4.8
Zimbabwe	698	7.5	0.6	0.1	0.0	0.0	0.0	0.8	0.1	0.4	3.2	1.2	0.6
Africa n.s.	799	13.6	33.6	4.6	21.1
Western Hemisphere	205	1.9	2.8	4.9	0.6	47.0	43.4	120.3	55.0	15.6	17.6	28.5	78.7
Argentina	213	61.6	2.5	1.5	4.5	3.8	36.3
Brazil	223	0.0	0.2	0.0	0.0	29.5	28.0	53.0	35.9	9.1	8.8	21.4	34.7
Colombia	233	0.6	2.3	1.1	0.5	0.3	0.5
Ecuador	248	1.9	2.6	4.9	0.6	0.1	0.1
Guatemala	258	0.1	5.5	0.7	1.4	0.9	3.8
Mexico	273	0.4	1.6	3.2	2.3	1.3	3.0
Paraguay	288	4.6	5.7	0.0	0.0
Uruguay	298	0.0	1.6	0.0	0.2	0.1	0.3
Western Hem. n.s.	399	17.4	15.3	0.7
Other Countries n.i.e	910	0.5	0.1
Korea, Dem. People's Rep.	954	0.5	0.1
Countries & Areas n.s.	898	150.5	163.4	177.0	153.9	96.3	13.0	13.2	11.6	13.2	13.3	1.6	0.3
Memorandum Items													
Africa	605	1,296.6	1,174.4	955.5	1,030.1	1,042.3	1,189.7	1,043.4	907.5	1,007.2	939.1	791.2	906.9
Middle East	405	181.4	87.6	41.8	94.1	313.3	451.5	974.8	647.7	779.5	755.3	791.0	1,187.4

Uganda (746)

In Millions of U.S. Dollars

		Exports (FOB)						Imports (CIF)					
		2012	2013	2014	2015	2016	2017	2012	2013	2014	2015	2016	2017
European Union	998	409.5	433.3	476.9	439.3	428.2	552.4	650.9	682.8	624.5	633.8	545.6	521.9
Export earnings: fuel	080	185.7	98.7	46.6	91.9	394.3	778.1	988.6	640.6	781.7	762.9	789.1	1,163.0
Export earnings: nonfuel	092	2,171.8	2,133.6	1,935.1	1,906.7	1,902.6	2,132.6	5,038.0	5,176.9	5,291.8	4,765.3	4,041.0	4,502.8

Ukraine (926)

In Millions of U.S. Dollars

		Exports (FOB)						Imports (CIF)					
		2012	2013	2014	2015	2016	2017	2012	2013	2014	2015	2016	2017
IFS World		68,530.0	64,338.0	54,199.0	37,859.2	36,360.0	43,275.8	84,639.0	76,787.0	54,331.0	36,317.5	39,242.0	49,509.7
World	001	68,684.6	63,308.2	53,911.0	38,134.8	36,288.5	42,339.4	84,658.1	76,964.0	54,381.8	37,502.3	39,234.2	48,716.8
Advanced Economies	110	15,141.2	14,691.0	14,199.9	11,072.4	10,898.5	14,332.8	28,896.4	27,320.4	20,525.9	14,943.9	17,522.7	21,409.4
Euro Area	163	10,407.2	9,868.3	10,127.1	8,002.6	7,971.3	10,524.1	17,000.8	17,408.7	13,410.5	9,410.2	11,093.3	12,965.1
Austria	122	520.8	554.6	530.9	347.2	361.3	523.9	733.4	968.5	606.3	347.5	465.0	473.8
Belgium	124	467.6	401.9	425.2	296.8	251.5	471.7	708.5	692.9	553.3	366.7	450.1	517.3
Cyprus	423	168.0	161.6	283.7	61.5	53.5	74.4	79.6	70.3	50.3	17.1	22.1	24.4
Estonia	939	254.0	103.2	82.4	66.2	98.0	132.2	96.4	93.3	77.3	77.5	66.6	84.6
Finland	172	48.2	60.8	62.2	48.0	62.4	76.1	485.2	466.7	319.2	223.0	216.8	254.6
France	132	549.5	693.5	534.7	498.3	457.2	409.6	1,667.2	1,730.5	1,267.3	892.3	1,530.3	1,432.3
Germany	134	1,645.0	1,603.8	1,590.6	1,328.7	1,423.7	1,731.8	6,807.1	6,771.0	5,360.2	3,900.4	4,318.6	5,397.1
Greece	174	209.2	227.9	201.2	153.8	159.1	189.8	192.0	277.5	308.4	238.5	234.0	259.0
Ireland	178	76.0	120.8	69.5	59.2	45.5	45.3	152.6	191.5	134.0	75.4	84.7	114.9
Italy	136	2,481.6	2,360.1	2,471.0	1,983.4	1,932.6	2,347.0	2,235.2	2,087.4	1,509.5	976.6	1,358.7	1,605.9
Latvia	941	299.8	182.6	226.2	150.3	138.2	211.2	100.7	104.2	89.7	87.1	112.5	134.8
Lithuania	946	279.1	324.8	362.1	236.3	258.2	368.7	911.9	966.7	1,032.2	552.6	492.5	669.2
Luxembourg	137	3.9	4.6	16.2	5.9	5.1	7.2	30.8	25.5	30.2	53.1	59.5	62.0
Malta	181	9.6	6.3	1.6	12.2	7.7	62.8	20.4	10.9	10.9	16.4	11.5	8.7
Netherlands	138	829.9	1,041.3	1,106.1	905.7	996.4	1,660.2	1,122.0	1,061.7	763.6	452.9	546.8	636.2
Portugal	182	343.9	267.2	310.3	320.5	228.1	265.5	72.2	75.7	60.5	45.2	50.6	57.4
Slovak Republic	936	671.7	752.8	670.6	468.5	471.4	655.3	587.7	663.7	426.8	518.6	434.7	504.4
Slovenia	961	10.4	12.9	16.0	16.3	16.8	29.4	251.0	287.5	203.6	128.9	137.3	168.2
Spain	184	1,539.0	987.7	1,166.6	1,043.6	1,004.5	1,262.0	746.8	863.4	607.3	440.4	500.9	560.5
Australia	193	37.7	32.7	18.2	10.7	12.8	14.6	150.9	50.4	138.9	158.8	109.3	123.9
Canada	156	107.2	57.4	72.6	30.2	28.9	52.8	193.0	243.1	191.2	206.2	217.3	253.3
China,P.R.: Hong Kong	532	16.8	24.5	25.9	15.4	63.9	53.8	20.0	29.9	17.2	12.2	17.6	29.0
China,P.R.: Macao	546	0.0	0.0	0.1	0.0	0.0	0.0	0.0
Czech Republic	935	707.0	823.7	772.6	540.9	560.8	697.8	1,246.7	999.3	687.7	479.6	654.8	861.3
Denmark	128	152.7	163.9	125.8	144.7	155.5	185.5	281.9	314.1	234.8	147.6	184.2	190.5
Iceland	176	17.2	0.4	0.2	0.3	0.6	0.7	79.6	113.9	41.2	30.9	64.3	71.1
Israel	436	796.4	701.8	593.1	597.1	488.6	577.9	266.8	323.2	325.6	169.9	184.8	152.2
Japan	158	320.5	458.4	209.6	235.6	185.5	218.5	1,197.8	985.0	612.6	382.2	552.0	661.8
Korea, Republic of	542	481.9	407.5	510.3	395.4	413.7	353.2	1,547.2	830.5	478.3	256.4	255.3	321.7
New Zealand	196	4.3	5.2	2.1	1.9	2.6	2.0	38.3	41.9	42.6	10.0	10.9	13.2
Norway	142	72.5	60.6	20.2	12.8	15.3	19.7	380.4	361.6	587.7	741.3	163.0	211.2
San Marino	135	0.4	1.4	0.2	0.7
Singapore	576	155.5	239.6	126.2	5.2	21.6	54.5	823.0	57.9	41.8	21.3	21.6	27.9
Sweden	144	57.1	63.5	65.1	60.6	71.3	75.4	544.1	481.3	371.4	273.5	419.0	394.2
Switzerland	146	148.8	223.2	188.6	125.6	106.2	200.5	766.5	906.7	523.6	449.6	984.1	1,516.7
Taiwan Prov.of China	528	92.0	123.0	85.1	41.5	54.3	50.3	295.2	269.8	197.1	141.3	189.9	221.3
United Kingdom	112	551.4	547.2	589.2	370.1	317.8	443.6	1,149.5	1,132.4	691.7	569.6	709.3	914.4
United States	111	1,014.8	889.8	668.0	482.0	427.5	806.5	2,914.6	2,770.6	1,931.9	1,483.2	1,691.9	2,480.0
Emerg. & Dev. Economies	200	53,255.8	48,385.3	39,563.5	26,901.0	25,335.2	27,995.5	55,740.2	49,582.4	33,816.9	22,533.3	21,694.3	27,305.9
Emerg. & Dev. Asia	505	5,232.1	5,955.8	5,325.5	4,981.9	5,383.3	5,745.1	10,281.1	10,117.9	7,135.9	4,998.6	6,181.2	7,263.0
American Samoa	859	5.1	0.5	0.0
Bangladesh	513	46.4	143.5	152.9	207.0	327.5	384.0	43.1	65.0	68.0	54.0	58.0	67.2
Bhutan	514	0.0	0.2	0.0	0.4
Cambodia	522	0.1	0.3	2.0	0.4	1.0	0.4	8.9	14.0	12.8	10.1	14.7	16.6
China,P.R.: Mainland	924	1,777.2	2,726.7	2,674.1	2,399.1	1,832.5	1,991.7	7,899.6	7,900.8	5,408.9	3,770.1	4,688.5	5,522.9
Fiji	819	0.0	0.0	0.0	0.1	0.1	0.0	0.0
F.T. New Caledonia	839	0.1	0.2	0.2	0.0	0.0	0.0
India	534	2,290.9	1,974.7	1,817.4	1,444.2	1,903.2	2,223.9	1,020.7	838.5	656.4	442.9	486.1	551.0
Indonesia	536	472.3	319.0	168.3	185.9	366.4	368.3	412.3	445.0	272.6	168.9	226.7	251.4
Lao People's Dem.Rep	544	0.1	0.2	0.3	1.6	2.4	0.2	0.6	0.8	1.1	0.5	0.7	0.9
Malaysia	548	125.7	191.5	132.5	159.6	126.2	131.6	236.6	209.4	193.2	132.1	167.5	187.5
Maldives	556	0.0	0.0	0.1	1.0	0.4	0.0	0.0
Marshall Islands	867	1.0	50.9	0.1	0.1
Mongolia	948	45.5	45.8	38.0	28.2	24.6	22.0	4.6	1.4	0.6	0.9	1.2	1.2
Myanmar	518	3.2	17.3	6.2	12.1	62.0	38.0	1.0	0.7	1.0	0.9	1.2	2.5
Nepal	558	5.9	5.0	3.8	9.4	19.0	14.3	0.1	0.1	0.0	0.0	0.1	0.0

Ukraine (926)

In Millions of U.S. Dollars

		Exports (FOB)						Imports (CIF)					
		2012	2013	2014	2015	2016	2017	2012	2013	2014	2015	2016	2017
Papua New Guinea	853	0.0	0.0	0.0	0.0	0.4	0.2	0.3	0.2
Philippines	566	14.6	81.5	57.4	107.4	143.4	159.4	34.6	27.1	23.0	17.4	26.6	43.3
Samoa	862	1.5	0.0	0.0
Sri Lanka	524	79.3	11.0	2.3	4.2	80.3	50.3	67.2	57.0	44.6	27.8	32.6	36.5
Thailand	578	237.9	252.0	140.6	334.9	413.5	220.9	223.1	201.0	162.9	120.6	172.5	186.8
Vanuatu	846	0.3	0.0	0.0	0.0	0.0
Vietnam	582	124.2	185.2	126.3	87.0	77.8	86.6	321.5	355.8	290.1	252.0	304.2	395.0
Asia n.s.	598	7.1	2.0	3.0	0.8	1.6	2.5	0.9	0.6	0.1	0.2	0.3	0.1
Europe	170	34,881.3	31,880.7	24,460.4	15,038.2	13,119.7	15,268.7	42,767.7	36,912.4	24,575.1	15,969.4	13,946.5	18,154.9
Emerg. & Dev. Europe	903	9,098.7	9,283.5	9,082.1	6,826.6	6,698.3	8,058.7	8,137.9	8,763.3	7,172.0	5,435.4	5,316.9	6,640.0
Albania	914	54.2	31.8	24.5	24.9	26.0	18.9	1.4	1.4	1.3	2.9	3.8	6.5
Bosnia and Herzegovina	963	31.4	15.0	10.8	7.4	9.2	12.3	14.0	18.7	29.1	9.7	10.8	12.3
Bulgaria	918	568.8	591.3	550.6	419.5	418.2	432.0	280.5	300.9	238.4	252.9	172.9	191.5
Croatia	960	40.2	43.3	39.2	26.1	39.1	23.0	69.3	36.3	47.8	15.1	29.7	29.4
Faroe Islands	816	0.0	0.0	8.3	11.8	15.5	7.2	3.5	4.6
Gibraltar	823	0.3	2.5	1.8	0.0	0.1	0.0	0.0	0.0
Hungary	944	1,459.6	1,557.0	1,510.2	909.7	1,053.1	1,320.0	1,159.6	1,400.5	1,463.9	1,554.7	802.0	1,128.6
Macedonia, FYR	962	13.0	8.1	40.5	12.9	25.9	30.4	26.2	32.7	21.3	12.2	11.7	11.4
Montenegro	943	5.7	1.4	1.8	1.1	4.7	10.3	3.0	1.1	1.1	4.9	2.7	3.8
Poland	964	2,565.0	2,547.8	2,645.0	1,977.5	2,200.2	2,715.2	3,567.1	4,068.7	3,067.4	2,324.5	2,692.8	3,422.9
Romania	968	550.0	558.2	584.5	569.9	717.2	823.7	929.7	897.0	847.3	316.9	380.6	451.1
Serbia, Republic of	942	125.3	121.7	111.7	105.9	156.1	166.4	126.7	141.4	140.7	83.3	106.5	128.6
Turkey	186	3,685.1	3,805.5	3,561.4	2,771.7	2,048.7	2,506.6	1,951.9	1,852.7	1,298.2	851.2	1,100.0	1,249.2
CIS	901	25,782.6	22,597.2	15,378.2	8,211.5	6,421.4	7,210.1	34,629.8	28,149.1	17,403.1	10,533.9	8,629.6	11,514.9
Armenia	911	179.2	180.7	173.4	101.6	88.9	104.0	22.9	19.7	13.3	7.4	8.2	10.2
Azerbaijan, Rep. of	912	766.6	867.6	591.6	318.8	248.0	346.6	79.7	77.8	43.7	30.3	39.7	411.4
Belarus	913	2,201.3	1,983.6	1,617.1	870.9	903.3	1,122.1	5,068.6	3,605.2	3,971.1	2,449.1	2,777.3	3,162.9
Georgia	915	540.7	533.6	490.9	402.8	390.9	404.4	177.2	217.9	153.7	60.8	65.8	80.9
Kazakhstan	916	2,459.3	2,120.0	1,073.2	712.8	400.1	361.2	1,494.9	683.0	375.8	372.9	434.3	312.1
Kyrgyz Republic	917	127.1	134.8	102.5	75.5	40.4	32.4	6.5	11.8	4.3	5.8	1.8	2.9
Moldova	921	811.7	902.8	743.8	524.3	481.2	693.0	122.0	102.1	61.9	41.2	47.6	106.5
Russian Federation	922	17,631.7	15,065.1	9,799.2	4,829.9	3,591.8	3,889.0	27,418.3	23,234.2	12,678.7	7,485.2	5,148.3	7,218.8
Tajikistan	923	100.8	61.3	46.7	30.0	25.4	31.7	7.2	5.2	3.2	2.8	1.2	0.7
Turkmenistan	925	528.2	395.6	431.3	170.4	109.0	62.9	123.4	100.5	24.6	16.3	34.3	90.3
Uzbekistan	927	435.9	352.1	308.6	174.5	142.4	162.7	109.0	91.6	72.8	62.3	71.1	118.2
Mid East, N Africa, Pak	440	10,576.7	8,202.9	8,241.6	6,012.9	6,012.7	5,882.5	739.3	705.8	697.1	433.2	437.5	526.3
Afghanistan, I.R. of	512	21.0	16.1	10.2	9.0	6.7	2.3	0.9	2.3	1.0	0.3	0.0	0.1
Algeria	612	291.0	103.0	210.2	205.6	236.8	548.9	14.9	18.5	19.3	17.1	6.8	5.6
Bahrain, Kingdom of	419	1.4	7.6	1.4	0.7	5.2	4.7	0.8	3.5	0.0	0.1	0.1	0.1
Djibouti	611	102.7	39.6	89.5	59.8	14.9	8.9	0.0
Egypt	469	2,898.3	2,720.6	2,862.1	2,080.5	2,266.2	1,691.0	142.8	136.7	91.1	55.6	48.7	70.5
Iran, I.R. of	429	1,164.7	793.9	703.4	533.6	705.1	489.7	67.4	83.7	52.7	30.5	40.0	67.9
Iraq	433	872.3	767.8	710.6	472.7	374.4	472.5	0.2	0.2	43.8	0.0	0.2
Jordan	439	536.8	412.4	314.8	135.8	144.5	147.3	25.9	14.6	26.1	4.8	9.1	7.4
Kuwait	443	10.7	30.2	14.7	6.9	17.7	20.8	0.2	0.3	1.8	0.0	0.0	1.7
Lebanon	446	1,423.9	373.7	272.3	300.6	338.5	396.9	3.4	1.8	1.4	1.3	1.1	2.2
Libya	672	296.2	273.8	219.1	182.7	247.8	224.1	3.5	0.2	0.1	0.0	0.1
Mauritania	682	11.7	17.1	21.2	23.5	13.6	74.0	6.0	3.6	6.3	4.0	4.2	3.9
Morocco	686	363.1	297.7	294.8	212.5	247.4	202.1	64.6	53.9	35.5	28.5	33.5	38.4
Oman	449	69.3	49.9	35.1	28.0	51.9	32.7	1.4	1.4	14.1	5.9	1.7	5.6
Pakistan	564	114.1	234.1	397.8	111.0	114.3	157.4	121.7	93.5	100.7	61.2	47.6	56.6
Qatar	453	6.6	7.7	18.7	16.0	12.4	48.7	16.6	14.0	11.3	8.3	26.3	12.0
Saudi Arabia	456	926.4	782.1	1,031.4	761.6	592.9	549.4	149.6	183.9	205.2	145.0	139.4	183.7
Somalia	726	0.5	0.1	1.2	0.6	13.1	29.6	0.0	0.0	0.0	0.0	0.2	0.2
Sudan	732	114.9	75.1	77.7	75.2	34.6	61.4	0.3	0.8	0.3	0.2	1.0	0.2
Syrian Arab Republic	463	578.9	430.1	163.0	132.8	43.2	12.6	41.3	10.1	8.2	4.8	0.6	1.1
Tunisia	744	316.8	298.5	329.3	333.5	235.8	280.8	9.4	14.0	11.2	8.5	13.9	12.3
United Arab Emirates	466	414.2	450.4	394.9	301.8	277.6	375.4	68.3	68.6	66.6	57.1	63.4	56.2
West Bank and Gaza	487	5.4	8.0	10.1	13.7	14.6	19.5	0.2	0.3	0.1	0.0	0.0	0.1
Yemen, Republic of	474	35.9	13.3	58.0	14.8	3.4	31.9	0.1	0.0	0.3	0.1	0.0	0.3

Ukraine (926)

In Millions of U.S. Dollars

		Exports (FOB)						Imports (CIF)					
		2012	2013	2014	2015	2016	2017	2012	2013	2014	2015	2016	2017
Sub-Saharan Africa	603	1,109.7	1,267.3	989.2	630.6	549.1	738.0	608.3	522.1	515.5	487.6	444.5	584.6
Angola	614	16.6	24.5	5.1	5.9	15.4	27.8	0.8	0.1	0.0	0.1	0.3	0.1
Benin	638	72.1	28.9	14.3	3.4	3.8	8.9	0.0	0.0	0.0	0.0	0.0	0.0
Botswana	616	0.6	0.1	0.1	0.0	0.1	0.0	0.0	0.0	0.0	1.2
Burkina Faso	748	16.6	10.2	3.7	1.5	3.3	15.8	0.0	0.0	0.0	0.0	0.0	0.0
Burundi	618	2.2	2.8	0.3	1.8	0.0	0.0	0.0	0.0
Cabo Verde	624	0.0	0.1	0.0	0.0
Cameroon	622	19.7	14.7	21.9	11.0	11.8	25.9	1.5	2.1	2.0	1.7	2.1	1.1
Central African Rep.	626	1.6	0.6	0.1	0.9	1.5	0.6	0.0	0.0	0.0	0.0
Chad	628	7.3	31.0	13.9	2.2	0.0	0.0
Comoros	632	0.6	0.0	0.0	0.0	0.3	0.4	0.1	0.1
Congo, Dem. Rep. of	636	17.7	19.6	4.6	9.2	22.6	5.2	2.3	2.3	0.0	6.8	7.0	0.9
Congo, Republic of	634	5.3	8.3	4.1	2.2	2.7	2.7	0.5	0.0	0.0	0.1	0.3	0.0
Côte d'Ivoire	662	65.8	78.1	17.3	23.8	10.2	61.4	138.8	110.5	84.7	39.6	36.8	47.8
Equatorial Guinea	642	7.0	13.7	10.9	10.0	0.9	0.1	0.0	0.0
Eritrea	643	0.2	0.0	0.0
Eswatini, Kingdom of	734	0.0	0.0	0.6	0.8	0.7	0.1
Estonia	939	254.0	103.2	82.4	66.2	98.0	132.2	96.4	93.3	77.3	77.5	66.6	84.6
Ethiopia	644	160.4	133.7	138.0	124.4	90.8	1.5	1.4	1.4	3.1	3.0
Gabon	646	5.0	0.4	4.7	1.8	10.0	3.5	30.5	11.5	2.1	0.0	11.6	27.4
Gambia, The	648	3.2	2.1	3.4	2.3	0.0	13.1	0.0	0.0
Ghana	652	98.3	48.7	28.7	37.5	25.6	60.5	127.1	106.0	105.5	104.2	87.9	124.7
Guinea	656	7.4	9.2	13.5	13.3	17.4	8.1	116.5	129.9	106.1	114.1	95.1	98.8
Guinea-Bissau	654	0.0	0.2	0.0	0.2
Kenya	664	82.0	143.4	126.4	49.9	32.0	79.6	9.4	11.3	8.4	6.0	6.5	7.6
Lesotho	666	0.0	0.0	0.0	0.1	0.1
Liberia	668	51.8	5.7	2.6	5.1	3.0	6.9	4.4	1.3	0.9	0.5	3.3
Madagascar	674	0.1	0.1	0.3	1.0	0.2	1.4	1.9	1.5	1.7	1.5	1.0
Malawi	676	5.6	0.2	1.0	0.2	0.1	18.9	15.5	23.1	15.6	25.8	25.9
Mali	678	6.1	8.1	11.7	6.1	12.0	12.1	0.1	0.0	0.0	0.0	0.2	0.2
Mauritius	684	0.1	2.2	6.0	0.9	0.9	0.9	1.0	1.3	1.0	0.3	0.4	0.4
Mozambique	688	10.2	17.2	19.5	12.8	2.8	1.4	15.0	15.6	14.1	17.9	10.5	15.8
Namibia	728	0.2	0.1	0.1	6.4	0.1	0.6	0.2	0.1
Niger	692	2.9	13.7	2.3	1.3	0.9	0.6	0.0	0.0	0.0	0.0	0.0	0.0
Nigeria	694	273.6	331.1	314.9	120.9	104.2	93.1	6.7	9.6	7.9	2.3	0.7	0.9
Rwanda	714	5.2	0.0	0.4	1.4	1.8	1.9	0.0	0.0	0.0	0.0	0.0	0.0
São Tomé & Príncipe	716	0.7	0.0
Senegal	722	89.5	88.5	65.7	53.2	64.5	91.5	0.1	0.7	0.3	0.2	0.7	1.2
Seychelles	718	3.3	1.5	0.3	0.3	3.7	0.4	0.1	0.4	0.5	0.5
Sierra Leone	724	1.9	2.1	3.5	2.0	1.3	3.6	0.5	0.1	0.3	0.1	5.3	12.4
South Africa	199	157.2	149.9	105.9	54.4	60.0	90.6	111.5	78.2	131.4	151.1	117.7	184.2
South Sudan, Rep. of	733	22.3	4.0	1.6	0.3	1.0	1.8
Tanzania	738	28.7	20.4	7.3	13.9	2.1	2.7	5.7	8.6	10.3	11.3	11.6	14.5
Togo	742	25.7	9.1	17.5	4.0	1.3	17.3	0.0	0.0	0.0	0.0	0.0	0.0
Uganda	746	24.1	10.3	23.1	6.3	2.9	3.4	3.7	6.1	6.2	3.4	4.7	3.5
Zambia	754	0.0	2.1	0.4	3.2	0.1	1.5	0.7	0.4	1.3	1.4	1.3	0.6
Zimbabwe	698	0.3	1.9	0.6	0.2	5.3	0.0	9.4	5.2	5.5	6.6	8.9	9.0
Africa n.s.	799	0.1	0.0	0.0	0.0	0.0
Western Hemisphere	205	1,456.1	1,078.6	546.8	237.3	270.5	361.2	1,343.8	1,324.2	893.3	644.5	684.6	777.2
Antigua and Barbuda	311	0.0	0.0	0.0	0.0	0.1	0.1	0.0
Argentina	213	11.8	11.0	19.9	9.6	1.9	8.2	119.5	118.2	72.0	52.6	66.4	65.5
Aruba	314	2.3	1.9	1.0	0.4	0.0
Bahamas, The	313	5.1	0.1	0.1	0.1	13.2	0.6	0.2	0.0	0.0
Barbados	316	0.0	0.0	0.0	0.0	0.0	0.2	0.0	0.0
Belize	339	225.2	174.7	0.4	3.7	0.9	10.5	1.1	5.5	5.6	0.0	1.1	0.9
Bermuda	319	0.1	0.0	0.0	0.0	0.0
Bolivia	218	0.6	1.4	2.1	0.2	0.0	0.1	1.3	0.5	1.4	0.8	0.6	0.9
Brazil	223	348.5	198.8	110.2	33.5	20.5	9.6	572.2	462.8	261.2	165.7	193.0	206.4
Chile	228	2.3	1.2	6.1	2.3	3.9	3.7	64.2	92.5	53.9	25.9	33.9	38.3
Colombia	233	54.6	40.3	46.7	23.0	40.7	40.8	32.9	34.8	22.9	25.6	10.4	28.9

Ukraine (926)

In Millions of U.S. Dollars

		Exports (FOB)						Imports (CIF)					
		2012	2013	2014	2015	2016	2017	2012	2013	2014	2015	2016	2017
Costa Rica	238	4.2	4.5	1.8	8.5	21.1	24.2	42.8	41.8	28.6	14.4	19.6	40.8
Dominican Republic	243	17.6	9.9	25.8	6.5	5.8	1.0	3.6	4.7	4.5	3.6	2.7	3.2
Ecuador	248	38.6	16.2	5.5	1.8	2.9	0.4	272.6	311.0	211.8	119.2	117.2	85.8
El Salvador	253	5.5	5.6	0.0	0.0	0.3	0.3	0.2	0.2
Falkland Islands	323	2.5	0.4	3.0	1.6	0.7
Greenland	326	0.0	0.0	0.0	0.0	2.4	3.1	2.0	1.4	4.1	7.0
Grenada	328	0.1	0.0
Guatemala	258	19.5	29.9	4.7	6.5	0.4	0.6	12.6	28.1	67.7	89.0	76.8	69.7
Guyana	336	2.7	0.1	1.2	0.1	0.8	53.2	64.4	47.8	55.2	40.3	62.8
Haiti	263	0.1	0.0	0.6	0.0	0.0	0.0	0.0	0.0
Honduras	268	13.7	0.1	5.7	0.0	0.0	0.1	0.5	1.7	0.6	1.0	1.4	11.3
Jamaica	343	0.0	0.1	0.1	0.0	0.0	0.0	0.0	0.0	2.9	3.0
Mexico	273	200.2	128.5	152.5	118.4	136.5	169.9	115.6	111.8	95.4	61.7	98.7	140.0
Netherlands Antilles	353	0.0	0.0	0.0	0.0	0.1	0.0
Nicaragua	278	0.4	10.2	0.1	0.1	0.0	0.2	0.6	0.7	0.4	0.5	0.6	0.6
Panama	283	29.8	28.9	31.5	10.0	14.2	28.1	19.7	16.5	1.7	11.8	2.4	1.3
Paraguay	288	8.2	0.9	0.1	0.0	0.3	0.2	0.2	0.2
Peru	293	71.9	26.0	10.6	3.4	9.5	21.8	7.0	8.6	7.4	5.0	4.6	6.2
St. Kitts and Nevis	361	4.2	0.1	0.0	0.4	1.8	2.7	0.3	0.0	0.0	0.4	0.8	0.4
St. Vincent & Grens.	364	0.0	0.0	0.0	0.0	0.7	0.0	0.0
Suriname	366	0.1	0.3	0.1	0.5	0.9	0.0	0.0	0.0	0.1	0.0	0.0
Trinidad and Tobago	369	0.7	0.4	0.3	0.3	0.5	0.1	0.1	0.1	0.0	0.2
Uruguay	298	0.2	0.2	9.4	0.0	0.1	0.1	12.3	12.8	3.6	5.1	6.2	6.9
Venezuela, Rep. Bol.	299	22.8	2.6	0.2	0.2	0.5	22.0	0.1	0.3	0.1	0.2	0.0	0.1
Western Hem. n.s.	399	365.4	384.7	110.7	8.1	8.9	0.9	4.8	2.5	1.1	0.4	0.0	0.0
Other Countries n.i.e	910	44.4	164.1	95.2	70.1	7.4	11.1	3.3	2.9	1.9	3.2	4.8	1.6
Cuba	928	29.2	137.8	84.8	36.4	7.4	10.7	1.7	1.6	1.6	1.2	1.0	1.1
Korea, Dem. People's Rep.	954	15.1	26.3	10.4	33.7	0.3	1.6	1.4	0.3	2.0	3.8	0.5
Countries & Areas n.s.	898	243.3	67.8	52.4	91.3	47.4	18.2	58.2	37.0	21.9	12.4
Memorandum Items													
Africa	605	2,310.3	2,098.3	2,013.1	1,519.2	1,341.3	1,942.2	703.5	612.9	588.0	545.6	503.1	643.3
Middle East	405	9,241.0	7,121.6	6,809.7	4,982.1	5,095.5	4,517.0	521.5	519.3	522.8	313.5	330.3	409.1
European Union	998	17,059.1	16,764.3	17,009.3	13,021.6	13,504.2	17,240.1	26,229.2	27,039.3	21,060.9	15,344.5	17,138.5	20,549.1
Export earnings: fuel	080	25,906.7	22,197.9	15,701.2	8,747.0	7,054.7	7,651.8	29,784.7	24,837.7	13,784.3	8,317.4	6,076.5	8,512.3
Export earnings: nonfuel	092	42,777.9	41,110.3	38,209.9	29,387.9	29,233.7	34,687.6	54,873.4	52,126.3	40,597.4	29,184.9	33,157.7	40,204.6

United Arab Emirates (466)

In Millions of U.S. Dollars

		Exports (FOB)						Imports (CIF)					
		2012	2013	2014	2015	2016	2017	2012	2013	2014	2015	2016	2017
IFS World	
World	001	267,305.7	267,396.6	256,667.0	190,455.6	189,399.2	209,146.6	262,882.7	296,955.1	300,642.1	288,974.1	272,716.9	257,713.4
Advanced Economies	110	111,179.7	102,448.2	97,018.3	63,240.6	66,175.4	67,904.6	110,108.1	123,778.9	121,960.2	91,433.3	87,755.3	108,368.3
Euro Area	163	7,858.7	9,462.7	7,794.5	7,913.7	7,795.3	7,534.7	36,358.5	37,281.2	40,903.9	31,541.7	31,519.9	36,009.8
Austria	122	e 142.9	e 192.5	e 217.1	e 143.7	e 178.2	e 98.5	1,021.9	1,074.5	1,256.2	834.7	747.6	1,191.7
Belgium	124	e 2,981.9	e 3,049.4	e 3,017.1	e 2,943.1	e 2,516.8	e 2,389.6	3,479.3	4,223.4	4,879.4	3,801.9	3,693.8	3,799.1
Cyprus	423	e 21.8	e 20.8	e 17.2	e 24.8	e 63.3	e 31.9	56.0	18.2	56.8	28.6	30.1	33.1
Estonia	939	e 1.9	e 1.2	e 0.7	e 1.9	e 3.4	e 2.6	44.1	24.0	118.9	33.5	27.0	45.1
Finland	172	e 14.3	e 9.9	e 9.7	e 18.0	e 11.1	e 8.5	559.2	513.3	370.3	304.1	361.7	365.1
France	132	e 1,418.6	e 1,550.7	e 1,296.5	e 1,098.6	e 1,089.0	e 1,175.8	5,876.9	6,196.0	6,767.8	4,662.0	4,454.6	6,280.2
Germany	134	e 814.8	e 898.6	e 864.6	e 872.8	e 834.2	e 1,108.8	12,029.3	12,545.7	14,079.1	11,931.5	12,594.5	11,882.1
Greece	174	e 91.3	e 79.5	e 67.9	e 64.9	e 40.6	e 60.6	165.5	197.3	164.1	151.7	160.0	218.9
Ireland	178	e 42.6	e 22.2	e 24.3	e 76.9	e 37.7	e 28.3	649.8	749.9	765.0	510.1	489.9	686.7
Italy	136	e 787.4	e 1,627.2	e 787.4	e 891.5	e 993.4	e 1,104.6	7,785.2	7,110.1	7,320.4	5,501.7	5,411.4	6,811.1
Latvia	941	e 3.3	e 4.4	e 12.0	e 6.2	e 5.1	e 5.6	25.5	19.5	22.1	14.8	16.2	23.2
Lithuania	946	e 5.3	e 7.1	e 5.7	e 1.9	e 4.9	e 3.3	91.5	36.1	44.5	30.3	87.0	60.7
Luxembourg	137	e 8.9	e 7.5	e 6.9	e 8.5	e 16.0	e 14.3	119.3	72.3	72.4	84.2	44.8	72.6
Malta	181	e 43.5	e 12.5	e 15.7	e 11.8	e 7.6	e 9.3	19.4	17.1	19.3	20.9	19.6	18.8
Netherlands	138	e 1,179.1	e 1,410.9	e 1,163.5	e 1,232.0	e 1,605.9	e 1,100.6	1,787.9	1,919.2	2,056.3	1,442.7	1,286.8	1,659.8
Portugal	182	e 28.0	e 61.2	e 19.4	e 21.6	e 17.6	e 17.8	256.0	250.7	265.6	214.1	218.4	317.2
Slovak Republic	936	e 0.9	e 0.8	e 1.0	e 1.7	e 0.9	e 1.9	245.4	243.2	290.4	265.3	186.9	360.8
Slovenia	961	e 1.6	e 40.4	e 3.1	e 4.8	e 9.3	e 4.7	91.8	76.6	89.3	58.0	68.1	107.8
Spain	184	e 270.3	e 465.9	e 264.9	e 489.0	e 360.2	e 367.9	2,054.4	1,994.1	2,266.1	1,651.5	1,621.5	2,075.5
Australia	193	e 3,170.1	e 3,650.7	e 2,494.9	e 1,845.1	e 1,541.4	e 1,594.9	2,310.3	2,753.2	2,531.9	2,168.7	2,117.1	2,431.4
Canada	156	e 199.8	e 142.8	e 78.5	e 110.4	e 96.8	e 146.6	1,806.8	2,666.5	2,129.7	1,737.4	1,542.5	1,921.8
China,P.R.: Hong Kong	532	e 4,370.5	e 4,164.3	e 3,607.4	e 4,184.9	e 3,693.8	e 4,116.3	1,863.7	2,611.8	3,225.8	3,418.6	2,779.5	3,498.4
China,P.R.: Macao	546	e 0.1	e 0.1	e 0.4	e 6.6	e 0.5	e 1.1	10.0	5.1	2.4	0.7	0.5	3.3
Czech Republic	935	e 28.0	e 52.4	e 98.5	e 77.7	e 55.8	e 199.2	851.1	921.6	989.4	469.7	553.0	986.3
Denmark	128	e 181.3	e 160.6	e 114.6	e 32.6	e 48.8	e 58.9	363.9	390.3	502.1	347.4	328.5	505.1
Iceland	176	e 0.7	e 1.1	e 0.5	e 0.3	e 0.4	e 0.7	2.9	3.8	3.0	3.4	2.6	3.1
Japan	158	e 41,501.0	e 40,101.6	e 39,368.2	e 22,181.7	e 16,321.9	e 19,557.8	13,678.2	14,172.5	13,978.3	10,396.9	9,659.3	13,982.8
Korea, Republic of	542	e 14,259.7	e 17,097.1	e 15,277.6	e 8,127.0	e 6,808.7	e 8,730.7	9,770.9	8,012.8	9,968.5	5,277.8	4,769.8	7,962.5
New Zealand	196	e 257.9	e 854.8	e 710.2	e 302.1	e 751.3	e 1,180.8	538.6	559.5	769.7	533.9	398.8	675.4
Norway	142	e 18.6	e 27.4	e 27.5	e 44.3	e 69.3	e 42.2	366.7	469.7	344.4	239.5	189.7	531.2
San Marino	135	2.8	2.7	3.0	3.1	3.2	3.1
Singapore	576	e 14,780.6	e 15,602.6	e 14,524.8	e 7,710.2	e 6,465.1	e 8,325.0	2,203.5	2,231.6	2,400.7	2,253.6	1,642.2	1,997.2
Sweden	144	e 32.4	e 29.4	e 73.7	e 51.5	e 24.3	e 43.5	1,182.7	1,168.2	1,364.1	920.7	784.7	995.8
Switzerland	146	e 16,245.0	e 3,025.8	e 3,153.7	e 3,654.5	e 15,630.4	e 9,332.0	5,997.7	10,592.1	7,641.7	4,665.9	3,846.4	5,061.3
Taiwan Prov.of China	528	e 4,371.8	e 4,327.7	e 5,183.4	e 3,244.0	e 2,196.2	e 335.8	1,858.8	1,987.2	2,029.8	1,948.2	1,833.9	1,710.5
United Kingdom	112	e 1,777.9	e 1,583.7	e 1,854.9	e 1,430.5	e 1,509.4	e 2,625.9	7,379.4	12,882.1	9,174.3	6,171.7	5,196.7	6,781.8
United States	111	e 2,125.5	e 2,163.4	e 2,654.9	e 2,323.5	e 3,166.0	e 4,078.6	23,561.6	25,067.3	23,997.5	19,334.5	20,587.0	23,307.8
Emerg. & Dev. Economies	200	131,981.7	139,680.2	134,611.6	109,774.7	107,593.9	122,376.3	136,482.3	137,930.2	143,237.8	91,465.5	99,932.9	149,305.0
Emerg. & Dev. Asia	505	71,730.7	70,285.4	63,381.1	45,112.4	40,021.1	49,421.9	75,617.8	83,665.7	90,657.8	53,000.9	52,409.3	87,984.5
American Samoa	859	0.1
Bangladesh	513	e 788.9	e 837.0	e 927.5	e 592.3	e 646.8	e 762.9	341.1	409.2	452.7	277.4	251.5	500.5
Bhutan	514	e 1.4	e 1.7	e 1.6	e 2.4	e 2.2	e 2.1	0.1	0.0	0.0	0.0
Brunei Darussalam	516	e 5.9	e 9.1	e 6.5	e 6.1	e 4.3	e 5.0	0.4	1.7	0.1	7.0	0.0	0.5
Cambodia	522	e 10.3	e 14.9	e 17.2	e 14.0	e 13.9	e 16.1	90.0	122.5	171.3	102.4	108.8	216.5
China,P.R.: Mainland	924	e 10,205.9	e 12,004.2	e 14,679.5	e 10,641.9	e 9,373.9	e 11,497.0	31,897.6	36,394.4	45,003.0	22,845.1	22,424.5	48,245.4
Fiji	819	e 0.8	e 1.4	e 2.5	e 2.9	e 4.4	e 4.1	1.3	1.7	1.7	2.4	1.6	2.9
F.T. French Polynesia	887	e 0.4	e 0.2	e 1.5	e 0.4	e 0.4	e 0.4	0.0	0.0	0.1	0.0	0.0	0.0
F.T. New Caledonia	839	e 0.7	e 0.5	e 0.2	e 10.6	e 11.3	e 11.3	0.1	0.2	0.4	0.3	0.1	0.1
India	534	e 36,092.8	e 31,334.2	e 25,671.4	e 19,298.5	e 18,185.0	e 21,784.2	25,533.3	24,418.7	22,088.0	17,859.6	18,669.4	20,232.0
Indonesia	536	e 1,633.1	e 1,706.9	e 1,655.0	e 1,279.3	e 1,241.7	e 2,065.5	1,896.0	1,986.4	2,411.2	1,547.4	1,167.4	1,761.3
Kiribati	826	e 0.0	e 0.0	0.4	0.9	0.0	0.2
Lao People's Dem.Rep	544	27.4	3.9	1.4	0.5	6.3	22.8
Malaysia	548	e 3,789.7	e 4,519.5	e 4,486.9	e 2,926.5	e 2,203.6	e 2,875.8	5,442.4	5,127.5	4,792.9	2,956.7	2,704.7	2,312.8
Maldives	556	e 438.8	e 463.6	e 446.1	e 299.1	e 314.7	e 379.0	2.7	1.1	1.4	2.1	2.0	2.0
Marshall Islands	867	4.1	0.0	0.0
Mongolia	948	e 0.7	e 1.0	e 0.6	e 1.3	e 0.9	e 1.8	0.2	0.0	0.0	1.1	0.0	0.4

United Arab Emirates (466)

In Millions of U.S. Dollars

		Exports (FOB)						Imports (CIF)					
		2012	2013	2014	2015	2016	2017	2012	2013	2014	2015	2016	2017
Myanmar	518	e 34.0	e 65.9	e 107.9	e 112.3	e 140.2	e 94.1	48.6	44.8	73.0	87.8	80.4	82.0
Nepal	558	e 353.1	e 369.0	e 394.2	e 251.2	e 198.1	e 165.2	2.6	2.3	2.2	1.8	1.0	1.6
Palau	565	e 0.0	e 0.0	e 0.0	e 0.0	e 0.0	e 0.0	1.0	1.0	1.1	1.0	1.0	0.1
Papua New Guinea	853	0.4	0.3	0.0	0.0	0.1	0.1
Philippines	566	e 2,017.9	e 1,108.7	e 884.5	e 492.6	e 578.5	e 688.5	423.2	473.9	588.8	390.4	432.9	817.6
Solomon Islands	813	0.3	0.0	0.1
Sri Lanka	524	e 1,208.1	e 1,156.2	e 1,656.8	e 1,015.1	e 1,005.2	e 1,475.6	279.4	340.0	324.1	216.2	180.0	253.2
Thailand	578	e 14,861.1	e 16,383.4	e 12,003.5	e 7,673.1	e 5,671.0	e 7,050.5	3,674.7	4,258.0	4,259.5	2,821.4	2,619.6	3,777.0
Timor-Leste	537	e 0.2	e 0.1	e 0.2	e 0.2	e 0.1	e 0.1
Tonga	866	e 0.1	e 0.0	e 0.1	e 0.1	e 0.1	e 0.0	0.0	0.0	0.0
Tuvalu	869	0.2
Vanuatu	846	e 0.1	e 0.1	e 0.1	e 0.2	e 0.2	e 0.2	0.8	2.1	0.2	0.1	0.3
Vietnam	582	e 286.6	e 307.8	e 437.3	e 492.0	e 424.9	e 542.5	3,622.0	7,497.1	7,972.7	2,378.5	2,642.2	9,754.6
Asia n.s.	598	2,328.6	2,578.8	2,511.6	1,500.5	1,115.4	0.3
Europe	170	4,964.0	7,109.8	5,008.4	3,484.7	4,615.3	6,188.9	14,581.7	12,064.2	10,859.5	6,812.8	7,875.3	12,813.2
Emerg. & Dev. Europe	903	3,618.3	5,398.6	3,395.9	2,155.0	3,712.8	5,495.6	12,493.1	7,575.7	7,227.2	5,141.5	6,364.5	10,184.8
Albania	914	e 2.4	e 4.7	e 4.2	e 5.2	e 5.0	e 5.7	4.2	2.6	5.5	4.2	4.9	6.9
Bosnia and Herzegovina	963	e 2.0	e 4.3	e 5.8	e 6.8	e 6.9	e 7.9	20.3	16.9	22.3	11.3	11.9	20.8
Bulgaria	918	e 65.9	e 51.1	e 62.2	e 74.3	e 22.2	e 29.1	353.7	274.2	615.6	359.3	268.9	522.8
Croatia	960	e 7.4	e 14.0	e 10.7	e 8.3	e 3.5	e 1.3	34.4	30.9	35.3	51.2	52.0	40.8
Faroe Islands	816	e 0.0	e 0.0	e 0.0	e 0.0	e 0.0	e 0.0	1.7	4.6	2.5	0.1	0.2	0.1
Hungary	944	e 4.8	e 3.8	e 14.2	e 4.3	e 3.6	e 7.4	1,365.9	1,031.9	667.9	373.9	306.5	387.5
Kosovo	967	e 0.4	e 0.4	e 0.4	e 0.4	e 0.6	e 0.5	0.3
Macedonia, FYR	962	e 1.0	e 2.0	e 2.1	e 1.6	e 1.6	e 1.7	8.9	4.2	7.5	3.1	3.4
Montenegro	943	e 0.2	e 0.1	e 0.2	e 0.2	e 0.5	e 0.3	0.1	0.1	0.0	1.6	2.3
Poland	964	e 85.8	e 92.3	e 134.0	e 113.1	e 111.2	e 144.4	694.4	702.7	895.8	558.3	618.8	974.5
Romania	968	e 47.0	e 130.6	e 85.3	e 32.5	e 35.6	e 50.6	420.8	479.1	601.9	346.6	401.6	562.9
Serbia, Republic of	942	e 8.4	e 15.6	e 7.7	e 13.4	e 30.4	e 13.8	10.6	23.3	20.8	14.5	33.3	54.8
Turkey	186	e 3,393.0	e 5,079.7	e 3,068.9	e 1,895.0	e 3,491.7	e 5,232.9	9,578.2	5,005.1	4,351.9	3,419.0	4,661.4	7,611.0
CIS	901	1,345.6	1,711.3	1,612.5	1,329.6	902.6	693.3	2,088.6	4,474.0	3,614.3	1,671.1	1,509.5	2,625.8
Armenia	911	e 46.0	e 64.4	e 64.1	e 41.1	e 54.5	e 94.3	4.9	6.7	7.7	2.7	23.5	69.8
Azerbaijan, Rep. of	912	e 95.8	e 89.5	e 57.7	e 62.9	e 54.5	e 21.5	2.2	9.8	14.3	4.3	2.4	5.4
Belarus	913	e 16.1	e 8.4	e 9.8	e 4.5	e 8.0	e 11.2	53.3	22.6	37.9	9.1	12.3	28.9
Georgia	915	e 152.6	e 174.1	e 188.0	e 200.8	e 130.4	e 136.8	15.9	29.5	6.8	5.3	8.3	34.8
Kazakhstan	916	e 61.0	e 53.2	e 65.6	e 63.3	e 65.1	e 79.5	24.2	26.5	72.0	79.2	80.0	119.9
Kyrgyz Republic	917	e 5.9	e 5.4	e 8.5	e 5.6	e 3.6	e 8.1	0.4	429.8	125.5	89.0	31.0	58.1
Moldova	921	e 1.5	e 1.4	e 1.2	e 0.8	e 1.0	e 1.8	14.8	12.6	9.4	5.7	3.9	6.6
Russian Federation	922	e 246.8	e 399.3	e 244.9	e 155.1	e 257.2	e 161.1	1,204.0	3,136.8	2,601.8	1,214.9	1,107.6	1,725.7
Tajikistan	923	e 89.6	e 104.0	e 131.7	e 93.5	e 89.9	e 73.8	37.0	8.6	45.3	0.4	0.4	1.4
Turkmenistan	925	44.0	114.8	138.1	10.7	6.0	29.0
Ukraine	926	e 64.4	e 64.7	e 62.8	e 53.9	e 59.8	e 53.1	680.0	649.3	527.3	229.5	226.9	529.7
Uzbekistan	927	e 565.8	e 746.9	e 778.2	e 648.1	e 178.6	e 52.2	7.9	26.9	28.2	20.3	7.2	16.5
Europe n.s.	884	0.0	14.5	18.0	0.2	1.3	2.7
Mid East, N Africa, Pak	440	46,097.6	52,431.3	55,850.1	53,079.3	55,193.8	57,698.8	27,375.0	20,378.5	20,049.4	14,961.9	20,721.8	25,294.8
Afghanistan, I.R. of	512	e 302.4	e 189.0	e 219.6	225.8	63.3	25.9	19.5	244.5	103.8
Algeria	612	e 245.6	e 801.1	e 250.7	e 297.6	e 306.7	e 202.4	16.2	7.3	19.1	6.8	14.6	26.3
Bahrain, Kingdom of	419	e 869.6	e 991.5	e 1,011.2	e 1,067.2	e 1,030.6	e 1,291.2	844.7	859.0	1,071.7	717.4	906.4	2,306.0
Djibouti	611	e 194.4	e 206.6	e 213.4	e 300.9	e 345.7	e 349.7	42.3	76.6	66.8	26.1	11.4	3.9
Egypt	469	e 750.8	e 1,027.0	e 1,543.5	e 1,357.4	e 3,039.9	e 3,042.6	649.2	750.1	1,201.9	921.4	1,833.2	2,101.2
Iran, I.R. of	429	e 15,593.4	e 15,109.4	e 20,370.3	e 16,270.4	e 17,310.9	e 19,443.5	4,133.7	2,787.6	1,546.0	765.0	968.6	1,855.1
Iraq	433	3,682.1	913.1	1,092.6	851.5	1,709.4	700.5
Jordan	439	e 556.4	e 691.2	e 1,031.3	e 795.3	e 697.8	e 937.5	258.0	328.8	348.4	299.9	294.4	454.7
Kuwait	443	e 3,009.7	e 2,482.8	e 2,785.5	e 2,807.7	e 2,648.8	e 2,763.9	1,181.9	1,480.5	1,591.4	750.7	923.5	1,773.5
Lebanon	446	e 393.1	e 358.6	e 353.2	e 389.3	e 318.3	e 339.9	587.6	464.6	415.2	396.3	330.2	486.7
Libya	672	e 91.7	e 113.8	e 79.1	e 52.9	e 40.4	e 40.6	994.4	508.3	758.1	1,361.4	2,796.6	1,634.3
Mauritania	682	e 657.4	e 709.8	e 355.1	e 248.8	e 243.8	e 296.1	33.8	11.0	6.1	0.9	20.4	75.5
Morocco	686	e 419.4	e 285.1	e 398.4	e 508.3	e 626.3	e 490.2	283.2	154.7	121.8	134.7	132.4	148.2
Oman	449	e 6,824.5	e 9,596.7	e 8,976.5	e 10,479.2	e 10,656.6	e 9,700.7	1,473.9	2,147.0	1,916.3	1,696.2	2,431.9	2,183.6
Pakistan	564	e 6,802.6	e 7,312.7	e 6,676.6	e 5,410.1	e 5,851.0	e 7,104.2	3,343.1	1,390.9	1,129.5	641.1	700.3	741.8
Qatar	453	e 1,891.4	e 1,833.8	e 2,353.2	e 2,700.1	e 2,749.4	e 1,559.7	947.6	922.5	1,601.8	772.8	581.3	615.7

United Arab Emirates (466)

In Millions of U.S. Dollars

		Exports (FOB)						Imports (CIF)					
		2012	2013	2014	2015	2016	2017	2012	2013	2014	2015	2016	2017
Saudi Arabia	456	e 6,084.7	e 7,978.5	e 7,740.0	e 8,368.3	e 7,199.1	e 7,824.7	4,939.8	5,305.2	4,860.7	3,952.0	4,473.7	6,902.9
Somalia	726	79.6	80.8	87.7	122.3	73.6	127.1
Sudan	732	e 466.1	e 643.2	e 888.2	e 788.6	e 819.7	e 1,018.1	3,254.0	1,887.5	1,936.0	1,376.5	1,862.8	2,490.8
Syrian Arab Republic	463	e 85.8	e 70.6	e 96.0	e 79.1	e 71.7	e 79.4	96.1	65.1	59.6	42.1	49.2	44.5
Tunisia	744	e 112.5	e 112.7	e 147.3	e 112.7	e 138.6	e 128.9	64.2	74.1	140.4	78.9	62.5	94.5
West Bank and Gaza	487	e 8.3	e 14.9	e 30.7	e 31.2	e 33.9	e 35.6	11.8	9.4	10.7	13.4	14.0	22.3
Yemen, Republic of	474	e 1,040.2	e 2,091.2	e 550.1	e 711.5	e 875.5	e 830.4	232.0	90.9	41.8	14.7	287.1	402.0
Sub-Saharan Africa	603	8,502.7	8,845.3	9,451.1	7,169.0	6,939.6	8,236.3	12,607.9	14,776.1	15,103.0	12,195.1	14,770.8	16,243.3
Angola	614	e 837.1	e 835.5	e 1,286.8	e 367.1	e 278.4	e 382.0	1,235.0	1,317.3	1,315.1	1,056.6	956.3	1,200.2
Benin	638	e 53.9	e 40.0	e 59.7	e 31.4	e 61.0	e 62.1	260.9	190.7	312.2	223.1	340.5	446.3
Botswana	616	e 17.2	e 18.0	e 11.9	e 31.6	e 20.0	e 125.0	42.8	113.8	572.6	505.7	1,301.2	1,416.4
Burkina Faso	748	e 9.7	e 16.9	e 15.9	e 9.4	e 10.8	e 15.0	31.0	41.6	13.7	3.3	10.5	7.3
Burundi	618	e 28.2	e 26.7	e 26.2	e 39.6	e 49.5	152.6	225.7	210.2	164.7	107.7	74.6
Cabo Verde	624	e 0.3	e 0.6	e 0.4	e 0.4	e 0.5	e 0.5	0.5	0.4	0.4	0.1	0.2	0.2
Cameroon	622	e 39.4	e 46.8	e 57.2	e 60.2	e 43.5	e 114.6	265.6	431.1	340.4	376.0	350.2	389.8
Central African Rep.	626	e 3.6	e 1.9	e 3.5	e 5.1	e 5.2	e 5.5	11.0	8.3	0.2	0.3	0.6	6.2
Chad	628	42.5	69.1	167.1	72.7	168.7	102.3
Comoros	632	e 30.6	e 22.9	e 31.6	e 36.8	e 50.4	e 53.1	10.8	6.0	10.0	12.4	11.4	6.7
Congo, Dem. Rep. of	636	290.4	475.2	450.0	157.1	142.6	156.3
Congo, Republic of	634	e 94.6	e 82.8	e 101.9	e 76.9	e 54.7	e 37.6	348.5	1,104.9	963.2	779.7	702.2	890.7
Côte d'Ivoire	662	e 31.2	e 43.4	e 47.2	e 44.2	e 37.7	e 40.3	15.1	13.5	26.4	33.0	24.1	31.5
Equatorial Guinea	642	2.0	1.4	0.4	3.1	3.0	12.8
Eritrea	643	e 97.2	e 113.5	e 76.2	e 97.9	e 72.1	e 65.5	6.0	63.9	20.0	20.8	94.2	140.0
Eswatini, Kingdom of	734	e 1.1	e 1.1	e 1.1	e 0.9	e 0.9	e 1.0	0.5	1.5	14.0	7.9	8.0	9.8
Estonia	939	e 1.9	e 1.2	e 0.7	e 1.9	e 3.4	e 2.6	44.1	24.0	118.9	33.5	27.0	45.1
Ethiopia	644	e 259.7	e 303.5	e 553.7	e 683.7	e 676.0	e 667.7	83.1	106.9	81.5	115.0	178.5	124.6
Gabon	646	e 44.4	e 48.6	e 46.9	e 36.8	e 28.1	e 27.3	29.3	23.4	12.7	21.0	19.5	30.0
Gambia, The	648	e 5.5	e 13.0	e 8.7	e 7.5	e 7.2	e 9.5	9.6	2.8	1.8	2.4	2.1	3.7
Ghana	652	e 341.6	e 299.4	e 285.3	e 284.2	e 272.4	e 290.1	1,996.8	2,017.1	1,344.6	536.9	2,038.1	783.6
Guinea	656	e 51.1	e 45.3	e 69.8	e 131.4	e 116.5	e 114.1	136.1	313.9	386.4	186.1	1,078.4	2,722.2
Guinea-Bissau	654	0.0	4.1	5.3
Kenya	664	e 1,650.2	e 1,269.9	e 838.7	e 705.1	e 850.8	e 1,262.5	368.3	359.7	221.9	109.3	131.1	300.9
Lesotho	666	e 1.0	e 0.9	e 0.8	e 0.7	e 0.7	e 1.0	9.2	7.4	10.7	19.6	23.9	57.2
Liberia	668	160.2	129.6	113.4	109.6	120.7	123.4
Madagascar	674	e 367.5	e 523.3	e 545.1	e 178.7	e 157.6	e 260.8	195.1	156.5	151.3	137.5	153.1	117.2
Malawi	676	e 109.3	e 168.3	e 142.4	e 239.3	e 185.4	e 180.2	12.8	34.8	24.1	58.4	89.1	14.0
Mali	678	e 16.7	e 26.6	e 28.5	e 27.0	e 32.5	e 32.0	1,453.7	2,187.4	2,374.7	2,508.3	1,527.1	387.5
Mauritius	684	e 89.5	e 84.2	e 95.5	e 67.5	e 81.4	e 107.0	10.6	20.8	17.2	12.2	12.0	16.8
Mozambique	688	e 428.4	e 813.4	e 451.5	e 322.3	e 357.8	e 501.1	77.3	96.7	90.1	87.8	130.8	206.5
Namibia	728	e 11.7	e 20.6	e 17.5	e 45.7	e 45.4	e 95.5	1.6	3.6	8.2	17.8	95.1	226.8
Niger	692	e 6.1	e 10.4	e 16.4	e 8.3	e 18.9	e 21.1	0.1	50.1	92.7	178.9	164.0	87.1
Nigeria	694	e 516.2	e 644.1	e 671.3	e 503.6	e 512.7	e 452.9	430.1	278.1	439.6	547.4	726.9	608.0
Rwanda	714	e 126.0	e 123.4	e 118.9	e 89.3	e 97.7	e 85.8	5.6	3.8	12.5	72.5	181.8	310.8
São Tomé & Príncipe	716	e 1.2	e 1.2	e 1.3	e 1.4	e 1.4	e 1.5	0.0
Senegal	722	e 51.7	e 83.9	e 110.5	e 93.5	e 148.9	e 117.8	216.3	156.1	157.7	125.2	154.0	174.4
Seychelles	718	e 347.4	e 241.3	e 314.7	e 240.0	e 237.3	e 328.5	0.6	0.9	0.8	0.9	0.4	0.5
Sierra Leone	724	e 125.9	e 143.5	e 152.8	e 207.8	e 65.7	e 52.2	4.7	3.5	31.2	32.0	17.5	12.2
South Africa	199	e 1,071.4	e 944.2	e 1,451.6	e 1,093.5	e 1,066.7	e 1,110.5	1,244.3	1,808.4	2,246.6	1,594.3	1,487.2	2,284.5
Tanzania	738	e 967.6	e 1,125.7	e 1,108.7	e 791.3	e 558.8	e 501.5	1,288.6	1,120.9	1,025.4	932.3	855.2	938.8
Togo	742	e 12.4	e 15.2	e 16.0	e 26.7	e 13.9	e 12.9	4.3	3.3	196.9	321.3	409.5	565.9
Uganda	746	e 425.1	e 365.6	e 378.6	e 382.9	e 390.8	e 625.0	78.0	63.3	51.4	105.4	376.4	424.7
Zambia	754	e 207.6	e 227.4	e 256.2	e 166.0	e 298.5	e 379.8	1,512.6	1,327.5	1,213.3	736.3	395.8	464.0
Zimbabwe	698	e 51.8	e 51.3	e 49.6	e 46.7	e 41.8	e 46.3	563.9	434.9	380.4	206.4	175.8	366.8
Africa n.s.	799	0.1	0.0	0.0	0.0
Western Hemisphere	205	686.7	1,008.4	921.0	929.4	824.1	830.4	6,299.9	7,045.8	6,568.1	4,494.8	4,155.8	6,969.2
Anguilla	312	0.0	0.0	0.0	0.0	0.1	0.0
Antigua and Barbuda	311	e 0.1	e 0.0	e 0.1	e 0.7	e 0.5	e 3.0	0.0	0.2	0.6	0.0	0.3
Argentina	213	e 31.2	e 46.7	e 30.4	e 37.8	e 29.4	e 47.6	436.7	416.6	290.2	193.4	177.1	265.5
Aruba	314	e 0.9	e 0.1	e 0.4	e 0.8	e 0.6	e 0.4	0.0	0.2	0.2	0.0	0.5	0.5
Bahamas, The	313	0.9	1.8	2.6	1.2	0.3	1.6

United Arab Emirates (466)

In Millions of U.S. Dollars

		Exports (FOB)						Imports (CIF)					
		2012	2013	2014	2015	2016	2017	2012	2013	2014	2015	2016	2017
Barbados	316	e 1.1	e 1.1	e 0.2	e 0.3	e 0.7	e 0.2	0.3	0.2	0.4	0.2	0.4	0.1
Belize	339	e 0.8	e 2.0	e 1.4	e 3.1	e 5.4	e 3.3	0.1	0.2	0.8	0.2	0.7	0.1
Bermuda	319	e 0.0	e 0.0	e 0.0	e 0.0	e 0.0	e 0.0	0.0	0.0	0.0	0.0	0.0	0.2
Bolivia	218	e 9.9	e 12.7	e 1.8	e 2.6	e 1.6	e 6.7	0.7	1.3	2.7	39.5	202.1	410.5
Brazil	223	e 309.6	e 610.5	e 501.4	e 461.8	e 335.5	e 186.9	2,735.3	2,638.6	3,293.2	2,457.5	1,776.8	2,836.5
Chile	228	e 8.1	e 41.4	e 34.6	e 51.8	e 59.2	e 40.0	168.0	201.6	203.1	102.7	99.2	153.1
Colombia	233	e 30.7	e 9.1	e 16.6	e 39.6	e 11.3	e 17.1	16.7	53.8	31.7	34.1	103.8	96.3
Costa Rica	238	e 1.3	e 5.5	e 5.2	e 5.6	e 3.4	e 3.7	142.0	191.4	176.0	12.1	11.0	16.4
Curacao	354	0.1	230.3	116.3	2.1	4.7	23.9
Dominica	321	e 0.0	e 0.0	e 0.0	e 0.0	e 0.0	e 0.0	0.1	0.2	0.2	0.0	0.2	0.2
Dominican Republic	243	e 3.4	e 6.1	e 5.5	e 9.1	e 8.2	e 8.9	25.1	27.6	27.2	14.7	10.7	19.5
Ecuador	248	e 32.7	e 22.3	e 61.3	e 38.9	e 10.0	e 13.8	7.0	6.7	9.8	20.0	44.4	64.9
El Salvador	253	e 7.3	e 8.1	e 8.1	e 11.7	e 10.1	e 8.9	1.0	1.2	1.1	0.7	1.1	2.3
Greenland	326	e 0.0	e 0.0	e 0.0	e 0.0	e 0.0	e 0.0	0.0	0.0	0.1	0.1
Guatemala	258	e 3.2	e 2.7	e 4.5	e 8.0	e 6.3	e 5.8	61.0	66.7	89.5	101.3	42.0	79.3
Guyana	336	e 1.4	e 2.5	e 1.7	e 1.8	e 3.6	e 2.3	5.1	7.8	23.3	3.2	4.9	50.7
Haiti	263	e 0.7	e 0.8	e 0.9	e 0.8	e 0.8	e 1.0	1.1	1.3	2.6	0.5	0.9	2.1
Honduras	268	e 1.5	e 1.0	e 1.2	e 1.7	e 1.2	e 0.7	9.0	9.4	11.5	8.2	8.8	13.2
Jamaica	343	e 1.6	e 1.9	e 4.7	e 3.5	e 2.8	e 2.8	79.7	19.8	0.3	31.1	0.1	26.9
Mexico	273	e 190.3	e 143.1	e 167.5	e 157.4	e 229.5	e 399.0	1,431.9	2,157.9	1,614.2	992.3	739.5	1,062.5
Montserrat	351	e 0.1	e 0.1	e 0.1	e 0.1	e 0.1	e 0.1	0.0	0.0	0.0	0.0	0.0	0.0
Netherlands Antilles	353	e 0.2	e 0.1	e 0.1	e 0.1	e 0.1	e 0.0	1.3
Nicaragua	278	e 0.2	e 0.3	e 0.4	e 2.1	6.5	5.5	5.5	6.2	6.1	8.8
Panama	283	e 0.1	e 0.1	e 0.6	e 1.7	e 2.0	e 2.4	1.0	1.1	1.0	1.4	0.5	0.6
Paraguay	288	e 0.9	e 1.1	e 2.0	e 15.4	103.5	77.3	49.7	20.9	23.1	23.1
Peru	293	e 14.9	e 10.3	e 14.8	e 18.1	e 70.0	e 22.0	35.6	63.4	34.1	25.8	449.9	649.9
St. Kitts and Nevis	361	e 0.1	e 0.1	e 0.1	e 0.0	e 0.0	e 0.1	0.0	0.1
St. Lucia	362	e 0.2	e 0.1	e 0.1	e 0.1	e 0.1	e 0.1	0.0	0.0	0.1	0.0	0.0
St. Vincent & Grens.	364	e 0.0	e 0.1	e 0.0	e 0.1	e 0.1	e 0.1	0.0	0.1
Suriname	366	e 0.1	e 0.5	e 1.0	e 2.2	e 1.4	e 1.5	1,024.7	854.6	541.9	412.6	437.3	108.4
Trinidad and Tobago	369	e 2.1	e 8.8	e 6.2	e 6.1	e 5.3	e 4.8	0.1	0.2	0.4	0.1	0.8	0.5
Uruguay	298	e 4.7	e 4.1	e 17.6	e 10.0	e 5.2	e 33.8	4.9	8.1	13.5	11.0	7.9	17.6
Venezuela, Rep. Bol.	299	e 27.2	e 65.1	e 30.6	e 36.3	e 19.4	e 13.2	1.5	0.3	24.4	1.6	0.8	1,032.0
Western Hem. n.s.	399	0.0	0.0	0.0	0.0	0.0	0.3
Other Countries n.i.e	910	0.7	0.7	0.6	0.7	0.7	0.6	16.2	11.7	7.6	2.2	2.4	2.7
Cuba	928	e 0.7	e 0.7	e 0.6	e 0.7	e 0.7	e 0.6	13.6	11.3	7.5	2.1	1.0	2.6
Korea, Dem. People's Rep.	954	2.6	0.3	0.0	0.1	1.4	0.1
Special Categories	899	2,595.5	3,236.7	3,360.9	3,217.5	3,249.7
Countries & Areas n.s.	898	24,143.6	25,267.5	25,036.5	17,439.6	15,629.2	18,865.0	13,680.7	31,997.6	32,075.6	102,855.6	81,776.7	37.4
Memorandum Items													
Africa	605	10,598.1	11,603.8	11,704.1	9,426.0	9,420.4	10,721.8	16,381.2	17,068.2	17,480.9	13,941.5	16,948.4	19,209.6
Middle East	405	37,199.5	42,360.0	46,920.5	45,109.9	46,672.9	47,889.7	20,032.8	16,632.1	16,516.2	12,554.9	17,599.3	21,483.0
European Union	998	10,089.2	11,580.6	10,242.6	9,738.4	9,609.7	10,695.0	49,004.7	55,162.2	55,750.3	41,140.5	40,030.6	47,767.1
Export earnings: fuel	080	37,655.4	43,279.0	46,714.7	44,150.5	44,120.7	44,879.6	21,834.5	21,167.5	20,293.0	14,780.4	19,217.8	24,728.7
Export earnings: nonfuel	092	229,650.3	224,117.6	209,952.3	146,305.2	145,278.5	164,266.9	241,048.2	275,787.6	280,349.1	274,193.6	253,499.2	232,984.7

United Kingdom (112)

In Millions of U.S. Dollars

		Exports (FOB)						Imports (CIF)					
		2012	2013	2014	2015	2016	2017	2012	2013	2014	2015	2016	2017
IFS World		474,641.2	476,590.5	476,782.2	438,031.4	408,059.9	441,225.3	646,454.0	645,283.6	663,344.9	618,397.9	590,976.4	615,906.6
World	001	472,938.5	539,994.3	504,632.6	459,632.8	409,044.3	440,868.8	695,530.8	660,114.1	689,836.4	626,223.1	636,639.3	644,073.9
Advanced Economies	110	346,784.2	400,509.5	373,569.3	342,994.4	310,556.6	327,434.6	483,233.4	453,443.6	483,069.2	446,219.0	463,142.3	464,018.8
Euro Area	163	205,346.4	201,333.6	209,024.3	180,910.6	171,116.2	185,364.7	274,195.9	288,405.6	313,581.7	291,544.5	279,531.5	288,787.6
Austria	122	2,386.0	2,476.0	2,666.2	2,442.1	2,442.3	2,418.2	4,119.8	4,460.1	5,065.3	4,629.9	4,334.6	4,269.1
Belgium	124	22,128.5	21,207.4	20,810.8	17,725.6	15,744.8	17,770.9	28,727.7	31,199.4	33,836.9	31,269.6	31,367.9	32,044.0
Cyprus	423	743.1	681.3	725.5	566.4	435.8	491.8	246.5	213.3	217.9	232.1	233.0	192.1
Estonia	939	443.5	499.5	442.1	334.9	315.5	326.5	346.5	285.9	291.6	285.0	324.3	296.4
Finland	172	2,369.7	2,340.3	2,628.4	2,050.6	1,806.2	1,764.4	3,395.4	3,934.0	3,877.2	3,126.6	2,945.5	3,187.8
France	132	32,069.3	31,459.7	30,201.2	27,125.3	26,307.3	30,281.5	35,400.0	37,219.3	39,735.6	36,211.7	33,293.1	34,528.6
Germany	134	48,895.0	44,447.6	49,719.6	46,530.3	43,765.0	46,524.3	82,557.2	86,261.7	97,789.7	92,722.1	86,810.3	88,147.2
Greece	174	1,340.5	1,421.6	1,621.1	1,342.6	1,232.5	1,256.8	1,070.2	1,121.5	1,143.1	1,083.1	1,074.5	1,138.4
Ireland	178	26,624.6	28,343.9	29,259.4	25,438.9	22,854.8	25,056.8	20,190.1	18,470.3	19,302.5	19,129.8	17,636.3	18,852.3
Italy	136	12,302.8	12,817.2	14,250.2	12,842.2	13,120.1	13,189.1	22,388.8	23,520.8	27,094.4	24,062.8	23,177.5	24,146.5
Latvia	941	393.8	571.4	549.8	330.3	319.8	456.9	486.3	806.4	659.2	731.6	905.8	784.3
Lithuania	946	579.3	498.7	489.1	412.5	439.4	715.2	1,306.6	1,381.5	1,580.7	1,187.8	1,052.9	951.0
Luxembourg	137	343.7	364.5	350.3	334.5	283.8	338.4	1,033.8	565.2	723.8	732.7	554.6	510.5
Malta	181	620.2	676.8	673.0	576.4	531.2	658.4	201.5	169.3	211.0	277.5	267.5	178.5
Netherlands	138	37,893.1	37,239.8	36,783.1	26,476.9	25,512.4	27,473.1	49,163.3	53,191.8	53,072.5	47,371.3	46,846.3	51,903.5
Portugal	182	2,117.9	2,059.8	2,184.3	1,908.9	1,941.6	2,034.2	2,749.3	3,024.8	3,688.6	3,574.9	3,597.4	3,882.7
Slovak Republic	936	815.1	725.5	761.2	675.2	713.2	773.2	2,480.0	2,825.6	3,158.5	3,058.4	3,394.8	3,224.1
Slovenia	961	333.0	316.0	396.1	308.0	330.2	351.9	530.3	500.3	515.6	495.0	536.3	536.3
Spain	184	12,947.1	13,186.5	14,513.0	13,489.0	13,020.2	13,483.1	17,802.7	19,254.4	21,617.5	21,362.6	21,178.9	20,014.1
Australia	193	6,725.2	5,743.9	5,758.6	5,607.5	5,213.8	5,733.4	7,259.3	3,649.6	3,268.9	3,037.0	7,222.8	5,019.3
Canada	156	6,822.0	6,156.0	6,266.6	5,824.8	6,175.0	6,218.2	18,114.7	14,505.5	14,555.4	13,317.7	13,672.3	15,052.9
China,P.R.: Hong Kong	532	8,750.4	13,638.8	11,614.0	9,571.7	8,862.0	9,311.4	3,630.3	3,268.9	3,220.5	2,884.2	7,739.6	5,686.9
China,P.R.: Macao	546	68.6	90.4	85.4	69.0	55.2	68.9	15.0	12.2	16.5	9.7	10.9	4.3
Czech Republic	935	2,788.4	2,930.2	3,364.7	2,998.8	2,900.5	2,758.6	7,001.9	7,149.0	7,707.1	7,433.1	7,263.4	7,276.7
Denmark	128	4,322.7	4,519.7	4,577.1	3,499.3	3,356.3	3,534.7	9,196.6	8,271.0	7,331.5	5,257.5	5,319.0	6,443.9
Iceland	176	277.0	234.3	262.4	310.6	757.3	509.0	579.7	516.6	691.5	624.6	553.1	638.4
Israel	436	2,097.2	1,947.6	1,668.1	1,450.4	1,449.5	1,536.5	3,460.0	2,674.2	1,629.0	1,425.7	1,319.1	1,393.7
Japan	158	7,085.5	6,870.8	6,951.3	6,458.8	6,355.0	7,326.6	12,779.5	10,669.0	10,189.5	9,533.9	12,413.4	12,788.2
Korea, Republic of	542	7,088.0	7,443.8	6,735.8	7,095.0	5,851.8	7,480.4	4,490.8	4,621.0	6,011.5	6,273.7	6,068.8	5,415.9
New Zealand	196	879.7	898.7	1,009.4	840.3	933.0	1,110.5	1,386.6	1,308.8	1,502.0	1,372.4	1,157.8	1,145.8
Norway	142	5,300.6	5,121.6	5,795.3	4,765.1	4,111.7	3,754.3	37,347.8	30,441.6	27,811.8	19,036.4	17,638.4	23,676.4
San Marino	135	5.0	7.7	6.6	7.7	4.7	7.4	7.4	4.4	10.5	12.1	6.0	6.4
Singapore	576	6,684.6	6,409.6	5,972.3	5,889.9	6,112.8	6,188.8	4,765.3	3,105.9	2,678.7	1,859.3	2,353.9	2,831.8
Sweden	144	8,902.6	8,679.2	8,950.1	6,741.0	6,212.4	6,780.9	14,317.2	11,526.9	12,442.2	10,407.8	8,434.7	8,955.2
Switzerland	146	13,648.5	68,988.8	33,567.5	32,227.8	18,882.3	19,702.5	25,287.5	11,814.4	11,743.9	9,764.2	28,624.5	13,317.7
Taiwan Prov.of China	528	1,672.6	1,777.7	1,733.1	1,730.6	1,521.1	1,505.1	5,025.6	5,361.3	5,208.7	4,839.7	4,540.4	4,730.1
United States	111	58,315.9	57,716.7	60,226.6	66,995.4	60,685.5	58,541.4	54,371.6	46,137.8	53,468.1	57,585.3	59,272.7	60,847.3
Vatican	187	3.5	0.4	0.2	0.1	0.3	1.5	0.7	0.0	0.1	0.0	0.0	0.3
Emerg. & Dev. Economies	200	104,569.6	116,149.5	115,073.4	108,904.8	91,300.8	103,321.7	188,733.8	181,292.8	186,626.7	170,007.8	164,401.9	169,855.5
Emerg. & Dev. Asia	505	31,173.0	35,365.5	39,695.8	40,354.9	28,380.0	33,127.2	81,531.2	83,798.9	91,474.2	93,625.0	90,061.6	93,106.6
American Samoa	859	0.6	0.1	0.4	0.2	1.5	0.6	0.0	0.1	0.0	0.7	0.1	0.1
Bangladesh	513	160.1	207.5	213.9	202.7	275.6	305.3	2,191.3	2,364.0	2,595.4	2,894.1	2,940.8	3,054.5
Bhutan	514	1.0	2.1	1.6	1.2	1.8	1.9	0.5	0.1	0.1	0.2	0.0	0.1
Brunei Darussalam	516	1,256.2	1,469.8	284.2	591.6	129.4	80.3	9.8	10.5	20.7	19.4	20.6	17.2
Cambodia	522	16.7	27.2	17.7	24.5	23.6	48.7	721.3	885.2	1,050.8	1,149.0	1,086.6	1,130.3
China,P.R.: Mainland	924	15,381.6	17,788.8	25,936.7	27,426.6	18,020.3	21,219.5	53,744.1	54,515.7	60,552.5	61,227.0	58,850.5	59,554.1
Fiji	819	6.8	8.7	14.9	12.9	13.1	18.1	53.5	78.3	98.9	43.7	31.0	35.6
F.T. French Polynesia	887	5.8	5.7	7.9	10.4	10.0	9.1	0.1	0.4	0.2	0.3	0.4	0.4
F.T. New Caledonia	839	28.1	17.2	22.0	27.5	15.4	18.3	0.3	2.8	1.8	0.4	1.5	9.7
Guam	829	4.9	2.8	5.2	5.5	2.7	3.9	0.1	0.1	0.2	0.2	0.2	0.1
India	534	6,682.2	7,461.1	6,132.1	5,869.5	4,377.1	5,233.4	8,900.1	9,034.9	9,891.3	8,783.1	8,137.6	9,023.4
Indonesia	536	942.8	993.1	804.9	671.2	699.0	965.4	1,902.6	1,852.0	1,799.8	1,671.2	1,681.3	1,693.4
Kiribati	826	0.1	0.2	0.1	0.1	0.0	0.2	0.0	0.0	0.0	0.0	0.0	0.0
Lao People's Dem.Rep	544	5.4	6.9	5.5	9.7	7.5	11.8	105.0	78.8	62.8	50.9	50.9	27.4
Malaysia	548	2,232.4	2,347.1	2,396.6	2,008.1	1,726.2	1,786.4	4,512.3	5,112.2	5,348.6	5,748.2	5,035.6	5,762.0
Maldives	556	11.2	12.2	18.1	26.0	18.5	18.1	26.2	20.6	13.5	14.6	8.6	13.3

United Kingdom (112)

In Millions of U.S. Dollars

		Exports (FOB)						Imports (CIF)					
		2012	2013	2014	2015	2016	2017	2012	2013	2014	2015	2016	2017
Marshall Islands	867	0.6	1.4	11.3	2.5	0.6	1.2	5.1	3.1	0.3	0.1	0.1	0.9
Micronesia	868	0.1	0.1	0.0	0.1	0.0	0.4	0.2	0.2	0.4	0.1	0.1	0.1
Mongolia	948	15.9	31.8	20.0	13.6	7.5	34.1	11.9	11.6	15.6	18.1	8.1	7.7
Myanmar	518	18.7	32.8	32.4	24.8	42.3	38.1	59.4	77.1	112.5	121.7	158.5	215.2
Nauru	836	0.1	0.1	0.2	0.2	0.2	0.0	0.1	0.3	0.1	0.3	0.1	0.0
Nepal	558	10.5	8.4	10.1	15.3	13.8	13.2	20.5	23.6	23.2	27.0	26.0	27.2
Palau	565	0.1	0.1	0.1	0.3	0.3	0.2	0.0	0.0	0.0	0.0	0.0	0.0
Papua New Guinea	853	71.5	34.4	25.8	23.3	67.4	29.0	191.9	181.9	214.0	156.1	133.1	133.7
Philippines	566	474.8	528.5	570.3	574.4	539.0	681.7	598.3	559.7	612.2	633.8	644.1	703.3
Samoa	862	2.0	0.3	0.1	0.2	0.2	16.2	0.3	0.3	0.9	0.9	1.5	4.0
Solomon Islands	813	0.8	7.2	2.5	1.5	0.6	0.6	26.9	4.4	27.8	19.9	11.9	4.3
Sri Lanka	524	223.8	255.7	266.0	367.0	275.9	240.7	1,074.9	1,008.6	1,085.3	959.8	866.7	845.9
Thailand	578	3,153.9	3,640.6	2,336.2	1,865.5	1,459.9	1,603.1	3,797.5	3,874.8	4,097.1	3,583.5	3,572.4	3,837.6
Timor-Leste	537	0.4	0.3	0.3	0.4	0.5	0.3	0.3	0.1	0.1	0.1	0.3	1.2
Tonga	866	1.2	0.2	0.3	1.8	0.5	1.2	0.1	0.0	0.0	0.0	0.6	0.1
Tuvalu	869	0.1	0.1	0.0	0.0	1.0	0.5	0.0	0.0
Vanuatu	846	1.1	0.5	0.9	1.3	0.5	0.9	0.9	0.6	2.1	9.7	2.9	0.3
Vietnam	582	459.9	470.4	554.6	572.7	645.5	740.3	3,574.1	4,095.9	3,843.6	6,488.6	6,788.4	7,002.1
Asia n.s.	598	1.6	2.4	2.8	1.7	3.4	5.1	1.6	1.1	1.2	1.6	1.1	1.2
Europe	170	26,372.3	27,416.6	26,776.3	22,828.6	22,640.7	26,975.5	45,172.6	41,269.8	42,366.2	38,578.4	38,710.0	39,622.7
Emerg. & Dev. Europe	903	16,258.5	18,018.8	18,762.8	16,855.7	17,474.9	21,766.5	27,908.9	28,538.1	30,861.1	30,423.8	31,789.4	30,634.3
Albania	914	33.4	30.2	33.2	23.3	23.4	24.3	2.9	14.8	13.6	4.7	4.6	4.7
Bosnia and Herzegovina	963	34.8	32.3	36.1	36.4	29.4	34.4	17.4	37.8	32.3	28.2	26.1	28.1
Bulgaria	918	478.1	607.3	729.1	530.8	664.3	591.0	461.8	579.1	577.8	560.5	553.9	579.0
Croatia	960	224.7	209.8	233.0	211.3	223.6	245.9	124.1	192.3	111.0	144.6	134.2	151.2
Faroe Islands	816	18.9	16.5	19.1	14.6	12.9	14.6	234.1	329.9	317.8	227.7	305.9	273.7
Gibraltar	823	878.4	689.7	824.5	697.4	489.0	489.3	154.5	6.5	468.2	5.6	32.6	5.3
Hungary	944	1,696.7	1,887.2	1,988.6	1,943.7	1,826.1	1,868.8	4,149.9	4,059.5	3,995.7	3,844.5	3,624.7	3,565.3
Kosovo	967	9.3	5.5	5.9	5.0	5.8	6.8	3.0	2.8	1.9	1.2	0.9	1.1
Macedonia, FYR	962	526.7	658.0	883.8	807.6	889.7	1,025.9	54.6	72.5	66.5	45.4	57.6	75.9
Montenegro	943	16.1	23.4	18.9	15.3	22.0	17.5	5.6	7.1	2.9	4.6	5.8	15.9
Poland	964	5,361.0	5,616.2	6,298.6	5,533.0	5,686.6	6,445.2	11,689.1	12,226.6	12,641.5	12,394.0	12,437.7	13,583.6
Romania	968	1,452.3	1,429.8	1,539.4	1,508.2	1,406.8	1,600.2	1,994.6	2,155.6	2,433.6	2,369.8	2,338.1	2,576.4
Serbia, Republic of	942	171.5	187.5	190.7	190.9	169.4	185.2	117.1	156.7	145.1	209.4	257.7	300.4
Turkey	186	5,356.6	6,625.4	5,961.8	5,338.2	6,025.9	9,217.6	8,900.2	8,696.9	10,053.2	10,583.5	12,009.5	9,473.8
CIS	901	10,100.3	9,384.2	8,002.2	5,959.7	5,154.5	5,198.9	17,263.2	12,731.6	11,504.6	8,153.4	6,919.2	8,988.1
Armenia	911	22.5	27.8	20.1	20.1	16.3	14.0	0.8	3.1	0.7	0.4	0.8	3.9
Azerbaijan, Rep. of	912	769.2	1,385.9	914.5	994.0	527.8	287.0	929.5	288.4	181.3	129.1	146.6	93.0
Belarus	913	190.7	137.5	128.6	95.4	69.0	164.8	84.3	112.1	85.4	37.9	42.1	68.5
Georgia	915	84.1	71.7	91.8	92.1	139.6	126.1	36.1	35.6	17.5	35.1	31.8	12.5
Kazakhstan	916	496.0	545.0	533.6	504.7	330.2	294.5	763.1	575.7	338.3	647.5	668.8	763.8
Kyrgyz Republic	917	18.7	4.0	7.3	8.2	5.1	8.1	0.1	0.4	0.4	1.4	32.9	134.6
Moldova	921	63.8	68.9	64.5	55.5	57.5	53.6	68.5	75.9	79.6	68.8	61.1	66.5
Russian Federation	922	7,159.1	6,200.6	5,559.2	3,696.3	3,420.5	3,640.1	14,804.7	10,588.6	9,929.2	6,792.8	5,553.3	7,308.8
Tajikistan	923	2.7	3.2	2.7	1.6	2.4	1.2	0.1	0.3	0.3	0.7	1.0	0.8
Turkmenistan	925	378.2	49.9	71.0	40.6	45.2	47.4	116.7	451.2	207.6	61.8	19.9	25.6
Ukraine	926	845.9	841.7	568.0	420.9	497.3	524.2	416.8	591.4	662.0	376.7	358.2	507.7
Uzbekistan	927	69.2	47.9	40.8	30.3	43.6	38.0	42.5	9.1	2.4	1.2	2.6	2.4
Europe n.s.	884	13.5	13.7	11.4	13.3	11.3	10.0	0.5	0.1	0.6	1.2	1.3	0.3
Mid East, N Africa, Pak	440	22,481.5	30,384.6	28,102.5	27,415.7	25,205.1	27,547.3	20,696.3	22,488.9	21,283.6	14,989.9	11,340.5	14,784.6
Afghanistan, I.R. of	512	127.8	89.1	40.9	26.5	21.3	27.3	4.4	4.8	3.8	3.9	3.6	2.7
Algeria	612	544.9	655.3	769.2	497.9	557.1	429.4	3,234.5	5,263.4	5,481.0	2,730.0	894.4	1,743.8
Bahrain, Kingdom of	419	413.4	374.1	440.7	424.8	476.7	638.6	233.0	256.3	226.5	201.4	122.9	117.8
Djibouti	611	31.9	10.4	21.7	18.1	12.4	13.6	0.3	0.7	0.3	0.5	4.8	5.9
Egypt	469	1,392.0	1,447.1	1,710.1	1,496.8	1,632.5	1,557.9	949.2	1,122.3	1,363.6	918.9	844.2	819.1
Iran, I.R. of	429	153.6	118.9	151.7	136.4	189.8	292.7	176.7	43.0	52.7	36.0	61.2	32.7
Iraq	433	449.0	627.5	618.4	424.8	297.1	416.0	3.3	6.0	4.5	79.4	10.2	6.9
Jordan	439	342.2	407.0	411.0	392.5	348.9	435.8	35.9	51.1	37.3	71.2	66.5	62.6
Kuwait	443	884.9	783.8	863.1	837.6	669.7	784.9	2,240.5	2,463.0	2,187.9	1,136.5	863.4	998.8
Lebanon	446	659.8	741.4	804.1	579.3	449.7	476.2	50.2	41.3	36.2	43.1	39.6	49.6

United Kingdom (112)

In Millions of U.S. Dollars

		Exports (FOB)						Imports (CIF)					
		2012	2013	2014	2015	2016	2017	2012	2013	2014	2015	2016	2017
Libya	672	278.7	381.3	243.5	146.1	204.1	242.1	2,709.1	1,902.8	524.0	103.3	316.3	1,095.0
Mauritania	682	68.7	85.6	22.4	26.6	12.8	18.7	0.5	3.7	50.7	7.0	3.9	2.9
Morocco	686	948.8	670.5	923.9	719.9	1,154.0	995.5	708.1	786.5	948.2	868.5	1,294.6	849.3
Oman	449	642.5	624.4	665.4	670.3	633.9	2,340.1	112.1	120.4	183.0	104.1	90.6	111.7
Pakistan	564	822.5	703.0	836.6	780.0	834.8	881.9	1,156.8	1,291.8	1,625.4	1,503.3	1,471.8	1,533.6
Qatar	453	1,858.3	2,113.8	2,597.5	2,810.2	2,485.1	3,103.1	4,421.5	3,417.5	3,017.3	3,016.6	1,791.6	2,063.7
Saudi Arabia	456	4,407.8	4,830.1	6,219.6	6,705.4	5,833.8	4,947.6	2,175.1	3,289.5	3,060.8	2,405.2	1,655.5	2,286.8
Somalia	726	11.7	16.6	13.7	11.4	11.1	15.2	0.2	0.2	0.1	0.1	0.3	0.3
Sudan	732	214.2	152.4	114.1	137.0	91.3	101.7	11.9	14.3	9.4	12.1	10.3	13.5
Syrian Arab Republic	463	40.3	26.3	18.7	9.5	7.1	11.6	13.6	10.1	4.3	5.0	4.4	5.0
Tunisia	744	239.7	246.3	258.0	210.2	245.9	194.3	539.8	629.6	494.0	221.0	185.4	194.4
United Arab Emirates	466	7,813.2	15,118.2	10,239.8	10,303.5	8,976.7	9,569.6	1,884.6	1,678.8	1,966.2	1,516.3	1,600.0	2,783.4
West Bank and Gaza	487	8.5	5.6	1.7	9.1	10.1	7.3	2.6	3.0	2.6	3.9	4.2	4.5
Yemen, Republic of	474	127.2	155.9	116.7	41.9	49.3	46.4	32.4	88.7	3.8	2.4	0.7	0.8
Sub-Saharan Africa	603	13,638.8	12,013.1	10,922.6	8,709.5	7,363.5	7,469.2	24,071.9	18,820.3	16,915.3	11,611.1	13,713.7	11,916.2
Angola	614	626.9	828.6	994.0	696.5	498.5	485.7	1,272.8	994.4	666.7	1,020.1	377.9	146.2
Benin	638	102.2	83.7	104.1	90.4	28.4	23.0	0.1	0.1	0.3	1.3	1.7	0.8
Botswana	616	1,312.2	1,043.4	42.0	30.9	66.0	38.3	3,597.5	3,729.0	38.4	31.3	151.9	58.3
Burkina Faso	748	20.1	20.3	13.3	10.3	12.2	12.9	0.1	0.5	1.7	2.0	2.3	4.1
Burundi	618	5.9	3.3	5.2	3.1	2.7	3.6	0.2	0.7	0.6	1.5	1.1	0.8
Cabo Verde	624	5.2	19.0	30.3	4.5	5.1	2.7	0.2	0.3	0.1	0.1	0.1	0.3
Cameroon	622	90.0	102.0	76.4	60.2	56.8	55.9	204.4	151.0	246.1	158.5	84.7	61.1
Central African Rep.	626	0.5	1.0	2.3	4.5	2.7	1.7	0.2	0.0	0.1	0.1	0.1	0.0
Chad	628	12.0	17.4	13.6	4.2	3.5	9.4	2.1	1.8	0.3	1.1	1.0	0.9
Comoros	632	0.9	0.5	0.5	0.8	1.4	1.6	0.3	0.5	0.2	0.1	0.1	0.1
Congo, Dem. Rep. of	636	39.4	51.9	53.6	39.6	26.2	29.5	23.8	50.5	3.8	6.9	15.4	7.9
Congo, Republic of	634	82.5	100.9	128.6	224.4	169.0	73.0	144.5	345.4	132.3	39.4	27.0	21.6
Côte d'Ivoire	662	132.9	154.2	131.5	188.2	114.5	144.9	277.6	204.3	220.4	294.3	378.4	366.1
Equatorial Guinea	642	86.5	75.0	96.1	48.2	28.3	32.4	502.8	1,859.0	1,948.4	402.0	186.3	70.1
Eritrea	643	4.5	11.0	5.2	2.5	2.5	1.4	0.3	0.3	0.1	0.0	0.2	0.0
Eswatini, Kingdom of	734	3.7	3.6	4.0	4.0	4.0	3.7	20.3	15.3	31.4	15.9	37.3	11.1
Estonia	939	443.5	499.5	442.1	334.9	315.5	326.5	346.5	285.9	291.6	285.0	324.3	296.4
Ethiopia	644	155.9	144.7	170.3	247.9	243.6	311.5	70.3	57.2	43.1	71.0	55.2	222.5
Gabon	646	83.2	92.9	83.9	53.1	31.7	53.9	6.9	127.4	181.3	65.1	106.1	35.8
Gambia, The	648	59.7	37.6	33.0	28.9	27.3	34.8	6.0	3.4	9.0	5.7	5.2	3.7
Ghana	652	811.4	612.0	555.7	472.0	745.8	488.5	341.4	439.5	423.8	308.6	263.0	250.6
Guinea	656	148.9	252.2	60.6	32.0	28.9	28.1	5.2	2.5	3.2	1.3	0.3	0.2
Guinea-Bissau	654	0.5	0.9	67.0	0.6	1.3	0.9	0.1	0.0	0.0	0.3
Kenya	664	598.8	659.8	629.9	543.8	413.7	439.0	499.4	470.8	422.2	410.3	413.8	408.5
Lesotho	666	1.7	1.4	0.8	0.7	2.6	1.2	2.2	0.8	0.6	0.8	1.2	1.2
Liberia	668	30.3	25.7	23.9	17.8	18.2	18.8	5.1	5.1	1.4	1.6	5.6	1.1
Madagascar	674	19.1	18.1	12.8	15.4	19.5	34.1	37.0	49.7	68.8	59.6	44.0	46.2
Malawi	676	30.0	23.4	22.8	16.8	18.2	17.8	37.5	43.5	39.7	37.0	26.5	36.6
Mali	678	15.5	15.5	24.4	36.7	27.9	51.6	0.4	0.4	1.1	1.1	0.6	0.5
Mauritius	684	105.9	93.2	95.0	85.9	89.6	103.5	386.9	383.1	327.3	269.5	211.4	225.3
Mozambique	688	62.3	69.6	67.5	47.1	18.0	28.7	89.2	138.1	129.9	113.6	98.3	107.5
Namibia	728	225.1	85.7	78.4	58.2	40.9	55.3	570.5	127.4	71.7	57.5	50.5	49.4
Niger	692	2.6	6.1	10.9	10.7	5.3	8.5	0.1	0.3	0.4	0.3	0.3	0.1
Nigeria	694	2,128.9	2,135.7	2,136.3	1,569.3	1,270.5	1,447.3	6,006.7	4,828.3	4,049.5	2,192.9	1,152.6	1,690.0
Rwanda	714	20.7	15.2	11.1	11.6	9.8	11.9	5.6	3.9	5.7	12.2	12.4	13.4
São Tomé & Príncipe	716	0.5	0.6	0.7	0.1	0.2	3.5	0.0	0.0	0.0	0.0	0.0	0.0
Senegal	722	1,481.3	505.6	499.7	142.8	123.0	256.1	34.0	41.4	49.0	37.1	51.8	47.9
Seychelles	718	30.9	29.2	38.7	25.4	28.4	30.6	81.1	114.2	105.1	92.6	84.8	78.7
Sierra Leone	724	107.2	112.9	83.7	47.7	38.9	40.2	13.0	13.3	12.9	1.6	1.0	9.1
South Africa	199	3,912.0	3,835.1	3,740.8	3,330.0	2,649.9	2,730.7	9,673.6	4,426.5	7,475.2	5,750.5	9,722.1	7,775.9
South Sudan, Rep. of	733	3.2	3.9	4.6	2.2	3.1	0.0	0.0	0.1	0.0
Tanzania	738	276.2	262.8	268.2	183.0	139.2	111.4	39.0	37.6	56.7	43.4	30.2	21.8
Togo	742	446.7	141.6	235.0	53.7	167.3	46.0	0.8	2.8	2.3	3.1	0.5	0.7
Uganda	746	99.8	75.4	73.9	71.9	59.6	57.2	23.1	26.9	25.5	24.1	19.7	19.2
Zambia	754	140.9	137.0	106.1	98.5	61.6	77.3	58.4	69.0	72.4	24.1	30.9	16.7

United Kingdom (112)

In Millions of U.S. Dollars

		Exports (FOB)						Imports (CIF)					
		2012	2013	2014	2015	2016	2017	2012	2013	2014	2015	2016	2017
Zimbabwe	698	95.3	80.0	66.6	59.2	36.6	38.2	30.2	54.0	45.9	51.0	59.5	103.3
Africa n.s.	799	22.2	24.1	20.4	32.0	22.4	20.2	1.1	0.1	0.7	0.9	0.8	0.6
Western Hemisphere	205	10,904.0	10,969.7	9,576.1	9,596.0	7,711.5	8,202.6	17,261.8	14,914.9	14,587.4	11,203.4	10,576.2	10,425.3
Anguilla	312	0.8	2.5	8.0	1.3	2.6	0.7	0.1	0.1	0.1	0.1	0.0	0.2
Antigua and Barbuda	311	13.5	20.2	23.2	38.9	21.0	21.7	1.0	5.9	1.9	2.5	29.9	4.9
Argentina	213	556.6	529.9	487.4	436.4	398.1	444.3	978.3	909.9	889.5	870.9	827.5	903.0
Aruba	314	113.0	64.7	29.0	30.6	24.1	36.7	42.6	0.1	0.1	0.1	0.1	0.1
Bahamas, The	313	58.6	23.9	31.9	43.8	32.6	37.0	6.4	6.1	9.1	7.2	7.5	7.4
Barbados	316	60.0	65.1	54.7	54.3	62.4	56.5	21.9	16.2	8.2	7.5	6.6	7.7
Belize	339	17.1	12.9	12.7	10.4	18.9	19.7	116.5	109.8	97.1	124.0	73.5	67.4
Bermuda	319	88.3	29.3	28.9	34.4	29.6	145.8	1.4	1.8	1.3	43.9	35.4	2.5
Bolivia	218	34.4	35.4	30.4	36.0	23.4	24.4	38.2	47.2	80.8	57.5	61.1	55.2
Brazil	223	3,860.2	3,865.2	3,708.7	3,259.2	2,526.7	2,317.5	4,812.3	4,488.9	4,219.9	3,742.2	3,267.3	3,151.9
Chile	228	982.1	1,655.1	763.4	677.7	605.5	770.4	871.4	942.4	980.8	885.1	845.8	885.6
Colombia	233	469.4	495.8	528.4	539.2	352.8	588.9	1,638.1	1,369.4	1,245.8	969.3	648.5	616.5
Costa Rica	238	75.4	76.7	79.6	114.6	88.0	86.4	3,620.3	3,251.2	2,708.1	457.5	314.7	333.9
Curacao	354	21.7	28.7	34.5	13.4	13.3	0.6	38.3	0.7	0.3	0.7
Dominica	321	8.5	8.6	8.1	9.1	11.8	10.7	3.0	2.4	2.2	1.2	0.9	1.2
Dominican Republic	243	117.1	109.4	128.8	199.3	138.2	129.5	221.8	227.8	226.8	211.9	234.6	174.1
Ecuador	248	461.8	377.7	172.8	109.1	53.2	127.0	252.2	239.0	204.6	173.1	154.4	211.6
El Salvador	253	21.9	20.9	24.5	26.3	25.8	27.7	17.9	12.1	21.9	15.8	25.4	18.2
Falkland Islands	323	93.8	77.6	113.4	197.5	63.0	58.4	9.0	7.2	7.2	10.8	27.6	5.9
Greenland	326	2.6	9.1	1.4	1.7	3.1	4.3	17.5	9.1	7.6	4.1	7.5	7.0
Grenada	328	8.3	8.9	10.0	9.8	10.8	13.1	0.5	0.8	0.6	0.7	1.4	1.1
Guatemala	258	48.0	45.7	52.4	51.8	38.4	45.3	66.7	90.3	87.0	121.4	126.7	115.1
Guyana	336	43.8	41.0	42.7	35.8	44.4	40.7	107.1	109.3	100.7	86.0	38.8	69.2
Haiti	263	17.5	13.9	13.3	10.5	16.6	21.2	7.0	8.5	10.7	6.4	6.9	9.9
Honduras	268	14.7	16.3	16.1	18.4	14.9	13.7	98.5	130.4	125.1	123.0	126.6	143.8
Jamaica	343	73.0	66.4	64.0	69.5	71.3	94.8	47.6	88.8	85.3	81.1	55.6	79.9
Mexico	273	1,645.7	1,644.4	1,664.5	1,919.4	1,676.3	1,991.5	2,754.3	1,520.1	1,955.0	2,021.0	2,508.7	2,493.7
Montserrat	351	0.7	11.3	7.8	0.6	21.2	2.0	0.0	0.2	0.0	0.1	0.0	0.0
Netherlands Antilles	353	359.9	0.6
Nicaragua	278	8.3	8.2	6.8	13.7	9.7	8.7	45.8	42.4	50.7	55.1	51.1	73.8
Panama	283	285.9	265.0	277.8	259.3	171.3	172.6	26.3	46.9	29.3	29.9	36.2	32.5
Paraguay	288	49.5	54.1	55.4	41.0	39.4	42.8	8.9	11.4	38.0	68.6	136.5	89.3
Peru	293	247.1	237.7	259.4	279.4	211.0	228.3	359.1	361.8	402.2	384.3	413.5	459.7
Sint Maarten	352	18.9	7.9	8.3	8.6	8.0	0.1	22.5	0.1	17.8	0.1
St. Kitts and Nevis	361	11.9	6.6	10.4	16.2	7.4	9.3	0.3	0.2	0.4	0.4	0.4	0.3
St. Lucia	362	22.7	21.8	20.4	22.0	25.9	25.5	12.1	12.1	9.5	8.6	7.4	8.2
St. Vincent & Grens.	364	13.8	22.1	19.2	16.7	14.5	16.1	2.1	1.1	1.2	1.1	1.6	0.8
Suriname	366	20.4	24.5	17.0	18.9	16.3	13.8	0.3	0.7	0.3	0.4	0.4	0.7
Trinidad and Tobago	369	179.0	196.5	184.6	210.3	164.7	138.9	117.5	183.9	243.0	174.4	82.9	156.5
Uruguay	298	167.6	245.4	181.4	326.9	162.9	229.0	174.5	138.1	123.9	97.5	81.3	71.9
Venezuela, Rep. Bol.	299	589.6	449.2	328.9	317.6	142.8	84.6	726.5	354.8	392.9	345.3	170.2	122.9
Western Hem. n.s.	399	61.7	70.3	72.2	95.5	349.0	81.7	36.3	165.9	157.6	12.7	142.9	41.0
Other Countries n.i.e	910	41.6	37.5	31.7	38.9	34.7	32.2	58.7	183.3	71.3	26.0	14.1	14.8
Cuba	928	41.2	37.1	31.2	38.7	34.6	32.0	54.4	182.5	69.1	25.5	13.5	14.7
Korea, Dem. People's Rep.	954	0.4	0.3	0.5	0.3	0.1	0.3	4.3	0.9	2.3	0.5	0.5	0.1
Special Categories	899	2,952.8	2,506.9	2,621.4	1,339.9	1,293.0	1,439.6
Countries & Areas n.s.	898	21,543.1	23,297.8	15,958.2	4,741.9	4,645.4	7,458.8	23,504.8	25,194.3	20,069.1	8,630.4	7,787.9	8,745.3
Memorandum Items													
Africa	605	15,698.8	13,847.1	13,041.7	10,326.0	9,445.8	9,234.4	28,567.2	25,518.8	23,899.0	15,450.3	16,107.4	14,726.2
Middle East	405	19,471.3	27,755.3	25,102.0	24,988.2	22,264.4	24,869.8	15,039.8	14,493.8	12,670.7	9,643.4	7,471.3	10,438.3
European Union	998	230,572.8	227,212.9	236,704.9	203,876.7	193,392.8	209,189.7	323,131.1	334,565.5	360,822.1	333,956.3	319,637.3	331,918.9
Export earnings: fuel	080	32,386.9	40,243.1	34,989.7	32,639.1	27,567.4	30,228.6	44,555.1	40,794.4	36,530.8	24,422.4	16,784.3	22,578.4
Export earnings: nonfuel	092	440,551.7	499,751.2	469,642.8	426,993.8	381,476.9	410,640.2	650,975.7	619,319.7	653,305.7	601,800.8	619,855.0	621,495.5

Afghanistan, Islamic Republic of (512)

In Billions of U.S. Dollars

		Exports (FOB)						Imports (CIF)					
		2012	2013	2014	2015	2016	2017	2012	2013	2014	2015	2016	2017
IFS World	
World	001	0.3	0.4	0.4	0.6	0.6	0.9	6.4	8.6	7.7	7.8	6.6	6.9
Advanced Economies	110	0.0	0.0	0.0	0.0	0.0	0.0	0.9	0.2	0.3	0.7	0.5	0.5
Euro Area	163	0.0	0.0	0.0	0.0	0.0	0.0	0.3	0.2	0.1	0.1	0.1	0.1
Austria	122	0.0	0.0	0.0	0.0
Belgium	124	0.0	0.0	0.0	0.0	0.0	0.0
Estonia	939	e 0.0	e 0.0	e 0.0	e 0.0	e 0.0	e 0.0	0.0	0.0	0.0
Finland	172	0.0	0.0	0.0	0.0	0.0	0.0
France	132	0.0	0.0	0.0	0.0	0.0	0.0
Germany	134	0.0	0.0	0.0	0.0	0.0	0.0	0.3	0.2	0.1	0.0	0.0	0.0
Ireland	178	e 0.0	e 0.0	e 0.0	e 0.0	e 0.0	e 0.0	0.0	0.0	0.0
Italy	136	0.0	0.0	0.0	0.0	0.0	0.0
Lithuania	946	0.0	0.0	0.0	0.0	0.0	0.0
Malta	181	e 0.0	e 0.0	e 0.0	e 0.0	e 0.0	e 0.0	e 0.0	e 0.0
Netherlands	138	0.0	0.0	0.0	0.0	0.0	0.0
Portugal	182	0.0	0.0	0.0	0.0	0.0
Slovak Republic	936	0.0	0.0	0.0	0.0	0.0	0.0
Slovenia	961	e 0.0	e 0.0	e 0.0	e 0.0	e 0.0	e 0.0	e 0.0	e 0.0
Spain	184	0.0	0.0	0.0	0.0	0.0	0.0
Australia	193	0.0	0.0	0.0	0.0	0.0	0.0
Canada	156	0.0	0.0	0.0	0.0	0.0	0.0
China,P.R.: Hong Kong	532	0.0	0.0	0.0	0.0
Czech Republic	935	0.0	0.0	0.0	0.0
Denmark	128	0.0	0.0	0.0	0.0	0.0	0.0
Iceland	176	e 0.0	e 0.0	e 0.0	e 0.0	0.0
Japan	158	0.0	0.0	0.0	0.6	0.0	0.3	0.3	0.2	0.2
Korea, Republic of	542	0.0	0.1	0.0	0.1
New Zealand	196	0.0	0.0	0.0	0.0	0.0	0.0
Norway	142	0.0	0.0	0.0	0.0	0.0
Singapore	576	0.0	0.0	0.0	0.0	0.0	0.0
Sweden	144	0.0	0.0	0.0	0.0	0.0	0.0
Switzerland	146	0.0	0.0	0.0	0.0	0.0	0.0
Taiwan Prov.of China	528	e 0.0	e 0.0	e 0.0	e 0.0	e 0.0	e 0.0	e 0.0	e 0.0	e 0.0	e 0.0	e 0.0
United Kingdom	112	0.0	0.0	0.0	0.0	0.0	0.0	0.0	0.0	0.0
United States	111	0.0	0.0	0.0	0.3	0.1	0.1
Emerg. & Dev. Economies	200	0.3	0.4	0.4	0.6	0.6	0.8	2.4	1.8	4.0	7.0	6.1	6.4
Emerg. & Dev. Asia	505	0.1	0.1	0.2	0.2	0.2	0.3	0.8	0.2	1.1	1.6	1.6	2.1
Bangladesh	513	0.0	0.0	0.0	0.0	0.0	0.0
Cambodia	522	e 0.0	e 0.0	e 0.0	e 0.0	e 0.0	e 0.0	e 0.0
China,P.R.: Mainland	924	0.0	0.0	0.0	0.0	0.0	0.0	0.7	0.1	1.0	1.0	1.1	1.4
Fiji	819	e 0.0	e 0.0	e 0.0	e 0.0	e 0.0	e 0.0
India	534	0.1	0.1	0.2	0.2	0.2	0.3	0.1	0.0	0.1	0.1	0.2	0.2
Indonesia	536	0.1	0.0	0.1
Malaysia	548	0.0	0.0	0.3	0.3	0.4
Maldives	556	e 0.0	e 0.0	0.0	0.0	0.0
Marshall Islands	867	0.0
Myanmar	518	0.0	0.0	0.0
Nepal	558	e 0.0	e 0.0	e 0.0	e 0.0	e 0.0	e 0.0	0.0
Philippines	566	e 0.0	e 0.0	e 0.0	e 0.0	e 0.0	e 0.0	0.0	0.0	0.0
Samoa	862	e 0.0	0.0	0.0	0.0
Sri Lanka	524	0.0	0.0	0.0	0.0
Thailand	578	0.0	0.0	0.0	0.0	0.0	0.0
Vietnam	582	0.0	0.0	0.0	0.1	0.1	0.1
Asia n.s.	598	0.0	0.0	0.0
Europe	170	0.0	0.0	0.0	0.1	0.0	0.0	0.2	0.0	0.0	1.8	1.7	1.6
Emerg. & Dev. Europe	903	0.0	0.0	0.0	0.0	0.0	0.0	0.0	0.0	0.0	0.1	0.1	0.1
Bosnia and Herzegovina	963	e 0.0	e 0.0	e 0.0	e 0.0	e 0.0	e 0.0	0.0
Bulgaria	918	0.0	0.0	0.0	0.0
Croatia	960	e 0.0	e 0.0	e 0.0	e 0.0	e 0.0	e 0.0	e 0.0	e 0.0	e 0.0	e 0.0	e 0.0	e 0.0
Hungary	944	0.0	0.0	0.0	0.0	0.0

Afghanistan, Islamic Republic of (512)

In Billions of U.S. Dollars

		Exports (FOB)						Imports (CIF)					
		2012	2013	2014	2015	2016	2017	2012	2013	2014	2015	2016	2017
Kosovo	967	e 0.0	e 0.0	e 0.0	e 0.0	e 0.0	e 0.0	e 0.0	e 0.0
Macedonia, FYR	962	e 0.0	e 0.0	e 0.0	e 0.0	e 0.0	e 0.0	e 0.0	e 0.0	e 0.0	e 0.0	e 0.0	e 0.0
Montenegro	943	e 0.0	e 0.0	e 0.0	e 0.0	e 0.0	e 0.0	e 0.0	e 0.0
Poland	964	0.0	0.0	0.0	0.0	0.0	0.0
Romania	968	0.0	0.0	0.0	0.0	0.0	0.0
Serbia, Republic of	942	e 0.0	e 0.0	e 0.0	e 0.0	e 0.0	e 0.0	0.0	0.0	0.0
Turkey	186	0.0	0.0	0.0	0.1	0.1	0.1
CIS	901	0.0	0.0	0.0	0.0	0.0	0.0	0.2	0.0	0.0	1.7	1.6	1.5
Armenia	911	e 0.0	e 0.0	e 0.0	e 0.0	e 0.0	e 0.0	0.0	0.0
Azerbaijan, Rep. of	912	0.0	0.0	0.0	0.0
Belarus	913	e 0.0	e 0.0	e 0.0	e 0.0	e 0.0	e 0.0	e 0.2	e 0.0	e 0.0	e 0.0	e 0.0	e 0.0
Kazakhstan	916	0.0	0.0	0.0	0.4	0.6	0.7
Kyrgyz Republic	917	0.0	0.0	0.0
Moldova	921	e 0.0	e 0.0	e 0.0	e 0.0	e 0.0	e 0.0	e 0.0	e 0.0	e 0.0	e 0.0
Russian Federation	922	0.0	0.0	0.0	0.2	0.1	0.2
Tajikistan	923	0.0	0.0	0.0	0.1	0.1	0.1
Turkmenistan	925	0.0	0.0	0.6	0.4
Ukraine	926	0.0	0.0	0.0	0.0	0.0	0.0
Uzbekistan	927	0.0	0.0	0.0	0.3	0.4	0.5
Mid East, N Africa, Pak	440	0.2	0.2	0.2	0.3	0.3	0.5	1.4	1.6	2.8	3.5	2.7	2.7
Algeria	612	e 0.0	e 0.0	e 0.0	e 0.0	e 0.0	e 0.0	e 0.0
Bahrain, Kingdom of	419	e 0.0	e 0.0	e 0.0	e 0.0	e 0.0	e 0.0	e 0.0	e 0.0	e 0.0	e 0.0	e 0.0	e 0.0
Egypt	469	0.0	0.0	0.0	0.0	0.0	0.0
Iran, I.R. of	429	0.0	0.0	0.0	0.0	0.0	0.0	0.5	0.7	1.5	1.8	1.3	1.4
Iraq	433	0.0	0.0	0.0	0.0
Jordan	439	0.0	0.0	0.0	0.0	0.0	0.0
Kuwait	443	e 0.0	e 0.0	e 0.0	e 0.0	e 0.0	e 0.0
Lebanon	446	0.0	0.0	0.0	0.0	0.0	0.0
Mauritania	682	e 0.0	e 0.0	e 0.0	e 0.0
Morocco	686	e 0.0	e 0.0	e 0.0	e 0.0
Oman	449	e 0.0	e 0.0	e 0.0	e 0.0	e 0.0	e 0.0	e 0.0
Pakistan	564	0.2	0.2	0.2	0.2	0.3	0.4	0.9	0.9	1.3	1.3	1.2	1.0
Qatar	453	e 0.0	e 0.0	e 0.0	e 0.0	e 0.0	e 0.0	e 0.0	e 0.0
Saudi Arabia	456	0.0	0.0	0.0	0.0	0.0	0.0	0.0	0.0	0.0
Sudan	732	0.0	0.0	0.0
Tunisia	744	e 0.0	e 0.0	e 0.0	e 0.0	e 0.0	e 0.0	e 0.0	e 0.0	e 0.0	e 0.0	e 0.0
United Arab Emirates	466	0.0	0.0	0.1	0.3	0.2	0.2
Yemen, Republic of	474	e 0.0	e 0.0	e 0.0	e 0.0	e 0.0
Sub-Saharan Africa	603	0.0	0.0	0.0	0.0	0.0	0.0	0.0	0.0	0.0	0.1	0.0	0.0
Angola	614	e 0.0	e 0.0	e 0.0	e 0.0	e 0.0	e 0.0
Benin	638	e 0.0	e 0.0	e 0.0	e 0.0	e 0.0	e 0.0
Central African Rep.	626	e 0.0	e 0.0	e 0.0
Côte d'Ivoire	662	e 0.0	e 0.0	e 0.0	e 0.0	e 0.0	e 0.0	e 0.0	e 0.0
Estonia	939	e 0.0	e 0.0	e 0.0	e 0.0	e 0.0	e 0.0	0.0	0.0	0.0
Kenya	664	e 0.0	e 0.0	e 0.0	e 0.0	e 0.0	e 0.0	0.1	0.0	0.0
Madagascar	674	e 0.0	e 0.0	e 0.0	e 0.0	e 0.0	e 0.0	e 0.0	e 0.0	e 0.0
Mali	678	e 0.0	e 0.0	e 0.0	e 0.0	e 0.0	e 0.0	e 0.0
Mauritius	684	e 0.0	e 0.0	e 0.0	e 0.0	e 0.0	e 0.0	e 0.0	e 0.0	e 0.0	e 0.0
Mozambique	688	e 0.0	e 0.0	e 0.0	e 0.0	e 0.0	e 0.0	e 0.0	e 0.0	e 0.0	e 0.0
Nigeria	694	e 0.0	e 0.0	e 0.0	e 0.0	e 0.0	e 0.0
Senegal	722	e 0.0	e 0.0	e 0.0	e 0.0	e 0.0	e 0.0	e 0.0	e 0.0	e 0.0	e 0.0	e 0.0	e 0.0
Seychelles	718	e 0.0	e 0.0	e 0.0	e 0.0	e 0.0	e 0.0
South Africa	199	0.0	0.0	0.0	0.0	0.0	0.0
Tanzania	738	e 0.0	e 0.0	e 0.0	e 0.0	e 0.0	e 0.0	0.0	0.0	0.0
Zimbabwe	698	e 0.0	e 0.0	e 0.0	e 0.0	e 0.0
Western Hemisphere	205	0.0	0.0	0.0	0.0	0.0	0.0	0.0	0.0	0.0	0.0	0.0	0.0
Argentina	213	e 0.0	e 0.0	e 0.0	e 0.0	e 0.0	e 0.0	0.0	0.0	0.0
Aruba	314	e 0.0	e 0.0	e 0.0	e 0.0	e 0.0
Bolivia	218	e 0.0	e 0.0	e 0.0	e 0.0	e 0.0	e 0.0	e 0.0
Brazil	223	0.0	0.0	0.0	0.0

Afghanistan, Islamic Republic of (512)

In Billions of U.S. Dollars

		Exports (FOB)						Imports (CIF)					
		2012	2013	2014	2015	2016	2017	2012	2013	2014	2015	2016	2017
Chile	228	e 0.0	e 0.0	e 0.0	e 0.0	e 0.0	e 0.0
Colombia	233	e 0.0	e 0.0	e 0.0	e 0.0	e 0.0	e 0.0	0.0	0.0
Dominican Republic	243	e 0.0	e 0.0	e 0.0	e 0.0	e 0.0	e 0.0	e 0.0	e 0.0	e 0.0
El Salvador	253	e 0.0	e 0.0	e 0.0	e 0.0	e 0.0
Guatemala	258	e 0.0	e 0.0	e 0.0	e 0.0	e 0.0	0.0	0.0	0.0
Honduras	268	e 0.0	e 0.0	e 0.0	e 0.0
Jamaica	343	e 0.0	0.0
Mexico	273	e 0.0	e 0.0	e 0.0	e 0.0	e 0.0	e 0.0	0.0	0.0	0.0
Paraguay	288	e 0.0	e 0.0	e 0.0
Peru	293	e 0.0	e 0.0	e 0.0	e 0.0	e 0.0	e 0.0	e 0.0	e 0.0	e 0.0	e 0.0	e 0.0
Trinidad and Tobago	369	e 0.0	e 0.0	e 0.0	e 0.0	e 0.0	e 0.0	e 0.0	e 0.0	e 0.0	e 0.0
Uruguay	298	e 0.0	e 0.0	e 0.0	e 0.0	e 0.0	e 0.0	0.0	0.0	0.0
Venezuela, Rep. Bol.	299	e 0.0	e 0.0	e 0.0
Other Countries n.i.e	910	0.0	0.0	0.0	0.0	0.0	0.0
Cuba	928	e 0.0	e 0.0	e 0.0	e 0.0	e 0.0	e 0.0
Countries & Areas n.s.	898	3.1	6.6	3.4
Memorandum Items													
Africa	605	0.0	0.0	0.0	0.0	0.0	0.0	0.0	0.0	0.0	0.1	0.0	0.0
Middle East	405	0.0	0.0	0.0	0.1	0.0	0.1	0.5	0.7	1.5	2.1	1.5	1.7
European Union	998	0.0	0.0	0.0	0.0	0.0	0.0	0.3	0.2	0.1	0.1	0.1	0.1
Export earnings: fuel	080	0.0	0.0	0.0	0.1	0.1	0.1	0.5	0.7	1.5	3.4	2.6	2.6
Export earnings: nonfuel	092	0.3	0.3	0.4	0.5	0.6	0.7	5.9	7.9	6.2	4.4	4.0	4.3

Uruguay (298)

In Millions of U.S. Dollars

		Exports (FOB)						Imports (CIF)					
		2012	2013	2014	2015	2016	2017	2012	2013	2014	2015	2016	2017
IFS World		8,709.2	9,066.9	9,132.1	7,677.5	6,997.0	7,884.7	11,652.1	11,642.4	11,484.6	9,489.4	8,136.6	8,457.9
World	001	8,735.4	9,064.3	9,132.1	7,677.3	7,044.5	8,060.3	11,264.8	11,641.5	11,484.2	9,522.8	8,152.4	8,459.1
Advanced Economies	110	1,817.1	1,878.8	1,912.2	1,814.4	1,692.3	1,691.6	2,819.6	3,258.4	3,326.4	2,946.9	2,386.7	2,571.8
Euro Area	163	797.3	931.6	858.7	746.7	784.0	767.3	1,030.4	1,161.0	1,384.5	1,123.6	1,078.3	1,079.1
Austria	122	0.0	0.0	0.4	0.2	0.1	0.9	15.5	19.6	27.9	20.1	22.1	18.2
Belgium	124	22.6	26.0	26.1	45.8	34.2	107.5
Cyprus	423	1.7	1.4	0.4	0.7	0.9	0.8	0.1	0.1	0.1	0.2	0.1	0.0
Estonia	939	0.4	0.0	0.2	4.9	0.3	3.0	4.9	1.5	131.1
Finland	172	11.3	12.8	3.9	2.7	2.5	2.8	18.6	37.3	23.4	32.3	29.9	28.9
France	132	38.1	35.3	39.5	36.7	32.5	35.0	189.1	240.6	195.9	130.3	109.2	106.8
Germany	134	259.6	311.7	293.3	256.6	216.2	204.2	247.7	294.1	467.9	404.5	385.8	205.4
Greece	174	0.4	13.4	0.7	0.5	13.0	0.3	6.7	7.9	13.8	4.4	11.9	6.8
Ireland	178	4.3	1.3	1.3	0.9	1.9	1.0	14.0	20.3	14.9	12.4	13.9	13.1
Italy	136	130.0	145.3	130.8	80.8	79.4	86.8	152.8	193.3	181.0	159.5	132.1	139.7
Latvia	941	0.4	1.1	1.2	0.4	1.4	0.9	57.5	18.8	1.3	0.6	0.8	0.4
Lithuania	946	1.3	2.6	1.8	1.7	1.0	1.0	4.6	2.0	13.6	3.2	14.4	10.0
Luxembourg	137	0.1	0.0	0.2	0.0	0.0	0.0	0.4	0.2	0.4	0.2	0.3	0.3
Malta	181	0.1	0.2	0.1	0.3	0.0	0.1	0.0	0.1	0.0	0.0	0.1	0.1
Netherlands	138	127.1	203.7	184.4	187.4	238.5	243.6	117.4	59.5	52.3	54.1	53.3	89.4
Portugal	182	56.8	69.2	72.1	71.0	95.9	83.1	11.5	20.1	20.9	14.3	11.5	9.1
Slovak Republic	936	0.0	0.0	0.0	0.0	0.3	0.6	2.5	2.3	2.6	2.8	2.0	1.9
Slovenia	961	0.3	0.2	0.0	0.0	0.1	0.0	2.0	1.2	1.4	1.7	2.0	2.3
Spain	184	127.6	106.8	102.8	84.0	74.0	80.2	147.4	195.1	313.8	232.5	253.3	208.0
Australia	193	0.9	0.8	1.9	1.2	1.9	3.4	9.0	20.4	10.3	8.8	8.6	8.5
Canada	156	66.0	54.5	119.1	118.0	74.4	45.7	40.9	47.1	48.6	50.8	77.8	53.6
China,P.R.: Hong Kong	532	66.9	62.9	66.4	48.4	46.1	51.3	26.7	29.0	33.3	23.7	19.3	21.9
China,P.R.: Macao	546	0.2	0.1	0.0	0.0	0.0	0.3	0.1	0.3	0.2	0.1
Czech Republic	935	7.9	6.9	9.8	4.5	4.5	3.9	13.9	8.1	15.5	8.5	8.0	9.9
Denmark	128	3.6	3.3	6.1	5.7	4.8	8.3	91.9	156.9	130.6	215.6	164.0	68.2
Iceland	176	0.0	0.0	0.5	0.2	0.2	0.2	0.1	1.2
Israel	436	174.8	147.0	141.3	133.9	128.1	131.8	15.9	15.1	13.5	15.7	12.7	14.8
Japan	158	9.8	11.6	13.0	11.2	10.0	8.6	101.7	93.8	83.7	85.3	60.4	64.7
Korea, Republic of	542	21.0	23.5	26.2	20.7	27.0	16.4	177.1	220.5	232.1	209.0	105.9	106.2
New Zealand	196	1.8	1.7	0.8	2.5	3.0	2.4	12.9	10.3	13.1	12.2	19.7	12.3
Norway	142	29.6	16.5	13.5	10.5	12.1	9.5	94.1	3.8	5.5	7.1	7.8	3.8
Singapore	576	19.0	10.7	10.1	10.9	4.9	10.7	7.9	71.2	8.8	8.2	5.5	10.9
Sweden	144	25.4	24.5	26.2	13.8	10.0	5.7	45.5	53.5	45.1	43.9	34.2	27.3
Switzerland	146	137.8	123.7	95.1	81.3	64.5	61.6	34.5	49.5	38.7	35.8	31.9	34.8
Taiwan Prov.of China	528	12.9	17.7	16.6	9.7	9.4	10.3	123.4	141.4	92.1	67.9	43.1	43.6
United Kingdom	112	119.1	86.1	87.2	70.3	61.6	99.3	97.7	163.9	85.8	180.2	148.4	90.3
United States	111	323.1	355.8	420.1	525.0	445.8	455.2	895.5	1,012.4	1,085.0	850.0	560.7	920.9
Emerg. & Dev. Economies	200	5,431.9	5,707.5	5,581.4	4,669.7	4,389.9	5,091.6	8,371.2	8,327.8	8,098.5	6,538.5	5,737.4	5,863.2
Emerg. & Dev. Asia	505	996.0	1,454.2	1,413.4	1,338.0	1,134.3	1,704.7	1,977.9	2,286.9	2,506.9	2,185.3	1,847.9	2,070.0
Bangladesh	513	45.3	20.8	1.4	3.3	11.7	20.9	3.5	4.0	3.8	4.9	6.1	8.7
Brunei Darussalam	516	0.4	0.3	0.2	0.1	0.1	0.1	0.0	0.0	0.0	0.0
Cambodia	522	1.0	2.4	1.0	0.4	0.0	3.1	3.9	2.7	3.0	2.6	2.0
China,P.R.: Mainland	924	801.9	1,290.4	1,211.9	1,066.0	891.0	1,533.3	1,662.5	1,965.2	2,122.7	1,747.4	1,532.1	1,693.8
F.T. French Polynesia	887	5.5	5.9	8.6	8.5	5.0	7.4	0.0
India	534	18.3	17.0	16.8	14.1	17.4	14.6	146.9	160.2	186.0	264.8	157.5	189.7
Indonesia	536	9.1	10.8	20.9	7.7	7.5	6.8	40.8	28.3	66.1	41.9	34.1	32.4
Malaysia	548	8.3	2.7	14.6	19.7	13.6	9.3	55.5	46.7	32.4	25.8	17.3	34.0
Maldives	556	0.0	0.1	0.1	0.0	0.0	0.0	0.0	0.0
Myanmar	518	1.8	1.0	0.2	0.2	0.2	0.1	0.1	0.2	0.4
Nepal	558	0.0	0.4	0.0	0.0	0.0	0.0	0.1	0.0
Philippines	566	17.9	19.6	21.2	16.1	10.8	14.3	5.5	9.1	11.9	11.2	10.8	15.0
Solomon Islands	813	0.2
Sri Lanka	524	0.0	0.0	0.0	0.2	0.4	2.7	2.6	2.9	2.8	3.2	2.9
Thailand	578	43.8	34.3	34.3	44.0	43.1	30.5	31.3	37.9	36.9	37.1	28.6	28.3
Vanuatu	846	0.0	0.2	0.2	0.0	0.0
Vietnam	582	43.9	49.3	81.9	54.6	42.2	34.4	25.9	28.7	40.8	46.2	55.4	62.6

Uruguay (298)

In Millions of U.S. Dollars

		Exports (FOB)						Imports (CIF)					
		2012	2013	2014	2015	2016	2017	2012	2013	2014	2015	2016	2017
Asia n.s.	598	0.6	0.4	0.1	101.6	90.3	32.3	0.0	0.0	0.3
Europe	170	518.3	360.4	351.9	487.8	666.1	516.0	648.3	228.0	154.2	158.3	135.4	139.7
Emerg. & Dev. Europe	903	106.6	69.3	51.0	162.5	255.7	296.0	79.8	82.0	87.2	85.5	100.4	94.3
Albania	914	0.8	0.2	0.2	0.2	0.3	1.6	0.1	0.1	0.1	0.3	0.2	0.2
Bosnia and Herzegovina	963	0.9	0.1	0.1	0.6	0.6	1.0	0.6	0.7	0.5
Bulgaria	918	7.5	7.8	7.5	6.8	5.9	6.2	9.0	4.7	5.7	4.7	3.1	3.5
Croatia	960	3.0	0.8	0.1	0.2	0.2	0.1	0.5	0.2	0.1	0.7
Gibraltar	823	0.1	0.0	0.0	0.0	0.0	0.0
Hungary	944	17.2	5.5	1.2	4.9	3.7	3.9	5.6	6.3	6.2	8.4	10.8	8.3
Macedonia, FYR	962	1.2	0.1	0.1	0.3	1.0	1.9	0.0	0.2	0.0	0.5	0.0	0.1
Montenegro	943	0.4	0.4
Poland	964	5.5	6.6	10.3	17.5	24.4	26.8	8.3	13.8	9.6	10.6	9.3	14.2
Romania	968	4.4	4.7	4.2	4.1	5.5	3.2	3.9	7.8	12.6	6.0	5.0	8.1
Serbia, Republic of	942	0.7	0.5	0.1
Turkey	186	66.1	43.4	27.3	128.2	214.5	252.1	52.2	48.5	51.4	53.4	70.7	58.7
CIS	901	411.6	291.1	300.9	104.1	101.9	117.8	568.4	146.0	67.0	72.8	35.0	45.3
Azerbaijan, Rep. of	912	0.3	0.1	0.0	0.1
Belarus	913	2.7	3.0	1.6	0.2	0.1	0.3	0.0	2.2	1.9	5.6	1.4	2.5
Georgia	915	3.2	1.8	1.3	1.6	0.9	0.9	0.0	0.9	1.0	0.4	0.5	0.1
Kazakhstan	916	11.6	3.8	1.6	2.1	0.3	1.6	0.0	0.0	0.0
Moldova	921	0.3	0.7	0.9	0.6	0.3	0.1	0.0	0.3	0.2	0.2	0.3	0.4
Russian Federation	922	391.3	278.5	293.7	98.5	98.2	113.5	566.8	141.1	60.3	66.2	32.2	41.8
Tajikistan	923	0.2	0.1	0.2	0.0	0.4	0.0	0.0	0.0	0.0
Ukraine	926	1.9	3.0	1.5	0.9	2.0	1.0	1.4	1.7	3.6	0.4	0.5	0.4
Uzbekistan	927	0.2	0.2	0.2	0.0	0.1
Europe n.s.	884	221.3	308.5	102.2	0.0	0.0	0.0
Mid East, N Africa, Pak	440	335.9	434.3	472.1	291.6	137.2	310.1	130.2	239.3	122.7	112.4	123.9	120.7
Afghanistan, I.R. of	512	0.5	0.2	0.2	0.3	0.7	0.1	0.0	0.0	0.0	0.0	0.0	0.1
Algeria	612	40.1	54.3	52.7	73.9	43.5	127.7	3.9	1.9	1.9	19.3	10.7	5.1
Bahrain, Kingdom of	419	0.5	0.2	0.4	0.1	0.5	1.1	7.8	10.0	0.5	4.2	0.3	2.9
Egypt	469	9.2	84.1	139.1	66.8	15.2	31.4	21.0	15.1	7.2	5.7	34.2	17.9
Iran, I.R. of	429	17.9	56.7	5.6	25.4	6.7	22.5	33.2	16.6	10.7	0.0	0.1	6.3
Iraq	433	120.6	109.2	204.9	79.5	26.6	39.4	0.1	0.0
Jordan	439	16.4	5.6	8.8	0.6	0.7	6.4	0.1	0.1	0.1	0.2	0.4	0.3
Kuwait	443	3.2	0.8	1.9	3.6	4.0	7.1	5.0	8.1	4.9	5.3	7.0
Lebanon	446	1.4	2.4	0.5	2.7	7.7	17.8	1.6	4.9	5.8	2.1	0.7	0.5
Libya	672	3.0	7.6	1.0	0.2	0.2	0.3	1.0	0.1
Mauritania	682	11.6	0.3	0.3	0.6	0.8	0.7	0.0	0.0	0.0	0.0	0.0	0.0
Morocco	686	37.2	19.2	31.0	13.7	6.5	5.6	17.7	6.4	3.4	1.6	25.6	9.5
Oman	449	3.0	1.0	0.5	1.4	0.8	1.1	1.2	1.7	12.7	14.7	14.5	7.3
Pakistan	564	7.9	1.9	2.2	2.6	0.6	0.7	9.6	7.5	8.0	6.3	5.8	8.8
Qatar	453	1.7	0.6	0.6	1.2	1.2	1.9	5.6	10.5	13.6	16.2	5.0	2.4
Saudi Arabia	456	8.7	8.6	8.5	7.8	12.6	7.5	1.8	21.3	29.7	25.2	19.2	15.8
Sudan	732	0.2	0.8	0.2	0.3	1.2	0.3	0.0	0.0	0.0
Syrian Arab Republic	463	1.5	0.9	1.1	0.2	0.1	0.5	2.4	0.5	0.3	0.4	0.3	0.1
Tunisia	744	36.6	75.0	3.3	0.1	29.0	14.4	22.0	5.1	0.6	0.6	0.9
United Arab Emirates	466	5.8	4.6	9.2	10.9	7.5	8.7	5.0	4.3	18.6	10.6	5.6	35.8
Yemen, Republic of	474	9.0	0.2	0.1	0.2	108.4	0.0
Sub-Saharan Africa	603	198.1	129.0	126.9	111.3	79.3	112.3	362.6	920.2	755.0	452.7	494.7	225.9
Angola	614	13.0	5.4	8.3	4.0	1.8	3.8	315.5	222.9	0.0	226.1
Benin	638	2.6	1.9	11.2	7.7	5.3	2.6	0.0
Botswana	616	0.2	0.2	0.1	0.0	0.1	0.1	0.0
Burkina Faso	748	0.1	0.1	0.1	0.3	0.2	0.0	0.0	0.0
Cabo Verde	624	2.6	2.7	0.6	0.7	0.1	0.2	0.0	0.0	0.0
Cameroon	622	2.2	2.6	3.7	1.4	3.2	3.4	0.0	0.0	0.0	0.0	0.0	0.0
Central African Rep.	626	0.1
Comoros	632	0.2
Congo, Republic of	634	6.1	4.3	6.6	4.5	3.8	2.7	0.2	0.1	0.1	0.0
Côte d'Ivoire	662	1.5	0.6	0.8	1.9	0.8	1.8	0.2	0.2	0.1	0.2	0.3	5.9
Equatorial Guinea	642	1.1	0.8	1.0	6.8

Uruguay (298)

In Millions of U.S. Dollars

		Exports (FOB)						Imports (CIF)					
		2012	2013	2014	2015	2016	2017	2012	2013	2014	2015	2016	2017
Estonia	939	0.4	0.0	0.2	4.9	0.3	3.0	4.9	1.5	131.1
Ethiopia	644	0.1	0.1	0.1	0.0	0.0	0.0	0.0
Gabon	646	5.1	4.7	8.0	4.4	4.6	5.2	0.2	0.3	0.4	0.2	0.1	0.2
Gambia, The	648	7.4	1.3	4.4	0.2	2.6	0.3
Ghana	652	1.2	2.1	0.8	0.3	0.5	1.4	0.3	0.0	0.7	0.5	1.2	1.9
Guinea	656	0.4	0.4	0.4	0.4	0.3	0.2	0.0
Guinea-Bissau	654	3.0	0.7	2.6	1.6	2.6	0.4
Kenya	664	0.3	0.2	0.3	0.5	0.5	3.9	0.0	0.1	0.0	0.0	0.0	0.0
Liberia	668	1.8	0.9	0.1	1.1	0.5	0.7	0.0
Madagascar	674	0.2	0.1	0.1	0.1	0.0	0.0	0.0	0.0	0.0	0.0	0.0
Malawi	676	0.0	0.5	1.0	0.9	0.4	0.3	0.2
Mali	678	0.0	0.1	0.5	0.1
Mauritius	684	0.2	0.7	2.5	0.8	0.2	1.9	0.1	0.0	0.0	0.0	0.1	0.0
Mozambique	688	1.1	0.6	0.2	0.0	0.0	0.1
Namibia	728	0.7	0.6	0.0	0.1	0.2	0.3	0.0	0.0	0.0
Nigeria	694	57.1	21.6	19.2	25.0	7.0	18.5	342.6	583.1	501.4	425.0	236.8	187.1
Senegal	722	23.9	6.7	5.9	0.6	3.7	8.8	0.8	0.2	1.4	0.5	0.3	2.9
Seychelles	718	0.2	0.1	0.1	0.0	0.0	0.0	0.0	0.0
Sierra Leone	724	2.3	17.0	20.2	24.8	14.4	21.4	0.0	0.0	3.3	0.1	0.0	0.0
South Africa	199	64.0	51.8	30.1	29.1	25.9	28.4	12.2	11.3	15.6	21.3	22.4	27.3
South Sudan, Rep. of	733	0.3	1.2	1.7	0.0
Tanzania	738	0.0	0.0	0.0	0.2	0.0	0.0	0.1	0.0
Togo	742	0.5	0.6	0.2	0.1	0.3	0.3	5.1	8.1	8.0	3.9	0.0
Zambia	754	0.1	0.2	0.2	0.2	0.2	0.3	0.1	0.0	0.2	0.0	0.2
Zimbabwe	698	0.3	0.7	0.3	0.2	0.3	0.2	0.0
Africa n.s.	799	0.3
Western Hemisphere	205	3,383.7	3,329.6	3,217.1	2,440.9	2,373.1	2,448.4	5,252.2	4,653.4	4,559.8	3,629.8	3,135.6	3,306.8
Anguilla	312	0.0	25.2	19.2	5.0
Antigua and Barbuda	311	0.4	0.2	0.5	0.1	0.1	0.1	19.3	10.7	2.6
Argentina	213	502.6	492.9	440.3	389.5	428.8	438.2	1,741.3	1,656.2	1,458.4	1,235.0	1,084.3	1,063.9
Aruba	314	9.4	6.5	3.2	1.4	1.5	1.3	0.0
Bahamas, The	313	0.9	0.1	0.4	0.3	0.0	0.0	0.1	0.0	0.0	9.1	0.0	0.0
Barbados	316	2.6	2.8	3.3	4.1	3.3	4.8	0.1	0.1	0.1	0.2	0.5	0.1
Belize	339	0.0	0.9	0.0	0.0	0.0	0.0	0.3	0.0	0.0	0.0	0.0	0.0
Bermuda	319	0.1	0.1	0.0	0.0	0.0
Bolivia	218	21.9	30.1	41.9	35.2	39.1	40.2	7.8	12.0	10.0	7.3	7.7	11.7
Brazil	223	1,695.0	1,710.5	1,609.4	1,132.8	1,200.5	1,296.5	2,087.9	1,835.7	1,948.1	1,626.1	1,462.4	1,646.5
Chile	228	209.1	143.3	112.3	117.5	94.6	90.5	142.8	152.2	156.4	139.5	120.5	118.3
Colombia	233	37.9	18.0	31.0	23.9	52.1	21.7	39.3	16.4	20.4	21.3	44.4	33.1
Costa Rica	238	5.1	9.8	14.0	12.4	17.5	16.3	6.7	3.9	4.2	4.7	4.2	4.1
Dominica	321	0.0	0.0	0.1	0.0	0.0	0.0	0.0	0.0	0.1	0.0	0.0
Dominican Republic	243	3.9	3.2	3.6	4.1	6.5	8.3	1.0	1.4	2.8	2.1	2.0	8.6
Ecuador	248	9.9	12.3	12.9	12.1	9.1	12.7	21.5	24.9	25.2	21.4	28.5	31.2
El Salvador	253	0.9	1.1	0.9	0.7	0.3	0.2	0.2	0.3	0.2	0.2	0.2
Grenada	328	0.1	0.1	0.1	0.0	0.1	0.2	0.1
Guatemala	258	4.2	4.0	5.1	6.3	8.7	10.9	0.8	1.1	0.9	0.5	0.5	0.7
Guyana	336	4.6	3.4	1.9	2.9	1.3	3.1	0.0	0.0	0.1	0.0	0.0	0.1
Haiti	263	1.4	0.7	0.6	0.2	0.7	0.9	0.0	0.0	0.0	0.0	0.0	0.0
Honduras	268	1.2	2.4	1.6	1.9	2.1	1.5	0.3	0.5	0.8	0.5	0.8	1.1
Jamaica	343	0.7	1.3	0.5	0.4	0.5	0.5	0.0	0.0	0.0	0.0	0.0	0.1
Mexico	273	147.6	147.6	237.9	219.9	170.4	193.5	292.8	298.6	274.6	229.7	205.3	219.6
Netherlands Antilles	353	1.6	0.6	8.2	3.7	1.8	2.1	0.0	0.1
Nicaragua	278	1.6	1.7	9.4	3.7	2.9	1.8	0.6	0.0	0.1	0.1	0.0	0.1
Panama	283	9.5	11.8	9.1	7.2	10.4	9.0	2.9	2.2	2.0	1.5	2.1	2.5
Paraguay	288	142.0	153.1	135.5	116.4	121.8	119.5	79.0	125.8	156.0	118.1	100.3	109.0
Peru	293	141.7	114.7	111.6	123.3	137.2	141.5	22.5	26.8	30.3	29.5	28.4	37.0
St. Lucia	362	0.0	0.1	0.1	0.0	0.0	0.0	0.0	0.0
St. Vincent & Grens.	364	1.8	0.1	0.6	0.1	0.0
Suriname	366	1.2	1.8	0.0	0.0	0.0	0.0	0.1	0.0
Trinidad and Tobago	369	7.7	10.1	12.7	13.5	12.2	12.8	1.2	2.7	17.4	12.6	9.3	0.1

Uruguay (298)

In Millions of U.S. Dollars

		Exports (FOB)						Imports (CIF)					
		2012	2013	2014	2015	2016	2017	2012	2013	2014	2015	2016	2017
Venezuela, Rep. Bol.	299	418.8	444.5	406.8	207.0	49.1	20.2	803.0	492.3	451.4	125.5	4.0	11.1
Western Hem. n.s.	399	0.0	0.0	0.2	0.1	0.1
Other Countries n.i.e	910	42.8	19.9	27.1	20.6	29.8	61.0	2.2	1.6	1.3	1.3	2.5	0.4
Cuba	928	42.8	19.9	26.5	20.6	29.8	61.0	1.2	1.0	1.1	1.1	2.2	0.3
Korea, Dem. People's Rep.	954	0.0	0.6	0.0	1.0	0.6	0.3	0.2	0.3	0.1
Special Categories	899	1,437.8	1,455.8	1,610.3	891.3	30.3	32.0	42.8	36.1	25.9	13.1
Countries & Areas n.s.	898	5.8	2.3	1.0	1,172.6	932.5	324.9	41.5	21.8	15.1	10.7
Memorandum Items													
Africa	605	323.8	278.5	214.4	199.5	130.1	273.8	398.6	950.5	765.4	474.2	531.7	241.4
Middle East	405	201.7	282.7	382.2	200.2	83.9	146.0	84.5	201.5	104.2	84.6	81.0	96.4
European Union	998	990.9	1,077.8	1,011.4	874.4	904.4	924.8	1,306.4	1,576.1	1,696.0	1,601.9	1,461.3	1,309.5
Export earnings: fuel	080	1,194.4	1,077.5	1,128.5	635.6	383.2	473.3	1,846.0	1,771.3	1,401.9	775.0	652.3	399.0
Export earnings: nonfuel	092	7,540.9	7,986.8	8,003.5	7,041.7	6,661.3	7,587.1	9,418.8	9,870.2	10,082.3	8,747.8	7,500.1	8,060.2

Uzbekistan (927)

In Millions of U.S. Dollars

		Exports (FOB)						Imports (CIF)					
		2012	2013	2014	2015	2016	2017	2012	2013	2014	2015	2016	2017
IFS World	
World	001	5,345.6	7,546.7	6,394.2	5,373.1	8,974.9	10,391.6	14,828.1	19,575.0	20,395.6	16,986.7	11,328.4	12,035.2
Advanced Economies	110	423.6	598.1	506.7	425.8	453.4	423.5	5,098.8	6,731.1	7,013.3	5,841.1	3,501.0	3,549.5
Euro Area	163	53.4	75.4	63.8	53.7	217.2	251.8	2,626.4	3,467.2	3,612.5	3,008.7	1,661.5	1,699.8
Austria	122	0.5	0.6	340.2	449.1	467.9	389.7	92.8	53.0
Belgium	124	5.4	7.6	6.5	5.4	4.2	4.3	153.5	202.6	211.1	175.8	55.3	46.3
Cyprus	423	0.0	0.0	0.8	20.5
Estonia	939	0.2	1.6	28.6	37.8	39.4	32.8	10.6	31.6
Finland	172	0.0	0.7	41.2	54.3	56.6	47.1	30.2	25.8
France	132	0.1	0.2	0.2	0.1	102.9	123.9	291.0	384.2	400.3	333.4	144.0	102.7
Germany	134	6.9	9.8	8.3	6.9	13.5	12.1	707.3	933.7	972.9	810.3	480.9	574.1
Greece	174	0.0	0.1	9.2	12.1	12.6	10.5	7.7	24.0
Ireland	178	0.0	0.0	23.9	31.6	32.9	27.4	20.4	21.2
Italy	136	3.5	4.9	4.2	3.5	21.9	11.2	181.0	238.9	248.9	207.3	160.5	147.8
Latvia	941	27.7	39.1	33.1	27.8	50.2	73.6	340.8	450.0	468.8	390.5	221.9	203.0
Lithuania	946	0.5	0.7	0.6	0.5	4.0	5.3	306.2	404.2	421.1	350.8	277.2	257.7
Luxembourg	137	3.0	3.9	4.1	3.4	7.4	0.4
Malta	181	0.0	0.0	0.0	0.0	0.0	0.0	0.2
Netherlands	138	4.1	5.8	4.9	4.1	10.7	13.7	57.3	75.6	78.8	65.6	55.6	71.6
Portugal	182	1.7	2.3	2.0	1.7	5.0	2.7	3.5	4.6	4.8	4.0	1.6	1.2
Slovak Republic	936	1.0	0.3	3.6	4.8	5.0	4.2	13.0	9.6
Slovenia	961	0.1	0.6	81.7	107.9	112.4	93.6	32.3	24.8
Spain	184	3.5	4.9	4.2	3.5	2.8	0.9	54.4	71.8	74.8	62.3	49.3	84.3
Australia	193	0.0	0.0	0.4	0.5	0.5	0.4	0.3	0.5
Canada	156	0.3	0.5	0.4	0.3	0.0	0.0	6.5	8.6	8.9	7.4	3.4	12.5
China,P.R.: Hong Kong	532	0.0	0.0	0.0	0.0	21.4	19.2	27.1	35.8	37.3	31.0	16.7	17.8
Czech Republic	935	4.3	6.1	5.2	4.3	3.2	5.4	46.9	61.9	64.5	53.7	70.2	78.9
Denmark	128	1.4	2.9	43.7	57.7	60.1	50.1	27.0	17.3
Israel	436	0.1	0.1	0.1	0.1	0.6	3.2	29.1	38.5	40.1	33.4	22.2	25.9
Japan	158	1.1	0.7	438.7	579.2	603.5	502.6	238.8	140.9
Korea, Republic of	542	289.2	408.3	346.0	290.7	90.2	45.9	1,317.6	1,739.4	1,812.3	1,509.4	807.1	1,156.7
New Zealand	196	0.0	5.4	7.1	7.4	6.2	1.7	2.0
Norway	142	0.3	0.4	0.4	0.4	1.0	1.6
Singapore	576	17.9	25.3	21.4	18.0	57.5	56.3	15.4	20.4	21.2	17.7	5.1	3.0
Sweden	144	0.0	0.0	0.0	0.0	2.6	4.6	75.0	99.0	103.2	85.9	23.1	35.6
Switzerland	146	3.8	5.4	4.6	3.9	13.5	3.6	214.8	283.6	295.5	246.1	143.0	130.4
Taiwan Prov.of China	528	0.2	0.3	6.8	8.9	9.3	7.8	7.6	11.8
United Kingdom	112	54.1	76.4	64.8	54.4	16.3	21.7	53.7	70.9	73.9	61.5	83.5	66.1
United States	111	0.3	0.4	0.4	0.3	28.1	8.0	191.0	252.1	262.7	218.8	388.8	148.7
Emerg. & Dev. Economies	200	4,921.9	6,948.7	5,887.5	4,947.3	5,649.1	6,501.2	9,729.2	12,843.9	13,382.3	11,145.6	7,827.4	8,485.7
Emerg. & Dev. Asia	505	2,030.2	2,866.2	2,428.5	2,040.7	1,571.7	1,713.3	3,448.2	4,552.0	4,742.8	3,950.1	2,663.1	3,080.0
Bangladesh	513	164.1	231.7	196.3	165.0	86.1	50.5	22.4	29.5	30.8	25.6	12.2	11.3
China,P.R.: Mainland	924	1,839.6	2,597.1	2,200.5	1,849.1	1,401.8	1,590.5	2,772.0	3,659.4	3,812.8	3,175.5	2,234.2	2,700.6
India	534	11.9	16.8	14.2	12.0	31.6	19.6	444.5	586.8	611.4	509.2	308.5	282.0
Indonesia	536	4.7	6.7	5.7	4.8	37.4	26.3	26.7	35.2	36.7	30.6	8.5	7.5
Lao People's Dem.Rep	544	0.5
Malaysia	548	0.0	0.0	0.0	0.0	6.9	2.1	85.1	112.3	117.0	97.4	65.9	57.7
Mongolia	948	0.4	0.3	0.0	0.0
Myanmar	518	0.1	0.6	0.0	0.0	0.0	0.0	0.0	0.0
Nepal	558	0.1
Philippines	566	0.6	2.7	3.6	3.7	3.1	0.9	0.4
Sri Lanka	524	8.0	11.3	9.5	8.0	1.5	0.7	2.9	3.8	4.0	3.3	2.4	1.2
Thailand	578	0.1	0.2	0.1	0.1	0.1	0.1	2.0	2.7	2.8	2.3	7.5	6.9
Vietnam	582	1.7	2.4	2.0	1.7	5.8	21.4	89.9	118.7	123.7	103.0	23.1	12.2
Europe	170	1,937.2	2,734.9	2,317.3	1,947.2	3,159.7	3,912.4	5,062.7	6,683.5	6,963.6	5,799.7	4,401.6	4,889.7
Emerg. & Dev. Europe	903	460.4	650.0	550.8	462.8	681.7	874.3	799.0	1,054.8	1,099.0	915.3	660.0	748.5
Bulgaria	918	3.4	4.8	4.0	3.4	2.5	4.0	55.5	73.3	76.3	63.6	19.6	13.0
Croatia	960	0.1	1.5	1.9	2.0	1.7	0.1	0.5
Hungary	944	0.0	0.1	30.1	39.8	41.4	34.5	40.4	53.9
Macedonia, FYR	962	0.1	0.1	0.0	0.0	0.0	0.0	0.0	0.1

Uzbekistan (927)

In Millions of U.S. Dollars

		Exports (FOB)						Imports (CIF)					
		2012	2013	2014	2015	2016	2017	2012	2013	2014	2015	2016	2017
Montenegro	943	0.1	0.0
Poland	964	15.6	22.0	18.7	15.7	22.9	35.3	71.7	94.7	98.6	82.2	102.3	68.7
Romania	968	4.8	6.8	5.8	4.9	1.8	0.9	48.1	63.5	66.2	55.1	20.9	16.4
Serbia, Republic of	942	0.2	0.3	1.2	1.5	1.6	1.3	1.1	1.6
Turkey	186	436.6	616.4	522.3	438.9	654.3	833.5	590.9	780.0	812.7	676.9	475.4	594.5
CIS	901	1,476.8	2,084.9	1,766.5	1,484.4	2,478.0	3,038.0	4,263.7	5,628.7	5,864.6	4,884.4	3,741.6	4,141.1
Armenia	911	0.8	1.1	1.0	0.8	1.1	1.2	7.5	9.9	10.3	8.6	1.8	2.2
Azerbaijan, Rep. of	912	1.2	1.7	1.4	1.2	13.1	25.0	0.8	1.1	1.1	1.0	3.5	3.0
Belarus	913	12.2	17.2	14.6	12.2	17.3	26.2	78.7	103.9	108.3	90.2	91.8	152.1
Georgia	915	70.5	99.6	84.4	70.9	61.8	61.9	34.8	46.0	47.9	39.9	24.8	26.2
Kazakhstan	916	253.6	358.0	303.3	254.9	876.6	991.3	1,008.8	1,331.7	1,387.5	1,155.6	935.5	975.3
Kyrgyz Republic	917	85.5	120.7	102.3	86.0	114.1	169.1	24.1	31.8	33.2	27.6	44.2	72.6
Moldova	921	1.8	2.6	2.2	1.9	10.5	7.6	15.4	20.3	21.1	17.6	6.8	8.0
Russian Federation	922	1,016.2	1,434.6	1,215.5	1,021.4	1,237.4	1,527.3	2,844.1	3,754.6	3,912.0	3,258.2	2,274.5	2,564.2
Tajikistan	923	4.1	5.8	4.9	4.1	43.4	75.3	1.2	1.6	1.6	1.4	29.2	49.1
Turkmenistan	925	55.8	53.2	127.2	105.4
Ukraine	926	30.9	43.6	36.9	31.0	46.9	99.8	248.3	327.8	341.5	284.4	202.3	183.0
Europe n.s.	884	0.0	0.1
Mid East, N Africa, Pak	440	949.3	1,340.2	1,135.5	954.2	827.0	822.8	773.0	1,020.5	1,063.3	885.6	293.3	150.4
Afghanistan, I.R. of	512	456.7	644.8	546.4	459.1	416.1	507.9	1.7	1.2
Algeria	612	0.7	0.4	0.0	0.0
Egypt	469	0.6	0.8	0.7	0.6	0.4	1.3	35.8	47.2	49.2	41.0	17.1	8.2
Iran, I.R. of	429	434.8	613.9	520.1	437.1	341.8	258.3	75.5	99.6	103.8	86.5	57.1	57.4
Iraq	433	0.2	0.3	0.3	0.2	12.0	13.3	0.0	0.1
Jordan	439	0.1	1.8	2.4	2.5	2.1	0.9	0.7
Kuwait	443	0.0	0.1	0.0	0.0
Lebanon	446	0.4	0.4	0.0	0.0
Morocco	686	0.5	2.2	0.0	0.0	0.0	0.0	0.6	0.6
Oman	449	0.0	0.2	0.0	0.0	0.0	0.0	0.1	0.0
Pakistan	564	10.2	14.4	12.2	10.3	9.6	7.5	55.8	73.6	76.7	63.9	24.8	24.7
Qatar	453	0.4	0.2	0.3	0.3	0.2	0.0
Saudi Arabia	456	0.1	0.9	4.3	5.7	5.9	4.9	1.5	1.8
Syrian Arab Republic	463	0.8	1.1	0.9	0.8	0.1	0.6	0.1	0.0
Tunisia	744	0.8	1.1	0.9	0.8	0.5	2.1	0.0	0.0	0.0	0.0	0.0	0.1
United Arab Emirates	466	45.1	63.7	54.0	45.4	44.7	27.0	599.7	791.7	824.9	687.0	189.4	55.3
Sub-Saharan Africa	603	0.0	0.0	0.0	0.0	1.6	0.8	20.8	27.5	28.6	23.8	9.1	11.5
Estonia	939	0.2	1.6	28.6	37.8	39.4	32.8	10.6	31.6
Kenya	664	0.1	1.4	1.9	1.9	1.6	1.2	4.6
Madagascar	674	0.1	0.0	0.0
Malawi	676	0.3	0.2
Mozambique	688	3.7	4.8	5.0	4.2	1.8	1.5
South Africa	199	1.6	0.6	8.6	11.3	11.8	9.8	1.4	1.0
Tanzania	738	0.0	0.2
Uganda	746	5.4	7.1	7.4	6.2	3.4	1.4
Zimbabwe	698	1.7	2.3	2.4	2.0	0.8	2.5
Western Hemisphere	205	5.2	7.3	6.2	5.2	89.1	51.9	424.5	560.4	583.9	486.3	460.2	354.2
Argentina	213	2.9	4.1	3.4	2.9	1.6	1.5	2.0	2.1	1.7	5.7	17.9
Belize	339	86.0	50.2	28.4	37.6	39.1	32.6	84.7
Brazil	223	0.2	0.3	375.3	495.4	516.2	429.9	355.0	320.9
Chile	228	2.3	3.3	2.8	2.3	0.4	0.1	0.5	0.7	0.7	0.6	0.3	0.4
Colombia	233	0.6	0.2	0.5	0.0
Costa Rica	238	0.6	0.8	0.8	0.7	0.1	0.0
Dominica	321	0.4	0.9
Ecuador	248	17.0	22.5	23.4	19.5	9.6	10.5
El Salvador	253	0.1
Guatemala	258	0.3	0.1
Mexico	273	0.0	0.0	1.0	1.4	1.4	1.2	4.0	4.1
Peru	293	0.1	0.1	0.1	0.1	0.0	0.1
Uruguay	298	0.1
Venezuela, Rep. Bol.	299	0.0	0.2	0.0

Uzbekistan (927)

In Millions of U.S. Dollars

		Exports (FOB)						Imports (CIF)					
		2012	2013	2014	2015	2016	2017	2012	2013	2014	2015	2016	2017
Western Hem. n.s.	399	0.0	0.1
Other Countries n.i.e	910	0.6	0.1	0.0	0.0
Korea, Dem. People's Rep.	954	0.6	0.1	0.0
Special Categories	899	2,871.9	3,466.9
Memorandum Items													
Africa	605	0.8	1.1	1.0	0.8	3.3	5.5	20.8	27.5	28.6	23.9	9.7	12.3
Middle East	405	481.5	679.8	576.0	484.0	399.6	302.7	717.3	946.9	986.6	821.7	266.2	123.6
European Union	998	135.7	191.5	162.3	136.4	267.9	326.8	3,052.7	4,029.9	4,198.8	3,497.1	2,048.6	2,050.1
Export earnings: fuel	080	1,751.2	2,472.3	2,094.7	1,760.2	2,582.9	2,897.9	4,550.4	6,007.2	6,259.0	5,212.9	3,599.0	3,773.1
Export earnings: nonfuel	092	3,594.4	5,074.4	4,299.5	3,612.9	6,392.0	7,493.7	10,277.6	13,567.8	14,136.6	11,773.8	7,729.4	8,262.1

Vanuatu (846)

In Millions of U.S. Dollars

		Exports (FOB)						Imports (CIF)					
		2012	2013	2014	2015	2016	2017	2012	2013	2014	2015	2016	2017
IFS World		54.7	38.5	62.9	38.8	50.3	296.2	302.6	313.3	366.6	382.5
World	001	178.4	146.5	73.6	65.8	46.5	75.6	403.9	446.3	331.8	284.0	262.7	385.8
Advanced Economies	110	30.5	28.3	36.2	37.9	29.0	24.4	310.6	241.1	215.4	184.1	170.6	166.4
Euro Area	163	2.8	2.6	2.7	2.7	3.4	2.3	7.8	12.1	9.6	9.5	27.1	11.7
Austria	122	0.0	0.0	0.0	0.0	0.1	0.2
Belgium	124	0.0	0.0	0.0	0.0	0.0	0.0	0.0	0.1	0.2	0.1	0.1	0.2
Finland	172	0.0	0.0	0.0	0.2	0.0	0.3	0.3	0.5
France	132	2.3	2.3	2.4	2.3	3.3	2.3	6.0	9.4	8.0	6.4	23.1	6.8
Germany	134	0.4	0.3	0.3	0.0	0.1	0.0	0.4	0.6	0.2	0.3	0.4	0.3
Greece	174	0.0	0.0	0.0	0.0	0.0	0.0	0.1	0.0	0.0	0.6	1.0	0.8
Ireland	178	0.0	0.0	0.0	0.0	0.0	0.0	0.0	0.0	0.0	0.0	0.8	0.0
Italy	136	0.0	0.0	0.0	0.4	0.0	0.7	0.8	0.7	0.8	0.6	2.2
Latvia	941	e 0.0	e 0.4	e 0.0	e 0.0	e 0.1	e 0.0
Luxembourg	137	0.1
Malta	181	e 0.1	e 0.0	e 0.0
Netherlands	138	0.0	0.0	0.0	0.0	0.0	0.0	0.5	0.5	0.3	0.4	0.6	0.6
Slovenia	961	0.0	0.3	0.0
Australia	193	12.2	12.7	10.9	11.6	7.1	7.8	86.6	83.0	87.7	82.2	64.5	75.8
Canada	156	0.1	0.2	2.9	0.1	0.4	0.6	1.0	0.6	0.3	0.5	0.2	0.3
China,P.R.: Hong Kong	532	2.7	2.2	2.3	2.1	2.7	2.1	4.5	4.2	5.8	5.6	5.6	7.8
Czech Republic	935	0.0	0.0	0.0	0.0	0.0	0.0	0.0	0.1	1.2	0.0
Denmark	128	e 0.0	e 0.0	e 0.0	0.4	0.6	0.4	0.7	0.0	0.0
Israel	436	0.0	0.0	0.0	0.0	0.0	0.0	0.1	0.1	0.1	0.1	0.1	0.1
Japan	158	3.9	2.7	2.9	3.6	4.3	4.1	19.2	36.2	8.9	14.0	7.8	7.3
Korea, Republic of	542	0.1	0.0	0.7	0.2	0.3	0.4	2.4	1.6	0.9	0.5	0.3	0.3
New Zealand	196	3.8	2.2	3.2	1.1	1.0	0.9	32.5	32.8	32.1	41.4	40.8	37.7
Norway	142	0.0	0.0	0.0	0.0	0.0	0.0	0.0	0.1	0.1	0.0	0.0
Singapore	576	0.1	0.4	1.0	0.7	0.3	1.0	60.3	34.5	47.3	22.2	14.2	14.9
Sweden	144	0.0	0.0	0.1	0.1	0.1	0.2	0.1	0.1
Switzerland	146	0.0	0.1	0.1	0.1	0.1	0.1
Taiwan Prov.of China	528	e 1.4	e 0.6	e 0.7	e 0.7	e 1.0	e 1.1	e 2.5	e 1.6	e 1.0	e 1.0	e 2.6
United Kingdom	112	1.1	0.8	2.6	11.7	3.5	0.4	1.1	0.4	0.5	0.6	0.2	0.4
United States	111	2.2	3.7	6.4	3.3	5.1	4.9	93.4	32.3	19.9	5.5	7.4	7.4
Emerg. & Dev. Economies	200	147.9	118.2	37.4	27.8	17.5	51.2	93.1	205.0	116.1	99.6	91.8	219.1
Emerg. & Dev. Asia	505	24.1	20.7	21.1	17.3	12.0	30.9	84.5	181.6	109.9	88.1	86.2	78.6
Bangladesh	513	0.2	0.1	0.1	0.1	0.1	0.1	0.1
China,P.R.: Mainland	924	0.3	0.2	0.7	1.5	0.5	1.5	29.0	107.1	59.2	25.2	24.3	24.2
Fiji	819	3.9	2.2	3.2	1.9	2.3	4.0	21.5	20.2	20.1	23.0	23.8	21.9
F.T. French Polynesia	887	0.0	0.0	0.0	0.0	0.0	0.0	0.1	0.1	0.1	0.1	0.1	0.1
F.T. New Caledonia	839	3.5	2.5	4.1	2.5	3.3	5.8	4.3	4.1	4.0	4.6	4.8	4.4
India	534	5.4	0.0	0.0	0.2	3.0	2.2	1.9	1.8	1.8	1.9
Indonesia	536	0.3	0.1	0.1	0.1	0.0	3.5	3.9	3.8	3.3	3.5	4.5
Kiribati	826	0.4	0.3	0.4	0.3	0.3	0.6
Malaysia	548	5.1	11.7	8.5	7.5	2.0	3.1	25.1	3.2	10.9	7.4
Mongolia	948	e 0.1	e 0.2
Myanmar	518	e 0.1	e 0.0	e 0.0	e 0.0
Papua New Guinea	853	2.7	1.7	2.7	1.6	2.1	3.7	3.8	3.4	3.3	3.8	3.9	3.6
Philippines	566	1.7	1.2	0.2	1.1	0.1	13.5	0.6	1.1	0.8	0.9	1.4	0.8
Solomon Islands	813	0.8	0.6	0.9	0.6	0.7	1.3	0.7	0.6	0.5	0.6	0.6	0.5
Sri Lanka	524	e 0.1	0.0	0.1	0.0	0.0	0.0	0.0
Thailand	578	0.1	0.1	0.0	0.0	0.0	0.0	12.1	10.9	10.1	10.4	11.0	13.2
Vietnam	582	0.1	0.1	0.2	0.1	0.1	0.2	1.9	2.0	2.1	2.5	2.6	2.4
Asia n.s.	598	0.8	0.8	0.8	1.0	1.0	1.0
Europe	170	2.1	0.3	0.0	0.2	0.1	0.1	5.7	4.2	0.9	1.1	1.0	136.8
Emerg. & Dev. Europe	903	2.1	0.3	0.0	0.1	0.1	0.1	5.6	4.1	0.8	1.1	1.0	1.8
Croatia	960	0.0	0.1	0.0	0.0	0.1	0.5
Hungary	944	e 0.0	e 0.0	0.0	0.0	0.0	0.0	0.0	0.1
Montenegro	943	e 0.2	e 0.0	e 0.0	e 0.0
Romania	968	e 2.0	e 0.0	e 4.6	e 0.2	e 0.0	e 0.6	e 0.3
Turkey	186	0.0	0.0	0.0	0.1	0.1	0.0	0.9	3.9	0.8	1.0	0.3	1.0

Vanuatu (846)

In Millions of U.S. Dollars

		Exports (FOB)						Imports (CIF)					
		2012	2013	2014	2015	2016	2017	2012	2013	2014	2015	2016	2017
CIS	901	0.0	0.1	0.0	0.0	0.0	0.0	0.1	0.0	0.0	0.0	0.0	135.0
Russian Federation	922	0.0	0.0	0.0	0.0	0.0	0.0	0.0	0.0	0.0	134.9
Ukraine	926	0.1	0.0	0.0	0.0	0.0
Mid East, N Africa, Pak	440	0.1	0.3	0.0	0.1	0.1	0.1	0.7	0.4	0.6	0.7	0.6	0.7
Bahrain, Kingdom of	419	e 0.0	e 0.0	e 0.0	e 0.0	e 0.0	e 0.0	e 0.3	e 0.0	e 0.2	e 0.2	e 0.1	e 0.1
Egypt	469	e 0.0	e 0.0	e 0.0	e 0.1
Kuwait	443	e 0.0	e 0.0	e 0.0	0.1	0.1	0.1	0.1	0.1	0.1
Lebanon	446	e 0.0	e 0.1
Mauritania	682	0.0	0.0	0.0	0.0	0.0	0.0	0.0	0.0	0.0	0.1	0.1	0.0
Pakistan	564	e 0.1	e 0.3	e 0.0	e 0.0	e 0.0	e 0.1	0.0	0.0	0.0	0.0	0.0	0.0
United Arab Emirates	466	0.1	0.1	0.2	0.2	0.2	0.2
Sub-Saharan Africa	603	113.7	77.6	0.2	0.3	0.0	0.0	1.6	18.0	2.1	7.4	2.1	0.9
Burkina Faso	748	e 77.2	e 16.2
Côte d'Ivoire	662	e 113.6	e 0.0	e 0.0	e 0.0	e 1.0	e 1.4	e 1.6	e 1.8	e 1.5	e 0.7
Eswatini, Kingdom of	734	0.1	0.1	0.1	0.1	0.1	0.1
Mali	678	e 0.0	0.1	0.1	0.1	0.1	0.1	0.1
Mauritius	684	0.1	0.0	0.0	0.0	0.2	0.0	0.3	5.1	0.2	0.0
Nigeria	694	e 0.4	e 0.3
South Africa	199	0.0	0.0	0.1	0.0	0.0	0.0	0.2	0.2	0.1	0.4	0.2	0.0
Western Hemisphere	205	7.9	19.3	16.0	10.0	5.3	20.2	0.6	0.8	2.6	2.3	1.8	2.1
Argentina	213	0.2	0.2	0.2	0.2	0.2	0.2
Aruba	314	0.0	0.0	0.3	0.0	0.0
Brazil	223	0.1	0.1	0.1	0.1	0.1	0.1	0.1	0.1	0.0	0.1	0.0	0.1
Chile	228	e 0.0	e 0.0	e 0.0	e 0.0	e 0.1	e 0.3	0.0
Colombia	233	0.1	0.0	0.0	0.0	0.0	0.0	0.1	0.1
Dominican Republic	243	e 1.3	e 0.0	e 0.0	e 0.0	e 0.0	e 0.0
Ecuador	248	e 0.0	e 0.3	e 0.1	e 0.0	0.0	0.0	0.0	0.0	0.0	0.0
Honduras	268	0.0	16.3	0.0	0.0	0.0	0.0	0.0	0.0
Jamaica	343	0.2	0.2	0.2	0.3	0.3	0.3
Mexico	273	e 6.6	e 0.0	e 0.0	e 0.1	e 0.0	e 0.0	0.0	0.0
Trinidad and Tobago	369	e 0.0	e 0.0	e 1.8	e 1.5	e 1.1	e 1.3
Uruguay	298	e 0.0	0.0	0.2	0.2	0.0	0.0	0.0
Venezuela, Rep. Bol.	299	e 18.9	e 15.8	e 9.5	e 5.1	e 3.4
Western Hem. n.s.	399	0.1	0.1	0.1	0.1	0.1	0.1
Countries & Areas n.s.	898	0.2	0.2	0.2	0.2	0.2	0.2
Memorandum Items													
Africa	605	113.7	77.6	0.2	0.3	0.1	0.0	1.7	18.1	2.2	7.6	2.2	1.0
Middle East	405	0.0	0.0	0.0	0.1	0.0	0.0	0.6	0.3	0.5	0.5	0.5	0.6
European Union	998	6.0	3.4	5.3	14.5	6.8	2.8	14.1	13.4	10.6	11.2	29.3	13.0
Export earnings: fuel	080	0.0	19.5	15.9	9.8	5.2	3.5	0.6	0.3	2.4	2.1	1.6	136.8
Export earnings: nonfuel	092	178.4	127.0	57.7	56.0	41.3	72.2	403.4	446.0	329.4	281.9	261.0	249.0

Vatican (187)

In Millions of U.S. Dollars

		Exports (FOB)						Imports (CIF)					
		2012	2013	2014	2015	2016	2017	2012	2013	2014	2015	2016	2017
IFS World	
World	001	8.1	4.8	6.4	2.4	4.1	3.9	73.3	62.3	58.3	42.9	45.3	65.2
Advanced Economies	110	7.1	4.4	4.1	1.7	2.8	3.0	73.0	62.1	58.0	42.8	44.4	63.0
Euro Area	163	6.5	4.4	4.0	1.6	2.7	2.0	69.1	61.5	57.6	42.5	37.9	43.8
Austria	122	e 0.0	e 0.1	e 0.1	e 0.1	e 0.1	e 0.1	e 0.6	e 0.6	e 0.6	e 0.4	e 0.9	e 0.4
Belgium	124	e 0.0	e 0.1	e 0.0	e 0.0	e 0.0	e 0.0	e 0.1	e 0.1	e 0.0	e 0.0	e 0.1	e 0.0
Finland	172	e 0.3	e 0.0	e 0.0	e 0.0	e 0.1	e 0.1	e 0.0	e 0.1	e 0.0	e 0.1
France	132	e 0.2	e 0.4	e 0.2	e 0.2	e 0.1	e 0.2	e 0.8	e 0.8	e 1.0	e 0.9	e 0.6	e 0.5
Germany	134	e 4.8	e 3.3	e 3.4	e 1.3	e 1.3	e 1.5	e 2.3	e 2.3	e 3.1	e 2.6	e 3.4	e 3.5
Italy	136	e 0.6	e 0.0	e 0.0	e 0.0	e 1.1	e 0.3	e 64.3	e 57.3	e 52.5	e 37.6	e 31.6	e 36.9
Netherlands	138	e 0.2	e 0.0	e 0.0	e 0.0	e 0.0	e 0.0	e 0.7	e 0.1	e 0.2	e 0.6	e 1.0	e 2.2
Slovak Republic	936	e 0.3	e 0.0	e 0.0
Spain	184	e 0.0	e 0.6	e 0.1	e 0.0	e 0.0	e 0.0	e 0.1	e 0.1	e 0.2	e 0.1	e 0.1	e 0.1
China,P.R.: Hong Kong	532	e 0.0	e 0.0	e 0.0	e 0.1	e 0.0
China,P.R.: Macao	546	e 0.4
Czech Republic	935	e 0.0	e 0.1	e 0.0	e 0.0	e 0.0
Singapore	576	e 0.0	e 0.0	e 0.1
Sweden	144	e 0.0	e 0.0	e 0.0	e 0.0	e 0.0	e 0.1	e 0.0	e 0.1	e 0.1	e 0.1	e 0.0
Switzerland	146	e 0.0	e 0.1	e 5.7	e 17.2
United Kingdom	112	e 0.6	e 0.0	e 0.1	e 0.0	e 0.0	e 0.3	e 3.7	e 0.5	e 0.2	e 0.1	e 0.3	e 1.6
United States	111	e 0.1	e 0.6	e 0.1	e 0.4
Emerg. & Dev. Economies	200	0.9	0.3	2.2	0.7	1.2	0.9	0.4	0.2	0.3	0.1	0.8	2.2
Emerg. & Dev. Asia	505	0.2	0.0	1.1	0.2	0.2	0.3	0.0	0.0	0.1	0.0	0.1	0.2
Brunei Darussalam	516	e 0.0	e 0.0	e 0.2
Cambodia	522	e 0.0	e 0.0	e 0.0	e 0.1
China,P.R.: Mainland	924	e 0.0	e 0.1
Fiji	819	e 0.0	e 0.0	e 0.0	e 0.1	e 0.0	e 0.0	e 0.0
India	534	e 0.0	e 0.1
Indonesia	536	e 0.0	e 0.0	e 0.1
Kiribati	826	e 0.0	e 0.1
Malaysia	548	e 0.1	e 0.1
Myanmar	518	e 0.2	e 0.0	e 1.0	e 0.0
Sri Lanka	524	e 0.0	e 0.0	e 0.1	e 0.0
Europe	170	0.0	0.0	0.0	0.0	0.0	0.0	0.1	0.1	0.2	0.0	0.2	0.1
Emerg. & Dev. Europe	903	0.0	0.0	0.0	0.0	0.0	0.0	0.1	0.1	0.2	0.0	0.2	0.1
Croatia	960	e 0.0	e 0.0	e 0.0	e 0.0	e 0.1
Poland	964	e 0.0	e 0.0	e 0.0	e 0.0	e 0.0	e 0.0	e 0.0	e 0.0	e 0.1	e 0.0	e 0.2	e 0.1
Mid East, N Africa, Pak	440	0.6	0.1	0.5	0.1	0.4	0.1	0.0	0.0	0.0
Bahrain, Kingdom of	419	e 0.5	e 0.1	e 0.5	e 0.0	e 0.3	e 0.1	e 0.0
Pakistan	564	e 0.0	e 0.0	e 0.0	e 0.1	e 0.0
Sub-Saharan Africa	603	0.1	0.0	0.0	0.2	0.3	0.2	0.2	0.1	0.0	1.8
Mauritius	684	e 1.0
Mozambique	688	e 0.1	e 0.0	e 0.2
Namibia	728	e 0.0	e 0.2	e 0.1
Sierra Leone	724	e 0.1
South Africa	199	e 0.0	e 0.8
Tanzania	738	e 0.0	e 0.0	e 0.2	e 0.1
Western Hemisphere	205	0.1	0.2	0.6	0.2	0.3	0.2	0.1	0.0	0.0	0.0	0.5	0.0
Belize	339	e 0.0	e 0.1
Colombia	233	e 0.1
Guyana	336	e 0.0	e 0.0	e 0.5
Mexico	273	e 0.1	e 0.0	e 0.2	e 0.2	e 0.3	e 0.1	e 0.0
St. Kitts and Nevis	361	e 0.0	e 0.0	e 0.0	e 0.0	e 0.1	e 0.0
Trinidad and Tobago	369	e 0.0	e 0.4	e 0.0
Other Countries n.i.e	910	0.1	0.1	0.1	0.1	0.1	0.1
Cuba	928	e 0.1	e 0.1	e 0.1	e 0.1	e 0.1	e 0.1
Memorandum Items													
Africa	605	0.1	0.0	0.0	0.2	0.3	0.2	0.2	0.1	0.0	1.8
Middle East	405	0.6	0.1	0.5	0.0	0.4	0.1	0.0	0.0
European Union	998	7.1	4.5	4.1	1.7	2.7	2.3	73.0	62.2	58.2	42.7	38.5	45.5

Vatican (187)

In Millions of U.S. Dollars

		Exports (FOB)						Imports (CIF)					
		2012	2013	2014	2015	2016	2017	2012	2013	2014	2015	2016	2017
Export earnings: fuel	080	0.6	0.1	0.9	0.1	0.4	0.4	0.0	0.0
Export earnings: nonfuel	092	7.6	4.8	5.5	2.4	3.7	3.6	73.3	62.3	58.3	42.9	45.3	65.2

Venezuela, Republica Bolivariana de (299)

In Millions of U.S. Dollars

		Exports (FOB)						Imports (CIF)					
		2012	2013	2014	2015	2016	2017	2012	2013	2014	2015	2016	2017
IFS World		97,877.0	88,753.0	74,714.0	37,236.0	52,035.5	49,445.0	48,730.0	40,145.6
World	001	84,144.2	80,768.2	74,737.1	37,252.2	27,008.1	32,585.9	72,449.9	62,865.1	52,258.9	40,145.7	21,080.4	14,036.2
Advanced Economies	110	42,397.9	42,314.6	36,480.8	18,064.0	12,589.8	14,388.6	25,370.1	19,606.0	16,708.5	13,205.4	7,649.5	5,107.3
Euro Area	163	4,538.8	2,640.3	2,936.8	1,588.0	613.7	788.6	6,636.1	5,683.5	4,731.2	3,471.6	1,816.2	886.7
Austria	122	0.1	0.4	0.3	0.4	0.8	159.9	214.1	72.2	118.7	44.4	11.0
Belgium	124	400.6	399.6	411.2	213.1	141.0	131.4	318.6	257.3	186.3	178.9	114.5	47.6
Cyprus	423	4.4	1.6	0.2	1.1	0.0	0.0
Estonia	939	0.0	0.0	32.1	15.3	1.4	0.2	0.0	0.2
Finland	172	0.0	0.0	90.5	81.3	67.1	34.7	14.1	11.0
France	132	258.4	9.3	79.7	47.6	28.7	28.9	629.8	609.5	490.0	379.3	280.1	67.8
Germany	134	611.8	20.0	6.2	3.2	4.2	7.9	1,451.3	1,413.8	1,143.0	919.2	440.5	287.5
Greece	174	25.1	392.4	192.1	4.2	5.4	21.5	12.5	1.9	3.6	3.8	1.1
Ireland	178	0.1	0.2	0.0	0.0	0.0	167.1	122.3	66.1	82.2	10.1	1.8
Italy	136	552.2	60.9	19.5	50.5	34.7	67.8	1,294.3	1,160.7	926.6	656.0	335.3	209.6
Latvia	941	0.0	11.8	1.8	1.3	0.0	0.1	0.3
Lithuania	946	0.0	0.1	0.0	0.0	8.2	11.6	16.7	33.7	40.1	39.7
Luxembourg	137	0.0	0.0	7.3	0.5	9.3	0.9	1.0	0.6
Malta	181	1.0	1.8	1.1	0.2	0.1	0.1
Netherlands	138	560.2	276.4	313.9	188.3	123.7	112.2	491.7	308.1	348.7	186.0	67.1	34.3
Portugal	182	116.7	3.4	45.3	16.4	19.4	315.4	398.5	397.7	156.7	99.0	12.8
Slovak Republic	936	8.3	10.9	11.9	10.2	1.9	1.1
Slovenia	961	14.6	5.8	5.6	2.7	4.8	2.1	1.7	0.7	0.5
Spain	184	2,024.3	1,843.1	1,704.3	847.5	260.3	414.6	1,620.3	1,057.3	987.7	708.3	363.3	159.6
Australia	193	0.1	0.1	0.0	0.0	0.0	19.5	11.2	11.7	6.8	0.6	0.3
Canada	156	2.3	8.2	9.9	2.4	0.4	0.4	664.2	690.5	730.5	543.6	203.3	160.7
China,P.R.: Hong Kong	532	5.2	7.2	16.5	20.5	15.6	31.8	570.1	414.8	365.0	184.5	154.1	102.4
Czech Republic	935	0.0	0.0	18.3	7.3	10.5	4.6	3.5	2.0
Denmark	128	0.0	1.9	0.9	13.2	8.6	79.2	97.6	67.9	42.1	16.3	12.1
Iceland	176	0.1	0.0	4.3	0.3	0.0	0.0	0.5	0.3	0.0	0.0	0.0
Israel	436	0.0	2.6	3.5	2.7	2.4	37.0	25.4	12.1	9.1	2.3	3.5
Japan	158	526.1	333.4	173.4	111.5	230.8	695.6	480.7	322.7	455.0	183.6	104.3
Korea, Republic of	542	64.4	45.5	1.5	4.4	5.2	3.7	619.0	316.1	229.3	282.4	205.0	37.3
New Zealand	196	469.4	71.9	190.5	200.6	47.2	0.3
Norway	142	0.2	0.0	0.0	0.0	0.0	25.1	15.2	14.5	9.2	9.8	7.7
Singapore	576	7,214.5	5,224.9	2,558.9	1,418.9	1,973.5	91.7	55.9	96.3	71.0	44.0	7.3
Sweden	144	524.9	775.2	702.4	345.7	288.5	372.5	194.9	143.1	83.0	26.3	78.8	71.4
Switzerland	146	547.7	373.4	539.9	186.8	619.3	0.8	369.6	315.2	240.3	186.5	136.9	52.3
Taiwan Prov. of China	528	0.8	1.7	7.5	0.9	0.6	0.1	0.2	0.0
United Kingdom	112	544.2	527.2	393.5	326.1	149.8	92.4
United States	111	36,713.6	30,722.2	26,703.4	13,174.3	9,499.9	10,975.1	14,336.1	10,749.9	9,209.1	7,386.0	4,598.2	3,566.6
Emerg. & Dev. Economies	200	37,798.5	34,392.8	35,065.8	17,625.1	13,289.6	16,851.2	45,979.7	42,032.2	34,372.7	26,560.0	13,227.2	8,790.5
Emerg. & Dev. Asia	505	27,459.7	27,902.5	23,180.5	11,351.0	8,684.5	10,638.3	11,167.3	9,354.4	7,524.1	6,632.7	3,259.6	2,291.0
American Samoa	859	0.1	0.1	0.0
Bangladesh	513	2.4	3.0	0.6	45.0	45.0	45.0
Brunei Darussalam	516	0.0	0.1	0.0
Cambodia	522	1.4	0.0	0.0	0.0	0.0	0.0
China,P.R.: Mainland	924	13,500.9	12,952.1	9,803.6	4,791.0	3,818.0	5,031.5	10,001.4	8,579.3	6,892.1	6,156.7	2,978.5	2,032.9
Fiji	819	e 0.0	e 0.2	e 0.0	e 0.1	e 0.0	0.0
F.T. New Caledonia	839	e 0.0	e 0.0	e 0.0	e 0.0	e 0.0	e 0.0	0.0	2.9
India	534	13,286.5	14,453.9	12,615.0	6,177.8	4,653.5	5,404.0	374.7	298.9	311.9	246.0	112.1	125.6
Indonesia	536	0.0	0.1	1.4	1.1	3.2	120.0	70.0	62.0	32.1	20.2	12.5
Lao People's Dem.Rep	544	0.3	0.0	0.2
Malaysia	548	672.2	496.1	755.4	370.1	204.2	190.0	102.9	58.9	35.2	43.3	21.1	4.0
Maldives	556	e 0.1	e 0.0	e 0.0
Myanmar	518	0.0	0.2	0.3
Nepal	558	e 0.0	e 0.0	e 0.1	e 0.0	e 0.3	0.0	0.0	0.0	0.0
Philippines	566	0.1	12.7	5.9	4.2	4.3	4.0	0.8
Samoa	862	0.4	0.5	0.1	0.0	0.0	0.0
Solomon Islands	813	0.0	0.4	0.0
Sri Lanka	524	0.0	2.9	1.8	1.3	0.5	0.4	0.0

Venezuela, Republica Bolivariana de (299)

In Millions of U.S. Dollars

		Exports (FOB)						Imports (CIF)					
		2012	2013	2014	2015	2016	2017	2012	2013	2014	2015	2016	2017
Thailand	578	0.2	1.1	1.0	0.4	0.9	210.8	142.1	82.9	36.3	41.8	45.3
Tuvalu	869	0.1	0.0	0.0	0.0
Vanuatu	846	20.0	16.7	10.0	5.4	3.7
Vietnam	582	0.1	4.8	9.7	7.0	8.4	328.9	172.8	112.9	57.9	31.0	21.1
Asia n.s.	598	8.2	0.4	0.6	0.4	0.2	0.1
Europe	170	119.1	226.7	100.2	67.8	50.9	69.4	503.9	558.3	614.6	365.9	194.9	139.0
Emerg. & Dev. Europe	903	99.3	203.8	72.8	46.3	34.1	55.4	245.2	329.7	321.8	184.1	58.9	77.2
Albania	914	0.0	0.5	0.6	3.4
Bosnia and Herzegovina	963	e 0.2	e 0.0	e 0.0	e 0.0	e 0.2	e 0.0	e 0.0
Bulgaria	918	0.0	0.2	0.2	0.0	2.5	3.1	3.5	0.4	0.6	0.2
Croatia	960	16.8	0.0	0.0	0.3	0.1	0.1	0.0	0.8	0.6
Hungary	944	40.3	30.0	34.1	17.3	5.5	4.3
Macedonia, FYR	962	e 4.2	e 4.9	e 0.4	e 0.0	e 0.0	e 0.0	0.0	0.0	0.0
Montenegro	943	e 0.0	e 0.0	e 0.0	e 0.0	e 0.0	e 0.0	e 0.1
Poland	964	20.6	21.5	29.3	17.3	16.0	20.9	75.9	99.0	111.3	103.2	22.6	27.1
Romania	968	2.4	0.3	0.0	0.0	0.0	26.7	18.4	88.3	4.8	4.9	1.2
Serbia, Republic of	942	e 2.1	e 0.0	e 0.2	e 0.0	e 0.0	e 0.0	e 0.2	e 0.3	e 0.0	e 0.0	e 0.1	e 0.0
Turkey	186	72.1	158.1	42.5	28.3	17.2	30.8	99.3	178.7	84.3	58.4	24.3	43.7
CIS	901	19.8	22.9	27.4	21.5	16.8	14.0	258.6	228.6	292.7	181.8	136.1	61.8
Azerbaijan, Rep. of	912	1.0	0.0	0.0	0.0	0.3	0.1
Belarus	913	35.0	38.2	53.9	30.2	2.2	11.2
Georgia	915	5.3	0.0	0.2	2.8	0.2	0.0	0.0	0.0
Kazakhstan	916	0.0	0.0	0.0	0.2	0.2	0.6
Moldova	921	e 3.2	e 0.0	e 0.0	e 0.0	e 0.2	e 0.0	0.0
Russian Federation	922	0.6	5.5	6.1	2.0	0.9	195.9	174.8	238.1	150.9	131.8	26.7
Tajikistan	923	e 15.9	e 17.6	e 21.8	e 15.3	e 14.7	e 12.0	0.0
Ukraine	926	0.0	25.4	12.4	0.5	0.4	1.6	23.0
Uzbekistan	927	e 0.0	2.1	0.5	0.0	0.0	0.2
Europe n.s.	884	0.2	0.1
Mid East, N Africa, Pak	440	61.8	20.8	47.4	3.8	24.0	1,060.0	184.7	165.2	101.2	123.4	69.6	58.9
Afghanistan, I.R. of	512	0.7	0.7	0.0
Algeria	612	21.1	24.2	0.0	0.0	0.0	0.9
Bahrain, Kingdom of	419	0.0	0.1	0.1
Egypt	469	61.7	0.0	0.3	0.1	0.0	0.0	21.3	4.6	2.2	1.5	0.3	0.2
Iran, I.R. of	429	0.0	0.0	0.0	0.0	61.2	21.0	19.6	34.6	18.5	12.6
Iraq	433	0.1	0.0	0.8	0.1	0.1	0.1	0.0
Jordan	439	0.0	1.2	1.3	1.0	0.2	0.0	0.0
Kuwait	443	0.0	0.1	0.0	0.0	0.0	0.1	0.1	0.0	0.1	0.1	0.0
Lebanon	446	0.1	0.1	0.1	0.1	0.0	3.9	3.9	4.4	0.9	2.4	1.0
Libya	672	0.0	0.1	0.0	0.0	0.0	0.0	0.0
Mauritania	682	e 0.0	e 0.2	e 0.2	e 0.2	0.4	1.0	0.6
Morocco	686	11.3	0.9	0.4	0.3	0.1	29.1	29.7	17.9	33.6	17.7	19.3
Oman	449	0.0	0.1	0.1	0.0	0.0	0.0	0.6	0.0	0.5	0.6	0.4
Pakistan	564	0.0	0.0	0.0	0.0	0.2	24.8	18.2	10.8	7.3	4.2	1.4
Qatar	453	0.0	3.4	2.1	0.9	0.9	5.0
Saudi Arabia	456	8.7	0.2	0.0	0.0	1.1	1.7	1.3	1.9	1.3	0.9	1.0
Sudan	732	0.0	1.0	1.3	0.2	0.2	0.2	0.2
Syrian Arab Republic	463	7.8	3.8	6.3	1.6	0.9	0.6
Tunisia	744	0.0	2.0	1.0	1.0	1.0	2.6	4.6	1.1	2.2	2.3	2.2
United Arab Emirates	466	0.5	43.4	1.8	1.4	1,033.3	28.8	69.0	32.4	38.5	20.6	14.0
West Bank and Gaza	487	e 0.1	e 0.0	e 0.1	e 0.1	e 0.0	e 0.0	e 0.4
Sub-Saharan Africa	603	371.9	78.3	220.5	117.0	98.1	115.7	53.1	30.7	17.6	8.2	23.3	8.0
Angola	614	0.1	0.0	0.1	0.1	0.1	1.2	0.3	0.0	0.1	0.0	0.0
Burkina Faso	748	e 25.3	e 0.0	e 0.0	e 0.2	e 5.8	e 7.5	0.1
Burundi	618	e 0.2
Cameroon	622	1.1	0.0	0.0	0.1	0.1	0.0
Chad	628	0.0	0.0	0.0	0.1	0.4	0.0	0.0	0.0
Congo, Dem. Rep. of	636	0.2
Congo, Republic of	634	0.0	0.1	0.0	0.0	0.0	0.0	0.0	0.2	0.1	0.1
Côte d'Ivoire	662	0.5	0.0

Venezuela, Republica Bolivariana de (299)

In Millions of U.S. Dollars

		Exports (FOB)						Imports (CIF)					
		2012	2013	2014	2015	2016	2017	2012	2013	2014	2015	2016	2017
Eritrea	643	e 0.0	e 0.0	e 0.0	e 0.0	e 0.0	e 0.0	1.0	10.9	7.7	0.5	0.2	0.2
Estonia	939	0.0	0.0	32.1	15.3	1.4	0.2	0.0	0.2
Ethiopia	644	1.0	0.0
Gabon	646	0.0	0.0	0.0	0.0	0.0	0.0	0.0	0.0	0.2	0.1	0.1
Kenya	664	0.0	0.0	0.0	0.1	0.1	0.1
Madagascar	674	5.0	3.6	4.3	3.2	0.1	0.2
Malawi	676	e 0.0	e 0.0	e 0.0	e 0.0	e 0.0	0.0	0.2	0.1	0.1
Mauritius	684	e 0.0	e 0.1	e 0.0	e 0.0	e 0.1	e 0.0	0.9	0.0	0.0
Mozambique	688	0.0	0.2	0.1	0.1
Namibia	728	0.0	0.1	0.0	0.0	0.0	0.0
Niger	692	0.1	0.2	0.0	0.0	0.0
Nigeria	694	219.1	107.3	77.5	92.4	0.3	0.1	0.0	0.0	0.0
Senegal	722	0.0	0.0	0.1	0.1	0.2
Seychelles	718	e 0.0	e 0.0	e 0.0	e 0.0	e 0.0	1.0
Sierra Leone	724	1.3	0.3	0.1	0.0	0.0
South Africa	199	3.0	0.0	4.0	10.9	11.3	44.6	16.6	8.5	6.5	22.3	7.1
Togo	742	346.6	75.0
Western Hemisphere	205	9,786.0	6,164.7	11,517.2	6,085.5	4,432.1	4,967.7	34,070.7	31,923.5	26,115.2	19,429.7	9,679.6	6,293.5
Antigua and Barbuda	311	54.1	26.5	19.1	22.8	0.8	0.0	0.1
Argentina	213	4.9	37.5	9.3	4.8	27.8	7.6	2,274.2	1,563.0	2,548.2	1,435.0	996.0	401.3
Aruba	314	801.5	351.6	623.1	305.9	383.4	385.7	0.9	2.6	4.5	0.6	1.4	1.3
Bahamas, The	313	1.0	1.0	0.2
Barbados	316	2.1	0.0	0.0	0.0	0.0	0.0	6.0	20.1	7.0	22.4	15.6	15.8
Belize	339	0.1	1.1	1.6	0.7	0.8	0.7
Bolivia	218	0.9	0.3	0.4	1.3	1.0	2.4	500.7	387.9	260.3	102.7	25.8	1.8
Brazil	223	1,995.6	696.4	930.8	523.2	302.6	279.1	5,553.1	4,284.5	5,286.2	3,903.7	1,545.2	540.6
Chile	228	320.3	63.6	49.2	23.8	53.7	44.8	817.9	661.0	572.7	633.6	265.2	107.8
Colombia	233	374.4	320.0	291.8	195.0	128.8	150.9	2,732.2	2,327.2	2,542.5	2,380.6	1,243.6	527.8
Costa Rica	238	21.0	26.5	13.8	19.0	5.0	5.6	98.9	75.9	124.6	65.3	13.3	5.0
Dominica	321	0.0	0.5	0.3	0.2	0.2	0.3	0.1	0.0	0.2	0.1	0.1
Dominican Republic	243	1,198.6	1,243.0	889.6	442.2	319.4	380.9	65.8	71.2	124.8	76.6	41.0	27.9
Ecuador	248	75.1	23.1	24.7	16.4	16.3	26.1	1,356.8	1,002.6	650.5	425.1	207.7	74.1
El Salvador	253	76.0	0.1	0.1	0.1	0.0	24.9	17.6	9.9	69.9	27.9	37.5
Grenada	328	0.5	0.1	0.1	0.1
Guatemala	258	33.1	9.6	2.9	7.2	23.0	23.6	47.2	45.8	85.0	88.3	20.8	6.6
Guyana	336	1.4	0.5	2.1	112.5	0.6	103.8	45.3	12.6	6.1
Haiti	263	7.2	1.9	0.9	0.7	0.8	0.0	0.0	0.1
Honduras	268	0.0	0.3	0.2	0.2	0.0	62.6	31.9	62.3	85.0	19.7	0.7
Jamaica	343	1,029.3	950.1	608.4	298.3	215.4	256.9	5.6	0.1	0.2	0.2	0.1	0.1
Mexico	273	126.8	45.1	61.4	77.6	99.0	69.9	2,455.7	2,315.7	1,947.4	1,695.4	793.0	1,361.7
Netherlands Antilles	353	6,189.2	3,041.1	2,196.1	2,619.0	89.7	30.9	16.6	11.3
Nicaragua	278	698.3	589.1	505.2	249.4	145.1	97.9	498.5	175.7	228.4	304.8	264.3	267.5
Panama	283	65.1	92.4	15.8	13.6	12.9	5.0	1,936.8	994.4	954.1	712.7	284.8	285.2
Paraguay	288	0.5	0.5	0.0	0.0	0.0	64.7	48.1	45.0	49.6	26.6	18.1
Peru	293	218.2	16.4	11.3	15.3	6.3	12.3	1,462.1	661.7	398.0	267.7	178.1	112.3
St. Kitts and Nevis	361	0.2	0.1	0.1	0.1
St. Lucia	362	29.0	14.2	10.3	12.2	0.1
St. Vincent & Grens.	364	0.8	0.3	0.0	0.0	0.0	0.0	0.1	0.0	0.0	0.0	0.0
Suriname	366	1.1	0.0	1.1	0.8	0.9	0.0	0.0	0.1	1.4	0.8	0.5
Trinidad and Tobago	369	41.7	61.6	63.6	71.5	51.6	61.5	25.4	77.3	31.8	10.4	5.6	3.8
Uruguay	298	808.7	649.3	346.5	172.0	5.5	15.2	722.3	469.3	646.4	296.4	70.4	29.0
Western Hem. n.s.	399	1,968.9	902.9	790.6	564.2	407.4	485.9	13,243.5	16,686.8	9,389.6	6,724.9	3,602.6	2,449.1
Other Countries n.i.e	910	3,947.8	4,060.8	3,190.5	1,563.0	1,128.8	1,346.1	1,100.1	1,226.9	1,177.8	380.3	203.7	138.5
Cuba	928	3,947.8	4,060.8	3,190.5	1,562.7	1,128.6	1,345.9	1,058.2	1,195.9	1,159.0	351.2	188.1	127.9
Korea, Dem. People's Rep.	954	0.0	0.3	0.2	0.3	41.9	31.0	18.8	29.1	15.6	10.6
Memorandum Items													
Africa	605	371.9	89.6	223.6	118.5	120.6	141.0	86.2	67.4	37.5	44.3	43.6	30.7
Middle East	405	61.8	9.5	44.4	2.3	1.5	1,034.5	126.2	109.8	70.6	80.0	45.1	34.8
European Union	998	5,084.4	3,456.3	3,670.7	1,952.1	931.6	1,190.7	7,618.4	6,609.5	5,523.5	3,996.4	2,099.0	1,098.0
Export earnings: fuel	080	492.8	414.3	649.2	399.7	299.8	1,394.2	4,904.8	4,066.3	3,780.1	3,146.4	1,656.8	669.0
Export earnings: nonfuel	092	83,651.4	80,353.9	74,087.9	36,852.4	26,708.4	31,191.7	67,545.1	58,798.8	48,478.8	36,999.3	19,423.5	13,367.2

Vietnam (582)

In Millions of U.S. Dollars

		Exports (FOB)						Imports (CIF)					
		2012	2013	2014	2015	2016	2017	2012	2013	2014	2015	2016	2017
IFS World		115,381.3	132,668.5	150,130.0	162,519.0	176,600.9	114,238.2	131,872.8	149,327.0	166,366.0	174,230.8
World	001	111,350.1	128,807.7	145,936.7	160,012.7	175,637.6	210,462.7	111,679.6	129,293.9	144,824.1	175,784.4	185,292.0	220,270.0
Advanced Economies	110	71,648.0	83,125.3	95,508.1	105,469.3	115,812.3	133,489.7	59,981.7	66,047.0	72,450.5	81,545.0	87,713.0	105,919.6
Euro Area	163	15,636.0	18,800.4	22,148.5	24,090.7	26,908.7	31,372.1	7,483.3	8,094.5	7,371.5	8,651.4	8,950.3	10,097.9
Austria	122	1,065.2	1,905.3	2,159.8	2,188.7	2,631.3	3,650.5	157.5	197.8	225.9	412.1	351.0	455.2
Belgium	124	1,146.7	1,324.8	1,807.3	1,779.5	1,967.2	2,431.9	411.6	502.1	520.6	494.2	476.0	593.4
Cyprus	423	17.7	16.7	28.7	33.4	38.1	40.1	11.2	11.2	17.7	25.3	35.6	36.3
Estonia	939	11.5	11.2	19.7	25.5	30.8	41.7	6.6	18.6	22.2	19.3	6.3	6.3
Finland	172	99.7	78.9	104.6	117.6	106.6	123.4	204.3	149.8	158.3	204.4	224.8	227.8
France	132	2,163.6	2,206.4	2,398.7	2,977.8	3,024.9	3,609.4	1,589.1	995.7	1,143.1	1,258.5	1,159.8	1,402.5
Germany	134	4,095.2	4,729.7	5,185.1	5,707.4	5,960.5	6,526.1	2,377.4	2,963.1	2,623.3	3,202.7	2,850.2	3,880.7
Greece	174	150.6	186.2	185.4	167.3	188.6	238.9	22.5	18.5	22.2	28.5	50.4	47.4
Ireland	178	81.0	73.8	102.4	115.0	112.3	103.7	647.0	958.5	211.7	286.2	1,026.8	316.4
Italy	136	1,876.7	2,293.5	2,744.7	2,847.8	3,264.8	2,782.9	972.1	1,172.6	1,338.4	1,451.5	1,427.0	1,670.0
Latvia	941	72.5	102.3	137.0	138.6	152.3	166.9	6.6	3.0	2.3	7.0	8.5	15.4
Lithuania	946	36.9	43.2	51.4	37.8	48.3	49.0	20.8	6.7	28.2	18.2	28.0	20.8
Luxembourg	137	29.1	43.0	31.5	40.2	31.6	37.8	3.2	6.0	8.1	10.2	22.7	28.7
Malta	181	19.8	8.5	9.6	95.7	72.7	74.3	26.1	36.6	17.8	24.1	36.6	3.7
Netherlands	138	2,476.3	2,937.1	3,769.4	4,759.6	6,011.6	7,316.7	704.1	678.5	551.9	690.1	676.9	722.0
Portugal	182	173.3	246.1	272.8	287.9	292.1	339.5	12.4	32.9	73.6	67.9	50.6	101.5
Slovak Republic	936	290.9	436.2	472.6	275.6	416.7	773.0	16.5	15.6	52.6	18.1	32.3	43.6
Slovenia	961	35.4	44.3	102.1	196.5	264.5	475.6	10.7	15.1	33.2	35.3	36.5
Spain	184	1,793.7	2,113.1	2,565.5	2,299.0	2,293.6	2,590.6	283.7	312.5	353.6	399.8	451.4	489.6
Australia	193	3,241.1	3,514.1	3,990.1	2,905.6	2,864.9	3,358.9	1,772.2	1,586.9	2,057.8	2,022.0	2,442.1	2,879.3
Canada	156	1,157.0	1,547.0	2,081.5	2,407.6	2,652.5	2,831.2	455.7	406.1	386.5	448.3	395.5	784.6
China,P.R.: Hong Kong	532	3,705.6	4,107.0	5,203.3	6,959.3	6,088.1	6,926.9	969.5	1,050.2	1,038.2	1,320.4	1,500.3	1,595.7
China,P.R.: Macao	546	22.5	8.0	9.4	7.3	11.3	4.5
Czech Republic	935	180.1	180.7	218.8	146.2	179.9	62.1	57.9	75.5	104.6	117.5
Denmark	128	276.1	267.8	316.7	289.4	283.0	363.2	192.0	187.3	177.2	244.0	331.8	320.8
Iceland	176	5.8	0.9	1.2	10.4	9.6	6.5
Israel	436	279.3	400.6	496.0	533.7	554.1	710.7	158.9	204.7	566.0	1,161.4	688.3	62.6
Japan	158	13,059.8	13,651.5	14,704.2	14,100.3	14,671.5	16,838.6	11,602.8	11,611.6	12,908.8	14,182.1	15,098.3	17,316.0
Korea, Republic of	542	5,580.4	6,631.1	7,144.0	8,915.4	11,406.1	14,376.3	15,535.9	20,698.0	21,736.4	27,578.5	32,193.1	45,186.1
New Zealand	196	184.2	274.5	316.3	325.0	359.9	451.0	384.9	449.4	478.4	377.8	356.9	527.8
Norway	142	125.8	109.6	117.7	103.4	117.7	139.9	131.3	131.2	190.1	202.6	263.7	296.8
Singapore	576	2,367.9	2,662.4	2,932.8	3,256.6	2,419.9	2,768.4	6,690.3	5,702.6	6,827.1	6,030.8	4,768.5	5,394.1
Sweden	144	673.8	907.1	961.9	936.2	914.7	1,058.0	241.2	226.9	257.1	239.2	311.1	438.0
Switzerland	146	397.7	289.6	262.9	230.7	593.5	538.7	398.1	410.8	362.3	544.7	552.2	663.4
Taiwan Prov.of China	528	2,081.7	2,213.6	2,305.7	2,266.9	2,451.4	3,620.7	8,534.2	9,423.7	11,084.9	10,003.7	10,299.0	12,204.3
United Kingdom	112	3,033.6	3,699.0	3,652.1	4,645.2	4,898.1	5,265.7	542.1	573.3	648.1	727.8	724.4	831.5
United States	111	19,667.9	23,869.2	28,655.7	33,475.0	38,473.2	42,679.0	4,827.3	5,231.9	6,284.3	7,792.5	8,712.2	7,192.0
Emerg. & Dev. Economies	200	39,702.2	45,682.5	50,428.6	54,543.4	59,825.4	76,973.0	51,697.9	63,246.9	72,373.6	92,303.7	96,114.7	112,531.5
Emerg. & Dev. Asia	505	29,597.3	32,037.2	34,400.6	34,936.8	40,710.0	53,839.8	45,037.1	55,505.3	63,194.6	80,952.9	83,612.2	98,759.2
Bangladesh	513	353.0	485.7	709.9	570.0	554.7	726.9	41.5	52.4	55.8
Brunei Darussalam	516	16.9	17.5	49.6	25.5	20.1	29.1	610.6	607.0	118.1	48.1	70.5	49.5
Cambodia	522	2,830.6	2,926.2	2,666.5	2,395.2	2,199.4	3,128.4	486.3	503.8	625.2	946.0	728.8	895.3
China,P.R.: Mainland	924	12,388.2	13,259.4	14,905.6	16,567.7	21,950.4	30,662.5	28,785.9	36,954.3	43,867.9	49,441.1	50,037.7	56,982.9
Fiji	819	12.8	19.8	26.6	4.4	4.5	5.6
F.T. French Polynesia	887	e 0.5	e 1.3	e 1.4	e 1.8	e 1.7	e 2.0
F.T. New Caledonia	839	10.0	0.1
India	534	1,782.2	2,353.9	2,460.9	2,469.7	2,687.2	3,594.6	2,161.0	2,882.7	3,132.3	2,655.2	2,745.5	3,747.6
Indonesia	536	2,357.8	2,453.8	2,890.7	2,847.6	2,617.9	2,652.2	2,247.6	2,374.5	2,497.4	2,738.5	2,992.5	3,595.8
Kiribati	826	1.5	6.0	8.1	11.3	12.0	14.9
Lao People's Dem.Rep	544	421.4	457.9	477.2	523.3	477.8	653.9	444.7	668.0	808.1	586.5	347.1	541.6
Malaysia	548	4,496.1	4,925.7	3,930.8	3,577.1	3,342.0	4,573.4	3,412.5	4,104.1	4,193.3	4,184.7	5,174.3	6,364.7
Maldives	556	9.7	12.9	1.0	1.3
Mongolia	948	13.2	19.1	18.6	21.8	21.8	21.8	21.8	39.3	40.9
Myanmar	518	117.8	228.0	345.9	375.7	461.6	609.2	109.5	123.7	134.8	56.2	88.8	125.6
Nepal	558	24.2	33.7	45.1	1.3	0.2	0.2
Papua New Guinea	853	126.7	129.2	173.0	22.1	37.9	47.0

Vietnam (582)

In Millions of U.S. Dollars

		Exports (FOB)						Imports (CIF)					
		2012	2013	2014	2015	2016	2017	2012	2013	2014	2015	2016	2017
Philippines	566	1,871.5	1,695.0	2,321.0	2,016.4	2,219.9	2,399.8	964.5	952.9	675.5	898.9	1,060.2	1,312.1
Solomon Islands	813	10.0	25.7	34.4	6.6	15.3	19.1
Sri Lanka	524	95.3	130.4	166.7	192.4	186.7	201.5	73.9	103.6	109.2
Thailand	578	2,832.2	3,103.7	3,475.8	3,177.7	3,690.7	4,211.1	5,792.3	6,311.2	7,118.7	8,269.6	8,855.1	10,881.4
Timor-Leste	537	34.4	47.3	63.3	0.0	0.0
Vanuatu	846	11.1	14.9	1.9	2.4
Asia n.s.	598	10,943.3	11,241.8	13,964.2
Europe	170	3,233.5	3,880.2	4,365.9	4,046.9	4,205.2	6,283.9	1,472.0	1,561.6	1,706.7	1,607.2	2,427.2	2,539.7
Emerg. & Dev. Europe	903	1,394.1	1,721.4	2,248.5	2,211.6	2,222.6	3,583.8	368.2	419.1	507.2	613.6	920.8	732.9
Bulgaria	918	37.0	41.4	47.7	40.8	44.6	45.4	21.7	26.4	39.5	61.6	171.0	48.2
Croatia	960	32.6	45.6	58.0	23.4	32.1	33.8
Hungary	944	57.6	60.2	55.0	65.7	93.3	194.4	63.4	87.9	120.8	129.4	173.2	179.4
Kosovo	967	e 28.0	e 28.3	e 29.3	e 25.4	e 15.5	e 15.9
Montenegro	943	e 0.0	e 0.7	e 0.0
Poland	964	328.2	348.9	509.4	585.2	597.6	791.5	163.7	151.0	151.1	175.4	191.7	230.8
Romania	968	80.6	69.1	99.2	102.2	97.2	153.7	21.9	47.2	51.9	73.4	168.4	49.3
Serbia, Republic of	942	e 7.4	e 9.7	e 12.9	e 3.1	e 13.0	e 19.4
Turkey	186	862.7	1,173.5	1,507.8	1,359.6	1,328.8	2,324.8	90.1	97.0	130.2	147.3	171.4	172.0
CIS	901	1,839.4	2,158.8	2,117.3	1,835.3	1,982.6	2,700.1	1,103.9	1,142.6	1,199.5	993.6	1,506.4	1,806.8
Azerbaijan, Rep. of	912	34.2	5.1	8.7	104.9	55.3
Belarus	913	160.2	4.6	2.5	3.4	167.2	138.3	250.3	120.1	92.0	107.1
Georgia	915	26.1	18.7	8.9	44.0	13.0	2.7
Kazakhstan	916	154.0	141.9	191.6	13.8	5.2	10.5	9.1	55.9	91.5
Russian Federation	922	1,618.5	1,904.9	1,727.6	1,438.3	1,616.1	2,225.3	830.6	853.0	820.2	741.8	1,136.8	1,414.0
Ukraine	926	220.9	253.9	229.5	160.0	188.5	257.1	92.4	146.0	118.6	74.5	75.9	84.3
Uzbekistan	927	18.0	9.7	5.1	4.0	27.8	51.9
Mid East, N Africa, Pak	440	3,339.7	5,265.6	6,188.4	7,981.3	7,092.3	7,302.9	2,350.3	2,669.3	2,788.4	2,197.1	2,162.1	2,764.8
Algeria	612	129.1	176.7	246.4	233.8	271.2	307.3	1.9	2.2	2.4	2.6	2.6	6.6
Bahrain, Kingdom of	419	15.5	18.1	16.7	7.1	11.0	13.7
Djibouti	611	45.2	26.6	35.6	0.0	0.0
Egypt	469	297.8	220.0	380.0	361.7	292.9	405.1	17.8	21.5	26.7
Jordan	439	159.2	127.6	127.7	13.8	7.7	6.0
Kuwait	443	29.2	35.3	72.3	88.2	73.3	100.1	708.7	705.1	619.0	130.6	110.4	137.1
Lebanon	446	57.2	60.4	64.5	1.0	0.6	0.7
Libya	672	32.6	19.9	26.7	0.0	0.0	0.0
Mauritania	682	9.3	11.0	14.7	5.8	13.2	16.4
Morocco	686	146.0	175.8	139.7	5.1	13.7	10.3
Oman	449	33.2	28.9	37.1	32.2	46.0	32.5
Pakistan	564	174.8	187.1	282.6	419.7	435.6	486.5	215.9	143.7	144.8	160.0	128.8	148.4
Qatar	453	25.7	30.8	37.9	42.1	30.4	23.3	233.5	253.2	220.3	187.6	181.3	166.1
Saudi Arabia	456	599.3	471.1	534.6	534.0	394.1	423.7	886.5	1,238.9	1,338.3	1,105.8	1,165.3	1,616.3
Sudan	732	22.4	24.6	26.4	0.1	0.9	0.9
Syrian Arab Republic	463	23.5	32.2	43.1	0.3	0.2	0.2
Tunisia	744	43.1	42.4	61.7	5.8	8.7	7.9
United Arab Emirates	466	2,078.4	4,139.0	4,627.7	5,690.9	4,999.6	4,928.2	303.8	326.2	463.6	521.5	450.4	575.0
West Bank and Gaza	487	e 5.5	e 5.6	e 6.8	e 8.1	e 8.4	e 8.8	e 0.0	e 0.0	e 0.0
Yemen, Republic of	474	15.6	19.4	25.9	0.0	0.0
Sub-Saharan Africa	603	1,350.8	1,574.6	1,520.1	2,224.2	1,843.2	1,961.0	317.4	499.6	360.7	1,907.9	2,533.7	2,878.2
Angola	614	115.8	124.6	81.4	46.3	38.7	63.4	2.2	12.2	15.2
Benin	638	21.2	15.9	21.2	106.5	66.8	86.6
Botswana	616	0.9	0.1	0.1	28.3	35.3	70.2
Burkina Faso	748	8.5	0.7	1.0	72.2	64.7	80.4
Cameroon	622	38.6	21.3	28.5	70.4	89.5	122.8	162.5	186.2	231.3
Central African Rep.	626	2.2	3.0	26.3	32.6
Chad	628	0.6	11.3
Congo, Dem. Rep. of	636	13.6	8.3	11.1	30.9	48.5	60.3
Congo, Republic of	634	4.4	1.7	2.3	50.7	82.0	99.5
Côte d'Ivoire	662	214.9	247.1	160.0	137.8	120.9	161.9	135.9	255.3	93.2	450.4	703.0	827.6
Estonia	939	11.5	11.2	19.7	25.5	30.8	41.7	6.6	18.6	22.2	19.3	6.3	6.3
Ethiopia	644	9.4	5.0

Vietnam (582)

In Millions of U.S. Dollars

		Exports (FOB)						Imports (CIF)					
		2012	2013	2014	2015	2016	2017	2012	2013	2014	2015	2016	2017
Gabon	646	21.1	8.1	10.8	38.7	57.1	71.0
Gambia, The	648	3.2	4.5	6.1	14.3	10.2	12.7
Ghana	652	203.6	247.0	243.6	240.5	290.7	389.2	136.7	202.5	251.6
Guinea	656	18.5	12.5	16.7	56.0	142.0	176.4
Guinea-Bissau	654	2.3	0.1	0.2	31.9	70.6	84.8
Kenya	664	34.5	58.3	39.2	2.7	4.2	9.7
Lesotho	666	16.1	11.6	16.0	0.0	0.0	0.1
Liberia	668	98.5	36.3	48.5	6.0	1.4	1.7
Madagascar	674	15.7	12.0	16.1	2.7	3.8	4.6
Mali	678	1.3	4.7	6.3	57.9	44.5	55.2
Mauritius	684	112.0	29.9	12.8	92.5	63.8	44.9
Mozambique	688	59.6	72.3	96.8	6.5	28.7	35.6
Namibia	728	1.6	19.7
Nigeria	694	112.7	147.9	182.8	113.0	71.4	125.5	131.2	235.8	292.9
Senegal	722	91.2	43.2	58.5	39.6	26.9	35.6	6.5	22.2	4.3
Sierra Leone	724	14.6	17.2	23.1	8.4	3.1	3.9
South Africa	199	612.6	764.8	793.7	1,038.9	868.8	752.2	111.1	154.8	144.7	115.0	149.5	172.2
Tanzania	738	62.1	28.6	7.1	139.1	145.5	63.6
Togo	742	16.9	48.5	36.5	40.7	29.6	68.5
Zambia	754	22.0	15.5	9.0	61.7	77.8	0.4
Zimbabwe	698	11.0	15.4	20.6	19.8	16.4	20.3
Western Hemisphere	205	2,180.8	2,924.9	3,953.7	5,354.2	5,974.6	7,585.5	2,521.1	3,011.0	4,323.3	5,638.6	5,379.5	5,589.7
Argentina	213	166.9	192.2	174.5	377.6	368.6	550.3	915.5	1,241.9	1,712.7	2,163.2	2,672.2	2,611.9
Bahamas, The	313	35.8	55.7	74.6	0.0	0.1	0.2
Barbados	316	0.1
Bolivia	218	10.8	15.8	17.8	4.3	30.0	3.0
Brazil	223	718.1	1,105.1	1,482.8	1,435.8	1,332.4	1,876.1	1,019.3	1,295.1	1,872.7	2,437.1	1,722.3	2,119.0
Chile	228	168.6	219.5	522.3	649.5	805.2	1,003.7	370.1	315.1	368.2	290.5	231.7	327.8
Colombia	233	106.4	173.5	278.3	346.0	325.1	379.5	15.8	9.1	37.1
Costa Rica	238	76.1	210.3	230.9	23.9	26.2	30.7
Dominican Republic	243	65.0	74.9	100.3	2.0	3.6	4.3
Ecuador	248	95.7	132.2	165.1	18.5	10.1	13.2
El Salvador	253	14.6	19.1	34.9	6.4	5.8	2.9	2.6	27.8
Guatemala	258	36.6	38.6	69.1	1.3	1.3	1.3	1.3	0.6	1.4
Guyana	336	3.2
Haiti	263	28.2	19.8	26.5	3.1	1.6	2.0
Honduras	268	12.4	12.8	0.5	2.9	0.9	0.8
Jamaica	343	5.8	11.4	15.3	5.9	1.6	2.0
Mexico	273	682.9	890.2	1,036.9	1,545.5	1,888.4	2,188.0	111.8	114.7	264.5	477.0	483.9	149.6
Nicaragua	278	16.5	22.6	22.6	0.9	0.3	0.3
Panama	283	237.2	234.5	272.0	268.8	259.5	393.9	23.4	12.7	19.5
Paraguay	288	30.3	26.7	35.7	34.2	46.8	57.3
Peru	293	100.6	109.8	186.9	238.2	277.5	306.7	96.6	42.9	98.0	60.0	76.5	138.5
Trinidad and Tobago	369	7.0	9.5	12.8	5.0	3.1	3.8
Uruguay	298	42.5	49.7	56.1	62.5	41.9	34.1
Venezuela, Rep. Bol.	299	15.4	18.8	25.1	4.2	1.5	1.9
Countries & Areas n.s.	898	1,935.7	1,464.3	1,818.9
Memorandum Items													
Africa	605	1,479.9	1,751.3	1,766.4	2,724.0	2,394.9	2,546.4	319.3	501.8	363.0	1,927.4	2,572.8	2,920.3
Middle East	405	3,035.8	4,901.8	5,659.4	7,061.8	6,105.0	6,231.0	2,132.5	2,523.4	2,641.2	2,017.7	1,994.2	2,574.2
European Union	998	20,302.8	24,374.6	28,009.5	30,788.0	34,029.0	39,482.0	8,791.3	9,452.3	8,893.0	10,325.7	11,158.5	12,347.0
Export earnings: fuel	080	4,866.3	7,221.3	7,838.7	8,998.4	8,306.5	9,209.4	3,589.3	3,990.8	3,592.3	3,068.2	3,775.9	4,695.1
Export earnings: nonfuel	092	106,483.9	121,586.5	138,098.0	151,014.3	167,331.1	201,253.3	108,090.3	125,303.1	141,231.8	172,716.3	181,516.0	215,574.8

West Bank and Gaza (487)

In Millions of U.S. Dollars

		Exports (FOB)						Imports (CIF)					
		2012	2013	2014	2015	2016	2017	2012	2013	2014	2015	2016	2017
IFS World		782.4	900.6	943.7	957.8	929.4	1,038.1	4,697.4	5,163.9	5,683.2	5,225.5	5,057.5	5,303.2
World	001	782.4	900.6	943.8	957.8	926.6	950.3	4,697.4	5,163.9	5,683.2	5,226.0	5,364.4	5,645.5
Advanced Economies	110	670.0	811.0	825.1	829.0	800.7	798.5	3,934.5	4,240.6	4,583.2	3,865.0	3,896.5	4,212.3
Euro Area	163	10.5	8.8	16.0	7.6	10.0	7.6	365.8	363.5	404.5	484.4	526.3	508.0
Austria	122	0.2	0.2	0.3	0.4	0.3	0.1	1.8	2.7	6.1	12.8	6.6	9.2
Belgium	124	2.5	0.7	0.4	0.4	0.2	0.2	15.9	16.0	19.1	26.0	25.3	31.1
Cyprus	423	0.2	0.2	0.1	0.1	0.1	0.0	0.1	0.3	1.0	0.8	0.6	0.6
Estonia	939	0.2	0.1	0.2	0.4	1.1
Finland	172	0.0	0.0	0.0	2.0	1.4	1.0	1.8	2.5	2.5
France	132	1.0	0.5	0.6	1.6	1.2	1.7	62.4	51.6	53.6	66.3	68.2	56.7
Germany	134	0.8	1.8	2.3	0.9	0.7	0.8	114.0	124.2	138.4	148.5	185.9	196.2
Greece	174	0.0	0.0	0.1	0.1	0.3	0.1	4.3	4.0	1.8	5.2	5.0	2.7
Ireland	178	0.1	0.1	0.0	0.0	0.0	0.0	11.1	12.1	14.5	23.9	31.3	22.4
Italy	136	1.1	1.2	0.6	1.3	1.5	0.6	64.9	61.2	62.0	68.8	76.4	89.6
Latvia	941	0.1	0.2	0.5	0.4	0.4	1.7
Lithuania	946	0.0	0.0	0.4	0.3	0.8	1.2
Luxembourg	137	0.7	1.1	0.1	1.3	0.5	0.5
Malta	181	0.8	0.2	0.1	0.8	0.1	0.2	0.1	0.6	0.1	0.1	0.6	0.1
Netherlands	138	2.3	3.0	11.5	1.8	5.2	3.7	25.9	22.8	37.8	43.0	35.2	39.0
Portugal	182	0.0	0.0	0.1	0.0	0.0	4.2	3.7	4.5	5.0	8.4	1.6
Slovak Republic	936	1.3	1.1	0.0	0.0	0.0	0.0	0.8	0.5	0.7	4.1	6.6	5.0
Slovenia	961	0.4	0.0	0.4	0.3	1.2	3.4	2.5	4.0
Spain	184	0.0	0.0	0.1	0.4	0.2	56.7	60.6	61.6	72.4	68.4	44.1
Australia	193	0.0	0.0	0.0	0.1	0.1	12.5	4.8	4.1	5.4	5.4	5.4
Canada	156	3.3	0.9	0.5	0.6	0.9	0.9	2.9	2.7	2.7	3.3	3.2	3.1
China,P.R.: Hong Kong	532	0.0	0.0	0.0	0.1	0.1	2.3	3.0	4.5	11.6	8.9	8.0
Czech Republic	935	0.1	0.0	0.0	0.0	0.0	0.0	9.9	9.0	16.4	13.9	26.1	21.5
Denmark	128	0.0	0.0	0.0	0.1	0.1	0.2	5.0	5.7	6.6	8.1	7.1	5.5
Iceland	176	0.2	0.1	0.0	0.0	0.0	0.0
Israel	436	639.2	786.4	791.5	803.6	770.8	772.5	3,350.4	3,694.8	3,958.3	3,044.6	3,123.2	3,276.8
Japan	158	0.1	0.5	0.2	0.5	0.5	0.4	14.8	12.5	27.5	81.4	21.4	5.2
Korea, Republic of	542	0.2	0.3	0.4	0.2	0.8	1.0	42.4	38.4	33.5	39.9	37.1	213.4
New Zealand	196	0.1	0.4	0.2	0.3	0.2	0.4	1.2	1.5	0.5	0.0
Norway	142	0.0	0.1	0.1	0.3	0.2	0.0	0.1	1.4	0.1
Singapore	576	0.0	0.1	0.0	0.1	0.1	0.1	3.8	4.4	3.2	4.3	8.5	7.8
Sweden	144	0.1	0.2	0.2	0.2	0.1	0.1	36.6	26.1	19.2	18.4	15.5	61.2
Switzerland	146	0.4	0.3	0.3	0.4	0.3	0.3	13.8	10.0	21.1	51.2	26.4	38.1
Taiwan Prov. of China	528	e 0.0	e 0.6	e 0.6
United Kingdom	112	2.6	2.9	3.4	4.5	6.2	6.5	29.8	22.9	28.3	39.5	30.1	45.0
United States	111	13.6	10.3	12.0	10.7	10.4	8.6	43.9	42.4	51.9	55.6	56.2	13.2
Emerg. & Dev. Economies	200	112.3	89.2	118.7	128.8	125.9	151.8	762.0	922.2	1,099.8	1,361.0	1,467.8	1,433.2
Emerg. & Dev. Asia	505	0.2	0.4	0.8	1.1	1.0	0.3	262.7	307.3	360.7	460.8	480.0	438.6
Bangladesh	513	0.1	0.1	0.0	0.1	0.2	0.3	0.1	0.1
Cambodia	522	0.3	0.2	0.0	0.0	0.1	0.1
China,P.R.: Mainland	924	0.0	0.0	0.1	0.0	197.3	236.6	281.8	368.0	382.7	347.2
India	534	0.0	0.1	0.0	0.1	0.1	22.7	23.5	27.6	34.8	39.0	39.0
Indonesia	536	0.2	0.3	0.1	0.3	0.1	0.1	2.9	3.0	6.4	5.2	4.8	3.1
Lao People's Dem.Rep	544	0.7
Malaysia	548	0.0	0.1	0.6	0.7	0.7	7.1	6.5	5.7	6.1	4.8
Philippines	566	0.6	0.4	0.4	0.7	1.2	1.1
Samoa	862	0.0	0.1	0.0	0.0	0.0
Sri Lanka	524	3.6	3.2	3.5	3.9	3.9	3.8
Thailand	578	0.0	0.0	16.9	23.4	21.9	24.7	25.2	25.2
Vietnam	582	0.0	0.0	0.0	5.8	5.9	7.2	8.6	8.9	9.4
Asia n.s.	598	4.7	4.5	6.0	8.4	9.2	9.7
Europe	170	2.6	4.3	4.2	6.5	5.6	7.7	268.3	346.2	409.3	486.4	605.7	576.8
Emerg. & Dev. Europe	903	2.0	4.1	3.3	5.7	5.1	7.0	255.4	317.7	367.4	428.3	537.6	480.1
Albania	914	0.0	0.1	0.1	0.1
Bosnia and Herzegovina	963	e 0.0	e 0.0	e 0.0	e 0.0	e 0.0	0.0	0.0	0.4	0.0	0.0	0.0
Bulgaria	918	0.0	0.0	0.0	0.8	1.8	1.9	4.1	5.2	12.4

West Bank and Gaza (487)

In Millions of U.S. Dollars

		Exports (FOB)						Imports (CIF)					
		2012	2013	2014	2015	2016	2017	2012	2013	2014	2015	2016	2017
Croatia	960	0.0	0.2	0.1	0.1	0.4	0.4	1.0
Hungary	944	0.0	0.0	0.0	0.0	6.4	5.8	11.5	6.5	2.2	1.4
Macedonia, FYR	962	0.0	0.1	0.1	0.2	0.4
Poland	964	1.1	1.1	0.3	2.6	1.7	1.9	12.7	17.5	22.3	33.5	46.3	38.2
Romania	968	0.0	0.0	0.0	0.0	0.0	0.0	2.1	3.2	3.9	2.9	5.5	3.9
Serbia, Republic of	942	0.2	1.3	1.6	0.9	2.5
Turkey	186	0.9	3.0	3.0	3.2	3.5	5.1	233.1	289.2	325.9	379.0	476.7	420.2
CIS	901	0.7	0.2	0.9	0.8	0.4	0.7	12.9	28.5	41.9	58.0	68.1	96.7
Armenia	911	0.2	0.0	0.0	0.0
Azerbaijan, Rep. of	912	0.2	0.0	0.0	0.0
Georgia	915	0.1	0.0	0.0	0.0	0.1	0.1
Kyrgyz Republic	917	0.1
Moldova	921	e 0.0	e 0.0	e 0.0	0.1	0.1	0.0
Russian Federation	922	0.6	0.2	0.8	0.8	0.4	0.3	4.0	6.2	2.0	4.0	7.4	5.8
Ukraine	926	0.1	0.0	0.1	0.0	0.0	0.0	8.7	22.2	39.9	53.9	60.2	90.4
Uzbekistan	927	0.2	0.1	0.4	0.4
Mid East, N Africa, Pak	440	108.8	84.3	112.6	121.1	119.0	142.6	187.4	215.3	274.8	343.4	320.3	357.4
Algeria	612	6.8	1.7	0.8	2.4	1.6	1.5
Bahrain, Kingdom of	419	0.1	0.1	0.3	0.3	0.0	0.1	1.9	6.0	3.4	6.1	1.2	1.3
Egypt	469	1.6	0.2	0.3	0.2	0.1	0.1	34.7	43.5	55.0	67.5	65.2	64.6
Iraq	433	0.3	0.3	0.5	0.1	0.6	0.7
Jordan	439	58.6	55.4	66.3	60.1	51.5	70.0	98.4	91.5	101.8	141.9	131.5	155.5
Kuwait	443	6.5	3.9	9.0	12.7	10.9	12.2	0.7	0.6	1.1	1.2	0.7	0.7
Lebanon	446	0.0	0.0	0.1	0.2	0.2	0.0	0.0
Libya	672	0.0	0.6	0.0
Mauritania	682	0.1	0.1	0.1	0.1	0.1	0.1	0.0	0.1	0.0	0.0	0.0
Morocco	686	0.1	0.2	0.0	0.4	0.2	0.2	0.3	0.6	0.6	1.7	2.6	1.5
Oman	449	0.8	0.2	0.2	0.6	1.0	0.0	1.0	1.1	1.9	2.6	3.0	3.6
Pakistan	564	0.0	0.1	0.1	0.3	0.4	0.2	0.3	2.3
Qatar	453	7.4	4.8	8.1	9.7	10.0	10.0	6.7	11.4	12.5	16.8	9.3	9.3
Saudi Arabia	456	11.0	8.4	11.1	14.8	18.3	16.2	34.6	44.0	64.8	71.9	70.2	80.7
Somalia	726	0.1	0.2	0.1
Sudan	732	0.1	0.1	0.2	0.1	0.1	0.1
Tunisia	744	0.0	0.0	0.1	0.2	0.2	0.6	0.3	0.4	0.3
United Arab Emirates	466	14.5	7.4	14.2	18.7	23.3	30.0	8.8	15.8	32.6	33.1	36.0	37.7
Yemen, Republic of	474	0.9	0.9	1.5	0.7	1.3	1.5
Sub-Saharan Africa	603	0.4	0.2	0.3	0.0	0.1	0.1	9.1	10.4	14.4	13.1	13.2	13.4
Angola	614	0.0	0.2
Burkina Faso	748	0.6	0.6	0.1	0.2
Cameroon	622	0.2	0.0	0.0	0.0	0.1	0.2
Central African Rep.	626	0.1	0.0
Chad	628	0.1	0.1	0.0	0.0	0.2	0.2	0.2
Congo, Republic of	634	0.1	0.1	0.0	0.0	0.0	0.1
Côte d'Ivoire	662	0.1	0.2	0.2	0.1	0.1	0.1
Eswatini, Kingdom of	734	0.0	1.4	0.0	0.0	0.2	0.2
Estonia	939	0.2	0.1	0.2	0.4	1.1
Ethiopia	644	0.1	0.0	0.0	3.9	3.1	7.1	8.0	8.4	8.4
Gabon	646	0.0	0.1	0.1	0.1	0.0	0.1	0.1
Ghana	652	0.0	0.1	0.1	0.2	0.3	0.1	0.1
Guinea-Bissau	654	0.0	0.0	0.1
Kenya	664	0.0	0.4	0.2	0.1	0.1	0.1	0.1
Namibia	728	e 0.0	e 0.0	0.2	0.2	0.0	0.1	0.1
Niger	692	e 0.0	0.0	0.1	0.0	0.0	0.0
Nigeria	694	0.1	0.7	1.6	3.6	2.5	1.3	1.4
Seychelles	718	0.0	0.0	0.0	0.0	0.1	0.1
Sierra Leone	724	0.4	1.2	0.0	0.0	0.0
South Africa	199	0.0	0.1	0.2	0.0	0.8	0.6	0.7	0.3	1.6	1.6
Tanzania	738	0.0	0.0	1.0	1.4	0.7	1.0	1.0	0.9
Uganda	746	0.2	0.2	0.1	0.0	0.0
Zimbabwe	698	0.3	0.1	0.0

West Bank and Gaza (487)

In Millions of U.S. Dollars

		Exports (FOB)						Imports (CIF)					
		2012	2013	2014	2015	2016	2017	2012	2013	2014	2015	2016	2017
Western Hemisphere	205	0.2	0.0	0.7	0.1	0.3	1.1	34.5	43.0	40.7	57.3	48.6	47.0
Argentina	213	3.3	4.6	3.2	4.8	4.9	4.6
Aruba	314	0.2	0.4	0.8	0.7	0.7
Belize	339	0.1
Bolivia	218	e 0.0	e 0.0	e 0.0	0.0	0.0	0.1	0.0	0.1	0.1
Brazil	223	0.1	0.1	0.2	0.3	19.3	20.0	23.4	37.0	26.6	26.3
Chile	228	0.0	0.0	0.1	0.4	0.3	0.5	0.9	0.9
Colombia	233	4.1	4.7	4.5	3.0	2.7	2.3
Costa Rica	238	e 0.0	e 0.0	e 0.0	1.4	2.2	1.6	1.7	1.8	1.7
Ecuador	248	0.1	0.0	0.0	0.1	0.0
Guatemala	258	2.4	5.3	2.0	1.4	2.5	2.5
Haiti	263	0.1	0.0	0.0
Honduras	268	0.6	0.2	0.1	0.6	0.5	0.5
Mexico	273	1.8	3.3	3.6	4.6	5.7	5.3
Nicaragua	278	0.0	0.0	0.1
Panama	283	0.1	0.0	0.0	0.0	0.1	0.1	0.0	0.0	0.0
Paraguay	288	e 0.1	e 0.0	0.4	1.3	0.6	2.0	1.4	1.3
Peru	293	0.0	0.3	0.2	0.2	0.5	0.2	0.2
Trinidad and Tobago	369	e 0.0	e 0.1	e 0.1	e 0.1
Uruguay	298	1.0	0.4	0.3	0.3	0.6	0.6
Venezuela, Rep. Bol.	299	0.4	0.1	0.0	0.1	0.1	0.0	0.0
Other Countries n.i.e	910	0.3	0.9	1.1	0.1	0.1
Korea, Dem. People's Rep.	954	0.3	0.8	1.1	0.1	0.0
Memorandum Items													
Africa	605	7.5	2.3	1.5	3.1	2.0	1.9	9.7	11.5	15.7	15.1	16.2	15.1
Middle East	405	101.8	82.3	111.5	118.0	117.1	140.7	186.7	214.0	273.1	341.2	317.0	353.4
European Union	998	14.4	13.2	20.0	15.0	18.1	16.4	469.3	455.5	514.7	611.7	664.7	698.2
Export earnings: fuel	080	49.2	28.7	47.0	60.9	67.5	72.6	62.7	91.9	127.0	141.6	132.0	143.0
Export earnings: nonfuel	092	733.2	871.9	896.9	896.9	859.1	877.7	4,634.7	5,072.0	5,556.2	5,084.4	5,232.4	5,502.6

Yemen, Republic of (474)

In Millions of U.S. Dollars

		Exports (FOB)						Imports (CIF)					
		2012	2013	2014	2015	2016	2017	2012	2013	2014	2015	2016	2017
IFS World	
World	001	7,041.1	7,133.7	2,519.6	467.5	183.9	507.8	11,279.7	13,293.3	12,080.5	6,580.0	7,097.0	7,079.2
Advanced Economies	110	1,026.0	1,541.6	195.2	79.1	15.8	25.6	4,328.1	4,336.6	3,355.4	1,524.5	1,239.5	1,150.5
Euro Area	163	85.0	69.8	63.9	18.8	8.2	14.6	1,431.2	1,750.3	973.4	423.7	343.5	284.0
Austria	122	0.2	1.8	0.0	0.2	0.0	0.0	23.9	35.0	35.9	9.3	8.2	9.8
Belgium	124	4.6	3.4	2.6	0.5	0.5	0.7	26.7	36.8	51.1	20.2	15.1	10.2
Cyprus	423	0.0	1.0	1.4	1.0	0.5	0.4	0.6
Estonia	939	1.6	0.4	0.4	0.0	0.0	0.1
Finland	172	0.1	0.1	0.0	5.7	10.1	17.8	3.9	1.0	2.3
France	132	3.1	26.4	15.5	2.0	1.0	1.2	232.4	349.6	298.7	126.4	110.1	87.6
Germany	134	7.2	4.3	33.3	10.9	2.4	3.3	118.0	149.3	314.5	164.8	107.5	76.7
Greece	174	0.3	0.2	0.0	0.0	0.1	0.1	13.8	3.0	4.1	1.9	2.8	2.8
Ireland	178	0.7	0.2	0.2	0.0	0.1	17.6	14.9	16.8	6.5	8.7	15.1
Italy	136	8.5	9.2	7.7	3.8	2.4	5.9	51.6	76.1	101.2	41.3	31.2	38.2
Latvia	941	0.0	0.0	0.0	0.1	0.4	0.3	7.2	1.8
Lithuania	946	0.0	0.0	0.0	0.0	1.6	0.4	1.4	0.8	17.1	1.0
Luxembourg	137	0.0	0.1	0.0	0.3	0.7	0.0	0.0	0.1
Malta	181	19.4	2.8	2.8	3.8	1.2	1.5	1.2
Netherlands	138	36.7	22.0	1.4	0.6	1.3	1.3	890.2	1,022.8	58.8	29.7	6.9	6.4
Portugal	182	0.2	0.1	0.0	0.5	0.8	1.3	2.1	0.9	1.8
Slovak Republic	936	0.2	0.3	0.3	8.9	0.5	1.5	0.8
Slovenia	961	1.8	1.3	1.5	0.6	2.3	1.8
Spain	184	4.0	2.4	3.1	0.4	0.5	2.1	41.7	44.9	55.4	13.7	21.1	25.7
Australia	193	0.1	0.1	0.2	0.1	0.0	0.0	553.3	327.6	384.2	330.5	155.4	236.5
Canada	156	2.3	0.2	0.5	0.5	0.2	0.2	14.8	24.0	47.9	9.0	6.9	16.8
China,P.R.: Hong Kong	532	2.1	2.3	2.7	0.5	0.9	1.5	0.4	0.3	0.5	0.0	0.0	0.0
Czech Republic	935	0.0	0.0	1.8	9.1	18.6	0.3	0.2	0.5
Denmark	128	0.0	0.0	0.0	0.0	59.8	66.4	87.3	41.5	34.3	40.7
Japan	158	103.6	241.0	10.2	27.8	0.8	0.6	410.2	482.8	469.5	204.0	184.0	112.5
Korea, Republic of	542	311.3	892.6	41.7	5.4	0.2	0.6	208.7	258.5	313.2	128.5	100.0	78.2
New Zealand	196	156.6	0.0	0.0	0.0	0.0	0.0	38.4	34.3	82.6	44.0	48.8	22.5
Norway	142	0.0	0.0	0.0	0.0	0.0	0.0	3.2	0.8	0.9	0.6	0.0	0.1
Singapore	576	193.5	213.6	0.5	0.6	1.0	1.7	21.3	56.8	20.1	8.4	3.3	2.6
Sweden	144	0.6	0.0	0.0	0.1	0.0	0.0	91.8	98.7	113.5	73.4	105.7	55.7
Switzerland	146	96.2	41.7	0.5	0.0	0.0	0.0	990.5	680.5	24.6	9.6	13.0	11.2
Taiwan Prov.of China	528	10.2	16.6	68.0	4.2	0.4	0.4	16.7	15.9	35.0	4.9	5.4	1.8
United Kingdom	112	9.2	5.6	2.1	9.0	3.4	3.5	54.6	84.0	108.3	31.2	33.6	32.3
United States	111	55.0	57.9	5.0	12.0	0.6	2.4	431.5	446.4	675.8	214.8	205.3	254.9
Emerg. & Dev. Economies	200	5,959.1	5,539.3	2,283.7	377.7	166.1	474.0	6,679.8	8,494.9	8,149.3	4,851.4	5,640.1	5,703.8
Emerg. & Dev. Asia	505	5,234.7	3,947.2	1,350.6	30.5	29.0	94.9	2,234.5	2,420.6	3,160.5	1,623.4	1,738.9	1,794.4
American Samoa	859	0.0	0.0	0.0	0.0	0.3	0.0	0.1	0.1	0.1	0.1
Bangladesh	513	0.6	2.9	0.2	0.1	0.0	0.1	2.0	4.8	2.8	3.0	1.4	3.2
Brunei Darussalam	516	0.0	0.1	0.0
China,P.R.: Mainland	924	2,898.8	1,718.8	860.9	6.9	1.3	5.1	837.6	1,029.6	1,366.4	708.5	841.0	844.3
India	534	804.1	543.6	7.7	2.7	0.1	1.2	648.8	624.7	804.5	373.3	333.1	336.0
Indonesia	536	0.9	1.2	10.7	0.3	0.5	0.1	122.9	168.3	271.6	128.1	214.1	174.6
Malaysia	548	126.7	142.1	120.8	5.6	16.0	9.2	281.5	226.3	321.9	165.3	103.0	187.1
Maldives	556	0.0	0.1	0.0	0.0	0.0
Mongolia	948	0.0	0.1	0.0	0.0	0.0
Myanmar	518	1.4	1.0	0.3	0.4	1.1	1.2	1.2
Nepal	558	0.2
Philippines	566	0.0	119.8	0.4	0.0	0.0	0.0	13.1	21.3	6.5	1.3	0.2	0.3
Sri Lanka	524	4.7	4.4	1.1	0.4	0.9	0.8	1.6	3.2	3.9	0.5	1.1	3.0
Thailand	578	1,357.9	1,379.0	330.5	7.6	8.9	73.3	285.8	297.3	331.0	219.3	219.3	219.3
Vietnam	582	39.6	34.2	18.2	6.8	1.3	5.2	14.4	14.8	19.7	13.0	13.8	14.3
Asia n.s.	598	26.0	29.8	31.8	9.9	10.6	10.9
Europe	170	13.9	27.8	17.6	0.3	3.3	67.2	947.7	888.1	1,487.3	737.2	817.4	1,040.7
Emerg. & Dev. Europe	903	1.0	26.8	17.1	0.3	1.1	2.2	407.8	494.4	885.5	466.7	596.8	664.2
Albania	914	0.0	0.1	0.0	0.0
Bosnia and Herzegovina	963	0.0	0.0	0.0	0.0	0.0	0.7	0.3	0.2	0.6	0.7	1.1

Yemen, Republic of (474)

In Millions of U.S. Dollars

		Exports (FOB)						Imports (CIF)					
		2012	2013	2014	2015	2016	2017	2012	2013	2014	2015	2016	2017
Bulgaria	918	0.0	0.0	1.1	2.1	0.3	0.5	5.5	0.9	0.9	0.9
Croatia	960	0.0	0.0	0.1	0.0	0.0	0.0	0.0
Hungary	944	0.0	0.0	0.0	0.0	5.5	11.9	12.0	2.6	3.7	26.5
Kosovo	967	e 0.0	e 0.5	e 0.6	e 0.6	e 0.5	e 0.1	e 0.1
Macedonia, FYR	962	0.0	0.0	0.0	0.1	0.1	0.1	0.0	0.1	0.5
Montenegro	943	e 0.0	e 0.0	e 0.0	e 0.5
Poland	964	0.5	0.0	0.0	15.1	11.9	8.8	8.0	14.4	9.6
Romania	968	0.0	0.0	0.0	0.0	0.0	0.0	10.9	8.7	9.2	1.5	14.9	19.5
Serbia, Republic of	942	0.0	0.0	0.1	0.0
Turkey	186	0.5	26.7	17.1	0.3	0.0	0.0	374.7	459.8	848.9	452.5	562.0	605.9
CIS	901	12.9	1.0	0.4	0.0	2.1	65.0	539.3	231.8	402.7	193.2	138.2	291.4
Armenia	911	9.2	171.1	0.0	0.0	0.0	0.1	0.1
Azerbaijan, Rep. of	912	0.0	0.3	0.0	0.0	0.1	0.7
Belarus	913	e 0.0	e 2.1	e 65.0	0.1	0.0	0.0	0.0
Kazakhstan	916	0.0	0.0	55.0	7.3	0.0
Moldova	921	0.0	0.1	0.0	0.0	0.0
Russian Federation	922	3.1	0.2	0.4	0.0	0.0	0.0	265.1	209.6	317.6	180.3	135.2	263.5
Ukraine	926	0.5	0.6	0.0	48.0	14.7	84.2	12.9	3.0	27.8
Uzbekistan	927	0.0	0.1	0.0
Europe n.s.	884	0.0	0.0	0.0	0.0	0.0	0.0	0.6	161.8	199.1	77.3	82.4	85.1
Mid East, N Africa, Pak	440	491.6	1,231.6	894.5	340.1	130.5	306.2	2,669.6	4,333.0	2,085.8	1,879.3	2,146.0	1,819.5
Afghanistan, I.R. of	512	0.0	0.2	0.0	0.0	0.0	0.1	0.1	0.0	0.1	0.1	0.2
Algeria	612	0.2	0.1	0.0	0.0	0.1	0.0	0.2
Bahrain, Kingdom of	419	0.6	352.9	0.9	0.4	0.1	0.7	14.7	17.8	21.6	9.6	10.3	10.6
Djibouti	611	12.5	26.2	26.2	10.4	1.5	5.7	0.8	5.2	0.1	7.8	8.3	8.6
Egypt	469	45.7	41.7	46.5	15.7	38.1	175.8	198.2	210.6	250.9	171.5	188.4	191.5
Iran, I.R. of	429	0.5	0.2	0.0	21.7	18.0	27.0	15.4	15.1	14.6
Iraq	433	5.7	5.3	2.0	0.0	0.0	0.0	1.1	0.3	0.7	0.2	0.3	0.3
Jordan	439	23.4	50.7	33.3	3.2	1.8	1.1	41.9	55.7	56.3	35.1	48.3	52.4
Kuwait	443	2.2	125.3	3.2	0.2	0.0	0.1	337.9	631.9	9.9	8.8	9.4	9.7
Lebanon	446	1.8	1.7	1.3	0.6	0.2	0.2	12.6	17.1	14.0	6.3	7.4	6.0
Libya	672	3.4	0.5	0.8	0.5	0.1	0.4	0.1	0.1	0.0	0.0	0.0
Mauritania	682	0.2	0.4	0.5	0.1	0.1
Morocco	686	0.2	0.2	0.2	8.8	8.2	10.8	10.7	11.4	4.2
Oman	449	11.9	12.2	72.7	86.7	54.5	62.5	64.8	73.9	80.8	175.4	182.2	40.2
Pakistan	564	1.3	2.3	1.7	0.7	0.2	0.1	95.1	132.9	132.2	69.8	77.1	65.1
Qatar	453	3.7	9.8	7.5	0.1	0.0	0.0	16.2	12.5	12.4	2.0	2.8	2.8
Saudi Arabia	456	248.2	219.6	507.3	164.0	22.2	19.4	637.8	843.6	822.9	563.6	581.2	448.3
Somalia	726	56.9	57.8	67.9	33.7	4.5	15.7	47.2	45.2	24.0	20.3	22.7	21.9
Sudan	732	15.0	1.7	21.0	0.0	0.2	7.6	8.2	15.0	12.1	35.6	45.4
Syrian Arab Republic	463	2.6	2.1	0.3	0.1	0.0	0.1	50.9	26.9	16.4	12.4	13.6	13.3
Tunisia	744	0.5	0.6	0.2	0.0	0.8	5.8	3.6	2.8	1.4	0.9	1.3
United Arab Emirates	466	54.9	320.2	100.7	23.7	7.2	23.4	1,102.6	2,216.6	583.1	754.2	928.1	880.3
West Bank and Gaza	487	0.0	0.8	0.8	1.3	0.8	0.8	0.9
Middle East n.s.	489	2.9	3.4	3.3	1.7	1.9	1.9
Sub-Saharan Africa	603	163.9	75.5	20.1	5.4	1.9	4.3	146.8	168.1	247.2	117.5	91.1	141.9
Angola	614	0.2	0.0	0.0
Burundi	618	0.1	0.0
Cameroon	622	2.1	0.6	0.0	0.0	0.0	0.0	0.1	0.0	0.0	0.0	0.0	0.0
Central African Rep.	626	0.2	0.0	0.0	0.0	2.6	2.8	2.9
Chad	628	0.1	0.3	0.3	0.0
Congo, Republic of	634	0.0	0.2
Côte d'Ivoire	662	0.1	0.2	0.1	0.1	0.1	0.0	0.1	0.1	0.1	0.1
Eritrea	643	3.8	4.2	4.3	1.2	0.2	0.9	0.1	0.0	0.0	0.0	0.0	0.0
Eswatini, Kingdom of	734	0.2	0.2	0.1	0.0	0.0	0.0	0.1	0.4	0.3	0.3	0.3	0.4
Estonia	939	1.6	0.4	0.4	0.0	0.0	0.1
Ethiopia	644	9.1	9.4	10.9	2.3	0.4	1.8	21.5	20.4	51.2	18.8	17.6	19.5
Ghana	652	1.1	0.9	0.3	0.5	0.1	0.4	0.1	0.0	0.1
Kenya	664	1.7	2.2	0.5	0.4	0.0	0.1	34.7	34.6	50.6	31.8	26.9	32.0
Liberia	668	29.9	0.0	0.0	0.0	5.9	6.3	6.5

Yemen, Republic of (474)

In Millions of U.S. Dollars

		Exports (FOB)						Imports (CIF)					
		2012	2013	2014	2015	2016	2017	2012	2013	2014	2015	2016	2017
Madagascar	674	0.0	1.1	0.3	2.6	0.0	0.0	0.0
Mali	678	0.6	0.4	0.0	0.0	0.0
Mozambique	688	0.7	0.1	0.0	0.0	0.0	3.0
Nigeria	694	0.0	0.1	0.2	0.0	0.0	0.0	0.3	0.5	1.7	0.2	0.2	0.2
Seychelles	718	0.2	0.0	0.0
Sierra Leone	724	0.1	0.0	0.0	0.0
South Africa	199	111.3	51.9	0.2	0.0	0.2	0.0	86.4	111.6	132.6	56.5	35.7	79.1
Tanzania	738	3.1	4.1	2.9	0.8	0.8	1.0	0.1	0.1	0.1	0.2	0.2	0.2
Togo	742	0.1	0.0	0.1	0.1	0.1
Uganda	746	0.0	0.0	0.0	0.7	0.0	0.0	0.0
Zambia	754	0.0	0.0	0.0	1.1
Zimbabwe	698	0.0	0.0	0.0	2.5	0.0	0.7	0.9	1.0	1.0
Africa n.s.	799	0.1	2.4	0.0	0.0	0.0
Western Hemisphere	205	54.9	257.1	1.0	1.4	1.4	1.3	681.2	685.1	1,168.5	494.1	846.7	907.3
Anguilla	312	0.1	0.1	0.1
Argentina	213	0.6	1.2	1.2	1.3	195.3	408.6	208.2	373.1	387.5
Aruba	314	1.5	26.1	243.8	8.9	1.5	1.2	1.2	1.2
Brazil	223	1.1	0.5	0.2	0.1	0.0	0.0	417.3	468.2	741.6	275.1	462.0	508.7
Chile	228	48.1	95.6	0.8	1.2	0.7	0.1	0.1	0.1
Colombia	233	0.0	0.0	0.0	1.4	2.1	2.6	1.1	1.4	1.0
Costa Rica	238	0.1	0.1	0.1	0.0	0.1	0.2	0.0	0.0	0.0
Dominican Republic	243	0.1	0.0
Ecuador	248	0.0	0.0	0.0	0.0	0.1	0.0
Guatemala	258	0.4	0.7	0.3	0.2	0.3	0.3
Honduras	268	0.2	2.6	0.0	0.0	0.0	0.0
Mexico	273	4.1	32.6	0.0	0.0	0.0	1.3	5.2	6.9	7.8	7.8	7.8
Paraguay	288	0.0	0.1	0.1	0.1
Peru	293	e 0.0	e 0.0	e 0.0	0.0	0.2	0.1	0.3	0.0
Uruguay	298	102.2	15.9	0.4	0.1	0.2	0.2	0.4
Western Hem. n.s.	399	0.0	5.9
Other Countries n.i.e	910	0.0	0.6	0.4	0.8	0.2	0.2	0.3
Cuba	928	0.1	0.0	0.0	0.0	0.0	0.0
Korea, Dem. People's Rep.	954	0.0	0.5	0.4	0.8	0.2	0.2	0.3
Special Categories	899	46.1	43.4	33.5	8.8	1.6	6.7	5.8	6.1	8.6	2.1	2.2	2.3
Countries & Areas n.s.	898	9.9	9.4	7.2	1.9	0.4	1.4	265.3	455.4	566.3	201.7	215.0	222.2
Memorandum Items													
Africa	605	249.6	162.5	136.2	49.6	7.9	26.7	217.1	238.6	300.1	169.7	170.1	223.4
Middle East	405	404.6	1,142.3	776.5	295.2	124.3	283.8	2,504.1	4,129.4	1,900.7	1,757.2	1,989.7	1,672.8
European Union	998	95.4	75.7	66.1	27.9	12.8	20.3	1,671.0	2,041.6	1,336.8	583.1	551.2	469.7
Export earnings: fuel	080	334.6	1,047.0	696.2	275.6	84.2	106.6	2,518.7	4,034.6	1,881.2	1,711.1	1,866.3	1,671.7
Export earnings: nonfuel	092	6,706.4	6,086.7	1,823.4	191.9	99.6	401.2	8,761.0	9,258.7	10,199.2	4,868.9	5,230.7	5,407.5

Zambia (754)

In Millions of U.S. Dollars

		Exports (FOB)						Imports (CIF)					
		2012	2013	2014	2015	2016	2017	2012	2013	2014	2015	2016	2017
IFS World		9,372.3	10,600.5	9,694.2	7,011.8	6,516.4	8,150.7	8,224.2	10,175.6	9,545.2	8,479.2	7,509.5	8,738.2
World	001	9,362.3	10,585.1	9,693.3	7,039.3	6,507.5	8,245.6	8,790.5	10,185.5	9,706.9	8,481.9	7,556.3	8,694.7
Advanced Economies	110	4,536.9	4,356.0	5,430.8	4,085.9	3,426.2	4,651.5	1,675.9	2,000.7	1,689.2	1,574.1	1,089.9	1,068.9
Euro Area	163	177.0	173.4	133.4	44.0	69.0	81.7	451.3	662.5	468.2	574.3	392.9	345.5
Austria	122	0.1	0.3	0.0	0.0	0.0	0.2	4.9	6.6	7.0	14.6	8.3	5.6
Belgium	124	88.2	71.4	34.4	2.2	6.5	5.1	70.2	104.7	80.2	35.6	63.0	58.0
Cyprus	423	0.3	0.3	0.0	0.0	0.5	2.8	0.8	0.2	0.4	0.2
Estonia	939	0.0	0.3	0.0	0.0	0.7	1.3
Finland	172	0.0	0.2	0.1	0.0	0.1	0.2	45.9	37.5	30.5	44.3	73.6	39.7
France	132	4.7	2.7	1.6	1.2	0.4	0.7	42.5	31.1	36.8	56.5	42.3	25.2
Germany	134	12.2	18.0	32.5	23.5	32.2	9.5	111.9	268.0	121.6	71.4	60.3	70.0
Greece	174	0.0	0.0	0.7	0.0	0.0	0.0	1.1	1.0	1.2	1.4	1.1	0.7
Ireland	178	0.0	0.2	0.0	0.3	0.0	70.7	89.3	41.9	34.0	38.5	48.3
Italy	136	0.3	0.6	4.8	2.0	1.2	2.4	25.3	25.9	43.1	31.1	39.9	14.5
Latvia	941	0.0	0.0	0.0	1.1	0.1	0.0	0.2	0.5
Lithuania	946	0.0	0.0	0.0	0.0	0.0	2.3	0.2
Luxembourg	137	35.1	54.2	49.5	5.6	14.7	52.3	2.5	2.4	2.7	4.0	0.7	3.1
Malta	181	0.2	0.4	0.0	0.0	0.0	0.0
Netherlands	138	30.4	23.5	9.2	9.1	13.1	10.4	61.1	69.4	79.7	63.3	48.1	58.6
Portugal	182	0.0	0.0	0.0	0.4	0.1	0.8	2.9	10.6	2.7	4.0	2.3
Slovak Republic	936	0.0	0.0	0.0	0.0	0.0	0.7	0.5	0.9	0.5	0.9
Slovenia	961	5.3	1.4	0.0	0.0	0.2	0.3	0.1	0.1	1.8	3.3
Spain	184	0.7	0.3	0.2	0.3	0.1	0.2	13.1	19.0	11.5	214.2	7.1	13.1
Australia	193	1.6	3.4	348.2	210.4	0.7	0.9	59.5	91.8	132.2	53.7	45.6	52.4
Canada	156	0.4	0.4	0.5	1.6	1.4	1.3	45.6	39.8	22.3	28.9	17.1	20.2
China,P.R.: Hong Kong	532	26.1	20.1	34.6	100.8	146.5	63.3	49.9	60.5	39.0	49.3
Czech Republic	935	0.0	0.1	0.3	0.0	0.0	0.0	0.8	1.3	2.0	4.3	2.6	1.7
Denmark	128	0.1	0.1	0.8	1.0	1.2	0.9	31.0	26.2	24.6	25.4	25.5	34.9
Iceland	176	0.2	0.1	0.2	0.0	0.4	0.1	0.0	0.1
Israel	436	1.4	0.5	0.8	0.8	0.5	0.2	2.2	3.0	4.0	5.4	7.5	3.8
Japan	158	1.0	56.8	79.6	82.2	50.6	33.2	242.8	304.9	219.7	183.9	125.0	129.1
Korea, Republic of	542	0.2	0.2	11.6	9.9	4.8	4.3	34.0	42.6	56.4	48.6	34.5	39.1
New Zealand	196	0.9	0.9	0.1	0.0	0.1	0.2	1.4	2.8	2.8	3.0	2.3	2.3
Norway	142	0.1	0.4	0.2	0.2	0.3	0.2	1.7	2.7	0.6	0.7	0.5	1.1
Singapore	576	43.2	68.5	370.7	550.3	369.8	496.1	55.8	98.4	145.7	149.2	49.1	28.6
Sweden	144	2.7	3.4	6.3	3.5	2.1	0.6	97.1	90.9	68.7	62.8	62.9	53.6
Switzerland	146	3,962.6	3,867.2	4,324.1	3,112.5	2,582.6	3,696.8	81.8	53.7	40.6	86.6	39.5	45.4
Taiwan Prov. of China	528	0.1	0.1	0.3	0.9	0.0	0.1	39.1	27.7	21.2	14.0	7.4	11.6
United Kingdom	112	311.1	147.2	98.5	66.5	240.0	184.5	220.3	299.0	247.4	191.8	124.9	141.8
United States	111	8.0	13.2	21.0	2.4	2.2	4.0	248.0	203.4	172.1	141.5	113.6	108.5
Emerg. & Dev. Economies	200	4,825.4	6,214.4	3,253.4	2,849.6	3,081.3	3,374.2	7,113.0	7,659.7	7,678.9	6,476.2	6,443.7	7,619.7
Emerg. & Dev. Asia	505	1,879.6	2,386.8	861.1	1,068.1	1,281.1	1,506.9	1,240.8	980.2	1,332.7	1,112.5	1,001.3	1,432.1
Bangladesh	513	0.0	0.0	0.4	0.1	0.1	1.0	2.1	1.3
Bhutan	514	0.0	0.1	0.1	0.0	0.0	0.0	0.0	0.1	0.0
Brunei Darussalam	516	0.0	0.0	0.0	0.0	3.4
Cambodia	522	0.0	0.2	0.1	0.1	0.0	0.1	0.0
China,P.R.: Mainland	924	1,809.1	2,254.8	819.4	1,017.8	1,209.9	1,329.8	867.3	489.8	859.6	693.3	599.9	1,119.1
F.T. New Caledonia	839	0.0	0.0	0.1	0.0	0.0
Guam	829	0.3	0.0	0.0
India	534	69.6	126.6	36.2	22.9	70.6	175.9	305.0	371.2	407.6	365.9	316.7	246.1
Indonesia	536	0.1	0.1	0.3	1.7	0.1	0.0	26.7	60.6	9.5	4.0	3.4	10.8
Malaysia	548	0.0	2.0	1.2	0.0	0.0	0.2	12.6	19.1	15.1	10.4	19.8	13.1
Myanmar	518	0.0	0.0	0.0	0.0	0.1	0.0	0.0
Nauru	836	0.1	0.0	0.0	0.1
Nepal	558	0.0	0.0	0.4	0.0	0.0	0.0
Papua New Guinea	853	0.1	0.0	0.0	0.0	0.0
Philippines	566	0.5	0.4	0.9	1.7	0.0	0.1	0.1	4.3	0.3	0.2	1.4	0.1
Samoa	862	0.6	0.0	0.0
Solomon Islands	813	0.6	0.0	0.0	0.0
Sri Lanka	524	0.2	0.0	0.0	0.0	0.0	0.3	0.2	0.1	0.7	0.4	0.4

Zambia (754)

In Millions of U.S. Dollars

		Exports (FOB)						Imports (CIF)					
		2012	2013	2014	2015	2016	2017	2012	2013	2014	2015	2016	2017
Thailand	578	0.2	0.5	2.5	23.8	0.2	0.1	18.1	23.6	28.2	14.2	10.8	9.8
Vietnam	582	0.2	0.3	0.1	0.0	0.4	10.3	11.2	11.9	22.4	46.1	26.9
Asia n.s.	598	0.3	0.3	0.0	0.0	0.0	0.4	0.9
Europe	170	1.7	2.1	1.4	1.0	1.9	0.6	33.5	26.1	40.9	81.6	65.5	33.1
Emerg. & Dev. Europe	903	1.2	1.3	0.8	0.7	0.1	0.4	28.1	22.1	28.6	58.9	61.6	26.8
Bulgaria	918	0.1	0.6	0.4	0.4	0.2	0.7	0.5	1.6	0.2	0.1
Croatia	960	0.2	0.8	0.0	1.3	1.7	2.5	0.1
Hungary	944	0.0	0.1	0.0	0.0	0.1	0.0	0.1	0.1	0.3	0.9	0.3	0.6
Poland	964	0.9	0.6	0.1	0.1	0.0	0.2	9.6	3.2	11.7	2.9	3.6	15.4
Romania	968	0.0	0.0	0.1	0.0	0.0	0.5	0.2	0.2	0.2	0.1	0.1
Turkey	186	0.1	0.0	0.0	0.1	0.0	0.0	16.3	18.0	13.4	53.2	54.9	10.4
CIS	901	0.5	0.6	0.6	0.3	0.1	0.1	5.4	3.4	12.0	22.7	3.9	6.3
Armenia	911	0.1	0.0	0.0	0.0	0.0	0.0
Belarus	913	0.0	0.0	0.4	0.0	0.0	0.3
Georgia	915	0.1	0.3	0.0	0.1	0.1	0.0	0.2	0.2	0.6
Moldova	921	0.0	0.0	0.0	0.0	0.0	0.0	0.1	0.0
Russian Federation	922	0.1	0.1	0.3	0.3	0.0	0.1	0.7	1.7	11.6	17.8	2.8	3.9
Ukraine	926	0.1	0.1	0.3	0.0	0.1	2.2	0.9	0.3	4.6	0.8	1.4
Uzbekistan	927	2.3	0.3	0.0
Europe n.s.	884	0.0	0.3	1.7	0.0	0.6	0.3	0.1	0.0	0.1
Mid East, N Africa, Pak	440	241.8	559.5	235.4	73.0	363.9	280.8	914.2	591.3	429.3	351.6	938.1	954.2
Algeria	612	0.0	0.1	0.4	0.8	0.0
Bahrain, Kingdom of	419	0.0	0.0	0.0	0.1	0.5	7.5	0.5	0.8
Egypt	469	8.6	0.1	0.2	1.0	0.1	0.0	93.8	29.9	8.9	27.5	12.1	13.6
Iran, I.R. of	429	0.0	1.2	0.6	2.8	7.9	1.2	0.3	0.6	0.5
Jordan	439	0.0	0.0	0.0	3.6	10.4	2.0	1.0	3.0	3.0
Kuwait	443	0.1	0.0	0.0	0.0	550.2	216.7	86.3	63.3	551.6	466.6
Lebanon	446	0.0	0.0	0.0	0.0	0.0	0.0	10.1	18.5	15.2	26.7	5.3	2.8
Libya	672	0.0	2.3	0.0	0.0	0.0
Mauritania	682	0.0	0.0	0.0	0.0	0.0	0.0	0.0	0.0	0.0	0.3	0.7	0.2
Morocco	686	0.1	0.7	0.5	0.2	0.6	6.3	0.5	7.8	0.7	8.7	12.8
Oman	449	0.0	0.0	0.0	1.4	9.7	0.7	0.8	0.5	0.2
Pakistan	564	0.0	0.0	0.0	0.0	0.0	0.0	6.0	5.0	6.8	5.1	5.4	14.2
Qatar	453	0.0	0.0	0.1	0.0	1.1	0.4	0.2	2.2	1.2	1.3
Saudi Arabia	456	3.7	6.9	0.1	0.6	0.1	0.0	13.6	49.9	28.0	40.1	31.8	35.6
Somalia	726	0.0	0.0	0.1	0.0	0.0
Sudan	732	4.0	0.1	0.0	0.0	0.6	2.3	0.1	0.0	0.0	0.0
Syrian Arab Republic	463	0.0	0.5	0.0	0.1	0.0	0.0
Tunisia	744	0.0	0.1	0.0	0.1	0.0	0.0	0.0	0.0	0.0
United Arab Emirates	466	225.4	550.2	235.0	70.8	362.9	279.0	220.0	241.0	271.5	176.0	316.4	402.6
Yemen, Republic of	474	0.0	0.3	0.0	0.0	0.0
Sub-Saharan Africa	603	2,698.5	3,261.4	2,141.3	1,698.2	1,427.7	1,584.3	4,898.6	6,027.2	5,840.3	4,863.6	4,384.9	5,106.9
Angola	614	24.6	5.7	8.1	3.6	0.8	2.1	2.9	0.4	0.2	0.4	1.5	0.3
Benin	638	0.0	0.0	0.0	0.0	0.0	0.0	0.0	0.0	0.7
Botswana	616	63.2	29.5	43.3	35.8	22.3	28.5	28.5	27.2	24.8	17.7	16.6	17.9
Burkina Faso	748	0.8	2.3	0.0	0.0	0.0	0.0	1.7	0.1	0.0	0.0
Burundi	618	27.3	8.3	6.0	4.5	11.7	24.3	0.0	0.2	2.4	0.0	0.0	0.1
Cameroon	622	0.0	0.6	0.0	0.0	0.1	0.3	0.1	0.0	0.5	0.0	0.0	0.0
Central African Rep.	626	0.0	9.6	0.2	0.6	0.1	0.0	0.0
Congo, Dem. Rep. of	636	726.0	1,229.7	804.0	525.0	428.9	509.8	1,264.7	1,849.9	1,462.6	953.3	988.2	1,803.7
Congo, Republic of	634	0.4	1.8	11.9	9.6	2.0	2.6	4.0	0.0	1.8	0.0	0.1	0.0
Côte d'Ivoire	662	0.0	0.0	0.0	0.2	0.0	0.1	0.2	0.2	0.2	0.1	0.2
Eritrea	643	0.0	0.0	0.1	0.0	0.0	0.0	0.0
Eswatini, Kingdom of	734	8.2	4.4	17.9	8.5	7.0	19.5	19.9	19.1	16.0	18.7	11.2	17.1
Estonia	939	0.0	0.3	0.0	0.0	0.7	1.3
Ethiopia	644	0.0	0.8	3.7	0.4	0.3	2.0	0.2	0.1	0.1	0.5	0.3	0.1
Gabon	646	0.0	1.7	0.1	0.0	0.0	0.0	0.0	0.2	0.1	0.0
Ghana	652	0.4	0.3	0.1	0.7	1.1	0.8	0.4	1.7	1.2	0.8	1.6	1.7
Guinea	656	0.0	0.1	0.0	0.0	0.0	1.5	0.0	0.1	0.0	0.6	0.0
Kenya	664	55.9	90.2	56.6	40.5	38.9	72.5	282.6	712.9	777.8	414.0	51.7	35.6

Zambia (754)

In Millions of U.S. Dollars

		Exports (FOB)						Imports (CIF)					
		2012	2013	2014	2015	2016	2017	2012	2013	2014	2015	2016	2017
Lesotho	666	2.3	4.5	3.0	2.3	4.5	1.4	0.0	1.9	0.1	0.1	0.1	0.2
Liberia	668	0.0	0.0	0.0	0.0	0.0	0.1	0.0	0.0
Madagascar	674	0.1	0.0	0.0	0.2	0.1	0.0	0.1	0.0	0.0	0.0	0.3
Malawi	676	186.2	214.7	145.9	107.7	122.5	99.7	70.0	25.5	21.7	17.6	18.4	15.3
Mali	678	0.0	0.2	0.0	0.7	0.3	0.2	0.0	0.0	0.0	0.0	0.0
Mauritius	684	47.8	48.8	35.0	9.0	7.8	1.1	39.2	30.8	128.0	479.1	344.5	217.5
Mozambique	688	20.3	27.0	47.2	40.7	20.6	17.5	21.2	24.9	40.7	82.9	176.7	174.3
Namibia	728	152.5	159.7	21.1	32.8	24.7	13.8	25.0	38.4	65.6	102.8	94.5	125.5
Niger	692	0.1	0.0	0.0	0.0	0.1	0.4	0.3	0.1	0.1	0.0
Nigeria	694	0.2	0.0	0.2	0.1	1.2	1.0	0.8	0.9	3.5	0.8	1.3	0.8
Rwanda	714	7.0	5.3	5.6	3.8	26.7	33.7	0.4	0.2	0.0	0.0	0.0	0.0
São Tomé & Príncipe	716	0.0	0.0	0.0	0.1	0.0	0.0
Senegal	722	0.2	0.0	0.0	0.0	0.3	0.0	0.0	0.0	0.0	0.0	0.0	0.3
Seychelles	718	0.0	0.0	0.0	0.0	0.4	1.3	1.3	1.0	0.2
Sierra Leone	724	0.0	0.0	0.0	0.0	0.0	0.0	0.0	0.0	0.1	0.0	0.0	0.2
South Africa	199	845.6	1,081.5	677.4	539.1	383.4	489.8	2,969.5	3,089.8	3,095.0	2,624.9	2,430.5	2,451.9
South Sudan, Rep. of	733	0.1
Tanzania	738	99.7	69.5	49.7	49.0	92.3	123.4	71.2	76.3	91.6	56.5	162.8	165.2
Togo	742	0.0	0.0	0.0	0.0	0.0	0.1
Uganda	746	1.3	1.5	6.4	6.3	2.4	5.1	2.8	2.3	1.5	0.8	7.0	3.3
Zimbabwe	698	428.3	274.8	196.5	268.4	227.2	134.2	93.0	121.7	102.7	90.7	76.1	74.5
Western Hemisphere	205	3.8	4.7	14.1	9.4	6.7	1.6	25.9	35.0	35.8	66.9	53.9	93.3
Antigua and Barbuda	311	0.0	1.8	0.0	0.0	0.0	0.0	0.0
Argentina	213	0.0	0.0	0.0	0.1	0.0	1.8	2.0	0.6	1.1	1.7	2.0
Bahamas, The	313	0.0	0.9	0.2	0.0	0.2
Belize	339	0.0	4.8	0.0	0.0	0.0	0.0
Bermuda	319	1.2	0.7	0.2	0.5	1.4	1.3
Brazil	223	0.1	0.3	12.9	3.9	0.3	1.0	8.7	14.2	6.2	19.8	8.1	12.3
Chile	228	0.8	1.5	0.1	0.2	0.0	0.0	7.4	2.6	4.3	23.0	23.0	39.1
Colombia	233	0.1	0.0	0.3	0.5	1.1	0.5	0.8	0.2	0.8
Costa Rica	238	0.1	0.1	0.0	0.0	0.2	0.1	0.1
El Salvador	253	0.1	0.0	0.1
Grenada	328	0.0	0.1	0.0	0.4
Guatemala	258	0.1	0.1
Jamaica	343	0.0	0.0	0.0	0.0	0.0	0.0	0.0	0.0	0.1	0.1
Mexico	273	0.0	0.0	0.8	0.0	0.0	0.0	1.9	5.0	1.2	4.6	2.2	2.4
Montserrat	351	0.1
Netherlands Antilles	353	0.1	0.2	0.1	0.0	0.0	0.1	0.2
Nicaragua	278	0.0	0.0	0.9	0.0	0.0	0.1	0.0
Panama	283	0.7	5.1	5.6	0.2	1.1	0.3	20.3	15.3	12.0	31.7
Paraguay	288	0.4	0.2	0.0	0.1	0.2
Peru	293	0.0	0.0	0.1	0.0	0.0	0.0	0.4	3.4	1.4	0.5	1.5	1.2
St. Kitts and Nevis	361	1.7	0.9	0.0	0.0	0.0
Uruguay	298	0.2	0.6	0.2	0.3	0.2	0.3	0.6
Venezuela, Rep. Bol.	299	0.0	0.0	0.0	0.0	0.6	0.3	0.0	0.0
Western Hem. n.s.	399	0.0	0.3	0.2	0.4	0.1	0.1	3.0	0.3
Other Countries n.i.e	910	0.0	0.0	1.6	0.0	6.0	1.4
Korea, Dem. People's Rep.	954	0.0	0.0	1.6	0.0	6.0	1.4
Countries & Areas n.s.	898	14.6	1,009.1	103.7	219.9	525.1	338.8	431.5	16.7	4.7
Memorandum Items													
Africa	605	2,702.6	3,262.4	2,141.4	1,698.7	1,428.4	1,585.5	4,907.4	6,028.7	5,848.2	4,864.7	4,394.3	5,120.0
Middle East	405	237.7	558.4	235.4	72.5	363.1	279.6	899.5	584.8	414.5	345.4	923.2	927.0
European Union	998	492.0	325.4	240.0	115.6	312.4	268.2	812.2	1,083.9	826.0	864.2	615.6	593.7
Export earnings: fuel	080	254.5	566.2	257.2	85.0	367.9	285.6	800.5	531.0	406.7	310.5	908.7	917.0
Export earnings: nonfuel	092	9,107.8	10,018.9	9,436.1	6,954.2	6,139.7	7,960.0	7,990.0	9,654.5	9,300.2	8,171.4	6,647.6	7,777.7

Zimbabwe (698)

In Millions of U.S. Dollars

		Exports (FOB)						Imports (FOB)					
		2012	2013	2014	2015	2016	2017	2012	2013	2014	2015	2016	2017
IFS World		3,981.0	3,907.1	3,866.4	3,248.2	3,318.9
World	001	3,882.8	3,507.2	3,062.0	2,679.5	2,832.5	1,502.3	4,902.1	4,958.1	4,729.4	4,485.3	4,238.4	4,397.2
Advanced Economies	110	182.2	73.8	169.2	46.3	68.8	85.8	566.9	574.0	517.3	459.9	375.0	447.5
Euro Area	163	110.9	29.1	146.4	25.8	60.3	70.8	116.3	121.7	116.6	96.9	84.4	97.1
Austria	122	0.0	0.0	0.1	0.1	0.2	0.2	1.0	1.7	4.2	1.3	2.2	3.1
Belgium	124	47.6	26.7	125.0	18.8	45.7	45.6	4.2	9.5	18.1	13.9	13.3	13.2
Cyprus	423	0.0	0.0	0.0	0.0	0.1	1.1	0.5	0.9	0.8	1.3	1.2
Finland	172	0.0	0.0	0.1	0.0	19.3	16.9	24.8	19.6	18.5	13.4
France	132	0.0	0.0	11.1	0.4	7.4	14.5	20.9	21.5	15.2	17.4	14.8	21.1
Germany	134	16.0	0.6	4.4	0.6	2.2	1.7	28.7	19.6	16.1	19.6	11.7	12.7
Greece	174	0.0	0.0	0.0	0.0	0.0	0.1	0.1	0.1	0.0	0.0	0.1
Ireland	178	0.0	0.0	0.0	0.3	0.1	0.1	5.5	4.1	4.7	3.4	2.1	3.3
Italy	136	41.0	0.6	1.9	0.7	1.2	2.4	14.3	24.4	11.1	9.8	8.1	10.0
Latvia	941	0.0	0.0	0.0	0.0	0.0	0.0	0.3
Lithuania	946	0.0	0.0	0.1	0.1	0.3	0.0	0.4	0.1
Luxembourg	137	0.0	0.0	0.0	0.5	0.0	0.0	0.0	0.0	0.0
Netherlands	138	5.2	1.0	3.3	4.6	2.9	5.1	17.2	19.6	13.7	9.1	8.9	12.0
Portugal	182	0.9	0.0	0.0	1.5	2.0	4.4	0.2	1.4	0.2
Slovenia	961	0.0	0.1	0.2	0.1	0.4
Spain	184	0.1	0.1	0.3	0.3	0.7	1.0	1.8	1.8	2.9	1.5	1.4	6.0
Australia	193	0.0	0.1	0.1	0.1	0.0	0.0	15.4	13.0	8.0	7.5	7.9	7.4
Canada	156	0.3	0.3	0.1	0.1	0.2	1.2	4.1	2.2	2.1	2.4	4.6	5.4
China,P.R.: Hong Kong	532	2.2	0.1	2.4	1.3	0.2	0.4	18.4	36.1	33.2	28.1	28.1	69.0
Czech Republic	935	0.0	0.1	0.0	0.0	0.0	0.0	0.2	0.3	0.2	0.2	0.3	0.1
Denmark	128	0.1	0.0	0.0	0.0	0.0	0.0	4.9	3.2	3.9	3.3	2.0	2.5
Israel	436	31.6	39.6	9.5	13.7	1.2	0.1	5.6	4.3	2.8	4.9	1.7	1.2
Japan	158	1.0	0.2	0.4	0.2	1.0	0.5	43.9	64.8	58.5	43.2	26.0	28.6
Korea, Republic of	542	0.0	0.0	0.0	0.1	0.2	1.1	11.8	10.7	11.3	8.8	7.6	9.3
New Zealand	196	0.0	0.0	0.0	0.0	0.0	0.0	0.4	0.6	1.1	1.5	0.2	0.5
Norway	142	0.1	0.0	0.0	0.1	0.0	0.0	0.4	0.1	0.1	1.0	0.3	0.3
Singapore	576	1.4	0.0	0.3	0.0	1.0	0.4	6.4	4.7	2.4	4.6	3.8	4.3
Sweden	144	0.2	0.3	0.1	0.0	0.1	0.4	13.5	4.1	2.8	3.8	2.6	2.0
Switzerland	146	15.8	0.1	0.5	0.3	0.6	0.6	18.2	17.8	17.2	20.3	16.1	18.3
Taiwan Prov.of China	528	0.1	0.1	0.1	0.1	0.1	0.0	8.6	7.5	6.2	6.1	3.6	1.7
United Kingdom	112	2.0	1.6	6.8	2.1	1.9	3.2	143.4	120.4	100.2	89.1	55.1	57.6
United States	111	16.3	2.2	2.6	2.3	2.0	6.9	155.4	162.4	150.6	138.4	130.9	142.2
Emerg. & Dev. Economies	200	3,700.6	3,433.3	2,892.8	2,633.2	2,763.7	1,416.5	4,133.0	4,183.7	4,018.5	3,842.9	3,700.1	3,768.7
Emerg. & Dev. Asia	505	87.3	31.1	13.6	4.7	1.0	1.1	222.1	232.4	237.9	309.6	188.2	223.2
China,P.R.: Mainland	924	85.0	30.9	12.6	4.4	0.9	1.1	131.6	126.4	123.5	167.1	121.0	135.2
India	534	2.2	0.0	0.7	0.1	0.0	0.0	71.2	95.2	105.7	125.9	62.4	82.7
Indonesia	536	0.0	0.0	0.1	0.0	0.0	10.3	5.2	3.4	3.2	0.3
Malaysia	548	0.0	0.1	0.0	2.4	2.5	1.8	10.2	1.6	0.3
Philippines	566	0.0	0.2	0.0	0.0	1.5	0.3	0.1	0.2	0.6
Sri Lanka	524	0.0	0.0	0.0	0.3	0.2	0.2	0.3	0.2	0.1
Thailand	578	0.0	0.0	0.2	0.1	0.0	3.6	1.5	2.2	1.7	1.8	3.2
Timor-Leste	537	0.1	0.1	0.1	0.1	0.1	0.1
Vietnam	582	0.0	0.0	0.0	0.0	0.0	0.0	1.0	1.0	1.0	0.9	0.8	0.9
Asia n.s.	598	0.1	0.1	0.1	0.1	0.0	0.0
Europe	170	0.1	0.1	0.2	0.3	0.5	0.4	10.8	11.1	25.9	10.8	15.3	31.5
Emerg. & Dev. Europe	903	0.1	0.0	0.1	0.2	0.3	0.2	9.0	8.0	4.5	3.8	5.7	6.3
Bulgaria	918	0.0	0.0	0.0	0.0	0.0	1.8	0.7	0.5	0.4	0.5	2.1
Croatia	960	0.0	0.0	0.0	0.1
Hungary	944	0.0	0.0	0.1	0.0	0.1	0.0	0.0	0.0	0.0	0.0	0.0
Montenegro	943	e 0.0	e 0.0	e 0.0	e 0.0	e 0.2	e 0.1
Poland	964	0.0	0.0	0.0	0.0	0.0	0.0	0.0	0.2	0.0	0.1	0.0
Romania	968	0.0	1.0	1.4	0.1	0.1	1.6	0.0
Serbia, Republic of	942	0.0	e 0.0	e 0.1	e 0.1	e 0.0	e 0.1	e 0.1
Turkey	186	0.0	0.0	0.0	0.0	6.1	5.7	3.6	3.2	3.4	3.9
CIS	901	0.1	0.1	0.1	0.1	0.2	0.2	1.3	2.5	20.9	6.4	9.1	24.7
Belarus	913	0.8	0.5	12.4	1.3	0.2	19.0

Zimbabwe (698)

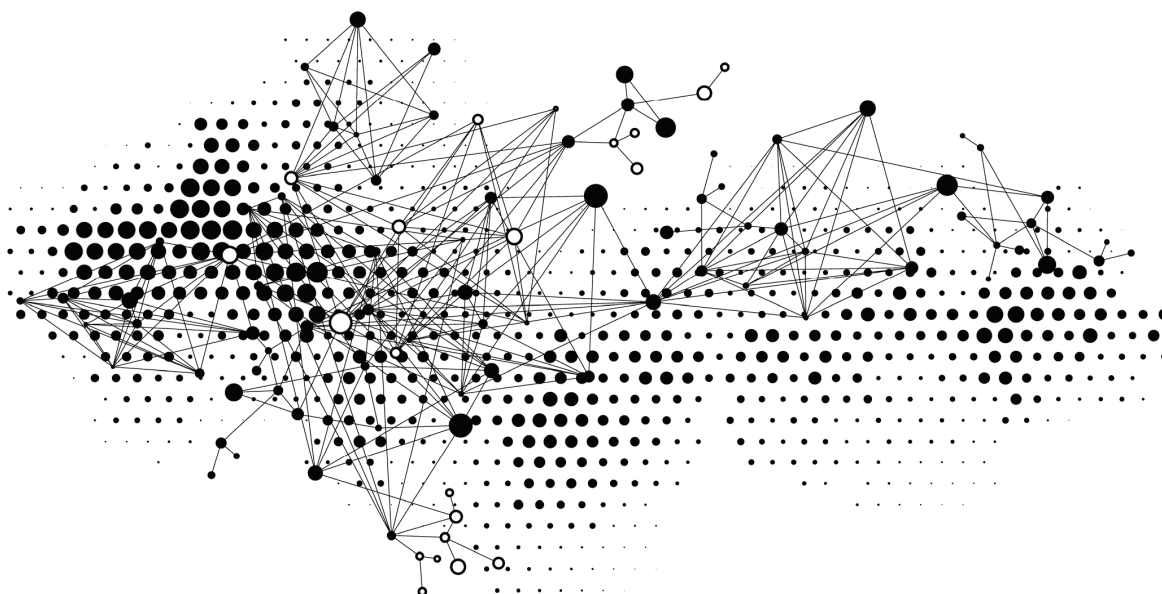
In Millions of U.S. Dollars

		Exports (FOB)						Imports (FOB)					
		2012	2013	2014	2015	2016	2017	2012	2013	2014	2015	2016	2017
Georgia	915	0.0	4.6	3.8	0.5	4.7
Russian Federation	922	0.0	0.0	0.1	0.1	0.1	0.1	0.0	0.0	3.2	1.1	3.0	0.9
Ukraine	926	0.0	0.0	0.0	0.4	2.0	0.7	0.3	5.4	0.1
Europe n.s.	884	0.0	0.0	0.0	0.0	0.0	0.0	0.6	0.6	0.5	0.5	0.5	0.5
Mid East, N Africa, Pak	440	483.1	230.7	96.7	149.2	118.4	208.3	186.7	186.2	182.2	172.8	156.0	166.7
Afghanistan, I.R. of	512	0.2	0.3	0.0	0.0	0.0
Egypt	469	0.1	0.1	0.2	0.1	0.2	0.2	1.9	1.9	2.2	2.0	2.0	2.2
Iran, I.R. of	429	0.0	0.0	0.0	0.8	0.8	0.7	0.7	0.6	0.7
Iraq	433	0.0	0.1	0.0	0.1	0.1
Jordan	439	0.4	0.0	0.0	0.0
Kuwait	443	0.0	0.0	0.0	123.9	122.7	118.6	111.8	100.0	110.9
Lebanon	446	0.0	0.6	0.0	0.0	0.0	0.0	0.2	0.1	0.1	0.0	0.0	0.0
Mauritania	682	0.0	0.1	0.1	0.1	0.1	0.0	0.1
Morocco	686	0.0	0.0	0.0	0.0	0.0	0.0	0.5	0.3	0.0	0.0
Pakistan	564	0.0	0.0	0.2	0.0	0.1	1.1	6.8	8.2	9.4	10.2	10.4	4.4
Qatar	453	0.0	0.0	0.0	0.2	0.2	0.2	0.2	0.2	0.5
Saudi Arabia	456	0.0	0.2	0.0	0.9	0.0	0.0	0.8	0.8	0.8	0.8	0.8	1.5
Sudan	732	0.2	0.3	0.1	0.1	0.4	0.3	0.0	0.0	0.0	0.0	0.0	0.0
Syrian Arab Republic	463	0.0	0.1	0.1	0.1	0.1	0.1	0.1
Tunisia	744	0.8	3.6	0.1
United Arab Emirates	466	481.9	229.1	96.1	148.0	116.7	202.8	51.8	51.3	49.6	46.7	41.8	46.3
West Bank and Gaza	487	e 0.2	e 0.1	e 0.0
Sub-Saharan Africa	603	3,129.9	3,171.3	2,782.2	2,478.9	2,643.6	1,206.3	3,699.8	3,743.0	3,553.2	3,339.6	3,275.4	3,335.4
Benin	638	0.1	0.1	0.3	0.3	0.3	0.3	0.2	0.3
Botswana	616	48.8	44.0	27.9	30.8	29.1	39.9	111.1	110.7	109.5	107.4	103.8	103.7
Burundi	618	0.1	0.0	0.0	0.0	0.0	0.4	0.4	0.4	0.4	0.3	0.4
Congo, Dem. Rep. of	636	16.3	11.5	4.4	3.7	0.1	0.1	70.0	69.3	67.0	63.2	56.5	62.7
Congo, Republic of	634	0.3	0.6	0.7	0.3	0.2	0.3	30.5	30.2	29.2	27.5	24.6	27.3
Côte d'Ivoire	662	0.0	0.0	0.0	0.1	0.2	0.2	0.5	0.5	0.5
Eritrea	643	e 0.3	e 0.2	e 0.5	e 0.4	e 0.2	e 0.2
Eswatini, Kingdom of	734	0.3	0.3	0.5	1.0	0.1	0.2	7.5	7.4	7.2	6.8	6.1	6.7
Ethiopia	644	0.0	0.1	0.0	0.2	0.0	0.1	0.0	0.0	0.0	0.0	0.0	0.0
Kenya	664	0.8	0.3	0.9	0.9	11.2	26.0	4.5	4.5	4.3	4.1	2.9	4.7
Lesotho	666	0.9	0.0	0.5	0.0	0.0	0.0	0.0	0.0	0.0	0.0	1.1
Madagascar	674	0.0	0.1	0.1	0.2	0.3	0.3	0.3	0.3	0.3	0.3
Malawi	676	5.8	7.0	4.8	3.5	4.2	5.2	122.8	121.5	117.5	110.7	99.1	109.8
Mauritius	684	0.0	0.0	0.0	0.0	0.1	0.3	5.3	5.6	6.9	7.2	6.7	7.6
Mozambique	688	283.1	369.6	577.4	408.9	267.7	328.1	9.1	9.1	8.8	8.3	7.4	8.2
Namibia	728	1.7	8.0	9.0	13.7	7.3	9.0	3.5	3.5	3.4	3.2	2.9	3.2
Nigeria	694	0.0	0.1	0.5	0.3	0.0	0.1	0.2	0.2	0.2	0.2	0.2	0.2
Rwanda	714	0.0	0.0	0.1	0.0	0.0	0.2	0.0	0.0	0.0
São Tomé & Príncipe	716	0.1	0.1	0.1	0.1	0.0	0.1
Senegal	722	0.0	0.0	0.0	0.0	0.0	0.0	0.0	0.1	0.0
Seychelles	718	0.0	3.6	3.6	3.5	3.3	2.9	3.2
South Africa	199	2,674.0	2,613.9	2,051.5	1,922.4	2,250.3	725.8	2,347.2	2,326.3	2,223.3	1,953.6	1,960.1	2,086.4
Tanzania	738	0.4	0.1	0.9	0.8	0.3	0.1	5.8	5.7	5.5	5.2	4.7	5.9
Uganda	746	0.0	0.1	0.2	0.0	0.3	0.2	1.9	0.2	0.0	0.0	0.0	0.0
Zambia	754	97.3	115.7	102.8	92.2	72.2	70.7	975.2	1,043.6	965.2	1,037.1	996.0	902.9
Western Hemisphere	205	0.1	0.1	0.1	0.1	0.2	0.3	13.5	11.1	19.3	10.1	65.3	11.9
Argentina	213	0.0	0.0	0.0	0.0	2.4	2.4	2.4	2.4	2.5	2.5
Bermuda	319	0.0	0.0	2.8	2.8	2.7	2.6	2.3	2.5
Brazil	223	0.0	0.0	0.0	0.0	0.0	6.6	3.7	11.3	3.6	0.9	1.1
Chile	228	0.0	0.0	0.0	0.2	0.0	1.4	0.2	0.0	0.0
Colombia	233	0.0	0.0	0.1	0.2	0.0	0.0	0.0	0.0
El Salvador	253	e 0.0	e 0.0	e 0.2
Mexico	273	0.1	0.0	0.1	0.1	1.2	1.4	1.1	1.0	59.3	2.5
Peru	293	0.0	2.8
Uruguay	298	0.0	0.3	0.7	0.3	0.2	0.3	0.2
Other Countries n.i.e	910	0.0	0.0	0.0	0.3	0.3	0.3	0.3	0.3	0.3
Korea, Dem. People's Rep.	954	0.0	0.0	0.3	0.3	0.3	0.3	0.3	0.3

Zimbabwe (698)

In Millions of U.S. Dollars

		Exports (FOB)						Imports (FOB)					
		2012	2013	2014	2015	2016	2017	2012	2013	2014	2015	2016	2017
Countries & Areas n.s.	898	0.0	0.0	0.0	0.0	0.0	0.0	202.0	200.0	193.3	182.2	163.1	180.7
Memorandum Items													
Africa	605	3,130.2	3,171.6	2,782.3	2,479.0	2,644.8	1,210.3	3,699.9	3,743.1	3,553.7	3,339.9	3,275.4	3,335.6
Middle East	405	482.7	230.1	96.3	149.1	117.0	203.2	179.8	177.9	172.3	162.3	145.6	162.1
European Union	998	113.4	31.1	153.3	28.1	62.4	74.6	281.0	251.9	224.4	193.8	146.4	161.5
Export earnings: fuel	080	482.3	230.1	97.4	149.6	117.4	203.6	208.3	206.3	202.5	189.0	171.3	188.2
Export earnings: nonfuel	092	3,400.5	3,277.1	2,964.6	2,529.9	2,715.1	1,298.6	4,693.8	4,751.8	4,526.9	4,296.2	4,067.0	4,209.0



Notes

This page intentionally left blank

Aruba 314

As of January 2000, reported DOTS data include trade in the Aruba free trade zone.

Bahamas 313

Reported DOTS data in 1999 and IFS data beginning in 1990 exclude certain oil and chemical products.

Bahrain 419

Reported exports in DOTS and IFS include partial oil exports only. Beginning in 1998, reported imports from Saudi Arabia include oil imports as compiled by the Bahrain Ministry of Oil & Industry and published in the *Monthly Bulletin of the Bahrain Monetary Agency*.

Belgium 124

Prior to 1997, trade data for Belgium are recorded as trade of the Belgium-Luxembourg Economic Union (BLEU). Belgium and BLEU trade data are not comparable due to the employment of different compilation methodologies.

China, P.R.: Mainland 924

Discrepancies in bilateral trade statistics as reported by China and its trading partners exist, particularly with industrial countries. Trade with these countries is classified by China as trade with Hong Kong Special Administrative Region (HKSAR) if it passes through HKSAR ports.

China, P.R.: Hong Kong 532

Reported exports and imports data with Belgium include trade with Luxembourg.

Dominican Republic 243

IFS data exclude trade in free trade processing zone. Beginning in 1994, DOTS data include trade in free trade processing zone.

El Salvador 253

IFS data exclude trade in free trade processing zone. Beginning in 2000, DOTS data include trade in free trade processing zone.

Estonia 939

IFS data are compiled according to the general trade system of recording trade transactions and DOTS data are compiled according to the special trade system.

European Union 998

The data for the European Union (EU) for all periods cover Austria, Belgium, Belgium-Luxembourg, Bulgaria, Croatia, Cyprus, Czech Republic, Denmark, Estonia, Finland, France, Germany, Greece, Hungary, Ireland, Italy, Latvia, Lithuania, Luxembourg, Malta, Netherlands, Poland, Portugal, Romania, Slovak Republic, Slovenia, Spain, Sweden, and the United Kingdom.

Export Earnings: Fuel Countries 080

The Export Earnings: Fuel Countries comprise Algeria, Angola, the Republic of Azerbaijan, the Kingdom of Bahrain, Bolivia, Brunei Darussalam, Chad, Colombia, the Republic of Congo, Ecuador, Equatorial Guinea, Gabon, the Islamic Republic of Iran, Iraq, Kazakhstan, Kuwait, Libya, Nigeria, Oman, Qatar, Russian Federation, Saudi Arabia, the Republic of South Sudan, Timor-Leste, Trinidad and Tobago, Turkmenistan, United Arab Emirates, the República Bolivariana de Venezuela, and the Republic of Yemen.

France 132

Beginning in 1997, reported exports and imports data include trade of French Guiana, Guadeloupe, Martinique, and Réunion with the rest of the world. French trade data include trade of Mayotte.

Guatemala 258

IFS data exclude trade in the free trade processing zone. Beginning in 2004, DOTS data include trade in the free trade processing zone.

India 534

Data from 1997 to 2000, and for 2003 were adjusted to calendar year from reported data based on fiscal year beginning April.

Israel 436

IFS imports data include military goods.

Lithuania 946

Data from 2004 are compiled according to the special trade system.

Luxembourg 137

Prior to 1997, trade data for Luxembourg are recorded as trade of the Belgium-Luxembourg Economic Union (BLEU).

Mexico 273

DOTS and IFS reported exports and imports data include trade in maquiladoras.

Netherlands 138

From 1993 through 1998, DOTS reported exports and imports exclude estimation of underreporting as a result of the establishment of the internal European market. Trade revisions are made in the monthly data and may not necessarily be reflected in the quarterly and annual data.

Nigeria 694

Beginning in 1995, IFS data are valued at an average (unitary) exchange rate of 70.36 naira to the U.S. dollar. This exchange rate is the weighted average of the official rate and the market rate that went into effect in February 1995.

Panama 283

Reported IFS and DOTS world totals exclude exports and imports of the COLON free trade processing zone. Beginning 2005, reported DOTS annual world totals include exports and imports of the COLON free trade processing zone. Beginning in Q1 2001, imports from Japan reflect reported exports of Japan to Panama, which may represent flags of convenience.

Réunion 696

Beginning in January 1997, exports and imports data of Réunion are combined with exports and imports data for France.

Russian Federation 922

DOTS data exclude adjustments for unrecorded trade (including shuttle trade) and, prior to 1994 exclude trade with the countries of the former U.S.S.R.

Singapore 576

Trade data published in the Singapore Trade Statistics by the Singapore Trade Development Board exclude trade with Indonesia. Starting January 2003, Singapore reports its trade with Indonesia.

Switzerland 146

Switzerland data by partner countries include exports and imports of gold, silver, and coins from 2012. The Swiss Customs authority disseminates exports and imports of gold, silver, and coins separately back to 1998.

Syrian Arab Republic 463

Beginning in 2000, IFS exports and imports totals are calculated using a flexible exchange rate determined by the Ministry of Economy and Foreign Trade.

Turkmenistan 925

Special category exports for 1996 and 1997 consist of natural gas sales unclassified by partner country.

Estimated Trade

Estimated country trade data produced without benchmarks may be incomplete. Because estimates are made from partner country data, the estimates do not cover trade in cases where no partner country data have been specifically reported. For example, if the estimated country's trade was reported by the trading partner to a regional area rather than to the specific partner (exports to Asia not specified, rather than exports to Lao, as an example), this data is not captured in the estimation process.

