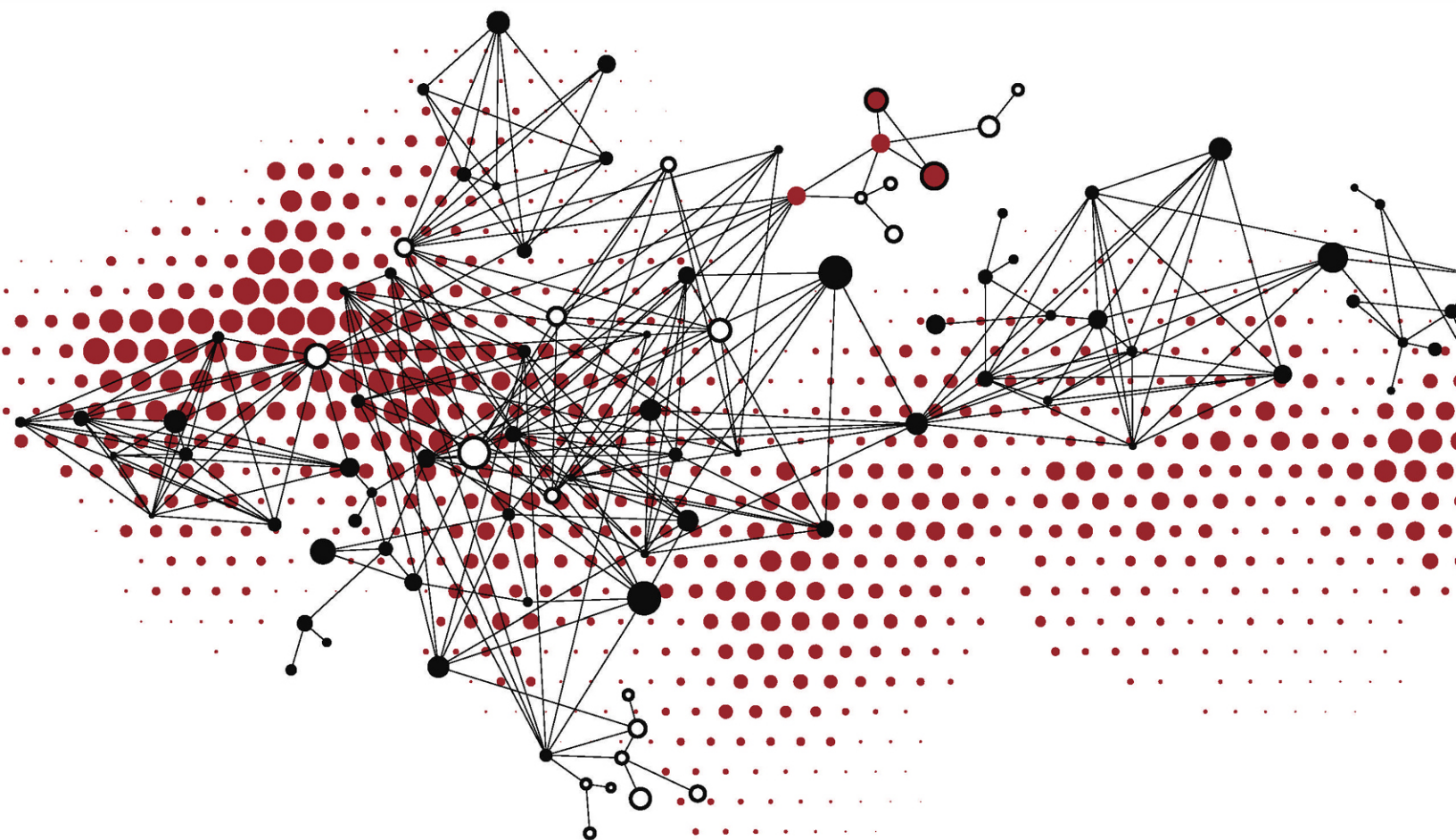


QUARTERLY **06/2017**



DIRECTION OF TRADE STATISTICS

INTERNATIONAL MONETARY FUND

**DIRECTION OF
TRADE
STATISTICS
QUARTERLY**

DIRECTION OF TRADE STATISTICS QUARTERLY

Prepared by the IMF Statistics Department
Louis Marc Ducharme, Director

For information related to this publication, please:

fax the Statistics Department at (202) 623-6460,

or write Statistics Department

International Monetary Fund

Washington, D.C. 20431

or refer to the **IMF Data Help** page at <http://datahelp.imf.org> for further assistance

For copyright inquiries, please fax the Editorial Division at (202) 623-6579.

For purchases only, please contact Publication Services (see information below).

Copyright © 2017, International Monetary Fund

The yearbook and quarterly issues of the *Direction of Trade* publication provide tables with current reported data (or estimates) on the value of merchandise trade statistics (exports and imports) by partner country for all IMF member states and other non-member countries. Summary tables are also presented for the world and major areas.

Last update of data: May 22, 2017

Address orders to:

International Monetary Fund

Attention: Publication Services

P.O. Box 92780 Washington, D.C.

20090 U.S.A.

Telephone: (202) 623-7430

Telefax: (202) 623-7201

E-mail: publications@imf.org

Internet: <http://www.imf.org>

ISSN 0252-306X

QUARTERLY **06/2017**



DIRECTION OF TRADE STATISTICS

I N T E R N A T I O N A L M O N E T A R Y F U N D

Selection of Statistical Publications

International Financial Statistics (IFS)

Acknowledged as a standard source of statistics on all aspects of international and domestic finance, IFS publishes, for most countries of the world, current data on exchange rates, international liquidity, international banking, money and banking, interest rates, prices, production, international transactions (including balance of payments and international investment position), government finance, and national accounts. Information is presented in tables for specific countries and in tables for area and world aggregates. IFS is published monthly and annually. Price: Subscription price is US\$945 a year (US\$614 to university faculty and students) for twelve monthly issues and the yearbook. Single copy price is US\$191 for a yearbook issue.

Balance of Payments Statistics Yearbook (BOPSY)

Balance of Payments Statistics Yearbook (BOPSY): Contains two sections; World and Regional Tables, and Country Tables. The first section presents 21 world and regional tables for major components of the balance of payments, net International Investment Position (IIP), and total financial assets and total liabilities for the IIP. The second section provides detailed tables on balance of payments statistics for 192 economies and IIP data for 152 economies. Price: US\$171.

Direction of Trade Statistics (DOTS)

The yearbook and quarterly issues of the Direction of Trade publication provide tables with current reported data (or estimates) on the value of merchandise trade statistics (exports and imports) by partner country for all IMF member states and other non-member countries. Summary tables are also presented for the world and major areas. Price: Subscription price is US\$276 a year (US\$236 to university faculty and students) for the quarterly issues and the yearbook. Price for the yearbook is US\$122.

Government Finance Statistics Yearbook (GFSY)

This annual publication provides detailed data on transactions in revenue, expense, net acquisition of assets and liabilities, other economic flows, and balances of assets and liabilities of general government and its subsectors. The data are compiled according to the framework of the 2001 Government Finance Statistics Manual, which provides for several summary measures of government fiscal performance. Price: US\$119.

DVD-ROM Subscriptions

International Financial Statistics (IFS), Balance of Payments Statistics (BOPS), Direction of Trade Statistics (DOTS), and Government Finance Statistics (GFS) are available on DVD-ROM by annual subscription. The DVD-ROMs incorporate a Windows-based browser facility, as well as a flat file of the database in scientific notation. Price of each subscription: US\$250 a year for single-user PC license (US\$125 for university faculty and students). Network and redistribution licenses are negotiated on a case-by-case basis. Please visit www.bookstore.imf.org/pricing for information.

Subscription Packages

Combined Subscription Package

The combined subscription package includes all issues of IFS, DOTS, GFS, and BOPSY. Combined subscription price: US\$1,505 a year (US\$1,204 for university faculty and students). Expedited delivery available at additional cost; please inquire.

Combined Statistical Yearbook Subscription

This subscription comprises BOPSY, IFSY, GFSY, and DOTSY at a combined rate of US\$597. Because of different publication dates of the four yearbooks, it may take up to one year to service an order. Expedited delivery available at additional cost; please inquire.

IFS, BOPS, DOTS, GFS on the Internet

The Statistics Department of the Fund is pleased to make available to users the International Financial Statistics (IFS), Balance of Payments Statistics (BOPS), Direction of Trade Statistics (DOTS), and Government Finance Statistics (GFS) databases through the new, easy-to-use data.IMF.org online service. New features include Data Portals, which provide quick access to predefined tables, maps, graphs, and charts aimed at visualizing many common data searches. Data.IMF.org lets you create a basic custom-built data query using the Query tool which offers great flexibility to create larger and more complex queries. Once you have defined your query, you can structure the table the way you want it, and then convert your data into a chart or download it. A number of personalization options are available in the "My data" section such as accessing your favorites and saved queries. Free registration for My data can be obtained by clicking on the Sign In or Register link on the data.IMF.org home page.

Address orders to

Publication Services, International Monetary Fund, PO Box 92780, Washington, DC 20090,
USA Telephone: (202) 623-7430 Fax: (202) 623-7201 E-mail: publications@imf.org
Internet: <http://www.bookstore.imf.org>

Note: Prices include the cost of delivery by surface mail. Expedited delivery is available for an additional charge.

Contents

Introduction.....	xi	China, P.R.: Mainland (924).....	146	India (534).....	288
World And Area Tables.....	1	China, P.R.: Hong Kong (532).....	150	Indonesia (536).....	292
World (001).....	2	China, P.R.: Macao (546).....	154	Iran, Islamic Republic of (429).....	296
Advanced Economies (110).....	6	Colombia (233).....	156	Iraq (433).....	299
Emerging and Developing Economies (200).....	10	Comoros (632).....	160	Ireland (178).....	302
Emerging and Developing Asia (505).....	14	Congo, Democratic Republic of (636).....	162	Israel (436).....	306
Europe (170).....	18	Congo, Republic of (634).....	164	Italy (136).....	309
Sub-Saharan Africa (603).....	22	Costa Rica (238).....	167	Jamaica (343).....	313
Middle East, North Africa, and Pakistan (440).....	26	Cote d'Ivoire (662).....	170	Japan (158).....	316
Western Hemisphere (205).....	30	Croatia (960).....	173	Jordan (439).....	320
European Union (998).....	34	Cuba (928).....	176	Kazakhstan (916).....	323
Country Tables.....	39	Curacao (354).....	179	Kenya (664).....	326
Afghanistan, Islamic Republic of (512).....	40	Cyprus (423).....	181	Kiribati (826).....	330
Albania (914).....	42	Czech Republic (935).....	185	Korea, Democratic People's Rep. of (954).....	331
Algeria (612).....	45	Denmark (128).....	189	Korea, Republic of (542).....	334
American Samoa (859).....	48	Djibouti (611).....	193	Kosovo, Republic of (967).....	338
Angola (614).....	50	Dominica (321).....	195	Kuwait (443).....	339
Anguilla (312).....	53	Dominican Republic (243).....	197	Kyrgyz Republic (917).....	342
Antigua and Barbuda (311).....	55	Ecuador (248).....	200	Lao People's Democratic Republic (544).....	345
Argentina (213).....	57	Egypt (469).....	203	Latvia (941).....	347
Armenia, Republic of (911).....	61	El Salvador (253).....	207	Lebanon (446).....	351
Aruba (314).....	64	Equatorial Guinea (642).....	210	Lesotho (666).....	355
Australia (193).....	66	Eritrea (643).....	212	Liberia (668).....	357
Austria (122).....	70	Estonia (939).....	214	Libya (672).....	360
Azerbaijan, Republic of (912).....	74	Ethiopia (644).....	217	Lithuania (946).....	363
Bahamas, The (313).....	77	Falkland Islands (323).....	220	Luxembourg (137).....	367
Bahrain, Kingdom of (419).....	79	Faroe Islands (816).....	221	Macedonia, FYR (962).....	371
Bangladesh (513).....	82	Fiji (819).....	223	Madagascar (674).....	374
Barbados (316).....	85	Finland (172).....	225	Malawi (676).....	377
Belarus (913).....	88	France (132).....	229	Malaysia (548).....	379
Belgium (124).....	91	French Territories: French Polynesia (887).....	233	Maldives (556).....	383
Belize (339).....	95	French Territories: New Caledonia (839).....	235	Mali (678).....	385
Benin (638).....	97	Gabon (646).....	238	Malta (181).....	388
Bermuda (319).....	100	Gambia, The (648).....	241	Marshall Islands, Republic of (867).....	391
Bhutan (514).....	102	Georgia (915).....	243	Mauritania (682).....	393
Bolivia (218).....	104	Germany (134).....	246	Mauritius (684).....	396
Bosnia and Herzegovina (963).....	106	Ghana (652).....	250	Mexico (273).....	399
Botswana (616).....	109	Gibraltar (823).....	253	Micronesia, Federated States of (868).....	401
Brazil (223).....	111	Greece (174).....	255	Moldova (921).....	402
Brunei Darussalam (516).....	115	Greenland (326).....	259	Mongolia (948).....	405
Bulgaria (918).....	117	Grenada (328).....	261	Montenegro (943).....	407
Burkina Faso (748).....	121	Guam (829).....	263	Montserrat (351).....	409
Burundi (618).....	124	Guatemala (258).....	265	Morocco (686).....	410
Cabo Verde (624).....	126	Guinea (656).....	268	Mozambique (688).....	414
Cambodia (522).....	128	Guinea-Bissau (654).....	271	Myanmar (518).....	417
Cameroon (622).....	131	Guyana (336).....	273	Namibia (728).....	420
Canada (156).....	134	Haiti (263).....	276	Nauru (836).....	423
Central African Republic (626).....	138	Honduras (268).....	278	Nepal (558).....	424
Chad (628).....	140	Hungary (944).....	281	Netherlands (138).....	427
Chile (228).....	142	Iceland (176).....	285	New Zealand (196).....	431

"Country" in this publication does not always refer to a territorial entity that is a state as understood by international law and practice; the term also covers the euro area, the Eastern Caribbean Currency Union, and some nonsovereign territorial entities, for which statistical data are provided internationally on a separate basis.

Nicaragua (278).....	435	Seychelles (718).....	508	Timor-Leste, Dem. Rep. of (537).....	576
Niger (692).....	438	Sierra Leone (724).....	511	Togo (742).....	578
Nigeria (694).....	440	Singapore (576).....	514	Tonga (866).....	581
Norway (142).....	444	Sint Maarten (352).....	518	Trinidad and Tobago (369).....	582
Oman (449).....	448	Slovak Republic (936).....	519	Tunisia (744).....	585
Pakistan (564).....	451	Slovenia (961).....	523	Turkey (186).....	589
Palau (565).....	455	Solomon Islands (813).....	527	Turkmenistan (925).....	593
Panama (283).....	456	Somalia (726).....	529	Tuvalu (869).....	595
Papua New Guinea (853).....	458	South Africa (199).....	531	Uganda (746).....	596
Paraguay (288).....	460	South Sudan (733).....	535	Ukraine (926).....	598
Peru (293).....	463	Spain (184).....	536	United Arab Emirates (466).....	602
Philippines (566).....	467	Sri Lanka (524).....	540	United Kingdom (112).....	606
Poland (964).....	471	St. Kitts and Nevis (361).....	544	United States (111).....	610
Portugal (182).....	475	St. Lucia (362).....	546	Uruguay (298).....	614
Qatar (453).....	479	St. Vincent and the Grenadines (364).....	548	Uzbekistan (927).....	617
Romania (968).....	482	Sudan (732).....	550	Vanuatu (846).....	619
Russian Federation (922).....	486	Suriname (366).....	552	Vatican (187).....	621
Rwanda (714).....	490	Swaziland (734).....	554	Venezuela, Republica Bolivariana de (299).....	622
Samoa (862).....	493	Sweden (144).....	556	Vietnam (582).....	625
San Marino (135).....	494	Switzerland (146).....	560	West Bank and Gaza (487).....	628
Sao Tome and Principe (716).....	496	Syrian Arab Republic (463).....	564	Yemen, Republic of (474).....	630
Saudi Arabia (456).....	497	Tajikistan (923).....	567	Zambia (754).....	633
Senegal (722).....	501	Tanzania (738).....	569	Zimbabwe (698).....	636
Serbia, Republic of (942).....	504	Thailand (578).....	572	Notes.....	639

“Country” in this publication does not always refer to a territorial entity that is a state as understood by international law and practice; the term also covers the euro area, the Eastern Caribbean Currency Union, and some nonsovereign territorial entities, for which statistical data are provided internationally on a separate basis.

Country and Area Codes

001	World	576	Singapore
110	Advanced Economies	144	Sweden ¹
163	Euro Area	146	Switzerland
122	Austria ¹	112	United Kingdom ¹
124	Belgium ¹	111	United States
423	Cyprus ¹	187	Vatican
939	Estonia ¹	200	Emerging and Developing Economies
172	Finland ¹	505	Emerging and Developing Asia
132	France ^{1,3}	859	American Samoa
134	Germany ¹	513	Bangladesh
174	Greece ¹	514	Bhutan
178	Ireland ¹	516	Brunei Darussalam ²
136	Italy ¹	522	Cambodia
941	Latvia ¹	924	China,P.R.: Mainland
946	Lithuania ¹	819	Fiji
137	Luxembourg ¹	887	French Territories: French Polynesia
181	Malta ¹	839	French Territories: New Caledonia
138	Netherlands ¹	829	Guam
182	Portugal ¹	534	India
936	Slovak Republic ¹	536	Indonesia
961	Slovenia ¹	826	Kiribati
184	Spain ¹	544	Lao People's Dem.Rep
193	Australia	548	Malaysia
156	Canada	556	Maldives
532	China,P.R.:Hong Kong	867	Marshall Islands, Republic of
546	China,P.R.:Macao	868	Micronesia, Federated States of
935	Czech Republic ¹	948	Mongolia
128	Denmark ¹	518	Myanmar
176	Iceland	836	Nauru
436	Israel	558	Nepal
158	Japan	565	Palau
542	Korea, Republic of	853	Papua New Guinea
196	New Zealand	566	Philippines
142	Norway	862	Samoa
135	San Marino	813	Solomon Islands

¹ The data for the European Union (EU) for all periods cover Austria, Belgium, Belgium-Luxembourg, Bulgaria, Croatia, Cyprus, Czech Republic, Denmark, Estonia, Finland, France, Germany, Greece, Hungary, Ireland, Italy, Latvia, Lithuania, Luxembourg, Malta, Netherlands, Poland, Portugal, Romania, Slovak Republic, Slovenia, Spain, Sweden, and the United Kingdom.

² The Export Earnings: Fuel Countries are Algeria, Angola, the Republic of Azerbaijan, the Kingdom of Bahrain, Bolivia, Brunei Darussalam, Chad, Colombia, the Republic of Congo, Ecuador, Equatorial Guinea, Gabon, the Islamic Republic of Iran, Iraq, Kazakhstan, Kuwait, Libya, Nigeria, Oman, Qatar, Russian Federation, Saudi Arabia, the Republic of South Sudan, Timor-Leste, Trinidad and Tobago, Turkmenistan, United Arab Emirates, the República Bolivariana de Venezuela and the Republic of Yemen.

³ Beginning in 1997, data for France include trade of French Guiana, Guadeloupe, Martinique, and Reunion. French trade data includes trade of Mayotte.

Country and Area Codes

524	Sri Lanka	926	Ukraine
578	Thailand	927	Uzbekistan
537	Timor-Leste ²	884	Europe not specified
866	Tonga	440	Middle East, North Africa, and Pakistan
869	Tuvalu	512	Afghanistan, I.R. of
846	Vanuatu	612	Algeria ²
582	Vietnam	419	Bahrain, Kingdom of ²
598	Asia not specified	611	Djibouti
170	Europe	469	Egypt
903	Emerging and Developing Europe	429	Iran, I.R. of ²
914	Albania	433	Iraq ²
963	Bosnia and Herzegovina	439	Jordan
918	Bulgaria ¹	443	Kuwait ²
960	Croatia ¹	446	Lebanon
816	Faroe Islands	672	Libya ²
823	Gibraltar	682	Mauritania
944	Hungary ¹	686	Morocco
967	Kosovo	449	Oman ²
962	Macedonia, FYR	564	Pakistan
943	Montenegro	453	Qatar ²
964	Poland ¹	456	Saudi Arabia ²
968	Romania ¹	726	Somalia
942	Serbia, Republic of	732	Sudan
186	Turkey	463	Syrian Arab Republic
901	CIS	744	Tunisia
911	Armenia	466	United Arab Emirates ²
912	Azerbaijan, Rep. of ²	487	West Bank and Gaza
913	Belarus	474	Yemen, Republic of ²
915	Georgia	489	Middle East not specified
916	Kazakhstan ²	603	Sub-Saharan Africa
917	Kyrgyz Republic	614	Angola ²
921	Moldova	638	Benin
922	Russian Federation ²	616	Botswana
923	Tajikistan	748	Burkina Faso
925	Turkmenistan ²	618	Burundi

¹ The data for the European Union (EU) for all periods cover Austria, Belgium, Belgium-Luxembourg, Bulgaria, Croatia, Cyprus, Czech Republic, Denmark, Estonia, Finland, France, Germany, Greece, Hungary, Ireland, Italy, Latvia, Lithuania, Luxembourg, Malta, Netherlands, Poland, Portugal, Romania, Slovak Republic, Slovenia, Spain, Sweden, and the United Kingdom.

² The Export Earnings: Fuel Countries are Algeria, Angola, the Republic of Azerbaijan, the Kingdom of Bahrain, Bolivia, Brunei Darussalam, Chad, Colombia, the Republic of Congo, Ecuador, Equatorial Guinea, Gabon, the Islamic Republic of Iran, Iraq, Kazakhstan, Kuwait, Libya, Nigeria, Oman, Qatar, Russian Federation, Saudi Arabia, the Republic of South Sudan, Timor-Leste, Trinidad and Tobago, Turkmenistan, United Arab Emirates, the República Bolivariana de Venezuela and the Republic of Yemen.

³ Beginning in 1997, data for France include trade of French Guiana, Guadeloupe, Martinique, and Reunion. French trade data includes trade of Mayotte.

Country and Area Codes

624	Cabo Verde	734	Swaziland
622	Cameroon	738	Tanzania
626	Central African Rep.	742	Togo
628	Chad ²	746	Uganda
632	Comoros	754	Zambia
636	Congo, Dem. Rep. of	698	Zimbabwe
634	Congo, Republic of ²	799	Africa not specified
662	Côte d'Ivoire	205	Western Hemisphere
642	Equatorial Guinea ²	312	Anguilla
643	Eritrea	311	Antigua and Barbuda
644	Ethiopia	213	Argentina
646	Gabon ²	314	Aruba
648	Gambia, The	313	Bahamas, The
652	Ghana	316	Barbados
656	Guinea	339	Belize
654	Guinea-Bissau	319	Bermuda
664	Kenya	218	Bolivia ²
666	Lesotho	223	Brazil
668	Liberia	228	Chile
674	Madagascar	233	Colombia ²
676	Malawi	238	Costa Rica
678	Mali	354	Curaçao
684	Mauritius	321	Dominica
688	Mozambique	243	Dominican Republic
728	Namibia	248	Ecuador ²
692	Niger	253	El Salvador
694	Nigeria ²	323	Falkland Islands
696	Reunion ³	326	Greenland
714	Rwanda	328	Grenada
716	São Tomé & Príncipe	258	Guatemala
722	Senegal	336	Guyana
718	Seychelles	263	Haiti
724	Sierra Leone	268	Honduras
199	South Africa	343	Jamaica
733	South Sudan, Rep. of ²	273	Mexico

¹ The data for the European Union (EU) for all periods cover Austria, Belgium, Belgium-Luxembourg, Bulgaria, Croatia, Cyprus, Czech Republic, Denmark, Estonia, Finland, France, Germany, Greece, Hungary, Ireland, Italy, Latvia, Lithuania, Luxembourg, Malta, Netherlands, Poland, Portugal, Romania, Slovak Republic, Slovenia, Spain, Sweden, and the United Kingdom.

² The Export Earnings: Fuel Countries are Algeria, Angola, the Republic of Azerbaijan, the Kingdom of Bahrain, Bolivia, Brunei Darussalam, Chad, Colombia, the Republic of Congo, Ecuador, Equatorial Guinea, Gabon, the Islamic Republic of Iran, Iraq, Kazakhstan, Kuwait, Libya, Nigeria, Oman, Qatar, Russian Federation, Saudi Arabia, the Republic of South Sudan, Timor-Leste, Trinidad and Tobago, Turkmenistan, United Arab Emirates, the República Bolivariana de Venezuela and the Republic of Yemen.

³ Beginning in 1997, data for France include trade of French Guiana, Guadeloupe, Martinique, and Reunion. French trade data includes trade of Mayotte.

Country and Area Codes

351	Montserrat	299	Venezuela, Rep. Bol. ²
353	Netherlands Antilles	399	Western Hemisphere not specified
278	Nicaragua	898	Countries and Areas not specified
283	Panama	899	Special Categories
288	Paraguay	910	Other Countries not included elsewhere
293	Peru	928	Cuba
352	Sint Maarten	954	Korea, Dem. People's Rep.
361	St. Kitts and Nevis	Memorandum Items	
362	St. Lucia	605	Africa
364	St. Vincent & Grens.	405	Middle East
366	Suriname	998	European Union ¹
369	Trinidad and Tobago ²	80	Export earnings: fuel ²
298	Uruguay	92	Export earnings: nonfuel

¹ The data for the European Union (EU) for all periods cover Austria, Belgium, Belgium-Luxembourg, Bulgaria, Croatia, Cyprus, Czech Republic, Denmark, Estonia, Finland, France, Germany, Greece, Hungary, Ireland, Italy, Latvia, Lithuania, Luxembourg, Malta, Netherlands, Poland, Portugal, Romania, Slovak Republic, Slovenia, Spain, Sweden, and the United Kingdom.

² The Export Earnings: Fuel Countries are Algeria, Angola, the Republic of Azerbaijan, the Kingdom of Bahrain, Bolivia, Brunei Darussalam, Chad, Colombia, the Republic of Congo, Ecuador, Equatorial Guinea, Gabon, the Islamic Republic of Iran, Iraq, Kazakhstan, Kuwait, Libya, Nigeria, Oman, Qatar, Russian Federation, Saudi Arabia, the Republic of South Sudan, Timor-Leste, Trinidad and Tobago, Turkmenistan, United Arab Emirates, the República Bolivariana de Venezuela and the Republic of Yemen.

³ Beginning in 1997, data for France include trade of French Guiana, Guadeloupe, Martinique, and Reunion. French trade data includes trade of Mayotte.



Introduction

The quarterly issues, yearbook, CD-ROM, and on-line portal of the Direction of Trade Statistics (DOTS) present, for all member countries of the International Monetary Fund (the Fund) and other non-member countries, the value of merchandise exports and imports by partner country. DOTS republish monthly, quarterly, annual trade statistics as submitted by countries to the Fund. Furthermore, reported data are supplemented by estimates whenever such data are not current or are not available on a monthly basis. Monthly estimates are consistent with quarterly and annual reported data, when available.

Data reported to DOTS follow the concepts and definitions of the United Nations' *International Merchandise Trade Statistics* (IMTS 2010), which provides the conceptual framework and guidance for recording physical movements of goods between countries and areas. The term "merchandise" has the same meaning as the term "goods".

The quarterly issues (DOTSQ) and the yearbook (DOTSY) present figures for the most recent quarters and years, respectively. The CD-ROM presents information from 1980 onwards for monthly, quarterly, and annual data. The on-line portal, accessible from the IMF data page (<http://data.imf.org/>), presents monthly and quarterly series starting 1960, and annual data starting 1941. Area and world aggregates showing trade flows between major areas of the world are also presented.

World and area tables present (1) world aggregates comprising all countries, including countries that do not report to the Fund and are estimated based on trade partner data, (2) advanced economies aggregates derived from the figures for the countries classified as advanced economies with a subgroup of the Euro Area, (3) emerging and developing countries aggregates and subgroups, namely, Developing Asia, Europe with a sub-group of Commonwealth of Independent States (CIS), Middle East North Africa and Pakistan, Sub-Saharan Africa, and Western Hemisphere, and (4) Africa, Middle East, and European Union aggregates. Aggregates for the World table are calculated as the sum of aggregates from the tables for the Advanced Economies and Emerging and Developing Economies. It also includes trade of countries comprising the group "other countries n.i.e." and data for a country or area not specified and for "special categories."

The term "country," as used in this publication, does not in all cases refer to a territorial entity that is a state as understood by international law and practice; the term also

covers some nonsovereign territorial entities, for which statistical data are maintained and provided internationally on a separate and independent basis. The information on exports and imports by trading partners that countries report to the Fund varies in terms of frequency and timeliness. Monthly data are made available on a regular and current basis (i.e., with a delay of four months or less from the current month) by all of the advanced countries plus developing and emerging economies with large shares of world trade. Together, these countries have represented more than 90 percent of the value of recorded world exports and imports in recent years (Table 1). Other countries may report monthly data that are less current, or the information may be compiled and made available in quarterly or annual frequency.

Coverage of DOTS is augmented by using trade statistics available from other international organizations. Monthly data for all European Union member countries are sourced from the COMEXT database maintained by EUROSTAT. Annual data reported to the United Nations COMTRADE database are incorporated in DOTS for countries that do not report to the Fund. Furthermore, the availability of partner data makes it possible to calculate estimates of countries for which data are not obtainable from other sources.

Estimation procedure

The estimation procedure is described in the IMF working paper *New Estimates for Direction of Trade Statistics* (IMF (2017), forthcoming).¹ Reported data at the monthly, quarterly, and annual frequencies are the basis of all estimates in DOTS. When monthly data are unavailable, the DOTS database is supplemented with estimates. Briefly, the estimation procedure proceeds as follows:

Estimation occurs if a reporting country does not report trade with its partners for a specific period. Data are estimated for all partners. In the absence of some or all of the monthly DOTS, quarterly or annual reported DOTS are used. Annual reported data to the UN COMTRADE database are treated as reported to the Fund. When only annual or quarterly data are available, the monthly trade between country A and B

¹ The current methodology is used to estimate periods starting January 2000. Estimates from January 1981 to December 1999 are based on the previous methodology, described in *A Guide to Direction of Trade Statistics* (1993) and available from the Fund's Publications Section (www.imf.org/external/pubs/cat/longres.cfm?sk=154.0). Estimates prior to January 2000 will be recalculated using the current methodology in the coming months.

is distributed over the relevant months using the following information (in order of priority): (1) the monthly value of the partner trade reported by country B; (2) the monthly total value of imports and exports reported in the Fund's *International Financial Statistics* (IFS) by country A; or (3) the monthly value of trade that all other partner countries have reported with country A for the specific month. The monthly distribution is done through a time-series procedure that reproduces at the best the month-to-month changes of the information available at the monthly level and, simultaneously, produces estimates that are consistent with quarterly or annual data reported by countries. Estimates are computed for months, and then quarterly and annual totals are obtained by summation.

The sum of the DOTS may not coincide with the IFS totals. This happens, for example, when countries do not report all their trade by geographic destination due to confidentiality reasons. Official reported data to DOTS are not adjusted to comply with the IFS totals. The IFS totals are used in the validation checks to verify the quality of trade statistics by partner countries in DOTS. Furthermore, IFS totals are also used in the estimation of bilateral trade when no information is available on the bilateral trade. For comparison purposes, total exports and total imports are shown in the lines IFS World Total and DOTS World Total for each country.

Only for countries that have never reported data by trade partners to the Fund or to the United Nations COMTRADE, estimates are obtained by using directly the corresponding bilateral flow reported by counterpart countries. For example, if country B has never reported trade statistics with a geographical breakdown, but country A has reported imports from country B, then A's data for imports are used to estimate B's exports. Because imports are valued on a cost, insurance, and freight (CIF) basis and exports on a free on board (FOB) basis, the data are adjusted for the cost of freight and insurance. A CIF/FOB factor of 1.06 is currently used. Reported imports CIF are divided by 1.06 (i.e., the CIF/FOB factor) to give partner country estimates of exports FOB. Similarly, reported exports FOB are multiplied by 1.06 to give partner country imports CIF. Given the absence of timely data

on cost, insurance, and freight, the 6 percent CIF/FOB factor represents a simplified estimate of these costs, which vary widely across countries and transactions. Further details on the choice of the CIF/FOB factor are provided in IMF (2017).

Overall, only a small portion of world trade is omitted from DOTS; this portion may comprise (1) unreported trade among developing countries; (2) unreported trade between developing countries and the countries comprising the group "other countries n.i.e."; and (3) unreported trade among "other countries n.i.e."

No estimates, however, are compiled for periods prior to 1981 or based on benchmark data referring to 1980 or earlier. Moreover, data reported from countries' own records, even with longer delays, continually broaden the base of reported data, thereby replacing previously estimated figures. Area and world totals are compiled from reported data and estimates. The share of estimates in world and area totals increases over time due to the increased recourse to estimation for countries that report their trade statistics with delay (see Table 1).

Symbols

Figures shown without symbols are data reported from the respective country's own records.

Figures followed by the letter 'r' indicate that data are estimated on a monthly basis, but reconciled with official monthly, quarterly and/or annual information available by the reporting country.

Figures followed by the letter 'e' indicate that data are estimated using counterpart information only.

The following symbols are used throughout DOTS as well:

All figures are rounded to one decimal place.

An ellipse (...) indicates a lack of data.

A "0" indicates that a figure is zero or less than half a significant digit.

Table 1. DATA COVERAGE FOR RECENT PERIODS

Period	World Trade			
	Data Reported		Data Estimated	
	Number of Countries ¹	Percent of World Trade	Number of Countries	Percent of World Trade
2014	145	95.8	65	4.2
2015	139	96.0	71	4.0
2016	94	90.9	116	9.1
2015 Q4	77	90.5	133	9.5
2016 Q1	70	90.4	140	9.6
2016 Q2	64	88.6	146	11.4
2016 Q3	60	86.7	150	13.3
2016 Q4	54	83.6	156	16.4

Composition of country, world, and area pages

Country pages are shown for all countries with both reported and estimated data. Estimated figures – which are clearly indicated in the tables – should be intended as IMF staff estimates and not as data officially reported by countries. Both reported and estimated trade are included in the calculation of world and area totals.

Country pages include lines for all partner countries that have been reported or estimated. Where relevant, these pages also include lines for country or area data not specified and for “special categories.” Trade included under “special categories” may cover military trade, transactions in free zones, or transactions in aircraft or ships. These data have not been designated to a partner country by the trade statistics compilers, nor have they been included by item in the reported data as an area not specified.

Country pages also include memorandum item lines for Africa, Middle East, the European Union (EU), Export Earnings: Fuel, and Export Earnings: Non-Fuel Countries. Data in these memorandum lines show trade by all members of the group with the respective country. Similarly, these memorandum lines appear on the area and world pages. The memorandum line represents trade by all individual members of the group. For example, the EU line on the world page represents trade by all EU members with the world, including trade among members. It does not present the EU data as if the EU was a single country. Users interested in such statistics would need to subtract intra-EU trade.

Summary tables for the world and areas are calculated from the data shown on the country page. They show the trade by a group of countries to and from the individual countries listed in the table. This is analogous to stacking all the pages for the individual countries in an area and adding vertically to yield an aggregate table on the top of the stack.

Currency

All data are expressed in terms of U.S. dollars. As most of the countries report in their national currency, U.S. dollar equivalents are obtained by converting data at period average exchange rates published in lines rf or rh on the country pages in IFS. Data are generally converted at their highest available frequency and are subsequently aggregated to longer periods: for example, monthly data are converted at monthly exchange rates and the resulting U.S. dollar equivalents are aggregated to quarterly and annual values.

Consistency between partner country data

It is sometimes assumed that corresponding export and import data between partner countries should be consistent. That is, the exports from Country A to B should be equal to the imports of Country B from A, after taking into account the insurance and freight costs under the generally observed case that Country B imports are valued on a CIF basis. The DOTS estimation system uses this assumption in the few cases where one partner has never reported data.

However, in addition to the inclusion of insurance and freight in imports CIF, it should be noted that there are several complications that can cause inconsistency between exports to a partner and the partner's recorded imports FOB, or between imports FOB from a partner and the partner's recorded exports. The principal reasons for inconsistent statistics on destination and origin for a given shipment are differences in 1) classification concepts and detail, 2) time of recording, 3) valuation, and 4) coverage, as well as 5) processing errors.

Classification concepts and detail

Destination/origin classification concepts in the presence of transshipment: Much trade is consigned via other countries, for example, a substantial volume of German trade passes through the Netherlands. An inconsistency in reported trade data can arise when the trade of the originating country is classified as going to either a first or proximate destination that is a transshipment point, whereas the ultimate destination country classifies the same trade according to its ultimate source. Sometimes, the final destination country is unknown at the point of exports.

Alternatively, the originating country may classify the shipment as going to the ultimate destination country, whereas the ultimate destination country classifies the same trade according to a proximate source that is a transshipment point. The lack of uniformity in the classification may also result from the application of different national customs instructions used in determining origin, transshipment, and destination countries.

Lack of destination/source country detail in published statistics: These conditions cause immediate problems in identifying trade counterparty information from published data. Destination/origin country for military and other confidential items and government goods may not be published or may be published only by regional aggregates. A destination can also be indeterminate and thus not be published, because the transshipment dispatcher may lack knowledge about the ultimate destination at the time of consignment. Regional aggregates without country detail may also be published when the trade of individual partners in a region is below a threshold level.

Time of recording

A lag occurs between shipment of an export and receipt of an import, especially for goods that are shipped over long distances. To avoid timing inconsistencies, international national accounts and balance of payments accounting standards recommend a change of ownership principle to assign a date to transactions. Under this principle, an exported good changes ownership at shipment from the exporting country, at which time the exporting country records an export and the destination country records an import (FOB). However, for practical reasons in accordance with *IMTS 2010*, the customs authorities of the importing country record the receipt of these goods later, when they arrive at the receiving country's frontier. This can cause a timing inconsistency. The result is that the same shipment can appear in an importing

country's statistics for a month, quarter, and/or year that is later than the period that appears in the exporting country's statistics.

Valuation

Apart from the CIF and FOB valuations, possible reasons for inconsistent valuation of a given shipment between source and destination include inconsistent currency conversion, evasion, anti-evasion procedures, values not known at the time of consignment, and differences in treatment of particular costs or procedures for assessment.

Coverage

Shipments to and from free-trade zones and bonded warehouses, exclusion of military and other confidential items and government goods, value thresholds for customs registration of shipments, returned goods, and other goods missed by customs (or surveys) are examples of coverage differences that can result in inconsistencies.

Processing errors

As a result of reporting and processing lags, trade data for a given period are often released before all customs documents for the period have been processed. These data

are sometimes not revised, or, if data are revised, errors are nevertheless made in assigning the date on which goods are shipped or received and the late data are assigned to the wrong month, quarter, and/or year. Errors can also be made in assigning a destination to exports and an origin to imports during customs clearances, or in cases when the ultimate destination is changed after the initial consignment during trans-shipment, the change is not incorporated into published statistics via the release of revised data.

These issues should be considered in interpreting the data. International cooperation in harmonizing and reconciling customs procedures and definitions may assist in reducing differences, and, in a few cases, countries have reconciled data or have used partner data to make their own estimates.

Suppression of Partner Country Data Lines

A partner country is not shown in a table if for all periods present in the publication figures for the partner country are less than 50,000 in tables expressed in millions of U.S. Dollars, or less than 50,000,000 in tables expressed in billions of U.S. Dollars. Please note that all data is available on-line at <http://data.imf.org/dot>.



Introduction

Les numéros trimestriels, l'annuaire, le disque optique compact (CD-ROM) et le portail en ligne des statistiques sur la répartition géographique des échanges (*Direction of Trade Statistics* — DOTS) présentent pour l'ensemble des pays membres du Fonds monétaire international (FMI) et pour d'autres pays non membres, la valeur des marchandises qu'ils ont exportées et importées ventilée par pays partenaire. DOTS republie les statistiques sur les échanges communiquées par les pays au FMI sur une base mensuelle, trimestrielle ou annuelle. En outre, lorsque les données ne sont pas actualisées ou disponibles tous les mois, elles sont complétées par des estimations. Les estimations mensuelles cadrent avec les données trimestrielles et les données annuelles, lorsqu'elles sont disponibles.

Les données sont communiquées à DOTS suivant les concepts et les définitions des *International Merchandise Trade Statistics* (IMTS 2010 — traduction française à paraître) des Nations Unies. Ce manuel propose un cadre conceptuel et des orientations pour l'enregistrement des déplacements physiques de marchandises d'un pays et d'une région à l'autre. Les termes « marchandise » et « bien » ont la même signification.

Les numéros trimestriels (DOTSQ) et l'annuaire (DOTSY) présentent, respectivement, les chiffres disponibles pour les trimestres et années les plus récentes. Le CD-ROM présente des informations sur les données mensuelles, trimestrielles et annuelles à partir de 1980. Le portail en ligne, accessible sur le site Web du FMI (<http://data.imf.org/>), propose des séries mensuelles et annuelles à partir de 1960 et des données annuelles à partir de 1941. Des agrégats mondiaux et régionaux des flux commerciaux entre les principales régions du monde sont aussi présentés.

Les tableaux établis pour le monde et les régions présentent 1) les agrégats mondiaux couvrant l'ensemble des pays, y compris des pays qui ne communiquent pas de données au FMI, pour lesquels des estimations sont établies à partir des données des partenaires commerciaux ; 2) les agrégats des économies avancées dérivés des données transmises par les pays faisant partie de cette catégorie, avec un sous-groupe pour la zone euro ; 3) les agrégats et sous-groupes des pays émergents ou en développement, à savoir : Afrique subsaharienne, Europe (avec le sous-groupe de la Communauté des États indépendants (CEI), Hémisphère occidental, Moyen-Orient, Afrique du Nord et Pakistan

et pays d'Asie en développement, — et 4) les agrégats de l'Afrique, du Moyen-Orient et de l'Union européenne. Les agrégats du tableau mondial correspondent à la somme des agrégats des tableaux des économies avancées et des pays émergents ou en développement. Le tableau présente également les données sur les échanges d'un ensemble de pays regroupés sous la rubrique « Other countries n.i.e. » (Autres pays n.i.a.), ainsi que les données de pays ou de régions non identifiées et celles appartenant aux « Catégories spéciales ».

Dans la présente publication, le terme « pays » ne recouvre pas toujours une entité territoriale constituant un État tel qu'il est défini selon la pratique et le droit internationaux. Ce terme recouvre également certaines entités territoriales qui ne sont pas des États souverains, mais sur lesquelles des données statistiques sont tenues à jour et fournies, séparément et indépendamment, au niveau international. Les données que les pays communiquent au FMI sur leurs exportations et importations ventilées par partenaires commerciaux ne sont pas toutes communiquées avec la même fréquence et n'ont pas toutes le même degré d'actualité. Toutes les économies avancées et les pays émergents ou en développement qui représentent une part importante des échanges mondiaux, transmettent des données mensuelles sur une base régulière et pour la période en cours (c'est-à-dire, dans un délai de quatre mois ou moins). Ces dernières années, les échanges commerciaux de ces pays ont représenté ensemble plus de 90 % de la valeur des exportations et importations mondiales enregistrées (tableau 1). D'autres pays communiquent des données mensuelles moins récentes, ou n'établissent et ne transmettent des données que sur une base trimestrielle ou annuelle.

La couverture DOTS est amplifiée grâce aux statistiques sur les échanges recueillies par d'autres organisations internationales. Des données mensuelles pour tous les pays membres de l'Union européenne sont tirées de la base de données COMEXT, qui est gérée par EUROSTAT. Les données communiquées à COMTRADE (base de données des Nations Unies) sont ajoutées à DOTS dans le cas des pays qui ne communiquent pas de données au FMI. Par ailleurs, les renseignements communiqués par les partenaires commerciaux permettent d'établir des estimations pour les pays dont on ne dispose pas de statistiques d'autres sources.

Méthodes d'estimation

La méthode d'estimation est décrite dans le document de travail du FMI intitulé *New Estimates for Direction of Trade Statistics* (FMI 2017, à paraître).¹ Les données mensuelles, trimestrielles et annuelles qui sont déclarées servent de base à toutes les estimations contenues dans DOTS. La base de données tout entière est régulièrement mise à jour avec de nouvelles estimations. La méthode d'estimation est la suivante :

On procède à une estimation lorsqu'un pays déclarant n'indique pas le montant de ses échanges avec un de ses partenaires commerciaux pour une période donnée. Les chiffres sont estimés pour tous les partenaires. Lorsque les statistiques mensuelles de DOTS font partiellement ou entièrement défaut, ce sont les statistiques trimestrielles ou annuelles communiquées pour DOTS qui sont utilisées. Les données annuelles communiquées à la base de données COMTRADE des Nations Unies sont considérées comme étant communiquées au FMI. Lorsque seules des données annuelles ou trimestrielles sont disponibles, les échanges mensuels entre les pays A et B sont ventilés entre les mois respectifs en utilisant les informations suivantes (en ordre de priorité) : 1) la valeur mensuelle des échanges des partenaires communiqués par le pays B, 2) la valeur mensuelle totale des importations et des exportations déclarées dans les Statistiques financières internationales (SFI) du FMI par le pays A ou 3) la valeur mensuelle des échanges que tous les

pays partenaires ont déclarés avec le pays B pour le mois en question. La ventilation mensuelle s'effectue au moyen d'une procédure qui reproduit au mieux les variations d'un mois sur l'autre des informations disponibles au niveau mensuel et, simultanément, produit des estimations qui cadrent avec les données trimestrielles ou annuelles communiquées par les pays. Les estimations sont calculées pour chaque mois, et ensuite des totaux trimestriels et annuels sont calculés.

La somme dans DOTS ne coïncide peut-être pas avec les totaux des SFI. C'est le cas, par exemple, lorsque les pays ne déclarent pas tous leurs échanges par destination géographique pour des raisons de confidentialité. Les données officielles qui sont communiquées à DOTS ne sont pas ajustées pour correspondre aux totaux des SFI. Ces derniers sont utilisés pour vérifier la qualité des statistiques commerciales des pays partenaires dans DOTS. Ils sont aussi utilisés dans l'estimation des échanges bilatéraux lorsqu'aucune information n'est disponible à ce sujet. À des fins de comparaison, les exportations totales et les importations totales figurent dans les lignes IFS World Total et DOTS World Total pour chaque pays.

Uniquement pour les pays qui n'ont jamais communiqué de données par partenaires commerciaux au FMI ou à la base de données COMTRADE des Nations Unies, on obtient des estimations en utilisant directement les flux bilatéraux correspondants qui sont communiqués par les pays de contrepartie. Par exemple, si le pays B n'a jamais communiqué de statistiques commerciales avec une ventilation géographique, mais que le pays A a déclaré des importations en provenance du pays B, les données du pays A pour les importations sont utilisées pour estimer les exportations du pays B. Comme les importations sont évaluées en base coût, assurance et fret (c.a.f.) et les exportations en base franco à bord (f.à.b.), les données sont ajustées de manière à tenir compte du coût du fret et de l'assurance. Un coefficient c.a.f./f.à.b. de 1,06 est utilisé actuellement. Les importations c.a.f. sont divisées par 1,06

1 La méthodologie actuelle est utilisée afin de produire des estimations pour les périodes à partir de janvier 2000. Les estimations pour les périodes à partir de janvier 1981 jusqu'à décembre 1999 sont basées sur la méthodologie précédente, décrite dans le Guide pour l'établissement des statistiques sur la répartition géographique des échanges (A Guide to Direction of Trade Statistics, 1993), disponible à la Section des publications du FMI (www.imf.org/external/pubs/cat/longres.cfm?sk=154.0). Dans les mois à venir, les estimations pour les périodes avant janvier 2000 seront recalculées selon la méthodologie actuelle.

TABEAU 1 : COUVERTURE DES DONNÉES DE PÉRIODES RÉCENTES

Période	Commerce mondial			
	Données communiquées		Données estimées	
	Nombre de pays	Part du commerce mondial, en pourcentage	Nombre de pays	Part du commerce mondial, en pourcentage
2014	145	95.8	65	4.2
2015	139	96.0	71	4.0
2016	94	90.9	116	9.1
2015 Q4	77	90.5	133	9.5
2016 Q1	70	90.4	140	9.6
2016 Q2	64	88.6	146	11.4
2016 Q3	60	86.7	150	13.3
2016 Q4	54	83.6	156	16.4

(c'est-à-dire le coefficient c.a.f./f.à.b.) pour donner des estimations des exportations f.à.b. pour le pays partenaire. De la même manière, les exportations f.à.b. sont multipliées par 1,06 pour donner des estimations des importations c.a.f. pour le pays partenaire. En l'absence de données à jour sur le coût, assurance et fret, le coefficient c.a.f./f.à.b. de 6 % représente une estimation simplifiée de ces coûts, qui varie fortement d'un pays à l'autre et d'une opération à l'autre. Des détails supplémentaires sur le choix de ce coefficient sont fournis dans FMI (2017).

Globalement, seule une faible part des échanges mondiaux est omise dans DOTS; il peut s'agir des éléments suivants : 1) échanges non déclarés entre pays en développement; 2) échanges non déclarés entre pays en développement et pays du groupe « Autres pays n.i.a. » et 3) échanges non déclarés entre « Autres pays n.i.a. ».

Toutefois, aucune estimation n'a été établie pour les périodes antérieures à 1981, et aucune n'est fondée sur des données de référence correspondant à 1980 ou aux années antérieures. De plus, les données tirées des documents des pays, même si elles couvrent des périodes plus longues, enrichissent continuellement la base de données communiquées et viennent remplacer les estimations antérieures. Les totaux régionaux et mondiaux sont calculés à partir des données communiquées et des estimations. La part des estimations dans les totaux mondiaux et régionaux augmente au fil du temps en raison du recours accru aux estimations pour les pays qui déclarent leurs statistiques commerciales avec retard (voir Tableau 1).

Symboles

Les chiffres qui ne sont pas suivis d'un symbole sont des données tirées des documents des pays en question.

La lettre « r » indique que les données sont estimées sur une base mensuelle, mais sont rapprochées avec les données officielles trimestrielles et annuelles qui sont communiquées par le pays déclarant.

La lettre « e » indique que les données sont estimées à l'aide d'informations soumises par le pays de contrepartie uniquement.

Les symboles ci-après sont utilisés aussi dans DOTS :

Tous les chiffres sont arrondis à une décimale près.

Une ellipse (. . .) indique l'absence de données.

Un « 0 » indique une valeur égale à zéro ou inférieure à la moitié d'un chiffre significatif..

Composition des pages consacrées aux pays, aux régions et au monde entier

Il existe des pages pour tous les pays ayant des données déclarées ou estimées. Les chiffres estimés, qui sont clairement indiqués dans les tableaux, doivent être considérés comme des estimations des services du FMI et

non comme des données officiellement déclarées par les pays. Tant les échanges déclarés et que les échanges estimés sont inclus dans le calcul des totaux mondiaux et régionaux.

Les pages consacrées aux pays comportent pour chacun des partenaires commerciaux du pays concerné des lignes de données communiquées directement ou obtenues par estimation. Le cas échéant, on ajoute une ligne se rapportant aux pays ou groupes de pays non spécifiés (Country/area not specified) ou pour des catégories spéciales (Special categories). Les échanges classés dans cette dernière catégorie peuvent recouvrir les opérations à caractère militaire, celles des zones franches ou celles qui concernent les aéronefs ou les navires. Ces données ne sont pas attribuées à un partenaire commercial déterminé par les statisticiens du commerce extérieur, et elles ne sont pas ventilées non plus sous un poste spécifique dans les données transmises pour la catégorie des groupes de pays non spécifiés.

Les pages consacrées aux pays comportent aussi des lignes de postes pour mémoire pour l'Afrique, le Moyen-Orient et l'Union européenne (UE), les pays exportateurs de combustibles et les autres pays. Les chiffres qui y figurent couvrent les échanges de l'ensemble des membres du groupe avec le pays concerné. Des postes pour mémoire similaires figurent aux pages des tableaux régionaux et mondiaux. Les chiffres inscrits à ces postes représentent la somme des échanges de tous les pays appartenant au groupe. Par exemple, le poste pour mémoire du tableau « World » qui se rapporte à l'UE recouvre les échanges de l'ensemble des pays membres de l'UE avec le reste du monde, y compris les échanges entre ces mêmes pays. Les données de l'UE n'y sont pas traitées comme s'il s'agissait d'un pays unique. Les utilisateurs intéressés par ces statistiques doivent donc soustraire du total les chiffres se rapportant aux échanges intra-UE.

Des tableaux récapitulatifs sont établis pour le monde et les régions à partir des données figurant sur les pages consacrées aux pays. Ils indiquent la répartition des échanges globaux d'un groupe de pays à destination et en provenance de chacun des pays figurant dans le tableau. Le calcul s'apparente à empiler les pages de tous les pays d'une région et à ajouter verticalement tous les chiffres de façon à obtenir un tableau global au sommet de la pile.

Monnaie

Toutes les données sont exprimées en dollars EU. Comme la plupart des pays communiquent leurs données en monnaie nationale, il convient d'obtenir leurs équivalents en dollars EU en utilisant les moyennes périodiques des taux de change des séries **rf** ou **rh** publiées aux pages consacrées aux pays dans SFI. Les données sont généralement converties à leur fréquence la plus élevée, et sont ensuite agrégées sur des périodes plus longues : ainsi, les données mensuelles sont converties à l'aide des valeurs mensuelles du taux de change, et les équivalents en dollars EU qui en découlent sont ensuite agrégés en valeurs trimestrielles et annuelles.

Cohérence des données entre pays partenaires

On présume parfois que les chiffres d'exportations et d'importations correspondants entre pays partenaires sont censés concorder. C'est-à-dire que le chiffre des exportations du pays A à destination du pays B devrait être égal à celui des importations du pays B en provenance du pays A, après ajustement pour coûts de fret et d'assurance, étant entendu que les importations du pays B sont généralement évaluées sur la base c.a.f. Le système d'estimation de DOTS se fonde sur cette hypothèse dans les quelques cas où l'un des partenaires n'a jamais communiqué de données.

Il convient toutefois de noter que, outre l'inclusion des coûts d'assurance et de fret dans les importations c.a.f., diverses autres difficultés peuvent provoquer une incohérence entre les chiffres des exportations à destination d'un pays partenaire et ceux des importations f.à.b. recensées par ledit partenaire, ou entre les chiffres des importations f.à.b. en provenance d'un pays partenaire et les exportations recensées par ledit partenaire. Le manque de concordance des statistiques entre le point d'origine et celui de destination d'une expédition donnée tient essentiellement à des différences dans 1) les critères et le niveau de détail de la classification; 2) les dates d'enregistrement; 3) les méthodes d'évaluation; 4) le champ couvert par les données; et 5) des erreurs de traitement..

Critères et niveaux de classification

Critères de classification en fonction de la destination ou de l'origine en cas de réexpédition : De nombreuses marchandises sont expédiées par l'intermédiaire d'autres pays (par exemple, un volume substantiel du commerce extérieur de l'Allemagne transite par les Pays-Bas). Une asymétrie peut se faire jour dans les chiffres recensés si l'opération commerciale du pays d'origine est classée en tant qu'expédition vers une première destination, ou destination la plus proche, qui constitue un point de réexpédition, alors que le pays de destination finale classe cette même opération sur la base de l'origine. Parfois, le pays de destination finale est inconnu au point de l'exportation.

À l'inverse, le pays d'origine peut classer l'opération en tant qu'expédition vers le pays de destination finale, tandis que ce dernier l'enregistre sur la base de la provenance la plus proche qui constitue un point de réexpédition. Ce manque d'uniformité dans les méthodes de classement s'explique par les règles diverses qu'appliquent les administrations douanières nationales pour déterminer le pays d'origine, de réexpédition et de destination.

Absence de ventilation par pays de destination ou d'origine (ou de provenance) dans les statistiques publiées : Cette situation crée d'emblée des difficultés lorsqu'il s'agit d'identifier les informations sur les échanges entre pays partenaires à partir des données publiées. La ventilation, par pays de destination

ou d'origine, des biens militaires et autres articles à caractère confidentiel et biens des administrations publiques peut ne pas être publiée, ou bien ne l'être qu'au niveau des agrégats régionaux. Il est possible aussi que la destination soit indéterminée, et donc non publiée, parce que le réexpéditeur ne connaît pas nécessairement la destination finale au moment de l'expédition. Enfin, les agrégats régionaux peuvent être publiés sans ventilation par pays lorsque les transactions commerciales de certains partenaires n'atteignent pas une valeur minimale donnée..

Date d'enregistrement

Un délai s'écoule entre la date d'expédition d'une exportation et celle de la réception de l'importation, surtout lorsque les marchandises parcourent de grandes distances. Pour éviter les décalages entre les dates d'enregistrement des transactions, les normes internationales en matière de comptabilité nationale et de balance des paiements recommandent de dater les transactions sur la base du critère de changement de propriété. En vertu de ce principe, la marchandise exportée change de propriétaire au moment où elle est expédiée par le pays exportateur, date à laquelle celui-ci la comptabilise en tant qu'exportation et le pays destinataire, en tant qu'importation (f.à.b.).

Or, pour des raisons pratiques, les autorités douanières du pays importateur n'enregistrent la réception desdites marchandises qu'à une date ultérieure, lors de leur arrivée à la frontière du pays concerné, ce qui crée une asymétrie dans les dates d'enregistrement. La même expédition se trouve par conséquent enregistrée dans les statistiques du pays importateur au titre d'une période (mois, trimestre ou année) postérieure à celle où elle est recensée dans les statistiques du pays exportateur.

Évaluation

Outres les évaluations c.a.f. et f.à.b., les causes possibles du manque d'homogénéité entre l'évaluation d'une expédition donnée à son point d'origine et celui de destination sont notamment les suivantes : application de conversions différentes du taux de change, fraude et manque de cohérence des dispositifs de lutte contre la fraude, valeur non encore connue au moment de la réexpédition et manières diverses de traiter certains coûts spécifiques ou de calculer la valeur.

Champ couvert par les données

Les expéditions à destination et en provenance de zones franches et d'entrepôts sous douane, l'exclusion des biens militaires et autres articles à caractère confidentiel et biens des administrations publiques, l'application de valeurs minimales pour l'immatriculation des expéditions en douane, les marchandises renvoyées et autres biens échappant à l'administration douanière (ou aux enquêtes) sont autant d'exemples de différences du champ couvert qui peuvent conduire à des anomalies.

Erreurs de traitement

En raison des décalages de communication et de traitement, les données du commerce extérieur d'une période donnée sont souvent diffusées avant que la documentation douanière de la période considérée n'ait été entièrement traitée. De telles données ne sont parfois pas révisées, ou, même si elles se sont, des erreurs se produisent néanmoins lorsqu'il s'agit de déterminer la date de l'expédition des biens ou celle de leur livraison, et les données tardives sont attribuées à un mois, trimestre ou année erronés. D'autres erreurs sont commises lorsqu'il convient d'attribuer une destination aux exportations ou une origine aux importations à l'occasion du dédouanement, ou encore lorsque la destination finale est modifiée postérieurement à la date d'expédition initiale, en cours de réexpédition, auquel cas le changement n'est pas diffusé sous forme de révision et n'est donc pas pris en considération dans les statistiques publiées.

Ces difficultés doivent donc être prises en compte pour l'interprétation des données. Un effort concerté d'harmonisation et d'alignement des réglementations et définitions douanières à l'échelon international peut aider à combler ces lacunes; dans quelques cas, les pays ont en outre procédé à un rapprochement des données ou se sont inspiré des statistiques des pays partenaires pour établir leurs propres estimations.

Suppression des lignes de données des partenaires commerciaux

Un partenaire commercial n'est pas représenté dans un tableau si, pour toutes les périodes présentes les chiffres publiés pour le partenaire commercial, représentent moins de 50.000 dans les tableaux exprimés en millions de dollars américains ou moins de 50.000.000 dans des tableaux exprimés en milliards de dollars américains. Veuillez noter que toutes les données sont disponibles en ligne à <http://data.imf.org/dot>.



Introducción

En los números trimestrales, el anuario, el CD-ROM y el portal en línea de *Direction of Trade Statistics* (DOTS) se presentan, para todos los países miembros del Fondo Monetario Internacional (el Fondo) y otros países que no son miembros, el valor de las exportaciones e importaciones de mercancías por país con que se comercia. DOTS vuelve a publicar estadísticas de comercio mensuales, trimestrales y anuales conforme los países las suministran al Fondo. Además, cuando los datos suministrados están desactualizados o no están disponibles mensualmente, se complementan con estimaciones. Las estimaciones mensuales son coherentes con los datos suministrados trimestral y anualmente, cuando estos están disponibles.

Los datos suministrados a DOTS siguen los conceptos y las definiciones de *Estadísticas del comercio internacional de mercancías* (ECIM 2010), documento que aporta el marco conceptual y las directrices para el registro de los movimientos físicos de bienes entre países y regiones. El término “mercancías” tiene el mismo significado que el término “bienes”.

En los números trimestrales (DOTSQ) y en el anuario (DOTSY) se presentan cifras de los trimestres y años más recientes, respectivamente. En el CD-ROM se presenta información de 1980 en adelante, correspondiente a datos mensuales, trimestrales y anuales. En el portal en línea, al que se puede acceder a través de la página de datos del Fondo (<http://data.imf.org/>), se presentan series mensuales y trimestrales de 1960 en adelante, y datos anuales de 1941 en adelante. También se presentan los agregados mundiales y regionales que muestran los flujos comerciales entre las principales regiones del mundo.

En los cuadros mundiales y regionales se presentan:

- 1) agregados mundiales que abarcan todos los países, incluidos países que suministran información al Fondo y cuyos agregados se estiman a partir de datos de sus socios comerciales;
- 2) agregados sobre las economías avanzadas, derivados de las cifras correspondientes a los países clasificados como tales, con un subgrupo correspondiente a la zona del euro;
- 3) agregados de los países emergentes y en desarrollo y de una serie de subgrupos, a saber: África subsahariana, América, Europa con un subgrupo de la Comunidad de Estados

Independientes (CEI), los Países en desarrollo de Asia y Oriente Medio Norte de África y Pakistán, y 4) agregados de África, Oriente Medio y la Unión Europea. Los agregados correspondientes al cuadro mundial se calculan como la suma de los agregados de los cuadros sobre las economías avanzadas y las economías emergentes y en desarrollo. También se incluye el comercio de los países comprendidos en el grupo de “otros países no incluidos separadamente”, así como datos sobre países o regiones no especificados y algunas “categorías especiales”.

En esta publicación, el término “país” no siempre se refiere a una entidad territorial que sea un Estado, conforme al Derecho y a la práctica internacionales; dicho término abarca asimismo algunas entidades territoriales que no son Estados soberanos, sobre las cuales se declaran y mantienen estadísticas internacionales por separado y de forma independiente. La información que los países suministran al Fondo en relación con sus exportaciones e importaciones, clasificada por países con que comercian, varía en cuanto a su frecuencia y puntualidad. Todos los países avanzados y las economías emergentes y en desarrollo que representan proporciones importantes del comercio mundial facilitan datos mensuales de forma periódica y con carácter actualizado (es decir, en un plazo no superior a cuatro meses a partir del mes al que se refieren). En los últimos años estos países, en conjunto, han representado más del 90% del valor de las exportaciones e importaciones registradas a escala mundial (cuadro 1). Otros países declaran datos mensuales menos actualizados, o compilan y suministran información de forma trimestral o anual.

Para ampliar la cobertura de DOTS se utilizan estadísticas de comercio de otras organizaciones internacionales. Los datos mensuales de todos los Estados miembros de la Unión Europea provienen de la base de datos COMEXT, gestionada por EUROSTAT. En el caso de países que no suministran datos al Fondo, se incorporan a DOTS los datos anuales declarados a la base de datos COMTRADE de las Naciones Unidas. Además, la información disponible sobre los países con que se comercia permite preparar estimaciones sobre los países cuyos datos no pueden obtenerse de otras fuentes.

Procedimiento de estimación

El procedimiento de estimación se describe en un documento de trabajo del Fondo acerca de las nuevas estimaciones de las estadísticas sobre distribución geográfica del comercio, *New Estimates for Direction of Trade Statistics* (FMI (2017), de próxima publicación).¹ Todas las estimaciones que aparecen en DOTS se basan en datos declarados con frecuencia mensual, trimestral y anual. Cuando no se dispone de datos mensuales, la base de datos de DOTS se complementa con estimaciones. La manera en se llevan a cabo los procedimientos de estimación puede resumirse del modo siguiente:

Cuando un país no declara cifras sobre el comercio con alguno de sus socios comerciales en determinado período, se realiza una estimación. Los datos estimados corresponden a la totalidad de los socios comerciales. Si no se dispone de todos o de algunos datos mensuales de DOTS, se utilizan los datos trimestrales o anuales declarados de DOTS. Los datos anuales declarados a la base de datos COMTRADE de las Naciones Unidas se consideran como si fueran declarados al Fondo. Si solo se dispone de datos anuales o trimestrales, el comercio mensual entre los países A y B se distribuye entre los meses pertinentes utilizando la siguiente información (en orden de prioridad): 1) el valor mensual del comercio realizado con el socio, declarado por el país B; 2) el valor mensual total de las importaciones y exportaciones declaradas por el país A en *International Financial Statistics* (IFS) del Fondo; o 3) el valor mensual del comercio que todos los otros países socios declararon haber realizado con el país A en el mes en cuestión. La distribución

¹ La metodología actual se usa para estimar períodos desde enero de 2000. Las estimaciones correspondientes a períodos entre enero de 1981 y diciembre de 1999 se basan en la metodología anterior, descrita en la *Guía de las estadísticas sobre la distribución geográfica del comercio* (1993), que puede solicitarse a la Sección de Publicación del Fondo (www.imf.org/external/pubs/cat/longres.cfm?sk=154.0). Las estimaciones previas a enero de 2000 se volverán a calcular empleando la metodología actual en los próximos meses.

mensual se realiza mediante un procedimiento de series temporales que reproduce de la mejor manera posible las variaciones ocurridas de un mes a otro en la información disponible a nivel mensual, y que simultáneamente genera estimaciones que son coherentes con los datos trimestrales o anuales declarados por los países. Se calculan las estimaciones correspondientes a los meses, y luego se suman los datos mensuales para obtener totales trimestrales y anuales.

Es posible que la suma de DOTS no coincida con los totales de IFS. Esto ocurre, por ejemplo, cuando un país no declara todo su comercio por destino geográfico por motivos de confidencialidad. Los datos oficiales declarados a DOTS no se modifican para que coincidan con los totales de IFS. Los totales de IFS se emplean en los controles de validación para verificar la calidad de las estadísticas de comercio de los países socios en DOTS. Además, los totales de IFS también se utilizan para estimar el comercio bilateral cuando no se dispone de información al respecto. Para fines de comparación, las exportaciones e importaciones totales aparecen en las líneas de total mundial de IFS y total mundial de DOTS correspondientes a cada país.

Solo en el caso de países que nunca han declarado datos por socios comerciales al Fondo o a la base de datos COMTRADE de las Naciones Unidas, las estimaciones se obtienen utilizando directamente el flujo bilateral correspondiente declarado por los países de contraparte. Por ejemplo, si el país B nunca ha declarado estadísticas de comercio desglosadas geográficamente, pero el país A ha declarado importaciones del país B, entonces los datos de A correspondientes a importaciones se utilizan para estimar las exportaciones de B. Dado que las importaciones se valoran según el criterio costo, seguro y flete (c.i.f.) y las exportaciones se valoran según el criterio franco a bordo (f.o.b.), los datos se ajustan en función de costo del flete y seguro. En la actualidad se utiliza un factor c.i.f./f.o.b. de 1,06. Los datos declarados con respecto a las importaciones c.i.f. se dividen por 1,06 (es

CUADRO 1: COBERTURA DE LOS DATOS DE PERÍODOS RECIENTES

Período	Comercio mundial			
	Datos declarados		Datos estimados	
	Número de países	Porcentaje del comercio mundial	Número de países	Porcentaje del comercio mundial
2014	145	95.8	65	4.2
2015	139	96.0	71	4.0
2016	94	90.9	116	9.1
2015 Q4	77	90.5	133	9.5
2016 Q1	70	90.4	140	9.6
2016 Q2	64	88.6	146	11.4
2016 Q3	60	86.7	150	13.3
2016 Q4	54	83.6	156	16.4

decir, el factor c.i.f./f.o.b.) para obtener las estimaciones de las exportaciones f.o.b. del país con que se comercia. Análogamente, los datos declarados con respecto a las exportaciones f.o.b. se multiplican por 1,06 para obtener las importaciones c.i.f. Dado que no se dispone de datos puntuales con respecto al costo, seguro y flete, el factor c.i.f./f.o.b. de 6% constituye una estimación simplificada de estos costos, que varían mucho de un país a otro y según el tipo de transacción. En FMI (2017) se proporcionan más detalles sobre la manera de decidir el factor c.i.f./f.o.b.

En general, solo una pequeña proporción del comercio mundial no queda incluida en DOTS; la misma que puede comprender 1) el comercio no declarado entre los países en desarrollo; 2) el comercio no declarado entre los países en desarrollo y los países pertenecientes al grupo “otros países no incluidos separadamente”; y 3) el comercio no declarado entre los países que componen este último grupo.

No obstante, no se han elaborado estimaciones para los períodos anteriores a 1981 o basadas en datos de referencia correspondientes a 1980 o años anteriores. Por otra parte, los datos provenientes de los registros propios de los países, aun los declarados después de un plazo prolongado, amplían continuamente la base de los datos declarados, sustituyendo las cifras de las estimaciones previas. Los totales mundiales y regionales se compilan tomando como base los datos declarados y las estimaciones. La proporción de estimaciones en los totales mundiales y regionales aumenta con el transcurso del tiempo debido a que se recurre a las estimaciones en el caso de países que declaran su estadísticas de comercio con retraso (véase el cuadro 1).

Símbolos

Las cifras que aparecen sin símbolos se refieren a datos provenientes de los registros propios de los países respectivos.

Las cifras seguidas de la letra ‘r’ corresponden a datos estimados con frecuencia mensual, pero conciliados con información oficial trimestral y anual disponible por parte del país declarante.

Las cifras seguidas de la letra ‘e’ corresponden a datos estimados utilizando solo información de la contraparte.

En DOTS se utilizan asimismo las siguientes convenciones y los siguientes símbolos:

Todas las cifras se redondean a un decimal.

Los puntos suspensivos (...) indican que no se dispone de datos.

Un “0” indica que la cifra es cero o inferior a la mitad de un dígito significativo.

Composición de las páginas de países, del mundo y de las regiones

Se presentan páginas de países relativas a todos los países, con datos tanto declarados como estimados. Las cifras estimadas—indicadas claramente en los cuadros—deben considerarse estimaciones del personal técnico del Fondo y no datos declarados oficialmente por los países. Los cálculos de los totales mundiales y regionales incluyen comercio tanto declarado como estimado.

En las páginas de países figuran líneas relativas a todos los países con los que se comercia que se hayan declarado o estimado. En los casos en que sea pertinente, se incluyen asimismo las líneas correspondientes a los datos de países o regiones no especificados y a “categorías especiales”. El comercio incluido en estas últimas puede abarcar el comercio militar, las transacciones en las zonas francas o las transacciones de aeronaves o buques. Los compiladores de las estadísticas sobre el comercio no han asignado estos datos a ningún país con que se comercia, ni se han incluido por partidas en los datos declarados como región no especificada.

Las páginas de países también incluyen partidas informativas correspondientes a África, Oriente Medio y la Unión Europea (UE), los países exportadores de combustibles y los otros países. Los datos que figuran en esas partidas presentan el comercio exterior de todos los países miembros del grupo con el país respectivo. De igual forma, esas partidas aparecen en las páginas de las regiones y del mundo. La partida informativa representa el comercio exterior de cada uno de los países miembros del grupo. Por ejemplo, la línea UE de la página del mundo representa el comercio exterior de todos los países de la UE con el mundo, incluidos los intercambios entre los países miembros de la Unión. En esta línea no se presentan los datos de la UE como si ésta fuera un solo país. Los usuarios que deseen obtener estas estadísticas deberán restar el comercio interior entre los países de la UE.

Los cuadros resumidos del mundo y las regiones se calculan a partir de los datos que figuran en las páginas de países. En esos cuadros se registra el comercio de un grupo de países con cada uno de los países enumerados en el cuadro. Esto equivale a colocar una sobre otra todas las páginas de los distintos países de una región y sumar todas las cifras verticalmente en una página superior que viene a ser un cuadro agregado.

Moneda

Todos los datos se presentan en dólares de EE.UU. Puesto que la mayoría de los países declaran datos en su moneda nacional, los equivalentes en dólares de EE.UU. se obtienen convirtiendo los datos a los tipos de cambio medios del período publicados en las líneas rf o rh de las páginas de países de in IFS. Por lo general, las conversiones se basan en los datos disponibles correspondientes al período más corto y luego son agregados para obtener datos con respecto a períodos más largos: por ejemplo,

los datos mensuales se convierten usando los tipos de cambio mensuales y los equivalentes en dólares de EE.UU. se agregan para obtener los valores trimestrales y anuales.

Coherencia de los datos que proporcionan los países que comercian entre sí

Se da por supuesto a veces que los datos de exportación e importación correspondientes de los países que comercian entre sí deberán ser coherentes. Es decir, el monto de las exportaciones del país A al país B deberá ser igual al de las importaciones del país B provenientes del país A, tras los ajustes por concepto de los costos de flete y del seguro conforme al criterio de que las importaciones del país B se valoran generalmente sobre la base c.i.f.. El sistema de estimación de DOTS se basa en este supuesto en los pocos casos en que uno de los dos países nunca ha declarado datos.

Sin embargo, cabe señalar que, además de la inclusión de los costos del flete y del seguro en las importaciones c.i.f., existen otras dificultades de diversa índole que pueden dar lugar a incoherencias entre las exportaciones con destino a un país con que se comercia y las importaciones f.o.b. registradas por ese país, o entre las importaciones f.o.b. provenientes del país con que se comercia y las exportaciones registradas por dichos países. La falta de coherencia de las estadísticas entre el punto de origen y el de destino de un envío determinado se debe principalmente a las diferencias en 1) los criterios y desglose de la clasificación, 2) el momento de registro, 3) la valoración y 4) la cobertura, así como 5) a los errores de procesamiento.

Criterios y desglose de la clasificación

Criterios de clasificación en función del origen o del destino en caso de reexportación: Muchas mercancías se envían a través de otros países, por ejemplo, un gran volumen del comercio de Alemania se envía a través de los Países Bajos. Es posible que los datos declarados no sean coherentes si el comercio del país de origen se clasifica como comercio hacia un primer destino o a un destino más próximo que constituye el punto de reexportación, mientras que el país de destino final clasifica el mismo comercio de acuerdo con el país de origen. A veces, el país de destino final no es conocido en el punto de exportación.

Por otra parte, el país de origen puede clasificar la operación como un envío hacia el país de destino final, mientras que este último clasifica dicha operación de acuerdo con el origen más próximo, que constituye un punto de reexportación. La falta de uniformidad en lo que respecta a la clasificación también puede ser el resultado de las diferentes normas que aplican las administraciones aduaneras nacionales para determinar el país de origen, de reexportación y de destino.

Falta de desglose por país de origen o de destino en las estadísticas publicadas: Esta situación crea inmediatamente

problemas para identificar la información sobre el comercio entre los países a partir de los datos publicados. Es posible que no se publique información sobre el país de origen y de destino de los bienes militares y otros artículos de carácter confidencial y de los bienes públicos, o que esta información se publique en forma de agregados regionales. También es posible que no se determine el destino y que, por lo tanto, éste no se publique porque la persona encargada de la reexportación no conoce el destino final en el momento del envío. Además, es posible que se publiquen agregados regionales sin un desglose por países si las transacciones comerciales de algunos países con que se comercia no alcanzan un nivel mínimo.

Momento de registro

Transcurre algún tiempo entre el envío de una exportación y el recibo de una importación, sobre todo si las mercancías se transportan lejos. Para evitar estas incoherencias en el momento de registro, las normas internacionales en materia de contabilidad nacional y de balanza de pagos recomiendan basarse en el criterio del traspaso de propiedad para asignar una fecha a las transacciones. Conforme a este criterio, un bien exportado cambia de propietario en el momento en que el país exportador envía dicho bien, fecha en que el país exportador registra dicha transacción como una exportación y el país de destino como una importación (f.o.b.). Sin embargo, por razones prácticas conforme a ECIM 2010, las autoridades aduaneras del país importador contabilizan el recibo de estos bienes en una fecha posterior, cuando llegan a la frontera del país receptor, lo que puede crear una incoherencia en cuanto al momento de registro. Por lo tanto, el mismo envío puede aparecer en las estadísticas del país importador correspondientes a un período (un mes, un trimestre o un año) posterior al período en dicho envío aparece en las estadísticas del país exportador.

Valoración

Aparte de las valoraciones c.i.f. y f.o.b., entre las causas posibles de la falta de coherencia entre la valoración un envío determinado en el punto de origen y en el punto de destino cabe señalar la aplicación de conversiones diferentes del tipo de cambio, el fraude, los procedimientos contra el fraude, los valores desconocidos en el momento del envío y los diferentes tratamientos de algunos costos específicos o procedimientos de evaluación.

Cobertura

Los envíos destinados a las zonas francas y a los almacenes bajo control aduanero y provenientes de éstos, salvo los bienes militares u otros artículos de carácter confidencial y los bienes públicos, los valores mínimos para el registro aduanero de los envíos, y los bienes devueltos y otros bienes no registrados por la administración aduanera (ni incluidos en las encuestas) son algunos ejemplos de las diferencias en materia de cobertura que pueden dar lugar a incoherencias.

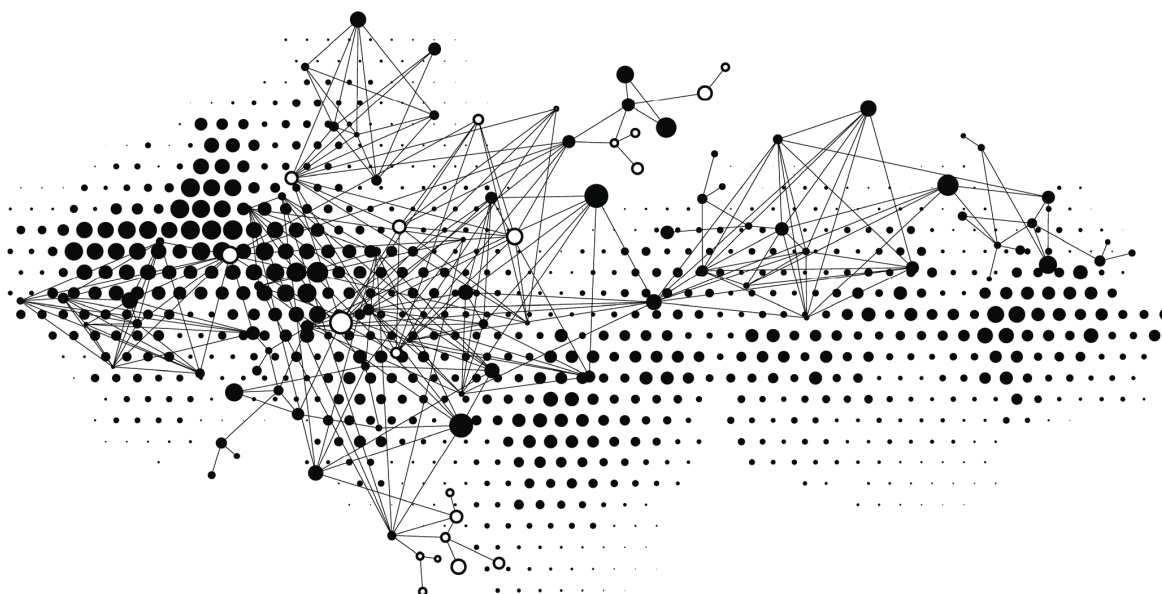
Errores de procesamiento

Debido a los desfases de declaración y de procesamiento, en muchos casos los datos sobre el comercio exterior correspondientes a un período determinado se divulgan antes de que se hayan procesado todos los documentos aduaneros correspondientes a dicho período. Estos datos a veces no se revisan o, si se revisan, se cometen errores al asignar la fecha en que se envían o se reciben los bienes y los datos desfasados se incluyen en el mes, el trimestre o el año equivocado. También pueden cometerse errores al asignar el destino de las exportaciones y el origen de las importaciones durante el despacho de aduana, o en los casos en que se modifica el destino final después del envío inicial durante la reexpedición, pero no se revisan los datos y, por lo tanto, el cambio no se incorpora en las estadísticas publicadas.

Estas cuestiones deberán considerarse al momento de interpretar los datos. La cooperación internacional en materia de armonización y conciliación de los procedimientos aduaneros y las definiciones podría contribuir a reducir las diferencias; en algunos casos, los países han conciliado los datos o han utilizado los datos de los países con que comercian para preparar sus propias estimaciones.

Supresión de líneas de datos de países socios

Un país socio no está representado en una tabla, si para todos los períodos presentes las cifras publicadas para el país socio, son menos de 50.000 en las tablas expresadas en millones de dólares E.E.U.U., o menos de 50.000.000 en las tablas expresadas en billones de dólares E.E.U.U. Tenga en cuenta que todos los datos están disponibles en línea en <http://data.imf.org/dot>.



World *and* Area Tables

World (001)

In Billions of U.S. Dollars

		Exports (FOB)						Imports (CIF)					
		2016	2015Q4	2016Q1	2016Q2	2016Q3	2016Q4	2016	2015Q4	2016Q1	2016Q2	2016Q3	2016Q4
IFS World		15,927.8	4,099.4	3,748.3	4,020.0	3,987.1	4,159.5	15,950.8	4,093.3	3,730.3	3,991.2	4,031.7	4,165.6
World	001	15,845.1	4,090.6	3,692.9	4,003.9	3,989.9	4,158.4	16,166.0	4,144.0	3,778.2	4,068.5	4,094.1	4,225.2
Advanced Economies	110	9,992.1	2,569.2	2,361.4	2,530.4	2,513.3	2,587.0	9,258.5	2,355.8	2,192.4	2,362.0	2,311.4	2,392.7
Euro Area	163	3,818.0	958.3	927.9	980.4	942.1	967.5	4,075.8	1,042.1	979.8	1,055.1	1,005.1	1,035.8
Austria	122	151.2	37.5	37.4	38.4	37.8	37.6	157.6	41.0	37.7	40.5	39.6	39.9
Belgium	124	352.5	87.3	86.7	91.7	86.5	87.6	360.0	89.7	88.6	93.9	88.5	89.0
Cyprus	423	8.8	2.1	1.9	2.0	2.4	2.4	3.2	0.8	0.8	0.9	0.8	0.8
Estonia	939	17.5	4.1	4.1	4.6	4.3	4.3	13.2	3.2	3.1	3.5	3.3	3.3
Finland	172	62.5	15.9	14.7	16.1	15.3	16.3	64.4	16.7	15.0	16.5	16.5	16.3
France	132	581.7	148.0	143.5	150.0	140.7	147.5	522.6	137.2	127.6	135.5	126.3	133.2
Germany	134	1,038.1	258.4	254.5	264.4	258.3	261.0	1,306.0	331.9	313.7	339.9	324.5	327.8
Greece	174	48.9	11.8	11.6	12.3	12.2	12.9	25.1	6.5	5.9	6.3	6.3	6.6
Ireland	178	71.2	19.2	17.5	17.7	17.6	18.5	163.3	44.8	38.5	40.1	40.9	43.8
Italy	136	416.8	101.7	101.4	108.7	101.1	105.6	463.9	117.5	110.1	121.7	113.9	118.2
Latvia	941	19.6	5.0	4.8	5.3	4.9	4.7	11.8	3.0	2.7	3.0	3.0	3.1
Lithuania	946	25.8	6.4	5.9	6.6	6.4	7.0	21.5	5.5	4.9	5.5	5.4	5.7
Luxembourg	137	22.2	5.9	5.5	5.7	5.5	5.5	18.9	5.0	4.8	5.0	4.7	4.4
Malta	181	16.4	4.5	4.0	4.5	4.0	4.0	5.9	1.4	1.9	1.3	1.4	1.3
Netherlands	138	509.9	131.5	120.2	128.3	129.0	132.5	505.5	129.5	121.0	126.9	125.6	132.0
Portugal	182	68.1	16.3	16.3	17.8	16.9	17.1	54.8	13.6	12.8	14.2	13.6	14.1
Slovak Republic	936	72.0	18.8	17.6	18.6	17.5	18.4	74.7	18.9	17.3	19.4	18.1	20.0
Slovenia	961	31.1	7.5	7.4	8.1	7.8	7.9	30.1	7.4	7.2	7.9	7.5	7.5
Spain	184	302.2	75.7	72.8	79.1	73.6	76.7	272.5	68.5	66.1	72.8	64.9	68.7
Australia	193	181.8	48.2	41.6	45.2	47.9	47.1	198.3	47.0	42.9	48.0	51.6	55.8
Canada	156	395.7	99.9	93.5	103.7	100.2	98.3	386.1	97.7	93.3	97.2	96.3	99.3
China,P.R.: Hong Kong	532	608.8	188.3	132.4	149.9	153.8	172.7	92.4	19.3	20.0	25.4	25.3	21.7
China,P.R.: Macao	546	10.8	3.5	2.5	2.7	2.8	2.9	1.4	1.0	0.3	0.3	0.4	0.4
Czech Republic	935	135.6	34.1	32.5	35.2	33.4	34.5	158.2	40.0	38.3	41.1	37.8	40.9
Denmark	128	85.9	21.7	20.8	22.0	21.6	21.5	89.8	22.8	21.6	23.1	22.5	22.6
Iceland	176	5.8	1.1	1.1	1.7	1.5	1.5	4.6	1.2	1.1	1.1	1.1	1.3
Israel	436	67.2	16.5	15.9	17.3	16.9	17.0	60.7	15.5	15.5	15.7	15.2	14.3
Japan	158	552.6	145.5	133.1	131.6	139.8	148.1	711.4	174.9	164.3	176.6	183.9	186.6
Korea, Republic of	542	404.2	106.2	92.6	98.3	101.5	111.8	533.6	137.6	122.6	134.5	135.5	141.0
New Zealand	196	32.3	8.3	7.0	7.7	8.7	8.9	35.5	8.0	8.6	9.4	8.9	8.6
Norway	142	73.1	17.9	16.5	20.6	17.8	18.2	93.0	26.0	22.2	22.9	22.1	25.8
San Marino	135	0.3	0.1	0.1	0.1	0.1	0.1	0.1	0.0	0.0	0.0	0.0	0.0
Singapore	576	275.6	70.6	64.5	68.0	67.9	75.3	210.2	53.3	47.8	52.8	54.1	55.5
Sweden	144	134.9	34.0	32.1	35.0	33.1	34.7	142.5	37.0	34.6	36.8	34.5	36.6
Switzerland	146	259.6	63.9	64.5	64.5	64.0	66.7	298.9	66.2	65.5	75.3	78.0	80.0
Taiwan Prov.of China	528	217.9	55.4	47.7	54.4	56.6	59.2	382.0	100.3	85.0	93.2	99.7	104.1
United Kingdom	112	644.3	161.1	154.6	167.5	167.8	154.4	393.4	109.4	96.0	98.2	92.9	106.3
United States	111	2,087.7	534.6	480.4	524.6	535.9	546.8	1,390.4	356.4	332.8	354.8	346.6	356.2
Emerg. & Dev. Economies	200	5,751.0	1,494.3	1,308.9	1,446.4	1,450.8	1,544.8	6,572.1	1,690.0	1,512.0	1,623.4	1,698.3	1,738.5
Emerg. & Dev. Asia	505	2,706.8	696.2	602.3	668.3	681.3	755.0	3,567.0	919.3	826.1	863.5	928.7	948.6
American Samoa	859	0.2	0.0	0.0	0.0	0.1	0.0	0.0	0.0	0.0	0.0	0.0	0.0
Bangladesh	513	44.5	11.2	10.3	11.4	10.9	11.9	34.3	7.5	9.0	8.3	9.3	7.7
Bhutan	514	0.5	0.2	0.1	0.2	0.1	0.1	0.3	0.0	0.0	0.1	0.1	0.0
Brunei Darussalam	516	3.4	1.6	0.7	0.8	0.7	1.2	4.8	1.5	1.3	1.2	1.0	1.2
Cambodia	522	16.8	4.3	3.9	4.1	4.0	4.8	16.2	3.3	4.0	4.3	4.6	3.3
China,P.R.: Mainland	924	1,392.2	358.0	304.5	340.6	348.1	399.0	2,222.9	595.5	511.9	535.0	583.9	592.0
Fiji	819	2.0	0.6	0.4	0.5	0.5	0.5	0.7	0.2	0.2	0.2	0.2	0.2
F.T. French Polynesia	887	1.3	0.4	0.3	0.3	0.4	0.4	0.2	0.1	0.0	0.1	0.1	0.1
F.T. New Caledonia	839	2.1	0.6	0.5	0.5	0.5	0.6	1.4	0.3	0.3	0.3	0.3	0.4
Guam	829	0.7	0.2	0.2	0.2	0.2	0.2	0.1	0.0	0.0	0.0	0.0	0.1
India	534	348.3	91.7	77.7	85.4	88.2	97.0	252.1	59.6	62.5	63.0	63.2	63.4
Indonesia	536	141.2	36.5	33.2	35.0	35.9	37.3	168.6	41.6	40.3	41.4	42.1	44.8
Kiribati	826	0.1	0.0	0.0	0.0	0.0	0.0	0.1	0.0	0.0	0.0	0.0	0.0
Lao People's Dem.Rep	544	6.1	1.9	1.5	1.5	1.4	1.7	4.7	1.0	1.1	1.1	1.2	1.3
Malaysia	548	179.3	44.5	40.3	45.8	45.4	47.8	262.9	68.1	60.5	65.2	67.1	70.2
Maldives	556	1.9	0.4	0.5	0.5	0.4	0.5	0.3	0.1	0.1	0.1	0.1	0.1

World (001)

In Billions of U.S. Dollars

		Exports (FOB)						Imports (CIF)					
		2016	2015Q4	2016Q1	2016Q2	2016Q3	2016Q4	2016	2015Q4	2016Q1	2016Q2	2016Q3	2016Q4
Marshall Islands	867	4.2	0.3	0.2	0.8	0.6	2.6	0.3	0.1	0.1	0.0	0.1	0.1
Micronesia	868	0.1	0.0	0.0	0.0	0.0	0.1	0.0	0.0	0.0	0.0	0.0	0.0
Mongolia	948	3.1	0.9	0.6	0.9	0.9	0.7	4.6	1.1	0.9	1.2	1.0	1.5
Myanmar	518	22.0	6.4	5.7	5.3	5.1	5.9	11.5	3.8	2.7	2.7	2.9	3.2
Nauru	836	0.1	0.0	0.0	0.0	0.0	0.0	0.0	0.0	0.0	0.0	0.0	0.0
Nepal	558	6.6	0.9	1.5	1.8	1.5	1.7	0.7	0.2	0.2	0.2	0.2	0.2
Palau	565	0.1	0.0	0.0	0.0	0.0	0.0	0.0	0.0	0.0	0.0	0.0	0.0
Papua New Guinea	853	4.5	1.1	1.0	1.0	1.4	1.1	9.1	2.3	2.2	2.2	2.4	2.4
Philippines	566	109.0	26.0	24.6	27.4	27.3	29.7	75.7	18.8	16.9	18.6	20.0	20.2
Samoa	862	0.3	0.1	0.1	0.1	0.1	0.1	0.1	0.0	0.0	0.0	0.0	0.0
Solomon Islands	813	0.4	0.1	0.1	0.1	0.1	0.1	0.6	0.2	0.1	0.1	0.2	0.2
Sri Lanka	524	18.0	5.4	4.5	4.4	4.2	4.9	10.2	2.6	2.6	2.4	2.6	2.5
Thailand	578	180.7	45.0	41.5	44.2	47.8	47.2	235.9	58.8	55.9	57.6	60.3	62.1
Timor-Leste	537	0.5	0.2	0.1	0.1	0.1	0.1	0.0	0.1	0.0	0.0	0.0	0.0
Tonga	866	0.2	0.0	0.0	0.1	0.1	0.0	0.0	0.0	0.0	0.0	0.0	0.0
Tuvalu	869	0.1	0.0	0.0	0.0	0.0	0.0	0.0	0.0	0.0	0.0	0.0	0.0
Vanuatu	846	0.4	0.1	0.1	0.1	0.1	0.1	0.4	0.1	0.1	0.1	0.1	0.1
Vietnam	582	200.1	53.2	43.0	49.7	51.1	56.3	206.8	46.5	47.2	50.0	53.5	56.1
Asia n.s.	598	15.9	4.4	4.9	5.6	4.1	1.2	41.4	5.9	5.8	7.9	12.2	15.5
Europe	170	979.2	246.7	222.1	252.3	248.8	256.0	1,011.0	258.2	234.3	257.0	251.7	268.0
Emerg. & Dev. Europe	903	659.2	162.7	155.5	172.1	163.3	168.3	585.4	144.3	140.3	149.8	144.2	151.1
Albania	914	4.5	1.2	1.0	1.3	1.1	1.2	2.1	0.5	0.5	0.5	0.5	0.5
Bosnia and Herzegovina	963	7.8	1.9	1.8	2.1	2.0	2.0	5.6	1.3	1.3	1.5	1.4	1.5
Bulgaria	918	29.9	7.3	6.7	7.5	7.7	7.9	26.1	6.1	5.9	6.5	6.9	6.8
Croatia	960	21.5	5.2	5.0	5.7	5.5	5.3	12.4	3.0	2.7	3.2	3.2	3.4
Faroe Islands	816	0.9	0.2	0.2	0.2	0.2	0.2	1.5	0.4	0.4	0.4	0.3	0.5
Gibraltar	823	7.9	2.0	1.8	2.3	2.2	1.7	0.4	0.1	0.1	0.1	0.1	0.1
Hungary	944	93.3	22.8	22.3	24.3	23.5	23.2	102.4	25.8	24.3	26.5	25.5	26.1
Kosovo	967	2.2	0.5	0.5	0.6	0.6	0.6	0.2	0.1	0.0	0.0	0.0	0.0
Macedonia, FYR	962	6.4	1.6	1.4	1.7	1.6	1.7	5.9	1.5	1.4	1.5	1.5	1.5
Montenegro	943	2.4	0.5	0.5	0.7	0.6	0.5	0.4	0.1	0.1	0.1	0.1	0.1
Poland	964	213.8	52.4	50.7	54.3	53.8	55.0	199.8	49.4	47.7	50.9	49.4	51.7
Romania	968	73.2	17.9	17.1	18.9	18.5	18.7	63.9	15.2	15.1	16.0	16.3	16.4
Serbia, Republic of	942	17.0	4.2	3.9	4.6	4.2	4.3	15.0	3.4	3.4	4.0	3.8	3.8
Turkey	186	178.1	44.9	42.6	47.9	41.7	46.1	148.4	37.0	37.0	38.2	34.6	38.6
CIS	901	317.0	83.3	65.9	79.5	84.7	86.8	422.4	113.1	93.3	106.4	106.6	116.1
Armenia	911	2.4	0.7	0.5	0.5	0.6	0.7	1.8	0.4	0.5	0.4	0.4	0.5
Azerbaijan, Rep. of	912	7.4	2.3	1.4	1.8	2.2	2.0	12.5	3.7	2.7	3.1	3.5	3.2
Belarus	913	23.5	6.2	5.3	6.0	5.7	6.5	19.0	4.7	4.0	4.9	5.1	4.9
Georgia	915	7.4	1.8	1.5	1.9	2.0	2.0	2.5	0.6	0.6	0.6	0.6	0.6
Kazakhstan	916	28.6	7.5	5.4	7.4	7.5	8.3	30.2	8.2	6.6	7.8	7.5	8.3
Kyrgyz Republic	917	8.1	1.9	1.6	1.9	2.3	2.3	1.0	0.2	0.2	0.2	0.3	0.3
Moldova	921	4.2	1.1	1.0	1.0	1.0	1.1	2.3	0.6	0.5	0.6	0.6	0.7
Russian Federation	922	178.4	46.1	36.9	44.6	48.6	48.2	296.7	79.6	65.5	74.4	74.6	82.2
Tajikistan	923	3.7	1.1	0.6	1.0	0.9	1.1	0.9	0.2	0.2	0.2	0.2	0.2
Turkmenistan	925	4.7	1.4	1.1	1.6	1.1	0.9	7.4	2.1	2.2	2.1	1.6	1.5
Ukraine	926	38.9	10.6	8.4	9.1	10.2	11.1	40.1	10.9	8.9	10.1	10.1	11.0
Uzbekistan	927	9.6	2.5	2.1	2.3	2.5	2.6	8.1	1.9	1.5	1.8	2.1	2.6
Europe n.s.	884	3.1	0.8	0.7	0.7	0.8	0.9	3.2	0.7	0.7	0.8	0.9	0.8
Mid East, N Africa, Pak	440	869.9	234.7	209.5	224.2	210.0	226.2	749.8	194.1	164.9	187.7	195.6	201.7
Afghanistan, I.R. of	512	8.0	1.9	2.0	2.0	1.8	2.2	1.5	0.3	0.2	0.2	0.2	0.8
Algeria	612	47.5	12.9	10.9	12.3	11.7	12.6	29.9	8.2	6.6	7.0	7.8	8.4
Bahrain, Kingdom of	419	9.2	2.8	2.3	2.3	2.3	2.5	8.9	2.4	2.2	2.4	2.2	2.2
Djibouti	611	4.6	1.2	1.1	1.2	1.2	1.2	0.2	0.0	0.0	0.1	0.0	0.1
Egypt	469	69.3	18.4	17.4	18.2	16.7	16.9	25.1	5.7	5.9	6.7	6.2	6.4
Iran, I.R. of	429	64.7	14.6	12.7	16.6	16.7	18.8	50.2	9.1	8.5	11.9	14.0	15.7
Iraq	433	28.9	7.9	6.8	7.2	6.9	7.9	48.5	13.4	8.7	12.2	14.0	13.7
Jordan	439	18.7	5.2	4.7	4.9	4.4	4.7	6.7	2.0	1.6	1.8	1.9	1.3
Kuwait	443	26.7	7.3	6.2	6.9	6.4	7.2	45.4	13.0	9.6	11.3	12.5	12.0
Lebanon	446	18.1	4.7	4.2	4.8	4.5	4.7	3.1	0.9	0.7	0.8	0.7	0.8

World (001)

In Billions of U.S. Dollars

		Exports (FOB)						Imports (CIF)					
		2016	2015Q4	2016Q1	2016Q2	2016Q3	2016Q4	2016	2015Q4	2016Q1	2016Q2	2016Q3	2016Q4
Libya	672	9.6	2.5	2.5	2.4	2.3	2.4	8.1	2.3	1.7	1.8	2.0	2.6
Mauritania	682	2.9	0.8	0.7	0.8	0.6	0.8	2.2	0.6	0.5	0.5	0.6	0.6
Morocco	686	37.1	8.9	8.8	9.9	9.0	9.4	24.6	6.1	6.8	6.3	5.3	6.2
Oman	449	43.2	14.3	10.7	10.7	11.1	10.7	27.7	7.7	6.2	6.9	7.3	7.3
Pakistan	564	53.9	13.5	12.1	14.0	13.1	14.7	22.5	5.6	5.6	5.7	5.5	5.7
Qatar	453	28.9	8.4	8.7	7.1	6.5	6.5	56.5	17.4	14.4	13.0	14.1	15.0
Saudi Arabia	456	131.8	39.7	33.8	34.0	31.1	32.8	175.6	46.7	37.7	43.9	46.1	47.8
Somalia	726	2.1	0.6	0.5	0.6	0.5	0.6	0.8	0.3	0.2	0.2	0.2	0.2
Sudan	732	8.1	1.9	1.8	2.1	2.4	1.8	4.3	1.0	1.0	1.3	1.0	1.1
Syrian Arab Republic	463	4.8	1.5	1.2	1.2	1.1	1.3	0.9	0.2	0.2	0.2	0.2	0.2
Tunisia	744	18.6	4.7	4.6	5.0	4.4	4.7	13.5	3.3	3.4	3.6	3.2	3.3
United Arab Emirates	466	224.0	58.9	53.5	57.3	53.3	59.9	190.8	47.3	42.4	49.0	49.9	49.5
West Bank and Gaza	487	0.9	0.2	0.2	0.2	0.2	0.2	0.1	0.0	0.0	0.0	0.0	0.0
Yemen, Republic of	474	8.4	1.9	2.1	2.4	1.9	1.9	0.6	0.2	0.1	0.1	0.2	0.2
Middle East n.s.	489	0.0	0.0	0.0	0.0	0.0	0.0	2.1	0.6	0.5	0.6	0.6	0.5
Sub-Saharan Africa	603	299.4	84.1	67.7	76.5	77.8	77.4	289.0	75.2	65.3	73.2	74.5	76.0
Angola	614	11.4	3.4	2.6	2.7	3.1	3.0	28.2	8.1	6.0	6.8	8.8	6.6
Benin	638	5.4	1.6	1.3	1.5	1.3	1.3	1.6	0.4	0.4	0.4	0.4	0.4
Botswana	616	5.8	1.3	1.4	1.4	1.5	1.4	6.3	0.9	1.4	1.7	1.6	1.7
Burkina Faso	748	2.4	0.6	0.6	0.6	0.5	0.6	2.1	0.5	0.4	0.5	0.6	0.6
Burundi	618	0.5	0.1	0.1	0.1	0.1	0.1	0.3	0.1	0.1	0.1	0.1	0.1
Cabo Verde	624	0.6	0.1	0.1	0.2	0.2	0.2	0.3	0.5	0.2	0.0	0.0	0.0
Cameroon	622	5.2	1.4	1.2	1.4	1.4	1.3	4.3	1.1	1.0	1.1	1.1	1.1
Central African Rep.	626	0.2	0.2	0.1	0.1	0.1	0.1	0.1	0.0	0.0	0.0	0.0	0.0
Chad	628	0.6	0.2	0.2	0.1	0.2	0.1	1.6	0.5	0.3	0.5	0.5	0.3
Comoros	632	0.5	0.1	0.1	0.1	0.1	0.1	0.1	0.0	0.0	0.0	0.0	0.0
Congo, Dem. Rep. of	636	5.0	1.4	1.2	1.3	1.2	1.4	6.1	1.7	1.5	1.5	1.4	1.7
Congo, Republic of	634	4.8	1.5	0.9	0.9	2.1	0.9	5.6	1.5	1.2	1.4	1.6	1.4
Côte d'Ivoire	662	8.7	2.4	2.1	2.4	2.0	2.2	10.7	2.5	2.6	2.8	2.5	2.7
Equatorial Guinea	642	1.2	0.6	0.3	0.3	0.5	0.2	4.7	1.5	1.0	1.2	1.2	1.2
Eritrea	643	0.4	0.2	0.1	0.1	0.1	0.1	0.3	0.1	0.1	0.1	0.0	0.1
Ethiopia	644	11.0	3.2	2.6	2.9	2.9	2.6	2.7	0.8	0.7	0.7	0.8	0.6
Gabon	646	2.4	1.0	0.6	0.6	0.7	0.6	5.1	1.5	1.2	1.3	1.3	1.3
Gambia, The	648	0.9	0.2	0.2	0.2	0.2	0.2	0.2	0.0	0.0	0.0	0.1	0.1
Ghana	652	14.7	4.0	3.4	4.2	3.6	3.6	10.8	2.9	2.4	2.5	2.7	3.2
Guinea	656	3.6	0.8	0.8	1.0	0.9	0.9	2.6	0.4	0.6	0.7	0.7	0.7
Guinea-Bissau	654	0.3	0.1	0.1	0.1	0.1	0.1	0.4	0.1	0.0	0.1	0.2	0.1
Kenya	664	17.1	5.2	3.8	4.5	4.3	4.5	5.7	1.4	1.4	1.4	1.4	1.5
Lesotho	666	1.4	0.3	0.3	0.3	0.4	0.4	1.0	0.3	0.2	0.3	0.2	0.3
Liberia	668	9.9	1.6	2.0	2.5	2.6	2.7	1.0	0.2	0.3	0.3	0.3	0.2
Madagascar	674	2.9	0.7	0.6	0.8	0.8	0.8	2.7	0.6	0.6	0.7	0.6	0.7
Malawi	676	1.5	0.4	0.3	0.4	0.4	0.4	1.0	0.3	0.2	0.2	0.2	0.3
Mali	678	3.5	0.8	0.9	0.9	0.8	1.0	3.5	0.9	0.9	0.9	0.9	0.9
Mauritius	684	4.1	1.1	0.9	1.2	1.0	1.1	2.6	0.9	0.8	0.6	0.6	0.6
Mozambique	688	7.6	2.4	1.6	1.9	2.0	2.1	4.4	1.1	1.1	1.0	1.0	1.3
Namibia	728	6.5	1.7	1.3	1.7	1.8	1.8	3.2	1.0	0.8	0.8	0.7	0.9
Niger	692	1.0	0.3	0.2	0.3	0.2	0.3	0.9	0.3	0.3	0.2	0.1	0.1
Nigeria	694	32.1	10.3	7.2	8.8	7.9	8.2	38.2	13.0	9.6	10.0	8.9	9.8
Rwanda	714	1.4	0.3	0.3	0.3	0.4	0.5	0.5	0.2	0.1	0.1	0.1	0.2
São Tomé & Príncipe	716	0.1	0.0	0.0	0.0	0.0	0.0	0.0	0.0	0.0	0.0	0.0	0.0
Senegal	722	8.8	2.2	1.9	2.4	2.2	2.2	2.6	0.7	0.7	0.7	0.7	0.6
Seychelles	718	0.9	0.3	0.2	0.2	0.2	0.3	0.6	0.1	0.1	0.1	0.1	0.2
Sierra Leone	724	1.1	0.3	0.3	0.3	0.2	0.3	0.7	0.1	0.1	0.2	0.2	0.2
South Africa	199	80.1	21.4	18.7	19.4	21.0	21.0	103.1	23.4	21.5	25.7	27.3	28.7
South Sudan, Rep. of	733	0.1	0.1	0.0	0.0	0.0	0.0	1.5	0.5	0.3	0.4	0.4	0.4
Swaziland	734	1.5	0.4	0.3	0.4	0.4	0.4	1.7	0.5	0.3	0.4	0.4	0.5
Tanzania	738	10.4	4.3	2.2	2.8	2.7	2.6	5.5	1.2	1.3	1.3	1.3	1.6
Togo	742	7.5	2.1	1.8	2.0	1.9	1.8	2.2	0.5	0.5	0.6	0.5	0.5
Uganda	746	4.0	1.0	0.8	0.9	0.9	1.3	2.0	0.5	0.5	0.5	0.5	0.4
Zambia	754	5.7	1.4	1.2	1.4	1.5	1.6	7.7	1.9	1.8	2.1	1.9	1.9

World (001)

In Billions of U.S. Dollars

		Exports (FOB)						Imports (CIF)					
		2016	2015Q4	2016Q1	2016Q2	2016Q3	2016Q4	2016	2015Q4	2016Q1	2016Q2	2016Q3	2016Q4
Zimbabwe	698	3.7	1.0	0.8	0.9	0.9	1.1	2.4	0.6	0.8	0.7	0.4	0.4
Africa n.s.	799	0.8	0.2	0.1	0.2	0.3	0.1	0.5	0.1	0.1	0.1	0.1	0.2
Western Hemisphere	205	895.6	232.5	207.4	225.1	232.8	230.3	955.3	243.3	221.3	242.0	247.8	244.1
Anguilla	312	0.1	0.0	0.0	0.0	0.0	0.0	0.0	0.0	0.0	0.0	0.0	0.0
Antigua and Barbuda	311	1.1	0.3	0.3	0.3	0.2	0.3	0.3	0.1	0.1	0.1	0.1	0.1
Argentina	213	51.7	13.0	12.1	13.2	13.3	13.1	59.8	15.7	12.5	14.2	16.9	16.2
Aruba	314	2.0	0.6	0.5	0.4	0.5	0.5	0.3	0.1	0.1	0.1	0.1	0.1
Bahamas, The	313	7.3	2.0	1.9	2.5	1.5	1.5	1.8	0.5	0.3	0.4	0.4	0.6
Barbados	316	1.3	0.3	0.3	0.3	0.3	0.3	0.3	0.1	0.1	0.1	0.1	0.1
Belize	339	0.9	0.3	0.2	0.2	0.2	0.2	0.3	0.1	0.1	0.1	0.1	0.1
Bermuda	319	3.0	1.4	1.1	0.9	0.5	0.5	0.5	0.0	0.1	0.1	0.1	0.1
Bolivia	218	6.9	1.9	1.6	1.7	1.7	1.8	7.2	2.1	1.8	1.8	1.8	1.8
Brazil	223	146.0	36.3	31.9	36.7	39.4	38.1	200.7	51.8	43.0	52.6	55.4	49.7
Chile	228	56.3	14.4	13.3	14.3	14.6	14.1	62.3	15.5	16.3	16.3	14.5	15.1
Colombia	233	41.6	11.8	9.6	10.3	10.8	10.8	37.4	9.4	8.7	9.0	9.8	9.9
Costa Rica	238	13.4	3.4	3.1	3.4	3.4	3.5	12.7	3.1	3.0	3.4	3.1	3.2
Curacao	354	0.8	0.2	0.1	0.2	0.2	0.3	0.5	0.1	0.1	0.1	0.1	0.3
Dominica	321	0.5	0.1	0.1	0.1	0.1	0.1	0.2	0.0	0.1	0.0	0.0	0.0
Dominican Republic	243	16.2	3.9	3.6	4.0	4.3	4.2	9.0	2.1	2.0	2.3	2.4	2.3
Ecuador	248	14.1	4.1	3.1	3.3	3.7	4.0	17.9	4.6	4.3	4.5	4.4	4.6
El Salvador	253	8.1	2.2	1.9	2.0	2.0	2.1	5.5	1.3	1.3	1.4	1.4	1.3
Falkland Islands	323	0.1	0.0	0.0	0.0	0.0	0.0	0.3	0.1	0.0	0.1	0.0	0.1
Greenland	326	0.7	0.2	0.1	0.2	0.2	0.2	0.9	0.2	0.2	0.2	0.3	0.3
Grenada	328	0.3	0.1	0.1	0.1	0.1	0.1	0.1	0.0	0.0	0.0	0.0	0.0
Guatemala	258	14.7	3.9	3.5	3.7	3.7	3.7	10.8	2.6	2.5	2.9	2.8	2.6
Guyana	336	1.3	0.3	0.4	0.3	0.3	0.3	1.6	0.4	0.4	0.4	0.3	0.4
Haiti	263	3.6	0.9	0.8	0.9	1.0	0.9	1.1	0.3	0.3	0.3	0.3	0.3
Honduras	268	9.8	2.6	2.4	2.5	2.5	2.4	8.4	1.9	2.0	2.3	2.2	1.9
Jamaica	343	4.3	1.1	1.0	1.1	1.1	1.1	1.1	0.3	0.2	0.3	0.3	0.3
Mexico	273	360.3	90.7	84.1	90.1	93.6	92.3	400.8	101.4	94.9	101.3	100.9	103.8
Netherlands Antilles	353	4.0	1.2	1.0	1.2	1.0	0.8	1.4	0.3	0.4	0.4	0.4	0.3
Nicaragua	278	6.3	1.6	1.5	1.7	1.6	1.5	5.6	1.3	1.3	1.4	1.5	1.4
Panama	283	34.6	9.5	8.6	8.6	9.1	8.3	5.2	1.8	1.2	1.3	1.3	1.4
Paraguay	288	8.6	2.0	1.7	2.0	2.4	2.5	6.4	1.5	1.2	1.6	1.9	1.7
Peru	293	32.8	9.1	7.5	8.1	8.5	8.7	36.9	8.9	8.6	8.9	9.4	10.0
Sint Maarten	352	0.2	0.0	0.0	0.0	0.0	0.1	0.1	0.0	0.0	0.0	0.0	0.0
St. Kitts and Nevis	361	0.4	0.1	0.1	0.1	0.1	0.1	0.2	0.0	0.0	0.1	0.0	0.0
St. Lucia	362	1.2	0.4	0.3	0.2	0.3	0.4	0.2	0.1	0.1	0.0	0.0	0.0
St. Vincent & Grens.	364	0.3	0.1	0.1	0.1	0.1	0.1	0.2	0.0	0.1	0.1	0.0	0.0
Suriname	366	1.2	0.4	0.3	0.3	0.3	0.3	1.5	0.4	0.3	0.4	0.3	0.5
Trinidad and Tobago	369	6.0	1.4	1.6	1.4	1.5	1.4	9.7	2.6	2.6	2.3	2.4	2.5
Uruguay	298	10.8	3.0	2.3	2.6	2.8	3.1	9.5	2.3	2.0	2.2	2.8	2.4
Venezuela, Rep. Bol.	299	16.3	5.9	4.0	4.0	4.3	3.9	30.0	8.4	7.4	7.4	7.8	7.4
Western Hem. n.s.	399	6.8	1.9	1.2	2.0	1.4	2.2	6.9	1.9	1.8	1.7	1.9	1.5
Other Countries n.i.e	910	11.1	3.2	2.5	2.8	2.8	3.1	4.9	1.2	1.1	1.2	1.3	1.3
Cuba	928	7.6	2.2	1.8	1.9	1.9	2.0	1.7	0.5	0.4	0.5	0.5	0.4
Korea, Dem. People's Rep.	954	3.5	0.9	0.7	0.9	0.9	1.0	3.2	0.7	0.7	0.7	0.9	0.9
Special Categories	899	36.2	10.1	7.8	9.0	10.0	9.4	144.3	48.4	30.0	35.2	37.7	41.4
Countries & Areas n.s.	898	54.7	13.9	12.3	15.2	13.0	14.1	186.2	48.7	42.7	46.7	45.4	51.4
Memorandum Items													
Africa	605	420.2	115.0	95.9	108.4	107.5	108.3	363.1	94.2	83.6	91.8	92.1	95.5
Middle East	405	687.1	188.4	167.1	176.3	165.4	178.4	650.3	168.7	140.4	162.7	171.8	175.3
European Union	998	5,250.4	1,314.7	1,269.6	1,351.0	1,307.0	1,322.8	5,264.4	1,350.9	1,266.1	1,357.5	1,294.2	1,346.5
Export earnings: fuel	080	983.1	272.4	227.6	249.9	246.8	258.9	1,181.1	316.3	260.9	295.0	307.1	318.1
Export earnings: nonfuel	092	14,861.9	3,818.2	3,465.3	3,754.0	3,743.0	3,899.5	14,985.0	3,827.8	3,517.3	3,773.6	3,787.0	3,907.1

Advanced Economies (110)

In Billions of U.S. Dollars

		Exports (FOB)						Imports (CIF)					
		2016	2015Q4	2016Q1	2016Q2	2016Q3	2016Q4	2016	2015Q4	2016Q1	2016Q2	2016Q3	2016Q4
IFS World		9,561.0	2,394.6	2,292.7	2,417.1	2,360.5	2,457.3	9,984.1	2,512.2	2,372.8	2,505.5	2,508.5	2,563.9
World	001	9,707.3	2,453.2	2,305.0	2,467.4	2,412.9	2,522.0	10,143.4	2,569.6	2,416.7	2,564.4	2,559.5	2,602.9
Advanced Economies	110	6,354.2	1,588.4	1,531.3	1,627.9	1,576.0	1,618.9	6,151.9	1,549.4	1,480.7	1,583.0	1,527.7	1,560.5
Euro Area	163	2,808.5	696.5	692.0	726.2	685.7	704.6	3,086.2	784.0	749.0	799.6	756.2	781.3
Austria	122	128.9	31.7	32.2	32.8	32.2	31.7	120.8	31.2	29.1	31.0	30.1	30.6
Belgium	124	285.1	70.9	70.6	74.6	69.2	70.8	301.2	74.8	74.7	78.5	73.8	74.3
Cyprus	423	7.0	1.6	1.4	1.6	2.0	2.0	2.0	0.5	0.5	0.6	0.5	0.5
Estonia	939	12.0	2.9	2.8	3.2	3.0	2.9	11.0	2.6	2.6	2.9	2.7	2.8
Finland	172	47.7	12.1	11.5	12.5	11.7	12.0	47.4	12.3	11.1	12.2	12.1	12.1
France	132	471.8	118.2	117.4	122.7	112.5	119.1	392.0	102.6	96.6	102.7	94.5	98.1
Germany	134	762.7	188.9	188.9	195.5	188.3	189.9	928.5	235.5	226.3	241.6	229.0	231.6
Greece	174	28.2	6.5	6.9	7.3	6.9	7.1	13.9	3.4	3.4	3.5	3.4	3.6
Ireland	178	62.9	16.8	15.4	15.6	15.6	16.3	143.0	39.6	33.7	35.3	35.5	38.5
Italy	136	276.1	66.1	69.0	71.6	66.2	69.4	326.3	81.0	78.5	85.4	79.6	82.7
Latvia	941	11.1	2.8	2.5	2.8	2.8	2.9	9.1	2.2	2.1	2.3	2.3	2.4
Lithuania	946	16.2	4.0	3.7	4.3	4.1	4.1	16.5	4.1	3.8	4.3	4.1	4.3
Luxembourg	137	20.2	4.9	4.9	5.2	5.0	5.1	16.7	4.5	4.2	4.4	4.1	3.9
Malta	181	8.3	2.5	2.3	2.2	2.1	1.8	4.1	0.8	1.4	0.8	1.0	0.9
Netherlands	138	330.2	82.6	79.7	84.5	82.4	83.7	434.5	109.9	103.9	108.8	107.6	114.1
Portugal	182	53.8	12.8	12.9	14.2	13.2	13.5	42.3	10.3	10.1	11.2	10.4	10.6
Slovak Republic	936	52.7	13.7	13.1	13.7	12.6	13.2	54.2	13.5	12.7	14.2	12.9	14.4
Slovenia	961	21.0	5.1	5.0	5.5	5.2	5.3	20.2	5.0	4.9	5.4	5.0	5.0
Spain	184	212.7	52.4	51.8	56.3	50.8	53.8	202.6	50.2	49.6	54.5	47.5	51.0
Australia	193	106.2	27.3	23.6	27.2	28.0	27.5	88.0	21.0	20.6	21.4	22.6	23.4
Canada	156	328.3	82.9	78.2	86.6	82.4	81.1	331.5	82.6	80.3	82.6	83.2	85.5
China,P.R.: Hong Kong	532	249.0	64.6	55.7	59.8	63.0	70.5	47.0	9.6	9.6	12.2	13.2	12.1
China,P.R.: Macao	546	7.3	2.1	1.8	1.7	1.9	2.0	1.2	0.3	0.3	0.3	0.3	0.3
Czech Republic	935	99.9	24.8	24.0	26.1	24.6	25.2	126.2	32.0	31.1	32.8	29.9	32.4
Denmark	128	68.4	17.2	16.7	17.6	17.0	17.1	70.5	18.1	16.9	18.1	17.6	17.9
Iceland	176	5.1	0.9	1.0	1.5	1.3	1.3	4.0	1.0	1.0	1.0	0.9	1.0
Israel	436	43.7	10.8	10.6	11.3	10.9	10.9	44.9	11.5	11.7	11.7	11.1	10.4
Japan	158	243.6	61.7	57.3	58.9	60.9	66.4	378.6	90.7	88.7	94.4	98.0	97.5
Korea, Republic of	542	190.8	46.5	44.8	47.0	46.7	52.2	213.6	51.5	50.6	55.2	54.9	52.9
New Zealand	196	21.4	5.4	4.7	5.1	5.7	5.9	19.7	4.6	4.6	5.5	5.1	4.6
Norway	142	63.4	15.3	14.3	18.1	15.4	15.7	80.4	22.3	19.3	20.0	19.2	22.0
San Marino	135	0.2	0.0	0.1	0.0	0.0	0.1	0.1	0.0	0.0	0.0	0.0	0.0
Singapore	576	131.5	33.0	31.4	32.2	31.7	36.3	105.7	26.0	24.3	26.8	27.8	26.7
Sweden	144	111.3	28.2	26.7	29.1	26.9	28.6	111.3	28.5	27.2	28.8	26.6	28.7
Switzerland	146	192.8	51.1	47.6	46.0	46.3	52.9	204.8	47.1	45.7	56.6	55.7	46.8
Taiwan Prov.of China	528	132.8	31.6	28.8	32.3	34.8	37.0	177.0	44.5	41.5	43.1	45.9	46.5
United Kingdom	112	491.1	120.4	119.4	129.1	127.5	115.1	306.7	86.2	75.5	76.1	71.5	83.6
United States	111	1,058.7	268.1	252.6	272.1	265.4	268.6	754.5	187.8	182.8	196.9	187.8	187.0
Emerg. & Dev. Economies	200	3,302.8	851.3	762.6	825.3	824.6	890.3	3,949.5	1,009.5	927.1	971.7	1,021.4	1,029.3
Emerg. & Dev. Asia	505	1,630.9	418.4	364.4	398.2	408.7	459.5	2,249.0	584.8	528.9	542.0	588.4	589.7
American Samoa	859	0.1	0.0	0.0	0.0	0.0	0.0	0.0	0.0	0.0	0.0	0.0	0.0
Bangladesh	513	13.0	3.3	3.0	3.3	3.2	3.4	28.5	6.2	7.6	6.8	7.8	6.2
Bhutan	514	0.1	0.0	0.0	0.0	0.0	0.0	0.0	0.0	0.0	0.0	0.0	0.0
Brunei Darussalam	516	2.0	1.0	0.3	0.4	0.4	0.9	3.1	1.0	1.0	0.7	0.7	0.7
Cambodia	522	4.4	1.2	1.1	1.1	1.0	1.2	12.5	2.5	3.1	3.3	3.6	2.5
China,P.R.: Mainland	924	1,018.0	264.4	223.0	245.8	253.3	295.9	1,526.1	411.3	353.4	363.0	402.5	407.3
Fiji	819	1.3	0.5	0.3	0.3	0.3	0.4	0.5	0.1	0.1	0.1	0.2	0.1
F.T. French Polynesia	887	1.2	0.3	0.3	0.3	0.3	0.3	0.2	0.0	0.0	0.0	0.0	0.0
F.T. New Caledonia	839	1.8	0.5	0.5	0.4	0.4	0.5	0.8	0.2	0.2	0.2	0.2	0.2
Guam	829	0.7	0.2	0.2	0.2	0.2	0.2	0.0	0.0	0.0	0.0	0.0	0.0
India	534	136.8	36.1	32.1	33.3	33.2	38.2	126.5	28.4	31.6	31.7	32.2	31.1
Indonesia	536	73.0	19.0	17.2	18.0	18.5	19.2	89.4	22.5	22.9	22.3	22.3	21.9
Kiribati	826	0.1	0.0	0.0	0.0	0.0	0.0	0.0	0.0	0.0	0.0	0.0	0.0
Lao People's Dem.Rep	544	0.5	0.2	0.1	0.1	0.1	0.2	0.6	0.1	0.1	0.1	0.2	0.1
Malaysia	548	99.6	24.7	23.0	26.0	25.3	25.3	146.7	37.6	34.7	36.4	37.2	38.4
Maldives	556	0.5	0.2	0.1	0.1	0.1	0.1	0.1	0.0	0.0	0.0	0.0	0.0

Advanced Economies (110)

In Billions of U.S. Dollars

		Exports (FOB)						Imports (CIF)					
		2016	2015Q4	2016Q1	2016Q2	2016Q3	2016Q4	2016	2015Q4	2016Q1	2016Q2	2016Q3	2016Q4
Marshall Islands	867	2.2	0.2	0.1	0.5	0.1	1.4	0.2	0.1	0.1	0.0	0.1	0.0
Mongolia	948	1.0	0.2	0.2	0.3	0.2	0.2	0.9	0.2	0.1	0.2	0.2	0.4
Myanmar	518	5.5	1.5	1.5	1.2	1.2	1.6	3.1	0.7	0.7	0.6	1.0	0.8
Nepal	558	0.6	0.2	0.1	0.2	0.1	0.2	0.3	0.1	0.1	0.1	0.1	0.1
Palau	565	0.1	0.0	0.0	0.0	0.0	0.0	0.0	0.0	0.0	0.0	0.0	0.0
Papua New Guinea	853	2.9	0.7	0.6	0.6	1.0	0.7	6.6	1.6	1.5	1.6	1.8	1.7
Philippines	566	53.8	12.6	12.3	13.1	13.5	14.8	46.3	11.1	10.7	11.6	12.0	12.1
Samoa	862	0.2	0.0	0.0	0.1	0.1	0.1	0.0	0.0	0.0	0.0	0.0	0.0
Solomon Islands	813	0.2	0.1	0.1	0.1	0.0	0.1	0.1	0.0	0.0	0.0	0.0	0.0
Sri Lanka	524	5.9	2.0	1.4	1.5	1.5	1.6	7.0	1.8	1.8	1.7	1.8	1.7
Thailand	578	92.8	22.5	21.4	21.9	25.2	24.3	118.1	28.8	28.7	29.6	30.5	29.3
Timor-Leste	537	0.1	0.0	0.0	0.0	0.0	0.0	0.0	0.1	0.0	0.0	0.0	0.0
Tonga	866	0.1	0.0	0.0	0.0	0.0	0.0	0.0	0.0	0.0	0.0	0.0	0.0
Vanuatu	846	0.2	0.0	0.1	0.0	0.0	0.1	0.1	0.0	0.0	0.0	0.0	0.0
Vietnam	582	101.5	23.8	22.1	25.2	26.5	27.9	130.0	30.2	30.3	31.8	34.0	33.9
Asia n.s.	598	10.8	2.9	3.4	4.1	2.4	0.9	1.1	0.1	0.1	0.1	0.0	0.8
Europe	170	585.8	145.0	137.6	152.5	146.7	149.0	614.4	153.1	145.9	155.2	151.8	161.6
Emerg. & Dev. Europe	903	449.6	109.9	108.3	118.5	110.2	112.6	410.4	100.4	100.3	105.2	100.5	104.4
Albania	914	2.8	0.7	0.6	0.8	0.7	0.7	1.5	0.4	0.3	0.4	0.4	0.4
Bosnia and Herzegovina	963	4.0	1.0	0.9	1.1	1.0	1.0	3.5	0.8	0.8	0.9	0.9	0.9
Bulgaria	918	16.7	4.1	3.9	4.2	4.2	4.3	15.3	3.5	3.5	3.7	4.1	4.0
Croatia	960	14.7	3.6	3.5	3.9	3.7	3.6	8.3	2.0	1.8	2.2	2.1	2.3
Faroe Islands	816	0.8	0.2	0.2	0.2	0.2	0.2	0.9	0.2	0.2	0.2	0.2	0.3
Gibraltar	823	5.9	1.4	1.3	1.7	1.5	1.5	0.2	0.1	0.0	0.1	0.1	0.0
Hungary	944	70.5	17.0	17.1	18.4	17.7	17.3	76.6	19.3	18.4	20.0	18.9	19.3
Kosovo	967	0.7	0.2	0.2	0.2	0.2	0.2	0.1	0.0	0.0	0.0	0.0	0.0
Macedonia, FYR	962	4.0	1.0	0.9	1.1	1.0	1.0	3.7	0.9	0.9	0.9	0.9	0.9
Montenegro	943	0.9	0.2	0.2	0.3	0.2	0.2	0.1	0.0	0.0	0.0	0.0	0.0
Poland	964	167.4	41.2	40.6	43.2	41.7	42.0	163.8	40.6	39.7	41.9	40.1	42.1
Romania	968	48.6	11.9	11.7	12.6	12.1	12.2	43.0	10.3	10.2	10.8	10.9	11.1
Serbia, Republic of	942	9.5	2.3	2.2	2.6	2.4	2.4	8.2	1.8	2.0	2.2	2.0	2.0
Turkey	186	103.1	25.1	25.0	28.4	23.7	26.0	85.0	20.5	22.3	21.6	19.9	21.1
CIS	901	134.7	34.8	29.0	33.6	36.1	36.0	203.9	52.6	45.5	50.0	51.3	57.1
Armenia	911	0.7	0.2	0.2	0.2	0.2	0.2	0.6	0.1	0.1	0.2	0.2	0.1
Azerbaijan, Rep. of	912	3.3	0.9	0.8	0.7	1.0	0.7	9.2	2.6	2.1	2.2	2.7	2.2
Belarus	913	4.6	1.3	0.9	1.1	1.2	1.3	2.8	0.8	0.7	0.7	0.7	0.6
Georgia	915	2.4	0.6	0.5	0.6	0.6	0.6	0.7	0.2	0.2	0.2	0.2	0.2
Kazakhstan	916	7.3	1.9	1.6	2.0	1.7	1.9	15.0	4.0	3.5	3.7	3.8	3.9
Kyrgyz Republic	917	0.4	0.1	0.1	0.1	0.1	0.1	0.1	0.1	0.0	0.0	0.0	0.0
Moldova	921	1.2	0.3	0.3	0.3	0.3	0.3	0.9	0.2	0.2	0.2	0.2	0.3
Russian Federation	922	94.4	24.6	20.2	23.6	25.5	25.1	158.0	40.5	34.9	38.9	39.5	44.7
Tajikistan	923	0.2	0.1	0.0	0.1	0.1	0.1	0.2	0.0	0.1	0.1	0.0	0.0
Turkmenistan	925	2.1	0.4	0.4	0.7	0.6	0.4	0.6	0.1	0.1	0.2	0.2	0.1
Ukraine	926	15.0	3.6	3.4	3.5	3.9	4.2	12.6	3.4	3.2	3.0	2.9	3.5
Uzbekistan	927	3.2	0.8	0.7	0.7	0.9	1.0	3.1	0.8	0.4	0.5	0.9	1.3
Europe n.s.	884	1.4	0.4	0.3	0.3	0.4	0.4	0.1	0.0	0.0	0.0	0.0	0.0
Mid East, N Africa, Pak	440	388.9	107.3	96.5	98.3	90.1	104.1	351.8	87.1	77.8	87.0	94.1	93.0
Afghanistan, I.R. of	512	1.4	0.2	0.4	0.4	0.2	0.4	0.1	0.0	0.0	0.0	0.0	0.0
Algeria	612	26.9	7.4	6.5	7.0	5.9	7.4	24.0	6.5	5.2	5.4	6.3	7.1
Bahrain, Kingdom of	419	4.8	1.4	1.2	1.2	1.1	1.3	2.5	0.6	0.7	0.6	0.6	0.6
Djibouti	611	0.6	0.1	0.2	0.2	0.1	0.2	0.1	0.0	0.0	0.0	0.0	0.0
Egypt	469	30.8	7.6	7.5	8.4	7.5	7.5	10.1	2.2	2.4	2.7	2.4	2.5
Iran, I.R. of	429	14.6	3.2	2.9	3.4	3.8	4.5	15.7	1.8	2.0	3.4	4.9	5.4
Iraq	433	7.5	2.1	1.9	1.8	1.6	2.1	24.1	6.9	4.1	5.8	7.2	7.0
Jordan	439	8.3	2.2	2.0	2.0	1.8	2.5	2.5	0.6	0.6	0.6	0.8	0.6
Kuwait	443	13.7	3.7	3.0	3.5	3.2	3.9	23.7	6.8	4.8	5.7	6.7	6.5
Lebanon	446	9.7	2.4	2.3	2.4	2.4	2.5	0.8	0.2	0.2	0.2	0.2	0.2
Libya	672	4.7	1.1	1.3	1.1	1.0	1.2	6.0	1.7	1.2	1.4	1.4	2.0
Mauritania	682	0.9	0.2	0.2	0.2	0.2	0.2	0.9	0.2	0.2	0.2	0.2	0.3
Morocco	686	25.6	5.9	6.2	6.9	6.1	6.5	17.4	4.0	5.0	4.5	3.5	4.4

Advanced Economies (110)

In Billions of U.S. Dollars

		Exports (FOB)						Imports (CIF)					
		2016	2015Q4	2016Q1	2016Q2	2016Q3	2016Q4	2016	2015Q4	2016Q1	2016Q2	2016Q3	2016Q4
Oman	449	10.7	3.6	2.7	2.6	2.6	2.7	7.0	1.7	1.8	1.8	1.8	1.7
Pakistan	564	13.9	3.4	3.1	3.4	3.4	4.1	11.9	2.8	3.0	3.0	3.0	2.9
Qatar	453	19.2	5.8	6.2	4.7	4.1	4.2	33.7	10.9	8.7	8.0	8.4	8.6
Saudi Arabia	456	73.1	23.3	19.0	18.0	16.7	19.4	89.3	22.3	18.8	22.1	24.1	24.3
Somalia	726	0.2	0.0	0.0	0.0	0.0	0.0	0.0	0.0	0.0	0.0	0.0	0.0
Sudan	732	1.9	0.4	0.3	0.3	0.8	0.4	0.6	0.3	0.3	0.3	0.0	0.0
Syrian Arab Republic	463	0.7	0.2	0.1	0.2	0.1	0.3	0.1	0.0	0.0	0.0	0.0	0.0
Tunisia	744	12.5	3.2	3.1	3.4	2.9	3.1	10.9	2.7	2.8	3.0	2.5	2.7
United Arab Emirates	466	105.8	29.5	25.6	26.6	24.1	29.4	70.0	14.7	15.9	18.2	19.9	16.1
West Bank and Gaza	487	0.3	0.1	0.1	0.1	0.1	0.1	0.0	0.0	0.0	0.0	0.0	0.0
Yemen, Republic of	474	1.2	0.3	0.4	0.4	0.2	0.2	0.1	0.0	0.0	0.0	0.0	0.0
Sub-Saharan Africa	603	113.7	30.5	25.7	29.1	29.9	29.1	120.8	31.5	27.4	32.1	31.9	29.4
Angola	614	6.1	1.6	1.3	1.6	1.6	1.6	9.1	3.2	1.9	2.3	3.1	1.9
Benin	638	1.0	0.4	0.3	0.3	0.2	0.2	0.1	0.0	0.0	0.0	0.0	0.0
Botswana	616	0.8	0.2	0.2	0.2	0.2	0.1	3.8	0.5	0.9	1.1	1.0	0.9
Burkina Faso	748	0.8	0.2	0.2	0.2	0.2	0.2	1.5	0.3	0.3	0.4	0.5	0.4
Burundi	618	0.1	0.0	0.0	0.0	0.0	0.0	0.0	0.0	0.0	0.0	0.0	0.0
Cabo Verde	624	0.5	0.1	0.1	0.1	0.1	0.1	0.3	0.4	0.2	0.0	0.0	0.0
Cameroon	622	2.2	0.5	0.5	0.6	0.6	0.5	2.2	0.5	0.5	0.5	0.6	0.5
Central African Rep.	626	0.1	0.2	0.0	0.0	0.0	0.0	0.0	0.0	0.0	0.0	0.0	0.0
Chad	628	0.3	0.1	0.1	0.1	0.1	0.1	1.1	0.4	0.3	0.3	0.3	0.2
Comoros	632	0.1	0.0	0.0	0.0	0.0	0.0	0.0	0.0	0.0	0.0	0.0	0.0
Congo, Dem. Rep. of	636	1.2	0.4	0.3	0.3	0.2	0.4	1.8	0.3	0.4	0.5	0.4	0.5
Congo, Republic of	634	3.1	0.9	0.5	0.4	1.7	0.5	1.9	0.6	0.5	0.5	0.5	0.5
Côte d'Ivoire	662	3.3	0.9	0.8	0.9	0.8	0.8	7.0	1.6	1.8	1.8	1.6	1.8
Equatorial Guinea	642	0.8	0.4	0.2	0.2	0.4	0.1	2.6	1.0	0.6	0.6	0.6	0.8
Eritrea	643	0.1	0.0	0.0	0.0	0.0	0.0	0.0	0.0	0.0	0.0	0.0	0.0
Ethiopia	644	3.5	0.9	0.7	1.0	1.0	0.8	1.6	0.4	0.3	0.4	0.5	0.4
Gabon	646	1.2	0.4	0.3	0.3	0.4	0.3	2.2	0.8	0.5	0.5	0.6	0.5
Gambia, The	648	0.2	0.1	0.1	0.0	0.1	0.0	0.0	0.0	0.0	0.0	0.0	0.0
Ghana	652	4.9	1.3	1.2	1.3	1.2	1.2	5.7	1.3	1.2	1.6	1.6	1.3
Guinea	656	1.3	0.3	0.3	0.4	0.3	0.3	1.0	0.2	0.3	0.3	0.2	0.2
Guinea-Bissau	654	0.1	0.0	0.0	0.0	0.0	0.0	0.0	0.0	0.0	0.0	0.0	0.0
Kenya	664	3.9	1.4	0.9	1.0	0.9	1.0	2.4	0.6	0.6	0.6	0.6	0.6
Lesotho	666	0.1	0.0	0.0	0.0	0.0	0.0	0.5	0.2	0.1	0.2	0.1	0.1
Liberia	668	7.5	1.1	1.5	2.0	1.9	2.1	0.5	0.1	0.1	0.1	0.1	0.1
Madagascar	674	0.8	0.2	0.2	0.2	0.2	0.2	1.9	0.4	0.4	0.5	0.5	0.5
Malawi	676	0.2	0.0	0.1	0.1	0.1	0.1	0.4	0.1	0.1	0.1	0.1	0.1
Mali	678	1.4	0.3	0.3	0.3	0.3	0.4	0.6	0.1	0.1	0.2	0.2	0.2
Mauritius	684	1.7	0.4	0.4	0.5	0.4	0.5	1.5	0.4	0.4	0.4	0.4	0.4
Mozambique	688	1.3	0.6	0.3	0.4	0.3	0.3	1.7	0.4	0.4	0.4	0.4	0.5
Namibia	728	0.8	0.2	0.1	0.2	0.3	0.2	1.5	0.4	0.4	0.4	0.3	0.4
Niger	692	0.4	0.2	0.1	0.1	0.1	0.1	0.4	0.2	0.2	0.1	0.0	0.0
Nigeria	694	14.6	4.5	3.4	4.0	3.5	3.7	19.5	6.2	4.9	5.2	4.4	5.0
Rwanda	714	0.6	0.1	0.1	0.1	0.2	0.3	0.1	0.0	0.0	0.0	0.0	0.0
São Tomé & Príncipe	716	0.1	0.0	0.0	0.0	0.0	0.0	0.0	0.0	0.0	0.0	0.0	0.0
Senegal	722	3.3	0.8	0.7	0.8	0.8	0.9	0.9	0.2	0.2	0.2	0.2	0.2
Seychelles	718	0.4	0.1	0.1	0.1	0.1	0.1	0.4	0.1	0.1	0.1	0.1	0.1
Sierra Leone	724	0.3	0.1	0.1	0.1	0.1	0.1	0.2	0.1	0.1	0.1	0.1	0.1
South Africa	199	36.6	9.6	8.6	9.0	9.5	9.6	42.1	9.6	8.6	11.4	11.8	10.3
Swaziland	734	0.1	0.0	0.0	0.0	0.0	0.0	0.2	0.0	0.0	0.0	0.0	0.1
Tanzania	738	1.8	0.5	0.4	0.5	0.5	0.4	1.8	0.3	0.4	0.6	0.5	0.3
Togo	742	4.0	1.0	0.8	1.1	1.0	1.0	0.2	0.0	0.0	0.1	0.0	0.0
Uganda	746	0.9	0.2	0.2	0.2	0.2	0.2	0.6	0.2	0.2	0.2	0.2	0.1
Zambia	754	0.6	0.2	0.1	0.2	0.1	0.1	1.0	0.2	0.2	0.3	0.3	0.2
Zimbabwe	698	0.3	0.1	0.1	0.1	0.1	0.1	0.4	0.1	0.1	0.1	0.1	0.1
Africa n.s.	799	0.2	0.1	0.0	0.0	0.0	0.0	0.0	0.0	0.0	0.0	0.0	0.0
Western Hemisphere	205	583.5	150.1	138.4	147.3	149.1	148.6	613.5	153.0	147.2	155.4	155.3	155.6
Antigua and Barbuda	311	0.6	0.2	0.1	0.2	0.1	0.2	0.1	0.0	0.0	0.0	0.0	0.0
Argentina	213	21.7	5.5	5.2	5.5	5.5	5.5	18.3	4.8	4.0	4.4	5.0	5.0

Advanced Economies (110)

In Billions of U.S. Dollars

		Exports (FOB)						Imports (CIF)					
		2016	2015Q4	2016Q1	2016Q2	2016Q3	2016Q4	2016	2015Q4	2016Q1	2016Q2	2016Q3	2016Q4
Aruba	314	1.0	0.3	0.3	0.2	0.2	0.3	0.1	0.0	0.0	0.0	0.0	0.0
Bahamas, The	313	5.6	1.5	1.6	1.9	1.1	1.0	0.4	0.2	0.1	0.1	0.1	0.1
Barbados	316	0.8	0.2	0.2	0.2	0.2	0.2	0.1	0.0	0.0	0.0	0.0	0.0
Belize	339	0.4	0.1	0.1	0.1	0.1	0.1	0.2	0.1	0.0	0.1	0.1	0.0
Bermuda	319	2.7	1.3	1.0	0.9	0.4	0.5	0.5	0.0	0.1	0.1	0.1	0.1
Bolivia	218	1.7	0.5	0.4	0.4	0.4	0.4	2.5	0.6	0.6	0.7	0.7	0.5
Brazil	223	79.7	18.8	17.5	20.1	21.4	20.7	79.9	20.2	18.4	20.4	21.2	19.9
Chile	228	27.9	7.3	7.1	7.2	6.9	6.7	30.7	7.0	8.6	7.9	7.2	7.1
Colombia	233	22.9	6.9	5.3	5.6	6.0	5.9	22.5	5.4	5.1	5.4	6.1	5.9
Costa Rica	238	8.2	2.1	1.9	2.1	2.0	2.2	8.4	1.9	2.0	2.3	2.0	2.1
Curacao	354	0.5	0.1	0.1	0.1	0.1	0.2	0.2	0.0	0.0	0.0	0.0	0.2
Dominica	321	0.4	0.1	0.1	0.1	0.1	0.1	0.1	0.0	0.0	0.0	0.0	0.0
Dominican Republic	243	10.6	2.5	2.3	2.6	2.8	2.8	7.3	1.6	1.7	1.8	2.0	1.8
Ecuador	248	7.3	2.3	1.7	1.7	1.9	2.0	10.1	2.4	2.5	2.5	2.6	2.5
El Salvador	253	4.0	1.2	1.0	1.0	1.0	1.1	3.0	0.7	0.7	0.8	0.8	0.7
Falkland Islands	323	0.1	0.0	0.0	0.0	0.0	0.0	0.2	0.1	0.0	0.1	0.0	0.1
Greenland	326	0.6	0.2	0.1	0.2	0.2	0.2	0.7	0.2	0.1	0.2	0.2	0.2
Grenada	328	0.1	0.0	0.0	0.0	0.0	0.0	0.0	0.0	0.0	0.0	0.0	0.0
Guatemala	258	7.9	2.1	2.0	2.0	2.0	2.0	6.1	1.4	1.4	1.7	1.6	1.4
Guyana	336	0.7	0.2	0.2	0.2	0.1	0.2	1.3	0.3	0.3	0.3	0.3	0.3
Haiti	263	1.5	0.4	0.3	0.4	0.4	0.4	1.0	0.3	0.2	0.3	0.3	0.2
Honduras	268	5.8	1.5	1.4	1.4	1.5	1.4	6.2	1.4	1.5	1.7	1.6	1.4
Jamaica	343	2.5	0.6	0.6	0.6	0.7	0.6	0.8	0.2	0.2	0.2	0.2	0.2
Mexico	273	302.9	76.5	71.7	75.9	77.7	77.6	358.3	90.4	85.5	91.3	89.4	92.1
Netherlands Antilles	353	1.4	0.4	0.5	0.5	0.3	0.1	0.3	0.1	0.1	0.1	0.1	0.0
Nicaragua	278	2.1	0.5	0.5	0.6	0.5	0.5	4.0	0.9	0.9	1.0	1.1	1.0
Panama	283	21.3	5.3	5.7	5.3	5.4	4.8	1.9	0.4	0.4	0.5	0.5	0.5
Paraguay	288	3.0	0.6	0.6	0.7	0.9	0.9	1.6	0.4	0.3	0.4	0.4	0.5
Peru	293	15.6	4.2	3.7	3.8	4.0	4.1	19.9	4.7	4.8	4.7	5.1	5.4
Sint Maarten	352	0.1	0.0	0.0	0.0	0.0	0.1	0.1	0.0	0.0	0.0	0.0	0.0
St. Kitts and Nevis	361	0.3	0.1	0.1	0.1	0.1	0.1	0.1	0.0	0.0	0.0	0.0	0.0
St. Lucia	362	0.5	0.2	0.2	0.1	0.1	0.1	0.0	0.0	0.0	0.0	0.0	0.0
St. Vincent & Grens.	364	0.2	0.1	0.0	0.1	0.0	0.0	0.2	0.0	0.1	0.1	0.0	0.0
Suriname	366	0.7	0.2	0.2	0.2	0.2	0.2	0.8	0.2	0.2	0.2	0.2	0.3
Trinidad and Tobago	369	3.6	1.0	1.1	0.8	0.8	0.8	4.1	1.3	1.2	0.9	1.0	1.1
Uruguay	298	3.6	1.1	0.8	0.9	0.9	1.0	2.9	0.7	0.7	0.8	0.8	0.6
Venezuela, Rep. Bol.	299	7.9	2.6	2.0	2.0	2.0	1.9	16.3	4.9	4.7	3.9	3.8	4.0
Western Hem. n.s.	399	5.1	1.5	0.8	1.7	0.9	1.7	2.3	0.3	0.7	0.5	0.8	0.3
Other Countries n.i.e	910	3.0	0.9	0.7	0.8	0.7	0.8	0.9	0.3	0.2	0.2	0.2	0.2
Cuba	928	2.9	0.9	0.7	0.8	0.7	0.8	0.9	0.3	0.2	0.2	0.2	0.2
Special Categories	899	19.3	5.7	4.2	4.8	5.3	5.0	2.2	1.9	0.6	0.6	0.4	0.5
Countries & Areas n.s.	898	28.1	6.9	6.3	8.5	6.3	7.0	38.9	8.5	7.9	8.9	9.7	12.3
Memorandum Items													
Africa	605	182.2	47.8	42.2	47.1	46.0	46.9	174.8	45.2	40.9	45.5	44.4	44.0
Middle East	405	305.1	86.4	76.4	76.5	70.4	81.8	285.8	70.5	61.2	70.5	78.5	75.6
European Union	998	3,897.1	964.9	955.6	1,010.5	961.0	970.0	4,008.1	1,024.5	973.3	1,034.1	977.9	1,022.7
Export earnings: fuel	080	460.7	131.4	110.5	114.9	112.5	122.8	574.2	149.0	127.4	141.0	151.9	153.9
Export earnings: nonfuel	092	9,246.7	2,321.8	2,194.5	2,352.5	2,300.4	2,399.2	9,569.3	2,420.6	2,289.3	2,423.3	2,407.6	2,449.0

Emerging and Developing Economies (200)

In Billions of U.S. Dollars

		Exports (FOB)						Imports (CIF)					
		2016	2015Q4	2016Q1	2016Q2	2016Q3	2016Q4	2016	2015Q4	2016Q1	2016Q2	2016Q3	2016Q4
IFS World		6,385.7	1,734.1	1,465.9	1,621.6	1,654.0	1,732.0	6,001.1	1,599.1	1,360.7	1,495.5	1,538.9	1,625.2
World	001	6,133.5	1,636.4	1,386.9	1,535.5	1,575.7	1,635.3	6,010.9	1,571.1	1,358.8	1,501.2	1,531.7	1,619.2
Advanced Economies	110	3,637.4	980.6	830.0	902.4	937.1	967.9	3,103.3	805.3	710.9	778.1	783.0	831.3
Euro Area	163	1,009.1	261.7	235.7	254.2	256.3	262.9	987.3	257.3	230.3	254.9	248.3	253.9
Austria	122	22.3	5.8	5.2	5.6	5.6	5.9	36.8	9.8	8.5	9.5	9.5	9.3
Belgium	124	67.3	16.4	16.1	17.1	17.3	16.8	58.8	14.9	13.9	15.5	14.7	14.7
Cyprus	423	1.7	0.5	0.5	0.4	0.4	0.4	1.2	0.4	0.3	0.3	0.3	0.3
Estonia	939	5.5	1.3	1.3	1.5	1.3	1.4	2.2	0.6	0.5	0.6	0.6	0.5
Finland	172	14.7	3.8	3.2	3.6	3.6	4.4	17.0	4.3	3.9	4.4	4.4	4.3
France	132	109.9	29.9	26.0	27.4	28.1	28.4	130.4	34.5	31.0	32.7	31.7	35.0
Germany	134	275.4	69.5	65.5	68.9	70.0	71.0	377.2	96.2	87.4	98.2	95.5	96.1
Greece	174	20.7	5.3	4.7	5.0	5.2	5.7	11.2	3.0	2.5	2.8	2.9	3.0
Ireland	178	8.3	2.4	2.1	2.0	2.0	2.2	20.3	5.1	4.8	4.8	5.4	5.3
Italy	136	140.7	35.6	32.4	37.1	35.0	36.2	137.2	36.4	31.5	36.2	34.2	35.3
Latvia	941	8.6	2.3	2.2	2.5	2.0	1.8	2.7	0.7	0.6	0.7	0.7	0.7
Lithuania	946	9.6	2.5	2.2	2.3	2.3	2.8	5.0	1.4	1.1	1.2	1.3	1.4
Luxembourg	137	2.0	1.0	0.6	0.5	0.5	0.5	2.2	0.5	0.6	0.5	0.5	0.5
Malta	181	8.2	1.9	1.8	2.2	1.9	2.2	1.8	0.6	0.4	0.5	0.4	0.5
Netherlands	138	179.6	48.9	40.5	43.8	46.6	48.7	70.9	19.5	17.1	18.0	17.9	17.9
Portugal	182	14.2	3.5	3.4	3.5	3.7	3.6	12.4	3.3	2.7	3.0	3.2	3.5
Slovak Republic	936	19.3	5.1	4.4	4.8	4.9	5.2	20.5	5.4	4.6	5.2	5.2	5.5
Slovenia	961	10.2	2.4	2.3	2.6	2.6	2.6	9.8	2.4	2.3	2.5	2.5	2.5
Spain	184	89.4	23.2	21.0	22.8	22.8	22.8	68.8	18.0	16.2	18.0	17.1	17.4
Australia	193	75.6	20.9	18.0	18.0	19.9	19.6	110.4	26.0	22.4	26.6	29.0	32.4
Canada	156	67.4	17.0	15.3	17.1	17.8	17.1	54.3	14.9	13.0	14.6	13.0	13.7
China,P.R.: Hong Kong	532	359.8	123.7	76.7	90.1	90.7	102.2	45.4	9.7	10.4	13.3	12.1	9.6
China,P.R.: Macao	546	3.5	1.4	0.7	1.0	0.9	0.8	0.2	0.7	0.1	0.1	0.1	0.1
Czech Republic	935	35.7	9.3	8.5	9.1	8.8	9.4	32.0	8.0	7.3	8.3	7.9	8.5
Denmark	128	17.4	4.5	4.1	4.3	4.6	4.4	19.3	4.7	4.7	5.1	4.9	4.7
Iceland	176	0.7	0.2	0.1	0.2	0.2	0.2	0.6	0.2	0.1	0.1	0.1	0.2
Israel	436	23.4	5.7	5.3	6.0	6.0	6.1	15.8	3.9	3.8	4.0	4.1	4.0
Japan	158	309.0	83.8	75.8	72.6	78.9	81.7	332.7	84.2	75.5	82.2	85.8	89.1
Korea, Republic of	542	213.4	59.7	47.7	51.3	54.8	59.6	319.9	86.1	72.0	79.3	80.6	88.1
New Zealand	196	10.9	2.9	2.3	2.6	3.0	2.9	15.8	3.4	4.0	4.0	3.8	4.0
Norway	142	9.7	2.6	2.2	2.6	2.4	2.5	12.6	3.8	2.9	2.9	2.9	3.9
San Marino	135	0.1	0.0	0.0	0.0	0.0	0.0	0.0	0.0	0.0	0.0	0.0	0.0
Singapore	576	144.0	37.6	33.0	35.8	36.2	39.0	104.5	27.3	23.5	26.0	26.3	28.7
Sweden	144	23.6	5.7	5.4	5.9	6.2	6.1	31.2	8.4	7.4	8.0	7.9	7.9
Switzerland	146	66.8	12.8	16.9	18.4	17.7	13.8	94.1	19.0	19.8	18.7	22.3	33.2
Taiwan Prov.of China	528	85.0	23.8	18.9	22.1	21.8	22.1	205.0	55.8	43.5	50.1	53.8	57.6
United Kingdom	112	153.2	40.7	35.2	38.4	40.3	39.3	86.6	23.2	20.5	22.1	21.4	22.6
United States	111	1,029.0	266.5	227.9	252.4	270.6	278.1	635.6	168.6	149.9	157.9	158.7	169.1
Emerg. & Dev. Economies	200	2,444.4	642.1	545.5	620.2	625.1	653.6	2,614.3	678.1	582.9	649.7	674.8	706.9
Emerg. & Dev. Asia	505	1,073.2	277.2	237.3	269.4	271.9	294.6	1,311.6	332.7	295.8	319.9	338.7	357.2
American Samoa	859	0.1	0.0	0.0	0.0	0.0	0.0	0.0	0.0	0.0	0.0	0.0	0.0
Bangladesh	513	31.5	7.9	7.3	8.0	7.7	8.5	5.8	1.3	1.4	1.5	1.5	1.4
Bhutan	514	0.4	0.1	0.1	0.1	0.1	0.1	0.2	0.0	0.0	0.1	0.1	0.0
Brunei Darussalam	516	1.4	0.6	0.4	0.4	0.3	0.3	1.6	0.5	0.3	0.5	0.3	0.5
Cambodia	522	12.4	3.1	2.9	3.0	3.0	3.6	3.7	0.8	0.9	1.0	1.0	0.8
China,P.R.: Mainland	924	371.6	93.1	81.0	94.3	94.0	102.3	691.0	182.6	157.3	170.6	180.0	183.1
Fiji	819	0.7	0.1	0.1	0.2	0.2	0.2	0.2	0.1	0.0	0.0	0.1	0.0
F.T. French Polynesia	887	0.1	0.1	0.0	0.0	0.0	0.0	0.0	0.0	0.0	0.0	0.0	0.0
F.T. New Caledonia	839	0.3	0.1	0.1	0.1	0.1	0.1	0.6	0.1	0.1	0.1	0.2	0.2
Guam	829	0.0	0.0	0.0	0.0	0.0	0.0	0.1	0.0	0.0	0.0	0.0	0.0
India	534	211.5	55.5	45.6	52.1	55.0	58.8	125.5	31.2	30.9	31.3	31.0	32.2
Indonesia	536	68.3	17.5	15.9	17.0	17.3	18.1	79.1	19.1	17.5	19.0	19.7	22.8
Kiribati	826	0.1	0.0	0.0	0.0	0.0	0.0	0.1	0.0	0.0	0.0	0.0	0.0
Lao People's Dem.Rep	544	5.6	1.7	1.4	1.4	1.3	1.5	4.2	0.9	0.9	1.0	1.0	1.2
Malaysia	548	79.6	19.8	17.3	19.8	20.0	22.5	116.2	30.4	25.8	28.8	29.9	31.8
Maldives	556	1.3	0.3	0.3	0.4	0.3	0.3	0.1	0.0	0.0	0.0	0.0	0.0

Emerging and Developing Economies (200)

In Billions of U.S. Dollars

		Exports (FOB)						Imports (CIF)					
		2016	2015Q4	2016Q1	2016Q2	2016Q3	2016Q4	2016	2015Q4	2016Q1	2016Q2	2016Q3	2016Q4
Marshall Islands	867	2.0	0.1	0.1	0.2	0.4	1.2	0.1	0.1	0.0	0.0	0.0	0.0
Micronesia	868	0.1	0.0	0.0	0.0	0.0	0.1	0.0	0.0	0.0	0.0	0.0	0.0
Mongolia	948	2.1	0.7	0.4	0.6	0.6	0.5	3.6	0.9	0.8	0.9	0.8	1.1
Myanmar	518	16.5	4.8	4.2	4.1	3.9	4.3	8.4	3.1	1.9	2.1	2.0	2.4
Nepal	558	6.0	0.7	1.4	1.6	1.4	1.6	0.5	0.1	0.1	0.1	0.1	0.1
Palau	565	0.1	0.0	0.0	0.0	0.0	0.0	0.0	0.0	0.0	0.0	0.0	0.0
Papua New Guinea	853	1.6	0.4	0.4	0.4	0.4	0.4	2.5	0.7	0.7	0.6	0.6	0.7
Philippines	566	55.2	13.4	12.3	14.3	13.8	14.8	29.3	7.6	6.2	7.1	7.9	8.1
Samoa	862	0.1	0.0	0.0	0.0	0.0	0.0	0.0	0.0	0.0	0.0	0.0	0.0
Solomon Islands	813	0.2	0.1	0.0	0.1	0.0	0.0	0.5	0.1	0.1	0.1	0.1	0.2
Sri Lanka	524	12.0	3.4	3.1	2.9	2.7	3.3	3.2	0.8	0.8	0.7	0.8	0.8
Thailand	578	88.0	22.5	20.2	22.3	22.6	22.9	117.7	30.0	27.2	28.0	29.8	32.8
Timor-Leste	537	0.4	0.1	0.1	0.1	0.1	0.1	0.0	0.0	0.0	0.0	0.0	0.0
Tonga	866	0.1	0.0	0.0	0.0	0.0	0.0	0.0	0.0	0.0	0.0	0.0	0.0
Vanuatu	846	0.2	0.0	0.0	0.0	0.0	0.0	0.3	0.0	0.1	0.1	0.1	0.1
Vietnam	582	98.6	29.4	21.0	24.5	24.7	28.5	76.5	16.2	16.8	18.2	19.4	22.1
Asia n.s.	598	5.1	1.5	1.5	1.5	1.7	0.4	40.3	5.9	5.7	7.8	12.2	14.6
Europe	170	393.1	101.6	84.4	99.8	101.9	107.0	396.0	105.0	88.3	101.7	99.8	106.3
Emerg. & Dev. Europe	903	209.6	52.8	47.2	53.6	53.1	55.7	174.9	43.9	39.9	44.6	43.6	46.7
Albania	914	1.7	0.4	0.4	0.5	0.4	0.5	0.6	0.1	0.1	0.1	0.1	0.2
Bosnia and Herzegovina	963	3.8	1.0	0.8	1.0	1.0	1.0	2.1	0.5	0.4	0.5	0.6	0.6
Bulgaria	918	13.2	3.1	2.8	3.3	3.5	3.6	10.8	2.6	2.4	2.7	2.8	2.8
Croatia	960	6.8	1.6	1.5	1.8	1.8	1.7	4.0	1.0	0.8	1.0	1.1	1.1
Faroe Islands	816	0.1	0.0	0.0	0.0	0.0	0.0	0.6	0.2	0.1	0.1	0.1	0.2
Gibraltar	823	2.0	0.6	0.5	0.6	0.7	0.2	0.1	0.0	0.0	0.0	0.0	0.0
Hungary	944	22.8	5.8	5.2	5.9	5.8	5.9	25.8	6.6	5.9	6.4	6.6	6.8
Kosovo	967	1.5	0.4	0.3	0.4	0.4	0.4	0.1	0.0	0.0	0.0	0.0	0.0
Macedonia, FYR	962	2.4	0.6	0.5	0.7	0.6	0.6	2.2	0.6	0.5	0.6	0.6	0.6
Montenegro	943	1.5	0.3	0.3	0.4	0.4	0.4	0.3	0.1	0.1	0.1	0.1	0.1
Poland	964	46.4	11.2	10.1	11.2	12.2	13.0	35.9	8.8	8.0	9.0	9.3	9.6
Romania	968	24.6	6.0	5.4	6.3	6.4	6.5	20.8	4.9	4.9	5.2	5.4	5.3
Serbia, Republic of	942	7.5	1.9	1.7	2.0	1.9	1.9	6.7	1.6	1.5	1.7	1.8	1.7
Turkey	186	75.0	19.8	17.5	19.5	18.0	20.0	63.4	16.5	14.6	16.6	14.7	17.5
CIS	901	182.0	48.4	36.8	45.8	48.5	50.9	218.1	60.4	47.7	56.4	55.2	58.8
Armenia	911	1.7	0.5	0.4	0.4	0.5	0.5	1.2	0.3	0.3	0.3	0.3	0.3
Azerbaijan, Rep. of	912	4.2	1.4	0.7	1.1	1.1	1.3	3.3	1.2	0.6	0.9	0.9	1.0
Belarus	913	18.9	4.8	4.4	4.9	4.4	5.2	16.2	3.9	3.3	4.2	4.4	4.3
Georgia	915	5.0	1.3	1.0	1.4	1.4	1.3	1.8	0.4	0.4	0.5	0.5	0.4
Kazakhstan	916	21.3	5.5	3.8	5.4	5.7	6.3	15.2	4.2	3.0	4.1	3.7	4.4
Kyrgyz Republic	917	7.8	1.8	1.6	1.8	2.2	2.2	0.9	0.2	0.2	0.2	0.2	0.3
Moldova	921	3.0	0.8	0.7	0.7	0.7	0.8	1.5	0.4	0.3	0.4	0.3	0.4
Russian Federation	922	83.7	21.5	16.6	21.0	23.0	23.1	138.3	39.1	30.5	35.4	35.0	37.3
Tajikistan	923	3.4	1.1	0.6	1.0	0.9	1.0	0.6	0.2	0.1	0.2	0.2	0.2
Turkmenistan	925	2.6	1.0	0.7	0.8	0.6	0.5	6.8	2.0	2.2	1.9	1.3	1.4
Ukraine	926	23.9	7.0	5.0	5.6	6.4	6.9	27.4	7.5	5.7	7.1	7.2	7.4
Uzbekistan	927	6.4	1.7	1.4	1.7	1.6	1.6	5.0	1.1	1.1	1.4	1.2	1.3
Europe n.s.	884	1.6	0.4	0.4	0.4	0.4	0.4	3.1	0.7	0.6	0.8	0.9	0.8
Mid East, N Africa, Pak	440	480.8	127.4	113.0	125.8	119.9	122.1	398.0	106.9	87.1	100.7	101.5	108.7
Afghanistan, I.R. of	512	6.7	1.7	1.6	1.7	1.5	1.8	1.4	0.3	0.2	0.2	0.2	0.8
Algeria	612	20.6	5.4	4.4	5.2	5.8	5.2	5.9	1.7	1.4	1.6	1.6	1.3
Bahrain, Kingdom of	419	4.4	1.4	1.0	1.1	1.1	1.2	6.4	1.7	1.5	1.8	1.6	1.6
Djibouti	611	4.0	1.1	0.9	1.0	1.0	1.1	0.1	0.0	0.0	0.0	0.0	0.0
Egypt	469	38.4	10.8	10.0	9.8	9.3	9.4	15.0	3.5	3.4	3.9	3.8	3.9
Iran, I.R. of	429	50.2	11.4	9.8	13.1	13.0	14.3	34.5	7.3	6.5	8.6	9.1	10.3
Iraq	433	21.4	5.9	4.9	5.4	5.3	5.8	24.4	6.5	4.5	6.4	6.8	6.6
Jordan	439	10.3	2.9	2.6	3.0	2.5	2.2	4.2	1.3	1.0	1.2	1.2	0.8
Kuwait	443	13.0	3.6	3.2	3.4	3.1	3.2	21.7	6.2	4.9	5.6	5.8	5.4
Lebanon	446	8.4	2.4	1.9	2.3	2.1	2.1	2.2	0.7	0.5	0.6	0.5	0.6
Libya	672	4.9	1.4	1.2	1.3	1.3	1.2	2.2	0.5	0.5	0.5	0.6	0.6
Mauritania	682	2.0	0.5	0.5	0.5	0.5	0.5	1.2	0.3	0.3	0.3	0.3	0.3

Emerging and Developing Economies (200)

In Billions of U.S. Dollars

		Exports (FOB)						Imports (CIF)					
		2016	2015Q4	2016Q1	2016Q2	2016Q3	2016Q4	2016	2015Q4	2016Q1	2016Q2	2016Q3	2016Q4
Morocco	686	11.4	3.0	2.6	3.0	2.9	2.9	7.2	2.1	1.8	1.8	1.8	1.8
Oman	449	32.5	10.7	7.9	8.1	8.5	7.9	20.7	6.0	4.5	5.0	5.6	5.6
Pakistan	564	39.9	10.1	9.0	10.6	9.7	10.6	10.6	2.8	2.6	2.7	2.5	2.8
Qatar	453	9.7	2.6	2.5	2.5	2.4	2.4	22.7	6.4	5.7	5.0	5.6	6.4
Saudi Arabia	456	58.6	16.5	14.8	16.1	14.4	13.4	86.2	24.4	18.9	21.8	21.9	23.6
Somalia	726	2.0	0.6	0.5	0.5	0.5	0.5	0.8	0.2	0.2	0.2	0.2	0.2
Sudan	732	6.2	1.6	1.5	1.8	1.5	1.4	3.7	0.7	0.7	1.0	0.9	1.1
Syrian Arab Republic	463	4.1	1.2	1.1	1.0	1.0	1.1	0.8	0.2	0.2	0.2	0.2	0.2
Tunisia	744	6.1	1.5	1.5	1.6	1.4	1.6	2.6	0.6	0.6	0.7	0.7	0.6
United Arab Emirates	466	118.2	29.4	27.9	30.7	29.2	30.5	120.8	32.6	26.6	30.9	30.0	33.4
West Bank and Gaza	487	0.6	0.2	0.1	0.2	0.2	0.2	0.1	0.0	0.0	0.0	0.0	0.0
Yemen, Republic of	474	7.1	1.7	1.8	2.0	1.7	1.6	0.6	0.2	0.1	0.1	0.2	0.2
Middle East n.s.	489	0.0	0.0	0.0	0.0	0.0	0.0	2.1	0.6	0.5	0.6	0.6	0.5
Sub-Saharan Africa	603	185.6	53.6	42.0	47.5	47.9	48.3	168.2	43.7	37.9	41.1	42.6	46.6
Angola	614	5.3	1.8	1.3	1.1	1.5	1.4	19.1	4.9	4.1	4.5	5.7	4.8
Benin	638	4.4	1.3	1.0	1.2	1.1	1.0	1.5	0.4	0.3	0.4	0.4	0.4
Botswana	616	5.0	1.2	1.2	1.2	1.3	1.3	2.5	0.5	0.5	0.6	0.6	0.8
Burkina Faso	748	1.5	0.4	0.4	0.4	0.3	0.4	0.6	0.2	0.1	0.1	0.1	0.2
Burundi	618	0.4	0.1	0.1	0.1	0.1	0.1	0.2	0.1	0.1	0.1	0.1	0.1
Cabo Verde	624	0.1	0.0	0.0	0.0	0.0	0.0	0.0	0.0	0.0	0.0	0.0	0.0
Cameroon	622	3.1	0.8	0.7	0.8	0.8	0.8	2.1	0.6	0.5	0.6	0.5	0.5
Central African Rep.	626	0.1	0.0	0.0	0.0	0.0	0.0	0.1	0.0	0.0	0.0	0.0	0.0
Chad	628	0.3	0.1	0.1	0.1	0.1	0.1	0.4	0.1	0.0	0.1	0.1	0.1
Comoros	632	0.4	0.1	0.1	0.1	0.1	0.1	0.0	0.0	0.0	0.0	0.0	0.0
Congo, Dem. Rep. of	636	3.8	1.1	0.9	1.0	1.0	1.0	4.3	1.4	1.0	1.0	1.0	1.2
Congo, Republic of	634	1.7	0.6	0.4	0.5	0.5	0.4	3.7	0.8	0.7	0.9	1.1	1.0
Côte d'Ivoire	662	5.4	1.5	1.3	1.4	1.3	1.4	3.7	0.9	0.9	1.0	1.0	0.9
Equatorial Guinea	642	0.4	0.1	0.1	0.1	0.1	0.1	2.1	0.5	0.5	0.6	0.6	0.4
Eritrea	643	0.3	0.2	0.1	0.1	0.1	0.1	0.3	0.1	0.1	0.1	0.0	0.1
Ethiopia	644	7.5	2.3	1.9	2.0	1.9	1.8	1.2	0.4	0.3	0.4	0.3	0.2
Gabon	646	1.1	0.6	0.3	0.3	0.3	0.3	2.9	0.7	0.7	0.8	0.6	0.8
Gambia, The	648	0.7	0.2	0.2	0.2	0.2	0.2	0.2	0.0	0.0	0.0	0.1	0.0
Ghana	652	9.8	2.6	2.2	2.8	2.4	2.5	5.1	1.6	1.3	0.9	1.1	1.8
Guinea	656	2.3	0.5	0.5	0.6	0.6	0.6	1.6	0.2	0.3	0.4	0.4	0.5
Guinea-Bissau	654	0.1	0.0	0.0	0.0	0.0	0.0	0.4	0.1	0.0	0.1	0.2	0.1
Kenya	664	13.1	3.8	2.9	3.4	3.3	3.5	3.3	0.8	0.8	0.8	0.8	0.9
Lesotho	666	1.3	0.3	0.3	0.3	0.3	0.4	0.4	0.1	0.1	0.1	0.1	0.1
Liberia	668	2.4	0.5	0.5	0.6	0.7	0.7	0.5	0.1	0.1	0.2	0.2	0.1
Madagascar	674	2.1	0.6	0.5	0.6	0.6	0.5	0.7	0.2	0.2	0.2	0.2	0.2
Malawi	676	1.3	0.3	0.3	0.3	0.4	0.4	0.5	0.2	0.1	0.1	0.1	0.2
Mali	678	2.1	0.5	0.5	0.6	0.5	0.6	2.9	0.8	0.7	0.8	0.7	0.7
Mauritius	684	2.4	0.7	0.5	0.7	0.6	0.6	1.2	0.5	0.4	0.3	0.3	0.3
Mozambique	688	6.3	1.8	1.3	1.5	1.7	1.8	2.7	0.7	0.6	0.6	0.6	0.8
Namibia	728	5.8	1.5	1.1	1.5	1.6	1.6	1.7	0.6	0.4	0.5	0.4	0.5
Niger	692	0.6	0.1	0.1	0.2	0.1	0.1	0.5	0.1	0.1	0.1	0.1	0.1
Nigeria	694	17.5	5.8	3.8	4.8	4.4	4.5	18.7	6.8	4.7	4.8	4.5	4.7
Rwanda	714	0.8	0.2	0.2	0.2	0.2	0.2	0.4	0.1	0.1	0.1	0.1	0.1
Senegal	722	5.6	1.4	1.2	1.6	1.4	1.3	1.7	0.5	0.4	0.4	0.4	0.4
Seychelles	718	0.5	0.2	0.1	0.1	0.1	0.1	0.2	0.0	0.0	0.0	0.0	0.1
Sierra Leone	724	0.8	0.3	0.2	0.2	0.2	0.2	0.4	0.0	0.1	0.1	0.1	0.1
South Africa	199	43.4	11.8	10.2	10.4	11.5	11.4	61.0	13.8	12.8	14.3	15.5	18.4
South Sudan, Rep. of	733	0.1	0.0	0.0	0.0	0.0	0.0	1.5	0.5	0.3	0.4	0.4	0.4
Swaziland	734	1.3	0.4	0.3	0.3	0.4	0.4	1.5	0.4	0.3	0.3	0.4	0.5
Tanzania	738	8.6	3.8	1.8	2.3	2.3	2.2	3.7	1.0	0.8	0.8	0.8	1.3
Togo	742	3.5	1.1	0.9	0.9	0.9	0.8	1.9	0.4	0.5	0.5	0.5	0.5
Uganda	746	3.1	0.7	0.6	0.7	0.7	1.1	1.3	0.3	0.4	0.4	0.3	0.3
Zambia	754	5.1	1.2	1.1	1.2	1.4	1.5	6.7	1.6	1.6	1.8	1.7	1.7
Zimbabwe	698	3.4	0.9	0.8	0.8	0.9	1.0	2.0	0.5	0.7	0.6	0.3	0.3
Africa n.s.	799	0.7	0.1	0.1	0.2	0.3	0.1	0.5	0.1	0.1	0.1	0.1	0.2

Emerging and Developing Economies (200)

In Billions of U.S. Dollars

		Exports (FOB)						Imports (CIF)					
		2016	2015Q4	2016Q1	2016Q2	2016Q3	2016Q4	2016	2015Q4	2016Q1	2016Q2	2016Q3	2016Q4
Western Hemisphere	205	311.7	82.3	68.9	77.7	83.6	81.5	340.5	89.8	73.8	86.3	92.2	88.1
Antigua and Barbuda	311	0.6	0.1	0.2	0.1	0.1	0.2	0.2	0.1	0.1	0.0	0.1	0.1
Argentina	213	30.0	7.5	6.9	7.7	7.8	7.6	41.4	10.8	8.5	9.8	11.9	11.2
Aruba	314	1.0	0.3	0.2	0.2	0.3	0.2	0.2	0.1	0.1	0.1	0.1	0.1
Bahamas, The	313	1.7	0.5	0.3	0.6	0.3	0.5	1.3	0.3	0.2	0.3	0.3	0.5
Barbados	316	0.5	0.1	0.1	0.1	0.1	0.1	0.2	0.1	0.1	0.1	0.0	0.0
Belize	339	0.5	0.1	0.1	0.1	0.1	0.1	0.1	0.0	0.0	0.0	0.0	0.0
Bermuda	319	0.3	0.1	0.1	0.0	0.1	0.0	0.0	0.0	0.0	0.0	0.0	0.0
Bolivia	218	5.1	1.4	1.2	1.3	1.2	1.4	4.7	1.5	1.2	1.1	1.1	1.3
Brazil	223	66.3	17.5	14.3	16.6	18.0	17.4	120.5	31.4	24.5	32.2	34.2	29.6
Chile	228	28.4	7.1	6.1	7.1	7.7	7.4	31.5	8.5	7.7	8.4	7.3	8.0
Colombia	233	18.7	5.0	4.2	4.7	4.8	4.9	14.9	4.1	3.6	3.6	3.8	4.0
Costa Rica	238	5.2	1.3	1.2	1.3	1.4	1.3	4.3	1.2	1.0	1.1	1.1	1.1
Curacao	354	0.3	0.1	0.1	0.1	0.1	0.1	0.3	0.1	0.1	0.1	0.1	0.1
Dominica	321	0.1	0.0	0.0	0.0	0.0	0.0	0.1	0.0	0.0	0.0	0.0	0.0
Dominican Republic	243	5.6	1.4	1.3	1.4	1.5	1.4	1.6	0.4	0.3	0.4	0.4	0.5
Ecuador	248	6.8	1.9	1.5	1.6	1.8	1.9	7.8	2.1	1.8	2.1	1.8	2.1
El Salvador	253	4.1	1.0	1.0	1.0	1.0	1.1	2.5	0.7	0.6	0.6	0.6	0.6
Greenland	326	0.1	0.0	0.0	0.0	0.0	0.1	0.2	0.1	0.0	0.0	0.1	0.1
Grenada	328	0.1	0.0	0.0	0.0	0.0	0.0	0.0	0.0	0.0	0.0	0.0	0.0
Guatemala	258	6.7	1.8	1.5	1.7	1.7	1.7	4.7	1.2	1.1	1.2	1.2	1.2
Guyana	336	0.7	0.2	0.2	0.2	0.2	0.2	0.3	0.1	0.1	0.1	0.1	0.1
Haiti	263	2.1	0.5	0.5	0.5	0.6	0.6	0.1	0.0	0.0	0.0	0.0	0.0
Honduras	268	4.0	1.0	1.0	1.0	1.0	1.0	2.2	0.5	0.5	0.6	0.6	0.6
Jamaica	343	1.8	0.5	0.4	0.4	0.5	0.5	0.3	0.1	0.1	0.1	0.1	0.1
Mexico	273	57.3	14.3	12.4	14.2	15.9	14.8	42.2	10.9	9.3	9.9	11.3	11.7
Netherlands Antilles	353	2.6	0.8	0.5	0.7	0.8	0.7	1.1	0.2	0.3	0.3	0.3	0.3
Nicaragua	278	4.2	1.1	1.0	1.1	1.1	1.0	1.7	0.4	0.4	0.4	0.4	0.4
Panama	283	13.3	4.2	2.9	3.2	3.7	3.6	3.2	1.4	0.7	0.8	0.8	0.9
Paraguay	288	5.5	1.4	1.1	1.3	1.6	1.6	4.8	1.1	0.9	1.2	1.5	1.2
Peru	293	17.1	4.8	3.9	4.2	4.5	4.6	17.0	4.2	3.8	4.2	4.4	4.6
St. Kitts and Nevis	361	0.1	0.0	0.0	0.0	0.0	0.0	0.1	0.0	0.0	0.0	0.0	0.0
St. Lucia	362	0.7	0.3	0.1	0.1	0.2	0.2	0.2	0.0	0.0	0.0	0.0	0.0
St. Vincent & Grens.	364	0.1	0.0	0.0	0.0	0.0	0.0	0.0	0.0	0.0	0.0	0.0	0.0
Suriname	366	0.5	0.2	0.1	0.1	0.1	0.1	0.7	0.2	0.2	0.2	0.2	0.2
Trinidad and Tobago	369	2.4	0.4	0.5	0.6	0.7	0.6	5.5	1.3	1.4	1.3	1.4	1.4
Uruguay	298	7.2	1.8	1.4	1.7	1.9	2.1	6.5	1.6	1.3	1.5	2.0	1.7
Venezuela, Rep. Bol.	299	8.2	3.2	2.0	2.0	2.2	2.0	13.5	3.4	2.7	3.4	4.0	3.4
Western Hem. n.s.	399	1.7	0.4	0.4	0.3	0.5	0.5	4.6	1.7	1.1	1.1	1.2	1.2
Other Countries n.i.e	910	8.2	2.3	1.8	2.0	2.1	2.3	4.0	1.0	0.9	1.0	1.1	1.1
Cuba	928	4.7	1.4	1.1	1.2	1.2	1.2	0.9	0.3	0.2	0.3	0.2	0.2
Korea, Dem. People's Rep.	954	3.5	0.9	0.7	0.9	0.9	1.0	3.2	0.7	0.7	0.7	0.9	0.9
Special Categories	899	16.8	4.4	3.6	4.2	4.6	4.4	142.0	46.5	29.4	34.6	37.2	40.9
Countries & Areas n.s.	898	26.6	7.0	6.0	6.7	6.8	7.1	147.3	40.2	34.8	37.9	35.6	39.1
Memorandum Items													
Africa	605	237.9	67.2	53.7	61.2	61.5	61.4	188.3	49.0	42.7	46.4	47.7	51.5
Middle East	405	381.9	102.1	90.7	99.7	95.0	96.5	364.5	98.2	79.3	92.2	93.4	99.8
European Union	998	1,353.0	349.7	313.9	340.4	345.8	352.8	1,253.8	325.6	292.1	322.7	315.7	323.2
Export earnings: fuel	080	521.9	140.9	116.9	134.8	134.1	136.0	606.1	167.2	133.3	153.8	155.1	163.9
Export earnings: nonfuel	092	5,611.6	1,495.5	1,270.0	1,400.7	1,441.6	1,499.3	5,404.9	1,403.9	1,225.5	1,347.5	1,376.6	1,455.2

Emerging and Developing Asia (505)

In Millions of U.S. Dollars

		Exports (FOB)						Imports (CIF)					
		2016	2015Q4	2016Q1	2016Q2	2016Q3	2016Q4	2016	2015Q4	2016Q1	2016Q2	2016Q3	2016Q4
IFS World		3,305,296.1	909,454.4	747,781.0	827,984.0	861,609.5	895,425.2	2,825,739.1	762,124.1	631,664.9	703,100.3	740,071.5	797,752.1
World	001	3,274,419.6	888,744.6	735,708.9	812,333.0	848,072.4	878,305.3	2,860,497.1	727,134.8	626,659.6	699,453.2	736,303.7	798,080.6
Advanced Economies	110	2,035,369.9	568,174.1	459,723.4	498,379.2	529,929.9	547,337.5	1,524,522.3	385,419.2	339,438.2	374,325.6	388,403.2	422,355.3
Euro Area	163	364,269.4	95,432.4	84,959.2	89,663.4	94,942.2	94,704.6	261,790.2	64,368.1	59,846.0	67,742.7	67,088.9	67,112.6
Austria	122	5,763.0	1,468.4	1,296.9	1,474.1	1,484.7	1,507.2	8,029.8	1,901.4	1,767.4	2,065.3	2,218.2	1,978.9
Belgium	124	27,759.6	6,998.7	6,741.6	6,946.0	7,262.5	6,809.6	17,582.3	4,381.1	4,523.1	4,802.3	4,266.2	3,990.6
Cyprus	423	671.4	200.3	190.9	135.4	199.8	145.3	198.0	61.2	31.6	86.8	32.5	47.1
Estonia	939	1,218.6	298.5	260.7	289.4	314.4	354.1	362.3	82.6	84.7	87.2	107.8	82.6
Finland	172	3,706.3	1,060.1	854.2	960.9	985.2	906.1	5,998.1	1,267.3	1,340.5	1,568.0	1,606.4	1,483.2
France	132	40,215.1	10,707.8	9,353.5	10,211.3	10,526.7	10,123.5	37,309.4	10,033.8	9,025.2	9,817.6	8,982.9	9,483.7
Germany	134	99,104.6	26,086.8	23,373.0	24,426.3	25,790.5	25,514.8	120,459.4	29,330.1	27,056.5	31,036.5	31,347.8	31,018.5
Greece	174	5,405.4	1,380.2	1,418.2	1,346.6	1,322.2	1,318.4	729.1	177.1	153.5	156.0	163.1	256.5
Ireland	178	4,408.3	1,195.6	1,062.8	1,055.1	1,122.7	1,167.8	7,624.0	1,866.9	1,619.4	1,696.0	2,053.6	2,254.9
Italy	136	40,279.2	10,168.3	9,586.9	10,574.1	10,219.5	9,898.8	28,741.8	6,953.4	6,296.1	7,522.1	7,428.4	7,495.2
Latvia	941	1,492.7	334.1	307.8	382.0	395.8	407.1	252.3	51.4	61.4	72.0	57.5	61.5
Lithuania	946	1,530.4	374.6	331.1	370.9	415.9	412.6	558.0	105.2	101.9	123.3	125.2	207.5
Luxembourg	137	1,357.7	760.7	431.9	328.2	314.0	283.5	504.4	117.1	114.8	133.5	132.9	123.1
Malta	181	2,056.6	824.3	444.3	582.9	406.4	623.0	578.1	170.7	129.2	137.3	149.7	161.9
Netherlands	138	84,486.4	22,661.0	19,077.8	19,256.0	22,223.1	23,929.4	16,769.5	4,299.2	4,041.4	4,403.3	4,205.5	4,119.3
Portugal	182	5,431.4	1,074.0	1,274.3	1,382.2	1,429.9	1,345.0	1,961.6	383.1	368.2	457.8	563.2	572.4
Slovak Republic	936	3,669.5	992.9	751.7	831.6	1,053.7	1,032.4	2,582.7	616.8	586.2	689.4	688.0	619.1
Slovenia	961	3,108.1	712.9	763.7	738.5	826.1	779.9	727.1	130.4	156.2	186.1	190.9	193.9
Spain	184	32,605.1	8,133.3	7,437.9	8,371.9	8,649.1	8,146.1	10,760.5	2,439.0	2,388.7	2,701.9	2,707.0	2,962.7
Australia	193	66,895.1	18,579.5	15,811.4	15,901.6	17,727.9	17,454.3	98,431.5	22,515.7	19,435.1	23,519.7	26,428.4	29,048.2
Canada	156	37,317.7	9,430.9	8,163.1	9,232.6	10,012.7	9,909.2	25,702.2	7,102.2	6,583.0	6,567.9	6,004.2	6,547.2
China,P.R.: Hong Kong	532	346,576.2	120,185.2	73,413.4	86,814.5	87,442.5	98,905.8	36,553.8	7,343.8	8,282.4	11,131.2	9,885.0	7,255.1
China,P.R.: Macao	546	3,465.0	1,220.3	724.3	995.4	917.0	828.4	222.3	66.0	53.6	57.4	57.8	53.6
Czech Republic	935	9,978.3	2,751.3	2,319.0	2,463.9	2,499.6	2,695.8	4,276.6	1,056.5	978.4	1,073.5	1,066.0	1,158.8
Denmark	128	7,967.6	2,098.8	1,831.8	1,886.6	2,221.7	2,027.4	6,172.4	1,454.7	1,410.5	1,685.0	1,668.7	1,408.3
Iceland	176	176.1	38.4	26.9	60.8	50.4	38.0	124.0	30.5	16.8	26.8	41.7	38.7
Israel	436	12,819.9	3,125.7	2,965.0	3,248.9	3,448.3	3,157.7	6,691.3	1,660.2	1,595.0	1,683.8	1,761.8	1,650.6
Japan	158	217,133.0	57,774.0	53,593.8	51,410.4	55,218.3	56,910.5	243,387.8	59,675.9	53,987.6	59,807.6	63,286.6	66,305.9
Korea, Republic of	542	131,214.4	37,002.5	29,653.2	32,345.6	33,001.7	36,213.9	236,937.5	65,156.9	53,650.9	57,419.4	59,769.9	66,097.2
New Zealand	196	8,404.9	2,331.8	1,848.0	1,999.1	2,331.4	2,226.3	11,824.1	2,440.7	2,995.4	2,985.1	2,932.6	2,911.0
Norway	142	3,490.3	819.6	861.6	811.6	965.1	852.0	5,206.7	1,567.6	1,279.7	1,305.0	1,072.3	1,549.7
San Marino	135	1.6	0.0	0.0	0.0	1.6	3.2	0.0	0.1	0.4	0.7	1.9
Singapore	576	111,063.1	29,887.6	26,329.4	28,050.0	28,013.8	28,669.9	91,321.7	23,517.7	20,347.4	22,806.3	22,856.0	25,312.0
Sweden	144	9,606.0	2,437.4	2,169.8	2,441.2	2,601.4	2,393.6	9,747.6	2,599.3	2,213.7	2,495.7	2,504.7	2,533.5
Switzerland	146	13,445.3	1,927.4	3,969.8	3,712.4	3,245.9	2,517.2	63,332.1	10,903.9	12,420.8	11,331.6	15,295.3	24,284.4
Taiwan Prov.of China	528	60,674.9	16,719.3	13,456.6	15,604.8	15,006.6	16,606.9	181,787.2	49,668.9	37,987.4	44,303.6	47,948.4	51,547.8
United Kingdom	112	83,665.8	22,729.3	18,477.7	20,418.9	22,783.3	21,985.9	29,508.3	7,447.7	7,054.9	7,415.8	7,642.1	7,395.5
United States	111	547,205.2	143,682.7	119,149.1	131,317.6	147,500.1	149,238.4	211,501.6	56,842.7	49,299.5	50,967.1	51,092.0	60,143.0
Vatican	187	0.2	0.0	0.0	0.0	0.1	0.1	0.1	0.0	0.0	0.0	0.0	0.1
Emerg. & Dev. Economies	200	1,223,400.4	316,794.8	272,808.0	310,035.4	313,929.0	326,627.9	1,183,844.1	293,622.3	255,328.7	288,158.7	307,475.8	332,880.9
Emerg. & Dev. Asia	505	619,939.9	157,910.4	138,626.7	153,716.6	156,168.5	171,428.2	673,571.3	164,694.2	147,562.6	160,731.5	172,775.5	192,501.7
American Samoa	859	46.9	15.7	6.2	13.5	13.6	13.6	4.5	1.6	0.7	1.0	1.4	1.4
Bangladesh	513	24,746.2	6,019.6	5,931.6	6,502.6	5,827.2	6,484.8	2,069.5	454.2	481.3	574.5	513.5	500.3
Bhutan	514	440.3	134.4	93.6	145.9	104.0	96.8	243.1	38.6	37.6	69.4	97.9	38.2
Brunei Darussalam	516	1,368.4	555.7	393.2	370.5	309.3	295.3	1,598.3	502.8	296.8	533.7	318.5	449.3
Cambodia	522	12,292.1	3,109.7	2,838.7	2,956.3	2,937.6	3,559.5	3,001.8	613.6	741.4	787.6	824.2	648.6
China,P.R.: Mainland	924	116,158.6	27,597.7	24,529.8	26,863.6	29,538.0	35,227.2	254,964.1	66,010.7	58,223.0	61,890.0	64,821.7	70,029.4
Fiji	819	655.4	144.8	138.9	174.9	178.6	163.0	178.1	40.8	41.7	42.4	48.6	45.5
F.T. French Polynesia	887	103.8	83.3	20.3	25.7	29.8	27.9	20.9	2.3	2.7	5.0	6.3	6.9
F.T. New Caledonia	839	197.7	70.7	46.0	57.2	46.1	48.4	539.6	107.7	125.4	86.3	160.5	167.4
Guam	829	37.1	8.2	9.2	8.6	9.6	9.8	126.3	28.7	23.5	23.0	32.8	47.1
India	534	89,554.0	22,280.4	20,096.9	22,379.4	24,032.9	23,044.8	43,780.3	10,410.9	10,765.4	10,755.1	10,280.6	11,979.1
Indonesia	536	55,724.6	13,496.5	12,866.1	13,889.5	14,120.6	14,848.3	59,306.5	14,240.4	12,753.9	14,168.9	14,929.7	17,454.0
Kiribati	826	67.3	18.8	11.2	16.5	24.3	15.4	121.6	36.3	19.3	27.4	41.9	33.1
Lao People's Dem.Rep	544	5,608.4	1,660.1	1,400.6	1,408.5	1,288.5	1,510.8	4,113.4	928.9	946.7	1,004.6	977.3	1,184.8
Malaysia	548	65,747.6	16,611.5	14,133.9	16,615.5	16,525.0	18,473.2	89,769.8	23,646.5	19,472.9	22,015.7	23,363.7	24,917.5

Emerging and Developing Asia (505)

In Millions of U.S. Dollars

		Exports (FOB)						Imports (CIF)					
		2016	2015Q4	2016Q1	2016Q2	2016Q3	2016Q4	2016	2015Q4	2016Q1	2016Q2	2016Q3	2016Q4
Maldives	556	892.4	181.3	229.2	230.1	209.3	223.8	131.1	13.7	15.1	34.5	36.9	44.6
Marshall Islands	867	1,027.5	1.0	0.9	1.1	2.2	1,023.2	35.0	0.1	0.9	5.3	10.1	18.7
Micronesia	868	105.7	17.1	17.1	18.6	20.6	49.3	28.4	0.8	1.6	3.0	8.0	15.7
Mongolia	948	1,056.9	324.4	183.5	270.7	342.1	260.6	3,584.2	891.7	783.9	912.5	802.1	1,085.8
Myanmar	518	15,597.5	4,627.1	3,971.0	3,885.3	3,637.3	4,103.9	8,146.8	3,030.6	1,865.7	2,064.1	1,894.0	2,323.0
Nauru	836	20.0	8.1	4.0	5.0	6.3	4.7	0.3	5.8	0.1	0.1	0.1	0.1
Nepal	558	5,651.6	615.8	1,347.0	1,547.0	1,294.4	1,463.2	438.5	89.0	114.9	113.5	112.1	97.9
Palau	565	52.1	20.6	13.1	9.0	17.8	12.2	3.5	0.6	1.5	0.1	0.4	1.5
Papua New Guinea	853	1,510.8	380.8	361.3	365.6	376.5	407.4	2,377.7	691.1	618.5	603.2	525.8	630.2
Philippines	566	50,714.2	12,161.7	11,123.9	13,171.8	12,668.7	13,749.9	24,122.3	6,318.7	5,026.0	5,810.3	6,618.3	6,667.6
Samoa	862	120.8	34.0	27.1	29.2	35.3	29.3	24.1	5.7	5.2	9.7	4.3	4.9
Solomon Islands	813	207.1	58.1	46.9	61.8	49.5	48.9	495.1	146.9	118.3	107.7	117.3	151.8
Sri Lanka	524	9,873.1	2,832.6	2,713.4	2,418.5	2,162.1	2,579.0	1,379.4	330.8	364.5	305.4	353.7	355.7
Thailand	578	68,612.9	17,805.1	16,311.4	17,410.3	17,255.8	17,635.2	86,960.2	21,669.6	19,468.5	20,540.6	22,019.5	24,931.6
Timor-Leste	537	423.4	127.5	89.7	97.9	118.8	117.0	2.6	0.2	0.7	0.6	0.5	0.8
Tonga	866	83.8	23.0	15.7	19.8	26.6	21.7	1.2	0.2	0.3	0.3	0.3	0.4
Tuvalu	869	15.4	7.8	2.5	3.3	5.2	4.4	0.1	0.0	0.0	0.0	0.0	0.0
Vanuatu	846	136.2	43.4	32.0	38.4	34.2	31.5	49.4	9.7	6.4	11.6	15.6	15.8
Vietnam	582	88,047.8	25,798.6	18,394.5	21,917.6	21,912.9	25,822.7	57,262.8	11,371.0	12,200.2	13,328.1	14,587.6	17,146.9
Asia n.s.	598	3,042.6	1,035.5	1,226.2	787.2	1,007.8	21.5	28,690.9	3,054.3	3,038.0	4,896.2	9,250.4	11,506.4
Europe	170	134,351.7	33,457.4	28,458.0	34,055.5	36,409.2	35,429.0	84,206.6	21,373.7	18,752.8	21,610.7	20,858.0	22,985.0
Emerg. & Dev. Europe	903	62,660.3	15,777.3	14,635.1	16,262.9	16,196.3	15,566.0	19,442.0	4,263.1	4,215.0	4,541.1	5,524.7	5,161.2
Albania	914	584.1	140.3	136.6	177.2	140.2	130.1	144.5	34.0	33.2	25.1	37.1	49.0
Bosnia and Herzegovina	963	87.9	25.3	20.7	18.9	26.7	21.5	49.4	12.4	9.3	11.0	15.8	13.3
Bulgaria	918	1,528.6	355.9	316.4	465.4	386.6	360.2	1,142.8	293.2	278.2	270.1	317.2	277.3
Croatia	960	1,274.2	298.0	307.0	354.1	321.0	292.1	318.5	50.7	51.6	47.8	99.1	120.1
Faroe Islands	816	3.6	2.2	1.1	0.9	0.9	0.8	104.6	23.2	27.7	27.2	19.6	30.1
Gibraltar	823	1,219.0	497.8	366.7	407.0	443.8	1.5	0.3	0.2	0.1	0.1	0.1	0.1
Hungary	944	6,871.4	1,676.3	1,546.5	1,736.8	1,786.9	1,801.2	4,260.6	1,025.9	915.1	1,008.1	1,163.5	1,173.9
Macedonia, FYR	962	78.2	36.4	31.1	23.2	18.7	5.1	72.5	29.4	16.4	20.6	18.4	17.1
Montenegro	943	151.9	39.7	43.2	40.9	35.6	32.2	36.7	5.9	2.5	6.9	15.8	11.5
Poland	964	18,859.0	4,682.6	4,240.8	4,537.2	5,051.8	5,029.2	4,517.7	1,041.8	1,047.1	960.8	1,393.1	1,116.8
Romania	968	4,218.3	995.5	917.4	1,109.6	1,098.5	1,092.9	2,962.4	491.6	569.4	748.2	904.6	740.2
Serbia, Republic of	942	506.1	119.6	102.6	130.5	137.3	135.6	309.3	52.9	84.2	77.0	80.6	67.4
Turkey	186	27,274.9	6,901.1	6,602.1	7,261.1	6,748.3	6,663.3	5,521.8	1,199.4	1,179.5	1,338.1	1,459.8	1,544.4
CIS	901	71,421.0	17,614.4	13,758.4	17,728.9	20,149.9	19,783.7	64,680.7	17,090.2	14,518.8	17,049.9	15,310.2	17,801.8
Armenia	911	154.8	45.3	35.6	36.6	44.0	38.5	276.8	73.8	84.6	68.2	45.0	79.1
Azerbaijan, Rep. of	912	488.2	134.8	62.3	147.3	129.0	149.6	981.5	493.6	145.6	206.6	291.4	337.8
Belarus	913	1,163.5	184.3	483.2	209.3	268.9	202.1	1,397.9	420.9	301.5	346.2	350.3	399.9
Georgia	915	998.9	254.5	197.3	294.0	256.5	251.1	595.9	65.5	146.8	153.8	142.2	153.0
Kazakhstan	916	8,659.8	2,066.7	1,323.4	2,249.2	2,444.0	2,643.2	5,194.9	1,543.7	923.8	1,529.0	1,201.1	1,541.0
Kyrgyz Republic	917	5,774.4	1,234.0	1,120.2	1,364.6	1,680.2	1,609.4	74.4	8.8	10.9	14.2	14.9	34.4
Moldova	921	86.4	29.8	20.7	21.3	21.7	22.7	64.2	20.4	15.8	11.1	15.9	21.3
Russian Federation	922	44,316.3	11,103.0	8,489.8	10,775.0	12,716.9	12,334.6	41,972.4	10,966.9	9,028.0	10,953.8	10,071.5	11,919.0
Tajikistan	923	1,742.3	582.9	266.8	534.3	422.7	518.5	70.1	22.5	14.0	14.2	25.3	16.6
Turkmenistan	925	431.9	160.4	114.9	138.6	92.0	86.4	5,592.1	1,668.9	1,956.7	1,367.3	1,118.1	1,150.1
Ukraine	926	5,299.9	1,211.0	1,120.1	1,319.1	1,462.3	1,398.4	6,459.5	1,435.2	1,406.8	1,838.7	1,546.1	1,668.0
Uzbekistan	927	2,304.5	607.7	524.0	639.6	611.6	529.3	2,001.0	370.1	484.4	546.8	488.4	481.6
Europe n.s.	884	270.4	65.8	64.5	63.6	63.0	79.3	84.0	20.4	19.0	19.7	23.2	22.1
Mid East, N Africa, Pak	440	228,512.0	59,046.8	53,672.8	61,863.6	56,471.4	56,504.3	200,356.9	51,427.2	41,971.7	49,380.8	52,333.8	56,670.6
Afghanistan, I.R. of	512	1,101.0	282.9	210.7	270.4	303.0	316.9	855.1	136.8	74.2	51.6	68.5	660.8
Algeria	612	9,293.3	2,156.5	2,057.3	2,429.7	2,478.1	2,328.1	1,211.6	391.6	358.3	403.0	209.5	240.9
Bahrain, Kingdom of	419	1,627.1	594.7	387.4	387.5	427.5	424.6	756.4	192.3	155.3	253.6	173.9	173.7
Djibouti	611	2,906.7	738.8	584.4	791.1	776.4	754.8	3.3	0.2	0.5	0.6	1.3	0.9
Egypt	469	15,621.9	4,232.7	3,930.8	4,196.0	3,961.1	3,534.0	2,222.0	524.0	386.4	578.2	644.5	612.8
Iran, I.R. of	429	20,423.2	5,021.9	4,151.4	5,180.0	5,114.5	5,977.4	23,687.9	4,492.8	3,921.8	5,964.3	6,508.0	7,293.8
Iraq	433	9,161.9	2,361.5	1,828.1	2,393.5	2,465.5	2,474.9	20,694.5	5,241.6	3,785.1	5,449.8	5,728.5	5,731.2
Jordan	439	4,053.9	1,074.3	982.6	1,146.9	938.4	986.0	1,315.9	425.4	293.3	359.3	310.0	353.4
Kuwait	443	5,525.4	1,376.4	1,385.1	1,492.3	1,312.7	1,335.3	13,409.3	3,826.8	3,018.6	3,266.2	3,752.0	3,372.5
Lebanon	446	2,845.4	826.2	658.4	837.3	672.2	677.5	68.3	12.3	15.5	18.5	21.8	12.5

Emerging and Developing Asia (505)

In Millions of U.S. Dollars

		Exports (FOB)						Imports (CIF)					
		2016	2015Q4	2016Q1	2016Q2	2016Q3	2016Q4	2016	2015Q4	2016Q1	2016Q2	2016Q3	2016Q4
Libya	672	1,620.0	452.2	441.6	403.3	419.4	355.7	428.1	55.7	91.5	31.1	129.5	176.0
Mauritania	682	1,122.2	347.7	269.9	331.9	257.3	263.1	758.8	203.7	163.7	172.4	207.6	215.1
Morocco	686	3,996.9	1,009.7	850.8	1,128.8	1,039.7	977.5	1,575.0	528.3	399.2	417.0	386.1	372.7
Oman	449	5,755.6	1,245.9	1,471.6	1,403.2	1,459.0	1,421.8	13,811.5	4,153.5	2,873.5	3,392.8	3,821.0	3,724.2
Pakistan	564	24,159.6	6,477.7	5,572.5	6,516.4	5,792.8	6,277.9	3,990.0	1,117.7	940.9	991.3	957.3	1,100.4
Qatar	453	2,929.3	828.7	725.5	814.2	720.5	669.1	15,876.2	4,406.5	4,071.8	3,256.2	3,870.1	4,678.1
Saudi Arabia	456	30,055.7	8,182.7	7,334.8	8,602.5	7,236.8	6,881.5	55,531.9	14,180.8	11,867.6	13,979.4	14,411.6	15,273.4
Somalia	726	1,048.5	208.4	238.1	282.5	257.2	270.8	29.4	10.9	3.4	10.2	7.2	8.6
Sudan	732	3,190.2	754.2	779.9	958.7	777.4	674.3	666.8	180.6	154.8	158.1	179.3	174.6
Syrian Arab Republic	463	1,269.2	349.0	304.8	330.5	301.1	332.8	43.9	14.0	12.8	5.9	11.9	13.3
Tunisia	744	1,877.1	436.8	478.6	537.0	435.8	425.6	546.2	131.2	148.0	153.9	131.1	113.3
United Arab Emirates	466	76,234.3	19,522.2	18,380.7	20,586.9	18,726.1	18,540.7	42,666.3	11,140.1	9,224.3	10,453.3	10,718.5	12,270.2
West Bank and Gaza	487	74.4	22.0	19.1	20.6	17.3	17.5	0.8	0.2	0.5	0.1	0.2	0.1
Yemen, Republic of	474	2,619.0	543.6	628.4	822.6	581.6	586.5	207.6	60.2	10.9	14.1	84.5	98.1
Sub-Saharan Africa	603	95,708.9	28,144.3	21,063.8	25,112.8	24,931.4	24,600.9	85,413.0	20,191.1	18,737.4	20,108.4	21,774.8	24,792.4
Angola	614	2,317.6	1,024.2	465.2	506.3	644.1	701.9	16,212.9	4,176.4	3,522.0	3,752.5	4,903.0	4,035.3
Benin	638	3,559.2	1,081.8	791.1	1,025.8	917.4	824.9	454.2	96.4	85.6	131.8	160.7	76.1
Botswana	616	300.2	71.8	63.8	66.4	92.2	77.8	1,095.4	126.1	174.6	242.3	269.4	409.1
Burkina Faso	748	308.5	69.6	76.1	72.2	76.8	83.3	366.6	118.8	77.9	57.8	93.9	137.1
Burundi	618	76.9	16.2	15.7	21.9	23.3	16.0	4.0	0.1	0.3	1.5	0.8	1.3
Cabo Verde	624	59.2	12.3	9.9	17.0	17.1	15.1	2.1	0.6	0.6	0.4	0.5	0.5
Cameroon	622	2,068.3	540.5	454.9	555.5	528.7	529.2	1,236.7	356.3	245.3	343.2	329.1	319.2
Central African Rep.	626	39.5	11.2	11.6	6.8	13.4	7.7	37.2	6.7	6.3	10.8	8.7	11.3
Chad	628	137.9	38.5	28.4	32.5	38.1	38.9	315.3	119.5	16.6	116.0	125.4	57.3
Comoros	632	88.5	25.5	17.1	33.7	17.3	20.4	23.9	9.3	4.4	2.0	2.1	15.3
Congo, Dem. Rep. of	636	1,298.3	425.1	332.7	356.6	332.8	276.2	2,255.0	705.5	597.3	579.1	501.5	577.1
Congo, Republic of	634	1,083.3	340.4	234.2	302.0	296.6	250.5	2,809.7	603.4	491.2	703.6	911.6	703.4
Côte d'Ivoire	662	2,620.2	718.5	611.8	701.5	637.7	669.2	1,403.4	294.3	282.6	396.6	435.9	288.2
Equatorial Guinea	642	179.2	68.8	45.7	50.2	46.2	37.0	1,569.3	322.0	355.5	490.0	483.4	240.5
Eritrea	643	80.7	70.0	13.6	36.7	15.0	15.3	230.9	77.0	75.1	77.9	27.3	50.6
Ethiopia	644	4,307.8	1,322.6	1,068.9	1,144.1	1,062.8	1,032.1	531.3	62.4	138.4	193.8	131.8	67.2
Gabon	646	579.2	396.6	140.1	150.0	148.1	141.0	1,683.4	358.6	361.6	477.7	331.9	512.2
Gambia, The	648	460.0	116.0	114.6	117.4	123.5	104.5	149.6	17.1	16.4	31.0	60.6	41.6
Ghana	652	6,381.0	1,770.2	1,346.6	1,798.5	1,609.6	1,626.3	3,063.0	1,108.5	792.0	406.1	575.5	1,289.4
Guinea	656	1,662.2	375.2	360.3	463.3	444.9	393.6	981.7	104.9	172.3	240.5	240.2	328.7
Guinea-Bissau	654	54.1	16.6	11.8	12.4	12.3	17.7	250.6	74.3	8.0	8.4	151.8	82.5
Kenya	664	8,770.3	2,537.0	1,892.7	2,296.0	2,223.5	2,358.1	286.8	67.9	72.1	70.9	70.5	73.3
Lesotho	666	103.9	23.8	20.5	32.6	26.3	24.4	33.6	2.3	5.8	9.1	6.7	12.0
Liberia	668	1,969.8	365.4	412.2	379.9	615.3	562.4	81.9	31.0	14.4	23.2	26.2	18.1
Madagascar	674	1,307.4	364.2	274.6	363.0	344.6	325.2	365.5	81.3	95.9	96.6	82.4	90.6
Malawi	676	456.9	117.3	97.5	103.9	130.2	125.2	118.7	55.5	29.0	27.2	22.7	39.8
Mali	678	505.9	103.3	130.8	129.6	120.8	124.7	455.6	132.3	142.2	134.1	123.1	56.2
Mauritius	684	1,682.4	494.8	365.7	518.3	394.6	403.7	156.7	42.8	36.1	36.5	41.1	42.9
Mozambique	688	2,661.8	906.7	519.4	636.6	786.7	719.1	935.9	246.0	223.8	191.3	189.9	330.9
Namibia	728	361.9	119.1	71.3	98.3	86.1	106.2	233.0	86.7	36.6	64.5	32.2	99.6
Niger	692	219.3	57.5	50.6	66.1	55.4	47.2	126.7	24.6	60.9	29.9	21.3	14.6
Nigeria	694	13,453.4	4,656.3	2,934.6	3,746.3	3,371.4	3,401.0	9,743.6	2,953.8	2,255.1	2,382.6	2,286.8	2,819.1
Rwanda	714	212.8	70.4	44.5	63.7	55.5	49.2	89.9	21.3	18.7	26.3	24.5	20.5
São Tomé & Príncipe	716	8.8	4.1	1.6	2.8	1.9	2.4	0.2	0.1	0.0	0.1	0.1	0.1
Senegal	722	3,165.3	827.6	659.7	961.7	832.0	711.9	531.4	61.3	125.7	151.0	152.5	102.3
Seychelles	718	150.6	62.8	35.1	28.1	41.5	46.0	50.4	5.3	4.0	9.4	7.7	29.2
Sierra Leone	724	416.4	122.3	102.0	113.1	100.1	101.2	262.1	10.0	47.4	70.5	83.8	60.5
South Africa	199	20,983.7	5,506.4	4,650.0	5,152.1	5,618.2	5,563.3	29,707.8	5,754.1	6,211.7	6,508.2	7,234.6	9,753.3
South Sudan, Rep. of	733	45.8	14.3	20.8	13.7	5.7	5.6	1,448.9	455.6	313.7	382.4	351.6	401.1
Swaziland	734	88.4	19.2	21.8	17.3	22.9	26.4	56.1	24.5	13.9	14.2	9.5	18.4
Tanzania	738	6,073.0	1,712.9	1,222.3	1,627.7	1,668.1	1,554.9	1,562.4	464.2	379.8	192.7	316.6	673.4
Togo	742	2,609.9	822.7	714.1	669.3	685.2	541.4	296.7	77.3	51.1	113.3	76.9	55.5
Uganda	746	1,394.9	323.0	267.0	285.4	287.9	554.6	156.7	40.3	33.1	48.4	41.8	33.5
Zambia	754	792.2	187.7	189.3	179.0	223.3	200.7	3,108.2	694.9	801.2	902.2	751.9	652.8
Zimbabwe	698	546.0	204.0	144.1	122.5	129.2	150.2	884.0	85.7	340.9	360.3	75.3	107.4

Emerging and Developing Asia (505)

In Millions of U.S. Dollars

		Exports (FOB)						Imports (CIF)					
		2016	2015Q4	2016Q1	2016Q2	2016Q3	2016Q4	2016	2015Q4	2016Q1	2016Q2	2016Q3	2016Q4
Africa n.s.	799	66.2	9.9	7.4	34.8	7.0	17.0	44.3	34.3	0.2	0.5	0.3	43.3
Western Hemisphere	205	144,887.9	38,235.9	30,986.8	35,287.0	39,948.6	38,665.5	140,296.2	35,936.0	28,304.1	36,327.3	39,733.6	35,931.2
Anguilla	312	0.7	0.1	0.1	0.1	0.2	0.3	1.3	0.4	0.2	0.2	0.4	0.6
Antigua and Barbuda	311	173.1	32.2	56.5	41.3	24.8	50.5	3.1	0.2	0.4	0.7	0.9	1.0
Argentina	213	9,634.1	2,797.4	2,253.8	2,427.7	2,508.9	2,443.7	13,548.1	3,485.3	2,394.2	2,837.6	4,684.2	3,632.1
Aruba	314	37.0	21.4	7.2	10.1	9.4	10.3	4.7	0.0	0.1	1.2	3.3	0.1
Bahamas, The	313	418.0	83.5	37.3	240.1	49.2	91.4	313.8	95.2	3.5	12.6	36.7	260.9
Barbados	316	107.4	18.1	23.8	28.5	28.1	26.9	19.9	7.2	4.7	6.7	3.2	5.3
Belize	339	129.0	34.6	24.7	41.8	32.0	30.5	7.2	2.8	2.0	1.4	1.5	2.2
Bermuda	319	239.6	116.7	98.2	6.8	103.4	31.2	1.8	0.3	0.4	0.4	0.5	0.5
Bolivia	218	754.8	182.1	168.1	180.0	191.1	215.8	476.5	180.7	116.6	81.4	87.8	190.7
Brazil	223	29,372.3	7,102.9	5,966.6	6,832.9	8,213.6	8,359.2	59,024.6	14,714.2	10,811.0	17,059.6	17,786.7	13,367.3
Chile	228	15,319.2	3,938.1	3,200.8	3,749.7	4,163.8	4,205.0	20,485.2	5,348.7	5,196.6	5,406.9	4,515.6	5,366.2
Colombia	233	8,339.7	2,255.9	1,791.9	2,155.9	2,245.4	2,146.5	3,126.5	1,036.3	877.4	745.7	736.2	767.3
Costa Rica	238	2,023.1	497.9	415.0	491.4	608.5	508.2	841.7	208.4	159.9	199.6	246.1	236.2
Curacao	354	125.3	30.1	28.4	26.5	30.6	39.8	4.0	0.0	0.2	0.9	1.4	1.6
Dominica	321	47.0	15.4	13.5	12.2	11.6	9.7	3.4	0.4	0.6	0.7	0.4	1.7
Dominican Republic	243	2,077.5	537.2	419.7	516.9	586.6	554.2	810.2	207.2	143.9	223.4	181.8	261.0
Ecuador	248	2,744.1	764.2	562.5	624.4	722.0	835.2	1,321.9	376.3	246.6	410.3	290.7	374.3
El Salvador	253	941.3	249.2	194.5	230.4	257.1	259.3	67.5	9.9	12.3	16.4	16.1	22.7
Falkland Islands	323	0.0	0.0	0.0	0.8	0.0	0.8	0.0	0.0	0.0
Greenland	326	1.1	3.2	0.7	0.0	0.3	0.1	105.6	31.9	22.9	20.2	23.3	39.3
Grenada	328	24.2	7.7	3.8	6.9	7.0	6.6	0.2	0.2	0.0	0.0	0.1	0.1
Guatemala	258	2,362.6	641.4	491.4	591.8	638.7	640.6	200.5	36.4	44.3	68.0	41.6	46.6
Guyana	336	240.5	57.6	47.7	65.8	67.3	59.7	47.8	11.0	11.4	10.2	11.0	15.3
Haiti	263	689.5	176.1	134.5	181.5	183.6	190.0	16.7	4.5	4.5	4.7	4.0	3.5
Honduras	268	1,008.5	257.5	237.4	254.3	265.4	251.4	67.1	13.1	17.3	22.8	13.2	13.7
Jamaica	343	676.1	210.7	139.4	189.5	177.7	169.5	28.0	3.8	4.0	3.1	3.8	17.2
Mexico	273	43,832.8	11,042.7	9,443.2	10,698.7	12,334.3	11,356.5	14,497.7	3,786.8	2,963.9	3,112.3	3,933.2	4,488.1
Montserrat	351	0.1	0.1	0.1	0.0	0.0	0.0	0.0	0.0
Netherlands Antilles	353	114.6	49.3	25.3	30.2	37.0	22.0	113.8	16.4	49.0	34.0	29.3	1.6
Nicaragua	278	877.6	255.1	246.4	223.3	230.7	177.1	28.7	7.0	6.0	8.5	7.5	6.7
Panama	283	7,430.3	2,342.6	1,586.7	1,780.1	2,126.4	1,937.1	257.4	247.5	30.2	76.6	57.4	93.1
Paraguay	288	1,380.6	327.4	236.1	332.5	422.5	389.6	456.0	106.6	99.1	73.5	162.9	120.6
Peru	293	7,743.8	2,106.2	1,682.1	1,904.0	2,052.7	2,105.0	10,711.3	2,597.7	2,463.9	2,531.3	2,604.3	3,111.8
St. Kitts and Nevis	361	9.5	4.8	1.5	2.1	3.4	2.5	68.2	0.5	16.1	17.2	16.8	18.1
St. Lucia	362	22.4	10.0	6.3	5.3	4.9	5.9	4.9	1.1	1.2	1.3	1.1	1.2
St. Vincent & Grens.	364	20.5	6.5	2.8	5.3	8.5	4.0	2.3	0.5	0.4	0.2	0.1	1.6
Suriname	366	184.4	74.2	40.4	51.0	42.8	50.2	69.0	14.7	15.5	14.2	15.2	24.0
Trinidad and Tobago	369	619.0	153.1	168.4	137.4	175.3	137.9	370.1	27.9	149.6	66.5	57.4	96.5
Uruguay	298	2,074.6	520.7	396.4	521.8	564.0	592.5	2,325.9	550.9	416.6	462.7	834.2	612.4
Venezuela, Rep. Bol.	299	2,773.2	1,257.4	782.3	657.5	699.8	633.7	10,753.0	2,791.1	2,004.0	2,765.8	3,293.7	2,689.6
Western Hem. n.s.	399	318.8	54.6	51.6	31.3	120.1	115.8	109.9	12.6	12.8	28.6	30.0	38.5
Other Countries n.i.e	910	5,221.9	1,466.9	1,144.7	1,337.9	1,316.1	1,423.2	3,164.9	684.3	673.6	739.9	877.3	874.1
Cuba	928	1,867.7	570.5	484.9	497.1	463.7	421.9	286.5	69.4	51.5	115.6	74.2	45.1
Korea, Dem. People's Rep.	954	3,354.2	896.4	659.8	840.8	852.4	1,001.3	2,878.4	614.9	622.1	624.2	803.1	829.0
Special Categories	899	7,485.1	1,382.6	1,498.8	1,667.4	2,300.7	2,018.1	132,864.1	43,661.7	27,117.3	32,200.7	34,960.0	38,586.1
Countries & Areas n.s.	898	2,942.3	926.2	533.9	913.0	596.8	898.6	16,101.8	3,747.4	4,101.8	4,028.3	4,587.4	3,384.2
Memorandum Items													
Africa	605	119,098.1	33,782.1	26,302.2	31,558.8	30,947.6	30,289.5	88,755.3	21,182.1	19,651.6	21,041.0	22,545.3	25,517.4
Middle East	405	179,816.4	46,634.2	42,630.4	48,617.2	44,353.6	44,215.3	190,720.6	48,726.1	39,728.8	47,022.8	50,185.8	53,783.2
European Union	998	508,238.6	133,457.6	117,085.6	125,077.1	133,692.9	132,383.0	324,697.2	79,829.6	74,364.7	83,447.7	83,847.9	83,037.0
Export earnings: fuel	080	253,960.2	67,586.1	56,607.6	66,850.4	65,335.5	65,166.6	293,454.2	76,719.6	62,440.0	73,429.2	76,267.7	81,317.3
Export earnings: nonfuel	092	3,020,459.4	821,158.5	679,101.3	745,482.6	782,736.9	813,138.6	2,567,042.9	650,415.3	564,219.6	626,024.0	660,036.0	716,763.3

Europe (170)

In Millions of U.S. Dollars

		Exports (FOB)						Imports (CIF)					
		2016	2015Q4	2016Q1	2016Q2	2016Q3	2016Q4	2016	2015Q4	2016Q1	2016Q2	2016Q3	2016Q4
IFS World		1,091,550.0	281,450.1	245,849.3	270,471.7	264,846.7	290,306.3	1,110,046.8	281,222.2	248,171.0	279,668.7	279,361.7	294,927.8
World	001	992,627.3	259,893.4	228,243.5	251,618.7	245,905.7	266,859.4	987,425.6	252,995.8	222,678.4	252,236.5	251,162.4	261,348.3
Advanced Economies	110	608,480.3	157,249.1	143,987.3	154,375.1	149,523.8	160,594.1	564,865.8	142,651.6	128,606.2	146,792.3	141,933.4	147,533.9
Euro Area	163	425,445.3	109,130.9	101,097.5	109,492.4	103,424.3	111,431.0	399,416.1	101,422.5	92,322.7	103,386.1	100,619.3	103,088.0
Austria	122	15,241.7	3,941.6	3,608.0	3,846.9	3,796.1	3,990.7	21,022.7	5,711.6	4,977.9	5,496.4	5,285.7	5,262.7
Belgium	124	18,125.4	4,373.5	4,388.4	4,624.4	4,350.9	4,761.7	19,549.5	4,545.7	4,544.9	5,077.1	4,963.5	4,964.0
Cyprus	423	775.7	208.0	206.9	204.1	157.0	207.7	410.0	123.1	102.0	92.2	97.9	118.0
Estonia	939	3,902.7	885.2	955.6	1,095.0	910.0	942.1	1,434.0	344.7	312.8	391.9	385.4	344.0
Finland	172	9,831.6	2,381.7	2,015.6	2,346.0	2,288.1	3,181.9	6,156.5	1,667.6	1,403.3	1,646.6	1,570.5	1,536.1
France	132	36,807.9	9,571.5	8,959.3	9,402.9	8,776.0	9,669.7	39,243.6	8,821.4	9,041.9	9,492.1	9,868.2	10,841.5
Germany	134	147,208.6	36,376.6	35,524.4	36,980.2	36,932.1	37,771.9	158,711.3	40,114.2	36,744.8	41,379.5	40,285.8	40,301.2
Greece	174	9,704.2	2,521.2	2,198.4	2,418.9	2,361.8	2,725.2	6,687.7	1,812.1	1,494.3	1,673.3	1,714.9	1,805.3
Ireland	178	2,049.9	580.5	564.2	529.2	414.7	541.8	5,332.7	1,321.8	1,284.1	1,322.3	1,529.6	1,196.8
Italy	136	62,769.8	16,179.5	14,330.4	17,006.0	15,043.4	16,390.1	55,920.8	15,052.7	12,817.9	15,155.1	13,781.1	14,166.7
Latvia	941	6,863.0	1,900.6	1,892.6	2,009.0	1,583.3	1,378.1	1,636.8	380.3	346.6	425.0	466.8	398.4
Lithuania	946	7,655.7	2,002.1	1,757.8	1,774.2	1,824.7	2,299.0	3,666.9	1,004.9	822.3	867.6	958.1	1,018.9
Luxembourg	137	563.6	197.5	152.6	138.6	136.2	136.3	1,126.5	260.8	258.6	290.1	300.8	277.0
Malta	181	3,038.5	716.4	541.3	901.9	761.3	834.0	257.8	59.7	68.2	78.4	42.1	69.2
Netherlands	138	53,864.5	15,205.7	12,764.6	14,012.7	12,678.0	14,409.1	30,087.0	7,800.6	7,134.8	7,758.6	7,311.3	7,882.3
Portugal	182	3,617.9	868.6	782.2	964.2	975.0	896.5	2,707.5	654.3	603.0	632.1	734.7	737.7
Slovak Republic	936	15,575.9	4,099.9	3,672.3	3,988.1	3,776.0	4,139.5	16,532.4	4,367.1	3,695.7	4,156.6	4,109.7	4,570.4
Slovenia	961	6,271.0	1,497.4	1,407.3	1,682.6	1,562.4	1,618.7	8,254.5	2,047.1	1,921.5	2,141.3	2,100.1	2,091.5
Spain	184	21,577.7	5,623.4	5,375.7	5,567.7	5,097.4	5,537.0	20,677.8	5,332.9	4,748.1	5,310.1	5,113.3	5,506.4
Australia	193	1,720.9	409.2	480.4	403.5	418.4	418.6	1,731.7	484.0	322.8	338.2	373.2	697.5
Canada	156	3,684.5	839.6	815.2	981.5	875.8	1,012.0	4,451.7	845.2	651.0	1,871.1	1,069.0	860.6
China,P.R.: Hong Kong	532	2,091.8	530.0	446.3	538.6	561.1	545.8	657.9	187.1	130.4	140.2	195.8	191.5
China,P.R.: Macao	546	9.0	2.4	4.3	2.6	1.3	0.9	12.7	2.2	2.0	3.5	4.8	2.3
Czech Republic	935	25,059.0	6,390.7	5,998.8	6,453.1	6,130.0	6,477.0	23,288.9	5,689.4	5,197.4	6,087.6	5,739.9	6,264.0
Denmark	128	7,338.7	1,875.6	1,793.4	1,933.1	1,788.5	1,823.8	6,420.7	1,611.5	1,536.8	1,670.7	1,623.7	1,589.6
Iceland	176	281.8	57.4	46.8	74.3	52.5	108.2	378.0	96.1	89.3	59.2	60.1	169.4
Israel	436	7,250.8	1,774.8	1,503.4	1,897.5	1,729.1	2,120.7	3,139.6	799.0	763.4	852.5	694.6	829.0
Japan	158	12,257.8	4,252.4	3,121.2	2,702.8	2,951.5	3,482.2	16,545.7	3,970.6	3,469.9	4,259.2	4,499.4	4,317.2
Korea, Republic of	542	13,232.0	4,260.1	3,084.9	2,587.8	3,659.5	3,899.8	19,165.8	4,738.2	4,159.3	4,726.5	5,031.3	5,248.7
New Zealand	196	436.6	109.3	56.2	106.7	112.2	161.5	317.8	78.6	81.9	87.8	79.0	69.1
Norway	142	4,487.9	1,308.4	931.6	1,283.9	1,044.0	1,228.5	3,368.5	1,151.6	583.7	653.1	887.1	1,244.6
San Marino	135	61.0	9.9	19.5	20.0	12.6	9.0	30.9	7.3	6.7	6.6	4.9	12.6
Singapore	576	3,401.4	967.2	672.9	811.7	889.0	1,027.8	2,001.0	624.5	560.4	467.9	421.3	551.4
Sweden	144	11,800.1	2,772.0	2,776.0	2,925.1	3,048.0	3,051.1	10,951.1	2,938.7	2,634.9	2,795.8	2,773.6	2,746.7
Switzerland	146	15,715.8	4,331.0	3,876.9	3,400.5	4,425.8	4,012.6	8,765.5	1,992.7	1,764.5	1,937.9	2,072.9	2,990.2
Taiwan Prov.of China	528	3,139.4	741.5	719.4	767.7	891.3	761.0	5,571.1	1,508.1	1,300.8	1,349.4	1,430.7	1,490.2
United Kingdom	112	42,772.8	10,557.6	10,584.5	10,974.0	10,495.8	10,718.5	22,322.2	5,947.2	5,074.0	5,665.4	5,620.1	5,962.6
United States	111	28,293.3	6,929.3	5,958.1	7,018.1	7,013.1	8,304.0	36,328.9	8,557.2	7,954.2	10,433.4	8,732.8	9,208.5
Vatican	187	0.2	0.0	0.0	0.1	0.0	0.0	0.0	0.0	0.0	0.0	0.0	0.0
Emerg. & Dev. Economies	200	379,919.2	101,381.4	83,174.8	96,203.3	95,412.5	105,128.6	412,696.5	107,410.0	91,536.9	102,959.9	106,927.3	111,272.4
Emerg. & Dev. Asia	505	71,844.0	19,183.0	15,696.7	18,147.4	17,807.2	20,192.8	148,035.4	37,283.2	33,383.1	34,804.9	40,466.7	39,380.7
American Samoa	859	1.6	0.1	0.1	0.4	0.1	1.1	0.3	0.4	0.1	0.0	0.0	0.1
Bangladesh	513	2,056.1	630.3	257.9	378.5	583.6	836.1	2,178.1	439.2	544.4	528.3	609.6	495.9
Bhutan	514	0.4	0.0	0.1	0.1	0.0	0.1	0.2	0.1	0.0	0.2	0.0	0.0
Brunei Darussalam	516	16.7	1.7	3.4	4.9	2.8	5.6	0.5	0.0	0.0	0.0	0.4	0.0
Cambodia	522	34.9	10.1	13.3	7.1	6.3	8.2	365.8	73.5	75.4	128.3	94.5	67.6
China,P.R.: Mainland	924	48,379.2	12,914.4	11,242.5	12,472.5	11,331.4	13,332.8	110,773.2	28,120.6	24,568.5	25,613.2	30,927.5	29,664.0
Fiji	819	2.3	0.6	0.4	0.5	1.1	0.3	0.2	14.1	0.1	0.0	0.0	0.0
F.T. French Polynesia	887	8.6	1.1	1.8	1.6	2.9	2.2	27.0	6.8	5.4	7.5	7.1	7.0
F.T. New Caledonia	839	18.7	4.8	4.9	4.9	4.1	4.8	0.1	0.0	0.0	0.0	0.0	0.0
Guam	829	1.2	1.1	0.3	0.3	0.2	0.4	0.0	0.0	0.0	0.0	0.0	0.0
India	534	10,054.4	2,495.6	1,923.3	2,481.4	2,489.9	3,159.9	13,407.5	3,276.2	3,419.2	3,572.0	3,404.3	3,012.0
Indonesia	536	1,907.2	542.6	443.8	475.6	509.6	478.1	4,784.0	1,066.6	1,206.5	993.0	1,087.4	1,497.0
Kiribati	826	0.1	0.0	0.0	0.0	0.0	0.0	0.1	0.0	0.0	0.0	0.0	0.0
Lao People's Dem.Rep	544	21.0	8.1	5.1	9.4	3.3	3.2	34.1	0.7	0.8	0.8	30.9	1.6
Malaysia	548	1,965.8	310.7	376.2	496.3	453.8	639.5	4,597.8	1,279.8	1,024.9	1,075.5	1,178.0	1,319.5

Europe (170)

In Millions of U.S. Dollars

		Exports (FOB)						Imports (CIF)					
		2016	2015Q4	2016Q1	2016Q2	2016Q3	2016Q4	2016	2015Q4	2016Q1	2016Q2	2016Q3	2016Q4
Maldives	556	48.1	9.3	8.5	15.9	10.1	13.6	0.9	0.1	0.6	0.1	0.1	0.2
Marshall Islands	867	982.8	46.7	139.6	232.5	440.0	170.7	11.6	48.9	1.4	0.0	0.0	10.2
Mongolia	948	1,036.2	356.8	216.3	283.6	284.1	252.2	47.0	10.2	8.1	11.2	14.0	13.7
Myanmar	518	265.3	76.6	104.5	45.6	46.4	68.8	46.4	10.8	11.7	8.4	13.3	12.9
Nauru	836	0.0	0.0	0.1	0.1	0.0	0.0	0.0	0.1
Nepal	558	35.8	13.3	9.0	12.3	7.5	6.9	33.0	4.0	5.1	9.7	9.8	8.4
Palau	565	0.1	0.0	0.0	0.0	0.0	0.1	0.0	0.0	0.0	0.0	0.0	0.0
Papua New Guinea	853	34.7	1.7	9.9	8.3	15.6	1.0	4.4	0.8	0.5	0.8	1.5	1.6
Philippines	566	564.4	109.6	73.8	145.5	174.3	170.9	868.7	253.5	189.6	196.6	225.0	257.5
Samoa	862	1.0	0.1	0.1	0.7	0.2	0.1	0.0	0.0	0.0	0.0	0.0
Solomon Islands	813	0.1	0.0	0.0	0.0	0.0	0.0	0.1	0.0	0.0	0.1	0.0	0.0
Sri Lanka	524	269.6	84.8	62.0	45.7	65.8	96.2	529.8	131.8	119.8	127.1	144.0	139.0
Thailand	578	1,762.3	443.6	307.3	387.2	690.2	377.6	4,284.1	1,196.7	893.4	1,041.1	1,072.2	1,277.4
Timor-Leste	537	0.3	0.1	0.1	0.0	0.1	0.0	0.0	0.0	0.0	0.0	0.0	0.0
Tonga	866	0.2	0.1	0.0	0.0	0.1	0.1	0.0	0.0	0.0
Tuvalu	869	0.3	0.2	0.1	0.0	0.2	0.0	0.3	0.0	0.1	0.1	0.1	0.1
Vanuatu	846	7.1	1.1	0.2	1.6	5.1	0.2	15.5	12.0	0.0	5.7	7.3	2.5
Vietnam	582	2,176.3	1,052.5	451.7	584.6	611.9	528.1	5,876.3	1,304.7	1,283.5	1,451.1	1,610.3	1,531.3
Asia n.s.	598	191.2	65.2	40.5	50.1	66.6	34.0	148.1	31.5	23.8	34.0	29.3	61.0
Europe	170	219,210.6	58,589.5	47,253.8	55,541.4	55,565.3	60,850.2	216,151.4	58,351.8	47,541.9	55,586.5	54,504.3	58,518.8
Emerg. & Dev. Europe	903	117,927.9	29,934.5	26,246.8	29,987.2	29,703.5	31,990.5	95,659.5	24,283.6	21,586.2	24,415.3	23,958.3	25,699.7
Albania	914	969.1	245.8	208.4	239.5	232.0	289.3	392.1	93.3	77.8	108.5	95.8	110.0
Bosnia and Herzegovina	963	3,705.9	919.5	808.9	968.5	976.9	951.5	1,969.9	453.3	403.0	496.2	524.5	546.1
Bulgaria	918	10,744.9	2,485.2	2,241.1	2,681.7	2,860.2	2,961.9	7,522.7	1,812.6	1,723.5	1,951.0	1,935.5	1,912.7
Croatia	960	4,662.7	1,143.3	1,061.3	1,239.6	1,175.0	1,186.7	3,168.8	840.3	630.7	788.8	859.6	889.7
Faroe Islands	816	79.7	36.5	32.2	41.6	2.4	3.6	375.5	115.7	97.8	63.1	66.1	148.5
Gibraltar	823	568.2	93.3	95.5	139.4	196.3	137.0	62.0	9.3	17.3	30.0	13.0	1.6
Hungary	944	14,912.4	3,768.3	3,377.9	3,912.7	3,792.5	3,829.3	17,488.6	4,510.2	4,073.7	4,414.7	4,423.4	4,576.8
Kosovo	967	1,461.2	357.7	330.1	379.2	369.7	382.3	110.8	29.9	24.2	29.2	28.5	29.0
Macedonia, FYR	962	2,302.1	560.0	504.0	623.6	568.8	605.8	2,136.0	547.6	501.1	544.7	550.7	539.5
Montenegro	943	1,295.1	284.0	264.6	362.8	354.1	313.6	238.4	51.3	56.2	58.5	50.3	73.3
Poland	964	23,261.3	5,448.1	4,928.2	5,720.6	5,870.2	6,742.4	24,196.9	5,931.1	5,273.7	6,212.3	6,062.8	6,648.0
Romania	968	19,344.4	4,674.4	4,280.5	4,895.3	4,969.3	5,199.3	12,475.5	3,017.9	2,918.1	3,121.6	3,166.3	3,269.5
Serbia, Republic of	942	6,619.7	1,778.6	1,508.4	1,718.4	1,640.6	1,752.3	6,154.5	1,440.7	1,320.7	1,589.9	1,633.9	1,610.0
Turkey	186	27,996.2	8,138.4	6,605.0	7,063.0	6,694.2	7,634.0	19,333.0	5,422.3	4,462.1	4,997.8	4,536.2	5,336.9
CIS	901	100,369.4	28,395.3	20,815.7	25,311.3	25,649.4	28,593.0	120,240.1	34,046.3	25,927.5	31,135.6	30,396.3	32,780.6
Armenia	911	1,303.3	396.2	289.4	260.0	352.7	401.1	693.6	147.0	190.3	153.4	165.8	184.1
Azerbaijan, Rep. of	912	3,501.7	1,242.7	552.9	895.3	967.5	1,086.1	1,804.1	519.3	288.9	538.1	442.9	534.2
Belarus	913	17,421.3	4,613.9	3,867.8	4,584.1	4,060.5	4,908.8	14,031.4	3,240.8	2,817.4	3,637.7	3,829.9	3,746.4
Georgia	915	3,461.8	882.8	666.3	899.8	937.1	958.6	982.3	318.0	223.1	263.3	258.3	237.7
Kazakhstan	916	12,265.8	3,387.5	2,397.5	3,055.5	3,210.8	3,602.1	9,006.0	2,445.5	1,864.5	2,260.6	2,277.5	2,603.4
Kyrgyz Republic	917	1,962.6	587.8	437.2	477.3	498.1	550.1	676.1	135.7	124.2	147.5	190.3	214.1
Moldova	921	2,910.0	731.0	687.2	693.4	722.6	806.8	1,323.8	362.9	285.7	338.1	308.5	391.6
Russian Federation	922	32,309.1	8,688.3	6,507.6	8,307.2	8,416.2	9,078.0	73,608.9	21,741.1	16,518.7	18,840.9	18,268.4	19,980.9
Tajikistan	923	1,426.7	405.3	262.6	355.8	367.6	440.7	431.8	114.9	91.3	115.6	103.1	121.7
Turkmenistan	925	2,173.1	837.7	593.5	680.5	483.2	415.9	1,199.3	205.0	222.8	499.8	229.5	247.2
Ukraine	926	17,629.9	5,555.1	3,653.4	4,077.9	4,653.9	5,244.6	14,091.2	4,224.3	2,838.2	3,669.4	3,703.6	3,880.0
Uzbekistan	927	4,004.1	1,067.1	900.2	1,024.5	979.3	1,100.2	2,391.6	591.9	462.4	671.3	618.7	639.2
Europe n.s.	884	913.3	259.7	191.3	242.9	212.4	266.8	251.8	21.9	28.1	35.6	149.6	38.5
Mid East, N Africa, Pak	440	68,914.4	18,331.1	15,802.0	17,375.0	16,874.1	18,863.2	23,955.8	5,431.0	5,114.2	6,010.6	5,860.2	6,970.8
Afghanistan, I.R. of	512	1,471.0	468.0	324.0	381.2	364.6	401.2	72.4	22.6	13.0	21.8	20.0	17.6
Algeria	612	6,310.4	1,988.8	1,144.0	1,458.3	2,030.0	1,678.0	523.1	253.7	110.1	112.0	136.7	164.3
Bahrain, Kingdom of	419	293.4	82.5	57.4	64.1	95.1	76.9	144.3	23.1	41.4	32.6	28.8	41.4
Djibouti	611	209.9	98.4	101.2	30.6	41.1	37.0	0.2	0.1	0.0	0.0	0.1	0.0
Egypt	469	9,768.0	3,316.9	2,785.5	2,377.0	2,042.7	2,562.8	2,660.7	508.3	648.9	691.5	615.4	704.8
Iran, I.R. of	429	8,982.1	1,666.5	1,565.9	2,650.6	2,348.7	2,416.9	5,830.3	1,554.5	1,391.1	1,323.2	1,429.7	1,686.4
Iraq	433	9,357.9	2,734.4	2,357.1	2,276.3	2,075.6	2,649.0	1,819.6	439.7	344.8	509.4	554.8	410.6
Jordan	439	1,529.2	442.4	421.7	442.9	346.2	318.4	193.2	52.7	55.7	33.5	67.7	36.4
Kuwait	443	1,092.3	295.8	258.5	291.6	259.7	282.5	128.4	35.0	18.2	43.1	31.4	35.6
Lebanon	446	2,278.8	584.7	486.4	518.2	569.8	704.3	166.6	32.8	30.2	48.1	34.9	53.4

Europe (170)

In Millions of U.S. Dollars

		Exports (FOB)						Imports (CIF)					
		2016	2015Q4	2016Q1	2016Q2	2016Q3	2016Q4	2016	2015Q4	2016Q1	2016Q2	2016Q3	2016Q4
Libya	672	1,596.3	531.7	315.8	440.9	434.1	405.5	267.6	31.1	55.0	60.0	77.7	74.9
Mauritania	682	147.4	41.2	25.7	27.1	42.7	51.9	31.2	6.8	6.6	6.8	8.3	9.4
Morocco	686	3,501.4	849.9	820.0	915.8	931.7	834.0	1,884.9	513.4	571.6	425.5	431.2	456.7
Oman	449	514.0	146.5	114.1	145.6	158.7	95.6	138.0	13.5	27.9	28.3	64.6	17.2
Pakistan	564	924.2	190.5	207.4	226.7	213.9	276.2	872.6	201.9	268.4	203.9	205.2	195.1
Qatar	453	673.1	160.3	161.1	172.8	145.5	193.7	655.5	115.0	101.1	127.8	215.3	211.3
Saudi Arabia	456	5,644.0	1,495.0	1,330.3	1,490.5	1,476.2	1,347.0	2,987.7	774.6	665.4	654.7	771.6	896.0
Somalia	726	137.7	20.4	35.9	36.0	32.7	33.0	16.1	0.5	0.8	4.3	10.6	0.5
Sudan	732	742.8	181.6	201.2	216.5	173.5	151.6	103.4	5.0	22.6	47.3	10.2	23.2
Syrian Arab Republic	463	1,662.1	538.9	480.4	364.7	401.4	415.6	87.6	19.9	19.0	20.6	15.8	32.2
Tunisia	744	2,263.3	566.9	551.1	573.6	531.2	607.4	684.6	131.2	158.3	178.5	201.6	146.3
United Arab Emirates	466	8,959.8	1,684.2	1,807.4	2,083.0	1,942.3	3,127.1	4,672.6	693.3	561.6	1,434.1	924.9	1,752.0
West Bank and Gaza	487	129.3	29.6	28.9	38.5	30.9	31.0	11.0	2.1	2.2	3.5	2.3	3.0
Yemen, Republic of	474	725.8	216.3	221.0	152.5	185.7	166.7	4.1	0.0	0.3	0.2	1.4	2.3
Middle East n.s.	489	0.1	0.0	0.0	0.0	0.0	0.0
Sub-Saharan Africa	603	8,200.2	2,338.4	2,022.5	2,214.3	2,019.1	1,944.2	5,961.7	1,446.8	1,315.9	1,671.0	1,395.7	1,579.2
Angola	614	745.7	182.9	326.5	156.0	198.5	64.7	8.8	40.9	0.6	1.2	5.7	1.4
Benin	638	119.6	26.2	29.1	33.6	30.8	26.1	38.9	2.2	1.7	24.7	4.7	7.8
Botswana	616	30.2	4.4	7.6	6.9	7.8	7.9	1.4	0.4	0.1	0.5	0.3	0.5
Burkina Faso	748	50.5	12.2	11.3	17.1	11.0	11.1	75.0	19.0	9.9	37.4	17.7	10.0
Burundi	618	12.9	0.8	3.1	1.3	1.0	7.5	3.2	0.8	1.2	0.7	0.4	1.0
Cabo Verde	624	7.5	2.2	0.9	2.4	2.1	2.1	4.4	2.7	1.4	2.0	0.5	0.5
Cameroon	622	167.3	54.8	32.9	42.7	47.3	44.3	86.7	17.8	25.0	28.8	14.5	18.4
Central African Rep.	626	4.1	0.6	0.5	0.6	1.0	2.0	34.3	0.6	0.9	6.1	15.2	12.2
Chad	628	22.4	6.4	4.0	9.3	5.6	3.5	23.7	3.6	5.9	9.8	4.3	3.7
Comoros	632	6.8	1.5	1.1	2.0	2.5	1.2	0.8	0.9	0.2	0.0	0.5	0.1
Congo, Dem. Rep. of	636	98.2	28.6	27.8	20.3	21.3	28.8	54.5	15.8	20.5	7.7	13.7	12.6
Congo, Republic of	634	157.2	63.5	53.6	47.6	29.1	27.0	11.2	1.7	2.2	1.3	2.1	5.6
Côte d'Ivoire	662	263.0	76.6	60.9	49.4	69.0	83.8	759.1	223.6	198.7	187.7	169.0	203.7
Equatorial Guinea	642	32.4	11.4	6.5	8.4	8.7	8.7	1.6	0.2	0.3	0.8	0.2	0.3
Eritrea	643	19.0	4.5	2.6	5.0	6.6	4.7	19.5	9.7	7.6	9.5	2.4	0.0
Ethiopia	644	759.3	236.1	259.7	171.7	171.3	156.5	68.4	20.8	25.0	13.6	17.6	12.2
Gabon	646	51.3	15.1	8.7	14.4	11.8	16.4	82.6	6.8	19.2	8.8	14.4	40.2
Gambia, The	648	31.1	5.5	6.5	6.8	6.1	11.7	0.0	0.0	0.0	0.0	0.0	0.0
Ghana	652	634.8	134.2	138.7	274.8	108.1	113.2	481.9	120.5	92.6	108.1	118.7	162.6
Guinea	656	142.2	28.5	33.4	32.2	30.2	46.4	147.3	35.1	36.9	40.5	36.4	33.4
Guinea-Bissau	654	7.4	3.0	3.0	0.8	2.9	0.6	31.9	0.1	2.8	18.7	9.8	0.6
Kenya	664	373.0	110.2	86.7	82.3	111.1	93.0	254.3	67.0	66.3	64.7	58.1	65.3
Lesotho	666	0.4	0.3	0.1	0.1	0.1	0.1	0.2	0.1	0.0	0.1	0.0	0.1
Liberia	668	279.4	92.5	38.9	127.5	68.7	44.3	234.3	58.1	64.6	99.1	33.4	37.2
Madagascar	674	69.7	17.9	13.2	18.2	18.6	19.6	20.7	5.8	4.1	4.3	5.7	6.5
Malawi	676	25.4	7.5	3.2	2.6	3.6	16.1	117.2	39.8	41.3	22.0	22.0	31.9
Mali	678	124.9	20.2	21.2	35.1	22.1	46.5	26.3	0.4	0.1	9.8	14.7	1.8
Mauritius	684	61.8	14.4	9.6	11.1	13.8	27.2	26.4	4.8	6.3	6.1	8.1	5.9
Mozambique	688	106.6	35.2	29.8	29.1	33.2	14.6	244.3	59.9	54.5	61.0	74.9	53.8
Namibia	728	145.6	79.1	15.2	41.8	47.1	41.4	30.5	6.7	8.9	7.0	7.7	6.9
Niger	692	29.0	8.6	7.2	8.2	7.3	6.3	0.2	10.2	0.0	0.0	0.0	0.1
Nigeria	694	937.4	291.1	167.8	245.5	236.1	288.0	255.8	47.5	87.2	60.2	76.4	32.1
Rwanda	714	41.5	22.2	17.8	9.8	7.8	6.1	6.9	2.9	1.5	1.6	2.1	1.6
São Tomé & Príncipe	716	0.9	0.2	0.1	0.2	0.1	0.4	0.1	0.0	0.0	0.0	0.0	0.1
Senegal	722	363.8	76.9	59.1	100.9	105.2	98.7	43.3	8.5	15.6	13.8	5.6	8.3
Seychelles	718	20.5	6.9	4.1	4.9	6.8	4.7	6.8	2.8	1.0	2.1	2.6	1.1
Sierra Leone	724	52.3	13.5	13.5	12.8	11.5	14.4	87.8	15.9	20.4	31.3	18.0	18.1
South Africa	199	1,697.9	434.4	372.7	445.4	438.7	441.2	2,290.5	493.8	403.1	678.6	520.5	688.3
South Sudan, Rep. of	733	4.5	0.6	0.2	3.3	0.7	0.3	1.1	0.0	0.2	0.6	0.2
Swaziland	734	1.3	0.1	0.0	0.1	0.6	0.5	11.5	0.6	0.2	9.6	0.8	0.9
Tanzania	738	263.4	70.3	69.2	74.0	63.1	57.1	127.4	42.7	34.2	30.6	22.8	39.9
Togo	742	79.2	67.6	38.8	16.0	11.7	12.8	11.9	2.7	3.4	6.8	0.9	0.8
Uganda	746	103.8	49.1	19.5	27.0	26.4	31.0	59.7	14.8	12.1	18.9	16.7	11.9
Zambia	754	24.7	18.1	4.6	7.6	6.0	6.5	25.4	3.9	1.7	5.6	9.9	8.2

Europe (170)

In Millions of U.S. Dollars

		Exports (FOB)						Imports (CIF)					
		2016	2015Q4	2016Q1	2016Q2	2016Q3	2016Q4	2016	2015Q4	2016Q1	2016Q2	2016Q3	2016Q4
Zimbabwe	698	30.0	2.9	11.5	7.3	5.8	5.4	144.0	34.9	36.7	29.7	46.0	31.5
Africa n.s.	799	0.1	0.0	0.0	0.0	0.1	0.0	0.1	0.0	0.0	0.1	0.0	0.0
Western Hemisphere	205	11,750.0	2,939.3	2,399.8	2,925.2	3,146.8	3,278.2	18,592.2	4,897.1	4,181.9	4,887.0	4,700.5	4,822.9
Anguilla	312	0.0	0.0	0.0	0.0	0.0	0.5	0.1	0.1	0.1	0.1	0.2
Antigua and Barbuda	311	192.4	32.8	48.3	20.2	47.2	76.7	144.7	35.1	32.8	14.8	51.9	45.1
Argentina	213	522.4	123.2	89.9	138.7	141.2	152.6	2,121.0	485.5	450.8	567.2	510.8	592.3
Aruba	314	24.0	0.5	0.3	0.7	22.0	0.9	0.0	0.0	0.0	0.0	0.0	0.0
Bahamas, The	313	348.7	98.1	71.7	113.2	27.0	136.8	274.7	76.8	65.4	108.5	38.2	62.5
Barbados	316	13.3	2.7	5.1	3.3	1.9	3.1	7.1	0.2	6.7	0.1	0.1	0.2
Belize	339	19.3	10.9	6.4	5.2	3.7	4.0	3.6	1.1	0.9	1.3	0.9	0.6
Bermuda	319	1.9	0.6	0.4	0.4	0.4	0.6	0.2	4.0	0.0	0.0	0.0	0.1
Bolivia	218	37.4	12.1	8.4	8.2	8.5	12.4	39.7	15.3	4.6	10.3	3.9	20.9
Brazil	223	3,316.7	679.2	624.0	941.8	862.5	888.4	6,479.3	1,790.4	1,508.3	1,772.8	1,658.6	1,539.5
Chile	228	507.9	123.9	129.3	117.8	129.3	131.5	1,056.4	311.4	265.7	293.9	265.8	231.0
Colombia	233	750.5	159.0	173.2	158.9	166.1	252.3	1,389.7	304.2	299.1	286.2	350.7	453.6
Costa Rica	238	150.1	18.1	39.1	40.7	31.9	38.4	173.5	58.6	37.6	48.7	34.9	52.3
Curacao	354	9.1	1.3	1.0	1.3	5.0	1.8	9.4	0.0	0.0	0.4	0.0	9.0
Dominica	321	1.7	0.1	0.6	0.4	0.3	0.3	19.7	0.0	19.0	0.1	0.0	0.6
Dominican Republic	243	109.2	29.9	30.7	24.5	29.4	24.6	40.4	11.4	8.0	9.6	12.3	10.6
Ecuador	248	280.8	79.2	48.6	74.9	80.3	77.0	1,759.7	434.0	491.6	474.0	355.6	438.5
El Salvador	253	19.7	3.4	5.6	5.6	4.7	3.8	7.0	1.6	1.0	2.0	0.7	3.4
Falkland Islands	323	0.0	0.0	0.0	5.5	1.0	0.5	2.0	1.6	1.4
Greenland	326	82.0	1.3	12.1	2.1	12.7	55.1	107.4	22.3	22.0	12.3	25.5	47.6
Grenada	328	1.1	0.3	0.3	0.3	0.2	0.3	0.1	0.0	0.1	0.0	0.0	0.0
Guatemala	258	97.1	26.7	23.3	34.8	25.0	14.0	188.7	74.2	42.4	45.1	47.8	53.4
Guyana	336	26.2	3.7	13.0	3.0	4.6	5.6	45.1	16.5	14.3	11.9	14.6	4.4
Haiti	263	34.5	12.4	7.2	7.4	12.4	7.6	0.7	0.2	0.2	0.2	0.1	0.2
Honduras	268	33.0	7.5	11.9	10.3	5.9	4.9	34.4	3.9	7.2	10.8	8.9	7.5
Jamaica	343	31.6	7.2	6.5	7.8	8.0	9.3	114.0	41.4	25.0	33.8	24.4	30.8
Mexico	273	3,036.5	682.5	615.2	714.1	879.6	827.6	2,513.1	560.7	578.6	627.6	638.1	668.7
Netherlands Antilles	353	64.0	2.0	8.6	0.6	16.3	38.5	2.2	0.0	1.0	0.0	0.0	1.2
Nicaragua	278	38.3	12.8	10.9	6.6	16.6	4.2	23.5	3.4	2.0	5.7	6.9	8.9
Panama	283	223.2	182.1	62.6	46.3	71.1	43.2	45.1	75.7	7.7	5.6	27.8	3.9
Paraguay	288	45.8	19.1	8.9	19.1	7.4	10.4	1,162.4	254.8	97.0	325.7	429.7	309.9
Peru	293	441.7	398.4	93.9	111.6	104.3	131.9	229.8	59.3	60.3	54.2	56.1	59.2
Sint Maarten	352	1.8	0.5	1.2	0.2	0.1	0.3	0.1	0.2	0.0	0.0	0.1	0.0
St. Kitts and Nevis	361	9.7	1.4	0.7	4.4	2.6	1.9	17.0	20.2	0.8	15.8	0.2	0.2
St. Lucia	362	2.7	0.9	0.6	0.5	0.7	1.0	0.2	0.0	0.1	0.0	0.0	0.0
St. Vincent & Grens.	364	7.6	2.8	2.9	2.5	1.1	1.1	9.0	0.0	1.7	1.4	5.1	0.7
Suriname	366	18.7	3.9	3.6	4.3	4.9	5.9	1.3	0.2	0.1	0.8	0.3	0.1
Trinidad and Tobago	369	793.0	71.2	96.2	215.7	260.4	220.8	17.0	8.7	1.6	6.6	3.2	5.6
Uruguay	298	108.7	31.0	28.2	34.4	24.2	22.0	420.7	140.3	101.7	93.5	110.2	115.3
Venezuela, Rep. Bol.	299	270.5	36.8	92.3	26.1	104.3	47.8	113.8	32.3	25.6	43.5	14.9	29.9
Western Hem. n.s.	399	77.3	59.8	17.1	17.4	23.0	19.8	14.6	52.0	0.4	0.4	0.3	13.5
Other Countries n.i.e	910	402.8	85.2	98.0	70.4	76.1	158.3	172.5	49.7	54.5	64.0	39.8	14.2
Cuba	928	331.1	61.8	84.2	53.0	60.3	133.6	150.4	29.9	47.0	60.8	33.3	9.3
Korea, Dem. People's Rep.	954	71.7	23.3	13.9	17.3	15.8	24.7	22.1	19.9	7.5	3.2	6.5	4.9
Special Categories	899	2,064.8	515.5	470.6	579.1	487.9	527.2	1,460.1	301.0	442.7	402.8	296.4	318.1
Countries & Areas n.s.	898	1,760.3	662.2	512.8	390.9	405.4	451.2	8,230.7	2,583.3	2,038.1	2,017.4	1,965.4	2,209.8
Memorandum Items													
Africa	605	21,508.6	6,085.0	4,901.4	5,468.9	5,801.5	5,336.8	9,204.2	2,357.6	2,185.8	2,445.3	2,193.7	2,379.3
Middle East	405	53,206.2	13,925.5	12,391.6	13,509.2	12,512.6	14,792.9	19,767.3	4,295.7	3,962.8	5,010.4	4,836.3	5,957.7
European Union	998	585,341.5	148,246.1	138,139.2	150,227.6	143,553.7	153,421.1	527,251.5	133,721.4	121,385.5	136,094.1	132,824.3	136,947.7
Export earnings: fuel	080	98,498.9	26,088.9	20,373.7	25,137.9	25,341.9	27,645.4	106,494.6	29,739.6	23,149.6	27,367.6	26,287.4	29,690.0
Export earnings: nonfuel	092	894,128.4	233,804.5	207,869.8	226,480.8	220,563.8	239,214.0	880,931.0	223,256.1	199,528.8	224,868.8	224,875.0	231,658.4

Sub-Saharan Africa (603)

In Millions of U.S. Dollars

		Exports (FOB)						Imports (CIF)					
		2016	2015Q4	2016Q1	2016Q2	2016Q3	2016Q4	2016	2015Q4	2016Q1	2016Q2	2016Q3	2016Q4
IFS World		71,520.4	69,734.3
World	001	246,767.7	69,441.0	57,658.4	62,351.6	62,360.9	64,396.7	294,904.6	84,349.1	66,646.9	74,411.1	76,486.5	77,360.2
Advanced Economies	110	104,731.1	28,835.8	24,159.3	27,271.0	27,152.4	26,148.4	114,772.4	31,096.0	26,376.8	28,858.5	29,813.7	29,723.4
Euro Area	163	46,124.5	13,508.7	10,741.5	11,710.6	12,151.7	11,520.7	55,788.0	15,477.1	13,006.6	14,291.1	13,973.5	14,516.8
Austria	122	109.4	44.7	28.4	24.9	35.1	20.9	798.8	258.9	165.9	213.3	211.2	208.4
Belgium	124	6,085.9	1,369.1	1,482.5	1,566.9	1,506.6	1,529.8	7,726.9	2,026.8	1,643.2	2,066.1	1,955.5	2,062.1
Cyprus	423	19.7	3.9	4.5	4.0	6.0	5.2	31.5	7.6	6.8	8.8	7.5	8.3
Estonia	939	212.7	67.1	55.4	52.9	47.5	56.8	90.7	20.0	18.7	24.5	35.6	11.9
Finland	172	291.9	87.9	47.7	74.8	89.7	79.8	788.0	194.2	195.9	191.6	209.9	190.7
France	132	7,380.6	2,567.4	1,897.3	1,704.7	1,929.6	1,849.0	11,120.3	3,201.8	2,607.8	2,903.2	2,481.2	3,128.2
Germany	134	8,323.1	1,893.8	2,031.9	2,142.1	2,072.8	2,076.3	13,995.9	3,526.5	3,272.0	3,645.1	3,769.9	3,308.9
Greece	174	179.3	44.1	33.2	41.8	42.2	62.1	356.1	125.5	78.2	87.1	104.6	86.3
Ireland	178	664.5	162.2	163.6	174.8	164.8	161.2	977.5	246.9	221.9	260.0	236.1	259.5
Italy	136	5,547.0	1,756.9	1,297.5	1,534.7	1,405.2	1,309.6	5,576.1	1,565.7	1,323.5	1,365.1	1,353.2	1,534.3
Latvia	941	9.0	1.1	1.1	1.8	4.5	1.6	243.1	77.9	74.0	67.6	50.9	50.6
Lithuania	946	67.6	26.3	19.6	25.7	8.4	14.0	201.0	56.8	55.1	64.1	57.0	24.8
Luxembourg	137	82.1	15.6	15.2	15.5	20.7	30.7	110.2	36.5	36.1	30.7	23.9	19.5
Malta	181	30.9	12.9	3.8	5.4	5.3	16.4	49.2	14.4	15.9	11.9	11.0	10.4
Netherlands	138	9,134.6	3,022.3	1,809.6	2,488.4	2,617.3	2,219.3	6,188.2	1,899.7	1,520.8	1,554.0	1,554.3	1,559.1
Portugal	182	1,517.4	514.8	357.4	248.6	532.1	379.4	3,102.2	976.5	690.2	694.3	791.5	926.3
Slovak Republic	936	3.2	2.8	0.3	0.5	0.8	1.6	223.4	61.5	48.5	56.7	59.9	58.3
Slovenia	961	78.7	25.1	11.8	24.3	17.9	24.6	87.5	31.8	19.1	19.6	22.5	26.4
Spain	184	6,387.0	1,890.6	1,480.5	1,578.8	1,645.3	1,682.3	4,121.4	1,148.0	1,013.2	1,027.5	1,037.7	1,043.0
Australia	193	1,515.1	722.8	451.0	374.1	392.9	297.1	1,670.2	391.5	328.8	355.0	571.8	414.7
Canada	156	3,282.7	1,019.6	724.6	1,155.2	841.5	561.4	1,799.3	421.9	427.3	472.6	409.7	489.7
China,P.R.: Hong Kong	532	2,368.8	512.9	464.1	588.1	678.9	637.7	1,592.0	489.8	350.6	370.5	401.6	469.4
China,P.R.: Macao	546	1.8	0.6	0.4	0.3	0.7	0.5	3.0	0.3	0.3	0.4	0.5	1.9
Czech Republic	935	200.1	51.8	47.2	46.5	50.2	56.2	782.6	193.7	189.7	195.4	212.0	185.4
Denmark	128	264.7	93.8	86.7	47.5	78.2	52.3	974.0	302.2	229.5	214.0	247.9	282.7
Iceland	176	15.1	5.1	2.3	4.3	4.1	4.5	29.5	11.1	9.5	6.2	7.0	6.8
Israel	436	941.3	277.4	236.5	227.6	227.3	249.9	641.4	163.9	165.3	165.3	165.8	145.1
Japan	158	5,047.9	1,581.3	1,322.3	1,210.6	1,211.9	1,303.0	8,388.8	2,045.2	2,002.3	1,931.2	2,193.7	2,261.7
Korea, Republic of	542	4,191.6	1,022.0	1,076.3	1,068.7	959.0	1,087.6	9,621.8	1,877.8	1,888.7	2,511.1	2,868.6	2,353.4
New Zealand	196	103.5	30.2	22.9	24.7	27.9	27.9	402.5	111.6	103.7	103.2	93.3	102.3
Norway	142	443.7	84.3	121.3	118.8	92.9	110.8	1,646.3	292.2	380.8	327.1	436.9	501.5
San Marino	135	0.1	0.0	0.0	0.0	0.0	0.0	0.1	0.0	0.0	0.0	0.0	0.0
Singapore	576	2,049.1	482.0	695.5	553.9	374.7	425.1	3,268.2	922.5	679.3	825.5	856.4	906.9
Sweden	144	299.3	74.0	52.1	82.0	78.0	87.3	1,971.1	562.3	487.0	523.5	469.3	491.3
Switzerland	146	11,205.3	2,687.7	2,353.8	2,875.0	2,966.2	3,010.3	1,818.1	578.3	460.4	453.5	457.7	446.6
Taiwan Prov.of China	528	2,178.5	437.0	511.5	586.1	590.5	490.5	1,534.1	422.8	362.9	387.6	384.8	398.9
United Kingdom	112	6,478.1	1,960.5	1,276.7	1,817.0	1,805.3	1,579.1	7,128.7	2,119.8	1,760.4	1,703.5	1,831.4	1,833.4
United States	111	18,019.8	4,284.1	3,972.6	4,780.1	4,620.5	4,646.4	15,712.2	4,712.0	3,543.8	4,021.9	4,231.7	3,914.8
Vatican	187	0.0	0.0	0.0	0.0	0.0	0.4	0.1	0.1	0.1	0.1	0.1
Emerg. & Dev. Economies	200	136,741.6	38,657.7	32,309.2	33,715.4	33,906.4	36,810.6	172,199.7	49,673.2	38,568.3	43,377.8	44,631.9	45,621.8
Emerg. & Dev. Asia	505	64,566.7	17,919.0	14,618.5	15,408.2	16,019.0	18,521.0	80,037.8	23,365.5	18,243.5	20,319.0	20,711.3	20,764.0
American Samoa	859	1.7	0.6	0.4	0.4	0.4	0.4	1.7	0.4	0.3	0.5	0.4	0.4
Bangladesh	513	356.9	100.0	84.1	88.8	102.4	81.6	130.3	44.0	33.8	32.9	32.0	31.6
Bhutan	514	0.0	0.0	0.0	0.0	0.0	0.0	0.3	0.1	0.1	0.1	0.1	0.1
Brunei Darussalam	516	7.6	1.7	1.6	1.8	2.5	1.6	31.8	7.1	6.8	8.8	8.0	8.2
Cambodia	522	10.0	2.3	2.8	2.7	2.3	2.2	26.9	7.9	6.7	6.2	7.2	6.7
China,P.R.: Mainland	924	31,701.7	7,460.3	7,039.3	8,178.1	8,216.8	8,267.5	50,241.0	15,621.2	11,133.9	12,941.1	13,109.8	13,056.2
Fiji	819	3.8	0.4	0.4	1.1	1.0	1.3	0.4	0.1	0.0	0.1	0.1	0.1
F.T. French Polynesia	887	1.9	0.2	0.1	0.2	0.8	0.8	0.2	0.1	0.0	0.0	0.0	0.0
F.T. New Caledonia	839	2.5	0.6	0.4	0.8	0.9	0.4	40.9	9.1	8.9	8.3	10.4	13.3
Guam	829	0.1	0.0	0.0	0.0	0.0	0.0	0.7	0.2	0.1	0.2	0.2	0.2
India	534	26,640.9	8,519.5	6,011.2	5,703.9	6,276.2	8,649.7	15,391.9	4,141.1	3,721.5	3,680.1	3,997.4	3,992.8
Indonesia	536	1,904.3	782.5	554.3	464.5	436.4	449.1	2,994.1	795.4	684.9	760.9	765.9	782.4
Kiribati	826	2.8	0.2	0.2	1.7	0.6	0.3	2.9	0.5	0.7	0.8	0.7	0.7
Lao People's Dem.Rep	544	0.7	0.2	0.1	0.4	0.0	0.1	1.4	0.3	0.3	0.4	0.4	0.4
Malaysia	548	1,435.3	393.4	328.4	378.8	345.7	382.4	2,530.7	679.2	587.8	689.4	627.7	625.8

Sub-Saharan Africa (603)

In Millions of U.S. Dollars

		Exports (FOB)						Imports (CIF)					
		2016	2015Q4	2016Q1	2016Q2	2016Q3	2016Q4	2016	2015Q4	2016Q1	2016Q2	2016Q3	2016Q4
Maldives	556	15.7	2.0	2.8	5.8	4.0	3.0	2.7	0.6	0.5	0.6	0.5	1.1
Marshall Islands	867	11.8	2.5	2.4	2.9	3.7	2.9	5.4	0.2	1.1	1.5	1.4	1.3
Micronesia	868	0.5	0.0	0.0	0.0	0.0	0.5
Mongolia	948	0.6	0.0	0.1	0.1	0.2	0.1	1.2	0.3	0.3	0.3	0.3	0.3
Myanmar	518	16.6	4.2	3.8	2.9	4.6	5.3	40.2	10.4	10.2	9.6	9.4	10.9
Nauru	836	0.5	0.1	0.1	0.1	0.1	0.1	17.5	3.9	3.8	4.9	4.3	4.5
Nepal	558	3.5	0.6	0.5	1.0	1.3	0.7	2.4	0.5	0.5	0.7	0.6	0.6
Palau	565	0.2	0.1	0.0	0.0	0.0	0.0	0.0	0.0	0.0	0.0	0.0	0.0
Papua New Guinea	853	12.1	3.1	3.1	2.7	3.1	3.2	12.6	1.2	3.0	3.1	3.2	3.3
Philippines	566	104.6	38.8	20.9	26.3	27.8	29.6	334.2	63.8	73.8	75.2	87.4	97.8
Samoa	862	0.5	0.0	0.1	0.1	0.1	0.1	3.6	0.7	1.0	0.9	1.0	0.8
Solomon Islands	813	0.6	0.2	0.2	0.2	0.2	0.2	0.6	0.1	0.1	0.2	0.1	0.1
Sri Lanka	524	169.8	58.1	44.4	14.4	32.9	78.2	91.3	27.6	25.5	23.8	22.0	20.0
Thailand	578	741.8	184.2	169.2	166.9	205.5	200.2	4,672.3	1,086.8	1,111.9	1,173.3	1,167.7	1,219.4
Timor-Leste	537	0.1	0.0	0.0	0.0	0.0	0.1	1.5	0.8	0.3	0.3	0.2	0.6
Tonga	866	0.7	0.5	0.2	0.2	0.1	0.1	0.1	0.0	0.0	0.0	0.0	0.0
Tuvalu	869	1.2	0.5	0.4	0.1	0.2	0.4	0.2	0.0	0.1	0.1	0.1	0.1
Vanuatu	846	12.8	3.4	3.1	3.3	3.3	3.1	97.1	24.1	19.9	23.2	24.4	29.6
Vietnam	582	1,360.4	345.3	334.4	346.7	335.0	344.3	2,329.5	574.1	587.7	612.2	552.2	577.4
Asia n.s.	598	42.6	13.5	9.5	11.2	10.7	11.3	1,030.3	263.9	217.8	259.1	276.2	277.3
Europe	170	3,273.4	859.6	835.2	890.1	801.7	746.4	9,111.4	2,646.2	2,137.6	2,471.5	2,270.5	2,231.7
Emerg. & Dev. Europe	903	1,823.3	560.4	519.6	505.1	418.0	380.6	5,871.5	1,677.0	1,459.0	1,570.0	1,421.4	1,421.2
Albania	914	12.9	1.4	3.9	3.6	4.0	1.5	11.7	4.7	4.9	2.2	2.3	2.4
Bosnia and Herzegovina	963	11.8	1.7	4.3	3.0	3.9	0.6	7.5	1.7	1.9	2.5	1.7	1.4
Bulgaria	918	64.9	24.6	21.4	19.1	12.8	11.6	280.5	75.5	60.0	81.7	61.8	77.1
Croatia	960	10.8	2.7	2.8	2.7	2.3	3.0	79.9	8.5	15.4	12.1	43.6	8.8
Faroe Islands	816	1.0	0.2	0.3	0.2	0.2	0.3	93.6	21.4	20.3	26.2	23.0	24.2
Gibraltar	823	46.1	10.1	10.3	11.7	12.9	11.2	61.6	15.1	13.7	15.3	15.3	17.3
Hungary	944	94.0	21.8	14.1	28.6	24.2	27.0	439.4	122.4	98.1	127.0	106.0	108.2
Macedonia, FYR	962	2.0	0.5	0.3	1.0	0.3	0.3	2.1	0.5	1.1	0.5	0.2	0.2
Montenegro	943	2.1	0.2	0.2	0.6	0.9	0.3	2.1	0.6	0.5	0.4	0.6	0.6
Poland	964	540.4	158.9	136.7	175.4	109.4	119.0	1,481.4	407.4	325.0	414.1	391.4	350.9
Romania	968	107.2	68.5	20.6	29.9	42.2	14.5	358.0	143.6	92.6	82.5	95.0	87.8
Serbia, Republic of	942	49.6	4.5	29.5	11.0	7.2	2.0	33.6	12.3	10.1	5.2	12.6	5.7
Turkey	186	880.7	265.4	275.2	218.4	197.7	189.4	3,020.0	863.2	815.4	800.3	667.7	736.6
CIS	901	1,128.5	224.8	238.6	300.3	304.7	284.8	3,054.0	920.8	640.2	851.4	801.3	761.1
Armenia	911	5.9	5.0	2.9	0.2	2.0	0.8	3.5	0.1	0.8	1.0	0.8	1.0
Azerbaijan, Rep. of	912	5.0	6.5	1.6	1.0	1.0	1.3	0.6	0.4	0.1	0.1	0.1	0.2
Belarus	913	194.9	4.2	38.1	86.0	51.3	19.5	38.6	15.8	10.6	9.1	10.3	8.6
Georgia	915	28.0	8.5	5.2	6.7	11.5	4.5	9.6	2.7	2.0	2.3	2.3	2.9
Kazakhstan	916	81.4	16.0	19.0	17.9	15.5	28.9	24.7	3.9	2.8	11.1	3.8	7.1
Kyrgyz Republic	917	1.2	0.2	0.2	0.4	0.2	0.3	2.2	0.1	0.5	0.6	0.6	0.6
Moldova	921	2.5	0.5	0.6	0.7	0.6	0.5	5.6	1.3	1.2	1.5	1.6	1.3
Russian Federation	922	540.1	107.5	110.7	131.7	150.3	147.5	2,330.3	680.2	500.2	655.5	616.4	558.1
Tajikistan	923	0.1	0.1	0.0	0.1	0.0	0.0	0.0	0.0	0.0	0.0	0.0	0.0
Turkmenistan	925	0.2	0.0	0.1	0.0	0.1	0.0	0.1	0.2	0.0	0.0	0.0	0.0
Ukraine	926	269.1	76.2	60.0	55.7	72.1	81.3	630.9	215.5	120.2	168.1	163.1	179.5
Uzbekistan	927	0.0	0.0	0.0	0.0	0.0	0.0	7.8	0.5	1.7	2.1	2.3	1.7
Europe n.s.	884	321.6	74.3	77.0	84.7	79.0	81.0	185.9	48.4	38.5	50.2	47.8	49.4
Mid East, N Africa, Pak	440	10,520.3	2,846.3	2,446.4	2,775.6	2,722.7	2,575.6	24,227.1	7,772.6	4,955.9	6,298.7	6,337.3	6,635.3
Afghanistan, I.R. of	512	127.5	31.6	31.5	32.8	31.3	31.9	3.2	0.7	0.7	0.8	0.8	0.9
Algeria	612	131.8	42.3	37.4	31.6	27.6	35.2	102.7	18.5	23.1	26.7	25.7	27.1
Bahrain, Kingdom of	419	78.1	19.3	17.5	21.0	20.5	19.1	1,604.2	356.4	284.7	452.2	443.6	423.8
Djibouti	611	117.1	43.1	37.0	35.1	19.9	25.0	12.1	5.9	2.4	4.3	2.6	2.8
Egypt	469	494.5	117.0	117.9	113.4	133.3	129.9	1,463.5	335.5	320.4	381.6	374.4	387.1
Iran, I.R. of	429	64.9	13.2	14.7	16.1	18.3	15.8	133.8	30.1	26.0	31.7	37.1	39.0
Iraq	433	18.8	1.6	2.8	2.6	11.2	2.2	6.7	46.7	1.4	1.8	1.7	1.8
Jordan	439	249.2	126.4	83.6	44.3	80.6	40.7	62.8	20.1	11.6	12.8	21.0	17.4
Kuwait	443	89.1	141.2	16.2	25.3	29.6	17.9	1,885.9	518.0	408.3	501.6	498.4	477.7
Lebanon	446	165.6	23.2	28.1	49.4	57.5	30.7	263.4	106.3	70.8	71.1	59.6	61.9

Sub-Saharan Africa (603)

In Millions of U.S. Dollars

		Exports (FOB)						Imports (CIF)					
		2016	2015Q4	2016Q1	2016Q2	2016Q3	2016Q4	2016	2015Q4	2016Q1	2016Q2	2016Q3	2016Q4
Libya	672	15.6	4.1	4.0	3.4	3.5	4.6	20.7	7.0	5.0	5.5	5.1	5.1
Mauritania	682	116.1	25.5	25.8	34.0	29.3	26.9	431.9	122.3	100.3	119.0	107.5	105.2
Morocco	686	264.3	62.9	67.9	71.1	61.5	63.7	1,102.8	249.9	254.7	303.3	281.3	263.6
Oman	449	74.2	84.0	18.3	20.9	16.5	18.5	624.7	261.0	117.1	110.2	163.4	234.1
Pakistan	564	769.6	157.8	176.2	201.3	173.5	218.6	1,034.1	273.1	242.5	268.6	258.5	264.4
Qatar	453	90.5	14.1	22.0	28.2	25.2	15.0	617.1	304.4	163.3	189.4	168.1	96.4
Saudi Arabia	456	1,103.5	375.4	294.8	319.9	263.1	225.7	5,093.1	2,672.5	943.9	1,269.4	1,319.9	1,559.9
Somalia	726	181.8	175.3	44.4	48.3	45.3	43.8	31.7	7.9	7.1	8.8	7.9	8.0
Sudan	732	200.6	88.7	40.2	60.5	48.1	51.7	104.4	11.2	19.9	33.5	25.6	25.5
Syrian Arab Republic	463	20.8	7.2	5.0	8.9	2.9	3.9	10.9	3.6	2.5	2.9	2.8	2.8
Tunisia	744	41.2	12.9	7.7	10.4	10.7	12.2	194.5	58.8	51.2	47.9	45.9	49.5
United Arab Emirates	466	6,004.0	1,236.8	1,326.5	1,568.5	1,592.0	1,517.0	7,268.4	1,736.4	1,407.7	1,880.7	1,916.6	2,063.4
West Bank and Gaza	487	5.1	1.1	1.2	1.4	1.3	1.2	0.0	0.0	0.0	0.0	0.0	0.0
Yemen, Republic of	474	94.9	41.2	25.1	26.5	19.6	23.7	24.3	8.5	5.3	7.1	5.9	6.0
Middle East n.s.	489	1.6	0.4	0.4	0.4	0.4	0.5	2,129.9	617.9	486.0	567.9	564.0	511.9
Sub-Saharan Africa	603	53,797.8	14,624.6	13,038.8	13,246.4	13,476.3	14,036.3	50,606.9	13,871.2	11,365.1	12,334.2	13,130.5	13,777.1
Angola	614	1,176.3	281.8	264.6	265.6	328.6	317.5	1,530.1	402.0	273.1	456.5	437.8	362.7
Benin	638	458.1	91.1	114.2	125.4	93.3	125.2	721.4	193.7	165.5	184.4	171.0	200.5
Botswana	616	4,597.2	1,085.7	1,140.7	1,100.7	1,161.7	1,194.1	895.1	197.9	212.7	217.6	245.0	219.8
Burkina Faso	748	1,071.0	284.0	281.1	288.1	225.5	276.3	85.3	22.5	20.0	22.2	20.0	23.1
Burundi	618	227.7	53.1	51.1	55.1	59.8	61.6	36.2	12.1	9.4	6.9	10.0	9.8
Cabo Verde	624	5.1	0.9	1.0	1.6	1.4	1.2	8.2	0.5	2.1	2.2	1.8	2.0
Cameroon	622	480.8	136.9	110.6	131.1	117.8	121.2	380.0	105.4	87.7	93.2	103.8	95.3
Central African Rep.	626	48.9	15.5	11.2	13.1	12.8	11.8	14.9	2.9	3.1	4.5	3.3	4.0
Chad	628	151.7	42.8	36.3	41.6	39.4	34.3	2.9	0.8	0.7	0.7	0.7	0.7
Comoros	632	193.9	44.1	46.2	50.8	47.6	49.3	8.2	0.2	1.9	2.2	2.1	2.0
Congo, Dem. Rep. of	636	2,323.2	589.7	518.8	558.7	607.0	638.7	1,308.0	424.3	250.5	278.6	340.8	438.1
Congo, Republic of	634	220.5	73.8	49.9	59.6	54.8	56.3	98.7	28.3	20.4	24.2	27.7	26.4
Côte d'Ivoire	662	1,780.0	457.7	428.8	504.7	417.7	428.8	1,284.7	301.3	289.3	319.6	311.8	364.1
Equatorial Guinea	642	102.6	29.6	26.4	26.8	23.9	25.6	196.1	71.3	54.6	37.9	54.9	48.7
Eritrea	643	17.3	4.1	4.5	4.1	4.7	4.0	0.3	0.0	0.1	0.1	0.1	0.1
Ethiopia	644	146.9	43.3	31.9	38.5	38.8	37.6	25.1	6.5	6.2	6.5	6.3	6.2
Gabon	646	307.1	92.6	72.6	78.2	82.5	73.9	100.4	28.0	23.5	25.9	25.3	25.7
Gambia, The	648	113.6	23.4	25.8	32.2	28.3	27.2	17.2	4.1	4.3	4.1	4.0	4.8
Ghana	652	1,829.6	446.4	431.7	480.5	432.8	484.6	723.6	187.1	165.2	183.4	182.1	192.9
Guinea	656	225.5	52.2	58.3	62.0	50.4	54.8	152.2	30.5	33.9	41.0	37.3	40.1
Guinea-Bissau	654	65.3	12.3	17.9	18.6	15.2	13.6	76.6	23.0	17.2	21.4	18.9	18.9
Kenya	664	1,587.3	491.9	375.5	401.2	380.4	430.3	1,459.5	341.3	327.6	354.6	352.7	424.7
Lesotho	666	1,158.1	297.4	234.8	274.6	316.3	332.4	372.4	102.8	82.0	82.1	98.3	110.0
Liberia	668	91.0	22.0	20.4	24.1	23.9	22.6	83.9	6.2	6.7	8.9	61.2	7.1
Madagascar	674	325.6	76.4	71.6	74.4	87.0	92.5	206.5	52.4	44.7	50.5	61.7	49.5
Malawi	676	581.8	138.1	111.7	145.6	170.8	153.8	226.8	58.7	46.3	59.0	61.3	60.2
Mali	678	1,223.0	293.5	310.3	335.8	276.4	300.5	74.4	16.5	16.8	19.0	19.1	19.4
Mauritius	684	439.6	98.9	93.1	101.6	116.3	128.6	908.5	456.7	315.9	221.5	186.1	185.0
Mozambique	688	2,842.7	717.9	602.8	663.6	711.8	864.5	1,311.9	333.1	316.7	310.2	316.1	368.9
Namibia	728	4,839.5	1,236.7	981.1	1,217.7	1,340.1	1,300.6	1,435.3	468.9	332.4	378.5	359.2	365.1
Niger	692	245.4	56.5	62.1	70.4	51.1	61.7	175.4	41.3	41.8	43.1	39.9	50.5
Nigeria	694	1,157.6	354.4	301.0	326.0	248.1	282.5	4,959.5	1,537.7	1,171.7	1,204.4	1,390.6	1,192.9
Rwanda	714	428.6	119.7	107.5	103.1	108.6	109.4	240.1	70.8	60.0	47.6	58.0	74.4
São Tomé & Príncipe	716	31.4	5.2	4.3	16.9	5.8	4.5	0.9	0.2	0.2	0.2	0.2	0.2
Senegal	722	1,178.6	312.4	291.7	301.1	278.0	307.7	1,004.5	368.2	253.4	252.5	233.9	264.7
Seychelles	718	103.7	34.7	23.6	26.3	27.4	26.4	91.3	20.7	18.9	24.0	22.7	25.8
Sierra Leone	724	111.3	33.6	27.8	29.7	24.7	29.2	36.2	8.0	7.9	9.8	9.4	9.1
South Africa	199	12,285.2	3,821.4	3,539.0	2,880.6	2,992.5	2,873.1	23,380.7	6,089.7	4,965.5	5,686.4	6,190.9	6,537.9
South Sudan, Rep. of	733	1.3	2.5	0.3	0.3	0.3	0.4	0.0	0.1	0.0	0.0	0.0	0.0
Swaziland	734	1,234.6	336.3	255.5	292.4	342.5	344.1	1,389.7	402.9	293.7	296.6	358.6	440.7
Tanzania	738	1,139.8	309.9	299.3	271.5	280.9	288.1	996.3	189.4	185.2	278.8	241.0	291.3
Togo	742	474.3	140.1	123.9	126.3	107.6	116.4	1,099.8	240.1	275.4	262.7	250.5	311.2
Uganda	746	761.5	199.1	192.2	196.1	190.4	182.8	747.1	203.7	169.5	174.3	204.9	198.4
Zambia	754	3,327.6	977.3	701.4	797.9	866.7	961.6	2,054.6	514.6	506.8	463.4	501.1	583.3

Sub-Saharan Africa (603)

In Millions of U.S. Dollars

		Exports (FOB)						Imports (CIF)					
		2016	2015Q4	2016Q1	2016Q2	2016Q3	2016Q4	2016	2015Q4	2016Q1	2016Q2	2016Q3	2016Q4
Zimbabwe	698	2,633.9	678.5	572.9	616.2	672.6	772.1	673.6	301.4	282.4	169.2	105.6	116.4
Africa n.s.	799	52.2	9.1	11.4	16.1	12.0	12.8	13.1	3.5	2.2	3.7	3.0	4.2
Western Hemisphere	205	4,583.4	2,408.3	1,370.3	1,395.1	886.7	931.3	8,216.6	2,017.6	1,866.2	1,954.4	2,182.2	2,213.7
Anguilla	312	0.9	0.1	0.1	0.1	0.1	0.6	0.1	0.0	0.0	0.0	0.0	0.0
Antigua and Barbuda	311	43.5	11.1	10.0	10.5	10.8	12.1	39.9	8.6	8.5	10.4	10.5	10.4
Argentina	213	296.0	63.3	63.8	74.1	81.2	77.0	1,470.8	342.6	375.7	354.7	364.4	376.0
Aruba	314	0.4	0.1	0.1	0.1	0.1	0.1	1.8	0.1	0.4	0.4	0.5	0.5
Bahamas, The	313	200.5	43.2	57.0	48.1	49.7	45.7	277.4	67.2	61.2	65.4	68.6	82.2
Barbados	316	3.9	0.5	0.7	1.1	1.3	0.8	3.2	0.6	0.5	0.6	1.0	1.1
Belize	339	7.2	2.3	2.4	1.6	1.6	1.7	46.4	16.3	11.7	12.1	11.2	11.3
Bermuda	319	56.3	5.6	47.6	2.8	2.9	3.0	11.8	6.8	2.2	2.7	2.5	4.5
Bolivia	218	6.4	4.0	2.3	1.8	1.4	0.9	4.5	0.7	1.0	1.3	1.2	0.9
Brazil	223	2,251.0	1,788.7	780.7	815.0	319.5	335.8	3,728.2	922.0	781.0	877.0	970.1	1,100.1
Chile	228	84.8	23.9	11.6	33.9	17.0	22.2	224.7	73.3	46.3	54.9	59.8	63.6
Colombia	233	67.7	20.7	17.8	19.3	15.7	14.9	240.5	81.1	60.1	50.7	49.4	80.2
Costa Rica	238	8.1	0.8	2.0	2.5	1.4	2.2	26.6	6.6	5.8	7.2	7.1	6.5
Curacao	354	68.3	17.9	14.2	16.6	21.5	15.9	15.2	5.1	3.6	3.9	3.7	4.0
Dominica	321	1.5	0.2	0.4	0.3	0.4	0.4	1.9	0.2	0.2	0.3	1.1	0.3
Dominican Republic	243	17.0	3.8	3.8	5.4	3.2	4.6	33.0	4.8	4.3	7.2	10.2	11.3
Ecuador	248	13.7	11.9	5.0	4.4	1.4	2.8	19.8	4.0	3.4	4.7	4.2	7.5
El Salvador	253	7.7	1.7	1.5	1.2	1.2	3.8	5.1	0.9	1.1	1.5	1.6	0.9
Falkland Islands	323	7.3	1.9	2.0	1.8	1.8	1.6	9.8	2.1	1.8	2.1	3.2	2.8
Greenland	326	0.0	0.0	0.0	0.0	0.0	0.0	2.0	0.5	0.4	0.6	0.5	0.5
Grenada	328	0.6	0.2	0.1	0.2	0.1	0.1	24.4	5.5	5.2	6.8	6.0	6.3
Guatemala	258	6.1	1.0	1.1	1.8	1.7	1.5	101.1	18.7	23.2	26.8	25.4	25.7
Guyana	336	13.0	0.6	5.2	2.4	0.7	4.6	14.3	0.5	3.6	3.6	3.6	3.6
Haiti	263	3.1	0.8	0.7	0.9	0.8	0.6	0.8	1.0	0.2	0.2	0.2	0.2
Honduras	268	9.1	2.0	1.9	2.5	2.1	2.6	4.7	0.7	1.8	0.9	1.0	1.0
Jamaica	343	4.0	0.7	1.3	0.9	0.9	0.9	11.6	2.7	2.6	3.2	2.9	2.9
Mexico	273	248.1	74.4	66.5	53.1	58.8	69.7	943.3	233.4	191.3	206.3	338.2	207.5
Netherlands Antilles	353	30.7	1.2	7.0	8.5	8.0	7.2	25.6	5.7	5.4	7.1	6.4	6.6
Nicaragua	278	2.3	1.2	0.4	0.6	0.5	0.8	9.1	3.0	2.0	2.7	2.2	2.1
Panama	283	464.0	133.1	115.6	116.4	114.5	117.5	355.9	88.1	88.7	91.0	88.9	87.2
Paraguay	288	10.1	1.1	1.5	3.1	2.4	3.1	141.7	20.3	59.8	46.2	28.0	7.7
Peru	293	90.2	28.9	20.6	23.2	22.4	24.0	82.1	21.0	15.3	22.1	18.6	26.1
St. Kitts and Nevis	361	0.4	0.1	0.1	0.1	0.1	0.1	0.5	0.1	0.1	0.2	0.1	0.1
St. Lucia	362	0.3	0.0	0.1	0.1	0.0	0.1	0.2	0.1	0.1	0.0	0.1	0.0
St. Vincent & Grens.	364	4.9	1.6	1.5	1.2	1.0	1.2	3.0	0.7	0.6	0.8	0.7	0.8
Suriname	366	18.7	2.3	1.3	2.6	8.2	6.7	31.1	8.5	7.1	8.7	7.6	7.7
Trinidad and Tobago	369	17.5	2.6	5.5	3.9	3.3	4.8	87.7	14.7	16.7	28.8	24.6	17.6
Uruguay	298	431.9	129.2	104.5	115.9	101.6	109.8	106.8	18.2	39.2	21.5	21.8	24.3
Venezuela, Rep. Bol.	299	14.9	2.1	1.4	6.1	1.7	5.7	69.1	16.1	12.0	14.0	29.0	14.1
Western Hem. n.s.	399	71.4	23.1	10.7	11.0	25.6	24.0	41.0	15.1	22.1	5.6	6.0	7.3
Other Countries n.i.e	910	25.8	4.6	3.5	4.5	6.9	10.9	118.2	36.9	26.5	29.2	30.4	32.0
Cuba	928	12.7	1.3	0.5	1.5	3.9	6.8	16.6	5.3	3.6	3.8	4.2	5.0
Korea, Dem. People's Rep.	954	13.1	3.3	3.0	3.0	3.0	4.1	101.6	31.6	22.9	25.4	26.2	27.1
Special Categories	899	4,222.5	1,669.7	944.7	1,104.7	1,033.5	1,139.5	529.3	88.2	80.1	132.9	213.0	103.4
Countries & Areas n.s.	898	1,046.7	273.2	241.8	256.0	261.6	287.3	7,285.0	3,454.8	1,595.2	2,012.6	1,797.5	1,879.6
Memorandum Items													
Africa	605	54,849.3	15,072.7	13,299.0	13,537.4	13,718.4	14,294.5	52,587.1	14,345.7	11,823.7	12,877.7	13,626.9	14,258.8
Middle East	405	8,570.4	2,206.2	1,978.2	2,250.3	2,275.4	2,066.5	21,209.7	7,024.2	4,254.1	5,485.8	5,581.5	5,888.3
European Union	998	54,183.9	15,965.3	12,399.8	13,959.3	14,354.3	13,470.6	69,283.7	19,412.4	16,264.3	17,644.8	17,432.0	17,942.6
Export earnings: fuel	080	11,636.9	3,023.9	2,695.5	3,050.1	2,997.5	2,893.9	27,080.0	8,837.0	5,533.3	7,001.3	7,259.3	7,286.1
Export earnings: nonfuel	092	235,130.7	66,417.1	54,962.9	59,301.5	59,363.4	61,502.9	267,824.6	75,512.1	61,113.6	67,409.8	69,227.2	70,074.1

Middle East, North Africa, and Pakistan (440)

In Millions of U.S. Dollars

		Exports (FOB)						Imports (CIF)					
		2016	2015Q4	2016Q1	2016Q2	2016Q3	2016Q4	2016	2015Q4	2016Q1	2016Q2	2016Q3	2016Q4
IFS World		227,316.5	228,295.0
World	001	751,779.5	199,253.8	168,132.8	186,972.9	195,961.1	200,712.7	936,407.4	256,030.9	225,147.0	242,334.4	225,198.9	243,727.1
Advanced Economies	110	328,575.1	83,352.7	73,110.9	80,873.0	87,814.8	86,776.4	369,341.9	105,466.5	92,112.7	93,550.1	85,918.5	97,760.5
Euro Area	163	96,915.7	25,131.1	21,666.7	23,628.4	25,238.4	26,382.3	166,928.3	47,688.9	40,559.3	43,493.7	39,119.0	43,756.3
Austria	122	836.0	260.7	164.3	173.9	227.1	270.7	3,740.5	1,083.3	894.7	990.4	836.0	1,019.5
Belgium	124	8,240.8	2,030.5	1,844.4	2,286.6	2,268.2	1,841.5	10,092.6	2,920.6	2,340.7	2,571.4	2,514.9	2,665.7
Cyprus	423	199.1	55.6	35.9	41.1	54.8	67.3	516.8	158.5	129.8	126.1	135.2	125.6
Estonia	939	38.7	10.5	9.5	9.4	9.4	10.3	208.3	111.9	77.9	60.3	35.4	34.7
Finland	172	107.6	59.7	29.4	27.4	24.6	26.3	2,130.7	697.7	521.2	520.6	497.8	591.2
France	132	18,687.2	5,506.1	4,234.3	4,293.9	4,958.6	5,200.3	28,313.2	8,256.1	6,680.0	6,936.4	6,661.9	8,034.9
Germany	134	6,588.5	1,904.6	1,612.8	1,609.5	1,561.7	1,804.5	48,298.5	13,353.5	11,789.4	12,878.5	10,836.1	12,794.5
Greece	174	4,763.5	1,110.2	932.6	1,002.2	1,362.6	1,466.1	2,894.3	816.5	669.6	731.8	741.4	751.5
Ireland	178	189.9	77.9	47.9	45.3	41.7	55.0	3,465.4	923.1	962.2	871.7	817.9	813.6
Italy	136	23,209.5	5,307.7	5,072.2	5,683.6	5,987.4	6,466.3	31,462.3	8,809.4	7,580.4	8,239.8	7,518.6	8,123.5
Latvia	941	24.3	3.8	5.6	5.9	6.6	6.2	510.2	207.2	127.0	113.6	136.2	133.5
Lithuania	946	168.2	43.1	18.1	45.4	16.8	87.9	336.6	148.3	75.8	80.1	92.3	88.3
Luxembourg	137	26.0	6.3	7.0	6.4	6.4	6.2	255.6	79.6	65.4	75.5	56.9	57.8
Malta	181	3,011.6	364.7	761.1	740.9	749.2	760.4	854.9	381.0	223.8	227.2	193.2	210.6
Netherlands	138	12,222.2	3,077.3	2,369.3	3,112.1	3,413.3	3,327.5	10,611.2	3,323.6	2,757.3	2,691.1	2,633.3	2,529.5
Portugal	182	2,151.4	711.1	555.4	504.4	469.0	622.5	2,794.9	737.3	645.3	789.7	642.3	717.7
Slovak Republic	936	52.0	16.1	13.3	13.3	12.0	13.4	916.3	242.4	201.8	242.8	240.4	231.2
Slovenia	961	216.1	42.6	38.0	37.0	73.8	67.3	628.8	180.2	158.6	148.0	147.3	174.9
Spain	184	16,183.2	4,542.8	3,915.3	3,990.1	3,995.2	4,282.5	18,897.2	5,258.6	4,658.3	5,198.7	4,382.1	4,658.2
Australia	193	2,780.7	527.8	526.7	723.6	725.5	804.9	6,121.5	1,969.6	1,689.0	1,785.2	946.5	1,700.8
Canada	156	3,649.8	733.4	717.3	990.2	1,132.4	809.9	6,108.1	1,862.2	1,455.6	1,611.4	1,335.9	1,705.2
China,P.R.: Hong Kong	532	5,058.2	1,526.9	1,397.9	1,298.9	1,190.4	1,171.0	4,783.9	1,135.0	1,261.1	1,184.4	1,157.0	1,181.3
China,P.R.: Macao	546	39.7	189.8	11.9	9.2	8.2	10.3	2.1	664.2	0.4	0.5	0.9	0.3
Czech Republic	935	303.7	78.2	66.7	88.2	67.0	81.7	2,674.5	833.1	665.6	712.5	644.9	651.5
Denmark	128	360.3	119.3	83.1	72.6	91.3	113.3	2,762.1	664.6	754.2	693.7	644.6	669.6
Iceland	176	92.5	6.1	10.2	58.8	13.3	10.2	23.0	15.2	4.1	5.1	9.6	4.1
Israel	436	915.3	237.8	233.0	230.4	226.6	225.3	3,188.8	751.0	767.7	789.9	809.7	821.4
Japan	158	57,431.0	15,827.4	13,553.5	13,135.3	15,395.9	15,346.3	32,604.1	10,185.7	8,669.0	7,943.2	7,906.6	8,085.2
Korea, Republic of	542	52,107.2	14,036.4	10,809.6	12,280.5	13,707.5	15,309.6	25,885.9	7,255.4	6,220.4	6,349.3	5,584.4	7,731.7
New Zealand	196	1,482.4	278.7	275.3	358.2	443.7	405.2	2,384.4	570.2	571.0	600.3	475.1	738.1
Norway	142	250.1	82.7	58.0	63.3	48.1	80.8	811.5	207.4	215.6	189.3	158.8	247.8
San Marino	135	0.3	0.0	0.0	0.1	0.1	0.1	11.6	2.4	3.9	3.0	2.6	2.1
Singapore	576	21,943.3	5,031.5	4,502.6	5,392.0	5,874.2	6,174.5	5,337.7	1,600.8	1,288.1	1,324.5	1,412.9	1,312.3
Sweden	144	514.1	143.2	113.0	90.9	107.6	202.6	5,059.8	1,414.5	1,257.5	1,322.0	1,192.0	1,288.2
Switzerland	146	17,526.8	1,146.5	4,237.5	5,437.4	5,398.4	2,453.5	13,874.5	4,031.1	3,841.9	3,249.5	2,898.8	3,884.3
Taiwan Prov.of China	528	15,300.7	4,909.1	3,387.4	4,231.5	4,268.7	3,413.0	4,684.0	1,268.2	1,246.5	1,253.2	1,116.1	1,068.2
United Kingdom	112	10,466.4	3,300.2	2,532.5	2,551.3	2,764.2	2,618.4	19,659.9	5,392.0	4,641.2	5,164.6	4,316.1	5,538.0
United States	111	41,436.9	10,046.6	8,928.0	10,232.2	11,113.4	11,163.4	66,436.1	17,954.9	17,000.5	15,874.8	16,187.0	17,373.8
Vatican	187	0.0	0.0	0.1	0.0	0.0	0.0	0.0	0.0
Emerg. & Dev. Economies	200	405,578.1	111,352.2	90,951.9	101,787.8	103,607.1	109,231.4	451,488.3	119,772.1	105,989.1	118,843.4	112,027.8	114,628.0
Emerg. & Dev. Asia	505	203,606.6	54,761.6	43,786.7	50,368.9	53,056.5	56,394.6	194,934.3	49,916.0	46,249.0	52,318.7	47,992.8	48,373.8
American Samoa	859	0.0	0.0	0.0	0.0	0.0	0.0	1.1	0.2	0.2	0.3	0.3	0.3
Bangladesh	513	2,941.4	774.5	708.2	742.8	718.0	772.4	1,073.4	271.3	254.7	272.1	249.6	297.0
Bhutan	514	1.5	0.6	0.5	0.4	0.3	0.3	2.8	0.7	0.7	0.7	0.7	0.7
Brunei Darussalam	516	7.9	4.4	1.7	1.6	1.6	3.0	8.2	2.0	2.0	2.1	1.9	2.2
Cambodia	522	54.6	13.7	13.5	13.9	12.9	14.3	208.1	59.8	52.3	53.1	49.9	52.9
China,P.R.: Mainland	924	96,960.5	27,575.4	20,949.6	23,492.7	25,682.4	26,835.8	112,071.6	28,684.2	25,198.9	30,863.4	28,059.1	27,950.2
Fiji	819	7.1	2.0	1.7	1.8	1.8	1.8	4.2	1.1	1.0	1.1	1.0	1.1
F.T. French Polynesia	887	1.0	0.4	0.2	0.3	0.3	0.3	0.2	0.1	0.1	0.1	0.1	0.1
F.T. New Caledonia	839	24.9	5.9	6.3	6.2	6.1	6.2	0.4	0.1	0.1	0.1	0.1	0.1
Guam	829	0.1	0.0	0.0	0.0	0.0	0.0	0.0	0.0	0.0	0.0	0.0	0.0
India	534	70,251.2	17,924.4	14,762.8	17,912.0	18,104.2	19,472.2	41,083.6	9,933.7	10,383.8	10,631.6	10,066.8	10,001.4
Indonesia	536	5,143.6	1,634.7	1,233.2	1,235.9	1,245.9	1,428.6	7,871.2	1,989.7	1,827.6	2,102.3	1,893.5	2,047.8
Kiribati	826	0.8	0.2	0.2	0.2	0.2	0.2
Lao People's Dem.Rep	544	0.9	0.2	0.2	0.2	0.2	0.2	1.1	0.3	0.2	0.3	0.3	0.3
Malaysia	548	6,601.7	1,540.0	1,504.5	1,516.6	1,762.2	1,818.4	8,162.2	1,935.5	2,010.4	2,144.0	1,901.7	2,106.1

Middle East, North Africa, and Pakistan (440)

In Millions of U.S. Dollars

		Exports (FOB)						Imports (CIF)					
		2016	2015Q4	2016Q1	2016Q2	2016Q3	2016Q4	2016	2015Q4	2016Q1	2016Q2	2016Q3	2016Q4
Maldives	556	366.7	84.0	83.8	97.5	91.5	93.8	7.0	1.9	1.8	1.8	1.7	1.8
Marshall Islands	867	0.2	0.1	0.1	0.1	0.1	0.1	39.9	6.0	9.0	9.9	9.0	12.0
Micronesia	868	0.7	0.0	0.0	0.0	0.0	0.7	0.6	0.2	0.2	0.2	0.1	0.1
Mongolia	948	2.4	0.5	0.6	0.7	0.6	0.6	8.5	2.1	2.2	2.1	2.1	2.1
Myanmar	518	375.2	103.4	93.8	86.7	91.6	103.1	151.2	42.5	37.0	39.4	35.5	39.4
Nauru	836	0.0	0.0	0.0	0.0	0.0	0.0	0.1	0.0	0.0	0.0	0.0	0.0
Nepal	558	288.8	56.9	52.5	76.1	81.2	79.0	4.1	1.2	1.0	1.0	1.0	1.1
Papua New Guinea	853	15.1	3.7	3.8	3.8	3.8	3.8	4.1	1.5	0.9	1.0	1.4	0.8
Philippines	566	2,672.9	699.8	820.4	690.0	593.6	568.9	1,087.8	314.6	269.0	283.1	256.6	279.1
Samoa	862	0.0	0.0	0.0	0.0	0.0	0.0	2.2	0.5	0.6	0.6	0.5	0.6
Solomon Islands	813	0.0	0.0	0.0	0.0	0.0	0.0	0.4	0.1	0.1	0.1	0.1	0.1
Sri Lanka	524	1,525.2	389.9	292.3	360.1	398.0	474.8	804.4	212.9	209.9	195.6	197.4	201.6
Thailand	578	13,656.4	3,316.7	2,669.8	3,478.1	3,581.5	3,927.1	10,722.2	3,256.3	3,076.2	2,669.7	2,545.1	2,431.2
Timor-Leste	537	1.1	0.3	0.3	0.3	0.3	0.3	0.7	0.3	0.2	0.1	0.1	0.3
Tonga	866	0.2	0.1	0.0	0.1	0.1	0.1	0.0	0.0	0.0	0.0	0.0	0.0
Vanuatu	846	0.3	0.1	0.1	0.1	0.1	0.1	108.3	0.1	26.3	31.0	23.0	27.9
Vietnam	582	2,373.5	541.1	505.6	566.1	605.1	696.8	6,937.6	2,004.6	1,762.8	1,819.4	1,620.7	1,734.7
Asia n.s.	598	331.3	88.6	81.3	84.8	73.4	91.9	4,566.4	1,192.1	1,120.0	1,192.4	1,073.2	1,180.8
Europe	170	21,992.5	5,430.0	4,569.2	5,550.7	5,400.6	6,472.0	69,368.8	18,453.1	16,065.8	17,795.6	17,376.9	18,130.6
Emerg. & Dev. Europe	903	19,162.7	4,645.5	3,901.9	4,719.7	4,740.4	5,800.7	45,057.3	11,271.4	10,550.9	11,816.0	10,443.4	12,247.1
Albania	914	57.0	17.4	12.3	14.9	14.1	15.6	25.9	8.4	6.4	6.7	6.2	6.6
Bosnia and Herzegovina	963	18.9	5.3	4.2	5.0	5.0	4.7	84.0	25.3	20.9	21.9	19.8	21.3
Bulgaria	918	194.3	54.9	58.7	47.2	46.2	42.2	1,652.3	345.4	335.1	397.3	471.6	448.3
Croatia	960	637.8	128.5	80.5	147.8	220.5	188.9	433.5	93.7	115.9	109.3	111.2	97.2
Faroe Islands	816	0.2	0.1	0.0	0.0	0.0	0.1	0.8	0.1	0.1	0.2	0.2	0.2
Gibraltar	823	0.1	0.0	0.0	0.0	0.0	0.0	16.4	0.3	0.6	0.7	2.4	12.7
Hungary	944	385.9	174.3	95.8	60.7	85.2	144.2	1,683.1	457.3	404.3	424.9	409.2	444.6
Kosovo	967	0.6	0.1	0.2	0.2	0.1	0.2	0.0
Macedonia, FYR	962	25.4	4.2	4.2	7.2	9.1	4.8	24.0	6.4	5.8	6.1	5.8	6.3
Montenegro	943	3.4	1.3	0.9	0.8	0.7	0.9	41.3	11.4	10.6	10.2	10.4	10.1
Poland	964	1,960.1	403.6	358.6	311.9	649.0	640.6	3,708.3	864.3	872.2	916.8	904.7	1,014.7
Romania	968	582.0	104.9	115.6	164.2	164.7	137.5	4,095.2	1,030.2	1,086.8	1,010.2	1,043.7	954.5
Serbia, Republic of	942	254.0	25.6	46.4	112.2	77.5	18.0	204.4	50.5	53.1	54.3	52.1	45.0
Turkey	186	15,042.9	3,725.2	3,124.3	3,847.6	3,468.1	4,603.0	33,088.1	8,378.0	7,639.2	8,857.4	7,405.9	9,185.6
CIS	901	2,829.1	784.4	667.2	830.5	660.2	671.3	22,567.4	6,710.3	5,093.8	5,513.6	6,514.2	5,445.8
Armenia	911	217.6	65.9	44.7	49.2	57.3	66.3	216.4	58.1	48.9	41.4	52.3	73.8
Azerbaijan, Rep. of	912	154.9	46.4	36.9	40.6	40.9	36.5	518.4	140.7	122.8	135.5	129.1	131.0
Belarus	913	129.9	29.5	21.1	31.5	46.0	31.2	212.0	47.3	62.5	65.7	39.0	44.7
Georgia	915	247.9	72.5	46.9	66.6	68.6	65.8	189.3	28.1	48.7	40.4	57.3	42.9
Kazakhstan	916	141.6	40.0	28.2	38.9	36.2	38.3	925.8	188.1	219.8	238.9	203.0	264.2
Kyrgyz Republic	917	11.2	3.6	2.4	3.1	2.9	2.9	98.0	29.0	24.1	25.0	22.6	26.2
Moldova	921	5.9	0.9	1.6	1.5	1.4	1.5	64.1	17.6	11.4	20.8	14.6	17.2
Russian Federation	922	1,330.4	359.7	368.5	439.6	251.7	270.5	13,745.7	4,357.4	3,124.0	3,404.3	4,208.1	3,009.3
Tajikistan	923	228.3	74.2	35.2	67.4	58.1	67.6	145.2	27.9	35.2	36.6	30.9	42.4
Turkmenistan	925	2.5	2.4	0.5	0.5	0.6	0.9	1.7	167.9	0.4	0.5	0.4	0.4
Ukraine	926	355.8	88.5	80.5	90.6	95.7	89.0	5,865.6	1,529.8	1,255.4	1,356.8	1,630.3	1,623.1
Uzbekistan	927	3.1	0.7	0.7	1.0	0.7	0.7	585.4	118.2	140.5	147.8	126.4	170.7
Europe n.s.	884	0.7	0.2	0.1	0.5	0.0	0.0	1,744.1	471.4	421.1	466.0	419.3	437.8
Mid East, N Africa, Pak	440	150,571.9	41,678.6	36,092.8	38,461.9	37,475.9	38,541.3	141,693.1	39,248.7	33,242.2	37,078.0	34,806.5	36,566.5
Afghanistan, I.R. of	512	3,954.4	920.6	1,066.8	1,010.3	835.7	1,041.6	454.6	115.9	100.9	120.0	112.0	121.8
Algeria	612	2,438.6	619.0	621.1	629.6	584.4	603.5	2,257.6	505.3	534.2	602.4	533.7	587.3
Bahrain, Kingdom of	419	2,162.2	646.2	547.3	540.2	509.3	565.5	3,813.5	1,144.4	964.1	1,010.9	897.0	941.4
Djibouti	611	660.8	176.7	148.3	176.4	165.8	170.3	126.9	29.1	24.4	36.0	29.1	37.4
Egypt	469	9,445.4	2,326.3	2,278.7	2,385.7	2,273.1	2,507.8	8,409.5	2,130.3	2,017.6	2,205.3	2,061.3	2,125.3
Iran, I.R. of	429	17,690.9	4,054.1	3,450.0	4,608.9	4,446.9	5,185.1	4,700.7	1,184.4	1,188.7	1,202.3	1,048.5	1,261.2
Iraq	433	2,259.7	670.6	578.4	559.5	599.4	522.4	1,748.2	484.1	409.5	452.6	426.4	459.7
Jordan	439	4,054.4	1,175.7	1,043.4	1,199.7	1,044.9	766.3	2,622.1	824.3	664.4	810.7	773.4	373.6
Kuwait	443	5,801.9	1,692.3	1,401.0	1,496.9	1,409.9	1,494.0	5,994.7	1,656.9	1,330.6	1,666.1	1,496.3	1,501.7
Lebanon	446	2,689.9	787.6	647.1	792.7	667.5	582.6	1,739.8	527.9	420.1	460.2	404.4	455.2
Libya	672	1,402.4	366.4	358.7	359.3	325.4	359.1	1,412.8	428.5	338.8	362.2	332.9	378.9

Middle East, North Africa, and Pakistan (440)

In Millions of U.S. Dollars

		Exports (FOB)						Imports (CIF)					
		2016	2015Q4	2016Q1	2016Q2	2016Q3	2016Q4	2016	2015Q4	2016Q1	2016Q2	2016Q3	2016Q4
Mauritania	682	473.5	53.0	121.3	128.8	100.8	122.6	14.7	3.9	3.9	4.0	3.4	3.5
Morocco	686	2,806.5	755.5	666.2	722.6	677.7	739.9	1,538.4	484.8	426.9	409.9	346.5	355.1
Oman	449	25,549.3	8,989.3	6,209.2	6,353.0	6,713.6	6,273.5	5,933.6	1,542.7	1,406.4	1,480.9	1,477.5	1,568.8
Pakistan	564	13,184.5	3,048.4	2,802.8	3,377.8	3,313.7	3,690.2	4,169.2	1,033.6	1,034.7	1,073.5	943.8	1,117.3
Qatar	453	5,568.8	1,542.2	1,482.8	1,412.8	1,325.4	1,347.8	4,803.3	1,200.9	1,090.3	1,244.1	1,236.1	1,232.8
Saudi Arabia	456	18,367.3	5,501.1	5,034.8	4,756.9	4,447.8	4,127.7	20,771.4	5,800.2	5,000.4	5,465.5	5,035.8	5,269.6
Somalia	726	540.1	140.7	123.1	124.5	144.1	148.3	685.5	223.6	175.6	179.1	165.3	165.5
Sudan	732	2,045.2	522.2	450.8	558.8	519.6	515.9	2,852.2	516.3	512.3	764.6	699.0	876.4
Syrian Arab Republic	463	928.5	270.8	237.0	225.5	206.9	259.2	614.9	170.2	154.8	154.0	140.3	165.8
Tunisia	744	1,581.9	403.8	353.5	395.5	383.4	449.5	1,055.9	279.9	251.8	277.0	259.1	268.0
United Arab Emirates	466	23,440.3	6,154.4	5,597.7	5,685.4	5,936.8	6,220.3	65,568.8	18,852.5	15,099.2	16,986.3	16,283.3	17,200.0
West Bank and Gaza	487	382.1	93.6	87.5	100.1	97.5	96.9	65.6	20.5	15.9	22.0	17.1	10.6
Yemen, Republic of	474	3,143.4	768.1	785.2	861.2	746.1	750.9	332.6	86.4	75.0	86.5	82.9	88.2
Middle East n.s.	489	6.7	2.0	1.8	1.9	1.4	1.7
Sub-Saharan Africa	603	20,771.4	6,678.7	4,327.7	5,226.2	5,454.4	5,763.0	20,141.4	5,434.7	4,734.5	5,274.4	5,002.7	5,129.8
Angola	614	438.0	117.1	93.3	101.1	113.4	130.1	988.2	270.2	234.3	256.0	231.7	266.2
Benin	638	179.3	35.3	46.9	48.0	41.8	42.5	305.9	79.3	76.2	80.6	73.8	75.3
Botswana	616	23.6	7.7	5.5	5.9	5.7	6.4	472.0	129.4	112.0	122.2	110.6	127.3
Burkina Faso	748	100.1	23.5	25.7	25.6	22.3	26.4	45.6	6.1	11.1	11.9	11.0	11.6
Burundi	618	74.9	12.8	16.0	17.7	22.5	18.7	171.2	47.4	40.6	44.4	40.2	45.9
Cabo Verde	624	3.2	1.0	0.7	0.9	0.8	0.9	11.7	1.4	2.8	3.2	2.8	3.0
Cameroon	622	229.9	54.5	56.0	60.4	54.5	58.9	395.0	108.5	94.4	102.4	92.4	105.8
Central African Rep.	626	9.2	2.7	2.1	2.4	2.4	2.3	10.4	2.5	2.5	3.0	2.4	2.5
Chad	628	15.0	4.5	3.6	4.0	3.4	4.1	78.2	21.2	18.7	20.2	18.5	20.9
Comoros	632	82.1	20.0	18.1	25.0	18.0	21.0	13.4	4.2	3.4	3.5	3.1	3.4
Congo, Dem. Rep. of	636	31.9	9.0	8.3	8.1	7.4	8.0	646.9	200.1	171.6	172.4	146.8	156.1
Congo, Republic of	634	195.1	53.2	54.0	48.3	46.1	46.6	797.4	207.8	182.9	204.6	189.3	220.6
Côte d'Ivoire	662	524.7	153.0	137.1	132.4	122.3	132.9	155.9	48.1	41.7	41.3	36.2	36.6
Equatorial Guinea	642	30.9	6.3	8.7	7.9	6.5	7.8	37.1	1.3	9.1	9.4	9.2	9.5
Eritrea	643	196.4	88.4	42.1	62.3	43.5	48.4	25.6	7.3	6.2	6.7	5.8	6.8
Ethiopia	644	2,283.8	719.0	518.7	611.5	603.7	550.0	534.3	285.2	133.8	141.5	127.8	131.2
Gabon	646	146.4	39.6	38.5	36.3	33.2	38.3	47.6	13.6	11.8	12.7	10.9	12.1
Gambia, The	648	34.8	9.3	9.1	8.8	8.2	8.7	5.0	0.8	1.2	1.3	1.2	1.3
Ghana	652	572.0	161.7	145.4	158.1	134.0	134.5	684.6	152.7	140.8	188.4	188.9	166.5
Guinea	656	217.8	63.2	54.0	59.5	52.2	52.1	364.9	53.5	52.3	114.1	102.7	95.9
Guinea-Bissau	654	15.4	3.9	3.9	3.9	3.7	3.9	5.2	1.0	2.0	1.2	0.9	1.1
Kenya	664	2,324.2	616.9	503.9	623.1	588.8	608.4	1,301.5	335.3	309.0	343.4	309.9	339.2
Lesotho	666	5.0	1.1	1.2	1.2	1.2	1.4	20.1	5.5	4.8	5.1	4.9	5.4
Liberia	668	34.5	10.4	8.9	9.1	8.3	8.3	118.7	31.9	28.4	31.0	27.8	31.5
Madagascar	674	362.8	92.3	81.1	95.2	91.3	95.3	148.8	42.0	35.6	38.5	35.0	39.8
Malawi	676	237.4	68.9	51.1	61.9	67.8	56.5	75.9	23.3	18.1	19.1	18.4	20.3
Mali	678	182.0	38.7	50.2	47.3	38.0	46.4	2,348.6	643.5	557.9	608.2	550.0	632.6
Mauritius	684	179.0	37.5	35.8	45.2	46.1	51.8	69.6	20.9	17.1	18.6	16.7	17.2
Mozambique	688	539.5	152.0	120.6	133.1	133.0	152.7	170.6	45.8	40.2	43.1	41.4	45.9
Namibia	728	40.1	8.3	9.8	9.9	9.2	11.1	25.3	7.8	6.1	6.5	5.9	6.7
Niger	692	67.3	14.8	17.5	17.1	14.9	17.7	187.7	51.1	44.7	48.5	44.3	50.2
Nigeria	694	984.8	232.1	222.9	267.0	239.5	255.4	1,148.3	379.0	295.4	286.9	290.5	275.4
Rwanda	714	129.2	31.0	22.9	25.2	36.6	44.5	101.6	28.6	24.1	26.5	24.0	26.9
São Tomé & Príncipe	716	2.3	0.6	0.5	0.8	0.5	0.5	0.1	0.0	0.0	0.0	0.0	0.0
Senegal	722	541.3	122.1	130.1	137.2	128.0	146.0	96.1	34.3	22.7	24.5	24.3	24.5
Seychelles	718	208.6	62.4	46.8	50.2	53.3	58.3	9.5	2.3	1.9	2.4	2.7	2.6
Sierra Leone	724	129.9	54.8	41.8	33.5	25.5	29.0	40.8	12.1	9.9	10.6	9.7	10.6
South Africa	199	6,201.8	1,504.8	1,071.1	1,463.4	1,786.6	1,880.7	4,786.2	1,162.2	1,066.2	1,257.9	1,289.5	1,172.6
South Sudan, Rep. of	733	39.2	9.8	9.8	9.8	9.8	9.8	1.2	0.3	0.3	0.3	0.3	0.3
Swaziland	734	5.9	25.4	1.4	1.5	1.5	1.5	32.2	15.1	7.4	8.4	7.8	8.7
Tanzania	738	1,064.1	1,681.9	237.0	287.7	277.1	262.4	967.2	265.8	228.2	249.8	228.7	260.4
Togo	742	181.9	41.0	45.5	48.7	43.4	44.3	526.6	120.0	132.4	134.0	128.8	131.4
Uganda	746	802.7	161.1	121.7	164.4	208.1	308.5	367.9	71.1	140.1	124.8	70.2	32.8
Zambia	754	925.8	56.6	167.3	221.5	256.1	281.0	1,530.9	416.7	329.6	380.8	399.3	421.2
Zimbabwe	698	163.3	43.4	35.7	39.7	42.0	45.9	246.1	75.9	59.5	58.8	63.0	64.8

Middle East, North Africa, and Pakistan (440)

In Millions of U.S. Dollars

		Exports (FOB)						Imports (CIF)					
		2016	2015Q4	2016Q1	2016Q2	2016Q3	2016Q4	2016	2015Q4	2016Q1	2016Q2	2016Q3	2016Q4
Africa n.s.	799	14.6	25.3	5.3	4.2	2.1	3.0	23.6	2.8	5.5	5.6	3.4	9.1
Western Hemisphere	205	8,635.7	2,803.3	2,175.4	2,180.1	2,219.7	2,060.6	25,350.6	6,719.7	5,697.6	6,376.8	6,848.8	6,427.4
Anguilla	312	0.3	0.0	0.1	0.0	0.0	0.1	0.3	0.0	0.1	0.1	0.1	0.1
Antigua and Barbuda	311	0.6	0.2	0.1	0.1	0.1	0.2	0.4	0.1	0.1	0.1	0.1	0.1
Argentina	213	548.9	137.6	136.8	136.6	139.1	136.4	5,178.3	1,358.7	1,188.1	1,324.3	1,357.1	1,308.8
Aruba	314	9.2	2.7	2.3	2.3	2.3	2.3	5.2	0.7	0.7	0.7	0.7	3.0
Bahamas, The	313	1.1	0.3	0.3	0.3	0.3	0.3	4.8	1.2	1.2	1.2	1.2	1.2
Barbados	316	1.5	0.2	0.3	0.4	0.4	0.4	0.6	0.1	0.1	0.1	0.1	0.2
Belize	339	5.6	0.9	1.3	1.4	1.4	1.5	20.7	5.5	5.1	5.2	4.8	5.5
Bermuda	319	0.2	0.1	0.0	0.0	0.0	0.0	1.8	0.6	0.5	0.5	0.4	0.4
Bolivia	218	3.1	0.7	0.7	0.7	0.8	0.8	73.0	14.2	14.4	19.8	18.0	20.7
Brazil	223	6,248.4	2,261.4	1,632.3	1,562.0	1,596.3	1,457.8	14,359.3	3,886.8	3,272.9	3,434.6	3,968.0	3,683.8
Chile	228	225.4	46.7	44.4	45.0	77.3	58.8	506.2	98.4	100.9	188.4	134.2	82.8
Colombia	233	101.3	25.5	24.5	25.5	25.0	26.3	252.6	57.5	73.3	70.7	56.8	51.8
Costa Rica	238	21.7	4.9	5.5	5.6	5.0	5.6	59.3	17.8	15.0	15.9	13.9	14.6
Curacao	354	0.1	0.0	0.0	0.0	0.0	0.0	2.7	0.8	0.7	0.7	0.6	0.7
Dominica	321	0.7	0.1	0.2	0.2	0.2	0.2	9.1	3.1	2.4	2.4	2.1	2.1
Dominican Republic	243	38.3	9.8	9.1	9.6	9.7	9.8	33.9	9.1	8.1	8.9	8.2	8.6
Ecuador	248	18.4	6.7	4.2	4.5	4.6	5.1	338.1	183.6	84.1	88.4	81.9	83.7
El Salvador	253	29.8	7.4	7.3	9.0	7.0	6.5	21.3	3.8	5.4	5.6	5.0	5.3
Falkland Islands	323	0.3	0.1	0.1	0.1	0.1	0.1
Greenland	326	0.1	0.0	0.0	0.0	0.0	0.0	7.4	2.2	1.8	2.0	1.8	1.9
Grenada	328	0.5	0.1	0.1	0.1	0.1	0.1	0.2	0.2	0.1	0.1	0.1	0.1
Guatemala	258	84.2	21.3	19.9	21.5	21.0	21.8	283.0	68.6	71.0	74.2	67.0	70.8
Guyana	336	4.7	0.9	1.3	1.2	1.0	1.1	3.8	1.1	0.9	1.0	0.9	1.0
Haiti	263	6.8	1.6	1.6	1.7	1.7	1.8	3.4	0.9	0.8	0.9	0.8	0.9
Honduras	268	17.3	4.6	4.7	4.5	4.0	4.0	4.2	2.8	0.8	1.0	1.4	0.9
Jamaica	343	13.1	3.4	3.1	3.1	3.5	3.4	30.6	8.4	7.3	7.9	7.2	8.2
Mexico	273	770.9	138.0	154.8	226.0	200.5	189.5	2,774.0	640.0	526.5	748.9	786.2	712.3
Montserrat	351	0.6	0.0	0.2	0.2	0.1	0.2	0.0	0.0	0.0	0.0	0.0	0.0
Netherlands Antilles	353	0.9	0.1	0.3	0.3	0.2	0.2	0.0	0.0	0.0	0.0	0.0	0.0
Nicaragua	278	14.6	3.5	3.5	3.6	3.5	3.9	7.1	2.0	1.8	1.8	1.7	1.9
Panama	283	19.1	6.5	4.6	4.9	4.6	4.9	45.4	9.8	11.3	11.4	11.4	11.4
Paraguay	288	18.0	7.4	6.0	3.8	3.8	4.3	203.6	80.6	47.5	54.7	52.5	48.9
Peru	293	242.5	62.2	61.4	59.7	57.3	64.1	119.6	30.7	29.1	31.3	29.0	30.2
St. Kitts and Nevis	361	1.6	0.7	0.3	0.4	0.4	0.5	0.2	0.1	0.0	0.1	0.0	0.0
St. Lucia	362	0.2	0.0	0.0	0.0	0.0	0.0	0.6	0.2	0.2	0.2	0.1	0.2
St. Vincent & Grens.	364	0.2	0.0	0.0	0.0	0.0	0.0	0.0	0.0	0.0	0.0	0.0	0.0
Suriname	366	2.3	0.8	0.6	0.6	0.6	0.6	385.8	105.4	91.5	99.9	90.3	104.0
Trinidad and Tobago	369	14.8	3.9	4.0	3.5	3.6	3.6	189.2	11.7	47.3	47.4	47.3	47.3
Uruguay	298	77.8	13.7	16.5	19.9	20.0	21.4	107.5	29.6	21.1	25.7	28.6	32.0
Venezuela, Rep. Bol.	299	88.1	28.8	21.4	20.2	24.0	22.5	168.7	39.7	46.1	43.5	37.8	41.3
Western Hem. n.s.	399	3.1	0.2	1.1	1.5	0.2	0.3	148.3	43.5	19.1	57.3	31.4	40.6
Other Countries n.i.e	910	165.8	44.3	34.6	40.4	41.3	49.5	121.0	47.1	23.0	47.1	25.5	25.4
Cuba	928	160.1	43.1	33.3	39.1	40.0	47.8	43.8	26.4	4.6	26.7	7.0	5.6
Korea, Dem. People's Rep.	954	5.7	1.2	1.3	1.3	1.4	1.7	77.2	20.7	18.4	20.4	18.5	19.8
Special Categories	899	1,073.2	290.5	286.7	291.4	259.2	236.0	4,016.3	1,086.0	917.5	1,047.9	957.8	1,093.2
Countries & Areas n.s.	898	16,387.2	4,214.1	3,748.7	3,980.4	4,238.7	4,419.4	111,440.0	29,659.3	26,104.8	28,845.8	26,269.3	30,220.0
Memorandum Items													
Africa	605	31,278.7	9,339.8	6,802.3	7,952.6	8,020.5	8,503.3	28,671.4	7,477.4	6,663.2	7,547.1	7,038.5	7,422.7
Middle East	405	122,886.4	35,038.8	29,738.9	31,337.7	30,750.6	31,059.3	128,538.1	36,056.2	30,177.7	33,611.5	31,714.7	33,034.3
European Union	998	112,320.2	29,638.2	25,171.2	27,163.2	29,434.1	30,551.7	208,657.1	58,784.1	50,692.1	54,245.0	48,857.1	54,862.9
Export earnings: fuel	080	111,538.3	31,985.0	26,987.9	28,314.2	27,886.3	28,349.9	136,657.2	38,942.9	31,924.3	35,400.9	34,385.3	34,946.7
Export earnings: nonfuel	092	640,241.2	167,268.8	141,145.0	158,658.7	168,074.8	172,362.8	799,750.3	217,088.0	193,222.7	206,933.4	190,813.6	208,780.5

Western Hemisphere (205)

In Millions of U.S. Dollars

		Exports (FOB)						Imports (CIF)					
		2016	2015Q4	2016Q1	2016Q2	2016Q3	2016Q4	2016	2015Q4	2016Q1	2016Q2	2016Q3	2016Q4
IFS World		877,742.6	216,621.7	194,462.2	221,424.2	222,649.0	226,569.5	962,226.5	253,072.0	218,787.7	232,364.5	243,094.3	243,498.5
World	001	867,862.5	219,093.9	197,142.1	222,236.4	223,421.1	225,062.9	931,690.7	250,570.2	217,714.5	232,776.6	242,561.2	238,638.5
Advanced Economies	110	560,262.5	142,983.0	128,975.8	141,514.0	142,685.7	147,087.0	529,783.7	140,708.1	124,383.6	134,577.3	136,895.8	133,927.0
Euro Area	163	76,379.6	18,511.2	17,283.6	19,692.4	20,577.3	18,826.3	103,384.0	28,378.3	24,526.8	25,968.3	27,509.0	25,380.0
Austria	122	341.7	102.0	76.5	89.9	95.1	80.2	3,200.5	827.6	732.5	692.1	931.2	844.7
Belgium	124	7,136.7	1,611.7	1,651.3	1,694.5	1,910.5	1,880.4	3,832.9	1,015.9	863.4	952.5	986.3	1,030.7
Cyprus	423	65.5	12.2	22.0	13.5	12.9	17.2	7.5	1.6	0.8	1.1	1.9	3.7
Estonia	939	140.5	24.6	23.1	29.8	54.0	33.6	121.7	33.8	26.1	29.7	34.3	31.6
Finland	172	810.1	189.0	248.0	204.8	185.3	172.0	1,902.1	520.1	485.7	441.6	511.9	463.0
France	132	6,789.6	1,527.6	1,575.5	1,759.3	1,929.9	1,524.9	14,403.9	4,177.2	3,649.0	3,535.5	3,692.2	3,527.1
Germany	134	14,189.5	3,277.4	3,001.7	3,703.7	3,601.7	3,882.3	35,712.5	9,901.1	8,492.4	9,287.8	9,257.4	8,674.9
Greece	174	621.0	253.7	153.4	172.9	142.8	151.9	487.0	103.1	101.4	126.1	167.5	92.0
Ireland	178	997.9	349.0	251.5	236.2	265.2	245.0	2,872.4	769.2	683.8	671.2	743.9	773.5
Italy	136	8,903.4	2,199.4	2,106.3	2,343.6	2,314.5	2,138.9	15,507.0	4,059.3	3,514.3	3,911.2	4,084.4	3,997.1
Latvia	941	194.9	43.0	40.4	71.4	40.8	42.3	92.4	18.4	21.9	23.2	23.4	24.0
Lithuania	946	147.8	37.9	36.3	44.0	32.2	35.3	258.2	36.3	61.3	66.1	63.6	67.1
Luxembourg	137	12.8	19.6	3.5	2.9	2.3	4.1	168.1	18.6	116.5	14.5	19.3	17.8
Malta	181	46.7	22.8	12.2	10.9	11.3	12.3	47.6	5.3	6.0	6.1	27.3	8.2
Netherlands	138	19,939.1	4,920.2	4,453.2	4,953.8	5,670.7	4,861.4	7,268.8	2,220.2	1,635.0	1,637.6	2,189.2	1,807.0
Portugal	182	1,490.3	311.2	391.3	439.9	340.8	318.3	1,827.9	505.7	404.9	398.0	444.5	580.5
Slovak Republic	936	45.1	9.7	10.3	14.3	9.0	11.6	238.8	68.0	62.6	60.9	59.3	56.0
Slovenia	961	518.3	121.4	112.3	153.9	148.4	103.8	144.3	35.3	32.5	35.0	36.3	40.5
Spain	184	12,665.3	3,044.7	2,768.1	3,305.7	3,394.2	3,197.3	14,314.8	3,779.2	3,381.4	3,773.9	3,908.5	3,251.0
Australia	193	2,729.7	625.1	764.5	644.9	674.7	645.6	2,423.8	618.0	601.3	607.5	650.0	564.9
Canada	156	19,423.6	4,990.2	4,852.6	4,761.6	4,970.7	4,838.8	16,196.1	4,687.8	3,843.8	4,094.4	4,145.1	4,112.7
China,P.R.: Hong Kong	532	3,665.4	955.0	996.4	878.9	862.7	927.5	1,802.1	533.3	408.1	436.9	442.5	514.7
China,P.R.: Macao	546	1.0	0.5	0.4	0.2	0.3	0.2	7.1	1.4	1.5	0.9	1.6	3.0
Czech Republic	935	151.8	28.7	32.2	40.5	38.9	40.1	952.7	214.7	233.7	236.3	236.4	246.3
Denmark	128	1,494.9	352.1	331.2	406.3	386.7	370.6	2,995.4	708.1	720.3	810.4	731.5	733.3
Iceland	176	143.7	61.8	42.9	32.8	31.3	36.7	36.3	5.6	7.0	11.5	11.1	6.8
Israel	436	1,501.3	284.7	399.9	394.3	388.6	318.5	2,121.1	571.5	472.8	515.3	625.8	507.3
Japan	158	17,085.2	4,362.4	4,184.6	4,164.5	4,115.1	4,620.9	31,751.6	8,347.2	7,379.9	8,298.5	7,961.8	8,111.3
Korea, Republic of	542	12,698.4	3,386.5	3,112.7	3,044.4	3,452.8	3,088.5	28,328.1	7,071.6	6,062.3	8,281.8	7,313.8	6,670.2
New Zealand	196	463.5	116.7	110.4	121.3	125.8	106.0	852.0	208.3	233.8	185.7	210.4	222.0
Norway	142	1,034.0	277.8	240.2	303.4	234.3	256.1	1,552.9	557.8	460.7	391.8	370.8	329.7
San Marino	135	0.1	0.0	0.0	0.0	0.0	0.0	3.0	0.0	0.1	0.2	0.3	2.3
Singapore	576	5,578.4	1,213.7	843.6	1,010.4	1,005.4	2,719.0	2,561.6	623.3	602.8	600.3	736.2	622.2
Sweden	144	1,421.6	320.9	329.4	321.5	371.7	399.0	3,431.9	892.0	819.4	857.6	933.2	821.7
Switzerland	146	8,902.5	2,748.8	2,412.6	3,000.8	1,658.8	1,830.3	6,279.9	1,536.7	1,318.1	1,757.2	1,622.1	1,582.5
Taiwan Prov.of China	528	3,745.2	993.0	865.0	951.6	1,054.2	874.3	11,445.6	2,891.3	2,647.5	2,796.9	2,916.0	3,085.2
United Kingdom	112	9,802.5	2,165.1	2,329.0	2,646.1	2,432.3	2,395.1	8,028.0	2,316.7	1,943.6	2,153.2	2,019.8	1,911.4
United States	111	394,039.6	101,588.7	89,844.5	99,098.0	100,303.8	104,793.4	305,630.4	80,544.3	72,100.2	76,572.6	78,458.4	78,499.3
Vatican	187	0.5	0.0	0.1	0.1	0.1	0.1	0.0	0.0	0.0	0.0	0.0	0.0
Emerg. & Dev. Economies	200	298,745.7	73,912.3	66,217.5	78,471.3	78,286.4	75,770.5	394,048.9	107,639.4	91,466.8	96,359.7	103,751.0	102,471.3
Emerg. & Dev. Asia	505	113,212.3	27,384.0	24,524.1	31,776.9	28,820.9	28,090.5	214,974.9	57,456.4	50,338.6	51,707.2	56,764.0	56,165.1
American Samoa	859	0.9	0.0	0.2	0.2	0.2	0.3	2.4	0.1	0.6	0.6	0.6	0.6
Bangladesh	513	1,408.4	381.2	316.5	312.9	443.9	335.0	365.6	93.8	103.8	80.9	90.9	90.0
Bhutan	514	0.2	0.0	0.1	0.0	0.0	0.0	0.1	0.0	0.0	0.0	0.0	0.0
Brunei Darussalam	516	13.5	4.1	3.2	3.5	3.3	3.5	1.5	0.2	0.2	0.1	0.2	1.0
Cambodia	522	19.7	4.3	4.4	4.4	4.7	6.2	122.5	29.5	29.2	28.8	31.9	32.6
China,P.R.: Mainland	924	78,429.8	17,515.7	17,199.2	23,273.0	19,277.3	18,680.3	162,995.0	44,115.8	38,184.3	39,281.9	43,089.4	42,439.4
Fiji	819	3.5	0.6	0.8	0.9	1.0	0.8	9.8	2.6	2.5	2.4	2.5	2.4
F.T. French Polynesia	887	8.2	1.6	1.5	2.1	2.4	2.1	0.1	0.1	0.0	0.0	0.0	0.0
F.T. New Caledonia	839	8.0	2.2	1.6	2.4	2.3	1.8	0.8	0.1	0.1	0.1	0.1	0.4
Guam	829	1.6	0.2	0.4	0.5	0.3	0.4	0.1	0.0	0.0	0.0	0.0	0.0
India	534	14,961.2	4,325.6	2,782.7	3,598.9	4,061.6	4,518.0	11,801.9	3,413.6	2,645.7	2,706.6	3,246.9	3,202.7
Indonesia	536	3,581.7	1,063.5	821.4	898.2	1,016.2	846.0	4,096.9	1,039.4	986.0	984.3	1,070.6	1,056.0
Kiribati	826	0.2	0.0	0.0	0.0	0.1	0.0	0.2	4.4	0.1	0.1	0.1	0.1
Lao People's Dem.Rep	544	1.3	0.1	0.3	0.2	0.2	0.5	1.2	0.3	0.2	0.3	0.3	0.3
Malaysia	548	3,887.0	966.8	942.4	808.6	949.0	1,187.0	11,169.2	2,904.6	2,719.6	2,841.5	2,798.0	2,810.1

Western Hemisphere (205)

In Millions of U.S. Dollars

		Exports (FOB)						Imports (CIF)					
		2016	2015Q4	2016Q1	2016Q2	2016Q3	2016Q4	2016	2015Q4	2016Q1	2016Q2	2016Q3	2016Q4
Maldives	556	20.2	4.0	4.4	5.7	5.5	4.5	0.1	0.0	0.0	0.0	0.0	0.0
Marshall Islands	867	1.9	0.5	0.4	0.3	0.3	0.8	0.2	0.0	0.0	0.1	0.1	0.1
Micronesia	868	0.4	0.0	0.0	0.0	0.0	0.3	0.5	0.1	0.1	0.1	0.1	0.1
Mongolia	948	3.9	0.9	0.5	1.0	1.3	1.2	0.1	0.2	0.1	0.0	0.0	0.0
Myanmar	518	209.7	22.5	46.1	37.5	78.7	47.4	14.0	3.0	3.2	2.7	3.6	4.5
Nauru	836	0.0	0.0	0.4	0.0	0.0	0.0	0.0	0.3
Nepal	558	10.8	4.3	2.5	3.2	2.7	2.5	2.6	0.2	0.3	0.4	0.4	1.5
Palau	565	1.4	0.1	0.0	0.0	1.2	0.1	0.0	0.0	0.0	0.0	0.0	0.0
Papua New Guinea	853	4.0	0.9	0.2	1.0	1.8	1.0	114.7	31.9	29.8	26.2	28.0	30.7
Philippines	566	1,094.0	367.4	224.0	263.1	298.5	308.3	2,884.5	649.9	651.1	704.4	760.9	768.1
Samoa	862	0.9	0.3	0.1	0.2	0.3	0.4	5.0	0.6	0.8	0.7	1.2	2.3
Solomon Islands	813	0.2	0.1	0.1	0.1	0.1	0.0	0.2	0.1	0.0	0.0	0.0	0.0
Sri Lanka	524	189.0	26.0	31.7	60.9	69.9	26.5	367.3	93.6	89.2	85.3	92.0	100.8
Thailand	578	3,211.7	758.5	701.4	857.7	854.9	797.7	11,080.3	2,759.7	2,640.4	2,571.1	2,964.7	2,904.0
Timor-Leste	537	6.7	2.0	2.0	2.1	1.0	1.6	0.0	0.0	0.0	0.0	0.0	0.0
Tonga	866	2.2	0.7	0.9	0.3	0.4	0.6	0.0	0.0	0.0	0.0	0.0	0.0
Vanuatu	846	1.5	0.3	0.4	0.3	0.3	0.4	6.6	2.1	1.5	1.5	1.4	2.2
Vietnam	582	4,669.1	1,630.2	1,268.7	1,115.4	1,203.6	1,081.5	4,072.0	984.1	955.1	946.3	1,057.4	1,113.3
Asia n.s.	598	1,459.4	299.5	165.7	522.2	537.6	233.9	5,859.1	1,326.5	1,294.5	1,440.8	1,522.5	1,601.3
Europe	170	14,307.3	3,299.1	3,243.6	3,785.6	3,772.6	3,505.4	17,199.8	4,170.7	3,767.0	4,284.8	4,748.9	4,399.1
Emerg. & Dev. Europe	903	7,997.3	1,837.3	1,879.7	2,118.4	2,038.5	1,960.8	8,830.4	2,399.5	2,092.4	2,272.6	2,301.0	2,164.3
Albania	914	63.3	15.1	13.5	19.4	14.9	15.5	4.5	0.8	0.8	0.9	1.2	1.6
Bosnia and Herzegovina	963	8.0	2.0	2.0	1.7	2.3	2.0	6.4	1.4	1.3	1.4	1.9	1.7
Bulgaria	918	686.1	191.6	157.4	134.9	184.8	208.9	185.8	50.3	38.3	46.7	54.2	46.6
Croatia	960	217.7	63.5	41.0	47.4	78.3	51.0	48.2	37.4	9.4	15.4	13.2	10.3
Faroe Islands	816	2.6	1.0	0.6	0.6	0.7	0.7	0.8	0.4	0.2	0.2	0.2	0.2
Gibraltar	823	192.1	5.8	48.0	48.2	47.9	48.0	0.9	0.2	0.2	0.2	0.2	0.2
Hungary	944	516.7	116.4	134.7	141.2	133.3	107.4	1,914.1	454.2	442.8	461.3	469.2	540.7
Kosovo	967	1.6
Macedonia, FYR	962	19.2	3.5	5.0	6.3	4.7	3.2	4.6	2.6	0.8	0.8	1.0	2.1
Montenegro	943	34.5	10.9	10.2	8.6	7.0	8.6	0.3	0.1	0.0	0.1	0.0	0.2
Poland	964	1,812.8	483.5	411.3	440.4	489.5	471.5	1,990.4	549.3	467.6	534.8	529.5	458.5
Romania	968	391.9	112.3	83.6	104.7	119.8	83.8	939.0	210.7	211.6	225.6	233.6	268.3
Serbia, Republic of	942	50.5	8.4	14.9	13.3	10.7	11.5	34.5	8.0	8.9	9.5	8.5	7.6
Turkey	186	3,803.9	757.0	909.2	1,090.8	872.0	932.0	2,468.8	612.7	539.0	604.7	631.7	693.5
CIS	901	6,206.5	1,424.9	1,341.4	1,643.0	1,699.3	1,522.8	7,572.0	1,638.5	1,544.0	1,814.9	2,188.8	2,024.4
Armenia	911	46.8	7.3	10.7	20.1	9.7	6.3	0.4	0.1	0.1	0.1	0.1	0.1
Azerbaijan, Rep. of	912	22.5	6.7	3.0	5.9	8.7	4.9	0.2	0.0	0.1	0.0	0.1	0.1
Belarus	913	23.0	7.2	5.2	8.6	5.2	4.0	485.0	175.6	74.8	130.2	183.9	96.0
Georgia	915	284.7	51.2	61.4	87.7	78.9	56.8	9.1	4.3	2.7	1.8	1.3	3.3
Kazakhstan	916	149.1	34.5	36.6	39.5	36.5	36.5	59.5	16.2	17.7	14.1	13.7	14.2
Kyrgyz Republic	917	5.5	1.1	1.0	1.2	2.0	1.3	0.2	0.0	0.0	0.0	0.1	0.0
Moldova	921	9.4	2.3	2.5	2.2	2.4	2.2	3.9	0.7	0.5	1.0	0.7	1.7
Russian Federation	922	5,211.8	1,213.3	1,105.7	1,365.3	1,441.6	1,299.2	6,609.8	1,344.5	1,358.6	1,578.6	1,859.3	1,813.3
Tajikistan	923	35.9	11.1	5.2	10.0	10.0	10.7	0.5	0.0	0.0	0.0	0.0	0.5
Turkmenistan	925	0.5	0.4	0.1	0.3	0.2	0.0	0.0	0.1	0.0	0.0	0.0	0.0
Ukraine	926	355.4	76.0	85.8	89.5	91.9	88.1	396.2	96.3	87.9	87.5	128.3	92.6
Uzbekistan	927	61.8	13.9	24.2	12.9	12.1	12.7	7.0	0.7	1.6	1.6	1.4	2.5
Europe n.s.	884	103.5	37.0	22.6	24.2	34.8	21.8	797.4	132.7	130.6	197.4	259.0	210.4
Mid East, N Africa, Pak	440	22,309.5	5,538.5	5,004.3	5,347.5	6,327.3	5,630.4	7,781.5	3,057.0	1,839.4	1,937.0	2,161.8	1,843.3
Afghanistan, I.R. of	512	10.6	2.4	1.7	2.8	3.3	2.9	1.4	0.3	0.3	0.3	0.4	0.4
Algeria	612	2,445.4	633.1	522.8	682.9	677.8	561.8	1,794.4	533.8	379.2	464.4	658.4	292.4
Bahrain, Kingdom of	419	279.3	63.3	27.5	52.0	95.9	103.9	89.4	22.6	24.9	14.6	23.1	26.8
Djibouti	611	94.5	2.4	3.4	5.7	6.0	79.3	0.5	0.1	0.1	0.1	0.1	0.1
Egypt	469	3,074.6	797.2	848.5	682.8	870.2	673.1	241.2	47.0	34.6	57.4	85.5	63.7
Iran, I.R. of	429	2,998.1	690.0	626.7	656.2	1,026.3	688.9	140.0	11.8	9.5	39.8	27.6	63.1
Iraq	433	611.4	102.3	134.4	159.0	137.2	180.8	122.5	277.1	0.2	34.6	87.4	0.3
Jordan	439	454.7	129.2	111.0	117.4	122.5	103.7	20.7	6.4	4.5	5.2	6.5	4.4
Kuwait	443	449.8	121.3	91.7	129.9	122.1	106.1	289.4	147.2	83.8	86.9	69.0	49.7
Lebanon	446	444.1	148.6	79.9	100.9	134.6	128.7	11.7	8.5	1.4	2.9	3.3	4.0

Western Hemisphere (205)

In Millions of U.S. Dollars

		Exports (FOB)						Imports (CIF)					
		2016	2015Q4	2016Q1	2016Q2	2016Q3	2016Q4	2016	2015Q4	2016Q1	2016Q2	2016Q3	2016Q4
Libya	672	249.2	45.8	42.4	60.3	94.3	52.2	29.5	0.1	0.3	0.3	28.7	0.3
Mauritania	682	143.9	58.0	41.6	22.8	39.1	40.5	0.8	0.1	0.1	0.1	0.1	0.6
Morocco	686	879.1	283.2	182.3	206.0	216.8	274.0	1,076.9	302.0	183.2	274.7	316.6	302.4
Oman	449	599.5	194.6	118.3	172.0	172.5	136.6	149.7	38.4	45.2	36.7	29.2	38.5
Pakistan	564	842.9	203.2	204.9	266.2	200.0	171.9	524.0	136.2	128.3	129.3	132.5	133.9
Qatar	453	411.5	85.7	78.3	61.3	138.2	133.7	747.6	387.3	232.0	206.6	142.2	166.7
Saudi Arabia	456	3,453.2	901.7	796.1	902.5	932.0	822.6	1,842.0	956.0	430.4	450.6	408.3	552.8
Somalia	726	82.3	13.4	19.3	12.9	24.0	26.1	0.1	0.0	0.0	0.0	0.0	0.0
Sudan	732	41.7	8.4	6.4	9.4	21.0	4.9	2.4	0.7	0.9	0.5	0.5	0.6
Syrian Arab Republic	463	256.7	66.7	55.0	62.0	58.6	81.1	4.3	1.5	1.1	1.1	0.9	1.2
Tunisia	744	353.1	75.7	97.3	104.8	69.1	81.9	86.0	17.9	20.6	25.8	20.5	19.1
United Arab Emirates	466	3,572.3	797.0	796.0	745.3	969.9	1,061.1	606.5	161.8	258.5	105.0	121.0	122.0
West Bank and Gaza	487	33.9	18.2	10.4	8.3	8.3	6.8	0.3	0.0	0.0	0.0	0.0	0.2
Yemen, Republic of	474	527.8	96.9	108.3	124.1	187.5	107.8	0.2	0.1	0.2	0.0	0.0	0.0
Sub-Saharan Africa	603	7,102.3	1,827.2	1,497.6	1,670.5	1,999.6	1,934.7	6,077.0	2,749.6	1,774.4	1,687.3	1,296.3	1,319.1
Angola	614	615.6	183.5	107.8	119.7	183.5	204.5	374.5	36.1	96.0	79.0	111.7	87.8
Benin	638	85.2	16.0	18.6	17.2	28.0	21.3	2.4	0.4	0.6	0.6	0.6	0.6
Botswana	616	4.7	1.1	0.3	0.6	3.1	0.7	1.0	0.1	0.1	0.1	0.1	0.6
Burkina Faso	748	4.5	1.1	0.8	1.2	1.3	1.2	0.4	1.5	0.1	0.1	0.1	0.1
Burundi	618	0.4	0.2	0.1	0.1	0.1	0.1	0.0	0.0	0.0	0.0	0.0	0.0
Cabo Verde	624	25.5	6.2	4.9	6.2	8.3	6.1	0.8	0.1	0.2	0.2	0.2	0.2
Cameroon	622	111.3	56.8	28.6	25.5	24.0	33.1	6.2	2.0	1.7	1.8	1.5	1.3
Central African Rep.	626	6.9	0.4	2.6	2.8	1.2	0.4	2.0	0.1	0.2	0.1	0.2	1.5
Chad	628	2.2	0.3	0.6	0.5	0.7	0.4	0.1	0.3	0.0	0.0	0.0	0.0
Comoros	632	5.8	1.3	1.5	1.7	1.4	1.3	0.1	0.0	0.0	0.0	0.0	0.0
Congo, Dem. Rep. of	636	72.5	16.8	14.6	18.5	19.5	19.9	12.6	13.5	9.1	0.6	2.4	0.6
Congo, Republic of	634	91.9	24.2	16.2	27.7	24.6	23.4	5.1	0.2	0.2	4.3	0.5	0.1
Côte d'Ivoire	662	210.6	48.8	49.2	53.5	48.7	59.1	145.1	38.0	40.6	36.1	30.9	37.5
Equatorial Guinea	642	48.0	12.5	12.8	14.0	11.3	9.9	264.6	69.9	42.6	88.6	46.5	86.8
Eritrea	643	22.5	0.9	0.0	14.2	0.1	8.2	0.3	0.2	0.1	0.1	0.1	0.1
Ethiopia	644	16.9	9.6	2.5	5.2	4.6	4.6	10.0	3.5	2.1	2.3	2.4	3.2
Gabon	646	57.7	37.7	13.3	14.7	14.6	15.0	1,030.0	281.7	310.0	243.9	252.3	223.8
Gambia, The	648	87.2	22.3	18.7	23.9	17.1	27.6	0.1	0.0	0.0	0.0	0.0	0.0
Ghana	652	406.4	99.5	91.1	116.5	92.8	106.0	146.9	2.2	69.0	35.3	16.2	26.3
Guinea	656	46.0	5.8	9.2	14.2	11.1	11.5	0.7	0.2	0.2	0.2	0.2	0.2
Guinea-Bissau	654	5.2	0.5	0.9	1.4	1.5	1.5	1.4	0.5	0.4	0.6	0.0	0.4
Kenya	664	88.3	23.5	14.4	24.5	21.6	27.8	14.7	4.6	2.1	2.6	2.4	7.6
Lesotho	666	0.5	0.0	0.0	0.0	0.0	0.5	0.6	0.0	0.0	0.0	0.0	0.6
Liberia	668	50.8	12.6	11.8	12.8	12.5	13.7	8.7	5.8	1.9	2.1	2.3	2.4
Madagascar	674	50.3	7.5	10.5	11.7	17.7	10.4	5.6	1.1	1.1	1.1	1.3	2.2
Malawi	676	0.5	0.5	0.0	0.0	0.2	0.2	3.1	0.8	0.4	0.5	0.8	1.4
Mali	678	51.4	1.4	1.3	3.5	1.9	44.7	0.2	0.1	0.0	0.0	0.0	0.0
Mauritius	684	82.3	34.2	24.3	14.4	28.7	14.9	14.7	6.9	4.1	3.7	2.9	3.9
Mozambique	688	139.2	30.2	24.6	26.7	44.5	43.4	60.0	4.9	12.4	11.6	12.8	23.2
Namibia	728	363.9	91.1	61.3	84.6	90.3	127.7	2.3	0.6	0.7	0.5	0.6	0.5
Niger	692	12.0	7.2	2.9	3.2	3.0	3.0	0.2	0.1	0.1	0.1	0.0	0.0
Nigeria	694	990.1	237.6	217.5	251.4	281.4	239.8	2,637.4	1,916.4	886.2	863.9	462.1	425.2
Rwanda	714	1.7	0.3	0.3	0.3	0.4	0.6	0.1	0.0	0.0	0.0	0.0	0.0
São Tomé & Príncipe	716	2.2	0.4	0.4	0.6	0.6	0.6	0.3	0.1	0.1	0.1	0.1	0.1
Senegal	722	308.2	90.0	76.1	80.5	75.4	76.2	9.6	0.7	1.6	1.9	2.7	3.4
Seychelles	718	14.1	3.5	3.7	4.1	2.9	3.5	1.0	0.5	0.3	0.2	0.1	0.4
Sierra Leone	724	46.1	29.8	8.8	12.9	10.2	14.3	1.2	0.3	0.2	0.2	0.3	0.5
South Africa	199	2,244.4	568.4	527.0	483.4	618.5	615.4	858.6	264.9	186.2	194.5	238.7	239.2
South Sudan, Rep. of	733	0.7	0.1	0.0	0.2	0.5
Swaziland	734	13.5	0.2	3.5	3.4	3.3	3.4	7.7	1.3	1.2	1.2	1.4	3.8
Tanzania	738	29.0	7.8	6.4	5.3	7.3	10.0	3.7	0.8	0.9	1.1	0.8	0.8
Togo	742	134.0	23.4	26.0	28.9	37.0	42.0	0.1	0.0	0.0	0.0	0.0	0.0
Uganda	746	6.6	3.6	1.1	1.6	2.4	1.6	1.3	0.3	0.1	0.3	0.1	0.8
Zambia	754	13.8	1.9	2.0	1.6	3.6	6.6	0.5	0.1	0.0	0.0	0.1	0.4
Zimbabwe	698	5.7	9.5	1.2	1.3	1.5	1.7	22.1	1.5	0.4	0.4	0.5	20.8

Western Hemisphere (205)

In Millions of U.S. Dollars

		Exports (FOB)						Imports (CIF)					
		2016	2015Q4	2016Q1	2016Q2	2016Q3	2016Q4	2016	2015Q4	2016Q1	2016Q2	2016Q3	2016Q4
Africa n.s.	799	526.1	96.6	78.0	134.7	237.1	76.3	419.0	86.9	100.6	107.4	100.1	110.9
Western Hemisphere	205	141,814.3	35,863.4	31,948.0	35,890.7	37,366.0	36,609.5	148,015.6	40,205.6	33,747.4	36,743.4	38,780.1	38,744.7
Anguilla	312	28.4	4.8	4.8	3.6	4.8	15.2	1.6	0.4	0.5	0.3	0.3	0.4
Antigua and Barbuda	311	174.2	26.5	60.0	50.9	31.9	31.4	39.2	9.3	10.3	9.7	9.7	9.5
Argentina	213	18,979.3	4,353.4	4,315.9	4,911.9	4,926.8	4,824.6	19,036.9	5,147.7	4,135.5	4,697.5	4,952.7	5,251.2
Aruba	314	915.0	300.1	201.2	218.4	268.8	226.6	209.0	68.3	55.8	52.2	53.5	47.5
Bahamas, The	313	742.5	225.1	173.2	175.6	212.3	181.4	463.3	82.4	92.7	82.2	177.5	110.9
Barbados	316	353.5	68.4	111.6	96.5	71.2	74.2	181.0	47.6	45.6	54.4	40.2	40.7
Belize	339	346.6	90.1	86.4	92.1	82.9	85.2	41.6	11.3	11.0	10.2	10.2	10.2
Bermuda	319	9.6	3.1	2.4	2.9	2.2	2.2	0.8	0.2	0.2	0.2	0.2	0.2
Bolivia	218	4,250.6	1,162.8	976.0	1,064.9	1,039.7	1,170.0	4,156.2	1,249.0	1,073.9	1,006.6	1,015.1	1,060.6
Brazil	223	25,132.1	5,698.8	5,311.7	6,454.0	6,969.0	6,397.4	36,872.1	10,089.5	8,116.8	9,044.2	9,785.8	9,925.3
Chile	228	12,290.7	2,938.5	2,758.1	3,159.3	3,361.7	3,011.6	9,206.9	2,668.6	2,106.6	2,502.9	2,329.9	2,267.4
Colombia	233	9,440.1	2,492.7	2,198.7	2,385.1	2,395.9	2,460.4	9,874.0	2,581.9	2,294.8	2,405.1	2,558.8	2,615.2
Costa Rica	238	3,021.2	771.8	716.3	776.8	754.0	774.1	3,187.9	882.2	742.8	814.1	811.2	819.7
Curacao	354	75.6	9.8	15.3	18.0	20.2	22.1	220.0	70.3	49.0	53.3	53.2	64.5
Dominica	321	83.8	11.1	32.6	26.4	13.2	11.7	52.4	14.6	12.8	16.7	10.5	12.3
Dominican Republic	243	3,352.9	849.2	806.6	862.6	867.0	816.7	679.7	186.7	162.6	169.4	177.3	170.4
Ecuador	248	3,748.7	990.6	833.2	929.0	970.3	1,016.2	4,311.4	1,125.7	942.3	1,086.1	1,111.5	1,171.4
El Salvador	253	3,075.4	782.2	741.8	786.5	747.8	799.3	2,355.6	634.1	561.3	612.7	582.2	599.3
Falkland Islands	323	0.1	0.1	0.0	0.0	0.0	0.0	0.1
Greenland	326	0.1	0.0	0.0	0.1	0.0	0.0	0.0	0.0	0.0	0.0	0.0	0.0
Grenada	328	98.5	19.8	32.8	27.5	18.6	19.6	17.0	4.6	4.2	3.9	4.0	4.9
Guatemala	258	4,154.2	1,066.9	986.6	1,066.0	1,047.1	1,054.5	3,923.6	1,021.3	922.8	984.4	1,009.2	1,007.3
Guyana	336	373.0	105.1	91.6	91.2	89.7	100.4	181.1	52.9	47.5	43.2	46.1	44.3
Haiti	263	1,402.8	291.3	329.0	345.1	369.4	359.4	92.7	21.9	19.6	23.9	24.8	24.3
Honduras	268	2,904.4	765.6	720.4	752.5	726.3	705.2	2,115.9	443.5	484.7	546.6	557.2	527.3
Jamaica	343	1,087.5	258.2	263.1	247.3	283.1	294.1	123.0	34.0	32.8	30.3	28.6	31.3
Mexico	273	9,413.9	2,343.4	2,159.9	2,506.4	2,420.2	2,327.3	21,484.0	5,701.2	5,053.3	5,229.3	5,624.0	5,577.4
Montserrat	351	10.6	1.1	3.7	3.0	1.9	2.0	0.6	0.1	0.1	0.1	0.1	0.3
Netherlands Antilles	353	2,430.3	757.5	476.7	621.3	712.0	620.4	943.4	182.4	213.3	241.0	242.5	246.6
Nicaragua	278	3,246.3	799.2	784.8	837.2	815.1	809.2	1,600.1	402.5	403.3	414.4	399.6	382.8
Panama	283	5,186.3	1,531.9	1,096.9	1,299.3	1,337.6	1,452.6	2,505.6	971.6	587.7	614.6	634.6	668.6
Paraguay	288	4,088.2	1,000.4	841.5	981.2	1,115.8	1,149.8	2,830.7	680.3	579.6	695.0	802.5	753.5
Peru	293	8,598.3	2,252.5	1,995.6	2,136.6	2,232.6	2,233.6	5,836.2	1,534.7	1,261.6	1,536.7	1,685.3	1,352.5
Sint Maarten	352	14.7	4.2	4.2	3.7	3.3	3.5	3.8	1.1	0.9	1.0	1.0	1.0
St. Kitts and Nevis	361	88.5	13.9	32.3	26.3	15.5	14.4	9.7	2.1	2.8	2.4	2.2	2.3
St. Lucia	362	634.1	246.3	131.3	76.8	189.7	236.4	164.1	45.8	41.8	41.5	40.2	40.7
St. Vincent & Grens.	364	65.8	16.1	17.0	15.9	15.8	17.1	35.4	9.8	9.7	8.5	8.2	9.1
Suriname	366	295.1	85.4	76.6	72.5	70.5	75.5	164.6	30.0	46.9	40.5	38.7	38.5
Trinidad and Tobago	369	960.5	217.0	222.2	245.2	236.1	257.0	4,876.9	1,236.8	1,196.4	1,185.9	1,234.0	1,260.6
Uruguay	298	4,464.5	1,153.9	899.4	1,011.5	1,220.3	1,333.4	3,571.2	906.5	757.1	876.7	1,008.0	929.4
Venezuela, Rep. Bol.	299	5,018.1	1,889.3	1,149.8	1,243.0	1,367.7	1,257.7	2,370.5	516.7	584.9	562.2	618.6	604.8
Western Hem. n.s.	399	1,258.1	265.2	287.0	266.9	338.0	366.2	4,275.6	1,535.9	1,081.9	1,043.1	1,090.8	1,059.8
Other Countries n.i.e	910	2,353.7	689.9	513.9	575.0	632.2	632.6	456.5	152.2	100.6	110.2	122.7	123.1
Cuba	928	2,313.1	680.4	501.4	566.3	621.3	624.0	380.8	128.2	80.3	92.3	105.5	102.6
Korea, Dem. People's Rep.	954	40.6	9.5	12.5	8.7	10.9	8.5	75.7	24.0	20.3	17.9	17.2	20.4
Special Categories	899	1,989.7	578.6	428.2	510.8	560.0	490.8	3,162.0	1,336.1	843.8	773.9	791.4	752.9
Countries & Areas n.s.	898	4,510.8	930.2	1,006.7	1,165.3	1,256.9	1,082.0	4,239.7	734.5	919.7	955.4	1,000.4	1,364.1
Memorandum Items													
Africa	605	11,141.6	2,901.4	2,370.6	2,715.0	3,053.3	3,002.8	9,038.2	3,604.3	2,358.5	2,452.9	2,292.4	1,934.4
Middle East	405	17,416.0	4,258.7	3,924.7	4,034.2	5,070.1	4,387.1	4,295.0	2,065.9	1,126.7	1,041.9	1,032.7	1,093.7
European Union	998	92,875.5	22,345.3	21,133.5	23,975.4	24,812.8	22,953.8	123,869.5	33,811.8	29,413.4	31,309.4	32,729.6	30,417.1
Export earnings: fuel	080	46,225.6	12,241.4	10,241.2	11,457.2	12,571.1	11,956.2	42,383.1	12,912.1	10,268.2	10,558.1	10,879.2	10,677.6
Export earnings: nonfuel	092	821,636.9	206,852.5	186,900.9	210,779.3	210,850.0	213,106.7	889,307.7	237,658.1	207,446.3	222,218.5	231,682.0	227,960.9

European Union (998)

In Millions of U.S. Dollars

		Exports (FOB)						Imports (CIF)					
		2016	2015Q4	2016Q1	2016Q2	2016Q3	2016Q4	2016	2015Q4	2016Q1	2016Q2	2016Q3	2016Q4
IFS World	
World	001	5,374,725.4						5,250,916.1					
Advanced Economies	110	4,044,573.5		991,099.6		986,452.6		3,788,763.5	951,159.8	923,369.7	986,426.2	929,992.3	948,975.4
Euro Area	163	2,489,299.9	616,603.1	615,218.8	648,506.9	603,466.2	622,108.0	2,578,228.8	650,753.0	629,560.2	669,927.5	627,395.8	651,345.4
Austria	122	125,298.6	30,829.6	30,418.7	32,405.0	31,468.9	31,006.0	109,259.9	28,308.0	26,496.3	28,197.4	27,102.1	27,464.1
Belgium	124	227,639.5	56,683.1	55,841.0	59,153.2	55,363.9	57,281.4	274,764.6	67,776.0	68,253.4	70,930.4	67,267.4	68,313.4
Cyprus	423	5,666.4	1,416.6	1,329.4	1,462.1	1,509.1	1,365.8	1,828.2	444.3	440.2	497.5	420.3	470.2
Estonia	939	12,514.4	2,969.0	3,021.7	3,360.6	3,120.8	3,011.4	9,314.6	2,244.8	2,194.4	2,442.8	2,275.8	2,401.6
Finland	172	44,141.9	11,207.2	10,684.7	11,709.3	10,845.5	10,902.5	37,464.5	9,901.8	8,798.9	9,680.1	9,559.5	9,425.9
France	132	413,240.8	103,983.4	104,006.1	108,082.9	97,458.4	103,693.4	300,432.2	77,991.9	74,917.3	79,837.6	71,543.5	74,133.8
Germany	134	706,029.6	173,045.1	176,415.8	182,708.9	172,677.3	174,227.6	761,549.7	189,568.4	186,014.8	199,197.0	186,208.8	190,129.1
Greece	174	26,832.9	6,619.5	6,572.5	7,052.5	6,531.3	6,676.6	14,245.1	3,400.8	3,445.3	3,581.4	3,560.4	3,658.0
Ireland	178	48,682.4	13,411.3	11,905.9	12,298.3	11,779.8	12,698.4	76,228.0	21,528.4	18,828.1	18,643.3	18,345.3	20,411.3
Italy	136	251,461.7	60,195.1	62,673.2	66,052.4	59,703.8	63,032.4	244,958.7	60,734.0	59,223.5	65,238.6	59,364.6	61,132.0
Latvia	941	11,697.0	2,988.3	2,688.5	3,069.7	3,030.0	2,908.9	8,618.6	2,123.8	1,979.6	2,145.0	2,183.5	2,310.5
Lithuania	946	17,580.6	4,270.3	3,988.2	4,733.6	4,425.9	4,433.0	14,923.5	3,789.7	3,427.9	3,796.5	3,830.6	3,868.5
Luxembourg	137	18,037.7	4,488.0	4,282.5	4,719.5	4,368.5	4,667.2	15,961.5	4,271.3	4,037.3	4,208.6	3,955.0	3,760.5
Malta	181	5,050.1	1,350.5	1,122.0	1,429.4	1,248.7	1,250.0	2,093.4	464.5	503.1	507.9	501.9	580.4
Netherlands	138	248,255.0	62,142.7	60,603.4	63,527.3	61,703.9	62,420.5	406,283.9	103,568.1	98,011.1	101,405.3	99,962.8	106,904.7
Portugal	182	51,040.1	12,166.9	12,264.7	13,418.8	12,513.1	12,843.5	37,173.1	9,127.2	9,017.4	9,836.1	9,176.5	9,143.1
Slovak Republic	936	59,411.9	15,364.0	14,666.1	15,493.8	14,194.2	15,057.8	61,640.4	15,548.0	14,454.1	15,998.1	14,789.9	16,398.2
Slovenia	961	21,902.6	5,321.3	5,210.0	5,739.1	5,375.0	5,578.5	22,942.7	5,677.5	5,585.5	6,054.7	5,654.6	5,647.9
Spain	184	194,816.6	48,151.1	47,524.7	52,090.6	46,148.1	49,053.2	178,546.4	44,284.5	43,931.9	47,729.2	41,693.3	45,192.0
Australia	193	35,866.1	8,781.5	7,814.7	9,403.9	9,303.6	9,343.9	14,510.8	2,629.2	3,045.4	4,431.0	4,058.9	2,975.5
Canada	156	38,951.3	9,532.8	9,092.7	10,114.3	10,016.8	9,727.4	32,177.8	7,433.8	8,045.6	7,606.4	8,416.7	8,109.0
China,P.R.: Hong Kong	532	38,654.0	10,335.8	9,648.8	9,051.9	9,110.1	10,843.2	20,177.1	4,486.9	4,081.6	5,308.7	5,963.1	4,823.7
China,P.R.: Macao	546	665.2	287.0	207.5	149.6	161.0	147.0	94.6	23.3	23.6	21.5	26.2	23.3
Czech Republic	935	110,796.2	27,573.3	26,786.1	29,008.0	27,159.6	27,842.4	130,297.5	32,905.4	31,907.1	34,005.7	31,006.2	33,378.6
Denmark	128	63,811.2	15,960.6	15,762.3	16,477.4	15,500.6	16,070.9	54,968.0	14,079.6	13,219.9	14,141.8	13,757.1	13,849.2
Iceland	176	4,030.6	736.6	761.4	1,136.2	1,061.0	1,072.1	3,244.2	831.0	823.3	812.1	727.8	881.0
Israel	436	23,350.2	6,031.1	5,702.1	6,043.6	5,688.8	5,915.7	14,612.8	3,336.7	3,958.3	3,898.2	3,397.9	3,358.3
Japan	158	64,197.2	16,890.4	14,662.8	15,751.1	16,521.6	17,261.7	73,773.6	16,683.8	18,174.1	18,989.0	18,442.3	18,168.2
Korea, Republic of	542	49,185.1	13,316.0	11,531.5	12,316.8	11,861.4	13,475.4	45,874.9	11,956.3	10,589.7	12,846.6	10,802.1	11,636.5
New Zealand	196	5,193.2	1,258.7	1,100.1	1,330.6	1,387.9	1,374.6	3,743.2	814.0	878.2	1,168.8	933.8	762.3
Norway	142	53,525.3	13,641.9	12,384.1	14,116.0	13,327.1	13,698.1	69,688.7	19,560.3	16,542.7	17,371.0	16,592.2	19,182.8
San Marino	135	264.0	58.1	79.4	69.4	61.5	53.7	86.7	22.8	22.1	23.9	18.9	21.8
Singapore	576	34,760.8	8,361.4	8,489.2	8,681.0	8,475.0	9,115.7	21,558.7	5,234.3	5,270.3	5,091.1	5,767.7	5,429.6
Sweden	144	103,213.2	26,152.7	25,031.1	27,000.3	24,511.8	26,670.1	88,054.3	22,549.0	21,665.9	22,736.9	21,152.3	22,499.3
Switzerland	146	158,709.5	44,192.7	39,209.7	37,448.6	38,126.9	43,924.3	136,051.3	29,325.4	30,243.5	37,926.0	38,350.9	29,531.0
Taiwan Prov.of China	528	21,700.3	4,776.6	4,737.9	5,221.9	5,978.5	5,762.0	28,822.7	7,115.0	7,174.2	7,482.5	7,165.7	7,000.3
United Kingdom	112	347,557.5	87,995.0	87,053.6	89,367.9	86,942.9	84,193.1	197,974.1	52,734.3	48,343.4	50,955.8	48,534.6	50,140.4
United States	111	400,806.5	102,522.4	95,817.8	106,894.0	97,781.1	100,313.6	274,820.8	68,685.4	69,799.2	71,681.4	67,481.8	65,858.4
Vatican	187	36.1	10.3	8.0	8.9	9.2	10.0	2.9	0.4	1.5	0.5	0.4	0.5
Emerg. & Dev. Economies	200	1,288,833.2	331,297.2	300,656.4	335,268.2	318,929.1	333,979.5	1,436,982.6	362,613.7	344,876.7	358,695.4	365,540.1	367,870.4
Emerg. & Dev. Asia	505	299,170.6	76,492.4	68,586.6	77,346.3	74,211.9	79,025.8	560,875.9	143,525.2	140,204.9	134,358.7	144,732.8	141,579.5
American Samoa	859	4.6	1.5	1.2	0.8	2.0	0.6	6.4	0.7	0.0	0.1	4.6	1.7
Bangladesh	513	2,936.0	649.1	696.4	697.0	766.5	776.0	18,141.5	3,842.4	4,766.5	4,373.7	4,968.0	4,033.4
Bhutan	514	17.2	5.8	3.6	6.1	4.4	3.1	3.8	4.0	0.7	2.1	0.8	0.2
Brunei Darussalam	516	320.5	607.9	77.9	107.7	73.8	61.0	44.5	1.9	3.4	19.7	20.3	1.1
Cambodia	522	706.3	150.9	156.6	161.8	143.0	244.9	5,072.4	1,139.0	1,257.2	1,183.7	1,478.3	1,153.2
China,P.R.: Mainland	924	187,947.9	47,447.1	42,823.2	48,440.8	46,168.2	50,515.6	381,097.3	100,875.3	94,881.3	89,006.6	99,175.2	98,034.2
Fiji	819	71.4	158.9	16.8	14.4	25.9	14.4	67.7	42.7	26.5	4.7	26.0	10.5
F.T. French Polynesia	887	754.3	213.5	161.2	178.9	196.9	217.3	37.2	7.4	9.2	7.5	11.5	9.0
F.T. New Caledonia	839	1,104.8	280.9	282.5	265.6	260.0	296.8	170.9	39.4	37.6	48.3	43.6	41.3
Guam	829	43.8	12.7	10.5	12.5	10.0	10.8	0.7	0.4	0.3	0.2	0.1	0.2
India	534	41,749.6	10,266.2	9,969.3	10,867.2	10,473.7	10,439.4	43,524.8	10,006.1	11,415.7	11,213.6	10,794.1	10,101.4
Indonesia	536	11,556.4	3,325.8	2,794.7	2,827.9	2,873.1	3,060.7	16,218.6	4,070.8	4,177.5	4,184.1	3,904.7	3,952.2
Kiribati	826	3.2	0.5	1.1	1.2	0.7	0.2	0.2	0.0	0.0	0.1	0.0	0.0
Lao People's Dem.Rep	544	130.3	51.7	31.5	21.3	34.6	42.8	260.1	55.9	75.3	58.0	77.3	49.5

European Union (998)

In Millions of U.S. Dollars

		Exports (FOB)						Imports (CIF)					
		2016	2015Q4	2016Q1	2016Q2	2016Q3	2016Q4	2016	2015Q4	2016Q1	2016Q2	2016Q3	2016Q4
Malaysia	548	14,656.8	3,632.1	3,392.5	4,159.6	3,509.3	3,595.4	24,483.1	6,373.3	5,962.5	6,153.3	6,014.7	6,352.5
Maldives	556	190.7	57.5	44.7	44.4	42.7	58.9	79.2	23.3	23.0	23.6	12.1	20.5
Marshall Islands	867	1,757.7	288.3	225.0	770.3	565.6	196.7	217.9	130.9	133.4	7.3	62.3	14.8
Micronesia	868	2.3	0.5	0.1	0.4	1.2	0.6	0.5	0.1	0.3	0.1	0.0	0.1
Mongolia	948	347.0	97.5	63.5	96.1	103.2	84.3	74.5	23.6	20.8	14.4	20.2	19.1
Myanmar	518	620.3	171.2	156.9	139.6	164.2	159.6	1,096.9	189.4	227.3	221.0	341.9	306.8
Nauru	836	0.5	0.2	0.2	0.1	0.2	0.1	0.1	0.2	0.0	0.1	0.0	0.0
Nepal	558	152.0	43.8	36.6	43.4	38.3	33.7	105.8	29.2	23.2	26.5	28.5	27.6
Palau	565	2.7	1.6	0.4	0.2	0.4	1.6	7.4	0.0	5.5	0.0	1.9	0.0
Papua New Guinea	853	236.2	71.2	80.2	42.9	48.1	65.0	754.0	183.1	133.2	203.0	211.0	206.8
Philippines	566	6,828.0	1,565.6	1,640.1	1,742.2	1,682.4	1,763.3	7,344.9	1,901.7	1,824.2	1,977.0	1,771.9	1,771.8
Samoa	862	4.8	1.4	1.0	1.4	1.0	1.4	2.1	0.4	0.3	0.5	0.4	0.9
Solomon Islands	813	4.7	1.8	1.6	1.2	0.6	1.3	59.5	20.6	11.6	18.7	21.1	8.1
Sri Lanka	524	1,515.0	865.4	370.4	371.6	378.0	395.0	2,836.0	710.9	731.6	721.6	740.1	642.7
Thailand	578	15,006.1	3,784.0	3,492.3	3,784.5	3,874.3	3,855.0	22,519.6	5,409.6	5,676.4	5,807.5	5,629.6	5,406.1
Timor-Leste	537	14.9	5.9	2.7	2.6	4.2	5.3	6.0	2.0	1.6	0.9	0.6	2.8
Tonga	866	17.4	0.6	0.3	16.1	0.4	0.6	1.0	0.1	0.0	0.1	0.3	0.6
Tuvalu	869	0.6	0.0	0.0	0.1	0.1	0.4	0.1	0.0	0.0	0.0	0.0	0.0
Vanuatu	846	39.7	4.4	2.6	6.3	8.9	21.9	10.6	11.9	2.7	1.7	5.9	0.3
Vietnam	582	10,316.3	2,703.2	2,037.1	2,495.6	2,738.8	3,044.8	36,596.5	8,423.4	8,766.8	9,068.2	9,360.0	9,401.5
Asia n.s.	598	110.6	23.6	12.0	24.2	17.3	57.0	34.5	5.4	9.0	11.0	5.9	8.5
Europe	170	563,860.9	139,788.0	132,642.4	146,922.7	141,472.4	142,823.4	575,191.3	143,016.9	136,253.7	147,142.3	142,262.8	149,532.5
Emerg. & Dev. Europe	903	442,271.6	107,960.0	106,219.8	116,196.2	109,329.3	110,526.3	399,928.1	97,878.2	96,499.8	102,964.8	98,404.6	102,059.0
Albania	914	2,996.9	776.3	635.7	838.1	760.5	762.7	1,428.8	333.1	342.9	368.3	344.1	373.4
Bosnia and Herzegovina	963	5,824.1	1,422.1	1,314.9	1,541.1	1,498.3	1,469.8	4,193.0	963.0	986.2	1,106.7	1,046.9	1,053.2
Bulgaria	918	19,530.7	4,860.8	4,633.2	4,919.8	4,994.3	4,983.4	17,002.2	3,920.3	3,891.4	4,289.6	4,505.2	4,316.0
Croatia	960	16,034.7	3,827.5	3,883.0	4,255.9	4,038.2	3,857.5	8,280.3	1,974.2	1,773.1	2,147.0	2,089.2	2,271.1
Faroe Islands	816	726.6	160.7	177.7	164.4	170.4	214.0	750.3	160.6	208.7	180.5	155.9	205.2
Gibraltar	823	4,206.2	1,172.9	918.1	1,070.7	1,144.6	1,072.7	256.9	65.4	42.2	114.9	73.3	26.4
Hungary	944	71,895.8	17,306.0	17,414.8	18,843.2	18,113.4	17,524.4	77,308.8	19,350.6	18,372.4	20,303.2	19,251.6	19,381.6
Kosovo	967	944.1	221.3	193.4	251.6	245.3	253.7	80.4	24.2	18.7	19.8	19.5	22.4
Macedonia, FYR	962	4,927.2	1,229.9	1,112.9	1,309.2	1,239.2	1,265.9	4,109.6	971.1	1,004.3	1,024.7	1,055.6	1,025.1
Montenegro	943	1,103.1	220.5	232.2	335.1	297.9	237.9	169.3	49.0	39.1	55.4	34.9	40.0
Poland	964	158,299.5	38,810.3	38,436.8	41,059.6	39,268.8	39,534.2	158,291.4	39,479.9	38,369.4	40,374.0	38,835.9	40,712.1
Romania	968	56,571.1	13,851.7	13,446.8	14,624.8	14,228.1	14,271.4	44,525.3	10,638.5	10,506.2	11,332.4	11,182.6	11,504.2
Serbia, Republic of	942	12,941.1	3,129.3	3,045.9	3,452.4	3,196.1	3,246.8	9,667.5	2,159.1	2,248.1	2,575.4	2,391.0	2,453.0
Turkey	186	86,270.5	20,970.5	20,774.4	23,530.3	20,134.1	21,831.8	73,864.2	17,789.1	18,697.1	19,072.9	17,419.0	18,675.2
CIS	901	120,267.9	31,470.0	26,117.8	30,428.1	31,808.1	31,914.0	175,188.3	45,123.1	39,734.1	44,159.3	43,840.1	47,454.8
Armenia	911	664.3	175.3	156.3	167.9	172.3	167.8	384.4	74.9	83.0	104.5	106.1	90.9
Azerbaijan, Rep. of	912	2,082.3	676.4	532.9	543.3	505.8	500.2	8,416.0	2,374.0	1,811.9	2,177.5	2,351.1	2,075.6
Belarus	913	5,510.5	1,629.9	1,158.5	1,438.0	1,390.6	1,523.3	3,267.6	848.9	863.6	903.5	804.3	696.2
Georgia	915	2,172.1	510.8	454.9	562.6	589.9	564.8	598.3	203.0	115.1	131.5	162.9	188.8
Kazakhstan	916	5,723.5	1,681.7	1,397.8	1,533.2	1,467.4	1,325.0	14,133.6	3,668.8	3,274.4	3,520.8	3,653.2	3,685.2
Kyrgyz Republic	917	262.0	64.4	50.2	73.5	58.5	79.8	81.3	14.4	12.5	48.6	9.6	10.6
Moldova	921	2,241.3	561.3	478.9	585.2	582.8	594.4	1,454.6	349.7	307.1	337.9	359.9	449.6
Russian Federation	922	80,087.2	20,855.5	17,142.3	20,329.4	21,476.7	21,138.8	131,369.1	33,571.1	29,438.7	33,046.6	32,649.4	36,234.4
Tajikistan	923	193.2	54.6	24.1	38.9	67.9	62.1	105.0	18.4	26.0	40.0	26.7	12.3
Turkmenistan	925	1,288.7	364.9	237.8	398.9	314.7	337.4	706.4	117.6	82.2	230.0	219.3	174.9
Ukraine	926	18,248.3	4,423.6	4,075.8	4,302.9	4,703.1	5,166.5	14,478.8	3,800.8	3,666.3	3,577.2	3,455.0	3,780.3
Uzbekistan	927	1,794.7	471.6	408.2	454.4	478.3	453.9	193.2	81.5	53.5	41.2	42.5	56.0
Europe n.s.	884	1,321.4	358.0	304.9	298.4	335.1	383.1	74.9	15.6	19.7	18.3	18.1	18.8
Mid East, N Africa, Pak	440	229,728.4	62,598.9	54,963.1	60,082.0	53,250.6	61,432.8	124,881.0	31,269.9	28,076.1	30,562.4	32,408.4	33,834.0
Afghanistan, I.R. of	512	296.7	74.5	77.6	70.5	66.6	81.9	27.9	7.6	5.3	11.8	6.0	4.7
Algeria	612	22,530.2	6,465.7	5,579.9	6,058.4	5,046.5	5,845.3	18,217.3	5,343.0	4,199.4	4,063.4	4,819.1	5,135.3
Bahrain, Kingdom of	419	1,944.8	466.3	433.7	487.5	517.2	506.4	730.2	150.3	201.1	148.6	197.5	183.0
Djibouti	611	386.7	83.6	112.3	92.0	78.3	104.1	29.2	3.5	4.8	6.1	4.9	13.5
Egypt	469	22,838.9	5,485.8	5,335.5	6,287.2	5,539.6	5,676.7	7,411.5	1,674.3	1,841.1	1,952.2	1,686.6	1,931.6
Iran, I.R. of	429	9,089.5	1,955.7	1,776.8	2,204.2	2,292.5	2,816.1	6,085.7	367.8	448.2	1,273.0	2,195.8	2,168.7
Iraq	433	3,900.9	1,160.6	1,037.2	933.0	829.6	1,101.1	11,450.3	3,629.6	2,166.9	2,604.9	3,503.6	3,174.9
Jordan	439	4,484.8	1,132.7	1,108.9	1,203.7	1,045.5	1,126.7	374.0	87.9	82.2	96.5	92.1	103.2

European Union (998)

In Millions of U.S. Dollars

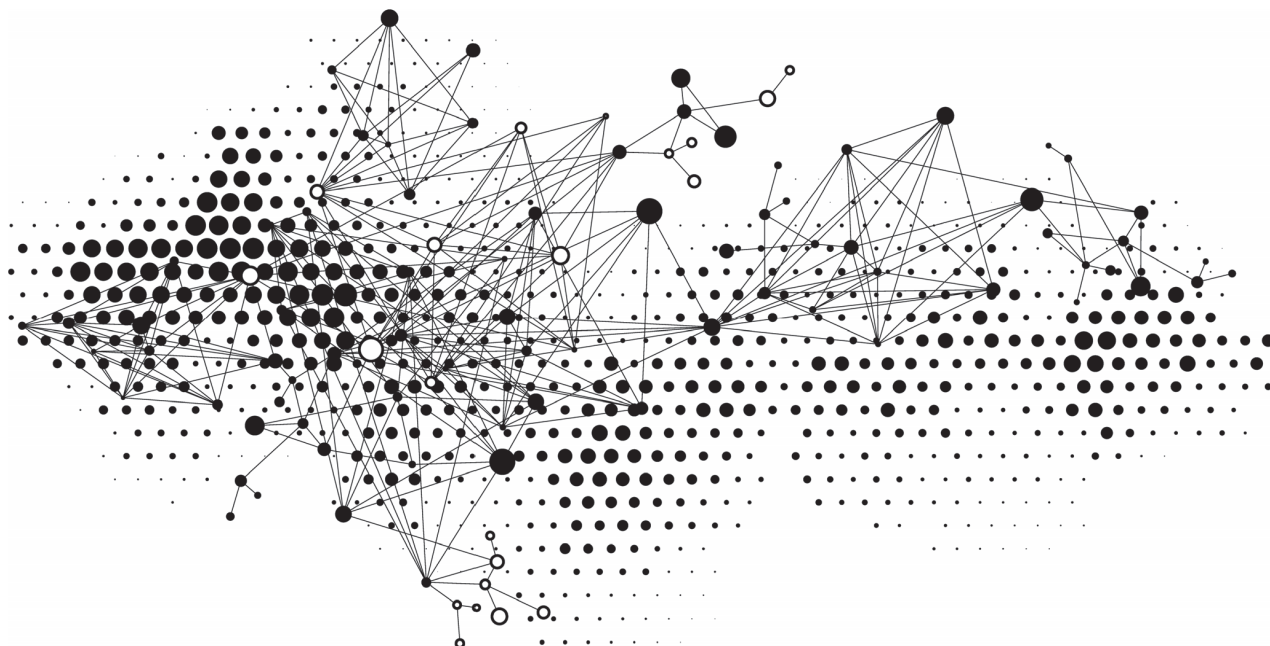
		Exports (FOB)						Imports (CIF)					
		2016	2015Q4	2016Q1	2016Q2	2016Q3	2016Q4	2016	2015Q4	2016Q1	2016Q2	2016Q3	2016Q4
Kuwait	443	6,029.7	1,746.9	1,436.3	1,556.9	1,390.2	1,646.3	3,654.2	1,068.1	697.7	664.1	1,099.8	1,192.5
Lebanon	446	7,362.1	1,810.6	1,736.2	1,909.9	1,815.3	1,900.7	455.3	115.9	117.6	125.5	103.0	109.2
Libya	672	3,821.5	978.3	790.8	1,072.3	940.8	1,017.6	5,386.0	1,650.7	1,058.6	1,161.9	1,248.9	1,916.6
Mauritania	682	716.8	201.4	183.2	204.7	150.2	178.6	471.5	125.5	123.8	111.2	101.7	134.7
Morocco	686	23,029.3	5,423.3	5,695.8	6,413.6	5,205.5	5,714.3	15,245.9	3,515.1	4,342.0	3,995.1	3,023.8	3,885.0
Oman	449	4,632.8	1,473.3	1,191.9	1,114.3	1,205.2	1,121.3	460.0	135.0	96.7	93.3	148.4	121.7
Pakistan	564	5,848.6	1,386.4	1,207.2	1,413.0	1,462.8	1,765.7	6,959.6	1,575.7	1,780.9	1,766.9	1,791.4	1,620.3
Qatar	453	10,638.2	3,467.1	2,901.9	2,331.1	2,554.5	2,850.7	5,944.3	1,905.6	1,529.2	1,491.3	1,507.3	1,416.6
Saudi Arabia	456	37,473.9	11,650.3	9,103.6	9,855.9	8,334.1	10,180.2	21,129.9	4,707.9	4,234.5	5,213.2	5,845.9	5,836.3
Somalia	726	101.7	32.2	17.3	30.1	29.6	24.7	14.5	2.7	4.4	4.8	2.4	2.9
Sudan	732	951.4	258.2	211.2	238.9	253.7	247.6	204.1	36.2	49.1	74.3	43.2	37.5
Syrian Arab Republic	463	476.8	185.6	111.0	113.7	98.2	153.9	74.9	21.5	15.1	19.1	17.6	23.2
Tunisia	744	11,677.6	2,848.8	2,907.6	3,152.8	2,738.6	2,878.6	10,313.2	2,588.1	2,638.9	2,807.8	2,356.5	2,510.0
United Arab Emirates	466	50,562.4	14,128.6	11,748.4	13,064.7	11,456.5	14,292.8	10,202.0	2,549.6	2,431.9	2,866.0	2,604.6	2,299.6
West Bank and Gaza	487	281.2	51.1	62.6	75.3	74.5	68.8	18.9	5.5	4.5	5.7	3.0	5.7
Yemen, Republic of	474	651.9	131.8	196.0	198.1	125.1	132.7	20.5	2.9	2.4	5.6	5.3	7.2
Sub-Saharan Africa	603	73,015.9	20,106.9	17,033.1	19,111.1	18,414.7	18,457.0	71,633.8	19,283.2	16,020.2	19,164.8	19,181.5	17,267.4
Angola	614	3,738.8	1,213.8	755.4	907.1	915.6	1,160.7	4,645.9	1,961.4	981.8	1,029.9	1,743.4	890.8
Benin	638	674.6	241.0	187.3	195.6	137.9	153.8	45.5	15.9	20.0	7.5	10.6	7.4
Botswana	616	368.4	84.6	75.1	76.5	147.5	69.3	2,431.5	335.8	462.9	761.8	613.5	593.4
Burkina Faso	748	666.9	172.5	165.1	169.8	156.0	175.9	111.2	20.4	27.7	34.6	31.3	17.7
Burundi	618	88.7	34.3	17.3	31.0	26.3	14.1	35.3	12.0	9.4	6.8	4.3	14.8
Cabo Verde	624	524.5	102.7	104.1	146.3	136.8	137.2	79.3	15.3	20.0	20.6	19.2	19.4
Cameroon	622	1,724.4	412.9	384.6	484.0	428.8	427.1	1,962.0	455.8	464.0	489.8	546.7	461.4
Central African Rep.	626	112.1	32.9	32.2	25.9	30.9	23.1	18.7	3.6	4.7	6.5	3.4	4.1
Chad	628	233.1	66.3	82.5	49.0	57.8	43.8	128.1	15.6	29.7	7.5	47.5	43.3
Comoros	632	68.0	10.9	15.9	19.0	14.2	18.9	17.3	3.2	3.9	4.2	2.9	6.2
Congo, Dem. Rep. of	636	1,005.5	294.0	224.6	247.0	200.6	333.2	1,020.6	209.5	271.1	312.4	213.6	223.5
Congo, Republic of	634	1,324.5	378.2	405.6	270.0	338.0	311.0	1,238.8	585.9	274.8	262.7	296.4	404.9
Côte d'Ivoire	662	2,692.5	754.3	676.9	722.5	614.8	678.1	4,991.0	1,246.2	1,143.2	1,422.2	1,181.9	1,243.8
Equatorial Guinea	642	487.4	385.1	131.5	133.5	115.0	107.5	1,470.0	597.2	241.8	353.6	390.5	484.1
Eritrea	643	60.8	15.7	17.2	14.3	11.4	17.9	14.7	11.6	7.2	5.5	1.3	0.7
Ethiopia	644	2,323.0	479.1	539.4	646.8	661.7	475.2	796.7	178.7	213.6	182.7	201.0	199.4
Gabon	646	927.3	272.3	233.2	235.3	224.7	234.1	1,157.2	476.8	262.6	306.0	319.6	269.0
Gambia, The	648	151.1	41.0	37.4	39.2	38.9	35.6	16.6	1.3	5.0	4.0	5.1	2.5
Ghana	652	3,155.4	924.9	783.8	917.8	786.9	666.9	2,535.3	804.3	468.9	668.3	650.4	747.7
Guinea	656	1,027.5	245.9	243.1	270.6	259.6	254.2	640.2	150.6	171.8	178.8	168.2	121.4
Guinea-Bissau	654	140.6	33.2	39.0	31.4	38.4	31.8	7.4	0.4	5.8	0.2	0.4	0.9
Kenya	664	2,088.9	593.8	506.8	534.6	506.8	540.7	1,418.2	364.0	364.4	382.7	328.0	343.1
Lesotho	666	13.5	4.2	3.1	2.8	3.7	3.9	230.4	67.7	62.9	88.6	33.0	45.9
Liberia	668	684.4	207.4	94.6	271.5	180.8	137.6	476.2	91.6	138.5	166.6	89.8	81.2
Madagascar	674	615.4	146.7	133.3	162.5	154.8	164.7	1,081.6	253.6	229.3	256.5	280.5	315.2
Malawi	676	133.5	29.5	29.5	30.4	49.9	23.7	300.6	104.4	73.4	78.7	74.0	74.5
Mali	678	1,227.3	288.1	306.7	292.0	269.3	359.4	44.0	8.8	8.7	17.9	7.3	10.1
Mauritius	684	1,049.6	265.2	222.3	267.7	258.5	301.1	958.9	244.2	220.3	246.1	246.3	246.2
Mozambique	688	764.0	340.4	161.5	230.6	172.9	199.0	1,464.0	380.4	333.6	368.1	341.8	420.5
Namibia	728	412.0	123.2	82.9	92.7	116.8	119.6	1,206.5	272.9	302.0	317.4	251.1	335.9
Niger	692	298.3	120.0	78.7	69.9	80.6	69.0	244.8	151.8	98.9	95.8	20.7	29.3
Nigeria	694	9,916.7	2,833.2	2,206.7	2,834.4	2,308.9	2,566.6	12,066.7	4,721.3	3,174.9	2,881.3	2,785.5	3,225.0
Rwanda	714	454.8	54.8	49.5	67.5	166.1	171.8	58.2	20.9	14.4	12.6	11.8	19.4
São Tomé & Príncipe	716	81.0	20.8	18.6	23.7	20.8	17.9	11.4	2.5	3.5	1.8	2.5	3.7
Senegal	722	2,593.5	666.0	598.5	640.4	595.9	758.7	467.0	90.9	130.3	125.9	117.7	93.2
Seychelles	718	308.5	74.9	65.2	76.4	75.3	91.6	312.4	68.6	58.0	91.4	86.5	76.5
Sierra Leone	724	232.0	58.2	79.0	53.7	40.7	58.5	245.0	71.8	58.0	62.6	56.4	68.0
South Africa	199	25,416.6	6,546.8	6,022.3	6,247.8	6,685.1	6,461.4	25,390.7	4,747.3	5,049.9	7,248.3	7,493.3	5,599.2
South Sudan, Rep. of	733	35.1	12.0	8.8	10.8	7.2	8.3	0.5	0.1	0.1	0.1	0.2	0.1
Swaziland	734	56.5	11.9	9.2	21.9	13.6	11.8	133.6	16.7	21.7	34.1	26.6	51.2
Tanzania	738	1,078.9	287.9	232.5	354.4	268.5	223.5	699.1	143.3	200.5	199.9	139.6	159.2
Togo	742	2,878.0	906.4	692.8	853.0	814.3	517.9	116.1	13.3	29.0	53.1	15.8	18.2
Uganda	746	567.2	143.0	145.3	154.3	130.6	137.1	494.0	123.9	123.7	132.4	121.4	116.6

European Union (998)

In Millions of U.S. Dollars

		Exports (FOB)						Imports (CIF)					
		2016	2015Q4	2016Q1	2016Q2	2016Q3	2016Q4	2016	2015Q4	2016Q1	2016Q2	2016Q3	2016Q4
Zambia	754	390.0	102.4	86.0	120.7	98.3	85.0	480.4	124.6	129.0	159.9	90.8	100.7
Zimbabwe	698	193.1	59.4	44.1	56.2	45.0	47.9	368.4	96.7	104.9	76.6	109.0	78.0
Africa n.s.	799	31.7	15.1	4.1	8.5	8.6	10.6	1.9	0.6	0.2	0.8	0.5	0.4
Western Hemisphere	205	123,057.4	32,311.2	27,431.1	31,806.2	31,579.5	32,240.5	104,400.5	25,518.4	24,321.8	27,467.1	26,954.6	25,657.0
Anguilla	312	9.4	4.0	2.8	1.7	3.0	2.0	0.1	0.0	0.0	0.0	0.0	0.1
Antigua and Barbuda	311	314.7	68.7	66.7	61.6	66.7	119.6	194.3	37.1	51.5	44.7	52.6	45.5
Argentina	213	9,410.0	2,320.3	2,154.5	2,340.1	2,384.2	2,531.2	9,134.5	2,463.3	2,148.5	2,215.1	2,490.0	2,281.0
Aruba	314	186.1	47.5	42.6	46.5	46.9	50.0	18.4	6.0	3.3	4.1	5.8	5.2
Bahamas, The	313	912.6	240.2	176.9	345.0	168.8	222.0	358.6	118.9	81.5	129.2	45.3	102.6
Barbados	316	186.7	59.4	51.3	41.4	40.0	54.0	32.5	6.0	13.0	7.5	6.1	5.9
Belize	339	68.4	16.6	14.1	20.6	16.5	17.3	131.3	32.8	31.5	40.0	42.7	17.1
Bermuda	319	196.4	484.3	17.3	21.9	20.9	136.3	320.7	24.3	0.6	84.8	124.2	111.2
Bolivia	218	742.6	206.2	189.1	167.7	195.2	190.7	631.3	201.7	143.6	182.5	137.0	168.2
Brazil	223	34,193.6	8,542.8	7,651.9	8,944.0	8,849.1	8,748.7	32,651.9	7,778.3	7,325.5	9,024.3	8,705.5	7,596.6
Chile	228	9,489.8	2,506.4	2,195.1	2,370.3	2,514.5	2,410.0	8,182.2	2,033.0	2,082.5	2,220.2	1,976.4	1,903.2
Colombia	233	6,009.2	1,855.8	1,311.0	1,498.5	1,578.5	1,621.2	6,016.5	1,752.2	1,460.0	1,258.9	1,529.7	1,767.9
Costa Rica	238	1,163.5	292.7	271.1	297.4	285.0	309.9	2,607.7	565.4	627.5	762.8	581.7	635.8
Curacao	354	352.2	133.2	75.1	97.9	87.1	92.1	92.3	11.7	10.2	29.3	26.8	25.8
Dominica	321	36.0	5.7	5.7	14.9	7.1	8.3	24.4	1.1	19.6	0.4	1.6	2.7
Dominican Republic	243	2,018.8	490.9	431.8	524.1	533.4	529.5	1,073.7	239.7	228.8	309.4	282.7	252.8
Ecuador	248	1,811.3	494.4	361.5	412.2	558.5	479.1	3,018.1	680.5	772.9	772.8	768.3	704.1
El Salvador	253	521.2	204.8	122.7	132.6	132.0	133.9	236.3	36.6	42.6	55.1	77.9	60.6
Falkland Islands	323	82.3	32.4	16.2	20.9	20.8	24.5	221.6	49.0	5.9	117.4	17.0	81.2
Greenland	326	609.3	141.3	104.9	175.4	177.8	151.2	554.4	134.4	105.9	135.5	158.6	154.3
Grenada	328	27.5	6.0	5.9	6.3	7.4	7.8	6.6	1.2	1.2	2.1	2.0	1.3
Guatemala	258	1,005.0	271.3	221.2	240.7	282.4	260.6	988.3	238.7	229.4	261.2	257.2	240.6
Guyana	336	128.4	28.6	36.6	34.7	29.7	27.4	237.9	73.6	49.9	66.1	58.4	63.4
Haiti	263	219.7	51.5	43.0	56.4	54.7	65.7	44.0	6.7	10.8	11.3	10.8	11.0
Honduras	268	501.8	128.6	122.0	122.3	137.2	120.4	1,151.2	151.7	295.3	332.3	305.3	218.3
Jamaica	343	391.8	93.3	85.7	96.1	112.3	97.6	210.0	60.4	30.4	91.9	67.4	20.3
Mexico	273	37,492.7	9,381.7	8,445.7	9,544.3	9,818.9	9,683.8	22,015.3	5,232.0	5,232.5	5,739.9	5,385.9	5,656.9
Montserrat	351	24.2	1.2	10.7	8.1	1.3	4.1	1.4	0.5	0.2	0.4	0.5	0.2
Nicaragua	278	261.2	70.3	59.5	66.5	63.6	71.6	378.8	82.5	67.2	76.4	102.4	132.8
Panama	283	2,374.7	689.2	579.8	606.8	583.2	604.9	622.7	178.2	101.3	117.5	128.6	275.4
Paraguay	288	638.4	165.6	152.0	156.4	159.3	170.7	1,196.0	270.8	198.7	330.5	319.6	347.1
Peru	293	3,996.6	1,087.2	893.0	929.1	1,043.5	1,131.0	5,609.5	1,442.4	1,247.5	1,372.1	1,404.3	1,585.6
Sint Maarten	352	121.3	41.4	31.0	23.7	33.2	33.5	53.9	4.8	7.2	24.0	8.6	14.2
St. Kitts and Nevis	361	77.5	4.6	8.1	34.0	18.7	16.7	17.7	21.7	2.0	10.6	2.5	2.5
St. Lucia	362	82.4	14.3	13.6	20.8	18.3	29.7	9.8	2.7	2.8	2.8	2.7	1.4
St. Vincent & Grens.	364	46.4	10.1	16.4	11.3	9.6	9.2	149.7	0.7	78.2	55.1	11.5	4.9
Suriname	366	272.3	79.9	65.8	71.0	65.4	70.1	250.5	87.8	60.2	73.8	54.0	62.4
Trinidad and Tobago	369	656.3	200.0	183.7	156.8	187.3	128.5	760.0	291.5	206.2	194.6	187.2	172.0
Uruguay	298	1,792.8	611.2	415.5	450.2	446.3	480.8	1,849.2	447.3	420.8	493.5	566.6	368.3
Venezuela, Rep. Bol.	299	1,708.0	753.5	430.2	431.8	358.2	487.8	1,406.3	513.2	295.5	331.2	335.4	444.2
Western Hem. n.s.	399	2,924.5	474.0	349.6	1,204.6	463.2	907.2	1,940.9	237.8	629.3	485.4	713.7	112.4
Other Countries n.i.e	910	2,281.7	729.0	532.5	616.7	552.9	579.6	468.3	146.8	125.4	114.8	125.3	102.8
Cuba	928	2,261.2	722.3	525.0	612.7	548.0	575.5	462.1	144.6	122.7	113.9	123.6	101.9
Korea, Dem. People's Rep.	954	20.5	6.7	7.5	4.0	4.9	4.1	6.2	2.2	2.7	0.9	1.7	0.9
Special Categories	899	18,273.2	4,832.0	3,864.6	4,519.6	5,164.1	4,724.9	1,456.4	459.8	415.4	406.8	298.7	335.6
Countries & Areas n.s.	898	20,763.7	5,209.9	4,431.7	6,169.3	5,125.2	5,037.5	23,245.3	5,551.8	4,893.1	5,673.1	6,075.3	6,603.9
Memorandum Items													
Africa	605	132,374.5	35,408.1	31,731.7	35,290.9	31,910.0	33,442.0	116,129.0	30,897.2	27,382.4	30,227.5	29,532.8	28,986.3
Middle East	405	164,189.4	45,824.8	38,970.9	42,407.8	38,218.7	44,591.9	73,397.8	18,072.5	14,927.6	17,720.9	20,259.4	20,490.0
European Union	998	3,437,009.9	852,941.0	847,666.5	894,063.9	838,224.0	857,055.5	3,354,931.0	848,384.7	817,608.9	870,213.8	817,710.4	849,397.9
Export earnings: fuel	080	268,383.4	76,487.8	61,887.5	68,898.6	65,379.7	72,217.6	270,495.4	73,043.1	59,522.8	66,162.1	70,610.8	74,199.8
Export earnings: nonfuel	092	5,106,342.0	1,280,598.3	1,238,697.3	1,325,773.6	1,250,844.3	1,291,026.8	4,980,420.6	1,246,888.8	1,214,157.5	1,285,154.1	1,231,420.8	1,249,688.2

This page intentionally left blank



Country Tables

Afghanistan, Islamic Republic of (512)

In Millions of U.S. Dollars

		Exports (FOB)						Imports (CIF)					
		2016	2015Q4	2016Q1	2016Q2	2016Q3	2016Q4	2016	2015Q4	2016Q1	2016Q2	2016Q3	2016Q4
IFS World		172.4	1,455.5
World	001	850.4	178.7	114.8	142.7	132.3	460.5	8,487.2	1,964.4	2,130.1	2,171.3	1,850.7	2,335.1
Advanced Economies	110	22.3	4.2	3.8	9.5	5.2	3.8	1,179.2	205.0	309.7	304.5	251.1	313.9
Euro Area	163	11.8	2.6	1.9	4.9	2.9	2.1	78.2	16.9	14.8	17.8	26.2	19.4
Austria	122	0.1	0.0 r	0.0 r	0.0 r	0.0 r	0.0 r	0.1	0.0 r	0.0 r	0.0 r	0.0 r	0.0 r
Belgium	124	0.0	0.1 r	0.0 r	0.0 r	0.0 r	0.0 r	1.7	0.2 r	0.5 r	0.4 r	0.3 r	0.5 r
Estonia	939	0.1 e	0.1 e	0.0	0.0 r	0.0 r	0.0 r	0.0 r	0.0 r
Finland	172	1.2	0.2 r	0.4 r	0.2 r	0.1 r	0.4 r	0.1	0.0 r	0.1 r	0.0 r	0.0 r	0.0 r
France	132	0.2	0.0 r	0.0 r	0.1 r	0.0 r	0.0 r	9.5	2.6 r	3.9 r	1.4 r	1.5 r	2.8 r
Germany	134	7.7	0.9 r	0.9 r	3.9 r	2.1 r	0.8 r	25.8	7.0 r	5.0 r	6.4 r	7.5 r	7.0 r
Greece	174	0.0	0.0 r	0.0 r	0.1	0.0 r	0.0 r	0.0 r	0.0 r	0.0 r
Ireland	178	0.2 e	0.0 e	0.0 e	0.0 e	0.2 e	0.0 e	20.4	2.1 r	1.4 r	4.4 r	12.2 r	2.4 r
Italy	136	1.5	0.8 r	0.2 r	0.5 r	0.3 r	0.4 r	5.9	1.5 r	0.8 r	1.5 r	1.8 r	1.8 r
Lithuania	946	0.0	0.0 r	0.3	0.2 r	0.1 r	0.1 r	0.1 r	0.1 r
Malta	181	0.0 e	0.0 e	0.0 e	4.6 e	0.3 e	1.1 e	0.7 e	0.7 e	2.1 e
Netherlands	138	0.8	0.3 r	0.3 r	0.1 r	0.1 r	0.4 r	6.1	2.1 r	1.4 r	1.6 r	1.4 r	1.7 r
Portugal	182	0.1 e	0.0 e	0.0 e	0.1 e	0.0 e	0.3	0.0 r	0.1 r	0.0 r	0.1 r	0.0 r
Slovenia	961	0.0 e	0.0 e	0.0 e	0.0 e	0.2 e	0.1 e	0.1 e	0.0 e	0.1 e
Spain	184	0.1	0.2 r	0.0 r	0.0 r	0.0 r	0.0 r	3.0	0.6 r	0.5 r	1.2 r	0.4 r	0.8 r
Australia	193	0.3	0.3 r	0.0 r	0.1 r	0.1 r	0.0 r	6.2	0.2 r	0.2 r	5.8 r	0.0 r	0.1 r
Canada	156	1.0	0.3 r	0.5 r	0.2 r	0.1 r	0.2 r	4.7	0.9 r	0.6 r	1.5 r	1.3 r	1.3 r
China,P.R.: Hong Kong	532	0.0	0.0 r	0.0 r	0.0 r	0.0 r	1.7	0.2 r	0.4 r	0.2 r	0.7 r	0.4 r
Czech Republic	935	1.3	0.0 r	0.1 r	1.1 r	0.0 r	0.1 r	0.5	0.1 r	0.4 r	0.1 r	0.0 r	0.0 r
Denmark	128	0.1	0.0 r	0.0 r	0.0 r	0.0 r	0.0 r	0.6	0.2 r	0.2 r	0.1 r	0.1 r	0.3 r
Israel	436	0.3 e	0.3 e	0.0	0.0 r	0.0 r	0.0 r	0.0 r	0.0 r
Japan	158	0.0	0.0 r	0.0 r	0.0 r	0.0 r	0.0 r	535.2	105.4 r	129.7 r	143.5 r	131.3 r	130.7 r
Korea, Republic of	542	0.0	0.0 r	0.0 r	0.0 r	0.0 r	0.0 r	73.4	11.1 r	13.8 r	20.3 r	18.2 r	21.1 r
New Zealand	196	0.0	0.0 r	0.0 r	0.0 r	0.0 r	0.0 r	0.5	0.2 r	0.0 r	0.4 r	0.1 r	0.0 r
Norway	142	0.1	0.0 r	0.0 r	0.0 r	0.0 r	0.0 r
Singapore	576	0.6	0.0 r	0.3 r	0.1 r	0.2 r	0.0 r	5.1	1.0 r	1.6 r	1.1 r	1.1 r	1.2 r
Sweden	144	0.1	0.3 r	0.0 r	0.0 r	0.0 r	0.0 r	2.2	0.4 r	1.4 r	0.5 r	0.2 r	0.2 r
Switzerland	146	2.1	0.0 r	0.0 r	1.8 r	0.2 r	0.0 r	3.5	1.3 r	0.6 r	0.9 r	0.7 r	1.3 r
Taiwan Prov.of China	528	0.0 e	0.0 e	0.0 e	0.0 e	0.0 e	1.1 e	0.3 e	0.2 e	0.3 e	0.2 e	0.3 e
United Kingdom	112	0.5	0.2 r	0.2 r	0.2 r	0.1 r	0.1 r	6.3	2.3 r	1.4 r	1.9 r	1.6 r	1.4 r
United States	111	4.2	0.6 r	0.6 r	1.1 r	1.5 r	0.9 r	459.8	64.4 r	144.3 r	110.1 r	69.2 r	136.1 r
Emerg. & Dev. Economies	200	828.1	174.5	111.0	133.2	127.1	456.7	7,308.1	1,759.4	1,820.5	1,866.8	1,599.6	2,021.2
Emerg. & Dev. Asia	505	504.1	80.5	42.3	28.8	39.2	393.8	1,667.8	423.7	317.4	419.4	443.7	487.3
Bangladesh	513	0.6	0.2 r	0.1 r	0.2 r	0.2 r	0.1 r	3.3	0.9 r	0.8 r	0.8 r	0.7 r	1.0 r
China,P.R.: Mainland	924	4.6	2.8 r	0.5 r	0.9 r	1.5 r	1.8 r	1,068.9	265.9 r	169.3 r	267.0 r	303.6 r	329.0 r
India	534	498.1	77.4 r	41.5 r	27.6 r	37.4 r	391.6 r	102.9	29.3 r	21.7 r	26.7 r	28.3 r	26.2 r
Indonesia	536	66.6	15.4 r	10.7 r	18.7 r	15.4 r	21.9 r
Malaysia	548	0.0	0.0 r	0.0 r	0.0 r	0.0 r	0.0 r	285.0	85.3 r	75.2 r	71.2 r	67.4 r	71.2 r
Maldives	556	0.0 e	0.0 e	0.0 e	0.0 e	0.0 e	0.1	0.0 r	0.0 r	0.0 r	0.0 r	0.0 r
Marshall Islands	867	32.3	6.0 r	8.1 r	8.1 r	6.7 r	9.4 r
Myanmar	518	0.3 e	0.1 e	0.1 e	0.1 e	0.1 e	0.1 e	1.6	0.3 r	0.4 r	0.4 r	0.3 r	0.5 r
Nepal	558	0.1 e	0.0 e	0.0 e	0.0 e	0.0 e	0.0 e	0.4	0.1 r	0.1 r	0.1 r	0.1 r	0.1 r
Philippines	566	0.1 e	0.0 e	0.0 e	0.0 e	0.0 e	0.0 e	0.1	0.0 r	0.0 r	0.0 r	0.0 r	0.0 r
Samoa	862	1.7	0.3 r	0.4 r	0.4 r	0.4 r	0.5 r
Sri Lanka	524	0.0	0.0 r	0.0 r	0.0 r	0.0 r	0.0 r	1.4	0.4 r	0.3 r	0.4 r	0.3 r	0.4 r
Thailand	578	0.0	0.0 r	0.0 r	0.0 r	0.0 r	0.0 r	24.6	5.1 r	10.5 r	5.8 r	4.2 r	4.1 r
Vietnam	582	0.3	0.1 r	0.1 r	0.1 r	0.1 r	0.1 r	71.7	13.3 r	18.0 r	17.9 r	14.8 r	21.0 r
Asia n.s.	598	7.2	1.3 r	1.8 r	1.8 r	1.5 r	2.1 r
Europe	170	56.8	14.9	12.4	17.2	17.3	9.9	1,485.4	433.4	358.6	384.2	324.2	418.3
Emerg. & Dev. Europe	903	14.3	5.4	4.2	4.3	2.5	3.3	80.1	21.3	16.3	19.9	21.1	22.8
Croatia	960	0.0 e	0.0 e	0.1 e	0.0 e	0.1 e	0.0 e
Macedonia, FYR	962	0.0 e	0.0 e	0.0 e	0.0 e	0.0 e	0.0 e	0.1 e	0.1 e	0.0 e	0.0 e	0.0 e	0.0 e
Poland	964	0.0	0.0 r	0.0 r	0.0 r	0.0 r	0.0 r	1.8	0.7 r	0.5 r	0.5 r	0.4 r	0.4 r
Romania	968	0.2	0.0 r	0.0 r	0.0 r	0.1 r	0.1 r	0.0	0.0 r	0.0 r	0.0 r	0.0 r	0.0 r
Turkey	186	14.0	5.4 r	4.1 r	4.2 r	2.5 r	3.3 r	78.0	20.4 r	15.7 r	19.2 r	20.6 r	22.4 r

Afghanistan, Islamic Republic of (512)

In Millions of U.S. Dollars

		Exports (FOB)						Imports (CIF)					
		2016	2015Q4	2016Q1	2016Q2	2016Q3	2016Q4	2016	2015Q4	2016Q1	2016Q2	2016Q3	2016Q4
CIS	901	42.5	9.5	8.2	12.9	14.7	6.6	1,405.3	412.1	342.4	364.3	303.1	395.5
Armenia	911	0.1 e	0.0 e	0.1 e	0.0 e
Azerbaijan, Rep. of	912	0.0	0.0 r	0.0 r	0.0 r	0.0 r	0.0 r	48.3	8.9 r	12.1 r	12.1 r	10.0 r	14.1 r
Belarus	913	10.3 e	0.3 e	3.4 e	6.5 e	16.5 e	1.5 e	5.4 e	1.9 e	6.3 e	2.9 e
Kazakhstan	916	10.4	2.7 r	2.0 r	3.3 r	2.9 r	2.2 r	573.1	106.2 r	143.9 r	143.4 r	118.3 r	167.6 r
Kyrgyz Republic	917	4.0	0.7 r	1.0 r	1.0 r	0.8 r	1.2 r
Russian Federation	922	16.9	5.4 r	4.9 r	4.7 r	4.0 r	3.4 r	183.1	29.6 r	35.8 r	60.6 r	46.9 r	39.9 r
Tajikistan	923	4.5	1.2 r	0.9 r	1.4 r	1.2 r	1.0 r	122.9	22.8 r	30.9 r	30.7 r	25.4 r	35.9 r
Turkmenistan	925	0.2 r	157.3 r
Ukraine	926	0.0	0.0 r	0.0 r	0.0 r	0.0 r	6.1	1.4 r	1.8 r	2.3 r	2.0 r
Uzbekistan	927	0.3	0.1 r	0.0 r	0.1 r	0.1 r	0.1 r	451.2	83.6 r	113.3 r	112.9 r	93.1 r	131.9 r
Mid East, N Africa, Pak	440	263.1	78.2	55.5	86.2	69.6	51.8	4,034.3	879.1	1,115.7	1,033.0	805.0	1,080.6
Bahrain, Kingdom of	419	0.1 e	0.0 e	0.0 e	0.0 e	0.0 e	0.0 e	0.7 e	0.1 e	0.2 e	0.2 e	0.2 e	0.2 e
Egypt	469	0.1	0.0 r	0.0 r	0.0 r	0.0 r	0.0 r	0.1	0.1 r	0.0 r	0.0 r	0.0 r	0.0 r
Iran, I.R. of	429	27.0	7.7 r	5.6 r	8.8 r	7.2 r	5.4 r	2,029.9	458.5 r	574.2 r	522.8 r	401.3 r	531.5 r
Iraq	433	16.4	4.2 r	3.2 r	5.2 r	4.5 r	3.5 r	0.6	0.1 r	0.1 r	0.1 r	0.1 r	0.2 r
Jordan	439	0.4	0.2 r	0.1 r	0.2 r	0.1 r	0.0 r	1.4	0.1 r	0.3 r	0.3 r	0.5 r	0.3 r
Kuwait	443	0.1 e	0.0 e	0.0 e	0.0 e	0.0 e	0.0 e
Lebanon	446	0.0	0.1 r	0.0 r	0.0 r	0.0 r	0.0 r	0.2	0.0 r	0.2 r
Oman	449	0.3 e	0.1 e	0.1 e	0.1 e	0.1 e	0.1 e
Pakistan	564	194.8	59.7 r	41.9 r	64.2 r	51.2 r	37.6 r	1,555.9	337.3 r	428.9 r	398.1 r	310.7 r	418.2 r
Qatar	453	2.0 e	0.6 e	0.5 e	0.5 e	0.5 e	0.6 e
Saudi Arabia	456	0.7	0.2 r	0.2 r	0.2 r	0.2 r	0.1 r	12.8	2.4 r	3.2 r	3.2 r	2.6 r	3.8 r
United Arab Emirates	466	23.5	6.0 r	4.5 r	7.5 r	6.5 r	5.0 r	430.4	79.7 r	108.1 r	107.7 r	88.8 r	125.8 r
Sub-Saharan Africa	603	2.8	0.6	0.6	0.7	0.7	0.8	104.5	19.4	26.3	26.1	21.6	30.5
Angola	614	0.2 e	0.1 e	0.0 e	0.0 e	0.0 e	0.0 e
Kenya	664	0.1 e	0.0 e	0.0 e	0.0 e	0.0 e	0.0 e	103.6	19.2 r	26.0 r	25.9 r	21.4 r	30.3 r
Madagascar	674	0.0 e	0.0 e	0.0 e	0.0 e	0.0 e	0.0 e	0.1 e	0.0 e	0.0 e	0.0 e	0.0 e	0.0 e
Mauritius	684	0.0 e	0.0 e	0.0 e	0.0 e	0.0 e	0.0 e	0.1 e	0.0 e	0.0 e	0.0 e	0.0 e
Mozambique	688	1.2 e	0.4 e	0.3 e	0.3 e	0.3 e	0.3 e	0.0 e	0.0 e	0.0 e	0.0 e	0.0 e	0.0 e
Nigeria	694	0.2 e	0.0 e	0.0 e	0.1 e	0.0 e	0.1 e
Senegal	722	1.0 e	0.0 e	0.2 e	0.2 e	0.3 e	0.3 e	0.0 e	0.0 e	0.0 e	0.0 e	0.0 e	0.0 e
South Africa	199	0.0	0.0 r	0.0 r	0.0 r	0.0 r	0.0 r	0.3	0.1 r	0.1 r	0.0 r	0.1 r	0.1 r
Tanzania	738	0.0 e	0.0 e	0.0 e	0.0 e	0.0 e	0.0 e	0.3	0.0 r	0.1 r	0.1 r	0.1 r	0.1 r
Western Hemisphere	205	1.2	0.3	0.3	0.3	0.3	0.3	16.1	3.8	2.5	4.2	5.1	4.4
Argentina	213	0.0 e	0.0 e	0.0 e	0.0 e	0.0 e	0.0 e	0.1	0.0 r	0.0 r	0.0 r	0.0 r	0.0 r
Brazil	223	0.0	0.0 r	0.0 r	0.0 r	0.0 r	0.0 r	13.6	3.2 r	1.8 r	3.5 r	4.5 r	3.8 r
Colombia	233	0.1 e	0.0 e	0.0 e	0.0 e	0.0 e	0.0 e	0.0	0.0 r	0.0 r	0.0 r	0.0 r	0.0 r
Dominican Republic	243	0.7 e	0.2 e	0.2 e	0.2 e	0.2 e	0.2 e
Guatemala	258	0.1 e	0.0 e	0.0 e	0.0 e	0.0 e	0.0 e	0.4	0.1 r	0.1 r	0.1 r	0.1 r	0.1 r
Jamaica	343	0.2	0.0 r	0.0 r	0.0 r	0.0 r	0.0 r
Mexico	273	1.1	0.3 r	0.3 r	0.3 r	0.3 r	0.3 r
St. Kitts and Nevis	361	0.1 e	0.0 e	0.0 e	0.0 e	0.0 e	0.0 e	0.0 e	0.0 e	0.0 e	0.0 e	0.0 e	0.0 e
Trinidad and Tobago	369	0.0 e	0.0 e	0.0 e	0.0 e	0.0 e	0.0 e	0.7 e	0.2 e	0.2 e	0.2 e	0.2 e	0.2 e
Other Countries n.i.e	910	0.1	0.0	0.0	0.0	0.0	0.0
Cuba	928	0.1 e	0.0 e	0.0 e	0.0 e	0.0 e	0.0 e
Memorandum Items													
Africa	605	2.8	0.6	0.6	0.7	0.7	0.8	104.5	19.4	26.3	26.1	21.6	30.5
Middle East	405	68.3	18.5	13.6	22.0	18.5	14.3	2,478.4	541.9	686.8	634.9	494.4	662.4
European Union	998	13.9	3.1	2.3	6.2	3.1	2.3	89.9	20.6	18.7	21.0	28.6	21.6
Export earnings: fuel	080	95.7	26.6	20.5	29.9	25.4	19.9	3,282.0	843.9	878.5	850.7	669.0	883.8
Export earnings: nonfuel	092	754.8	152.1	94.4	112.8	106.9	440.6	5,205.2	1,120.5	1,251.6	1,320.6	1,181.7	1,451.3

Albania (914)

In Millions of U.S. Dollars

		Exports (FOB)						Imports (CIF)					
		2016	2015Q4	2016Q1	2016Q2	2016Q3	2016Q4	2016	2015Q4	2016Q1	2016Q2	2016Q3	2016Q4
IFS World		1,962.1	454.9	425.1	524.8	485.3	526.8	4,669.2	1,205.9	986.2	1,272.4	1,180.6	1,230.1
World	001	2,121.7	522.0	470.2	563.1	501.1	587.2	4,722.6	1,193.5	996.0	1,332.6	1,174.7	1,219.3
Advanced Economies	110	1,493.8	367.6	354.6	372.7	355.7	410.7	2,922.2	719.2	600.2	844.5	740.6	737.0
Euro Area	163	1,419.8	353.3	341.8	353.9	331.2	392.9	2,580.2	660.0	531.3	738.1	661.9	648.8
Austria	122	9.6	8.6 r	3.3 r	2.3 r	1.7 r	2.3 r	51.4	18.4 r	13.2 r	14.3 r	12.7 r	11.2 r
Belgium	124	2.7	0.7 r	0.4 r	2.0 r	0.2 r	0.1 r	26.5	6.1 r	7.4 r	5.9 r	7.7 r	5.4 r
Cyprus	423	0.2	0.1 r	0.0 r	0.0 r	0.2 r	2.8	0.1 r	0.3 r	0.7 r	1.1 r	0.6 r
Estonia	939	3.5	0.1 r	0.4 r	0.9 r	1.2 r	0.9 r	3.1	0.1 r	0.8 r	0.4 r	0.8 r	1.2 r
Finland	172	0.1	0.1 r	0.1 r	0.0 r	0.0 r	0.0 r	10.9	4.9 r	4.7 r	2.6 r	1.5 r	2.1 r
France	132	20.9	4.9 r	5.3 r	5.2 r	5.4 r	5.0 r	92.6	23.9 r	17.1 r	23.3 r	29.8 r	22.4 r
Germany	134	66.7	15.1 r	16.0 r	15.8 r	17.6 r	17.3 r	443.5	89.3 r	80.0 r	144.3 r	113.8 r	105.4 r
Greece	174	89.8	22.3 r	22.5 r	28.3 r	20.9 r	18.2 r	368.2	85.6 r	69.2 r	106.7 r	97.7 r	94.6 r
Ireland	178	0.2	0.0 r	0.0 r	0.1 r	0.0 r	0.1 r	16.0	3.4 r	3.0 r	4.3 r	5.1 r	3.5 r
Italy	136	1,070.8	248.2 r	259.6 r	274.3 r	259.4 r	277.5 r	1,367.2	378.7 r	296.8 r	387.6 r	330.1 r	352.6 r
Latvia	941	0.6	0.0 r	0.1 r	0.1 r	0.4 r	1.2	0.5 r	0.2 r	0.3 r	0.3 r	0.4 r
Lithuania	946	0.6	0.0 r	0.1 r	0.1 r	0.3 r	0.2 r	2.9	0.5 r	0.5 r	0.8 r	0.7 r	0.9 r
Luxembourg	137	0.1	0.0 r	0.0 r	0.0 r	0.5	0.1 r	0.0 r	0.3 r	0.1 r	0.1 r
Malta	181	64.6	27.1 r	8.1 r	8.2 r	6.0 r	42.3 r	0.0	0.0 r	0.0 r	0.0 r	0.0 r
Netherlands	138	10.7	1.5 r	3.0 r	2.3 r	2.1 r	3.2 r	36.8	8.6 r	5.8 r	12.3 r	9.2 r	9.4 r
Portugal	182	0.5	0.1 r	0.2 r	0.2 r	0.1 r	0.1 r	11.1	3.2 r	2.5 r	2.0 r	3.1 r	3.4 r
Slovak Republic	936	2.6	0.7 r	1.3 r	0.3 r	0.5 r	0.5 r	13.3	3.4 r	5.2 r	2.2 r	2.4 r	3.5 r
Slovenia	961	11.0	4.7 r	1.0 r	1.8 r	2.0 r	6.3 r	30.2	8.0 r	7.2 r	6.9 r	8.3 r	7.8 r
Spain	184	64.4	19.2 r	20.4 r	11.8 r	13.9 r	18.3 r	102.2	25.1 r	17.2 r	23.2 r	37.5 r	24.2 r
Australia	193	0.6	0.0 r	0.1 r	0.1 r	0.2 r	0.2 r	0.9	0.1 r	0.1 r	0.4 r	0.2 r	0.2 r
Canada	156	1.3	0.1 r	0.4 r	0.2 r	0.4 r	0.3 r	14.7	3.3 r	3.4 r	3.1 r	2.7 r	5.5 r
China,P.R.: Hong Kong	532	6.7	1.3 r	1.3 r	1.5 r	2.5 r	1.4 r	4.0	0.6 r	1.0 r	1.3 r	0.8 r	0.8 r
Czech Republic	935	11.7	1.7 r	2.0 r	3.4 r	2.8 r	3.6 r	44.8	8.2 r	11.4 r	12.2 r	9.6 r	11.5 r
Denmark	128	6.9	1.2 r	1.4 r	3.4 r	1.1 r	1.0 r	8.1	2.5 r	1.6 r	2.3 r	1.6 r	2.6 r
Iceland	176	0.1 r	0.1	0.0 r	0.0 r	0.0 r	0.0 r	0.0 r
Israel	436	0.2	0.1 r	0.0 r	0.0 r	0.0 r	0.0 r	7.1	1.8 r	1.8 r	1.8 r	1.8 r	1.8 r
Japan	158	3.1	1.2 r	1.2 r	0.8 r	0.5 r	0.5 r	24.4	4.0 r	3.8 r	6.3 r	5.0 r	9.2 r
Korea, Republic of	542	0.1	0.0 r	0.0 r	0.0 r	0.1 r	0.0 r	30.7	5.8 r	5.3 r	16.0 r	3.5 r	5.8 r
New Zealand	196	0.0	0.0 r	0.0 r	0.0 r	0.0 r	0.0 r	0.6	0.1 r	0.4 r
Norway	142	0.1	0.0 r	0.0 r	0.0 r	0.0 r	0.0 r	3.2	0.7 r	0.9 r	0.9 r	0.6 r	0.9 r
San Marino	135	0.0 r	0.3	0.1 r	0.1 r	0.1 r	0.1 r	0.1 r
Singapore	576	0.7	0.0 r	0.1 r	0.1 r	0.3 r	0.2 r	1.4	0.1 r	0.3 r	0.5 r	0.3 r	0.3 r
Sweden	144	4.4	0.3 r	0.3 r	0.8 r	2.1 r	1.3 r	17.3	2.6 r	2.2 r	8.0 r	3.2 r	3.8 r
Switzerland	146	20.7	3.8 r	4.8 r	3.7 r	6.2 r	6.1 r	55.0	6.4 r	11.9 r	12.7 r	12.5 r	17.9 r
Taiwan Prov.of China	528	0.1	0.0 r	0.1 r	0.0 r	0.0 r	0.0 r	8.2	3.3 r	2.9 r	2.5 r	1.6 r	1.2 r
United Kingdom	112	4.3	0.8 r	0.7 r	1.1 r	1.4 r	1.1 r	33.5	7.4 r	6.6 r	5.6 r	14.0 r	7.3 r
United States	111	12.9	3.4 r	0.5 r	3.7 r	6.7 r	2.0 r	87.8	12.1 r	15.5 r	32.2 r	21.1 r	19.1 r
Emerg. & Dev. Economies	200	627.8	154.5	115.5	190.4	145.4	176.5	1,794.0	471.7	394.5	486.3	432.5	480.7
Emerg. & Dev. Asia	505	67.8	11.6	16.0	11.7	17.3	22.9	515.2	128.2	122.5	156.6	122.0	114.1
Bangladesh	513	0.0	0.0 r	0.0 r	0.0 r	0.0 r	5.9	1.0 r	1.2 r	1.6 r	1.5 r	1.5 r
Cambodia	522	0.9	0.2 r	0.2 r	0.2 r	0.2 r	0.2 r
China,P.R.: Mainland	924	60.0	10.4 r	12.2 r	10.7 r	16.0 r	21.1 r	409.6	104.2 r	98.1 r	127.2 r	96.8 r	87.5 r
F.T. French Polynesia	887	0.1 e	0.0 e	0.0 e	0.0 e	0.0 e	0.0 e	0.0 r
India	534	5.0	0.9 r	3.2 r	0.2 r	0.5 r	1.0 r	41.3	8.4 r	9.9 r	11.8 r	9.1 r	10.5 r
Indonesia	536	0.0	0.0 r	0.0 r	0.0 r	0.0 r	0.0 r	12.9	5.2 r	3.7 r	3.2 r	2.9 r	3.1 r
Malaysia	548	0.0	0.0 r	0.0 r	0.0 r	0.0 r	0.0 r	6.7	0.5 r	1.1 r	2.0 r	1.8 r	1.9 r
Marshall Islands	867	2.4	0.2 r	0.5 r	0.6 r	0.6 r	0.6 r	0.0	0.0 r	0.0 r	0.0 r	0.0 r	0.0 r
Myanmar	518	0.1	0.0 r	0.0 r	0.0 r	0.0 r	0.0 r
Philippines	566	0.7	0.2 r	0.2 r	0.2 r	0.2 r
Sri Lanka	524	0.1	0.0 r	0.0 r	0.0 r	0.0 r	0.0 r	0.4	0.1 r	0.2 r	0.1 r	0.1 r	0.1 r
Thailand	578	0.1	0.0 r	0.0 r	0.1 r	0.0 r	0.0 r	11.2	2.3 r	2.5 r	3.4 r	2.8 r	2.4 r
Vietnam	582	0.0	0.0 r	0.0 r	0.0 r	0.0 r	0.0 r	14.8	4.0 r	3.1 r	4.0 r	3.8 r	3.9 r
Asia n.s.	598	10.7	2.4 r	2.3 r	2.9 r	2.7 r	2.8 r
Europe	170	533.6	135.7	93.1	171.9	121.9	146.8	1,105.2	297.3	236.5	280.3	266.2	322.2
Emerg. & Dev. Europe	903	530.5	135.3	92.5	171.0	121.0	146.1	986.5	255.5	213.9	259.6	247.5	265.5
Bosnia and Herzegovina	963	7.4	1.2 r	1.6 r	2.0 r	1.8 r	2.0 r	29.2	7.1 r	6.2 r	8.0 r	7.4 r	7.7 r

Albania (914)

In Millions of U.S. Dollars

		Exports (FOB)						Imports (CIF)					
		2016	2015Q4	2016Q1	2016Q2	2016Q3	2016Q4	2016	2015Q4	2016Q1	2016Q2	2016Q3	2016Q4
Bulgaria	918	23.8	8.5 r	3.0 r	5.3 r	5.6 r	9.8 r	61.9	14.5 r	14.1 r	14.2 r	13.9 r	19.8 r
Croatia	960	7.6	1.1 r	1.6 r	2.5 r	1.5 r	2.0 r	35.6	10.6 r	7.5 r	8.9 r	9.6 r	9.5 r
Hungary	944	19.5	5.4 r	5.2 r	5.4 r	4.9 r	4.0 r	39.8	10.0 r	8.7 r	10.2 r	8.9 r	12.1 r
Kosovo	967	160.1	37.1 r	34.7 r	42.8 r	39.6 r	43.0 r	45.1	11.7 r	9.5 r	12.3 r	11.4 r	11.9 r
Macedonia, FYR	962	51.7	12.8 r	11.9 r	13.2 r	13.5 r	13.2 r	62.7	18.3 r	14.2 r	17.8 r	15.3 r	15.3 r
Montenegro	943	35.3	6.8 r	5.6 r	11.9 r	8.0 r	9.9 r	21.9	6.1 r	3.3 r	5.3 r	7.0 r	6.3 r
Poland	964	3.2	0.9 r	0.8 r	0.9 r	0.9 r	0.6 r	72.9	17.1 r	15.4 r	18.9 r	18.6 r	20.0 r
Romania	968	27.7	4.2 r	3.5 r	4.7 r	7.7 r	11.7 r	56.6	8.4 r	16.8 r	12.4 r	13.6 r	13.9 r
Serbia, Republic of	942	171.7	52.3 r	19.3 r	76.2 r	32.1 r	44.0 r	192.8	44.5 r	39.7 r	52.5 r	50.2 r	50.3 r
Turkey	186	22.6	5.0 r	5.1 r	6.1 r	5.4 r	5.9 r	368.0	107.1 r	78.6 r	99.2 r	91.5 r	98.7 r
CIS	901	3.1	0.4	0.6	0.9	0.9	0.7	118.7	41.8	22.6	20.6	18.7	56.7
Azerbaijan, Rep. of	912	0.1	0.0 r	0.0 r	0.0 r	0.0 r	0.1	0.0 r	0.0 r	0.0 r	0.0 r
Belarus	913	0.0	0.0 r	0.0 r	0.0 r	0.0 r	0.0 r	0.3	0.0 r	0.0 r	0.1 r	0.1 r
Georgia	915	0.1	0.1 r	0.1 r	0.1	0.0 r	0.1 r	0.0 r
Kazakhstan	916	0.0 r	0.1	0.1 r	0.0 r	0.0 r	0.0 r	0.0 r
Kyrgyz Republic	917	0.0	0.0 r	0.0 r	0.0 r	0.0 r	0.0 r	0.1	0.0 r	0.0 r	0.0 r	0.0 r	0.0 r
Moldova	921	0.2	0.0 r	0.0 r	0.1 r	0.0 r	0.1 r	0.6	0.1 r	0.1 r	0.2 r	0.2 r	0.2 r
Russian Federation	922	0.5	0.1 r	0.1 r	0.1 r	0.2 r	0.1 r	87.8	34.0 r	13.2 r	15.3 r	11.5 r	47.8 r
Turkmenistan	925	0.7	0.0 r	0.1 r	0.2 r	0.2 r	0.2 r	0.7	0.0 r	0.1 r	0.2 r	0.2 r	0.2 r
Ukraine	926	1.6	0.2 r	0.3 r	0.6 r	0.5 r	0.3 r	28.9	7.6 r	9.0 r	4.9 r	6.7 r	8.4 r
Uzbekistan	927	0.1	0.0 r	0.0 r	0.0 r	0.0 r
Mid East, N Africa, Pak	440	19.2	5.8	4.2	5.2	4.7	5.1	85.0	24.5	16.5	23.2	22.3	22.9
Algeria	612	0.0	0.1 r	0.0 r	0.0 r	0.0 r	0.0 r	9.3	1.8 r	2.0 r	2.5 r	2.3 r	2.4 r
Bahrain, Kingdom of	419	0.0	0.0 r	0.0 r	0.0 r	0.0 r	0.1	0.3 r	0.0 r	0.0 r	0.0 r	0.0 r
Egypt	469	3.4	0.5 r	0.7 r	0.9 r	0.8 r	0.9 r	30.8	8.8 r	5.3 r	8.4 r	8.5 r	8.6 r
Iran, I.R. of	429	0.1	0.1 r	0.0 r	0.0 r	0.0 r	0.0 r	2.5	0.4 r	0.4 r	0.7 r	0.7 r	0.7 r
Iraq	433	2.3	0.6 r	0.5 r	0.6 r	0.6 r	0.6 r	0.5	0.1 r	0.1 r	0.1 r	0.1 r
Jordan	439	0.2	0.6 r	0.0 r	0.1 r	0.0 r	0.0 r	0.5	0.1 r	0.1 r	0.2 r	0.2 r	0.0 r
Kuwait	443	0.2	0.0 r	0.1 r	0.1 r	0.1 r	0.1 r	0.0	0.0 r	0.0 r	0.0 r	0.0 r	0.0 r
Lebanon	446	0.3	0.1 r	0.1 r	0.1 r	0.1 r	0.1 r	0.1	0.0 r	0.0 r	0.0 r	0.0 r	0.1 r
Libya	672	5.0	1.0 r	1.1 r	1.3 r	1.2 r	1.3 r	10.9	5.6 r	2.3 r	3.0 r	2.8 r	2.9 r
Morocco	686	0.1	0.5 r	0.0 r	0.0 r	0.0 r	0.0 r	2.9	0.9 r	0.6 r	0.8 r	0.7 r	0.8 r
Oman	449	0.0	0.0 r	0.0 r	0.0 r	0.0 r	0.0 r	0.0	0.2 r	0.0 r	0.0 r	0.0 r	0.0 r
Pakistan	564	0.0	0.0 r	0.0 r	0.0 r	0.0 r	0.0 r	5.8	1.5 r	1.2 r	1.6 r	1.5 r	1.5 r
Qatar	453	0.0	0.0 r	0.0 r	0.0 r	0.0 r	0.0 r	2.6	0.7 r	0.6 r	0.7 r	0.7 r	0.7 r
Saudi Arabia	456	0.4	1.0 r	0.1 r	0.1 r	0.1 r	0.1 r	5.4	0.8 r	0.9 r	1.5 r	1.5 r	1.6 r
Tunisia	744	0.5	0.1 r	0.1 r	0.1 r	0.1 r	0.1 r	8.2	1.9 r	1.7 r	2.2 r	2.1 r	2.1 r
United Arab Emirates	466	6.3	1.1 r	1.4 r	1.7 r	1.6 r	1.7 r	5.4	1.6 r	1.2 r	1.5 r	1.3 r	1.3 r
West Bank and Gaza	487	0.2 e	0.0 e	0.0 e	0.0 e	0.0 e	0.0 e
Sub-Saharan Africa	603	2.1	0.2	1.2	0.3	0.3	0.3	4.6	0.8	0.6	0.9	2.2	0.9
Cabo Verde	624	0.0 e	0.0 e	0.0 e	0.0 e	0.0 e	0.0 e	0.2	0.0 r	0.0 r	0.0 r	0.0 r	0.0 r
Cameroon	622	0.3	0.0 r	0.1 r	0.1 r	0.1 r	0.1 r	0.3	0.1 r	0.1 r	0.1 r	0.1 r	0.1 r
Chad	628	0.1	0.0 r	0.0 r	0.0 r	0.0 r	0.0 r
Congo, Republic of	634	0.0	0.0 r	0.0 r	0.0 r	0.0 r	0.0 r	0.1	0.0 r	0.0 r	0.0 r	0.0 r
Côte d'Ivoire	662	0.3	0.1 r	0.1 r	0.1 r	0.1 r	0.1 r	0.3	0.1 r	0.1 r	0.1 r	0.1 r	0.1 r
Ethiopia	644	0.0	0.0 r	0.0 r	0.0 r	0.0 r	0.2	0.0 r	0.0 r	0.0 r	0.0 r	0.0 r
Gabon	646	0.3	0.1 r	0.1 r	0.1 r	0.1 r	0.1 r
Ghana	652	0.0	0.0 r	0.0 r	0.0 r	0.0 r	0.0 r	0.2	0.0 r	0.0 r	0.0 r	0.0 r	0.0 r
Kenya	664	0.0	0.0 r	0.0 r	0.0 r	0.0 r	0.0 r	0.3	0.0 r	0.1 r	0.1 r	0.1 r	0.1 r
Mauritius	684	0.0	0.0 r	0.0 r	0.0 r	0.0 r	0.1	0.0 r	0.0 r	0.0 r	0.0 r	0.0 r
South Africa	199	1.1	0.0 r	0.9 r	0.1 r	0.1 r	0.1 r	2.2	0.2 r	0.1 r	0.3 r	1.6 r	0.3 r
Tanzania	738	0.0	0.0 r	0.0 r	0.0 r	0.0 r	0.1	0.0 r	0.0 r	0.0 r	0.0 r	0.0 r
Uganda	746	0.0	0.0 r	0.0 r	0.0 r	0.0 r	0.2	0.1 r	0.1 r	0.1 r	0.1 r	0.1 r
Western Hemisphere	205	5.0	1.1	1.1	1.3	1.3	1.4	83.9	20.8	18.3	25.3	19.7	20.6
Argentina	213	0.0	0.0 r	0.0 r	0.0 r	0.0 r	7.4	4.3 r	1.8 r	1.8 r	1.8 r	1.8 r
Brazil	223	0.1	0.0 r	0.0 r	0.0 r	0.0 r	0.1 r	45.9	10.7 r	9.4 r	15.4 r	10.2 r	10.9 r
Chile	228	0.2	0.0 r	0.0 r	0.0 r	0.1 r	0.1 r	0.3	0.3 r	0.0 r
Colombia	233	0.1	0.0 r	0.0 r	0.0 r	0.0 r	0.0 r	4.9	0.1 r	1.2 r	1.2 r	1.2 r	1.2 r
Costa Rica	238	0.3	0.1 r	0.1 r	0.1 r	0.1 r	0.1 r
Dominican Republic	243	0.1	0.1 r	0.0 r	0.0 r	0.0 r	0.0 r

Albania (914)

In Millions of U.S. Dollars

		Exports (FOB)						Imports (CIF)					
		2016	2015Q4	2016Q1	2016Q2	2016Q3	2016Q4	2016	2015Q4	2016Q1	2016Q2	2016Q3	2016Q4
Ecuador	248	16.0	3.1 r	3.4 r	4.4 r	4.1 r	4.2 r
El Salvador	253	0.0 e	0.0 e	0.0 e	0.0 e	0.0 e	0.1	0.0 r	0.0 r	0.0 r	0.0 r	0.0 r
Falkland Islands	323	0.2	0.3 r	0.1 r	0.1 r	0.1 r	0.1 r
Greenland	326	1.1	0.0 r	0.2 r	0.3 r	0.3 r	0.3 r
Guatemala	258	0.4	0.0 r	0.1 r	0.1 r	0.1 r	0.1 r
Honduras	268	0.1	0.0 r	0.0 r	0.0 r	0.0 r	0.0 r
Mexico	273	0.2	0.0 r	0.0 r	0.0 r	0.0 r	0.0 r	4.8	1.6 r	1.2 r	1.2 r	1.2 r	1.2 r
Panama	283	0.7	0.2 r	0.2 r	0.2 r	0.2 r
Paraguay	288	0.3	0.2 r	0.1 r	0.1 r	0.1 r	0.1 r
Peru	293	0.1	0.0 r	0.0 r	0.0 r	0.0 r	0.7	0.1 r	0.1 r	0.2 r	0.2 r	0.2 r
Uruguay	298	0.2	0.1 r	0.1 r	0.1 r	0.1 r
Venezuela, Rep. Bol.	299	0.1	0.2 r	0.0 r	0.0 r	0.0 r	0.0 r
Western Hem. n.s.	399	4.4	1.0 r	0.9 r	1.2 r	1.1 r	1.2 r	0.0	0.0 r	0.0 r	0.0 r	0.0 r	0.0 r
Other Countries n.i.e	910	1.2	0.1	0.3	0.3	0.3	0.3
Cuba	928	1.2	0.0 r	0.2 r	0.3 r	0.3 r	0.3 r
Countries & Areas n.s.	898	0.1	0.0 r	0.0 r	0.0 r	0.0 r	0.0 r	5.3	2.6 r	1.1 r	1.4 r	1.3 r	1.4 r
Memorandum Items													
Africa	605	2.8	0.9	1.3	0.5	0.5	0.5	25.0	5.4	4.9	6.5	7.4	6.2
Middle East	405	18.5	5.0	4.0	5.0	4.6	4.9	58.8	18.4	11.0	16.1	15.7	16.0
European Union	998	1,528.9	377.5	360.3	381.3	359.2	428.0	2,950.6	741.3	615.5	830.8	754.9	749.4
Export earnings: fuel	080	15.9	4.0	3.4	4.2	4.0	4.3	146.9	48.8	25.7	31.3	26.5	63.4
Export earnings: nonfuel	092	2,105.8	518.0	466.8	558.9	497.2	583.0	4,575.7	1,144.6	970.3	1,301.3	1,148.2	1,155.9

Algeria (612)

In Millions of U.S. Dollars

		Exports (FOB)						Imports (CIF)					
		2016	2015Q4	2016Q1	2016Q2	2016Q3	2016Q4	2016	2015Q4	2016Q1	2016Q2	2016Q3	2016Q4
IFS World		29,668.5	7,939.6	6,055.0	7,207.0	7,429.0	8,977.5	46,727.0	12,146.0	11,530.0	11,979.0	11,575.0	11,643.0
World	001	31,536.2	8,163.3	6,986.1	7,321.4	8,240.9	8,987.7	51,951.0	13,159.5	12,211.7	13,459.1	12,475.8	13,804.5
Advanced Economies	110	25,670.2	6,333.9	5,744.8	5,833.5	6,618.0	7,474.0	28,540.9	7,863.9	7,029.7	7,412.5	6,168.4	7,930.3
Euro Area	163	20,139.6	5,051.1	4,757.8	4,735.3	5,116.4	5,530.0	19,628.7	5,730.5	5,003.8	5,264.2	4,290.1	5,070.6
Austria	122	0.1	0.0 r	0.0 r	0.0 r	0.0 r	0.0 r	322.1	105.5 r	55.4 r	99.9 r	82.7 r	84.1 r
Belgium	124	1,018.3	208.2 r	157.1 r	236.0 r	363.5 r	261.6 r	764.4	255.0 r	198.4 r	191.5 r	189.1 r	185.4 r
Cyprus	423	5.2	18.7 r	1.8 r	0.0 r	0.9 r	2.5 r	2.1	0.2 r	0.0 r	0.0 r	0.9 r	1.0 r
Estonia	939	11.0	19.5 r	0.9 r	1.0 r	8.9 r	0.2 r
Finland	172	222.4	67.4 r	56.0 r	55.8 r	52.6 r	58.0 r
France	132	3,376.2	1,135.6 r	804.5 r	598.4 r	959.3 r	1,014.0 r	4,414.5	1,431.8 r	1,135.7 r	1,194.1 r	1,009.7 r	1,075.1 r
Germany	134	50.6	11.7 r	8.0 r	11.5 r	12.2 r	19.0 r	4,217.1	878.8 r	1,363.7 r	916.3 r	762.3 r	1,174.7 r
Greece	174	149.2	26.7 r	28.9 r	19.6 r	57.3 r	43.5 r	265.8	81.6 r	60.4 r	47.8 r	76.3 r	81.3 r
Ireland	178	21.8	14.3 r	3.7 r	3.7 r	3.7 r	10.6 r	174.9	44.2 r	30.5 r	46.4 r	53.6 r	44.3 r
Italy	136	6,240.2	1,039.9 r	1,382.4 r	1,602.7 r	1,388.3 r	1,866.8 r	4,169.2	1,243.8 r	980.4 r	1,300.0 r	860.2 r	1,028.7 r
Latvia	941	61.4	47.4 r	13.6 r	0.0 r	29.0 r	18.9 r
Lithuania	946	0.0	0.0 r	78.2	22.7 r	8.2 r	9.0 r	13.9 r	47.1 r
Luxembourg	137	0.0	0.0 r	0.0 r	0.0 r	0.0 r	19.1	13.5 r	7.7 r	4.1 r	3.4 r	3.9 r
Malta	181	2,824.4	238.3 r	706.0 r	704.2 r	706.5 r	707.6 r	2.8	0.7 r	0.7 r	0.2 r	1.6 r	0.4 r
Netherlands	138	1,408.0	529.4 r	216.2 r	376.9 r	393.0 r	422.0 r	667.8	232.9 r	134.8 r	159.9 r	194.8 r	178.3 r
Portugal	182	870.7	360.1 r	305.4 r	192.7 r	145.5 r	227.1 r	579.9	180.8 r	126.5 r	198.5 r	121.5 r	133.4 r
Slovak Republic	936	0.0	0.0 r	26.7	14.7 r	5.2 r	2.6 r	12.5 r	6.3 r
Slovenia	961	1.0	0.0 r	0.0 r	1.0 r	187.6	77.2 r	62.8 r	33.6 r	34.3 r	56.9 r
Spain	184	4,173.9	1,468.2 r	1,143.9 r	989.5 r	1,085.1 r	955.4 r	3,441.7	1,012.6 r	762.7 r	1,003.4 r	782.9 r	892.7 r
Australia	193	249.0	1.3 r	4.1 r	49.6 r	54.7 r	140.6 r	100.3	2.0 r	1.2 r	5.6 r	92.0 r	1.5 r
Canada	156	1,260.6	125.6 r	200.2 r	311.7 r	415.1 r	333.7 r	485.7	195.1 r	200.7 r	60.5 r	107.8 r	116.8 r
China,P.R.: Hong Kong	532	4.1	0.2 r	3.5 r	0.5 r	0.1 r	0.1 r	16.1	2.8 r	3.3 r	4.8 r	3.5 r	4.6 r
Czech Republic	935	0.1	0.0 r	0.1 r	0.0 r	0.0 r	0.0 r	211.0	90.3 r	87.7 r	59.4 r	34.3 r	29.6 r
Denmark	128	57.7	12.1 r	5.9 r	6.0 r	6.0 r	39.9 r	315.3	42.2 r	37.4 r	85.5 r	79.6 r	112.7 r
Iceland	176	0.0	0.0 r	0.0 r	0.0 r	0.0 r	0.1	0.0 r	0.0 r	0.0 r	0.0 r	0.0 r
Israel	436	1.3 e	1.3 e
Japan	158	216.4	138.2 r	62.8 r	43.4 r	33.7 r	76.6 r	453.5	99.4 r	188.6 r	71.6 r	50.6 r	142.7 r
Korea, Republic of	542	221.9	189.8 r	109.6 r	21.0 r	37.0 r	54.3 r	1,604.3	349.8 r	289.1 r	224.1 r	265.2 r	825.9 r
New Zealand	196	0.1	0.0 r	0.1 r	0.1 r	0.0 r	0.0 r	651.4	89.2 r	66.5 r	169.3 r	136.1 r	279.5 r
Norway	142	6.7	0.0 r	4.6 r	0.1 r	1.9 r	0.1 r	14.2	4.8 r	2.9 r	7.1 r	1.1 r	3.1 r
San Marino	135	0.1	0.0 r	0.0 r	0.0 r	0.0 r	0.0 r
Singapore	576	114.0	0.0 r	0.1 r	19.1 r	18.7 r	76.1 r	73.3	34.9 r	15.8 r	8.9 r	15.1 r	33.5 r
Sweden	144	2.3	0.9 r	0.0 r	1.0 r	0.6 r	0.7 r	413.5	119.2 r	77.3 r	108.4 r	103.8 r	124.0 r
Switzerland	146	4.6	1.4 r	0.6 r	1.9 r	0.7 r	1.5 r	416.3	98.8 r	110.8 r	121.2 r	94.4 r	89.8 r
Taiwan Prov.of China	528	60.6	11.1 r	6.8 r	38.9 r	14.9 r	0.0 r	120.6	38.5 r	28.4 r	25.1 r	34.4 r	32.6 r
United Kingdom	112	904.1	397.2 r	203.1 r	100.0 r	347.8 r	253.1 r	970.2	258.4 r	251.6 r	318.4 r	170.7 r	229.5 r
United States	111	2,427.2	404.9 r	385.6 r	505.0 r	570.6 r	966.0 r	3,066.4	707.9 r	664.5 r	878.5 r	689.6 r	833.8 r
Emerg. & Dev. Economies	200	5,700.9	1,785.2	1,207.6	1,447.8	1,581.6	1,463.8	20,827.6	5,295.2	4,544.8	5,384.5	5,667.6	5,230.7
Emerg. & Dev. Asia	505	922.7	315.3	232.1	297.4	195.4	197.8	10,048.3	2,335.4	2,242.5	2,639.5	2,668.9	2,497.4
Bangladesh	513	0.5	0.1 r	0.1 r	0.1 r	0.1 r	0.2 r	7.2	1.4 r	1.8 r	1.8 r	1.8 r	1.8 r
Cambodia	522	0.0	0.0 r	0.0 r	0.0 r	0.0 r	0.0 r	3.7	1.0 r	0.9 r	1.0 r	0.9 r	0.9 r
China,P.R.: Mainland	924	275.5	194.0 r	102.4 r	117.3 r	12.5 r	43.2 r	8,216.4	1,940.4 r	1,823.5 r	2,123.6 r	2,208.5 r	2,060.7 r
India	534	589.0	60.2 r	75.9 r	178.0 r	181.9 r	153.1 r	1,071.7	196.3 r	219.8 r	322.2 r	273.5 r	256.2 r
Indonesia	536	51.9	30.6 r	51.6 r	0.1 r	0.1 r	0.1 r	133.2	37.6 r	30.3 r	35.0 r	33.9 r	34.0 r
Malaysia	548	1.0	27.2 r	0.1 r	0.3 r	0.3 r	0.4 r	160.0	45.7 r	58.0 r	40.1 r	30.9 r	30.9 r
Maldives	556	0.1	0.0 r	0.0 r	0.0 r	0.0 r	0.0 r
Myanmar	518	0.0	0.0 r	0.0 r	0.0 r	0.0 r	0.0 r	0.2	0.0 r	0.0 r	0.0 r	0.0 r	0.0 r
Philippines	566	0.3	2.5 r	0.1 r	0.1 r	0.1 r	0.1 r	2.3	4.3 r	0.5 r	0.6 r	0.6 r	0.6 r
Sri Lanka	524	0.0	0.0 r	0.0 r	0.0 r	1.4	0.7 r	0.2 r	0.3 r	0.5 r	0.4 r
Thailand	578	3.8	0.7 r	1.8 r	1.4 r	0.2 r	0.5 r	160.1	29.6 r	34.0 r	39.6 r	46.4 r	40.0 r
Vietnam	582	0.6	0.2 r	0.1 r	0.1 r	0.2 r	0.2 r	292.0	78.3 r	73.3 r	75.2 r	71.9 r	71.6 r
Europe	170	1,277.4	568.9	254.8	274.5	336.4	411.7	5,414.9	1,459.1	1,056.3	1,310.4	1,591.6	1,456.6
Emerg. & Dev. Europe	903	1,257.9	562.6	248.4	269.8	332.8	406.8	3,307.2	860.5	774.9	936.4	773.0	822.9
Albania	914	8.7	2.3 r	1.8 r	2.1 r	2.2 r	2.6 r	1.0	0.3 r	0.2 r	0.2 r	0.2 r	0.2 r
Bosnia and Herzegovina	963	0.0	0.0 r	0.0 r	0.0 r	0.0 r	0.0 r	14.7	3.8 r	3.6 r	3.8 r	3.6 r	3.7 r
Bulgaria	918	0.9	3.5 r	0.0 r	0.1 r	0.0 r	0.7 r	337.5	24.7 r	16.5 r	118.2 r	141.8 r	61.0 r

Algeria (612)

In Millions of U.S. Dollars

		Exports (FOB)						Imports (CIF)					
		2016	2015Q4	2016Q1	2016Q2	2016Q3	2016Q4	2016	2015Q4	2016Q1	2016Q2	2016Q3	2016Q4
Croatia	960	2.9	0.7 r	0.6 r	0.7 r	1.0 r	0.6 r	46.2	9.2 r	15.2 r	4.8 r	4.2 r	22.1 r
Hungary	944	0.0	0.0 r	0.0 r	0.0 r	139.2	46.4 r	40.4 r	27.9 r	26.4 r	44.6 r
Montenegro	943	0.2	0.2 r
Poland	964	12.9	6.1 r	2.3 r	1.3 r	4.5 r	4.8 r	416.4	93.3 r	100.9 r	98.4 r	120.3 r	96.8 r
Romania	968	12.8	3.0 r	5.4 r	2.2 r	2.2 r	2.9 r	500.2	137.6 r	150.8 r	129.0 r	96.4 r	123.9 r
Serbia, Republic of	942	0.9 e	0.0 e	0.0 e	0.0 e	0.8 e	0.0 e
Turkey	186	1,218.8	546.9 r	238.3 r	263.3 r	322.1 r	395.1 r	1,851.8	545.3 r	447.3 r	554.0 r	379.9 r	470.6 r
CIS	901	19.5	6.3	6.3	4.7	3.5	4.9	2,107.6	598.5	281.3	374.0	818.5	633.7
Azerbaijan, Rep. of	912	14.2	3.5 r	3.6 r	3.6 r	3.6 r	3.6 r
Belarus	913	2.2	2.7 r	0.3 r	0.2 r	0.6 r	1.1 r
Georgia	915	0.0	0.0 r	0.7	0.3 r	0.2 r	0.2 r
Kazakhstan	916	0.0	0.0 r	0.0 r	0.0 r	0.0 r	0.0 r	5.1	1.3 r	1.3 r	1.3 r	1.3 r	1.3 r
Kyrgyz Republic	917	0.0	0.0 r	0.0 r	0.0 r	0.0 r	0.0 r	0.1	0.0 r	0.0 r	0.0 r	0.0 r	0.0 r
Moldova	921	0.0	0.0 r	0.0 r	0.0 r	0.0 r	0.0 r	0.3	0.1 r	0.1 r	0.1 r	0.1 r	0.1 r
Russian Federation	922	13.0	1.4 r	3.7 r	3.9 r	1.8 r	3.7 r	1,772.4	539.3 r	216.4 r	329.2 r	710.7 r	516.1 r
Ukraine	926	6.4	4.9 r	2.6 r	0.9 r	1.7 r	1.2 r	312.6	51.6 r	59.8 r	39.4 r	102.1 r	111.4 r
Uzbekistan	927	0.0	0.0 r	0.0 r	0.0 r	0.0 r	0.0 r	0.1	0.0 r	0.0 r	0.0 r	0.0 r	0.0 r
Europe n.s.	884	0.1	0.0 r	0.0 r	0.0 r	0.0 r	0.0 r
Mid East, N Africa, Pak	440	1,976.4	474.0	408.0	482.2	491.2	595.1	2,403.7	619.9	599.6	624.3	602.0	577.8
Bahrain, Kingdom of	419	0.0	0.0 r	0.0 r	0.0 r	0.0 r	0.0 r	76.6	23.8 r	21.0 r	20.2 r	18.2 r	17.1 r
Egypt	469	452.9	95.6 r	92.4 r	110.0 r	113.4 r	137.0 r	445.7	114.5 r	111.5 r	114.7 r	109.9 r	109.7 r
Iran, I.R. of	429	0.0	0.0 r	0.0 r	0.0 r	0.0 r	0.0 r	10.7	2.8 r	2.6 r	2.7 r	2.7 r	2.7 r
Iraq	433	3.0	0.8 r	0.6 r	0.7 r	0.7 r	0.9 r	0.0	0.0 r	0.0 r	0.0 r	0.0 r	0.0 r
Jordan	439	46.2	10.9 r	12.1 r	16.2 r	9.3 r	8.5 r	142.2	34.8 r	41.4 r	43.4 r	41.4 r	15.9 r
Kuwait	443	1.1	0.3 r	0.2 r	0.3 r	0.3 r	0.3 r	17.1	4.3 r	4.2 r	4.4 r	4.2 r	4.3 r
Lebanon	446	19.1	3.5 r	6.9 r	2.1 r	3.0 r	7.2 r	56.4	16.4 r	11.1 r	15.0 r	15.7 r	14.6 r
Libya	672	4.5	1.2 r	0.9 r	1.1 r	1.1 r	1.4 r	7.2	1.9 r	1.8 r	1.9 r	1.8 r	1.8 r
Mauritania	682	3.5	0.9 r	0.7 r	0.8 r	0.9 r	1.1 r	0.0	0.0 r	0.0 r	0.0 r	0.0 r	0.0 r
Morocco	686	663.6	150.3 r	133.9 r	160.6 r	166.6 r	202.5 r	185.3	45.7 r	46.1 r	47.6 r	45.8 r	45.8 r
Oman	449	0.0	0.0 r	0.0 r	0.0 r	0.0 r	0.0 r	53.2	13.8 r	13.1 r	13.6 r	13.2 r	13.3 r
Pakistan	564	0.2	0.0 r	0.0 r	0.0 r	0.0 r	0.1 r	25.5	6.5 r	6.2 r	6.5 r	6.3 r	6.4 r
Qatar	453	1.5	0.4 r	0.3 r	0.4 r	0.4 r	0.5 r	69.5	18.1 r	17.1 r	17.8 r	17.2 r	17.3 r
Saudi Arabia	456	5.7	1.5 r	1.2 r	1.4 r	1.4 r	1.7 r	531.0	140.6 r	132.5 r	136.5 r	131.0 r	131.0 r
Sudan	732	0.0	0.0 r	2.1	1.0 r	0.5 r	0.1 r	0.6 r
Syrian Arab Republic	463	10.7	2.9 r	2.2 r	2.6 r	2.7 r	3.2 r	15.7	4.1 r	3.9 r	4.0 r	3.9 r	3.9 r
Tunisia	744	759.5	204.4 r	155.5 r	184.7 r	190.0 r	229.3 r	394.7	101.8 r	97.0 r	101.1 r	97.9 r	98.7 r
United Arab Emirates	466	4.7	1.3 r	1.0 r	1.1 r	1.2 r	1.4 r	370.8	90.7 r	89.0 r	94.4 r	92.8 r	94.6 r
Sub-Saharan Africa	603	66.6	16.9	15.1	16.4	16.7	18.4	185.0	52.9	48.6	45.3	44.2	46.9
Angola	614	0.8	0.2 r	0.2 r	0.2 r	0.2 r	0.2 r	1.3	0.3 r	0.3 r	0.3 r	0.3 r	0.3 r
Benin	638	0.9	0.3 r	0.2 r	0.2 r	0.2 r	0.3 r	0.0	0.0 r	0.0 r	0.0 r	0.0 r	0.0 r
Botswana	616	0.0	0.0 r	0.0 r	0.0 r	0.0 r	0.0 r	0.1	0.0 r	0.0 r	0.0 r	0.0 r	0.0 r
Burkina Faso	748	0.1	0.0 r	0.0 r	0.0 r	0.0 r	0.0 r	0.1	0.0 r	0.0 r	0.0 r	0.0 r	0.0 r
Burundi	618	0.0	0.0 r	0.0 r	0.0 r	0.0 r	0.0 r	0.1	0.0 r	0.0 r	0.0 r	0.0 r	0.0 r
Cabo Verde	624	0.0	0.0 r	0.0 r	0.0 r	0.0 r	0.0 r	0.4	0.1 r	0.1 r	0.1 r	0.1 r	0.1 r
Cameroon	622	0.4	0.1 r	0.1 r	0.1 r	0.1 r	0.1 r	11.9	3.1 r	2.9 r	3.0 r	2.9 r	3.0 r
Chad	628	0.2	0.0 r	0.0 r	0.0 r	0.0 r	0.1 r	0.0	0.0 r	0.0 r	0.0 r	0.0 r	0.0 r
Congo, Republic of	634	0.1	0.0 r	0.0 r	0.0 r	0.0 r	0.0 r	3.7	1.0 r	0.9 r	0.9 r	0.9 r	0.9 r
Côte d'Ivoire	662	22.7	5.2 r	5.7 r	5.7 r	5.7 r	5.7 r	81.7	26.3 r	22.9 r	21.6 r	19.2 r	17.9 r
Ethiopia	644	1.1	0.3 r	0.3 r	0.3 r	0.3 r	0.3 r
Gabon	646	0.0	0.0 r	0.0 r	0.0 r	0.0 r	0.0 r	0.1	0.0 r	0.0 r	0.0 r	0.0 r	0.0 r
Ghana	652	10.7	2.9 r	2.2 r	2.6 r	2.7 r	3.2 r	2.4	0.6 r	0.6 r	0.6 r	0.6 r	0.6 r
Guinea	656	2.3	0.6 r	0.5 r	0.6 r	0.6 r	0.7 r	0.3	0.1 r	0.1 r	0.1 r	0.1 r	0.1 r
Kenya	664	3.4	0.9 r	0.7 r	0.8 r	0.8 r	1.0 r	0.2	0.1 r	0.1 r	0.1 r	0.1 r	0.1 r
Lesotho	666	0.0	0.0 r	0.0 r	0.0 r	0.0 r	0.0 r	0.1	0.0 r	0.0 r	0.0 r	0.0 r	0.0 r
Liberia	668	0.3	0.1 r	0.1 r	0.1 r	0.1 r	0.1 r	0.0	0.0 r	0.0 r	0.0 r	0.0 r	0.0 r
Madagascar	674	0.0	0.0 r	0.0 r	0.0 r	0.0 r	0.0 r	1.1	0.1 r	0.2 r	0.3 r	0.3 r	0.3 r
Malawi	676	0.0	0.0 r	0.0 r	0.0 r	0.0 r	0.0 r	1.3	0.3 r	0.3 r	0.3 r	0.3 r	0.3 r
Mali	678	0.7	0.2 r	0.1 r	0.2 r	0.2 r	0.2 r	4.6	1.2 r	1.1 r	1.2 r	1.1 r	1.1 r
Mauritius	684	0.0	0.0 r	0.0 r	0.0 r	0.0 r	0.0 r	0.1	0.0 r	0.0 r	0.0 r	0.0 r	0.0 r
Mozambique	688	6.6	1.8 r	1.3 r	1.6 r	1.6 r	2.0 r	0.1	0.0 r	0.0 r	0.0 r	0.0 r	0.0 r

Algeria (612)

In Millions of U.S. Dollars

		Exports (FOB)						Imports (CIF)					
		2016	2015Q4	2016Q1	2016Q2	2016Q3	2016Q4	2016	2015Q4	2016Q1	2016Q2	2016Q3	2016Q4
Niger	692	2.1	0.6 r	0.4 r	0.5 r	0.5 r	0.6 r	8.7	2.3 r	2.1 r	2.2 r	2.2 r	2.2 r
Nigeria	694	0.4	0.1 r	0.1 r	0.1 r	0.1 r	0.1 r	0.6	0.1 r	0.1 r	0.1 r	0.2 r	0.2 r
Senegal	722	0.5	0.2 r	0.1 r	0.1 r	0.1 r	0.1 r	0.1 r
Sierra Leone	724	0.4	0.1 r	0.1 r	0.1 r	0.1 r	0.1 r	0.0	0.0 r	0.0 r	0.0 r	0.0 r	0.0 r
South Africa	199	0.0	0.0 r	0.0 r	0.0 r	0.0 r	0.0 r	53.5	14.7 r	13.7 r	11.2 r	12.8 r	15.7 r
Swaziland	734	0.0	0.0 r	0.0 r	0.0 r	0.0 r	0.0 r	0.3	0.1 r	0.1 r	0.1 r	0.1 r	0.1 r
Tanzania	738	3.7	1.0 r	0.8 r	0.9 r	0.9 r	1.1 r	1.7	0.4 r	0.4 r	0.4 r	0.4 r	0.4 r
Togo	742	10.1	2.5 r	2.5 r	2.5 r	2.5 r	2.5 r	2.6	0.6 r	0.6 r	0.6 r	0.6 r	0.6 r
Uganda	746	0.0	0.0 r	0.0 r	0.0 r	0.0 r	0.0 r	1.1	0.3 r	0.3 r	0.3 r	0.3 r	0.3 r
Zambia	754	1.0	0.0 r	0.0 r	0.0 r	0.0 r	1.0 r
Zimbabwe	698	2.3	0.6 r	0.6 r	0.6 r	0.6 r	0.6 r
Africa n.s.	799	2.5	0.6 r	0.6 r	0.6 r	0.6 r
Western Hemisphere	205	1,457.8	410.1	297.7	377.3	542.1	240.7	2,775.7	827.9	597.7	764.9	761.0	652.1
Argentina	213	1,155.9	272.9 r	270.2 r	292.4 r	291.8 r	301.5 r
Brazil	223	1,378.3	408.4 r	290.8 r	350.2 r	508.4 r	229.0 r	1,167.1	312.9 r	272.6 r	320.0 r	297.8 r	276.7 r
Chile	228	0.1	0.0 r	0.0 r	0.0 r	0.0 r	0.1 r	7.8	1.1 r	2.0 r	1.9 r	1.6 r	2.3 r
Colombia	233	1.8	0.2 r	0.5 r	0.5 r	0.5 r	0.5 r
Dominican Republic	243	0.0	0.0 r	0.0 r	0.0 r	0.0 r	0.0 r	0.6	0.2 r	0.1 r	0.2 r	0.1 r	0.1 r
Ecuador	248	84.4	107.9 r	21.1 r	21.1 r	21.1 r	21.1 r
El Salvador	253	0.0	0.0 r	0.1	0.3 r	0.1 r
Falkland Islands	323	0.1	0.0 r	0.0 r	0.0 r	0.0 r	0.0 r
Guatemala	258	0.1	0.0 r	0.0 r	0.0 r	0.0 r	0.0 r	0.7	0.2 r	0.2 r	0.2 r	0.2 r	0.2 r
Haiti	263	1.6	0.4 r	0.4 r	0.4 r	0.4 r	0.4 r
Honduras	268	0.2 r
Mexico	273	77.9	1.2 r	6.6 r	26.8 r	33.3 r	11.2 r	283.4	113.1 r	13.0 r	109.7 r	129.5 r	31.2 r
Panama	283	0.1	0.0 r	0.0 r	0.0 r	0.0 r	0.0 r
Paraguay	288	38.7	10.1 r	9.5 r	9.9 r	9.6 r	9.6 r
Peru	293	0.0	0.0 r	0.0 r	0.0 r	0.0 r	0.0 r	17.8	4.5 r	4.3 r	4.5 r	4.4 r	4.5 r
St. Kitts and Nevis	361	1.4	0.4 r	0.3 r	0.3 r	0.3 r	0.4 r	0.0	0.0 r	0.0 r	0.0 r	0.0 r	0.0 r
Uruguay	298	0.0	0.0 r	0.0 r	0.0 r	0.0 r	0.0 r	13.2	3.4 r	3.3 r	3.4 r	3.3 r	3.3 r
Venezuela, Rep. Bol.	299	0.4	0.1 r	0.1 r	0.1 r	0.1 r	0.1 r
Western Hem. n.s.	399	0.0	0.0 r	0.0 r	0.0 r	0.0 r	0.0 r	2.0	0.5 r	0.5 r	0.5 r	0.5 r	0.5 r
Other Countries n.i.e	910	147.1	39.4	30.0	35.7	36.8	44.5	1.9	0.5	0.5	0.5	0.5	0.5
Cuba	928	147.1	39.4 r	30.0 r	35.7 r	36.8 r	44.5 r	1.9	0.5 r	0.5 r	0.5 r	0.5 r	0.5 r
Countries & Areas n.s.	898	18.0	4.8 r	3.7 r	4.4 r	4.5 r	5.4 r	2,580.6	636.8 r	661.6 r	639.3 r	643.0 r
Memorandum Items													
Africa	605	1,493.2	372.4	305.2	362.6	374.2	451.2	767.1	200.4	192.6	194.5	188.0	192.0
Middle East	405	549.5	118.4	117.8	135.9	133.5	162.2	1,796.1	465.8	449.3	468.6	451.9	426.3
European Union	998	21,133.2	5,474.7	4,975.2	4,846.7	5,478.5	5,832.8	22,978.2	6,551.8	5,781.7	6,214.2	5,067.5	5,914.8
Export earnings: fuel	080	35.2	7.4	8.2	9.2	7.4	10.4	3,020.2	949.8	525.6	648.8	1,019.6	826.2
Export earnings: nonfuel	092	31,501.0	8,155.9	6,977.9	7,312.2	8,233.6	8,977.4	48,930.8	12,209.7	11,686.1	12,810.3	11,456.2	12,978.3

American Samoa (859)

In Millions of U.S. Dollars

		Exports (FOB)						Imports (CIF)					
		2016	2015Q4	2016Q1	2016Q2	2016Q3	2016Q4	2016	2015Q4	2016Q1	2016Q2	2016Q3	2016Q4
IFS World	
World	001	36.1	7.1	6.6	6.2	15.2	8.1	170.9	41.8	26.9	37.0	57.7	49.3
Advanced Economies	110	25.2	4.5	3.7	3.5	12.7	5.4	121.6	24.4	20.2	25.7	42.6	33.1
Euro Area	163	5.9	0.2	0.0	0.0	4.3	1.6	2.0	1.5	0.9	0.3	0.3	0.4
Belgium	124	0.0 e	0.0 e	0.0 e	0.0 e	0.0 e	0.0 e	0.1 e	0.0 e	0.0 e	0.0 e	0.0 e	0.0 e
France	132	0.1 e	0.0 e	0.0 e	0.0 e	0.0 e	0.0 e	0.8 e	0.2 e	0.6 e	0.0 e	0.1 e	0.1 e
Germany	134	0.1 e	0.0 e	0.0 e	0.0 e	0.0 e	0.0 e
Ireland	178	0.0 e	0.1 e	0.0 e	0.0 e
Italy	136	0.0 e	0.0 e	0.2 e	0.3 e	0.0 e	0.1 e	0.1 e	0.0 e
Netherlands	138	5.4 e	0.0 e	4.3 e	1.1 e	0.1 e	0.0 e	0.1 e	0.0 e	0.0 e
Portugal	182	0.4 e	0.4 e
Spain	184	0.0 e	0.0 e	0.0 e	0.0 e	0.7 e	0.9 e	0.2 e	0.1 e	0.1 e	0.3 e
Australia	193	10.1 e	2.7 e	3.0 e	1.8 e	2.8 e	2.5 e	8.0 e	1.6 e	2.5 e	1.3 e	2.6 e	1.6 e
Canada	156	0.9 e	0.0 e	0.1 e	0.0 e	0.3 e	0.5 e	1.1 e	0.3 e	0.3 e	0.2 e	0.3 e	0.3 e
China,P.R.: Hong Kong	532	0.0 e	0.2 e	0.0 e	0.0 e	0.0 e	1.7 e	0.3 e	0.1 e	1.6 e	0.1 e	0.0 e
Denmark	128	0.0 e	0.0 e	0.0 e	0.0 e	0.0 e	0.0 e	0.7 e	0.0 e	0.2 e	0.1 e	0.3 e	0.1 e
Japan	158	1.0 e	0.0 e	0.4 e	0.3 e	0.3 e	1.7 e	0.3 e	0.3 e	0.3 e	0.5 e	0.5 e
Korea, Republic of	542	3.7 e	0.1 e	0.2 e	0.4 e	3.0 e	0.1 e	13.0 e	3.2 e	1.3 e	5.0 e	5.3 e	1.5 e
New Zealand	196	1.3 e	0.1 e	0.2 e	0.0 e	0.6 e	0.4 e	33.5 e	5.7 e	3.9 e	6.0 e	12.7 e	10.9 e
Singapore	576	0.3 e	0.3 e	0.2 e	0.1 e	0.0 e	0.0 e	39.7 e	3.3 e	7.9 e	7.3 e	12.8 e	11.7 e
Taiwan Prov.of China	528	1.9 e	0.2 e	0.1 e	0.6 e	1.2 e	0.0 e	18.5 e	8.1 e	2.7 e	3.6 e	6.1 e	6.1 e
United Kingdom	112	0.1 e	0.5 e	0.0 e	0.0 e	0.0 e	0.0 e	1.6 e	0.1 e	0.0 e	0.1 e	1.4 e	0.1 e
Emerg. & Dev. Economies	200	10.9	2.6	2.9	2.7	2.5	2.7	49.4	17.3	6.7	11.3	15.2	16.2
Emerg. & Dev. Asia	505	5.7	1.5	1.7	1.3	1.3	1.4	44.9	16.6	5.9	10.2	14.4	14.4
Fiji	819	0.1 e	0.0 e	0.0 e	0.0 e	0.0 e	0.0 e	11.6 e	2.7 e	2.2 e	2.5 e	3.9 e	3.0 e
F.T. French Polynesia	887	0.4 e	0.1 e	0.1 e	0.1 e	0.1 e	0.1 e
F.T. New Caledonia	839	0.4 e	0.1 e	0.1 e	0.1 e	0.1 e	0.1 e
India	534	0.0 e	0.9 e	0.0 e	0.0 e	0.0 e	0.1 e	0.0 e	0.0 e
Indonesia	536	2.0 e	0.2 e	0.8 e	0.4 e	0.4 e	0.4 e	1.3 e	0.3 e	0.3 e	0.3 e	0.3 e	0.4 e
Kiribati	826	0.1 e	0.0 e	0.0 e	0.0 e	0.0 e	0.1 e
Malaysia	548	0.3 e	0.0 e	0.1 e	0.1 e	0.1 e	14.3 e	9.3 e	0.1 e	3.5 e	5.2 e	5.5 e
Myanmar	518	0.5 e	0.1 e	0.1 e	0.1 e	0.1 e	0.1 e
Nepal	558	0.0 e	0.0 e	0.0 e	0.0 e	0.0 e	0.0 e	0.1 e	0.0 e	0.0 e	0.0 e	0.0 e	0.0 e
Philippines	566	0.5 e	0.0 e	0.2 e	0.1 e	0.1 e	0.1 e	2.7 e	0.6 e	0.6 e	0.7 e	0.7 e	0.7 e
Samoa	862	0.5 e	0.1 e	0.1 e	0.1 e	0.1 e	0.1 e	13.5 e	3.2 e	2.3 e	3.0 e	3.9 e	4.4 e
Solomon Islands	813	0.0 e	0.1 e	0.0 e	0.0 e	0.0 e	0.0 e
Sri Lanka	524	1.6 e	0.4 e	0.4 e	0.4 e	0.4 e	0.0 e	0.0 e	0.0 e	0.0 e	0.0 e
Tonga	866	0.1 e	0.0 e	0.0 e	0.0 e	0.0 e	0.0 e	0.3 e	0.1 e	0.0 e	0.0 e	0.1 e	0.1 e
Europe	170	0.3	0.4	0.1	0.0	0.0	0.1	1.7	0.1	0.1	0.4	0.1	1.1
Emerg. & Dev. Europe	903	0.1	0.4	0.1	0.0	0.0	0.0	1.7	0.1	0.1	0.4	0.1	1.1
Romania	968	0.5 e	0.1 e	0.4 e	0.0 e
Turkey	186	0.1 e	0.4 e	0.1 e	0.0 e	0.0 e	0.0 e	1.2 e	0.0 e	0.0 e	0.0 e	1.1 e
CIS	901	0.1	0.0	0.0	0.0	0.0
Kazakhstan	916	0.1 e	0.0 e	0.0 e	0.0 e	0.0 e
Mid East, N Africa, Pak	440	1.0	0.2	0.2	0.3	0.3	0.3	0.0	0.0	0.0	0.0	0.0	0.0
Iran, I.R. of	429	0.7 e	0.2 e	0.1 e	0.2 e	0.2 e	0.2 e
Pakistan	564	0.2 e	0.0 e	0.0 e	0.0 e	0.1 e	0.1 e	0.0 e	0.0 e	0.0 e	0.0 e	0.0 e	0.0 e
Yemen, Republic of	474	0.1 e	0.0 e	0.0 e	0.0 e	0.0 e	0.0 e	0.0 e	0.0 e	0.0 e	0.0 e	0.0 e	0.0 e
Sub-Saharan Africa	603	1.6	0.4	0.3	0.5	0.4	0.4	1.8	0.6	0.5	0.5	0.4	0.5
Angola	614	0.6 e	0.2 e	0.1 e	0.1 e	0.2 e	0.2 e
Kenya	664	0.6 e	0.2 e	0.1 e	0.2 e	0.2 e	0.2 e	0.3 e	0.1 e	0.1 e	0.1 e	0.1 e	0.1 e
Mauritius	684	0.0 e	0.0 e	0.0 e	0.0 e	0.0 e	0.2 e	0.0 e	0.0 e	0.0 e	0.0 e
Namibia	728	0.3 e	0.1 e	0.1 e	0.1 e	0.1 e	0.1 e
South Africa	199	0.1 e	0.0 e	0.0 e	0.1 e	0.0 e	0.0 e
Tanzania	738	0.2 e	0.0 e	0.0 e	0.0 e	0.0 e	0.0 e	1.0 e	0.5 e	0.2 e	0.3 e	0.3 e	0.3 e
Western Hemisphere	205	2.3	0.1	0.6	0.6	0.6	0.6	0.9	0.0	0.2	0.2	0.2	0.3
Brazil	223	0.0 e	0.0 e	0.0 e	0.0 e	0.1 e	0.0 e	0.0 e	0.0 e	0.0 e
Colombia	233	2.2 e	0.5 e	0.5 e	0.5 e	0.5 e
Ecuador	248	0.0 e	0.1 e	0.0 e	0.0 e	0.0 e	0.0 e	0.1 e	0.0 e	0.0 e	0.0 e	0.0 e	0.0 e
Peru	293	0.0 e	0.0 e	0.0 e	0.0 e	0.0 e	0.0 e	0.8 e	0.0 e	0.2 e	0.2 e	0.2 e	0.2 e

American Samoa (859)

In Millions of U.S. Dollars

		Exports (FOB)						Imports (CIF)					
		2016	2015Q4	2016Q1	2016Q2	2016Q3	2016Q4	2016	2015Q4	2016Q1	2016Q2	2016Q3	2016Q4
Memorandum Items													
Africa	605	1.6	0.4	0.3	0.5	0.4	0.4	1.8	0.6	0.5	0.5	0.4	0.5
Middle East	405	0.8	0.2	0.2	0.2	0.2	0.2	0.0	0.0	0.0	0.0	0.0	0.0
European Union	998	6.1	0.7	0.0	0.1	4.3	1.6	4.9	1.6	1.3	0.9	2.1	0.6
Export earnings: fuel	080	3.7	0.5	0.9	0.9	0.9	1.0	0.1	0.0	0.0	0.0	0.0	0.0
Export earnings: nonfuel	092	32.4	6.6	5.8	5.2	14.3	7.1	170.8	41.7	26.9	37.0	57.7	49.2

Angola (614)

In Millions of U.S. Dollars

		Exports (FOB)						Imports (CIF)					
		2016	2015Q4	2016Q1	2016Q2	2016Q3	2016Q4	2016	2015Q4	2016Q1	2016Q2	2016Q3	2016Q4
IFS World		6,681.7	5,223.2
World	001	23,573.2	7,223.3	5,046.5	5,634.1	7,446.7	5,445.9	10,863.6	3,308.5	2,331.3	2,580.1	2,912.5	3,039.7
Advanced Economies	110	6,841.6	2,822.3	1,444.5	1,661.3	2,417.8	1,318.0	6,398.9	1,627.0	1,389.5	1,612.3	1,684.0	1,713.1
Euro Area	163	3,635.5	1,658.5	801.9	828.7	1,447.9	557.0	3,586.6	1,080.6	720.1	835.3	945.6	1,085.6
Austria	122	26.0 e	18.9 e	12.5 e	0.2 e	10.0 e	3.4 e	42.8	13.7 r	2.6 r	16.6 r	9.1 r	14.6 r
Belgium	124	26.1	6.2 r	6.0 r	8.9 r	6.2 r	5.0 r	687.9	146.2 r	135.6 r	205.0 r	199.5 r	147.8 r
Cyprus	423	0.0	0.0 r	0.1	0.1 r	0.0 r	0.1 r	0.0 r	0.0 r
Estonia	939	5.8	0.6 r	0.4 r	0.1 r	5.2 r	0.1 r
Finland	172	0.0	42.5 r	0.0 r	0.0 r	0.0 r	0.0 r	2.8	1.8 r	0.2 r	0.6 r	1.2 r	0.7 r
France	132	1,033.3	424.8 r	300.3 r	243.1 r	343.8 r	146.0 r	232.8	58.9 r	55.7 r	68.4 r	59.9 r	48.8 r
Germany	134	165.4	54.4 r	34.1 r	34.8 r	38.7 r	57.8 r
Greece	174	0.0 e	0.0 e	0.0 e	0.0 e	2.3	3.3 r	0.4 r	0.2 r	1.5 r	0.2 r
Ireland	178	17.6	6.1 r	4.1 r	3.2 r	3.7 r	6.5 r
Italy	136	520.6	408.0 r	72.6 r	210.4 r	217.4 r	20.1 r	238.1	87.2 r	59.2 r	65.0 r	59.7 r	54.3 r
Latvia	941	14.3	6.2 r	1.0 r	0.7 r	5.9 r	6.7 r
Lithuania	946	0.0 e	0.0 e	34.3	2.7 r	3.3 r	4.6 r	21.6 r	4.8 r
Luxembourg	137	0.0 e	0.0 e	1.6	0.1 r	0.4 r	0.2 r	0.7 r	0.3 r
Malta	181	0.4 e	0.4 e	0.0 e	1.9	0.5 r	0.1 r	0.0 r	0.5 r	1.4 r
Netherlands	138	306.5	247.5 r	61.2 r	58.0 r	183.7 r	3.5 r	224.1	67.1 r	53.9 r	43.1 r	57.6 r	69.4 r
Portugal	182	827.8	203.0 r	223.1 r	121.8 r	266.9 r	216.0 r	1,733.8	574.9 r	344.8 r	344.3 r	433.4 r	611.4 r
Slovak Republic	936	0.0 e	0.0 e	3.9	0.2 r	0.3 r	1.4 r	1.7 r	0.4 r
Slovenia	961	0.0	0.0 r	0.0 r	1.1	0.8 r	0.0 r	0.6 r	0.5 r
Spain	184	894.7	307.5 r	126.2 r	185.8 r	419.9 r	162.8 r	176.2	55.8 r	24.0 r	46.5 r	45.7 r	60.1 r
Australia	193	8.5	8.5 r	0.0 r	8.4 r	0.0 r	0.0 r	4.9	1.8 r	1.7 r	1.8 r	0.1 r	1.3 r
Canada	156	5.5	231.4 r	3.8 r	1.7 r	0.0 r	0.0 r	49.4	16.1 r	9.6 r	10.4 r	14.8 r	14.6 r
China,P.R.: Hong Kong	532	3.8	0.5 r	1.9 r	0.3 r	0.1 r	1.5 r	28.5	27.0 r	5.9 r	6.7 r	6.3 r	9.6 r
China,P.R.: Macao	546	0.5	0.1 r	0.1 r	0.1 r	0.1 r	0.1 r
Czech Republic	935	0.0 e	0.0 e	0.0 e	0.0 e	0.4	0.1 r	0.0 r	0.2 r	0.1 r	0.1 r
Denmark	128	42.2	0.4 r	17.2 r	0.0 r	24.9 r	0.1 r	20.8	2.5 r	5.7 r	3.9 r	3.0 r	8.3 r
Israel	436	50.3	14.4 r	13.6 r	12.8 r	12.2 r	11.7 r	34.5	7.5 r	8.0 r	8.4 r	8.9 r	9.2 r
Japan	158	11.2	28.7 r	9.2 r	0.6 r	0.8 r	0.7 r	62.5	34.1 r	9.5 r	11.4 r	20.1 r	21.5 r
Korea, Republic of	542	83.0	21.3 r	0.9 r	61.9 r	9.7 r	10.5 r	328.9	22.1 r	91.1 r	93.4 r	130.3 r	14.0 r
New Zealand	196	0.0 e	0.0 e	0.0 e	12.3	7.4 r	3.9 r	3.0 r	1.5 r	3.8 r
Norway	142	256.8	20.5 r	35.9 r	89.4 r	81.8 r	49.7 r
Singapore	576	80.1	94.8 r	78.7 r	0.9 r	0.1 r	0.3 r	140.5	23.6 r	36.7 r	38.0 r	25.0 r	40.8 r
Sweden	144	11.4	3.9 r	1.7 r	2.7 r	2.0 r	5.0 r
Switzerland	146	102.1	32.7 r	25.5 r	25.5 r	25.5 r	25.5 r	8.0	1.9 r	1.8 r	1.4 r	2.8 r	2.0 r
Taiwan Prov.of China	528	1,158.1 e	224.4 e	200.8 e	363.6 e	314.6 e	279.1 e	9.3 e	3.1 e	1.5 e	2.7 e	1.5 e	3.6 e
United Kingdom	112	333.1	148.1 r	26.1 r	39.2 r	141.5 r	126.3 r	472.6	164.7 r	90.6 r	158.5 r	76.2 r	147.3 r
United States	111	1,328.2	358.6 r	264.8 r	317.5 r	440.4 r	305.3 r	1,371.0	209.8 r	365.9 r	344.9 r	363.7 r	296.5 r
Emerg. & Dev. Economies	200	16,731.6	4,400.9	3,602.0	3,972.9	5,028.8	4,127.9	4,422.9	1,668.0	932.9	957.9	1,217.5	1,314.5
Emerg. & Dev. Asia	505	14,525.5	3,756.0	3,168.0	3,361.1	4,385.9	3,610.4	1,907.5	915.0	411.8	420.0	509.2	566.4
American Samoa	859	0.6	0.2 r	0.1 r	0.1 r	0.2 r	0.2 r
Bangladesh	513	3.4	0.8 r	0.8 r	0.8 r	0.9 r	0.9 r
Cambodia	522	0.0 e	0.0 e	0.0 e	0.0 e	0.0 e	0.0 e	0.1	0.1 r	0.0 r	0.0 r	0.0 r	0.0 r
China,P.R.: Mainland	924	12,657.3	3,040.8 r	2,823.1 r	3,050.6 r	3,771.5 r	3,012.2 r	1,334.7	634.7 r	273.4 r	295.1 r	382.9 r	383.2 r
F.T. New Caledonia	839	0.2	0.1 r	0.1 r	0.1 r	0.1 r	0.1 r
India	534	1,795.5	508.5 r	332.6 r	300.5 r	585.0 r	577.5 r	177.3	77.0 r	49.3 r	30.2 r	44.3 r	53.5 r
Indonesia	536	2.5	168.2 r	0.4 r	0.6 r	0.8 r	0.6 r	59.1	81.4 r	22.1 r	11.4 r	12.4 r	13.2 r
Lao People's Dem.Rep	544	0.1	0.0 r	0.0 r	0.0 r	0.0 r	0.0 r
Malaysia	548	12.0	22.3 r	3.3 r	2.9 r	2.9 r	2.9 r	68.4	34.3 r	12.9 r	15.2 r	18.6 r	21.7 r
Marshall Islands	867	8.2	2.1 r	1.7 r	2.0 r	2.6 r	1.9 r	0.1	0.0 r	0.0 r	0.0 r	0.0 r	0.0 r
Nepal	558	0.1 e	0.0 e	0.0 e	0.0 e	0.0 e	0.0 e
Papua New Guinea	853	2.7	0.9 r	0.6 r	0.6 r	0.7 r	0.8 r
Philippines	566	0.1 e	0.0 e	0.0 e	0.0 e	0.0 e	0.0 e	0.0	0.2 r	0.0 r	0.0 r	0.0 r	0.0 r
Sri Lanka	524	0.0 e	5.0	0.8 r	0.9 r	0.8 r	1.6 r	1.7 r
Thailand	578	47.7	13.4 r	6.5 r	4.0 r	22.3 r	14.9 r	215.7	73.1 r	43.6 r	56.3 r	36.8 r	79.0 r
Timor-Leste	537	0.4	0.1 r	0.1 r	0.1 r	0.1 r	0.1 r
Vietnam	582	2.2	0.6 r	0.5 r	0.5 r	0.7 r	0.5 r	32.5	9.2 r	6.3 r	7.5 r	8.7 r	9.9 r
Asia n.s.	598	7.2	2.1 r	1.4 r	1.7 r	1.9 r	2.2 r

Angola (614)

In Millions of U.S. Dollars

		Exports (FOB)						Imports (CIF)					
		2016	2015Q4	2016Q1	2016Q2	2016Q3	2016Q4	2016	2015Q4	2016Q1	2016Q2	2016Q3	2016Q4
Europe	170	12.0	45.4	0.3	0.8	9.2	1.6	262.4	101.7	77.5	52.6	69.7	62.6
Emerg. & Dev. Europe	903	11.4	45.4	0.3	0.7	9.1	1.2	186.1	87.0	40.1	36.9	52.2	56.9
Albania	914	0.2	0.1 r	0.0 r	0.1 r	0.1 r	0.1 r
Bulgaria	918	0.0 e	0.0 e	0.0 e	0.0 e	1.7	0.5 r	0.4 r	0.2 r	0.5 r	0.6 r
Croatia	960	0.0 e	0.0 e	0.2	0.1 r	0.1 r	0.0 r	0.1 r	0.0 r
Gibraltar	823	0.3	0.1 r	0.1 r	0.1 r	0.1 r	0.1 r
Hungary	944	0.0 e	0.0 e	3.2	0.6 r	0.9 r	0.6 r	0.2 r	1.5 r
Montenegro	943	0.2	0.0 r	0.0 r	0.0 r	0.0 r	0.0 r
Poland	964	12.2	5.7 r	4.1 r	2.7 r	2.8 r	2.6 r
Romania	968	0.1	45.2 r	0.0 r	0.0 r	0.0 r	0.9	0.4 r	0.3 r	0.2 r	0.2 r	0.1 r
Serbia, Republic of	942	0.0 e	0.1	0.0 r	0.1 r	0.0 r	0.0 r	0.0 r
Turkey	186	11.3	0.1 r	0.3 r	0.7 r	9.1 r	1.2 r	167.0	79.5 r	34.1 r	32.9 r	48.1 r	51.8 r
CIS	901	0.6	0.0	0.1	0.1	0.1	0.4	76.3	14.7	37.4	15.7	17.5	5.7
Belarus	913	0.5	0.2 r	0.0 r	0.0 r	0.4 r	0.0 r
Georgia	915	2.4	1.3 r	0.6 r	0.6 r	1.3 r
Kazakhstan	916	0.3 e	0.0 e	0.1 e	0.1 e	0.1 e	0.1	0.0 r	0.0 r	0.0 r	0.0 r	0.0 r
Kyrgyz Republic	917	0.1	0.0 r	0.0 r	0.0 r	0.0 r	0.0 r
Russian Federation	922	65.2	11.3 r	35.8 r	14.8 r	14.1 r	0.5 r
Ukraine	926	0.3 e	0.0 e	0.3 e	7.9	1.8 r	0.9 r	0.8 r	2.3 r	3.8 r
Mid East, N Africa, Pak	440	462.1	134.2	100.7	115.0	145.7	100.7	481.0	139.1	94.5	110.2	127.9	148.3
Afghanistan, I.R. of	512	0.2	0.1 r	0.0 r	0.0 r	0.0 r	0.1 r
Algeria	612	1.3 e	0.3 e	0.3 e	0.3 e	0.3 e	0.3 e	0.8	0.3 r	0.2 r	0.2 r	0.2 r	0.2 r
Bahrain, Kingdom of	419	0.4	0.1 r	0.1 r	0.1 r	0.1 r	0.1 r
Djibouti	611	0.1	0.0 r	0.0 r	0.0 r	0.0 r	0.0 r
Egypt	469	0.1 e	0.0 e	0.0 e	0.0 e	0.0 e	0.0 e	35.4	9.0 r	7.7 r	8.4 r	9.3 r	10.1 r
Iraq	433	1.6	0.5 r	0.3 r	0.4 r	0.4 r	0.5 r
Jordan	439	0.0 e	0.0 e	0.6	0.1 r	0.3 r	0.1 r
Kuwait	443	0.2 e	0.0 e	0.0 e	0.0 e	0.0 e	0.0 e	1.2	0.4 r	0.2 r	0.3 r	0.3 r	0.3 r
Lebanon	446	1.2	0.1 r	0.6 r	0.5 r	0.1 r	22.7	10.9 r	6.3 r	5.5 r	3.9 r	7.0 r
Mauritania	682	1.0 e	0.2 e	0.3 e	0.2 e	0.2 e	44.8	16.4 r	10.2 r	10.8 r	11.6 r	12.3 r
Morocco	686	24.6	12.8 r	5.5 r	5.9 r	6.4 r	6.8 r
Oman	449	0.0 e	0.0 e	0.0 e	0.0 e	0.0 e	0.0 e	13.8	5.3 r	3.2 r	3.4 r	3.5 r	3.7 r
Pakistan	564	0.6 e	0.2 e	0.1 e	0.2 e	0.2 e	0.2 e	25.4	9.3 r	5.8 r	6.1 r	6.6 r	7.0 r
Qatar	453	4.9	1.7 r	1.1 r	1.2 r	1.3 r	1.4 r
Saudi Arabia	456	14.4	5.4 r	3.3 r	3.5 r	3.7 r	3.9 r
Sudan	732	0.7	0.2 r	0.2 r	0.2 r	0.2 r	0.2 r
Syrian Arab Republic	463	0.0 e	0.0 e	0.0 e	0.0 e	0.0 e	0.0 e	0.1	0.0 r	0.0 r	0.0 r	0.0 r	0.0 r
Tunisia	744	0.0 e	0.0 e	0.0 e	0.0 e	0.0 e	0.0 e	4.7	1.6 r	1.0 r	1.1 r	1.2 r	1.4 r
United Arab Emirates	466	457.7	133.6 r	99.8 r	113.6 r	144.6 r	99.7 r	284.7	65.1 r	49.3 r	63.2 r	78.9 r	93.3 r
Sub-Saharan Africa	603	1,275.2	348.6	222.0	382.2	369.4	301.6	866.9	238.5	170.5	188.3	253.3	254.9
Benin	638	0.5	0.2 r	0.1 r	0.1 r	0.1 r	0.1 r
Botswana	616	0.1 e	0.0 e	0.0 e	0.0 e	0.0 e	0.0 e	0.5	0.2 r	0.1 r	0.1 r	0.1 r	0.1 r
Burkina Faso	748	0.2 e	0.1 e	0.1 e	0.1 e	0.1 e	0.1 e	0.0	0.0 r	0.0 r	0.0 r	0.0 r	0.0 r
Cameroon	622	0.5	0.2 r	0.1 r	0.1 r	0.1 r	0.2 r
Congo, Dem. Rep. of	636	0.4	0.1 r	0.1 r	0.1 r	0.1 r	0.1 r	4.1	1.2 r	0.8 r	0.9 r	1.1 r	1.2 r
Congo, Republic of	634	6.1	2.0 r	1.3 r	1.4 r	1.6 r	1.8 r
Côte d'Ivoire	662	3.2	1.3 r	0.8 r	0.8 r	0.8 r	0.8 r
Ethiopia	644	0.0 e	0.0 e	0.0 e	0.0 e	0.0 e	0.0 e	0.3	0.1 r	0.1 r	0.1 r	0.1 r	0.1 r
Gabon	646	2.4 e	1.0 e	0.5 e	0.5 e	0.7 e	0.6 e	1.4	0.5 r	0.3 r	0.3 r	0.4 r	0.4 r
Ghana	652	0.9	0.2 r	0.2 r	0.2 r	0.3 r	0.2 r	3.7	0.8 r	0.6 r	0.8 r	1.0 r	1.2 r
Guinea-Bissau	654	1.8	0.6 r	0.4 r	0.4 r	0.5 r	0.5 r
Kenya	664	1.0 e	0.3 e	0.2 e	0.3 e	0.3 e	0.3 e	4.2	1.3 r	0.9 r	1.0 r	1.1 r	1.3 r
Liberia	668	0.7	0.3 r	0.2 r	0.2 r	0.2 r	0.2 r
Madagascar	674	0.1	0.0 r	0.0 r	0.0 r	0.0 r	0.0 r
Mali	678	0.1 e	0.0 e	0.0 e	0.0 e	0.0 e	0.0 e	0.1	0.0 r	0.0 r	0.0 r	0.0 r	0.0 r
Mauritius	684	0.1 e	0.0 e	0.0 e	0.0 e	0.0 e	0.0 e	0.0 r
Mozambique	688	0.8 e	0.2 e	0.2 e	0.2 e	0.2 e	0.2 e	1.9	0.7 r	0.4 r	0.5 r	0.5 r	0.5 r
Namibia	728	1.6	0.4 r	0.3 r	0.4 r	0.5 r	0.4 r	54.0	17.5 r	11.4 r	12.7 r	14.3 r	15.7 r
Nigeria	694	6.4 e	1.4 e	1.4 e	1.8 e	1.6 e	1.7 e	1.2	0.4 r	0.3 r	0.3 r	0.3 r	0.4 r
São Tomé & Príncipe	716	16.8	4.6 r	3.6 r	4.1 r	5.4 r	3.8 r	0.2	0.1 r	0.0 r	0.0 r	0.0 r	0.0 r

Angola (614)

In Millions of U.S. Dollars

		Exports (FOB)						Imports (CIF)					
		2016	2015Q4	2016Q1	2016Q2	2016Q3	2016Q4	2016	2015Q4	2016Q1	2016Q2	2016Q3	2016Q4
Senegal	722	1.4 e	16.1 e	0.3 e	0.3 e	0.4 e	0.4 e	0.0	0.4 r	0.0 r	0.0 r	0.0 r	0.0 r
Seychelles	718	0.0	0.0 r	0.0 r	0.0 r	0.0 r	0.0 r	0.3	0.1 r	0.1 r	0.1 r	0.1 r	0.1 r
South Africa	199	1,240.5	323.8 r	215.1 r	374.0 r	359.8 r	291.6 r	742.4	200.0 r	143.1 r	158.6 r	220.8 r	219.8 r
Swaziland	734	7.2	2.3 r	1.5 r	1.7 r	1.9 r	2.1 r
Tanzania	738	0.0 e	0.0 e	0.0 e	0.0 e	0.0 e	0.0 e	0.1	0.0 r	0.0 r	0.0 r	0.0 r	0.0 r
Togo	742	30.4	7.6 r	7.6 r	7.6 r	7.6 r	7.6 r
Uganda	746	0.1	0.0 r	0.0 r	0.0 r	0.0 r	0.0 r
Zambia	754	2.3 e	0.1 e	0.0 e	0.0 e	0.0 e	2.3 e	0.4	0.2 r	0.1 r	0.0 r	0.1 r	0.2 r
Zimbabwe	698	0.0 e	0.0 e	0.0 e	0.0 e	0.0 e	0.0 e	1.2	0.5 r	0.3 r	0.3 r	0.3 r	0.3 r
Western Hemisphere	205	456.9	116.7	111.0	113.7	118.6	113.6	905.1	273.6	178.6	186.8	257.4	282.3
Antigua and Barbuda	311	4.6	1.5 r	1.0 r	1.1 r	1.2 r	1.3 r
Argentina	213	0.0 e	0.0 e	0.0 e	0.0 e	0.0 e	0.0 e	77.3	24.9 r	16.2 r	18.1 r	20.4 r	22.5 r
Bahamas, The	313	0.1	0.0 r	0.0 r	0.0 r	0.0 r	0.0 r
Bolivia	218	0.0 e	0.2	0.0 r	0.0 r	0.0 r	0.0 r	0.0 r
Brazil	223	600.2	183.4 r	103.5 r	111.9 r	179.8 r	205.0 r
Chile	228	3.0	1.5 r	0.2 r	0.6 r	0.6 r	1.5 r	4.1	0.6 r	0.6 r	0.4 r	2.2 r	0.9 r
Colombia	233	0.0	0.7 r	0.0 r	0.0 r	0.0 r	0.0 r
Curacao	354	63.3	16.6 r	13.0 r	15.4 r	20.3 r	14.5 r	0.1	0.0 r	0.0 r	0.0 r	0.0 r	0.0 r
Ecuador	248	0.7	0.3 r	0.2 r	0.2 r	0.2 r	0.2 r
Guyana	336	0.4	0.1 r	0.1 r	0.1 r	0.1 r	0.1 r
Honduras	268	0.8 e	0.1	0.0 r	0.0 r	0.0 r	0.0 r	0.0 r
Mexico	273	149.0	43.0 r	40.6 r	38.1 r	36.0 r	34.3 r
Nicaragua	278	0.1	0.0 r	0.0 r	0.0 r	0.0 r	0.0 r
Panama	283	388.9	97.2 r	97.2 r	97.2 r	97.2 r	97.2 r	46.8	11.7 r	11.7 r	11.7 r	11.7 r	11.7 r
Paraguay	288	11.3	3.9 r	2.5 r	2.7 r	2.9 r	3.2 r
Peru	293	0.1	0.0 r	0.0 r	0.0 r	0.0 r	0.0 r	0.9	0.3 r	0.2 r	0.2 r	0.2 r	0.3 r
St. Kitts and Nevis	361	0.2	0.1 r	0.0 r	0.0 r	0.0 r	0.0 r
St. Vincent & Grens.	364	0.1	0.0 r	0.0 r	0.0 r	0.0 r	0.0 r
Suriname	366	0.2	0.1 r	0.0 r	0.1 r	0.1 r	0.1 r
Trinidad and Tobago	369	1.4 e	0.4 e	0.4 e	0.3 e	0.4 e	0.3 e	0.0	0.0 r	0.0 r	0.0 r	0.0 r	0.0 r
Uruguay	298	5.8	1.9 r	1.2 r	1.4 r	1.5 r	1.6 r
Western Hem. n.s.	399	2.8	0.9 r	0.6 r	0.7 r	0.7 r	0.8 r
Other Countries n.i.e	910	0.0	0.0	0.0	0.0	0.0	0.0	41.8	13.5	8.8	9.8	11.0	12.1
Cuba	928	0.0 e	0.0 e	0.0 e	0.0 e	0.0 e	0.0 e	12.8	4.1 r	2.7 r	3.0 r	3.4 r	3.7 r
Korea, Dem. People's Rep.	954	29.0	9.4 r	6.1 r	6.8 r	7.6 r	8.4 r
Countries & Areas n.s.	898	0.1	0.0 r	0.0 r	0.0 r	0.0 r	0.0 r
Memorandum Items													
Africa	605	1,277.4	349.0	222.5	382.8	369.9	302.1	942.7	269.8	187.6	206.4	272.9	275.7
Middle East	405	459.2	133.7	100.0	114.2	145.1	99.9	379.7	98.5	71.7	85.9	101.7	120.4
European Union	998	4,010.9	1,852.1	845.2	867.9	1,614.3	683.4	4,110.2	1,259.0	823.8	1,004.4	1,030.9	1,251.2
Export earnings: fuel	080	469.6	136.9	102.6	116.7	147.6	102.7	397.2	94.2	95.7	89.3	105.2	106.9
Export earnings: nonfuel	092	23,103.6	7,086.4	4,943.9	5,517.4	7,299.1	5,343.2	10,466.5	3,214.3	2,235.5	2,490.8	2,807.3	2,932.8

Anguilla (312)

In Millions of U.S. Dollars

		Exports (FOB)						Imports (CIF)					
		2016	2015Q4	2016Q1	2016Q2	2016Q3	2016Q4	2016	2015Q4	2016Q1	2016Q2	2016Q3	2016Q4
IFS World		0.4	38.6
World	001	10.5	2.3	2.2	2.8	2.3	3.3	279.6	60.0	58.7	54.7	60.3	105.9
Advanced Economies	110	3.5	0.6	0.7	0.7	0.6	1.5	201.0	48.0	47.1	46.7	48.2	59.0
Euro Area	163	0.2	0.0	0.0	0.0	0.0	0.1	13.8	4.2	3.3	2.9	4.0	3.6
Belgium	124	0.4	0.1 r	0.0 r	0.1 r	0.1 r	0.1 r
France	132	0.2	0.0 r	0.0 r	0.0 r	0.0 r	0.1 r	7.4	1.6 r	1.7 r	1.6 r	2.4 r	1.5 r
Germany	134	0.6	0.8 r	0.5 r	0.0 r	0.0 r	0.0 r
Ireland	178	0.0 r	0.1	0.0 r	0.0 r
Italy	136	0.0	0.0 r	0.0 r	0.0 r	0.0 r	0.0 r	3.6	1.3 r	0.8 r	0.8 r	0.8 r	1.2 r
Netherlands	138	1.7	0.4 r	0.2 r	0.3 r	0.5 r	0.7 r
Slovak Republic	936	0.1 e	0.0 e	0.0 e	0.0 e	0.0 e	0.0 e
Spain	184	0.0	0.0 r	0.0 r	0.0 r	0.1	0.0 r	0.0 r	0.0 r	0.0 r	0.0 r
Canada	156	0.1	0.0 r	0.0 r	0.0 r	0.0 r	0.0 r	6.0	1.4 r	1.4 r	1.4 r	1.4 r	1.7 r
China,P.R.: Hong Kong	532	0.1	0.0 r	0.0 r	0.0 r	0.0 r	0.0 r
Czech Republic	935	0.0	0.2 r	0.0 r	0.0 r	0.0 r	0.0 r
Israel	436	0.1	0.0 r	0.0 r	0.0 r	0.0 r	0.0 r	0.5	0.1 r	0.1 r	0.1 r	0.1 r	0.1 r
Japan	158	0.0	0.0 r	0.0 r	0.0 r	0.0 r	0.0 r	4.1	1.0 r	1.0 r	1.0 r	1.0 r	1.0 r
Korea, Republic of	542	0.0	0.0 r	0.3	0.1 r	0.1 r	0.1 r	0.1 r	0.1 r
Sweden	144	0.0 e	0.0 e	0.0 e	0.1	0.0 r	0.0 r	0.0 r	0.0 r	0.1 r
Taiwan Prov.of China	528	0.1 e	0.1 e	0.0 e	0.0 e
United Kingdom	112	0.3	0.1 r	0.1 r	0.1 r	0.0 r	0.1 r	2.9	0.4 r	0.7 r	0.7 r	1.1 r	0.3 r
United States	111	2.7	0.5 r	0.5 r	0.5 r	0.5 r	1.2 r	173.1	40.4 r	40.4 r	40.4 r	40.4 r	52.0 r
Emerg. & Dev. Economies	200	7.1	1.7	1.5	2.1	1.7	1.8	78.6	12.0	11.6	8.0	12.1	46.9
Emerg. & Dev. Asia	505	1.2	0.4	0.2	0.2	0.3	0.5	1.8	0.4	0.4	0.4	0.4	0.6
Brunei Darussalam	516	0.6 e	0.3 e	0.1 e	0.1 e	0.1 e	0.3 e	0.4	0.0 r	0.0 r	0.0 r	0.0 r	0.2 r
China,P.R.: Mainland	924	0.0	0.0 r	0.0 r	0.0 r	0.0 r	0.0 r	1.2	0.3 r	0.3 r	0.3 r	0.3 r	0.3 r
Indonesia	536	0.0	0.0 r	0.0 r	0.0 r	0.0 r	0.0 r	0.1	0.0 r	0.0 r	0.0 r	0.0 r	0.0 r
Palau	565	0.3 e	0.1 e	0.0 e	0.0 e	0.1 e	0.1 e
Sri Lanka	524	0.3 e	0.1 e	0.2 e	0.0	0.0 r	0.0 r	0.0 r	0.0 r	0.0 r
Europe	170	0.5	0.1	0.1	0.1	0.1	0.2	0.5	0.1	0.1	0.1	0.1	0.1
Emerg. & Dev. Europe	903	0.0	0.0	0.0	0.0	0.0	0.0	0.5	0.1	0.1	0.1	0.1	0.1
Turkey	186	0.5	0.1 r	0.1 r	0.1 r	0.1 r	0.1 r
CIS	901	0.5	0.1	0.1	0.1	0.1	0.2	0.0	0.0	0.0	0.0	0.0	0.0
Armenia	911	0.1 e	0.1 e
Kyrgyz Republic	917	0.1 e	0.0 e	0.0 e	0.0 e	0.0 e
Tajikistan	923	0.3 e	0.1 e	0.0 e	0.1 e	0.1 e	0.1 e
Mid East, N Africa, Pak	440	0.3	0.0	0.1	0.1	0.1	0.1	0.3	0.0	0.1	0.0	0.0	0.1
Bahrain, Kingdom of	419	0.0 e	0.0 e	0.0 e	0.0 e	0.0 e	0.0 e	0.1	0.0 r	0.0 r	0.0 r	0.0 r	0.1 r
Lebanon	446	0.1	0.1 r	0.0 r	0.0 r
Mauritania	682	0.2 e	0.0 e	0.0 e	0.0 e	0.0 e	0.0 e	0.0 e	0.0 e	0.0 e	0.0 e
Yemen, Republic of	474	0.1 e	0.0 e	0.0 e	0.0 e	0.0 e	0.0 e	0.0	0.0 r	0.0 r	0.0 r	0.0 r	0.0 r
Sub-Saharan Africa	603	0.1	0.0	0.0	0.0	0.0	0.0	1.6	0.2	0.2	0.1	0.2	1.0
Botswana	616	0.9	0.1 r	0.1 r	0.1 r	0.1 r	0.6 r
Burkina Faso	748	0.1 e	0.0 e	0.0 e	0.0 e	0.0 e	0.0 e
Nigeria	694	0.1 e	0.0 e	0.0 e	0.0 e	0.0 e	0.0 e
Africa n.s.	799	0.7	0.1 r	0.1 r	0.1 r	0.1 r	0.4 r
Western Hemisphere	205	5.0	1.1	1.2	1.7	1.1	1.0	74.3	11.3	10.7	7.3	11.3	45.0
Antigua and Barbuda	311	0.0	0.0 r	0.0 r	0.0 r	0.0 r	0.4	0.1 r	0.1 r	0.0 r	0.1 r	0.3 r
Barbados	316	0.0	0.0 r	0.0 r	0.0 r	0.0 r	0.0 r	1.9	0.5 r	0.5 r	0.5 r	0.5 r	0.5 r
Belize	339	0.2	0.0 r	0.0 r	0.0 r	0.0 r	0.1 r
Brazil	223	0.0	0.0 r	0.6	0.1 r	0.1 r	0.1 r	0.1 r	0.2 r
Chile	228	0.1	0.0 r	0.0 r	0.0 r	0.0 r	0.0 r
Dominica	321	0.5	0.1 r	0.1 r	0.0 r	0.1 r	0.3 r
Dominican Republic	243	0.0	0.0 r	0.0 r	0.0 r	0.0 r	4.2	0.6 r	0.5 r	0.3 r	0.6 r	2.8 r
El Salvador	253	0.1	0.0 r	0.0 r	0.0 r	0.0 r	0.0 r
Guatemala	258	0.2	0.0 r	0.0 r	0.0 r	0.0 r	0.1 r
Guyana	336	3.7	0.9 r	0.9 r	0.9 r	0.9 r	0.9 r	5.2	1.3 r	1.3 r	1.3 r	1.3 r	1.3 r
Jamaica	343	1.0	0.1 r	0.1 r	0.1 r	0.1 r	0.7 r
Mexico	273	0.0	0.0 r	0.0 r	0.0 r	0.0 r	0.0 r	0.9	0.2 r	0.2 r	0.2 r	0.2 r	0.2 r
Montserrat	351	0.4	0.1 r	0.0 r	0.0 r	0.1 r	0.2 r

Anguilla (312)

In Millions of U.S. Dollars

		Exports (FOB)						Imports (CIF)					
		2016	2015Q4	2016Q1	2016Q2	2016Q3	2016Q4	2016	2015Q4	2016Q1	2016Q2	2016Q3	2016Q4
Netherlands Antilles	353	1.2	0.1 r	0.2 r	0.7 r	0.2 r	21.0	2.9 r	2.7 r	1.6 r	2.9 r	13.7 r
Panama	283	0.2	0.1 r	0.1 r	0.1 r	0.1 r	0.1 r
St. Kitts and Nevis	361	0.0	0.0 r	0.0 r	0.0 r	0.0 r	0.4	0.1 r	0.1 r	0.0 r	0.1 r	0.3 r
St. Vincent & Grens.	364	0.0	0.0 r	0.0 r	0.0 r	0.0 r	0.3	0.0 r	0.0 r	0.0 r	0.0 r	0.2 r
Trinidad and Tobago	369	0.0	0.0 r	0.0 r	0.0 r	0.0 r	36.2	5.0 r	4.7 r	2.8 r	5.0 r	23.6 r
Western Hem. n.s.	399	0.4	0.1 r	0.1 r	0.0 r	0.1 r	0.3 r
Memorandum Items													
Africa	605	0.3	0.0	0.1	0.1	0.1	0.1	1.7	0.3	0.2	0.2	0.3	1.1
Middle East	405	0.1	0.0	0.0	0.0	0.0	0.0	0.2	0.0	0.1	0.0	0.0	0.1
European Union	998	0.5	0.1	0.1	0.1	0.1	0.2	16.9	4.9	4.1	3.7	5.1	4.0
Export earnings: fuel	080	0.9	0.4	0.2	0.2	0.2	0.3	36.7	5.1	4.8	2.9	5.1	24.0
Export earnings: nonfuel	092	9.7	1.9	2.0	2.6	2.1	3.0	242.9	54.9	53.9	51.8	55.2	82.0

Antigua and Barbuda (311)

In Millions of U.S. Dollars

		Exports (FOB)						Imports (CIF)					
		2016	2015Q4	2016Q1	2016Q2	2016Q3	2016Q4	2016	2015Q4	2016Q1	2016Q2	2016Q3	2016Q4
IFS World		3.6	128.6
World	001	254.9	42.9	63.3	60.8	71.5	59.3	490.8	111.5	99.9	133.2	103.3	154.4
Advanced Economies	110	60.0	4.5	17.8	32.6	6.1	3.5	301.0	59.5	50.0	87.0	67.9	96.0
Euro Area	163	15.3	3.1	14.0	0.2	0.3	0.8	22.7	5.8	3.4	5.7	4.5	9.1
Austria	122	0.2	0.0 r	0.1 r	0.0 r	0.1 r	0.0 r
Belgium	124	0.9	0.4 r	0.2 r	0.3 r	0.1 r	0.4 r
Cyprus	423	0.0 r	0.4	0.1 r	0.1 r	0.1 r	0.1 r	0.2 r
Finland	172	1.0	0.0 r	0.0 r	0.0 r	0.8 r	0.1 r
France	132	0.7	0.0 r	0.4 r	0.1 r	0.1 r	0.1 r	3.9	0.9 r	0.4 r	0.2 r	0.2 r	3.2 r
Germany	134	13.9	0.0 r	13.5 r	0.0 r	0.1 r	0.2 r	2.3	1.3 r	1.0 r	0.4 r	0.5 r	0.3 r
Greece	174	0.1	0.0 r	0.0 r	0.0 r	0.1	0.0 r	0.0 r	0.0 r	0.0 r	0.0 r
Ireland	178	0.0	0.0 r	0.0 r	0.1	0.3 r	0.0 r	0.0 r	0.1 r	0.0 r
Italy	136	0.0	0.0 r	0.0 r	0.0 r	0.0 r	0.0 r	3.8	1.3 r	0.6 r	0.8 r	0.9 r	1.4 r
Luxembourg	137	0.4	0.0 r	0.1 r	0.1 r	0.2 r	0.1 r
Netherlands	138	0.1	0.0 r	0.0 r	0.0 r	0.0 r	0.1 r	3.5	0.7 r	0.3 r	2.7 r	0.4 r	0.2 r
Portugal	182	0.3	0.0 r	0.3 r	0.2	0.0 r	0.0 r	0.1 r	0.1 r	0.0 r
Spain	184	0.1	3.0 r	0.0 r	0.0 r	0.0 r	0.0 r	5.6	0.6 r	0.7 r	1.0 r	0.9 r	3.0 r
Australia	193	0.5	0.0 r	0.1 r	0.1 r	0.3 r	0.1 r	0.9	0.2 r	0.4 r	0.2 r	0.1 r
Canada	156	0.1	0.0 r	0.0 r	0.0 r	0.0 r	0.0 r	6.8	1.2 r	1.6 r	1.3 r	1.8 r	2.0 r
China,P.R.: Hong Kong	532	0.0	0.0 r	0.0 r	0.0 r	0.0 r	0.0 r	0.4	0.1 r	0.1 r	0.1 r	0.1 r	0.1 r
Denmark	128	0.8	0.2 r	0.1 r	0.2 r	0.3 r	0.2 r
Israel	436	0.3	0.1 r	0.1 r	0.1 r	0.1 r	0.1 r
Japan	158	22.9	3.3 r	4.3 r	9.6 r	4.3 r	4.7 r
Korea, Republic of	542	0.0	0.0 r	0.0 r	0.0 r	0.0 r	5.3	0.6 r	1.2 r	1.2 r	0.9 r	2.0 r
New Zealand	196	0.0	0.0 r	0.0 r	0.0 r	0.0 r	0.0 r	0.6	0.2 r	0.3 r	0.1 r	0.1 r	0.1 r
Sweden	144	0.0	0.0 r	0.0 r	0.0 r	0.0 r	0.0 r	0.3	0.2 r	0.0 r	0.1 r	0.0 r	0.2 r
Switzerland	146	3.5	1.3 r	0.8 r	0.7 r	0.5 r	1.5 r
Taiwan Prov.of China	528	0.2 e	0.1 e	0.0 e	0.1 e	0.0 e	0.0 e	0.2 e	0.0 e	0.1 e	0.1 e	0.0 e	0.0 e
United Kingdom	112	32.3	0.6 r	0.9 r	30.1 r	0.7 r	0.6 r	19.0	8.5 r	3.3 r	3.4 r	4.1 r	8.1 r
United States	111	11.6	0.6 r	2.7 r	2.0 r	4.8 r	2.0 r	217.3	37.9 r	34.6 r	64.1 r	50.9 r	67.7 r
Emerg. & Dev. Economies	200	194.9	38.5	45.5	28.2	65.4	55.7	109.8	30.6	31.4	26.5	19.7	32.2
Emerg. & Dev. Asia	505	0.7	0.2	0.2	0.1	0.2	0.2	33.0	8.0	13.0	7.9	4.1	8.1
China,P.R.: Mainland	924	0.0	0.0 r	0.0 r	0.0 r	20.3	4.4 r	9.5 r	4.9 r	1.3 r	4.7 r
India	534	3.2	1.3 r	0.7 r	0.7 r	0.8 r	1.1 r
Indonesia	536	1.1	0.1 r	0.3 r	0.2 r	0.2 r	0.3 r
Malaysia	548	0.3	0.1 r	0.1 r	0.0 r	0.1 r	0.1 r	0.8	0.1 r	0.4 r	0.2 r	0.1 r	0.1 r
Philippines	566	0.0 r	0.1	0.0 r	0.0 r	0.0 r	0.0 r	0.0 r
Thailand	578	0.4	0.1 r	0.1 r	0.1 r	0.1 r	0.1 r	6.2	1.8 r	1.7 r	1.6 r	1.5 r	1.5 r
Vietnam	582	0.7	0.2 r	0.2 r	0.2 r	0.1 r	0.2 r
Asia n.s.	598	0.4	0.1 r	0.1 r	0.1 r	0.1 r	0.1 r
Europe	170	135.7	32.0	31.0	14.0	49.0	41.8	4.0	0.9	0.9	0.5	0.9	1.7
Emerg. & Dev. Europe	903	135.7	32.0	31.0	14.0	49.0	41.8	3.9	0.6	0.9	0.5	0.9	1.7
Hungary	944	0.8	0.4 r	0.1 r	0.1 r	0.1 r	0.5 r
Poland	964	135.7 e	32.0 e	31.0 e	14.0 e	49.0 e	41.8 e	2.5	0.1 r	0.6 r	0.3 r	0.6 r	1.0 r
Turkey	186	0.6	0.2 r	0.2 r	0.2 r	0.2 r	0.1 r
CIS	901	0.0	0.0	0.0	0.0	0.0	0.0	0.0	0.3	0.0	0.0	0.0	0.0
Moldova	921	0.0 e	0.0 e	0.0 e	0.0 e	0.0 e	0.0 e	0.3 e
Mid East, N Africa, Pak	440	0.6	0.1	0.2	0.1	0.1	0.1	0.7	0.3	0.2	0.2	0.1	0.2
Bahrain, Kingdom of	419	0.1 e	0.0 e	0.0 e	0.0 e	0.0 e	0.0 e	0.0	0.0 r	0.0 r	0.0 r	0.0 r	0.0 r
Egypt	469	0.0 e	0.0 e	0.0 e	0.0 e	0.0 e	0.1	0.0 r	0.0 r	0.0 r	0.0 r	0.0 r
Syrian Arab Republic	463	0.1	0.0 r	0.0 r	0.0 r	0.0 r	0.0 r
Tunisia	744	0.2 e	0.1 e	0.1 e	0.1 e	0.1 e	0.1 e	0.0	0.0 r	0.0 r	0.0 r	0.0 r	0.0 r
United Arab Emirates	466	0.2	0.0 r	0.1 r	0.1 r	0.1 r	0.1 r	0.5	0.2 r	0.1 r	0.1 r	0.1 r	0.2 r
Sub-Saharan Africa	603	19.7	5.1	4.2	5.4	5.3	4.8	1.2	0.4	0.2	0.3	0.3	0.4
Angola	614	0.1	0.0 r	0.0 r	0.0 r	0.0 r	0.0 r
Benin	638	0.1 e	0.5 e	0.0 e	0.0 e	0.0 e	0.0 e
Cameroon	622	18.1 e	4.6 e	3.8 e	4.9 e	4.9 e	4.4 e
Niger	692	0.1	0.0 r	0.0 r	0.0 r	0.0 r	0.0 r
Nigeria	694	0.1	0.0 r	0.0 r	0.0 r	0.0 r	0.0 r	0.1	0.0 r	0.0 r	0.0 r	0.0 r	0.0 r
South Africa	199	0.9	0.2 r	0.2 r	0.2 r	0.2 r	0.3 r

Antigua and Barbuda (311)

In Millions of U.S. Dollars

		Exports (FOB)						Imports (CIF)					
		2016	2015Q4	2016Q1	2016Q2	2016Q3	2016Q4	2016	2015Q4	2016Q1	2016Q2	2016Q3	2016Q4
Swaziland	734	0.0	0.1 r	0.0 r	0.0 r	0.0 r	0.0 r
Tanzania	738	1.2 e	0.0 e	0.3 e	0.4 e	0.3 e	0.3 e
Togo	742	0.0 e	0.1 e	0.0 e	0.0 e	0.0 e	0.0 e	0.0	0.0 r	0.0 r	0.0 r	0.0 r
Western Hemisphere	205	38.1	1.1	10.0	8.6	10.7	8.8	70.9	21.1	17.1	17.6	14.3	21.9
Anguilla	312	0.4	0.0 r	0.1 r	0.1 r	0.1 r	0.1 r	0.0	0.0 r	0.0 r	0.0 r	0.0 r	0.0 r
Argentina	213	0.2	0.1 r	0.1 r	0.0 r	0.0 r	0.0 r
Bahamas, The	313	0.1	0.0 r	0.0 r	0.0 r	0.0 r	0.0 r	0.7	0.0 r	0.2 r	0.2 r	0.1 r	0.2 r
Barbados	316	4.9	0.1 r	1.2 r	1.1 r	1.4 r	1.2 r	4.7	1.4 r	1.2 r	1.2 r	0.9 r	1.5 r
Belize	339	0.1	0.1 r	0.0 r	0.0 r	0.0 r	0.0 r
Brazil	223	6.6	1.8 r	1.7 r	1.7 r	1.5 r	1.7 r
Chile	228	1.5	0.4 r	0.3 r	0.2 r	0.4 r	0.5 r
Colombia	233	4.0	1.3 r	0.9 r	1.0 r	0.8 r	1.3 r
Costa Rica	238	1.0	0.3 r	0.2 r	0.2 r	0.2 r	0.3 r
Curacao	354	8.3	0.2 r	2.2 r	1.9 r	2.3 r	1.9 r	0.5	0.1 r	0.1 r	0.1 r	0.1 r	0.1 r
Dominica	321	2.3	0.1 r	0.6 r	0.5 r	0.6 r	0.5 r	2.1	0.5 r	0.5 r	0.5 r	0.4 r	0.7 r
Dominican Republic	243	0.0	0.0 r	0.0 r	0.0 r	0.0 r	0.0 r	4.6	1.4 r	1.1 r	1.1 r	0.9 r	1.4 r
Ecuador	248	0.1	0.0 r	0.0 r	0.0 r	0.0 r	0.0 r
El Salvador	253	0.0	0.1 r	0.0 r	0.0 r	0.0 r	0.0 r
Grenada	328	0.4	0.0 r	0.1 r	0.1 r	0.1 r	0.1 r	1.8	0.5 r	0.4 r	0.4 r	0.3 r	0.6 r
Guatemala	258	0.3	0.0 r	0.1 r	0.1 r	0.1 r	0.1 r	1.0	0.2 r	0.2 r	0.2 r	0.2 r	0.4 r
Guyana	336	0.5	0.0 r	0.1 r	0.1 r	0.1 r	0.1 r	3.3	0.9 r	0.8 r	0.8 r	0.6 r	1.1 r
Honduras	268	1.3	0.4 r	0.3 r	0.3 r	0.3 r	0.4 r
Jamaica	343	1.1	0.0 r	0.3 r	0.2 r	0.3 r	0.2 r	5.8	1.7 r	1.4 r	1.5 r	1.1 r	1.9 r
Mexico	273	3.7	1.0 r	0.9 r	0.9 r	0.9 r	0.9 r
Montserrat	351	3.5	0.1 r	0.9 r	0.8 r	1.0 r	0.8 r	0.1	0.0 r	0.0 r	0.0 r	0.0 r	0.0 r
Panama	283	1.9	1.6 r	0.5 r	0.5 r	0.5 r	0.5 r
Peru	293	0.7	0.2 r	0.2 r	0.2 r	0.1 r	0.2 r
St. Kitts and Nevis	361	5.2	0.2 r	1.4 r	1.2 r	1.4 r	1.2 r	0.8	0.3 r	0.2 r	0.2 r	0.2 r	0.3 r
St. Lucia	362	2.4	0.1 r	0.6 r	0.5 r	0.7 r	0.6 r	1.2	0.3 r	0.3 r	0.3 r	0.2 r	0.4 r
St. Vincent & Grens.	364	4.1	0.1 r	1.1 r	0.9 r	1.1 r	0.9 r	5.0	1.6 r	1.3 r	1.3 r	0.9 r	1.5 r
Suriname	366	0.5	0.2 r	0.1 r	0.1 r	0.1 r	0.1 r
Trinidad and Tobago	369	4.7	0.1 r	1.2 r	1.0 r	1.3 r	1.1 r	16.3	4.6 r	3.9 r	4.1 r	3.1 r	5.2 r
Uruguay	298	0.1	0.1 r	0.0 r	0.0 r	0.0 r	0.0 r
Western Hem. n.s.	399	1.4	0.0 r	0.3 r	0.4 r	0.3 r	0.5 r
Other Countries n.i.e	910	0.1	0.0	0.0	0.0	0.0	0.0	3.5	0.8	0.8	0.9	0.7	1.2
Cuba	928	0.1	0.0 r	0.0 r	0.0 r	0.0 r	0.0 r	0.1	0.0 r	0.0 r	0.0 r	0.0 r	0.0 r
Korea, Dem. People's Rep.	954	0.0	0.0 r	0.0 r	0.0 r	0.0 r	0.0 r	3.4	0.8 r	0.8 r	0.8 r	0.7 r	1.1 r
Special Categories	899	71.2	19.4 r	16.5 r	17.6 r	13.9 r	23.2 r
Countries & Areas n.s.	898	5.3	1.2 r	1.2 r	1.3 r	1.0 r	1.7 r
Memorandum Items													
Africa	605	20.0	5.2	4.2	5.5	5.4	4.9	1.2	0.4	0.3	0.3	0.3	0.4
Middle East	405	0.3	0.0	0.1	0.1	0.1	0.1	0.6	0.2	0.1	0.2	0.1	0.2
European Union	998	183.3	35.7	45.9	44.4	50.0	43.1	46.1	15.1	7.5	9.8	9.6	19.1
Export earnings: fuel	080	5.2	0.2	1.4	1.2	1.5	1.2	21.0	6.2	4.9	5.2	4.1	6.8
Export earnings: nonfuel	092	249.8	42.8	61.9	59.7	70.1	58.1	469.7	105.4	94.9	128.0	99.2	147.6

Argentina (213)

In Millions of U.S. Dollars

		Exports (FOB)						Imports (CIF)					
		2016	2015Q4	2016Q1	2016Q2	2016Q3	2016Q4	2016	2015Q4	2016Q1	2016Q2	2016Q3	2016Q4
IFS World		57,732.0	12,443.0	12,442.0	15,399.0	15,757.0	14,134.0	55,608.0	14,202.0	12,784.0	14,369.0	14,379.0	14,076.0
World	001	56,756.8	12,616.2	12,536.8	15,088.4	15,318.2	13,813.2	55,724.0	14,288.0	12,925.5	14,373.4	14,361.6	14,063.6
Advanced Economies	110	15,608.3	3,521.9	3,454.9	4,182.4	4,219.0	3,751.9	20,422.8	5,210.4	4,698.1	5,273.6	5,279.4	5,171.6
Euro Area	163	6,185.0	1,385.3	1,365.9	1,653.2	1,672.1	1,493.8	8,108.1	2,014.2	1,839.2	2,085.5	2,105.8	2,077.7
Austria	122	18.4	4.6 r	4.3 r	5.0 r	4.9 r	4.2 r	157.9	39.3 r	35.8 r	40.7 r	41.0 r	40.4 r
Belgium	124	312.4	74.8 r	71.4 r	84.7 r	83.6 r	72.7 r	324.5	66.8 r	66.6 r	81.4 r	86.9 r	89.5 r
Cyprus	423	26.0	7.3 r	6.9 r	6.6 r	6.3 r	6.1 r	0.1	0.0 r	0.0 r	0.0 r	0.0 r	0.0 r
Estonia	939	5.9	1.5 r	1.5 r	1.5 r	1.5 r	1.5 r	66.0	16.5 r	16.5 r	16.5 r	16.5 r	16.5 r
Finland	172	22.2	2.5 r	3.8 r	5.1 r	6.2 r	7.1 r	130.4	33.3 r	30.0 r	33.7 r	33.7 r	33.0 r
France	132	363.5	84.2 r	81.6 r	98.1 r	97.9 r	85.9 r	1,394.9	355.0 r	320.3 r	360.3 r	360.8 r	353.4 r
Germany	134	1,319.1	295.1 r	290.2 r	353.8 r	357.6 r	317.4 r	2,913.7	739.2 r	667.3 r	752.1 r	754.4 r	739.9 r
Greece	174	130.0	28.0 r	28.0 r	34.7 r	35.5 r	31.8 r	12.1	2.3 r	2.3 r	3.0 r	3.3 r	3.5 r
Ireland	178	224.7	51.7 r	50.2 r	60.5 r	60.6 r	53.3 r	187.0	47.8 r	43.0 r	48.3 r	48.4 r	47.3 r
Italy	136	930.4	212.1 r	206.9 r	250.4 r	251.3 r	221.8 r	1,268.2	319.9 r	289.4 r	327.1 r	328.7 r	323.0 r
Latvia	941	144.5	36.1 r	36.1 r	36.1 r	36.1 r	36.1 r	4.1	1.0 r	1.0 r	1.0 r	1.0 r	1.0 r
Lithuania	946	53.4	10.8 r	11.9 r	13.0 r	13.9 r	14.6 r	8.6	2.1 r	2.1 r	2.1 r	2.1 r	2.1 r
Luxembourg	137	0.9	0.2 r	0.2 r	0.2 r	0.2 r	0.2 r	10.3	2.6 r	2.6 r	2.6 r	2.6 r	2.6 r
Malta	181	7.5	1.9 r	1.9 r	1.9 r	1.9 r	1.9 r	2.2	0.5 r	0.5 r	0.5 r	0.5 r	0.5 r
Netherlands	138	1,243.7	265.8 r	266.8 r	331.3 r	339.9 r	305.6 r	484.1	99.6 r	99.1 r	121.4 r	129.7 r	133.8 r
Portugal	182	45.4	10.1 r	10.0 r	12.2 r	12.3 r	11.0 r	166.8	45.9 r	40.1 r	43.6 r	42.5 r	40.6 r
Slovak Republic	936	4.4	1.1 r	1.1 r	1.1 r	1.1 r	1.1 r	46.0	11.5 r	11.5 r	11.5 r	11.5 r	11.5 r
Slovenia	961	15.0	4.7 r	4.3 r	3.9 r	3.6 r	3.3 r	16.4	4.1 r	4.1 r	4.1 r	4.1 r	4.1 r
Spain	184	1,317.7	292.9 r	288.7 r	353.1 r	357.7 r	318.2 r	914.8	226.6 r	206.8 r	235.3 r	237.9 r	234.8 r
Australia	193	599.2	134.0 r	131.8 r	160.7 r	162.5 r	144.2 r	234.0	67.5 r	57.7 r	61.6 r	59.0 r	55.6 r
Canada	156	1,288.0	281.5 r	279.7 r	344.3 r	350.7 r	313.4 r	417.0	107.1 r	96.1 r	107.8 r	107.7 r	105.4 r
China,P.R.: Hong Kong	532	218.9	45.0 r	46.0 r	58.0 r	60.2 r	54.7 r	31.1	7.9 r	7.1 r	8.0 r	8.0 r	7.9 r
China,P.R.: Macao	546	0.1	0.0 r	0.0 r	0.0 r	0.0 r	0.0 r	0.3	0.1 r	0.1 r	0.1 r	0.1 r	0.1 r
Czech Republic	935	67.3	16.8 r	16.8 r	16.8 r	16.8 r	16.8 r	157.6	39.4 r	39.4 r	39.4 r	39.4 r	39.4 r
Denmark	128	267.2	61.4 r	59.7 r	72.0 r	72.1 r	63.5 r	152.7	40.7 r	36.0 r	39.7 r	39.2 r	37.9 r
Iceland	176	1.2	0.3 r	0.3 r	0.3 r	0.3 r	0.3 r	1.1	0.3 r	0.3 r	0.3 r	0.3 r	0.3 r
Israel	436	175.7	40.8 r	39.5 r	47.4 r	47.3 r	41.5 r	112.7	29.5 r	26.3 r	29.2 r	29.0 r	28.2 r
Japan	158	657.9	132.2 r	136.8 r	173.8 r	181.6 r	165.8 r	1,137.4	289.6 r	261.0 r	293.8 r	294.3 r	288.3 r
Korea, Republic of	542	612.8	137.7 r	135.4 r	164.6 r	165.9 r	146.9 r	989.9	264.7 r	233.8 r	257.6 r	253.6 r	244.8 r
New Zealand	196	87.5	25.7 r	21.5 r	22.1 r	22.1 r	21.8 r	18.5	5.0 r	4.4 r	4.8 r	4.7 r	4.5 r
Norway	142	16.3	3.8 r	3.7 r	4.4 r	4.4 r	3.8 r	251.6	77.1 r	64.3 r	67.0 r	62.6 r	57.7 r
Singapore	576	133.3	32.1 r	30.6 r	36.2 r	35.6 r	30.9 r	101.6	23.3 r	21.9 r	25.8 r	26.8 r	27.0 r
Sweden	144	57.0	12.3 r	12.3 r	15.2 r	15.6 r	14.0 r	224.0	55.7 r	50.7 r	57.6 r	58.2 r	57.4 r
Switzerland	146	1,111.4	294.5 r	270.0 r	306.9 r	290.9 r	243.7 r	596.3	167.0 r	144.5 r	156.3 r	151.4 r	144.1 r
Taiwan Prov.of China	528	119.0	20.0 r	22.6 r	30.7 r	33.7 r	32.0 r	447.4	114.3 r	102.9 r	115.6 r	115.7 r	113.3 r
United Kingdom	112	673.2	145.3 r	144.8 r	179.5 r	183.9 r	165.1 r	505.4	134.1 r	118.7 r	131.4 r	129.7 r	125.6 r
United States	111	3,337.4	753.2 r	737.7 r	896.5 r	903.4 r	799.8 r	6,936.1	1,772.9 r	1,593.7 r	1,792.0 r	1,793.9 r	1,756.5 r
Emerg. & Dev. Economies	200	39,914.9	8,818.7	8,806.3	10,581.7	10,769.0	9,757.9	34,765.8	8,940.2	8,104.0	8,961.3	8,943.8	8,756.7
Emerg. & Dev. Asia	505	11,440.9	2,708.4	2,626.9	3,055.3	3,041.9	2,716.8	13,014.5	3,486.6	3,082.8	3,384.9	3,330.8	3,216.0
Bangladesh	513	267.6	59.2 r	58.4 r	71.6 r	72.7 r	64.8 r	9.2	2.5 r	2.2 r	2.4 r	2.4 r	2.3 r
Brunei Darussalam	516	11.9	3.0 r	3.0 r	3.0 r	3.0 r	3.0 r
Cambodia	522	9.9	2.5 r	2.5 r	2.5 r	2.5 r	2.5 r	13.0	3.2 r	3.2 r	3.2 r	3.2 r	3.2 r
China,P.R.: Mainland	924	4,996.8	1,180.0 r	1,134.3 r	1,352.4 r	1,340.4 r	1,169.7 r	10,524.4	2,839.7 r	2,496.5 r	2,742.5 r	2,692.4 r	2,592.9 r
Fiji	819	0.4	0.1 r	0.1 r	0.1 r	0.1 r	0.1 r	0.0	0.0 r	0.0 r	0.0 r	0.0 r	0.0 r
India	534	1,787.8	439.5 r	414.8 r	487.0 r	475.9 r	410.1 r	659.5	174.9 r	154.9 r	171.4 r	169.3 r	163.9 r
Indonesia	536	1,082.0	239.5 r	236.7 r	289.8 r	293.9 r	261.6 r	292.9	76.9 r	68.5 r	76.0 r	75.3 r	73.1 r
Lao People's Dem.Rep	544	0.2	0.0 r	0.0 r	0.0 r	0.0 r	0.0 r	0.0	0.0 r	0.0 r	0.0 r	0.0 r	0.0 r
Malaysia	548	815.2	184.4 r	180.5 r	219.1 r	220.6 r	195.1 r	337.1	84.7 r	76.8 r	86.9 r	87.4 r	86.0 r
Maldives	556	0.7	0.2 r	0.2 r	0.2 r	0.2 r	0.2 r
Mongolia	948	1.2	0.3 r	0.3 r	0.3 r	0.3 r	0.3 r	0.0	0.0 r	0.0 r	0.0 r	0.0 r	0.0 r
Myanmar	518	15.7	3.9 r	3.9 r	3.9 r	3.9 r	3.9 r	7.5	1.9 r	1.9 r	1.9 r	1.9 r	1.9 r
Nepal	558	6.8	1.7 r	1.7 r	1.7 r	1.7 r	1.7 r	0.1	0.0 r	0.0 r	0.0 r	0.0 r	0.0 r
Philippines	566	287.3	52.2 r	56.3 r	74.7 r	80.7 r	75.5 r	85.2	22.4 r	19.9 r	22.1 r	21.9 r	21.3 r
Solomon Islands	813	0.1	0.0 r	0.0 r	0.0 r	0.0 r	0.0 r
Sri Lanka	524	2.9	0.7 r	0.7 r	0.7 r	0.7 r	0.7 r	7.2	1.8 r	1.8 r	1.8 r	1.8 r	1.8 r
Thailand	578	445.0	87.3 r	91.2 r	117.1 r	123.3 r	113.3 r	749.8	196.3 r	174.9 r	194.5 r	193.0 r	187.5 r

Argentina (213)

In Millions of U.S. Dollars

		Exports (FOB)						Imports (CIF)					
		2016	2015Q4	2016Q1	2016Q2	2016Q3	2016Q4	2016	2015Q4	2016Q1	2016Q2	2016Q3	2016Q4
Vietnam	582	1,705.0	452.8 r	441.1 r	430.0 r	420.8 r	413.1 r	328.5	82.1 r	82.1 r	82.1 r	82.1 r	82.1 r
Asia n.s.	598	4.6	1.0 r	1.0 r	1.2 r	1.2 r	1.1 r
Europe	170	1,780.8	397.0	392.0	471.0	480.6	437.3	1,385.2	316.8	304.0	351.1	363.5	366.7
Emerg. & Dev. Europe	903	1,165.1	265.6	258.2	309.8	314.1	283.0	591.6	147.1	137.6	151.1	152.2	150.7
Albania	914	4.7	1.2 r	1.2 r	1.2 r	1.2 r	1.2 r	0.2	0.1 r	0.1 r	0.1 r	0.1 r	0.1 r
Bosnia and Herzegovina	963	4.1	1.0 r	1.0 r	1.0 r	1.0 r	1.0 r	0.5	0.1 r	0.1 r	0.1 r	0.1 r	0.1 r
Bulgaria	918	94.0	20.1 r	20.2 r	25.1 r	25.7 r	23.1 r	11.3	2.9 r	2.6 r	2.9 r	2.9 r	2.8 r
Croatia	960	95.6	28.4 r	23.6 r	24.0 r	24.1 r	23.9 r	3.2	0.8 r	0.8 r	0.8 r	0.8 r	0.8 r
Hungary	944	9.6	2.4 r	2.4 r	2.4 r	2.4 r	2.4 r	149.6	37.4 r	37.4 r	37.4 r	37.4 r	37.4 r
Montenegro	943	1.6	0.4 r	0.4 r	0.4 r	0.4 r	0.4 r	0.0	0.0 r	0.0 r	0.0 r	0.0 r	0.0 r
Poland	964	541.1	120.0 r	118.4 r	144.9 r	147.0 r	130.8 r	169.6	43.9 r	39.3 r	43.9 r	43.7 r	42.7 r
Romania	968	69.6	15.0 r	15.0 r	18.6 r	19.0 r	17.0 r	59.1	15.7 r	13.9 r	15.4 r	15.2 r	14.7 r
Serbia, Republic of	942	8.8	2.2 r	2.2 r	2.2 r	2.2 r	2.2 r	4.0	1.0 r	1.0 r	1.0 r	1.0 r	1.0 r
Turkey	186	335.9	74.8 r	73.8 r	90.1 r	91.1 r	81.0 r	194.2	45.2 r	42.5 r	49.5 r	51.0 r	51.1 r
CIS	901	605.5	129.1	131.6	158.4	163.7	151.8	793.3	169.6	166.3	199.9	211.2	215.9
Armenia	911	7.5	1.9 r	1.9 r	1.9 r	1.9 r	1.9 r	0.0	0.0 r	0.0 r	0.0 r	0.0 r	0.0 r
Azerbaijan, Rep. of	912	3.7	0.9 r	0.9 r	0.9 r	0.9 r	0.9 r	0.0	0.0 r	0.0 r	0.0 r	0.0 r	0.0 r
Belarus	913	5.4	1.3 r	1.3 r	1.3 r	1.3 r	1.3 r	9.1	2.3 r	2.3 r	2.3 r	2.3 r	2.3 r
Georgia	915	4.7	1.2 r	1.2 r	1.2 r	1.2 r	1.2 r	0.3	0.1 r	0.1 r	0.1 r	0.1 r	0.1 r
Kazakhstan	916	13.5	3.4 r	3.4 r	3.4 r	3.4 r	3.4 r	7.1	1.8 r	1.8 r	1.8 r	1.8 r	1.8 r
Kyrgyz Republic	917	0.3	0.1 r	0.1 r	0.1 r	0.1 r	0.1 r	0.0	0.0 r	0.0 r	0.0 r	0.0 r	0.0 r
Moldova	921	3.3	0.8 r	0.8 r	0.8 r	0.8 r	0.8 r	0.0	0.0 r	0.0 r	0.0 r	0.0 r	0.0 r
Russian Federation	922	483.2	99.8 r	101.6 r	128.0 r	132.9 r	120.6 r	750.1	157.5 r	155.4 r	188.7 r	200.4 r	205.6 r
Ukraine	926	36.9	8.0 r	8.6 r	9.1 r	9.5 r	9.8 r	24.4	7.3 r	6.2 r	6.5 r	6.1 r	5.6 r
Uzbekistan	927	47.0	11.8 r	11.8 r	11.8 r	11.8 r	11.8 r	2.4	0.6 r	0.6 r	0.6 r	0.6 r	0.6 r
Europe n.s.	884	10.2	2.2 r	2.2 r	2.7 r	2.8 r	2.5 r	0.3	0.1 r	0.1 r	0.1 r	0.1 r	0.1 r
Mid East, N Africa, Pak	440	5,279.9	1,170.3	1,183.0	1,373.3	1,406.5	1,317.1	510.9	127.4	125.3	128.4	128.7	128.4
Afghanistan, I.R. of	512	0.2	0.0 r	0.0 r	0.0 r	0.0 r	0.0 r	0.0	0.0 r	0.0 r	0.0 r	0.0 r	0.0 r
Algeria	612	1,148.4	245.3 r	246.1 r	305.9 r	314.0 r	282.5 r	0.0	0.0 r	0.0 r	0.0 r	0.0 r	0.0 r
Bahrain, Kingdom of	419	2.8	0.7 r	0.7 r	0.7 r	0.7 r	0.7 r	0.3	0.1 r	0.1 r	0.1 r	0.1 r	0.1 r
Djibouti	611	0.2	0.0 r	0.0 r	0.0 r	0.0 r	0.0 r	0.0	0.0 r	0.0 r	0.0 r	0.0 r	0.0 r
Egypt	469	1,109.7	275.0 r	276.3 r	277.1 r	277.8 r	278.4 r	6.1	1.6 r	1.4 r	1.6 r	1.6 r	1.5 r
Iran, I.R. of	429	733.5	158.1 r	158.1 r	195.7 r	200.2 r	179.6 r	0.8	0.2 r	0.2 r	0.2 r	0.2 r	0.2 r
Iraq	433	88.3	22.1 r	22.1 r	22.1 r	22.1 r	22.1 r	0.0	0.0 r	0.0 r	0.0 r	0.0 r	0.0 r
Jordan	439	216.2	50.6 r	52.0 r	53.5 r	54.8 r	55.9 r	0.3	0.1 r	0.1 r	0.1 r	0.1 r	0.1 r
Kuwait	443	35.0	7.2 r	7.4 r	9.3 r	9.6 r	8.7 r	1.8	0.5 r	0.5 r	0.5 r	0.5 r	0.5 r
Lebanon	446	91.2	20.0 r	19.8 r	24.4 r	24.8 r	22.2 r	0.2	0.0 r	0.0 r	0.0 r	0.0 r	0.0 r
Libya	672	75.1	13.0 r	14.4 r	19.4 r	21.2 r	20.0 r
Mauritania	682	0.7	0.2 r	0.2 r	0.2 r	0.2 r	0.2 r
Morocco	686	334.1	68.5 r	70.0 r	88.4 r	92.0 r	83.7 r	31.0	7.3 r	6.8 r	7.9 r	8.1 r	8.2 r
Oman	449	30.1	7.5 r	7.5 r	7.5 r	7.5 r	7.6 r	22.3	5.6 r	5.6 r	5.6 r	5.6 r	5.6 r
Pakistan	564	345.0	89.1 r	82.4 r	94.8 r	90.9 r	76.9 r	51.1	13.4 r	11.9 r	13.3 r	13.1 r	12.7 r
Qatar	453	10.4	2.7 r	2.6 r	2.6 r	2.6 r	2.5 r	172.6	43.1 r	43.1 r	43.1 r	43.1 r	43.1 r
Saudi Arabia	456	502.1	91.0 r	98.8 r	130.7 r	140.9 r	131.7 r	176.5	44.1 r	44.1 r	44.1 r	44.1 r	44.1 r
Somalia	726	0.9	0.2 r	0.2 r	0.2 r	0.2 r	0.2 r	0.0	0.0 r	0.0 r	0.0 r	0.0 r	0.0 r
Sudan	732	5.0	1.1 r	1.2 r	1.2 r	1.3 r	1.3 r	0.4	0.1 r	0.1 r	0.1 r	0.1 r	0.1 r
Syrian Arab Republic	463	138.2	30.2 r	29.9 r	36.9 r	37.7 r	33.7 r	0.0	0.0 r	0.0 r	0.0 r	0.0 r	0.0 r
Tunisia	744	84.8	14.1 r	16.0 r	21.8 r	24.1 r	22.9 r	7.5	1.3 r	1.4 r	1.8 r	2.1 r	2.2 r
United Arab Emirates	466	186.9	43.7 r	45.1 r	46.3 r	47.3 r	48.2 r	40.1	10.0 r	10.0 r	10.0 r	10.0 r	10.0 r
West Bank and Gaza	487	2.5	0.6 r	0.6 r	0.6 r	0.6 r	0.6 r
Yemen, Republic of	474	138.6	29.4 r	31.6 r	33.9 r	35.8 r	37.4 r
Sub-Saharan Africa	603	1,223.2	292.4	285.4	322.8	321.6	293.3	1,062.4	273.3	257.4	268.4	269.0	267.5
Angola	614	65.0	11.7 r	12.7 r	16.9 r	18.3 r	17.1 r	0.0	0.0 r	0.0 r	0.0 r	0.0 r	0.0 r
Benin	638	4.5	1.0 r	1.1 r	1.1 r	1.2 r	1.2 r
Botswana	616	0.2	0.0 r	0.0 r	0.0 r	0.0 r	0.0 r
Burkina Faso	748	1.2	0.3 r	0.3 r	0.3 r	0.3 r	0.3 r
Cabo Verde	624	4.2	1.1 r	1.1 r	1.1 r	1.1 r	1.1 r
Cameroon	622	35.8	8.6 r	8.8 r	8.9 r	9.0 r	9.1 r	0.4	0.1 r	0.1 r	0.1 r	0.1 r	0.1 r
Central African Rep.	626	0.5	0.1 r	0.1 r	0.1 r	0.1 r	0.1 r
Chad	628	0.1	0.0 r	0.0 r	0.0 r	0.0 r	0.0 r

Argentina (213)

In Millions of U.S. Dollars

		Exports (FOB)						Imports (CIF)					
		2016	2015Q4	2016Q1	2016Q2	2016Q3	2016Q4	2016	2015Q4	2016Q1	2016Q2	2016Q3	2016Q4
Comoros	632	3.6	0.9 r	0.9 r	0.9 r	0.9 r	0.9 r	0.0	0.0 r	0.0 r	0.0 r	0.0 r	0.0 r
Congo, Republic of	634	42.8	10.8 r	10.8 r	10.7 r	10.7 r	10.6 r	0.1	0.0 r	0.0 r	0.0 r	0.0 r	0.0 r
Côte d'Ivoire	662	33.5	7.2 r	7.2 r	8.9 r	9.1 r	8.2 r	1.7	0.4 r	0.4 r	0.4 r	0.4 r	0.4 r
Equatorial Guinea	642	23.3	5.8 r	5.8 r	5.8 r	5.8 r	5.8 r	71.3	17.8 r	17.8 r	17.8 r	17.8 r	17.8 r
Ethiopia	644	1.1	0.3 r	0.3 r	0.3 r	0.3 r	0.3 r	0.0	0.0 r	0.0 r	0.0 r	0.0 r	0.0 r
Gabon	646	8.9	2.2 r	2.2 r	2.2 r	2.2 r	2.2 r	1.2	0.3 r	0.3 r	0.3 r	0.3 r	0.3 r
Gambia, The	648	0.1	0.0 r	0.0 r	0.0 r	0.0 r	0.0 r
Ghana	652	27.9	7.0 r	7.0 r	7.0 r	7.0 r	7.0 r	0.0	0.0 r	0.0 r	0.0 r	0.0 r	0.0 r
Guinea	656	0.2	0.1 r	0.1 r	0.1 r	0.1 r	0.1 r	0.0	0.0 r	0.0 r	0.0 r	0.0 r	0.0 r
Kenya	664	15.1	3.8 r	3.8 r	3.8 r	3.8 r	3.8 r	0.1	0.0 r	0.0 r	0.0 r	0.0 r	0.0 r
Liberia	668	1.1	0.3 r	0.3 r	0.3 r	0.3 r	0.3 r
Madagascar	674	14.0	3.5 r	3.5 r	3.5 r	3.5 r	3.5 r	0.7	0.2 r	0.2 r	0.2 r	0.2 r	0.2 r
Malawi	676	0.7	0.2 r	0.2 r	0.2 r	0.2 r	0.2 r
Mali	678	1.9	0.5 r	0.5 r	0.5 r	0.5 r	0.5 r
Mauritius	684	44.8	10.5 r	10.8 r	11.1 r	11.4 r	11.6 r	0.3	0.1 r	0.1 r	0.1 r	0.1 r	0.1 r
Mozambique	688	63.3	17.3 r	16.7 r	16.1 r	15.5 r	15.1 r	5.0	1.2 r	1.2 r	1.2 r	1.2 r	1.2 r
Namibia	728	1.8	0.5 r	0.5 r	0.5 r	0.5 r	0.5 r	0.0	0.0 r	0.0 r	0.0 r	0.0 r	0.0 r
Niger	692	11.3	2.8 r	2.8 r	2.8 r	2.8 r	2.8 r
Nigeria	694	87.1	20.6 r	19.8 r	23.6 r	23.4 r	20.4 r	809.6	210.7 r	198.4 r	204.0 r	204.1 r	203.0 r
Rwanda	714	0.2	0.1 r	0.1 r	0.1 r	0.1 r	0.1 r	0.0	0.0 r	0.0 r	0.0 r	0.0 r	0.0 r
Senegal	722	63.0	15.2 r	15.4 r	15.7 r	15.9 r	16.1 r	0.0	0.0 r	0.0 r	0.0 r	0.0 r	0.0 r
Seychelles	718	0.4	0.1 r	0.1 r	0.1 r	0.1 r	0.1 r
Sierra Leone	724	1.5	0.4 r	0.4 r	0.4 r	0.4 r	0.4 r
South Africa	199	646.2	155.6 r	148.4 r	175.5 r	172.7 r	149.7 r	168.7	41.6 r	38.0 r	43.4 r	43.9 r	43.4 r
Tanzania	738	5.2	1.3 r	1.3 r	1.3 r	1.3 r	1.3 r	1.6	0.4 r	0.4 r	0.4 r	0.4 r	0.4 r
Togo	742	0.3	0.1 r	0.1 r	0.1 r	0.1 r	0.1 r
Uganda	746	2.4	0.6 r	0.6 r	0.6 r	0.6 r	0.6 r	0.0	0.0 r	0.0 r	0.0 r	0.0 r	0.0 r
Zambia	754	0.4	0.1 r	0.1 r	0.1 r	0.1 r	0.1 r
Zimbabwe	698	0.3	0.1 r	0.1 r	0.1 r	0.1 r	0.1 r	0.9	0.2 r	0.2 r	0.2 r	0.2 r	0.2 r
Africa n.s.	799	9.5	2.1 r	2.1 r	2.5 r	2.6 r	2.3 r
Western Hemisphere	205	20,190.0	4,250.6	4,319.0	5,359.1	5,518.5	4,993.4	18,792.9	4,736.2	4,334.5	4,828.5	4,851.9	4,778.0
Antigua and Barbuda	311	0.4	0.1 r	0.1 r	0.1 r	0.1 r	0.1 r
Aruba	314	1.4	0.3 r	0.3 r	0.3 r	0.3 r	0.3 r
Bahamas, The	313	1.4	0.3 r	0.3 r	0.3 r	0.3 r	0.3 r	3.1	0.8 r	0.8 r	0.8 r	0.8 r	0.8 r
Barbados	316	0.9	0.2 r	0.2 r	0.2 r	0.2 r	0.2 r	0.1	0.0 r	0.0 r	0.0 r	0.0 r	0.0 r
Belize	339	0.5	0.1 r	0.1 r	0.1 r	0.1 r	0.1 r
Bolivia	218	612.7	135.8 r	134.1 r	164.1 r	166.4 r	148.1 r	1,347.2	351.6 r	333.5 r	338.2 r	338.2 r	337.3 r
Brazil	223	10,406.6	2,191.5 r	2,214.1 r	2,766.0 r	2,852.0 r	2,574.6 r	12,624.2	3,160.6 r	2,872.0 r	3,253.0 r	3,275.7 r	3,223.5 r
Chile	228	2,473.1	536.0 r	534.9 r	660.3 r	674.2 r	603.7 r	677.3	169.2 r	153.8 r	174.5 r	175.9 r	173.2 r
Colombia	233	526.5	85.7 r	98.3 r	135.3 r	149.9 r	143.0 r	237.2	58.4 r	53.5 r	61.0 r	61.7 r	61.0 r
Costa Rica	238	57.8	13.0 r	13.7 r	14.2 r	14.7 r	15.1 r	26.9	6.7 r	6.7 r	6.7 r	6.7 r	6.7 r
Dominica	321	0.2	0.0 r	0.0 r	0.0 r	0.0 r	0.0 r	0.0	0.0 r	0.0 r	0.0 r	0.0 r	0.0 r
Dominican Republic	243	138.6	31.2 r	32.8 r	34.2 r	35.3 r	36.3 r	3.2	0.8 r	0.8 r	0.8 r	0.8 r	0.8 r
Ecuador	248	218.5	42.5 r	44.4 r	57.4 r	60.7 r	56.0 r	245.1	65.2 r	57.6 r	63.7 r	62.9 r	60.8 r
El Salvador	253	13.7	2.7 r	3.0 r	3.3 r	3.6 r	3.8 r	0.5	0.1 r	0.1 r	0.1 r	0.1 r	0.1 r
Grenada	328	0.4	0.1 r	0.1 r	0.1 r	0.1 r	0.1 r	0.2	0.0 r	0.0 r	0.0 r	0.0 r	0.0 r
Guatemala	258	83.4	19.7 r	20.3 r	20.7 r	21.1 r	21.4 r	3.0	0.8 r	0.8 r	0.8 r	0.8 r	0.8 r
Guyana	336	2.2	0.6 r	0.6 r	0.6 r	0.6 r	0.6 r
Haiti	263	6.0	0.9 r	1.2 r	1.4 r	1.6 r	1.8 r	0.1	0.0 r	0.0 r	0.0 r	0.0 r	0.0 r
Honduras	268	15.6	2.6 r	3.1 r	3.7 r	4.2 r	4.6 r	14.1	3.5 r	3.5 r	3.5 r	3.5 r	3.5 r
Jamaica	343	6.4	1.4 r	1.5 r	1.6 r	1.6 r	1.7 r	0.0	0.0 r	0.0 r	0.0 r	0.0 r	0.0 r
Mexico	273	799.0	181.0 r	177.0 r	214.8 r	216.1 r	191.1 r	1,688.9	447.4 r	396.7 r	438.9 r	433.5 r	419.7 r
Netherlands Antilles	353	109.1	27.3 r	27.3 r	27.3 r	27.3 r	4.9	1.2 r	1.2 r	1.2 r	1.2 r
Nicaragua	278	23.5	5.9 r	5.9 r	5.9 r	5.9 r	5.9 r	0.2	0.1 r	0.1 r	0.1 r	0.1 r	0.1 r
Panama	283	73.7	15.9 r	17.0 r	18.1 r	19.0 r	19.7 r	0.2	0.0 r	0.0 r	0.0 r	0.0 r	0.0 r
Paraguay	288	1,035.1	232.1 r	228.0 r	277.8 r	280.5 r	248.8 r	383.2	95.4 r	86.8 r	98.6 r	99.6 r	98.2 r
Peru	293	778.4	155.1 r	160.8 r	205.3 r	215.3 r	197.1 r	115.4	30.3 r	26.9 r	29.9 r	29.7 r	28.8 r
St. Lucia	362	0.4	0.1 r	0.1 r	0.1 r	0.1 r	0.1 r
St. Vincent & Grens.	364	0.1	0.0 r	0.0 r	0.0 r	0.0 r	0.0 r
Suriname	366	5.8	1.4 r	1.4 r	1.4 r	1.4 r	1.4 r

Argentina (213)

In Millions of U.S. Dollars

		Exports (FOB)						Imports (CIF)					
		2016	2015Q4	2016Q1	2016Q2	2016Q3	2016Q4	2016	2015Q4	2016Q1	2016Q2	2016Q3	2016Q4
Trinidad and Tobago	369	11.5	2.9 r	2.9 r	2.9 r	2.9 r	2.9 r	967.4	241.9 r	241.9 r	241.9 r	241.9 r	241.9 r
Uruguay	298	1,262.0	271.9 r	271.9 r	336.6 r	344.5 r	309.0 r	437.7	101.1 r	95.1 r	111.5 r	115.2 r	115.8 r
Venezuela, Rep. Bol.	299	1,405.0	293.7 r	297.6 r	373.0 r	385.6 r	348.8 r	12.8	2.3 r	2.5 r	3.2 r	3.5 r	3.7 r
Western Hem. n.s.	399	120.1	25.9 r	25.9 r	32.0 r	32.8 r	29.4 r
Other Countries n.i.e	910	281.3	70.3	70.4	70.3	70.3	70.3	18.4	5.3	4.5	4.9	4.7	4.4
Cuba	928	281.3	70.3 r	70.4 r	70.3 r	70.3 r	70.3 r	18.4	5.3 r	4.5 r	4.9 r	4.7 r	4.4 r
Special Categories	899	0.6	0.2 r	0.2 r	0.2 r	0.2 r	0.2 r
Countries & Areas n.s.	898	951.6	205.1 r	205.1 r	253.8 r	259.7 r	233.0 r	517.0	132.0 r	118.9 r	133.6 r	133.7 r	130.9 r
Memorandum Items													
Africa	605	2,797.3	622.0	619.1	740.6	753.4	684.1	1,101.3	282.0	265.8	278.3	279.3	277.9
Middle East	405	3,360.6	751.6	766.9	860.7	883.7	849.3	420.8	105.2	105.1	105.3	105.3	105.2
European Union	998	8,059.6	1,807.1	1,779.2	2,151.7	2,178.5	1,950.3	9,540.5	2,384.8	2,177.9	2,454.0	2,472.3	2,436.4
Export earnings: fuel	080	6,465.0	1,339.5	1,371.9	1,701.2	1,768.0	1,623.9	4,863.3	1,211.0	1,166.3	1,224.2	1,236.1	1,236.7
Export earnings: nonfuel	092	50,291.7	11,276.7	11,164.9	13,387.2	13,550.3	12,189.3	50,860.7	13,077.0	11,759.2	13,149.2	13,125.5	12,826.8

Armenia, Republic of (911)

In Millions of U.S. Dollars

		Exports (FOB)						Imports (CIF)					
		2016	2015Q4	2016Q1	2016Q2	2016Q3	2016Q4	2016	2015Q4	2016Q1	2016Q2	2016Q3	2016Q4
IFS World		1,780.8	403.8	380.4	438.1	474.5	487.8	3,283.0	925.8	681.5	776.9	836.7	988.0
World	001	1,783.1	391.2	380.2	438.1	474.5	490.3	3,255.8	929.2	682.2	775.7	833.9	964.0
Advanced Economies	110	599.3	120.0	126.9	152.5	171.0	148.9	855.4	286.7	173.9	233.1	216.5	231.9
Euro Area	163	276.7	67.0	58.8	70.4	68.9	78.7	557.2	179.3	111.6	157.4	141.5	146.7
Austria	122	1.5	0.4	0.8	0.6	0.0	0.0 r	16.6	4.8	6.0	4.1	3.4	3.2 r
Belgium	124	41.5	7.7	8.0	10.8	10.0	12.7 r	58.0	13.8	11.5	15.5	12.8	18.1 r
Cyprus	423	0.0	0.0	0.0	3.3	0.3	0.2	0.2	0.2	2.7 r
Estonia	939	0.4	0.1	0.1	0.1	0.1	0.0 r	13.0	1.0	0.1	2.1	5.2	5.6 r
Finland	172	0.1	0.0	0.0	0.0	0.0	0.0 r	17.9	4.8	2.8	5.2	4.3	5.5 r
France	132	3.8	1.8	1.2	0.5	0.8	1.3 r	52.7	15.2	9.3	13.8	12.8	16.8 r
Germany	134	138.7	37.7	32.9	37.3	26.9	41.7 r	161.9	62.1	38.0	50.3	45.6	28.0 r
Greece	174	0.5	0.1	0.3	0.2	0.0	0.0 r	18.2	7.5	4.6	5.9	3.4	4.2 r
Ireland	178	0.0	0.0	0.0	0.0	0.0	0.0 r	10.2	1.8	2.1	3.9	1.7	2.4 r
Italy	136	31.8	8.1	4.1	9.0	11.3	7.4 r	128.2	42.9	23.8	36.7	33.4	34.3 r
Latvia	941	1.5	0.7	0.4	0.3	0.4	0.5 r	1.5	1.0	0.3	0.3	0.5	0.5 r
Lithuania	946	3.0	0.7	0.5	1.2	0.5	0.8 r	4.3	0.7	0.4	1.0	1.2	1.6 r
Luxembourg	137	0.8	0.0	0.2	0.3	0.1	0.2 r	0.9	0.2	0.2	0.2	0.2	0.3 r
Malta	181	0.0	0.0	0.0	0.0	0.2	0.1	0.0	0.1	0.1	0.1 r
Netherlands	138	52.8	9.7	10.3	9.8	18.6	14.1 r	28.0	9.6	4.7	8.1	7.2	8.0 r
Portugal	182	0.0	0.0	0.0	0.0	5.9	1.9	1.3	1.5	1.5	1.7 r
Slovak Republic	936	0.1	0.0	0.0	0.1	0.0	4.2	2.7	0.9	0.9	1.1	1.4 r
Slovenia	961	0.0	0.0	0.0	0.0	7.3	1.7	1.8	1.7	1.8	1.9 r
Spain	184	0.1	0.1	0.0	0.1	0.0	0.0 r	24.9	7.1	3.5	5.7	5.1	10.5 r
Australia	193	0.2	0.0	0.1	0.0	0.0	0.0 r	2.4	0.5	0.6	0.7	0.6	0.6 r
Canada	156	139.9	28.4	24.8	31.9	47.0	36.2 r	11.4	2.7	1.4	1.3	4.8	3.9 r
China,P.R.: Hong Kong	532	57.6	4.4	26.6	19.4	11.6	2.9	0.2	1.1	0.7	0.6	0.6 r
Czech Republic	935	2.5	0.6	0.4	0.7	0.8	0.6 r	14.8	5.2	2.4	3.4	3.1	5.9 r
Denmark	128	0.2	0.0	0.1	0.1	0.0 r	5.6	2.1	1.4	1.9	1.1	1.2 r
Iceland	176	0.1	0.0	0.0	0.0	0.0	0.1 r
Israel	436	3.7	1.2	0.4	1.1	2.0	0.2 r	4.7	1.1	1.0	1.3	1.6	0.8 r
Japan	158	0.4	0.1	0.1	0.1	0.1	0.2 r	49.7	13.4	10.8	12.3	14.8	11.8 r
Korea, Republic of	542	1.1	0.1	0.5	0.3	0.1	0.2 r	16.7	6.1	3.6	4.2	4.5	4.4 r
New Zealand	196	0.0	0.0	0.0	0.0	0.0	9.7	4.1	3.1	3.6	1.6	1.4 r
Norway	142	0.0	0.0	1.3	0.9	0.4	0.4	0.4	0.2 r
Singapore	576	1.9	0.8	0.5	0.5	0.0	0.9 r	1.1	1.1	0.3	0.4	0.3	0.2 r
Sweden	144	0.2	0.1	0.1	0.0	0.0	0.1 r	13.2	12.7	4.5	2.8	2.5	3.5 r
Switzerland	146	74.6	6.5	7.2	16.8	28.4	22.2 r	43.3	15.0	3.5	13.6	11.9	14.2 r
Taiwan Prov.of China	528	0.0	0.0	0.0	0.0	0.0	0.0 r	10.3	3.3	1.7	4.4	1.8	2.4 r
United Kingdom	112	2.3	0.0	0.3	0.8	0.5	0.7 r	26.8	5.8	4.4	7.5	6.7	8.2 r
United States	111	37.9	10.6	7.2	10.5	11.3	8.9 r	84.3	33.3	22.2	17.5	18.8	25.8 r
Emerg. & Dev. Economies	200	1,169.7	267.8	249.6	282.8	299.6	337.7	2,381.8	638.1	505.2	536.6	612.6	727.4
Emerg. & Dev. Asia	505	102.4	34.1	20.8	17.2	32.3	32.1	530.0	125.4	103.7	109.3	153.0	164.1
Bangladesh	513	14.1	1.9	4.6	2.4	2.8	4.3 r
Cambodia	522	2.1	0.5	0.5	0.4	0.6	0.7 r
China,P.R.: Mainland	924	100.5	33.7	20.6	16.1	31.8	31.9 r	355.8	89.8	73.6	70.0	101.9	110.3 r
India	534	1.0	0.0	0.0	0.6	0.3	0.1 r	71.8	14.1	8.9	18.1	26.9	17.9 r
Indonesia	536	23.6	7.0	6.2	6.2	5.5	5.7 r
Malaysia	548	0.2	0.0	0.1	0.2	0.0	12.1	3.8	3.3	2.4	3.5	3.0 r
Myanmar	518	0.2	0.0	0.0	0.0	0.0	0.1 r
Nepal	558	0.0	0.0	0.0	0.1	0.0	0.0	0.1
Philippines	566	0.0	0.0	0.0	0.0	0.0	0.0 r	1.4	0.3	0.3	0.4	0.3	0.4 r
Sri Lanka	524	0.0	0.0	1.9	0.4	0.5	0.3	0.5	0.7 r
Thailand	578	0.6	0.2	0.0	0.2	0.2	0.1 r	13.4	3.4	2.8	3.4	3.5	3.8 r
Vietnam	582	0.0	0.1	0.0	0.0	23.1	4.2	2.9	5.7	7.6	6.9 r
Asia n.s.	598	10.3	10.3 r
Europe	170	744.5	156.8	158.3	200.0	182.7	203.4	1,492.7	402.7	322.4	337.2	365.8	467.2
Emerg. & Dev. Europe	903	193.8	42.8	48.0	51.8	45.5	48.5	264.3	64.4	43.9	64.8	70.9	84.7
Albania	914	0.0	0.0	0.3	0.0	0.1	0.0	0.1	0.1 r
Bosnia and Herzegovina	963	0.1	0.0	0.0	0.0	0.0	0.0 r
Bulgaria	918	148.6	22.6	39.6	38.9	35.4	34.8 r	35.9	8.4	9.5	10.1	8.8	7.5 r

Armenia, Republic of (911)

In Millions of U.S. Dollars

		Exports (FOB)						Imports (CIF)					
		2016	2015Q4	2016Q1	2016Q2	2016Q3	2016Q4	2016	2015Q4	2016Q1	2016Q2	2016Q3	2016Q4
Croatia	960	0.1	0.0	0.0	0.0	0.0	1.3	0.4	0.2	0.8	0.2	0.1 r
Faroe Islands	816	0.1	0.0	0.0	0.0	0.0 r
Hungary	944	0.8	0.6	0.3	0.1	0.2	0.2 r	10.9	3.3	1.8	3.0	2.3	3.8 r
Macedonia, FYR	962	0.5	0.1	0.1	0.1	0.1	0.2 r
Poland	964	18.2	4.0	3.9	5.9	3.9	4.5 r	36.1	9.7	6.0	7.8	10.9	11.5 r
Romania	968	25.5	15.2	4.1	6.7	5.9	8.8 r	14.8	2.3	1.6	5.5	6.1	1.6 r
Serbia, Republic of	942	0.0	0.0	0.0	0.0	0.0	0.0 r	2.1	0.6	0.4	0.5	0.7	0.5 r
Turkey	186	0.5	0.2	0.1	0.1	0.1	0.1 r	162.2	39.4	24.2	36.9	41.8	59.3 r
CIS	901	550.7	114.0	110.4	148.2	137.2	154.9	1,228.3	338.3	278.5	272.4	294.8	382.5
Azerbaijan, Rep. of	912	0.4	0.4 r	0.3	0.3 r
Belarus	913	14.1	1.4	1.2	3.1	4.1	5.6 r	23.4	14.7	4.6	4.8	6.1	8.0 r
Georgia	915	142.5	37.1	32.7	39.0	38.3	32.4 r	97.6	16.4	17.9	36.9	20.7	22.0 r
Kazakhstan	916	6.0	0.8	0.5	1.8	2.4	1.2 r	0.8	0.1	0.0	0.1	0.1	0.5 r
Kyrgyz Republic	917	1.0	0.2	0.1	0.0	0.1	0.8 r	0.0	0.0	0.0	0.0 r
Moldova	921	0.3	0.3	0.0	0.0	0.2	0.1 r	1.0	0.3	0.2	0.2	0.2	0.4 r
Russian Federation	922	370.9	67.4	71.9	99.7	88.8	110.6 r	995.4	272.2	234.0	199.5	240.8	321.2 r
Tajikistan	923	0.4	0.1	0.1	0.1	0.2	0.1 r	0.0
Turkmenistan	925	5.2	3.4	1.4	1.6	1.2	1.0 r	6.4	0.1	2.6	3.0	0.4	0.3 r
Ukraine	926	8.0	2.3	2.2	2.1	1.6	2.1 r	101.7	33.9	18.9	27.6	26.2	29.1 r
Uzbekistan	927	1.8	1.0	0.2	0.7	0.2	0.7 r	1.6	0.6	0.2	0.4	0.3	0.6 r
Mid East, N Africa, Pak	440	320.2	75.4	69.5	64.7	84.2	101.8	246.5	74.3	51.9	56.9	63.2	74.5
Afghanistan, I.R. of	512	0.1	0.0	0.1	0.0
Algeria	612	0.1	0.1	0.1	0.0
Egypt	469	0.0	0.0	0.0	0.0	8.4	3.4	2.7	2.9	0.6	2.2 r
Iran, I.R. of	429	74.7	21.0	17.5	20.3	19.5	17.4 r	163.9	52.5	37.3	38.4	46.2	42.0 r
Iraq	433	148.6	42.1	39.6	27.1	34.6	47.3 r	0.2	0.3	0.1	0.0	0.1 r
Jordan	439	0.0	0.0	0.0 r	0.2	0.0	0.1	0.0	0.0	0.0 r
Kuwait	443	0.6	0.1	0.0	0.2	0.1	0.3 r	0.0	0.0	0.0
Lebanon	446	0.2	0.0	0.1	0.1	0.0	0.1 r	1.1	0.3	0.1	0.3	0.4	0.3 r
Libya	672	0.8	0.4	0.0	0.4
Morocco	686	1.9	0.6	0.5	0.5	0.6	0.4 r
Oman	449	0.3	0.0	0.1	0.2	0.0	0.2	0.1	0.1	0.0	0.0 r
Pakistan	564	0.0	0.0	0.0	0.0	3.7	0.7	1.1	1.1	0.7	0.8 r
Qatar	453	0.0	0.0	0.0	0.0	0.0	0.5	0.1	0.0	0.1	0.0	0.3 r
Saudi Arabia	456	2.7	0.7	0.8	0.6	0.5	0.8 r	9.3	0.7	0.6	0.5	1.0	7.2 r
Sudan	732	0.2	0.2	0.0	0.0	0.0	0.0	0.0 r
Syrian Arab Republic	463	28.2	8.0	3.6	8.6	6.7	9.4 r	0.7	0.1	0.2	0.1	0.2	0.1 r
Tunisia	744	0.0	0.0	0.9	0.2	0.3	0.2	0.3	0.2 r
United Arab Emirates	466	63.5	3.4	7.2	7.6	22.1	26.7 r	55.4	15.2	9.0	12.6	13.0	20.8 r
West Bank and Gaza	487	0.0	0.0 r	0.1	0.1 r
Yemen, Republic of	474	0.2	0.0	0.1	0.0	0.1	0.0	0.0	0.0
Sub-Saharan Africa	603	0.6	0.0	0.0	0.2	0.1	0.4	32.2	9.7	7.3	5.5	9.3	10.2
Botswana	616	1.3	0.3	0.1	0.5	0.2	0.5 r
Cameroon	622	0.0	0.0 r	0.0	0.1	0.0
Congo, Republic of	634	0.1	0.1
Côte d'Ivoire	662	1.4	0.6	0.1	0.4	0.5	0.5 r
Ethiopia	644	0.4	0.1	0.1	0.1	0.1	0.1 r
Gabon	646	0.3	0.1	0.3 r	0.0	0.0
Ghana	652	0.6	0.4	0.1	0.3	0.3	0.0 r
Madagascar	674	0.1	0.0	0.0	0.0	0.0	0.0 r
Malawi	676	0.0	0.0 r	2.8	2.5	1.5	0.0	1.2
Mauritius	684	0.0	0.0 r	0.2	0.0	0.1	0.0	0.0	0.0 r
Namibia	728	0.1	0.1	0.2	0.2	0.0	0.0	0.2 r
Nigeria	694	0.0	0.0	0.0 r	0.5	0.5	0.1	0.3	0.2 r
Sierra Leone	724	0.8	0.0	0.2	0.4	0.2 r
South Africa	199	0.0	0.0	0.0	0.0	0.0	0.0 r	13.8	1.9	3.4	3.2	3.9	3.2 r
Togo	742	0.0	0.9	0.2	0.1	0.3	0.4
Zimbabwe	698	9.1	3.0	1.7	0.5	1.8	5.2 r
Western Hemisphere	205	2.1	1.5	1.0	0.7	0.3	0.0	80.3	26.0	20.0	27.7	21.4	11.3
Anguilla	312	0.1	0.1 r

Armenia, Republic of (911)

In Millions of U.S. Dollars

		Exports (FOB)						Imports (CIF)					
		2016	2015Q4	2016Q1	2016Q2	2016Q3	2016Q4	2016	2015Q4	2016Q1	2016Q2	2016Q3	2016Q4
Argentina	213	0.0	0.0	0.0	0.0	0.0 r	8.0	5.7	1.3	1.6	5.0	0.1 r
Belize	339	2.0	1.5	1.0	0.7	0.3
Bolivia	218	0.0	0.5	0.0	0.0	0.0
Brazil	223	0.0	0.0	0.0	53.4	14.7	14.3	21.1	11.2	6.8 r
Chile	228	0.9	0.6	0.3	0.1	0.3	0.2 r
Colombia	233	0.2	0.1	0.1	0.0	0.0	0.0 r
Costa Rica	238	0.5	0.4	0.1	0.1	0.0	0.2 r
Dominican Republic	243	0.1	0.0	0.0	0.0	0.0	0.0 r
Ecuador	248	0.0	0.0	0.0	8.0	2.3	2.2	2.2	1.3	2.3 r
El Salvador	253	0.1	0.1	0.0	0.1	0.0 r
Guatemala	258	0.0	0.1	0.0	0.0	0.0	0.0 r
Honduras	268	0.2	0.0	0.1	0.1	0.0	0.0 r
Mexico	273	0.1	0.0	0.0	0.1	0.0	8.3	1.3	1.3	2.4	3.2	1.4 r
Panama	283	0.0	0.1	0.0	0.0	0.0 r
Paraguay	288	0.2	0.2	0.1	0.1
Peru	293	0.2	0.1	0.1	0.0	0.0	0.1 r
St. Kitts and Nevis	361	0.1	0.0	0.0	0.0	0.0	0.0 r
Other Countries n.i.e	910	0.1	0.0	0.0	0.1	0.0	0.0
Cuba	928	0.1	0.0	0.0	0.0	0.0	0.0 r
Countries & Areas n.s.	898	14.2	3.5	3.7	2.8	3.9	3.8 r	18.5	4.3	3.1	6.0	4.7	4.8 r
Memorandum Items													
Africa	605	0.9	0.1	0.1	0.2	0.2	0.4	35.1	10.6	8.1	6.1	10.1	10.8
Middle East	405	319.9	75.3	69.3	64.7	84.0	101.8	239.8	72.8	49.9	55.1	61.7	73.2
European Union	998	475.2	110.3	107.5	123.6	115.7	128.5	716.6	229.3	143.3	200.1	183.2	190.0
Export earnings: fuel	080	674.4	139.0	139.5	159.3	169.8	205.8	1,241.1	344.6	285.9	256.7	303.2	395.3
Export earnings: nonfuel	092	1,108.7	252.3	240.7	278.8	304.7	284.5	2,014.8	584.5	396.4	519.0	530.7	568.7

Aruba (314)

In Millions of U.S. Dollars

		Exports (FOB)						Imports (CIF)					
		2016	2015Q4	2016Q1	2016Q2	2016Q3	2016Q4	2016	2015Q4	2016Q1	2016Q2	2016Q3	2016Q4
IFS World	
World	001	75.1	20.6	19.1	25.5	22.6	7.9	1,163.7	311.5	325.6	245.6	264.1	328.3
Advanced Economies	110	35.0	5.7	7.8	14.4	8.9	3.9	935.3	248.3	261.7	197.4	212.2	263.9
Euro Area	163	13.0	2.6	2.3	5.4	3.6	1.6	157.6	41.7	44.1	33.3	35.8	44.5
Austria	122	0.1	0.1	0.1	0.0	0.0	0.0 r	0.0 r	0.0 r	0.0 r
Belgium	124	0.1	0.0	0.0	0.1	0.1	0.6	0.2	0.2 r	0.1 r	0.1 r	0.2 r
Estonia	939	0.3	0.0	0.1 r	0.1 r	0.1 r	0.1 r
Finland	172	0.0	0.0	0.1	0.0	0.0 r	0.0 r	0.0 r	0.0 r
France	132	1.0	0.0	0.2	0.2	0.2	0.3 r	8.1	2.2	2.3 r	1.7 r	1.8 r	2.3 r
Germany	134	0.0	0.0	0.0	0.0	0.0	9.4	2.0	2.6 r	2.0 r	2.1 r	2.7 r
Ireland	178	0.9	0.1	0.2 r	0.2 r	0.2 r	0.2 r
Italy	136	0.0	0.0	0.0	0.0	0.0	10.4	1.9	2.9 r	2.2 r	2.4 r	2.9 r
Netherlands	138	11.5	2.2	2.1	4.8	3.3	1.3 r	117.5	32.2	32.9 r	24.8 r	26.7 r	33.1 r
Portugal	182	0.0	0.0	0.0	3.6	1.2	1.0 r	0.8 r	0.8 r	1.0 r
Spain	184	0.1	0.3	0.1	0.0	0.0 r	6.7	2.0	1.9 r	1.4 r	1.5 r	1.9 r
Canada	156	0.0	0.0	0.0	0.0	0.0	3.5	0.9	1.0 r	0.7 r	0.8 r	1.0 r
China,P.R.: Hong Kong	532	0.8	0.0	0.4	0.2	0.1	0.0 r	6.8	2.2	1.9 r	1.4 r	1.5 r	1.9 r
Denmark	128	0.0	0.0	0.8	0.2	0.2 r	0.2 r	0.2 r	0.2 r
Israel	436	0.1	0.1	0.0	0.0	0.0 r	0.0 r	0.0 r	0.0 r
Japan	158	12.7	3.0	3.5 r	2.7 r	2.9 r	3.6 r
Korea, Republic of	542	0.0	0.0	0.0	0.0	31.1	6.7	8.7 r	6.6 r	7.1 r	8.8 r
New Zealand	196	1.1	0.2	0.3 r	0.2 r	0.2 r	0.3 r
Singapore	576	0.1	0.1	0.0	0.6	0.1	0.2 r	0.1 r	0.1 r	0.2 r
Sweden	144	0.0	0.0	0.0	0.6	0.2	0.2 r	0.1 r	0.1 r	0.2 r
Switzerland	146	0.2	0.2	0.2	0.0	0.0 r	20.8	4.3	5.8 r	4.4 r	4.7 r	5.9 r
Taiwan Prov. of China	528	3.5	0.0	0.6	1.6	1.2	0.1 r	0.1	0.1	0.0 r	0.0 r	0.0 r	0.0 r
United Kingdom	112	0.0	0.0	0.0	0.0	0.0	34.9	8.0	9.8 r	7.4 r	7.9 r	9.8 r
United States	111	17.2	2.9	4.0	7.1	3.9	2.1 r	664.6	180.7	186.0 r	140.3 r	150.8 r	187.5 r
Emerg. & Dev. Economies	200	39.7	14.2	11.1	11.1	13.5	4.0	228.0	63.2	63.8	48.1	51.7	64.3
Emerg. & Dev. Asia	505	1.0	0.2	0.4	0.2	0.3	0.0	45.6	14.0	12.8	9.6	10.4	12.9
China,P.R.: Mainland	924	0.8	0.1	0.3	0.2	0.3	34.9	8.7	9.8 r	7.4 r	7.9 r	9.8 r
India	534	0.1	0.0	0.0	0.0	0.1	0.0 r	4.8	2.1	1.3 r	1.0 r	1.1 r	1.3 r
Indonesia	536	1.2	0.9	0.3 r	0.3 r	0.3 r	0.3 r
Philippines	566	0.0	0.0	0.0 r	0.7	0.2	0.2 r	0.1 r	0.2 r	0.2 r
Thailand	578	4.1	1.3	1.1 r	0.9 r	0.9 r	1.1 r
Vietnam	582	0.7
Europe	170	0.0	2.3	0.6	0.7	0.5	0.5	0.7
Emerg. & Dev. Europe	903	2.3	0.6	0.7	0.5	0.5	0.7
Bulgaria	918	1.2	0.1	0.3 r	0.2 r	0.3 r	0.3 r
Hungary	944	1.1	0.1	0.3 r	0.2 r	0.3 r	0.3 r
Turkey	186	0.3
Mid East, N Africa, Pak	440	0.0	0.5	0.0	0.0	0.0	0.2	0.5	0.1	0.0	0.0	0.1
Oman	449	0.2
United Arab Emirates	466	0.0	0.5	0.0	0.0	0.2	0.2	0.1 r	0.0 r	0.0 r	0.1 r
Sub-Saharan Africa	603	0.0	0.0	0.0	0.0	0.0	0.2	0.0	0.0	0.0	0.0
South Africa	199	0.0	0.0	0.0	0.0	0.0	0.2	0.0 r	0.0 r	0.0 r	0.0 r
Western Hemisphere	205	38.7	13.6	10.7	10.8	13.1	4.0	179.8	47.9	50.3	38.0	40.8	50.7
Antigua and Barbuda	311	0.0	0.0	0.0 r	0.2	0.0	0.1 r	0.0 r	0.0 r	0.1 r
Argentina	213	3.0	0.6	0.8 r	0.6 r	0.7 r	0.9 r
Bahamas, The	313	0.0	0.0	0.0	0.6	0.0 r	0.0 r	0.0 r	0.0 r
Barbados	316	0.0	0.0	3.6	0.5	1.0 r	0.8 r	0.8 r	1.0 r
Bermuda	319	0.2	0.1	0.1 r	0.1 r	0.1 r	0.1 r
Brazil	223	0.0	0.0	0.0	25.8	5.1	7.2 r	5.4 r	5.8 r	7.3 r
Chile	228	0.1	0.1	0.4	0.7	0.1 r	0.1 r	0.1 r	0.1 r
Colombia	233	14.5	6.1	4.7	4.7	4.0	1.1 r	16.6	5.6	4.6 r	3.5 r	3.8 r	4.7 r
Costa Rica	238	0.0	0.0	0.0	0.0	0.0	0.0 r	5.4	1.7	1.5 r	1.1 r	1.2 r	1.5 r
Dominican Republic	243	0.4	0.4	0.0	0.2	0.3	0.0 r	4.7	1.4	1.3 r	1.0 r	1.1 r	1.3 r
Ecuador	248	0.0	0.0	0.3	0.0	0.1 r	0.1 r	0.1 r	0.1 r
Grenada	328	0.0	0.0	0.0	0.0	0.0	0.1	0.0	0.0 r	0.0 r	0.0 r	0.0 r
Guatemala	258	0.0	0.0	0.5	0.1	0.1 r	0.1 r	0.1 r	0.1 r

Aruba (314)

In Millions of U.S. Dollars

		Exports (FOB)						Imports (CIF)					
		2016	2015Q4	2016Q1	2016Q2	2016Q3	2016Q4	2016	2015Q4	2016Q1	2016Q2	2016Q3	2016Q4
Haiti	263	0.2	0.0	0.0	0.0	0.1	0.0	0.0	0.0 r	0.0 r	0.0 r	0.0 r
Honduras	268	0.0	0.0	0.0	0.0	0.6	0.2	0.2 r	0.1 r	0.1 r	0.2 r
Jamaica	343	0.0	0.0	0.0	0.0	0.0	0.0 r	2.0	0.5	0.6 r	0.4 r	0.5 r	0.6 r
Mexico	273	1.1	1.1	0.5	0.6	0.0	10.9	2.9	3.1 r	2.3 r	2.5 r	3.1 r
Netherlands Antilles	353	7.3	2.9	2.5	2.1	2.4	0.3 r	25.0	5.8	7.0 r	5.3 r	5.7 r	7.0 r
Panama	283	2.9	1.0	1.0	0.9	0.8	0.2 r	40.8	11.7	11.4 r	8.6 r	9.3 r	11.5 r
Paraguay	288	0.0	0.0	2.9	0.6	0.8 r	0.6 r	0.7 r	0.8 r
Peru	293	0.0	0.0	0.0	0.0	4.5	0.9	1.3 r	0.9 r	1.0 r	1.3 r
St. Kitts and Nevis	361	0.1	0.1	0.0
Suriname	366	1.1	0.5	0.7	0.1	0.3	0.0 r	3.0	0.5	0.8 r	0.6 r	0.7 r	0.8 r
Trinidad and Tobago	369	0.0	0.0	0.0	0.0	0.0	0.0 r	10.6	2.8	3.0 r	2.2 r	2.4 r	3.0 r
Uruguay	298	1.0	0.3	0.3	0.3	0.2 r	0.5	0.1	0.1 r	0.1 r	0.1 r	0.1 r
Venezuela, Rep. Bol.	299	9.8	1.4	0.9	1.9	4.9	2.1 r	18.2	5.3	5.1 r	3.8 r	4.1 r	5.1 r
Other Countries n.i.e	910	0.2	0.0	0.2	0.0
Cuba	928	0.2	0.0	0.2	0.0
Countries & Areas n.s.	898	0.2	0.6	0.2	0.0	0.0	0.4	0.0	0.1 r	0.1 r	0.1 r	0.1 r
Memorandum Items													
Africa	605	0.0	0.0	0.0	0.0	0.0	0.2	0.0	0.0	0.0	0.0
Middle East	405	0.0	0.5	0.0	0.0	0.0	0.2	0.5	0.1	0.0	0.0	0.1
European Union	998	13.0	2.6	2.4	5.4	3.6	1.6	196.2	50.3	54.9	41.4	44.5	55.4
Export earnings: fuel	080	24.4	8.0	5.6	6.6	9.0	3.2	45.8	14.3	12.8	9.7	10.4	12.9
Export earnings: nonfuel	092	50.8	12.6	13.5	18.8	13.7	4.7	1,117.8	297.2	312.8	236.0	253.7	315.4

Australia (193)

In Millions of U.S. Dollars

		Exports (FOB)						Imports (FOB)					
		2016	2015Q4	2016Q1	2016Q2	2016Q3	2016Q4	2016	2015Q4	2016Q1	2016Q2	2016Q3	2016Q4
IFS World		191,149.7	44,443.6	40,467.3	45,314.1	48,747.2	56,621.0	188,824.8	50,151.6	44,001.2	46,506.7	49,352.4	49,120.8
World	001	191,276.6	44,958.9	41,066.5	45,204.1	49,402.5	55,603.5	190,256.6	50,836.6	44,182.6	46,477.9	50,419.6	49,176.5
Advanced Economies	110	89,298.8	19,887.5	18,837.0	19,746.9	25,822.1	24,892.8	99,766.6	25,303.6	22,754.0	25,030.3	26,679.5	25,302.8
Euro Area	163	11,867.0	1,585.9	1,431.8	1,408.0	7,036.0	1,991.3	27,039.9	6,392.7	6,080.6	6,679.2	7,251.6	7,028.4
Austria	122	315.9	17.8	8.0	7.8	291.2	8.8	1,080.4	203.8	226.2	230.3	297.0 r	326.9
Belgium	124	908.4	232.4	150.6	195.6	335.8	226.3	1,278.5	308.3	297.5	296.0	332.4 r	352.7
Cyprus	423	8.0	0.3	1.0	0.9	5.3	0.7	19.3	3.8	5.6	4.3	4.0 r	5.3
Estonia	939	19.3	1.7	3.3	1.7	12.6	1.7	53.5	12.1	13.2	14.6	11.8 r	13.9
Finland	172	178.8	7.4	5.2	6.2	139.1	28.3	569.8	149.7	144.7	140.7	141.0 r	143.5
France	132	1,630.3	234.2	249.6	191.3	892.9	296.5	3,354.9	897.8	865.9	793.0	888.6 r	807.3
Germany	134	3,925.4	431.8	399.0	405.6	2,543.3	577.4	10,155.7	2,384.4	2,273.1	2,551.4	2,626.5 r	2,704.7
Greece	174	50.9	1.8	2.5	2.6	42.2	3.6	159.8	37.4	36.6	36.5	44.8 r	41.8
Ireland	178	684.4	8.4	15.6	13.1	630.7	25.1	2,018.2	292.6	323.5	610.2	625.8 r	458.6
Italy	136	1,517.5	111.2	147.7	116.8	1,126.5	126.6	4,429.4	1,116.3	1,029.4	1,066.7	1,170.3 r	1,162.9
Latvia	941	6.9	1.0	0.9	1.3	3.6	1.0	12.5	3.1	3.3	3.0	2.7 r	3.6
Lithuania	946	13.2	1.5	1.3	1.2	8.8	1.9	35.1	8.6	7.8	8.6	7.7 r	11.0
Luxembourg	137	4.6	1.3	0.1	0.2	3.6	0.8	16.6	5.5	4.9	2.7	4.0 r	5.0
Malta	181	8.0	0.6	0.8	0.7	5.6	0.9	15.8	4.0	3.4	4.2	4.0 r	4.2
Netherlands	138	1,779.6	425.9	365.6	360.0	477.9	576.1	1,696.1	400.3	378.2	385.4	480.5 r	452.0
Portugal	182	51.3	2.3	2.6	3.2	42.0	3.5	160.2	32.5	37.5	36.0	46.9 r	39.8
Slovak Republic	936	79.4	1.7	6.8	6.4	65.2	0.9	233.6	108.2	51.7	57.2	54.4 r	70.4
Slovenia	961	43.3	13.0	4.6	8.2	29.8	0.7	107.6	24.6	21.2	23.6	36.2 r	26.6
Spain	184	641.8	91.7	66.6	85.2	379.7	110.4	1,642.9	399.7	356.9	414.8	472.9 r	398.3
Canada	156	1,385.2	313.8	326.6	303.8	401.9	352.9	1,451.2	375.7	239.2	410.9	435.6 r	365.5
China,P.R.: Hong Kong	532	3,855.1	633.5	608.2	709.7	240.0	2,297.3	714.5	237.4	154.9	165.2	254.2 r	140.2
China,P.R.: Macao	546	49.6	10.5	6.9	23.6	5.4	13.7	13.3	3.7	2.4	1.8	6.2 r	2.9
Czech Republic	935	228.1	34.1	30.9	22.0	146.0	29.2	555.2	183.1	129.7	133.6	140.6 r	151.3
Denmark	128	280.6	22.2	21.3	22.5	209.5	27.3	901.0	214.4	187.3	270.4	209.6 r	233.7
Iceland	176	127.0	0.5	33.2	44.8	3.9	45.1	10.3	3.2	3.4	1.7	2.2 r	2.9
Israel	436	295.8	51.7	54.5	46.3	159.3	35.7	591.2	142.2	162.2	132.5	160.4 r	136.2
Japan	158	23,692.9	7,045.6	5,945.9	5,558.8	4,205.3	7,982.8	14,907.8	3,328.7	2,965.3	3,698.9	4,506.2 r	3,737.5
Korea, Republic of	542	11,724.7	3,252.2	3,108.6	2,799.0	1,903.4	3,913.8	8,239.3	2,233.6	2,344.4	1,921.8	2,075.5 r	1,897.5
New Zealand	196	6,236.3	1,621.1	1,478.0	1,511.9	1,484.4	1,762.0	5,686.0	1,471.9	1,272.1	1,382.2	1,551.4 r	1,480.1
Norway	142	87.4	11.0	11.0	10.7	51.6	14.1	237.7	74.0	62.0	54.5	51.9 r	69.3
Singapore	576	4,509.2	972.6	970.5	985.8	1,316.9	1,236.0	5,208.2	1,745.6	1,164.0	1,240.0	1,309.0 r	1,495.2
Sweden	144	531.8	25.3	28.7	57.9	405.4	39.8	1,523.4	353.3	383.5	422.8	400.2 r	316.9
Switzerland	146	1,179.5	159.8	179.9	231.8	582.2	185.5	2,375.5	617.8	532.8	658.4	585.6 r	598.6
Taiwan Prov.of China	528	4,759.8	1,034.3	1,060.3	1,271.8	821.2	1,606.5	3,213.7	831.2	723.8	806.1	793.3 r	890.6
United Kingdom	112	6,146.2	653.0	1,311.0	2,460.1	1,282.4	1,092.8	5,289.2	1,481.3	1,349.0	1,324.7	1,274.1 r	1,341.4
United States	111	12,342.6	2,460.5	2,229.8	2,278.7	5,567.1	2,267.0	21,809.3	5,613.7	4,997.4	5,725.6	5,671.8 r	5,414.5
Emerg. & Dev. Economies	200	97,085.4	23,784.1	20,986.7	24,050.7	22,920.7	29,127.3	88,106.1	24,306.0	20,771.0	20,995.3	23,197.5	23,142.3
Emerg. & Dev. Asia	505	85,946.1	20,676.3	18,319.8	21,287.8	20,129.1	26,209.4	77,134.5	21,411.5	18,010.4	18,316.9	20,426.9	20,380.2
American Samoa	859	7.6	1.5	2.4	1.2	2.5	1.5	10.1	2.7	3.0	1.8	2.8 r	2.5
Bangladesh	513	615.9	108.2	138.7	175.7	170.1	131.3	660.2	156.2	203.1	146.1	171.7 r	139.3
Bhutan	514	0.4	0.0	0.0	0.1	0.3	0.0	0.8	0.1	0.1	0.2	0.3 r	0.2
Brunei Darussalam	516	103.2	9.4	7.8	7.8	78.0	9.6	197.5	73.5	12.2	68.1	44.6 r	72.6
Cambodia	522	86.1	10.7	8.8	9.4	58.8	9.1	134.1	29.9	28.3	28.2	45.7 r	31.9
China,P.R.: Mainland	924	58,383.3	14,511.0	12,774.6	15,522.7	11,587.5	18,498.5	44,490.1	12,563.4	10,209.3	10,143.3	11,919.6 r	12,217.9
Fiji	819	265.3	72.8	68.1	81.8	37.8	77.5	142.6	35.0	33.1	35.1	38.6 r	35.9
F.T. French Polynesia	887	27.3	9.7	8.1	9.1	0.3	9.9	1.3	0.3	0.3	0.3	0.3 r	0.4
F.T. New Caledonia	839	200.8	63.3	65.2	59.3	4.9	71.5	21.7	17.4	11.2	3.2	4.7 r	2.6
Guam	829	6.0	1.9	1.7	1.7	0.2	2.4	0.3	0.0	0.0	0.3 r
India	534	6,673.8	2,084.7	1,457.4	1,577.8	781.5	2,857.1	3,270.5	878.1	768.2	869.1	809.0 r	824.3
Indonesia	536	4,039.6	946.8	878.2	1,007.5	1,050.7	1,103.2	3,629.3	1,220.4	861.0	915.9	1,047.9 r	804.5
Kiribati	826	14.1	5.2	5.5	4.1	0.0	4.5	0.2	0.2	0.0	0.0 r	0.2
Lao People's Dem.Rep	544	16.6	5.6	4.5	3.9	3.5	4.7	8.0	0.4	1.3	1.9	3.1 r	1.8
Malaysia	548	4,165.2	761.6	729.0	801.5	1,631.6	1,003.1	7,024.1	2,128.1	1,645.3	1,729.6	1,704.8 r	1,944.4
Maldives	556	21.1	6.9	6.4	7.1	0.1	7.5	1.1	0.3	0.2	0.0	0.1 r	0.9
Marshall Islands	867	6.6	6.6	0.3	0.3
Micronesia	868	5.1	5.1	0.0	0.0

Australia (193)

In Millions of U.S. Dollars

		Exports (FOB)						Imports (FOB)					
		2016	2015Q4	2016Q1	2016Q2	2016Q3	2016Q4	2016	2015Q4	2016Q1	2016Q2	2016Q3	2016Q4
Mongolia	948	8.5	1.3	1.6	3.5	0.2	3.2	1.3	1.3	0.5	0.4	0.2 r	0.2
Myanmar	518	98.4	30.5	32.5	33.1	7.6	25.2	24.6	5.6	5.4	5.0	7.9 r	6.3
Nauru	836	33.8	15.7	13.8	12.4	0.0	7.6	4.7	0.1	3.4	0.0	0.0 r	1.3
Nepal	558	30.5	12.0	7.0	7.5	1.5	14.5	6.1	1.4	1.6	1.7	1.4 r	1.4
Palau	565	1.4	1.2	0.6	0.5	0.3	0.0	0.0	0.0	0.0
Papua New Guinea	853	1,612.1	315.8	291.2	312.7	673.8	334.4	2,705.3	551.1	639.2	690.1	742.2 r	633.8
Philippines	566	1,148.0	284.4	357.8	293.0	138.8	358.3	573.4	149.0	122.8	136.0	134.3 r	180.3
Samoa	862	23.4	6.3	5.4	5.9	6.4	5.7	23.7	6.2	3.9	6.7	5.5 r	7.6
Solomon Islands	813	63.0	25.9	24.1	19.8	1.9	17.2	2.4	1.8	0.9 r	1.5
Sri Lanka	524	167.4	57.2	38.5	41.0	41.9	46.0	166.5	42.2	40.0	39.5	42.1 r	44.8
Thailand	578	5,041.2	706.4	650.5	549.1	2,946.1	895.5	10,679.8	2,795.4	2,609.3	2,678.7	2,776.0 r	2,615.9
Timor-Leste	537	19.4	4.3	3.9	9.8	0.6	5.1	1.4	0.6	0.3	0.1	0.6 r	0.4
Tonga	866	11.8	3.0	3.8	4.5	0.3	3.2	1.5	0.1	0.4	0.1	0.3 r	0.7
Tuvalu	869	1.7	1.4	0.6	0.7	0.0	0.4	0.1	0.2	0.1	0.0	0.0 r	0.0
Vanuatu	846	49.5	17.5	15.7	19.0	0.3	14.4	1.2	0.4	0.3	0.4	0.3 r	0.3
Vietnam	582	2,943.2	572.9	696.5	684.1	901.7	660.8	3,346.3	748.9	805.4	813.7	920.9 r	806.3
Asia n.s.	598	55.0	21.3	19.6	20.5	0.3	14.6	3.8	1.4	1.5	1.5	0.8 r	0.0
Europe	170	1,471.3	306.9	283.8	290.7	550.7	346.1	2,346.3	459.4	677.1	575.9	552.0	541.4
Emerg. & Dev. Europe	903	1,114.3	169.8	154.7	190.7	495.2	273.6	2,136.2	430.3	647.2	509.1	492.0	488.0
Albania	914	2.0	0.3	0.2	0.9	0.6	0.4	1.9	0.1	0.2	0.3	0.6 r	0.7
Bosnia and Herzegovina	963	6.5	0.2	0.0	0.3	6.0	0.1	19.1	1.9	4.2	4.9	5.2 r	4.7
Bulgaria	918	57.1	1.5	2.0	37.9	12.0	5.2	51.3	11.4	12.7	11.0	10.8 r	16.8
Croatia	960	17.1	0.7	6.2	0.5	6.2	4.2	23.2	4.0	5.1	7.1	6.3 r	4.7
Hungary	944	118.6	4.6	5.1	6.0	101.0	6.5	439.8	102.5	109.1	111.9	106.4 r	112.4
Macedonia, FYR	962	2.3	0.1	0.1	0.5	1.5	0.2	6.4	1.5	1.6	1.4	1.5 r	2.0
Montenegro	943	0.1	0.0	0.0	0.0	0.0	0.3	0.1	0.1	0.2	0.0 r	0.0
Poland	964	372.7	56.5	57.7	50.4	186.0	78.6	660.0	137.9	142.7	168.3	181.4 r	167.6
Romania	968	55.9	7.9	6.6	9.3	28.8	11.1	190.4	27.1	96.1	27.4	36.2 r	30.6
Serbia, Republic of	942	5.5	0.4	0.2	0.2	4.7	0.3	16.8	4.3	3.4	4.2	4.1 r	5.0
Turkey	186	476.6	97.6	76.5	84.7	148.3	167.1	727.1	139.4	271.8	172.4	139.5 r	143.4
CIS	901	357.0	137.2	129.1	100.0	55.5	72.4	210.1	29.1	29.9	66.8	60.0	53.4
Armenia	911	0.6	0.0	0.3	0.2	0.1	0.1	0.2	0.1	0.0	0.0	0.1 r	0.1
Azerbaijan, Rep. of	912	2.5	1.0	0.4	0.7	0.0	1.4	0.2	0.1	0.0	0.1	0.1 r	0.0
Belarus	913	0.8	0.0	0.0	0.0	0.7	0.0	2.2	0.6	0.6	0.5	0.6 r	0.5
Georgia	915	2.9	0.3	1.0	0.7	0.4	0.8	3.2	0.7	1.4	0.5	0.7 r	0.6
Kazakhstan	916	9.0	7.1	2.9	3.0	0.1	3.0	1.5	0.4	0.4	0.3	0.2 r	0.6
Kyrgyz Republic	917	1.4	0.4	0.1	0.5	0.0	0.7	0.0	0.0	0.0	0.0	0.0 r	0.0
Moldova	921	0.2	0.0	0.0	0.0	0.2	0.9	0.2	0.3	0.2	0.2 r	0.2
Russian Federation	922	316.3	93.7	109.8	93.0	48.6	64.9	162.6	23.1	17.2	55.0	48.6 r	41.7
Tajikistan	923	0.1	0.0	0.0	0.0	0.1	0.0	0.0	0.0	0.0	0.0
Turkmenistan	925	0.3	0.0	0.2	0.1	0.0	0.1	1.6	0.0	0.2	1.5	0.0 r	0.0
Ukraine	926	22.8	33.7	14.4	1.8	5.3	1.3	37.5	3.6	9.8	8.7	9.5 r	9.6
Uzbekistan	927	0.1	1.0	0.0	0.1	0.0	0.0	0.0	0.4	0.0	0.0	0.0 r
Mid East, N Africa, Pak	440	5,701.8	1,873.6	1,603.8	1,683.4	764.0	1,650.6	3,259.9	737.4	746.5	940.9	749.2	823.4
Afghanistan, I.R. of	512	8.4	0.3	0.3	7.9	0.1	0.2	0.2	0.2	0.0	0.1	0.1 r	0.0
Algeria	612	57.6	1.1	0.7	3.2	52.8	0.9	241.3	0.0	2.2	47.7	52.8 r	138.7
Bahrain, Kingdom of	419	430.8	137.6	127.8	132.2	10.9	159.9	46.0	11.5	13.8	11.3	12.5 r	8.4
Djibouti	611	3.3	0.3	0.7	0.7	0.6	1.2	0.6	0.1	0.0	0.0	0.4 r	0.2
Egypt	469	250.0	100.2	97.7	99.0	5.8	47.5	25.9	6.6	6.2	6.4	6.3 r	7.0
Iran, I.R. of	429	55.2	6.7	17.4	16.4	5.4	16.0	73.6	5.4	7.9	25.0	14.9 r	25.7
Iraq	433	24.1	3.7	3.0	16.5	0.0	4.6	0.0	0.0	0.0	0.0	0.0 r	0.0
Jordan	439	124.9	44.2	41.5	53.8	11.1	18.5	23.4	2.5	3.0	5.2	11.7 r	3.5
Kuwait	443	399.1	144.9	121.3	154.6	7.7	115.4	7.5	0.3	0.5	0.6	0.2 r	6.3
Lebanon	446	27.6	11.4	8.9	8.0	3.2	7.5	13.0	2.9	3.5	3.2	3.2 r	3.1
Libya	672	1.6	0.4	0.4	1.2	0.0	0.0	0.0
Mauritania	682	7.0	1.0	1.8	2.0	0.1	3.0	0.1	0.0	0.0	0.0	0.1 r	0.0
Morocco	686	22.3	2.0	3.3	4.8	9.6	4.7	48.8	11.5	18.6	10.3	9.5 r	10.4
Oman	449	287.6	83.9	88.8	87.1	12.5	99.2	26.4	2.2	1.5	10.1	3.3 r	11.5
Pakistan	564	435.3	151.2	105.2	85.2	61.6	183.3	243.2	45.7	57.5	66.3	45.5 r	73.8
Qatar	453	376.0	105.1	94.3	87.2	78.4	116.0	237.4	54.3	50.1	84.4	60.1 r	42.7

Australia (193)

In Millions of U.S. Dollars

		Exports (FOB)						Imports (FOB)					
		2016	2015Q4	2016Q1	2016Q2	2016Q3	2016Q4	2016	2015Q4	2016Q1	2016Q2	2016Q3	2016Q4
Saudi Arabia	456	974.0	434.6	365.4	261.6	76.6	270.3	323.8	82.6	93.7	81.7	76.9 r	71.5
Somalia	726	0.4	0.0	0.2	0.0	0.0	0.1	0.4	0.1	0.1	0.1 r	0.1
Sudan	732	5.6	1.0	1.5	2.7	0.0	1.4	380.6	190.8	180.0	200.1	0.0 r	0.5
Syrian Arab Republic	463	1.1	0.4	0.5	0.1	0.3	0.2	1.1	0.3	0.3	0.4	0.3 r	0.2
Tunisia	744	12.6	1.4	0.6	2.0	7.5	2.4	23.4	5.2	5.5	5.7	7.2 r	5.0
United Arab Emirates	466	2,056.0	583.1	485.5	577.2	419.6	573.6	1,543.0	315.2	302.0	382.3	444.1 r	414.7
Yemen, Republic of	474	141.6	59.3	37.0	79.9	0.0	24.6	0.0	0.0	0.0 r
Sub-Saharan Africa	603	1,587.4	382.4	368.4	383.3	456.4	379.3	1,400.4	713.9	343.1	252.7	398.9	405.8
Angola	614	2.6	1.0	0.9	1.0	0.1	0.6	10.0	10.0	0.0	10.0	0.0 r	0.0
Benin	638	0.6	0.2	0.3	0.1	0.1	0.0	0.0
Botswana	616	0.7	2.5	0.1	0.1	0.2	0.2	0.6	0.0	0.2	0.3	0.0 r	0.1
Burkina Faso	748	7.3	6.3	1.8	1.8	3.7	0.0	0.0	0.0	0.0	0.0
Burundi	618	0.1	0.0	0.1	0.0	0.4	0.1	0.1	0.1	0.0 r	0.2
Cabo Verde	624	0.1	0.1	158.6	405.9	158.5	0.0	0.1
Cameroon	622	2.8	2.5	1.1	1.0	0.0	0.7	0.6	0.1	0.0	0.1	0.0 r	0.4
Central African Rep.	626	2.7	0.1	2.3	0.0	0.0	0.4
Chad	628	1.3	0.2	0.2	1.1	0.0	0.0	0.0	0.0	0.0	0.0
Congo, Dem. Rep. of	636	2.1	1.4	0.9	0.3	0.1	0.7	0.2	0.0	0.0	0.1 r	0.0
Congo, Republic of	634	45.3	0.4	0.3	0.2	44.8	0.0	240.2	0.0	51.2	122.9	66.1 r	0.0
Côte d'Ivoire	662	15.2	2.4	3.9	3.8	4.1	3.4	15.2	3.1	4.1	3.9	4.1 r	3.1
Equatorial Guinea	642	27.8	0.1	0.0	27.8	0.0	65.3	15.9	0.0	3.9	27.8 r	33.6
Eritrea	643	1.4	1.1	0.3	0.6	0.0	0.5	0.0	0.0	0.0	0.0 r	0.0
Ethiopia	644	10.6	0.3	1.4	1.0	8.0	0.3	17.4	4.9	2.6	4.2	7.2 r	3.4
Gabon	646	137.8	0.3	0.3	0.5	136.7	0.3	461.4	62.2	98.0	80.0	140.2 r	143.3
Ghana	652	63.2	11.1	11.5	22.8	1.2	27.6	8.2	1.3	2.1	2.6	1.9 r	1.5
Guinea	656	2.5	1.0	0.7	0.9	0.0	0.8	0.1	0.0	0.0	0.0	0.0 r	0.1
Kenya	664	40.6	11.2	8.9	12.8	6.4	12.5	22.8	7.1	5.9	5.5	6.6 r	4.8
Lesotho	666	0.5	0.0	0.1	0.2	0.2	0.8	0.3	0.2	0.1	0.2 r	0.2
Liberia	668	0.6	0.5	0.2	0.2	0.0	0.2	0.0	0.0	0.0	0.0	0.0 r
Madagascar	674	6.4	1.6	0.6	1.5	1.6	2.7	7.8	1.3	1.9	1.5	2.0 r	2.6
Malawi	676	9.3	0.1	6.2	2.8	0.0	0.3	0.0	0.3	0.0
Mali	678	6.8	3.3	2.1	2.7	0.1	1.9	3.4	1.3	1.7	1.3	0.3 r	0.1
Mauritius	684	52.1	19.4	12.8	16.4	5.3	17.6	20.1	4.1	5.5	4.2	5.6 r	4.8
Mozambique	688	215.3	69.3	76.5	69.8	0.4	68.6	0.8	0.3	0.1	0.1	0.4 r	0.2
Namibia	728	6.8	2.2	1.8	1.2	1.5	2.3	7.1	2.1	2.2	2.0	1.2 r	1.8
Niger	692	1.8	0.1	1.1	0.4	0.1	0.2	1.2	0.2	0.4	0.3	0.1 r	0.4
Nigeria	694	113.5	36.1	36.1	39.3	0.2	38.1	0.9	0.0	0.2	0.4	0.2 r	0.1
Rwanda	714	1.5	0.2	0.0	0.6	0.2	0.8	1.1	0.9	0.2	0.2	0.1 r	0.6
São Tomé & Príncipe	716	0.0	0.0	0.1	0.0	0.0	0.0	0.0 r	0.1
Senegal	722	12.6	4.7	2.6	3.0	0.0	6.9	1.8	0.1	0.2	1.4	0.1 r	0.2
Seychelles	718	4.1	1.0	0.6	1.0	0.6	1.9	1.5	0.4	0.3	0.2	0.6 r	0.4
Sierra Leone	724	1.6	1.2	0.2	0.3	0.8	0.3	1.8	0.2	0.3	0.2	0.8 r	0.5
South Africa	199	742.3	188.1	179.1	181.9	213.5	167.8	331.3	188.9	131.3 r	200.0
South Sudan, Rep. of	733	0.2	0.0	0.1	0.1	0.0	0.0	0.1	0.6	0.1	0.0	0.0 r	0.0
Swaziland	734	0.8	0.1	0.0	0.0	0.7	0.0	2.5	0.3	0.3	0.6	0.5 r	1.1
Tanzania	738	30.9	9.0	9.6	9.1	0.9	11.3	4.2	0.9	1.2	1.1	1.0 r	1.0
Togo	742	2.8	0.6	0.8	1.1	0.9	7.8	0.0	3.3	4.5	0.0
Uganda	746	4.7	0.6	0.7	0.6	0.4	3.0	2.4	0.3	1.9	0.2	0.2 r	0.1
Zambia	754	5.9	1.6	1.7	1.9	0.0	2.3	0.4	0.0	0.1	0.2	0.0 r	0.2
Zimbabwe	698	1.5	0.2	0.5	0.6	0.2	0.2	0.3	0.2	0.2 r	0.1
Africa n.s.	799	0.4	0.2	0.1	0.2	0.1	0.0	1.8	0.5	0.4	0.7	0.7
Western Hemisphere	205	2,378.8	544.9	411.0	405.5	1,020.4	541.9	3,964.9	983.8	993.9	909.0	1,070.5	991.6
Antigua and Barbuda	311	0.4	0.1	0.1	0.1	0.1	0.8	0.0	0.2	0.2	0.2 r	0.2
Argentina	213	270.9	82.7	19.7	37.2	179.6	34.4	455.8	171.4	124.4	89.3	139.1 r	102.9
Bahamas, The	313	3.4	0.5	1.8	1.2	0.1	0.4	1.9	1.1	0.6	0.7	0.0 r	0.6
Barbados	316	2.8	0.5	0.4	0.8	0.9	0.7	1.7	0.3	0.3	0.1	0.9 r	0.5
Belize	339	0.7	0.1	0.3	0.3	0.1	0.0	0.6	0.3	0.1	0.3	0.1 r	0.1
Bermuda	319	0.5	0.1	0.1	0.1	0.1	0.1	0.3	0.7	0.0	0.0	0.1 r	0.1
Bolivia	218	3.4	0.5	0.2	0.3	2.4	0.5	10.2	3.8	2.3	2.8	2.4 r	2.8
Brazil	223	742.5	212.8	138.1	149.9	148.9	305.6	578.8	131.9	126.9	136.6	167.8 r	147.5

Australia (193)

In Millions of U.S. Dollars

		Exports (FOB)						Imports (FOB)					
		2016	2015Q4	2016Q1	2016Q2	2016Q3	2016Q4	2016	2015Q4	2016Q1	2016Q2	2016Q3	2016Q4
Chile	228	351.6	69.8	69.9	69.9	105.5	106.4	448.8	74.6	135.7	83.9	158.0 r	71.3
Colombia	233	43.3	4.7	10.3	7.2	16.8	9.0	55.7	17.2	12.0	12.6	15.7 r	15.4
Costa Rica	238	32.2	1.2	1.4	2.8	25.9	2.1	85.7	20.9	18.2	20.1	26.4 r	20.9
Dominica	321	0.3	0.2	0.1	0.0	0.1	0.2	0.1	0.0	0.1	0.1 r	0.1
Dominican Republic	243	14.2	2.4	1.4	1.5	10.3	1.0	53.7	6.6	25.9	8.4	9.8 r	9.5
Ecuador	248	16.2	1.5	2.8	4.3	6.1	3.0	23.2	8.7	4.9	5.5	7.2 r	5.6
El Salvador	253	14.3	3.8	2.9	4.0	3.6	3.9	7.7	1.5	1.4	1.6	3.4 r	1.3
Falkland Islands	323	0.1	0.0	0.1	0.0	0.0	0.0	0.0	0.0 r	0.0
Grenada	328	0.0	0.1	0.0	0.0	0.0	0.1	0.0	0.1	0.0 r	0.0
Guatemala	258	7.6	2.1	0.7	0.6	4.8	1.4	13.4	1.8	2.7	3.9	4.6 r	2.1
Guyana	336	1.5	0.7	0.5	0.2	0.1	0.8	0.3	0.1	0.1	0.0	0.1 r	0.1
Haiti	263	2.1	0.3	1.2	0.0	0.7	0.2	1.8	0.4	0.3	0.3	0.7 r	0.4
Honduras	268	6.8	0.1	0.1	0.1	6.5	0.1	19.3	9.4	4.6	5.6	6.2 r	2.9
Jamaica	343	8.4	7.0	3.0	2.2	0.4	2.8	1.4	0.3	0.4	0.3	0.2 r	0.5
Mexico	273	697.9	121.2	134.0	89.8	435.0	39.1	1,889.8	503.6	467.8	437.7	456.1 r	528.2
Netherlands Antilles	353	1.3	0.1	0.2	0.0	0.2	0.9	0.1	0.0	0.1	0.0	0.0
Nicaragua	278	5.8	0.4	0.1	0.5	4.5	0.7	16.5	2.0	2.5	5.2	5.0 r	3.9
Panama	283	25.7	8.6	4.0	9.4	1.0	11.4	5.1	0.6	0.9	1.5	1.6 r	1.2
Paraguay	288	1.3	0.2	0.2	0.2	0.8	0.1	3.0	0.4	1.2	0.5	0.7 r	0.6
Peru	293	95.3	16.2	9.9	16.9	58.1	10.4	259.9	16.4	53.7	85.2	56.3 r	64.7
St. Kitts and Nevis	361	0.4	0.1	0.1	0.1	0.0	0.2	0.1	0.0	0.0	0.0 r	0.0
St. Lucia	362	0.7	0.4	0.3	0.1	0.0	0.3	0.0	0.0	0.0 r	0.0
St. Vincent & Grens.	364	0.1	0.1	0.0	0.0	0.0	0.0	0.0	0.0
Suriname	366	0.7	0.2	0.4	0.2	0.0	0.1	0.4	0.1	0.2	0.0	0.0 r	0.1
Trinidad and Tobago	369	11.3	2.0	3.4	2.2	1.4	4.3	6.7	2.9	2.3	1.1	1.5 r	1.9
Uruguay	298	10.6	2.1	1.3	2.9	5.2	1.3	16.1	4.4	2.7	3.6	4.9 r	4.9
Venezuela, Rep. Bol.	299	2.2	2.1	0.8	0.4	0.2	0.8	0.7	0.2	0.1	0.2	0.1 r	0.3
Western Hem. n.s.	399	2.4	0.2	1.2	0.2	1.0	0.1	5.1	2.2	1.7	1.4	1.1 r	0.9
Other Countries n.i.e	910	3.1	0.1	0.2	0.3	2.2	0.4	8.6	2.5	1.8	2.7	2.2	1.9
Cuba	928	3.1	0.1	0.2	0.3	2.2	0.4	8.6	2.5	1.8	2.7	2.2 r	1.9
Special Categories	899	1,035.7	261.9	252.3	299.2	173.8	310.3	618.5	188.1	180.9	159.2	117.4 r	161.0
Countries & Areas n.s.	898	3,853.6	1,025.2	990.2	1,107.1	483.5	1,272.7	1,756.8	1,036.4	474.9	290.4	423.0 r	568.6
Memorandum Items													
Africa	605	1,695.9	389.3	377.1	398.6	527.1	393.1	2,095.6	921.0	549.5	516.5	468.9	560.7
Middle East	405	5,149.4	1,715.3	1,489.4	1,574.9	631.7	1,453.4	2,321.2	483.8	482.5	610.5	633.6	594.6
European Union	998	19,674.9	2,391.6	2,901.2	4,074.4	9,413.4	3,285.9	36,673.3	8,907.6	8,495.9	9,156.3	9,617.2	9,403.9
Export earnings: fuel	080	5,659.1	1,724.8	1,521.9	1,588.1	1,027.9	1,521.3	3,738.6	690.6	672.8	1,007.5	1,020.2	1,038.0
Export earnings: nonfuel	092	185,617.5	43,234.1	39,544.6	43,616.1	48,374.5	54,082.3	186,518.1	50,146.0	43,509.8	45,470.4	49,399.4	48,138.5

Austria (122)

In Millions of U.S. Dollars

		Exports (FOB)						Imports (CIF)					
		2016	2015Q4	2016Q1	2016Q2	2016Q3	2016Q4	2016	2015Q4	2016Q1	2016Q2	2016Q3	2016Q4
IFS World		37,205.7	35,611.2	38,042.3	35,807.3	37,548.2	37,038.0	37,796.0	36,955.0
World	001	152,208.9	38,967.3	37,059.1	39,729.4	37,500.3	37,920.1	157,617.5	39,554.0	38,949.5	39,970.1	39,062.6	39,635.3
Advanced Economies	110	118,254.4	29,975.1	28,973.0	30,810.7	29,221.9	29,248.7	128,451.9	32,159.0	32,109.3	32,727.6	31,588.1	32,026.9
Euro Area	163	80,476.2	20,491.6	19,804.3	21,147.2	19,661.4	19,863.3	100,922.6	25,097.6	24,508.0	26,041.3	25,122.0	25,251.2
Belgium	124	1,896.0	483.1	505.5	493.0	452.2	445.2	3,420.6	853.0	854.3	905.9	840.5	819.8
Cyprus	423	60.0	12.9	13.8	18.6	12.4	15.2	34.3	9.5	10.7	9.5	8.2	5.9
Estonia	939	172.9	34.4	51.5	45.6	37.0	38.8	49.3	12.1	12.4	14.1	11.1	11.7
Finland	172	607.6	140.8	135.0	176.7	144.2	151.6	500.9	156.3	117.5	129.5	131.5	122.5
France	132	6,051.3	2,437.7	1,485.2	1,516.5	1,367.0	1,682.6	3,908.8	991.0	978.2	1,052.6	914.5	963.5
Germany	134	45,504.1	10,991.1	11,291.3	12,023.6	11,289.6	10,899.5	67,009.4	16,510.2	16,260.8	17,149.0	16,845.0	16,754.6
Greece	174	474.4	100.3	122.0	119.0	108.2	125.2	169.4	36.9	42.6	46.0	42.7	38.2
Ireland	178	295.3	73.3	81.4	71.3	70.4	72.2	597.6	158.0	138.3	137.1	127.5	194.8
Italy	136	9,448.2	2,268.1	2,335.4	2,494.7	2,257.8	2,360.3	9,377.5	2,481.9	2,291.2	2,524.5	2,247.5	2,314.4
Latvia	941	153.3	41.3	38.0	35.5	33.5	46.4	38.3	11.2	9.4	10.3	8.9	9.6
Lithuania	946	212.9	52.1	49.9	51.3	55.7	56.0	105.2	22.2	24.6	24.0	28.2	28.5
Luxembourg	137	174.1	47.9	42.4	50.1	43.1	38.5	402.3	88.2	94.7	105.8	103.5	98.4
Malta	181	45.4	14.2	11.6	12.7	9.0	12.2	17.9	5.4	3.1	4.9	4.5	5.3
Netherlands	138	2,581.7	611.2	647.6	674.4	631.0	628.6	6,374.7	1,543.3	1,562.4	1,584.8	1,595.4	1,632.1
Portugal	182	357.4	94.8	94.2	97.2	81.4	84.6	322.5	64.9	81.4	96.2	73.6	71.3
Slovak Republic	936	6,725.2	1,695.6	1,487.8	1,744.5	1,669.3	1,823.6	3,997.5	1,003.6	882.7	997.8	1,052.5	1,064.5
Slovenia	961	2,996.6	786.1	718.2	770.7	754.3	753.4	2,379.7	597.0	575.3	650.2	577.0	577.2
Spain	184	2,719.7	606.6	693.4	751.6	645.1	629.6	2,216.6	552.9	568.5	599.4	509.9	538.8
Australia	193	1,181.8	234.5	232.0	283.4	332.5	333.9	100.0	25.1	17.3	24.1	23.5	35.1
Canada	156	1,085.5	281.9	256.0	283.8	270.9	274.7	249.2	60.2	72.1	53.0	58.2	65.9
China,P.R.: Hong Kong	532	534.9	144.1	137.6	131.6	131.4	134.3	112.4	33.4	58.8	16.1	20.4	17.1
China,P.R.: Macao	546	2.3	0.6	0.5	0.9	0.6	0.3	0.3	0.0	0.1	0.0	0.2	0.0
Czech Republic	935	5,335.2	1,361.3	1,281.6	1,392.1	1,311.7	1,349.8	6,917.3	1,743.1	1,655.5	1,758.9	1,704.3	1,798.6
Denmark	128	815.8	189.3	216.6	220.2	190.7	188.3	678.5	200.1	174.9	157.7	168.5	177.4
Iceland	176	26.6	4.8	6.3	5.9	6.6	7.8	2.9	0.7	0.7	0.9	0.7	0.6
Israel	436	373.2	88.7	90.0	94.4	95.2	93.7	100.5	27.9	22.6	23.9	25.0	29.1
Japan	158	1,469.8	404.1	353.3	381.8	354.3	380.4	1,101.3	235.9	251.3	288.0	295.7	266.3
Korea, Republic of	542	964.6	250.0	201.3	238.8	266.4	258.0	687.0	205.2	166.7	178.2	171.0	171.0
New Zealand	196	128.0	31.7	24.2	36.7	31.3	35.8	23.5	5.2	3.4	5.6	7.3	7.1
Norway	142	465.6	116.9	116.8	120.5	112.4	115.8	85.8	23.4	21.3	25.6	22.4	16.5
San Marino	135	10.3	3.2	3.3	2.9	2.4	1.8	16.9	5.2	4.4	5.6	3.5	3.3
Singapore	576	417.1	106.6	105.5	102.7	113.0	96.0	108.3	11.8	15.8	27.1	34.0	31.4
Sweden	144	1,655.2	425.1	408.0	464.7	391.0	391.5	1,392.6	346.4	355.5	368.2	333.4	335.5
Switzerland	146	8,656.2	2,087.4	2,097.4	2,194.6	2,277.0	2,087.2	8,834.1	2,482.5	2,232.5	2,193.8	2,123.8	2,284.1
Taiwan Prov.of China	528	456.1	137.8	96.8	110.3	122.6	126.4	516.8	118.5	129.8	124.8	131.9	130.3
United Kingdom	112	4,689.7	1,286.3	1,152.8	1,217.8	1,201.7	1,117.4	2,972.1	761.2	688.6	790.9	723.8	768.7
United States	111	9,509.5	2,329.1	2,388.5	2,380.4	2,348.3	2,392.3	3,629.8	775.4	1,730.1	643.6	618.4	637.8
Vatican	187	0.9	0.1	0.1	0.1	0.6	0.1	0.1	0.1	0.0	0.0	0.0	0.0
Emerg. & Dev. Economies	200	33,867.9	8,971.4	8,068.1	8,895.8	8,255.6	8,648.5	29,162.9	7,394.4	6,839.3	7,242.0	7,473.9	7,607.6
Emerg. & Dev. Asia	505	6,271.6	1,496.0	1,399.5	1,646.1	1,603.8	1,622.2	9,913.8	2,442.7	2,361.4	2,428.0	2,528.6	2,595.8
Bangladesh	513	134.2	18.0	26.4	20.3	68.2	19.3	228.1	37.5	49.4	58.8	55.0	65.0
Bhutan	514	0.4	0.3	0.1	0.1	0.2	0.1	0.0	0.0	0.0	0.0	0.0	0.0
Brunei Darussalam	516	1.2	1.0	0.2	1.0	0.0	0.0	0.0	0.0	0.0	0.0	0.0	0.0
Cambodia	522	9.1	0.4	2.0	0.5	4.8	1.9	76.5	13.1	20.4	13.2	25.5	17.4
China,P.R.: Mainland	924	3,668.9	835.5	825.6	999.9	897.2	946.1	5,283.3	1,461.3	1,378.5	1,277.1	1,330.1	1,297.5
Fiji	819	1.1	0.1	0.5	0.1	0.1	0.4	0.0	0.0	0.0	0.0	0.0	0.0
F.T. French Polynesia	887	0.7	0.8	0.2	0.2	0.2	0.2	0.1	0.0	0.0	0.0	0.0	0.0
F.T. New Caledonia	839	3.3	0.9	1.4	1.0	0.5	0.5	0.0	0.0	0.0
Guam	829	0.1	0.0	0.0	0.0	0.1	0.1	0.0
India	534	891.3	216.2	203.2	225.1	233.5	229.5	531.8	111.9	141.0	137.7	137.5	115.6
Indonesia	536	254.2	59.6	53.6	71.7	62.5	66.3	79.2	19.5	20.5	19.1	21.5	18.2
Lao People's Dem.Rep	544	9.7	14.5	1.0	0.5	4.3	3.9	0.3	0.1	0.0	0.2	0.0	0.1
Malaysia	548	536.4	148.6	128.1	138.1	139.2	131.0	178.0	44.1	43.9	45.0	44.9	44.2
Maldives	556	8.1	1.7	3.3	1.6	1.7	1.5	0.0	0.0	0.0	0.0	0.0	0.0
Marshall Islands	867	0.3	0.1	0.2	0.1	0.0	0.0	0.0	0.3	0.0
Mongolia	948	13.1	18.2	2.6	3.5	4.5	2.6	3.0	1.0	1.3	0.8	0.4	0.6

Austria (122)

In Millions of U.S. Dollars

		Exports (FOB)						Imports (CIF)					
		2016	2015Q4	2016Q1	2016Q2	2016Q3	2016Q4	2016	2015Q4	2016Q1	2016Q2	2016Q3	2016Q4
Myanmar	518	16.3	6.4	3.0	6.3	1.5	5.5	37.9	6.5	5.2	8.9	13.0	10.8
Nepal	558	5.6	0.6	1.0	1.6	0.5	2.4	2.9	0.7	0.3	0.7	0.9	1.0
Papua New Guinea	853	1.9	0.2	0.4	0.6	0.3	0.7	0.8	0.4	0.1	0.5	0.1	0.1
Philippines	566	132.5	31.5	26.2	34.6	33.5	38.2	99.4	23.0	23.8	27.1	24.9	23.6
Samoa	862	0.5	0.0	0.1	0.2	0.1	0.0	0.0
Solomon Islands	813	0.1	0.1	0.0	0.1
Sri Lanka	524	54.4	15.4	14.1	10.8	12.5	17.0	40.2	9.2	10.1	10.2	10.7	9.2
Thailand	578	310.5	73.3	75.4	81.8	74.7	78.7	447.6	98.0	92.0	107.3	128.5	119.8
Vietnam	582	217.4	52.5	30.9	46.8	63.7	76.0	2,904.4	616.0	574.6	721.4	735.6	872.7
Asia n.s.	598	0.3	0.1	0.0	0.1	0.0	0.2	0.1	0.0	0.1	0.0	0.0	0.0
Europe	170	20,648.8	5,523.5	4,965.4	5,444.1	5,066.9	5,172.4	16,637.4	4,058.6	3,845.5	4,155.0	4,280.7	4,356.2
Emerg. & Dev. Europe	903	17,289.2	4,424.2	4,204.8	4,542.9	4,257.2	4,284.3	12,946.1	3,133.6	3,056.2	3,436.4	3,232.8	3,220.7
Albania	914	57.9	20.9	15.0	16.1	14.2	12.6	8.7	5.0	2.4	2.1	1.7	2.5
Bosnia and Herzegovina	963	394.4	94.6	100.0	103.6	95.9	95.0	562.7	127.8	132.9	148.1	147.2	134.5
Bulgaria	918	757.6	207.7	192.2	203.1	180.2	182.0	485.4	119.5	104.4	134.2	117.7	129.1
Croatia	960	1,424.3	404.0	365.1	382.1	352.8	324.4	699.3	155.6	147.6	172.8	184.6	194.3
Faroe Islands	816	1.7	0.1	0.2	0.3	0.6	0.5	0.0	0.0	0.0	0.0	0.0	0.0
Gibraltar	823	1.6	0.8	0.1	0.6	0.3	0.6	0.1	0.0	0.0	0.0	0.0	0.0
Hungary	944	5,057.3	1,216.1	1,209.5	1,308.4	1,284.2	1,255.1	4,114.9	1,020.4	978.0	1,113.8	1,054.1	968.9
Kosovo	967	51.6	11.9	10.7	15.8	12.8	12.3	8.1	1.9	1.4	2.2	1.6	2.9
Macedonia, FYR	962	125.7	35.8	28.4	37.2	31.3	28.8	70.4	20.4	17.8	18.3	17.8	16.5
Montenegro	943	46.3	10.0	8.4	15.1	12.8	10.0	11.4	0.5	0.8	5.9	2.2	2.5
Poland	964	4,644.7	1,213.8	1,167.9	1,205.1	1,104.1	1,167.6	3,389.6	796.3	797.9	859.9	855.0	876.8
Romania	968	2,495.9	645.7	619.1	619.8	614.3	642.7	1,423.6	354.7	355.5	372.8	348.8	346.5
Serbia, Republic of	942	694.8	156.8	150.4	196.3	176.8	171.3	468.4	125.1	111.0	120.2	122.6	114.7
Turkey	186	1,535.4	406.1	337.8	439.5	376.7	381.4	1,703.4	406.4	406.6	486.0	379.5	431.4
CIS	901	3,353.6	1,096.8	759.5	900.6	807.9	885.7	3,691.0	925.1	789.2	718.5	1,047.8	1,135.5
Armenia	911	16.4	6.2	5.6	4.1	3.9	2.8	1.9	0.5	0.6	1.0	0.2	0.1
Azerbaijan, Rep. of	912	65.1	20.1	24.3	17.6	10.6	12.5	176.6	11.9	5.1	30.4	54.4	86.7
Belarus	913	128.4	45.6	32.5	29.4	33.7	32.8	31.1	6.5	8.0	7.0	7.1	9.0
Georgia	915	74.9	22.8	14.5	21.3	12.8	26.4	1.4	0.1	0.3	0.2	0.4	0.4
Kazakhstan	916	262.5	72.8	35.3	144.7	33.2	49.3	721.5	203.9	153.3	92.6	203.6	271.9
Kyrgyz Republic	917	11.2	4.0	2.0	3.6	3.2	2.4	0.3	0.0	0.0	0.0	0.0	0.2
Moldova	921	83.4	20.2	19.4	20.3	23.8	19.9	34.5	10.8	6.6	6.0	8.9	13.0
Russian Federation	922	2,160.0	741.8	496.6	511.4	544.1	607.8	2,228.4	561.0	481.9	470.9	658.7	616.9
Tajikistan	923	5.7	2.3	1.1	1.6	1.7	1.4	0.0	0.0	0.0	0.0
Turkmenistan	925	39.9	15.2	13.0	13.4	8.1	5.4	1.6	1.6	0.2	0.0	1.4	0.0
Ukraine	926	461.5	111.8	103.2	120.6	123.4	114.3	492.7	127.8	132.7	110.2	112.7	137.0
Uzbekistan	927	44.8	34.0	12.2	12.7	9.2	10.7	1.1	0.8	0.3	0.2	0.3	0.3
Europe n.s.	884	6.0	2.5	1.1	0.6	1.9	2.4	0.3	0.0	0.1	0.0	0.1	0.0
Mid East, N Africa, Pak	440	3,322.7	973.7	812.4	894.7	716.2	899.3	1,605.9	523.1	350.0	365.6	449.7	440.6
Afghanistan, I.R. of	512	8.1	1.8	1.1	2.3	2.4	2.2	0.3	0.1	0.1	0.1	0.0	0.1
Algeria	612	226.3	74.3	39.0	70.2	58.1	59.0	167.9	114.5	58.4	32.4	48.4	28.7
Bahrain, Kingdom of	419	32.5	8.1	6.2	6.9	11.7	7.7	33.7	8.7	8.5	11.6	8.2	5.4
Djibouti	611	0.9	0.5	0.1	0.3	0.2	0.3	0.0	0.0	0.0
Egypt	469	313.0	66.7	79.5	93.2	55.6	84.6	26.1	5.2	5.0	11.5	5.6	3.9
Iran, I.R. of	429	310.9	82.9	63.3	85.4	68.1	94.2	104.4	5.1	4.2	3.8	3.1	93.3
Iraq	433	107.4	40.1	30.9	31.5	14.0	31.0	231.9	98.4	26.7	38.8	104.4	62.0
Jordan	439	65.4	16.5	14.8	16.9	19.1	14.6	3.4	1.9	0.7	0.4	0.8	1.4
Kuwait	443	133.5	29.3	32.3	38.0	29.5	33.7	0.8	0.1	0.2	0.2	0.2	0.3
Lebanon	446	71.2	20.9	18.3	17.8	16.2	18.9	4.2	0.6	0.3	1.5	0.7	1.8
Libya	672	46.4	20.0	12.7	15.8	12.8	5.1	352.3	86.8	73.2	82.7	115.0	81.3
Mauritania	682	17.0	5.6	4.5	6.3	3.5	2.7	0.0	0.0	0.0	0.0
Morocco	686	128.0	39.5	28.3	31.3	34.0	34.4	81.4	20.9	23.6	22.0	15.5	20.3
Oman	449	99.4	40.5	21.0	34.1	15.9	28.5	1.4	0.3	0.4	0.5	0.3	0.2
Pakistan	564	130.8	30.0	30.0	41.1	26.4	33.3	76.6	17.6	17.4	23.9	18.7	16.7
Qatar	453	152.4	45.0	46.3	44.3	25.8	36.0	11.5	11.4	3.1	0.8	0.5	7.1
Saudi Arabia	456	648.1	189.4	163.0	143.6	149.5	192.0	182.2	48.8	3.1	57.8	65.4	55.8
Somalia	726	0.7	0.6	0.1	0.1	0.3	0.2	0.0	0.0	0.0	0.0	0.0	0.0
Sudan	732	14.8	5.3	4.3	2.1	3.3	5.2	0.0	0.0	0.0	0.0	0.0	0.0

Austria (122)

In Millions of U.S. Dollars

		Exports (FOB)						Imports (CIF)					
		2016	2015Q4	2016Q1	2016Q2	2016Q3	2016Q4	2016	2015Q4	2016Q1	2016Q2	2016Q3	2016Q4
Syrian Arab Republic	463	4.7	3.8	1.6	1.1	1.3	0.7	0.9	0.0	0.2	0.2	0.1	0.4
Tunisia	744	89.8	21.9	24.3	22.3	19.6	23.6	137.7	52.8	29.9	39.2	33.6	34.9
United Arab Emirates	466	710.6	228.8	187.7	187.6	146.8	188.5	188.9	49.5	94.7	38.1	29.2	26.9
West Bank and Gaza	487	1.9	0.3	0.5	0.6	0.3	0.6	0.5	0.3	0.1	0.1	0.1	0.2
Yemen, Republic of	474	8.8	1.9	2.7	1.9	1.8	2.3	0.0	0.0	0.0	0.0
Sub-Saharan Africa	603	958.8	270.6	209.8	241.3	248.4	259.3	269.4	132.1	88.7	75.1	58.1	47.4
Angola	614	56.5	18.2	3.4	22.0	12.0	19.2	27.6	20.0	13.2	0.2	10.6	3.6
Benin	638	14.8	6.5	2.1	4.5	3.8	4.5	0.0	0.0	0.0	0.0
Botswana	616	1.4	0.3	0.5	0.8	0.2	0.0	0.0	0.0	0.0	0.0	0.0	0.0
Burkina Faso	748	2.4	0.4	0.7	0.3	1.2	0.3	0.0	0.0	0.0	0.0	0.0
Burundi	618	0.3	0.0	0.2	0.0	0.0	0.0	0.4	0.0	0.4
Cabo Verde	624	1.3	0.1	0.2	0.2	0.7	0.2	0.0	0.0	0.0
Cameroon	622	5.9	1.3	0.6	0.8	3.2	1.3	0.2	0.0	0.0	0.1	0.1	0.0
Central African Rep.	626	0.6	0.0	0.4	0.0	0.2	0.1	0.0	0.0	0.0
Chad	628	5.4	1.3	4.3	0.7	0.3	0.1	0.0	0.0	0.0	0.0
Comoros	632	0.1	0.0	0.0	0.1
Congo, Dem. Rep. of	636	4.3	2.4	0.3	0.3	3.4	0.3	0.8	0.0	0.0	0.0	0.0	0.8
Congo, Republic of	634	3.1	0.4	0.6	0.7	1.0	0.8	43.2	55.3	22.7	20.3	0.2	0.0
Côte d'Ivoire	662	24.3	3.2	5.6	4.3	2.7	11.7	0.8	0.2	0.1	0.1	0.1	0.5
Equatorial Guinea	642	0.2	0.0	0.0	0.1	0.0	0.0	0.0
Eritrea	643	0.1	1.0	0.0	0.0	0.1	0.0	0.0	0.0
Ethiopia	644	22.2	5.1	4.2	8.5	4.5	5.1	1.5	0.2	0.1	0.3	0.5	0.5
Gabon	646	4.9	5.1	1.9	1.6	0.7	0.7	0.1	0.0	0.1	0.0	0.0
Gambia, The	648	0.5	0.4	0.1	0.2	0.2	0.1	0.0	0.0	0.0	0.0	0.0	0.0
Ghana	652	21.3	9.7	4.7	6.6	4.4	5.7	0.6	0.1	0.1	0.1	0.1	0.3
Guinea	656	3.2	0.5	0.1	0.4	0.3	2.4	0.0	0.0	0.0	0.0	0.0
Guinea-Bissau	654	0.1	0.1	0.0	0.0	0.0
Kenya	664	18.7	3.1	6.3	4.5	4.3	3.5	1.2	0.2	0.4	0.3	0.5	0.0
Liberia	668	3.7	0.9	0.8	1.6	1.1	0.2	0.6	0.0	0.0	0.6
Madagascar	674	1.6	0.3	0.3	0.3	0.2	0.8	0.4	0.2	0.1	0.1	0.1	0.1
Malawi	676	2.3	0.0	0.5	0.6	0.3	0.9	0.0	0.0	0.0	0.0	0.0
Mali	678	88.6	23.5	24.2	23.2	15.8	25.3	0.0	0.0	0.0	0.0	0.0	0.0
Mauritius	684	7.6	2.6	1.1	2.7	1.4	2.4	3.0	2.3	1.3	0.6	0.6	0.6
Mozambique	688	6.0	0.6	0.9	0.8	1.9	2.4	0.3	0.1	0.1	0.1	0.1	0.1
Namibia	728	7.6	8.6	3.5	1.3	1.3	1.5	0.7	0.1	0.2	0.1	0.1	0.2
Niger	692	0.6	0.1	0.1	0.3	0.0	0.2	0.1	0.1	0.0
Nigeria	694	75.5	32.9	19.4	21.3	13.2	21.7	0.9	0.2	0.1	0.2	0.2	0.4
Rwanda	714	1.2	0.5	0.7	0.2	0.1	0.2	6.5	1.6	1.7	1.8	1.5	1.5
São Tomé & Príncipe	716	0.3	0.0	0.0	0.2	0.0	0.1
Senegal	722	41.6	4.9	6.2	7.0	7.3	21.0	0.2	0.0	0.1	0.1	0.1	0.0
Seychelles	718	1.0	0.3	0.3	0.4	0.1	0.3	0.0	0.0	0.0	0.0	0.0	0.0
Sierra Leone	724	1.6	0.9	0.8	0.4	0.0	0.4	0.0	0.0	0.0	0.0	0.0
South Africa	199	492.4	123.6	107.9	115.6	149.7	119.3	178.6	51.4	48.3	49.8	42.3	38.2
South Sudan, Rep. of	733	1.9	0.6	0.4	0.7	0.7	0.2	0.0
Swaziland	734	0.2	0.1	0.0	0.0	0.1	0.1	0.0	0.0	0.0	0.0	0.0
Tanzania	738	10.4	5.3	2.5	2.0	3.6	2.3	0.9	0.1	0.1	0.1	0.2	0.5
Togo	742	1.6	0.6	0.5	0.3	0.3	0.5	0.0	0.0	0.0	0.0	0.0
Uganda	746	7.5	1.3	2.1	1.6	2.2	1.6	0.1	0.0	0.0	0.0	0.0	0.0
Zambia	754	11.3	0.7	0.8	3.9	5.2	1.3	0.1	0.0	0.0	0.0	0.0	0.0
Zimbabwe	698	2.5	0.3	0.5	0.5	0.7	0.8	0.4	0.0	0.1	0.2	0.1	0.0
Africa n.s.	799	0.0	3.1	0.0	0.0	0.0	0.0
Western Hemisphere	205	2,666.0	707.6	681.0	669.5	620.2	695.3	736.4	237.8	193.7	218.4	156.8	167.6
Anguilla	312	0.1	0.0	0.1	0.0	0.0	0.0	0.0	0.0
Antigua and Barbuda	311	0.3	0.1	0.1	0.0	0.1	0.1	0.0	0.0	0.0	0.0	0.0	0.0
Argentina	213	143.3	37.2	29.4	42.9	32.3	38.7	76.9	27.6	19.8	23.7	19.3	14.1
Aruba	314	0.6	0.3	0.1	0.3	0.1	0.1	0.1	0.0	0.1	0.0
Bahamas, The	313	10.1	2.4	3.9	3.3	1.9	1.0	0.0	0.0	0.0	0.0	0.0	0.0
Barbados	316	8.8	0.3	8.3	0.2	0.1	0.2	0.0	0.0	0.0	0.0
Belize	339	4.0	0.7	1.4	0.8	0.8	0.9	0.0	0.0	0.0	0.0	0.0	0.0
Bermuda	319	0.7	0.2	0.1	0.1	0.4	0.1	0.0	0.0	0.0	0.0

Austria (122)

In Millions of U.S. Dollars

		Exports (FOB)						Imports (CIF)					
		2016	2015Q4	2016Q1	2016Q2	2016Q3	2016Q4	2016	2015Q4	2016Q1	2016Q2	2016Q3	2016Q4
Bolivia	218	62.6	11.1	36.9	13.7	4.8	7.3	7.0	2.4	2.0	2.2	1.3	1.5
Brazil	223	641.7	140.1	162.8	167.5	155.5	155.9	150.8	57.2	33.0	35.1	37.2	45.5
Chile	228	206.7	50.9	44.5	65.5	42.8	53.9	76.2	20.2	15.5	19.8	21.0	19.9
Colombia	233	110.7	31.7	21.2	27.2	33.2	29.1	9.9	0.5	1.0	7.2	0.6	1.1
Costa Rica	238	25.2	5.9	6.3	7.4	5.4	6.1	0.6	0.3	0.1	0.1	0.3	0.1
Curacao	354	1.5	1.4	0.2	0.5	0.3	0.5	0.0	0.0	0.0
Dominica	321	0.4	0.0	0.3	0.1	0.0	0.0	0.0	0.0	0.0
Dominican Republic	243	13.0	2.6	2.5	3.5	5.2	1.8	0.7	0.1	0.1	0.2	0.2	0.2
Ecuador	248	36.1	7.7	8.7	12.7	7.0	7.7	0.8	0.2	0.4	0.2	0.1	0.2
El Salvador	253	6.9	2.1	1.9	2.5	1.1	1.5	0.3	0.2	0.1	0.0	0.1	0.1
Falkland Islands	323	0.3	0.0	0.2	0.0
Greenland	326	0.4	0.1	0.0	0.1	0.1	0.2
Grenada	328	0.1	0.0	0.0	0.0	0.0	0.1	0.0	0.0
Guatemala	258	21.6	4.7	5.6	4.6	5.0	6.4	1.0	0.1	0.5	0.1	0.2	0.1
Guyana	336	0.7	0.3	0.2	0.1	0.1	0.3	0.0	0.0	0.0	0.0	0.0
Haiti	263	1.5	0.4	0.2	0.5	0.4	0.5	0.1	0.0	0.0	0.0	0.0	0.0
Honduras	268	15.1	3.0	0.9	1.9	4.9	7.5	3.1	0.7	0.6	0.6	0.9	0.9
Jamaica	343	2.3	0.8	0.8	0.3	0.6	0.6	0.1	0.0	0.0	0.0	0.0	0.0
Mexico	273	1,067.4	259.2	272.3	259.1	274.5	261.4	285.6	110.2	96.5	92.4	45.0	51.6
Montserrat	351	0.1	0.0	0.0	0.0	0.0	0.0	0.0	0.0	0.0
Nicaragua	278	6.7	0.7	0.7	0.4	0.5	5.1	1.0	0.1	0.1	0.6	0.2	0.0
Panama	283	53.1	7.0	7.0	7.0	6.2	32.8	1.0	0.3	0.2	0.5	0.1	0.2
Paraguay	288	12.7	2.4	3.7	3.1	3.3	2.5	1.9	0.3	0.1	1.2	0.3	0.2
Peru	293	98.7	24.0	23.1	27.3	17.8	30.6	31.5	3.8	6.8	6.3	9.0	9.4
Sint Maarten	352	1.0	0.2	0.4	0.3	0.1	0.3	0.0	0.0	0.0	0.0	0.0
St. Kitts and Nevis	361	0.2	0.0	0.1	0.0	0.0	0.0
St. Lucia	362	0.2	0.3	0.1	0.0	0.0	0.1	0.0	0.0	0.0
St. Vincent & Grens.	364	1.2	0.1	0.5	0.1	0.7	0.0	0.0	0.0	0.0
Suriname	366	1.2	0.2	0.1	0.8	0.1	0.2	0.0	0.0	0.0	0.0	0.0	0.0
Trinidad and Tobago	369	5.5	2.0	1.0	1.3	2.1	1.0	0.6	0.0	0.0	0.0	0.6	0.0
Uruguay	298	17.5	5.7	3.1	5.0	5.2	4.1	77.5	13.3	16.8	18.3	20.0	22.3
Venezuela, Rep. Bol.	299	52.4	101.3	31.1	8.5	6.7	6.1	0.6	0.1	0.0	0.5	0.0	0.0
Western Hem. n.s.	399	33.5	0.6	1.2	0.6	0.8	30.9	9.0	0.0	0.0	8.9	0.0	0.1
Other Countries n.i.e	910	11.9	1.6	4.7	3.8	1.3	2.2	2.6	0.6	0.8	0.4	0.6	0.7
Cuba	928	9.9	1.5	2.6	3.8	1.3	2.2	2.0	0.6	0.5	0.4	0.3	0.7
Korea, Dem. People's Rep.	954	2.1	0.1	2.1	0.0	0.0	0.6	0.0	0.3	0.3	0.0
Special Categories	899	74.7	19.1	13.3	19.2	21.5	20.7
Countries & Areas n.s.	898	0.1	0.0	0.0	0.0	0.0
Memorandum Items													
Africa	605	1,434.5	417.7	310.1	373.3	366.6	384.5	656.4	320.3	200.7	168.8	155.6	131.3
Middle East	405	2,706.2	794.2	680.6	718.7	568.5	738.5	1,142.0	317.2	220.5	248.0	333.5	340.0
European Union	998	107,351.9	27,440.9	26,417.2	28,160.5	26,292.1	26,482.0	122,995.8	30,594.9	29,765.9	31,770.7	30,612.2	30,847.0
Export earnings: fuel	080	5,419.9	1,823.5	1,303.2	1,458.0	1,211.8	1,446.9	4,493.7	1,280.8	952.5	891.5	1,306.3	1,343.3
Export earnings: nonfuel	092	146,789.0	37,143.7	35,755.9	38,271.5	36,288.5	36,473.2	153,123.8	38,273.2	37,997.0	39,078.6	37,756.3	38,291.9

Azerbaijan, Republic of (912)

In Millions of U.S. Dollars

		Exports (FOB)						Imports (CIF)					
		2016	2015Q4	2016Q1	2016Q2	2016Q3	2016Q4	2016	2015Q4	2016Q1	2016Q2	2016Q3	2016Q4
IFS World		9,143.3	8,532.4
World	001	8,100.9	2,224.8	1,795.3	2,003.8	2,214.9	2,086.9	6,057.1	1,889.5	1,352.5	1,566.7	1,705.2	1,432.8
Advanced Economies	110	5,621.1	1,559.5	1,244.8	1,391.7	1,540.2	1,444.5	3,138.5	974.8	703.8	811.3	880.6	742.9
Euro Area	163	4,274.3	1,212.4	949.7	1,062.8	1,176.6	1,085.2	1,352.9	426.4	303.2	350.5	380.7	318.5
Austria	122	306.5	85.8 r	76.5 r	76.6 r	76.7 r	76.7 r	79.9	26.1 r	18.1 r	20.8 r	22.5 r	18.5 r
Belgium	124	9.8	2.7 r	2.4 r	2.5 r	2.5 r	2.5 r	46.7	13.0 r	9.6 r	11.9 r	13.6 r	11.7 r
Cyprus	423	0.0	0.0 r	0.0 r	0.0 r	0.0 r	0.0 r	9.8	2.4 r	2.4 r	2.4 r	2.4 r	2.4 r
Estonia	939	0.2	0.1 r	0.0 r	0.0 r	0.1 r	0.0 r	4.3	1.1 r	1.0 r	1.1 r	1.1 r	1.1 r
Finland	172	0.1	0.0 r	0.0 r	0.0 r	0.0 r	0.0 r	26.2	6.6 r	6.4 r	6.6 r	6.7 r	6.5 r
France	132	655.9	214.8 r	148.1 r	164.9 r	181.5 r	161.4 r	134.3	40.8 r	29.2 r	34.6 r	38.3 r	32.3 r
Germany	134	855.6	250.4 r	180.4 r	210.7 r	241.5 r	223.0 r	452.9	144.3 r	101.0 r	117.5 r	128.0 r	106.3 r
Greece	174	84.2	38.6 r	23.5 r	22.7 r	21.6 r	16.4 r	10.2	3.1 r	2.2 r	2.6 r	2.9 r	2.5 r
Ireland	178	52.2	13.1 r	13.1 r	13.1 r	13.1 r	13.1 r	8.3	2.8 r	1.9 r	2.2 r	2.3 r	1.9 r
Italy	136	1,623.1	488.7 r	348.2 r	401.8 r	455.9 r	417.2 r	404.1	133.8 r	92.3 r	105.6 r	113.3 r	92.9 r
Latvia	941	0.6	0.2 r	0.1 r	0.1 r	0.2 r	0.1 r	5.5	1.8 r	1.2 r	1.4 r	1.6 r	1.3 r
Lithuania	946	0.4	0.1 r	0.1 r	0.1 r	0.1 r	0.1 r	19.0	6.6 r	4.5 r	5.0 r	5.3 r	4.2 r
Luxembourg	137	0.1	0.0 r	0.0 r	0.0 r	0.0 r	0.0 r	5.6	1.7 r	1.2 r	1.4 r	1.6 r	1.3 r
Malta	181	100.7	29.9 r	21.4 r	24.9 r	28.4 r	26.1 r	0.1	0.0 r	0.0 r	0.0 r	0.0 r	0.0 r
Netherlands	138	75.8	21.4 r	18.4 r	18.9 r	19.4 r	19.1 r	60.2	16.4 r	12.3 r	15.2 r	17.5 r	15.2 r
Portugal	182	261.8	55.7 r	64.7 r	73.7 r	67.8 r	19.7	5.0 r	4.8 r	5.0 r	5.1 r	4.9 r
Slovak Republic	936	0.1	0.0 r	0.0 r	0.0 r	0.0 r	0.0 r	13.7	4.2 r	3.0 r	3.5 r	3.9 r	3.3 r
Slovenia	961	9.4	2.4 r	2.4 r	2.4 r	2.4 r	10.7	2.8 r	2.6 r	2.7 r	2.8 r	2.6 r
Spain	184	237.8	66.6 r	59.3 r	59.4 r	59.5 r	59.5 r	41.7	13.7 r	9.5 r	10.9 r	11.7 r	9.6 r
Australia	193	0.5	0.1 r	0.1 r	0.1 r	0.1 r	0.1 r	6.4	2.1 r	1.5 r	1.7 r	1.8 r	1.5 r
Canada	156	168.4	47.1 r	42.1 r	42.1 r	42.1 r	42.1 r	9.3	2.5 r	1.9 r	2.3 r	2.7 r	2.4 r
China,P.R.: Hong Kong	532	0.6	0.1 r	0.1 r	0.1 r	0.1 r	0.1 r	1.3	0.4 r	0.3 r	0.3 r	0.4 r	0.3 r
Czech Republic	935	413.7	115.8 r	103.4 r	103.4 r	103.4 r	103.4 r	43.1	11.2 r	10.4 r	10.9 r	11.2 r	10.7 r
Denmark	128	0.1	0.0 r	0.0 r	0.0 r	0.0 r	0.0 r	10.7	3.3 r	2.3 r	2.8 r	3.0 r	2.6 r
Iceland	176	0.0	0.0 r	0.0 r	0.0 r	0.0 r	0.0 r	0.7	0.2 r	0.2 r	0.2 r	0.2 r	0.2 r
Israel	436	290.3	22.1 r	33.4 r	62.1 r	92.2 r	102.7 r	8.0	0.3 r	0.8 r	1.7 r	2.7 r	2.8 r
Japan	158	0.9	0.2 r	0.2 r	0.2 r	0.2 r	0.2 r	374.1	120.4 r	84.0 r	97.3 r	105.5 r	87.3 r
Korea, Republic of	542	0.0	0.0 r	0.0 r	0.0 r	0.0 r	0.0 r	87.1	27.3 r	19.3 r	22.5 r	24.7 r	20.6 r
New Zealand	196	11.6	3.8 r	2.6 r	3.0 r	3.3 r	2.7 r
Norway	142	0.8	0.2 r	0.2 r	0.2 r	0.2 r	0.2 r	110.2	27.8 r	27.0 r	27.7 r	28.2 r	27.4 r
Singapore	576	0.2	0.1 r	0.0 r	0.0 r	0.1 r	0.1 r	78.1	19.9 r	19.0 r	19.7 r	20.1 r	19.4 r
Sweden	144	0.1	0.0 r	0.0 r	0.0 r	0.0 r	0.0 r	50.7	15.4 r	11.0 r	13.0 r	14.5 r	12.2 r
Switzerland	146	68.7	20.4 r	14.6 r	17.0 r	19.3 r	17.8 r	62.8	19.1 r	13.6 r	16.2 r	17.9 r	15.1 r
Taiwan Prov.of China	528	112.5	28.1 r	28.1 r	28.1 r	28.1 r	28.1 r	20.5	7.1 r	4.8 r	5.4 r	5.7 r	4.6 r
United Kingdom	112	7.6	2.2 r	1.6 r	1.9 r	2.1 r	2.0 r	329.5	94.0 r	68.9 r	83.9 r	95.1 r	81.6 r
United States	111	282.5	110.5 r	71.1 r	73.5 r	75.5 r	62.4 r	581.4	193.6 r	133.2 r	152.1 r	162.9 r	133.3 r
Emerg. & Dev. Economies	200	2,479.2	665.1	550.4	612.0	674.6	642.2	2,918.6	914.7	648.7	755.4	824.6	689.9
Emerg. & Dev. Asia	505	913.9	245.4	219.7	227.7	235.9	230.5	451.2	140.0	100.0	116.6	127.5	107.1
Bangladesh	513	1.7	0.4 r	0.4 r	0.4 r	0.4 r	0.4 r
Cambodia	522	0.1	0.0 r	0.0 r	0.0 r	0.0 r	0.0 r
China,P.R.: Mainland	924	37.8	11.2 r	8.0 r	9.3 r	10.6 r	9.8 r	329.6	103.1 r	72.7 r	85.3 r	93.5 r	78.1 r
India	534	203.2	56.9 r	50.6 r	50.8 r	50.9 r	50.8 r	23.0	7.3 r	5.1 r	6.0 r	6.5 r	5.4 r
Indonesia	536	477.8	119.5 r	119.5 r	119.5 r	119.5 r	119.5 r	14.3	3.8 r	3.4 r	3.6 r	3.8 r	3.5 r
Malaysia	548	7.9	2.4 r	1.7 r	2.0 r	2.2 r	2.1 r	49.3	15.0 r	10.7 r	12.7 r	14.1 r	11.8 r
Mongolia	948	0.1	0.0 r	0.0 r	0.0 r	0.0 r
Nepal	558	0.1	0.0 r	0.0 r	0.0 r	0.0 r	0.0 r
Philippines	566	0.1	0.0 r	0.0 r	0.0 r	0.0 r	0.0 r	0.4	0.1 r	0.1 r	0.1 r	0.1 r	0.1 r
Sri Lanka	524	9.4	2.9 r	2.0 r	2.4 r	2.7 r	2.2 r
Thailand	578	183.9	54.6 r	39.1 r	45.4 r	51.8 r	47.6 r	16.0	5.4 r	3.7 r	4.2 r	4.5 r	3.7 r
Vietnam	582	2.9	0.8 r	0.7 r	0.7 r	0.7 r	0.7 r	7.3	1.9 r	1.8 r	1.8 r	1.9 r	1.8 r
Europe	170	1,039.8	268.4	218.9	254.6	291.0	275.2	2,206.6	696.9	489.7	571.8	624.8	520.2
Emerg. & Dev. Europe	903	508.1	124.9	113.4	125.9	138.5	130.3	889.0	278.1	196.2	230.0	252.2	210.6
Bosnia and Herzegovina	963	0.0	0.0 r	0.0 r	0.0 r	0.0 r	0.3	0.1 r	0.1 r	0.1 r	0.1 r	0.1 r
Bulgaria	918	0.4	0.1 r	0.1 r	0.1 r	0.1 r	8.5	2.8 r	1.9 r	2.2 r	2.4 r	2.0 r
Croatia	960	141.4	42.0 r	30.1 r	34.9 r	39.8 r	36.6 r	1.1	0.3 r	0.3 r	0.3 r	0.3 r	0.3 r
Gibraltar	823	82.7	20.7 r	20.7 r	20.7 r	20.7 r	0.0	0.0 r	0.0 r	0.0 r	0.0 r	0.0 r

Azerbaijan, Republic of (912)

In Millions of U.S. Dollars

		Exports (FOB)						Imports (CIF)					
		2016	2015Q4	2016Q1	2016Q2	2016Q3	2016Q4	2016	2015Q4	2016Q1	2016Q2	2016Q3	2016Q4
Hungary	944	0.2	0.1 r	0.0 r	0.0 r	0.0 r	0.0 r	18.7	6.1 r	4.2 r	4.9 r	5.3 r	4.3 r
Poland	964	4.2	1.1 r	0.8 r	1.0 r	1.2 r	1.1 r	62.7	21.0 r	14.4 r	16.4 r	17.5 r	14.3 r
Romania	968	63.2	17.7 r	15.8 r	15.8 r	15.8 r	15.8 r	41.0	12.5 r	8.9 r	10.5 r	11.7 r	9.8 r
Turkey	186	216.0	64.1 r	45.9 r	53.3 r	60.8 r	55.9 r	756.6	235.4 r	166.4 r	195.6 r	214.9 r	179.7 r
CIS	901	531.7	143.4	105.5	128.7	152.5	145.0	1,317.7	418.8	293.5	341.8	372.7	309.6
Belarus	913	7.1	2.1 r	1.5 r	1.8 r	2.0 r	1.8 r	54.9	17.5 r	12.2 r	14.2 r	15.5 r	12.9 r
Georgia	915	193.8	42.6 r	34.6 r	45.6 r	57.0 r	56.6 r	46.2	15.3 r	10.6 r	12.1 r	13.0 r	10.6 r
Kazakhstan	916	12.8	3.8 r	2.7 r	3.2 r	3.6 r	3.3 r	59.4	16.7 r	12.3 r	15.1 r	17.2 r	14.8 r
Kyrgyz Republic	917	4.7	1.4 r	1.0 r	1.2 r	1.3 r	1.2 r	1.0	0.3 r	0.2 r	0.3 r	0.3 r	0.2 r
Moldova	921	0.4	0.1 r	0.1 r	0.1 r	0.1 r	0.1 r	2.3	0.7 r	0.5 r	0.6 r	0.6 r	0.5 r
Russian Federation	922	291.7	85.3 r	61.5 r	71.8 r	82.3 r	76.1 r	953.0	306.8 r	213.9 r	247.8 r	268.8 r	222.4 r
Turkmenistan	925	2.8 r
Ukraine	926	13.9	3.3 r	2.6 r	3.3 r	4.0 r	3.9 r	196.9	60.2 r	42.9 r	50.7 r	56.1 r	47.2 r
Uzbekistan	927	7.3	2.0 r	1.5 r	1.8 r	2.1 r	2.0 r	3.9	1.2 r	0.8 r	1.0 r	1.1 r	0.9 r
Mid East, N Africa, Pak	440	524.2	151.0	111.4	129.3	147.4	136.1	119.9	37.8	26.8	31.1	33.7	28.2
Afghanistan, I.R. of	512	148.0	43.9 r	31.5 r	36.5 r	41.7 r	38.3 r
Algeria	612	0.1	0.0 r	0.0 r	0.0 r	0.0 r	0.0 r	0.0	0.0 r	0.0 r	0.0 r	0.0 r	0.0 r
Bahrain, Kingdom of	419	0.0	0.0 r	0.0 r	0.0 r	0.0 r	0.0 r	0.3	0.1 r	0.1 r	0.1 r	0.1 r	0.1 r
Egypt	469	0.1	0.0 r	0.0 r	0.0 r	0.0 r	0.0 r	2.2	0.6 r	0.5 r	0.6 r	0.6 r	0.5 r
Iran, I.R. of	429	18.7	4.4 r	3.5 r	4.4 r	5.5 r	5.3 r	60.3	19.9 r	13.7 r	15.7 r	16.9 r	13.9 r
Iraq	433	133.1	39.5 r	28.3 r	32.9 r	37.5 r	34.5 r	0.2	0.1 r	0.1 r	0.1 r	0.1 r	0.1 r
Jordan	439	0.0	0.0 r	0.0 r	0.0 r	0.0 r	0.0 r	0.5	0.1 r	0.1 r	0.1 r	0.1 r	0.1 r
Kuwait	443	0.0	0.0 r	0.0 r	0.0 r	0.0 r	0.0 r	2.5	0.7 r	0.5 r	0.6 r	0.7 r	0.6 r
Lebanon	446	11.4	2.8 r	2.8 r	2.8 r	2.8 r	0.6	0.2 r	0.1 r	0.2 r	0.2 r	0.1 r
Libya	672	0.8	0.2 r	0.2 r	0.2 r	0.2 r	0.2 r	0.0	0.0 r	0.0 r	0.0 r	0.0 r	0.0 r
Morocco	686	0.1	0.0 r	0.0 r	0.0 r	0.0 r	3.6	0.9 r	0.9 r	0.9 r	0.9 r	0.9 r
Oman	449	0.0	0.0 r	0.0 r	0.0 r	0.0 r	0.0 r	0.1	0.0 r	0.0 r	0.0 r	0.0 r	0.0 r
Pakistan	564	0.2	0.1 r	0.1 r	0.1 r	0.1 r	0.1 r	1.1	0.4 r	0.3 r	0.3 r	0.3 r	0.3 r
Qatar	453	0.3	0.1 r	0.1 r	0.1 r	0.1 r	0.1 r	0.0	0.0 r	0.0 r	0.0 r	0.0 r	0.0 r
Saudi Arabia	456	0.1	0.0 r	0.0 r	0.0 r	0.0 r	0.0 r	5.1	1.4 r	1.0 r	1.3 r	1.5 r	1.3 r
Syrian Arab Republic	463	0.1	0.0 r	0.0 r	0.0 r	0.0 r	0.0 r
Tunisia	744	207.1	61.5 r	44.0 r	51.1 r	58.3 r	53.6 r	0.4	0.1 r	0.1 r	0.1 r	0.1 r	0.1 r
United Arab Emirates	466	4.1	1.2 r	0.9 r	1.0 r	1.2 r	1.1 r	42.9	13.3 r	9.4 r	11.1 r	12.2 r	10.2 r
Sub-Saharan Africa	603	1.0	0.2	0.2	0.2	0.2	0.2	3.9	1.0	1.0	1.0	1.0	1.0
Angola	614	0.1	0.0 r	0.0 r	0.0 r	0.0 r	0.0 r
Congo, Republic of	634	0.6	0.1 r	0.1 r	0.1 r	0.1 r	0.1 r
Gabon	646	0.1	0.0 r	0.0 r	0.0 r	0.0 r	0.0 r
Ghana	652	0.2	0.1 r	0.1 r	0.1 r	0.1 r	0.1 r
Madagascar	674	0.1	0.0 r	0.0 r	0.0 r	0.0 r	0.0 r
Malawi	676	0.1	0.0 r	0.0 r	0.0 r	0.0 r	0.0 r
Seychelles	718	0.1	0.0 r	0.0 r	0.0 r	0.0 r	0.0 r
Sierra Leone	724	0.1	0.0 r	0.0 r	0.0 r	0.0 r	0.0 r
South Africa	199	0.0	0.0 r	0.0 r	0.0 r	0.0 r	2.4	0.6 r	0.6 r	0.6 r	0.6 r	0.6 r
Swaziland	734	0.5	0.1 r	0.1 r	0.1 r	0.1 r	0.1 r
Tanzania	738	0.5	0.1 r	0.1 r	0.1 r	0.1 r	0.1 r
Western Hemisphere	205	0.4	0.1	0.1	0.1	0.1	0.1	137.1	39.0	31.2	35.0	37.5	33.4
Argentina	213	0.0	0.0 r	0.0 r	0.0 r	0.0 r	0.0 r	11.5	2.9 r	2.8 r	2.9 r	3.0 r	2.9 r
Brazil	223	0.1	0.0 r	0.0 r	0.0 r	0.0 r	0.0 r	75.8	23.0 r	16.4 r	19.5 r	21.6 r	18.2 r
Chile	228	1.1	0.3 r	0.2 r	0.3 r	0.3 r	0.3 r
Colombia	233	0.1	0.0 r	0.0 r	0.0 r	0.0 r	0.0 r	0.5	0.1 r	0.1 r	0.1 r	0.1 r	0.1 r
Dominican Republic	243	0.1	0.0 r	0.0 r	0.0 r	0.0 r	0.0 r
Ecuador	248	0.0	0.0 r	0.0 r	0.0 r	0.0 r	0.0 r	14.2	3.6 r	3.5 r	3.6 r	3.6 r	3.5 r
Guyana	336	0.1	0.0 r	0.0 r	0.0 r	0.0 r	0.0 r
Jamaica	343	0.0	0.0 r	0.0 r	0.0 r	0.0 r	0.0 r	8.9	2.7 r	1.9 r	2.3 r	2.5 r	2.1 r
Mexico	273	0.0	0.0 r	0.0 r	0.0 r	0.0 r	0.0 r	17.0	4.3 r	4.2 r	4.3 r	4.3 r	4.2 r
Panama	283	0.1	0.0 r	0.0 r	0.0 r	0.0 r
Paraguay	288	0.1	0.0 r	0.0 r	0.0 r	0.0 r	0.0 r
Uruguay	298	0.1	0.0 r	0.0 r	0.0 r	0.0 r	0.0 r
Venezuela, Rep. Bol.	299	0.0	0.0 r	0.0 r	0.0 r	0.0 r	0.0 r	7.6	1.9 r	1.9 r	1.9 r	1.9 r	1.9 r

Azerbaijan, Republic of (912)

In Millions of U.S. Dollars

		Exports (FOB)						Imports (CIF)					
		2016	2015Q4	2016Q1	2016Q2	2016Q3	2016Q4	2016	2015Q4	2016Q1	2016Q2	2016Q3	2016Q4
Other Countries n.i.e	910	0.0	0.0	0.0	0.0	0.0	0.0	0.1	0.0	0.0	0.0	0.0	0.0
Cuba	928	0.0	0.0 r	0.0 r	0.0 r	0.0 r	0.0 r	0.1	0.0 r	0.0 r	0.0 r	0.0 r	0.0 r
Countries & Areas n.s.	898	0.6	0.2 r	0.1 r	0.1 r	0.2 r	0.1 r
Memorandum Items													
Africa	605	208.2	61.7	44.3	51.4	58.6	53.9	7.9	1.9	2.0	2.0	2.0	2.0
Middle East	405	168.8	45.5	35.9	41.5	47.3	44.1	114.7	36.4	25.6	29.7	32.4	27.0
European Union	998	4,905.0	1,391.3	1,101.5	1,220.0	1,339.2	1,244.4	1,918.9	592.9	425.5	495.5	541.7	456.2
Export earnings: fuel	080	462.8	137.6	97.4	113.9	130.6	120.8	1,146.2	364.6	256.7	297.4	323.2	268.9
Export earnings: nonfuel	092	7,638.1	2,087.1	1,697.9	1,889.9	2,084.3	1,966.1	4,911.0	1,524.9	1,095.9	1,269.3	1,382.0	1,163.8

Bahamas, The (313)

In Millions of U.S. Dollars

		Exports (FOB)						Imports (CIF)					
		2016	2015Q4	2016Q1	2016Q2	2016Q3	2016Q4	2016	2015Q4	2016Q1	2016Q2	2016Q3	2016Q4
IFS World		106.1	78.7	130.7	73.7	799.5	641.0	780.0	750.7
World	001	557.1	152.6	117.4	153.6	130.8	155.2	2,780.5	795.3	613.3	802.3	629.7	735.1
Advanced Economies	110	292.7	89.5	62.0	90.9	65.1	74.8	2,533.1	735.3	561.4	702.9	586.0	682.8
Euro Area	163	19.7	11.4	4.9	5.0	1.8	8.1	115.9	30.0	23.7	46.2	28.4	17.5
Austria	122	0.0	0.0 r	0.0 r	0.0 r	0.0 r	0.0 r	0.4	0.1 r	0.1 r	0.1 r	0.1 r	0.0 r
Belgium	124	0.0	0.0 r	0.0 r	0.0 r	0.0 r	0.0 r	4.1	0.7 r	1.0 r	1.3 r	0.9 r	0.9 r
Cyprus	423	0.0	0.0 r	0.1	0.1 r	0.0 r	0.0 r	0.0 r	0.0 r
Estonia	939	0.0 e	0.0 e	0.0 e	1.6 e	0.6 e	0.1 e	0.5 e	0.8 e	0.2 e
Finland	172	0.3	0.1 r	0.0 r	0.2 r	0.0 r	0.0 r	9.9	1.3 r	1.0 r	3.7 r	1.4 r	3.8 r
France	132	12.7	10.0 r	0.5 r	3.9 r	0.9 r	7.4 r	38.3	11.9 r	10.7 r	16.1 r	8.9 r	2.7 r
Germany	134	0.3	0.1 r	0.0 r	0.1 r	0.1 r	0.1 r	12.0	2.9 r	3.1 r	2.7 r	2.9 r	3.3 r
Greece	174	0.4	0.2 r	0.1 r	0.2 r	0.1 r	0.0 r	0.4	0.1 r	0.0 r	0.1 r	0.2 r	0.1 r
Ireland	178	0.3	0.5 r	0.1 r	0.2 r	0.0 r	0.0 r	1.9	0.5 r	0.5 r	0.4 r	0.4 r	0.6 r
Italy	136	0.1	0.0 r	0.0 r	0.1 r	0.0 r	0.0 r	3.1	1.1 r	0.7 r	0.5 r	1.6 r	0.3 r
Lithuania	946	0.0 e	0.0 e	1.1 e	0.1 e	0.1 e	0.0 e	0.1 e	0.9 e
Luxembourg	137	0.0 e	0.3 e	0.0 e	0.0	0.0 r	0.0 r	0.0 r	0.0 r
Netherlands	138	0.1	0.0 r	0.0 r	0.0 r	0.0 r	0.1 r	37.2	6.8 r	5.0 r	18.6 r	9.7 r	4.0 r
Portugal	182	0.0	0.0 r	0.0 r	0.0 r	0.0 r	0.0 r	3.5	2.7 r	1.2 r	0.7 r	0.9 r	0.8 r
Slovak Republic	936	0.2 e	0.0 e	0.2 e	0.0 e
Spain	184	5.4	0.2 r	4.1 r	0.3 r	0.6 r	0.5 r	2.1	1.4 r	0.1 r	1.3 r	0.6 r	0.1 r
Australia	193	1.1	0.6 r	0.3 r	0.4 r	0.0 r	0.4 r	0.6	0.1 r	0.3 r	0.2 r	0.0 r	0.1 r
Canada	156	2.6	2.1 r	0.6 r	1.1 r	0.6 r	0.3 r	29.8	15.6 r	7.4 r	2.9 r	5.5 r	14.0 r
China,P.R.: Hong Kong	532	0.5	0.3 r	0.3 r	0.1 r	0.2 r	0.0 r	13.7	0.7 r	2.6 r	0.2 r	6.0 r	4.9 r
Denmark	128	0.2	0.0 r	0.0 r	0.1 r	0.0 r	0.1 r	0.0	0.0 r	0.0 r	0.0 r	0.0 r	0.0 r
Israel	436	0.2	0.0 r	0.1 r	0.1 r
Japan	158	0.1	0.1 r	0.0 r	0.0 r	0.0 r	0.0 r	41.2	13.0 r	16.5 r	20.7 r	3.7 r	0.4 r
Korea, Republic of	542	13.1	3.2 r	5.1 r	4.4 r	2.2 r	1.4 r
New Zealand	196	0.2	0.0 r	0.0 r	0.1 r	0.1 r	0.1 r
Norway	142	0.0	0.2 r	0.0 r	0.0 r	0.0 r	0.0 r	14.3	0.3 r	3.4 r	10.2 r	0.6 r	0.1 r
Singapore	576	0.0	0.0 r	0.0 r	0.0 r	0.0 r	0.0 r	2.0	0.6 r	0.4 r	0.5 r	0.5 r	0.6 r
Sweden	144	2.4	0.3 r	0.6 r	0.8 r	0.6 r	0.6 r	4.9	0.1 r	1.5 r	3.0 r	0.1 r	0.3 r
Switzerland	146	0.0	0.0 r	0.0 r	0.0 r	0.0 r	0.0 r	7.8	1.1 r	0.8 r	1.5 r	4.4 r	1.0 r
Taiwan Prov.of China	528	0.2 e	0.1 e	0.0 e	0.0 e	0.1 e	0.7 e	0.3 e	0.1 e	0.2 e	0.2 e	0.1 e
United Kingdom	112	6.4	0.9 r	1.6 r	1.8 r	1.8 r	1.2 r	14.7	3.2 r	3.3 r	4.5 r	3.8 r	3.1 r
United States	111	259.3	73.6 r	53.5 r	81.7 r	60.1 r	64.0 r	2,274.0	667.0 r	496.1 r	608.1 r	530.6 r	639.3 r
Emerg. & Dev. Economies	200	264.4	63.1	55.5	62.8	65.7	80.4	184.3	39.3	35.5	76.0	32.8	40.0
Emerg. & Dev. Asia	505	0.9	0.3	0.1	0.2	0.4	0.2	15.0	4.9	3.4	5.2	2.5	3.8
China,P.R.: Mainland	924	0.5	0.2 r	0.0 r	0.1 r	0.3 r	0.0 r	5.9	1.0 r	0.4 r	3.7 r	0.6 r	1.2 r
India	534	0.1	0.0 r	0.0 r	0.0 r	0.0 r	0.1 r	1.9	3.0 r	0.4 r	0.3 r	0.6 r	0.6 r
Indonesia	536	1.3	0.1 r	0.2 r	0.5 r	0.2 r	0.3 r
Malaysia	548	0.1	0.0 r	0.0 r	0.0 r	0.0 r	0.0 r
Maldives	556	0.1 e	0.0 e	0.0 e	0.0 e	0.0 e	0.0 e
Philippines	566	0.2	0.0 r	0.0 r	0.1 r	0.0 r	0.0 r
Thailand	578	0.0	0.0 r	0.0 r	0.0 r	0.0 r	0.0 r	5.2	0.6 r	2.2 r	0.5 r	1.0 r	1.6 r
Vietnam	582	0.2	0.1 r	0.1 r	0.1 r	0.0 r	0.1 r	0.4	0.1 r	0.1 r	0.2 r	0.1 r	0.1 r
Europe	170	3.4	0.3	0.2	0.2	0.2	2.8	2.4	0.7	0.4	0.8	0.5	0.7
Emerg. & Dev. Europe	903	2.6	0.0	0.0	0.0	0.0	2.6	2.4	0.7	0.4	0.8	0.5	0.7
Bulgaria	918	2.6 e	0.0 e	2.6 e
Croatia	960	0.0 e	0.0 e	0.0 e	0.4 e	0.0 e	0.0 e	0.2 e	0.1 e	0.1 e
Faroe Islands	816	0.2 e	0.1 e	0.1 e	0.1 e	0.1 e	0.1 e
Hungary	944	0.1	0.1 r	0.0 r	0.0 r	0.0 r	0.1 r
Poland	964	0.6	0.2 r	0.1 r	0.2 r	0.0 r	0.2 r
Serbia, Republic of	942	0.1	0.0 r	0.0 r
Turkey	186	0.0	0.0 r	0.0 r	0.0 r	0.0 r	0.9	0.4 r	0.2 r	0.3 r	0.2 r	0.3 r
CIS	901	0.8	0.3	0.2	0.2	0.2	0.2	0.0	0.0	0.0	0.0	0.0	0.0
Belarus	913	0.2 e	0.0 e	0.0 e	0.0 e	0.1 e	0.1 e
Moldova	921	0.1 e	0.0 e	0.0 e	0.0 e	0.0 e	0.0 e	0.0 e
Tajikistan	923	0.5	0.2 r	0.1 r	0.2 r	0.1 r	0.1 r
Mid East, N Africa, Pak	440	1.2	0.3	0.3	0.3	0.3	0.3	0.3	0.1	0.1	0.1	0.1	0.1
Bahrain, Kingdom of	419	0.0 e	0.0 e	0.0 e	0.0 e	0.0 e	0.0 e	0.1 e	0.0 e	0.0 e	0.0 e	0.0 e	0.0 e

Bahamas, The (313)

In Millions of U.S. Dollars

		Exports (FOB)						Imports (CIF)					
		2016	2015Q4	2016Q1	2016Q2	2016Q3	2016Q4	2016	2015Q4	2016Q1	2016Q2	2016Q3	2016Q4
Pakistan	564	0.1	0.0 r	0.0 r	0.0 r	0.0 r	0.0 r
Qatar	453	0.1	0.0 r	0.0 r	0.0 r	0.0 r	0.0 r
United Arab Emirates	466	1.1 e	0.3 e	0.3 e	0.3 e	0.3 e	0.3 e
Sub-Saharan Africa	603	234.7	58.1	48.9	55.9	58.8	71.1	5.3	1.5	1.2	1.9	1.0	1.2
Congo, Republic of	634	0.2 e	0.1 e	0.1 e	0.0 e	0.1 e	0.0 e
Côte d'Ivoire	662	0.3 e	0.1 e	0.1 e	0.1 e	0.1 e	0.1 e
Mozambique	688	2.9 e	0.9 e	0.6 e	0.7 e	0.7 e	0.9 e
Namibia	728	225.8 e	56.0 e	46.3 e	53.9 e	56.7 e	68.9 e	0.0	0.0 r	0.0 r	0.0 r	0.0 r	0.0 r
Nigeria	694	4.8	1.3 r	1.1 r	1.7 r	0.9 r	1.0 r
Seychelles	718	0.1 e	0.0 e	0.0 e	0.0 e	0.0 e	0.0 e
South Africa	199	5.7	1.1 r	1.9 r	1.2 r	1.3 r	1.3 r	0.1	0.0 r	0.0 r	0.0 r	0.0 r	0.0 r
Western Hemisphere	205	24.2	4.1	6.0	6.2	6.1	6.0	161.3	32.2	30.3	68.1	28.7	34.3
Antigua and Barbuda	311	0.8	0.3 r	0.2 r	0.3 r	0.2 r	0.2 r	0.0	0.0 r	0.0 r	0.0 r	0.0 r	0.0 r
Argentina	213	2.8	0.4 r	0.5 r	0.7 r	0.8 r	0.9 r	2.0	0.5 r	0.5 r	0.5 r	0.5 r	0.5 r
Barbados	316	1.2	0.6 r	0.3 r	0.3 r	0.3 r	0.3 r	9.7	2.7 r	2.3 r	3.5 r	1.8 r	2.1 r
Brazil	223	1.9	0.6 r	0.5 r	0.6 r	0.4 r	0.4 r	15.7	2.5 r	4.3 r	2.4 r	5.5 r	3.4 r
Chile	228	0.4	0.0 r	0.3 r	0.0 r	0.1 r	1.5	0.6 r	0.4 r	0.3 r	0.5 r	0.3 r
Colombia	233	0.0	1.2 r	0.0 r	0.0 r	0.0 r	0.0 r
Costa Rica	238	0.0	0.0 r	0.0 r	0.0 r	0.0 r	0.0 r	4.3	1.2 r	1.0 r	1.6 r	0.8 r	0.9 r
Curacao	354	0.0	0.0 r	0.0 r	0.0 r	0.0 r	0.0 r	0.6	0.2 r	0.1 r	0.2 r	0.1 r	0.1 r
Dominica	321	0.0	0.0 r	0.0 r	0.0 r	0.0 r	0.0 r	33.1	9.2 r	7.8 r	12.1 r	6.0 r	7.2 r
Dominican Republic	243	1.0	0.4 r	0.2 r	0.3 r	0.2 r	0.2 r	14.8	4.1 r	3.5 r	5.4 r	2.7 r	3.2 r
Ecuador	248	0.4	0.1 r	0.1 r	0.2 r	0.1 r	0.1 r
Grenada	328	0.0	0.0 r	0.0 r	0.0 r	0.0 r	0.0 r	0.1	0.0 r	0.0 r	0.1 r	0.0 r	0.0 r
Guatemala	258	3.7	1.3 r	1.0 r	1.4 r	0.6 r	0.7 r
Guyana	336	0.2	0.0 r	0.0 r	0.0 r	0.0 r	0.0 r	0.0	0.0 r	0.0 r	0.0 r	0.0 r	0.0 r
Haiti	263	0.1	0.0 r	0.0 r	0.0 r	0.0 r	0.0 r	0.2	0.1 r	0.1 r	0.1 r	0.0 r	0.0 r
Honduras	268	0.0 r	0.7	0.4 r	0.2 r	0.2 r	0.1 r	0.1 r
Jamaica	343	0.1	0.1 r	0.0 r	0.0 r	0.0 r	0.0 r	2.3	0.7 r	0.6 r	0.9 r	0.4 r	0.5 r
Mexico	273	0.4	0.0 r	0.1 r	0.0 r	0.3 r	0.1 r	40.7	1.9 r	2.2 r	28.2 r	3.3 r	7.0 r
Panama	283	13.8	1.2 r	3.4 r	3.4 r	3.4 r	3.4 r	0.1	0.1 r
Paraguay	288	0.3	0.1 r	0.1 r	0.1 r	0.1 r	0.1 r	0.0	0.0 r	0.0 r	0.0 r	0.0 r	0.0 r
Peru	293	4.5	1.2 r	1.1 r	1.6 r	0.8 r	1.0 r
St. Kitts and Nevis	361	1.1	0.4 r	0.2 r	0.3 r	0.2 r	0.2 r	0.0	0.0 r	0.0 r	0.0 r	0.0 r	0.0 r
St. Lucia	362	0.1	0.0 r	0.0 r	0.0 r	0.0 r	0.0 r	0.2	0.1 r	0.0 r	0.1 r	0.0 r	0.0 r
Trinidad and Tobago	369	0.0	0.0 r	0.0 r	0.0 r	0.0 r	0.0 r	15.7	1.4 r	2.3 r	5.3 r	3.4 r	4.7 r
Venezuela, Rep. Bol.	299	0.0	0.0 r	0.0 r	0.0 r	0.0 r	0.0 r	0.6	0.2 r	0.1 r	0.2 r	0.1 r	0.1 r
Western Hem. n.s.	399	10.2	2.8 r	2.4 r	3.7 r	1.9 r	2.2 r
Other Countries n.i.e	910	0.1	0.0	0.0	0.0	0.0	0.0	0.1	0.0	0.0	0.0	0.0	0.0
Korea, Dem. People's Rep.	954	0.1	0.0 r	0.0 r	0.0 r	0.0 r	0.0 r	0.1	0.0 r	0.0 r	0.0 r	0.0 r	0.0 r
Countries & Areas n.s.	898	63.0	20.6 r	16.4 r	23.4 r	10.9 r	12.3 r
Memorandum Items													
Africa	605	234.7	58.1	48.9	55.9	58.8	71.1	5.3	1.5	1.2	1.9	1.0	1.2
Middle East	405	1.1	0.3	0.3	0.3	0.3	0.3	0.2	0.0	0.0	0.1	0.0	0.0
European Union	998	31.3	12.7	7.1	7.5	4.1	12.6	136.6	33.6	28.7	54.1	32.5	21.3
Export earnings: fuel	080	1.4	0.4	0.3	0.4	0.3	0.4	21.7	4.2	3.8	7.5	4.5	6.0
Export earnings: nonfuel	092	555.7	152.2	117.1	153.3	130.5	154.8	2,758.8	791.1	609.5	794.8	625.3	729.2

Bahrain, Kingdom of (419)

In Millions of U.S. Dollars

		Exports (FOB)						Imports (CIF)					
		2016	2015Q4	2016Q1	2016Q2	2016Q3	2016Q4	2016	2015Q4	2016Q1	2016Q2	2016Q3	2016Q4
IFS World	
World	001	8,328.2	1,790.7	2,134.5	2,075.1	2,148.8	1,969.9	13,647.9	4,114.7	3,405.0	3,364.7	3,269.1	3,609.1
Advanced Economies	110	1,257.8	300.7	336.3	321.3	289.4	310.9	4,970.3	1,478.5	1,315.0	1,245.5	1,137.7	1,272.0
Euro Area	163	230.3	59.5	48.6	49.4	68.9	63.4	1,535.1	390.3	375.3	417.3	370.7	371.8
Austria	122	23.8	6.2 r	6.0 r	8.2 r	5.8 r	3.8 r	37.4	9.7 r	7.3 r	8.1 r	13.4 r	8.7 r
Belgium	124	5.9	1.5 r	1.7 r	1.0 r	2.6 r	0.6 r	70.1	16.3 r	14.6 r	14.2 r	20.2 r	21.1 r
Cyprus	423	0.7	4.6 r	0.1 r	0.2 r	0.3 r	0.0 r	7.1	1.0 r	2.0 r	2.0 r	1.6 r	1.4 r
Estonia	939	0.4	0.2 r	0.0 r	0.2 r	0.1 r	0.0 r	2.6	0.4 r	0.5 r	0.7 r	0.5 r	0.9 r
Finland	172	0.9	0.1 r	0.3 r	0.2 r	0.3 r	0.2 r	9.2	8.3 r	4.2 r	1.8 r	1.6 r	1.5 r
France	132	20.9	1.5 r	3.2 r	4.6 r	2.5 r	10.6 r	210.0	60.8 r	48.1 r	53.8 r	55.9 r	52.3 r
Germany	134	21.2	4.2 r	6.5 r	5.7 r	4.8 r	4.3 r	436.0	115.2 r	99.2 r	111.5 r	112.2 r	113.1 r
Greece	174	8.5	0.0 r	0.0 r	0.0 r	8.5 r	0.0 r	11.0	3.0 r	3.8 r	2.3 r	2.1 r	2.9 r
Ireland	178	2.6	0.3 r	0.4 r	0.8 r	0.5 r	0.9 r	51.6	19.8 r	14.3 r	11.7 r	11.5 r	14.0 r
Italy	136	72.8	5.1 r	15.3 r	9.3 r	22.3 r	25.9 r	416.5	89.0 r	113.1 r	132.9 r	75.2 r	95.3 r
Latvia	941	0.4	0.2 r	0.1 r	0.1 r	0.0 r	0.1 r
Lithuania	946	1.3	0.9 r	0.2 r	0.3 r	0.4 r	0.5 r	0.9	0.6 r	0.3 r	0.2 r	0.1 r	0.2 r
Luxembourg	137	2.5	0.5 r	0.3 r	1.0 r	0.8 r	0.3 r
Malta	181	0.5	0.0 r	0.1 r	0.3 r	0.1 r	1.3	0.3 r	1.0 r	0.1 r	0.1 r	0.1 r
Netherlands	138	41.6	29.4 r	9.0 r	10.3 r	15.5 r	6.9 r	125.1	34.7 r	35.8 r	29.1 r	34.1 r	26.1 r
Portugal	182	0.4	0.1 r	0.2 r	0.0 r	0.1 r	0.0 r	2.6	0.6 r	0.7 r	0.6 r	0.8 r	0.6 r
Slovak Republic	936	0.0	0.0 r	0.0 r	0.0 r	0.0 r	0.0 r	22.8	4.6 r	3.3 r	3.2 r	11.2 r	5.1 r
Slovenia	961	6.6	0.9 r	1.6 r	1.6 r	1.6 r	1.7 r	4.1	0.7 r	0.7 r	1.0 r	1.2 r	1.2 r
Spain	184	22.3	4.4 r	3.9 r	6.8 r	3.5 r	8.0 r	123.7	24.8 r	26.0 r	42.9 r	28.0 r	26.9 r
Australia	193	33.3	5.2 r	7.8 r	7.4 r	11.2 r	6.9 r	447.1	143.8 r	132.8 r	137.2 r	11.3 r	165.8 r
Canada	156	15.0	2.6 r	2.5 r	2.2 r	2.6 r	7.7 r	73.4	27.1 r	24.6 r	17.0 r	16.3 r	15.5 r
China,P.R.: Hong Kong	532	23.2	5.4 r	4.7 r	6.4 r	5.1 r	6.9 r	15.8	4.4 r	3.9 r	3.9 r	4.5 r	3.4 r
China,P.R.: Macao	546	0.0	0.0 r	0.0 r	0.0 r	0.0 r	0.0 r	0.2	0.0 r	0.0 r	0.0 r	0.0 r	0.0 r
Czech Republic	935	0.3	0.1 r	0.1 r	0.1 r	0.1 r	0.1 r	25.7	8.2 r	5.3 r	4.1 r	8.4 r	7.9 r
Denmark	128	2.3	0.6 r	0.5 r	0.8 r	0.4 r	0.6 r	37.4	5.3 r	7.9 r	10.6 r	10.3 r	8.7 r
Iceland	176	0.0	0.4 r	0.0 r	0.0 r	0.0 r	0.0 r
Israel	436	0.2	0.0 r	0.0 r	0.0 r	0.0 r	0.0 r
Japan	158	31.5	4.3 r	9.7 r	3.6 r	11.3 r	6.9 r	914.7	319.8 r	336.4 r	186.4 r	198.8 r	193.2 r
Korea, Republic of	542	16.2	7.7 r	5.6 r	4.3 r	2.1 r	4.3 r	208.8	55.4 r	46.8 r	53.2 r	41.1 r	67.8 r
New Zealand	196	6.6	1.0 r	1.8 r	1.6 r	1.8 r	1.4 r	50.2	12.9 r	14.4 r	11.5 r	14.6 r	9.6 r
Norway	142	10.2	4.4 r	1.3 r	5.0 r	2.1 r	1.8 r	10.9	4.0 r	3.4 r	2.0 r	1.4 r	4.2 r
San Marino	135	0.1	0.0 r	0.0 r	0.0 r	0.0 r	0.0 r
Singapore	576	50.2	19.1 r	1.8 r	22.7 r	8.1 r	17.7 r	55.7	25.9 r	10.5 r	14.5 r	14.1 r	16.6 r
Sweden	144	0.7	0.1 r	0.2 r	0.2 r	0.2 r	0.2 r	21.8	9.5 r	5.1 r	7.2 r	3.0 r	6.5 r
Switzerland	146	11.0	5.3 r	1.0 r	1.1 r	5.0 r	3.9 r	251.0	82.6 r	63.9 r	61.3 r	86.8 r	39.0 r
Taiwan Prov.of China	528	170.0 e	24.9 e	81.5 e	22.9 e	16.8 e	48.8 e	62.6 e	15.8 e	19.0 e	19.2 e	13.6 e	10.9 e
United Kingdom	112	18.4	1.2 r	10.9 r	3.1 r	2.3 r	2.1 r	461.6	106.3 r	82.7 r	97.0 r	150.5 r	131.4 r
United States	111	638.7	159.4 r	158.5 r	190.6 r	151.5 r	138.2 r	797.8	266.6 r	182.9 r	203.0 r	192.2 r	219.7 r
Emerg. & Dev. Economies	200	7,070.4	1,490.0	1,798.1	1,753.8	1,859.4	1,659.0	5,360.8	1,659.7	1,252.2	1,289.2	1,367.3	1,452.1
Emerg. & Dev. Asia	505	321.4	61.9	60.6	90.7	84.4	85.7	2,221.2	774.0	545.6	539.9	554.8	580.8
Bangladesh	513	16.3	3.4 r	4.0 r	4.0 r	4.4 r	3.9 r	24.1	9.5 r	6.5 r	6.2 r	5.4 r	6.0 r
Cambodia	522	0.0	0.0 r	0.0 r	0.0 r	0.0 r	0.0 r	4.1	1.2 r	1.0 r	1.0 r	0.9 r	1.1 r
China,P.R.: Mainland	924	49.0	3.4 r	9.3 r	9.5 r	13.9 r	16.3 r	1,204.5	396.1 r	295.9 r	300.2 r	301.5 r	306.9 r
Fiji	819	0.1	0.0 r	0.0 r	0.0 r	0.0 r	0.0 r
F.T. French Polynesia	887	0.2	0.1 r	0.0 r	0.0 r	0.0 r	0.1 r
F.T. New Caledonia	839	0.0 e	0.0 e	0.0 e	0.0 e	0.0 e	0.0 e	0.1	0.0 r	0.0 r	0.0 r	0.0 r	0.0 r
India	534	126.0	40.7 r	33.3 r	44.5 r	23.8 r	24.4 r	340.1	155.0 r	74.9 r	76.6 r	108.3 r	80.3 r
Indonesia	536	9.6	2.5 r	2.6 r	2.5 r	2.5 r	2.0 r	71.8	21.4 r	18.8 r	18.1 r	16.3 r	18.5 r
Malaysia	548	94.2	1.1 r	8.3 r	22.8 r	33.3 r	29.8 r	117.1	20.7 r	25.0 r	31.2 r	28.3 r	32.6 r
Marshall Islands	867	0.2	0.0 r	0.1 r	0.1 r	0.1 r	0.1 r	0.0	0.0 r	0.0 r	0.0 r	0.0 r	0.0 r
Myanmar	518	0.1	0.0 r	0.0 r	0.0 r	0.0 r	0.0 r	3.7	1.1 r	1.0 r	0.9 r	0.8 r	1.0 r
Nepal	558	0.1	0.0 r	0.0 r	0.0 r	0.0 r	0.0 r	0.0	0.0 r	0.0 r	0.0 r	0.0 r	0.0 r
Philippines	566	0.9	0.1 r	0.2 r	0.2 r	0.3 r	0.2 r	20.2	6.6 r	5.0 r	5.0 r	4.7 r	5.5 r
Sri Lanka	524	1.8	0.4 r	0.3 r	0.3 r	0.6 r	0.5 r	9.3	2.9 r	2.0 r	2.4 r	2.3 r	2.6 r
Thailand	578	18.9	9.4 r	1.3 r	5.8 r	4.3 r	7.4 r	218.7	98.2 r	63.0 r	46.3 r	38.4 r	71.0 r
Vanuatu	846	0.2	0.0 r	0.0 r	0.0 r	0.0 r	0.0 r	0.0	0.0 r	0.0 r	0.0 r	0.0 r	0.0 r

Bahrain, Kingdom of (419)

In Millions of U.S. Dollars

		Exports (FOB)						Imports (CIF)					
		2016	2015Q4	2016Q1	2016Q2	2016Q3	2016Q4	2016	2015Q4	2016Q1	2016Q2	2016Q3	2016Q4
Vietnam	582	4.0	0.8 r	1.0 r	1.0 r	1.1 r	1.0 r	129.9	38.3 r	32.8 r	32.5 r	29.9 r	34.7 r
Asia n.s.	598	77.0	22.8 r	19.5 r	19.3 r	17.7 r	20.5 r
Europe	170	185.4	29.3	54.4	42.9	36.9	51.2	400.4	103.2	75.9	82.3	134.6	107.6
Emerg. & Dev. Europe	903	179.4	27.5	53.1	41.2	34.6	50.5	314.0	99.9	73.9	75.2	61.4	103.4
Albania	914	0.1	0.0 r	0.0 r	0.0 r	0.0 r	0.0 r	0.3	0.1 r	0.1 r	0.1 r	0.1 r	0.1 r
Bosnia and Herzegovina	963	0.6	0.2 r	0.1 r	0.1 r	0.1 r	0.2 r
Bulgaria	918	2.8	0.6 r	1.0 r	0.7 r	0.6 r	0.5 r
Croatia	960	21.8	1.8 r	5.4 r	5.4 r	5.6 r	5.4 r	1.7	0.2 r	0.5 r	0.4 r	0.4 r	0.5 r
Hungary	944	0.0	0.0 r	0.0 r	0.0 r	0.0 r	13.7	13.6 r	6.6 r	2.3 r	2.3 r	2.6 r
Macedonia, FYR	962	0.2	0.0 r	0.0 r	0.0 r	0.0 r	0.0 r
Poland	964	4.6	0.9 r	1.6 r	0.7 r	1.3 r	0.9 r	60.4	10.6 r	18.4 r	15.6 r	12.7 r	13.8 r
Romania	968	1.0	0.2 r	0.3 r	0.3 r	0.3 r	0.1 r	34.3	3.4 r	2.1 r	4.4 r	3.9 r	23.9 r
Serbia, Republic of	942	0.4	0.0 r	0.1 r	0.1 r	0.0 r	0.0 r	0.9	1.7 r	0.6 r	0.2 r	0.1 r
Turkey	186	151.7	24.5 r	45.6 r	34.7 r	27.4 r	44.0 r	199.0	69.5 r	44.5 r	51.3 r	41.3 r	61.9 r
CIS	901	6.0	1.8	1.3	1.6	2.3	0.7	84.3	2.6	1.4	6.5	72.7	3.6
Belarus	913	0.1	0.0 r	0.0 r	0.1 r	0.0 r	0.0 r
Georgia	915	0.0	0.0 r	0.0 r	0.1	0.4 r	0.1 r	0.0 r	0.0 r
Moldova	921	0.2	0.0 r	0.0 r	0.0 r	0.0 r	0.0 r
Russian Federation	922	6.0	1.8 r	1.3 r	1.6 r	2.3 r	0.7 r	75.7	1.2 r	0.6 r	4.7 r	69.0 r	1.4 r
Ukraine	926	8.1	0.9 r	0.7 r	1.7 r	3.6 r	2.1 r
Uzbekistan	927	0.1	0.0 r	0.0 r	0.0 r	0.0 r	0.0 r
Europe n.s.	884	2.1	0.6 r	0.5 r	0.5 r	0.5 r	0.6 r
Mid East, N Africa, Pak	440	6,395.5	1,359.0	1,639.8	1,586.1	1,692.9	1,476.6	2,164.2	642.6	544.6	543.5	500.3	575.7
Afghanistan, I.R. of	512	0.6	0.1 r	0.2 r	0.2 r	0.2 r	0.2 r	0.1	0.0 r	0.0 r	0.0 r	0.0 r	0.0 r
Algeria	612	133.7	30.2 r	34.6 r	32.8 r	35.5 r	30.9 r	0.0	0.0 r	0.0 r	0.0 r	0.0 r	0.0 r
Djibouti	611	0.9	0.2 r	0.2 r	0.2 r	0.2 r	0.2 r	0.2	0.1 r	0.0 r	0.0 r	0.0 r	0.0 r
Egypt	469	664.2	76.7 r	167.4 r	161.8 r	177.7 r	157.3 r	64.0	18.8 r	16.0 r	16.0 r	14.8 r	17.2 r
Iran, I.R. of	429	6.3	1.3 r	1.6 r	1.5 r	1.7 r	1.5 r	15.7	4.8 r	4.0 r	3.9 r	3.6 r	4.1 r
Iraq	433	116.1	24.1 r	28.8 r	28.1 r	31.3 r	27.9 r	0.0	0.0 r	0.0 r	0.0 r	0.0 r	0.0 r
Jordan	439	57.4	8.0 r	10.6 r	34.2 r	9.4 r	3.2 r	34.2	9.4 r	5.6 r	10.4 r	11.6 r	6.6 r
Kuwait	443	318.2	78.6 r	86.8 r	79.2 r	82.7 r	69.5 r	129.3	40.5 r	33.9 r	32.7 r	29.4 r	33.4 r
Lebanon	446	29.2	4.9 r	3.3 r	6.4 r	8.5 r	11.0 r	20.8	8.0 r	4.1 r	4.7 r	3.5 r	8.5 r
Libya	672	8.6	1.8 r	2.1 r	2.1 r	2.3 r	2.1 r	0.0	0.0 r	0.0 r	0.0 r	0.0 r	0.0 r
Mauritania	682	0.1	0.0 r	0.0 r	0.0 r	0.0 r	0.0 r	0.1	0.0 r	0.0 r	0.0 r	0.0 r	0.0 r
Morocco	686	175.3	37.3 r	42.1 r	42.2 r	47.7 r	43.3 r	4.7	1.7 r	1.2 r	1.2 r	1.1 r	1.3 r
Oman	449	170.2	27.9 r	37.6 r	40.1 r	47.5 r	45.0 r	84.3	18.6 r	18.2 r	20.3 r	20.4 r	25.3 r
Pakistan	564	17.8	3.7 r	4.4 r	4.3 r	4.8 r	4.3 r	78.1	21.9 r	19.2 r	19.4 r	18.2 r	21.4 r
Qatar	453	218.7	40.8 r	51.0 r	52.2 r	60.0 r	55.4 r	80.3	23.9 r	20.4 r	20.1 r	18.5 r	21.3 r
Saudi Arabia	456	3,534.1	832.1 r	938.9 r	872.8 r	928.0 r	794.5 r	651.2	191.7 r	164.5 r	163.0 r	150.0 r	173.8 r
Somalia	726	0.3	0.1 r	0.1 r	0.1 r	0.1 r	0.1 r	4.2	1.2 r	1.1 r	1.0 r	1.0 r	1.1 r
Sudan	732	4.1	2.0 r	1.0 r	1.0 r	1.1 r	1.0 r	6.3	0.8 r	1.3 r	1.6 r	1.7 r	1.7 r
Syrian Arab Republic	463	4.1	0.9 r	1.0 r	1.0 r	1.1 r	1.0 r	2.0	0.5 r	0.5 r	0.5 r	0.5 r	0.5 r
Tunisia	744	20.6	4.7 r	5.4 r	5.1 r	5.4 r	4.7 r	3.4	1.0 r	0.9 r	0.8 r	0.8 r	0.9 r
United Arab Emirates	466	898.5	180.2 r	218.7 r	216.9 r	243.3 r	219.6 r	980.7	298.3 r	252.5 r	246.7 r	224.3 r	257.2 r
West Bank and Gaza	487	5.4	1.1 r	1.3 r	1.3 r	1.4 r	1.3 r	0.3	0.1 r	0.1 r	0.1 r	0.1 r	0.1 r
Yemen, Republic of	474	10.9	2.3 r	2.7 r	2.6 r	2.9 r	2.6 r	4.3	1.3 r	1.1 r	1.1 r	1.0 r	1.1 r
Sub-Saharan Africa	603	57.8	11.8	12.0	15.6	16.4	13.8	95.6	27.2	22.4	26.6	24.1	22.6
Angola	614	4.4	0.9 r	1.1 r	1.1 r	1.2 r	1.1 r
Burkina Faso	748	2.3	0.7 r	0.6 r	0.6 r	0.5 r	0.6 r
Cameroon	622	4.6	1.3 r	1.2 r	1.1 r	1.1 r	1.2 r
Central African Rep.	626	0.1	0.0 r	0.0 r	0.0 r	0.0 r	0.0 r
Comoros	632	0.1	0.0 r	0.0 r	0.0 r	0.0 r	0.0 r
Côte d'Ivoire	662	0.9	0.2 r	0.2 r	0.2 r	0.2 r	0.2 r	1.7	0.4 r	0.4 r	0.4 r	0.4 r	0.4 r
Ethiopia	644	9.1	1.9 r	2.3 r	2.2 r	2.5 r	2.2 r	0.6	0.2 r	0.1 r	0.1 r	0.1 r	0.2 r
Gabon	646	0.3	0.1 r	0.1 r	0.1 r	0.1 r	0.1 r	0.2	0.1 r	0.0 r	0.0 r	0.0 r	0.0 r
Ghana	652	0.1	0.0 r	0.0 r	0.0 r	0.0 r	0.0 r	0.1	0.0 r	0.0 r	0.0 r	0.0 r	0.0 r
Kenya	664	2.4	0.5 r	0.6 r	0.6 r	0.7 r	0.6 r	3.1	1.0 r	0.8 r	0.8 r	0.7 r	0.8 r
Liberia	668	0.5	0.1 r	0.1 r	0.1 r	0.1 r	0.1 r	0.0	0.0 r	0.0 r	0.0 r	0.0 r	0.0 r
Madagascar	674	18.7	3.9 r	4.6 r	4.5 r	5.0 r	4.5 r	0.6	0.2 r	0.2 r	0.2 r	0.1 r	0.2 r
Malawi	676	0.1	0.0 r	0.0 r	0.0 r	0.0 r	0.0 r

Bahrain, Kingdom of (419)

In Millions of U.S. Dollars

		Exports (FOB)						Imports (CIF)					
		2016	2015Q4	2016Q1	2016Q2	2016Q3	2016Q4	2016	2015Q4	2016Q1	2016Q2	2016Q3	2016Q4
Mali	678	0.8	0.2 r	0.2 r	0.2 r	0.2 r	0.2 r
Mauritius	684	0.9	0.2 r	0.2 r	0.2 r	0.2 r	0.2 r
Mozambique	688	0.1	0.0 r	0.0 r	0.0 r	0.0 r	0.0 r	46.9	13.8 r	11.8 r	11.7 r	10.8 r	12.5 r
Namibia	728	0.9	0.2 r	0.2 r	0.2 r	0.2 r	0.2 r	1.7	0.5 r	0.4 r	0.4 r	0.4 r	0.5 r
Nigeria	694	6.3	1.3 r	1.6 r	1.5 r	1.7 r	1.5 r	2.0	0.6 r	0.5 r	0.5 r	0.5 r	0.5 r
Senegal	722	0.5	0.2 r	0.1 r	0.1 r	0.1 r	0.1 r	0.0	0.0 r	0.0 r	0.0 r	0.0 r	0.0 r
Seychelles	718	0.2	0.0 r	0.0 r	0.0 r	0.0 r	0.0 r	0.0	0.0 r	0.0 r	0.0 r	0.0 r	0.0 r
Sierra Leone	724	0.1	0.0 r	0.0 r	0.0 r	0.0 r	0.0 r	0.4	0.1 r	0.1 r	0.1 r	0.1 r	0.1 r
South Africa	199	11.4	2.1 r	0.5 r	4.3 r	3.9 r	2.6 r	28.0	7.3 r	5.3 r	9.6 r	8.5 r	4.6 r
Swaziland	734	0.3	0.1 r	0.1 r	0.1 r	0.1 r	0.1 r
Tanzania	738	0.5	0.1 r	0.1 r	0.1 r	0.1 r	0.1 r	0.6	0.2 r	0.1 r	0.1 r	0.1 r	0.2 r
Togo	742	0.6	0.1 r	0.1 r	0.1 r	0.2 r	0.1 r	0.0	0.0 r	0.0 r	0.0 r	0.0 r	0.0 r
Uganda	746	0.0	0.0 r	0.0 r	0.0 r	0.0 r	0.0 r	0.6	0.1 r	0.1 r	0.1 r	0.1 r	0.1 r
Africa n.s.	799	0.8	0.2 r	0.2 r	0.2 r	0.2 r	0.2 r
Western Hemisphere	205	110.4	28.1	31.3	18.6	28.8	31.7	479.4	112.8	63.7	96.9	153.5	165.3
Anguilla	312	0.1	0.0 r	0.0 r	0.0 r	0.0 r	0.0 r	0.0	0.0 r	0.0 r	0.0 r	0.0 r	0.0 r
Antigua and Barbuda	311	0.0	0.0 r	0.0 r	0.0 r	0.0 r	0.0 r	0.1	0.0 r	0.0 r	0.0 r	0.0 r	0.0 r
Argentina	213	0.1	0.0 r	0.0 r	0.0 r	0.0 r	0.0 r	10.9	2.7 r	2.7 r	2.7 r	2.7 r	2.7 r
Bahamas, The	313	0.1	0.0 r	0.0 r	0.0 r	0.0 r	0.0 r	0.0	0.0 r	0.0 r	0.0 r	0.0 r	0.0 r
Belize	339	16.2	4.8 r	4.1 r	4.0 r	3.7 r	4.3 r
Bermuda	319	0.0	0.0 r	0.0 r	0.0 r	0.0 r	0.0 r	0.1	0.0 r	0.0 r	0.0 r	0.0 r	0.0 r
Bolivia	218	0.0	0.1 r	0.0 r
Brazil	223	98.8	25.1 r	28.6 r	15.9 r	26.0 r	28.4 r	287.0	59.2 r	23.1 r	40.0 r	112.4 r	111.6 r
Chile	228	0.8	0.0 r	0.0 r	0.0 r	0.1 r	0.7 r	76.6	23.3 r	11.5 r	28.0 r	12.8 r	24.3 r
Colombia	233	1.5	0.3 r	0.4 r	0.4 r	0.4 r	0.4 r	1.6	0.6 r	0.4 r	0.4 r	0.4 r	0.4 r
Costa Rica	238	0.7	0.2 r	0.2 r	0.2 r	0.2 r	0.2 r
Dominican Republic	243	0.1	0.0 r	0.0 r	0.0 r	0.0 r	0.0 r	0.7	0.2 r	0.2 r	0.2 r	0.2 r	0.2 r
Ecuador	248	0.2 r	2.7	0.4 r	0.6 r	0.7 r	0.6 r	0.8 r
El Salvador	253	6.3	1.6 r	1.6 r	1.6 r	1.6 r	1.6 r
Guatemala	258	1.5	0.4 r	0.4 r	0.4 r	0.3 r	0.4 r
Guyana	336	0.1	0.0 r	0.0 r	0.0 r	0.0 r	0.0 r	0.1	0.0 r	0.0 r	0.0 r	0.0 r	0.0 r
Haiti	263	0.5	0.1 r	0.1 r	0.1 r	0.1 r	0.1 r
Honduras	268	0.3	0.1 r	0.1 r	0.1 r	0.1 r	0.1 r
Mexico	273	2.3	0.6 r	0.6 r	0.6 r	0.6 r	0.6 r	46.6	11.8 r	11.7 r	11.7 r	11.6 r	11.6 r
Nicaragua	278	0.0	0.0 r	0.0 r	0.0 r	0.0 r	0.0 r	0.1	0.0 r	0.0 r	0.0 r	0.0 r	0.0 r
Panama	283	0.2 r	27.7	6.9 r	6.9 r	6.9 r	6.9 r	6.9 r
Paraguay	288	0.0	0.0 r	0.0 r	0.0 r	0.0 r	0.0 r	3.0	0.9 r	0.8 r	0.7 r	0.7 r	0.8 r
Peru	293	1.9	0.6 r	0.5 r	0.5 r	0.4 r	0.5 r
Uruguay	298	0.1	0.0 r	0.0 r	0.0 r	0.0 r	0.0 r
Venezuela, Rep. Bol.	299	0.1	0.0 r	0.0 r	0.0 r	0.0 r	0.0 r	0.8	0.2 r	0.2 r	0.2 r	0.2 r	0.2 r
Other Countries n.i.e	910	0.9	0.2	0.2	0.2	0.2	0.2
Cuba	928	0.6	0.2 r	0.2 r	0.2 r	0.1 r	0.2 r
Korea, Dem. People's Rep.	954	0.3	0.1 r	0.1 r	0.1 r	0.1 r	0.1 r
Countries & Areas n.s.	898	3,316.0	976.2 r	837.6 r	829.8 r	763.8 r	884.8 r
Memorandum Items													
Africa	605	392.8	86.2	95.5	97.0	106.4	93.9	114.5	32.1	26.8	31.3	28.6	27.7
Middle East	405	6,042.0	1,280.7	1,551.8	1,500.2	1,597.9	1,392.0	2,067.1	615.8	520.9	519.4	477.6	549.2
European Union	998	279.2	64.3	67.5	59.9	78.9	72.9	2,194.6	548.1	504.9	559.5	562.7	567.5
Export earnings: fuel	080	5,434.1	1,223.9	1,407.2	1,333.1	1,441.0	1,252.9	2,029.1	582.3	497.1	494.3	518.0	519.8
Export earnings: nonfuel	092	2,894.1	566.8	727.3	742.1	707.8	717.0	11,618.8	3,532.4	2,907.9	2,870.5	2,751.1	3,089.4

Bangladesh (513)

In Millions of U.S. Dollars

		Exports (FOB)						Imports (CIF)					
		2016	2015Q4	2016Q1	2016Q2	2016Q3	2016Q4	2016	2015Q4	2016Q1	2016Q2	2016Q3	2016Q4
IFS World		7,875.7	8,824.9	12,918.7	12,244.8
World	001	29,825.2	7,510.9	7,036.1	7,132.0	8,659.6	6,997.4	43,522.5	10,477.5	10,143.7	11,137.5	10,774.5	11,466.7
Advanced Economies	110	18,974.8	5,037.6	4,476.4	4,537.4	5,509.2	4,451.8	12,846.2	3,132.5	3,001.3	3,313.3	3,201.5	3,330.1
Euro Area	163	8,717.7	2,372.5	2,056.6	2,084.6	2,531.1	2,045.3	2,341.6	515.1	589.9	538.7	630.4	582.6
Austria	122	38.6	11.0	9.1 r	9.2 r	11.2 r	9.1 r	188.7	25.3	37.1 r	28.5 r	95.8 r	27.2 r
Belgium	124	668.2	180.8	157.6 r	159.8 r	194.0 r	156.8 r	94.0	25.0	17.0 r	23.8 r	25.9 r	27.2 r
Cyprus	423	2.7	0.7	0.6 r	0.6 r	0.8 r	0.6 r	0.9	0.4	0.2 r	0.1 r	0.5 r	0.1 r
Estonia	939	0.1	0.0	0.0 r	0.0 r	0.0 r	0.0 r
Finland	172	19.0	6.1	4.5 r	4.5 r	5.5 r	4.4 r	45.9	11.3	24.4 r	4.2 r	8.5 r	8.8 r
France	132	1,519.4	365.4	358.4 r	363.3 r	441.1 r	356.5 r	185.3	47.4	43.8 r	40.5 r	37.2 r	63.8 r
Germany	134	3,207.0	952.6	756.6 r	766.9 r	931.1 r	752.4 r	953.1	201.5	283.1 r	238.0 r	218.3 r	213.7 r
Greece	174	14.1	5.2	3.3 r	3.4 r	4.1 r	3.3 r	28.6	3.2	4.1 r	4.5 r	5.3 r	14.7 r
Ireland	178	152.3	46.5	35.9 r	36.4 r	44.2 r	35.7 r	17.2	4.0	4.5 r	3.8 r	4.5 r	4.5 r
Italy	136	1,028.2	272.8	242.6 r	245.9 r	298.5 r	241.2 r	478.3	109.1	86.1 r	110.7 r	146.8 r	134.7 r
Latvia	941	0.3	0.1	0.0 r	0.1 r	0.1 r	0.1 r
Luxembourg	137	2.6	0.7	0.3 r	0.1 r	1.1 r	1.2 r
Malta	181	0.2	0.5	0.1 r	0.1 r	0.1 r	0.1 r	9.2	3.7	2.7 r	2.1 r	2.5 r	2.0 r
Netherlands	138	582.8	142.2	137.5 r	139.4 r	169.2 r	136.7 r	157.6	41.1	42.0 r	36.1 r	39.9 r	39.6 r
Portugal	182	41.0	10.8	9.7 r	9.8 r	11.9 r	9.6 r	1.1	0.5	0.2 r	0.2 r	0.1 r	0.7 r
Slovak Republic	936	37.3	10.9	8.8 r	8.9 r	10.8 r	8.7 r	1.8	0.3	0.7 r	0.5 r	0.3 r	0.3 r
Slovenia	961	47.0	9.2	11.1 r	11.2 r	13.6 r	11.0 r	56.1	14.1	15.3 r	15.8 r	13.5 r	11.5 r
Spain	184	1,359.6	357.8	320.8 r	325.1 r	394.8 r	319.0 r	120.8	27.4	28.4 r	29.9 r	30.2 r	32.3 r
Australia	193	516.8	144.6	121.9 r	123.6 r	150.1 r	121.3 r	649.9	117.1	149.6 r	186.6 r	178.0 r	135.7 r
Canada	156	658.0	173.1	155.2 r	157.4 r	191.1 r	154.4 r	493.0	189.3	113.6 r	145.0 r	122.7 r	111.7 r
China,P.R.: Hong Kong	532	398.5	78.8	94.0 r	95.3 r	115.7 r	93.5 r	741.6	195.4	170.9 r	185.4 r	176.3 r	209.0 r
China,P.R.: Macao	546	0.0	8.4	0.0 r
Czech Republic	935	63.7	17.3	15.0 r	15.2 r	18.5 r	14.9 r	36.2	7.4	11.1 r	11.0 r	7.3 r	6.9 r
Denmark	128	651.1	128.4	153.6 r	155.7 r	189.0 r	152.8 r	134.4	22.4	29.7 r	30.7 r	30.7 r	43.3 r
Iceland	176	2.6	0.7	0.6 r	0.6 r	0.8 r	0.6 r	0.6	0.1	0.1 r	0.1 r	0.2 r	0.1 r
Japan	158	628.2	161.7	148.2 r	150.2 r	182.4 r	147.4 r	1,886.9	423.3	500.4 r	466.7 r	468.4 r	451.3 r
Korea, Republic of	542	114.4	38.0	27.0 r	27.4 r	33.2 r	26.8 r	1,230.0	307.9	300.1 r	330.3 r	277.1 r	322.5 r
New Zealand	196	56.1	14.1	13.2 r	13.4 r	16.3 r	13.2 r	158.3	41.2	37.2 r	44.4 r	35.8 r	40.8 r
Norway	142	105.7	27.1	24.9 r	25.3 r	30.7 r	24.8 r	2.1	3.3	0.4 r	0.5 r	0.7 r	0.5 r
Singapore	576	95.2	24.9	22.4 r	22.8 r	27.6 r	22.3 r	2,715.7	592.9	565.8 r	719.8 r	659.4 r	770.7 r
Sweden	144	431.0	126.1	101.7 r	103.1 r	125.1 r	101.1 r	163.3	38.0	38.1 r	41.6 r	41.7 r	41.9 r
Switzerland	146	110.0	33.6	26.0 r	26.3 r	31.9 r	25.8 r	350.2	91.6	89.1 r	101.6 r	88.4 r	71.0 r
Taiwan Prov.of China	528	55.1	12.3	13.0 r	13.2 r	16.0 r	12.9 r	819.8	191.0	205.4 r	198.4 r	182.2 r	233.7 r
United Kingdom	112	2,480.7	666.5	585.2 r	593.2 r	720.3 r	582.0 r	376.9	73.2	63.6 r	97.5 r	95.8 r	120.1 r
United States	111	3,889.9	1,018.1	917.7 r	930.2 r	1,129.4 r	912.6 r	745.7	314.8	136.2 r	214.8 r	206.4 r	188.3 r
Emerg. & Dev. Economies	200	4,406.1	1,067.0	1,039.5	1,053.6	1,279.3	1,033.7	26,988.9	6,435.2	6,272.9	6,890.4	6,661.6	7,164.0
Emerg. & Dev. Asia	505	1,824.9	410.8	430.5	436.4	529.8	428.1	20,163.2	4,727.6	4,795.2	5,261.7	4,778.0	5,328.5
Bhutan	514	2.2	0.7	0.5 r	0.5 r	0.6 r	0.5 r	20.1	5.0	4.7 r	5.1 r	5.0 r	5.3 r
Brunei Darussalam	516	1.5	0.4	0.4 r	0.4 r	0.4 r	0.4 r	0.2	0.1	0.0 r	0.1 r	0.1 r	0.1 r
Cambodia	522	5.0	1.1	1.2 r	1.2 r	1.5 r	1.2 r	3.8	0.9	0.9 r	1.0 r	0.9 r	1.0 r
China,P.R.: Mainland	924	750.6	174.6	177.1 r	179.5 r	217.9 r	176.1 r	9,371.9	2,414.3	2,163.0 r	2,459.8 r	2,230.1 r	2,518.9 r
India	534	676.3	156.4	159.5 r	161.7 r	196.4 r	158.7 r	5,819.2	1,418.8	1,539.9 r	1,475.4 r	1,297.9 r	1,505.9 r
Indonesia	536	28.6	8.3	6.8 r	6.8 r	8.3 r	6.7 r	2,185.9	347.3	501.6 r	574.7 r	544.0 r	565.5 r
Kiribati	826	0.5	0.1	0.1 r	0.1 r	0.1 r	0.1 r
Lao People's Dem.Rep	544	2.1	0.5	0.5 r	0.5 r	0.5 r	0.6 r
Malaysia	548	189.2	29.6	44.6 r	45.2 r	54.9 r	44.4 r	1,472.5	248.9	268.7 r	419.6 r	381.4 r	402.7 r
Maldives	556	0.1	0.0	0.0 r	0.0 r	0.0 r	0.0 r
Myanmar	518	10.1	3.7	2.4 r	2.4 r	2.9 r	2.4 r	23.8	5.3	4.8 r	5.8 r	6.1 r	7.0 r
Nepal	558	14.2	5.0	3.4 r	3.4 r	4.1 r	3.3 r	1.4	0.4	0.3 r	0.4 r	0.4 r	0.4 r
Papua New Guinea	853	0.8	0.2	0.2 r	0.2 r	0.2 r	0.2 r
Philippines	566	27.6	6.4	6.5 r	6.6 r	8.0 r	6.5 r	21.0	5.6	4.9 r	5.3 r	5.2 r	5.6 r
Sri Lanka	524	15.7	3.9	3.7 r	3.8 r	4.6 r	3.7 r	49.3	13.0	13.7 r	11.6 r	11.6 r	12.2 r
Thailand	578	22.7	5.9	5.4 r	5.4 r	6.6 r	5.3 r	778.4	165.6	195.2 r	197.8 r	192.1 r	193.3 r
Vietnam	582	80.3	14.6	18.9 r	19.2 r	23.3 r	18.8 r	413.0	101.8	96.5 r	104.3 r	102.4 r	109.8 r

Bangladesh (513)

In Millions of U.S. Dollars

		Exports (FOB)						Imports (CIF)					
		2016	2015Q4	2016Q1	2016Q2	2016Q3	2016Q4	2016	2015Q4	2016Q1	2016Q2	2016Q3	2016Q4
Europe	170	1,409.1	350.7	332.4	337.0	409.1	330.6	1,715.7	362.2	299.4	390.5	514.9	510.9
Emerg. & Dev. Europe	903	1,110.5	281.9	262.0	265.5	322.4	260.5	321.1	56.4	78.3	89.1	75.5	78.3
Albania	914	3.7	0.9	0.9 r	0.9 r	1.1 r	0.9 r
Bulgaria	918	0.9	0.2	0.2 r	0.2 r	0.3 r	0.2 r	17.8	2.5	1.9 r	13.5 r	1.4 r	1.0 r
Croatia	960	13.6	3.6	3.2 r	3.3 r	3.9 r	3.2 r	5.2	1.5	0.8 r	1.6 r	1.3 r	1.4 r
Hungary	944	2.7	1.2	0.6 r	0.7 r	0.8 r	0.6 r	7.4	3.1	2.3 r	2.4 r	1.3 r	1.4 r
Macedonia, FYR	962	0.1 e	0.0 e	0.0 e	0.0 e	0.0 e
Montenegro	943	3.4 e	1.1 e	1.2 e	1.2 e
Poland	964	544.1	131.4	128.4 r	130.1 r	158.0 r	127.7 r	38.3	6.0	8.6 r	9.6 r	7.5 r	12.7 r
Romania	968	13.6	2.5	3.2 r	3.2 r	3.9 r	3.2 r	12.5	2.8	3.7 r	2.9 r	3.1 r	2.7 r
Serbia, Republic of	942	65.9	3.8	28.9 r	14.5 r	11.2 r	11.2 r
Turkey	186	531.8	142.0	125.5 r	127.2 r	154.4 r	124.8 r	170.5	36.7	31.0 r	43.4 r	48.4 r	47.7 r
CIS	901	298.6	68.9	70.4	71.4	86.7	70.1	1,394.5	305.8	221.1	301.4	439.4	432.5
Belarus	913	4.1	0.8	1.0 r	1.0 r	1.2 r	1.0 r	411.5	23.0	69.5 r	85.3 r	146.4 r	110.4 r
Georgia	915	0.3	0.2	0.1 r	0.1 r	0.1 r	0.1 r	0.0	0.0 r
Kazakhstan	916	0.3	0.4	0.1 r	0.1 r	0.1 r	0.1 r	1.3	0.3	0.3 r	0.3 r	0.3 r	0.3 r
Moldova	921	0.2	0.2	0.1 r	0.1 r	0.1 r	0.1 r
Russian Federation	922	262.3	61.2	61.9 r	62.7 r	76.1 r	61.5 r	232.6	99.1	15.4 r	26.5 r	56.1 r	134.5 r
Tajikistan	923	2.0	0.4	0.5 r	0.5 r	0.6 r	0.5 r	24.1	5.9	5.6 r	6.1 r	6.0 r	6.4 r
Turkmenistan	925	32.6
Ukraine	926	14.7	2.5	3.5 r	3.5 r	4.3 r	3.5 r	396.3	72.9	66.6 r	104.0 r	144.6 r	81.1 r
Uzbekistan	927	14.7	3.2	3.5 r	3.5 r	4.3 r	3.5 r	328.7	71.8	63.7 r	79.1 r	86.1 r	99.8 r
Mid East, N Africa, Pak	440	790.9	193.7	186.6	189.1	229.6	185.6	2,965.7	799.8	693.1	747.5	738.3	786.7
Afghanistan, I.R. of	512	4.3	1.8	1.0 r	1.0 r	1.2 r	1.0 r	17.9	4.4	4.2 r	4.5 r	4.4 r	4.7 r
Algeria	612	2.8	0.5	0.7 r	0.7 r	0.8 r	0.7 r
Bahrain, Kingdom of	419	4.1	1.1	1.0 r	1.0 r	1.2 r	1.0 r	10.2	2.5	2.4 r	2.6 r	2.5 r	2.7 r
Djibouti	611	2.4	0.7	0.6 r	0.6 r	0.7 r	0.6 r
Egypt	469	35.8	8.7	8.4 r	8.6 r	10.4 r	8.4 r	60.2	10.3	14.1 r	15.2 r	14.9 r	16.0 r
Iran, I.R. of	429	44.0	10.9	10.4 r	10.5 r	12.8 r	10.3 r	0.3	0.1	0.1 r	0.1 r	0.1 r	0.1 r
Iraq	433	0.3	0.3	0.1 r	0.1 r	0.1 r	0.1 r	13.9	3.4	3.3 r	3.5 r	3.5 r	3.7 r
Jordan	439	9.5	2.2	2.2 r	2.3 r	2.8 r	2.2 r	3.2	14.5	0.1 r	0.2 r	2.8 r	0.2 r
Kuwait	443	25.7	5.5	6.1 r	6.2 r	7.5 r	6.0 r	621.2	153.2	145.2 r	156.9 r	154.0 r	165.1 r
Morocco	686	5.0	1.4	1.2 r	1.2 r	1.5 r	1.2 r	56.0
Oman	449	18.2	5.5	4.3 r	4.4 r	5.3 r	4.3 r	101.0	24.9	23.6 r	25.5 r	25.0 r	26.8 r
Pakistan	564	50.5	15.3	11.9 r	12.1 r	14.7 r	11.8 r	482.3	122.6	110.7 r	121.2 r	120.3 r	130.1 r
Qatar	453	17.0	3.9	4.0 r	4.1 r	4.9 r	4.0 r	190.7	47.0	44.6 r	48.2 r	47.3 r	50.7 r
Saudi Arabia	456	195.7	45.8	46.2 r	46.8 r	56.8 r	45.9 r	646.5	159.4	151.1 r	163.3 r	160.3 r	171.8 r
Sudan	732	3.5	1.3	0.8 r	0.8 r	1.0 r	0.8 r	0.7	0.1 r	0.1 r	0.3 r	0.1 r
Syrian Arab Republic	463	1.1	0.1	0.2 r	0.3 r	0.3 r	0.2 r
Tunisia	744	3.2	0.9	0.8 r	0.8 r	0.9 r	0.7 r	170.3	41.8	42.5 r	42.6 r	42.6 r	42.6 r
United Arab Emirates	466	367.3	87.6	86.6 r	87.8 r	106.6 r	86.2 r	645.2	159.1	150.8 r	163.0 r	159.9 r	171.5 r
Yemen, Republic of	474	0.6	0.1	0.1 r	0.1 r	0.2 r	0.1 r	2.1	0.5	0.5 r	0.5 r	0.5 r	0.6 r
Sub-Saharan Africa	603	74.3	26.2	17.5	17.8	21.6	17.4	594.7	158.2	130.7	142.5	166.2	155.3
Benin	638	0.1	0.0	0.0 r	0.0 r	0.0 r	0.0 r	49.5	12.2	11.6 r	12.5 r	12.3 r	13.1 r
Burkina Faso	748	47.2	11.7	11.0 r	11.9 r	11.7 r	12.6 r
Cameroon	622	0.1	92.9	22.9	21.7 r	23.5 r	23.0 r	24.7 r
Chad	628	32.8	8.1	7.7 r	8.3 r	8.1 r	8.7 r
Côte d'Ivoire	662	1.7	0.6	0.4 r	0.4 r	0.5 r	0.4 r	24.9	6.1	5.8 r	6.3 r	6.2 r	6.6 r
Equatorial Guinea	642	0.5	0.1 r	0.1 r	0.1 r	0.1 r
Ethiopia	644	0.7	0.5	0.2 r	0.2 r	0.2 r	0.2 r
Ghana	652	1.0	0.8	0.2 r	0.2 r	0.3 r	0.2 r	2.6	0.7	0.6 r	0.7 r	0.7 r	0.7 r
Guinea	656	0.6	0.1	0.1 r	0.1 r	0.2 r	0.1 r	0.5 e	0.1 e	0.1 e	0.1 e	0.1 e
Guinea-Bissau	654	0.1	0.3	0.0 r	0.0 r	0.0 r	0.0 r
Kenya	664	4.4	2.0	1.0 r	1.0 r	1.3 r	1.0 r	4.5	1.1	1.1 r	1.1 r	1.1 r	1.2 r
Liberia	668	1.2	0.3 r	0.3 r	0.3 r	0.3 r
Madagascar	674	0.4	0.2	0.1 r	0.1 r	0.1 r	0.1 r	3.9	1.0	0.9 r	1.0 r	1.0 r	1.0 r
Malawi	676	30.2	7.4	7.1 r	7.6 r	7.5 r	8.0 r
Mali	678	57.5	14.2	13.4 r	14.5 r	14.3 r	15.3 r
Mauritius	684	11.1	2.9	2.6 r	2.8 r	2.7 r	2.9 r
Mozambique	688	1.1	0.1	0.2 r	0.3 r	0.3 r	0.2 r	7.0	1.7	1.6 r	1.8 r	1.7 r	1.9 r

Bangladesh (513)

In Millions of U.S. Dollars

		Exports (FOB)						Imports (CIF)					
		2016	2015Q4	2016Q1	2016Q2	2016Q3	2016Q4	2016	2015Q4	2016Q1	2016Q2	2016Q3	2016Q4
Namibia	728	0.1 e	0.0 e	0.0 e	0.0 e	0.0 e
Nigeria	694	4.2	0.9	1.0 r	1.0 r	1.2 r	1.0 r	8.5	2.2	2.2 r	2.2 r	2.0 r	2.0 r
Senegal	722	3.1
South Africa	199	49.0	18.2	11.6 r	11.7 r	14.2 r	11.5 r	125.4	39.6	20.3 r	23.9 r	49.9 r	31.3 r
Tanzania	738	1.8	1.0	0.4 r	0.4 r	0.5 r	0.4 r	12.0	2.9	2.8 r	3.0 r	3.0 r	3.2 r
Uganda	746	9.5	1.2	2.2 r	2.3 r	2.7 r	2.2 r	2.0	0.5	0.5 r	0.5 r	0.5 r	0.5 r
Zambia	754	32.7	8.2	8.2 r	8.2 r	8.2 r	8.2 r
Zimbabwe	698	47.6	11.7	11.1 r	12.0 r	11.8 r	12.7 r
Western Hemisphere	205	307.0	85.5	72.4	73.4	89.1	72.0	1,549.7	387.5	354.5	348.2	464.2	382.6
Argentina	213	1.8	0.7	0.4 r	0.4 r	0.5 r	0.4 r	293.1	69.8	67.2 r	73.7 r	73.1 r	79.2 r
Belize	339	0.1	0.0	0.0 r	0.0 r	0.0 r	0.0 r
Brazil	223	112.7	30.3	26.6 r	26.9 r	32.7 r	26.4 r	985.5	270.7	224.6 r	206.2 r	321.7 r	233.0 r
Chile	228	34.4	9.1	8.1 r	8.2 r	10.0 r	8.1 r	14.1	0.7	1.2 r	3.6 r	5.6 r	3.8 r
Colombia	233	14.7	3.8	3.5 r	3.5 r	4.3 r	3.5 r	0.2 e	0.1 e	0.1 e	0.1 e	0.1 e
Dominican Republic	243	1.1	0.3	0.3 r	0.3 r	0.3 r	0.3 r
El Salvador	253	0.2	0.4	0.1 r	0.1 r	0.1 r	0.1 r	0.3 e	0.0 e	0.3 e	0.0 e	0.0 e
Guatemala	258	20.6	5.1	4.8 r	5.2 r	5.1 r	5.5 r
Jamaica	343	1.3	0.3	0.3 r	0.3 r	0.3 r	0.4 r
Mexico	273	115.0	33.4	27.1 r	27.5 r	33.4 r	27.0 r	5.3	1.3	1.3 r	1.3 r	1.3 r	1.3 r
Netherlands Antilles	353	1.8	0.2	0.4 r	0.4 r	0.5 r	0.4 r
Panama	283	9.6	3.4	2.3 r	2.3 r	2.8 r	2.3 r
Paraguay	288	63.6	15.7	14.9 r	16.1 r	15.8 r	16.9 r
Peru	293	16.7	4.3	3.9 r	4.0 r	4.8 r	3.9 r	4.8	1.2	1.1 r	1.2 r	1.2 r	1.3 r
St. Kitts and Nevis	361	67.6	15.8 r	17.1 r	16.8 r	18.0 r
Suriname	366	0.3 e	0.1 e	0.1 e	0.1 e	0.1 e
Uruguay	298	91.7	22.5	22.9 r	22.9 r	22.9 r	22.9 r
Other Countries n.i.e	910	5.6	1.5	1.3	1.3	1.6	1.3	5.6	1.4	1.3	1.4	1.4	1.5
Cuba	928	0.1 e	0.0 e	0.0 e	0.0 e	0.0 e
Korea, Dem. People's Rep.	954	5.6	1.5	1.3 r	1.3 r	1.6 r	1.3 r	5.5	1.4	1.3 r	1.4 r	1.4 r	1.5 r
Special Categories	899	6,353.1	1,380.6	1,498.8 r	1,519.2 r	1,844.6 r	1,490.5 r	3,434.9	847.6	810.4 r	870.1 r	848.7 r	905.6 r
Countries & Areas n.s.	898	85.5	24.2	20.2 r	20.5 r	24.8 r	20.1 r	246.9	60.9	57.7 r	62.4 r	61.2 r	65.6 r
Memorandum Items													
Africa	605	91.2	31.1	21.5	21.8	26.5	21.4	765.6	256.0	173.4	185.2	209.1	198.0
Middle East	405	719.2	171.8	169.7	172.0	208.8	168.7	2,294.6	575.0	535.6	579.1	570.8	609.1
European Union	998	12,919.1	3,449.7	3,047.8	3,089.3	3,751.0	3,031.0	3,133.7	672.1	749.6	749.5	820.5	814.1
Export earnings: fuel	080	958.7	227.9	226.2	229.2	278.4	224.9	2,507.3	692.6	547.3	601.3	619.9	738.8
Export earnings: nonfuel	092	28,866.5	7,283.1	6,809.9	6,902.8	8,381.2	6,772.5	41,015.3	9,784.9	9,596.5	10,536.2	10,154.6	10,727.9

Barbados (316)

In Millions of U.S. Dollars

		Exports (FOB)						Imports (CIF)					
		2016	2015Q4	2016Q1	2016Q2	2016Q3	2016Q4	2016	2015Q4	2016Q1	2016Q2	2016Q3	2016Q4
IFS World		147.4	158.4	124.3	109.8	445.7	390.0	396.9	384.3
World	001	449.6	126.1	134.9	106.4	94.0	114.4	1,629.3	451.9	394.0	401.6	389.0	444.7
Advanced Economies	110	226.0	65.6	69.4	53.5	46.5	56.6	1,033.5	283.7	250.6	255.1	246.6	281.2
Euro Area	163	18.3	5.3	5.6	4.3	3.8	4.6	141.5	37.1	34.4	35.0	33.8	38.4
Austria	122	0.0	0.0 r	0.0 r	0.0 r	0.0 r	0.0 r	1.9	0.4 r	0.4 r	0.5 r	0.5 r	0.6 r
Belgium	124	0.1	0.0 r	0.0 r	0.0 r	0.0 r	0.0 r	5.0	1.5 r	1.3 r	1.2 r	1.2 r	1.3 r
Cyprus	423	0.0	0.0 r	0.0 r	0.0 r	0.0 r	0.3	0.1 r	0.1 r	0.1 r	0.1 r	0.1 r
Estonia	939	0.6	0.0 r	0.1 r	0.1 r	0.1 r	0.2 r
Finland	172	0.0	0.0 r	0.0 r	0.0 r	0.0 r	0.4	0.1 r	0.1 r	0.1 r	0.1 r	0.1 r
France	132	11.0	3.2 r	3.3 r	2.6 r	2.3 r	2.8 r	31.7	8.8 r	7.7 r	7.8 r	7.6 r	8.6 r
Germany	134	2.1	0.3 r	0.6 r	0.5 r	0.4 r	0.5 r	33.2	8.1 r	7.7 r	8.2 r	8.1 r	9.2 r
Greece	174	0.0	0.0 r	0.0 r	0.0 r	0.0 r	0.0 r	0.2	0.0 r	0.0 r	0.0 r	0.0 r	0.0 r
Ireland	178	0.1	0.0 r	0.0 r	0.0 r	0.0 r	0.0 r	3.7	3.4 r	1.8 r	1.0 r	0.5 r	0.4 r
Italy	136	0.4	0.3 r	0.2 r	0.1 r	0.1 r	0.1 r	19.4	4.3 r	4.3 r	4.8 r	4.8 r	5.5 r
Latvia	941	0.0	0.0 r	0.0 r	0.0 r	0.0 r	0.0 r	0.1	0.0 r	0.0 r	0.0 r	0.0 r	0.0 r
Lithuania	946	0.0	0.0 r	0.0 r	0.0 r	0.0 r	0.0 r	0.3	0.1 r	0.1 r	0.1 r	0.1 r	0.1 r
Netherlands	138	3.1	0.8 r	0.9 r	0.7 r	0.7 r	0.8 r	30.1	6.5 r	7.3 r	7.4 r	7.2 r	8.2 r
Portugal	182	0.0	0.0 r	0.0 r	0.0 r	0.0 r	0.0 r	1.2	0.6 r	0.4 r	0.3 r	0.2 r	0.3 r
Slovak Republic	936	0.2	0.0 r	0.1 r	0.1 r	0.1 r	0.1 r	0.1	0.0 r	0.0 r	0.0 r	0.0 r	0.0 r
Slovenia	961	0.0	0.0 r	0.0 r	0.0 r	0.0 r	0.1	0.0 r	0.0 r	0.0 r	0.0 r	0.0 r
Spain	184	1.2	0.6 r	0.4 r	0.3 r	0.2 r	0.3 r	13.1	3.1 r	3.0 r	3.2 r	3.2 r	3.7 r
Australia	193	0.0	0.0 r	0.0 r	0.0 r	0.0 r	0.0 r	5.2	1.2 r	1.1 r	1.3 r	1.3 r	1.5 r
Canada	156	9.1	2.4 r	2.7 r	2.1 r	1.9 r	2.4 r	36.6	10.5 r	9.0 r	9.0 r	8.7 r	9.9 r
China,P.R.: Hong Kong	532	0.2	0.0 r	0.0 r	0.0 r	0.0 r	0.0 r	8.8	1.7 r	1.9 r	2.2 r	2.2 r	2.6 r
Czech Republic	935	0.2	0.1 r	0.1 r	0.0 r	0.0 r	0.0 r	0.5	0.1 r	0.1 r	0.1 r	0.1 r	0.1 r
Denmark	128	0.2	0.0 r	0.1 r	0.0 r	0.0 r	0.0 r	5.9	2.0 r	1.4 r	1.4 r	1.4 r	1.6 r
Iceland	176	0.1	0.0 r	0.0 r	0.0 r	0.0 r	0.0	0.0 r	0.0 r	0.0 r	0.0 r	0.0 r
Israel	436	0.2	0.0 r	0.1 r	0.1 r	0.1 r	0.1 r	1.9	0.7 r	0.5 r	0.5 r	0.4 r	0.5 r
Japan	158	0.1	0.1 r	0.0 r	0.0 r	0.0 r	0.0 r	43.3	10.6 r	10.0 r	10.7 r	10.6 r	12.1 r
Korea, Republic of	542	0.6	0.1 r	0.1 r	0.1 r	0.1 r	0.1 r	14.4	3.1 r	3.1 r	3.5 r	3.6 r	4.1 r
New Zealand	196	0.0	0.0 r	0.0 r	0.0 r	0.0 r	0.0 r	18.1	4.7 r	4.2 r	4.4 r	4.4 r	5.1 r
Norway	142	0.0	0.0 r	0.0 r	0.0 r	0.0 r	0.0 r	0.7	0.3 r	0.2 r	0.2 r	0.2 r	0.2 r
Singapore	576	0.0	0.0 r	0.0 r	0.0 r	0.0 r	0.0 r	2.1	1.4 r	0.8 r	0.6 r	0.4 r	0.4 r
Sweden	144	0.5	0.2 r	0.2 r	0.1 r	0.1 r	0.1 r	12.9	4.6 r	3.6 r	3.2 r	2.9 r	3.2 r
Switzerland	146	0.9	0.3 r	0.2 r	0.2 r	0.2 r	0.2 r	20.8	5.4 r	4.9 r	5.1 r	5.0 r	5.8 r
Taiwan Prov.of China	528	1.5	0.4 r	0.4 r	0.3 r	0.3 r	0.4 r	8.0	2.2 r	1.9 r	2.0 r	1.9 r	2.2 r
United Kingdom	112	16.2	4.1 r	4.6 r	3.8 r	3.5 r	4.3 r	78.0	19.8 r	18.3 r	19.2 r	18.9 r	21.6 r
United States	111	178.0	52.6 r	55.3 r	42.2 r	36.3 r	44.1 r	634.7	178.2 r	155.1 r	156.8 r	150.9 r	171.9 r
Emerg. & Dev. Economies	200	219.6	60.4	64.5	51.8	46.5	56.8	594.4	168.2	143.0	146.1	142.1	163.2
Emerg. & Dev. Asia	505	30.5	6.3	8.1	7.3	6.9	8.1	179.2	43.5	41.1	44.1	43.8	50.2
Bangladesh	513	0.0	0.0 r	0.0 r	0.0 r	0.0 r	0.0 r	0.3	0.0 r	0.1 r	0.1 r	0.1 r	0.1 r
Cambodia	522	0.1	0.0 r	0.0 r	0.0 r	0.0 r	0.0 r
China,P.R.: Mainland	924	22.1	4.6 r	6.0 r	5.2 r	4.8 r	6.0 r	119.1	27.6 r	26.8 r	29.3 r	29.3 r	33.6 r
Fiji	819	0.0	0.0 r	0.0 r	0.0 r	0.0 r	0.0 r	0.1 r
India	534	7.4	1.5 r	1.9 r	1.9 r	1.9 r	1.9 r	17.5	4.6 r	4.1 r	4.3 r	4.2 r	4.8 r
Indonesia	536	0.0	0.0 r	0.0 r	0.0 r	0.0 r	0.0 r	3.3	0.9 r	0.8 r	0.8 r	0.8 r	0.9 r
Malaysia	548	0.0	0.0 r	0.0 r	0.0 r	0.0 r	0.0 r	3.2	0.9 r	0.8 r	0.8 r	0.8 r	0.9 r
Philippines	566	0.0	0.0 r	0.0 r	0.0 r	0.0 r	0.0 r	0.6	0.2 r	0.1 r	0.2 r	0.2 r	0.2 r
Sri Lanka	524	0.0	0.0 r	0.0 r	0.0 r	0.0 r	0.4	0.1 r	0.1 r	0.1 r	0.1 r	0.1 r
Thailand	578	0.4	0.2 r	0.1 r	0.1 r	0.1 r	0.1 r	25.5	6.6 r	6.0 r	6.3 r	6.2 r	7.0 r
Vanuatu	846	0.2	0.0 r	0.0 r	0.0 r	0.0 r	0.0 r	0.0	0.0 r	0.0 r	0.0 r	0.0 r	0.0 r
Vietnam	582	0.4	0.0 r	0.1 r	0.1 r	0.1 r	0.1 r	3.9	1.0 r	0.9 r	1.0 r	0.9 r	1.1 r
Asia n.s.	598	5.3	1.6 r	1.3 r	1.3 r	1.3 r	1.5 r
Europe	170	0.7	0.1	0.2	0.2	0.2	0.2	12.9	2.5	2.7	3.1	3.3	3.8
Emerg. & Dev. Europe	903	0.7	0.1	0.2	0.2	0.1	0.2	12.4	2.3	2.6	3.0	3.1	3.6
Bulgaria	918	0.0	0.0 r	0.0 r	0.0 r	0.0 r	0.0 r	0.1	0.0 r	0.0 r	0.0 r	0.0 r	0.0 r
Hungary	944	0.0 r	0.6	0.2 r	0.2 r	0.1 r	0.1 r	0.1 r
Poland	964	0.1	0.0 r	0.0 r	0.0 r	0.0 r	0.0 r	1.8	0.5 r	0.5 r	0.5 r	0.4 r	0.5 r
Romania	968	0.0	0.0 r	0.0 r	0.0 r	0.0 r	0.3	0.0 r	0.1 r	0.1 r	0.1 r	0.1 r
Turkey	186	0.6	0.1 r	0.2 r	0.1 r	0.1 r	0.2 r	9.7	1.6 r	1.9 r	2.4 r	2.5 r	2.9 r

Barbados (316)

In Millions of U.S. Dollars

		Exports (FOB)						Imports (CIF)					
		2016	2015Q4	2016Q1	2016Q2	2016Q3	2016Q4	2016	2015Q4	2016Q1	2016Q2	2016Q3	2016Q4
CIS	901	0.0	0.0	0.0	0.0	0.0	0.0	0.4	0.2	0.1	0.1	0.1	0.1
Belarus	913	0.0	0.1 r	0.0 r	0.0 r	0.0 r	0.0 r
Georgia	915	0.0	0.0 r	0.0 r	0.0 r	0.0 r	0.0 r	0.1	0.0 r	0.0 r	0.0 r	0.0 r	0.0 r
Russian Federation	922	0.0	0.0 r	0.0 r	0.0 r	0.0 r	0.3	0.0 r	0.1 r	0.1 r	0.1 r	0.1 r
Mid East, N Africa, Pak	440	1.5	0.4	0.4	0.4	0.4	0.4	1.9	0.5	0.4	0.5	0.5	0.5
Bahrain, Kingdom of	419	0.0	0.1 r	0.0 r	0.0 r	0.0 r	0.0 r	0.0	0.0 r	0.0 r	0.0 r	0.0 r	0.0 r
Egypt	469	0.2	0.1 r	0.0 r	0.0 r	0.0 r	0.1 r
Iraq	433	0.1	0.0 r	0.0 r	0.0 r	0.0 r	0.0 r
Morocco	686	0.0	0.2 r	0.0 r	0.0 r	0.0 r	0.0 r
Oman	449	0.0 r	0.1	0.0 r	0.0 r	0.0 r	0.0 r	0.0 r
Pakistan	564	0.0	0.0 r	0.0 r	0.0 r	0.0 r	0.0 r	0.4	0.1 r	0.1 r	0.1 r	0.1 r	0.1 r
Saudi Arabia	456	0.0	0.0 r	0.0 r	0.0 r	0.0 r	0.0 r	0.3	0.0 r	0.1 r	0.1 r	0.1 r	0.1 r
United Arab Emirates	466	1.2	0.2 r	0.3 r	0.3 r	0.3 r	0.3 r	0.7	0.1 r	0.2 r	0.2 r	0.2 r	0.2 r
Sub-Saharan Africa	603	0.1	0.0	0.0	0.0	0.0	0.0	4.0	0.9	1.0	1.0	1.0	1.1
Cameroon	622	0.2	0.1 r	0.1 r	0.1 r	0.1 r	0.1 r
Côte d'Ivoire	662	0.3	0.0 r	0.1 r	0.1 r	0.1 r	0.1 r
Gabon	646	0.0	0.0 r	0.0 r	0.0 r	0.0 r	0.1	0.0 r	0.0 r	0.0 r	0.0 r	0.0 r
Ghana	652	0.0	0.0 r	0.0 r	0.0 r	0.0 r	0.0 r	0.2	0.0 r	0.0 r	0.0 r	0.0 r	0.0 r
South Africa	199	0.0	0.0 r	0.0 r	0.0 r	0.0 r	0.0 r	2.3	0.6 r	0.6 r	0.6 r	0.5 r	0.6 r
Swaziland	734	0.0	0.0 r	0.0 r	0.0 r	0.0 r	0.8	0.1 r	0.2 r	0.2 r	0.2 r	0.2 r
Uganda	746	0.0	0.1 r	0.0 r	0.0 r	0.0 r	0.0 r
Western Hemisphere	205	186.7	53.5	55.7	43.9	39.0	48.1	396.4	120.8	97.8	97.4	93.6	107.7
Anguilla	312	1.7	0.4 r	0.4 r	0.4 r	0.4 r	0.4 r	0.0	0.0 r	0.0 r	0.0 r	0.0 r	0.0 r
Antigua and Barbuda	311	13.0	3.3 r	3.7 r	3.1 r	2.8 r	3.5 r	0.3	0.1 r	0.1 r	0.1 r	0.1 r	0.1 r
Argentina	213	0.0	0.0 r	0.0 r	0.0 r	0.0 r	0.0 r	1.3	0.4 r	0.3 r	0.3 r	0.3 r	0.4 r
Aruba	314	1.2	0.4 r	0.4 r	0.3 r	0.2 r	0.3 r	0.0	0.0 r	0.0 r	0.0 r	0.0 r	0.0 r
Bahamas, The	313	5.0	1.4 r	1.5 r	1.2 r	1.1 r	1.3 r	0.1	2.4 r	0.0 r	0.0 r	0.0 r	0.0 r
Belize	339	1.6	0.5 r	0.5 r	0.4 r	0.3 r	0.4 r	2.2	0.6 r	0.5 r	0.5 r	0.5 r	0.6 r
Bermuda	319	0.6	0.2 r	0.2 r	0.1 r	0.1 r	0.1 r	0.0	0.0 r	0.0 r	0.0 r	0.0 r	0.0 r
Brazil	223	0.6	0.0 r	0.2 r	0.2 r	0.2 r	0.2 r	22.5	6.5 r	5.6 r	5.6 r	5.3 r	6.0 r
Chile	228	0.0	0.0 r	0.0 r	0.0 r	0.0 r	0.0 r	4.1	1.2 r	1.0 r	1.0 r	1.0 r	1.1 r
Colombia	233	0.1	0.0 r	0.0 r	0.0 r	0.0 r	0.0 r	5.3	1.2 r	1.2 r	1.3 r	1.3 r	1.5 r
Costa Rica	238	0.1	0.0 r	0.0 r	0.0 r	0.0 r	0.0 r	8.2	2.3 r	2.0 r	2.0 r	2.0 r	2.2 r
Curacao	354	3.1	1.8 r	0.8 r	0.8 r	0.8 r	0.8 r	1.7	0.2 r	0.4 r	0.4 r	0.4 r	0.4 r
Dominica	321	4.5	1.4 r	1.4 r	1.1 r	0.9 r	1.1 r	0.4	0.2 r	0.1 r	0.1 r	0.1 r	0.1 r
Dominican Republic	243	2.4	0.7 r	0.8 r	0.6 r	0.5 r	0.6 r	10.8	2.8 r	2.5 r	2.7 r	2.6 r	3.0 r
Ecuador	248	0.0	0.0 r	0.0 r	0.0 r	0.0 r	1.9	0.4 r	0.4 r	0.5 r	0.5 r	0.5 r
El Salvador	253	0.2	0.0 r	0.1 r	0.0 r	0.0 r	0.0 r	0.8	0.2 r	0.2 r	0.2 r	0.2 r	0.2 r
Grenada	328	10.6	2.8 r	3.1 r	2.5 r	2.2 r	2.8 r	1.1	0.3 r	0.3 r	0.3 r	0.2 r	0.3 r
Guatemala	258	1.1	0.0 r	0.3 r	0.3 r	0.3 r	0.3 r	4.3	1.1 r	1.0 r	1.1 r	1.0 r	1.2 r
Guyana	336	23.3	7.5 r	7.4 r	5.5 r	4.7 r	5.8 r	14.0	4.0 r	3.4 r	3.5 r	3.3 r	3.8 r
Haiti	263	0.4	0.2 r	0.1 r	0.1 r	0.1 r	0.1 r	0.1	0.0 r	0.0 r	0.0 r	0.0 r	0.0 r
Honduras	268	0.0	0.0 r	0.0 r	0.0 r	0.0 r	0.0 r	2.6	0.6 r	0.6 r	0.6 r	0.7 r	0.8 r
Jamaica	343	21.6	6.8 r	6.8 r	5.1 r	4.4 r	5.4 r	13.4	3.3 r	3.1 r	3.3 r	3.3 r	3.7 r
Mexico	273	0.1	0.0 r	0.0 r	0.0 r	0.0 r	0.0 r	26.8	9.6 r	7.3 r	6.6 r	6.0 r	6.9 r
Montserrat	351	0.4	0.1 r	0.1 r	0.1 r	0.1 r	0.1 r	0.0	0.0 r	0.0 r	0.0 r	0.0 r	0.0 r
Nicaragua	278	1.3	0.3 r	0.3 r	0.3 r	0.3 r	0.3 r	0.1	0.0 r	0.0 r	0.0 r	0.0 r	0.0 r
Panama	283	4.9	1.4 r	1.5 r	1.2 r	1.0 r	1.2 r	6.2	1.6 r	1.5 r	1.5 r	1.5 r	1.7 r
Paraguay	288	0.0 r	0.1	0.0 r	0.0 r	0.0 r	0.0 r	0.0 r
Peru	293	0.0	0.0 r	0.0 r	0.0 r	0.0 r	0.0 r	2.7	0.5 r	0.5 r	0.7 r	0.7 r	0.8 r
Sint Maarten	352	0.3	0.1 r	0.1 r	0.1 r	0.1 r	0.1 r	0.1	0.0 r	0.0 r	0.0 r	0.0 r	0.0 r
St. Kitts and Nevis	361	7.7	2.2 r	2.3 r	1.8 r	1.6 r	2.0 r	0.1	0.0 r	0.0 r	0.0 r	0.0 r	0.0 r
St. Lucia	362	19.4	5.3 r	5.8 r	4.5 r	4.0 r	5.0 r	28.8	11.2 r	7.0 r	7.1 r	6.9 r	7.9 r
St. Vincent & Grens.	364	13.7	3.8 r	4.1 r	3.2 r	2.9 r	3.5 r	8.0	2.5 r	2.0 r	2.0 r	1.9 r	2.1 r
Suriname	366	3.8	1.0 r	1.1 r	0.9 r	0.8 r	1.0 r	6.8	1.7 r	1.6 r	1.7 r	1.6 r	1.8 r
Trinidad and Tobago	369	39.9	10.7 r	11.6 r	9.3 r	8.4 r	10.7 r	217.7	64.7 r	53.9 r	53.2 r	51.1 r	59.5 r
Uruguay	298	0.0	0.0 r	0.0 r	0.0 r	0.0 r	0.0 r	3.6	1.1 r	0.9 r	0.9 r	0.9 r	0.9 r
Venezuela, Rep. Bol.	299	0.2	0.0 r	0.0 r	0.0 r	0.0 r	0.0 r	0.0	0.0 r	0.0 r	0.0 r	0.0 r	0.0 r
Western Hem. n.s.	399	4.1	1.1 r	1.2 r	1.0 r	0.8 r	1.0 r	0.3	0.0 r	0.1 r	0.1 r	0.1 r	0.1 r

Barbados (316)

In Millions of U.S. Dollars

		Exports (FOB)						Imports (CIF)					
		2016	2015Q4	2016Q1	2016Q2	2016Q3	2016Q4	2016	2015Q4	2016Q1	2016Q2	2016Q3	2016Q4
Other Countries n.i.e	910	4.1	0.0	1.0	1.0	1.0	1.0	1.4	0.1	0.3	0.3	0.3	0.3
Cuba	928	4.1	0.0 r	1.0 r	1.0 r	1.0 r	1.0 r	0.2	0.1 r	0.1 r	0.1 r	0.0 r	0.1 r
Korea, Dem. People's Rep.	954	0.0	0.0 r	0.0 r	0.0 r	0.0 r	0.0 r	1.2	0.0 r	0.3 r	0.3 r	0.3 r	0.3 r
Memorandum Items													
Africa	605	0.2	0.0	0.0	0.0	0.0	0.0	4.1	1.0	1.0	1.0	1.0	1.1
Middle East	405	1.4	0.3	0.4	0.4	0.4	0.4	1.3	0.2	0.3	0.3	0.3	0.4
European Union	998	35.4	9.7	10.5	8.3	7.4	9.2	241.5	64.4	58.4	59.7	57.7	65.7
Export earnings: fuel	080	41.6	11.1	12.0	9.7	8.8	11.1	226.6	66.6	55.9	55.4	53.3	62.0
Export earnings: nonfuel	092	408.0	114.9	122.9	96.7	85.2	103.3	1,402.7	385.3	338.1	346.2	335.7	382.7

Belarus (913)

In Millions of U.S. Dollars

		Exports (FOB)						Imports (CIF)					
		2016	2015Q4	2016Q1	2016Q2	2016Q3	2016Q4	2016	2015Q4	2016Q1	2016Q2	2016Q3	2016Q4
IFS World		23,415.5	6,203.7	5,003.3	6,138.9	6,109.6	6,163.7	27,569.7	7,990.9	5,888.0	7,089.9	6,694.5	7,897.3
World	001	23,381.3	6,203.1	4,998.0	6,121.7	6,106.2	6,155.4	27,006.0	7,988.9	5,878.1	7,071.8	6,666.5	7,389.6
Advanced Economies	110	5,124.4	1,753.0	1,431.1	1,477.8	1,106.2	1,109.3	5,170.0	1,546.0	1,097.9	1,250.9	1,396.7	1,424.6
Euro Area	163	3,466.3	1,179.5	1,025.5	1,045.0	711.5	684.3	3,520.5	1,025.1	735.2	863.9	904.9	1,016.5
Austria	122	15.5	4.4	3.2	3.6	4.7	4.0	128.7	36.4	24.2	31.1	37.7	35.6 r
Belgium	124	207.0	45.6	55.7	65.5	50.9	34.9	161.8	56.4	32.5	40.7	42.8	45.8 r
Cyprus	423	0.4	0.3	0.3	0.0	0.1	0.0	1.6	0.2	0.8	0.3	0.3	0.2 r
Estonia	939	64.4	15.4	11.9	17.4	19.4	15.7	41.2	5.3	4.3	5.8	14.3	16.7 r
Finland	172	16.6	6.1	6.6	2.4	2.4	5.2	84.5	20.4	15.4	19.2	23.1	26.9 r
France	132	43.3	9.4	7.6	10.0	14.5	11.1	241.3	78.7	52.3	61.5	59.6	67.9 r
Germany	134	944.2	247.3	205.4	244.1	246.9	247.7	1,317.0	361.7	255.5	333.2	316.4	411.9 r
Greece	174	0.7	0.1	0.2	0.2	0.1	0.1	34.1	6.8	10.2	8.5	8.9	6.5 r
Ireland	178	6.9	1.3	1.1	2.7	0.9	2.1	33.3	9.5	5.3	4.5	15.1	8.3 r
Italy	136	83.7	23.2	25.3	23.8	20.4	14.2	541.5	177.7	136.3	125.5	145.9	133.7 r
Latvia	941	270.9	156.0	71.6	81.7	61.6	56.0	70.0	22.2	19.9	16.0	16.9	17.2 r
Lithuania	946	779.7	216.9	206.5	210.2	182.2	180.7	263.9	77.0	50.0	70.5	70.5	72.9 r
Luxembourg	137	2.5	0.5	0.8	0.7	0.6	0.4	7.3	1.6	1.7	1.3	1.7	2.5 r
Malta	181	0.0	0.0	0.0	0.5	0.0	0.3	0.1	0.1	0.1 r
Netherlands	138	924.7	425.6	402.0	354.2	78.5	90.1	208.5	49.0	40.7	54.6	50.3	62.9 r
Portugal	182	1.4	0.1	1.4	0.0	0.0	0.0	17.4	10.2	4.7	3.8	4.0	4.9 r
Slovak Republic	936	69.7	19.4	18.7	20.1	17.7	13.2	83.9	21.8	13.5	22.7	31.8	16.0 r
Slovenia	961	10.1	2.2	1.9	2.7	2.5	3.0	59.9	16.3	14.5	13.6	14.1	17.7 r
Spain	184	24.6	5.7	5.3	5.6	8.0	5.6	224.3	73.9	53.2	50.8	51.4	68.8 r
Australia	193	3.0	0.3	0.6	0.5	0.4	1.6	14.5	0.7	1.6	5.7	5.2	2.0 r
Canada	156	53.7	5.5	13.3	14.4	15.7	10.2	25.5	4.1	4.4	3.3	5.5	12.3 r
China,P.R.: Hong Kong	532	6.1	1.1	1.0	1.1	1.7	2.3	6.9	1.0	3.2	1.7	0.7	1.4 r
Czech Republic	935	84.4	19.4	22.0	23.0	22.2	17.1	192.1	78.4	41.1	57.8	45.3	48.0 r
Denmark	128	5.8	1.7	1.6	1.2	1.3	1.7	87.7	30.9	18.8	22.9	18.0	28.0 r
Iceland	176	3.2	1.5	0.7	0.8	0.6	1.1	36.0	10.7	9.1	5.8	3.9	17.1 r
Israel	436	45.2	2.8	7.9	10.7	9.9	16.7	47.9	23.3	9.6	15.2	11.9	11.2 r
Japan	158	11.9	4.1	3.6	2.1	2.8	3.4	112.7	20.6	16.8	24.4	38.7	32.8 r
Korea, Republic of	542	34.2	8.0	10.5	9.6	9.0	5.2	85.1	31.9	15.0	19.6	26.5	24.0 r
New Zealand	196	18.8	9.3	3.1	7.4	6.1	2.2	2.4	0.9	0.8	1.0	0.5	0.2 r
Norway	142	106.7	33.4	27.9	21.2	27.6	29.9	161.2	46.0	40.8	36.9	41.7	41.9 r
San Marino	135	5.1	5.1 r
Singapore	576	18.3	5.4	2.7	3.7	5.6	6.3	19.7	3.9	3.7	4.6	7.5	3.8 r
Sweden	144	32.5	10.4	10.9	6.2	8.9	6.6	90.8	23.5	18.6	20.8	23.2	28.2 r
Switzerland	146	5.5	7.8	1.3	0.9	1.5	1.8	155.5	36.0	64.8	26.2	26.2	38.3 r
Taiwan Prov.of China	528	13.9	14.0	1.0	2.7	4.9	5.2	68.0	20.5	14.5	16.1	19.0	18.4 r
United Kingdom	112	1,085.4	433.7	275.6	309.6	231.0	269.2	158.6	65.0	27.5	38.1	42.4	50.6 r
United States	111	129.5	15.3	21.9	17.8	45.5	44.3	379.7	123.6	72.3	86.8	175.7	44.9 r
Emerg. & Dev. Economies	200	18,053.3	4,358.6	3,521.4	4,593.5	4,944.7	4,993.7	21,642.3	6,418.2	4,749.4	5,785.0	5,254.7	5,853.3
Emerg. & Dev. Asia	505	1,332.8	319.6	220.4	233.1	462.2	417.1	2,416.1	912.5	509.1	514.7	633.5	758.9
Bangladesh	513	135.2	0.0	0.4	16.2	77.3	41.3	19.6	4.0	6.3	3.9	4.4	5.0 r
Cambodia	522	0.3	0.2	0.0	0.1	0.1	1.6	0.4	0.5	0.3	0.4	0.5 r
China,P.R.: Mainland	924	468.2	137.4	52.4	41.3	203.5	171.0	2,097.5	835.4	432.4	439.0	553.3	672.9 r
Fiji	819	0.6	0.0	0.0	0.1	0.5
India	534	268.1	53.0	57.5	62.4	74.0	74.1	129.7	27.0	38.3	31.2	30.1	30.2 r
Indonesia	536	175.5	36.6	44.1	55.8	38.1	37.5	18.1	6.3	3.7	3.9	5.2	5.3 r
Lao People's Dem.Rep	544	2.5	0.5	0.9	1.1	0.0	0.0	0.0	0.0	0.0
Malaysia	548	105.5	17.9	28.8	25.0	24.7	27.1	55.5	12.6	9.9	14.2	16.1	15.2 r
Mongolia	948	9.8	2.7	1.9	2.4	2.4	3.2	0.1	0.1
Myanmar	518	10.6	15.9	0.2	0.5	1.3	8.6	0.3	0.0	0.0	0.0	0.1	0.1 r
Philippines	566	9.7	3.9	0.6	4.0	3.4	1.7	11.0	3.9	2.3	2.7	2.5	3.6 r
Sri Lanka	524	15.8	4.4	9.0	2.3	1.7	2.7	5.1	1.0	1.1	1.1	1.3	1.5 r
Thailand	578	54.2	18.4	14.8	6.1	19.0	14.2	33.5	8.5	6.8	8.3	8.8	9.6 r
Vietnam	582	76.8	29.1	10.7	16.3	15.3	34.5	44.2	13.5	7.7	10.0	11.5	15.0 r
Europe	170	15,714.2	3,819.4	3,099.7	4,042.4	4,218.3	4,353.8	18,360.9	5,284.4	4,087.7	5,011.3	4,414.2	4,847.7
Emerg. & Dev. Europe	903	1,135.8	287.2	307.2	299.4	273.7	255.5	2,179.7	498.5	490.1	616.2	481.3	592.0
Albania	914	0.3	0.0	0.0	0.1	0.1	0.7	0.1	0.1	0.1	0.2	0.2 r

Belarus (913)

In Millions of U.S. Dollars

		Exports (FOB)						Imports (CIF)					
		2016	2015Q4	2016Q1	2016Q2	2016Q3	2016Q4	2016	2015Q4	2016Q1	2016Q2	2016Q3	2016Q4
Bosnia and Herzegovina	963	7.8	1.5	1.1	0.8	1.1	5.0	1.9	0.2	0.2	0.4	0.6	0.7 r
Bulgaria	918	52.4	8.6	11.8	14.6	14.6	11.3	30.3	7.3	5.6	8.4	8.3	8.0 r
Croatia	960	5.2	0.1	2.2	0.5	0.4	2.1	7.3	9.9	1.9	2.1	1.7	1.6 r
Faroe Islands	816	3.7	0.4	0.1	0.6	1.1	1.9 r
Hungary	944	51.9	20.2	14.7	13.0	11.4	12.8	103.6	27.6	22.5	28.8	21.6	30.7 r
Macedonia, FYR	962	2.4	0.8	0.4	1.4	0.2	0.3	33.8	32.0	5.8	8.8	9.3	9.9 r
Montenegro	943	0.0	0.0	0.0	0.0	0.0	0.0	0.8	0.0	0.0	0.0	0.8
Poland	964	815.4	194.8	229.0	217.9	199.0	169.5	1,178.1	272.9	273.5	352.9	250.7	300.9 r
Romania	968	75.2	14.2	13.9	19.6	20.6	21.1	43.1	7.5	10.2	13.7	9.1	10.1 r
Serbia, Republic of	942	40.3	15.7	10.9	10.8	11.0	7.5	54.4	30.9	13.2	22.0	19.2
Turkey	186	84.8	31.2	23.1	20.7	15.2	25.8	722.0	109.8	157.0	178.3	158.7	228.0 r
CIS	901	14,578.4	3,532.2	2,792.5	3,743.0	3,944.6	4,098.3	16,181.3	4,785.9	3,597.6	4,395.1	3,932.9	4,255.7
Armenia	911	22.0	6.2	4.7	4.7	6.6	5.9	9.3	2.0	1.1	2.3	3.7	2.1 r
Azerbaijan, Rep. of	912	135.3	37.8	15.8	37.6	25.6	56.3	13.0	1.4	3.2	4.9	3.4	1.5 r
Georgia	915	57.4	5.8	6.6	27.6	13.2	10.1	15.8	5.7	3.0	3.7	5.0	4.1 r
Kazakhstan	916	363.7	107.1	67.2	80.4	112.2	103.9	60.9	9.7	5.8	10.9	18.3	26.1 r
Kyrgyz Republic	917	48.7	28.8	8.6	8.5	10.6	21.1	4.6	0.9	1.3	0.9	1.1	1.3 r
Moldova	921	118.2	29.4	19.5	30.8	37.6	30.3	108.9	74.4	52.0	18.5	18.1	20.4 r
Russian Federation	922	10,818.8	2,573.7	2,039.0	2,782.1	2,949.4	3,048.2	14,970.4	4,420.0	3,358.9	4,100.8	3,604.5	3,906.2 r
Tajikistan	923	17.6	4.2	2.9	3.6	4.4	6.9	2.2	1.6	0.5	0.5	0.4	0.8 r
Turkmenistan	925	112.8	25.4	41.3	26.9	21.3	23.4	7.3	0.5	2.8	0.7	3.0	0.8 r
Ukraine	926	2,848.0	705.6	580.1	732.8	755.3	779.9	961.5	263.5	162.6	245.5	268.2	285.2 r
Uzbekistan	927	35.8	8.2	7.0	8.2	8.3	12.5	27.3	6.3	6.2	6.4	7.4	7.2 r
Mid East, N Africa, Pak	440	307.1	46.8	72.0	90.8	53.9	90.4	216.8	97.1	46.0	55.9	55.9	58.9
Afghanistan, I.R. of	512	15.5	1.4	5.1	1.8	6.0	2.7	6.8	0.2	2.3	4.3
Algeria	612	1.9	0.6	0.2	0.1	0.6	1.0	0.0	0.0 r
Bahrain, Kingdom of	419	0.1	0.0	0.0	0.1	0.0	0.0	0.0	0.0	0.0	0.0	0.0
Egypt	469	43.4	5.9	3.6	13.2	11.5	15.0	16.0	12.7	5.7	4.6	1.8	3.8 r
Iran, I.R. of	429	48.9	5.0	4.5	13.5	10.7	20.2	5.6	5.3	1.9	1.4	0.7	1.6 r
Iraq	433	39.7	0.7	21.0	17.0	0.7	1.0
Jordan	439	15.0	0.4	7.4	1.9	5.6	0.1	9.0	0.0	3.6	5.4	0.0
Kuwait	443	4.6	0.9	1.0	2.2	0.8	0.6	1.6	0.3	0.3	0.3	0.7	0.4 r
Lebanon	446	0.3	0.5	0.1	0.0	0.1	0.1	21.2	0.6	1.3	8.8	3.0	8.1 r
Libya	672	0.5	0.0	0.2	0.1	0.2	0.0	0.0
Mauritania	682	0.9	0.1	0.8	1.5	0.0	0.3	0.4	0.7 r
Morocco	686	21.0	0.1	3.3	8.2	0.1	9.3	22.1	52.3	10.7	4.0	0.6	6.7 r
Oman	449	0.5	0.2	0.1	0.2	0.1	0.1	0.0	0.0	0.0	0.1
Pakistan	564	50.4	13.2	7.8	13.1	9.1	20.4	12.7	3.3	3.0	2.6	3.1	4.0 r
Qatar	453	0.7	0.0	0.3	0.0	0.1	0.3	4.2	0.7	0.5	0.6	1.3	1.7 r
Saudi Arabia	456	1.7	1.5	0.3	0.5	0.3	0.6	75.5	19.4	15.2	18.2	21.9	20.1 r
Somalia	726	0.1	0.0	0.1	13.7	3.2	10.5
Sudan	732	1.0	1.0 r
Syrian Arab Republic	463	31.5	7.0	10.2	13.3	3.8	4.1	7.1	0.0	0.1	0.3	2.2	4.6 r
Tunisia	744	1.0	0.3	0.5	0.2	0.1	0.2	2.6	0.5	0.6	0.7	0.6	0.6 r
United Arab Emirates	466	29.3	9.4	6.6	5.2	4.0	13.6	8.0	1.5	1.0	2.5	1.6	2.9 r
West Bank and Gaza	487	5.3	0.4	1.6	0.7	1.7	1.3 r
Yemen, Republic of	474	0.2	0.0	0.0	0.1	0.0	0.0	2.9	0.0	0.3	0.1	1.1	1.4 r
Sub-Saharan Africa	603	130.2	63.8	26.2	18.6	64.3	21.1	368.7	48.4	60.9	138.1	94.9	74.7
Angola	614	40.3	17.4	0.1	3.5	36.0	0.7
Benin	638	0.2	0.1	0.1	0.0	35.0	0.0	0.0	22.9	4.6	7.6 r
Burkina Faso	748	0.2	0.1	0.1	29.8	0.0	0.0	13.2	8.9	7.7 r
Burundi	618	0.7	0.7 r
Cameroon	622	2.2	4.2	0.2	0.1	0.0	2.0	28.6	3.4	13.5	14.7	0.5
Central African Rep.	626	31.4	0.0	5.1	14.7	11.7 r
Chad	628	0.1	0.1	0.1
Congo, Dem. Rep. of	636	1.2	0.0	0.5	0.7	1.0	0.7	0.3
Congo, Republic of	634	0.3	0.0	0.2	0.1	0.1	0.0	0.0	0.1 r
Côte d'Ivoire	662	15.2	11.4	4.6	3.2	3.4	3.9	53.5	4.4	8.5	19.6	13.3	12.0 r
Equatorial Guinea	642	0.0	0.1	0.0	0.0	0.1	0.1
Ethiopia	644	3.4	0.3	1.5	0.0	0.3	1.7	0.8	0.2	0.2	0.2	0.2	0.2 r

Belarus (913)

In Millions of U.S. Dollars

		Exports (FOB)						Imports (CIF)					
		2016	2015Q4	2016Q1	2016Q2	2016Q3	2016Q4	2016	2015Q4	2016Q1	2016Q2	2016Q3	2016Q4
Gabon	646	0.2	0.2
Ghana	652	2.4	0.5	1.1	0.3	0.2	0.7	24.7	8.3	5.1	6.2	6.3	7.1 r
Guinea	656	0.7	0.2	0.1	0.1	0.5	0.0	40.2	1.1	2.4	9.7	16.0	12.1 r
Guinea-Bissau	654	30.2	0.0	2.8	18.3	9.1
Kenya	664	1.9	1.5	1.2	0.4	0.2	0.2	11.1	3.6	0.7	0.9	2.5	7.0 r
Liberia	668	0.1	0.1	18.2	0.1	18.1	0.1	0.0
Madagascar	674	0.4	2.0	0.0	0.0	0.0	0.0	1.9 r
Malawi	676	0.0	0.0	1.1	0.3	0.1	0.4	0.5
Mali	678	21.2	7.1	7.3	6.2	6.0	1.7	16.3	0.0	4.1	12.2
Mauritius	684	0.0	0.3	0.0	0.0	0.2	0.0	0.1	0.1	0.0	0.0 r
Mozambique	688	0.1	0.1	0.0	0.5	0.0	0.5
Namibia	728	0.1	0.0	0.0	0.0	0.1 r
Niger	692	0.1	0.0	0.0	0.0	0.0	0.0
Nigeria	694	10.1	7.0	2.8	1.0	4.8	1.5	8.4	0.0	1.5	5.9	0.4	0.6 r
Rwanda	714	0.0	0.0	0.0	0.1	0.0	0.1	0.0 r
Senegal	722	7.7	8.7	2.4	0.5	4.8	0.2	0.0	0.1	0.0	0.0	0.1 r
Seychelles	718	0.0	0.0	0.1	0.0	0.0	0.1	0.0
Sierra Leone	724	1.9	0.4	1.2	0.3	0.0	0.5	16.4	0.0	2.8	13.6	0.0	0.0 r
South Africa	199	3.3	1.2	0.8	0.4	1.2	0.9	6.7	26.0	1.0	1.2	2.7	1.8 r
Tanzania	738	0.3	0.2	0.0	0.1	0.2	0.0	5.6	0.4	1.1	0.7	0.7	3.2 r
Togo	742	1.4	1.1	0.2	0.0
Uganda	746	12.9	2.6	1.2	0.7	4.6	6.4	1.8	0.0	0.4	0.3	0.8	0.3 r
Zambia	754	2.6	0.3	1.0	0.7	0.6	0.0	0.0
Zimbabwe	698	0.2	0.0	0.2	3.8	0.4	1.8	0.1	1.3	0.6 r
Western Hemisphere	205	568.9	109.1	103.0	208.6	145.9	111.4	279.7	75.8	45.6	64.9	56.2	113.1
Argentina	213	13.8	4.8	1.3	3.6	8.4	0.5	56.9	9.4	5.5	5.7	14.4	31.4 r
Bahamas, The	313	0.2	0.1	0.0	0.0	0.1	0.1 r
Barbados	316	0.1	0.0	0.0	0.0	0.0	0.0	0.0 r
Belize	339	0.6	0.6	0.0
Bolivia	218	0.2	0.1	0.0	0.1	0.5	0.2	0.0	0.1	0.2	0.2 r
Brazil	223	442.0	73.9	83.0	172.7	99.0	87.4	119.7	26.5	26.8	35.8	14.4	42.7 r
Chile	228	0.8	0.1	0.0	0.0	0.5	0.2	9.2	3.5	1.4	2.1	3.0	2.7 r
Colombia	233	34.0	9.7	6.9	7.8	14.8	4.5	11.7	5.9	1.3	2.1	3.5	4.8 r
Costa Rica	238	4.3	0.4	1.0	0.8	1.6	0.8	12.6	4.8	1.7	3.4	3.1	4.4 r
Dominican Republic	243	5.4	0.1	1.4	1.8	0.7	1.4	1.0	0.2	0.1	0.4	0.2	0.2 r
Ecuador	248	18.9	0.9	1.7	1.5	6.1	9.6	35.0	6.8	4.5	7.4	9.0	14.2 r
Greenland	326	0.1	0.1
Guatemala	258	9.9	0.0	3.5	0.6	2.8	2.9	1.0	0.2	0.0	0.3	0.3	0.4 r
Guyana	336	1.3	0.8	0.2	0.2	0.0	0.0	0.0	0.0	0.0
Honduras	268	0.3	0.0	0.0	0.1	0.2	0.0	0.0	0.0	0.0	0.0	0.0 r
Jamaica	343	0.2	0.0	0.0	0.1	0.0	0.1 r
Mexico	273	3.1	0.9	1.1	0.5	0.6	0.9	23.3	13.9	3.3	5.5	5.7	8.8 r
Nicaragua	278	3.2	1.1	0.5	0.8	0.9	1.0	0.3	0.0	0.0	0.1	0.1	0.0 r
Panama	283	3.0	0.9	0.4	0.9	1.3	0.4	2.2	0.3	0.3	0.6	0.6	0.7 r
Paraguay	288	9.6	8.3	0.3	9.1	0.2	0.1	0.1	0.1
Peru	293	5.9	0.2	0.0	4.5	1.4	0.1	3.7	3.1	0.6	0.6	1.0	1.5 r
Suriname	366	0.1	0.1	0.4	0.0	0.4	0.0
Trinidad and Tobago	369	0.1	0.0	0.0	0.1	0.0	0.0	0.0
Uruguay	298	10.5	0.0	3.7	6.8	0.0	1.5	0.9	0.0	0.2	0.3	0.9 r
Venezuela, Rep. Bol.	299	2.0	7.6	0.1	0.0	0.7	1.2	0.0	0.0	0.0	0.0
Other Countries n.i.e	910	18.4	22.1	3.5	5.2	7.3	2.4	48.5	1.5	20.4	23.4	4.5	0.2
Cuba	928	18.0	22.0	3.2	5.1	7.3	2.4	48.3	1.4	20.3	23.4	4.5	0.1 r
Korea, Dem. People's Rep.	954	0.4	0.0	0.3	0.1	0.0	0.2	0.1	0.1	0.0	0.0	0.1 r
Countries & Areas n.s.	898	185.2	69.5	42.0	45.2	48.1	49.9	145.2	23.2	10.5	12.6	10.6	111.5 r
Memorandum Items													
Africa	605	155.0	64.7	30.1	27.2	65.3	32.4	409.5	101.2	72.3	146.4	107.1	83.7
Middle East	405	216.4	31.3	55.2	67.3	37.9	56.0	156.5	41.0	31.4	42.8	36.4	45.9
European Union	998	5,674.5	1,882.5	1,607.2	1,650.7	1,220.9	1,195.7	5,412.3	1,547.9	1,154.9	1,409.5	1,325.3	1,522.7
Export earnings: fuel	080	11,664.9	2,804.9	2,208.9	2,979.8	3,188.9	3,287.2	15,205.7	4,471.7	3,397.2	4,155.9	3,670.1	3,982.5
Export earnings: nonfuel	092	11,716.4	3,398.2	2,789.1	3,141.9	2,917.3	2,868.2	11,800.3	3,517.2	2,480.9	2,915.9	2,996.4	3,407.1

Belgium (124)

In Millions of U.S. Dollars

		Exports (FOB)						Imports (CIF)					
		2016	2015Q4	2016Q1	2016Q2	2016Q3	2016Q4	2016	2015Q4	2016Q1	2016Q2	2016Q3	2016Q4
IFS World		399,499.5	97,978.7	99,221.0	103,420.4	98,723.9	98,134.3	372,812.4	92,428.9	92,898.8	96,452.9	91,806.7	91,654.0
World	001	397,976.7	97,510.9	98,859.2	103,031.6	98,392.2	97,693.7	372,602.7	92,052.5	92,906.4	96,458.0	91,805.8	91,432.6
Advanced Economies	110	322,964.0	78,660.6	80,917.7	83,468.5	79,422.8	79,155.1	292,450.9	73,208.0	72,871.3	76,048.1	70,770.0	72,761.6
Euro Area	163	225,893.4	55,236.4	57,078.5	58,272.1	55,115.1	55,427.7	197,311.9	49,027.6	48,477.8	50,684.1	47,530.2	50,619.7
Austria	122	4,003.6	932.7	1,023.1	1,055.2	977.4	948.0	2,039.4	540.4	545.0	536.6	476.4	481.4
Cyprus	423	212.0	45.3	40.0	58.0	64.4	49.7	87.6	23.8	21.7	23.7	20.3	22.0
Estonia	939	373.5	74.3	97.9	102.0	88.1	85.5	208.9	50.0	56.8	59.2	48.4	44.5
Finland	172	2,238.6	542.1	566.3	590.0	535.1	547.2	2,428.9	692.5	607.4	607.1	526.3	688.1
France	132	61,299.9	15,263.4	15,661.3	15,690.3	14,758.0	15,190.3	35,280.4	9,025.6	8,614.8	9,407.1	8,471.5	8,787.0
Germany	134	66,350.4	16,225.6	17,473.1	16,789.5	16,363.1	15,724.7	50,642.1	12,013.1	12,461.9	13,271.2	12,540.9	12,368.0
Greece	174	1,783.2	435.5	454.3	443.7	443.3	441.9	461.9	92.6	105.0	124.5	127.6	104.8
Ireland	178	2,202.9	478.4	529.6	534.6	570.8	568.0	16,589.8	4,533.8	4,606.4	3,737.2	3,851.6	4,394.6
Italy	136	20,798.2	4,574.2	5,356.8	5,509.1	4,858.0	5,074.4	14,641.2	3,771.1	3,800.3	3,833.3	3,389.8	3,617.8
Latvia	941	392.4	105.9	108.5	102.3	92.9	88.7	116.1	40.8	23.5	33.3	30.7	28.7
Lithuania	946	864.8	204.7	221.5	229.2	209.3	204.8	351.2	118.1	92.7	84.3	77.3	96.9
Luxembourg	137	5,852.1	1,495.3	1,408.8	1,536.0	1,367.6	1,539.7	2,980.3	761.5	767.1	831.6	678.9	702.7
Malta	181	140.1	47.7	39.7	36.9	33.3	30.3	74.3	15.1	11.7	17.4	21.3	23.9
Netherlands	138	44,715.2	11,349.6	10,509.1	11,727.9	11,105.5	11,372.7	59,983.9	15,011.3	14,099.9	15,012.9	14,614.6	16,256.5
Portugal	182	2,198.6	502.2	548.1	547.9	535.6	567.0	1,310.8	311.3	350.7	327.7	328.0	304.4
Slovak Republic	936	1,214.4	316.9	319.8	322.2	284.4	288.0	946.6	218.2	223.0	253.5	222.0	248.0
Slovenia	961	637.1	146.1	151.0	184.1	150.5	151.4	324.5	65.2	72.2	93.3	87.1	71.9
Spain	184	10,616.4	2,496.4	2,569.8	2,813.2	2,677.9	2,555.6	8,844.0	1,743.4	2,017.7	2,430.1	2,017.4	2,378.7
Australia	193	2,002.7	457.5	473.6	510.0	532.6	486.4	693.3	259.8	239.6	181.6	121.6	150.6
Canada	156	2,194.5	634.9	533.0	510.1	642.8	508.6	2,807.9	555.3	853.1	774.0	651.5	529.4
China,P.R.: Hong Kong	532	2,406.5	481.1	979.3	554.9	436.3	436.0	846.2	257.6	261.6	233.8	218.6	132.2
China,P.R.: Macao	546	3.7	1.2	0.4	1.3	1.0	1.1	6.1	1.4	2.1	1.3	1.4	1.3
Czech Republic	935	3,467.7	827.0	888.7	906.7	849.7	822.6	4,110.7	943.3	1,118.3	1,090.6	930.3	971.5
Denmark	128	3,081.0	751.3	734.2	813.8	746.8	786.2	1,448.9	306.2	338.4	381.9	362.6	366.1
Iceland	176	107.2	21.6	25.8	28.4	27.8	25.2	65.8	18.1	15.4	15.6	17.0	17.8
Israel	436	2,613.3	605.3	584.5	699.5	552.9	776.5	1,850.2	345.5	526.7	506.0	444.0	373.5
Japan	158	3,938.8	903.4	993.5	960.4	960.8	1,024.0	9,228.1	2,297.9	2,275.4	2,302.4	2,310.2	2,340.1
Korea, Republic of	542	1,593.0	386.5	353.1	397.1	430.4	412.4	2,251.4	558.1	609.1	605.4	536.6	500.3
New Zealand	196	242.9	51.4	53.4	59.0	75.9	54.5	324.5	57.8	33.7	123.7	98.2	69.0
Norway	142	1,815.9	377.0	404.5	484.6	475.7	451.0	3,739.3	1,204.4	1,027.6	953.8	679.0	1,078.8
San Marino	135	19.5	2.7	7.1	2.8	7.0	2.6	0.8	0.1	0.3	0.1	0.3	0.1
Singapore	576	1,723.6	368.3	604.4	359.8	416.1	343.3	6,176.6	1,365.7	1,801.3	1,560.2	1,509.3	1,305.8
Sweden	144	6,732.7	1,680.4	1,598.0	1,764.2	1,608.8	1,761.7	7,518.9	1,833.5	1,824.3	2,028.2	1,782.4	1,884.0
Switzerland	146	5,877.6	1,416.4	1,371.8	1,598.2	1,606.8	1,300.9	4,950.6	1,101.5	1,143.6	1,369.6	1,145.7	1,291.7
Taiwan Prov.of China	528	785.3	170.5	187.6	230.3	178.5	188.8	1,193.5	258.0	324.1	311.7	288.5	269.3
United Kingdom	112	35,411.9	8,691.7	8,676.9	8,828.1	9,143.5	8,763.4	17,790.7	4,703.4	4,448.9	4,679.4	4,646.9	4,015.5
United States	111	23,052.7	5,595.9	5,369.3	6,487.2	5,614.1	5,582.1	30,135.4	8,112.8	7,550.0	8,244.9	7,495.7	6,844.8
Vatican	187	0.1	0.0	0.0	0.0	0.1	0.0	0.0	0.0	0.0	0.0	0.0	0.0
Emerg. & Dev. Economies	200	72,688.1	18,028.5	17,327.7	18,975.7	18,329.5	18,055.2	79,653.1	18,720.9	19,874.3	20,322.4	20,888.5	18,568.0
Emerg. & Dev. Asia	505	20,345.5	4,861.7	5,224.9	5,288.9	4,955.9	4,875.8	29,012.9	6,656.1	7,605.1	7,124.4	7,814.1	6,469.3
American Samoa	859	0.1	0.0	0.0	0.0	0.0	0.0	0.0	0.0	0.0	0.0	0.0	0.0
Bangladesh	513	210.1	60.7	49.7	56.4	53.2	50.8	1,114.1	222.8	294.8	289.2	318.1	212.1
Bhutan	514	1.5	0.0	0.1	1.1	0.1	0.2	0.8	0.0	0.8	0.0
Brunei Darussalam	516	7.3	2.4	0.8	1.1	2.9	2.5	0.0	0.0	0.0	0.0	0.0	0.0
Cambodia	522	72.9	19.5	21.1	19.1	11.1	21.6	341.5	48.4	82.2	74.0	112.5	72.8
China,P.R.: Mainland	924	7,655.6	1,905.8	1,886.3	1,855.5	1,767.2	2,146.6	16,104.3	3,807.8	4,256.6	3,800.8	4,382.2	3,664.8
Fiji	819	2.4	0.5	0.7	0.8	0.5	0.4	0.0	0.0	0.0	0.0	0.0
F.T. French Polynesia	887	24.3	5.0	5.6	6.7	6.4	5.6	0.9	0.3	0.4	0.2	0.0	0.2
F.T. New Caledonia	839	24.9	8.1	6.9	6.2	5.6	6.2	37.6	12.8	8.3	12.4	5.1	11.7
Guam	829	1.1	0.6	0.3	0.3	0.2	0.2	0.0	0.0	0.0	0.0	0.0
India	534	8,994.5	2,015.3	2,499.2	2,448.9	2,265.7	1,780.7	4,846.3	1,016.1	1,255.8	1,290.3	1,252.0	1,048.1
Indonesia	536	608.3	133.2	131.1	172.3	145.1	159.9	1,364.4	295.0	386.1	348.0	356.7	273.6
Kiribati	826	0.2	0.1	0.1
Lao People's Dem.Rep	544	26.2	5.6	10.6	4.4	6.9	4.3	18.1	1.4	6.0	5.0	4.6	2.6
Malaysia	548	634.5	164.5	134.6	184.6	149.2	166.0	1,034.9	264.2	241.6	254.1	259.4	279.6
Maldives	556	7.9	1.3	1.6	1.3	1.6	3.5	0.8	0.5	0.3	0.2	0.1	0.2

Belgium (124)

In Millions of U.S. Dollars

		Exports (FOB)						Imports (CIF)					
		2016	2015Q4	2016Q1	2016Q2	2016Q3	2016Q4	2016	2015Q4	2016Q1	2016Q2	2016Q3	2016Q4
Marshall Islands	867	0.2	0.0	0.0	0.2	0.0	0.0
Mongolia	948	10.5	3.5	1.3	6.6	1.3	1.5	4.6	0.8	0.5	0.3	3.6	0.1
Myanmar	518	28.2	5.7	2.6	9.9	9.2	6.5	67.9	7.7	10.4	14.7	21.6	21.1
Nepal	558	20.0	13.4	6.8	7.3	3.9	2.0	2.9	0.5	0.5	0.7	0.7	0.9
Papua New Guinea	853	10.2	0.9	1.5	3.9	1.5	3.2	55.4	11.2	10.4	11.3	15.2	18.4
Philippines	566	396.9	96.0	90.5	85.2	119.8	101.5	217.6	90.0	55.2	56.1	55.6	50.7
Samoa	862	0.3	0.4	0.3	0.0	0.0	0.0	0.0	0.0
Solomon Islands	813	0.7	0.4	0.5	0.1	0.0	0.0	0.0	0.0	0.0	0.0	0.0
Sri Lanka	524	73.0	20.5	17.7	18.9	18.2	18.2	325.2	83.5	86.1	79.1	90.0	70.0
Thailand	578	1,035.8	250.9	243.0	249.9	272.0	270.9	1,605.8	367.8	410.3	414.6	414.2	366.7
Timor-Leste	537	0.7	0.0	0.0	0.1	0.5	3.0	0.6	0.6	0.2	2.2
Tonga	866	0.1	0.0	0.1	0.0	0.0	0.0	0.0	0.0
Vanuatu	846	0.3	0.0	0.1	0.1	0.1	0.1	0.0	0.0	0.0	0.0	0.0
Vietnam	582	494.8	145.7	111.6	147.4	113.2	122.5	1,863.5	424.6	496.1	472.3	521.9	373.2
Asia n.s.	598	2.1	1.8	0.6	0.7	0.4	0.2	3.4	0.1	3.0	0.3	0.0	0.0
Europe	170	23,998.0	5,736.2	5,678.9	6,335.5	6,085.1	5,898.5	21,989.0	5,276.1	5,555.0	5,628.7	5,537.9	5,267.4
Emerg. & Dev. Europe	903	18,920.2	4,547.2	4,551.9	4,994.2	4,743.7	4,630.5	13,035.0	3,190.5	3,059.8	3,311.6	3,326.9	3,336.7
Albania	914	31.1	7.3	8.7	6.9	9.0	6.3	11.9	2.0	1.8	8.8	0.7	0.6
Bosnia and Herzegovina	963	69.5	15.5	18.0	18.3	16.2	17.1	48.2	12.0	17.6	12.3	11.0	7.4
Bulgaria	918	812.5	198.8	178.6	222.7	216.5	194.8	725.5	227.1	130.4	159.1	267.0	169.0
Croatia	960	404.0	90.1	91.7	109.6	100.3	102.5	144.2	32.5	36.1	39.5	31.4	37.2
Faroe Islands	816	3.4	0.7	0.5	0.8	1.1	0.9	0.7	0.3	0.4	0.0	0.0
Gibraltar	823	147.6	65.3	43.7	27.1	55.1	21.7	27.9	0.0	5.1	0.0	14.8	8.0
Hungary	944	2,302.0	526.3	588.1	578.0	595.4	540.5	1,913.7	488.9	483.0	513.4	463.9	453.4
Kosovo	967	10.5	3.6	2.1	2.1	2.7	3.6	1.1	3.9	0.6	0.2	0.1	0.1
Macedonia, FYR	962	120.0	27.9	32.3	31.8	27.1	28.8	226.3	49.7	64.6	55.3	52.3	54.2
Montenegro	943	10.8	2.3	2.7	2.2	2.8	3.1	22.1	6.1	4.7	5.5	5.9	6.0
Poland	964	7,972.2	1,863.0	1,892.6	2,122.8	1,991.8	1,965.1	4,205.8	1,041.0	1,020.3	1,114.5	1,027.3	1,043.8
Romania	968	1,811.9	424.0	466.5	452.4	465.0	428.0	1,169.2	239.1	274.3	269.7	315.7	309.5
Serbia, Republic of	942	293.3	68.6	72.7	78.5	73.6	68.5	154.3	40.3	41.4	47.3	34.9	30.8
Turkey	186	4,931.3	1,253.7	1,153.7	1,341.0	1,187.1	1,249.6	4,383.9	1,047.7	979.8	1,085.5	1,101.8	1,216.7
CIS	901	5,065.9	1,181.9	1,124.1	1,338.7	1,338.0	1,265.2	8,953.6	2,085.5	2,495.1	2,317.1	2,210.8	1,930.6
Armenia	911	72.4	16.3	13.7	18.3	19.5	20.8	42.4	8.5	9.3	16.3	11.0	5.8
Azerbaijan, Rep. of	912	42.8	14.0	16.4	8.0	7.8	10.5	2.3	0.9	0.8	0.6	0.8	0.2
Belarus	913	162.8	51.7	34.5	45.1	41.6	41.5	101.0	19.6	43.7	21.0	18.8	17.6
Georgia	915	110.8	18.7	47.7	19.7	20.9	22.5	28.1	8.1	7.5	7.5	5.7	7.3
Kazakhstan	916	169.5	50.0	45.7	43.5	40.1	40.2	76.9	50.2	31.7	17.5	15.4	12.3
Kyrgyz Republic	917	16.9	3.7	4.4	3.6	4.9	4.0	0.8	0.1	0.2	0.2	0.4	0.1
Moldova	921	32.7	7.9	6.7	10.3	6.8	8.9	10.1	2.4	2.3	2.7	2.2	3.0
Russian Federation	922	3,766.9	875.4	800.9	998.5	1,025.6	941.8	8,327.2	1,918.6	2,311.6	2,181.9	2,037.8	1,795.8
Tajikistan	923	3.5	0.4	0.5	0.8	1.0	1.3	7.2	1.5	1.7	2.0	1.5	2.0
Turkmenistan	925	25.6	2.1	2.9	8.9	8.1	5.7	1.3	0.1	0.3	0.4	0.4	0.3
Ukraine	926	616.4	130.7	139.5	169.4	148.5	159.0	348.9	73.7	84.6	64.9	114.7	84.6
Uzbekistan	927	45.5	11.2	11.2	12.4	13.0	8.9	7.3	1.7	1.5	2.0	2.0	1.6
Europe n.s.	884	11.9	7.2	3.0	2.7	3.4	2.8	0.5	0.1	0.1	0.1	0.2	0.1
Mid East, N Africa, Pak	440	12,794.7	3,552.6	3,012.5	3,283.9	3,168.4	3,329.8	8,915.5	2,094.9	1,979.0	2,460.5	2,519.4	1,956.5
Afghanistan, I.R. of	512	62.0	6.0	17.4	16.4	9.5	18.6	0.3	0.5	0.2	0.0	0.1	0.0
Algeria	612	1,038.6	327.9	261.6	258.0	260.0	259.0	1,088.4	222.2	167.6	252.2	388.7	279.9
Bahrain, Kingdom of	419	88.7	19.4	17.8	17.7	25.8	27.4	90.5	23.1	26.2	14.8	40.7	8.8
Djibouti	611	23.2	6.6	4.5	6.3	5.0	7.4	6.2	0.4	0.0	0.2	0.0	6.0
Egypt	469	1,303.7	326.8	326.7	370.3	273.9	332.8	277.9	61.2	59.4	69.5	81.6	67.5
Iran, I.R. of	429	532.2	111.5	79.8	130.8	145.4	176.2	188.4	26.6	37.1	20.9	31.4	99.0
Iraq	433	250.0	72.9	71.1	52.6	44.7	81.6	62.8	64.6	15.8	0.1	21.9	25.1
Jordan	439	277.5	66.4	66.4	65.8	76.8	68.4	40.4	8.2	11.1	14.7	7.2	7.4
Kuwait	443	258.5	59.8	59.0	66.1	57.1	76.3	46.5	16.3	14.3	13.4	9.2	9.6
Lebanon	446	440.1	103.7	109.4	116.2	100.9	113.5	50.1	8.3	14.2	14.5	11.7	9.8
Libya	672	131.1	43.1	26.4	51.9	24.6	28.1	8.9	6.2	0.2	2.0	5.3	1.5
Mauritania	682	103.1	20.8	25.9	30.2	18.3	28.8	0.7	0.1	0.2	0.0	0.4	0.0
Morocco	686	921.0	232.1	224.3	232.3	243.2	221.1	337.9	81.1	95.7	87.5	87.0	67.7
Oman	449	174.6	44.5	35.3	36.1	50.9	52.3	13.1	1.7	3.4	2.3	3.7	3.7

Belgium (124)

In Millions of U.S. Dollars

		Exports (FOB)						Imports (CIF)					
		2016	2015Q4	2016Q1	2016Q2	2016Q3	2016Q4	2016	2015Q4	2016Q1	2016Q2	2016Q3	2016Q4
Pakistan	564	472.4	125.5	100.5	116.1	128.2	127.7	459.3	96.3	108.3	116.3	124.1	110.7
Qatar	453	288.8	78.8	83.9	57.9	74.4	72.6	748.0	230.4	196.9	191.6	176.0	183.6
Saudi Arabia	456	1,880.3	542.9	453.8	530.0	462.3	434.1	2,491.1	388.3	450.2	843.7	683.5	513.7
Somalia	726	6.3	1.5	0.2	4.7	0.4	1.0	0.0
Sudan	732	86.0	26.4	23.6	12.9	36.9	12.5	9.8	1.3	3.6	2.5	1.1	2.5
Syrian Arab Republic	463	28.0	6.2	6.8	7.4	4.9	8.8	1.7	0.1	0.5	0.3	0.5	0.4
Tunisia	744	387.8	104.4	88.5	88.0	112.4	98.9	320.8	75.6	89.1	86.4	71.1	74.1
United Arab Emirates	466	3,972.6	1,206.0	911.7	1,000.4	995.0	1,065.4	2,667.5	780.9	683.9	726.4	773.2	484.0
West Bank and Gaza	487	5.5	2.1	0.7	1.3	1.9	1.6	3.0	0.9	0.9	0.7	0.6	0.8
Yemen, Republic of	474	62.9	17.2	17.2	14.3	16.0	15.5	2.1	0.6	0.3	0.6	0.5	0.7
Sub-Saharan Africa	603	8,673.7	2,250.4	1,957.6	2,201.9	2,366.8	2,147.4	9,357.7	2,175.8	2,165.2	2,508.5	2,380.2	2,303.8
Angola	614	269.0	52.0	50.0	78.9	79.5	60.6	459.8	170.0	128.5	161.5	98.6	71.3
Benin	638	76.1	56.4	25.0	19.7	18.5	12.8	3.7	1.8	0.4	1.1	0.8	1.4
Botswana	616	141.9	47.5	28.8	38.5	39.6	35.0	2,122.0	324.3	428.8	584.9	542.9	565.3
Burkina Faso	748	92.9	23.7	19.8	30.5	23.4	19.1	4.9	1.1	1.6	2.7	0.5	0.2
Burundi	618	33.2	23.7	6.3	16.1	5.0	5.8	5.7	2.3	2.4	1.4	1.0	1.0
Cabo Verde	624	20.9	3.6	7.1	6.0	3.3	4.4	0.0	0.0	0.0	0.0	0.0	0.0
Cameroon	622	263.2	64.2	66.2	68.0	64.8	64.1	292.1	81.2	64.4	65.9	74.0	87.8
Central African Rep.	626	17.6	3.0	5.9	3.1	5.1	3.5	6.4	0.5	1.7	2.2	0.5	2.0
Chad	628	26.8	8.1	8.6	6.3	5.1	6.7	0.0	0.0	0.0	0.0
Comoros	632	4.1	0.8	0.6	1.0	0.9	1.6	0.0	0.0	0.0
Congo, Dem. Rep. of	636	384.9	133.8	100.0	113.5	88.8	82.7	303.8	91.1	87.0	73.6	82.8	60.4
Congo, Republic of	634	109.2	35.1	34.5	24.1	28.7	21.9	49.0	8.9	16.2	15.6	8.3	8.9
Côte d'Ivoire	662	323.4	72.2	91.3	90.7	65.7	75.7	758.6	184.2	179.7	195.3	187.3	196.3
Equatorial Guinea	642	28.5	6.3	6.1	7.7	7.1	7.7	0.2	0.0	0.2
Eritrea	643	10.7	2.0	4.6	1.2	1.2	3.8	0.1	0.0	0.0	0.0	0.0	0.1
Ethiopia	644	196.7	37.7	57.7	39.9	50.7	48.4	27.0	4.6	7.3	7.7	5.8	6.3
Gabon	646	125.5	24.2	27.7	31.4	29.6	36.8	80.8	29.4	19.0	24.7	20.1	16.9
Gambia, The	648	18.1	4.2	4.9	5.6	4.5	3.2	1.1	0.1	0.3	0.6	0.1	0.1
Ghana	652	240.6	78.9	64.7	69.0	54.4	52.4	272.6	66.5	89.4	65.0	68.1	50.1
Guinea	656	172.0	35.0	43.3	39.1	40.0	49.5	41.5	10.1	7.5	19.0	12.7	2.3
Guinea-Bissau	654	4.8	1.4	0.9	1.3	1.3	1.3	0.9	0.0	0.0	0.9
Kenya	664	161.9	30.6	34.2	44.0	40.3	43.4	54.7	16.2	15.6	11.6	16.3	11.3
Lesotho	666	3.5	0.4	0.8	1.6	0.9	0.2	226.4	66.9	62.2	87.7	31.8	44.7
Liberia	668	23.6	14.9	6.8	7.2	6.7	2.9	15.0	0.3	2.8	9.0	2.6	0.6
Madagascar	674	81.3	16.3	21.6	18.8	21.7	19.2	84.2	37.9	19.8	16.2	11.2	37.1
Malawi	676	30.1	12.1	11.7	3.2	13.7	1.4	125.1	54.1	29.4	33.8	40.5	21.4
Mali	678	147.0	25.8	34.5	36.9	31.5	44.0	0.6	0.1	0.0	0.5	0.1	0.0
Mauritius	684	102.7	26.2	27.9	24.8	25.6	24.4	43.1	11.4	11.5	10.3	12.4	8.8
Mozambique	688	65.5	14.4	13.5	14.3	20.8	16.9	101.3	71.8	56.8	13.2	9.6	21.6
Namibia	728	15.0	2.7	2.9	3.3	5.4	3.4	351.8	31.4	93.0	83.1	47.7	128.0
Niger	692	58.8	15.7	15.6	8.6	22.6	12.0	0.1	0.0	0.0	0.0	0.0	0.0
Nigeria	694	2,093.9	531.8	285.0	596.6	539.2	673.1	101.6	17.2	30.6	29.3	15.7	26.0
Rwanda	714	66.6	11.9	19.5	19.8	12.0	15.3	8.9	5.1	1.8	1.4	1.8	3.9
São Tomé & Príncipe	716	2.1	0.3	0.5	0.6	0.4	0.5	2.5	0.4	0.7	0.4	0.8	0.6
Senegal	722	320.6	61.8	63.9	65.8	83.1	107.7	36.3	10.4	7.9	8.6	13.5	6.3
Seychelles	718	8.9	1.9	2.8	2.0	2.2	1.9	3.7	0.0	0.0	2.5	0.2	1.0
Sierra Leone	724	32.6	8.4	11.6	8.9	5.6	6.6	120.1	36.8	33.4	34.9	22.0	29.8
South Africa	199	1,496.5	354.5	309.3	339.8	485.4	362.0	2,934.3	696.0	549.2	708.6	926.0	750.5
South Sudan, Rep. of	733	2.5	0.3	0.7	0.2	1.0	0.6	0.0	0.0	0.0	0.0
Swaziland	734	3.7	0.3	1.3	0.5	1.5	0.5	1.0	0.2	0.1	0.2	0.1	0.5
Tanzania	738	122.8	33.0	27.1	34.2	40.8	20.7	269.1	22.2	82.6	95.8	39.7	51.0
Togo	742	1,150.1	346.4	386.0	244.4	357.2	162.6	26.9	2.6	5.6	12.6	4.8	3.9
Uganda	746	57.0	14.1	12.7	10.3	18.1	15.8	59.6	17.2	13.7	15.4	16.0	14.6
Zambia	754	40.9	10.2	7.1	13.2	10.2	10.5	304.3	84.6	88.4	94.6	61.4	59.9
Zimbabwe	698	25.9	2.3	6.5	11.5	3.5	4.5	56.8	16.8	25.7	17.6	2.4	11.1
Western Hemisphere	205	6,876.2	1,627.6	1,453.8	1,865.5	1,753.2	1,803.7	10,378.1	2,518.0	2,570.0	2,600.2	2,637.0	2,570.9
Anguilla	312	0.4	0.1	0.0	0.1	0.1	0.1
Antigua and Barbuda	311	1.0	0.3	0.2	0.3	0.1	0.4	0.7	0.3	0.2	0.2
Argentina	213	549.0	88.9	104.6	173.1	109.8	161.5	388.2	94.3	97.3	65.2	125.5	100.2

Belgium (124)

In Millions of U.S. Dollars

		Exports (FOB)						Imports (CIF)					
		2016	2015Q4	2016Q1	2016Q2	2016Q3	2016Q4	2016	2015Q4	2016Q1	2016Q2	2016Q3	2016Q4
Aruba	314	2.8	0.7	0.7	0.6	0.6	0.9	0.3	0.0	0.0	0.1	0.2	0.1
Bahamas, The	313	3.2	0.5	0.8	1.0	0.7	0.7	19.9	4.1	2.1	2.1	0.0	15.7
Barbados	316	3.5	0.8	0.9	0.9	1.0	0.7	0.0	0.0	0.0	0.0	0.0	0.0
Belize	339	2.1	0.4	0.5	0.3	0.6	0.6	0.2	0.0	0.0	0.0	0.0	0.2
Bermuda	319	1.6	0.2	0.1	0.2	0.2	1.2	0.0	0.0	0.0	0.0	0.0	0.0
Bolivia	218	33.0	6.2	10.8	6.5	9.3	6.5	177.4	80.5	36.6	70.5	27.0	43.2
Brazil	223	2,809.4	693.0	551.2	763.9	762.9	731.3	2,901.4	629.5	717.8	649.1	793.9	740.6
Chile	228	463.7	121.2	118.2	115.9	113.6	116.1	567.9	202.8	164.0	124.9	142.0	137.0
Colombia	233	423.3	118.3	82.7	125.7	118.9	96.1	519.0	136.2	136.3	122.0	122.2	138.6
Costa Rica	238	65.5	13.1	11.3	10.6	27.5	16.1	587.5	120.3	116.5	161.8	136.0	173.2
Curacao	354	9.5	3.0	2.1	3.1	2.2	2.1	13.5	3.7	1.3	3.6	5.4	3.3
Dominica	321	0.9	0.2	0.3	0.3	0.1	0.2	0.0	0.0	0.0	0.0
Dominican Republic	243	84.1	17.0	20.6	23.3	19.4	20.7	197.4	46.1	46.7	51.4	56.0	43.3
Ecuador	248	97.1	28.0	24.6	19.3	28.0	25.2	261.5	63.9	65.4	68.9	70.7	56.5
El Salvador	253	20.1	5.9	4.2	5.8	3.6	6.5	10.8	1.7	3.8	2.1	1.5	3.3
Greenland	326	1.3	0.2	0.2	0.3	0.5	0.3	0.0	0.0	0.0
Grenada	328	0.5	0.2	0.1	0.1	0.1	0.2	0.2	0.0	0.0	0.0	0.1	0.0
Guatemala	258	52.8	24.9	10.7	14.9	14.3	12.9	77.9	15.6	9.5	24.1	29.6	14.7
Guyana	336	7.5	1.4	1.8	1.7	2.0	2.0	37.6	16.4	6.2	6.8	11.1	13.4
Haiti	263	17.5	1.9	2.9	7.0	4.2	3.4	8.5	0.9	2.5	2.5	2.2	1.3
Honduras	268	50.9	7.6	19.1	13.2	9.9	8.7	110.5	17.2	26.1	31.3	32.4	20.7
Jamaica	343	35.7	10.6	8.0	9.0	8.4	10.4	5.9	0.8	2.3	1.7	1.4	0.5
Mexico	273	1,399.2	313.3	294.9	378.4	346.7	379.2	3,404.0	794.3	885.8	932.7	817.3	768.2
Montserrat	351	0.2	0.0	0.2	0.0	0.0	0.5	0.1	0.1	0.1	0.1	0.1
Nicaragua	278	19.3	2.7	4.5	4.4	5.1	5.2	46.4	14.8	9.8	10.3	13.8	12.6
Panama	283	142.1	35.5	39.8	32.5	36.4	33.4	8.5	1.1	1.1	3.9	1.4	2.2
Paraguay	288	37.2	9.5	14.8	5.9	8.6	7.8	4.9	1.1	1.4	1.1	1.3	1.1
Peru	293	209.9	53.1	51.7	52.5	59.6	46.0	603.3	125.4	147.3	130.7	144.6	180.8
Sint Maarten	352	2.9	0.6	0.8	0.6	0.6	0.9	32.5	3.7	6.2	5.1	7.9	13.4
St. Kitts and Nevis	361	0.5	0.2	0.2	0.1	0.1	0.1	0.1	0.0	0.0	0.0	0.0	0.0
St. Lucia	362	1.7	0.7	0.4	0.3	0.4	0.6	0.0	0.0	0.0	0.0	0.0
St. Vincent & Grens.	364	0.2	0.1	0.1	0.0	0.1	0.0	0.0	0.0	0.0
Suriname	366	21.3	4.7	6.0	5.1	5.2	5.0	156.9	43.0	37.7	46.5	35.2	37.5
Trinidad and Tobago	369	32.1	9.3	6.9	10.6	8.7	6.0	108.4	65.9	29.7	24.6	24.7	29.4
Uruguay	298	139.7	21.3	23.1	25.3	22.3	69.1	15.8	5.8	3.2	3.7	4.8	4.2
Venezuela, Rep. Bol.	299	129.1	30.9	33.1	51.8	19.4	24.8	109.7	28.5	12.5	53.1	28.6	15.5
Western Hem. n.s.	399	4.2	1.3	0.7	0.7	1.8	1.1	0.5	0.1	0.3	0.0	0.0	0.2
Other Countries n.i.e	910	58.8	16.1	15.5	15.2	13.9	14.2	32.8	13.7	16.4	5.9	6.4	4.1
Cuba	928	57.8	16.0	14.7	15.2	13.9	14.0	32.8	13.7	16.4	5.9	6.4	4.1
Korea, Dem. People's Rep.	954	0.9	0.1	0.7	0.0	0.2	0.0	0.0	0.0	0.0	0.0
Special Categories	899	2,264.2	805.7	598.2	572.0	625.9	467.9	14.7	0.0	0.5	0.0	14.2
Countries & Areas n.s.	898	1.6	0.1	0.1	0.1	0.1	1.4	451.2	109.9	144.4	81.2	140.8	84.8
Memorandum Items													
Africa	605	11,237.1	2,969.8	2,585.4	2,834.2	3,042.1	2,775.4	11,121.4	2,556.4	2,521.5	2,937.2	2,928.5	2,734.1
Middle East	405	9,694.4	2,701.3	2,266.1	2,519.0	2,354.5	2,554.8	6,692.2	1,617.5	1,514.3	1,915.5	1,846.9	1,415.5
European Union	998	287,889.5	70,289.0	72,193.8	74,070.4	70,832.9	70,792.4	236,339.6	58,842.6	58,151.8	60,960.4	57,357.7	59,869.8
Export earnings: fuel	080	16,061.2	4,318.2	3,455.0	4,235.0	4,115.3	4,255.8	17,685.8	4,332.0	4,415.8	4,838.5	4,604.7	3,826.8
Export earnings: nonfuel	092	381,915.5	93,192.7	95,404.1	98,796.5	94,276.9	93,438.0	354,917.0	87,720.5	88,490.6	91,619.5	87,201.1	87,605.8

Belize (339)

In Millions of U.S. Dollars

		Exports (FOB)						Imports (CIF)					
		2016	2015Q4	2016Q1	2016Q2	2016Q3	2016Q4	2016	2015Q4	2016Q1	2016Q2	2016Q3	2016Q4
IFS World		96.0	104.0	127.8	160.2	554.1	462.7	512.2	496.2
World	001	252.0	71.2	62.7	78.9	63.8	46.5	958.9	272.4	219.5	250.9	231.6	256.9
Advanced Economies	110	189.5	57.1	48.5	62.5	43.9	34.5	446.3	131.4	103.6	109.4	106.3	127.0
Euro Area	163	30.9	7.1	4.8	8.2	12.4	5.5	23.2	6.0	4.8	7.1	5.4	5.9
Austria	122	0.0 r	3.7	0.6 r	1.3 r	0.8 r	0.8 r	0.9 r
Belgium	124	0.1	0.0 r	0.0 r	0.0 r	0.1 r	1.2	0.3 r	0.3 r	0.2 r	0.4 r	0.4 r
France	132	0.4	0.1 r	0.1 r	0.2 r	0.0 r	0.1 r	1.1	0.8 r	0.1 r	0.4 r	0.5 r	0.1 r
Germany	134	2.0	0.5 r	0.2 r	0.1 r	0.9 r	0.9 r	6.5	1.4 r	1.0 r	2.6 r	1.3 r	1.5 r
Greece	174	0.1	0.0 r	0.0 r	0.0 r	0.0 r	0.0 r
Ireland	178	11.3	3.4 r	2.4 r	3.0 r	3.6 r	2.3 r	0.7	0.0 r	0.0 r	0.1 r	0.5 r	0.1 r
Italy	136	0.1	0.0 r	0.0 r	0.1 r	0.0 r	1.0	0.1 r	0.1 r	0.6 r	0.1 r	0.1 r
Latvia	941	0.1 e	0.1 e	0.0	0.1 r	0.0 r	0.0 r	0.0 r	0.0 r
Lithuania	946	0.0	0.0 r	0.0 r	0.0 r	0.0 r	0.0 r	0.0	0.3 r	0.0 r	0.0 r	0.0 r	0.0 r
Luxembourg	137	0.1 e	0.0 e	0.0 e
Netherlands	138	11.5	1.7 r	1.4 r	3.4 r	5.0 r	1.8 r	7.0	1.4 r	1.4 r	2.1 r	1.6 r	2.0 r
Portugal	182	0.2	0.0 r	0.0 r	0.1 r	0.0 r	0.1 r	0.0	0.0 r	0.0 r	0.0 r
Spain	184	5.2	1.4 r	0.7 r	1.5 r	2.7 r	0.2 r	1.7	0.9 r	0.5 r	0.3 r	0.2 r	0.7 r
Australia	193	0.3	0.0 r	0.1 r	0.2 r	0.0 r	0.0 r	0.3	0.0 r	0.1 r	0.1 r	0.0 r	0.0 r
Canada	156	0.8	0.4 r	0.3 r	0.2 r	0.2 r	0.1 r	9.1	2.7 r	2.1 r	2.1 r	3.6 r	1.2 r
China,P.R.: Hong Kong	532	1.2	0.2 r	0.1 r	0.7 r	0.3 r	0.0 r	16.0	1.3 r	0.7 r	14.0 r	0.9 r	0.2 r
Czech Republic	935	0.4	0.0 r	0.1 r	0.2 r	0.1 r	0.1 r
Denmark	128	3.2	1.3 r	0.5 r	0.5 r	1.7 r	0.4 r
Israel	436	0.3	0.1 r	0.1 r	0.1 r	0.1 r	0.1 r	0.6	0.4 r	0.3 r	0.2 r	0.1 r	0.1 r
Japan	158	1.2	0.3 r	0.3 r	0.2 r	0.5 r	0.4 r	6.6	3.1 r	0.5 r	0.7 r	2.0 r	3.4 r
Korea, Republic of	542	0.1	0.0 r	0.0 r	0.0 r	0.0 r	0.0 r	7.8	1.5 r	1.4 r	1.0 r	2.0 r	3.4 r
New Zealand	196	0.0 r	0.4	0.1 r	0.1 r	0.2 r	0.1 r
Singapore	576	0.2	0.2 r	0.0 r	0.0 r	0.0 r	0.2 r	0.8	0.4 r	0.2 r	0.2 r	0.2 r	0.2 r
Sweden	144	0.0 r	0.4	0.0 r	0.0 r	0.2 r	0.1 r	0.1 r
Switzerland	146	1.3	0.2 r	0.1 r	0.3 r	0.4 r	0.4 r	2.4	0.4 r	1.2 r	0.2 r	0.4 r	0.6 r
Taiwan Prov.of China	528	1.7 e	0.1 e	0.4 e	0.2 e	0.2 e	0.9 e	6.3 e	9.7 e	1.6 e	1.6 e	1.6 e	1.5 e
United Kingdom	112	69.8	16.9 r	22.0 r	26.7 r	11.9 r	9.3 r	12.5	5.9 r	4.1 r	3.3 r	2.6 r	2.4 r
United States	111	81.7	31.6 r	20.3 r	25.8 r	17.9 r	17.7 r	356.5	98.5 r	85.7 r	78.0 r	85.5 r	107.3 r
Emerg. & Dev. Economies	200	62.4	14.1	14.1	16.4	19.9	12.1	512.5	141.0	115.9	141.5	125.3	129.8
Emerg. & Dev. Asia	505	5.4	1.5	1.1	1.1	1.5	1.7	144.4	44.7	30.5	46.5	34.5	33.0
Bangladesh	513	0.3	0.0 r	0.1 r	0.1 r	0.1 r	0.1 r
Cambodia	522	0.1 e	0.0 e	0.0 e	0.0 e	0.0 e	0.0 e	0.1	0.0 r	0.0 r	0.0 r	0.0 r	0.0 r
China,P.R.: Mainland	924	1.3	0.5 r	0.1 r	0.1 r	0.4 r	0.8 r	111.6	34.8 r	21.6 r	37.8 r	27.0 r	25.2 r
India	534	0.4	0.2 r	0.0 r	0.1 r	0.2 r	0.1 r	12.8	5.2 r	3.7 r	3.3 r	3.0 r	2.9 r
Indonesia	536	0.0 r	2.1	0.7 r	0.6 r	0.5 r	0.5 r	0.5 r
Lao People's Dem.Rep	544	0.2	0.0 r	0.1 r	0.1 r	0.1 r
Malaysia	548	0.0 r	3.0	0.4 r	0.8 r	0.8 r	0.7 r	0.7 r
Mongolia	948	0.4 e	0.1 e	0.1 e	0.1 e	0.1 e	0.1 e
Myanmar	518	1.5 e	0.4 e	0.4 e	0.4 e	0.4 e	0.4 e
Philippines	566	0.0	0.0 r	0.0 r	0.0 r	0.0 r	1.1	0.1 r	0.3 r	0.3 r	0.3 r	0.3 r
Sri Lanka	524	0.2	0.0 r	0.0 r	0.1 r	0.1 r	0.2	0.0 r	0.1 r	0.1 r
Thailand	578	0.7	0.0 r	0.3 r	0.2 r	0.0 r	0.2 r	4.0	0.9 r	1.3 r	1.2 r	0.7 r	0.8 r
Vietnam	582	0.8	0.2 r	0.2 r	0.2 r	0.3 r	0.1 r	3.8	1.4 r	0.9 r	1.0 r	0.9 r	1.0 r
Asia n.s.	598	5.2	1.3 r	1.2 r	1.3 r	1.3 r	1.4 r
Europe	170	0.4	0.0	0.2	0.0	0.2	0.0	3.5	2.2	0.8	1.4	0.6	0.7
Emerg. & Dev. Europe	903	0.4	0.0	0.2	0.0	0.1	0.0	3.4	2.1	0.7	1.4	0.6	0.7
Albania	914	0.0 e	0.0 e	0.0 e	0.0 e	0.0 e	0.0 e	0.1 r
Bulgaria	918	0.8	0.2 r	0.1 r	0.6 r	0.0 r	0.1 r
Faroe Islands	816	0.0 e	0.0 e	0.0 e	0.0 e	0.0 e	0.0 e	0.1 e	0.0 e	0.0 e	0.0 e	0.0 e	0.0 e
Gibraltar	823	0.8	0.0 r	0.2 r	0.2 r	0.2 r	0.2 r
Macedonia, FYR	962	0.0 r	0.1 r
Poland	964	0.0	0.0 r	0.1	0.0 r	0.0 r	0.1 r	0.0 r	0.0 r
Serbia, Republic of	942	0.3 e	0.0 e	0.1 e	0.0 e	0.1 e
Turkey	186	0.1	0.0 r	0.0 r	0.0 r	0.0 r	1.5	1.6 r	0.4 r	0.4 r	0.3 r	0.4 r
CIS	901	0.0	0.0	0.0	0.0	0.0	0.0	0.1	0.1	0.1	0.0	0.0	0.0
Russian Federation	922	0.1	0.0 r	0.1 r	0.0 r	0.0 r	0.0 r

Belize (339)

In Millions of U.S. Dollars

		Exports (FOB)						Imports (CIF)					
		2016	2015Q4	2016Q1	2016Q2	2016Q3	2016Q4	2016	2015Q4	2016Q1	2016Q2	2016Q3	2016Q4
Ukraine	926	0.0	0.1 r	0.0 r	0.0 r	0.0 r
Mid East, N Africa, Pak	440	1.9	0.1	0.4	0.5	0.6	0.3	5.8	1.0	1.4	1.5	1.4	1.5
Egypt	469	0.4	0.1 r	0.1 r	0.1 r	0.1 r
Kuwait	443	0.1	0.0 r	0.0 r	0.0 r	0.0 r	0.0 r
Morocco	686	0.0	0.1 r	0.0 r	0.0 r	0.0 r	0.0 r
Pakistan	564	0.5	0.0 r	0.1 r	0.1 r	0.2 r	0.1 r	0.1	0.0 r	0.0 r	0.0 r	0.0 r	0.0 r
Saudi Arabia	456	0.2	0.0 r	0.0 r	0.0 r	0.1 r	0.0 r	0.0	0.0 r	0.0 r	0.0 r	0.0 r	0.0 r
Tunisia	744	0.1 e	0.0 e	0.0 e	0.0 e	0.0 e	0.0 e
United Arab Emirates	466	0.8	0.1 r	0.2 r	0.2 r	0.3 r	0.1 r	5.7	0.9 r	1.3 r	1.5 r	1.4 r	1.5 r
Sub-Saharan Africa	603	9.2	2.6	1.9	2.3	2.4	2.7	1.4	0.6	0.7	0.2	0.2	0.3
Cameroon	622	1.9 e	0.5 e	0.4 e	0.5 e	0.5 e	0.5 e
Ghana	652	0.1	0.0 r	0.0 r	0.0 r	0.0 r	0.0	0.0 r	0.0 r	0.0 r	0.0 r
Mauritius	684	0.0 e	0.2 e	0.0 e	0.0 e	0.0 e	0.0 e	0.0 r
Mozambique	688	0.0 e	0.0 e	0.0 e	0.0 e	0.0 e	0.0 e	0.1	0.0 r	0.0 r	0.0 r	0.0 r	0.0 r
Namibia	728	7.2 e	1.8 e	1.5 e	1.7 e	1.8 e	2.2 e	0.0 r
Seychelles	718	0.0 r	0.1 r
South Africa	199	1.3	0.4 r	0.7 r	0.2 r	0.2 r	0.3 r
Western Hemisphere	205	45.5	9.9	10.5	12.4	15.3	7.3	357.3	92.4	82.4	92.0	88.6	94.3
Antigua and Barbuda	311	0.1	0.0 r	0.0 r	0.0 r	0.0 r	0.0 r	0.2	0.0 r	0.1 r	0.1 r	0.1 r
Argentina	213	0.0 r	0.9	0.5 r	0.2 r	0.2 r	0.2 r	0.2 r
Bahamas, The	313	0.0	0.1 r	0.0 r	0.0 r	0.0 r	0.0 r	0.0	0.0 r	0.0 r	0.0 r	0.0 r	0.0 r
Barbados	316	2.1	0.4 r	0.5 r	0.6 r	0.7 r	0.3 r	1.7	0.4 r	0.4 r	0.4 r	0.4 r	0.5 r
Brazil	223	0.1	0.0 r	0.0 r	0.0 r	0.0 r	0.0 r	6.1	1.4 r	1.5 r	1.7 r	1.4 r	1.5 r
Chile	228	0.0	0.0 r	0.0 r	3.1	0.7 r	0.8 r	0.7 r	0.5 r	1.1 r
Colombia	233	0.0 r	3.0	0.9 r	0.6 r	0.8 r	0.8 r	0.8 r
Costa Rica	238	0.0	0.0 r	0.0 r	0.0 r	0.0 r	0.0 r	11.9	3.2 r	2.7 r	3.0 r	3.0 r	3.2 r
Curacao	354	0.0	0.0 r	0.0 r	0.0 r	0.0 r	70.7	24.0 r	16.4 r	18.1 r	17.5 r	18.7 r
Dominica	321	0.1	0.0 r	0.0 r	0.0 r	0.0 r	0.0 r	0.6	0.2 r	0.1 r	0.1 r	0.1 r	0.1 r
Dominican Republic	243	0.1	0.0 r	0.0 r	0.0 r	0.0 r	0.0 r	2.4	0.2 r	0.6 r	0.6 r	0.6 r	0.6 r
Ecuador	248	0.2	0.0 r	0.0 r	0.0 r	0.0 r
El Salvador	253	0.5	0.2 r	0.1 r	0.1 r	0.1 r	0.3 r	9.8	2.7 r	3.5 r	1.9 r	1.8 r	2.7 r
Grenada	328	0.0	0.0 r	0.0 r	0.0 r	0.0 r	0.0 r	1.6	0.4 r	0.4 r	0.4 r	0.4 r	0.4 r
Guatemala	258	4.7	0.9 r	1.0 r	1.3 r	1.7 r	0.7 r	66.9	18.8 r	15.5 r	17.1 r	16.5 r	17.7 r
Guyana	336	1.0	0.5 r	0.3 r	0.3 r	0.3 r	0.1 r	0.9	0.4 r	0.2 r	0.2 r	0.2 r	0.2 r
Haiti	263	0.2	0.0 r	0.0 r	0.1 r	0.1 r	0.0 r	0.0	0.0 r	0.0 r	0.0 r	0.0 r	0.0 r
Honduras	268	3.7	2.2 r	0.8 r	1.0 r	1.3 r	0.6 r	17.1	4.8 r	3.9 r	4.3 r	4.3 r	4.6 r
Jamaica	343	13.9	2.4 r	2.9 r	3.8 r	4.9 r	2.2 r	7.0	1.6 r	1.5 r	1.8 r	1.8 r	1.9 r
Mexico	273	1.5	0.4 r	0.7 r	0.4 r	0.2 r	0.2 r	103.3	26.7 r	22.0 r	27.8 r	26.5 r	27.0 r
Nicaragua	278	0.3	0.0 r	0.1 r	0.1 r	0.1 r	0.0 r	0.4	0.1 r	0.1 r	0.1 r	0.1 r	0.1 r
Panama	283	4.2	0.1 r	0.9 r	1.2 r	1.5 r	0.7 r	31.8	8.0 r	8.0 r	8.0 r	8.0 r
Paraguay	288	1.3	0.1 r	0.3 r	0.4 r	0.5 r	0.2 r	1.1	0.6 r	0.2 r	0.3 r	0.3 r	0.3 r
Peru	293	0.1	0.0 r	0.0 r	0.0 r	0.0 r	0.6	0.2 r	0.1 r	0.2 r	0.2 r	0.2 r
St. Kitts and Nevis	361	0.1	0.0 r	0.0 r	0.0 r	0.0 r	0.0 r	0.6	0.1 r	0.1 r	0.1 r	0.1 r	0.1 r
St. Lucia	362	0.1	0.0 r	0.0 r	0.0 r	0.0 r	0.0 r	1.6	0.3 r	0.3 r	0.4 r	0.4 r	0.4 r
St. Vincent & Grens.	364	0.9	0.0 r	0.2 r	0.2 r	0.3 r	0.1 r	1.7	0.5 r	0.4 r	0.4 r	0.4 r	0.4 r
Suriname	366	0.1	0.2 r	0.0 r	0.0 r	0.0 r	0.0 r	0.0	0.0 r	0.0 r	0.0 r	0.0 r	0.0 r
Trinidad and Tobago	369	9.8	2.3 r	2.3 r	2.7 r	3.3 r	1.5 r	11.0	3.2 r	2.6 r	2.8 r	2.7 r	2.9 r
Uruguay	298	1.1	0.3 r	0.3 r	0.3 r	0.3 r
Venezuela, Rep. Bol.	299	0.2	0.1 r	0.1 r	0.1 r	0.0 r	0.0	0.0 r	0.0 r	0.0 r	0.0 r	0.0 r
Western Hem. n.s.	399	0.1	0.0 r	0.0 r	0.0 r	0.1 r	0.0 r	0.0	0.5 r	0.0 r	0.0 r	0.0 r	0.0 r
Other Countries n.i.e	910	0.1	0.0	0.0	0.0	0.0	0.0	0.1	0.0	0.0	0.0	0.0	0.0
Cuba	928	0.1	0.0 r	0.0 r	0.0 r	0.0 r	0.0 r	0.1	0.0 r	0.0 r	0.0 r	0.0 r	0.0 r
Countries & Areas n.s.	898	0.1	0.0 r	0.0 r	0.0 r	0.0 r	0.0 r
Memorandum Items													
Africa	605	9.4	2.6	1.9	2.3	2.4	2.7	1.4	0.7	0.7	0.2	0.2	0.3
Middle East	405	1.3	0.1	0.3	0.4	0.5	0.2	5.8	0.9	1.3	1.5	1.4	1.5
European Union	998	100.7	24.0	26.7	34.9	24.3	14.7	40.6	13.4	9.7	12.0	9.9	9.1
Export earnings: fuel	080	11.1	2.4	2.6	3.1	3.7	1.7	20.1	5.1	4.7	5.1	5.0	5.3
Export earnings: nonfuel	092	240.9	68.8	60.1	75.9	60.1	44.8	938.8	267.3	214.9	245.8	226.6	251.6

Benin (638)

In Millions of U.S. Dollars

		Exports (FOB)						Imports (CIF)					
		2016	2015Q4	2016Q1	2016Q2	2016Q3	2016Q4	2016	2015Q4	2016Q1	2016Q2	2016Q3	2016Q4
IFS World		126.1	152.5	653.6	428.4
World	001	441.1	147.3	121.7	151.6	103.6	64.1	2,630.5	592.5	615.3	742.3	659.3	613.6
Advanced Economies	110	52.5	15.2	17.7	10.0	13.3	11.5	890.5	243.0	251.7	247.0	193.0	198.8
Euro Area	163	25.8	7.1	6.6	6.9	5.8	6.5	668.3	178.7	187.3	196.3	137.0	147.6
Austria	122	0.0	0.0 r	0.0 r	0.0 r	0.5	0.3 r	0.1 r	0.1 r	0.1 r	0.1 r
Belgium	124	4.5	1.5 r	0.5 r	1.3 r	1.0 r	1.7 r	122.6	47.8 r	34.0 r	33.2 r	33.2 r	22.2 r
Cyprus	423	0.0	0.1 r	0.0 r	0.0 r
Estonia	939	0.1	0.1 r	0.1 r	0.0 r	0.0 r
Finland	172	0.0	0.0 r	0.0 r	1.5	1.1 r	0.1 r	0.0 r	0.1 r	1.2 r
France	132	8.4	2.9 r	2.0 r	3.0 r	1.9 r	1.5 r	264.9	64.6 r	70.3 r	78.8 r	55.2 r	60.6 r
Germany	134	1.1	0.0 r	0.0 r	0.4 r	0.0 r	0.7 r	52.0	10.4 r	11.6 r	22.4 r	10.3 r	7.7 r
Greece	174	0.0	0.1 r	0.0 r	2.4	0.1 r	2.3 r	0.0 r	0.0 r
Ireland	178	0.0	0.0 r	0.0 r	0.0 r	0.0 r	2.7	1.3 r	0.9 r	0.6 r	0.3 r	0.9 r
Italy	136	3.9	0.7 r	1.3 r	1.1 r	0.8 r	0.8 r	25.8	6.9 r	6.4 r	7.5 r	5.7 r	6.2 r
Latvia	941	0.1	0.0 r	0.1 r	0.0 r	0.0 r	0.0 r
Lithuania	946	0.0	0.0 r	0.0 r	0.0 r	0.0 r	0.0 r	2.9	0.2 r	1.4 r	0.9 r	0.4 r	0.2 r
Luxembourg	137	0.1	0.0 r	0.0 r	0.1 r	0.0 r	0.0 r
Netherlands	138	3.5	1.3 r	1.2 r	0.8 r	0.7 r	0.7 r	125.3	13.9 r	38.5 r	33.3 r	19.0 r	34.5 r
Portugal	182	1.3	0.3 r	0.2 r	0.5 r	0.6 r	13.6	2.9 r	3.2 r	4.7 r	3.0 r	2.7 r
Slovak Republic	936	0.4	0.1 r	0.2 r	0.1 r	0.1 r	0.0 r
Slovenia	961	0.0	0.1 r	0.0 r	0.0 r
Spain	184	3.0	0.5 r	1.4 r	0.1 r	1.0 r	0.5 r	53.1	28.8 r	18.0 r	14.6 r	9.4 r	11.1 r
Australia	193	0.0	0.0 r	0.0 r	0.7	0.2 r	0.4 r	0.2 r	0.1 r
Canada	156	0.4	0.0 r	0.1 r	0.0 r	0.2 r	0.0 r	6.8	1.1 r	1.1 r	1.6 r	2.6 r	1.4 r
China,P.R.: Hong Kong	532	1.3	0.1 r	0.2 r	0.4 r	0.7 r	10.0	2.7 r	1.4 r	0.5 r	0.9 r	7.1 r
Czech Republic	935	0.0	0.0 r	0.0 r	0.2	1.6 r	0.0 r	0.1 r	0.0 r	0.1 r
Denmark	128	8.4	6.4 r	6.4 r	0.0 r	2.0 r	0.0 r	7.4	2.8 r	2.7 r	1.3 r	2.3 r	1.1 r
Iceland	176	1.6	0.8 r	0.5 r	0.6 r	0.5 r
Israel	436	0.1	0.1 r	0.0 r	0.0 r	0.0 r	0.0 r
Japan	158	0.1	0.0 r	0.0 r	0.0 r	0.0 r	0.0 r	9.8	0.6 r	0.9 r	1.9 r	1.5 r	5.4 r
Korea, Republic of	542	2.9	0.3 r	0.1 r	0.3 r	2.1 r	0.4 r	16.8	0.6 r	3.5 r	3.9 r	4.8 r	4.7 r
New Zealand	196	0.2	0.0 r	0.0 r	0.1 r	0.0 r	0.0 r
Norway	142	0.0 r	10.5	1.1 r	6.2 r	0.5 r	1.6 r	2.2 r
Singapore	576	2.7	2.7 r	0.0 r	25.0	11.0 r	4.0 r	6.4 r	6.0 r	8.5 r
Sweden	144	0.0	0.0 r	0.0 r	0.0 r	0.0 r	0.0 r	11.3	10.7 r	1.5 r	1.7 r	6.6 r	1.4 r
Switzerland	146	3.5	0.0 r	1.0 r	1.1 r	0.6 r	0.7 r	29.5	2.5 r	9.0 r	10.6 r	6.5 r	3.3 r
Taiwan Prov.of China	528	0.3	0.1 r	0.0 r	0.2 r	0.1 r	0.0 r	0.3	0.1 r	0.1 r	0.1 r	0.0 r	0.1 r
United Kingdom	112	0.1	0.5 r	0.0 r	0.0 r	0.0 r	0.0 r	33.5	11.6 r	15.3 r	8.1 r	4.7 r	5.4 r
United States	111	7.0	0.7 r	0.7 r	1.2 r	2.0 r	3.1 r	58.7	16.9 r	17.6 r	13.8 r	17.7 r	9.6 r
Emerg. & Dev. Economies	200	388.5	131.5	104.0	141.7	90.3	52.6	1,739.9	344.7	363.6	495.2	466.2	414.8
Emerg. & Dev. Asia	505	206.8	78.1	45.6	73.2	62.5	25.4	1,023.2	193.5	187.9	295.6	278.4	261.3
Bangladesh	513	41.9	11.2 r	16.7 r	14.0 r	6.7 r	4.5 r	0.1	0.0 r	0.0 r	0.0 r	0.0 r	0.0 r
China,P.R.: Mainland	924	27.3	5.8 r	11.7 r	13.8 r	1.5 r	0.2 r	221.4	73.2 r	48.6 r	66.1 r	59.4 r	47.3 r
F.T. New Caledonia	839	0.0	0.1 r	0.0 r	0.0 r	0.0 r	0.0 r	0.0 r
India	534	63.1	8.8 r	4.9 r	17.6 r	33.7 r	7.0 r	391.7	54.4 r	68.6 r	144.3 r	114.9 r	64.0 r
Indonesia	536	4.5	8.2 r	1.9 r	1.5 r	0.7 r	0.5 r	12.2	1.3 r	2.7 r	3.6 r	3.2 r	2.7 r
Malaysia	548	54.0	30.8 r	4.2 r	20.9 r	17.3 r	11.6 r	66.5	11.3 r	15.1 r	21.3 r	16.2 r	13.9 r
Marshall Islands	867	0.2	0.0 r	0.1 r	0.0 r	0.0 r
Myanmar	518	0.3	0.1 r	0.1 r	0.0 r	0.0 r
Sri Lanka	524	0.3	0.0 r	0.1 r	0.1 r	0.1 r	0.1 r	0.5	0.0 r	0.3 r	0.2 r
Thailand	578	2.1	1.9 r	0.6 r	0.9 r	0.3 r	0.2 r	326.5	51.3 r	51.5 r	58.9 r	83.7 r	132.5 r
Vietnam	582	13.2	11.3 r	5.3 r	4.4 r	2.1 r	1.4 r	3.0	1.6 r	0.7 r	0.9 r	0.7 r	0.6 r
Asia n.s.	598	1.2	0.2 r	0.3 r	0.3 r	0.3 r	0.3 r
Europe	170	51.1	4.8	6.3	26.1	5.9	12.8	82.9	13.7	19.0	24.2	27.0	12.7
Emerg. & Dev. Europe	903	11.9	4.8	4.5	4.6	1.6	1.2	54.7	11.2	11.8	17.9	12.5	12.4
Albania	914	8.9	1.0 r	3.6 r	3.0 r	1.4 r	0.9 r	0.1	0.0 r	0.0 r	0.0 r	0.0 r	0.0 r
Bosnia and Herzegovina	963	0.1	0.0 r	0.0 r	0.0 r	0.0 r	0.0 r
Bulgaria	918	0.0	0.0 r	0.0 r	0.0 r	0.4	0.0 r	0.1 r	0.1 r	0.1 r	0.2 r
Croatia	960	0.1	0.0 r	0.0 r
Gibraltar	823	0.2	0.0 r	0.0 r	0.1 r	0.0 r	0.0 r

Benin (638)

In Millions of U.S. Dollars

		Exports (FOB)						Imports (CIF)					
		2016	2015Q4	2016Q1	2016Q2	2016Q3	2016Q4	2016	2015Q4	2016Q1	2016Q2	2016Q3	2016Q4
Hungary	944	0.5	0.1 r	0.2 r	0.1 r	0.1 r	0.1 r
Poland	964	0.0	0.0 r	0.0 r	18.7	4.8 r	2.7 r	9.3 r	3.0 r	3.8 r
Romania	968	0.5	0.1 r	0.2 r	0.1 r	0.1 r	0.1 r
Turkey	186	3.0	3.8 r	1.0 r	1.6 r	0.1 r	0.3 r	33.9	6.1 r	8.5 r	8.2 r	9.0 r	8.2 r
CIS	901	39.2	0.0	1.8	21.5	4.3	11.6	28.3	2.4	7.2	6.3	14.5	0.3
Belarus	913	32.8 e	0.0 e	0.0 e	21.4 e	4.3 e	7.1 e
Russian Federation	922	0.2	0.1 r	0.0 r	0.1 r	0.0 r	26.7	2.3 r	6.9 r	6.2 r	13.4 r	0.2 r
Ukraine	926	6.1	0.0 r	1.7 r	4.4 r	1.5	0.0 r	0.3 r	0.0 r	1.1 r	0.1 r
Mid East, N Africa, Pak	440	27.9	11.6	11.0	9.3	4.5	3.1	190.8	27.6	46.8	54.6	48.1	41.3
Algeria	612	0.0 r	2.2	0.1 r	0.5 r	0.6 r	0.5 r	0.5 r
Bahrain, Kingdom of	419	0.0	0.0 r	0.0 r	0.0 r	0.0 r	0.1	0.5 r	0.0 r	0.0 r	0.0 r	0.0 r
Djibouti	611	0.0	0.0 r	0.0 r	0.0 r	0.0 r	0.0 r	0.5	0.0 r	0.1 r	0.1 r	0.1 r	0.1 r
Egypt	469	13.5	6.2 r	5.4 r	4.5 r	2.2 r	1.4 r	4.0	0.7 r	1.0 r	1.2 r	1.0 r	0.9 r
Iran, I.R. of	429	0.0 r	1.0	0.0 r	0.3 r	0.3 r	0.3 r	0.2 r
Kuwait	443	0.0	0.0 r	0.0 r	0.0 r	0.0 r	0.0 r	0.4	0.1 r	0.1 r	0.1 r	0.1 r	0.1 r
Lebanon	446	0.3	0.0 r	0.1 r	0.1 r	0.1 r	0.0 r	6.2	2.2 r	2.6 r	1.5 r	1.1 r	0.8 r
Libya	672	0.0	0.0 r	0.0 r	0.0 r	0.0 r	0.0 r	0.2	0.0 r	0.1 r	0.1 r	0.1 r	0.0 r
Mauritania	682	0.4	0.0 r	0.2 r	0.1 r	0.1 r	0.0 r	35.9	7.9 r	7.3 r	10.4 r	9.8 r	8.4 r
Morocco	686	0.2	0.1 r	0.1 r	0.1 r	0.0 r	0.0 r	40.0	3.4 r	9.9 r	11.5 r	10.0 r	8.6 r
Pakistan	564	7.1	4.2 r	2.8 r	2.4 r	1.1 r	0.8 r	20.4	2.7 r	5.0 r	5.8 r	5.1 r	4.4 r
Qatar	453	0.0 r	0.2	0.0 r	0.0 r	0.0 r	0.0 r	0.0 r
Saudi Arabia	456	0.5	0.2 r	0.2 r	0.2 r	0.1 r	0.1 r	10.7	0.2 r	2.6 r	3.1 r	2.7 r	2.3 r
Tunisia	744	0.6	0.3 r	0.1 r	0.1 r	0.1 r	0.1 r	4.4	1.7 r	1.1 r	1.3 r	1.1 r	0.9 r
United Arab Emirates	466	5.1	0.5 r	2.0 r	1.7 r	0.8 r	0.5 r	64.6	8.0 r	16.0 r	18.5 r	16.2 r	14.0 r
Yemen, Republic of	474	0.1	0.0 r	0.0 r	0.0 r	0.0 r
Sub-Saharan Africa	603	100.5	35.9	40.4	32.5	16.8	10.8	371.9	98.2	94.5	105.3	89.9	82.2
Angola	614	1.2	0.0 r	0.5 r	0.4 r	0.2 r	0.1 r	33.2	1.9 r	8.2 r	9.5 r	8.3 r	7.2 r
Burkina Faso	748	4.6	0.9 r	1.8 r	1.5 r	0.7 r	0.5 r	1.1	0.6 r	0.3 r	0.3 r	0.3 r	0.2 r
Cameroon	622	0.7	0.4 r	0.3 r	0.2 r	0.1 r	0.1 r	5.3	0.5 r	1.3 r	1.5 r	1.3 r	1.2 r
Central African Rep.	626	0.4	0.0 r	0.2 r	0.1 r	0.1 r	0.0 r	0.0 r
Chad	628	0.7	1.9 r	0.3 r	0.2 r	0.1 r	0.1 r	0.0	0.0 r	0.0 r	0.0 r	0.0 r
Congo, Dem. Rep. of	636	0.1	0.1 r	0.0 r	0.0 r	0.0 r	0.0 r	0.4	0.0 r	0.1 r	0.1 r	0.1 r	0.1 r
Congo, Republic of	634	0.2	0.1 r	0.1 r	0.1 r	0.0 r	0.0 r	2.1	0.3 r	0.5 r	0.6 r	0.5 r	0.5 r
Côte d'Ivoire	662	12.1	2.5 r	4.8 r	4.0 r	1.9 r	1.3 r	24.9	10.3 r	6.4 r	7.1 r	6.1 r	5.3 r
Equatorial Guinea	642	0.1	0.1 r	0.0 r	0.0 r	0.0 r	0.0 r	11.6	0.3 r	2.9 r	3.3 r	2.9 r	2.5 r
Ethiopia	644	0.0	0.0 r	0.0 r	0.0 r	0.0 r	0.0 r	1.6	0.0 r	0.4 r	0.5 r	0.4 r	0.3 r
Gabon	646	1.1	0.3 r	0.5 r	0.4 r	0.2 r	0.1 r	0.8	1.1 r	0.2 r	0.2 r	0.2 r	0.2 r
Ghana	652	4.9	2.3 r	1.9 r	1.6 r	0.8 r	0.5 r	19.8	5.0 r	4.9 r	5.7 r	4.9 r	4.3 r
Guinea	656	2.0	0.1 r	0.8 r	0.7 r	0.3 r	0.2 r	1.5	0.3 r	0.4 r	0.4 r	0.4 r	0.3 r
Guinea-Bissau	654	0.0 r	0.6	0.4 r	0.1 r	0.2 r	0.1 r	0.1 r
Kenya	664	1.0	0.4 r	0.3 r	0.2 r	0.1 r	0.0	0.0 r	0.0 r	0.0 r	0.0 r	0.0 r
Lesotho	666	0.1 r
Liberia	668	0.0	0.1 r	0.0 r	0.0 r	0.0 r	0.0 r	0.1	0.0 r	0.0 r	0.0 r	0.0 r	0.0 r
Madagascar	674	0.0	0.0 r	0.0 r	0.0 r	0.0 r	0.0 r	0.2	0.4 r	0.1 r	0.1 r	0.1 r	0.0 r
Mali	678	0.6	0.1 r	0.2 r	0.2 r	0.1 r	0.1 r	0.9	0.2 r	0.2 r	0.3 r	0.2 r	0.2 r
Mauritius	684	0.7	0.2 r	0.2 r	0.2 r	0.2 r	0.0	0.3 r	0.0 r	0.0 r	0.0 r	0.0 r
Namibia	728	0.0	0.0 r	0.0 r	0.0 r	0.0 r	9.2	1.2 r	2.3 r	2.6 r	2.3 r	2.0 r
Niger	692	24.7	11.4 r	10.8 r	7.7 r	3.6 r	2.6 r	0.7	0.3 r	0.2 r	0.2 r	0.2 r	0.1 r
Nigeria	694	27.1	9.4 r	10.8 r	9.1 r	4.3 r	2.9 r	39.0	17.8 r	10.5 r	11.1 r	9.3 r	8.1 r
Rwanda	714	0.1	0.0 r	0.0 r	0.0 r	0.0 r
Senegal	722	0.6	1.3 r	0.2 r	0.2 r	0.1 r	0.1 r	11.4	4.6 r	2.6 r	3.3 r	3.0 r	2.5 r
Seychelles	718	0.1	0.0 r	0.0 r	0.0 r	0.0 r	0.0 r
Sierra Leone	724	0.3	0.0 r	0.1 r	0.1 r	0.0 r	0.0 r	0.1	0.1 r	0.0 r	0.0 r	0.0 r	0.0 r
South Africa	199	2.5	1.9 r	0.5 r	0.3 r	1.4 r	0.3 r	15.7	1.6 r	5.5 r	3.2 r	1.3 r	5.7 r
Swaziland	734	0.2	0.0 r	0.0 r	0.1 r	0.0 r	0.0 r
Tanzania	738	0.0	0.0 r	0.0 r	0.0 r	0.0 r	0.0 r	0.1	0.1 r	0.0 r	0.0 r	0.0 r	0.0 r
Togo	742	14.9	2.6 r	6.0 r	5.0 r	2.4 r	1.6 r	191.3	50.8 r	47.3 r	54.9 r	47.8 r	41.3 r
Uganda	746	0.0	0.1 r	0.0 r	0.0 r	0.0 r	0.0 r	0.0	0.0 r	0.0 r	0.0 r	0.0 r	0.0 r
Zimbabwe	698	0.0	0.1 r	0.0 r	0.0 r	0.0 r	0.0 r	0.0	0.0 r	0.0 r	0.0 r	0.0 r	0.0 r

Benin (638)

In Millions of U.S. Dollars

		Exports (FOB)						Imports (CIF)					
		2016	2015Q4	2016Q1	2016Q2	2016Q3	2016Q4	2016	2015Q4	2016Q1	2016Q2	2016Q3	2016Q4
Western Hemisphere	205	2.3	1.1	0.6	0.6	0.5	0.5	71.1	11.7	15.5	15.5	22.8	17.3
Antigua and Barbuda	311	0.0 r	0.1	0.5 r	0.0 r	0.0 r	0.0 r	0.0 r
Argentina	213	0.0	0.0 r	0.0 r	0.0 r	0.0 r	2.4	0.9 r	0.6 r	0.6 r	0.6 r	0.6 r
Brazil	223	0.0	0.0 r	52.1	8.4 r	10.6 r	10.3 r	18.1 r	13.1 r
Chile	228	0.4	0.2 r	0.3 r	0.0 r	0.1 r	0.1 r
Colombia	233	2.0	1.1 r	0.5 r	0.5 r	0.5 r	0.5 r	7.0	1.3 r	1.7 r	2.0 r	1.7 r	1.5 r
Guatemala	258	0.1 r
Mexico	273	0.0	0.0 r	0.0 r	0.0 r	0.0 r	0.1	0.0 r	0.0 r	0.0 r	0.0 r	0.0 r
Panama	283	0.1	0.0 r	0.0 r	0.0 r	0.0 r
Peru	293	0.5	0.1 r	0.1 r	0.1 r	0.1 r
Trinidad and Tobago	369	0.2	0.1 r	0.1 r	0.0 r	0.0 r	3.6	0.9 r	1.0 r	0.9 r	0.8 r
Uruguay	298	0.0 e	0.0 e	0.0 e	0.0 e	0.0 e	1.8	0.2 r	0.4 r	0.5 r	0.4 r	0.4 r
Venezuela, Rep. Bol.	299	2.8	0.7 r	0.8 r	0.7 r	0.6 r
Western Hem. n.s.	399	0.1	0.1 r	0.0 r	0.0 r	0.0 r	0.0 r
Other Countries n.i.e	910	0.0	0.6	0.0	0.0	0.0	0.0	0.1	2.8	0.0	0.0	0.0	0.0
Korea, Dem. People's Rep.	954	0.0	0.6 r	0.0 r	0.0 r	0.0 r	0.0 r	0.1	2.8 r	0.0 r	0.0 r	0.0 r	0.0 r
Countries & Areas n.s.	898	0.0	1.9 r	0.0 r	0.0 r	0.0 r	0.0 r
Memorandum Items													
Africa	605	101.8	36.4	40.8	32.9	17.1	11.0	454.8	111.3	113.5	129.2	111.4	100.7
Middle East	405	19.5	7.0	7.7	6.5	3.1	2.1	87.4	11.8	22.7	24.8	21.4	18.4
European Union	998	34.3	14.0	13.0	6.9	7.9	6.6	741.0	210.3	210.0	217.1	154.1	159.8
Export earnings: fuel	080	38.5	13.6	15.1	12.7	6.4	4.4	206.2	34.1	52.1	57.7	57.8	38.6
Export earnings: nonfuel	092	402.5	133.7	106.6	139.0	97.3	59.7	2,424.3	558.4	563.2	684.6	601.4	575.0

Bermuda (319)

In Millions of U.S. Dollars

		Exports (FOB)						Imports (FOB)					
		2016	2015Q4	2016Q1	2016Q2	2016Q3	2016Q4	2016	2015Q4	2016Q1	2016Q2	2016Q3	2016Q4
IFS World	
World	001	43.5	26.7	4.3	25.5	6.4	7.2	1,338.4	641.4	387.1	498.8	225.2	227.4
Advanced Economies	110	27.6	15.3	1.1	21.7	3.0	1.8	1,241.8	600.4	357.8	474.3	203.3	206.4
Euro Area	163	18.3	12.8	0.0	18.3	0.0	0.0	17.6	368.3	2.7	3.4	4.4	7.1
Austria	122	0.0	0.0 r	0.0 r	0.0 r	0.8	0.2 r	0.1 r	0.1 r	0.5 r	0.1 r
Belgium	124	0.0	0.0 r	0.0 r	0.0 r	0.0 r	0.0 r	1.5	0.2 r	0.1 r	0.1 r	0.2 r	1.0 r
Finland	172	1.6	0.0 r	0.0 r	0.0 r	0.0 r	1.6 r
France	132	0.0	0.0 r	0.0 r	0.0 r	0.0 r	0.5	0.1 r	0.1 r	0.1 r	0.1 r	0.2 r
Germany	134	0.0	0.0 r	0.0 r	0.0 r	0.0 r	7.1	367.1 r	1.4 r	1.4 r	3.1 r	1.3 r
Greece	174	0.0	0.0 r	0.2	0.0 r	0.0 r	0.0 r	0.1 r	0.0 r
Ireland	178	0.6	0.1 r	0.2 r	0.2 r	0.1 r	0.1 r
Italy	136	0.0 r	2.2	0.0 r	0.0 r	0.0 r	0.0 r	2.1 r
Latvia	941	18.3 e	18.3 e	1.1	0.3 r	0.8 r	0.0 r	0.0 r
Lithuania	946	0.0 e	0.0 e	0.1	0.0 r	0.1 r	0.0 r	0.0 r	0.0 r
Malta	181	0.0 e	12.7 e	0.0 e	0.0 e	0.0	0.0 r	0.0 r	0.0 r	0.0 r	0.0 r
Netherlands	138	0.0 r	0.5	0.2 r	0.1 r	0.2 r	0.1 r	0.1 r
Portugal	182	0.0 e	0.0 e	0.0 e	0.0 e	0.0 e	0.8	0.1 r	0.2 r	0.3 r	0.2 r	0.2 r
Spain	184	0.0 r	0.7	0.3 r	0.1 r	0.1 r	0.1 r	0.4 r
Australia	193	0.3 e	0.7 e	0.0 e	0.0 e	0.1 e	0.1 e	0.4	0.1 r	0.1 r	0.1 r	0.1 r	0.1 r
Canada	156	0.2	0.1 r	0.0 r	0.0 r	0.2 r	0.0 r	65.4	16.8 r	13.8 r	18.1 r	15.2 r	18.3 r
China,P.R.: Hong Kong	532	0.0 r	1.7	0.4 r	0.4 r	0.4 r	0.4 r	0.4 r
Czech Republic	935	0.0 e	0.0 e	0.0 e	0.0	0.1 r	0.0 r	0.0 r	0.0 r	0.0 r
Denmark	128	0.1 r	0.2	0.1 r	0.0 r	0.1 r	0.0 r	0.0 r
Iceland	176	0.8	0.1 r	0.0 r	0.1 r	0.6 r	0.0 r
Israel	436	0.1	0.1 r	0.1 r
Japan	158	237.7	1.9 r	140.9 r	93.9 r	1.0 r	1.7 r
Korea, Republic of	542	182.5	83.1 r	79.9 r	53.2 r	24.7 r	24.7 r
New Zealand	196	0.6 e	0.7 e	0.0 e	0.6 e	0.0 e	0.0 e	3.8	1.1 r	0.5 r	0.7 r	0.7 r	1.9 r
Singapore	576	0.3 e	0.0 e	0.0 e	0.0 e	0.2 e	0.0 e	0.2	0.1 r	0.1 r	0.1 r	0.0 r	0.1 r
Sweden	144	0.0	0.0 r	0.0 r	0.0 r	1.4	0.7 r	0.4 r	0.5 r	0.3 r	0.3 r
Switzerland	146	0.2 r	0.8	0.1 r	0.1 r	0.3 r	0.2 r	0.1 r
Taiwan Prov.of China	528	0.0 e	0.8	0.6 r	0.2 r	0.2 r	0.2 r	0.2 r
United Kingdom	112	0.4	0.0 r	0.0 r	0.4 r	0.0 r	0.0 r	7.6	2.8 r	1.7 r	2.1 r	1.7 r	2.1 r
United States	111	7.5	0.7 r	1.0 r	2.4 r	2.5 r	1.7 r	720.7	124.2 r	116.9 r	301.0 r	153.5 r	149.4 r
Emerg. & Dev. Economies	200	15.6	11.3	3.2	3.7	3.3	5.3	92.0	38.7	27.9	23.2	21.0	19.9
Emerg. & Dev. Asia	505	1.8	0.3	0.4	0.5	0.4	0.5	23.9	8.4	7.8	3.5	7.8	4.7
Bangladesh	513	0.1	0.0 r	0.0 r	0.0 r	0.0 r	0.0 r
China,P.R.: Mainland	924	0.0	0.0 r	0.0 r	0.0 r	12.1	6.1 r	5.1 r	0.2 r	5.3 r	1.5 r
Fiji	819	0.1	0.0 r	0.0 r	0.0 r	0.0 r	0.0 r
India	534	0.1	0.0 r	0.1 r	2.8	0.3 r	0.5 r	0.5 r	0.6 r	1.2 r
Indonesia	536	1.7 e	0.3 e	0.4 e	0.4 e	0.4 e	0.4 e	4.7	0.8 r	1.2 r	1.4 r	0.9 r	1.1 r
Malaysia	548	0.1	0.0 r	0.0 r	0.0 r	0.0 r	0.0 r
Philippines	566	0.0 r	0.1	0.0 r	0.0 r	0.0 r	0.0 r	0.0 r
Thailand	578	0.0	0.0 r	0.0 r	0.0 r	0.0 r	0.0 r	2.8	0.5 r	0.6 r	0.9 r	0.6 r	0.6 r
Vietnam	582	0.3	0.2 r	0.1 r	0.1 r	0.1 r	0.1 r
Asia n.s.	598	0.9	0.4 r	0.3 r	0.3 r	0.2 r	0.2 r
Europe	170	0.2	3.8	0.0	0.0	0.0	0.1	1.6	0.3	0.3	0.5	0.2	0.6
Emerg. & Dev. Europe	903	0.2	3.8	0.0	0.0	0.0	0.1	1.2	0.2	0.2	0.4	0.1	0.5
Hungary	944	0.1 e	0.0 e	0.0 e	0.0 e	0.0 e	0.0 e	1.2	0.2 r	0.2 r	0.4 r	0.1 r	0.5 r
Serbia, Republic of	942	0.1 e	0.1 e	0.0	0.0 r	0.0 r	0.0 r	0.0 r	0.0 r
Turkey	186	0.0 e	3.7 e	0.0 e	0.0	0.0 r	0.0 r	0.0 r	0.0 r	0.0 r
CIS	901	0.1	0.0	0.0	0.0	0.0	0.0	0.4	0.1	0.1	0.1	0.1	0.1
Ukraine	926	0.0 r	0.4	0.1 r	0.1 r	0.1 r	0.1 r	0.1 r
Mid East, N Africa, Pak	440	1.6	0.5	0.5	0.4	0.4	0.4	1.6	0.8	0.5	0.4	0.3	0.4
Bahrain, Kingdom of	419	0.1 e	0.0 e	0.0 e	0.0 e	0.0 e	0.0 e	0.0	0.0 r	0.0 r	0.0 r	0.0 r	0.0 r
Morocco	686	0.0 e	0.1	0.0 r	0.0 r	0.0 r	0.0 r	0.0 r
Pakistan	564	0.0 e	0.0 e	0.0 e	0.0 e	0.0 e	0.0 e	1.3	0.6 r	0.4 r	0.4 r	0.2 r	0.3 r
Saudi Arabia	456	1.5 e	0.5 e	0.4 e	0.4 e	0.3 e	0.4 e	0.0	0.0 r	0.0 r	0.0 r	0.0 r	0.0 r
Tunisia	744	0.0 e	0.0 e	0.0 e	0.0 e	0.0 e	0.0 e	0.1	0.0 r	0.0 r	0.0 r	0.0 r	0.0 r

Bermuda (319)

In Millions of U.S. Dollars

		Exports (FOB)						Imports (FOB)					
		2016	2015Q4	2016Q1	2016Q2	2016Q3	2016Q4	2016	2015Q4	2016Q1	2016Q2	2016Q3	2016Q4
Sub-Saharan Africa	603	11.2	6.4	2.0	2.5	2.4	4.2	11.1	3.6	3.7	3.1	2.0	2.3
Ethiopia	644	0.3 e	0.1 e	0.1 e	0.1 e	0.1 e	0.1	0.0 r	0.0 r	0.0 r	0.0 r	0.0 r
Mauritius	684	0.0 e	3.9 e	0.0 e	0.0 e	0.0 e	0.0 e	10.5	3.5 r	3.2 r	3.0 r	2.0 r	2.3 r
Nigeria	694	6.6 e	1.5 e	1.4 e	1.8 e	1.6 e	1.7 e	0.0	0.0 r	0.0 r	0.0 r	0.0 r	0.0 r
South Africa	199	0.4 e	0.5 e	0.1 e	0.1 e	0.1 e	0.1 e	0.5	0.0 r	0.5 r	0.0 r	0.0 r	0.0 r
Zambia	754	1.7 e	0.0 e	0.0 e	1.7 e	0.0	0.0 r	0.0 r	0.0 r	0.0 r	0.0 r
Zimbabwe	698	2.2 e	0.6 e	0.5 e	0.5 e	0.6 e	0.6 e
Western Hemisphere	205	0.8	0.2	0.2	0.2	0.2	0.2	53.8	25.6	15.7	15.7	10.6	11.9
Argentina	213	0.3	0.1 r	0.1 r	0.1 r	0.1 r	0.1 r
Aruba	314	0.2 e	0.1 e	0.1 e	0.0 e	0.1 e	0.1 e
Bahamas, The	313	0.0 e	0.0 e	0.0 e	0.0 e	0.0 e	0.0 e	0.1	0.0 r	0.0 r	0.0 r	0.0 r	0.0 r
Barbados	316	0.0 r	0.2	0.1 r	0.0 r	0.0 r	0.0 r	0.0 r
Brazil	223	0.0 e	0.0 e	0.0 e	0.7	0.2 r	0.2 r	0.2 r	0.1 r	0.1 r
Chile	228	0.7	0.2 r	0.2 r	0.2 r	0.2 r	0.2 r
Colombia	233	0.0 e	0.0 e	0.0 e	0.0 e	0.0 e	0.5	0.1 r	0.1 r	0.1 r	0.1 r	0.1 r
Costa Rica	238	0.0 e	0.0 e	0.0 e	0.0 e	0.0 e	0.0 e	0.5	0.3 r	0.2 r	0.1 r	0.1 r	0.1 r
Dominican Republic	243	0.0 e	0.0 e	0.0 e	0.0 e	0.0 e	0.0 e	2.3	1.1 r	0.7 r	0.7 r	0.4 r	0.5 r
Jamaica	343	0.1 e	0.0 e	0.0 e	0.0 e	0.0 e	0.0 e	0.6	0.3 r	0.2 r	0.2 r	0.1 r	0.1 r
Mexico	273	0.0 r	1.3	0.9 r	0.2 r	0.7 r	0.2 r	0.1 r
Netherlands Antilles	353	0.3 e	0.1 e	0.1 e	0.1 e	0.1 e	0.0 e	0.1	0.1 r	0.0 r	0.0 r	0.0 r	0.0 r
Panama	283	4.8	1.2 r	1.2 r	1.2 r	1.2 r	1.2 r
Peru	293	0.0 e	0.0 e	0.0 e	0.0 e	0.0 e	0.0 e	0.1	0.0 r	0.0 r	0.0 r	0.0 r	0.0 r
Trinidad and Tobago	369	0.1 e	0.0 e	0.0 e	0.0 e	0.0 e	0.0 e	1.5	0.8 r	0.5 r	0.4 r	0.3 r	0.3 r
Venezuela, Rep. Bol.	299	39.2	19.8 r	11.8 r	11.3 r	7.5 r	8.6 r
Western Hem. n.s.	399	0.8	0.4 r	0.2 r	0.2 r	0.1 r	0.2 r
Other Countries n.i.e	910	0.3	0.1	0.1	0.1	0.1	0.1	0.2	0.1	0.1	0.1	0.0	0.1
Cuba	928	0.3 e	0.1 e	0.1 e	0.1 e	0.1 e	0.1 e	0.2	0.1 r	0.1 r	0.1 r	0.0 r	0.1 r
Countries & Areas n.s.	898	4.3	2.2 r	1.3 r	1.2 r	0.8 r	0.9 r
Memorandum Items													
Africa	605	11.2	6.4	2.1	2.5	2.4	4.2	11.3	3.7	3.8	3.1	2.1	2.4
Middle East	405	1.6	0.5	0.4	0.4	0.4	0.4	0.1	0.1	0.0	0.0	0.0	0.0
European Union	998	18.8	12.9	0.0	18.7	0.0	0.0	28.1	372.1	5.0	6.5	6.6	10.0
Export earnings: fuel	080	8.3	2.0	1.9	2.3	2.0	2.1	41.4	20.8	12.4	11.9	7.9	9.1
Export earnings: nonfuel	092	35.2	24.6	2.4	23.2	4.4	5.1	1,297.0	620.7	374.6	486.8	217.3	218.3

Bhutan (514)

In Millions of U.S. Dollars

		Exports (FOB)						Imports (CIF)					
		2016	2015Q4	2016Q1	2016Q2	2016Q3	2016Q4	2016	2015Q4	2016Q1	2016Q2	2016Q3	2016Q4
IFS World	
World	001	489.9	108.2	101.7	134.2	157.9	96.1	1,685.5	516.7	367.5	555.0	395.6	367.3
Advanced Economies	110	5.6	3.5	2.2	2.0	1.2	0.3	104.3	36.5	29.6	31.1	23.0	20.5
Euro Area	163	3.0	2.4	1.2	0.7	0.9	0.2	21.5	11.4	5.3	6.5	6.4	3.3
Austria	122	6.4	1.8 r	1.6 r	1.6 r	1.6 r	1.5 r
Belgium	124	2.1	0.0 r	0.1 r	1.6 r	0.1 r	0.3 r
Finland	172	0.5	0.0 r	0.0 r	0.5 r	0.0 r
France	132	0.0	0.0 r	0.0 r	0.0 r	0.0 r	0.0 r	0.2	0.0 r	0.0 r	0.1 r	0.0 r	0.1 r
Germany	134	0.7	1.3 r	0.0 r	0.5 r	0.1 r	0.1 r	5.7	0.8 r	1.1 r	1.8 r	2.0 r	0.7 r
Italy	136	0.1	0.0 r	0.1 r	0.0 r	4.7	6.4 r	2.2 r	1.0 r	1.3 r	0.4 r
Luxembourg	137	0.3	0.1 r	0.1 r	0.1 r	0.1 r	0.1 r	0.0	0.0 r	0.0 r
Netherlands	138	1.9	1.0 r	1.1 r	0.2 r	0.6 r	0.8	2.2 r	0.2 r	0.4 r	0.2 r	0.1 r
Slovak Republic	936	0.9 e	0.1 e	0.6 e	0.2 e
Spain	184	0.2	0.1 r	0.1 r	0.1 r	0.1 r	0.0 r
Australia	193	0.0	0.0 r	0.0 r	0.0 r	0.0 r	0.0 r	0.5	0.0 r	0.0 r	0.1 r	0.3 r	0.1 r
Canada	156	0.1	0.1 r	0.0 r	0.0 r	0.0 r	0.0 r
China,P.R.: Hong Kong	532	0.1	0.0 r	0.0 r	0.0 r	0.0 r	0.0 r	2.7	0.6 r	0.7 r	0.6 r	0.6 r	0.8 r
Denmark	128	1.6	0.5 r	0.2 r	1.0 r	0.2 r	0.3 r
Israel	436	0.3	0.1 r	0.1 r	0.1 r	0.1 r	0.1 r
Japan	158	0.9	0.0 r	0.0 r	0.7 r	0.2 r	0.0 r	18.9	6.0 r	11.3 r	3.4 r	1.8 r	2.4 r
Korea, Republic of	542	0.0	0.0 r	0.0 r	0.0 r	0.0 r	0.0 r	13.3	3.3 r	2.9 r	3.5 r	4.4 r	2.5 r
New Zealand	196	0.4	0.0 r	0.1 r	0.1 r	0.1 r	0.1 r
Norway	142	0.4	0.1 r	0.3 r
Singapore	576	0.1	0.0 r	0.0 r	0.0 r	0.0 r	0.0 r	32.5	10.6 r	7.0 r	11.1 r	7.3 r	7.1 r
Sweden	144	0.0 e	0.0 e	0.0 e	0.0 e	6.1	0.5 r	0.8 r	3.0 r	0.1 r	2.2 r
Switzerland	146	0.0	0.0 r	0.0 r	0.0 r	0.0 r	0.9	1.3 r	0.1 r	0.1 r	0.4 r	0.3 r
Taiwan Prov. of China	528	0.0 e	0.0 e	0.0 e	0.0 e	0.0 e	0.2 e	0.1 e	0.1 e	0.0 e	0.1 e	0.1 e
United Kingdom	112	0.0	0.0 r	0.0 r	0.0 r	0.0 r	0.0 r	2.8	0.7 r	0.8 r	0.9 r	0.6 r	0.5 r
United States	111	1.4	1.0 r	0.8 r	0.5 r	0.0 r	0.0 r	2.0	1.1 r	0.4 r	0.6 r	0.3 r	0.6 r
Emerg. & Dev. Economies	200	484.3	104.6	99.5	132.2	156.8	95.9	1,578.4	479.2	337.0	523.0	372.1	346.3
Emerg. & Dev. Asia	505	484.0	104.5	99.4	132.1	156.7	95.8	1,572.8	477.6	335.4	521.5	370.9	345.1
Bangladesh	513	12.5	7.6 r	4.0 r	5.3 r	2.0 r	1.2 r	0.9	0.7 r	0.3 r	0.3 r	0.2 r	0.2 r
China,P.R.: Mainland	924	0.3	0.0 r	0.0 r	0.0 r	0.1 r	0.1 r	8.6	5.3 r	1.6 r	3.1 r	1.8 r	2.2 r
India	534	468.8	95.2 r	94.6 r	125.7 r	154.2 r	94.2 r	1,537.5	464.7 r	326.3 r	511.7 r	362.9 r	336.7 r
Indonesia	536	0.0 r	0.1	0.1 r	0.0 r	0.0 r	0.0 r	0.0 r
Malaysia	548	0.3	0.1 r	0.1 r	0.1 r	0.1 r	0.1 r	1.4	0.2 r	0.8 r	0.2 r	0.2 r	0.2 r
Nepal	558	1.9	1.4 r	0.7 r	0.9 r	0.3 r	0.1 r	3.9	1.5 r	1.2 r	1.2 r	0.8 r	0.7 r
Thailand	578	0.1	0.0 r	0.0 r	0.0 r	0.0 r	0.0 r	20.0	4.9 r	5.0 r	5.0 r	5.0 r	5.0 r
Vietnam	582	0.1	0.1 r	0.0 r	0.0 r	0.0 r	0.0 r	0.4	0.1 r	0.1 r	0.1 r	0.1 r	0.1 r
Asia n.s.	598	0.1	0.0 r	0.0 r	0.0 r	0.0 r	0.0 r
Europe	170	0.0	0.1	0.0	0.0	0.0	0.0	2.8	0.6	0.7	0.7	0.7	0.7
Emerg. & Dev. Europe	903	0.0	0.1	0.0	0.0	0.0	0.0	0.3	0.0	0.1	0.1	0.0	0.0
Poland	964	0.0	0.0 r	0.1	0.0 r	0.0 r	0.0 r	0.0 r	0.0 r
Romania	968	0.1 r	0.0	0.0 r	0.0 r	0.0 r	0.0 r	0.0 r
Turkey	186	0.0	0.0 r	0.1	0.0 r	0.0 r	0.1 r	0.0 r	0.0 r
CIS	901	0.0	2.5	0.6	0.6	0.6	0.6	0.6
Russian Federation	922	2.2	0.6 r	0.6 r	0.6 r	0.6 r	0.6 r
Ukraine	926	0.3	0.1 r	0.1 r	0.1 r	0.1 r	0.1 r
Mid East, N Africa, Pak	440	0.0	0.0	0.0	0.0	0.0	0.0	2.6	1.0	0.8	0.8	0.5	0.5
Qatar	453	0.9	0.4 r	0.3 r	0.3 r	0.2 r	0.2 r
Saudi Arabia	456	0.9	0.4 r	0.3 r	0.3 r	0.2 r	0.2 r
United Arab Emirates	466	0.6	0.2 r	0.2 r	0.2 r	0.1 r	0.1 r
Sub-Saharan Africa	603	0.3	0.1	0.1	0.0	0.1	0.1	0.1	0.0	0.0	0.0	0.0	0.0
Nigeria	694	0.1 e	0.0 e	0.0 e	0.0 e	0.0 e	0.0 e
Zambia	754	0.1 e	0.0 e	0.0 e	0.0 e	0.0 e	0.0 e
Western Hemisphere	205	0.0	0.0	0.0	0.0	0.0	0.0	0.2	0.0	0.1	0.0	0.0	0.0
Brazil	223	0.0	0.0 r	0.0 r	0.0 r	0.0 r	0.2	0.0 r	0.1 r	0.0 r	0.0 r	0.0 r
Countries & Areas n.s.	898	2.8	1.0 r	0.9 r	0.8 r	0.5 r	0.5 r
Memorandum Items													
Africa	605	0.3	0.1	0.1	0.0	0.1	0.1	0.1	0.0	0.0	0.0	0.0	0.0

Bhutan (514)

In Millions of U.S. Dollars

		Exports (FOB)						Imports (CIF)					
		2016	2015Q4	2016Q1	2016Q2	2016Q3	2016Q4	2016	2015Q4	2016Q1	2016Q2	2016Q3	2016Q4
Middle East	405	0.0	0.0	0.0	0.0	0.0	0.0	2.5	1.0	0.8	0.8	0.5	0.5
European Union	998	3.0	2.5	1.2	0.7	0.9	0.2	32.2	13.1	7.2	11.4	7.3	6.3
Export earnings: fuel	080	0.2	0.0	0.0	0.0	0.0	0.0	4.7	1.5	1.3	1.3	1.1	1.0
Export earnings: nonfuel	092	489.8	108.1	101.7	134.1	157.9	96.1	1,680.7	515.2	366.2	553.7	394.6	366.3

Bolivia (218)

In Millions of U.S. Dollars

		Exports (FOB)						Imports (CIF)					
		2016	2015Q4	2016Q1	2016Q2	2016Q3	2016Q4	2016	2015Q4	2016Q1	2016Q2	2016Q3	2016Q4
IFS World		6,968.9	1,830.2	1,591.8	1,726.1	1,923.2	1,758.5	8,373.9	2,591.9	2,008.5	2,049.1	2,142.1	2,306.8
World	001	6,906.0	1,941.6	1,589.8	1,696.8	1,890.6	1,728.7	8,135.7	2,669.1	1,965.4	1,945.8	2,034.1	2,190.5
Advanced Economies	110	2,806.2	641.9	601.5	703.7	784.0	716.9	2,244.5	798.2	618.5	512.8	536.0	577.2
Euro Area	163	701.8	158.7	144.9	177.8	198.1	181.1	662.6	272.6	184.7	150.7	157.5	169.7
Austria	122	2.2	1.2	0.7	0.5 r	0.5 r	0.5 r	117.3	24.1	13.4	32.8 r	34.2 r	36.9 r
Belgium	124	468.0	69.3	87.4	121.5 r	135.4 r	123.8 r	23.5	9.0	5.1	5.8 r	6.1 r	6.5 r
Estonia	939	0.4	0.1	0.3	0.0 r	0.0 r	0.0 r
Finland	172	0.0	0.0	0.0	6.1	4.3	1.2	1.5 r	1.6 r	1.7 r
France	132	10.4	7.4	4.4	1.9 r	2.1 r	1.9 r	102.1	51.6	45.2	17.9 r	18.8 r	20.2 r
Germany	134	53.8	18.1	11.3	13.6 r	15.1 r	13.8 r	160.1	75.5	41.7	37.3 r	39.0 r	42.0 r
Greece	174	0.1	1.7	0.4	0.7	0.3 r	0.3 r	0.4 r
Ireland	178	0.7	4.6	13.4	1.0	1.1 r	1.2 r	1.3 r
Italy	136	43.7	10.0	7.6	11.5 r	12.8 r	11.7 r	88.5	36.1	27.7	19.2 r	20.0 r	21.6 r
Latvia	941	0.4	0.4	0.1	0.1 r	0.1 r	0.1 r
Lithuania	946	0.2	0.0	0.0	0.0 r	0.0 r	0.0 r	0.2	0.2	0.0	0.1 r	0.1 r	0.1 r
Luxembourg	137	0.1	0.0	0.0	0.0 r	0.0 r	0.0 r
Netherlands	138	84.9	28.2	15.8	22.1 r	24.6 r	22.5 r	31.9	6.2	5.8	8.2 r	8.6 r	9.3 r
Portugal	182	0.9	0.1	0.3	0.2 r	0.2 r	0.2 r	3.0	7.1	0.8	0.7 r	0.7 r	0.8 r
Slovak Republic	936	3.2	0.8	0.5	0.8 r	0.9 r	0.9 r
Slovenia	961	0.0	1.0	0.3	0.3	0.2 r	0.2 r	0.3 r
Spain	184	37.7	23.3	17.3	6.5 r	7.3 r	6.6 r	118.6	43.2	40.8	24.5 r	25.6 r	27.6 r
Australia	193	155.2	23.8	32.7	39.1 r	43.5 r	39.8 r	3.7	1.4	1.2	0.8 r	0.8 r	0.9 r
Canada	156	121.0	23.7	24.9	30.7 r	34.2 r	31.2 r	39.6	16.9	19.4	6.4 r	6.7 r	7.2 r
China,P.R.: Hong Kong	532	0.6	0.3	0.4	0.1 r	0.1 r	0.1 r	8.9	2.1	1.5	2.3 r	2.4 r	2.6 r
Czech Republic	935	0.0	10.2	3.8	3.5	2.1 r	2.2 r	2.4 r
Denmark	128	3.9	0.9	0.9	1.0 r	1.1 r	1.0 r	14.0	2.1	2.4	3.7 r	3.8 r	4.1 r
Iceland	176	0.2	0.0	0.0	0.1 r	0.1 r	0.1 r
Israel	436	3.5	1.3	0.8	0.9 r	1.0 r	0.9 r	5.7	4.5	2.1	1.1 r	1.2 r	1.2 r
Japan	158	417.6	63.2	80.5	107.6 r	119.9 r	109.6 r	374.8	150.8	100.7	86.4 r	90.4 r	97.3 r
Korea, Republic of	542	202.2	112.2	65.7	43.6 r	48.5 r	44.4 r	99.2	32.4	24.9	23.4 r	24.5 r	26.4 r
New Zealand	196	2.0	1.6	0.6	0.5 r	0.5 r	0.5 r	1.4	0.3	0.3	0.4 r	0.4 r	0.4 r
Norway	142	0.1	0.0	0.1	4.3	0.8	0.7	1.1 r	1.2 r	1.3 r
Singapore	576	75.9	10.0	14.1	19.7 r	22.0 r	20.1 r	6.4	1.6	2.5	1.2 r	1.3 r	1.4 r
Sweden	144	1.1	0.2	0.1	0.3 r	0.4 r	0.3 r	78.5	28.4	24.1	17.2 r	17.9 r	19.3 r
Switzerland	146	4.1	7.4	1.5	0.8 r	0.9 r	0.8 r	33.3	5.8	5.0	8.9 r	9.3 r	10.1 r
Taiwan Prov.of China	528	0.5	0.2	0.1	0.1 r	0.1 r	0.1 r	43.0	10.7	10.0	10.4 r	10.9 r	11.7 r
United Kingdom	112	75.6	21.3	12.4	20.2 r	22.5 r	20.5 r	55.7	14.6	12.4	13.6 r	14.3 r	15.4 r
United States	111	1,041.2	217.2	221.9	261.5 r	291.4 r	266.4 r	802.8	249.5	222.9	182.9 r	191.2 r	205.9 r
Emerg. & Dev. Economies	200	4,098.3	1,299.2	987.7	992.8	1,106.2	1,011.5	5,885.2	1,868.2	1,345.3	1,431.7	1,496.6	1,611.7
Emerg. & Dev. Asia	505	409.2	199.2	127.5	89.9	100.2	91.6	1,934.9	580.4	444.5	470.0	491.3	529.1
Bangladesh	513	5.0	0.4	0.7	1.4 r	1.4 r	1.5 r
Cambodia	522	3.6	0.4	0.5	1.0 r	1.0 r	1.1 r
China,P.R.: Mainland	924	353.9	108.5	81.8	86.9 r	96.8 r	88.5 r	1,603.4	483.1	366.9	389.9 r	407.6 r	439.0 r
India	534	42.6	85.3	41.8	0.3 r	0.3 r	0.3 r	121.8	32.1	28.8	29.3 r	30.7 r	33.0 r
Indonesia	536	45.0	10.6	10.2	11.0 r	11.4 r	12.3 r
Malaysia	548	11.4	4.6	3.7	2.5 r	2.8 r	2.5 r	19.1	5.3	4.6	4.6 r	4.8 r	5.2 r
Myanmar	518	0.2	0.0	0.0	0.1 r	0.1 r	0.1 r
Philippines	566	3.6	1.4	1.4	0.7 r	0.7 r	0.8 r
Sri Lanka	524	1.0	0.1	0.1	0.3 r	0.3 r	0.3 r	1.8	0.7	0.6	0.4 r	0.4 r	0.5 r
Thailand	578	0.1	0.6	0.1	98.0	36.8	22.1	23.9 r	25.0 r	27.0 r
Vietnam	582	0.2	0.2	0.0	0.0 r	0.0 r	0.0 r	33.4	9.5	8.8	7.8 r	8.1 r	8.7 r
Europe	170	4.0	4.0	1.3	0.9	0.9	0.9	88.1	18.7	22.5	20.7	21.6	23.3
Emerg. & Dev. Europe	903	3.1	3.2	0.5	0.9	0.9	0.9	72.0	14.4	18.3	17.0	17.7	19.1
Albania	914	0.4	0.0	0.0	0.1 r	0.1 r	0.1 r
Bosnia and Herzegovina	963	1.6	0.4	0.2	0.4 r	0.5 r	0.4 r	0.0	0.0	0.0	0.0 r	0.0 r	0.0 r
Bulgaria	918	0.0	0.3	0.1	0.2	0.0 r	0.0 r	0.1 r
Croatia	960	0.4	0.2	0.1	0.1 r	0.1 r	0.1 r	0.2	0.0	0.0	0.1 r	0.1 r	0.1 r
Hungary	944	0.0	37.5	4.8	9.2	8.9 r	9.3 r	10.0 r
Poland	964	0.4	2.5	0.1	0.1 r	0.1 r	0.1 r	11.7	3.4	3.0	2.8 r	2.9 r	3.1 r
Romania	968	2.2	0.4	0.5	0.5 r	0.6 r	0.6 r

Bolivia (218)

In Millions of U.S. Dollars

		Exports (FOB)						Imports (CIF)					
		2016	2015Q4	2016Q1	2016Q2	2016Q3	2016Q4	2016	2015Q4	2016Q1	2016Q2	2016Q3	2016Q4
Serbia, Republic of	942	0.0	0.2	0.0	0.0 r	0.0 r	0.0 r
Turkey	186	0.8	0.1	0.1	0.2 r	0.3 r	0.2 r	19.6	5.4	5.3	4.5 r	4.7 r	5.1 r
CIS	901	0.9	0.7	0.9	16.1	4.3	4.2	3.7	3.9	4.2
Russian Federation	922	0.6	0.6	0.6	15.5	4.1	4.1	3.6 r	3.7 r	4.0 r
Ukraine	926	0.2	0.1	0.2	0.6	0.2	0.1	0.2 r	0.2 r	0.2 r
Mid East, N Africa, Pak	440	113.7	20.9	21.3	29.5	32.9	30.1	16.1	4.2	7.6	2.7	2.8	3.0
Bahrain, Kingdom of	419	0.0	0.1	0.0	0.0	0.0	0.0
Egypt	469	0.5	0.0	0.1	0.1 r	0.1 r	0.1 r
Jordan	439	1.5	0.0	0.2	0.4 r	0.4 r	0.5 r
Kuwait	443	0.2	0.1	0.0	0.1 r	0.1 r	0.1 r	0.0	0.0	0.0
Lebanon	446	0.1	0.0	0.0	0.0	0.0 r	0.0 r	0.0 r
Morocco	686	0.5	0.1	0.1	0.1 r	0.1 r	0.1 r	0.5	0.1	0.1	0.1 r	0.1 r	0.1 r
Pakistan	564	0.4	0.1	0.0	0.1 r	0.1 r	0.1 r	3.2	0.6	0.4	0.9 r	0.9 r	1.0 r
Qatar	453	0.1	0.1	0.1
Saudi Arabia	456	0.1	0.0	0.1	1.3	0.1	0.2	0.3 r	0.4 r	0.4 r
Syrian Arab Republic	463	0.1	0.0	0.0 r	0.0 r	0.0 r
Tunisia	744	0.1	0.1	8.2	3.0	6.3	0.6 r	0.6 r	0.7 r
United Arab Emirates	466	112.4	20.4	20.9	29.2 r	32.5 r	29.7 r	0.7	0.2	0.2	0.2 r	0.2 r	0.2 r
Sub-Saharan Africa	603	0.2	0.8	0.2	14.9	8.0	5.3	3.0	3.1	3.4
Cameroon	622	0.0	0.1	0.0	0.0 r	0.0 r	0.0 r
Ethiopia	644	0.2	0.0	0.0	0.1 r	0.1 r	0.1 r
Madagascar	674	0.1	0.0	0.0 r	0.0 r	0.0 r
Senegal	722	0.1	0.0	0.0	0.0 r	0.0 r	0.0 r
South Africa	199	0.2	0.8	0.2	14.3	7.9	5.2	2.9 r	3.0 r	3.2 r
Swaziland	734	0.0	0.1	0.0	0.0 r	0.0 r	0.0 r
Western Hemisphere	205	3,571.1	1,074.3	837.3	872.6	972.2	889.0	3,831.2	1,256.9	865.3	935.3	977.7	1,052.9
Argentina	213	874.7	281.3	206.7	213.2 r	237.6 r	217.2 r	822.0	376.0	182.7	201.6 r	210.8 r	227.0 r
Brazil	223	1,758.9	502.1	413.8	429.3 r	478.4 r	437.4 r	1,541.3	424.4	345.2	377.2 r	394.3 r	424.6 r
Chile	228	73.6	21.4	15.2	18.6 r	20.8 r	19.0 r	297.6	126.8	70.6	71.6 r	74.8 r	80.6 r
Colombia	233	496.3	139.7	108.0	124.0 r	138.1 r	126.3 r	166.0	50.2	40.0	39.8 r	41.6 r	44.8 r
Costa Rica	238	0.3	0.3	0.1	0.1 r	0.1 r	0.1 r	1.2	0.3	0.3	0.3 r	0.3 r	0.3 r
Dominican Republic	243	1.6	0.2	0.4	0.4 r	0.4 r	0.4 r	1.0	0.1	0.2	0.2 r	0.2 r	0.3 r
Ecuador	248	33.1	28.2	13.6	6.2 r	6.9 r	6.4 r	43.0	11.5	9.5	10.6 r	11.0 r	11.9 r
El Salvador	253	0.4	0.1	0.0	0.1 r	0.1 r	0.1 r	0.8	0.2	0.2	0.2 r	0.2 r	0.2 r
Guatemala	258	1.0	0.0	0.1	0.3 r	0.3 r	0.3 r	1.1	0.4	0.3	0.2 r	0.2 r	0.3 r
Honduras	268	0.2	0.0	0.1	0.0 r	0.0 r	0.0 r	0.4	0.1	0.1	0.1 r	0.1 r	0.1 r
Mexico	273	23.3	4.8	5.3	5.7 r	6.4 r	5.9 r	204.3	80.2	55.5	46.9 r	49.1 r	52.8 r
Nicaragua	278	0.6	0.1	0.1	0.1 r	0.2 r	0.1 r	0.2	0.6	0.2	0.0 r	0.0 r	0.0 r
Panama	283	6.7	1.7	1.6	1.6 r	1.8 r	1.7 r	3.5	1.3	0.8	0.9 r	0.9 r	1.0 r
Paraguay	288	24.5	8.5	7.5	5.4 r	6.0 r	5.5 r	61.8	17.4	14.1	15.0 r	15.7 r	16.9 r
Peru	293	266.9	80.7	62.7	65.1 r	72.6 r	66.4 r	608.0	154.4	131.1	150.4 r	157.2 r	169.3 r
Trinidad and Tobago	369	0.1	35.6	0.0	3.5	10.1 r	10.6 r	11.4 r
Uruguay	298	7.0	1.5	1.5	1.7 r	1.9 r	1.8 r	40.6	11.8	10.5	9.5 r	9.9 r	10.7 r
Venezuela, Rep. Bol.	299	2.0	3.7	0.5	0.5 r	0.6 r	0.5 r	3.1	1.1	0.5	0.8 r	0.9 r	0.9 r
Other Countries n.i.e	910	0.2	0.1	0.1	0.0	0.0	0.0	1.5	1.0	0.4	0.3	0.4	0.4
Cuba	928	0.2	0.1	0.1	0.0 r	0.0 r	0.0 r	1.3	0.6	0.3	0.3 r	0.3 r	0.3 r
Korea, Dem. People's Rep.	954	0.2	0.4	0.1	0.1 r	0.1 r	0.1 r
Special Categories	899	1.4	0.4	0.5	0.3 r	0.3 r	0.3 r	2.6	0.8	0.7	0.6 r	0.6 r	0.7 r
Countries & Areas n.s.	898	1.9	0.9	0.5	0.4 r	0.5 r	0.5 r
Memorandum Items													
Africa	605	0.8	0.9	0.4	0.1	0.1	0.1	23.6	11.1	11.8	3.7	3.9	4.2
Middle East	405	112.7	20.7	21.1	29.3	32.6	29.8	4.2	0.5	0.8	1.1	1.1	1.2
European Union	998	783.2	183.8	158.4	199.4	222.2	203.1	873.1	330.3	240.1	199.6	208.7	224.7
Export earnings: fuel	080	644.9	192.9	143.8	159.9	178.2	163.0	265.4	67.4	58.0	65.4	68.4	73.6
Export earnings: nonfuel	092	6,261.1	1,748.7	1,446.0	1,536.9	1,712.4	1,565.8	7,870.3	2,601.7	1,907.3	1,880.4	1,965.7	2,116.9

Bosnia and Herzegovina (963)

In Millions of U.S. Dollars

		Exports (FOB)						Imports (CIF)					
		2016	2015Q4	2016Q1	2016Q2	2016Q3	2016Q4	2016	2015Q4	2016Q1	2016Q2	2016Q3	2016Q4
IFS World		1,284.3	1,194.1	1,382.1	1,340.9	2,262.5	1,986.9	2,422.1	2,334.4
World	001	5,035.6	1,186.7	1,156.3	1,306.5	1,284.0	1,288.7	9,131.7	2,208.3	2,137.8	2,338.3	2,408.2	2,247.5
Advanced Economies	110	3,103.7	746.1	756.0	818.0	762.4	767.3	4,402.2	1,055.1	1,006.1	1,150.9	1,138.8	1,106.4
Euro Area	163	2,792.4	675.6	686.0	735.6	682.0	688.8	3,723.3	898.2	872.4	987.9	929.4	933.5
Austria	122	412.1	98.7 r	99.4 r	108.4 r	106.7 r	97.6 r	311.4	80.2 r	81.4 r	82.0 r	74.6 r	73.4 r
Belgium	124	27.5	8.2 r	10.5 r	6.8 r	6.0 r	4.1 r	74.1	17.2 r	19.5 r	19.5 r	17.1 r	18.0 r
Cyprus	423	1.3	0.2 r	0.0 r	0.1 r	1.2 r	0.0 r	1.8	0.7 r	0.6 r	0.3 r	0.5 r	0.4 r
Estonia	939	2.8	0.6 r	0.8 r	0.5 r	0.8 r	0.7 r	1.9	0.4 r	0.3 r	0.8 r	0.5 r	0.3 r
Finland	172	1.0	0.1 r	0.2 r	0.5 r	0.1 r	0.2 r	8.5	1.9 r	2.0 r	1.6 r	1.5 r	3.4 r
France	132	89.8	20.1 r	23.6 r	23.4 r	22.1 r	20.8 r	200.0	52.2 r	44.6 r	49.1 r	50.7 r	55.7 r
Germany	134	835.5	204.0 r	205.2 r	218.5 r	207.3 r	204.5 r	1,119.8	255.5 r	267.7 r	289.7 r	292.6 r	269.9 r
Greece	174	6.4	1.9 r	0.9 r	2.7 r	1.4 r	1.4 r	102.7	27.0 r	25.6 r	26.0 r	26.1 r	25.1 r
Ireland	178	0.1	0.3 r	0.1 r	0.0 r	0.0 r	0.0 r	22.6	3.6 r	4.7 r	6.7 r	6.9 r	4.3 r
Italy	136	639.8	156.7 r	160.8 r	174.1 r	145.4 r	159.6 r	1,066.4	269.6 r	243.1 r	306.5 r	250.9 r	266.0 r
Latvia	941	0.7	0.1 r	0.0 r	0.1 r	0.4 r	0.2 r	3.3	0.8 r	0.9 r	1.0 r	0.9 r	0.5 r
Lithuania	946	1.1	0.2 r	0.1 r	0.2 r	0.4 r	0.3 r	4.5	1.4 r	1.3 r	1.0 r	1.0 r	1.1 r
Luxembourg	137	35.3	5.0 r	8.4 r	6.4 r	7.9 r	12.7 r	3.3	1.3 r	0.9 r	1.0 r	0.8 r	0.6 r
Malta	181	0.4	0.0 r	0.1 r	0.0 r	0.2 r	0.1 r	15.2	0.6 r	4.5 r	10.7 r
Netherlands	138	116.1	25.7 r	27.1 r	27.2 r	28.8 r	33.1 r	133.7	33.9 r	31.3 r	30.7 r	33.9 r	37.7 r
Portugal	182	2.3	0.1 r	0.2 r	0.5 r	0.6 r	1.0 r	18.8	3.3 r	2.7 r	6.0 r	6.6 r	3.5 r
Slovak Republic	936	79.2	19.5 r	15.6 r	20.4 r	21.4 r	21.8 r	74.3	19.6 r	18.4 r	20.4 r	18.2 r	17.3 r
Slovenia	961	456.5	104.7 r	111.5 r	120.1 r	113.4 r	111.5 r	458.1	107.9 r	101.9 r	121.2 r	118.7 r	116.4 r
Spain	184	84.5	29.3 r	21.5 r	25.7 r	18.0 r	19.3 r	102.9	21.0 r	21.2 r	24.5 r	28.1 r	29.1 r
Australia	193	1.3	0.2 r	0.4 r	0.3 r	0.3 r	0.3 r	31.0	0.9 r	0.1 r	1.6 r	28.8 r	0.5 r
Canada	156	6.8	1.7 r	1.5 r	1.7 r	1.7 r	1.8 r	7.0	2.4 r	1.5 r	1.7 r	2.2 r	1.6 r
China,P.R.: Hong Kong	532	0.7	0.2 r	0.3 r	0.1 r	0.2 r	0.0 r	3.7	1.0 r	0.6 r	0.9 r	1.6 r	0.6 r
Czech Republic	935	80.1	14.0 r	16.5 r	26.1 r	17.8 r	19.7 r	150.5	37.0 r	36.9 r	41.5 r	35.8 r	36.4 r
Denmark	128	8.2	2.2 r	2.0 r	1.9 r	2.6 r	1.7 r	16.7	4.4 r	4.1 r	4.1 r	4.7 r	3.9 r
Iceland	176	0.0	0.0 r	0.0 r	0.0 r	0.0 r	0.0 r	0.8	0.6 r	0.1 r	0.7 r
Israel	436	1.3	0.2 r	0.5 r	0.3 r	0.2 r	0.3 r	5.4	0.9 r	0.8 r	1.3 r	0.6 r	2.7 r
Japan	158	0.7	0.2 r	0.2 r	0.1 r	0.3 r	0.1 r	52.5	4.3 r	5.3 r	12.8 r	20.8 r	13.6 r
Korea, Republic of	542	3.5	1.2 r	0.6 r	0.6 r	1.2 r	1.1 r	29.8	11.8 r	5.9 r	7.0 r	9.7 r	7.3 r
New Zealand	196	0.0	0.0 r	0.0 r	0.0 r	0.0 r	0.0 r	0.8	0.3 r	0.5 r
Norway	142	9.9	1.9 r	2.3 r	3.0 r	2.6 r	2.0 r	7.1	3.2 r	2.9 r	2.0 r	0.7 r	1.6 r
San Marino	135	0.1	0.0 r	0.0 r	0.0 r	0.0 r	0.0 r	0.5	0.1 r	0.1 r	0.1 r	0.1 r	0.1 r
Singapore	576	2.3	0.7 r	0.6 r	0.4 r	0.4 r	0.9 r	3.6	0.7 r	1.6 r	1.6 r	0.1 r	0.3 r
Sweden	144	47.6	10.7 r	10.9 r	11.6 r	12.5 r	12.6 r	57.5	14.6 r	12.8 r	15.5 r	16.4 r	12.8 r
Switzerland	146	91.2	21.5 r	21.4 r	21.3 r	25.8 r	22.7 r	53.4	14.2 r	12.1 r	13.8 r	11.5 r	16.0 r
Taiwan Prov.of China	528	2.5 e	0.4 e	0.5 e	0.5 e	0.7 e	0.7 e	2.1 e	0.3 e	0.3 e	0.6 e	0.6 e	0.6 e
United Kingdom	112	28.8	9.2 r	7.0 r	7.0 r	7.9 r	7.0 r	77.7	21.2 r	15.5 r	22.1 r	21.9 r	18.1 r
United States	111	26.3	5.9 r	5.3 r	7.3 r	6.3 r	7.4 r	178.6	39.3 r	32.7 r	35.7 r	54.1 r	56.1 r
Emerg. & Dev. Economies	200	1,931.8	440.6	400.3	488.5	521.5	521.5	4,647.8	1,146.2	1,113.7	1,165.5	1,248.2	1,120.3
Emerg. & Dev. Asia	505	19.7	4.0	3.9	4.4	6.3	5.0	846.6	266.1	208.5	199.9	252.8	185.4
Bangladesh	513	0.1	0.0 r	0.0 r	0.0 r	0.0 r	0.0 r	22.3	4.8 r	5.6 r	5.6 r	5.6 r	5.6 r
Cambodia	522	0.0 r	5.1	1.0 r	1.0 r	1.4 r	1.4 r	1.3 r
China,P.R.: Mainland	924	14.7	2.9 r	2.7 r	3.3 r	4.6 r	4.1 r	617.4	213.3 r	144.6 r	149.0 r	198.0 r	125.8 r
India	534	3.2	0.3 r	0.9 r	0.7 r	1.1 r	0.4 r	75.7	18.7 r	25.2 r	12.6 r	16.4 r	21.4 r
Indonesia	536	0.1	0.0 r	0.0 r	0.0 r	0.0 r	0.0 r	23.7	4.5 r	10.5 r	4.5 r	4.4 r	4.3 r
Malaysia	548	0.5	0.0 r	0.0 r	0.1 r	0.2 r	0.2 r	8.9	2.2 r	0.6 r	2.1 r	3.0 r	3.2 r
Myanmar	518	0.7	0.1 r	0.1 r	0.2 r	0.2 r	0.2 r
Philippines	566	0.5	0.4 r	0.1 r	0.1 r	0.1 r	0.1 r	1.8	0.0 r	0.4 r	0.5 r	0.5 r	0.4 r
Sri Lanka	524	0.1	0.0 r	0.0 r	0.0 r	0.0 r	0.0 r	1.3	0.1 r	0.4 r	0.5 r	0.2 r	0.2 r
Thailand	578	0.2	0.0 r	0.0 r	0.0 r	0.0 r	0.0 r	17.8	4.4 r	4.4 r	4.4 r	4.5 r	4.5 r
Tuvalu	869	0.3	0.0 r	0.1 r	0.1 r	0.1 r	0.1 r
Vietnam	582	0.5	0.3 r	0.1 r	0.1 r	0.1 r	0.1 r	47.6	11.8 r	10.5 r	12.7 r	12.3 r	12.1 r
Asia n.s.	598	24.1	5.2 r	5.0 r	6.4 r	6.4 r	6.3 r
Europe	170	1,836.9	416.0	379.7	464.7	496.1	496.5	3,548.9	834.3	829.4	923.1	914.1	882.3
Emerg. & Dev. Europe	903	1,763.4	389.5	356.5	447.2	477.3	482.5	3,122.9	778.4	681.0	832.2	832.9	776.9
Albania	914	25.7	6.0 r	5.7 r	6.7 r	6.6 r	6.8 r	8.9	1.8 r	1.8 r	2.4 r	2.4 r	2.3 r
Bulgaria	918	44.9	6.4 r	9.9 r	7.8 r	14.8 r	12.3 r	77.8	16.3 r	17.6 r	20.5 r	20.3 r	19.4 r

Bosnia and Herzegovina (963)

In Millions of U.S. Dollars

		Exports (FOB)						Imports (CIF)					
		2016	2015Q4	2016Q1	2016Q2	2016Q3	2016Q4	2016	2015Q4	2016Q1	2016Q2	2016Q3	2016Q4
Croatia	960	555.9	129.8 r	114.3 r	148.9 r	137.3 r	155.3 r	908.1	237.9 r	191.3 r	235.0 r	244.7 r	237.0 r
Hungary	944	109.9	25.2 r	26.2 r	27.4 r	29.9 r	26.3 r	229.1	59.6 r	53.7 r	61.6 r	55.8 r	58.0 r
Macedonia, FYR	962	74.6	16.6 r	17.1 r	19.6 r	18.8 r	19.1 r	86.1	21.4 r	19.5 r	22.8 r	22.2 r	21.5 r
Montenegro	943	136.2	32.6 r	25.8 r	36.3 r	36.2 r	37.9 r	28.6	6.7 r	3.8 r	6.0 r	7.3 r	11.4 r
Poland	964	56.2	11.9 r	11.7 r	15.7 r	15.6 r	13.2 r	267.9	66.3 r	52.8 r	73.6 r	75.0 r	66.4 r
Romania	968	73.9	12.2 r	15.0 r	18.2 r	21.9 r	18.8 r	101.6	27.0 r	20.0 r	28.5 r	27.1 r	25.9 r
Serbia, Republic of	942	461.6	100.1 r	86.5 r	114.1 r	141.5 r	119.6 r	1,026.8	241.7 r	236.6 r	272.2 r	282.1 r	235.8 r
Turkey	186	224.6	48.7 r	44.2 r	52.4 r	54.7 r	73.3 r	388.3	99.6 r	83.9 r	109.5 r	95.8 r	99.0 r
CIS	901	73.5	26.6	23.2	17.5	18.8	13.9	425.9	55.8	148.4	90.9	81.3	105.4
Azerbaijan, Rep. of	912	0.4	0.1 r	0.1 r	0.1 r	0.1 r	0.1 r	0.0	0.0 r	0.0 r	0.0 r	0.0 r	0.0 r
Belarus	913	1.1	0.0 r	0.1 r	0.2 r	0.4 r	0.4 r	4.7	3.3 r	0.6 r	0.5 r	0.6 r	3.0 r
Georgia	915	0.2	0.1 r	0.0 r	0.0 r	0.1 r	0.1 r	0.1	0.0 r	0.0 r	0.0 r	0.0 r	0.0 r
Kazakhstan	916	0.3	0.1 r	0.1 r	0.1 r	0.1 r	0.1 r	1.6	0.5 r	0.4 r	0.4 r	0.4 r	0.4 r
Kyrgyz Republic	917	0.0 r	0.6	0.1 r	0.1 r	0.2 r	0.2 r	0.2 r
Moldova	921	2.0	0.4 r	0.4 r	0.5 r	0.5 r	0.5 r	2.6	0.5 r	0.5 r	0.7 r	0.7 r	0.7 r
Russian Federation	922	62.1	22.4 r	20.5 r	15.6 r	15.0 r	11.0 r	400.3	46.7 r	142.7 r	84.6 r	76.1 r	96.9 r
Tajikistan	923	0.0	0.0 r	0.0 r	0.0 r	0.0 r	0.0 r	0.1	0.0 r	0.0 r	0.0 r	0.0 r	0.0 r
Turkmenistan	925	0.2 r	0.0	0.0 r	0.0 r	0.0 r	0.0 r	0.0 r
Ukraine	926	7.3	3.2 r	1.9 r	1.0 r	2.7 r	1.7 r	15.9	4.5 r	4.0 r	4.5 r	3.2 r	4.2 r
Uzbekistan	927	0.0	0.3 r	0.0 r	0.0 r	0.0 r	0.0 r
Mid East, N Africa, Pak	440	64.6	18.1	14.3	16.6	16.4	17.3	45.1	13.2	9.8	11.8	12.0	11.5
Algeria	612	0.3	5.4 r	0.1 r	0.1 r	0.1 r	0.1 r	0.8	0.1 r	0.2 r	0.2 r	0.2 r	0.2 r
Bahrain, Kingdom of	419	0.1	0.0 r	0.0 r	0.0 r	0.0 r	0.0 r	0.1	0.0 r	0.0 r	0.0 r	0.0 r	0.0 r
Egypt	469	18.0	4.6 r	4.1 r	4.6 r	4.5 r	4.8 r	8.3	2.0 r	1.8 r	2.2 r	2.1 r	2.1 r
Iran, I.R. of	429	1.6	0.2 r	0.4 r	0.4 r	0.4 r	0.4 r	2.5	0.6 r	0.6 r	0.7 r	0.7 r	0.6 r
Iraq	433	0.4	0.1 r	0.1 r	0.1 r	0.1 r	0.1 r	0.0	0.0 r	0.0 r	0.0 r	0.0 r	0.0 r
Jordan	439	1.0	1.0 r	0.1 r	0.2 r	0.2 r	0.5 r	1.5	0.2 r	0.1 r	0.3 r	0.7 r	0.3 r
Kuwait	443	1.1	0.3 r	0.2 r	0.3 r	0.3 r	0.3 r	0.5	0.1 r	0.1 r	0.1 r	0.1 r	0.1 r
Lebanon	446	1.9	0.2 r	0.2 r	0.3 r	0.7 r	0.7 r	0.0	0.1 r	0.0 r	0.0 r	0.0 r
Libya	672	1.7	0.4 r	0.4 r	0.4 r	0.4 r	0.4 r	0.6	0.0 r	0.1 r	0.2 r	0.1 r	0.1 r
Morocco	686	16.1	0.1 r	3.6 r	4.2 r	4.1 r	4.2 r	6.4	2.9 r	1.1 r	1.7 r	1.8 r	1.8 r
Oman	449	0.0	0.1 r	0.0 r	0.0 r	0.0 r	0.0 r	0.0	0.2 r	0.0 r	0.0 r	0.0 r	0.0 r
Pakistan	564	0.1	0.0 r	0.0 r	0.0 r	0.0 r	0.0 r	8.8	2.3 r	2.2 r	2.2 r	2.2 r	2.2 r
Qatar	453	0.2	0.1 r	0.0 r	0.1 r	0.1 r	0.1 r	1.9	1.0 r	0.4 r	0.5 r	0.5 r	0.5 r
Saudi Arabia	456	7.5	0.8 r	1.7 r	2.0 r	1.9 r	2.0 r	3.4	1.1 r	0.8 r	0.9 r	0.8 r	0.8 r
Sudan	732	0.4	0.2 r	0.1 r	0.1 r	0.1 r	0.1 r	0.1	0.0 r	0.0 r	0.0 r	0.0 r	0.0 r
Syrian Arab Republic	463	0.3	0.1 r	0.1 r	0.1 r	0.1 r	0.1 r	0.2	0.1 r	0.1 r	0.1 r	0.1 r	0.0 r
Tunisia	744	0.1	0.2 r	0.0 r	0.0 r	0.0 r	0.0 r	2.6	0.7 r	0.7 r	0.7 r	0.7 r	0.7 r
United Arab Emirates	466	13.6	4.2 r	3.1 r	3.6 r	3.4 r	3.5 r	7.2	1.8 r	1.6 r	1.9 r	1.9 r	1.8 r
Yemen, Republic of	474	0.1	0.0 r	0.0 r	0.0 r	0.0 r	0.0 r	0.0	0.0 r	0.0 r	0.0 r	0.0 r
Sub-Saharan Africa	603	4.7	1.4	1.1	1.3	1.2	1.2	17.0	3.1	5.0	4.4	5.0	2.6
Angola	614	0.3	0.3 r	0.1 r	0.1 r	0.1 r	0.1 r
Cameroon	622	0.0	0.0 r	0.0 r	0.0 r	0.0 r	0.2	0.0 r	0.0 r	0.1 r	0.1 r	0.0 r
Congo, Republic of	634	0.1	0.0 r	0.0 r	0.0 r	0.0 r	0.0 r	0.0	0.0 r	0.0 r	0.0 r	0.0 r	0.0 r
Côte d'Ivoire	662	0.0	0.0 r	0.0 r	0.0 r	0.0 r	0.0 r	0.9	0.2 r	0.2 r	0.2 r	0.2 r	0.3 r
Equatorial Guinea	642	0.2 r
Ethiopia	644	0.2	0.1 r	0.0 r	0.0 r	0.0 r	0.0 r	0.2	0.1 r	0.1 r	0.1 r	0.0 r	0.0 r
Ghana	652	0.1	0.0 r	0.0 r	0.0 r	0.0 r	0.0 r	5.2	1.4 r	1.2 r	1.4 r	1.3 r	1.3 r
Kenya	664	0.0	0.0 r	0.0 r	0.0 r	0.0 r	0.3	0.1 r	0.1 r	0.1 r	0.1 r	0.1 r
Liberia	668	0.1	0.2 r	0.0 r	0.0 r	0.0 r	0.0 r
Madagascar	674	0.1	0.0 r	0.0 r	0.0 r	0.0 r	0.0 r
Malawi	676	0.0 r	0.4	0.1 r	0.1 r	0.1 r	0.1 r	0.1 r
Mauritius	684	0.0 e	0.0 e	0.0 e	0.0 e	0.0 e	0.0 e	0.2	0.1 r	0.0 r	0.1 r	0.1 r	0.1 r
Mozambique	688	0.0 r	0.1	0.0 r	0.0 r	0.0 r	0.0 r	0.0 r
Namibia	728	0.6	0.0 r	0.1 r	0.2 r	0.1 r	0.2 r	0.7	0.0 r	0.2 r	0.2 r	0.2 r	0.2 r
Nigeria	694	0.5	0.0 r	0.1 r	0.1 r	0.1 r	0.1 r	0.1	0.0 r	0.0 r	0.0 r	0.0 r	0.0 r
Senegal	722	0.3	0.0 r	0.1 r	0.1 r	0.1 r	0.1 r	0.0	0.0 r	0.0 r	0.0 r	0.0 r
Seychelles	718	2.0	0.2 r	0.4 r	0.5 r	0.5 r	0.5 r	0.0	0.0 r	0.0 r	0.0 r	0.0 r	0.0 r
Sierra Leone	724	0.1	0.0 r	0.0 r	0.0 r	0.0 r	0.0 r	0.1	0.0 r	0.0 r	0.0 r	0.0 r	0.0 r
South Africa	199	0.4	0.2 r	0.1 r	0.1 r	0.1 r	0.1 r	7.1	0.6 r	2.7 r	1.8 r	2.5 r	0.1 r

Bosnia and Herzegovina (963)

In Millions of U.S. Dollars

		Exports (FOB)						Imports (CIF)					
		2016	2015Q4	2016Q1	2016Q2	2016Q3	2016Q4	2016	2015Q4	2016Q1	2016Q2	2016Q3	2016Q4
Swaziland	734	0.0 r	0.1	0.0 r	0.0 r	0.0 r	0.0 r	0.0 r
Tanzania	738	0.1	0.1 r	0.0 r	0.0 r	0.0 r	0.0 r	0.1	0.0 r	0.0 r	0.0 r	0.0 r	0.0 r
Togo	742	0.0 r	0.1	0.0 r	0.0 r	0.0 r	0.0 r	0.0 r
Uganda	746	0.0	0.0 r	0.0 r	0.0 r	0.0 r	0.7	0.2 r	0.2 r	0.2 r	0.2 r	0.2 r
Zambia	754	0.0 r	0.2	0.1 r	0.1 r	0.1 r	0.1 r	0.1 r
Zimbabwe	698	0.0	0.0 r	0.0 r	0.0 r	0.0 r	0.0 r	0.2	0.1 r	0.1 r	0.0 r	0.0 r	0.0 r
Western Hemisphere	205	5.8	1.1	1.4	1.5	1.5	1.4	190.1	29.5	61.0	26.2	64.3	38.6
Argentina	213	0.2	0.0 r	0.0 r	0.0 r	0.0 r	0.0 r	10.7	2.4 r	2.6 r	2.7 r	2.7 r	2.7 r
Bolivia	218	0.2	0.0 r	0.0 r	0.1 r	0.1 r	0.1 r
Brazil	223	0.8	0.0 r	0.2 r	0.2 r	0.3 r	0.2 r	119.9	18.9 r	44.3 r	9.1 r	46.2 r	20.4 r
Chile	228	0.0	0.0 r	0.0 r	0.0 r	0.0 r	0.0 r	2.4	0.4 r	0.9 r	1.1 r
Colombia	233	0.0	0.0 r	0.0 r	0.0 r	0.0 r	0.0 r	16.2	2.8 r	4.1 r	4.1 r	4.1 r	4.1 r
Costa Rica	238	0.0	0.0 r	0.0 r	0.0 r	0.0 r	0.0 r	8.0	1.6 r	1.6 r	2.1 r	2.2 r	2.1 r
Dominican Republic	243	0.2	0.0 r	0.0 r	0.1 r	0.1 r	0.1 r	1.9	0.2 r	0.4 r	0.5 r	0.5 r	0.5 r
Ecuador	248	0.0	0.0 r	0.0 r	0.0 r	0.0 r	12.9	3.2 r	3.2 r	3.2 r	3.2 r
Falkland Islands	323	0.4	0.2 r	0.1 r	0.1 r	0.1 r	0.1 r
Guatemala	258	0.6	0.2 r	0.1 r	0.2 r	0.1 r	0.1 r
Honduras	268	0.0 e	0.0 e	0.0 e	0.0 e	0.0 e	0.0 e	0.1	0.1 r	0.0 r	0.0 r	0.0 r	0.0 r
Mexico	273	4.1	0.9 r	1.0 r	1.0 r	1.1 r	1.1 r	11.0	2.9 r	2.8 r	2.8 r	2.7 r	2.7 r
Nicaragua	278	0.0 r	0.1	0.0 r	0.0 r	0.0 r	0.0 r	0.0 r
Panama	283	0.2	0.0 r	0.1 r	0.1 r	0.1 r	0.1 r	0.0	0.0 r	0.0 r	0.0 r	0.0 r	0.0 r
Paraguay	288	0.4	0.0 r	0.1 r	0.1 r	0.1 r	0.1 r
Peru	293	0.0	0.0 r	0.0 r	0.0 r	0.0 r	0.0 r	1.3	0.3 r	0.3 r	0.3 r	0.3 r	0.3 r
St. Kitts and Nevis	361	0.1	0.0 r	0.0 r	0.0 r	0.0 r	0.0 r	0.0	0.0 r	0.0 r	0.0 r	0.0 r	0.0 r
Uruguay	298	3.7	0.0 r	0.9 r	0.9 r	0.9 r	0.9 r
Other Countries n.i.e	910	0.0	0.0	0.0	0.0	0.0	0.2	2.1	0.1	0.1	0.0	0.0
Cuba	928	0.0	0.0 r	0.0 r	0.0 r	0.0 r	0.1	2.1 r	0.0 r	0.0 r	0.0 r	0.0 r
Korea, Dem. People's Rep.	954	0.1	0.1 r	0.0 r	0.0 r	0.0 r	0.0 r
Countries & Areas n.s.	898	81.5	4.9 r	17.9 r	21.8 r	21.0 r	20.7 r
Memorandum Items													
Africa	605	21.6	7.3	4.9	5.7	5.5	5.6	27.0	6.8	7.0	7.0	7.7	5.3
Middle East	405	47.6	12.1	10.4	12.2	12.1	12.9	26.3	7.2	5.7	7.0	7.1	6.5
European Union	998	3,797.8	897.3	899.5	1,000.3	942.4	955.6	5,610.2	1,382.7	1,277.2	1,490.3	1,431.1	1,411.5
Export earnings: fuel	080	90.4	34.8	26.9	22.9	22.2	18.4	448.6	55.1	154.3	97.1	88.3	109.0
Export earnings: nonfuel	092	4,945.2	1,151.8	1,129.4	1,283.6	1,261.8	1,270.3	8,683.1	2,153.2	1,983.5	2,241.2	2,319.9	2,138.5

Botswana (616)

In Millions of U.S. Dollars

		Exports (FOB)						Imports (CIF)					
		2016	2015Q4	2016Q1	2016Q2	2016Q3	2016Q4	2016	2015Q4	2016Q1	2016Q2	2016Q3	2016Q4
IFS World		1,590.6	1,449.0	1,570.8	1,499.7
World	001	7,321.5	1,169.4	1,628.2	1,924.1	1,868.1	1,901.3	6,107.5	1,647.6	1,480.3	1,517.6	1,545.0	1,564.6
Advanced Economies	110	3,460.3	631.0	840.8	948.4	842.1	829.1	1,017.4	239.4	282.6	298.9	242.1	193.7
Euro Area	163	1,446.3	268.5	291.4	402.6	370.8	381.4	320.5	105.9	73.1	74.4	105.5	67.6
Austria	122	0.0	0.0 r	0.0 r	0.0 r	0.0 r	0.0 r	1.2	0.1 r	0.4 r	0.7 r	0.1 r	0.0 r
Belgium	124	1,383.0	257.6 r	279.5 r	381.2 r	353.8 r	368.4 r	156.2	76.2 r	31.7 r	42.4 r	43.6 r	38.6 r
Cyprus	423	0.4	0.1 r	0.1 r	0.2 r	0.1 r	4.0	0.8 r	0.9 r	0.4 r	1.3 r	1.4 r
Finland	172	29.5	5.5 r	12.6 r	9.0 r	2.5 r	1.1	0.0 r	0.0 r	0.1 r	1.0 r	0.1 r
France	132	1.8	1.1 r	0.6 r	0.2 r	0.3 r	0.7 r	40.0	3.8 r	12.0 r	1.7 r	22.9 r	3.3 r
Germany	134	0.9	0.1 r	0.2 r	0.3 r	0.2 r	0.1 r	88.1	15.6 r	22.0 r	23.3 r	24.8 r	18.0 r
Greece	174	6.2	2.6 r	1.2 r	1.3 r	1.7 r	2.0 r	0.6	0.1 r	0.3 r	0.0 r	0.1 r	0.2 r
Ireland	178	0.1	0.0 r	0.0 r	0.0 r	0.0 r	0.0 r	2.5	1.8 r	0.2 r	0.3 r	0.6 r	1.5 r
Italy	136	8.5	4.0 r	1.7 r	2.7 r	2.2 r	2.0 r	8.4	1.6 r	2.4 r	2.0 r	1.9 r	2.1 r
Lithuania	946	0.0	0.4 r	0.0 r	0.0 r	0.0 r
Luxembourg	137	0.0	0.0 r	0.0 r	0.0 r	0.0 r	0.4	0.6 r	0.2 r	0.2 r	0.0 r
Malta	181	0.6	0.2 r	0.1 r	0.2 r	0.3 r	0.0	0.0 r	0.0 r	0.0 r	0.0 r	0.0 r
Netherlands	138	15.3	2.8 r	2.7 r	3.9 r	3.4 r	5.3 r	13.1	3.5 r	1.4 r	2.0 r	8.0 r	1.7 r
Portugal	182	0.0	0.0 r	0.0 r	0.0 r	0.3	0.0 r	0.0 r	0.0 r	0.3 r	0.0 r
Slovak Republic	936	0.0	0.0 r	0.0 r	0.0 r	0.5	0.0 r	0.3 r	0.0 r	0.0 r	0.2 r
Spain	184	0.1	0.1 r	0.0 r	0.1 r	0.0 r	0.0 r	4.1	1.4 r	1.5 r	1.4 r	0.8 r	0.4 r
Australia	193	0.5	0.1 r	0.2 r	0.2 r	0.0 r	0.1 r	6.9	9.1 r	0.5 r	1.4 r	2.6 r	2.5 r
Canada	156	365.6	137.5 r	96.5 r	105.8 r	98.2 r	65.2 r	343.5	51.0 r	134.9 r	136.0 r	15.1 r	57.6 r
China,P.R.: Hong Kong	532	185.9	16.0 r	34.0 r	32.0 r	62.9 r	57.0 r	31.2	9.5 r	3.0 r	9.3 r	9.2 r	9.6 r
Czech Republic	935	0.2	0.1 r	0.1 r	0.2	0.0 r	0.0 r	0.0 r	0.0 r	0.2 r
Denmark	128	0.0	0.0 r	0.0 r	0.0 r	2.8	0.3 r	1.1 r	0.1 r	1.5 r	0.1 r
Israel	436	443.9	95.1 r	111.0 r	111.0 r	111.0 r	111.0 r	55.7	6.5 r	19.6 r	13.3 r	10.2 r	12.6 r
Japan	158	12.2	0.1 r	3.4 r	2.6 r	4.3 r	1.9 r	37.8	9.4 r	8.8 r	10.6 r	9.6 r	8.8 r
Korea, Republic of	542	1.4	0.0 r	0.3 r	0.4 r	0.3 r	0.4 r	49.6	5.9 r	2.7 r	17.2 r	16.6 r	13.1 r
New Zealand	196	0.0	0.1 r	0.0 r	0.0 r	0.0 r	0.0 r	0.1	0.0 r	0.0 r	0.0 r	0.0 r	0.0 r
Norway	142	144.4	13.4 r	54.2 r	36.6 r	31.1 r	22.5 r	1.5	1.0 r	0.5 r	0.1 r
Singapore	576	412.8	20.4 r	205.4 r	98.3 r	51.4 r	57.7 r	11.6	0.3 r	7.9 r	2.3 r	0.9 r	0.5 r
Sweden	144	1.9	0.0 r	0.0 r	0.1 r	1.2 r	0.6 r	6.2	1.4 r	1.2 r	2.8 r	1.8 r	0.4 r
Switzerland	146	187.3	40.8 r	14.6 r	50.3 r	45.4 r	76.9 r	11.0	5.2 r	1.0 r	3.0 r	2.5 r	4.5 r
Taiwan Prov. of China	528	0.0 e	0.0 e	0.0 e	0.0 e	4.8 e	0.9 e	1.6 e	1.2 e	1.0 e	1.0 e
United Kingdom	112	91.7	5.5 r	4.6 r	66.7 r	13.7 r	6.7 r	81.2	17.4 r	12.0 r	8.6 r	53.3 r	7.4 r
United States	111	166.0	33.5 r	25.0 r	41.8 r	51.5 r	47.7 r	52.8	16.7 r	15.3 r	17.7 r	11.9 r	7.8 r
Emerg. & Dev. Economies	200	3,861.2	538.4	787.4	975.6	1,026.0	1,072.2	5,090.1	1,304.6	1,197.7	1,218.6	1,302.9	1,370.9
Emerg. & Dev. Asia	505	1,210.5	139.9	202.0	262.1	297.6	448.8	263.2	44.5	51.7	49.8	85.7	76.0
Cambodia	522	0.2	0.0 r	0.0 r	0.0 r	0.0 r	0.0 r	0.0	0.0 r	0.0 r	0.0 r	0.0 r	0.0 r
China,P.R.: Mainland	924	44.8	7.7 r	12.3 r	12.9 r	8.5 r	11.1 r	90.0	27.2 r	20.3 r	21.7 r	26.3 r	21.7 r
India	534	1,107.3	123.0 r	166.3 r	239.9 r	275.9 r	425.1 r	159.0	14.0 r	26.9 r	23.9 r	56.3 r	51.8 r
Indonesia	536	0.9	0.1 r	0.9 r	0.0 r	0.0 r	0.0 r
Malaysia	548	0.1	0.1 r	5.2	1.7 r	1.9 r	1.7 r	0.8 r	0.9 r
Philippines	566	0.0	0.0 r	0.0 r	0.0 r	0.0 r	0.2	0.0 r	0.1 r	0.1 r	0.1 r	0.1 r
Sri Lanka	524	0.0	0.0 r	0.0 r	0.4	0.4 r
Thailand	578	27.8	4.8 r	17.5 r	0.6 r	4.9 r	4.9 r	2.9	0.4 r	0.3 r	1.2 r	1.1 r	0.2 r
Vietnam	582	30.4	4.3 r	5.8 r	8.6 r	8.2 r	7.7 r	0.0	0.1 r	0.0 r	0.0 r	0.0 r	0.0 r
Asia n.s.	598	4.6	1.0 r	1.0 r	1.2 r	1.1 r	1.3 r
Europe	170	0.4	3.6	0.0	0.1	0.2	0.0	30.8	5.2	8.2	7.4	8.5	6.8
Emerg. & Dev. Europe	903	0.4	0.3	0.0	0.1	0.2	0.0	5.4	1.5	0.7	0.4	3.0	1.3
Bulgaria	918	0.0	0.0 r	0.0 r	0.2	0.0 r	0.0 r	0.0 r	0.0 r	0.2 r
Hungary	944	0.1	0.1 r	0.0 r	0.1 r	0.1	0.0 r	0.0 r	0.0 r	0.0 r	0.0 r
Poland	964	0.0	0.0 r	0.0 r	0.0 r	2.3	0.1 r	0.2 r	0.3 r	1.3 r	0.5 r
Romania	968	0.0	0.1 r	0.0 r	0.1	0.0 r	0.0 r	0.0 r	0.0 r
Serbia, Republic of	942	0.1	0.0 r	0.1 r	1.7	1.2 r	0.2 r	1.1 r	0.4 r
Turkey	186	0.2	0.0 r	0.0 r	0.1 r	0.0 r	0.0 r	1.1	0.1 r	0.2 r	0.1 r	0.5 r	0.2 r
CIS	901	0.0	3.4	0.0	0.0	0.0	0.0	25.3	3.7	7.5	6.9	5.4	5.5
Russian Federation	922	0.0	3.4 r	0.0 r	23.8	3.7 r	7.1 r	6.5 r	5.1 r	5.1 r
Ukraine	926	0.0	0.0 r	0.0 r	0.0 r	0.0 r	1.5	0.0 r	0.4 r	0.4 r	0.4 r	0.4 r
Europe n.s.	884	0.1	0.0 r	0.0 r	0.0 r	0.0 r	0.0 r

Botswana (616)

In Millions of U.S. Dollars

		Exports (FOB)						Imports (CIF)					
		2016	2015Q4	2016Q1	2016Q2	2016Q3	2016Q4	2016	2015Q4	2016Q1	2016Q2	2016Q3	2016Q4
Mid East, N Africa, Pak	440	709.8	65.7	135.8	202.0	192.6	179.4	23.3	8.0	5.4	5.9	5.6	6.4
Iran, I.R. of	429	0.4	0.0 r	0.1 r	0.1 r	0.1 r	0.1 r	0.0	0.0 r	0.0 r	0.0 r	0.0 r	0.0 r
Mauritania	682	0.4	0.0 r	0.1 r	0.1 r	0.1 r	0.1 r	0.0	0.0 r	0.0 r	0.0 r	0.0 r	0.0 r
Pakistan	564	0.0	0.0 r	0.0 r	0.0 r	0.0 r	0.0 r	1.5	0.6 r	0.4 r	0.4 r	0.4 r	0.4 r
Qatar	453	0.0	0.0 r	0.0 r	0.0 r	0.0 r	0.0 r	0.1	0.1 r	0.0 r	0.0 r	0.0 r	0.0 r
Saudi Arabia	456	0.2	0.0 r	0.0 r	0.1 r	0.0 r	0.0 r	0.4	0.0 r	0.1 r	0.1 r	0.1 r	0.1 r
United Arab Emirates	466	708.8	65.6 r	135.6 r	201.7 r	192.3 r	179.1 r	21.2	7.4 r	4.9 r	5.3 r	5.1 r	5.8 r
Sub-Saharan Africa	603	1,939.4	329.0	449.4	511.2	535.4	443.4	4,767.6	1,245.5	1,132.0	1,155.0	1,199.8	1,280.9
Angola	614	2.4	0.5 r	0.5 r	0.7 r	0.6 r	0.6 r	0.1	0.0 r	0.0 r	0.0 r	0.0 r	0.0 r
Cameroon	622	0.1	0.0 r	0.0 r	0.0 r	0.0 r	0.0 r	0.0	0.0 r	0.0 r	0.0 r	0.0 r	0.0 r
Congo, Dem. Rep. of	636	1.9	0.7 r	0.4 r	0.5 r	0.5 r	0.5 r	0.0	0.0 r	0.0 r	0.0 r	0.0 r	0.0 r
Congo, Republic of	634	0.1	0.0 r	0.0 r	0.0 r	0.0 r	0.0 r	0.0	0.0 r	0.0 r	0.0 r	0.0 r	0.0 r
Eritrea	643	0.3	0.0 r	0.1 r	0.1 r	0.1 r	0.1 r	0.0 r
Ghana	652	0.0	0.0 r	0.0 r	0.0 r	0.0 r	0.0 r	0.1	0.0 r	0.0 r	0.0 r	0.0 r	0.0 r
Kenya	664	1.3	0.0 r	0.2 r	0.4 r	0.3 r	0.3 r	1.6	0.3 r	0.3 r	0.4 r	0.4 r	0.5 r
Lesotho	666	0.3	0.0 r	0.1 r	0.1 r	0.1 r	0.1 r	1.1	0.0 r	0.3 r	0.3 r	0.3 r	0.3 r
Liberia	668	0.1 r	0.0	0.0 r	0.0 r	0.0 r	0.0 r	0.0 r
Malawi	676	1.7	0.3 r	0.3 r	0.5 r	0.5 r	0.4 r	3.8	0.4 r	0.7 r	0.9 r	1.0 r	1.2 r
Mali	678	0.1	0.0 r	0.0 r	0.0 r	0.0 r	0.0 r	0.0	0.0 r	0.0 r	0.0 r	0.0 r	0.0 r
Mauritius	684	0.2	0.0 r	0.0 r	0.1 r	0.0 r	0.0 r	2.6	0.1 r	0.6 r	0.6 r	0.6 r	0.6 r
Mozambique	688	3.2	0.5 r	0.6 r	0.9 r	0.9 r	0.8 r	117.9	9.8 r	27.5 r	29.8 r	28.4 r	32.2 r
Namibia	728	847.7	144.6 r	162.2 r	241.2 r	230.0 r	214.2 r	641.4	246.9 r	149.4 r	162.0 r	154.6 r	175.4 r
Niger	692	0.9	0.2 r	0.3 r	0.3 r	0.2 r	0.0	0.0 r	0.0 r	0.0 r	0.0 r	0.0 r
Nigeria	694	0.0	0.0 r	0.0 r	0.0 r	0.0 r	0.0 r	0.3	0.1 r	0.1 r	0.1 r	0.1 r	0.1 r
Seychelles	718	0.0	0.0 r	0.0 r	0.0 r	0.0 r	0.0 r	0.1	0.0 r	0.0 r	0.0 r	0.0 r	0.0 r
South Africa	199	993.4	164.5 r	267.3 r	245.8 r	281.5 r	198.8 r	3,940.1	971.2 r	938.3 r	947.4 r	1,001.6 r	1,052.8 r
Swaziland	734	1.0	0.2 r	0.2 r	0.3 r	0.3 r	0.3 r	10.4	1.6 r	2.4 r	2.6 r	2.5 r	2.8 r
Tanzania	738	2.9	0.3 r	0.5 r	0.8 r	0.8 r	0.7 r	0.2	0.1 r	0.0 r	0.0 r	0.0 r	0.1 r
Togo	742	0.0	0.1 r	0.0 r	0.0 r	0.0 r	0.0 r	0.0	0.0 r	0.0 r	0.0 r	0.0 r
Uganda	746	0.1	0.0 r	0.0 r	0.0 r	0.0 r	0.0 r	0.0	0.4 r	0.0 r	0.0 r	0.0 r	0.0 r
Zambia	754	31.0	8.0 r	6.1 r	5.2 r	6.2 r	13.5 r	26.1	7.7 r	6.6 r	5.2 r	5.0 r	9.2 r
Zimbabwe	698	50.6	8.9 r	10.6 r	14.3 r	13.2 r	12.6 r	21.6	6.9 r	5.6 r	5.5 r	5.0 r	5.5 r
Western Hemisphere	205	1.2	0.1	0.2	0.1	0.2	0.6	5.1	1.4	0.4	0.6	3.3	0.8
Anguilla	312	0.8 e	0.1 e	0.1 e	0.1 e	0.1 e	0.6 e
Argentina	213	0.0	0.0 r	0.0 r	0.0 r	0.0 r	0.3	0.0 r	0.1 r	0.1 r	0.1 r	0.1 r
Brazil	223	0.1	0.1 r	0.0 r	0.0 r	4.3	1.2 r	0.2 r	0.4 r	3.1 r	0.6 r
Costa Rica	238	0.0	0.0 r	0.0 r	0.0 r	0.0 r	0.1	0.0 r	0.0 r	0.0 r	0.0 r	0.0 r
Guyana	336	0.0	0.0 r	0.0 r	0.0 r	0.0 r	0.1	0.0 r	0.0 r	0.0 r	0.0 r
Mexico	273	0.0	0.0 r	0.0 r	0.0 r	0.0 r	0.0 r	0.1	0.1 r	0.0 r	0.0 r	0.0 r	0.0 r
Peru	293	0.2	0.0 r	0.1 r	0.1 r	0.1 r	0.0	0.0 r	0.0 r	0.0 r	0.0 r	0.0 r
Uruguay	298	0.1	0.0 r	0.0 r	0.0 r	0.0 r
Other Countries n.i.e	910	0.0	0.0	0.0	0.0	0.0	0.0	0.1	0.0	0.0	0.0	0.0
Korea, Dem. People's Rep.	954	0.0	0.0 r	0.0 r	0.0 r	0.0 r	0.1 r
Countries & Areas n.s.	898	103.5 r
Memorandum Items													
Africa	605	1,939.7	329.0	449.4	511.3	535.5	443.5	4,767.6	1,245.5	1,132.0	1,155.0	1,199.8	1,280.9
Middle East	405	709.4	65.7	135.7	201.9	192.5	179.3	21.8	7.5	5.1	5.5	5.2	6.0
European Union	998	1,540.3	274.2	296.1	469.6	385.9	388.7	413.5	125.2	87.5	86.3	163.5	76.3
Export earnings: fuel	080	711.9	69.5	136.2	202.6	193.2	179.9	45.9	11.2	12.3	12.1	10.4	11.2
Export earnings: nonfuel	092	6,609.7	1,099.9	1,491.9	1,721.5	1,674.9	1,721.4	6,061.5	1,636.3	1,468.1	1,505.4	1,534.6	1,553.4

Brazil (223)

In Millions of U.S. Dollars

		Exports (FOB)						Imports (FOB)					
		2016	2015Q4	2016Q1	2016Q2	2016Q3	2016Q4	2016	2015Q4	2016Q1	2016Q2	2016Q3	2016Q4
IFS World		185,279.9	46,638.6	40,587.2	49,688.8	49,121.6	45,882.3	137,556.6	37,205.8	32,187.0	34,417.3	36,588.7	34,363.6
World	001	184,557.6	46,638.6	40,192.4	49,400.5	49,095.2	45,869.6	136,946.4	37,205.0	31,864.1	34,154.4	36,564.3	34,363.5
Advanced Economies	110	75,434.4	19,815.0	16,658.0	19,029.9	20,180.4	19,566.1	71,993.6	18,088.2	16,435.0	19,009.6	19,224.1	17,325.1
Euro Area	163	28,664.1	7,119.7	6,364.1	7,387.6	8,155.7	6,756.6	25,358.9	6,705.7	6,100.7	6,366.6	6,919.0	5,972.7
Austria	122	74.9	42.6	10.4	13.4	27.9	23.2	776.0	161.5	154.2	92.7 r	307.0	222.2
Belgium	124	3,233.0	700.6	799.3	675.6	895.3	862.8	1,505.3	387.2	334.4	363.9 r	378.2	428.9
Cyprus	423	24.2	2.4	11.3	2.7	2.6	7.6	0.4	0.1	0.1	0.1 r	0.0	0.1
Estonia	939	57.1	4.2	4.3	8.7	32.6	11.4	25.5	5.1	4.0	5.5 r	8.5	7.5
Finland	172	281.2	54.1	89.9	70.8	65.0	55.5	593.8	131.9	180.2	121.4 r	187.4	104.9
France	132	2,331.9	446.7	483.7	641.9	703.7	502.7	3,707.2	1,116.0	911.6	936.5 r	1,044.1	815.0
Germany	134	4,860.9	1,228.7	1,014.0	1,324.8	1,271.1	1,251.0	9,097.7	2,319.8	2,128.8	2,497.7 r	2,351.3	2,119.9
Greece	174	126.2	34.3	25.1	30.2	30.6	40.3	111.5	5.9	4.8	22.8 r	67.6	16.4
Ireland	178	216.8	161.8	68.6	32.8	57.5	57.9	442.7	128.4	118.1	89.1 r	120.2	115.2
Italy	136	3,322.0	852.3	781.4	924.9	823.8	791.9	3,712.8	953.1	892.4	934.2 r	983.3	902.9
Latvia	941	20.7	3.5	1.7	14.2	1.8	3.1	8.2	2.5	2.1	1.1 r	2.4	2.5
Lithuania	946	31.6	13.8	9.2	14.3	3.2	4.9	20.6	6.5	3.1	6.0 r	4.8	6.6
Luxembourg	137	11.0	18.8	2.8	2.5	1.9	3.8	123.3	9.6	100.3	4.6 r	9.7	8.8
Malta	181	14.0	4.3	5.2	2.6	2.6	3.6	30.0	2.7	1.9	1.7 r	22.5	3.8
Netherlands	138	10,323.0	2,567.4	2,223.2	2,508.1	3,159.6	2,432.1	1,802.4	609.6	465.7	417.2 r	486.8	432.7
Portugal	182	654.5	168.2	157.6	205.5	135.9	155.4	640.2	176.4	149.4	132.0 r	158.3	200.5
Slovak Republic	936	23.3	4.8	4.2	8.1	5.4	5.6	103.3	24.2	26.1	25.8 r	26.5	25.0
Slovenia	961	428.0	91.7	92.6	131.5	126.3	77.6	56.5	12.3	13.7	12.5 r	15.7	14.6
Spain	184	2,629.7	719.6	579.8	775.0	808.8	466.1	2,601.5	653.0	609.9	701.7 r	744.7	545.2
Australia	193	419.8	105.7	81.5	119.8	112.1	106.5	867.3	190.8	220.9	193.4 r	216.4	236.7
Canada	156	2,366.1	741.6	486.1	585.2	716.1	578.8	1,841.4	568.5	527.4	364.8 r	469.1	480.1
China,P.R.: Hong Kong	532	2,262.7	565.6	606.4	583.0	540.4	532.9	449.9	109.5	104.3	89.7 r	116.3	139.5
China,P.R.: Macao	546	0.3	0.2	0.1	0.0	0.1	0.1	2.3	0.7	0.9	0.3 r	0.4	0.7
Czech Republic	935	41.1	4.4	5.8	12.2	10.9	12.3	465.7	89.4	105.4	119.1 r	117.0	124.2
Denmark	128	244.6	72.4	55.3	55.5	56.5	77.4	605.9	189.3	156.1	131.1 r	156.3	162.4
Iceland	176	82.2	46.0	32.3	27.8	9.6	12.5	18.6	2.2	4.3	6.9 r	5.6	1.8
Israel	436	425.0	81.6	103.8	118.3	124.9	77.9	683.9	161.0	110.0	141.7 r	245.9	186.3
Japan	158	4,604.5	1,468.7	1,283.3	1,090.2	1,126.6	1,104.4	3,522.9	1,024.7	843.8	805.6 r	957.7	915.8
Korea, Republic of	542	2,881.0	981.4	791.7	677.3	834.2	577.7	5,994.4	963.4	948.0	2,596.0 r	1,385.7	1,064.7
New Zealand	196	96.8	17.4	19.4	17.3	35.3	24.7	56.8	11.9	10.6	17.1 r	15.5	13.7
Norway	142	732.6	141.9	177.7	217.6	153.3	184.0	559.9	125.7	218.7	117.1 r	103.9	120.2
San Marino	135	1.3	1.3
Singapore	576	2,827.6	279.5	281.9	307.9	327.9	1,909.9	429.9	95.4	134.4	100.5 r	106.4	88.6
Sweden	144	514.5	131.7	134.5	117.5	133.4	129.0	954.7	236.5	220.7	240.7 r	257.9	235.4
Switzerland	146	1,657.0	986.8	170.9	1,034.0	216.9	235.2	2,014.4	467.5	357.3	635.7 r	550.8	470.7
Taiwan Prov.of China	528	1,445.2	452.6	316.9	320.2	433.1	375.0	1,620.2	373.4	394.7	380.0 r	421.6	423.8
United Kingdom	112	2,868.8	720.1	670.7	703.5	765.8	728.9	2,383.7	652.7	560.5	715.7 r	599.0	508.5
United States	111	23,300.5	5,897.7	5,075.5	5,655.1	6,427.6	6,142.3	24,161.5	6,119.9	5,416.2	5,987.5 r	6,579.6	6,178.1
Emerg. & Dev. Economies	200	107,067.7	26,204.8	23,067.8	29,850.5	28,360.5	25,789.0	64,677.2	18,948.8	15,333.3	15,103.6	17,272.1	16,968.3
Emerg. & Dev. Asia	505	46,997.7	10,826.3	9,718.8	15,476.2	12,011.8	9,790.9	30,782.8	8,066.1	7,661.6	6,558.5	8,231.6	8,331.1
American Samoa	859	0.1	0.0	0.0	0.0	0.0	0.0	0.0	0.0	0.0
Bangladesh	513	1,091.4	299.8	248.8	228.3	356.3	258.0	115.3	36.9	44.4	22.5 r	24.3	24.1
Bhutan	514	0.1	0.0	0.1	0.0	0.0	0.0	0.0 r	0.0
Brunei Darussalam	516	0.6	0.7	0.0	0.3	0.1	0.2	0.2	0.1	0.1	0.0 r	0.1	0.0
Cambodia	522	5.9	1.1	0.9	1.2	1.2	2.6	22.2	6.0	5.5	3.8 r	6.7	6.3
China,P.R.: Mainland	924	35,134.0	6,706.1	6,965.5	12,804.6	8,508.4	6,855.6	23,189.9	5,788.9	5,945.3	5,093.6 r	5,978.9	6,172.1
Fiji	819	1.1	0.3	0.1	0.4	0.4	0.2	0.1	0.0	0.1	0.0	0.0
F.T. French Polynesia	887	1.2	0.2	0.3	0.1	0.4	0.4	0.0	0.0	0.0
F.T. New Caledonia	839	5.2	1.5	0.9	1.7	1.6	1.0	0.1	0.0	0.0	0.0 r	0.0	0.0
Guam	829	0.3	0.0	0.1	0.1	0.0	0.1
India	534	2,777.2	1,025.8	440.5	590.7	842.7	903.3	1,892.6	910.1	329.4	222.5 r	690.2	650.5
Indonesia	536	2,204.4	728.1	504.8	501.6	666.7	531.4	1,202.3	290.2	296.3	259.9 r	332.3	313.8
Kiribati	826	0.2	0.0	0.1	0.0	0.0	0.0 r	0.0
Lao People's Dem.Rep	544	0.7	0.0	0.0	0.1	0.1	0.4	0.6	0.1	0.0	0.2 r	0.2	0.2
Malaysia	548	1,843.8	562.6	529.3	363.6	482.4	468.5	1,180.4	297.5	291.4	286.2 r	312.7	290.1
Maldives	556	14.3	2.6	3.1	3.9	4.1	3.1	0.0	0.0	0.0 r	0.0

Brazil (223)

In Millions of U.S. Dollars

		Exports (FOB)						Imports (FOB)					
		2016	2015Q4	2016Q1	2016Q2	2016Q3	2016Q4	2016	2015Q4	2016Q1	2016Q2	2016Q3	2016Q4
Marshall Islands	867	0.4	0.4
Micronesia	868	0.1	0.1
Mongolia	948	2.0	0.4	0.0	0.4	0.8	0.7	0.0	0.1	0.0	0.0 r	0.0	0.0
Myanmar	518	185.2	13.4	41.0	32.3	73.6	38.3	1.6	0.5	0.6	0.2 r	0.4	0.4
Nepal	558	1.1	0.5	0.1	0.8	0.2	0.1	0.3	0.0	0.1	0.1 r	0.1	0.0
Palau	565	1.1	1.1	0.0	0.0	0.0	0.0 r	0.0
Papua New Guinea	853	2.8	0.8	0.2	1.0	0.7	1.0	0.0	0.0	0.0
Philippines	566	436.3	244.3	84.3	111.3	113.6	127.2	192.1	51.6	42.1	47.4 r	51.3	51.3
Samoa	862	0.7	0.1	0.1	0.2	0.2	0.3	0.2	0.2	0.0	0.0 r	0.1	0.0
Solomon Islands	813	0.1	0.1	0.0	0.0	0.0
Sri Lanka	524	160.8	16.1	23.6	53.3	63.7	20.2	49.5	9.8	9.6	11.7 r	13.3	14.8
Thailand	578	1,714.8	415.9	385.4	492.5	507.3	329.5	1,339.0	300.0	290.5	308.1 r	386.8	353.5
Timor-Leste	537	6.6	2.0	2.0	2.1	1.0	1.6	0.0	0.0	0.0	0.0
Tonga	866	0.9	0.4	0.6	0.1	0.1	0.1
Vanuatu	846	0.1	0.0	0.0	0.0	0.0	0.0	0.0	0.0
Vietnam	582	1,401.0	793.2	486.3	284.4	384.3	246.0	1,581.9	374.1	406.0	302.1 r	433.8	440.0
Asia n.s.	598	3.1	10.2	0.9	1.1	0.7	0.4	14.5	0.1	0.2	0.1 r	0.2	13.9
Europe	170	5,338.0	1,251.3	1,232.1	1,403.8	1,344.4	1,357.7	4,060.0	921.6	782.2	955.4	1,168.4	1,154.1
Emerg. & Dev. Europe	903	2,609.9	610.9	648.2	673.6	605.2	682.9	1,519.8	331.9	340.5	372.8	426.6	380.0
Albania	914	39.3	10.6	8.0	13.2	8.8	9.3	0.9	0.0	0.2	0.1 r	0.1	0.5
Bosnia and Herzegovina	963	1.2	0.2	0.4	0.1	0.5	0.2	1.7	0.2	0.4	0.3 r	0.6	0.4
Bulgaria	918	102.5	29.6	28.2	25.5	21.2	27.6	52.1	10.7	6.9	15.1 r	19.9	10.2
Croatia	960	98.3	32.8	12.5	17.4	47.3	21.0	6.5	1.0	2.2	0.9 r	1.7	1.7
Gibraltar	823	0.2	0.0	0.0	0.0	0.0	0.2	0.0	0.0	0.0	0.0 r	0.0	0.0
Hungary	944	197.7	45.0	52.0	50.0	48.8	46.9	279.3	67.7	66.4	57.5 r	79.4	75.9
Macedonia, FYR	962	16.6	3.3	3.7	5.8	4.2	2.8	3.2	1.8	0.3	0.5 r	0.7	1.7
Montenegro	943	25.7	8.7	8.1	6.3	4.6	6.6	0.1	0.1	0.0	0.0 r	0.0	0.1
Poland	964	427.7	109.5	97.7	107.6	105.0	117.4	484.0	99.8	116.0	115.1 r	140.5	112.4
Romania	968	214.6	51.7	41.4	62.5	72.7	38.0	268.3	48.6	55.5	69.2 r	74.2	69.5
Serbia, Republic of	942	39.9	5.5	12.3	10.8	8.0	8.9	23.0	4.4	6.0	7.1 r	5.0	4.9
Turkey	186	1,446.1	314.0	383.9	374.2	284.1	403.9	400.8	97.7	86.6	107.0 r	104.5	102.8
CIS	901	2,728.0	640.4	583.8	730.2	739.3	674.8	2,540.1	589.7	441.7	582.6	741.8	774.1
Armenia	911	38.6	5.1	8.6	18.1	7.7	4.2	0.1	0.0	0.0	0.0 r	0.0	0.0
Azerbaijan, Rep. of	912	11.1	4.4	0.3	3.0	5.8	2.0	0.1	0.0	0.0	0.0	0.1
Belarus	913	10.4	4.8	3.0	4.9	1.5	1.0	419.4	151.3	64.2	109.4 r	163.9	81.8
Georgia	915	242.9	42.9	54.5	79.7	62.5	46.1	1.4	1.6	0.7	0.2 r	0.1	0.4
Kazakhstan	916	2.2	0.9	0.7	0.8	0.5	0.2	44.6	13.1	14.4	10.2 r	9.9	10.1
Kyrgyz Republic	917	2.3	0.2	0.3	0.3	1.2	0.5	0.1	0.0	0.1	0.0
Moldova	921	2.4	0.6	0.7	0.5	0.7	0.4	1.7	0.2	0.3	0.6 r	0.3	0.4
Russian Federation	922	2,300.1	561.3	477.9	595.7	628.5	598.0	2,039.1	410.9	348.2	454.2 r	564.3	672.4
Tajikistan	923	3.0	0.4	0.1	0.4	1.7	0.9	0.0	0.0	0.0	0.0 r	0.0
Turkmenistan	925	0.5	0.1	0.1	0.3	0.2	0.0	0.0	0.0	0.0	0.0
Ukraine	926	101.1	18.0	25.5	25.8	29.1	20.7	33.1	12.6	13.9	7.9 r	3.1	8.2
Uzbekistan	927	13.5	1.8	12.2	0.7	0.0	0.6	0.5	0.0	0.0	0.5
Europe n.s.	884	0.1	0.0	0.1	0.0	0.1	0.0	0.0 r	0.0	0.0
Mid East, N Africa, Pak	440	14,103.6	3,655.3	3,205.0	3,168.2	4,131.0	3,599.4	5,149.7	2,376.2	1,251.5	1,241.0	1,466.6	1,190.5
Afghanistan, I.R. of	512	8.8	2.0	1.2	2.3	2.9	2.4	0.1	0.0	0.0	0.0 r	0.0	0.0
Algeria	612	1,063.3	287.6	249.6	291.9	270.9	250.9	1,631.9	502.7	351.1	418.0 r	597.0	265.8
Bahrain, Kingdom of	419	214.6	44.3	17.3	29.9	84.0	83.4	76.2	19.4	22.0	12.2 r	20.0	21.9
Djibouti	611	90.7	2.2	2.6	4.8	5.0	78.2	0.0	0.0 r	0.0	0.0
Egypt	469	1,772.2	464.5	520.9	352.4	541.9	357.1	93.0	25.0	8.2	9.3 r	46.0	29.5
Iran, I.R. of	429	2,232.8	523.4	460.4	453.4	817.9	501.0	86.0	0.5	1.6	24.1 r	18.4	42.0
Iraq	433	455.5	67.5	99.2	119.7	96.9	139.7	114.6	261.4	32.4 r	82.2	0.0
Jordan	439	184.2	69.1	46.9	50.2	53.0	34.1	6.7	2.6	1.0	1.3 r	2.7	1.7
Kuwait	443	197.8	62.0	52.8	56.1	52.0	36.9	267.1	137.8	78.0	81.0 r	63.8	44.3
Lebanon	446	280.4	95.8	45.7	53.9	92.4	88.5	2.5	6.6	0.2	1.6 r	0.5	0.3
Libya	672	141.5	24.4	20.7	30.5	65.5	24.8	26.8	0.0	26.8
Mauritania	682	119.9	52.7	35.7	16.6	33.1	34.5	0.1	0.0	0.0 r	0.0	0.1
Morocco	686	488.5	178.6	97.8	106.1	111.9	172.7	641.8	192.8	84.4	158.0 r	204.4	194.9
Oman	449	492.4	122.0	96.3	142.6	131.3	122.1	92.9	26.0	31.2	23.0 r	15.8	22.9

Brazil (223)

In Millions of U.S. Dollars

		Exports (FOB)						Imports (FOB)					
		2016	2015Q4	2016Q1	2016Q2	2016Q3	2016Q4	2016	2015Q4	2016Q1	2016Q2	2016Q3	2016Q4
Pakistan	564	433.4	93.0	100.8	158.5	99.0	75.0	44.7	13.8	12.1	10.2 r	11.2	11.1
Qatar	453	378.0	78.2	70.1	52.3	129.4	126.2	465.2	294.0	168.7	144.0 r	58.0	94.6
Saudi Arabia	456	2,487.3	722.9	608.6	634.3	662.8	581.5	1,215.8	794.5	299.2	274.0 r	254.0	388.6
Somalia	726	81.4	13.2	19.0	12.7	23.8	25.9	0.0	0.0	0.0	0.0 r	0.0	0.0
Sudan	732	30.4	6.2	3.8	6.2	18.3	2.2	1.0	0.4	0.5	0.1 r	0.1	0.2
Syrian Arab Republic	463	105.8	33.0	22.2	21.9	17.7	44.1	1.2	0.5	0.3	0.4 r	0.1	0.4
Tunisia	744	197.2	46.7	43.8	70.8	34.0	48.6	46.5	8.5	7.2	17.4 r	12.0	9.9
United Arab Emirates	466	2,235.3	585.2	504.9	405.4	629.9	695.1	335.5	89.7	185.9	33.9 r	53.5	62.1
West Bank and Gaza	487	27.9	13.8	9.1	6.8	6.8	5.3	0.1	0.0	0.1
Yemen, Republic of	474	384.4	66.9	75.6	89.1	150.5	69.2	0.1	0.0	0.1	0.0 r	0.0	0.0
Sub-Saharan Africa	603	3,596.2	998.4	712.6	767.1	1,000.2	1,116.3	2,088.2	1,679.1	749.6	646.7	329.9	361.9
Angola	614	539.7	163.6	92.8	100.5	161.8	184.7	72.0	14.5	28.6	0.0 r	31.5	11.9
Benin	638	71.1	11.9	14.7	14.0	24.5	17.9	0.0	0.0
Botswana	616	4.0	0.9	0.2	0.4	2.9	0.5	0.0	0.0	0.0 r	0.0
Burkina Faso	748	1.3	0.3	0.0	0.4	0.4	0.3
Burundi	618	0.1	0.1	0.1	0.0
Cabo Verde	624	19.7	4.5	3.5	4.7	6.9	4.6	0.1	0.0	0.0	0.0 r	0.0	0.0
Cameroon	622	42.2	16.1	12.4	7.5	6.3	15.9	1.0	0.7	0.2	0.6 r	0.2	0.0
Central African Rep.	626	6.2	0.3	2.4	2.6	1.0	0.2	0.2	0.0	0.2	0.0 r	0.0
Chad	628	2.0	0.2	0.5	0.5	0.7	0.4
Comoros	632	1.9	0.2	0.5	0.7	0.4	0.3	0.0	0.0	0.0	0.0	0.0
Congo, Dem. Rep. of	636	41.5	9.9	6.9	10.4	11.9	12.4	9.9	12.2	8.2	0.0 r	1.7	0.0
Congo, Republic of	634	31.0	9.5	3.2	9.3	8.6	9.9	0.1	0.0	0.0	0.1 r	0.0	0.0
Côte d'Ivoire	662	20.9	24.4	7.4	5.4	8.1	16.2	8.4	7.0	3.2 r	5.9
Equatorial Guinea	642	19.6	6.1	6.4	5.2	4.7	3.3	162.7	49.1	21.8	52.1 r	25.4	63.4
Eritrea	643	22.4	0.9	14.2	0.1	8.2	0.0	0.0	0.0 r	0.0
Ethiopia	644	13.6	8.2	1.8	4.4	3.7	3.8	0.0	0.0	0.0	0.0 r	0.0	0.0
Gabon	646	27.5	17.2	7.6	6.6	6.4	6.9	0.0	0.0	0.0	0.0 r	0.0	0.0
Gambia, The	648	82.1	21.5	17.6	22.7	15.7	26.1	0.0	0.0	0.0	0.0	0.0
Ghana	652	213.4	62.2	45.2	67.6	44.6	56.0	135.1	1.8	64.4	32.7 r	14.7	23.3
Guinea	656	35.5	3.6	6.8	11.5	8.4	8.8	0.0	0.0	0.0
Guinea-Bissau	654	2.4	0.5	0.2	0.7	0.8	0.8	1.3	0.5	0.4	0.6 r	0.4
Kenya	664	58.9	16.8	8.8	17.3	14.8	18.1	0.7	0.1	0.2	0.3 r	0.1	0.1
Lesotho	666	0.5	0.0	0.0	0.0	0.5	0.0	0.0	0.0	0.0 r	0.0	0.0
Liberia	668	26.2	4.4	5.3	7.0	6.9	6.9	0.1	1.2	0.1	0.0	0.0
Madagascar	674	30.4	2.6	5.8	6.8	12.6	5.2	0.7	0.2	0.3	0.2 r	0.1	0.2
Malawi	676	0.4	0.5	0.0	0.0	0.2	0.2	1.2	0.0	0.1 r	0.3	0.8
Mali	678	48.1	0.8	0.6	2.6	1.1	43.9	0.0	0.0	0.0	0.0 r	0.0	0.0
Mauritius	684	34.7	16.6	12.8	2.7	16.6	2.7	0.4	0.2	0.2	0.0 r	0.1	0.1
Mozambique	688	50.6	7.7	4.2	4.3	18.1	24.0	23.0	0.0	5.9	0.0 r	0.1	17.1
Namibia	728	24.0	1.2	0.6	0.3	1.0	22.0	0.2	0.0	0.0	0.0 r	0.1	0.1
Niger	692	0.5	0.2	0.0	0.3	0.1	0.1	0.0	0.0	0.0	0.0 r	0.0
Nigeria	694	731.4	172.5	168.0	180.0	209.2	174.1	1,386.7	1,453.1	559.4	514.9 r	172.0	140.5
Rwanda	714	0.9	0.0	0.1	0.2	0.2	0.4	0.0	0.0	0.0	0.0	0.0
São Tomé & Príncipe	716	1.2	0.2	0.1	0.3	0.4	0.4
Senegal	722	86.4	49.7	21.3	25.2	19.8	20.1	4.4	0.6	0.4	0.7 r	1.4	1.9
Seychelles	718	9.8	2.5	2.8	2.9	1.8	2.3	0.3	0.3	0.1	0.0 r	0.0	0.1
Sierra Leone	724	24.3	15.4	4.1	7.1	4.1	8.9	0.2	0.0	0.0	0.0 r	0.2	0.0
South Africa	199	1,174.9	316.0	232.8	204.8	354.7	382.6	252.4	136.0	52.0	41.2 r	81.5	77.7
South Sudan, Rep. of	733	0.7	0.1	0.0	0.2	0.5
Swaziland	734	1.7	0.2	0.5	0.4	0.4	0.4	0.6	0.1	0.1	0.1 r	0.3	0.1
Tanzania	738	18.0	5.9	3.8	2.6	4.5	7.2	0.0	0.0	0.0	0.0	0.0
Togo	742	59.0	11.8	8.9	10.2	18.4	21.5	0.0	0.0 r	0.0
Uganda	746	4.0	2.9	0.4	0.9	1.7	0.9	0.0	0.0	0.0	0.0 r	0.0
Zambia	754	8.8	1.5	1.2	1.3	3.0	3.3	0.1	0.1	0.0	0.0 r	0.1
Zimbabwe	698	2.6	6.7	0.5	0.6	0.7	0.9	18.4	0.0	0.0 r	0.0	18.3
Western Hemisphere	205	37,032.3	9,473.5	8,199.4	9,035.1	9,873.1	9,924.7	22,596.6	5,905.7	4,888.4	5,702.1	6,075.5	5,930.6
Anguilla	312	0.1	0.1	0.0	0.0
Antigua and Barbuda	311	6.7	1.5	1.6	1.7	1.6	1.9	0.3	0.0	0.3
Argentina	213	13,418.0	2,997.2	3,060.4	3,469.2	3,403.3	3,485.1	9,115.2	2,307.2	1,948.1	2,307.1 r	2,339.3	2,520.7

Brazil (223)

In Millions of U.S. Dollars

		Exports (FOB)						Imports (FOB)					
		2016	2015Q4	2016Q1	2016Q2	2016Q3	2016Q4	2016	2015Q4	2016Q1	2016Q2	2016Q3	2016Q4
Aruba	314	64.7	4.6	3.6	3.9	53.4	3.9
Bahamas, The	313	334.9	52.7	92.5	51.9	117.5	73.2	1.4	0.5	0.4	0.3 r	0.4	0.3
Barbados	316	13.4	3.6	2.9	3.5	3.0	4.0	12.5	0.0	0.1	12.2 r	0.1	0.1
Belize	339	5.1	1.6	1.4	1.4	1.1	1.1	0.1	0.2	0.1	0.0 r	0.0	0.0
Bermuda	319	1.7	0.5	0.5	0.5	0.4	0.4	0.0	0.0	0.0 r
Bolivia	218	1,428.2	406.1	341.4	360.9	352.5	373.3	1,352.6	503.4	411.3	325.4 r	298.5	317.4
Chile	228	4,081.2	986.6	923.7	954.4	1,141.2	1,062.0	2,924.0	822.8	597.6	921.9 r	731.7	672.8
Colombia	233	2,234.9	516.6	503.7	602.6	561.1	567.6	886.7	264.5	196.3	183.6 r	237.7	269.1
Costa Rica	238	301.7	93.7	61.4	82.9	86.0	71.4	48.9	11.2	9.6	13.0 r	13.3	13.0
Curacao	354	1.1	1.1	4.5	4.5
Dominica	321	3.1	0.5	0.6	0.9	0.7	0.9	0.1	0.0	0.0 r	0.0
Dominican Republic	243	580.3	174.7	157.6	129.0	181.6	112.1	14.3	6.0	3.9	2.9 r	4.1	3.4
Ecuador	248	653.8	170.9	140.5	149.3	174.9	189.2	144.8	25.8	20.5	35.3 r	41.3	47.7
El Salvador	253	87.6	37.1	20.2	20.7	23.3	23.3	6.0	1.3	1.8	1.3 r	1.9	1.0
Falkland Islands	323	0.1	0.0	0.0	0.0	0.0
Grenada	328	7.6	1.7	1.3	2.0	1.9	2.5	0.0	0.0	0.0	0.0 r	0.0	0.0
Guatemala	258	194.9	67.3	48.3	50.8	49.6	46.2	35.9	7.9	7.5	8.8 r	9.2	10.4
Guyana	336	25.8	6.3	4.2	6.8	7.7	7.1	5.9	0.2	1.2	0.2 r	2.7	1.9
Haiti	263	39.7	10.4	7.6	12.4	10.0	9.8	0.5	0.2	0.3	0.1 r	0.1	0.1
Honduras	268	101.0	24.7	26.4	26.5	24.7	23.3	12.0	2.5	3.5	2.6 r	3.3	2.6
Jamaica	343	58.2	11.9	8.5	16.6	18.7	14.4	1.1	0.5	0.3	0.4 r	0.4	0.1
Mexico	273	3,840.2	954.7	814.7	1,038.8	958.2	1,028.6	3,542.4	848.4	770.0	799.3 r	1,045.1	928.0
Netherlands Antilles	353	138.6	106.1	52.0	49.5	30.9	6.1	25.0	14.5	11.1	4.1 r	9.7	0.1
Nicaragua	278	103.5	31.6	28.9	31.0	26.0	17.6	3.1	0.8	0.8	0.8 r	0.7	0.8
Panama	283	308.6	89.6	62.5	75.1	81.7	89.3	8.5	1.5	1.2	1.6 r	2.8	2.9
Paraguay	288	2,220.8	588.5	454.5	499.1	623.3	643.9	1,236.7	219.8	261.2	294.9 r	320.8	359.9
Peru	293	1,948.6	509.5	410.4	490.7	548.7	498.7	1,234.3	293.2	199.5	311.1 r	430.2	293.5
St. Kitts and Nevis	361	3.6	0.8	1.0	1.0	0.7	0.8	0.4	0.1	0.1	0.1 r	0.2	0.1
St. Lucia	362	366.8	158.5	46.0	0.6	137.1	183.1	0.1	0.0	0.0	0.0 r	0.0	0.0
St. Vincent & Grens.	364	2.1	1.0	0.4	0.4	0.8	0.5
Suriname	366	26.7	8.5	5.1	6.0	7.3	8.3	0.0	0.2	0.0	0.0	0.0
Trinidad and Tobago	369	188.2	49.3	32.5	42.0	47.9	65.8	258.1	164.6	72.7	80.1 r	70.6	34.5
Uruguay	298	2,743.9	717.6	542.6	581.3	774.6	845.3	1,282.5	290.4	217.8	306.5 r	411.4	346.8
Venezuela, Rep. Bol.	299	1,268.8	683.2	272.0	256.3	372.4	368.2	421.7	117.2	150.9	87.7 r	99.7	83.4
Western Hem. n.s.	399	228.2	4.4	68.6	15.3	49.5	94.9	16.9	0.8	0.7	0.7 r	0.1	15.4
Other Countries n.i.e	910	323.5	156.3	95.1	71.1	61.4	96.0	60.4	24.2	4.8	12.8	20.4	22.4
Cuba	928	321.4	156.0	94.9	70.6	60.5	95.4	51.5	21.5	1.1	11.4 r	19.6	19.4
Korea, Dem. People's Rep.	954	2.1	0.3	0.2	0.4	0.9	0.5	8.8	2.8	3.7	1.4 r	0.8	2.9
Special Categories	899	1,732.0	462.5	371.4	449.0	493.0	418.6	44.7	143.8	44.7
Countries & Areas n.s.	898	170.4	0.0	46.4	28.4 r	47.8	47.8
Memorandum Items													
Africa	605	5,666.9	1,585.4	1,164.9	1,276.1	1,497.1	1,728.8	4,409.5	2,383.5	1,192.8	1,240.3	1,143.5	833.0
Middle East	405	11,590.0	2,973.1	2,650.6	2,498.4	3,532.0	2,909.0	2,783.6	1,657.9	796.3	637.2	641.8	708.4
European Union	998	33,373.9	8,316.9	7,462.0	8,539.4	9,417.3	7,955.2	30,859.1	8,101.3	7,390.4	7,831.0	8,364.9	7,272.8
Export earnings: fuel	080	19,729.7	5,349.0	4,305.3	4,620.4	5,627.5	5,176.4	11,081.4	5,142.0	2,961.9	2,786.1	2,740.6	2,592.8
Export earnings: nonfuel	092	164,828.0	41,289.6	35,887.1	44,780.1	43,467.7	40,693.2	125,864.9	32,062.9	28,902.3	31,368.3	33,823.7	31,770.7

Brunei Darussalam (516)

In Millions of U.S. Dollars

		Exports (FOB)						Imports (CIF)					
		2016	2015Q4	2016Q1	2016Q2	2016Q3	2016Q4	2016	2015Q4	2016Q1	2016Q2	2016Q3	2016Q4
IFS World	
World	001	4,754.4	1,455.7	1,303.7	1,245.0	1,019.2	1,186.5	3,076.2	741.5	517.3	568.6	640.4	1,349.9
Advanced Economies	110	3,095.5	969.2	1,015.9	682.6	670.7	726.3	1,683.2	373.4	264.3	281.0	348.3	789.6
Euro Area	163	25.9	0.9	3.5	1.3	19.8	1.3	157.0	50.7	28.7	44.4	48.1	35.9
Austria	122	0.0	0.0 r	0.0 r	0.0 r	0.0 r	0.0 r	0.8	0.6 r	0.1 r	0.6 r	0.0 r	0.0 r
Belgium	124	0.0	0.0 r	0.0 r	0.0 r	0.0 r	0.0 r	4.4	1.5 r	0.5 r	0.7 r	1.8 r	1.5 r
Cyprus	423	18.5	0.0 r	0.0 r	0.0 r	18.5 r	0.0 r	0.0	0.0 r	0.0 r	0.0 r	0.0 r	0.0 r
Finland	172	0.6	0.1 r	0.3 r	0.1 r	0.2 r	0.1 r
France	132	0.0	0.0 r	0.0 r	0.0 r	0.0 r	0.0 r	7.7	9.6 r	0.8 r	0.6 r	5.8 r	0.4 r
Germany	134	4.4	0.3 r	2.6 r	0.4 r	0.3 r	1.1 r	77.6	23.4 r	15.5 r	26.9 r	13.5 r	21.7 r
Greece	174	0.2	0.1 r	0.1 r	0.1 r	0.1 r	0.1 r	0.1	0.1 r	0.0 r	0.0 r	0.0 r	0.0 r
Ireland	178	6.8	1.0 r	1.3 r	2.0 r	3.1 r	0.4 r
Italy	136	0.2	0.0 r	0.1 r	0.1 r	0.0 r	0.0 r	28.3	9.0 r	4.2 r	7.6 r	10.9 r	5.7 r
Netherlands	138	1.2	0.4 r	0.8 r	0.2 r	0.1 r	0.1 r	25.4	3.0 r	4.0 r	4.9 r	12.2 r	4.3 r
Portugal	182	0.0	0.1 r	0.0 r	2.0	0.9 r	0.7 r	0.5 r	0.0 r	0.8 r
Slovak Republic	936	0.3	0.3 r	0.3 r	0.0 r	0.0 r	0.0 r
Spain	184	1.2	0.0 r	0.0 r	0.5 r	0.7 r	0.0 r	2.8	1.1 r	1.0 r	0.4 r	0.6 r	0.8 r
Australia	193	155.0	53.9 r	9.4 r	53.5 r	32.0 r	60.1 r	128.0	11.7 r	9.7 r	9.7 r	96.7 r	11.9 r
Canada	156	0.3	0.1 r	0.1 r	0.1 r	0.0 r	0.2 r	15.3	0.9 r	0.8 r	0.9 r	12.6 r	1.0 r
China,P.R.: Hong Kong	532	3.9	1.8 r	1.2 r	1.4 r	0.5 r	0.9 r	25.9	6.5 r	4.2 r	6.5 r	5.9 r	9.4 r
China,P.R.: Macao	546	0.4	0.1 r	0.1 r	0.1 r	0.1 r	0.1 r	0.0	0.0 r	0.0 r	0.0 r	0.0 r	0.0 r
Czech Republic	935	0.0	0.0 r	0.1	0.0 r	0.0 r	0.1 r	0.0 r	0.0 r
Denmark	128	0.0	0.0 r	0.0 r	0.0 r	0.0 r	0.0 r	2.4	1.4 r	0.3 r	1.4 r	0.4 r	0.4 r
Japan	158	1,700.3	448.6 r	553.1 r	368.1 r	403.5 r	375.5 r	157.5	51.7 r	47.8 r	47.8 r	32.4 r	29.5 r
Korea, Republic of	542	781.0	255.7 r	324.5 r	118.6 r	89.9 r	248.0 r	75.1	24.3 r	24.6 r	19.1 r	11.5 r	20.0 r
New Zealand	196	135.6	55.4 r	41.8 r	60.4 r	33.4 r	0.1 r	5.5	0.7 r	1.0 r	1.8 r	1.4 r	1.2 r
Norway	142	0.3	0.3 r	0.0 r	0.0 r	0.1 r	3.9	1.1 r	0.8 r	0.8 r	0.3 r	2.1 r
Singapore	576	116.4	56.6 r	17.4 r	46.6 r	18.3 r	34.1 r	211.6	77.3 r	49.1 r	53.6 r	45.7 r	63.1 r
Sweden	144	0.0	0.0 r	0.0 r	0.0 r	0.0 r	0.0 r	11.0	0.8 r	0.6 r	2.0 r	1.0 r	7.4 r
Switzerland	146	0.1	0.0 r	0.0 r	0.1 r	0.0 r	0.0 r	3.9	0.5 r	0.6 r	2.1 r	0.4 r	0.8 r
Taiwan Prov.of China	528	132.4	86.8 r	53.9 r	10.3 r	66.1 r	2.0 r	22.4	7.9 r	6.5 r	5.9 r	5.0 r	5.0 r
United Kingdom	112	11.2	0.7 r	0.5 r	10.1 r	0.2 r	0.3 r	15.7	65.3 r	5.4 r	7.0 r	1.6 r	1.6 r
United States	111	32.5	8.5 r	10.1 r	11.9 r	6.8 r	3.7 r	847.8	72.4 r	84.0 r	78.0 r	85.4 r	600.4 r
Emerg. & Dev. Economies	200	1,658.9	486.5	287.8	562.4	348.5	460.2	1,382.5	362.8	251.1	285.7	290.0	555.7
Emerg. & Dev. Asia	505	1,608.3	474.0	272.7	549.9	336.8	448.9	1,311.0	340.3	236.3	269.1	273.1	532.6
Bangladesh	513	0.0	0.0 r	0.0 r	0.0 r	0.0 r	0.0 r	0.8	0.2 r	0.2 r	0.1 r	0.1 r	0.3 r
China,P.R.: Mainland	924	211.9	43.8 r	41.3 r	110.1 r	26.5 r	34.1 r	147.2	78.5 r	51.4 r	38.9 r	29.0 r	27.9 r
India	534	454.3	111.2 r	68.0 r	130.9 r	99.5 r	155.9 r	42.3	9.0 r	7.4 r	11.1 r	11.8 r	12.0 r
Indonesia	536	6.4	37.0 r	2.3 r	1.5 r	1.4 r	1.3 r	170.9	23.5 r	23.4 r	33.7 r	34.5 r	79.3 r
Malaysia	548	403.8	88.8 r	35.6 r	157.8 r	111.3 r	99.1 r	809.0	173.1 r	121.9 r	154.7 r	163.5 r	368.9 r
Myanmar	518	0.0	0.0 r	0.0 r	0.0 r	0.0 r	0.0 r	0.2	0.1 r	0.0 r	0.0 r	0.0 r	0.1 r
Nepal	558	0.1	0.0 r	0.0 r	0.0 r	0.0 r	0.0 r	0.0	0.0 r	0.0 r	0.0 r	0.0 r	0.0 r
Papua New Guinea	853	1.3	0.4 r	0.4 r	0.3 r	0.3 r	0.2 r	0.0	0.0 r	0.0 r	0.0 r	0.0 r	0.0 r
Philippines	566	0.6	0.3 r	0.2 r	0.2 r	0.2 r	0.2 r	9.2	1.7 r	1.7 r	1.7 r	1.7 r	4.1 r
Sri Lanka	524	0.1	0.0 r	0.0 r	0.0 r	0.0 r	0.0 r	0.1	0.0 r	0.0 r	0.0 r	0.0 r	0.0 r
Thailand	578	492.0	182.8 r	113.4 r	139.5 r	89.0 r	150.2 r	91.2	28.5 r	21.6 r	21.1 r	24.8 r	23.6 r
Timor-Leste	537	0.2 e	0.1 e	0.0 e	0.0 e	0.1 e	0.1 e	0.0 e	0.0 e	0.0 e	0.0 e	0.0 e	0.0 e
Vietnam	582	37.6	9.5 r	11.5 r	9.5 r	8.7 r	7.9 r	22.1	16.2 r	5.2 r	4.4 r	4.0 r	8.5 r
Asia n.s.	598	17.9	9.6 r	3.4 r	3.3 r	3.4 r	7.8 r
Europe	170	0.1	0.0	0.0	0.0	0.0	0.0	23.7	2.4	5.1	6.5	4.5	7.7
Emerg. & Dev. Europe	903	0.1	0.0	0.0	0.0	0.0	0.0	23.7	2.4	5.1	6.5	4.5	7.7
Faroe Islands	816	0.1 e	0.0 e	0.0 e	0.0 e	0.0 e	0.0 e
Hungary	944	14.2	1.1 r	3.2 r	3.3 r	2.8 r	4.9 r
Poland	964	0.0	0.0 r	1.9	0.1 r	0.2 r	0.0 r	0.0 r	1.7 r
Romania	968	0.0	0.0 r	0.0 r	0.0 r	0.0 r	0.0 r	0.3	0.0 r	0.1 r	0.0 r	0.1 r	0.1 r
Turkey	186	0.0	0.0 r	7.3	1.2 r	1.7 r	3.1 r	1.6 r	0.9 r
Mid East, N Africa, Pak	440	48.7	12.3	14.8	12.3	11.2	10.3	9.3	5.5	1.9	1.8	1.8	3.8
Egypt	469	0.0	0.1 r	0.0 r	0.0 r	0.0 r	0.0 r
Iran, I.R. of	429	0.0	0.0 r	0.0 r	0.0 r	0.0 r	0.0 r	0.1	0.0 r	0.0 r	0.0 r	0.0 r	0.0 r
Kuwait	443	46.0	11.5 r	14.0 r	11.7 r	10.6 r	9.7 r	0.0	0.0 r	0.0 r	0.0 r	0.0 r	0.0 r

Brunei Darussalam (516)

In Millions of U.S. Dollars

		Exports (FOB)						Imports (CIF)					
		2016	2015Q4	2016Q1	2016Q2	2016Q3	2016Q4	2016	2015Q4	2016Q1	2016Q2	2016Q3	2016Q4
Lebanon	446	0.0	0.0 r	0.0 r	0.3	0.1 r	0.0 r	0.1 r	0.1 r	0.0 r
Oman	449	0.5	0.1 r	0.2 r	0.1 r	0.1 r	0.1 r	0.8	0.5 r	0.2 r	0.2 r	0.1 r	0.3 r
Pakistan	564	0.1	0.0 r	0.0 r	0.0 r	0.0 r	0.0 r	0.5	0.3 r	0.1 r	0.1 r	0.1 r	0.2 r
Qatar	453	0.9	0.2 r	0.3 r	0.2 r	0.2 r	0.2 r	1.1	0.6 r	0.2 r	0.2 r	0.2 r	0.5 r
Saudi Arabia	456	0.6	0.2 r	0.2 r	0.2 r	0.1 r	0.1 r	1.3	0.8 r	0.3 r	0.2 r	0.2 r	0.5 r
United Arab Emirates	466	0.6	0.1 r	0.2 r	0.1 r	0.1 r	0.1 r	5.2	3.1 r	1.1 r	1.0 r	1.0 r	2.2 r
Sub-Saharan Africa	603	0.7	0.1	0.1	0.1	0.3	0.1	9.2	2.3	1.4	2.0	4.4	1.5
Chad	628	0.1	0.0 r	0.0 r	0.0 r	0.0 r	0.0 r
Côte d'Ivoire	662	4.6	1.1 r	1.1 r	1.1 r	1.1 r	1.1 r
Malawi	676	0.0 e	0.0 e	0.0 e	0.0 e	0.0 e	0.0 e	0.1	0.0 r	0.0 r	0.0 r	0.0 r	0.0 r
Nigeria	694	0.2	0.0 r	0.0 r	0.0 r	0.0 r	0.0 r	0.0	0.0 r	0.0 r	0.0 r	0.0 r	0.0 r
Senegal	722	0.1 e	0.0 e	0.0 e	0.0 e	0.0 e	0.0 r
South Africa	199	0.2 e	0.0 e	0.0 e	0.0 e	0.2 e	0.0 e	4.4	1.0 r	0.2 r	0.8 r	3.2 r	0.2 r
Swaziland	734	0.1	0.0 r	0.0 r	0.0 r	0.0 r	0.0 r
Tanzania	738	0.1	0.0 r	0.0 r	0.0 r	0.0 r	0.0 r	0.0	0.0 r	0.0 r	0.0 r	0.0 r	0.0 r
Western Hemisphere	205	1.1	0.1	0.1	0.1	0.1	0.8	29.2	12.3	6.4	6.4	6.3	10.1
Anguilla	312	0.3 e	0.0 e	0.0 e	0.0 e	0.0 e	0.2 e	0.6	0.4 r	0.1 r	0.1 r	0.1 r	0.3 r
Argentina	213	0.0	0.0 r	0.0 r	0.0 r	0.0 r	0.0 r	6.8	1.7 r	1.7 r	1.7 r	1.7 r	1.7 r
Brazil	223	0.0	0.0 r	0.0 r	0.0 r	0.0 r	0.0 r	0.4	0.3 r	0.0 r	0.2 r	0.1 r	0.1 r
Chile	228	0.6	0.0 r	0.6 r	0.0 r
Mexico	273	0.0	0.0 r	0.0 r	0.0 r	0.0 r	0.0 r	6.4	1.5 r	1.6 r	1.6 r	1.6 r	1.6 r
Peru	293	0.0	0.0 r	0.0 r	0.0 r	0.0 r	0.0 r	0.1	0.1 r	0.0 r	0.0 r	0.0 r	0.1 r
Western Hem. n.s.	399	14.8	8.3 r	2.9 r	2.8 r	2.8 r	6.3 r
Other Countries n.i.e	910	0.1	0.0	0.0	0.0	0.0	0.0	0.4	0.3	0.1	0.1	0.1	0.2
Korea, Dem. People's Rep.	954	0.1	0.0 r	0.0 r	0.0 r	0.0 r	0.0 r	0.4	0.3 r	0.1 r	0.1 r	0.1 r	0.2 r
Special Categories	899	4.5	2.5 r	0.9 r	0.8 r	0.8 r	1.9 r
Countries & Areas n.s.	898	0.0	0.0 r	0.0 r	0.0 r	0.0 r	0.0 r	5.6	2.5 r	1.0 r	1.0 r	1.1 r	2.5 r
Memorandum Items													
Africa	605	0.7	0.1	0.1	0.1	0.3	0.1	9.3	2.3	1.4	2.0	4.4	1.5
Middle East	405	48.5	12.2	14.8	12.3	11.2	10.2	8.8	5.2	1.8	1.7	1.7	3.6
European Union	998	37.2	1.6	4.1	11.4	20.0	1.6	202.6	119.5	38.4	58.1	54.0	52.0
Export earnings: fuel	080	49.0	12.4	14.9	12.4	11.3	10.3	8.6	5.1	1.8	1.6	1.6	3.6
Export earnings: nonfuel	092	4,705.4	1,443.2	1,288.8	1,232.6	1,007.9	1,176.2	3,067.6	736.4	515.6	567.0	638.8	1,346.3

Bulgaria (918)

In Millions of U.S. Dollars

		Exports (FOB)						Imports (CIF)					
		2016	2015Q4	2016Q1	2016Q2	2016Q3	2016Q4	2016	2015Q4	2016Q1	2016Q2	2016Q3	2016Q4
IFS World		6,404.8	5,969.7	6,407.3	6,877.0	7,093.4	6,476.3	7,126.6	7,381.2
World	001	25,964.7	6,152.4	5,935.7	6,394.4	6,849.3	6,785.3	28,837.9	7,555.7	6,484.9	7,161.4	7,387.4	7,804.2
Advanced Economies	110	14,907.2	3,544.2	3,418.7	3,649.0	4,003.0	3,836.4	15,833.6	4,149.9	3,734.7	3,904.6	3,973.6	4,220.7
Euro Area	163	12,484.2	2,928.0	2,816.8	3,105.8	3,381.4	3,180.3	13,138.6	3,502.5	3,135.1	3,238.4	3,250.5	3,514.6
Austria	122	508.1	115.5	107.7	136.0	132.1	132.2	799.5	209.3	190.5	212.7	199.9	196.3
Belgium	124	713.7	229.1	111.6	160.1	266.1	175.8	672.5	189.5	160.5	166.8	176.5	168.8
Cyprus	423	90.7	28.4	19.5	24.4	23.2	23.6	32.7	10.5	8.3	5.7	8.6	10.2
Estonia	939	24.1	6.1	6.3	6.0	5.8	6.1	18.3	3.9	2.5	4.9	4.9	5.9
Finland	172	45.5	15.9	12.0	9.5	10.3	13.7	74.9	21.2	20.6	18.2	19.5	16.6
France	132	1,177.6	269.5	271.3	301.2	331.1	274.1	911.0	249.5	245.5	227.3	203.4	234.8
Germany	134	3,557.0	778.7	816.8	845.2	979.0	916.0	3,787.4	978.2	891.0	958.3	976.1	961.9
Greece	174	1,825.7	438.9	375.2	495.8	463.0	491.7	1,391.7	380.7	300.6	341.1	365.3	384.7
Ireland	178	37.6	13.6	6.2	8.7	7.7	15.1	108.6	21.6	19.2	28.4	28.7	32.3
Italy	136	2,402.7	562.7	655.5	610.4	580.9	556.0	2,288.2	614.1	537.0	631.8	519.6	599.8
Latvia	941	30.3	8.1	7.7	9.0	6.3	7.3	39.2	11.3	4.7	10.8	10.8	12.9
Lithuania	946	63.2	17.9	14.1	13.8	16.8	18.5	56.3	14.6	10.0	10.2	21.6	14.6
Luxembourg	137	6.8	3.3	1.0	1.5	2.3	2.0	96.5	21.2	24.6	24.7	21.7	25.6
Malta	181	46.2	13.7	13.3	17.3	7.7	7.8	19.0	3.0	3.7	6.6	5.3	3.3
Netherlands	138	706.3	162.0	154.5	162.9	184.7	204.2	1,055.9	276.6	247.6	251.8	256.0	300.4
Portugal	182	113.9	31.7	25.8	35.7	26.9	25.4	52.8	14.4	14.4	11.9	9.2	17.3
Slovak Republic	936	182.2	39.6	41.4	48.5	45.7	46.6	388.4	116.1	93.0	101.2	90.8	103.4
Slovenia	961	219.3	63.4	45.7	66.1	59.8	47.7	224.0	49.8	56.3	58.3	46.8	62.7
Spain	184	733.3	130.1	131.2	153.7	231.9	216.5	1,121.8	316.8	305.3	167.7	285.8	363.0
Australia	193	21.5	5.0	7.8	4.0	5.4	4.4	37.3	1.5	1.9	2.5	3.0	29.9
Canada	156	38.5	10.3	13.3	8.5	7.7	8.9	52.1	8.1	10.8	9.9	16.8	14.7
China,P.R.: Hong Kong	532	60.2	15.9	15.6	14.7	14.6	15.3	92.2	20.3	19.0	22.2	24.5	26.5
China,P.R.: Macao	546	0.1	0.0	0.0	0.0	0.0	0.0	1.0	0.2	0.3	0.3	0.3	0.2
Czech Republic	935	444.9	111.8	98.1	104.3	117.3	125.1	614.5	162.1	139.6	155.7	150.9	168.3
Denmark	128	160.2	38.6	36.5	39.1	42.9	41.7	132.4	39.2	34.5	34.5	33.6	29.8
Iceland	176	0.8	0.1	0.4	0.2	0.1	0.1	1.7	0.2	0.7	0.3	0.2	0.6
Israel	436	82.2	39.9	21.0	11.2	13.7	36.2	55.0	8.4	22.4	9.9	11.8	11.0
Japan	158	40.3	9.2	8.1	10.6	10.8	10.9	104.9	25.5	22.5	32.1	26.3	23.9
Korea, Republic of	542	77.4	10.0	21.9	10.7	12.5	32.3	123.2	24.3	33.0	34.5	29.9	25.9
New Zealand	196	3.8	5.2	1.4	0.9	0.9	0.6	9.5	1.2	3.5	2.8	1.2	2.1
Norway	142	15.3	2.1	9.9	1.1	2.3	2.1	25.6	5.5	7.3	7.0	6.7	4.5
San Marino	135	0.5	0.0	0.1	0.1	0.2	0.1	0.5	0.1	0.1	0.1	0.1	0.2
Singapore	576	205.0	52.6	31.9	36.2	86.2	50.8	30.8	8.8	8.1	5.7	6.3	10.6
Sweden	144	200.9	45.5	42.2	51.1	51.7	55.9	182.5	50.8	42.8	43.3	45.6	50.8
Switzerland	146	74.1	11.0	37.5	10.8	13.6	12.2	213.9	57.4	47.3	58.0	55.4	53.3
Taiwan Prov.of China	528	18.9	4.6	4.3	4.1	6.1	4.4	123.3	26.9	27.7	27.6	30.8	37.2
United Kingdom	112	656.1	173.7	158.3	161.5	162.8	173.5	665.4	147.1	122.2	152.8	226.4	164.0
United States	111	322.3	80.5	93.9	74.1	72.9	81.5	229.0	59.7	55.9	67.1	53.4	52.6
Emerg. & Dev. Economies	200	9,869.6	2,397.4	2,227.0	2,466.7	2,514.9	2,660.9	12,686.5	3,287.6	2,712.5	3,149.9	3,318.5	3,505.6
Emerg. & Dev. Asia	505	799.5	201.1	192.7	165.5	196.1	245.2	1,496.9	355.6	364.9	325.2	433.9	373.0
Bangladesh	513	15.3	0.5	1.3	12.9	0.8	0.4	2.5	0.3	0.5	0.5	0.8	0.6
Cambodia	522	0.4	0.1	0.0	0.1	0.0	0.2	5.1	1.8	1.5	0.7	1.1	1.8
China,P.R.: Mainland	924	477.5	117.4	136.6	94.1	75.6	171.2	1,146.6	269.9	287.3	248.2	336.4	274.8
Fiji	819	0.1	0.0	0.0	0.0	0.1	0.0
India	534	79.9	17.9	17.1	14.4	22.4	26.0	134.8	38.8	34.7	29.8	29.5	40.7
Indonesia	536	29.1	33.1	8.3	5.6	7.5	7.8	40.1	10.7	8.9	9.0	9.6	12.6
Lao People's Dem.Rep	544	0.1	0.0	0.0	0.1	0.0
Malaysia	548	25.9	6.1	5.8	6.3	7.3	6.5	46.7	9.0	10.1	10.2	12.8	13.7
Maldives	556	0.1	0.0	0.0	0.0	0.0	0.1	0.0	0.0	0.0
Marshall Islands	867	0.2	0.3	0.1	0.0	0.0	0.0
Mongolia	948	1.1	0.9	0.3	0.3	0.3	0.2	0.0	0.0	0.0
Myanmar	518	1.6	0.2	0.2	0.4	0.7	0.3	0.6	0.6	0.3	0.1	0.1	0.2
Nepal	558	1.4	0.1	0.2	0.2	0.9	0.1	0.0	0.0	0.0	0.0	0.0	0.0
Philippines	566	36.5	5.4	6.5	8.6	15.1	6.3	28.9	5.6	3.4	7.5	7.4	10.6
Sri Lanka	524	3.4	1.3	1.0	0.8	0.6	1.0	2.3	0.5	0.5	0.5	0.7	0.6
Thailand	578	33.5	6.6	8.5	8.2	7.9	8.9	44.5	8.5	8.2	7.2	21.6	7.5

Bulgaria (918)

In Millions of U.S. Dollars

		Exports (FOB)						Imports (CIF)					
		2016	2015Q4	2016Q1	2016Q2	2016Q3	2016Q4	2016	2015Q4	2016Q1	2016Q2	2016Q3	2016Q4
Vietnam	582	93.3	11.3	6.8	13.6	57.0	16.0	44.8	9.8	9.4	11.5	13.8	10.1
Asia n.s.	598	0.1	0.0	0.0	0.0	0.0	0.0	0.1	0.0	0.0	0.0
Europe	170	7,336.7	1,758.6	1,667.6	1,883.3	1,903.4	1,882.4	10,214.7	2,747.9	2,154.7	2,608.6	2,593.6	2,857.8
Emerg. & Dev. Europe	903	6,576.8	1,540.7	1,491.3	1,713.9	1,689.5	1,682.1	6,889.3	1,669.1	1,488.8	1,711.4	1,730.8	1,958.4
Albania	914	58.7	14.8	13.7	13.5	13.0	18.5	16.9	6.9	2.3	3.8	3.9	6.8
Bosnia and Herzegovina	963	75.8	15.8	17.1	19.9	19.8	19.0	45.7	7.0	10.3	8.0	14.9	12.4
Croatia	960	123.5	27.6	32.5	28.5	30.1	32.3	69.7	19.8	15.6	19.9	18.0	16.2
Faroe Islands	816	0.9	0.1	0.0	0.8
Gibraltar	823	24.6	12.9	0.2	0.0	24.4	0.0	0.1	0.1	0.0
Hungary	944	432.2	88.7	109.6	108.9	108.4	105.4	1,103.2	295.6	254.7	291.4	260.4	296.8
Kosovo	967	61.6	13.6	12.0	15.9	14.4	19.3	14.0	5.2	3.4	3.5	3.2	3.9
Macedonia, FYR	962	397.6	105.0	96.9	107.4	95.6	97.7	270.5	67.4	54.9	68.9	76.2	70.5
Montenegro	943	16.6	6.7	5.0	4.8	3.4	3.4	1.0	0.2	0.0	0.1	0.4	0.5
Poland	964	647.9	160.1	142.5	148.9	171.9	184.6	1,168.4	254.6	219.2	293.5	309.9	345.9
Romania	968	2,293.8	516.5	494.9	610.8	641.8	546.3	2,004.0	501.6	457.8	479.1	511.4	555.7
Serbia, Republic of	942	402.9	107.0	88.7	102.6	112.4	99.1	403.5	85.5	79.1	105.7	112.8	105.9
Turkey	186	2,041.6	471.9	478.2	552.6	454.2	556.6	1,791.5	425.5	391.4	437.7	419.6	542.9
CIS	901	759.8	217.9	176.2	169.4	213.9	200.4	3,325.4	1,078.7	666.0	897.2	862.7	899.5
Armenia	911	19.7	4.4	5.5	5.6	4.6	4.0	0.3	0.1	0.0	0.1	0.0	0.1
Azerbaijan, Rep. of	912	11.7	6.2	2.3	2.8	2.6	4.0	0.4	0.1	0.2	0.1	0.1	0.1
Belarus	913	23.1	6.3	6.1	5.1	5.3	6.7	26.1	5.0	5.5	10.7	4.9	5.1
Georgia	915	184.1	41.8	23.6	48.8	63.5	48.3	158.3	57.9	24.2	33.2	62.0	39.0
Kazakhstan	916	16.9	6.6	5.4	3.8	3.9	3.7	18.9	5.4	4.7	5.1	4.7	4.5
Kyrgyz Republic	917	1.6	0.4	0.1	0.4	0.4	0.7	4.2	2.1	1.3	1.1	0.3	1.6
Moldova	921	21.3	11.1	11.3	4.0	3.3	2.6	72.4	7.8	8.6	16.5	16.5	30.7
Russian Federation	922	380.6	103.4	87.5	82.5	111.0	99.6	2,579.5	878.3	518.9	711.7	660.4	688.4
Tajikistan	923	2.3	0.5	0.3	0.2	0.5	1.3	0.1	0.0	0.1
Turkmenistan	925	2.9	2.6	0.5	1.2	0.8	0.3	10.3	0.1	0.3	0.4	1.2	8.4
Ukraine	926	81.6	30.4	30.5	11.0	15.7	24.5	453.3	121.8	102.3	117.8	112.3	120.8
Uzbekistan	927	14.1	4.2	3.2	4.0	2.2	4.7	1.5	0.3	0.1	0.5	0.2	0.6
Europe n.s.	884	0.1	0.0	0.0	0.0	0.0	0.0	0.0	0.0	0.0	0.0	0.0	0.0
Mid East, N Africa, Pak	440	1,454.8	350.9	299.3	349.2	347.5	458.8	662.2	113.0	111.2	139.6	221.3	190.0
Afghanistan, I.R. of	512	1.1	0.7	0.3	0.3	0.3	0.2	0.0	0.2	0.0	0.0	0.0
Algeria	612	248.7	17.3	11.7	86.2	104.9	45.9	2.1	8.7	0.0	0.3	0.0	1.8
Bahrain, Kingdom of	419	1.9	0.2	0.8	0.5	0.4	0.3	0.1	0.0	0.0	0.0	0.0	0.0
Djibouti	611	0.1	0.0	0.0	0.0	0.0	0.0	0.0	0.0	0.0	0.0
Egypt	469	309.2	133.3	55.8	46.3	45.1	162.0	395.6	50.0	41.0	83.8	135.1	135.7
Iran, I.R. of	429	75.2	20.0	21.8	6.0	28.9	18.6	27.6	11.2	7.1	8.0	6.4	6.2
Iraq	433	40.9	8.5	7.8	14.2	8.9	10.0	0.0	0.0	0.0	0.0	0.0	0.0
Jordan	439	25.4	3.9	7.4	7.3	3.5	7.1	21.5	1.3	7.9	8.0	4.2	1.4
Kuwait	443	6.6	1.3	2.5	1.7	1.1	1.3	0.3	0.0	0.0	0.1	0.1	0.1
Lebanon	446	153.3	22.9	29.7	50.5	50.0	23.2	31.6	7.3	6.8	5.2	8.1	11.5
Libya	672	94.2	24.9	14.6	53.2	10.2	16.3	4.1	0.0	1.4	0.0	1.2	1.5
Mauritania	682	5.0	0.0	0.1	0.1	0.1	4.7	0.1	0.0	0.0
Morocco	686	67.9	8.4	9.1	18.7	6.0	34.1	101.9	19.3	20.2	19.8	47.0	14.9
Oman	449	6.3	0.7	1.5	0.7	1.7	2.5	3.3	0.1	0.5	0.6	2.2	0.0
Pakistan	564	13.8	1.9	3.3	4.2	2.9	3.4	15.7	3.7	3.9	3.6	3.9	4.3
Qatar	453	7.2	1.5	1.8	1.8	1.7	2.0	1.8	0.4	0.6	0.3	0.3	0.6
Saudi Arabia	456	58.3	8.0	16.6	17.8	7.1	16.9	20.9	1.5	11.2	3.3	4.4	2.0
Somalia	726	0.9	0.0	0.7	0.1
Sudan	732	2.9	0.5	1.2	0.8	0.7	0.2	0.6	0.1	0.6	0.0	0.0
Syrian Arab Republic	463	19.8	2.9	6.4	5.3	2.4	5.7	1.0	0.0	0.3	0.5	0.1	0.1
Tunisia	744	63.1	22.8	31.3	9.7	11.8	10.3	9.2	2.6	2.9	0.9	2.7	2.8
United Arab Emirates	466	242.8	62.0	69.9	22.5	58.6	91.8	23.7	6.6	6.8	5.1	5.4	6.3
West Bank and Gaza	487	0.5	0.6	0.1	0.2	0.0	0.2	0.0	0.0	0.0
Yemen, Republic of	474	9.5	8.7	5.7	1.3	0.6	2.0	1.1	0.1	0.2	0.9
Sub-Saharan Africa	603	188.5	60.0	45.5	41.6	47.9	53.5	147.7	31.1	45.0	42.9	33.2	26.5
Angola	614	0.9	0.2	0.2	0.1	0.2	0.3	0.0	0.0	0.0	0.0
Benin	638	0.9	0.3	0.2	0.2	0.2	0.3	1.0	0.7	0.3
Botswana	616	1.2	0.1	0.0	0.1	0.0	1.1	0.0	0.0	0.0

Bulgaria (918)

In Millions of U.S. Dollars

		Exports (FOB)						Imports (CIF)					
		2016	2015Q4	2016Q1	2016Q2	2016Q3	2016Q4	2016	2015Q4	2016Q1	2016Q2	2016Q3	2016Q4
Burkina Faso	748	0.7	0.0	0.2	0.0	0.1	0.3	0.0	0.0
Cameroon	622	3.1	0.4	0.9	1.2	0.1	0.8	0.3	0.0	0.1	0.1	0.1	0.1
Central African Rep.	626	0.2	0.1	0.1	0.0	0.1	0.0	0.0	0.0
Comoros	632	0.0	0.1	0.0	0.0	0.0	0.0
Congo, Dem. Rep. of	636	0.3	0.0	0.1	0.1	0.0	0.0	0.1	0.0	0.0
Congo, Republic of	634	0.6	0.0	0.1	0.1	0.2	0.1	0.1	0.0	0.1	0.0
Côte d'Ivoire	662	2.8	0.4	0.4	0.2	0.1	2.1	17.4	3.2	5.2	4.8	3.1	4.3
Equatorial Guinea	642	0.2	0.0	0.1	0.0	0.0	0.0	0.5	0.2	0.1	0.0	0.2
Eritrea	643	0.0	0.0	0.0	9.7	9.6	5.2	4.5
Ethiopia	644	13.5	4.0	0.1	5.5	7.0	0.8	6.1	1.4	2.1	1.6	1.3	1.1
Gabon	646	0.3	0.1	0.0	0.1	0.1	0.1	0.4	0.1	0.2	0.1
Gambia, The	648	0.2	0.0	0.0	0.0	0.1	0.1
Ghana	652	9.7	1.6	3.6	4.0	1.4	0.7	37.1	6.2	12.5	12.1	5.5	6.9
Guinea	656	2.4	0.4	0.3	0.4	1.3	0.4	0.1	0.1	0.0
Kenya	664	4.3	1.0	1.4	1.2	0.9	0.8	0.4	0.3	0.2	0.2	0.0	0.0
Liberia	668	2.0	0.3	1.4	0.3	0.4	0.0	0.3	0.0	0.3
Madagascar	674	0.1	0.8	0.0	0.1	0.0	0.0	0.1	0.0	0.0	0.1	0.0
Malawi	676	0.8	0.1	0.2	0.4	0.2	0.1	1.4	0.5	0.9
Mali	678	1.3	0.2	0.2	0.3	0.4	0.3	0.0	0.0
Mauritius	684	1.7	0.2	0.2	0.2	0.4	0.9	3.1	0.3	0.3	0.9	1.8	0.2
Mozambique	688	0.1	0.1	0.0	0.0	0.0	0.0	39.8	7.0	11.4	12.9	8.5
Namibia	728	53.8	22.1	6.5	16.9	20.1	10.2	0.1	0.0	0.0	0.0	0.0	0.0
Niger	692	0.6	0.2	0.1	0.1	0.0	0.3
Nigeria	694	3.7	1.4	0.7	0.8	0.9	1.2	2.0	1.2	1.1	0.3	0.4	0.1
Rwanda	714	0.7	0.3	0.2	0.2	0.1	0.2	0.0	0.0	0.0
Senegal	722	0.8	0.0	0.3	0.3	0.2	0.0	2.5	0.8	0.7	0.5	0.2	1.0
Seychelles	718	2.2	0.8	0.4	0.6	0.8	0.3	0.0	0.0	0.0	0.0	0.0
Sierra Leone	724	0.5	1.0	0.5	0.0	0.0	0.0
South Africa	199	70.8	22.7	25.5	5.9	9.9	29.5	20.2	4.1	6.4	3.5	6.9	3.3
South Sudan, Rep. of	733	0.1	0.0	0.0
Tanzania	738	5.9	0.4	1.0	1.3	2.0	1.6	2.8	1.5	1.1	1.6	0.0	0.0
Togo	742	0.6	0.1	0.3	0.1	0.1	0.1
Uganda	746	0.4	0.1	0.2	0.0	0.1	0.1	1.3	0.2	0.4	0.1	0.3	0.5
Zambia	754	0.2	0.0	0.1	0.0	0.0	0.0	0.0	0.0	0.0	0.0
Zimbabwe	698	0.6	0.2	0.1	0.1	0.1	0.3	1.0	2.1	1.0	0.0	0.0
Western Hemisphere	205	90.1	26.8	21.9	27.2	20.0	21.0	164.9	40.0	36.6	33.6	36.5	58.2
Antigua and Barbuda	311	0.1	0.1	0.1	0.0	0.0	0.0
Argentina	213	5.2	1.4	1.0	1.1	1.7	1.4	21.9	5.0	5.2	3.8	5.1	7.8
Bahamas, The	313	0.1	0.0	0.0	0.0	0.0	0.0	2.7	0.0	2.7
Belize	339	0.0	0.5	0.0	0.0	0.0	0.0	0.7	0.1	0.1	0.2	0.1	0.3
Bolivia	218	0.4	0.0	0.2	0.0	0.1	0.1	0.2	0.0	0.0	0.0	0.1	0.0
Brazil	223	25.2	3.2	5.0	13.6	3.9	2.7	28.5	5.8	6.4	11.2	4.2	6.6
Chile	228	6.4	5.8	2.3	1.3	1.3	1.5	5.7	6.2	1.5	1.3	1.2	1.7
Colombia	233	3.9	0.7	1.3	0.7	0.9	1.0	4.8	0.5	0.7	0.7	2.5	0.9
Costa Rica	238	0.8	0.6	0.2	0.2	0.2	0.2	0.5	0.2	0.2	0.1	0.1	0.1
Dominica	321	0.1	0.0	0.0	0.0	0.0	0.0	0.0
Dominican Republic	243	2.3	2.5	1.2	0.4	0.3	0.4	0.5	0.1	0.1	0.1	0.1	0.1
Ecuador	248	1.9	0.4	0.3	0.3	0.7	0.6	15.2	3.7	4.1	3.4	2.7	5.0
El Salvador	253	0.3	0.1	0.1	0.0	0.1	0.1	0.0	0.0	0.0	0.0
Falkland Islands	323	2.7	1.4	1.0	0.3
Guatemala	258	4.8	0.8	1.4	0.7	1.5	1.2	1.8	2.3	1.6	0.0	0.1	0.1
Guyana	336	0.2	0.0	0.1	0.0	0.0	0.0	0.0	0.0	0.0	0.0
Haiti	263	0.3	0.0	0.2	0.0	0.0	0.0
Honduras	268	0.8	0.0	0.5	0.1	0.1	0.1	6.7	0.0	1.7	2.5	2.5	0.0
Jamaica	343	0.1	0.1	0.1	0.0	0.0	0.0	0.0	0.0	0.0	0.0	0.0
Mexico	273	22.6	8.2	4.9	5.6	5.8	6.4	36.4	3.7	0.8	3.6	8.4	23.6
Nicaragua	278	0.6	0.0	0.3	0.1	0.1	0.2	1.3	0.3	0.3	0.4	0.4	0.3
Panama	283	2.6	0.5	0.5	0.7	1.0	0.4	0.2	0.0	0.1	0.0	0.1	0.0
Paraguay	288	1.5	0.0	0.1	0.0	0.2	1.2	0.3	0.0	0.1	0.0	0.0	0.1
Peru	293	6.0	0.7	0.8	2.0	1.3	1.8	25.9	10.5	8.9	2.9	7.3	6.8

Bulgaria (918)

In Millions of U.S. Dollars

		Exports (FOB)						Imports (CIF)					
		2016	2015Q4	2016Q1	2016Q2	2016Q3	2016Q4	2016	2015Q4	2016Q1	2016Q2	2016Q3	2016Q4
Sint Maarten	352	0.3	0.3	0.2	0.0	0.0	0.0	0.2	0.0
St. Kitts and Nevis	361	0.0	0.1	0.0	0.0	0.0	0.0
Suriname	366	2.1	0.0	1.0	0.0	0.0	1.1	0.0	0.0	0.0	0.0	0.0	0.0
Trinidad and Tobago	369	0.2	0.1	0.0	0.1	0.1	0.1	0.0	0.0	0.0	0.0
Uruguay	298	0.9	0.1	0.1	0.1	0.6	0.2	8.8	1.3	4.7	1.8	0.6	1.6
Venezuela, Rep. Bol.	299	0.3	0.6	0.0	0.1	0.0	0.2	0.2	0.2	0.0	0.0	0.0
Western Hem. n.s.	399	0.1	0.0	0.0	0.0	0.0	0.0	0.0	0.0	0.0	0.0	0.0
Other Countries n.i.e	910	2.9	0.9	1.1	0.4	1.0	0.4	0.9	8.1	0.0	0.2	0.5	0.3
Cuba	928	2.3	0.3	1.0	0.3	0.9	0.2	0.9	8.1	0.0	0.2	0.5	0.3
Korea, Dem. People's Rep.	954	0.6	0.6	0.1	0.1	0.2	0.2	0.0	0.0
Special Categories	899	162.8	6.5	12.7	45.4	70.8	34.0	24.8	3.4	21.4
Countries & Areas n.s.	898	1,022.3	203.3	276.1	232.9	259.6	253.6	292.1	110.2	37.7	103.3	73.5	77.7
Memorandum Items													
Africa	605	577.0	108.8	99.0	157.1	172.1	148.9	261.6	61.8	68.7	63.9	82.9	46.0
Middle East	405	1,051.4	299.3	242.3	229.2	220.1	359.8	532.5	78.5	83.6	115.0	167.7	166.2
European Union	998	17,443.8	4,090.6	3,931.3	4,358.9	4,708.4	4,445.1	19,078.7	4,973.3	4,421.5	4,708.5	4,806.7	5,142.1
Export earnings: fuel	080	1,216.2	275.3	253.3	298.5	345.6	318.8	2,717.4	917.8	558.1	739.6	692.5	727.1
Export earnings: nonfuel	092	24,748.5	5,877.1	5,682.3	6,095.9	6,503.8	6,466.4	26,120.5	6,638.0	5,926.8	6,421.7	6,695.0	7,077.0

Burkina Faso (748)

In Millions of U.S. Dollars

		Exports (FOB)						Imports (CIF)					
		2016	2015Q4	2016Q1	2016Q2	2016Q3	2016Q4	2016	2015Q4	2016Q1	2016Q2	2016Q3	2016Q4
IFS World	
World	001	2,352.2	506.8	449.4	579.4	611.5	711.9	3,318.6	743.6	727.4	794.7	841.3	955.3
Advanced Economies	110	1,762.7	352.3	350.5	438.6	480.4	493.3	1,525.8	374.8	326.9	345.3	402.7	450.9
Euro Area	163	96.3	17.5	23.9	31.7	20.1	20.7	857.1	227.7	209.3	210.7	204.8	232.3
Austria	122	0.0	0.0 r	0.0 r	0.0 r	0.0 r	1.6	0.2 r	0.4 r	0.2 r	0.8 r	0.2 r
Belgium	124	2.0	0.2 r	0.5 r	1.2 r	0.3 r	0.1 r	104.6	25.2 r	21.6 r	34.1 r	26.7 r	22.2 r
Cyprus	423	1.2	0.1 r	0.3 r	0.3 r	0.3 r	0.3 r
Finland	172	0.0	0.0 r	0.0 r	0.0 r	0.0 r	0.0 r	23.5	3.6 r	6.5 r	5.3 r	4.2 r	7.5 r
France	132	56.9	11.4 r	17.8 r	18.2 r	8.4 r	12.5 r	236.0	60.9 r	65.2 r	57.3 r	52.2 r	61.2 r
Germany	134	16.7	3.5 r	2.5 r	4.7 r	4.7 r	4.8 r	108.8	25.9 r	26.8 r	27.9 r	23.9 r	30.2 r
Greece	174	0.7	0.4 r	0.3 r	8.0	0.1 r	1.3 r	1.3 r	2.7 r	2.7 r
Ireland	178	0.0	0.0 r	0.0 r	0.0 r	0.0 r	0.0 r	7.1	2.1 r	1.6 r	2.7 r	1.6 r	1.2 r
Italy	136	0.5	0.2 r	0.0 r	0.0 r	0.3 r	0.1 r	55.9	14.6 r	11.5 r	16.9 r	13.6 r	13.9 r
Latvia	941	0.2	0.0 r	0.0 r	0.1 r	0.1 r	0.1 r	10.2	1.9 r	2.7 r	2.6 r	2.5 r	2.5 r
Lithuania	946	0.0 e	0.0 e	0.1	0.0 r	0.0 r	0.0 r	0.0 r	0.0 r
Netherlands	138	16.4	1.8 r	1.9 r	6.4 r	5.4 r	2.7 r	148.3	59.1 r	42.4 r	35.2 r	35.3 r	35.4 r
Portugal	182	11.3	3.3 r	3.1 r	2.5 r	2.6 r	3.1 r
Slovak Republic	936	0.8	0.2 r	0.2 r	0.4 r	0.1 r	0.1 r
Slovenia	961	0.0	0.0 r	0.0 r	0.0 r	0.0 r	0.3	0.0 r	0.0 r	0.0 r	0.2 r	0.1 r
Spain	184	2.8	0.4 r	1.0 r	0.8 r	1.0 r	0.0 r	139.4	30.4 r	25.9 r	23.9 r	38.0 r	51.6 r
Australia	193	0.0	0.0 r	0.0 r	0.0 r	0.0 r	8.9	7.8 r	2.2 r	2.2 r	4.5 r
Canada	156	13.6	3.5 r	0.0 r	7.1 r	6.4 r	0.1 r	43.4	4.5 r	7.0 r	12.7 r	11.9 r	11.8 r
China,P.R.: Hong Kong	532	0.6	0.0 r	0.1 r	0.2 r	0.3 r	0.0 r	1.3	0.1 r	0.1 r	0.2 r	0.4 r	0.5 r
Czech Republic	935	0.0	0.0 r	0.0 r	0.0 r	0.0 r	0.0 r	5.7	3.9 r	1.5 r	0.5 r	2.9 r	0.8 r
Denmark	128	0.2	0.0 r	0.1 r	0.0 r	0.1 r	0.0 r	11.4	2.2 r	2.9 r	2.5 r	3.6 r	2.5 r
Israel	436	0.3	0.1 r	0.1 r	0.1 r	0.1 r	0.1 r	22.6	3.9 r	5.7 r	5.6 r	5.5 r	5.6 r
Japan	158	5.5	2.3 r	0.2 r	1.3 r	2.7 r	1.2 r	260.5	54.2 r	24.1 r	30.4 r	102.8 r	103.2 r
Korea, Republic of	542	3.6	1.8 r	0.1 r	0.8 r	1.0 r	1.8 r	60.3	11.4 r	14.0 r	16.2 r	16.5 r	13.6 r
New Zealand	196	0.0	0.0 r	0.0 r	0.0 r	1.8	0.8 r	0.2 r	0.8 r	0.4 r	0.4 r
Norway	142	0.0	0.0 r	0.0 r	0.0 r	0.0 r	0.0 r	2.7	1.2 r	0.7 r	0.7 r	0.7 r	0.7 r
Singapore	576	106.3	9.5 r	43.8 r	61.1 r	0.4 r	1.0 r	8.3	1.7 r	2.3 r	2.2 r	1.9 r	1.9 r
Sweden	144	0.0	0.1 r	0.0 r	0.0 r	0.0 r	37.9	5.8 r	6.8 r	12.5 r	7.5 r	11.2 r
Switzerland	146	1,531.1	315.5 r	281.7 r	335.2 r	446.8 r	467.4 r	4.1	0.7 r	1.0 r	1.4 r	1.5 r	0.3 r
Taiwan Prov.of China	528	0.0	0.0 r	0.0 r	0.0 r	0.0 r	0.0 r	8.2	3.9 r	3.4 r	1.9 r	0.8 r	2.1 r
United Kingdom	112	3.1	1.7 r	0.4 r	0.6 r	1.9 r	0.3 r	69.8	17.4 r	16.4 r	17.4 r	19.9 r	16.1 r
United States	111	2.1	0.3 r	0.2 r	0.5 r	0.7 r	0.7 r	121.8	27.6 r	29.4 r	27.6 r	21.4 r	43.3 r
Emerg. & Dev. Economies	200	588.9	154.4	98.8	140.5	130.9	218.6	1,757.6	360.1	392.3	440.5	430.2	494.6
Emerg. & Dev. Asia	505	191.7	75.9	37.0	25.6	49.1	80.0	688.9	139.5	150.9	163.6	168.2	206.2
Bangladesh	513	0.0	0.0 r	0.0 r	0.0 r	0.0 r	0.0 r	0.1	0.0 r	0.0 r	0.0 r	0.0 r	0.0 r
Cambodia	522	0.1	0.0 r	0.0 r	0.0 r	0.0 r	0.0 r
China,P.R.: Mainland	924	16.2	10.3 r	1.4 r	5.0 r	0.1 r	9.6 r	408.1	82.7 r	83.6 r	107.3 r	103.1 r	114.1 r
India	534	146.6	58.8 r	29.9 r	10.2 r	40.7 r	65.8 r	137.5	29.9 r	40.0 r	28.0 r	37.0 r	32.5 r
Indonesia	536	9.5	0.9 r	1.5 r	3.4 r	2.9 r	1.7 r	21.4	4.3 r	4.8 r	5.5 r	5.1 r	6.0 r
Malaysia	548	1.5	1.1 r	0.9 r	0.3 r	0.2 r	0.1 r	36.3	5.3 r	7.3 r	9.0 r	9.8 r	10.2 r
Maldives	556	1.0 e	0.2 e	0.2 e	0.3 e	0.2 e	0.2 e
Mongolia	948	0.1	0.0 r	0.0 r	0.0 r	0.0 r	0.0 r
Myanmar	518	6.0	1.1 r	1.2 r	1.5 r	1.5 r	1.9 r
Sri Lanka	524	0.4	0.2 r	0.2 r	0.1 r	0.0 r	0.1 r
Thailand	578	0.0	0.0 r	0.0 r	0.0 r	0.0 r	0.0 r	62.4	12.0 r	10.0 r	7.9 r	7.7 r	36.8 r
Vietnam	582	12.3	3.4 r	2.2 r	4.6 r	3.5 r	1.9 r	5.3	1.3 r	1.2 r	1.4 r	1.3 r	1.5 r
Asia n.s.	598	4.6	1.3 r	0.8 r	1.7 r	1.3 r	0.7 r	11.2	2.8 r	2.6 r	2.8 r	2.7 r	3.1 r
Europe	170	20.3	4.6	4.1	7.2	5.4	3.6	197.6	39.6	55.2	62.7	49.8	29.9
Emerg. & Dev. Europe	903	10.0	1.9	2.1	3.6	2.5	1.8	40.1	8.4	8.9	13.3	8.3	9.7
Albania	914	0.1	0.0 r	0.0 r	0.0 r	0.0 r	0.0 r
Bulgaria	918	6.2	1.6 r	1.6 r	1.6 r	1.6 r	1.6 r	0.7	0.0 r	0.2 r	0.0 r	0.1 r	0.3 r
Croatia	960	0.4	0.0 r	0.1 r	0.3 r
Gibraltar	823	10.0	2.5 r	2.3 r	2.5 r	2.4 r	2.8 r
Hungary	944	0.0	0.0 r	0.0 r	0.0 r	0.0 r	0.0 r	2.7	0.6 r	0.4 r	1.1 r	0.5 r	0.7 r
Poland	964	0.1	0.0 r	0.0 r	0.0 r	0.0 r	0.2	0.2 r	0.0 r	0.1 r	0.0 r	0.0 r
Romania	968	0.0	0.0 r	0.0 r	0.0 r	0.0 r	0.0 r	1.0	0.6 r	0.3 r	0.1 r	0.2 r	0.4 r

Burkina Faso (748)

In Millions of U.S. Dollars

		Exports (FOB)						Imports (CIF)					
		2016	2015Q4	2016Q1	2016Q2	2016Q3	2016Q4	2016	2015Q4	2016Q1	2016Q2	2016Q3	2016Q4
Turkey	186	3.7	0.3 r	0.6 r	2.0 r	0.9 r	0.3 r	25.0	4.5 r	5.5 r	9.4 r	5.0 r	5.1 r
CIS	901	1.9	0.5	0.5	0.5	0.5	0.5	157.5	31.1	46.3	49.4	41.5	20.3
Azerbaijan, Rep. of	912	1.8	0.4 r	0.4 r	0.4 r	0.4 r	0.4 r	0.0	0.0 r	0.0 r	0.0 r	0.0 r	0.0 r
Belarus	913	0.0	0.0 r	0.0 r	0.0 r	0.2	0.1 r	0.1 r
Kyrgyz Republic	917	0.1 e	0.0 e	0.0 e	0.0 e	0.0 e	0.0 e
Russian Federation	922	0.0	0.0 r	0.0 r	137.5	26.3 r	41.3 r	44.1 r	36.4 r	15.7 r
Ukraine	926	0.0	0.0 r	0.0 r	0.0 r	19.8	4.8 r	5.0 r	5.2 r	5.0 r	4.6 r
Europe n.s.	884	8.4	2.3 r	1.5 r	3.2 r	2.4 r	1.3 r	0.0	0.0 r	0.0 r	0.0 r	0.0 r	0.0 r
Mid East, N Africa, Pak	440	15.3	4.3	2.9	5.6	4.0	2.7	129.7	30.0	29.9	32.9	31.3	35.6
Algeria	612	0.0	0.0 r	0.0 r	0.0 r	0.0 r	0.0 r	9.2	2.3 r	2.1 r	2.3 r	2.2 r	2.5 r
Egypt	469	0.1	0.0 r	0.0 r	0.0 r	0.0 r	0.0 r	10.3	2.9 r	2.5 r	2.7 r	2.4 r	2.7 r
Iran, I.R. of	429	0.5	0.1 r	0.1 r	0.1 r	0.1 r	0.1 r
Jordan	439	0.1	0.0 r	0.0 r	0.1 r	0.2	0.0 r	0.1 r	0.0 r	0.0 r
Kuwait	443	0.3	0.1 r	0.1 r	0.1 r	0.1 r	0.1 r
Lebanon	446	1.4	0.1 r	0.2 r	0.3 r	0.1 r	0.8 r	3.7	0.9 r	0.6 r	0.9 r	1.2 r	0.9 r
Libya	672	0.0	0.0 r	0.0 r	0.0 r	0.0 r	0.0 r	5.6	1.4 r	1.3 r	1.4 r	1.3 r	1.6 r
Mauritania	682	1.9	0.6 r	0.4 r	0.7 r	0.5 r	0.3 r	0.0	0.0 r	0.0 r	0.0 r	0.0 r	0.0 r
Morocco	686	1.4	0.1 r	0.2 r	0.5 r	0.4 r	0.2 r	71.2	16.0 r	16.9 r	18.2 r	16.8 r	19.3 r
Pakistan	564	0.1	0.0 r	0.0 r	0.0 r	0.0 r	0.0 r	6.0	1.6 r	1.5 r	1.5 r	1.5 r	1.5 r
Qatar	453	0.1	0.0 r	0.0 r	0.0 r	0.0 r	0.0 r
Saudi Arabia	456	2.7	0.7 r	0.6 r	0.7 r	0.7 r	0.8 r
Syrian Arab Republic	463	0.1	0.0 r	0.0 r	0.0 r	0.0 r	0.0 r
Tunisia	744	0.0	0.0 r	0.0 r	0.0 r	0.0 r	0.0 r	9.6	1.9 r	2.0 r	2.4 r	2.4 r	2.9 r
United Arab Emirates	466	10.1	3.4 r	2.0 r	3.9 r	2.7 r	1.4 r	10.3	2.1 r	2.2 r	2.5 r	2.5 r	3.1 r
Sub-Saharan Africa	603	361.1	69.4	54.6	102.0	72.3	132.2	624.6	125.9	127.9	151.8	152.0	192.9
Angola	614	0.0	0.0 r	0.0 r	0.0 r	0.0 r	0.0 r	0.2	0.1 r	0.1 r	0.1 r	0.1 r	0.1 r
Benin	638	7.1	1.0 r	0.9 r	2.5 r	2.3 r	1.4 r	2.7	0.7 r	0.6 r	0.7 r	0.6 r	0.8 r
Cameroon	622	0.6	0.1 r	0.1 r	0.2 r	0.2 r	0.1 r	7.2	1.8 r	1.7 r	1.8 r	1.7 r	2.0 r
Chad	628	0.6	0.1 r	0.1 r	0.2 r	0.2 r	0.1 r
Congo, Dem. Rep. of	636	0.2	0.1 r	0.0 r	0.1 r	0.1 r	0.0 r	0.0	0.0 r	0.0 r	0.0 r	0.0 r	0.0 r
Congo, Republic of	634	0.2	0.1 r	0.0 r	0.1 r	0.1 r	0.0 r	0.7	0.2 r	0.2 r	0.2 r	0.2 r	0.2 r
Côte d'Ivoire	662	59.5	19.8 r	11.9 r	23.1 r	16.3 r	8.1 r	271.2	44.0 r	50.6 r	64.9 r	68.7 r	86.9 r
Equatorial Guinea	642	0.0	0.0 r	0.0 r	0.0 r	0.0 r	0.0 r	4.4	1.1 r	1.0 r	1.1 r	1.0 r	1.2 r
Eritrea	643	0.1	0.0 r	0.0 r	0.0 r	0.0 r	0.0 r	0.0	0.0 r	0.0 r	0.0 r	0.0 r	0.0 r
Ethiopia	644	0.0	0.0 r	0.0 r	0.0 r	0.0 r	0.0 r	0.1	0.0 r	0.0 r	0.0 r	0.0 r	0.0 r
Ghana	652	48.0	14.1 r	9.0 r	18.3 r	13.6 r	7.1 r	109.6	23.6 r	23.5 r	27.2 r	26.7 r	32.1 r
Guinea	656	1.8	0.5 r	0.3 r	0.7 r	0.5 r	0.3 r	0.3	0.1 r	0.1 r	0.1 r	0.1 r	0.1 r
Kenya	664	0.2	0.0 r	0.0 r	0.0 r	0.0 r	0.0 r
Liberia	668	0.4	0.1 r	0.1 r	0.2 r	0.1 r	0.1 r	0.0	0.0 r	0.0 r	0.0 r	0.0 r	0.0 r
Madagascar	674	0.0	0.0 r	0.0 r	0.0 r	0.0 r	0.0 r	0.6	0.1 r	0.1 r	0.1 r	0.1 r	0.2 r
Mali	678	43.8	3.5 r	5.0 r	15.0 r	14.8 r	9.2 r	39.9	9.9 r	9.3 r	10.1 r	9.5 r	11.0 r
Mauritius	684	0.1	0.0 r	0.0 r	0.0 r	0.0 r	0.0 r
Niger	692	27.7	7.9 r	5.1 r	10.5 r	7.9 r	4.1 r	19.4	4.8 r	4.5 r	4.9 r	4.6 r	5.4 r
Nigeria	694	0.5	0.0 r	0.1 r	0.2 r	0.2 r	0.1 r	12.8	3.0 r	2.9 r	3.2 r	3.1 r	3.6 r
Senegal	722	0.4	0.0 r	0.1 r	0.1 r	0.1 r	0.1 r	21.6	6.1 r	4.9 r	5.5 r	5.2 r	6.0 r
Sierra Leone	724	1.8	0.5 r	0.3 r	0.7 r	0.5 r	0.3 r	0.0	0.0 r	0.0 r	0.0 r	0.0 r	0.0 r
South Africa	199	121.1	5.3 r	11.9 r	11.7 r	2.6 r	94.9 r	68.8	21.1 r	17.3 r	16.5 r	13.4 r	21.5 r
Swaziland	734	0.3	0.1 r	0.1 r	0.1 r	0.1 r	0.0 r	0.0	0.0 r	0.0 r	0.0 r	0.0 r	0.0 r
Togo	742	43.9	15.4 r	9.1 r	17.2 r	11.8 r	5.8 r	64.7	9.4 r	11.2 r	15.2 r	16.7 r	21.6 r
Africa n.s.	799	3.1	0.8 r	0.6 r	1.2 r	0.9 r	0.5 r	0.0	0.0 r	0.0 r	0.0 r	0.0 r	0.0 r
Western Hemisphere	205	0.4	0.1	0.1	0.1	0.1	0.1	116.8	25.2	28.3	29.5	28.9	30.1
Anguilla	312	0.1	0.0 r	0.0 r	0.0 r	0.0 r	0.0 r
Argentina	213	2.8	0.9 r	0.8 r	0.7 r	0.7 r	0.6 r
Brazil	223	69.4	13.9 r	17.1 r	17.5 r	17.4 r	17.4 r
Chile	228	7.3	1.3 r	1.8 r	1.8 r	1.9 r	1.8 r
Costa Rica	238	0.0 e	0.0 e	0.0 e	0.0 e	0.0 e	0.0 e	0.5	0.1 r	0.1 r	0.1 r	0.1 r	0.2 r
Curacao	354	0.6	0.2 r	0.1 r	0.2 r	0.2 r	0.2 r
Guatemala	258	16.5	4.1 r	3.8 r	4.2 r	3.9 r	4.6 r
Haiti	263	0.1	0.0 r	0.0 r	0.0 r	0.0 r	0.0 r
Jamaica	343	0.1	0.0 r	0.0 r	0.0 r	0.0 r	0.0 r

Burkina Faso (748)

In Millions of U.S. Dollars

		Exports (FOB)						Imports (CIF)					
		2016	2015Q4	2016Q1	2016Q2	2016Q3	2016Q4	2016	2015Q4	2016Q1	2016Q2	2016Q3	2016Q4
Mexico	273	0.1	0.0 r	0.0 r	0.0 r	0.0 r	0.0 r	2.5	0.6 r	0.6 r	0.6 r	0.6 r	0.6 r
Peru	293	0.0	0.0 r	0.0 r	0.0 r	0.0 r	0.0 r	1.0	0.2 r	0.2 r	0.2 r	0.2 r	0.3 r
Trinidad and Tobago	369	16.0	3.9 r	3.7 r	4.1 r	3.8 r	4.4 r
Venezuela, Rep. Bol.	299	0.2	0.0 r	0.0 r	0.1 r	0.0 r	0.1 r
Western Hem. n.s.	399	0.2	0.0 r	0.0 r	0.1 r	0.0 r	0.0 r	0.0	0.0 r	0.0 r	0.0 r	0.0 r	0.0 r
Other Countries n.i.e	910	0.6	0.2	0.1	0.2	0.2	0.1	33.5	8.3	7.8	8.5	8.0	9.3
Korea, Dem. People's Rep.	954	0.6	0.2 r	0.1 r	0.2 r	0.2 r	0.1 r	33.5	8.3 r	7.8 r	8.5 r	8.0 r	9.3 r
Countries & Areas n.s.	898	1.7	0.4 r	0.4 r	0.4 r	0.4 r	0.5 r
Memorandum Items													
Africa	605	364.5	70.1	55.2	103.3	73.3	132.7	714.6	146.1	149.0	174.7	173.4	217.6
Middle East	405	11.8	3.6	2.3	4.3	3.0	2.2	33.7	8.2	7.4	8.5	8.4	9.3
European Union	998	105.9	20.9	25.8	33.9	23.6	22.5	987.0	258.5	237.8	244.8	239.7	264.7
Export earnings: fuel	080	13.4	4.1	2.7	4.9	3.7	2.1	200.4	41.3	55.6	60.0	51.5	33.4
Export earnings: nonfuel	092	2,338.8	502.7	446.7	574.4	607.9	709.9	3,118.2	702.3	671.8	734.7	789.8	921.9

Burundi (618)

In Millions of U.S. Dollars

		Exports (FOB)						Imports (CIF)					
		2016	2015Q4	2016Q1	2016Q2	2016Q3	2016Q4	2016	2015Q4	2016Q1	2016Q2	2016Q3	2016Q4
IFS World		111.0	35.2	29.5	20.0	32.2	29.4	734.3	146.9	169.0	174.6	219.8	170.9
World	001	82.4	27.6	22.2	15.7	22.1	22.3	539.0	124.5	118.3	138.9	159.7	122.1
Advanced Economies	110	13.4	5.1	4.3	2.8	2.3	4.0	128.0	41.6	28.6	34.8	39.7	24.9
Euro Area	163	6.4	2.4	2.2	1.2	1.1	2.0	77.8	26.8	14.4	25.0	25.6	12.9
Austria	122	0.0	0.0 r	0.1	0.0 r	0.1 r	0.0 r	0.0 r	0.0 r
Belgium	124	3.3	1.3 r	1.4 r	0.8 r	0.6 r	0.5 r	18.8	13.5 r	3.6 r	9.1 r	2.9 r	3.3 r
Finland	172	0.9 e	0.3 e	0.2 e	0.3 e	0.4 e	0.0	0.0 r	0.0 r	0.0 r	0.0 r	0.0 r
France	132	0.4	0.2 r	0.1 r	0.1 r	0.1 r	0.1 r	21.3	2.2 r	4.1 r	3.7 r	11.6 r	1.9 r
Germany	134	1.1	0.3 r	0.2 r	0.2 r	0.1 r	0.7 r	13.7	1.8 r	2.7 r	5.9 r	2.7 r	2.5 r
Greece	174	0.4	0.1 r	0.1 r	0.1 r	0.2 r	0.1 r
Ireland	178	0.1	0.0 r	0.0 r	0.0 r	0.0 r	0.0 r
Italy	136	0.6	0.2 r	0.3 r	0.1 r	0.0 r	0.2 r	6.3	1.7 r	0.9 r	2.7 r	1.8 r	1.0 r
Netherlands	138	0.1	0.0 r	0.0 r	0.0 r	0.0 r	0.0 r	16.7	7.1 r	3.0 r	3.3 r	6.4 r	4.0 r
Spain	184	0.3	0.4 r	0.0 r	0.1 r	0.0 r	0.1 r
Australia	193	0.1	0.0 r	0.0 r	0.0 r	0.0 r	0.1 r	0.1	0.0 r	0.1 r	0.0 r
Canada	156	0.2	0.1 r	0.0 r	0.1 r	0.0 r	0.0 r	1.1	0.5 r	0.1 r	0.7 r	0.2 r	0.2 r
China,P.R.: Hong Kong	532	2.4	0.3 r	0.6 r	0.6 r	0.6 r	0.6 r	0.9	1.8 r	0.3 r	0.0 r	0.3 r	0.4 r
Denmark	128	0.0	0.0 r	0.0 r	0.0 r	0.0 r	17.1	4.3 r	4.4 r	4.2 r	4.3 r	4.2 r
Japan	158	0.3	0.1 r	0.2 r	0.0 r	0.0 r	0.0 r	9.5	3.6 r	2.4 r	2.3 r	2.6 r	2.2 r
Korea, Republic of	542	0.4	0.0 r	0.2 r	0.2 r	0.0 r	0.0 r	1.6	0.2 r	0.0 r	0.6 r	0.9 r	0.0 r
Norway	142	0.1	0.0 r	0.0 r	0.0 r	0.0 r	0.0 r	0.2	0.0 r	0.0 r	0.2 r	0.0 r	0.0 r
Singapore	576	1.7	0.7 r	0.4 r	0.4 r	0.4 r	0.4 r	0.0	0.0 r	0.0 r	0.0 r	0.0 r
Sweden	144	0.2	0.1 r	0.0 r	0.0 r	0.0 r	0.1 r	0.1	0.0 r	0.0 r	0.1 r	0.0 r	0.0 r
Switzerland	146	0.0	0.6 r	0.0 r	0.0 r	0.0 r	0.0 r	3.8	0.1 r	2.0 r	0.1 r	1.7 r
Taiwan Prov.of China	528	0.2 e	0.1 e	0.1 e	0.0 e	0.0 e	0.0 e	0.1	0.0 r	0.1 r	0.0 r	0.0 r	0.0 r
United Kingdom	112	0.4	0.1 r	0.2 r	0.0 r	0.1 r	0.2 r	4.1	1.0 r	0.8 r	1.1 r	1.6 r	0.6 r
United States	111	1.1	0.5 r	0.3 r	0.2 r	0.0 r	0.5 r	11.3	3.3 r	4.2 r	0.4 r	2.5 r	4.3 r
Emerg. & Dev. Economies	200	68.7	22.4	17.8	12.9	19.8	18.3	410.9	82.9	89.7	104.1	119.9	97.3
Emerg. & Dev. Asia	505	1.9	0.0	0.1	1.0	0.4	0.4	163.6	35.6	35.5	44.7	49.3	34.1
Bangladesh	513	0.2	0.0 r	0.0 r	0.0 r	0.0 r	0.0 r
China,P.R.: Mainland	924	0.8	0.0 r	0.1 r	0.2 r	0.2 r	0.3 r	71.1	14.9 r	12.5 r	22.6 r	21.4 r	14.7 r
India	534	1.1	0.0 r	0.8 r	0.2 r	0.1 r	69.5	15.0 r	17.9 r	16.5 r	21.0 r	14.1 r
Indonesia	536	0.2 r
Malaysia	548	0.2	0.9 r	0.2 r
Thailand	578	0.0	0.0 r	0.0 r	0.0 r	1.1	0.2 r	0.1 r	0.3 r	0.3 r	0.3 r
Vietnam	582	21.3	4.3 r	4.9 r	5.1 r	6.4 r	5.0 r
Asia n.s.	598	0.1	0.0 r	0.0 r	0.0 r	0.0 r	0.0 r
Europe	170	5.1	2.1	1.4	0.9	1.5	1.4	14.2	1.7	3.5	1.7	1.4	7.6
Emerg. & Dev. Europe	903	0.1	0.1	0.0	0.0	0.0	0.0	4.1	0.7	0.8	1.1	0.9	1.3
Gibraltar	823	0.1	0.0 r	0.0 r	0.0 r	0.0 r	0.0 r
Poland	964	0.1	0.0 r	0.0 r	0.0 r	0.1 r	0.0 r
Romania	968	0.0	0.0 r	0.0 r	1.4	0.2 r	0.3 r	0.4 r	0.3 r	0.4 r
Turkey	186	2.4	0.5 r	0.4 r	0.7 r	0.5 r	0.8 r
CIS	901	0.0	0.4	0.0	0.0	0.0	0.0	10.1	1.0	2.7	0.6	0.5	6.3
Kazakhstan	916	0.0 e	0.4 e	0.0 e	0.0 e	0.0 e	0.0 e
Russian Federation	922	10.1	1.0 r	2.7 r	0.6 r	0.5 r	6.3 r
Europe n.s.	884	5.0	1.6 r	1.3 r	0.9 r	1.5 r	1.3 r
Mid East, N Africa, Pak	440	15.5	5.6	4.1	2.7	4.5	4.1	77.4	14.2	16.4	18.0	23.7	19.3
Bahrain, Kingdom of	419	0.0 e	0.0 e	0.0 e	0.0 e	0.0 e	0.0 e	0.9	0.1 r	0.2 r	0.2 r	0.3 r	0.2 r
Egypt	469	2.9	1.4 r	0.7 r	0.7 r	0.9 r	0.7 r
Mauritania	682	0.0	0.0 r	0.0 r	0.0 r	0.0 r	0.0 r	0.1	0.0 r	0.0 r	0.0 r	0.0 r	0.0 r
Oman	449	2.4	0.8 r	0.6 r	0.4 r	0.7 r	0.6 r	0.7	0.0 r	0.1 r	0.1 r	0.2 r	0.2 r
Pakistan	564	2.1	0.5 r	0.5 r	0.5 r	0.5 r	0.5 r
Saudi Arabia	456	42.4	6.3 r	8.3 r	9.7 r	13.3 r	11.1 r
Sudan	732	0.7 r
Tunisia	744	0.2	0.0 r	0.0 r	0.0 r	0.0 r	0.0 r
United Arab Emirates	466	13.1	4.2 r	3.5 r	2.3 r	3.8 r	3.5 r	28.0	5.7 r	6.5 r	6.7 r	8.4 r	6.5 r
Sub-Saharan Africa	603	46.2	14.6	12.2	8.3	13.4	12.4	154.9	31.3	34.1	39.3	45.3	36.1
Congo, Dem. Rep. of	636	25.5	8.1 r	6.8 r	4.5 r	7.4 r	6.8 r	2.9	0.5 r	0.6 r	0.7 r	0.9 r	0.7 r
Ethiopia	644	0.0	0.0 r	0.0 r	0.0 r	0.0 r	0.0 r	0.8	0.2 r	0.2 r	0.2 r	0.2 r	0.2 r

Burundi (618)

In Millions of U.S. Dollars

		Exports (FOB)						Imports (CIF)					
		2016	2015Q4	2016Q1	2016Q2	2016Q3	2016Q4	2016	2015Q4	2016Q1	2016Q2	2016Q3	2016Q4
Ghana	652	0.1	0.0 r	0.0 r	0.0 r	0.0 r	0.0 r
Kenya	664	12.1	3.9 r	3.2 r	2.1 r	3.5 r	3.2 r	40.1	7.8 r	9.1 r	9.5 r	12.1 r	9.4 r
Madagascar	674	0.1	0.0 r	0.0 r	0.0 r	0.0 r	0.0 r
Nigeria	694	0.1	0.0 r	0.0 r	0.0 r	0.0 r	0.0 r	0.0	0.0 r	0.0 r	0.0 r	0.0 r	0.0 r
Rwanda	714	4.9	1.3 r	1.2 r	0.8 r	1.5 r	1.4 r	6.9	1.3 r	1.5 r	1.6 r	2.1 r	1.7 r
Seychelles	718	1.2	0.2 r	0.3 r	0.3 r	0.4 r	0.3 r
South Africa	199	0.1	0.0 r	0.0 r	0.0 r	0.0 r	0.0 r	12.3	2.7 r	3.4 r	5.9 r	1.3 r	1.7 r
Swaziland	734	1.4	0.3 r	0.3 r	0.3 r	0.4 r	0.3 r
Tanzania	738	2.0	0.6 r	0.5 r	0.3 r	0.6 r	0.5 r	45.9	8.7 r	10.2 r	10.8 r	13.9 r	11.0 r
Uganda	746	1.3	0.6 r	0.3 r	0.3 r	0.3 r	0.4 r	26.9	8.0 r	6.2 r	6.4 r	8.3 r	6.0 r
Zambia	754	0.0	0.0 r	0.0 r	0.0 r	0.0 r	15.7	1.6 r	2.1 r	3.3 r	5.6 r	4.7 r
Zimbabwe	698	0.0	0.0 r	0.0 r	0.0 r	0.0 r	0.0 r	0.4	0.1 r	0.1 r	0.1 r	0.1 r	0.1 r
Western Hemisphere	205	0.0	0.0	0.0	0.0	0.0	0.0	0.9	0.2	0.2	0.3	0.2	0.2
Brazil	223	0.2	0.1 r	0.2 r	0.0 r
Mexico	273	0.2	0.0 r	0.0 r	0.0 r	0.0 r	0.0 r
Suriname	366	0.2	0.0 r	0.0 r	0.0 r	0.1 r	0.0 r
Venezuela, Rep. Bol.	299	0.2	0.0 r	0.0 r	0.0 r	0.1 r	0.0 r
Western Hem. n.s.	399	0.1	0.0 r	0.0 r	0.0 r	0.0 r	0.0 r
Countries & Areas n.s.	898	0.3	0.1 r	0.1 r	0.0 r	0.1 r	0.1 r
Memorandum Items													
Africa	605	46.2	15.3	12.2	8.3	13.4	12.4	155.2	31.3	34.2	39.4	45.4	36.2
Middle East	405	15.5	4.9	4.1	2.7	4.5	4.1	74.9	13.6	15.8	17.4	23.1	18.7
European Union	998	7.1	2.6	2.4	1.3	1.2	2.2	100.8	32.3	20.0	30.7	31.9	18.2
Export earnings: fuel	080	15.7	5.4	4.2	2.8	4.6	4.2	82.3	13.2	17.9	17.4	22.7	24.4
Export earnings: nonfuel	092	66.7	22.2	18.0	13.0	17.6	18.2	456.6	111.4	100.4	121.5	136.9	97.8

Cabo Verde (624)

In Millions of U.S. Dollars

		Exports (FOB)						Imports (CIF)					
		2016	2015Q4	2016Q1	2016Q2	2016Q3	2016Q4	2016	2015Q4	2016Q1	2016Q2	2016Q3	2016Q4
IFS World	
World	001	341.7	446.3	205.4	47.2	44.4	44.7	739.3	144.4	147.6	200.8	197.8	193.1
Advanced Economies	110	302.4	438.8	195.3	36.3	35.2	35.6	594.2	115.0	119.0	161.0	157.4	156.7
Euro Area	163	138.7	32.0	35.8	35.5	33.6	33.8	540.8	101.6	106.8	151.7	141.7	140.6
Austria	122	0.0	0.0 r	0.4	0.0 r	0.1 r	0.1 r	0.2 r	0.1 r
Belgium	124	0.0	0.0 r	0.0 r	0.0 r	0.0 r	0.0 r	18.4	3.3 r	6.4 r	5.3 r	2.9 r	3.8 r
Cyprus	423	0.2	0.0 r	0.1 r	0.0 r	0.0 r	0.0 r
Finland	172	0.0	0.0 r	0.0 r	0.0 r	1.9	0.2 r	0.1 r	1.5 r	0.1 r	0.2 r
France	132	0.4	0.1 r	0.1 r	0.2 r	0.1 r	0.0 r	43.2	3.2 r	4.6 r	29.7 r	5.1 r	3.8 r
Germany	134	0.1	0.3 r	0.1 r	0.0 r	0.0 r	0.0 r	10.0	2.5 r	2.3 r	2.5 r	3.2 r	2.1 r
Greece	174	0.1 r	0.1	0.0 r	0.1 r	0.0 r	0.0 r
Ireland	178	0.1	0.1 r	0.0 r	0.1 r	0.0 r	0.0 r
Italy	136	4.1	0.5 r	0.6 r	1.2 r	1.3 r	0.9 r	29.0	3.2 r	3.9 r	1.9 r	5.0 r	18.2 r
Luxembourg	137	0.0 r	0.1	0.0 r	0.0 r	0.0 r	0.0 r	0.1 r
Malta	181	0.2	0.1 r	0.0 r	0.1 r	0.0 r	0.0 r
Netherlands	138	6.6	5.7 r	1.6 r	1.6 r	1.7 r	1.7 r	24.8	7.9 r	4.9 r	5.3 r	4.6 r	10.0 r
Portugal	182	61.6	13.3 r	16.2 r	15.5 r	14.8 r	15.1 r	317.6	68.2 r	70.8 r	79.2 r	88.3 r	79.2 r
Slovak Republic	936	0.1	0.0 r	0.0 r	0.0 r
Spain	184	66.0	12.1 r	17.2 r	16.9 r	15.8 r	16.0 r	94.7	12.8 r	13.6 r	25.8 r	32.2 r	23.1 r
Australia	193	158.6 e	405.9 e	158.5 e	0.0 e	0.1 e	0.2	0.2 r
Canada	156	0.0	0.0 r	0.0 r	0.0 r	0.0 r	0.0 r	2.2	0.6 r	0.5 r	0.6 r	0.4 r	0.7 r
Czech Republic	935	0.0	0.0 r	0.0 r	0.2	0.1 r	0.0 r	0.1 r	0.0 r	0.0 r
Denmark	128	0.5	0.0 r	0.1 r	0.1 r	0.2 r	0.1 r
Iceland	176	0.7	0.2 r	0.2 r	0.2 r	0.2 r	0.2 r
Israel	436	0.0	0.0 r	0.0 r	0.0 r	0.0 r	0.0 r	0.1	0.0 r	0.0 r	0.0 r	0.0 r	0.0 r
Japan	158	9.6	1.4 r	2.0 r	1.7 r	1.4 r	4.5 r
Korea, Republic of	542	0.0	0.0 r	0.0 r	0.0 r	0.0 r	12.7	3.6 r	3.4 r	3.2 r	3.0 r	3.1 r
Singapore	576	3.3	0.0 r	1.5 r	0.2 r	0.0 r	1.6 r
Sweden	144	2.1	0.4 r	0.6 r	0.5 r	0.2 r	0.8 r
Switzerland	146	2.3	1.6 r	0.5 r	0.7 r	0.4 r	0.6 r
United Kingdom	112	1.8	0.3 r	0.5 r	0.4 r	0.4 r	0.5 r	4.7	1.7 r	0.8 r	0.4 r	1.5 r	2.0 r
United States	111	3.1	0.7 r	0.5 r	0.4 r	1.1 r	1.2 r	14.7	3.7 r	2.6 r	1.4 r	8.4 r	2.4 r
Emerg. & Dev. Economies	200	37.8	7.1	9.7	10.5	8.8	8.8	130.1	26.5	25.7	35.6	36.4	32.5
Emerg. & Dev. Asia	505	2.4	1.0	0.6	0.6	0.6	0.6	47.1	11.0	8.2	13.7	13.2	12.0
Bangladesh	513	0.1	0.0 r	0.0 r	0.0 r	0.0 r	0.0 r
China,P.R.: Mainland	924	0.3	0.5 r	0.0 r	0.1 r	0.1 r	0.0 r	37.0	7.2 r	6.2 r	10.8 r	12.0 r	8.1 r
India	534	0.1	0.0 r	0.0 r	0.0 r	0.0 r	0.0 r	1.3	0.3 r	0.4 r	0.3 r	0.2 r	0.4 r
Indonesia	536	0.0	0.0 r	0.4	0.2 r	0.1 r	0.1 r	0.1 r	0.1 r
Malaysia	548	0.8	0.2 r	0.2 r	0.2 r	0.2 r	0.2 r	0.2	1.0 r	0.1 r	0.0 r	0.0 r	0.0 r
Sri Lanka	524	0.1	0.0 r	0.0 r	0.0 r	0.0 r	0.0 r	0.1	0.0 r	0.0 r	0.0 r	0.0 r	0.0 r
Thailand	578	0.1	0.0 r	0.0 r	0.0 r	0.0 r	6.3	1.9 r	1.0 r	1.9 r	0.4 r	3.0 r
Timor-Leste	537	0.1	0.0 r	0.0 r	0.0 r	0.0 r	0.0 r
Vietnam	582	1.0	0.2 r	0.3 r	0.3 r	0.2 r	0.2 r	1.6	0.3 r	0.3 r	0.4 r	0.4 r	0.4 r
Asia n.s.	598	0.1	0.0 r	0.0 r	0.0 r	0.0 r	0.0 r
Europe	170	5.1	2.6	1.6	2.0	0.8	0.8	40.0	4.7	9.0	10.8	10.1	10.1
Emerg. & Dev. Europe	903	3.6	2.2	1.2	1.6	0.4	0.4	7.6	1.7	0.9	2.7	2.0	2.0
Croatia	960	0.0	0.0 r	0.8	0.7 r	0.1 r
Gibraltar	823	1.3	0.3 r	0.3 r	0.3 r	0.3 r	0.3 r	0.1	0.0 r	0.0 r	0.0 r	0.0 r	0.0 r
Poland	964	1.5	0.3 r	0.2 r	0.3 r	0.7 r	0.3 r
Romania	968	0.2	0.1 r	0.1 r	0.9	0.1 r	0.1 r	0.1 r	0.1 r	0.7 r
Turkey	186	2.1	1.9 r	0.8 r	1.2 r	0.1 r	4.2	1.3 r	0.6 r	1.5 r	1.2 r	0.9 r
CIS	901	1.5	0.3	0.4	0.4	0.4	0.4	32.4	3.0	8.1	8.1	8.1	8.1
Moldova	921	1.5	0.3 r	0.4 r	0.4 r	0.4 r	0.4 r	0.0	0.0 r	0.0 r	0.0 r	0.0 r	0.0 r
Russian Federation	922	32.3	2.9 r	8.1 r	8.1 r	8.1 r	8.1 r
Ukraine	926	0.1 r
Mid East, N Africa, Pak	440	20.7	1.7	5.2	5.5	5.0	5.0	7.8	1.5	1.6	2.1	2.1	2.0
Algeria	612	0.6	0.1 r	0.2 r	0.2 r	0.2 r	0.2 r	0.4	0.1 r	0.1 r	0.1 r	0.1 r	0.1 r
Egypt	469	0.1	0.0 r	0.0 r	0.0 r	0.0 r	0.0 r	4.4	0.6 r	0.9 r	1.2 r	1.2 r	1.1 r
Lebanon	446	0.2	0.0 r	0.1 r	0.1 r	0.1 r
Mauritania	682	0.1	0.0 r	0.0 r	0.0 r	0.0 r	0.0 r

Cabo Verde (624)

In Millions of U.S. Dollars

		Exports (FOB)						Imports (CIF)					
		2016	2015Q4	2016Q1	2016Q2	2016Q3	2016Q4	2016	2015Q4	2016Q1	2016Q2	2016Q3	2016Q4
Morocco	686	18.5	1.2 r	4.6 r	4.9 r	4.5 r	4.5 r	1.4	0.5 r	0.3 r	0.4 r	0.4 r	0.4 r
Oman	449	0.3	0.1 r	0.1 r	0.1 r	0.1 r	0.1 r
Pakistan	564	0.4	0.1 r	0.1 r	0.1 r	0.1 r	0.1 r
Qatar	453	0.1	0.0 r	0.0 r	0.0 r	0.0 r	0.0 r
Saudi Arabia	456	0.3	0.1 r	0.1 r	0.1 r	0.1 r	0.1 r	0.1	0.0 r	0.0 r	0.0 r	0.0 r	0.0 r
Tunisia	744	0.1	0.0 r	0.0 r	0.0 r	0.0 r	0.0 r
United Arab Emirates	466	0.9	0.2 r	0.2 r	0.2 r	0.2 r	0.2 r	0.6	0.1 r	0.1 r	0.2 r	0.1 r	0.1 r
Sub-Saharan Africa	603	6.2	1.5	1.6	1.6	1.5	1.5	6.9	2.0	1.5	2.0	1.8	1.6
Angola	614	0.0	0.0 r	0.0 r	0.0 r	0.0 r	0.0 r	0.1	0.0 r	0.0 r	0.0 r	0.0 r	0.0 r
Congo, Dem. Rep. of	636	0.2	0.0 r	0.0 r	0.1 r	0.1 r	0.1 r
Côte d'Ivoire	662	0.2	0.1 r	0.1 r	0.1 r	0.1 r	0.1 r	0.5	0.1 r	0.1 r	0.1 r	0.1 r	0.1 r
Equatorial Guinea	642	0.1	0.0 r	0.0 r	0.0 r	0.0 r	0.0 r
Gabon	646	0.2	0.0 r	0.0 r	0.0 r	0.0 r	0.0 r
Ghana	652	0.0	0.0 r	0.0 r	0.0 r	0.0 r	0.0 r	1.4	0.3 r	0.3 r	0.4 r	0.4 r	0.4 r
Guinea	656	1.1	0.2 r	0.3 r	0.3 r	0.3 r	0.3 r	0.0	0.0 r	0.0 r	0.0 r	0.0 r	0.0 r
Guinea-Bissau	654	0.1	0.0 r	0.0 r	0.0 r	0.0 r	0.0 r	0.1	0.0 r	0.0 r	0.0 r	0.0 r	0.0 r
Kenya	664	0.0	0.0 r	0.0 r	0.0 r	0.0 r	0.0 r	0.1	0.0 r	0.0 r	0.0 r	0.0 r	0.0 r
Mozambique	688	0.1	0.0 r	0.0 r	0.0 r	0.0 r	0.0 r
Nigeria	694	0.0	0.0 r	0.0 r	0.0 r	0.0 r	0.0 r	0.1	0.0 r	0.0 r	0.0 r	0.0 r	0.0 r
São Tomé & Príncipe	716	0.0	0.0 r	0.0 r	0.0 r	0.0 r	0.0 r	0.1	0.0 r	0.0 r	0.0 r	0.0 r	0.0 r
Senegal	722	0.1 r	1.1	0.6 r	0.2 r	0.3 r	0.3 r	0.3 r
Sierra Leone	724	1.7	0.4 r	0.4 r	0.4 r	0.4 r	0.4 r	0.0	0.0 r	0.0 r	0.0 r	0.0 r	0.0 r
South Africa	199	0.8	0.2 r	0.2 r	0.4 r	0.2 r	0.0 r
Tanzania	738	0.1 e	0.0 e	0.0 e	0.0 e	0.0 e	0.0 e
Togo	742	2.5	0.6 r	0.6 r	0.6 r	0.6 r	0.6 r	2.0	0.5 r	0.5 r	0.5 r	0.5 r	0.5 r
Uganda	746	0.3	0.1 r	0.1 r	0.1 r	0.1 r	0.1 r
Zambia	754	0.1	0.0 r	0.0 r	0.0 r	0.0 r	0.0 r
Western Hemisphere	205	3.4	0.4	0.9	0.8	0.8	0.8	28.4	7.3	5.4	7.0	9.2	6.8
Argentina	213	5.2	1.3 r	1.3 r	1.3 r	1.3 r	1.3 r
Brazil	223	0.0	0.0 r	0.0 r	0.0 r	0.0 r	0.0 r	21.5	4.8 r	3.7 r	5.1 r	7.6 r	5.1 r
Chile	228	0.4	0.0 r	0.1 r	0.3 r	0.0 r
Colombia	233	0.9 r
Ecuador	248	0.1	0.0 r	0.0 r	0.0 r	0.0 r	0.0 r	0.1 r
El Salvador	253	2.5	0.2 r	0.6 r	0.6 r	0.6 r	0.6 r
Guyana	336	0.3 e	0.0 e	0.1 e	0.1 e	0.1 e	0.1 e
Panama	283	0.3	0.1 r	0.1 r	0.1 r	0.1 r	0.1 r	0.0	0.0 r	0.0 r	0.0 r	0.0 r	0.0 r
Paraguay	288	0.0 e	0.4	0.1 r	0.1 r	0.1 r	0.1 r	0.1 r
Peru	293	0.0	0.0 r	0.0 r	0.0 r	0.0 r	0.0 r	0.7	0.1 r	0.1 r	0.2 r	0.2 r	0.2 r
Other Countries n.i.e	910	0.0	0.0	0.0	0.0	0.0	0.0	0.1	0.0	0.0	0.0	0.0	0.0
Cuba	928	0.0	0.0 r	0.0 r	0.0 r	0.0 r	0.0 r	0.1	0.0 r	0.0 r	0.0 r	0.0 r	0.0 r
Special Categories	899	1.4	0.3 r	0.4 r	0.4 r	0.4 r	0.4 r
Countries & Areas n.s.	898	14.8	2.9 r	2.9 r	4.1 r	4.0 r	3.8 r
Memorandum Items													
Africa	605	25.3	2.8	6.4	6.6	6.2	6.2	8.9	2.6	2.0	2.5	2.3	2.1
Middle East	405	1.6	0.4	0.4	0.4	0.4	0.4	5.4	0.7	1.0	1.5	1.5	1.4
European Union	998	140.8	32.2	36.3	36.0	34.1	34.4	551.5	104.3	108.6	153.9	144.3	144.6
Export earnings: fuel	080	2.4	0.5	0.6	0.6	0.6	0.6	33.9	4.2	8.4	8.5	8.5	8.5
Export earnings: nonfuel	092	339.2	445.7	204.8	46.5	43.8	44.1	705.3	140.2	139.2	192.2	189.3	184.6

Cambodia (522)

In Millions of U.S. Dollars

		Exports (FOB)						Imports (CIF)					
		2016	2015Q4	2016Q1	2016Q2	2016Q3	2016Q4	2016	2015Q4	2016Q1	2016Q2	2016Q3	2016Q4
IFS World	
World	001	10,042.8	2,089.3	2,514.4	2,537.0	2,905.9	2,085.5	11,443.2	2,912.5	2,687.4	2,929.4	2,742.3	3,084.2
Advanced Economies	110	8,096.0	1,718.1	2,045.9	1,980.3	2,360.3	1,709.6	3,270.0	845.3	789.0	825.5	795.6	859.8
Euro Area	163	2,603.4	545.2	674.3	563.8	775.7	589.5	422.0	88.3	75.9	96.8	81.0	168.2
Austria	122	36.3	6.2 r	9.7 r	6.3 r	12.1 r	8.2 r	11.4	1.3 r	2.5 r	1.0 r	5.3 r	2.5 r
Belgium	124	445.6	70.3 r	114.2 r	98.4 r	143.3 r	89.7 r	17.6	4.7 r	5.1 r	4.6 r	2.7 r	5.2 r
Cyprus	423	0.4	0.1 r	0.1 r	0.1 r	0.2 r	0.1 r	1.0	0.3 r	0.3 r	0.2 r	0.2 r	0.4 r
Estonia	939	0.8	0.1 r	0.3 r	0.2 r	0.1 r	0.3 r	0.0	0.0 r	0.0 r	0.0 r	0.0 r	0.0 r
Finland	172	3.7	1.1 r	0.8 r	0.9 r	1.1 r	0.9 r	28.1	1.4 r	3.5 r	12.8 r	9.3 r	2.5 r
France	132	396.5	77.9 r	95.7 r	93.2 r	118.5 r	89.0 r	101.4	17.3 r	15.9 r	15.1 r	15.3 r	55.1 r
Germany	134	772.1	188.1 r	212.6 r	172.2 r	205.8 r	181.5 r	127.6	37.5 r	17.0 r	29.3 r	14.9 r	66.4 r
Greece	174	12.0	2.6 r	3.1 r	3.2 r	3.4 r	2.3 r	0.8	0.0 r	0.0 r	0.3 r	0.3 r	0.2 r
Ireland	178	35.5	6.7 r	8.1 r	9.1 r	10.6 r	7.7 r	9.4	1.3 r	2.0 r	1.5 r	2.4 r	3.5 r
Italy	136	205.0	49.0 r	53.0 r	41.9 r	62.3 r	47.9 r	41.0	8.7 r	10.0 r	10.3 r	9.6 r	11.1 r
Latvia	941	2.5	0.7 r	0.9 r	0.8 r	0.3 r	0.5 r	0.0	0.0 r	0.0 r	0.0 r	0.0 r	0.0 r
Lithuania	946	2.5	0.5 r	0.7 r	0.7 r	0.4 r	0.7 r	0.2	0.1 r	0.1 r	0.0 r	0.0 r	0.0 r
Luxembourg	137	7.8	3.9 r	3.7 r	3.0 r	1.1 r	0.0 r	50.9	7.2 r	12.8 r	13.1 r	13.0 r	12.0 r
Malta	181	0.1	0.0 r	0.0 r	0.0 r	0.0 r	0.0 r	0.0	0.0 r	0.0 r	0.0 r	0.0 r	0.0 r
Netherlands	138	282.6	65.8 r	68.5 r	57.6 r	90.8 r	65.7 r	23.6	6.2 r	4.7 r	5.6 r	6.1 r	7.2 r
Portugal	182	7.2	1.5 r	1.1 r	1.6 r	1.9 r	2.7 r	1.6	0.4 r	0.0 r	0.9 r	0.1 r	0.5 r
Slovak Republic	936	12.6	3.5 r	2.8 r	2.0 r	3.4 r	4.5 r	0.2	0.0 r	0.0 r	0.0 r	0.1 r	0.0 r
Slovenia	961	1.3	0.3 r	0.5 r	0.4 r	0.1 r	0.2 r	0.3	0.1 r	0.1 r	0.0 r	0.1 r	0.1 r
Spain	184	379.0	67.0 r	98.6 r	72.3 r	120.4 r	87.7 r	6.8	1.8 r	1.9 r	1.8 r	1.6 r	1.4 r
Australia	193	98.6	22.1 r	20.9 r	20.8 r	33.5 r	23.4 r	78.1	9.7 r	8.0 r	8.5 r	53.4 r	8.2 r
Canada	156	618.8	107.5 r	156.3 r	116.4 r	215.0 r	131.1 r	47.8	12.7 r	13.5 r	27.6 r	3.1 r	3.7 r
China,P.R.: Hong Kong	532	201.6	55.1 r	51.2 r	57.6 r	48.7 r	44.1 r	621.9	139.9 r	145.0 r	165.5 r	149.3 r	162.0 r
China,P.R.: Macao	546	0.6	0.2 r	0.3 r	0.1 r	0.1 r	0.0 r	0.6	0.4 r	0.0 r	0.2 r	0.4 r
Czech Republic	935	60.6	9.9 r	17.4 r	12.9 r	15.1 r	15.2 r	0.3	0.1 r	0.1 r	0.1 r	0.1 r	0.1 r
Denmark	128	72.4	6.6 r	14.0 r	12.8 r	26.3 r	19.3 r	126.2	10.0 r	43.2 r	31.7 r	41.7 r	9.6 r
Iceland	176	0.5	0.1 r	0.1 r	0.1 r	0.2 r	0.1 r	0.0	0.0 r	0.0 r
Israel	436	7.3	1.3 r	1.9 r	1.9 r	1.9 r	1.7 r	0.2	0.7 r	0.1 r	0.1 r
Japan	158	717.8	147.8 r	203.6 r	143.5 r	216.8 r	153.9 r	409.4	133.7 r	91.0 r	95.9 r	99.4 r	123.1 r
Korea, Republic of	542	150.1	27.8 r	39.1 r	35.0 r	43.9 r	32.1 r	404.3	117.6 r	105.7 r	98.5 r	97.9 r	102.2 r
New Zealand	196	8.9	1.9 r	1.9 r	1.6 r	2.7 r	2.7 r	3.7	0.8 r	0.9 r	1.4 r	0.8 r	0.5 r
Norway	142	20.0	3.5 r	4.8 r	4.3 r	6.3 r	4.6 r	0.1	0.1 r	0.0 r	0.0 r	0.0 r	0.0 r
San Marino	135	0.1	0.0 r	0.0 r	0.0 r	0.0 r	0.0 r
Singapore	576	516.1	15.7 r	108.7 r	271.5 r	123.8 r	12.1 r	373.8	132.6 r	105.8 r	101.6 r	74.0 r	92.4 r
Sweden	144	51.8	11.0 r	13.8 r	12.8 r	14.9 r	10.3 r	5.4	2.4 r	0.9 r	1.1 r	1.4 r	2.0 r
Switzerland	146	75.9	5.5 r	16.2 r	38.7 r	13.6 r	7.5 r	6.6	1.3 r	1.8 r	1.8 r	1.9 r	1.0 r
Taiwan Prov.of China	528	37.9	8.4 r	12.7 r	7.0 r	9.3 r	8.8 r	529.2	125.9 r	130.3 r	132.7 r	134.8 r	131.3 r
United Kingdom	112	833.4	252.4 r	201.5 r	218.8 r	227.6 r	185.4 r	28.8	9.8 r	9.6 r	6.5 r	6.1 r	6.6 r
United States	111	2,020.4	495.8 r	507.1 r	460.8 r	584.8 r	467.8 r	211.5	59.3 r	57.0 r	55.7 r	50.4 r	48.4 r
Emerg. & Dev. Economies	200	1,911.5	363.3	459.8	548.7	535.2	367.9	8,125.2	2,055.2	1,887.4	2,091.2	1,935.0	2,211.6
Emerg. & Dev. Asia	505	1,437.0	269.8	362.5	376.5	420.6	277.4	8,008.9	2,025.7	1,857.0	2,061.9	1,908.3	2,181.7
Bangladesh	513	1.5	0.3 r	0.4 r	0.3 r	0.4 r	0.3 r	5.5	1.3 r	1.2 r	1.4 r	1.3 r	1.5 r
Brunei Darussalam	516	2.0	0.4 r	0.5 r	0.5 r	0.6 r	0.5 r	0.0	0.0 r	0.0 r	0.0 r	0.0 r	0.0 r
China,P.R.: Mainland	924	520.8	96.8 r	100.8 r	136.5 r	154.2 r	129.2 r	4,046.9	1,017.7 r	908.0 r	1,098.0 r	985.5 r	1,055.3 r
Fiji	819	1.2	0.3 r	0.3 r	0.3 r	0.3 r	0.3 r	0.1	0.0 r	0.0 r	0.0 r	0.0 r	0.0 r
F.T. New Caledonia	839	0.1	0.0 r	0.0 r	0.0 r	0.0 r	0.0 r
Guam	829	0.1	0.0 r	0.0 r	0.0 r	0.0 r	0.0 r
India	534	10.0	4.5 r	3.8 r	1.4 r	2.9 r	1.9 r	85.7	28.0 r	28.6 r	17.2 r	18.3 r	21.7 r
Indonesia	536	17.4	4.1 r	4.5 r	4.0 r	5.1 r	3.8 r	499.0	90.7 r	103.7 r	136.0 r	124.2 r	135.1 r
Lao People's Dem.Rep	544	5.9	1.3 r	1.5 r	1.3 r	1.7 r	1.3 r	21.3	5.3 r	4.9 r	5.6 r	5.2 r	5.7 r
Malaysia	548	127.4	42.8 r	31.6 r	26.0 r	39.8 r	29.9 r	196.3	47.9 r	67.5 r	45.1 r	39.9 r	43.8 r
Maldives	556	0.1	0.0 r	0.0 r	0.0 r	0.0 r	0.0 r
Myanmar	518	1.6	0.4 r	0.4 r	0.4 r	0.5 r	0.4 r	3.5	0.9 r	0.8 r	0.9 r	0.9 r	0.9 r
Papua New Guinea	853	0.1	0.0 r	0.0 r	0.0 r	0.0 r	0.0 r
Philippines	566	34.4	7.2 r	8.6 r	7.9 r	10.2 r	7.8 r	12.1	3.1 r	2.8 r	3.2 r	2.9 r	3.2 r
Sri Lanka	524	0.1	0.2 r	0.1 r	0.0 r	0.0 r	0.0 r	5.5	1.1 r	1.3 r	1.0 r	1.5 r	1.7 r
Thailand	578	512.0	66.4 r	159.7 r	151.6 r	144.9 r	55.8 r	1,452.0	422.0 r	359.9 r	312.7 r	319.0 r	460.5 r

Cambodia (522)

In Millions of U.S. Dollars

		Exports (FOB)						Imports (CIF)					
		2016	2015Q4	2016Q1	2016Q2	2016Q3	2016Q4	2016	2015Q4	2016Q1	2016Q2	2016Q3	2016Q4
Vietnam	582	200.6	44.7 r	49.9 r	45.8 r	59.3 r	45.6 r	1,015.4	242.6 r	226.5 r	265.6 r	248.1 r	275.2 r
Asia n.s.	598	1.6	0.4 r	0.4 r	0.4 r	0.5 r	0.4 r	665.6	165.2 r	151.7 r	175.2 r	161.5 r	177.2 r
Europe	170	219.4	33.1	34.1	111.9	44.6	28.8	21.6	6.6	8.3	4.9	4.0	4.4
Emerg. & Dev. Europe	903	173.2	23.8	22.8	101.7	29.8	18.9	17.6	5.1	7.7	4.1	2.5	3.4
Bulgaria	918	6.1	2.2 r	1.8 r	0.9 r	1.3 r	2.1 r	0.1	0.0 r	0.0 r	0.0 r	0.0 r	0.0 r
Croatia	960	5.0	1.2 r	1.4 r	1.3 r	1.4 r	1.0 r	0.0 r
Hungary	944	5.7	1.4 r	1.5 r	1.4 r	1.4 r	1.4 r	0.2	0.1 r	0.0 r	0.0 r	0.0 r	0.1 r
Poland	964	129.3	10.6 r	10.8 r	91.7 r	17.8 r	9.0 r	7.6	2.9 r	3.7 r	1.9 r	0.8 r	1.2 r
Romania	968	5.4	1.7 r	1.7 r	1.4 r	1.7 r	0.6 r	0.1	0.0 r	0.1 r	0.0 r	0.0 r	0.0 r
Serbia, Republic of	942	2.1	0.4 r	0.5 r	0.4 r	0.7 r	0.5 r	0.0	0.0 r	0.0 r	0.0 r	0.0 r
Turkey	186	19.6	6.3 r	5.1 r	4.7 r	5.5 r	4.3 r	9.6	2.1 r	3.9 r	2.1 r	1.6 r	2.0 r
CIS	901	46.1	9.3	11.3	10.1	14.8	9.9	4.0	1.4	0.7	0.8	1.5	0.9
Belarus	913	0.2	0.0 r	0.1 r	0.0 r	0.1 r	0.1 r	0.3	0.6 r	0.0 r	0.1 r	0.1 r
Kazakhstan	916	0.0	0.0 r	0.0 r	0.0 r	0.0 r	0.0 r	0.4	0.1 r	0.1 r	0.1 r	0.1 r	0.1 r
Russian Federation	922	42.8	8.7 r	10.5 r	9.6 r	13.9 r	8.9 r	1.7	0.5 r	0.6 r	0.2 r	0.4 r	0.6 r
Ukraine	926	3.0	0.6 r	0.7 r	0.5 r	0.9 r	0.9 r	1.6	0.2 r	0.0 r	0.4 r	0.9 r	0.2 r
Mid East, N Africa, Pak	440	77.0	17.5	19.2	17.6	22.7	17.5	58.8	14.7	13.4	15.5	14.3	15.7
Algeria	612	0.1	0.0 r	0.0 r	0.0 r	0.0 r	0.0 r	0.1	0.0 r	0.0 r	0.0 r	0.0 r	0.0 r
Bahrain, Kingdom of	419	0.1	0.0 r	0.0 r	0.0 r	0.0 r	0.0 r	0.0	0.0 r	0.0 r	0.0 r	0.0 r	0.0 r
Egypt	469	2.4	0.6 r	0.6 r	0.6 r	0.7 r	0.6 r
Iran, I.R. of	429	0.0	0.0 r	0.0 r	0.0 r	0.0 r	0.0 r	0.2	0.1 r	0.1 r	0.1 r	0.1 r	0.1 r
Iraq	433	0.5	0.1 r	0.1 r	0.1 r	0.1 r	0.1 r	0.0	0.0 r	0.0 r	0.0 r	0.0 r	0.0 r
Jordan	439	0.4	0.3 r	0.1 r	0.1 r	0.0 r	0.1 r	0.0	0.0 r	0.0 r	0.0 r	0.0 r	0.0 r
Kuwait	443	0.4	0.1 r	0.1 r	0.1 r	0.1 r	0.1 r	0.0	0.0 r	0.0 r	0.0 r	0.0 r	0.0 r
Lebanon	446	0.4	0.1 r	0.1 r	0.1 r	0.1 r	0.1 r	0.0	0.0 r	0.0 r
Libya	672	2.2	0.5 r	0.6 r	0.5 r	0.7 r	0.5 r
Morocco	686	0.3	0.1 r	0.1 r	0.1 r	0.1 r	0.1 r	0.1 r
Oman	449	0.1	0.0 r	0.0 r	0.0 r	0.0 r	0.0 r	0.0	0.0 r	0.0 r	0.0 r	0.0 r	0.0 r
Pakistan	564	1.7	0.4 r	0.4 r	0.4 r	0.5 r	0.4 r	38.8	9.6 r	8.9 r	10.2 r	9.4 r	10.3 r
Qatar	453	0.1	0.0 r	0.0 r	0.0 r	0.0 r	0.0 r	1.3	0.3 r	0.3 r	0.4 r	0.3 r	0.4 r
Saudi Arabia	456	0.4	0.1 r	0.1 r	0.1 r	0.1 r	0.1 r	2.3	0.6 r	0.5 r	0.6 r	0.6 r	0.6 r
Sudan	732	0.0	0.0 r	0.0 r	0.0 r	0.0 r	0.0 r	0.1	0.0 r	0.0 r	0.0 r	0.0 r	0.0 r
United Arab Emirates	466	67.9	15.1 r	16.9 r	15.5 r	20.1 r	15.4 r	15.7	3.9 r	3.6 r	4.1 r	3.8 r	4.2 r
Yemen, Republic of	474	0.1	0.0 r	0.0 r	0.0 r	0.0 r	0.0 r
Sub-Saharan Africa	603	36.7	8.8	9.2	8.3	10.5	8.7	13.0	3.0	3.6	3.5	3.1	2.8
Angola	614	0.3	0.1 r	0.1 r	0.1 r	0.1 r	0.1 r	0.0	0.0 r	0.0 r	0.0 r	0.0 r	0.0 r
Benin	638	0.4	0.1 r	0.1 r	0.1 r	0.1 r	0.1 r	0.1	0.0 r	0.0 r	0.0 r	0.0 r	0.0 r
Burkina Faso	748	0.1	0.0 r	0.0 r	0.0 r	0.0 r	0.0 r
Central African Rep.	626	9.5	2.1 r	2.4 r	2.2 r	2.8 r	2.2 r
Côte d'Ivoire	662	0.2	0.0 r	0.0 r	0.0 r	0.0 r	0.0 r
Ethiopia	644	0.2	0.0 r	0.0 r	0.0 r	0.0 r	0.0 r	0.0	0.0 r	0.0 r	0.0 r	0.0 r	0.0 r
Gabon	646	3.3	0.7 r	0.8 r	0.8 r	1.0 r	0.8 r	0.9	0.2 r	0.2 r	0.2 r	0.2 r	0.3 r
Ghana	652	0.7	0.2 r	0.2 r	0.2 r	0.2 r	0.2 r	0.7	0.2 r	0.2 r	0.2 r	0.2 r	0.2 r
Guinea	656	0.1	0.0 r	0.0 r	0.0 r	0.0 r	0.0 r	0.0	0.0 r	0.0 r	0.0 r	0.0 r	0.0 r
Kenya	664	0.1	0.0 r	0.0 r	0.0 r	0.0 r	0.0 r	0.0	0.0 r	0.0 r	0.0 r	0.0 r	0.0 r
Lesotho	666	0.2	0.0 r	0.0 r	0.0 r	0.0 r	0.0 r
Madagascar	674	0.1	0.0 r	0.0 r	0.0 r	0.0 r	0.0 r
Malawi	676	1.1	0.2 r	0.2 r	0.3 r	0.3 r	0.3 r
Mali	678	0.1	0.0 r	0.0 r	0.0 r	0.0 r	0.0 r	0.9	0.2 r	0.2 r	0.2 r	0.2 r	0.2 r
Mauritius	684	0.1	0.0 r	0.0 r	0.0 r	0.0 r	0.0 r	0.0	0.0 r	0.0 r	0.0 r	0.0 r	0.0 r
Mozambique	688	0.0	0.0 r	0.0 r	0.0 r	0.0 r	0.0 r	1.1	0.3 r	0.3 r	0.3 r	0.3 r	0.3 r
Namibia	728	0.1	0.0 r	0.0 r	0.0 r	0.0 r	0.0 r
Nigeria	694	0.0	0.0 r	0.0 r	0.0 r	0.0 r	0.0 r	0.1	0.0 r	0.0 r	0.0 r	0.0 r	0.0 r
Senegal	722	0.0	0.1 r	0.0 r	0.0 r	0.0 r	0.0 r	0.0	0.0 r	0.0 r	0.0 r	0.0 r	0.0 r
Sierra Leone	724	1.8	0.4 r	0.4 r	0.5 r	0.4 r	0.5 r
South Africa	199	16.7	4.3 r	4.2 r	3.7 r	4.6 r	4.2 r	3.4	0.5 r	1.5 r	0.8 r	0.8 r	0.3 r
Swaziland	734	0.1	0.0 r	0.0 r	0.0 r	0.0 r	0.0 r	2.5	0.6 r	0.6 r	0.7 r	0.6 r	0.7 r
Tanzania	738	4.4	1.0 r	1.1 r	1.0 r	1.3 r	1.0 r	0.0	0.0 r	0.0 r	0.0 r	0.0 r	0.0 r
Zambia	754	0.0	0.0 r	0.0 r	0.0 r	0.0 r	0.0 r	0.2	0.2 r	0.2 r
Zimbabwe	698	0.1	0.0 r	0.0 r	0.0 r	0.0 r	0.0 r	0.1	0.0 r	0.0 r	0.0 r	0.0 r	0.0 r

Cambodia (522)

In Millions of U.S. Dollars

		Exports (FOB)						Imports (CIF)					
		2016	2015Q4	2016Q1	2016Q2	2016Q3	2016Q4	2016	2015Q4	2016Q1	2016Q2	2016Q3	2016Q4
Western Hemisphere	205	141.4	34.2	34.8	34.4	36.8	35.4	22.9	5.3	5.1	5.4	5.4	7.1
Antigua and Barbuda	311	0.2	0.0 r	0.0 r	0.0 r	0.0 r	0.0 r
Argentina	213	7.3	1.8 r	1.8 r	1.8 r	1.8 r	1.8 r	5.5	1.4 r	1.4 r	1.4 r	1.4 r	1.4 r
Belize	339	0.1	0.0 r	0.0 r	0.0 r	0.0 r	0.0 r
Bolivia	218	0.4	0.0 r	0.1 r	0.1 r	0.2 r	0.1 r
Brazil	223	12.8	3.2 r	3.0 r	2.9 r	3.6 r	3.4 r	6.5	1.2 r	1.0 r	1.3 r	1.3 r	2.9 r
Chile	228	23.7	4.8 r	5.7 r	5.8 r	5.7 r	6.5 r	0.7	0.1 r	0.3 r	0.1 r	0.2 r	0.2 r
Colombia	233	8.0	1.5 r	2.0 r	1.8 r	2.4 r	1.8 r	0.4	0.1 r	0.1 r	0.1 r	0.1 r	0.1 r
Costa Rica	238	1.0	0.2 r	0.3 r	0.2 r	0.3 r	0.2 r
Dominica	321	0.1	0.0 r	0.0 r	0.0 r	0.0 r	0.0 r
Dominican Republic	243	0.0	0.0 r	0.0 r	0.0 r	0.0 r	0.0 r	0.1	0.0 r	0.0 r	0.0 r	0.0 r	0.0 r
Ecuador	248	0.6	0.2 r	0.1 r	0.1 r	0.2 r	0.1 r
El Salvador	253	0.3	0.2 r	0.1 r	0.1 r	0.1 r	0.0 r
Guatemala	258	0.3	0.1 r	0.1 r	0.1 r	0.1 r	0.1 r	0.0	0.0 r	0.0 r	0.0 r	0.0 r	0.0 r
Haiti	263	0.3	0.1 r	0.1 r	0.1 r	0.1 r	0.1 r	0.0	0.0 r	0.0 r	0.0 r	0.0 r	0.0 r
Mexico	273	59.9	15.0 r	15.0 r	15.0 r	15.0 r	15.0 r	4.9	1.2 r	1.2 r	1.2 r	1.2 r	1.2 r
Nicaragua	278	0.4	0.1 r	0.1 r	0.1 r	0.1 r	0.1 r	1.1	0.3 r	0.3 r	0.3 r	0.3 r	0.3 r
Panama	283	12.3	3.8 r	3.1 r	3.1 r	3.1 r	3.1 r	0.0	0.0 r	0.0 r	0.0 r	0.0 r	0.0 r
Paraguay	288	0.7	0.2 r	0.2 r	0.2 r	0.2 r	0.2 r
Peru	293	9.8	2.2 r	2.4 r	2.2 r	2.9 r	2.2 r	3.5	0.9 r	0.8 r	0.9 r	0.9 r	0.9 r
Uruguay	298	2.4	0.5 r	0.6 r	0.6 r	0.7 r	0.6 r
Venezuela, Rep. Bol.	299	0.7	0.2 r	0.2 r	0.2 r	0.2 r	0.2 r
Other Countries n.i.e	910	0.9	0.2	0.2	0.2	0.3	0.2	1.1	0.3	0.2	0.3	0.3	0.3
Korea, Dem. People's Rep.	954	0.9	0.2 r	0.2 r	0.2 r	0.3 r	0.2 r	1.0	0.3 r	0.2 r	0.3 r	0.2 r	0.3 r
Countries & Areas n.s.	898	34.4	7.7 r	8.6 r	7.9 r	10.2 r	7.8 r	46.9	11.6 r	10.7 r	12.3 r	11.4 r	12.5 r
Memorandum Items													
Africa	605	37.1	8.9	9.3	8.4	10.6	8.8	13.1	3.1	3.7	3.5	3.1	2.8
Middle East	405	74.9	17.0	18.7	17.1	22.1	17.0	19.8	4.9	4.5	5.2	4.8	5.3
European Union	998	3,773.0	842.3	938.2	917.7	1,083.4	833.8	590.7	113.6	133.5	138.1	131.2	187.9
Export earnings: fuel	080	130.1	27.8	32.2	29.5	39.7	28.7	23.3	5.9	5.5	5.9	5.6	6.4
Export earnings: nonfuel	092	9,912.7	2,061.4	2,482.2	2,507.5	2,866.2	2,056.8	11,419.9	2,906.6	2,681.9	2,923.5	2,736.7	3,077.8

Cameroon (622)

In Millions of U.S. Dollars

		Exports (FOB)						Imports (CIF)					
		2016	2015Q4	2016Q1	2016Q2	2016Q3	2016Q4	2016	2015Q4	2016Q1	2016Q2	2016Q3	2016Q4
IFS World	
World	001	3,199.1	772.6	694.2	869.0	888.6	747.3	5,662.8	1,430.5	1,281.2	1,531.5	1,455.3	1,394.9
Advanced Economies	110	1,854.5	395.9	397.8	493.9	536.0	426.7	2,192.1	517.5	494.5	604.3	570.1	523.1
Euro Area	163	1,687.0	324.5	349.6	455.1	493.7	388.6	1,551.7	358.8	339.1	444.0	394.9	373.7
Austria	122	0.6	0.1 r	0.1 r	0.2 r	0.2 r	0.1 r	10.2	2.6 r	1.1 r	1.4 r	5.5 r	2.1 r
Belgium	124	100.0	27.8 r	22.1 r	22.6 r	25.4 r	30.0 r	194.2	47.4 r	48.9 r	50.2 r	47.8 r	47.3 r
Cyprus	423	0.1	0.0 r	0.0 r	0.0 r	0.0 r	0.0 r	0.5	0.5 r	0.0 r	0.0 r	0.0 r	0.4 r
Estonia	939	0.1	0.1 r	0.1 r	3.2	0.4 r	0.7 r	0.8 r	0.8 r	0.9 r
Finland	172	0.9	0.2 r	0.1 r	0.3 r	0.3 r	0.2 r	30.4	2.8 r	2.7 r	19.0 r	5.4 r	3.3 r
France	132	188.4	40.4 r	40.0 r	43.5 r	43.2 r	61.6 r	630.6	152.8 r	140.6 r	193.8 r	146.5 r	149.8 r
Germany	134	34.6	10.9 r	10.7 r	7.7 r	8.2 r	7.9 r	193.2	41.5 r	45.0 r	43.1 r	60.4 r	44.7 r
Greece	174	3.1	0.4 r	0.6 r	0.8 r	1.0 r	0.7 r	27.1	3.9 r	3.3 r	14.2 r	6.2 r	3.4 r
Ireland	178	8.3	1.7 r	2.8 r	2.4 r	1.6 r	1.6 r	26.5	6.5 r	7.1 r	5.3 r	9.4 r	4.7 r
Italy	136	353.0	39.9 r	61.0 r	97.5 r	117.7 r	76.8 r	140.9	30.7 r	26.9 r	36.4 r	36.3 r	41.3 r
Latvia	941	0.1	0.0 r	0.0 r	0.0 r	0.0 r	0.0 r	0.0	0.0 r	0.0 r	0.0 r	0.0 r	0.0 r
Lithuania	946	0.0	0.0 r	0.0 r	1.4	0.3 r	0.1 r	0.2 r	0.9 r	0.2 r
Malta	181	10.7	4.6 r	0.0 r	0.3 r	10.4 r	3.6	0.2 r	2.9 r	0.5 r	0.1 r	0.2 r
Netherlands	138	671.9	80.1 r	85.3 r	226.0 r	196.3 r	164.3 r	116.5	20.8 r	22.2 r	26.6 r	32.3 r	35.4 r
Portugal	182	101.7	101.9 r	39.1 r	5.2 r	52.8 r	4.5 r	25.6	7.2 r	4.5 r	6.2 r	7.3 r	7.6 r
Slovak Republic	936	0.0	0.0 r	0.0 r	4.4	0.4 r	0.2 r	0.9 r	1.2 r	2.1 r
Slovenia	961	0.4	0.3 r	0.0 r	0.1 r	0.1 r	0.1 r	1.1	0.5 r	0.3 r	0.3 r	0.4 r	0.2 r
Spain	184	213.2	16.1 r	87.7 r	48.4 r	46.8 r	30.3 r	142.3	40.4 r	32.8 r	45.1 r	34.3 r	30.2 r
Australia	193	0.1	0.0 r	0.0 r	0.0 r	0.0 r	0.1 r	3.3	3.0 r	1.3 r	1.1 r	0.0 r	0.9 r
Canada	156	2.8	0.6 r	0.8 r	0.6 r	0.8 r	0.5 r	45.6	12.6 r	8.3 r	15.3 r	9.6 r	12.4 r
China,P.R.: Hong Kong	532	0.7	0.1 r	0.1 r	0.1 r	0.4 r	0.1 r	16.0	4.7 r	2.0 r	2.4 r	6.9 r	4.7 r
Czech Republic	935	18.6	5.5 r	3.8 r	4.9 r	4.9 r	5.0 r
Denmark	128	5.1	2.4 r	1.6 r	1.4 r	1.1 r	1.1 r	6.6	1.8 r	1.5 r	1.9 r	1.8 r	1.5 r
Iceland	176	0.1	0.0 r	0.0 r	0.0 r	0.0 r	0.1 r
Israel	436	0.6	0.1 r	0.1 r	0.1 r	0.2 r	0.1 r	2.0	0.6 r	0.2 r	0.7 r	0.7 r	0.4 r
Japan	158	1.2	0.3 r	0.2 r	0.6 r	0.2 r	0.2 r	162.2	37.9 r	36.2 r	50.4 r	37.9 r	37.7 r
Korea, Republic of	542	0.0	0.5 r	0.0 r	0.0 r	0.0 r	0.0 r	40.1	13.3 r	13.5 r	12.9 r	7.6 r	6.1 r
New Zealand	196	0.2	0.1 r	0.0 r	0.0 r	0.1 r	0.0 r	17.1	3.9 r	9.6 r	2.6 r	0.8 r	4.1 r
Norway	142	0.1	0.1 r	0.1 r	0.0 r	0.0 r	0.1 r	2.4	0.4 r	0.6 r	1.4 r	0.2 r	0.2 r
Singapore	576	9.4	3.0 r	1.8 r	2.6 r	2.0 r	2.9 r	11.4	3.7 r	2.9 r	3.4 r	1.9 r	3.1 r
Sweden	144	0.0	0.0 r	0.0 r	0.0 r	0.0 r	0.0 r	27.1	10.8 r	6.3 r	3.5 r	2.5 r	14.7 r
Switzerland	146	0.4	0.0 r	0.0 r	0.3 r	0.0 r	0.0 r	23.0	4.2 r	4.7 r	8.2 r	4.4 r	5.8 r
Taiwan Prov.of China	528	0.6	0.4 r	0.1 r	0.2 r	0.1 r	0.1 r	11.0	3.5 r	1.1 r	3.0 r	2.6 r	4.2 r
United Kingdom	112	52.1	47.8 r	25.1 r	9.5 r	9.2 r	8.3 r	69.9	20.3 r	17.8 r	17.9 r	17.7 r	16.6 r
United States	111	94.1	15.9 r	18.2 r	23.3 r	28.0 r	24.6 r	183.9	32.3 r	45.5 r	30.7 r	75.9 r	31.9 r
Emerg. & Dev. Economies	200	1,344.4	376.6	296.3	375.1	352.5	320.5	3,470.6	913.0	786.6	927.1	885.1	871.7
Emerg. & Dev. Asia	505	840.7	253.6	175.1	238.4	224.0	203.2	1,557.0	403.5	363.0	409.0	383.6	401.4
Bangladesh	513	62.1	14.9 r	14.3 r	16.4 r	17.5 r	13.9 r	0.2 r
Cambodia	522	0.1	0.0 r	0.0 r	0.0 r	0.0 r	0.0 r
China,P.R.: Mainland	924	255.5	69.7 r	52.7 r	87.3 r	79.7 r	35.8 r	1,019.0	260.1 r	199.7 r	286.9 r	277.4 r	255.1 r
India	534	361.6	119.3 r	63.0 r	91.6 r	86.2 r	120.8 r	161.6	37.4 r	46.4 r	32.2 r	34.9 r	48.2 r
Indonesia	536	12.4	1.9 r	2.7 r	3.3 r	3.5 r	2.8 r	53.1	6.7 r	9.2 r	15.4 r	15.1 r	13.5 r
Malaysia	548	64.9	26.7 r	22.7 r	17.5 r	13.8 r	10.9 r	21.5	6.0 r	3.4 r	7.7 r	5.4 r	5.0 r
Myanmar	518	3.9 e	1.1 e	1.0 e	0.9 e	0.9 e	1.1 e	0.0	0.0 r	0.0 r	0.0 r	0.0 r	0.0 r
Papua New Guinea	853	0.0	0.0 r	0.0 r	0.0 r	0.0 r	0.0 r	0.9	0.2 r	0.2 r	0.2 r	0.2 r	0.2 r
Philippines	566	0.7	0.1 r	0.2 r	0.2 r	0.2 r	0.2 r	2.8	1.8 r	0.6 r	0.8 r	0.8 r	0.7 r
Sri Lanka	524	0.0	0.0 r	0.0 r	0.0 r	0.1	0.0 r	0.0 r	0.0 r	0.0 r	0.0 r
Thailand	578	2.1	1.3 r	0.7 r	0.8 r	0.3 r	0.2 r	261.3	81.9 r	95.9 r	55.8 r	39.9 r	69.8 r
Vietnam	582	77.5	18.7 r	17.8 r	20.4 r	21.8 r	17.4 r	35.4	8.9 r	7.5 r	9.7 r	9.6 r	8.7 r
Asia n.s.	598	1.0	0.3 r	0.2 r	0.3 r	0.3 r	0.2 r
Europe	170	61.4	11.9	19.4	22.2	8.6	11.2	224.6	60.4	52.1	58.8	59.1	54.6
Emerg. & Dev. Europe	903	31.8	7.9	6.2	7.6	7.3	10.7	130.7	45.1	32.6	34.6	31.9	31.6
Albania	914	0.1	0.0 r	0.0 r	0.0 r	0.0 r	0.0 r	0.2	0.0 r	0.0 r	0.0 r	0.0 r	0.0 r
Bosnia and Herzegovina	963	0.1	0.0 r	0.0 r	0.0 r	0.0 r	0.0 r
Bulgaria	918	0.2	0.0 r	0.0 r	0.1 r	0.0 r	0.0 r	5.0	0.6 r	1.5 r	2.0 r	0.1 r	1.4 r
Croatia	960	0.3	0.1 r	0.1 r	0.1 r	0.1 r	0.1 r	0.6	0.1 r	0.1 r	0.1 r	0.2 r	0.3 r

Cameroon (622)

In Millions of U.S. Dollars

		Exports (FOB)						Imports (CIF)					
		2016	2015Q4	2016Q1	2016Q2	2016Q3	2016Q4	2016	2015Q4	2016Q1	2016Q2	2016Q3	2016Q4
Faroe Islands	816	0.1 e	0.0 e	0.0 e	0.0 e	0.0 e	0.0 e
Hungary	944	11.1	7.8 r	2.8 r	4.1 r	1.7 r	2.4 r
Macedonia, FYR	962	0.1 e	0.0 e	0.0 e	0.0 e	0.0 e	0.0 e	0.0	0.0 r	0.0 r	0.0 r	0.0 r	0.0 r
Montenegro	943	0.1 e	0.0 e	0.1 e
Poland	964	1.9	0.9 r	0.4 r	0.5 r	0.6 r	0.4 r	20.9	7.7 r	5.8 r	6.8 r	3.6 r	4.7 r
Romania	968	0.9	0.1 r	0.1 r	0.2 r	0.3 r	0.4 r	11.9	1.2 r	1.1 r	2.1 r	4.7 r	4.0 r
Serbia, Republic of	942	1.0	0.2 r	0.3 r	0.3 r	0.2 r	0.2 r	3.1	3.2 r	0.0 r	1.1 r	2.1 r	0.0 r
Turkey	186	27.2	6.6 r	5.3 r	6.5 r	6.0 r	9.5 r	77.8	24.5 r	21.2 r	18.4 r	19.4 r	18.8 r
CIS	901	29.6	4.0	13.2	14.6	1.2	0.5	93.9	15.3	19.5	24.2	27.2	23.0
Armenia	911	0.0 e	0.1 e	0.0 e	0.0	0.0 r	0.0 r	0.0 r	0.0 r	0.0 r
Azerbaijan, Rep. of	912	0.1	0.0 r	0.0 r	0.0 r	0.0 r	0.0 r
Belarus	913	27.1 e	3.2 e	12.8 e	13.9 e	0.5 e
Georgia	915	1.0	0.2 r	0.2 r	0.2 r	0.2 r	0.2 r
Moldova	921	0.0 e	3.2	0.7 r	0.9 r	0.9 r	0.8 r
Russian Federation	922	2.3	0.7 r	0.4 r	0.7 r	0.7 r	0.5 r	89.7	15.0 r	18.6 r	23.1 r	26.0 r	21.9 r
Uzbekistan	927	0.1	0.0 r	0.0 r	0.0 r	0.0 r
Mid East, N Africa, Pak	440	28.2	7.2	6.7	7.4	7.5	6.5	270.2	75.1	58.7	74.7	71.8	64.9
Algeria	612	4.7	1.1 r	1.1 r	1.2 r	1.3 r	1.1 r	1.4	0.4 r	0.3 r	0.4 r	0.4 r	0.4 r
Bahrain, Kingdom of	419	4.4	1.1 r	1.0 r	1.2 r	1.2 r	1.0 r	0.0	0.0 r	0.0 r	0.0 r	0.0 r	0.0 r
Djibouti	611	0.1	0.0 r	0.0 r	0.0 r	0.0 r	0.0 r
Egypt	469	0.4	0.3 r	0.1 r	0.1 r	0.1 r	0.1 r	23.3	5.3 r	4.9 r	6.4 r	6.3 r	5.7 r
Iran, I.R. of	429	0.1	0.0 r	0.0 r	0.0 r	0.0 r	0.0 r	1.3	0.3 r	0.3 r	0.4 r	0.4 r	0.3 r
Iraq	433	0.2	0.0 r	0.0 r	0.0 r	0.1 r	0.0 r
Jordan	439	0.1	0.0 r	0.0 r	0.0 r	0.0 r	2.2	0.5 r	0.5 r	0.7 r	0.5 r	0.5 r
Kuwait	443	0.2	0.0 r	0.0 r	0.0 r	0.0 r	0.0 r	0.3	0.1 r	0.1 r	0.1 r	0.1 r	0.1 r
Lebanon	446	2.8	1.3 r	0.8 r	0.8 r	0.4 r	0.8 r	6.5	1.5 r	1.7 r	2.1 r	0.9 r	1.8 r
Libya	672	0.2	0.1 r	0.0 r	0.1 r	0.1 r	0.0 r	3.5	0.9 r	0.7 r	1.0 r	1.0 r	0.9 r
Mauritania	682	0.3	0.1 r	0.1 r	0.1 r	0.1 r	0.1 r	66.1	17.8 r	14.5 r	18.2 r	17.7 r	15.7 r
Morocco	686	2.9	0.4 r	0.7 r	0.8 r	0.8 r	0.7 r	72.2	24.4 r	15.9 r	19.9 r	19.3 r	17.1 r
Oman	449	0.1	0.0 r	0.0 r	0.0 r	0.0 r	0.0 r	1.7	0.4 r	0.4 r	0.5 r	0.5 r	0.4 r
Pakistan	564	1.2	0.3 r	0.3 r	0.3 r	0.3 r	0.3 r	17.5	4.9 r	3.9 r	4.9 r	4.6 r	4.0 r
Qatar	453	0.2	0.0 r	0.0 r	0.1 r	0.1 r	0.0 r	4.2	1.1 r	0.9 r	1.2 r	1.1 r	1.0 r
Saudi Arabia	456	2.5	0.6 r	0.6 r	0.7 r	0.7 r	0.6 r	10.5	2.6 r	2.2 r	2.8 r	2.9 r	2.6 r
Sudan	732	0.3	0.1 r	0.1 r	0.1 r	0.1 r	0.1 r	0.0	0.0 r	0.0 r	0.0 r	0.0 r	0.0 r
United Arab Emirates	466	7.3	1.7 r	1.7 r	1.9 r	2.0 r	1.6 r	59.1	14.9 r	12.5 r	16.1 r	16.1 r	14.5 r
West Bank and Gaza	487	0.2 e	0.0 e	0.0 e	0.1 e	0.1 e	0.0 e
Yemen, Republic of	474	0.1	0.0 r	0.0 r	0.0 r	0.0 r	0.0 r
Sub-Saharan Africa	603	383.0	102.3	87.6	98.5	103.9	93.0	1,248.6	321.4	266.9	344.6	335.2	301.9
Angola	614	1.0	0.2 r	0.2 r	0.3 r	0.3 r	0.2 r	13.3	3.4 r	2.8 r	3.6 r	3.6 r	3.3 r
Benin	638	13.0	3.1 r	3.0 r	3.4 r	3.7 r	2.9 r	1.0	0.3 r	0.2 r	0.3 r	0.3 r	0.2 r
Burkina Faso	748	3.2	0.8 r	0.7 r	0.8 r	0.9 r	0.7 r	0.1	0.0 r	0.0 r	0.0 r	0.0 r	0.0 r
Central African Rep.	626	20.6	5.4 r	4.9 r	5.5 r	5.7 r	4.5 r	0.1	0.0 r	0.0 r	0.0 r	0.0 r	0.0 r
Chad	628	92.7	24.0 r	22.2 r	24.7 r	25.7 r	20.1 r	0.3	0.1 r	0.1 r	0.1 r	0.1 r	0.1 r
Congo, Dem. Rep. of	636	35.3	8.5 r	8.1 r	9.3 r	9.9 r	7.9 r	0.0	0.0 r	0.0 r	0.0 r	0.0 r	0.0 r
Congo, Republic of	634	42.5	10.5 r	9.9 r	11.3 r	11.9 r	9.5 r	18.7	3.3 r	3.2 r	4.8 r	5.4 r	5.2 r
Côte d'Ivoire	662	13.3	3.3 r	3.3 r	3.4 r	3.4 r	3.3 r	73.9	18.6 r	15.6 r	20.2 r	20.0 r	18.1 r
Equatorial Guinea	642	24.1	5.8 r	5.6 r	6.4 r	6.8 r	5.4 r	68.8	17.4 r	14.5 r	18.8 r	18.7 r	16.8 r
Ethiopia	644	0.3	0.1 r	0.1 r	0.1 r	0.1 r	0.1 r	0.0	0.0 r	0.0 r	0.0 r	0.0 r	0.0 r
Gabon	646	43.3	11.0 r	10.3 r	11.5 r	12.1 r	9.5 r	1.6	0.3 r	0.3 r	0.4 r	0.4 r	0.4 r
Gambia, The	648	0.1	0.0 r	0.0 r	0.0 r	0.0 r	0.0 r	0.0	0.0 r	0.0 r	0.0 r	0.0 r	0.0 r
Ghana	652	1.6	0.4 r	0.4 r	0.4 r	0.4 r	0.4 r	3.6	0.9 r	0.8 r	1.0 r	1.0 r	0.9 r
Guinea	656	0.2	0.0 r	0.0 r	0.1 r	0.0 r	0.0	0.0 r	0.0 r	0.0 r	0.0 r
Guinea-Bissau	654	1.5	0.4 r	0.3 r	0.4 r	0.4 r	0.4 r
Kenya	664	0.0	0.0 r	0.0 r	0.0 r	0.0 r	0.0 r	0.7	0.2 r	0.2 r	0.2 r	0.2 r	0.2 r
Liberia	668	4.2	1.0 r	1.0 r	1.1 r	1.2 r	0.9 r
Madagascar	674	0.1	0.0 r	0.0 r	0.0 r	0.0 r	0.0 r	0.0	0.0 r	0.0 r	0.0 r	0.0 r	0.0 r
Mali	678	0.8	0.2 r	0.2 r	0.2 r	0.2 r	0.2 r	0.0	0.0 r	0.0 r	0.0 r	0.0 r	0.0 r
Mauritius	684	5.6	0.7 r	1.3 r	1.5 r	1.6 r	1.3 r	0.0	0.0 r	0.0 r	0.0 r	0.0 r	0.0 r
Mozambique	688	0.3	0.1 r	0.1 r	0.1 r	0.1 r	0.1 r	0.7	0.2 r	0.2 r	0.2 r	0.2 r	0.2 r
Namibia	728	0.1	0.0 r	0.0 r	0.0 r	0.0 r	0.0 r	10.7	2.6 r	2.2 r	2.9 r	2.9 r	2.6 r

Cameroon (622)

In Millions of U.S. Dollars

		Exports (FOB)						Imports (CIF)					
		2016	2015Q4	2016Q1	2016Q2	2016Q3	2016Q4	2016	2015Q4	2016Q1	2016Q2	2016Q3	2016Q4
Nigeria	694	38.2	7.1 r	7.7 r	9.7 r	11.2 r	9.5 r	679.2	171.3 r	143.4 r	185.4 r	184.3 r	166.1 r
Rwanda	714	0.3	0.1 r	0.1 r	0.1 r	0.1 r	0.1 r	0.0	0.0 r	0.0 r	0.0 r	0.0 r	0.0 r
Senegal	722	8.4	4.6 r	1.9 r	2.2 r	2.3 r	1.9 r	10.2	5.9 r	2.3 r	2.8 r	2.7 r	2.4 r
South Africa	199	18.3	11.4 r	2.7 r	2.6 r	2.3 r	10.8 r	108.7	41.5 r	17.2 r	39.3 r	31.0 r	21.3 r
Swaziland	734	0.1	0.0 r	0.0 r	0.0 r	0.0 r	0.0 r
Tanzania	738	0.1	0.0 r	0.0 r	0.0 r	0.0 r	0.0 r	0.0	0.0 r	0.0 r	0.0 r	0.0 r	0.0 r
Togo	742	15.0	3.7 r	3.7 r	3.7 r	3.7 r	3.7 r	253.9	54.9 r	63.3 r	63.6 r	63.6 r	63.5 r
Uganda	746	0.2	0.1 r	0.1 r	0.1 r	0.1 r	0.1 r	0.1	0.0 r	0.0 r	0.0 r	0.0 r	0.0 r
Zambia	754	0.0	0.0 r	0.0 r	0.0 r	0.0 r	0.0 r	1.3	0.1 r	0.3 r	0.4 r	0.3 r	0.3 r
Western Hemisphere	205	31.2	1.5	7.4	8.6	8.5	6.6	170.2	52.6	45.9	40.0	35.4	48.8
Antigua and Barbuda	311	0.1	0.0 r	0.0 r	0.0 r	0.0 r	0.0 r	19.2	4.8 r	4.1 r	5.2 r	5.2 r	4.7 r
Argentina	213	0.3	0.1 r	0.1 r	0.1 r	0.1 r	0.1 r	49.9	12.5 r	12.5 r	12.5 r	12.5 r	12.5 r
Belize	339	2.1	0.5 r	0.4 r	0.6 r	0.6 r	0.5 r
Brazil	223	1.5	1.1 r	0.3 r	0.9 r	0.3 r	0.0 r	65.7	26.9 r	20.0 r	11.9 r	9.8 r	24.1 r
Chile	228	6.1	1.5 r	2.7 r	2.5 r	0.3 r	0.6 r
Colombia	233	0.0	0.0 r	0.0 r	0.0 r	0.0 r	0.0 r	5.2	0.8 r	1.3 r	1.5 r	1.3 r	1.1 r
Costa Rica	238	0.0	0.0 r	0.0 r	0.0 r	0.0 r	0.0 r	7.3	1.9 r	1.6 r	2.0 r	1.9 r	1.7 r
Dominican Republic	243	1.1	0.3 r	0.3 r	0.3 r	0.3 r	0.2 r	0.0	0.0 r	0.0 r	0.0 r	0.0 r	0.0 r
El Salvador	253	0.4 e	0.4 e	0.0 e	0.9	0.1 r	0.2 r	0.2 r	0.2 r	0.2 r
Guatemala	258	4.9	1.2 r	1.0 r	1.3 r	1.3 r	1.2 r
Haiti	263	0.1	0.0 r	0.0 r	0.0 r	0.0 r	0.0 r	0.1	0.0 r	0.0 r	0.0 r	0.0 r	0.0 r
Mexico	273	0.1	0.0 r	0.0 r	0.0 r	0.0 r	0.0 r	6.2	1.5 r	1.5 r	1.5 r	1.5 r	1.5 r
Netherlands Antilles	353	27.4	6.3 r	7.2 r	7.7 r	6.2 r	0.1	0.0 r	0.0 r	0.0 r	0.0 r
Panama	283	0.1	0.0 r	0.0 r	0.0 r	0.0 r	0.0 r
Peru	293	0.0	0.0 r	0.0 r	0.0 r	0.0 r	0.0 r	0.1	0.0 r	0.0 r	0.0 r	0.0 r	0.0 r
Uruguay	298	0.8	0.2 r	0.2 r	0.2 r	0.2 r	0.2 r
Venezuela, Rep. Bol.	299	0.0	0.0 r	0.0 r	0.0 r	0.0 r	0.0 r	1.6	0.4 r	0.3 r	0.4 r	0.4 r	0.4 r
Other Countries n.i.e	910	0.2	0.0	0.0	0.0	0.0	0.0	0.2	0.1	0.0	0.1	0.1	0.0
Korea, Dem. People's Rep.	954	0.2	0.0 r	0.0 r	0.0 r	0.0 r	0.0 r	0.2	0.0 r	0.0 r	0.1 r	0.1 r	0.0 r
Memorandum Items													
Africa	605	391.3	104.0	89.5	100.7	106.3	94.9	1,388.4	364.0	297.6	383.1	372.7	335.0
Middle East	405	18.7	5.3	4.5	5.0	4.9	4.4	112.9	27.6	24.2	31.3	29.7	27.7
European Union	998	1,747.5	375.8	376.9	466.7	505.0	398.9	1,723.5	414.6	379.8	487.3	432.1	424.3
Export earnings: fuel	080	264.3	64.3	61.0	69.8	74.4	59.1	960.4	232.6	201.9	260.6	262.6	235.4
Export earnings: nonfuel	092	2,934.8	708.3	633.2	799.3	814.1	688.1	4,702.4	1,197.9	1,079.3	1,270.9	1,192.7	1,159.5

Canada (156)

In Millions of U.S. Dollars

		Exports (FOB)						Imports (FOB)					
		2016	2015Q4	2016Q1	2016Q2	2016Q3	2016Q4	2016	2015Q4	2016Q1	2016Q2	2016Q3	2016Q4
IFS World		389,400.5	99,013.3	93,484.7	95,740.9	97,517.4	102,654.1	403,874.0	100,064.0	94,535.8	104,053.8	103,983.0	101,666.8
World	001	389,662.6	99,011.3	93,768.3	95,995.3	97,607.6	102,291.4	402,769.7	100,156.8	95,099.0	104,757.7	104,285.4	98,627.6
Advanced Economies	110	346,373.2	87,314.5	83,844.4	85,700.3	86,945.0	89,883.6	286,190.1	71,056.1	67,691.9	75,920.5	73,609.2	68,968.6
Euro Area	163	15,360.9	4,048.0	3,744.9	3,803.0	3,399.8	4,413.2	34,643.2	8,776.7	8,041.9	9,209.4	8,983.2	8,408.7
Austria	122	173.0	30.5	31.7	34.8	51.5	55.0	1,321.8	324.5	312.1	329.9	361.3	318.4
Belgium	124	2,223.8	453.0	607.4	582.1	569.0	465.4	1,674.6	427.7	401.7	409.5	445.5	417.9
Cyprus	423	13.5	2.1	4.2	2.8	2.8	3.6	2.9	0.6	1.3	1.0	0.4	0.3
Estonia	939	15.4	3.4	2.9	6.1	2.6	3.7	126.1	9.2	40.0	11.6	30.6	43.9
Finland	172	505.9	141.3	157.4	107.5	83.6	157.4	639.8	150.7	139.3	169.4	170.3	160.8
France	132	2,576.4	672.3	567.3	651.8	567.0	790.3	4,515.5	1,458.3	1,090.7	1,207.7	1,136.1	1,081.0
Germany	134	3,066.8	783.4	663.5	777.6	754.0	871.8	13,029.9	3,238.7	3,124.4	3,424.0	3,336.8	3,144.7
Greece	174	62.7	24.4	14.7	15.1	11.9	21.0	182.2	48.9	41.2	47.8	40.9	52.3
Ireland	178	375.5	118.8	77.3	108.0	83.9	106.2	1,458.3	327.1	368.7	345.3	356.8	387.6
Italy	136	1,750.3	577.8	556.7	343.7	297.4	552.4	5,695.3	1,452.0	1,346.1	1,461.6	1,443.2	1,444.3
Latvia	941	167.7	3.0	3.1	3.1	5.1	156.5	27.7	14.4	5.7	8.5	6.0	7.5
Lithuania	946	38.5	8.4	10.5	8.0	11.8	8.2	284.2	45.2	29.9	100.4	138.2	15.6
Luxembourg	137	100.9	53.7	31.1	43.1	14.4	12.4	117.4	33.4	27.7	36.4	27.9	25.3
Malta	181	550.9	211.4	128.6	194.9	173.3	54.0	35.0	11.7	9.0	12.9	6.0	7.0
Netherlands	138	2,121.0	679.9	518.6	533.3	481.3	587.9	2,785.3	598.2	432.1	920.1	797.9	635.3
Portugal	182	194.4	49.2	25.2	58.4	25.5	85.2	423.3	102.5	100.8	120.1	106.2	96.2
Slovak Republic	936	32.3	4.4	4.2	14.3	4.9	8.9	393.7	70.4	84.9	107.2	102.9	98.6
Slovenia	961	43.5	12.0	13.5	11.5	3.0	15.5	126.3	30.0	32.3	30.8	32.9	30.3
Spain	184	1,348.3	219.1	327.0	306.9	256.8	457.7	1,804.1	433.3	453.9	465.1	443.3	441.8
Australia	193	1,464.3	429.5	318.4	399.4	390.4	356.0	1,513.7	337.5	383.7	381.0	386.4	362.7
China,P.R.: Hong Kong	532	1,750.2	723.8	495.7	396.7	338.6	519.2	2,218.8	62.1	50.4	52.7	57.8	61.0
China,P.R.: Macao	546	17.5	8.3	4.1	4.6	4.0	4.9	4.5	1.0	1.4	0.8	1.2	1.1
Czech Republic	935	131.5	33.8	22.1	31.8	48.3	29.3	409.4	104.5	101.8	107.1	105.0	95.5
Denmark	128	286.9	67.1	39.4	68.2	117.4	61.9	774.8	158.6	170.6	215.6	188.8	199.8
Iceland	176	57.7	13.6	13.0	17.3	14.9	12.5	61.2	14.7	13.9	16.4	13.8	17.1
Israel	436	311.9	71.2	73.5	105.4	56.1	76.9	974.9	218.2	263.9	259.5	220.7	230.8
Japan	158	8,102.9	1,924.5	1,888.9	1,984.7	2,024.0	2,205.2	11,944.7	2,637.3	2,730.0	3,070.4	3,037.2	3,107.0
Korea, Republic of	542	3,300.5	748.2	703.2	824.2	809.1	963.9	8,010.7	1,368.5	1,527.8	1,592.4	3,575.6	1,314.8
New Zealand	196	351.5	109.6	72.7	78.1	109.1	91.6	501.4	136.2	113.2	135.9	137.8	114.5
Norway	142	1,150.1	378.5	209.2	270.8	310.3	359.8	1,194.4	240.2	275.4	284.6	247.7	386.6
Singapore	576	1,012.1	364.7	268.2	232.3	234.0	277.6	740.5	162.6	175.9	157.7	218.1	188.8
Sweden	144	403.6	66.0	65.6	144.1	117.4	76.4	1,550.1	352.7	375.9	359.9	382.6	431.7
Switzerland	146	976.2	168.9	168.9	153.8	183.6	469.9	3,403.1	902.0	822.7	854.8	805.7	919.9
Taiwan Prov.of China	528	1,195.4	257.9	273.9	263.9	284.4	373.2	3,833.8	1,006.1	939.0	969.5	957.0	968.3
United Kingdom	112	12,911.2	3,200.1	3,278.6	2,630.0	3,959.1	3,043.4	6,217.5	1,463.1	1,390.7	1,560.0	1,789.1	1,477.7
United States	111	297,589.0	74,700.9	72,203.9	74,291.9	74,544.4	76,548.8	210,190.4	53,114.1	50,313.8	56,692.8	52,501.4	50,682.5
Emerg. & Dev. Economies	200	42,966.3	11,595.0	9,869.7	10,222.3	10,583.0	12,291.4	113,368.5	28,256.5	26,591.2	28,028.6	29,886.4	28,862.3
Emerg. & Dev. Asia	505	22,905.0	6,218.1	5,163.1	5,337.0	5,591.2	6,813.7	64,452.6	16,357.7	14,926.9	15,233.6	17,434.0	16,858.2
American Samoa	859	1.1	0.2	0.3	0.2	0.3	0.3	0.9	0.0	0.1	0.0	0.3	0.5
Bangladesh	513	584.9	252.5	140.4	174.1	142.8	127.6	1,222.3	222.9	334.9	295.7	354.2	237.5
Bhutan	514	0.1	0.1	0.0	0.0	0.0	0.0	0.0	0.0	0.0	0.0	0.0	0.0
Brunei Darussalam	516	9.2	0.5	0.5	0.5	7.6	0.6	1.5	0.3	0.3	0.3	0.0	0.9
Cambodia	522	31.4	8.3	8.8	18.1	2.0	2.4	896.8	156.0	226.6	168.7	311.5	190.0
China,P.R.: Mainland	924	15,819.8	4,096.2	3,665.0	3,699.0	3,767.7	4,688.1	48,581.8	12,680.3	11,078.0	11,389.5	13,197.7	12,916.6
Fiji	819	9.1	1.4	0.5	0.6	5.0	2.9	4.7	1.2	0.8	1.5	1.2	1.3
F.T. French Polynesia	887	6.7	1.6	1.6	1.5	2.5	1.2	1.3	0.2	0.3	0.3	0.5	0.2
F.T. New Caledonia	839	32.5	6.5	11.4	5.3	7.9	7.9	0.3	0.2	0.1	0.1	0.1	0.0
Guam	829	2.0	0.4	0.4	0.4	0.7	0.5	0.1	0.1	0.0	0.0	0.0	0.0
India	534	2,933.5	956.8	558.7	597.4	740.1	1,037.3	3,048.7	741.3	739.1	726.8	844.2	738.7
Indonesia	536	1,094.3	287.2	239.1	287.4	287.1	280.6	1,222.7	294.1	300.3	301.5	319.0	301.9
Kiribati	826	0.8	0.0	0.1	0.6	0.0	0.0	0.0	0.0	0.0	0.0	0.0	0.0
Lao People's Dem.Rep	544	8.7	1.3	1.4	1.4	2.4	3.6	19.3	4.1	5.8	4.1	4.9	4.6
Malaysia	548	532.0	131.8	154.3	129.4	115.0	133.3	1,955.7	492.5	487.2	472.0	495.8	500.7
Maldives	556	15.1	4.1	3.0	3.8	2.7	5.6	1.1	0.3	0.2	0.5	0.2	0.3
Mongolia	948	7.5	1.3	2.8	2.0	1.1	1.6	1.4	0.8	0.1	0.4	0.5	0.4
Myanmar	518	28.6	8.0	6.6	5.0	5.7	11.3	62.4	6.1	11.3	14.8	18.5	17.7

Canada (156)

In Millions of U.S. Dollars

		Exports (FOB)						Imports (FOB)					
		2016	2015Q4	2016Q1	2016Q2	2016Q3	2016Q4	2016	2015Q4	2016Q1	2016Q2	2016Q3	2016Q4
Nauru	836	0.0	0.2	0.0	0.1	0.0	0.0	0.0
Nepal	558	7.4	4.2	1.0	1.2	1.2	4.0	10.7	2.8	2.5	2.4	3.2	2.6
Papua New Guinea	853	12.7	5.9	3.1	4.0	2.4	3.2	2.8	0.6	0.7	1.0	0.6	0.5
Philippines	566	473.9	121.6	83.3	120.9	141.2	128.5	1,023.3	254.9	250.5	257.0	255.8	260.0
Samoa	862	0.1	0.0	0.0	0.0	0.3	0.0	0.0	0.1	0.1	0.1
Solomon Islands	813	0.1	0.0	0.0	0.1	0.0	0.0	0.3	0.1	0.0	0.1	0.1	0.1
Sri Lanka	524	205.6	60.3	29.9	43.1	55.6	77.0	263.3	70.5	63.5	63.3	69.2	67.5
Thailand	578	679.2	166.0	154.9	130.5	188.1	205.7	2,382.9	630.3	586.8	564.9	602.3	628.9
Timor-Leste	537	0.3	0.0	0.0	0.0	0.0	0.2	2.4	1.1	0.0	0.0	0.0	2.3
Tonga	866	0.2	0.2	0.0	0.2	0.0	0.0	0.0	0.0	0.0	0.0
Vanuatu	846	0.2	0.3	0.0	0.0	0.1	0.1	0.2	0.0	0.1	0.0	0.0	0.0
Vietnam	582	393.3	96.6	93.8	105.6	106.3	87.6	3,742.8	796.0	837.0	968.1	953.3	984.4
Asia n.s.	598	14.8	4.6	1.9	5.0	5.4	2.5	2.5	0.9	0.3	0.5	0.9	0.8
Europe	170	2,513.6	686.3	567.9	436.3	608.6	900.8	5,254.6	1,211.4	1,137.0	1,314.4	1,389.8	1,413.4
Emerg. & Dev. Europe	903	1,738.8	463.7	370.4	285.0	396.3	687.1	3,574.9	767.5	839.9	920.5	893.8	920.8
Albania	914	12.0	2.9	2.9	2.5	2.1	4.4	6.4	1.5	1.9	0.9	2.1	1.5
Bosnia and Herzegovina	963	2.6	0.7	0.5	0.6	0.8	0.6	18.7	4.7	4.2	4.6	4.8	5.1
Bulgaria	918	234.2	18.1	7.2	22.2	29.1	175.7	105.3	25.7	30.5	22.7	28.6	23.5
Croatia	960	16.0	4.1	4.0	4.6	3.0	4.5	42.4	9.7	11.1	10.3	11.5	9.5
Faroe Islands	816	0.8	0.1	0.1	0.4	0.1	0.3	5.1	2.1	2.1	1.2	1.0	0.7
Gibraltar	823	0.2	0.1	0.0	0.1	0.0	0.0	2.7	0.0	0.0	0.2	2.5	0.1
Hungary	944	57.1	16.8	16.3	12.1	12.6	16.1	457.0	108.5	112.2	123.0	104.4	117.5
Macedonia, FYR	962	2.7	1.1	0.4	0.8	0.8	0.6	10.2	2.2	3.8	1.2	2.6	2.6
Montenegro	943	2.5	0.3	0.1	0.9	1.1	0.5	0.4	0.2	0.1	0.1	0.1	0.2
Poland	964	463.7	106.2	104.9	86.6	124.1	148.1	1,447.8	311.7	378.4	434.0	299.6	335.8
Romania	968	71.1	14.3	16.8	23.0	16.1	15.3	397.3	53.4	50.6	56.3	177.1	113.3
Serbia, Republic of	942	11.0	3.9	2.3	3.1	3.0	2.6	48.2	10.0	12.1	11.1	11.0	14.1
Turkey	186	864.9	294.9	214.9	128.3	203.4	318.4	1,033.3	237.8	232.8	254.9	248.5	297.0
CIS	901	774.6	222.6	197.5	151.2	212.3	213.6	1,679.3	443.8	297.1	393.7	496.0	492.6
Armenia	911	4.6	1.2	0.7	1.4	1.7	0.9	142.1	29.2	25.0	34.2	44.6	38.4
Azerbaijan, Rep. of	912	9.7	1.7	4.6	2.2	2.1	0.9	101.9	72.7	37.7	0.0	28.1	36.1
Belarus	913	2.6	1.6	0.5	0.1	0.6	1.4	74.4	13.7	1.5	23.0	26.6	23.3
Georgia	915	16.7	3.0	5.8	1.9	3.8	5.2	46.1	19.0	18.1	21.3	3.5	3.2
Kazakhstan	916	61.1	9.8	10.8	16.0	19.3	14.9	523.4	126.9	68.0	124.6	130.3	200.4
Kyrgyz Republic	917	10.8	2.1	3.4	2.9	2.3	2.2	0.2	0.0	0.0	0.0	0.1	0.0
Moldova	921	0.9	0.6	0.3	0.2	0.3	0.1	7.8	1.1	2.2	1.8	2.2	1.6
Russian Federation	922	457.6	156.1	129.3	103.8	115.4	109.1	701.9	169.1	127.0	170.5	238.1	166.3
Tajikistan	923	3.4	3.9	0.9	1.5	0.5	0.6	0.0	0.0	0.0	0.0	0.0	0.0
Turkmenistan	925	4.9	3.5	1.5	0.7	2.0	0.8	0.3	0.3	0.1	0.0	0.2	0.0
Ukraine	926	199.0	38.7	39.3	18.8	63.7	77.2	81.0	11.8	17.3	18.1	22.3	23.3
Uzbekistan	927	3.3	0.4	0.6	1.7	0.7	0.2	0.3	0.1	0.1	0.2	0.0	0.0
Europe n.s.	884	0.1	0.0	0.0	0.0	0.1	0.4	0.1	0.1	0.1	0.1	0.0
Mid East, N Africa, Pak	440	4,928.2	1,523.6	1,204.3	1,236.2	1,057.5	1,430.2	4,484.9	798.7	907.8	1,174.1	1,397.7	1,005.2
Afghanistan, I.R. of	512	20.0	3.9	2.5	6.5	5.6	5.4	3.0	0.8	1.6	0.5	0.3	0.7
Algeria	612	386.4	150.1	156.3	47.9	86.9	95.4	1,417.3	148.4	231.5	353.6	464.3	368.0
Bahrain, Kingdom of	419	25.6	8.1	7.8	5.9	6.0	6.0	24.6	4.2	4.1	3.6	4.3	12.6
Djibouti	611	2.0	0.4	0.8	0.4	0.3	0.4	0.0	0.0	0.0	0.0	0.0	0.0
Egypt	469	250.6	80.4	45.5	44.9	71.1	89.0	780.9	135.0	165.8	199.9	235.8	179.4
Iran, I.R. of	429	101.2	51.0	27.0	6.9	7.2	60.1	35.0	4.6	11.0	6.7	6.4	10.8
Iraq	433	97.2	64.7	11.6	53.9	16.8	14.9	1.1	0.0	0.1	0.1	0.8	0.1
Jordan	439	61.3	20.2	15.6	15.3	13.8	16.7	69.3	12.5	19.1	17.9	20.3	12.0
Kuwait	443	125.5	32.8	27.2	38.5	27.9	31.8	11.1	3.2	5.5	4.3	0.9	0.4
Lebanon	446	113.4	20.4	31.0	24.6	24.3	33.6	21.4	4.8	4.8	5.7	5.9	5.0
Libya	672	12.7	2.9	7.7	2.1	1.0	1.9	5.9	4.0	0.1	0.0	0.1	5.8
Mauritania	682	10.8	1.7	0.6	2.4	4.4	3.4	0.4	0.0	0.0	0.0	0.3	0.1
Morocco	686	259.3	91.8	71.6	64.2	46.4	77.1	318.4	88.4	112.5	54.1	63.7	88.0
Oman	449	110.1	26.5	19.9	52.0	21.8	16.4	23.8	11.9	3.2	7.1	7.0	6.5
Pakistan	564	812.2	180.1	206.3	189.3	163.9	252.7	274.5	62.7	68.3	69.9	70.8	65.5
Qatar	453	132.9	75.4	23.1	18.1	73.1	18.5	27.2	9.4	6.7	3.8	4.5	12.2
Saudi Arabia	456	936.8	252.8	184.2	259.6	193.1	299.9	1,303.6	266.2	225.0	397.7	474.6	206.4

Canada (156)

In Millions of U.S. Dollars

		Exports (FOB)						Imports (FOB)					
		2016	2015Q4	2016Q1	2016Q2	2016Q3	2016Q4	2016	2015Q4	2016Q1	2016Q2	2016Q3	2016Q4
Somalia	726	1.9	0.1	0.9	0.2	0.4	0.4	0.2	0.1	0.1	0.0	0.1	0.1
Sudan	732	33.1	3.4	11.8	0.8	11.0	9.4	0.3	0.0	0.0	0.2	0.0	0.0
Syrian Arab Republic	463	3.3	1.1	0.3	0.8	0.3	1.9	1.0	0.1	0.2	0.2	0.1	0.4
Tunisia	744	78.2	61.9	42.9	23.1	5.6	6.7	68.8	14.6	17.2	19.4	17.2	15.0
United Arab Emirates	466	1,349.5	392.8	308.4	377.5	275.5	388.0	96.8	27.8	30.8	29.3	20.5	16.2
Yemen, Republic of	474	4.3	1.2	1.3	1.2	1.2	0.6	0.1	0.0	0.0	0.1	0.0	0.0
Sub-Saharan Africa	603	1,689.6	452.2	387.9	491.1	385.6	425.1	2,692.2	633.8	567.1	1,003.2	700.0	422.0
Angola	614	40.7	14.1	8.2	8.7	12.1	11.7	2.8	116.7	1.9	0.8	0.0	0.0
Benin	638	14.3	3.7	2.8	3.5	5.1	2.8	0.2	0.0	0.1	0.0	0.1	0.0
Botswana	616	229.5	45.7	94.4	88.3	9.7	37.1	1.6	0.5	0.4	0.5	0.4	0.3
Burkina Faso	748	36.4	4.6	6.5	11.0	9.7	9.2	31.7	8.2	0.0	16.5	15.0	0.2
Burundi	618	1.1	0.1	0.1	0.7	0.2	0.2	0.3	0.2	0.1	0.1	0.1	0.0
Cabo Verde	624	1.9	0.5	0.4	0.5	0.3	0.6	0.1	0.0	0.0	0.0	0.0	0.0
Cameroon	622	42.1	11.6	7.7	14.1	8.9	11.5	7.3	1.5	2.2	1.7	2.1	1.3
Central African Rep.	626	0.3	0.0	0.0	0.1	0.1	0.1	0.1	0.0	0.0	0.0	0.0	0.0
Chad	628	1.5	1.7	0.8	0.2	0.2	0.3	0.3	0.0	0.0	0.1	0.1	0.0
Comoros	632	1.3	0.2	0.1	0.7	0.1	0.4	0.0	0.0	0.0	0.0	0.0	0.0
Congo, Dem. Rep. of	636	12.1	9.8	2.5	2.8	3.0	3.9	20.7	5.1	1.8	6.6	1.7	10.6
Congo, Republic of	634	29.4	3.7	2.0	7.4	12.9	7.0	58.0	8.5	9.4	47.9	0.4	0.3
Côte d'Ivoire	662	51.6	28.4	5.9	31.8	7.3	6.6	319.1	32.9	118.1	69.2	63.8	68.0
Equatorial Guinea	642	4.7	0.3	1.1	0.7	0.9	2.0	41.7	0.0	0.2	0.0	41.5	0.0
Eritrea	643	0.2	0.0	0.0	0.1	0.1	10.5	0.0	0.0	10.5	0.0	0.0
Ethiopia	644	61.8	6.4	6.5	5.0	13.1	37.2	25.2	5.2	5.1	7.2	7.2	5.7
Gabon	646	9.2	10.6	1.4	3.0	2.4	2.4	0.9	0.4	0.3	0.1	0.2	0.3
Gambia, The	648	1.1	0.1	0.2	0.2	0.3	0.3	0.1	0.0	0.1	0.0	0.0	0.0
Ghana	652	190.6	44.1	38.8	56.1	42.7	53.0	50.2	11.6	25.3	18.4	4.0	2.5
Guinea	656	11.7	3.0	1.9	3.7	2.2	3.9	38.7	9.9	8.4	9.7	10.0	10.7
Guinea-Bissau	654	0.2	0.0	0.0	0.1	0.0	0.0	0.0	0.0	0.0	0.0	0.0	0.0
Kenya	664	83.0	12.1	22.2	13.4	23.4	24.1	24.3	6.2	6.5	7.4	5.5	4.9
Lesotho	666	0.0	0.0	0.0	0.0	0.0	0.0	5.8	1.3	1.5	1.8	1.4	1.1
Liberia	668	10.1	1.5	5.9	1.2	0.7	2.3	30.1	8.3	8.2	7.9	7.2	6.7
Madagascar	674	8.7	1.8	3.2	1.0	1.5	3.0	58.7	11.5	21.1	19.3	4.4	13.9
Malawi	676	7.4	1.0	0.7	0.4	3.0	3.3	3.6	1.2	0.7	1.1	0.7	1.1
Mali	678	21.6	7.9	6.1	5.8	3.2	6.5	0.9	0.3	0.1	0.3	0.2	0.3
Mauritius	684	6.2	3.1	1.6	1.7	1.8	1.1	14.2	4.2	4.0	2.7	4.2	3.3
Mozambique	688	34.1	5.0	8.3	3.0	16.8	6.0	2.9	0.3	0.8	0.8	0.6	0.7
Namibia	728	6.4	1.9	1.0	0.8	2.7	2.0	46.7	47.0	17.3	15.6	1.5	12.3
Niger	692	13.7	1.6	0.7	2.3	0.6	10.0	1.3	0.3	0.6	0.3	0.3	0.2
Nigeria	694	236.3	80.4	58.8	42.0	67.0	68.6	1,199.0	189.3	210.5	568.1	325.6	94.8
Rwanda	714	3.4	1.3	0.3	1.6	0.7	0.8	1.4	0.3	0.2	0.3	0.3	0.5
São Tomé & Príncipe	716	0.1	0.1	0.0	0.0	0.0	0.0	0.0	0.0	0.0
Senegal	722	30.0	6.3	4.5	7.3	6.1	12.1	4.7	4.7	0.6	0.4	3.1	0.6
Seychelles	718	1.3	6.8	0.3	0.6	0.2	0.2	0.8	0.4	0.2	0.1	0.2	0.4
Sierra Leone	724	5.6	1.8	1.3	1.5	1.2	1.6	1.8	0.4	0.2	0.4	0.9	0.3
South Africa	199	355.8	105.5	68.8	135.9	82.0	69.1	644.9	150.9	115.4	174.1	188.1	167.3
South Sudan, Rep. of	733	0.3	0.3	—	—
Swaziland	734	2.9	0.3	0.5	0.4	0.9	1.1	1.3	0.4	0.3	0.5	0.2	0.3
Tanzania	738	65.4	12.3	7.3	17.2	31.3	9.6	10.4	1.9	2.5	3.5	2.4	1.9
Togo	742	12.7	2.7	2.5	4.2	1.4	4.6	19.8	0.2	0.1	5.4	4.9	9.4
Uganda	746	20.1	4.3	7.6	5.0	4.5	3.1	6.5	2.8	1.9	2.5	1.1	1.0
Zambia	754	14.1	5.2	3.8	6.7	2.1	1.5	0.9	0.4	0.2	0.2	0.2	0.4
Zimbabwe	698	8.5	0.5	1.0	0.2	3.1	4.2	1.8	0.5	0.4	0.5	0.4	0.4
Africa n.s.	799	0.1	0.0	0.0	0.0	0.0	0.8	0.0	0.0	0.8	0.0	0.0
Western Hemisphere	205	10,930.0	2,714.7	2,546.5	2,721.8	2,940.1	2,721.6	36,484.2	9,254.8	9,052.5	9,303.3	8,964.9	9,163.5
Anguilla	312	0.3	0.3	0.0	0.0
Antigua and Barbuda	311	7.2	1.4	1.8	1.4	1.9	2.2	0.2	0.1	0.1	0.1	0.0	0.0
Argentina	213	231.7	69.3	50.4	48.5	44.1	88.7	1,207.8	339.5	256.4	306.0	279.6	365.8
Aruba	314	11.2	1.7	2.3	2.8	3.3	2.8	19.9	0.0	0.0	19.8	0.1	0.0
Bahamas, The	313	89.6	33.4	17.6	7.9	17.1	46.9	10.3	8.9	2.3	4.3	2.4	1.3
Barbados	316	32.5	6.7	7.1	8.4	8.6	8.4	8.9	2.6	1.9	2.4	1.8	2.8

Canada (156)

In Millions of U.S. Dollars

		Exports (FOB)						Imports (FOB)					
		2016	2015Q4	2016Q1	2016Q2	2016Q3	2016Q4	2016	2015Q4	2016Q1	2016Q2	2016Q3	2016Q4
Belize	339	8.4	2.3	1.9	1.9	3.4	1.2	1.5	0.7	0.6	0.3	0.4	0.2
Bermuda	319	56.0	14.4	11.8	15.5	13.0	15.7	3.0	0.4	0.2	0.2	2.2	0.4
Bolivia	218	19.0	5.0	3.8	5.0	4.0	6.2	152.7	30.8	32.9	28.8	50.3	40.7
Brazil	223	1,544.0	339.4	413.5	351.6	501.6	277.4	2,920.5	849.8	621.4	738.6	847.4	713.1
Chile	228	548.2	145.6	129.0	148.8	133.5	136.9	1,271.6	346.1	423.0	308.0	241.9	298.7
Colombia	233	592.4	136.8	123.7	155.9	160.8	152.1	595.1	133.3	136.5	157.2	165.0	136.4
Costa Rica	238	109.0	33.2	25.9	26.7	28.3	28.0	384.2	88.4	98.5	102.8	96.4	86.5
Curacao	354	2.6	2.6	0.6	0.6
Dominica	321	3.2	0.8	0.5	0.7	1.3	0.7	0.2	0.0	0.1	0.0	0.1	0.0
Dominican Republic	243	114.2	47.3	26.7	31.5	26.7	29.3	877.6	172.4	279.4	122.5	263.5	212.2
Ecuador	248	183.6	58.9	50.5	39.4	55.0	38.6	204.2	65.7	61.9	49.4	43.2	49.8
El Salvador	253	45.0	12.3	9.0	12.4	11.9	11.8	50.7	11.5	13.7	12.8	12.2	11.9
Falkland Islands	323	0.0	0.0	0.0	0.9	0.1	0.0	0.7	0.1	0.1
Greenland	326	17.2	3.4	6.0	2.1	7.3	1.8	0.5	0.0	0.1	0.1	0.3	0.0
Grenada	328	6.2	1.0	0.9	1.5	1.9	2.0	1.2	0.5	0.3	0.2	0.3	0.3
Guatemala	258	86.6	20.7	22.1	26.8	18.5	19.2	613.4	117.5	150.7	187.1	154.1	121.5
Guyana	336	27.9	5.6	5.1	7.4	7.2	8.2	503.3	85.5	118.5	120.0	91.3	173.5
Haiti	263	47.6	14.7	14.6	7.9	10.0	15.0	28.8	9.5	6.3	6.8	5.9	9.8
Honduras	268	28.3	8.0	7.1	6.1	7.1	8.1	265.2	60.3	74.9	78.4	61.2	50.6
Jamaica	343	85.7	23.6	19.1	19.9	21.2	25.5	154.1	55.4	44.1	43.9	16.3	49.8
Mexico	273	5,766.2	1,290.4	1,257.3	1,472.8	1,552.6	1,483.6	25,033.6	6,086.2	5,987.4	6,599.1	6,121.2	6,326.0
Netherlands Antilles	353	19.9	7.2	3.7	9.6	4.0	2.6	1.9	0.6	0.6	0.3	0.8	0.2
Nicaragua	278	23.5	7.5	6.6	6.6	5.6	4.7	94.2	20.2	23.7	27.9	27.0	15.6
Panama	283	92.7	27.0	19.4	28.8	19.0	25.4	5.9	1.6	1.5	1.3	1.5	1.5
Paraguay	288	13.1	6.1	2.4	2.8	3.2	4.7	11.1	2.5	2.4	3.5	3.0	2.1
Peru	293	574.6	190.4	189.9	153.1	115.9	115.6	1,846.4	650.5	647.9	346.1	427.9	424.5
St. Kitts and Nevis	361	6.2	1.8	1.2	1.2	1.4	2.3	2.3	0.7	0.7	0.5	0.5	0.5
St. Lucia	362	8.0	2.3	2.1	1.5	2.3	2.1	0.4	0.0	0.1	0.1	0.1	0.1
St. Vincent & Grens.	364	5.3	4.3	1.5	1.0	1.5	1.3	0.1	0.0	0.0	0.0	0.0	0.0
Suriname	366	23.6	20.3	7.4	5.3	6.0	4.9	7.7	10.3	4.7	0.8	0.5	1.7
Trinidad and Tobago	369	164.5	46.9	42.2	43.3	48.8	30.2	116.4	75.5	20.5	21.5	30.4	44.0
Uruguay	298	112.8	14.8	12.8	12.4	13.5	74.1	70.3	10.1	34.5	8.8	10.9	16.2
Venezuela, Rep. Bol.	299	192.8	102.2	43.7	45.7	70.4	33.0	12.8	16.7	4.5	1.1	3.7	3.5
Western Hem. n.s.	399	29.3	7.8	5.9	7.3	8.1	8.0	4.5	0.6	0.1	1.7	1.3	1.4
Other Countries n.i.e	910	319.9	97.7	54.2	72.5	79.2	113.9	293.4	87.5	73.9	74.5	79.4	65.5
Cuba	928	319.8	97.7	54.2	72.5	79.2	113.9	293.3	87.4	73.9	74.5	79.4	65.5
Korea, Dem. People's Rep.	954	0.0	0.0	0.1	0.1	0.0	0.0	0.0	0.0
Countries & Areas n.s.	898	3.1	4.2	0.0	0.3	0.4	2.4	2,917.7	756.6	742.1	734.1	710.4	731.1
Memorandum Items													
Africa	605	2,460.9	761.5	672.7	630.1	540.5	617.6	4,497.7	885.3	928.5	1,430.5	1,245.5	893.2
Middle East	405	3,324.4	1,030.3	710.7	901.3	733.1	979.3	2,401.9	483.8	476.5	676.4	781.1	467.9
European Union	998	29,936.2	7,574.6	7,299.7	6,825.6	7,827.0	7,983.9	46,044.7	11,364.7	10,663.7	12,098.3	12,069.9	11,212.8
Export earnings: fuel	080	5,299.2	1,690.5	1,257.4	1,338.2	1,291.4	1,412.2	6,661.9	1,487.0	1,229.9	1,976.7	2,040.4	1,414.9
Export earnings: nonfuel	092	384,363.4	97,320.8	92,510.9	94,657.1	96,316.2	100,879.2	396,107.8	98,669.8	93,869.1	102,781.0	102,245.0	97,212.7

Central African Republic (626)

In Millions of U.S. Dollars

		Exports (FOB)						Imports (CIF)					
		2016	2015Q4	2016Q1	2016Q2	2016Q3	2016Q4	2016	2015Q4	2016Q1	2016Q2	2016Q3	2016Q4
IFS World	
World	001	98.9	23.2	14.7	24.1	31.1	28.9	402.7	89.2	113.5	97.1	107.0	85.1
Advanced Economies	110	30.9	17.0	8.1	8.3	7.3	7.1	160.5	45.6	46.9	39.3	41.9	32.4
Euro Area	163	29.9	16.6	7.7	8.1	7.0	7.0	122.7	33.2	37.3	29.0	33.9	22.5
Austria	122	0.0	0.3 r	0.0 r	0.0	0.0 r	0.0 r	0.0 r	0.0 r	0.0 r
Belgium	124	0.1	0.0 r	0.0 r	0.0 r	0.0 r	0.0 r	23.0	3.9 r	7.7 r	4.0 r	6.7 r	4.6 r
Cyprus	423	0.0	0.0 r	0.1	0.0 r	0.0 r	0.0 r	0.1 r
Finland	172	0.7	0.2 r	0.2 r	0.2 r	0.2 r	0.2 r	0.1	0.0 r	0.1 r	0.0 r	0.0 r
France	132	13.9	14.7 r	3.8 r	4.1 r	3.1 r	2.8 r	74.5	18.3 r	22.7 r	20.4 r	18.9 r	12.6 r
Germany	134	15.0	1.4 r	3.7 r	3.6 r	3.6 r	4.0 r	3.9	2.5 r	0.8 r	0.8 r	0.9 r	1.4 r
Italy	136	0.1	0.0 r	0.0 r	0.0 r	0.0 r	0.0 r	12.6	6.8 r	3.5 r	2.0 r	5.5 r	1.6 r
Netherlands	138	5.6	1.0 r	1.7 r	0.8 r	1.3 r	1.7 r
Slovak Republic	936	0.1	0.0 r	0.0 r
Spain	184	0.1	0.0 r	0.0 r	0.0 r	0.0 r	0.0 r	2.8	0.5 r	0.9 r	0.8 r	0.5 r	0.5 r
Australia	193	3.1	0.1 r	2.7 r	0.0 r	0.0 r	0.4 r
Canada	156	0.0	0.0 r	0.0 r	0.0 r	0.0 r	0.0 r	0.1	0.0 r	0.0 r	0.0 r	0.0 r	0.0 r
China,P.R.: Hong Kong	532	0.2	0.0 r	0.0 r	0.1 r	0.0 r	0.0 r
Czech Republic	935	0.0 e	0.0 e	0.0 e	0.1	0.0 r	0.0 r	0.0 r	0.0 r	0.0 r
Denmark	128	0.2	0.1 r	0.0 r	0.0 r	0.1 r	0.0 r	6.5	2.7 r	1.3 r	0.7 r	2.1 r	2.4 r
Iceland	176	0.2	0.1 r	0.1 r	0.1 r	0.1 r	0.1 r
Israel	436	1.5	2.5 r	0.8 r	0.4 r	0.3 r
Japan	158	0.1	0.0 r	0.0 r	0.0 r	0.0 r	0.0 r	4.6	3.9 r	0.6 r	2.6 r	0.6 r	0.8 r
Korea, Republic of	542	0.1	0.0 r	0.0 r	0.0 r	0.0 r	0.0 r
Norway	142	0.0 e	0.2 e	0.0 e	0.0 e
Singapore	576	0.0	0.0 r	0.0 r	0.0 r	0.0 r	0.0 r	1.1	0.2 r	0.2 r	0.2 r	0.3 r	0.3 r
Sweden	144	0.5	0.1 r	0.0 r	0.4 r	0.0 r	0.1 r
Switzerland	146	2.6	0.5 r	0.9 r	0.5 r	0.6 r	0.6 r
Taiwan Prov.of China	528	0.4 e	0.0 e	0.3 e	0.0 e	0.1 e	0.2 e	0.0 e	0.0 e	0.0 e	0.0 e	0.1 e
United Kingdom	112	1.6	0.4 r	0.1 r	0.4 r	1.0 r	0.1 r
United States	111	0.0	0.0 r	0.0 r	0.0 r	0.0 r	0.0 r	15.6	2.0 r	2.8 r	4.8 r	3.1 r	4.9 r
Emerg. & Dev. Economies	200	68.0	6.3	6.6	15.9	23.8	21.8	242.1	43.6	66.6	57.8	65.1	52.7
Emerg. & Dev. Asia	505	9.6	1.6	1.6	2.9	2.2	2.9	59.2	17.2	18.2	10.7	19.6	10.7
China,P.R.: Mainland	924	7.9	1.3 r	1.2 r	2.3 r	1.9 r	2.5 r	27.2	7.6 r	9.8 r	4.9 r	8.9 r	3.6 r
F.T. New Caledonia	839	0.1 e	0.0 e	0.0 e	0.0 e	0.0 e	0.0 e
India	534	0.1	0.0 r	0.0 r	0.0 r	0.0 r	0.0 r	15.2	4.2 r	3.7 r	1.8 r	6.7 r	3.0 r
Indonesia	536	2.2	0.2 r	0.6 r	0.6 r	0.6 r	0.6 r
Malaysia	548	0.1	0.0 r	0.1 r	2.7	1.8 r	1.2 r	0.4 r	0.6 r	0.4 r
Sri Lanka	524	0.0 e	0.0 e	10.9	1.8 r	2.7 r	2.7 r	2.7 r	2.7 r
Thailand	578	0.9	1.5 r	0.2 r	0.3 r	0.1 r	0.4 r
Vietnam	582	1.4	0.3 r	0.3 r	0.4 r	0.3 r	0.4 r	0.0	0.0 r	0.0 r	0.0 r	0.0 r	0.0 r
Europe	170	32.8	0.0	0.0	5.6	16.1	11.0	1.5	0.2	0.3	0.4	0.5	0.3
Emerg. & Dev. Europe	903	0.1	0.0	0.0	0.0	0.0	0.0	0.4	0.1	0.1	0.2	0.1	0.1
Bulgaria	918	0.0	0.0 r	0.1	0.0 r	0.0 r	0.0 r	0.0 r	0.0 r
Poland	964	0.0	0.0 r	0.0 r	0.0 r	0.0 r	0.0 r	0.1	0.0 r	0.0 r	0.0 r	0.0 r	0.0 r
Romania	968	0.1	0.0 r	0.1 r
CIS	901	32.8	0.0	0.0	5.6	16.1	11.0	1.2	0.1	0.3	0.2	0.4	0.2
Belarus	913	32.8 e	0.0 e	5.6 e	16.1 e	11.0 e
Russian Federation	922	0.9	0.1 r	0.2 r	0.2 r	0.4 r
Ukraine	926	0.2	0.0 r	0.2 r
Mid East, N Africa, Pak	440	0.3	0.1	0.1	0.1	0.1	0.1	136.2	14.6	34.0	34.1	34.2	33.9
Bahrain, Kingdom of	419	0.1 e	0.0 e	0.0 e	0.0 e	0.0 e	0.0 e
Egypt	469	119.5	10.0 r	29.9 r	29.9 r	29.9 r	29.9 r
Lebanon	446	0.0	0.0 r	0.0 r	0.0 r	0.0 r	1.9	0.9 r	0.2 r	0.6 r	0.5 r	0.6 r
Mauritania	682	0.1	0.0 r	0.0 r	0.0 r	0.0 r	0.0 r
Morocco	686	0.5	0.1 r	0.1 r	0.1 r	0.1 r	0.1 r
Pakistan	564	4.3	1.1 r	1.1 r	1.1 r	1.1 r	1.1 r
Sudan	732	5.2	1.3 r	1.3 r	1.3 r	1.3 r	1.3 r
Tunisia	744	0.4	0.1 r	0.1 r	0.1 r	0.1 r	0.1 r
United Arab Emirates	466	0.1	0.0 r	0.0 r	0.0 r	0.0 r	0.0 r	4.3	1.2 r	1.2 r	1.0 r	1.1 r	0.9 r

Central African Republic (626)

In Millions of U.S. Dollars

		Exports (FOB)						Imports (CIF)					
		2016	2015Q4	2016Q1	2016Q2	2016Q3	2016Q4	2016	2015Q4	2016Q1	2016Q2	2016Q3	2016Q4
Sub-Saharan Africa	603	23.7	4.5	4.9	7.2	5.2	6.4	33.7	10.9	9.8	8.0	8.7	7.1
Benin	638	0.2	0.1 r	0.1 r	0.1 r	0.1 r	0.0 r
Burundi	618	0.2	0.0 r	0.0 r	0.0 r	0.0 r	0.0 r
Cameroon	622	10.0	1.9 r	2.1 r	3.0 r	2.2 r	2.7 r	21.7	6.6 r	6.6 r	5.3 r	5.6 r	4.2 r
Chad	628	13.0	2.5 r	2.7 r	4.0 r	2.8 r	3.5 r	1.2	0.3 r	0.4 r	0.3 r	0.3 r	0.2 r
Congo, Republic of	634	0.1	0.0 r	0.0 r	0.0 r	0.0 r	0.0 r	1.9	0.5 r	0.5 r	0.4 r	0.5 r	0.4 r
Côte d'Ivoire	662	0.9	0.2 r	0.3 r	0.2 r	0.2 r	0.2 r
Ethiopia	644	0.1	0.0 r	0.0 r	0.0 r	0.0 r	0.0 r
Gabon	646	0.4	0.1 r	0.1 r	0.1 r	0.1 r	0.1 r	0.0	0.0 r	0.0 r	0.0 r	0.0 r	0.0 r
Ghana	652	0.1	0.0 r	0.0 r	0.0 r	0.0 r	0.0 r
Guinea	656	1.0	0.3 r	0.3 r	0.2 r	0.3 r	0.2 r
Kenya	664	2.0	0.5 r	0.6 r	0.5 r	0.5 r	0.4 r
Mozambique	688	0.1	0.0 r	0.0 r	0.0 r	0.0 r	0.0 r
Namibia	728	1.4	0.4 r	0.4 r	0.3 r	0.4 r	0.3 r
Nigeria	694	0.1	0.0 r	0.0 r	0.0 r	0.0 r	0.0 r	0.0	0.0 r	0.0 r	0.0 r	0.0 r	0.0 r
Senegal	722	0.0	1.0 r	0.0 r	0.0 r	0.0 r	0.0 r
Sierra Leone	724	0.1	0.0 r	0.0 r	0.0 r	0.0 r	0.0 r
South Africa	199	0.9	0.3 r	0.1 r	0.0 r	0.1 r	0.6 r
Togo	742	0.7	0.2 r	0.2 r	0.2 r	0.2 r	0.2 r
Uganda	746	1.3	0.3 r	0.3 r	0.3 r	0.3 r	0.3 r
Zambia	754	0.1	0.1 r
Western Hemisphere	205	1.6	0.0	0.0	0.0	0.2	1.4	11.5	0.8	4.3	4.6	2.1	0.6
Brazil	223	10.1	0.4 r	3.9 r	4.2 r	1.7 r	0.3 r
Chile	228	1.6 e	0.0 e	0.0 e	0.0 e	0.2 e	1.4 e	0.3	0.1 r	0.1 r	0.1 r	0.1 r	0.1 r
Haiti	263	0.1	0.0 r	0.0 r	0.0 r	0.0 r	0.0 r
Western Hem. n.s.	399	1.0	0.2 r	0.3 r	0.2 r	0.3 r	0.2 r
Other Countries n.i.e	910	0.0	0.0	0.0	0.0	0.0	0.0	0.1	0.0	0.0	0.0	0.0	0.0
Korea, Dem. People's Rep.	954	0.1	0.0 r	0.0 r	0.0 r	0.0 r	0.0 r
Memorandum Items													
Africa	605	23.8	4.5	4.9	7.2	5.2	6.4	39.8	12.4	11.4	9.5	10.3	8.7
Middle East	405	0.2	0.0	0.1	0.1	0.1	0.1	125.8	12.0	31.4	31.5	31.6	31.3
European Union	998	30.1	16.7	7.8	8.2	7.1	7.1	131.8	36.4	38.9	30.6	37.0	25.2
Export earnings: fuel	080	13.8	2.6	2.9	4.2	3.0	3.7	8.4	2.2	2.4	2.0	2.4	1.5
Export earnings: nonfuel	092	85.2	20.6	11.9	20.0	28.1	25.2	394.3	87.0	111.1	95.1	104.6	83.6

Chad (628)

In Millions of U.S. Dollars

		Exports (FOB)						Imports (CIF)					
		2016	2015Q4	2016Q1	2016Q2	2016Q3	2016Q4	2016	2015Q4	2016Q1	2016Q2	2016Q3	2016Q4
IFS World	
World	001	1,472.6	480.6	309.3	433.3	456.9	273.2	647.5	185.8	181.4	152.9	167.1	146.2
Advanced Economies	110	1,075.9	343.4	269.6	294.8	316.3	195.1	298.6	87.7	104.2	59.6	74.7	60.2
Euro Area	163	119.9	14.0	27.2	7.1	44.8	40.8	236.2	66.4	83.9	49.4	59.3	43.6
Austria	122	0.0 e	0.0 e	0.0 e	0.0 e	5.7 e	1.4 e	4.6 e	0.8 e	0.3 e	0.1 e
Belgium	124	0.0 e	0.0 e	0.0 e	0.0 e	28.4 e	8.6 e	9.1 e	6.7 e	5.4 e	7.1 e
Cyprus	423	0.0 e	0.2 e	0.0 e	0.0 e
Finland	172	0.0 e	0.0 e	0.0 e	0.8 e	0.1 e	0.1 e	0.1 e	0.6 e
France	132	95.7 e	6.5 e	10.7 e	3.9 e	43.4 e	37.7 e	128.8 e	30.1 e	41.0 e	25.0 e	39.6 e	23.2 e
Germany	134	3.7 e	1.7 e	0.6 e	1.0 e	0.3 e	1.7 e	21.8 e	4.6 e	6.7 e	6.6 e	5.5 e	3.0 e
Greece	174	0.2 e	0.4 e	0.1 e	0.1 e	0.0 e	0.0 e	0.0 e
Ireland	178	0.2 e	0.0 e	0.0 e	0.2 e	0.0 e	2.1 e	0.2 e	0.6 e	0.3 e	0.3 e	0.9 e
Italy	136	0.0 e	1.5 e	0.0 e	0.0 e	10.7 e	9.1 e	3.2 e	4.6 e	1.7 e	1.1 e
Latvia	941	0.0 e	0.0 e	0.0 e	9.9 e	0.0 e	9.6 e	0.0 e	0.2 e	0.1 e
Luxembourg	137	0.0 e	0.0 e	0.0 e	0.0 e	0.0 e	0.0 e	0.7 e	0.0 e	0.6 e	0.0 e	0.0 e	0.0 e
Malta	181	1.6 e	2.0 e	1.2 e	0.2 e	0.2 e
Netherlands	138	14.3 e	1.5 e	14.2 e	0.0 e	0.0 e	0.0 e	14.0 e	7.6 e	3.1 e	2.9 e	3.4 e	4.6 e
Portugal	182	5.7 e	1.9 e	1.6 e	1.7 e	0.9 e	1.4 e	3.1 e	0.7 e	1.0 e	0.4 e	1.1 e	0.6 e
Slovenia	961	1.1 e	0.0 e	1.1 e
Spain	184	0.1 e	0.5 e	0.0 e	0.0 e	0.0 e	7.5 e	1.8 e	2.8 e	1.9 e	1.6 e	1.2 e
Australia	193	0.0 e	0.0 e	0.0 e	0.0 e	0.0 e	1.4 e	0.2 e	0.2 e	1.2 e	0.0 e
Canada	156	0.3 e	0.0 e	0.0 e	0.1 e	0.1 e	0.0 e	1.6 e	1.8 e	0.8 e	0.3 e	0.2 e	0.3 e
China,P.R.: Hong Kong	532	0.0 e	0.0 e	0.0 e	0.0 e	3.5 e	2.5 e	1.2 e	0.6 e	1.0 e	0.7 e
Czech Republic	935	0.3 e	0.1 e	0.0 e	0.0 e	0.1 e	0.2 e
Denmark	128	0.0 e	0.0 e	0.0 e	0.0 e	0.0 e	0.0 e	3.0 e	0.3 e	1.1 e	0.7 e	0.8 e	0.4 e
Israel	436	0.2 e	0.1 e	0.0 e	0.0 e	0.1 e
Japan	158	61.3 e	55.3 e	61.2 e	0.0 e	0.0 e	8.9 e	4.0 e	2.6 e	1.5 e	3.3 e	1.6 e
Korea, Republic of	542	18.6 e	18.6 e	1.1 e	0.3 e	0.3 e	0.3 e	0.2 e	0.3 e
New Zealand	196	0.0 e	0.0 e	0.3 e	0.3 e	0.2 e	0.1 e
Norway	142	0.0 e	0.3 e	0.0 e	0.0 e	0.0 e	0.1 e	0.0 e	0.0 e	0.0 e	0.0 e	0.0 e
Singapore	576	0.2 e	0.2 e	0.0 e	0.1 e	0.0 e	0.0 e	0.5 e	0.5 e	0.0 e	0.0 e	0.2 e	0.2 e
Sweden	144	0.0 e	0.0 e	0.0 e	0.0 e	0.3 e	0.2 e	0.2 e	0.1 e	0.0 e	0.0 e
Switzerland	146	0.0 e	0.0 e	0.0 e	0.0 e	0.0 e	2.5 e	0.6 e	0.6 e	0.7 e	0.4 e	0.8 e
Taiwan Prov.of China	528	26.9 e	0.0 e	0.0 e	0.0 e	26.9 e	0.2 e	0.0 e	0.2 e	0.0 e	0.0 e	0.0 e
United Kingdom	112	0.9 e	0.7 e	0.8 e	0.0 e	0.0 e	0.0 e	3.7 e	1.3 e	1.1 e	0.7 e	0.8 e	1.0 e
United States	111	847.8 e	273.0 e	180.3 e	287.5 e	252.6 e	127.3 e	34.9 e	8.8 e	11.9 e	3.9 e	8.2 e	10.9 e
Emerg. & Dev. Economies	200	396.5	137.1	39.6	138.4	140.5	77.9	348.9	98.1	77.2	93.3	92.4	86.0
Emerg. & Dev. Asia	505	297.6	112.7	15.7	109.5	118.3	54.1	146.2	40.8	30.1	34.5	40.4	41.2
Bangladesh	513	31.0 e	7.6 e	7.2 e	7.8 e	7.7 e	8.2 e
Brunei Darussalam	516	0.1 e	0.0 e	0.0 e	0.0 e	0.0 e	0.0 e
China,P.R.: Mainland	924	98.8 e	29.1 e	0.0 e	76.3 e	0.1 e	22.4 e	102.3 e	24.6 e	21.9 e	25.6 e	26.3 e	28.4 e
India	534	133.0 e	71.9 e	1.4 e	21.8 e	107.0 e	2.8 e	39.7 e	14.8 e	7.4 e	7.6 e	12.8 e	11.8 e
Indonesia	536	2.0 e	0.0 e	0.4 e	0.6 e	0.5 e	0.6 e	2.2 e	0.0 e	0.4 e	0.6 e	0.6 e	0.7 e
Malaysia	548	0.0 e	0.3 e	0.0 e	0.1 e	0.0 e	0.1 e	0.1 e
Philippines	566	0.1 e	0.0 e	0.0 e	0.0 e	0.0 e	0.0 e	0.0 e	0.0 e	0.0 e	0.0 e	0.0 e	0.0 e
Thailand	578	21.2 e	1.3 e	4.3 e	0.2 e	0.1 e	16.6 e	1.0 e	1.2 e	0.1 e	0.4 e	0.4 e	0.0 e
Vietnam	582	11.5 e	2.7 e	2.4 e	2.7 e	2.9 e	3.4 e	0.7 e	0.2 e	0.2 e	0.2 e	0.2 e	0.2 e
Europe	170	22.4	3.4	5.6	9.2	4.1	3.5	23.8	6.8	4.2	9.9	6.0	3.7
Emerg. & Dev. Europe	903	22.3	3.4	5.6	9.2	4.1	3.5	23.3	6.3	4.1	9.9	5.8	3.5
Albania	914	0.0 e	0.1 e	0.0 e	0.0 e	0.0 e	0.0 e
Hungary	944	0.3 e	0.1 e	0.1 e	0.2 e	0.0 e	0.0 e
Poland	964	0.0 e	0.0 e	0.0 e	3.2 e	1.7 e	1.0 e	0.8 e	0.3 e	1.1 e
Romania	968	0.0 e	0.0 e	0.1 e	0.0 e	0.0 e	0.0 e	0.1 e
Turkey	186	22.3 e	3.4 e	5.6 e	9.2 e	4.1 e	3.5 e	19.6 e	4.5 e	3.0 e	8.8 e	5.5 e	2.3 e
CIS	901	0.0	0.0	0.4	0.5	0.0	0.0	0.1	0.2
Belarus	913	0.1 e	0.1 e	0.1 e
Kyrgyz Republic	917	0.2 e	0.0 e	0.0 e	0.1 e	0.1 e
Russian Federation	922	0.0 e	0.0 e	0.1 e	0.0 e	0.0 e	0.1 e
Ukraine	926	0.4 e

Chad (628)

In Millions of U.S. Dollars

		Exports (FOB)						Imports (CIF)					
		2016	2015Q4	2016Q1	2016Q2	2016Q3	2016Q4	2016	2015Q4	2016Q1	2016Q2	2016Q3	2016Q4
Mid East, N Africa, Pak	440	73.8	20.0	17.6	19.0	17.4	19.7	15.9	4.8	3.8	4.3	3.6	4.3
Algeria	612	0.0 e	0.0 e	0.0 e	0.0 e	0.0 e	0.0 e	0.2 e	0.0 e	0.0 e	0.0 e	0.0 e	0.1 e
Egypt	469	0.3 e	0.1 e	0.1 e	0.1 e	0.1 e	0.1 e	5.7 e	1.8 e	1.3 e	1.5 e	1.4 e	1.5 e
Jordan	439	1.1 e	0.2 e	0.0 e	0.5 e	0.1 e	0.5 e
Lebanon	446	0.6 e	0.2 e	0.3 e	0.2 e	0.1 e	0.1 e
Morocco	686	0.0 e	0.0 e	0.0 e	0.0 e	0.0 e	0.0 e	0.8 e	0.4 e	0.2 e	0.2 e	0.2 e	0.2 e
Oman	449	0.4 e	0.1 e	0.1 e	0.1 e	0.1 e	0.1 e
Pakistan	564	9.4 e	2.4 e	2.4 e	2.4 e	2.4 e	2.4 e	0.0 e	0.0 e	0.0 e	0.0 e	0.0 e	0.0 e
Qatar	453	2.1 e	0.7 e	0.5 e	0.5 e	0.5 e	0.6 e
Tunisia	744	4.9 e	1.3 e	1.3 e	1.3 e	1.1 e	1.3 e
United Arab Emirates	466	63.9 e	17.5 e	15.2 e	16.5 e	15.0 e	17.2 e
West Bank and Gaza	487	0.2 e	0.0 e	0.0 e	0.1 e	0.1 e	0.1 e
Sub-Saharan Africa	603	2.7	0.7	0.7	0.7	0.7	0.7	160.8	45.4	38.5	44.1	41.8	36.4
Benin	638	0.0 e	0.0 e	0.0 e	0.0 e	0.0 e	0.8 e	2.0 e	0.3 e	0.3 e	0.1 e	0.1 e
Burkina Faso	748	0.6 e	0.1 e	0.1 e	0.2 e	0.2 e	0.1 e
Cameroon	622	0.2 e	0.1 e	0.1 e	0.1 e	0.1 e	0.1 e	98.3 e	25.5 e	23.5 e	26.2 e	27.3 e	21.3 e
Central African Rep.	626	1.1 e	0.3 e	0.3 e	0.3 e	0.3 e	0.2 e	13.8 e	2.6 e	2.9 e	4.2 e	3.0 e	3.7 e
Congo, Republic of	634	0.2 e	0.1 e	0.1 e	0.1 e	0.1 e	0.1 e	1.0 e	0.3 e	0.2 e	0.2 e	0.3 e	0.3 e
Côte d'Ivoire	662	0.0 e	0.0 e	0.0 e	0.0 e	0.0 e	0.0 e	5.1 e	1.8 e	1.5 e	1.3 e	1.0 e	1.3 e
Ethiopia	644	0.0 e	0.0 e	0.0 e	0.0 e	0.0 e	0.0 e	0.1 e	0.1 e	0.0 e	0.0 e	0.0 e	0.0 e
Gabon	646	0.0 e	0.0 e	0.0 e	0.0 e	0.0 e	0.0 e	2.3 e	0.8 e	0.5 e	0.6 e	0.5 e	0.6 e
Ghana	652	0.0 e	0.0 e	0.0 e	0.0 e	0.0 e	0.0 e	0.4 e	0.1 e	0.1 e	0.1 e	0.1 e	0.1 e
Kenya	664	0.0 e	0.0 e	0.0 e	0.0 e	0.0 e	0.0 e	0.9 e	0.2 e	0.2 e	0.2 e	0.2 e	0.2 e
Madagascar	674	0.1 e	0.0 e	0.0 e	0.0 e	0.0 e	0.0 e
Mauritius	684	0.0 e	0.0 e	0.0 e	0.0 e	0.0 e	0.1 e	0.1 e	0.0 e	0.0 e	0.0 e	0.0 e
Nigeria	694	0.8 e	0.2 e	0.2 e	0.2 e	0.2 e	0.2 e	6.8 e	2.1 e	1.7 e	1.8 e	1.6 e	1.7 e
Senegal	722	24.8 e	9.3 e	6.1 e	7.3 e	6.0 e	5.4 e
South Africa	199	0.1 e	0.0 e	0.0 e	0.0 e	0.0 e	0.1 e	1.0 e	0.3 e	0.1 e	0.3 e	0.3 e	0.2 e
Tanzania	738	0.0 e	0.0 e	0.0 e	0.0 e	0.0 e	0.0 e	3.7 e	0.0 e	0.9 e	1.0 e	0.9 e	1.0 e
Togo	742	0.0 e	0.0 e	0.0 e	0.0 e	0.0 e	1.1 e	0.1 e	0.3 e	0.4 e	0.1 e	0.3 e
Western Hemisphere	205	0.1	0.3	0.0	0.0	0.0	0.0	2.3	0.3	0.6	0.5	0.7	0.4
Argentina	213	0.2 e	0.0 e	0.0 e	0.0 e	0.0 e	0.0 e
Brazil	223	2.1 e	0.2 e	0.6 e	0.5 e	0.7 e	0.4 e
Colombia	233	0.0 e	0.3 e	0.0 e	0.0 e	0.0 e	0.0 e	0.0 e	0.0 e	0.0 e	0.0 e	0.0 e
Dominican Republic	243	0.1 e	0.0 e	0.0 e	0.0 e	0.0 e	0.0 e
Other Countries n.i.e	910	0.2	0.1	0.1	0.1	0.1	0.1
Cuba	928	0.2 e	0.1 e	0.1 e	0.1 e	0.1 e	0.1 e
Memorandum Items													
Africa	605	2.7	0.7	0.7	0.7	0.7	0.7	166.7	47.2	40.0	45.7	43.1	38.0
Middle East	405	64.4	17.6	15.3	16.7	15.1	17.3	10.0	3.0	2.2	2.7	2.3	2.7
European Union	998	120.8	14.7	28.0	7.1	44.9	40.8	247.1	70.2	87.5	51.9	61.3	46.4
Export earnings: fuel	080	65.1	18.1	15.4	16.9	15.3	17.5	12.9	4.0	3.1	3.3	3.2	3.3
Export earnings: nonfuel	092	1,407.5	462.5	293.9	416.4	441.6	255.6	634.7	181.8	178.3	149.6	163.9	142.9

Chile (228)

In Millions of U.S. Dollars

		Exports (FOB)						Imports (CIF)					
		2016	2015Q4	2016Q1	2016Q2	2016Q3	2016Q4	2016	2015Q4	2016Q1	2016Q2	2016Q3	2016Q4
IFS World		59,869.4	15,384.4	15,081.8	14,849.9	14,079.6	15,858.0	58,892.0	16,242.6	14,038.0	13,924.7	15,196.2	15,733.2
World	001	59,838.0	14,889.7	15,080.7	14,826.1	14,152.4	15,778.9	55,712.3	15,724.2	13,750.2	13,924.7	15,054.4	12,983.0
Advanced Economies	110	28,224.5	6,465.9	7,384.0	7,136.7	6,563.3	7,140.6	22,848.4	7,007.4	6,225.3	6,389.1	6,413.0	3,821.0
Euro Area	163	6,282.5	1,554.7	1,576.3	1,620.9	1,584.9	1,500.5	8,271.6	2,396.5	2,190.3	2,073.8	2,256.1	1,751.5
Austria	122	50.0	11.4	12.9	15.3	13.4	8.3	259.5	65.4	58.8	58.2	76.7 r	65.8 r
Belgium	124	533.7	170.4	135.3	123.7	145.1	129.7	417.3	99.4	98.3	90.2	114.5 r	114.3 r
Cyprus	423	2.7	0.6	0.8	0.9	0.7	0.3	2.3	0.0	0.1	0.2	0.3 r	1.6 r
Estonia	939	15.7	4.3	3.7	4.0	3.6	4.4	6.7	1.4	1.4	2.9	1.5 r	0.9 r
Finland	172	118.5	43.5	41.1	37.4	20.1	20.0	278.0	83.9	75.9	78.6	59.4 r	64.2 r
France	132	799.4	137.2	198.4	235.6	184.4	180.9	2,344.4	626.3	520.4	503.6	598.7 r	721.6 r
Germany	134	685.1	207.9	175.2	169.8	172.4	167.8	1,750.3	634.8	516.3	525.5	527.1 r	181.5 r
Greece	174	87.1	23.7	24.3	36.2	10.7	15.8	24.3	4.3	6.9	7.1	7.0 r	3.3 r
Ireland	178	56.3	12.9	12.8	17.6	12.7	13.1	115.2	49.0	29.6	28.3	24.7 r	32.7 r
Italy	136	856.6	250.3	185.1	245.4	227.6	198.7	1,090.4	254.8	260.0	247.6	301.0 r	281.9 r
Latvia	941	7.5	2.5	1.9	2.0	1.9	1.7	7.0	3.2	0.7	2.6	1.7 r	2.0 r
Lithuania	946	19.3	4.5	5.3	5.0	4.6	4.3	7.1	1.5	1.5	1.7	1.6 r	2.3 r
Luxembourg	137	0.7	0.1	0.5	0.1	0.1	0.0	6.9	2.0	1.5	1.6	2.1 r	1.7 r
Malta	181	3.3	0.5	0.7	0.8	1.3	0.5	2.1	0.1	0.4	0.2	0.5 r	0.9 r
Netherlands	138	1,626.0	373.7	427.3	393.4	392.8	412.5	542.3	124.2	199.2	101.3	114.6 r	127.2 r
Portugal	182	38.2	6.4	5.7	14.9	12.9	4.6	129.4	34.6	32.4	31.8	33.0 r	32.2 r
Slovak Republic	936	1.5	0.6	0.2	0.3	0.5	0.4	15.9	5.5	5.6	5.6	2.2 r	2.5 r
Slovenia	961	1.7	0.7	0.3	0.4	0.6	0.5	17.4	3.8	3.1	5.5	4.8 r	4.0 r
Spain	184	1,379.3	303.5	345.0	318.0	379.4	337.0	1,255.1	402.4	378.2	381.4	384.6 r	110.9 r
Australia	193	307.8	54.9	113.3	55.2	88.0	51.4	307.6	74.4	73.1	84.8	75.8 r	73.9 r
Canada	156	959.6	253.3	275.7	236.4	221.1	226.4	601.3	172.6	141.7	195.2	145.0 r	119.4 r
China,P.R.: Hong Kong	532	105.5	24.4	34.9	17.4	20.1	33.2	62.9	18.8	12.9	15.8	15.3 r	18.9 r
China,P.R.: Macao	546	0.1	0.0	0.0	0.1	0.0	0.0	2.6	0.0	0.0	0.0	0.8 r	1.7 r
Czech Republic	935	9.4	1.5	2.4	2.7	2.1	2.2	69.3	12.6	13.0	14.5	17.6 r	24.2 r
Denmark	128	121.1	30.2	30.4	33.9	31.9	24.9	295.3	46.5	40.3	155.2	59.2 r	40.6 r
Iceland	176	4.5	1.5	1.8	0.6	1.2	1.0	4.3	0.3	0.6	1.2	0.8 r	1.7 r
Israel	436	85.3	18.6	23.8	25.3	18.2	18.0	125.8	29.8	44.2	40.9	28.9 r	11.8 r
Japan	158	5,144.8	1,309.7	1,334.1	1,246.9	1,055.4	1,508.4	1,926.5	525.9	492.7	478.5	535.9 r	419.4 r
Korea, Republic of	542	4,116.3	938.6	1,013.3	1,078.5	1,027.7	996.8	1,367.0	431.9	363.3	432.1	417.4 r	154.2 r
New Zealand	196	76.3	14.6	18.0	26.7	16.0	15.5	96.1	15.3	17.0	20.7	30.9 r	27.5 r
Norway	142	44.4	14.5	8.5	16.9	9.5	9.6	153.8	20.4	27.9	56.4	39.2 r	30.2 r
San Marino	135	0.6	0.6 r
Singapore	576	70.8	14.4	13.9	20.8	22.9	13.3	71.1	20.7	18.7	21.7	15.8 r	14.9 r
Sweden	144	126.8	14.2	15.1	33.3	38.3	40.1	265.5	106.5	78.1	82.2	75.5 r	29.7 r
Switzerland	146	559.2	110.8	110.3	139.6	114.0	195.2	257.9	57.4	68.9	53.3	56.7 r	79.0 r
Taiwan Prov.of China	528	1,115.4	315.8	280.3	330.1	267.9	237.1	302.1	70.8	74.2	74.1	78.1 r	75.7 r
United Kingdom	112	644.2	170.0	190.5	173.8	122.9	157.1	476.2	147.3	127.7	106.4	123.9 r	118.1 r
United States	111	8,450.4	1,624.4	2,341.6	2,077.7	1,921.2	2,109.9	8,190.8	2,859.9	2,440.6	2,482.4	2,440.0 r	827.9 r
Emerg. & Dev. Economies	200	31,314.6	8,336.2	7,616.8	7,619.8	7,511.4	8,566.5	31,067.2	8,343.5	7,192.9	7,199.4	8,269.9	8,405.0
Emerg. & Dev. Asia	505	19,231.1	4,990.7	4,891.2	4,562.9	4,388.0	5,389.0	16,149.5	4,502.0	3,984.0	3,696.2	4,317.9	4,151.4
Bangladesh	513	15.1	0.7	1.3	3.8	6.0	4.0	68.9	12.0	16.0	13.2	20.6 r	19.1 r
Brunei Darussalam	516	0.0	0.6	0.0	0.6 r
Cambodia	522	1.2	0.2	0.5	0.1	0.3	0.3	31.6	6.5	7.7	7.8	7.3 r	8.8 r
China,P.R.: Mainland	924	17,090.3	4,284.6	4,372.2	3,981.6	3,897.5	4,839.0	13,544.5	3,798.9	3,361.0	3,016.5	3,620.4 r	3,546.6 r
Fiji	819	1.0	0.1	0.3	0.2	0.3	0.2	0.0	0.0
F.T. French Polynesia	887	1.1	0.2	0.2	0.4	0.2	0.2	0.0	0.0	0.0	0.0
F.T. New Caledonia	839	0.3	0.2	0.1	0.1	0.1	0.0	0.3	0.0 r	0.3 r
India	534	1,405.1	411.4	339.2	389.7	310.6	365.6	715.8	216.9	185.9	174.8	178.5 r	176.5 r
Indonesia	536	62.3	37.3	14.3	21.0	13.3	13.7	164.7	45.2	36.3	39.4	43.1 r	45.9 r
Lao People's Dem.Rep	544	0.4	0.2	0.0	0.1	0.1	0.0
Malaysia	548	88.2	55.2	19.5	17.7	42.2	8.7	142.0	64.6	33.8	50.2	42.6 r	15.4 r
Maldives	556	0.2	0.0	0.0	0.1	0.1
Mongolia	948	0.2	0.1	0.1	0.0	0.1	0.2
Myanmar	518	0.2	0.2	0.0	0.1	0.1	2.6	0.2	0.2	0.1	0.7 r	1.5 r
Nauru	836	0.2	0.2 r
Nepal	558	0.2	0.1	0.1	0.0	0.1	1.8	0.1	0.1	0.1	0.2 r	1.5 r

Chile (228)

In Millions of U.S. Dollars

		Exports (FOB)						Imports (CIF)					
		2016	2015Q4	2016Q1	2016Q2	2016Q3	2016Q4	2016	2015Q4	2016Q1	2016Q2	2016Q3	2016Q4
Papua New Guinea	853	1.1	0.0	0.0	1.1
Philippines	566	53.1	36.6	7.3	10.5	16.6	18.9	49.8	14.5	10.4	8.3	14.2 r	17.0 r
Samoa	862	0.2	0.1	0.0	0.1	0.1	1.9	0.1	0.1	0.0	0.3 r	1.5 r
Sri Lanka	524	9.8	5.3	3.7	3.1	1.8	1.3	43.3	10.5	10.3	9.2	11.6 r	12.1 r
Thailand	578	305.6	98.6	88.4	85.8	53.2	78.2	660.9	169.3	176.3	159.9	216.0 r	108.7 r
Tonga	866	0.6	0.1	0.1	0.1	0.1	0.3
Vanuatu	846	0.0	0.0	0.9	0.0	0.0	0.1	0.9 r
Vietnam	582	194.8	59.6	43.6	48.5	44.3	58.3	719.5	162.9	145.9	216.7	162.3 r	194.6 r
Asia n.s.	598	0.1	0.0	0.0	0.0	0.1	0.0	0.2	0.0	0.2 r
Europe	170	1,112.9	339.3	221.5	313.9	258.3	319.1	645.4	138.3	157.1	159.6	151.6	177.1
Emerg. & Dev. Europe	903	583.5	204.8	107.6	175.7	133.8	166.4	565.5	127.2	135.0	142.0	136.7	151.9
Albania	914	0.1	0.1	0.0	1.3	0.1	0.2	0.2	0.4 r	0.4 r
Bosnia and Herzegovina	963	0.4	0.1	0.2	0.2	1.6	0.6	0.3	0.3	0.5 r	0.5 r
Bulgaria	918	242.6	101.8	39.1	53.7	58.0	91.7	7.8	1.3	2.2	2.0	1.9 r	1.7 r
Croatia	960	2.5	0.2	0.3	0.3	1.5	0.4	11.4	0.5	0.5	5.9	3.7 r	1.2 r
Hungary	944	10.0	3.6	1.9	2.4	2.2	3.5	126.1	22.7	29.1	30.1	31.1 r	35.8 r
Macedonia, FYR	962	1.2	1.1	0.1	0.5	0.0	0.3	0.1	0.0 r	0.1 r
Poland	964	79.2	31.3	24.5	15.1	23.2	16.4	93.2	24.2	22.9	21.2	26.7 r	22.4 r
Romania	968	15.6	12.5	0.7	0.7	1.5	12.6	43.6	6.7	8.9	13.0	9.4 r	12.3 r
Turkey	186	231.7	55.5	39.9	103.2	47.3	41.4	279.9	71.1	70.6	69.1	62.9 r	77.4 r
CIS	901	528.9	134.4	113.9	137.9	124.4	152.8	76.7	10.5	21.7	16.7	14.4	23.8
Armenia	911	0.4	0.1	0.1	0.1	0.1	0.1	0.0	0.0	0.0	0.0	0.0 r
Azerbaijan, Rep. of	912	0.0	0.1	0.0	0.0	0.0
Belarus	913	3.0	0.2	0.2	0.7	1.4	0.7	1.4	0.1	0.1	0.1	0.2 r	1.0 r
Kazakhstan	916	2.7	0.6	0.4	1.2	0.3	0.8	2.4	0.0	0.8	0.6 r	0.9 r
Kyrgyz Republic	917	0.1	0.0	0.1	0.0	0.0	0.0 r
Moldova	921	0.8	0.1	0.4	0.1	0.1	0.2	1.1	0.1	0.0	0.0	0.1 r	1.0 r
Russian Federation	922	513.3	130.3	109.8	133.5	121.1	148.8	51.5	10.0	10.7	14.0	9.4 r	17.3 r
Tajikistan	923	0.5	0.0	0.0	0.0 r	0.5 r
Ukraine	926	8.6	3.0	2.8	2.1	1.4	2.2	18.6	0.3	10.6	1.5	4.0 r	2.4 r
Uzbekistan	927	0.1	0.1	1.2	0.0	0.3	0.3	0.6 r
Europe n.s.	884	0.5	0.0	0.3	0.1	3.3	0.6	0.4	0.9	0.5 r	1.5 r
Mid East, N Africa, Pak	440	427.7	107.6	89.9	154.1	120.5	63.2	236.7	50.3	47.8	52.6	76.1	60.2
Algeria	612	3.1	0.5	0.8	0.7	0.4	1.1	0.2	0.0	0.0	0.0	0.0 r	0.1 r
Bahrain, Kingdom of	419	53.9	14.9	7.7	19.4	9.2	17.6	2.3	0.0	0.1	0.1	0.2 r	2.0 r
Egypt	469	42.6	7.9	14.4	10.5	9.3	8.5	8.6	2.2	1.5	2.7	2.0 r	2.4 r
Iran, I.R. of	429	19.9	3.0	5.8	4.1	4.7	5.3	1.2	0.4	0.5	0.1	0.2 r	0.3 r
Iraq	433	1.8	0.4	0.2	0.5	0.4	0.7
Jordan	439	6.8	1.1	1.6	1.0	2.3	1.8	3.5	0.8	0.9	1.2	0.8 r	0.6 r
Kuwait	443	4.9	0.7	1.2	1.6	2.0	0.1	1.7	0.0	0.0	0.0	0.2 r	1.6 r
Lebanon	446	3.3	0.4	1.0	1.1	0.5	0.7	0.9	0.3	0.1	0.1	0.1 r	0.6 r
Libya	672	3.0	0.1	2.7	0.2	0.0	0.1	0.0	0.0
Mauritania	682	0.1	0.0	0.0	0.0	0.0	0.1	0.4	0.0	0.0	0.4 r
Morocco	686	3.5	1.1	0.3	1.7	1.3	0.2	9.9	1.8	0.5	2.8	2.1 r	4.4 r
Oman	449	60.0	49.9	10.6	17.8	29.3	2.3	1.9	0.0	0.0	0.0	0.2 r	1.7 r
Pakistan	564	16.4	2.8	5.3	3.7	3.4	4.0	69.2	17.5	17.1	17.1	19.9 r	15.1 r
Qatar	453	7.7	1.7	2.1	2.3	2.2	1.1	39.0	1.9	0.5	0.3	26.6 r	11.7 r
Saudi Arabia	456	119.8	12.0	20.4	51.6	35.8	12.0	18.1	5.5	5.5	2.9	3.4 r	6.2 r
Sudan	732	0.6	0.1	0.5	0.0	0.0 r
Syrian Arab Republic	463	0.0	0.0	0.1	0.0	0.0	0.1 r
Tunisia	744	1.8	0.5	0.2	0.6	0.8	0.2	2.2	0.2	0.7	0.2	0.3 r	0.9 r
United Arab Emirates	466	78.3	10.7	18.1	34.2	18.5	7.6	77.5	19.6	20.3	25.0	20.0 r	12.1 r
Sub-Saharan Africa	603	191.8	75.2	31.9	47.8	54.7	57.4	102.6	23.9	20.1	32.7	22.1	27.6
Angola	614	2.5	0.3	0.4	0.3	1.3	0.5	2.9	1.7	0.2	0.7	0.5 r	1.5 r
Benin	638	2.4	0.5	1.5	0.2	0.4	0.4	0.0	0.0
Botswana	616	0.1	0.0	0.0	0.0	0.0	0.0	0.0
Burkina Faso	748	0.1	0.0	0.0	0.0	0.1	0.0
Cabo Verde	624	0.3	0.0	0.1	0.2	0.0	0.1	0.0	0.1 r
Cameroon	622	0.4	0.1	0.1	0.2	0.0	0.1
Central African Rep.	626	0.0	0.0	1.7	0.0	0.0	0.0	0.2 r	1.5 r

Chile (228)

In Millions of U.S. Dollars

		Exports (FOB)						Imports (CIF)					
		2016	2015Q4	2016Q1	2016Q2	2016Q3	2016Q4	2016	2015Q4	2016Q1	2016Q2	2016Q3	2016Q4
Congo, Dem. Rep. of	636	0.1	0.0	0.0	0.0 r
Congo, Republic of	634	0.7	0.1	0.1	0.1	0.1	0.4
Côte d'Ivoire	662	0.4	0.1	0.1	0.2	0.1	0.1	4.1	1.3	0.9	2.0	0.5 r	0.7 r
Equatorial Guinea	642	2.8	0.1	0.1	2.4	0.2	0.2	13.9	13.9
Ethiopia	644	0.3	0.0	0.1	0.2	0.0	0.8	0.1	0.0	0.1 r	0.7 r
Gabon	646	0.4	0.1	0.1	0.1	0.1	0.2	0.1	0.0	0.0	0.1	0.0 r
Ghana	652	6.6	5.0	1.2	1.4	1.7	2.2	0.9	0.0	0.0	0.9 r
Guinea	656	0.1	0.0	0.1	0.0
Kenya	664	3.8	0.4	0.3	0.4	0.2	2.9	3.2	3.0	0.8	1.3	0.5 r	0.6 r
Lesotho	666	0.6	0.0	0.6 r
Liberia	668	1.0	0.1	0.2	0.1	0.1	0.6	0.0	0.0	0.0
Madagascar	674	0.0	0.0	0.0	0.0	1.3	0.0	0.0	0.0	0.2 r	1.0 r
Malawi	676	0.2	0.0	0.1 r	0.1 r
Mali	678	0.1	0.1	0.0	0.1	0.0
Mauritius	684	0.4	0.1	0.1	0.1	0.2	0.1	1.2	0.0	0.1	0.0	0.2 r	0.9 r
Mozambique	688	4.3	0.9	1.1	0.9	1.3	0.9	0.0	0.0	0.0
Namibia	728	46.0	17.1	14.7	14.7	16.5	0.3	0.2	0.2	0.0	0.1 r
Niger	692	0.0	4.1	0.0
Nigeria	694	26.4	1.1	1.4	5.6	9.5	10.0	0.6	0.1	0.0	0.4	0.1 r
Senegal	722	0.2	0.1	0.2	0.0	0.0	0.3	0.0	0.0	0.0	0.0 r	0.3 r
Seychelles	718	0.2	0.1	0.1	0.0	0.1	0.2	0.0	0.1	0.1 r
Sierra Leone	724	0.3	0.0	0.1	0.1	0.0	0.1	0.3	0.1	0.0	0.3 r
South Africa	199	90.0	44.4	24.3	20.4	24.0	21.3	67.3	17.3	17.6	13.7	19.6 r	16.5 r
Swaziland	734	0.0	0.0	0.0	0.0	0.2	0.0	0.0	0.0	0.0 r	0.2 r
Tanzania	738	0.3	0.0	0.1	0.0	0.1	0.2	0.5	0.1	0.1	0.3	0.0 r
Togo	742	0.2	0.1	0.1
Uganda	746	0.0	0.8	0.0	0.0	0.1	0.0 r	0.6 r
Zambia	754	1.3	0.2	0.7	0.0	0.0	0.6	0.2	0.0	0.0 r	0.2 r
Zimbabwe	698	0.9	0.0	0.0	0.0 r	0.9 r
Africa n.s.	799	0.1	0.1
Western Hemisphere	205	10,351.0	2,823.4	2,382.2	2,541.2	2,689.9	2,737.7	13,933.0	3,628.9	2,983.9	3,258.2	3,702.2	3,988.6
Antigua and Barbuda	311	1.2	0.3	0.3	0.2	0.3	0.4
Argentina	213	740.1	214.2	154.2	160.7	225.4	199.9	2,446.0	586.3	576.1	570.5	637.0 r	662.4 r
Aruba	314	2.0	0.6	0.4	0.6	0.5	0.5	0.0	0.0	0.0
Bahamas, The	313	1.3	0.5	0.3	0.3	0.4	0.3	1.5	0.0	1.1	0.0	0.4 r
Barbados	316	2.2	0.7	0.5	0.6	0.6	0.5	0.0	0.0	0.0	0.0	0.0 r
Belize	339	2.0	0.4	0.5	0.5	0.3	0.7	0.0	0.0	0.0
Bolivia	218	1,168.9	337.6	274.6	289.0	258.4	347.0	130.1	31.8	19.1	20.3	38.9 r	51.8 r
Brazil	223	2,966.6	768.6	675.7	706.7	782.9	801.3	5,157.1	1,224.4	997.8	1,036.1	1,400.5 r	1,722.7 r
Colombia	233	741.9	178.9	167.5	181.2	201.7	191.5	783.5	190.8	174.4	212.3	186.3 r	210.4 r
Costa Rica	238	269.9	62.6	65.5	76.7	56.5	71.1	36.9	8.8	9.4	9.5	9.7 r	8.3 r
Dominica	321	0.4	0.1	0.1	0.1	0.0	0.2	0.0	0.0	0.0	0.0	0.0 r
Dominican Republic	243	80.7	18.2	17.3	24.5	17.2	21.7	15.7	4.2	2.4	5.5	3.9 r	3.9 r
Ecuador	248	388.6	118.4	91.7	117.8	100.9	78.2	1,004.1	284.9	187.6	272.6	243.2 r	300.7 r
El Salvador	253	51.4	13.2	12.2	14.3	16.3	8.6	7.5	2.1	1.4	2.2	1.7 r	2.2 r
Grenada	328	0.4	0.1	0.1	0.0	0.1	0.1	0.5	0.0	0.5 r
Guatemala	258	101.5	25.6	23.8	28.8	26.1	22.7	102.0	22.3	33.3	24.4	22.6 r	21.7 r
Guyana	336	1.9	0.4	0.4	0.4	0.7	0.4	0.0	0.2	0.0	0.0
Haiti	263	3.4	1.2	0.8	0.8	0.9	0.9	1.6	0.0	0.4	0.1	0.1 r	0.9 r
Honduras	268	48.5	11.6	13.5	11.7	14.5	8.8	11.7	3.3	1.2	2.0	2.0 r	6.5 r
Jamaica	343	12.8	4.0	2.1	3.4	3.7	3.6	0.4	0.2	0.1	0.0	0.0 r	0.3 r
Mexico	273	1,206.5	317.1	318.1	312.5	307.9	268.0	1,982.3	530.5	445.8	466.5	527.6 r	542.5 r
Netherlands Antilles	353	3.0	0.7	0.9	0.8	0.5	0.8	0.8	0.0	0.0	0.0	0.0 r	0.8 r
Nicaragua	278	34.1	9.6	7.8	9.5	9.8	6.9	3.5	0.9	0.7	1.1	0.7 r	1.1 r
Panama	283	152.1	54.2	22.7	37.6	45.5	46.3	70.5	25.3	16.0	25.9	19.4 r	9.2 r
Paraguay	288	544.1	112.2	96.0	134.2	136.8	177.0	576.9	234.5	114.6	120.5	184.9 r	156.9 r
Peru	293	1,528.0	434.5	353.2	353.5	400.3	421.0	778.5	293.3	197.1	282.9	213.3 r	85.3 r
St. Kitts and Nevis	361	0.2	0.1	0.0	0.1	0.0	0.1
St. Lucia	362	0.8	0.1	0.1	0.2	0.2	0.2	0.0	0.0
St. Vincent & Grens.	364	0.5	0.0	0.0	0.2	0.1	0.2	0.7	0.2	0.1	0.4 r

Chile (228)

In Millions of U.S. Dollars

		Exports (FOB)						Imports (CIF)					
		2016	2015Q4	2016Q1	2016Q2	2016Q3	2016Q4	2016	2015Q4	2016Q1	2016Q2	2016Q3	2016Q4
Suriname	366	1.3	1.2	0.4	0.4	0.3	0.1	0.2	0.0	0.0	0.2 r
Trinidad and Tobago	369	17.4	6.2	3.0	6.7	4.4	3.4	598.9	134.8	145.9	144.0	152.8 r	156.1 r
Uruguay	298	131.0	41.0	32.5	30.2	35.4	32.9	164.6	48.5	35.2	40.0	48.5 r	40.9 r
Venezuela, Rep. Bol.	299	146.0	88.9	45.9	37.0	40.9	22.2	56.6	1.8	23.8	21.5	8.1 r	3.3 r
Western Hem. n.s.	399	0.6	0.2	0.2	0.1	0.2	0.1	0.8	0.3	0.1	0.4 r
Other Countries n.i.e	910	42.3	7.7	14.0	11.0	11.4	5.9	11.8	2.6	2.6	2.8	2.6	3.8
Cuba	928	35.7	7.7	10.4	10.5	9.0	5.9	4.1	1.3	0.9	1.0	0.9 r	1.4 r
Korea, Dem. People's Rep.	954	6.5	0.0	3.6	0.5	2.4	0.0	7.6	1.3	1.7	1.8	1.7 r	2.4 r
Countries & Areas n.s.	898	256.6	79.9	65.9	58.6	66.3	65.8	1,784.9	370.7	329.4	333.3	368.8 r	753.4 r
Memorandum Items													
Africa	605	200.9	77.3	33.3	51.4	57.3	59.0	115.2	26.0	21.4	35.8	24.6	33.5
Middle East	405	402.2	102.7	83.3	146.8	114.4	57.6	154.9	30.8	29.5	32.4	53.7	39.2
European Union	998	7,534.0	1,919.8	1,881.2	1,936.8	1,866.5	1,849.5	9,660.0	2,764.8	2,513.0	2,504.3	2,605.2	2,037.5
Export earnings: fuel	080	3,364.1	956.4	761.8	909.7	841.7	850.9	2,786.9	683.3	588.8	728.9	690.8	778.4
Export earnings: nonfuel	092	56,473.8	13,933.2	14,318.8	13,916.4	13,310.7	14,927.9	52,925.4	15,040.9	13,161.4	13,195.8	14,363.6	12,204.6

China, P.R.: Mainland (924)

In Millions of U.S. Dollars

		Exports (FOB)						Imports (CIF)					
		2016	2015Q4	2016Q1	2016Q2	2016Q3	2016Q4	2016	2015Q4	2016Q1	2016Q2	2016Q3	2016Q4
IFS World		2,134,515.1	613,845.0	464,128.0	532,905.6	557,742.4	579,739.0	1,589,899.3	437,765.1	338,407.5	390,555.9	413,625.8	447,310.0
World	001	2,136,594.8	612,145.2	464,143.7	534,000.9	557,732.4	580,717.8	1,589,460.2	410,818.4	338,407.5	390,559.1	413,478.1	447,015.4
Advanced Economies	110	1,403,499.1	414,433.4	305,425.7	343,985.0	367,412.9	386,675.5	965,958.8	244,951.2	208,768.5	237,311.4	248,802.7	271,076.3
Euro Area	163	240,802.5	65,474.8	54,389.6	59,834.0	62,933.7	63,645.2	168,328.7	41,349.8	37,623.6	43,344.2	43,637.0	43,723.9
Austria	122	2,245.6	683.2	537.5	594.2	585.0	528.9	5,004.1	1,158.1	1,069.3	1,332.9	1,391.5	1,210.4
Belgium	124	14,987.3	4,097.2	3,482.5	3,811.9	3,896.6	3,796.4	6,867.0	1,587.1	1,641.6	1,862.8	1,606.0	1,756.6
Cyprus	423	471.0	161.8	153.6	90.5	119.3	107.6	47.8	13.0	10.6	14.9	9.8	12.5
Estonia	939	968.6	224.4	208.2	228.4	248.0	284.0	211.5	52.9	49.7	47.2	63.6	51.0
Finland	172	2,912.9	856.7	664.4	774.2	777.6	696.6	3,451.8	741.8	742.6	940.8	901.5	866.8
France	132	25,303.2	6,993.5	5,723.5	6,574.5	6,592.1	6,413.2	22,699.6	6,637.7	5,487.5	5,627.4	5,577.3	6,007.4
Germany	134	66,044.1	17,940.6	14,983.9	16,393.6	17,286.7	17,379.9	86,376.9	20,798.2	18,995.6	22,684.4	22,578.1	22,118.9
Greece	174	4,296.2	1,016.0	983.5	1,092.1	1,105.1	1,115.5	284.7	62.3	70.5	54.0	63.8	96.5
Ireland	178	2,812.6	790.8	651.9	695.3	706.6	758.9	5,279.0	1,396.9	1,116.5	1,107.0	1,464.4	1,591.1
Italy	136	26,565.2	7,095.1	6,134.4	7,185.6	6,770.2	6,475.1	16,738.0	4,089.8	3,556.7	4,183.2	4,427.9	4,570.3
Latvia	941	1,081.1	247.8	223.9	290.1	285.3	281.9	132.2	31.6	29.8	36.1	32.1	34.2
Lithuania	946	1,301.5	314.5	269.0	314.8	363.6	354.2	163.5	30.4	30.1	42.9	43.1	47.4
Luxembourg	137	1,255.5	715.1	404.9	299.8	290.5	260.4	305.7	83.7	69.6	82.3	83.6	70.2
Malta	181	1,603.3	521.3	370.0	478.9	254.6	499.8	399.9	96.1	89.5	93.1	100.7	116.7
Netherlands	138	58,051.7	16,135.4	12,791.6	13,020.4	15,338.8	16,900.9	9,741.9	2,202.8	2,387.6	2,530.4	2,467.9	2,356.0
Portugal	182	4,039.8	703.4	940.9	1,036.3	1,071.1	991.6	1,580.9	284.7	296.4	362.6	453.6	468.3
Slovak Republic	936	2,870.1	838.2	595.9	653.1	830.2	790.9	2,407.1	576.8	546.7	640.2	646.3	573.9
Slovenia	961	2,293.3	569.9	523.6	551.3	617.4	600.9	436.5	69.9	86.1	111.1	115.7	123.6
Spain	184	21,699.3	5,569.9	4,746.5	5,749.1	5,795.1	5,408.6	6,200.4	1,435.9	1,347.2	1,591.0	1,610.1	1,652.1
Australia	193	38,061.2	11,205.3	8,705.1	8,666.3	10,203.6	10,486.2	70,127.2	15,471.9	13,397.7	17,144.1	18,878.2	20,707.2
Canada	156	27,854.7	7,220.3	5,875.5	6,870.6	7,635.6	7,473.0	18,248.1	4,712.9	4,487.6	4,501.1	4,211.0	5,048.4
China, P.R.: Hong Kong	532	293,996.7	107,855.9	60,691.2	73,909.1	73,596.2	85,800.2	17,016.7	2,807.8	3,831.3	6,201.8	4,855.5	2,128.1
China, P.R.: Macao	546	3,352.3	1,193.9	696.8	967.1	886.8	801.5	139.7	41.3	38.6	39.1	32.5	29.5
Czech Republic	935	8,061.2	2,330.3	1,883.8	1,882.9	2,050.1	2,244.5	2,948.1	698.4	684.0	731.6	722.4	810.1
Denmark	128	5,459.3	1,498.5	1,193.4	1,294.8	1,561.2	1,409.9	4,267.1	995.4	951.1	1,184.9	1,185.8	945.2
Iceland	176	134.3	27.4	17.5	47.8	40.0	29.1	95.3	23.9	11.2	19.6	31.6	32.9
Israel	436	8,351.5	2,027.2	1,892.8	2,147.5	2,290.5	2,020.8	3,201.6	739.4	667.4	774.4	866.7	893.2
Japan	158	129,617.5	35,197.0	30,938.6	30,800.3	33,382.5	34,496.0	145,524.0	36,558.3	30,504.5	36,021.4	38,463.1	40,535.1
Korea, Republic of	542	95,815.6	28,013.5	21,169.5	24,212.8	23,726.0	26,707.3	159,187.1	47,475.7	35,993.3	38,508.0	40,458.3	44,227.6
New Zealand	196	4,882.0	1,324.6	1,041.2	1,123.5	1,371.5	1,345.8	7,143.6	1,351.0	1,916.4	1,822.2	1,711.1	1,694.0
Norway	142	2,618.3	629.9	652.4	609.9	726.6	629.3	3,189.7	937.9	810.1	879.6	659.7	840.3
San Marino	135	1.5	1.5	1.0	1.0
Singapore	576	47,447.4	13,884.7	11,120.0	11,951.0	11,976.0	12,400.4	25,920.9	6,027.2	5,114.4	6,655.3	6,652.5	7,498.6
Sweden	144	6,345.7	1,684.1	1,405.2	1,619.0	1,747.7	1,573.7	6,140.1	1,635.2	1,359.7	1,632.4	1,588.7	1,559.3
Switzerland	146	3,253.2	846.3	717.1	813.6	748.0	974.5	40,092.4	2,255.2	7,390.4	6,556.5	10,363.7	15,781.8
Taiwan Prov. of China	528	41,084.0	11,395.5	9,152.8	10,783.7	9,995.0	11,152.6	140,077.0	39,534.0	28,394.1	33,791.1	37,376.7	40,515.0
United Kingdom	112	56,645.7	16,206.6	12,091.9	13,727.2	15,947.9	14,878.8	18,648.0	4,270.2	4,325.9	4,687.7	5,044.7	4,589.8
United States	111	389,714.4	106,417.5	81,791.4	92,723.8	106,594.0	108,605.3	135,662.3	38,065.9	31,267.1	32,816.3	32,063.5	39,515.3
Emerg. & Dev. Economies	200	726,977.2	196,140.9	157,643.6	188,597.8	188,600.1	192,135.6	490,082.1	122,397.3	102,549.7	120,850.8	129,444.3	137,237.3
Emerg. & Dev. Asia	505	303,345.8	82,047.3	67,231.0	77,457.7	76,544.4	82,112.8	189,161.7	47,745.4	39,602.6	44,089.7	48,381.3	57,088.1
Bangladesh	513	14,694.8	3,703.2	3,391.0	3,856.7	3,497.0	3,950.2	858.1	178.2	198.5	225.1	229.5	205.0
Bhutan	514	5.1	3.1	0.9	1.8	1.0	1.3	0.1	0.0	0.0	0.0	0.0	0.1
Brunei Darussalam	516	610.7	317.9	210.2	161.2	121.5	117.8	207.4	41.6	39.4	107.5	26.2	34.3
Cambodia	522	4,010.6	1,010.9	902.2	1,088.9	975.9	1,043.6	830.9	163.3	166.2	219.7	243.9	201.0
Fiji	819	400.1	88.5	89.7	113.0	105.9	91.5	17.2	0.7	10.4	1.2	4.1	1.5
F.T. French Polynesia	887	54.4	63.3	11.2	12.5	15.6	15.2	6.6	0.6	0.5	2.1	1.7	2.3
F.T. New Caledonia	839	87.6	27.8	18.0	19.5	23.5	26.6	495.2	96.0	104.0	80.0	149.6	161.7
India	534	59,435.2	14,925.3	13,438.1	14,690.3	16,273.5	15,033.3	11,759.6	3,359.4	2,815.7	2,965.8	2,681.4	3,296.6
Indonesia	536	32,835.3	8,170.3	7,319.0	8,165.1	8,309.8	9,041.4	21,256.3	5,062.9	4,335.6	5,008.6	5,207.8	6,704.3
Kiribati	826	26.5	9.5	3.5	6.9	11.1	5.0	9.5	2.4	0.8	2.4	6.2
Lao People's Dem. Rep.	544	1,010.7	389.3	236.4	255.8	229.3	289.2	1,343.6	372.2	347.7	355.0	261.7	379.2
Malaysia	548	39,426.3	10,423.8	8,084.6	10,300.9	9,788.7	11,252.0	49,044.4	13,685.6	10,335.5	11,757.4	12,933.8	14,017.7
Maldives	556	342.2	57.3	97.5	90.1	71.1	83.5	0.2	0.0	0.0	0.1	0.1	0.1
Marshall Islands	867	1,020.0	1,020.0	3.8	3.8
Micronesia	868	6.9	6.9	0.4	0.4
Mongolia	948	995.0	311.4	171.2	254.8	325.7	243.3	3,533.1	881.6	775.2	897.6	787.0	1,073.3

China, P.R.: Mainland (924)

In Millions of U.S. Dollars

		Exports (FOB)						Imports (CIF)					
		2016	2015Q4	2016Q1	2016Q2	2016Q3	2016Q4	2016	2015Q4	2016Q1	2016Q2	2016Q3	2016Q4
Myanmar	518	8,308.7	2,678.1	2,040.2	2,202.3	1,884.4	2,181.8	4,220.4	2,103.1	951.5	927.4	887.5	1,453.9
Nauru	836	1.6	3.7	0.4	1.0	0.2	0.1	0.0	0.0	0.0	0.0	0.0	0.0
Nepal	558	873.5	140.4	132.1	239.6	265.6	236.2	22.4	3.9	4.9	5.9	6.8	4.8
Palau	565	20.7	10.4	6.9	4.3	5.0	4.5	0.0	0.0	0.0	0.0
Papua New Guinea	853	669.4	197.1	149.4	157.5	166.9	195.6	1,661.1	539.4	483.6	426.6	322.2	428.7
Philippines	566	30,354.6	7,679.3	6,474.6	8,260.7	7,457.9	8,161.4	17,352.2	4,756.6	3,529.4	4,178.0	4,840.0	4,804.7
Samoa	862	73.5	21.5	16.4	18.2	21.4	17.5	0.8	0.5	0.5	0.2	0.1	0.0
Solomon Islands	813	103.0	35.2	24.3	32.8	23.1	22.9	376.3	102.4	95.4	83.6	90.9	106.4
Sri Lanka	524	4,384.0	1,255.8	1,048.4	1,095.7	1,062.6	1,177.3	274.0	60.1	69.0	61.2	72.6	71.2
Thailand	578	38,296.7	10,481.7	8,992.0	9,955.3	9,669.5	9,679.8	38,671.3	9,627.6	7,782.6	8,417.1	10,139.2	12,332.3
Timor-Leste	537	171.9	43.8	22.6	37.5	60.8	51.0	0.3	0.0	0.1	0.0	0.2
Tonga	866	31.7	11.2	5.5	8.0	9.9	8.4	0.0	0.0	0.0
Tuvalu	869	5.6	5.2	0.8	1.2	1.9	1.7	0.0	0.0	0.0
Vanuatu	846	68.2	23.9	20.1	19.7	14.5	13.9	4.9	2.9	0.5	1.5	0.6	2.4
Vietnam	582	62,040.9	19,021.4	13,112.3	15,634.2	15,159.5	18,135.0	37,187.3	6,698.9	7,554.3	8,357.1	9,480.2	11,795.6
Asia n.s.	598	2,980.3	936.8	1,211.6	772.2	991.5	5.0	24.0	5.5	1.1	10.8	11.8	0.4
Europe	170	106,849.6	26,943.9	22,025.2	27,035.9	29,132.5	28,656.0	59,266.4	15,605.7	13,715.8	15,711.7	14,036.6	15,802.4
Emerg. & Dev. Europe	903	44,334.2	11,369.2	10,220.5	11,514.7	11,361.1	11,237.8	11,480.5	2,811.2	2,657.5	2,649.1	3,071.0	3,103.0
Albania	914	517.9	127.3	123.0	161.5	123.1	110.3	129.7	25.7	26.4	23.0	34.7	45.6
Bosnia and Herzegovina	963	64.5	19.0	13.6	15.0	21.3	14.6	43.5	9.7	8.0	9.8	13.7	12.1
Bulgaria	918	1,066.5	271.8	232.2	286.2	287.3	260.8	583.9	177.0	162.0	148.4	128.5	145.0
Croatia	960	1,029.2	239.8	243.4	285.4	265.2	235.1	161.4	30.0	27.3	21.6	71.1	41.4
Faroe Islands	816	1.7	2.0	0.3	0.5	0.4	0.5	103.1	22.8	27.4	26.6	19.5	29.6
Gibraltar	823	7.2	75.4	1.2	1.9	2.6	1.4	0.0	0.1	0.0
Hungary	944	5,427.5	1,340.9	1,192.9	1,388.1	1,416.5	1,429.9	3,463.1	818.8	737.6	816.2	940.1	969.3
Macedonia, FYR	962	61.4	32.7	27.6	18.7	15.1	45.1	28.5	10.9	12.3	11.3	10.6
Montenegro	943	109.3	33.8	31.9	32.9	23.8	20.7	32.8	5.8	1.2	5.6	14.6	11.4
Poland	964	15,253.5	3,816.7	3,373.6	3,593.0	4,146.2	4,140.7	2,533.1	677.1	675.0	570.7	639.6	647.7
Romania	968	3,476.0	808.9	734.2	925.6	906.5	909.8	1,442.9	300.4	286.9	360.0	399.7	396.3
Serbia, Republic of	942	434.6	105.8	88.3	111.8	117.5	116.9	161.8	41.6	37.2	43.5	46.2	35.0
Turkey	186	16,884.8	4,495.2	4,158.2	4,694.0	4,035.3	3,997.3	2,780.1	673.7	657.7	611.4	752.1	758.9
CIS	901	62,485.4	15,573.9	11,804.4	15,520.8	17,770.9	17,389.2	47,785.8	12,794.4	11,058.2	13,062.6	10,965.5	12,699.5
Armenia	911	113.5	38.2	25.9	25.7	33.0	28.8	274.5	73.4	83.9	67.5	44.3	78.8
Azerbaijan, Rep. of	912	356.9	101.1	37.8	117.6	93.2	108.2	412.0	175.2	11.7	58.0	111.6	230.8
Belarus	913	1,100.2	172.3	466.1	193.9	254.9	185.2	435.1	283.1	116.2	139.4	43.9	135.6
Georgia	915	763.4	190.1	140.8	223.3	200.9	198.4	52.0	8.7	11.9	16.4	7.7	16.0
Kazakhstan	916	8,273.0	1,971.1	1,233.4	2,158.5	2,343.1	2,538.0	4,792.8	1,451.1	849.2	1,394.0	1,159.2	1,390.4
Kyrgyz Republic	917	5,714.7	1,221.3	1,108.5	1,348.3	1,664.0	1,593.9	71.1	8.0	10.0	13.5	14.4	33.1
Moldova	921	77.5	27.0	18.3	19.0	19.4	20.8	24.4	4.6	5.4	5.0	6.4	7.6
Russian Federation	922	37,696.5	9,584.7	7,070.0	9,146.8	10,942.5	10,537.2	32,058.4	8,348.7	7,051.6	8,532.9	7,594.1	8,879.8
Tajikistan	923	1,717.1	576.7	260.7	528.4	416.1	511.9	31.2	15.4	7.1	5.5	11.5	7.1
Turkmenistan	925	341.0	144.4	95.5	114.0	66.5	65.0	5,563.3	1,627.3	1,952.2	1,363.2	1,104.1	1,143.7
Ukraine	926	4,272.7	996.3	884.3	1,085.9	1,183.2	1,119.4	2,464.1	532.1	556.8	1,010.0	485.6	411.7
Uzbekistan	927	2,059.1	550.6	463.2	559.4	554.1	482.4	1,606.9	266.6	402.2	457.2	382.8	364.8
Europe n.s.	884	30.1	0.9	0.3	0.4	0.5	28.9	0.1	0.0	0.0	0.0	0.0	0.0
Mid East, N Africa, Pak	440	138,995.7	36,747.9	31,293.8	38,826.7	34,398.9	34,476.4	86,815.1	23,096.8	18,043.1	20,783.9	23,076.3	24,911.8
Afghanistan, I.R. of	512	435.3	98.1	64.8	106.5	125.0	139.1	4.5	3.0	0.5	0.9	1.4	1.7
Algeria	612	7,802.0	1,863.4	1,743.2	2,019.9	2,092.8	1,946.2	328.8	231.5	122.3	140.0	14.9	51.6
Bahrain, Kingdom of	419	818.7	254.0	194.2	202.1	207.3	215.1	63.5	6.5	14.4	12.9	17.3	18.9
Djibouti	611	2,249.1	620.8	440.6	622.3	595.5	590.7	0.1	0.0	0.0	0.0	0.1	0.0
Egypt	469	10,779.1	3,007.4	2,734.7	2,969.3	2,723.0	2,352.1	548.9	191.7	65.3	100.3	209.9	173.4
Iran, I.R. of	429	16,730.4	4,010.3	3,261.8	4,218.3	4,204.2	5,046.2	14,919.2	3,137.8	2,677.4	4,039.4	3,863.9	4,338.4
Iraq	433	7,743.1	2,012.4	1,563.0	2,042.8	2,085.4	2,051.9	10,618.2	2,653.6	1,856.5	2,522.4	3,110.7	3,128.6
Jordan	439	3,051.2	768.0	715.9	893.6	730.4	711.4	211.2	105.9	38.7	51.4	36.1	85.0
Kuwait	443	3,117.6	855.6	783.9	894.5	720.9	718.3	6,357.8	1,681.7	1,189.1	1,478.4	2,089.0	1,601.3
Lebanon	446	2,218.0	645.2	483.6	685.2	522.3	526.9	17.7	4.4	4.6	4.5	4.8	3.8
Libya	672	1,236.9	371.2	353.8	325.1	296.1	261.9	346.2	54.5	85.7	21.7	83.4	155.3
Mauritania	682	907.6	289.6	219.5	279.5	205.5	203.0	735.2	197.0	157.1	168.4	200.6	209.1
Morocco	686	3,164.1	812.2	642.8	915.3	836.7	769.2	550.2	99.9	135.3	122.7	148.5	143.7
Oman	449	2,211.7	504.4	463.5	653.0	586.5	508.7	11,877.1	3,372.8	2,389.9	2,814.1	3,396.9	3,276.3

China, P.R.: Mainland (924)

In Millions of U.S. Dollars

		Exports (FOB)						Imports (CIF)					
		2016	2015Q4	2016Q1	2016Q2	2016Q3	2016Q4	2016	2015Q4	2016Q1	2016Q2	2016Q3	2016Q4
Pakistan	564	17,697.8	4,597.1	3,944.2	4,829.6	4,287.4	4,636.7	1,902.3	588.0	449.1	485.9	418.7	548.6
Qatar	453	1,559.7	459.7	342.6	486.7	395.4	335.0	3,994.7	1,288.7	1,274.9	660.7	657.0	1,402.2
Saudi Arabia	456	19,682.9	5,003.5	4,576.4	5,885.2	4,705.8	4,515.4	23,595.4	6,152.7	5,097.6	5,802.3	6,130.3	6,565.2
Somalia	726	401.4	81.0	65.1	113.6	107.9	114.8	11.7	8.1	2.5	3.8	0.8	4.6
Sudan	732	2,235.1	520.4	525.9	709.0	522.0	478.2	489.2	163.6	133.1	95.6	131.1	129.5
Syrian Arab Republic	463	971.8	275.4	226.4	264.4	231.0	249.9	3.3	2.4	0.9	0.5	0.9	1.0
Tunisia	744	1,320.1	315.3	334.6	377.3	310.5	297.7	138.8	40.4	36.9	30.0	37.5	34.3
United Arab Emirates	466	30,862.3	9,033.5	7,221.7	8,730.9	7,517.2	7,392.5	9,936.3	3,056.5	2,306.1	2,222.1	2,444.9	2,963.2
West Bank and Gaza	487	63.7	18.5	16.2	17.7	14.7	15.0	0.3	0.2	0.0	0.1	0.1	0.1
Yemen, Republic of	474	1,736.2	330.9	375.5	584.9	375.4	400.4	164.5	55.6	5.2	5.8	77.5	76.0
Sub-Saharan Africa	603	64,865.5	19,894.2	13,576.7	17,547.2	17,065.2	16,676.4	53,524.0	10,916.6	11,835.1	12,953.2	13,941.8	14,793.9
Angola	614	1,761.2	784.1	345.6	384.3	510.2	521.1	13,818.7	3,357.0	3,100.1	3,335.7	4,110.1	3,272.8
Benin	638	2,088.1	776.4	481.7	621.8	547.2	437.4	55.3	13.9	23.8	27.9	3.1	0.5
Botswana	616	219.5	61.4	47.9	52.8	65.2	53.6	62.2	29.1	17.0	17.9	11.8	15.4
Burkina Faso	748	142.2	30.2	29.9	37.7	35.7	38.9	14.0	6.7	1.0	4.0	0.1	8.9
Burundi	618	45.3	9.0	7.7	14.2	13.7	9.6	2.7	0.1	0.3	0.7	0.6	1.1
Cabo Verde	624	49.4	9.6	8.2	14.4	16.0	10.8	0.1	0.0	0.0	0.1	0.0
Cameroon	622	1,611.2	422.4	321.0	455.7	436.3	398.2	394.8	124.4	87.6	136.6	119.1	51.5
Central African Rep.	626	15.5	4.4	5.7	2.8	5.0	2.0	31.6	5.3	4.9	9.2	7.5	9.9
Chad	628	96.5	23.2	20.6	24.2	24.8	26.8	104.8	30.9	0.0	80.9	0.1	23.7
Comoros	632	58.6	20.3	9.4	24.9	10.6	13.7	0.0	0.0	0.0	0.0	0.0	0.0
Congo, Dem. Rep. of	636	1,022.2	340.5	246.1	290.8	269.6	215.7	2,080.6	683.4	570.2	530.4	455.1	524.9
Congo, Republic of	634	766.9	272.9	167.4	209.8	215.9	173.7	2,278.7	390.5	423.1	574.5	725.1	556.1
Côte d'Ivoire	662	1,597.1	478.7	338.4	461.8	404.0	393.0	101.4	30.1	21.3	27.8	21.1	31.2
Equatorial Guinea	642	152.9	60.6	35.6	44.4	41.5	31.4	632.3	223.5	180.4	181.6	104.2	166.1
Eritrea	643	69.3	65.4	10.7	33.9	12.5	12.2	167.7	23.4	47.3	43.7	26.7	50.1
Ethiopia	644	3,255.1	1,073.7	791.0	868.8	789.1	806.1	421.4	43.4	109.9	166.0	95.2	50.3
Gabon	646	387.3	347.8	96.4	95.0	94.4	101.5	1,375.0	279.6	313.1	366.0	262.2	433.6
Gambia, The	648	321.2	80.5	70.6	90.6	89.7	70.3	90.2	7.8	12.2	25.0	24.9	28.0
Ghana	652	4,871.9	1,434.7	996.8	1,388.3	1,212.8	1,274.0	1,297.8	165.5	360.5	152.1	382.6	402.6
Guinea	656	1,179.8	297.2	242.8	332.7	323.8	280.6	659.5	17.5	94.8	161.9	155.8	247.0
Guinea-Bissau	654	21.3	6.5	5.0	6.1	5.2	5.0	0.2	0.1	0.2
Kenya	664	5,758.4	1,598.7	1,099.6	1,652.5	1,538.2	1,468.1	97.2	21.3	19.4	22.9	26.8	28.0
Lesotho	666	55.7	13.8	10.0	15.3	17.1	13.3	19.6	1.6	5.6	7.8	2.5	3.7
Liberia	668	1,594.3	310.8	342.1	284.3	491.6	476.3	48.3	24.7	7.0	16.9	17.4	7.0
Madagascar	674	991.7	261.4	199.3	289.9	257.2	245.2	158.9	42.3	31.7	50.4	37.4	39.5
Malawi	676	237.5	78.1	44.3	69.4	65.5	58.2	26.1	0.6	12.7	12.1	0.8	0.6
Mali	678	369.8	73.1	91.4	95.6	88.0	94.8	98.7	5.6	6.2	48.9	38.8	4.8
Mauritius	684	783.9	239.1	148.8	226.6	205.5	202.9	19.7	3.9	3.9	3.7	6.7	5.4
Mozambique	688	1,380.0	490.3	275.4	373.5	344.4	386.6	479.9	113.4	129.3	77.5	129.7	143.4
Namibia	728	278.8	101.8	48.7	71.6	71.6	86.8	164.0	76.3	25.6	48.6	21.1	68.7
Niger	692	101.3	24.8	14.4	37.3	28.6	21.1	125.8	24.4	60.7	29.7	21.1	14.3
Nigeria	694	10,326.3	3,565.4	2,103.8	2,954.3	2,630.0	2,638.2	899.9	246.0	253.7	367.7	132.5	146.1
Rwanda	714	111.4	44.0	22.0	30.9	30.8	27.7	33.2	10.6	8.7	5.0	11.4	8.1
São Tomé & Príncipe	716	6.6	3.4	1.3	2.4	1.5	1.5	0.0	0.0	0.0	0.0
Senegal	722	2,270.1	605.0	440.0	729.3	586.8	514.0	161.6	13.3	46.2	86.8	14.7	13.8
Seychelles	718	56.8	17.9	9.1	8.8	19.5	19.4	0.1	0.0	0.1	0.0	0.0
Sierra Leone	724	263.8	85.9	65.3	74.0	64.7	59.9	236.1	4.5	41.3	64.7	76.0	54.0
South Africa	199	13,027.3	3,635.1	2,743.6	3,200.4	3,593.6	3,489.8	22,542.5	3,798.2	4,564.4	4,849.3	5,789.7	7,339.2
South Sudan, Rep. of	733	45.8	14.3	20.8	13.7	5.7	5.6	1,448.7	455.6	313.7	382.4	351.5	401.1
Swaziland	734	42.6	10.8	10.0	7.3	13.4	11.8	0.3	0.1	0.0	0.0	0.1	0.1
Tanzania	738	3,713.5	1,129.0	775.1	1,025.0	1,017.5	896.0	317.0	75.4	20.8	37.9	139.5	118.8
Togo	742	1,957.7	586.7	484.0	556.0	489.2	428.5	105.3	13.0	31.7	51.9	17.9	3.8
Uganda	746	829.1	151.5	109.2	157.1	157.1	405.8	37.8	18.5	10.7	11.9	7.6	7.6
Zambia	754	493.8	97.2	134.7	101.9	135.2	122.1	2,185.8	492.8	572.0	607.9	548.6	457.3
Zimbabwe	698	395.6	154.1	104.8	85.8	88.5	116.5	728.4	42.5	301.9	326.9	44.9	54.8
Africa n.s.	799	41.1	2.6	0.2	29.4	0.8	10.8	0.0	0.0	0.0	0.0
Western Hemisphere	205	112,920.5	30,507.6	23,516.9	27,730.3	31,459.1	30,214.1	101,315.0	25,032.8	19,353.2	27,312.4	30,008.4	24,641.1
Antigua and Barbuda	311	103.8	12.9	38.4	25.5	8.0	31.9	0.0	0.0	0.0	0.0
Argentina	213	7,256.1	2,269.1	1,673.2	1,823.2	1,861.9	1,897.8	5,122.5	1,365.8	407.8	694.7	2,557.3	1,462.7

China, P.R.: Mainland (924)

In Millions of U.S. Dollars

		Exports (FOB)						Imports (CIF)					
		2016	2015Q4	2016Q1	2016Q2	2016Q3	2016Q4	2016	2015Q4	2016Q1	2016Q2	2016Q3	2016Q4
Aruba	314	26.4	19.2	4.7	8.0	6.7	7.1	0.4	0.0	0.4	0.0	0.0
Bahamas, The	313	360.8	63.2	23.3	227.1	34.5	75.9	51.6	18.0	3.0	11.5	35.5	1.6
Barbados	316	72.8	12.2	16.5	19.9	19.7	16.6	18.6	6.8	4.3	6.4	3.0	5.0
Belize	339	107.9	28.7	19.1	36.3	27.0	25.4	0.9	0.3	0.0	0.0	0.3	0.6
Bermuda	319	230.2	115.1	96.3	4.5	101.2	28.2	0.1	0.0	0.0	0.1
Bolivia	218	611.5	137.5	129.6	140.2	160.8	180.9	317.1	91.1	55.5	71.1	80.7	109.8
Brazil	223	22,175.7	5,459.8	4,247.0	5,244.2	6,335.9	6,348.6	45,407.6	10,740.8	7,357.1	14,096.0	14,405.4	9,549.2
Chile	228	12,964.9	3,360.1	2,671.4	3,146.1	3,562.1	3,585.3	18,407.3	4,632.1	4,687.7	4,809.7	4,010.2	4,899.7
Colombia	233	6,885.3	1,822.7	1,445.2	1,793.7	1,877.6	1,768.8	2,496.0	750.3	724.0	573.0	622.1	577.0
Costa Rica	238	1,517.1	388.6	296.7	374.6	456.0	389.7	697.0	182.2	131.8	161.8	202.3	201.1
Curacao	354	5.6	5.6	0.0	0.0
Dominica	321	36.5	11.2	8.5	10.1	9.9	8.0	0.9	0.2	0.1	0.3	0.0	0.6
Dominican Republic	243	1,605.6	428.8	311.0	419.2	451.4	424.0	130.7	58.6	48.9	21.8	25.0	35.1
Ecuador	248	2,276.5	655.2	465.4	519.1	603.5	688.4	939.4	294.6	170.6	273.8	220.3	274.7
El Salvador	253	778.2	209.6	153.5	188.0	215.5	221.2	45.8	7.8	9.5	11.4	11.6	13.3
Greenland	326	1.0	2.5	0.7	0.0	0.2	0.1	101.2	30.8	21.9	19.6	22.5	37.3
Grenada	328	7.8	4.7	1.4	2.5	1.9	2.0	0.0	0.0	0.0	0.0
Guatemala	258	1,878.7	515.1	377.0	478.1	509.2	514.5	99.4	26.5	16.2	29.7	25.7	27.9
Guyana	336	206.5	49.0	40.0	58.6	58.3	49.6	28.3	5.6	5.3	4.8	7.2	11.0
Haiti	263	458.5	127.4	81.9	125.5	125.5	125.6	6.4	2.4	2.5	1.5	1.4	1.0
Honduras	268	727.3	187.4	166.2	171.8	198.5	190.8	27.8	7.3	11.4	4.5	6.0	5.9
Jamaica	343	523.9	176.7	107.2	149.9	136.2	130.7	15.7	0.8	0.8	0.5	0.6	13.8
Mexico	273	32,550.2	8,336.1	6,860.9	8,037.9	9,306.1	8,345.2	10,295.7	2,666.9	2,178.7	2,314.3	2,816.6	2,986.1
Montserrat	351	0.1	0.1
Netherlands Antilles	353	71.0	40.3	14.7	19.2	23.7	13.4	0.1	0.1	0.0	0.0	0.1	0.0
Nicaragua	278	629.8	205.3	178.8	158.5	161.5	131.1	17.8	4.6	4.0	5.7	4.7	3.5
Panama	283	6,465.2	2,083.9	1,386.8	1,554.0	1,843.5	1,680.9	37.4	127.8	5.4	8.9	11.8	11.4
Paraguay	288	1,174.0	274.0	189.6	289.7	363.9	330.8	22.4	6.5	6.2	4.9	6.6	4.7
Peru	293	6,081.5	1,687.8	1,292.7	1,492.9	1,606.8	1,689.1	9,413.3	2,240.8	2,164.7	2,242.0	2,359.6	2,647.0
St. Kitts and Nevis	361	4.9	3.5	0.8	1.1	1.8	1.1	0.4	0.1	0.2	0.1	0.1	0.1
St. Lucia	362	17.1	8.7	5.3	4.0	3.4	4.4	0.0	0.0	0.0	0.0	0.0	0.0
St. Vincent & Grens.	364	18.0	5.9	2.3	4.6	7.9	3.2	0.1	0.0	0.0	0.0	0.0	0.0
Suriname	366	151.9	58.7	33.5	43.5	35.7	39.2	29.1	8.7	10.1	7.9	6.5	4.6
Trinidad and Tobago	369	352.6	97.4	67.1	85.5	118.4	81.7	174.8	0.9	77.9	62.3	24.1	10.6
Uruguay	298	1,798.1	447.3	343.7	459.2	483.3	511.8	1,957.2	468.9	314.7	376.7	745.1	520.6
Venezuela, Rep. Bol.	299	2,570.7	1,160.0	732.1	607.9	650.7	580.1	5,450.4	1,285.8	932.7	1,497.3	1,796.1	1,224.3
Western Hem. n.s.	399	217.0	42.0	34.4	6.5	90.9	85.3	1.3	0.0	0.0	0.0	0.0	1.2
Other Countries n.i.e	910	4,986.8	1,392.7	1,074.4	1,269.9	1,263.3	1,379.2	2,980.8	648.7	635.1	676.9	829.0	839.8
Cuba	928	1,790.0	553.9	465.4	473.0	446.5	405.1	273.8	66.5	48.0	112.7	71.0	42.1
Korea, Dem. People's Rep.	954	3,196.8	838.7	609.0	796.9	816.8	974.1	2,707.0	582.2	587.1	564.2	758.0	797.7
Special Categories	899	1,131.7	148.2	456.1	527.5	129,270.0	42,324.8	26,269.8	31,290.8	34,073.2	37,636.3
Countries & Areas n.s.	898	0.0	178.2	0.0	1,168.4	496.4	184.5	429.1	328.9	225.8
Memorandum Items													
Africa	605	82,899.1	24,382.6	17,527.6	22,570.4	21,730.4	21,070.7	54,329.2	11,201.7	12,108.5	13,131.3	14,123.7	14,965.7
Middle East	405	102,783.2	27,550.0	23,313.2	28,853.7	25,315.6	25,300.6	82,654.2	21,765.0	17,006.3	19,736.6	22,122.7	23,788.6
European Union	998	343,567.3	93,672.4	76,740.2	84,836.2	91,262.5	90,728.3	208,516.5	50,952.3	46,833.1	53,497.9	54,357.6	53,827.9
Export earnings: fuel	080	167,184.5	45,803.0	35,178.6	44,651.1	43,748.1	43,606.8	155,171.9	40,741.6	33,468.1	38,941.8	40,310.1	42,451.9
Export earnings: nonfuel	092	1,969,410.3	566,342.3	428,965.2	489,349.8	513,984.3	537,111.1	1,434,288.3	370,076.8	304,939.4	351,617.4	373,168.0	404,563.5

China, P.R.: Hong Kong (532)

In Millions of U.S. Dollars

		Exports (FOB)						Imports (CIF)					
		2016	2015Q4	2016Q1	2016Q2	2016Q3	2016Q4	2016	2015Q4	2016Q1	2016Q2	2016Q3	2016Q4
IFS World		462,284.0	121,601.0	100,267.0	112,468.0	121,395.0	128,185.0	516,411.0	135,676.0	112,811.0	125,628.0	134,877.0	143,128.0
World	001	462,491.6	121,816.0	100,313.8	112,532.4	121,458.7	128,186.8	516,908.8	135,809.4	112,881.1	125,785.5	135,008.7	143,233.4
Advanced Economies	110	138,711.6	37,171.4	30,875.9	34,003.5	36,655.8	37,176.3	203,896.0	50,393.5	45,004.0	49,060.7	52,313.8	57,517.5
Euro Area	163	30,470.8	8,303.9	6,706.5	7,726.7	8,022.0	8,015.6	26,789.2	6,845.9	6,078.6	6,236.4	7,017.4	7,456.9
Austria	122	614.5	179.4	131.9	166.7	155.1	160.8	389.3	88.6	90.9	92.6	99.5	106.3
Belgium	124	2,383.5	679.8	604.2	619.8	675.5	484.1	3,260.3	780.0	797.1	771.7	916.0	775.5
Cyprus	423	22.9	10.3	4.1	3.8	6.0	9.0	14.8	4.1	3.9	4.2	3.4	3.3
Estonia	939	115.1	31.5	30.9	34.7	24.7	24.9	19.0	4.9	4.7	3.5	4.2	6.5
Finland	172	361.0	130.0	74.5	75.4	103.6	107.4	126.8	34.4	29.1	32.2	39.1	26.4
France	132	4,472.8	1,196.1	943.2	1,181.0	1,192.0	1,156.5	5,355.3	1,319.7	998.9	1,034.7	1,391.4	1,930.4
Germany	134	8,602.1	2,358.5	1,948.2	2,276.8	2,219.0	2,158.0	6,566.3	1,805.6	1,489.6	1,619.3	1,714.3	1,743.2
Greece	174	147.8	40.2	33.4	32.4	41.7	40.4	60.9	13.8	16.0	14.7	11.3	18.9
Ireland	178	276.8	86.0	65.1	71.6	72.5	67.6	710.5	156.6	169.9	175.1	195.1	170.4
Italy	136	3,345.7	785.6	743.0	917.1	831.2	854.5	6,121.1	1,568.1	1,475.7	1,495.4	1,560.9	1,589.1
Latvia	941	67.6	15.9	13.3	17.3	18.4	18.5	13.7	2.4	6.0	2.5	2.7	2.4
Lithuania	946	96.5	24.6	21.2	21.6	21.8	31.9	24.8	7.8	7.0	5.7	6.0	6.1
Luxembourg	137	86.2	62.6	37.4	14.2	15.7	18.8	63.1	15.5	11.2	24.6	25.0	2.3
Malta	181	26.5	6.2	8.9	5.5	5.5	6.6	227.0	56.0	50.1	51.3	56.0	69.6
Netherlands	138	7,399.0	1,939.5	1,499.1	1,695.7	1,991.3	2,213.0	2,670.2	713.4	660.0	602.3	703.2	704.7
Portugal	182	311.0	68.8	58.9	80.4	85.7	86.1	128.2	29.3	31.3	35.7	26.5	34.6
Slovak Republic	936	303.6	74.9	56.1	71.1	86.2	90.2	29.4	6.5	8.0	7.0	7.5	6.8
Slovenia	961	74.0	20.6	15.3	17.9	19.2	21.7	63.4	13.0	14.1	15.4	16.4	17.5
Spain	184	1,764.2	593.2	417.8	423.8	457.0	465.6	945.2	226.3	215.0	248.5	238.9	242.8
Australia	193	4,496.4	1,213.5	956.0	1,056.7	1,155.1	1,328.7	2,252.9	538.1	530.2	597.6	571.2	553.9
Canada	156	2,381.7	635.2	499.6	544.7	677.8	659.7	1,524.8	359.6	425.0	336.1	348.6	415.0
China, P.R.: Macao	546	5,303.9	1,477.9	1,236.3	1,220.2	1,393.4	1,453.9	896.8	242.7	202.5	206.5	242.9	244.9
Czech Republic	935	720.7	198.7	144.4	177.4	181.0	217.9	172.4	45.5	47.2	42.5	43.7	39.1
Denmark	128	445.7	136.0	106.9	111.6	117.4	109.8	522.5	130.5	122.5	120.7	159.7	119.5
Iceland	176	12.3	2.1	2.3	3.6	2.3	4.1	3.5	1.0	0.8	0.7	0.8	1.2
Israel	436	2,117.3	601.0	586.1	492.4	471.3	567.6	2,445.4	595.2	701.2	612.6	590.0	541.5
Japan	158	15,055.0	4,104.3	3,649.0	3,565.5	3,870.1	3,970.4	31,846.5	8,321.9	6,835.5	7,965.3	8,296.0	8,749.6
Korea, Republic of	542	6,969.7	1,682.3	1,556.3	1,763.5	1,820.9	1,829.1	25,295.7	5,336.7	5,031.2	6,013.6	6,333.6	7,917.3
New Zealand	196	543.6	157.2	111.8	131.1	136.4	164.3	481.1	116.6	102.9	129.6	116.4	132.2
Norway	142	221.7	61.9	49.6	48.2	66.7	57.1	211.0	59.6	50.3	56.4	55.3	48.9
Singapore	576	7,909.5	1,876.5	1,887.5	1,873.4	1,943.5	2,205.2	33,725.8	7,854.2	7,215.5	8,244.2	8,859.2	9,406.9
Sweden	144	917.2	255.7	180.3	237.9	257.7	241.3	454.3	140.9	119.7	117.8	103.5	113.3
Switzerland	146	3,266.4	873.5	765.7	826.6	845.5	828.5	7,157.2	1,925.7	1,823.6	1,842.1	1,538.8	1,952.7
Taiwan Prov. of China	528	9,619.4	2,238.4	1,869.9	2,254.9	2,509.7	2,984.9	37,651.9	9,226.8	7,981.1	8,890.7	10,052.9	10,727.2
United Kingdom	112	6,460.0	1,885.5	1,466.6	1,564.5	1,711.1	1,718.0	5,775.2	1,788.8	1,477.1	1,438.3	1,420.3	1,439.6
United States	111	41,800.2	11,467.9	9,101.3	10,404.6	11,473.9	10,820.3	26,689.8	6,863.9	6,259.0	6,209.6	6,563.4	7,657.9
Emerg. & Dev. Economies	200	323,740.2	84,632.5	69,426.7	78,519.2	84,794.7	90,999.7	312,947.7	85,400.9	67,864.9	76,708.6	82,678.7	85,695.6
Emerg. & Dev. Asia	505	294,043.3	76,519.2	62,465.8	71,257.8	77,530.0	82,789.7	299,195.7	82,046.1	64,289.1	73,120.5	79,487.7	82,298.4
American Samoa	859	1.6	0.3	0.1	1.5	0.1	0.0	0.0	0.2	0.0	0.0	0.0
Bangladesh	513	1,497.0	408.0	349.4	375.6	354.4	417.6	191.2	50.2	49.2	48.9	51.3	41.8
Bhutan	514	1.0	0.2	0.3	0.2	0.2	0.4	0.1	0.0	0.0	0.0	0.0	0.0
Brunei Darussalam	516	20.8	5.2	3.4	5.2	4.7	7.5	3.7	1.7	1.1	1.3	0.5	0.8
Cambodia	522	905.0	216.8	218.8	243.2	214.5	228.5	267.4	73.1	67.8	76.4	64.6	58.5
China, P.R.: Mainland	924	250,476.0	65,575.3	52,265.5	60,708.6	66,379.0	71,123.0	247,176.6	69,452.8	52,182.2	60,308.6	66,062.0	68,623.7
Fiji	819	22.1	3.6	5.1	6.4	5.8	4.7	9.6	2.6	1.1	1.3	3.1	4.0
Guam	829	57.7	17.9	18.2	15.5	18.5	5.5	4.4	0.2	0.3	2.4	1.7	0.0
India	534	15,041.5	3,297.2	3,465.1	3,725.4	4,072.6	3,778.4	11,977.7	2,391.6	2,874.0	3,057.0	3,158.1	2,888.6
Indonesia	536	2,696.1	794.7	590.6	626.7	614.3	864.5	2,294.6	517.1	572.6	549.9	535.5	636.6
Kiribati	826	0.8	0.2	0.1	0.3	0.2	0.1	0.0	0.0	0.0
Lao People's Dem. Rep.	544	19.3	5.4	3.9	4.2	6.4	4.7	5.0	0.5	0.2	0.2	3.0	1.6
Malaysia	548	3,515.6	911.6	833.9	832.2	928.2	921.4	11,681.3	3,006.2	2,829.5	2,757.9	3,027.1	3,066.8
Maldives	556	14.4	6.6	3.6	3.0	3.0	4.8	4.7	1.3	1.5	1.2	0.8	1.1
Mongolia	948	27.4	6.3	4.5	7.5	7.8	7.5	7.5	1.1	3.1	0.3	4.0	0.1
Myanmar	518	197.3	60.0	47.2	48.0	47.4	54.6	77.1	17.7	15.9	15.6	22.5	23.2
Nauru	836	0.4	0.0	0.0	0.0	0.3	0.0	0.0	0.0
Nepal	558	159.0	40.4	27.3	31.9	47.3	52.5	4.0	1.2	1.1	1.2	0.7	1.0

China, P.R.: Hong Kong (532)

In Millions of U.S. Dollars

		Exports (FOB)						Imports (CIF)					
		2016	2015Q4	2016Q1	2016Q2	2016Q3	2016Q4	2016	2015Q4	2016Q1	2016Q2	2016Q3	2016Q4
Papua New Guinea	853	38.0	11.3	5.7	8.6	12.3	11.4	1.9	0.2	0.1	0.3	0.2	1.3
Philippines	566	3,275.5	811.3	748.2	838.9	831.2	857.1	7,698.5	1,809.5	1,622.6	1,878.8	2,020.9	2,176.2
Samoa	862	3.2	0.8	0.5	0.3	0.5	1.9	0.0	0.0	0.0
Solomon Islands	813	7.0	2.0	1.6	1.5	1.4	2.6	0.1	0.0	0.0	0.1	0.0	0.0
Sri Lanka	524	514.3	144.8	129.5	120.3	129.0	135.4	123.4	28.4	31.2	27.3	32.0	32.9
Thailand	578	6,179.6	1,524.3	1,596.0	1,450.0	1,515.6	1,618.0	10,655.9	2,816.9	2,451.3	2,602.2	2,743.6	2,858.9
Tonga	866	1.1	0.7	0.0	0.2	0.5	0.4	0.0	0.1	0.0	0.0	0.0	0.0
Tuvalu	869	0.2	0.0	0.0	0.0	0.1	0.0
Vanuatu	846	4.4	2.3	0.6	0.8	1.4	1.6	1.0	0.2	0.4	0.1	0.4	0.2
Vietnam	582	9,306.7	2,655.6	2,134.5	2,186.4	2,316.7	2,669.2	6,996.0	1,869.8	1,580.7	1,786.2	1,750.4	1,878.8
Asia n.s.	598	60.4	16.3	12.3	15.3	16.6	16.3	14.0	3.4	3.1	3.3	5.2	2.5
Europe	170	7,137.7	1,981.9	1,560.7	1,677.8	1,738.5	2,160.8	2,010.9	421.1	396.1	566.7	473.8	574.2
Emerg. & Dev. Europe	903	4,715.7	1,268.2	1,145.8	1,181.5	1,113.3	1,275.1	1,225.1	313.5	267.1	329.3	299.5	329.2
Albania	914	7.6	3.5	2.0	2.5	1.5	1.6	0.4	0.1	0.1	0.1	0.2	0.1
Bosnia and Herzegovina	963	20.1	8.7	4.1	4.9	7.9	3.2	0.1	0.2	0.1	0.0	0.0	0.0
Bulgaria	918	87.2	18.2	15.6	23.2	21.9	26.5	51.9	13.8	11.4	10.9	16.7	13.0
Croatia	960	47.6	11.0	7.4	12.7	10.5	17.1	7.0	2.2	1.5	1.5	1.4	2.5
Gibraltar	823	1.1	0.5	0.2	0.2	0.4	0.3	0.6	0.0	0.2	0.1	0.1	0.3
Hungary	944	1,721.7	455.5	398.1	466.2	393.3	464.0	277.0	68.6	52.3	74.9	73.1	76.7
Macedonia, FYR	962	17.9	7.3	3.6	4.4	3.6	6.3	1.9	0.1	0.2	0.6	0.2	0.9
Montenegro	943	6.0	1.7	1.6	1.9	1.4	1.1	0.5	0.1	0.1	0.2	0.2	0.0
Poland	964	1,299.7	366.3	318.2	309.4	326.9	345.1	349.5	89.4	80.4	83.5	84.5	101.1
Romania	968	440.8	105.6	82.0	106.1	114.2	138.5	38.8	9.3	5.9	13.1	8.8	10.9
Serbia, Republic of	942	59.5	19.8	15.6	19.3	18.8	5.8	136.5	45.8	42.6	46.8	28.1	19.0
Turkey	186	1,006.6	270.0	297.4	230.6	212.9	265.6	360.8	84.0	72.5	97.6	86.2	104.5
CIS	901	2,419.1	713.4	413.8	495.4	624.3	885.6	783.9	107.4	128.7	237.2	173.2	244.9
Armenia	911	15.2	3.4	2.3	2.6	4.9	5.4	55.8	4.3	19.6	18.9	11.6	5.7
Azerbaijan, Rep. of	912	20.7	9.0	2.0	6.6	5.4	6.6	1.7	0.6	0.5	0.1	0.1	0.9
Belarus	913	58.9	13.7	11.3	10.4	15.1	22.0	5.2	1.2	1.1	1.0	1.7	1.4
Georgia	915	34.7	9.6	6.3	9.0	9.2	10.1	3.7	1.2	2.0	0.8	0.7	0.2
Kazakhstan	916	71.7	11.1	12.3	10.3	14.2	34.9	5.7	7.1	0.5	1.7	1.7	1.8
Kyrgyz Republic	917	7.6	2.1	1.7	1.2	1.4	3.2	0.5	0.0	0.1	0.1	0.2	0.1
Moldova	921	9.9	4.2	1.8	1.4	2.0	4.7	1.2	0.1	0.1	0.3	0.7	0.2
Russian Federation	922	2,024.7	605.7	344.9	416.5	527.5	735.9	692.6	87.2	102.0	209.8	151.2	229.5
Tajikistan	923	0.9	0.1	0.1	0.5	0.3	0.0	0.1	0.0	0.0	0.0	0.0	0.0
Turkmenistan	925	7.4	3.3	0.3	1.3	1.1	4.7	0.3	0.3	0.1	0.1	0.1	0.0
Ukraine	926	148.8	42.6	28.1	31.6	34.8	54.4	16.0	5.2	2.3	4.1	5.0	4.6
Uzbekistan	927	18.6	8.6	2.8	4.0	8.2	3.6	1.2	0.2	0.3	0.3	0.2	0.4
Europe n.s.	884	3.0	0.3	1.0	0.9	0.9	0.1	1.8	0.2	0.3	0.3	1.1	0.1
Mid East, N Africa, Pak	440	10,650.9	2,588.3	2,788.7	2,621.9	2,518.2	2,722.1	5,155.2	1,545.4	1,429.0	1,329.5	1,207.4	1,189.4
Afghanistan, I.R. of	512	4.9	0.7	1.1	0.7	2.0	1.0	0.1	0.0	0.1	0.0	0.0
Algeria	612	305.8	57.8	65.1	91.7	65.1	83.9	11.6	0.4	9.7	1.4	0.2	0.3
Bahrain, Kingdom of	419	109.8	35.6	29.5	27.5	30.7	22.1	45.9	10.8	9.4	12.8	10.1	13.7
Djibouti	611	2.0	0.3	0.3	0.6	0.8	0.3	0.5	0.2	0.0	0.0	0.4	0.0
Egypt	469	541.7	138.6	151.8	132.5	143.4	114.0	45.5	6.2	15.9	15.2	6.9	7.5
Iran, I.R. of	429	135.5	23.0	36.9	34.4	37.0	27.3	257.3	192.4	96.6	18.4	24.6	117.7
Iraq	433	120.1	20.0	32.4	29.9	31.3	26.5	3.1	0.6	0.9	0.9	0.7	0.7
Jordan	439	186.8	40.1	44.7	46.6	44.0	51.6	30.6	8.0	6.7	6.9	6.5	10.5
Kuwait	443	155.7	44.6	44.4	40.3	39.2	31.8	36.7	10.7	9.9	8.5	9.1	9.2
Lebanon	446	60.0	20.2	14.8	14.9	15.9	14.4	10.9	3.1	2.1	3.6	3.9	1.3
Libya	672	6.4	1.0	1.1	0.7	2.5	2.0	9.0	2.0	1.1	7.5	0.4	0.0
Mauritania	682	3.0	1.4	0.4	0.1	1.5	1.1	3.6	1.1	0.6	0.9	0.6	1.5
Morocco	686	110.3	35.8	23.4	21.3	17.6	48.0	100.4	22.8	22.4	24.6	28.4	25.0
Oman	449	128.0	23.0	26.0	30.6	33.2	38.1	64.4	18.1	15.4	14.8	17.2	16.9
Pakistan	564	529.6	171.5	131.8	115.5	118.3	164.0	140.4	42.5	41.6	32.1	29.7	37.0
Qatar	453	109.0	29.0	29.6	26.7	22.1	30.7	88.3	17.4	25.5	22.8	19.5	20.5
Saudi Arabia	456	1,078.7	270.1	292.7	253.2	234.2	298.4	487.3	187.8	105.6	165.7	103.6	112.5
Somalia	726	1.7	0.3	0.2	0.4	0.7	0.5	0.5	0.1	0.2	0.0	0.0	0.2
Sudan	732	7.3	2.6	3.0	2.8	0.9	0.5	1.9	0.4	0.6	0.4	0.6	0.4
Syrian Arab Republic	463	1.4	0.3	0.1	0.1	0.4	0.8	0.6	0.3	0.0	0.1	0.3	0.1

China, P.R.: Hong Kong (532)

In Millions of U.S. Dollars

		Exports (FOB)						Imports (CIF)					
		2016	2015Q4	2016Q1	2016Q2	2016Q3	2016Q4	2016	2015Q4	2016Q1	2016Q2	2016Q3	2016Q4
Tunisia	744	198.5	49.6	47.4	60.1	39.2	51.8	8.5	1.9	1.6	2.9	2.3	1.7
United Arab Emirates	466	6,852.6	1,622.7	1,811.7	1,690.9	1,637.4	1,712.6	3,791.2	1,015.8	1,058.7	986.8	937.3	808.4
Yemen, Republic of	474	1.8	0.0	0.1	0.3	0.7	0.7	16.9	2.8	4.3	3.3	5.0	4.3
Middle East n.s.	489	0.2	0.0	0.0	0.0	0.1	0.1	0.0	0.0	0.0	0.0	0.0	0.0
Sub-Saharan Africa	603	3,275.0	954.9	660.8	758.8	841.3	1,014.2	1,685.4	434.8	331.1	425.2	490.5	438.6
Angola	614	23.2	21.0	4.7	5.4	5.2	8.0	2.0	0.3	1.0	0.2	0.1	0.8
Benin	638	17.8	2.6	2.6	0.9	1.7	12.7	0.4	0.0	0.1	0.1	0.2
Botswana	616	16.4	5.5	1.6	4.9	4.8	5.1	218.3	22.4	39.9	37.5	73.8	67.0
Burkina Faso	748	18.8	3.1	2.4	3.3	6.0	7.2	1.0	0.0	0.2	0.3	0.5	0.0
Burundi	618	2.1	3.5	0.5	0.0	0.6	0.9	0.1	0.0	0.0	0.0	0.0	0.0
Cabo Verde	624	1.5	1.2	0.6	0.4	0.5	0.0	0.0	0.0	0.0	0.0
Cameroon	622	117.8	41.3	16.8	18.4	49.7	32.9	4.4	0.7	0.7	0.7	2.3	0.8
Central African Rep.	626	2.6	0.1	0.5	1.4	0.5	0.3	0.0	0.0	0.0	0.0
Chad	628	3.3	2.4	1.1	0.6	1.0	0.7	0.0	0.0	0.0	0.0
Comoros	632	1.1	0.2	0.0	0.3	0.2	0.5
Congo, Dem. Rep. of	636	33.9	10.5	9.4	8.7	9.3	6.5	2.2	0.6	0.6	0.3	0.4	0.9
Congo, Republic of	634	22.8	7.3	3.5	5.2	8.9	5.2	3.5	0.7	1.9	0.4	0.5	0.7
Côte d'Ivoire	662	36.4	6.6	6.8	7.7	15.1	6.8	0.5	0.1	0.1	0.3	0.1	0.1
Equatorial Guinea	642	1.1	0.3	0.3	0.1	0.6	0.1	0.0	0.0
Ethiopia	644	141.7	38.9	38.2	21.9	37.6	44.0	21.4	12.1	4.8	6.6	4.1	5.9
Gabon	646	15.0	2.4	2.1	1.3	3.7	7.9	3.2	0.7	1.0	0.5	1.1	0.6
Gambia, The	648	1.2	0.1	0.1	0.4	0.6	0.1	0.1	0.1	0.0	0.0	0.0	0.1
Ghana	652	190.3	33.4	67.6	39.8	35.1	47.8	9.3	0.5	1.3	4.0	1.6	2.5
Guinea	656	12.8	0.9	5.5	3.8	1.7	1.9	2.4	0.8	0.5	0.9	0.5	0.5
Guinea-Bissau	654	1.3	0.3	0.5	0.3	0.2	0.4	0.0	0.0	0.0
Kenya	664	173.2	37.9	21.1	77.1	32.0	42.9	55.3	7.9	16.7	17.4	10.3	10.9
Lesotho	666	9.9	2.6	2.9	2.3	2.3	2.5	0.1	0.0	0.1	0.0	0.0
Liberia	668	5.7	0.6	1.2	0.8	0.8	2.8	0.5	0.0	0.2	0.1	0.1	0.1
Madagascar	674	37.0	8.8	7.4	9.8	9.0	10.8	5.2	1.7	1.9	1.3	1.2	0.8
Malawi	676	13.7	2.1	1.2	4.2	5.3	3.0	0.7	0.6	0.1	0.0	0.5	0.1
Mali	678	28.4	19.9	6.8	8.7	3.7	9.2	1.2	0.4	0.0	0.4	0.4	0.4
Mauritius	684	62.0	16.4	13.8	13.9	20.8	13.5	20.3	2.5	12.8	3.4	2.0	2.0
Mozambique	688	24.1	7.4	7.7	5.0	5.0	6.4	12.6	2.0	2.2	4.5	4.4	1.5
Namibia	728	12.2	7.8	5.9	1.7	1.4	3.2	14.8	3.6	3.3	4.4	1.7	5.4
Niger	692	12.3	0.9	0.7	8.5	1.6	1.5	0.1	0.0	0.0	0.0	0.0	0.1
Nigeria	694	683.8	251.5	124.6	161.1	191.5	206.6	59.8	11.7	10.3	23.7	9.7	16.2
Rwanda	714	50.6	10.8	8.8	12.6	15.8	13.3	0.5	0.0	0.2	0.1	0.1	0.1
São Tomé & Príncipe	716	1.2	0.3	0.5	0.3	0.4	0.1	0.0	0.0	0.0	0.0
Senegal	722	123.9	9.9	24.1	35.0	33.5	31.3	12.7	5.1	3.9	3.4	2.4	3.0
Seychelles	718	4.3	1.7	1.0	0.9	1.1	1.4	2.1	2.1	0.9	0.6	0.5	0.1
Sierra Leone	724	7.0	0.7	1.2	1.5	2.3	2.0	0.4	0.2	0.1	0.1	0.0	0.2
South Africa	199	943.2	290.2	184.9	187.2	225.9	345.3	1,121.2	327.8	204.2	282.8	346.8	287.4
South Sudan, Rep. of	733	2.3	4.6	1.7	0.4	0.1	0.1	0.0	0.0	0.0
Swaziland	734	7.9	1.3	1.8	1.5	3.2	1.4	0.6	0.1	0.1	0.1	0.0	0.3
Tanzania	738	97.7	30.6	16.2	24.5	26.4	30.6	28.7	6.6	4.8	7.9	7.8	8.2
Togo	742	188.9	34.5	34.0	48.8	47.8	58.3	7.9	2.7	1.7	2.0	2.8	1.5
Uganda	746	66.3	16.5	18.9	13.1	18.8	15.4	44.9	8.6	10.5	12.2	11.9	10.2
Zambia	754	34.9	7.7	6.1	11.7	7.9	9.2	9.5	9.2	1.8	3.6	0.9	3.2
Zimbabwe	698	22.4	8.4	3.5	3.3	2.1	13.5	17.2	2.9	3.2	5.5	1.7	6.8
Africa n.s.	799	1.2	0.0	0.0	0.2	0.2	0.7	0.0	0.0	0.0	0.0	0.0
Western Hemisphere	205	8,633.2	2,588.2	1,950.7	2,202.9	2,166.6	2,313.0	4,900.5	953.5	1,419.6	1,266.6	1,019.3	1,195.0
Argentina	213	643.5	248.5	213.4	206.3	125.1	98.7	240.0	63.1	57.5	60.7	53.4	68.3
Aruba	314	3.7	2.2	0.6	0.7	0.9	1.5	1.2	0.0	0.0	0.4	0.6	0.2
Bahamas, The	313	8.4	0.4	1.6	0.1	3.7	3.0	0.5	0.2	0.2	0.1	0.1	0.0
Barbados	316	4.9	2.3	0.7	2.3	1.5	0.3	0.1	0.1	0.0	0.0	0.0	0.0
Belize	339	10.4	0.2	0.5	9.2	0.6	0.2	1.0	0.2	0.1	0.6	0.3	0.0
Bolivia	218	46.1	19.0	7.6	6.6	10.8	21.0	4.5	1.0	0.6	3.0	0.6	0.2
Brazil	223	1,265.6	264.2	264.3	329.8	336.8	334.7	2,308.8	457.1	569.8	665.0	543.3	530.8
Chile	228	660.9	174.3	130.5	174.5	169.9	185.9	831.7	57.9	398.7	208.8	38.3	186.0
Colombia	233	501.6	240.8	98.8	124.9	123.4	154.5	48.1	7.0	10.6	15.5	12.6	9.3

China, P.R.: Hong Kong (532)

In Millions of U.S. Dollars

		Exports (FOB)						Imports (CIF)					
		2016	2015Q4	2016Q1	2016Q2	2016Q3	2016Q4	2016	2015Q4	2016Q1	2016Q2	2016Q3	2016Q4
Costa Rica	238	145.3	31.2	19.0	49.4	28.5	48.4	263.0	48.4	49.0	63.6	77.3	73.0
Dominican Republic	243	94.6	39.3	20.9	23.4	25.5	24.8	15.1	3.4	3.8	3.2	3.5	4.7
Ecuador	248	137.2	46.5	35.4	30.3	36.4	35.0	29.1	5.8	7.0	8.3	7.6	6.2
El Salvador	253	88.9	22.7	22.8	21.1	21.5	23.4	105.8	24.4	23.2	24.9	30.3	27.4
Grenada	328	0.8	0.4	0.0	0.7	0.0	0.0	0.0	0.0	0.0	0.0	0.0
Guatemala	258	173.4	88.5	42.2	50.5	32.8	47.9	11.1	2.4	2.1	2.1	4.5	2.4
Guyana	336	1.9	0.5	0.2	1.1	0.3	0.3	16.3	4.8	3.6	4.0	3.7	4.9
Haiti	263	18.9	3.8	2.7	6.5	3.8	5.9	2.8	0.8	0.7	0.7	0.7	0.6
Honduras	268	89.6	31.4	26.2	25.3	20.6	17.5	6.4	1.3	2.2	2.3	0.7	1.1
Jamaica	343	22.1	2.4	7.0	6.2	6.2	2.7	1.5	1.0	0.5	0.2	0.4	0.4
Mexico	273	3,592.4	1,056.7	763.4	857.2	953.6	1,018.2	699.7	207.2	169.4	139.5	172.7	218.0
Nicaragua	278	57.3	20.1	14.0	15.7	12.7	14.9	15.6	2.6	2.8	4.9	4.0	3.9
Panama	283	217.2	70.5	51.0	49.9	60.3	55.9	39.1	15.2	9.8	10.2	8.9	10.2
Paraguay	288	150.2	34.2	49.7	36.1	32.3	32.2	11.3	4.6	4.7	2.9	2.1	1.5
Peru	293	504.7	117.0	114.4	132.8	111.7	145.8	143.9	21.4	79.2	21.2	23.6	19.8
Suriname	366	11.0	2.8	4.4	1.5	4.1	1.0	10.8	4.1	3.6	1.6	2.7	3.0
Trinidad and Tobago	369	45.3	4.5	16.0	6.1	18.2	5.0	10.7	0.5	0.5	0.5	5.9	3.7
Uruguay	298	83.5	19.8	24.9	23.6	14.0	21.0	56.5	13.2	14.7	14.6	13.7	13.5
Venezuela, Rep. Bol.	299	22.7	32.1	11.0	4.0	5.5	2.2	10.9	2.3	2.2	1.7	3.0	4.0
Western Hem. n.s.	399	31.2	12.0	7.3	7.0	5.7	11.2	15.4	3.6	2.9	6.2	4.7	1.6
Other Countries n.i.e	910	11.4	4.3	2.9	2.9	1.6	4.1	40.0	9.0	6.2	9.9	10.1	13.8
Cuba	928	5.2	3.0	1.6	1.2	0.7	1.7	39.1	8.6	6.1	9.8	10.0	13.3
Korea, Dem. People's Rep.	954	6.3	1.2	1.3	1.7	0.9	2.4	0.9	0.4	0.1	0.2	0.1	0.5
Special Categories	899	28.4	7.8	8.4	6.8	6.6	6.7	25.0	6.1	6.0	6.3	6.2	6.5
Memorandum Items													
Africa	605	3,901.5	1,098.1	798.9	935.4	967.1	1,200.1	1,812.4	461.7	366.2	455.4	523.1	467.7
Middle East	405	9,487.7	2,268.3	2,516.0	2,328.7	2,272.0	2,371.0	4,887.7	1,476.0	1,352.2	1,267.2	1,145.1	1,123.3
European Union	998	42,611.4	11,736.4	9,426.0	10,735.8	11,156.0	11,293.6	34,437.9	9,135.0	7,996.5	8,139.5	8,929.1	9,372.8
Export earnings: fuel	080	12,653.1	3,393.7	3,039.3	3,012.1	3,091.7	3,509.9	5,687.5	1,585.8	1,476.5	1,509.6	1,322.4	1,379.0
Export earnings: nonfuel	092	449,838.6	118,422.3	97,274.5	109,520.3	118,367.0	124,676.9	511,221.3	134,223.6	111,404.7	124,275.9	133,686.3	141,854.4

China, P.R.: Macao (546)

In Millions of U.S. Dollars

		Exports (FOB)						Imports (CIF)					
		2016	2015Q4	2016Q1	2016Q2	2016Q3	2016Q4	2016	2015Q4	2016Q1	2016Q2	2016Q3	2016Q4
IFS World		1,256.6	316.9	337.7	301.2	328.4	289.1	8,924.8	2,649.7	2,110.5	2,046.9	2,313.0	2,454.3
World	001	1,091.3	301.4	277.6	268.1	284.3	261.2	9,593.5	2,662.2	2,356.2	2,216.8	2,370.4	2,650.0
Advanced Economies	110	804.6	199.2	215.3	199.8	190.5	199.1	5,605.6	1,487.5	1,383.1	1,223.3	1,428.4	1,570.8
Euro Area	163	22.4	6.8	6.2	6.5	4.7	5.0	2,017.1	510.1	490.1	450.6	534.8	541.6
Austria	122	0.1	0.0	0.0 r	0.0 r	0.0 r	4.1	1.5	0.8 r	0.7 r	1.1	1.5 r
Belgium	124	1.2	0.6	0.1 r	0.4 r	0.1	0.7 r	15.3	3.3	2.7 r	4.6 r	3.8	4.1 r
Cyprus	423	0.9	0.0	0.5 r	0.2 r	0.1	0.1 r
Estonia	939	0.1	0.0	0.0 r	0.0	0.1 r
Finland	172	3.4	1.0	0.7 r	1.2 r	0.5	1.0 r
France	132	6.2	1.9	1.6 r	1.2 r	1.4	2.0 r	711.4	175.1	168.9 r	158.6 r	194.2	189.7 r
Germany	134	5.7	1.8	2.4 r	1.0 r	1.0	1.3 r	200.4	69.2	46.4 r	53.2 r	50.2	50.6 r
Greece	174	2.5	0.6	0.5 r	0.9 r	0.2	1.0 r
Ireland	178	2.6	1.0	0.4 r	1.2 r	1.0	70.5	13.2	16.5 r	19.5 r	26.6	8.0 r
Italy	136	0.5	0.5	0.2 r	0.1 r	0.1	0.1 r	752.8	164.8	199.7 r	149.1 r	186.5	217.6 r
Lithuania	946	0.2	0.0	0.0 r	0.1 r	0.0	0.0 r
Malta	181	0.1	0.0	0.1 r	0.0 r	0.0	0.0 r
Netherlands	138	5.6	0.9	1.4 r	2.1 r	1.2	0.8 r	155.1	58.2	34.2 r	30.3 r	48.6	42.0 r
Portugal	182	0.5	0.0	0.0 r	0.4 r	0.0	0.0 r	46.5	9.5	7.7 r	20.4 r	9.5	8.9 r
Slovak Republic	936	0.3	0.1	0.1 r	0.0 r	0.1	0.1 r
Slovenia	961	7.1	0.4	1.0 r	1.5 r	0.8	3.7 r
Spain	184	0.1	0.0	0.1 r	0.0	0.0 r	46.4	13.0	10.5 r	10.2 r	12.5	13.2 r
Australia	193	2.7	0.4	0.9 r	0.2 r	1.0	0.7 r	107.3	22.3	24.2 r	23.2 r	28.9	30.9 r
Canada	156	1.4	0.2	0.3 r	0.4 r	0.3	0.2 r	44.2	14.4	13.2 r	10.2 r	6.2	14.5 r
China,P.R.: Hong Kong	532	699.1	172.9	192.6 r	176.1 r	166.0	164.4 r	822.9	242.6	225.7 r	186.7 r	198.4	212.1 r
Czech Republic	935	0.0	0.0	0.0 r	2.6	0.9	0.2 r	0.3 r	1.7	0.4 r
Denmark	128	11.4	2.4	5.0 r	1.8 r	1.7	2.9 r
Iceland	176	0.0	0.1	0.0	0.0 r	0.0 r	0.0	0.0 r
Israel	436	0.8	0.2	0.1 r	0.0 r	0.0	0.7 r	2.9	0.4	0.8 r	0.6 r	1.0	0.5 r
Japan	158	36.8	8.3	8.2 r	8.2 r	10.7	9.6 r	600.1	174.2	144.7 r	144.8 r	140.5	170.1 r
Korea, Republic of	542	1.5	0.1	0.1 r	0.2 r	0.3	0.9 r	171.5	31.2	38.1 r	40.6 r	49.8	43.0 r
New Zealand	196	0.3	0.1 r	0.2 r	0.1	29.4	9.4	6.4 r	7.2 r	8.2	7.6 r
Norway	142	8.7	1.8	1.9 r	2.2 r	2.4	2.2 r
Singapore	576	9.1	2.1	1.8 r	1.4 r	1.8	4.1 r	122.3	41.1	32.1 r	28.3 r	33.6	28.3 r
Sweden	144	53.7	2.6	3.5 r	4.0 r	6.3	40.0 r
Switzerland	146	0.7	0.3	0.1 r	0.1 r	0.1	0.4 r	729.5	188.8	168.4 r	143.4 r	211.7	206.0 r
Taiwan Prov.of China	528	8.3	1.6	0.5 r	1.2 r	0.9	5.8 r	166.6	46.5	38.1 r	43.0 r	40.4	45.2 r
United Kingdom	112	0.8	0.2	0.0 r	0.3 r	0.3	0.2 r	160.2	50.9	36.4 r	32.1 r	59.0	32.7 r
United States	111	20.8	6.0	4.4 r	5.0 r	4.4	7.1 r	555.1	147.6	154.1 r	104.2 r	103.9	192.9 r
Emerg. & Dev. Economies	200	286.7	70.2	62.4	68.4	93.9	62.1	3,985.2	1,174.0	972.7	993.1	941.3	1,078.2
Emerg. & Dev. Asia	505	279.0	66.1	61.4	66.1	90.3	61.2	3,813.0	1,126.6	925.7	952.8	898.7	1,035.7
Bangladesh	513	0.0	0.0	0.0 r	3.7	0.9	1.1 r	0.9 r	1.0	0.7 r
Cambodia	522	0.6	0.1	0.0 r	0.2	0.4 r	3.1	1.0	1.7 r	0.7 r	0.6	0.2 r
China,P.R.: Mainland	924	220.7	60.2	51.4 r	59.5 r	55.7	54.2 r	3,524.2	1,050.6	857.7 r	890.8 r	822.4	953.4 r
Fiji	819	0.0	0.0 r	0.5	0.1 r	0.2	0.2 r
India	534	6.5	0.9	1.4 r	2.3 r	1.5	1.4 r	15.6	3.1	3.4 r	2.2 r	2.6	7.5 r
Indonesia	536	1.3	0.0	0.0 r	1.0 r	0.1	0.2 r	31.0	9.7	8.3 r	6.3 r	8.2	8.3 r
Lao People's Dem.Rep	544	0.3	0.6	0.1 r	0.0 r	0.0	0.1 r
Malaysia	548	2.0	0.9	0.7 r	0.5 r	0.3	0.5 r	67.7	16.5	15.6 r	14.5 r	17.2	20.4 r
Myanmar	518	0.0	0.0	0.0 r	0.0	1.6	0.5	0.4 r	0.3 r	0.5	0.5 r
Philippines	566	36.7	2.4	7.5 r	1.8 r	24.5	2.9 r	20.6	4.5	4.5 r	6.5 r	5.0	4.6 r
Solomon Islands	813	0.3	0.3
Sri Lanka	524	2.3	0.4 r	1.6	0.4 r	1.3	0.4	0.2 r	0.2 r	0.6	0.3 r
Thailand	578	3.7	0.0	0.3 r	0.1 r	3.2	0.2 r	98.3	26.5	23.1 r	20.4 r	27.8	27.1 r
Vietnam	582	4.7	1.6	0.2 r	0.6 r	2.9	1.1 r	45.1	12.2	9.8 r	10.0 r	12.8	12.5 r
Europe	170	1.0	0.0	0.0	1.0	41.3	12.0	13.6	9.2	10.3	8.1
Emerg. & Dev. Europe	903	1.0	0.0	1.0	38.3	11.0	12.9	8.6	9.7	7.2
Albania	914	0.3	0.1	0.1 r	0.0 r	0.1	0.0 r
Bosnia and Herzegovina	963	0.4	0.1	0.0 r	0.0 r	0.3	0.1 r
Bulgaria	918	1.7	0.4	0.4 r	0.3 r	0.4	0.6 r
Croatia	960	0.5	0.1	0.2 r	0.1 r	0.1	0.1 r

China, P.R.: Macao (546)

In Millions of U.S. Dollars

		Exports (FOB)						Imports (CIF)					
		2016	2015Q4	2016Q1	2016Q2	2016Q3	2016Q4	2016	2015Q4	2016Q1	2016Q2	2016Q3	2016Q4
Hungary	944	1.0	0.0 r	1.0	1.4	3.4	0.3 r	0.4 r	0.5	0.2 r
Poland	964	7.0	1.6	2.0 r	2.0 r	1.6	1.4 r
Romania	968	12.9	2.0	4.9 r	3.1 r	2.4	2.5 r
Serbia, Republic of	942	0.6	0.1	0.2 r	0.1 r	0.1	0.1 r
Turkey	186	13.6	3.3	4.6 r	2.5 r	4.2	2.2 r
CIS	901	0.0	0.0	2.9	1.0	0.8	0.6	0.6	1.0
Moldova	921	0.3	0.1	0.1 r	0.0 r	0.1	0.0 r
Russian Federation	922	0.0	0.0 r	2.3	0.9	0.5 r	0.6 r	0.4	0.8 r
Ukraine	926	0.2	0.0	0.0 r	0.0 r	0.1	0.1 r
Mid East, N Africa, Pak	440	5.1	3.6	0.9	1.9	2.1	0.2	47.0	11.5	14.6	10.8	10.1	11.5
Djibouti	611	0.3	0.8	0.3
Egypt	469	0.2	0.1	0.0 r	0.1	0.1 r	0.6	0.1	0.3 r	0.1 r	0.1	0.1 r
Iran, I.R. of	429	0.0	0.0	0.0 r	0.1	0.0	0.0 r	0.0	0.1 r
Jordan	439	0.1	0.0	0.1	0.0	0.0 r	0.0 r	0.0	0.0 r
Mauritania	682	0.1	0.0	0.0 r
Morocco	686	0.1	0.1	0.1	0.0 r	1.2	0.2	0.5 r	0.5 r	0.2	0.0 r
Pakistan	564	0.5	0.2	0.2 r	0.2 r	0.1	0.1 r
Saudi Arabia	456	41.2	8.6	12.2 r	9.6 r	8.6	10.7 r
Tunisia	744	2.8	0.5	1.1 r	0.3 r	0.9	0.4 r
United Arab Emirates	466	4.4	2.5	0.9 r	1.9 r	1.5	0.1 r	0.5	1.9	0.3 r	0.0 r	0.0	0.1 r
Sub-Saharan Africa	603	0.0	0.0	0.0	21.4	6.1	5.1	4.8	5.1	6.4
Kenya	664	1.1	0.2	0.3 r	0.3 r	0.2	0.3 r
Madagascar	674	0.1	0.0	0.0 r	0.1 r	0.0	0.0 r
Malawi	676	0.0	0.1	0.0 r	0.0
Mauritius	684	0.1	0.0	0.0 r	0.0 r	0.1	0.0 r
Nigeria	694	0.0	0.0	0.8	0.1	0.1 r	0.1 r	0.3	0.3 r
South Africa	199	0.0	17.2	5.3	4.2 r	4.0 r	3.8	5.2 r
Tanzania	738	1.5	0.4	0.3 r	0.3 r	0.7	0.2 r
Uganda	746	0.5	0.0	0.0 r	0.0 r	0.0	0.4 r
Zimbabwe	698	0.0	0.1	0.0	0.0 r	0.0 r	0.0	0.1 r
Western Hemisphere	205	1.6	0.5	0.1	0.3	0.5	0.7	62.5	17.8	13.7	15.4	17.0	16.4
Argentina	213	0.2	0.0	0.0 r	0.1 r	0.1	6.5	1.2	1.3 r	1.7 r	1.6	1.9 r
Brazil	223	0.0	0.0	45.7	10.9	10.0 r	11.7 r	12.6	11.4 r
Chile	228	0.0	0.0	0.0 r	0.0 r	0.0	0.0 r	3.1	0.6	0.9 r	0.7 r	0.6	0.9 r
Colombia	233	0.0	0.0	0.0 r	0.3	0.2	0.1 r	0.0 r	0.2	0.1 r
Dominican Republic	243	0.6	0.2	0.1 r	0.1 r	0.1	0.2 r
Ecuador	248	0.3	0.0	0.0 r	0.1 r	0.1	0.2 r
Greenland	326	0.1	0.0	0.0 r	0.0 r	0.0	0.0 r
Jamaica	343	0.1	0.0	0.1 r	0.0 r	0.0	0.0 r
Mexico	273	0.1	0.0	0.0 r	0.0 r	0.0	4.0	3.7	1.0 r	0.8 r	1.4	0.7 r
Panama	283	1.4	0.5	0.2 r	0.5	0.7 r	0.1	0.0	0.0 r	0.0 r	0.0	0.0 r
Peru	293	0.0	0.0	0.0 r	0.0 r	0.8	0.7	0.2 r	0.2 r	0.4	0.1 r
Uruguay	298	1.0	0.0	0.0 r	0.0 r	0.0	0.9 r
Other Countries n.i.e	910	2.2	0.6	0.3	0.3	0.7	0.9
Cuba	928	2.2	0.6	0.3 r	0.3 r	0.7	0.9 r
Countries & Areas n.s.	898	32.0	0.4	0.1	0.1 r	0.2 r	0.1	0.1 r
Memorandum Items													
Africa	605	0.5	0.9	0.4	0.0	25.5	6.8	6.7	5.6	6.4	6.8
Middle East	405	4.6	2.7	0.9	1.9	1.7	0.2	42.4	10.6	12.9	9.8	8.8	11.0
European Union	998	24.2	7.0	6.3	6.8	6.0	5.1	2,268.6	574.4	543.1	494.7	608.4	622.3
Export earnings: fuel	080	4.4	2.5	0.9	1.9	1.6	0.1	45.6	11.7	13.3	10.5	9.5	12.2
Export earnings: nonfuel	092	1,086.9	298.8	276.8	266.2	282.8	261.1	9,547.9	2,650.4	2,342.9	2,206.3	2,360.9	2,637.8

Colombia (233)

In Millions of U.S. Dollars

		Exports (FOB)						Imports (CIF)					
		2016	2015Q4	2016Q1	2016Q2	2016Q3	2016Q4	2016	2015Q4	2016Q1	2016Q2	2016Q3	2016Q4
IFS World		30,985.4	7,728.1	6,452.2	7,841.6	7,901.4	8,790.2	44,889.9	12,917.8	10,576.1	10,971.8	11,523.5	11,818.5
World	001	30,429.6	7,725.0	6,320.9	7,691.7	7,784.0	8,633.0	45,241.2	12,917.8	10,678.2	11,064.5	11,605.8	11,892.8
Advanced Economies	110	17,265.8	3,936.7	3,540.9	4,356.1	4,435.3	4,933.5	21,889.3	6,520.4	5,373.2	5,379.2	5,521.4	5,615.5
Euro Area	163	4,332.1	1,135.7	911.2	1,097.6	1,102.8	1,220.5	5,276.9	1,727.5	1,373.5	1,307.5	1,295.9	1,300.0
Austria	122	1.5	0.2	0.2 r	0.4 r	0.4 r	0.5 r	141.5	34.8	32.0 r	34.4 r	36.9 r	38.2 r
Belgium	124	451.0	118.0	93.2 r	113.9 r	115.5 r	128.3 r	201.9	58.9	42.4 r	48.7 r	54.2 r	56.6 r
Cyprus	423	0.2	0.2	0.0 r	0.0 r	0.0 r	0.0 r	0.1	0.0	0.0 r	0.0 r	0.0 r	0.0 r
Estonia	939	5.7	1.8	1.6 r	1.5 r	1.3 r	1.3 r	2.0	0.7	0.5 r	0.5 r	0.5 r	0.5 r
Finland	172	69.9	25.4	13.7 r	17.5 r	18.3 r	20.5 r	91.2	26.9	17.6 r	21.8 r	25.2 r	26.6 r
France	132	170.9	40.8	49.6 r	46.1 r	37.5 r	37.7 r	828.8	384.6	382.0 r	227.4 r	128.2 r	91.2 r
Germany	134	475.9	125.0	103.3 r	121.2 r	119.7 r	131.7 r	1,707.7	566.0	403.5 r	417.5 r	437.8 r	448.8 r
Greece	174	24.4	3.1	3.8 r	5.9 r	6.8 r	7.9 r	13.9	3.2	3.3 r	3.4 r	3.6 r	3.6 r
Ireland	178	70.2	26.4	20.0 r	18.9 r	15.5 r	15.8 r	151.9	39.2	29.6 r	36.4 r	41.8 r	44.1 r
Italy	136	439.1	79.0	91.5 r	111.1 r	112.2 r	124.4 r	761.3	212.8	172.7 r	185.2 r	198.5 r	204.9 r
Latvia	941	0.8	0.0	0.2 r	0.2 r	0.2 r	0.2 r	2.8	0.5	0.7 r	0.7 r	0.7 r	0.7 r
Lithuania	946	2.0	0.5	0.4 r	0.5 r	0.5 r	0.6 r	6.9	0.6	1.6 r	1.7 r	1.8 r	1.8 r
Luxembourg	137	0.0	0.0	0.0 r	0.0 r	0.0 r	0.0 r	6.4	1.6	1.9 r	1.6 r	1.5 r	1.4 r
Malta	181	17.3	0.1	3.6 r	4.4 r	4.4 r	4.9 r	0.9	0.3	0.2 r	0.2 r	0.2 r	0.2 r
Netherlands	138	1,206.4	326.8	245.9 r	304.0 r	310.6 r	345.9 r	311.3	121.5	53.7 r	73.7 r	88.9 r	94.9 r
Portugal	182	213.6	44.6	33.0 r	51.7 r	59.7 r	69.1 r	90.6	25.7	19.4 r	21.9 r	24.1 r	25.1 r
Slovak Republic	936	0.7	0.2	0.1 r	0.2 r	0.2 r	0.2 r	19.8	9.1	6.1 r	5.0 r	4.4 r	4.2 r
Slovenia	961	23.2	9.1	4.8 r	5.9 r	5.9 r	6.6 r	19.6	4.4	4.2 r	4.7 r	5.2 r	5.5 r
Spain	184	1,159.4	334.5	246.4 r	294.2 r	294.0 r	324.7 r	918.5	236.7	202.1 r	222.7 r	242.3 r	251.5 r
Australia	193	47.6	10.0	9.6 r	12.0 r	12.3 r	13.7 r	45.5	12.5	10.4 r	11.1 r	11.8 r	12.2 r
Canada	156	387.5	63.5	63.1 r	94.5 r	106.8 r	123.1 r	760.2	216.0	176.4 r	185.4 r	196.4 r	202.0 r
China,P.R.: Hong Kong	532	99.8	12.6	20.8 r	25.2 r	25.5 r	28.3 r	49.7	13.2	12.4 r	12.2 r	12.5 r	12.6 r
China,P.R.: Macao	546	0.1	0.1	0.0 r	0.0 r	0.0 r	0.0 r	0.1	0.0	0.0 r	0.0 r	0.0 r	0.0 r
Czech Republic	935	4.9	0.7	1.0 r	1.2 r	1.2 r	1.4 r	59.3	21.0	17.2 r	14.9 r	13.7 r	13.4 r
Denmark	128	34.7	3.1	4.9 r	8.3 r	9.9 r	11.6 r	112.0	22.7	24.6 r	27.1 r	29.6 r	30.7 r
Iceland	176	0.5	0.1	0.1 r	0.1 r	0.1 r	0.2 r	0.6	0.6	0.1 r	0.2 r	0.2 r	0.2 r
Israel	436	275.5	63.6	75.6 r	73.4 r	62.3 r	64.2 r	142.7	38.6	35.1 r	35.1 r	36.0 r	36.6 r
Japan	158	427.6	110.6	109.4 r	112.3 r	100.3 r	105.7 r	1,115.6	267.4	245.7 r	270.4 r	294.2 r	305.3 r
Korea, Republic of	542	402.1	40.2	53.5 r	95.6 r	116.2 r	136.8 r	888.9	278.3	235.3 r	220.6 r	216.4 r	216.6 r
New Zealand	196	14.4	3.5	4.1 r	3.9 r	3.2 r	3.2 r	8.6	1.8	2.0 r	2.1 r	2.2 r	2.3 r
Norway	142	42.8	8.8	7.6 r	10.6 r	11.5 r	13.1 r	33.9	10.0	5.5 r	8.0 r	9.9 r	10.6 r
San Marino	135	1.0	0.1 r	0.2 r	0.3 r	0.3 r
Singapore	576	66.1	127.4	13.8 r	16.7 r	16.9 r	18.7 r	95.6	24.2	19.6 r	23.0 r	25.9 r	27.1 r
Sweden	144	44.1	11.1	10.1 r	11.3 r	10.8 r	11.8 r	131.9	42.3	39.0 r	33.3 r	30.3 r	29.4 r
Switzerland	146	376.2	96.9	83.4 r	96.2 r	93.9 r	102.8 r	387.0	97.0	73.1 r	92.3 r	107.6 r	114.0 r
Taiwan Prov.of China	528	21.1	3.8	4.4 r	5.3 r	5.4 r	6.0 r	410.1	118.6	96.6 r	100.2 r	105.3 r	108.0 r
United Kingdom	112	481.9	127.9	121.9 r	126.2 r	113.6 r	120.2 r	415.6	130.9	89.2 r	100.5 r	110.7 r	115.3 r
United States	111	10,206.9	2,116.9	2,046.2 r	2,565.4 r	2,642.7 r	2,952.5 r	11,954.2	3,497.9	2,917.5 r	2,934.9 r	3,022.8 r	3,079.0 r
Emerg. & Dev. Economies	200	12,734.2	3,590.2	2,691.2	3,227.1	3,238.6	3,577.3	21,837.4	5,969.6	4,939.5	5,311.8	5,699.6	5,886.5
Emerg. & Dev. Asia	505	1,528.3	599.9	318.0	386.5	390.6	433.3	11,233.4	3,077.6	2,511.3	2,728.3	2,945.3	3,048.5
American Samoa	859	2.3	0.6 r	0.6 r	0.6 r	0.6 r
Bangladesh	513	0.2	0.0	0.1 r	0.1 r	0.1 r	0.1 r	36.3	9.7	8.6 r	8.9 r	9.3 r	9.6 r
Brunei Darussalam	516	0.1	0.0	0.0 r	0.0 r	0.0 r	0.0 r	0.0	0.0 r	0.0 r	0.0 r	0.0 r
Cambodia	522	1.6	0.4	0.3 r	0.4 r	0.4 r	0.5 r	18.1	3.5	4.3 r	4.4 r	4.6 r	4.8 r
China,P.R.: Mainland	924	1,127.1	434.8	234.5 r	285.0 r	288.0 r	319.5 r	8,631.4	2,519.1	1,955.3 r	2,099.6 r	2,251.4 r	2,325.2 r
Fiji	819	0.2	0.1	0.1 r	0.1 r	0.0 r	0.0 r	0.0	0.0 r	0.0 r	0.0 r	0.0 r
F.T. French Polynesia	887	0.1	0.0	0.0	0.0 r	0.0 r	0.0 r	0.0 r
F.T. New Caledonia	839	0.2	0.0 r	0.0 r	0.0 r	0.0 r	0.0	0.0 r	0.0 r	0.0 r	0.0 r
Guam	829	0.1	0.0	0.0 r	0.0 r	0.0 r	0.0 r
India	534	225.6	134.2	47.0 r	57.1 r	57.7 r	64.0 r	945.9	243.6	202.5 r	228.6 r	252.1 r	262.7 r
Indonesia	536	6.6	2.6	1.9 r	1.8 r	1.5 r	1.5 r	181.3	50.7	40.5 r	44.0 r	47.5 r	49.2 r
Lao People's Dem.Rep	544	0.0	0.0 r	0.0 r	0.0 r	0.0 r	0.1	0.0	0.0 r	0.0 r	0.0 r	0.0 r
Malaysia	548	95.4	14.1	19.9 r	24.1 r	24.4 r	27.1 r	162.6	42.6	32.3 r	39.0 r	44.5 r	46.9 r
Marshall Islands	867	0.2	0.0 r	0.0 r	0.0 r	0.1 r
Myanmar	518	0.1	0.0 r	0.0 r	0.0 r	0.0 r	0.6	0.0	0.1 r	0.1 r	0.1 r	0.1 r
Philippines	566	12.4	2.2	1.7 r	3.0 r	3.6 r	4.2 r	39.5	9.0	8.3 r	9.5 r	10.6 r	11.0 r

Colombia (233)

In Millions of U.S. Dollars

		Exports (FOB)						Imports (CIF)					
		2016	2015Q4	2016Q1	2016Q2	2016Q3	2016Q4	2016	2015Q4	2016Q1	2016Q2	2016Q3	2016Q4
Samoa	862	2.5	0.1	0.6 r	0.6 r	0.6 r	0.6 r
Solomon Islands	813	0.1	0.0 r	0.0 r	0.0 r	0.0 r	0.1	0.0	0.0 r	0.0 r	0.0 r	0.0 r
Sri Lanka	524	0.4	0.1	0.1 r	0.1 r	0.1 r	0.1 r	17.6	5.4	4.6 r	4.4 r	4.3 r	4.3 r
Thailand	578	48.2	9.0	10.2 r	12.2 r	12.2 r	13.5 r	291.2	76.2	63.4 r	70.5 r	77.1 r	80.2 r
Timor-Leste	537	0.1	0.0 r	0.0 r	0.0 r	0.0 r
Tonga	866	0.1	0.0 r	0.0 r	0.0 r	0.0 r
Vanuatu	846	0.1	0.0	0.0 r	0.0 r	0.0 r	0.0 r	0.1	0.0 r	0.0 r	0.0 r	0.0 r
Vietnam	582	9.5	2.2	2.0 r	2.4 r	2.4 r	2.7 r	470.7	117.5	88.1 r	112.2 r	131.2 r	139.2 r
Asia n.s.	598	432.9	0.1	102.0 r	105.8 r	111.1 r	114.0 r
Europe	170	1,109.5	147.4	231.0	278.7	285.7	314.1	819.8	247.5	205.3	202.1	205.0	207.4
Emerg. & Dev. Europe	903	1,024.7	122.7	214.2	257.4	263.6	289.5	499.8	153.1	110.2	121.2	131.8	136.6
Albania	914	0.7	0.0	0.2 r	0.2 r	0.2 r	0.2 r	0.4	0.2	0.1 r	0.1 r	0.1 r	0.1 r
Bosnia and Herzegovina	963	1.0	0.1	0.2 r	0.3 r	0.3 r	0.3 r
Bulgaria	918	4.8	0.1	1.0 r	1.2 r	1.2 r	1.4 r	7.6	7.9	1.3 r	1.8 r	2.2 r	2.3 r
Croatia	960	13.1	0.2	2.7 r	3.3 r	3.4 r	3.7 r	5.1	32.6	1.2 r	1.2 r	1.3 r	1.3 r
Gibraltar	823	167.1	41.8 r	41.8 r	41.8 r	41.8 r	0.0	0.1	0.0 r	0.0 r	0.0 r	0.0 r
Hungary	944	1.3	0.2	0.3 r	0.3 r	0.3 r	0.4 r	65.2	15.2	14.2 r	15.8 r	17.2 r	17.9 r
Macedonia, FYR	962	0.0	0.0	0.0 r	0.0 r	0.0 r	0.0 r	0.4	0.1	0.1 r	0.1 r	0.1 r	0.1 r
Poland	964	67.7	3.4	7.9 r	15.9 r	20.1 r	23.9 r	78.3	26.4	26.7 r	20.2 r	16.4 r	15.0 r
Romania	968	8.4	4.5	1.9 r	2.2 r	2.1 r	2.3 r	102.9	7.1	13.9 r	23.8 r	31.1 r	34.1 r
Serbia, Republic of	942	0.1	0.0 r	0.0 r	0.0 r	0.0 r	1.8	1.3	0.4 r	0.4 r	0.4 r	0.5 r
Turkey	186	761.3	114.3	158.4 r	192.5 r	194.6 r	215.8 r	237.2	62.1	52.0 r	57.5 r	62.6 r	65.0 r
CIS	901	84.8	24.7	16.8	21.3	22.1	24.7	319.4	94.1	95.0	80.7	73.0	70.7
Armenia	911	0.1	0.0 r	0.0 r	0.0 r	0.0 r	0.0	0.0	0.0 r	0.0 r	0.0 r	0.0 r
Azerbaijan, Rep. of	912	0.1	0.0	0.0 r	0.0 r	0.0 r	0.0 r	0.0	0.0	0.0 r	0.0 r	0.0 r	0.0 r
Belarus	913	0.4	0.2	0.1 r	0.1 r	0.1 r	0.1 r	10.9	1.0	2.6 r	2.7 r	2.8 r	2.9 r
Georgia	915	2.7	0.3	0.6 r	0.7 r	0.7 r	0.8 r	2.2	0.3	0.5 r	0.5 r	0.6 r	0.6 r
Kazakhstan	916	1.0	0.2	0.2 r	0.3 r	0.3 r	0.3 r	2.5	0.5	0.6 r	0.6 r	0.6 r	0.6 r
Moldova	921	0.0	0.0	0.0 r	0.0 r	0.0 r	0.0 r	0.4	0.0	0.1 r	0.1 r	0.1 r	0.1 r
Russian Federation	922	73.1	23.2	14.8 r	18.4 r	18.8 r	21.0 r	252.2	85.1	83.3 r	64.8 r	53.9 r	50.2 r
Tajikistan	923	0.1	0.0	0.0 r	0.0 r	0.0 r	0.0 r	0.0	0.0 r	0.0 r	0.0 r	0.0 r
Ukraine	926	7.3	0.8	1.1 r	1.7 r	2.1 r	2.4 r	48.2	7.1	7.2 r	11.2 r	14.3 r	15.5 r
Uzbekistan	927	0.0	0.0 r	0.0 r	0.0 r	0.0 r	2.9	0.1	0.7 r	0.7 r	0.7 r	0.8 r
Europe n.s.	884	0.6	0.3	0.1 r	0.1 r	0.1 r	0.1 r
Mid East, N Africa, Pak	440	144.1	38.2	29.7	36.4	36.9	41.0	166.2	34.1	39.4	40.7	42.6	43.6
Afghanistan, I.R. of	512	0.0	0.0	0.0 r	0.0 r	0.0 r	0.0 r	0.1	0.0	0.0 r	0.0 r	0.0 r	0.0 r
Algeria	612	1.6	0.1	0.3 r	0.4 r	0.4 r	0.5 r	0.0	0.0	0.0 r	0.0 r	0.0 r	0.0 r
Bahrain, Kingdom of	419	0.8	0.2	0.2 r	0.2 r	0.2 r	0.2 r	5.1	1.5	1.2 r	1.3 r	1.3 r	1.3 r
Djibouti	611	0.4	0.1	0.1 r	0.1 r	0.1 r	0.1 r	0.0	0.0 r	0.0 r	0.0 r	0.0 r
Egypt	469	5.9	1.0	1.2 r	1.5 r	1.5 r	1.7 r	9.9	2.0	2.1 r	2.4 r	2.7 r	2.8 r
Iran, I.R. of	429	2.4	0.3	0.5 r	0.6 r	0.6 r	0.7 r	1.0	0.2	0.2 r	0.2 r	0.3 r	0.3 r
Iraq	433	26.3	0.2	5.5 r	6.6 r	6.7 r	7.5 r	0.3	0.0	0.1 r	0.1 r	0.1 r	0.1 r
Jordan	439	25.4	4.5	5.3 r	6.4 r	6.5 r	7.2 r	2.7	0.9	1.1 r	0.7 r	0.5 r	0.4 r
Kuwait	443	3.3	0.8	0.9 r	0.9 r	0.7 r	0.7 r	0.1	0.0 r	0.0 r	0.0 r	0.0 r
Lebanon	446	17.9	20.5	3.7 r	4.5 r	4.6 r	5.1 r	1.1	0.1	0.3 r	0.3 r	0.3 r	0.3 r
Libya	672	1.1	0.2	0.2 r	0.3 r	0.3 r	0.3 r	0.0	0.0 r	0.0 r	0.0 r	0.0 r
Morocco	686	5.8	0.6	0.8 r	1.4 r	1.6 r	1.9 r	39.0	7.0	9.2 r	9.5 r	10.0 r	10.3 r
Oman	449	1.7	0.2	0.3 r	0.4 r	0.4 r	0.5 r	1.4	0.4	0.3 r	0.3 r	0.4 r	0.4 r
Pakistan	564	1.5	0.4	0.3 r	0.4 r	0.4 r	0.4 r	41.8	10.0	10.0 r	10.2 r	10.7 r	10.9 r
Qatar	453	0.9	0.1	0.2 r	0.2 r	0.2 r	0.2 r	11.6	0.8	2.7 r	2.8 r	3.0 r	3.0 r
Saudi Arabia	456	8.5	1.2	1.8 r	2.2 r	2.2 r	2.4 r	35.1	7.9	8.3 r	8.6 r	9.0 r	9.3 r
Sudan	732	0.1	0.0	0.0 r	0.0 r	0.0 r	0.0 r	0.3	0.1	0.1 r	0.1 r	0.1 r	0.1 r
Syrian Arab Republic	463	1.9	0.3	0.2 r	0.4 r	0.5 r	0.6 r	0.3	0.0	0.1 r	0.1 r	0.1 r	0.1 r
Tunisia	744	2.4	0.5	0.5 r	0.6 r	0.6 r	0.7 r	4.3	0.7	0.9 r	1.0 r	1.2 r	1.2 r
United Arab Emirates	466	33.3	6.2	6.9 r	8.4 r	8.5 r	9.4 r	12.0	2.5	2.8 r	2.9 r	3.1 r	3.2 r
West Bank and Gaza	487	0.4	0.1	0.1 r	0.1 r	0.1 r	0.1 r	0.0	0.0	0.0 r	0.0 r	0.0 r	0.0 r
Yemen, Republic of	474	2.8	0.6	0.6 r	0.7 r	0.7 r	0.8 r	0.0	0.0 r	0.0 r	0.0 r	0.0 r
Sub-Saharan Africa	603	259.6	20.4	54.5	65.7	66.2	73.3	54.2	12.0	10.6	13.0	14.9	15.7
Angola	614	1.7	0.5	0.4 r	0.4 r	0.4 r	0.5 r	0.0	0.0	0.0 r	0.0 r	0.0 r	0.0 r
Benin	638	0.7	0.6	0.1 r	0.2 r	0.2 r	0.2 r	2.4	0.3	0.6 r	0.6 r	0.6 r	0.6 r

Colombia (233)

In Millions of U.S. Dollars

		Exports (FOB)						Imports (CIF)					
		2016	2015Q4	2016Q1	2016Q2	2016Q3	2016Q4	2016	2015Q4	2016Q1	2016Q2	2016Q3	2016Q4
Burkina Faso	748	0.3	0.1	0.1 r	0.1 r	0.1 r	0.1 r	0.0	1.4	0.0 r	0.0 r	0.0 r	0.0 r
Cabo Verde	624	0.3	0.1	0.1 r	0.1 r	0.1 r	0.1 r	0.0	0.0	0.0 r	0.0 r	0.0 r	0.0 r
Cameroon	622	0.9	0.3	0.4 r	0.3 r	0.2 r	0.1 r	0.0	0.0	0.0 r	0.0 r	0.0 r	0.0 r
Chad	628	0.0	0.0 r	0.0 r	0.0 r	0.0 r	0.0	0.3	0.0 r	0.0 r	0.0 r	0.0 r
Comoros	632	0.3	0.0	0.1 r	0.1 r	0.1 r	0.1 r	0.0	0.0	0.0 r	0.0 r	0.0 r	0.0 r
Congo, Dem. Rep. of	636	1.1	0.3 r	0.3 r	0.3 r	0.3 r
Congo, Republic of	634	1.1	0.3	0.2 r	0.3 r	0.3 r	0.3 r	0.0	0.0 r	0.0 r	0.0 r	0.0 r
Côte d'Ivoire	662	104.5	2.1	21.7 r	26.4 r	26.7 r	29.6 r	2.6	0.6 r	0.6 r	0.6 r	0.6 r
Equatorial Guinea	642	0.2	0.1	0.0 r	0.0 r	0.0 r	0.0 r	0.0	0.0	0.0 r	0.0 r	0.0 r	0.0 r
Eritrea	643	0.0	0.1	0.0 r	0.0 r	0.0 r	0.0 r
Ethiopia	644	0.5	0.1 r	0.1 r	0.1 r	0.1 r	0.0	0.0	0.0 r	0.0 r	0.0 r	0.0 r
Gabon	646	9.9	3.6	2.1 r	2.5 r	2.5 r	2.8 r	0.0
Ghana	652	48.7	0.5	10.1 r	12.3 r	12.4 r	13.8 r	0.3	0.0	0.1 r	0.1 r	0.1 r	0.1 r
Guinea	656	5.1	1.1	1.1 r	1.3 r	1.3 r	1.5 r	0.0
Kenya	664	0.5	0.1	0.1 r	0.1 r	0.1 r	0.1 r	1.8	0.3	0.4 r	0.4 r	0.5 r	0.5 r
Liberia	668	0.7	0.5	0.2 r	0.2 r	0.2 r	0.2 r	6.2	4.1	1.5 r	1.5 r	1.6 r	1.6 r
Madagascar	674	0.3	0.0	0.1 r	0.1 r	0.1 r	0.1 r	0.4	0.3	0.1 r	0.1 r	0.1 r	0.1 r
Malawi	676	0.1	0.1	0.0 r	0.0 r	0.0 r	0.0 r
Mali	678	0.2	0.0 r	0.0 r	0.0 r	0.0 r	0.0	0.0	0.0 r	0.0 r	0.0 r	0.0 r
Mauritius	684	0.2	0.0	0.0 r	0.0 r	0.0 r	0.0 r	0.4	0.3	0.1 r	0.1 r	0.1 r	0.1 r
Mozambique	688	0.5	0.0	0.1 r	0.1 r	0.1 r	0.1 r	4.7	1.2 r	1.2 r	1.2 r	1.2 r
Niger	692	0.1	0.0 r	0.0 r	0.0 r	0.0 r	0.0	0.0	0.0 r	0.0 r	0.0 r	0.0 r
Nigeria	694	4.1	1.3	0.9 r	1.0 r	1.0 r	1.2 r	0.2	0.0	0.0 r	0.1 r	0.1 r	0.1 r
Rwanda	714	0.1	0.2	0.0 r	0.0 r	0.0 r	0.0 r
Senegal	722	0.1	0.1	0.0 r	0.0 r	0.0 r	0.0 r	4.1	1.0 r	1.0 r	1.0 r	1.0 r
Sierra Leone	724	0.5	0.2	0.1 r	0.1 r	0.1 r	0.1 r	0.2	0.0	0.1 r	0.1 r	0.1 r	0.1 r
South Africa	199	41.4	7.5	8.6 r	10.5 r	10.6 r	11.7 r	29.5	4.4	4.5 r	6.9 r	8.7 r	9.4 r
Swaziland	734	0.1	0.1	0.0 r	0.0 r	0.0 r	0.0 r
Tanzania	738	2.1	0.2	0.5 r	0.5 r	0.5 r	0.5 r	0.7	0.1	0.2 r	0.2 r	0.2 r	0.2 r
Togo	742	33.3	0.6	6.9 r	8.4 r	8.5 r	9.4 r
Uganda	746	0.1	0.0	0.0 r	0.0 r	0.0 r	0.0 r	0.0	0.0 r	0.0 r	0.0 r	0.0 r
Zambia	754	0.1	0.1	0.0 r	0.0 r	0.0 r	0.0 r	0.0	0.0 r	0.0 r	0.0 r	0.0 r
Zimbabwe	698	0.2	0.0 r	0.0 r	0.0 r	0.0 r
Western Hemisphere	205	9,692.7	2,784.5	2,058.1	2,459.9	2,459.2	2,715.5	9,563.9	2,598.5	2,172.8	2,327.8	2,491.9	2,571.3
Antigua and Barbuda	311	0.6	0.2	0.1 r	0.2 r	0.2 r	0.2 r	0.0	0.0 r	0.0 r	0.0 r	0.0 r
Argentina	213	176.2	34.4	31.5 r	43.5 r	47.3 r	53.9 r	510.9	144.1	89.9 r	121.0 r	145.1 r	154.9 r
Aruba	314	339.1	160.4	70.6 r	85.7 r	86.7 r	96.1 r	17.8	0.0	4.4 r	4.4 r	4.4 r	4.4 r
Bahamas, The	313	303.0	154.1	63.1 r	76.6 r	77.4 r	85.9 r	11.6	0.0	2.9 r	2.9 r	2.9 r	2.9 r
Barbados	316	7.3	0.9	1.5 r	1.9 r	1.9 r	2.1 r	0.3	0.1	0.1 r	0.1 r	0.1 r	0.1 r
Belize	339	2.0	0.4	0.3 r	0.5 r	0.6 r	0.6 r	0.0	0.0	0.0 r	0.0 r	0.0 r	0.0 r
Bermuda	319	0.1	0.1	0.0 r	0.0 r	0.0 r	0.0 r	0.0	0.0 r	0.0 r	0.0 r	0.0 r
Bolivia	218	148.7	40.0	33.3 r	38.1 r	36.9 r	40.3 r	534.2	147.0	115.7 r	129.3 r	141.7 r	147.4 r
Brazil	223	994.9	268.4	225.7 r	255.4 r	245.9 r	267.8 r	2,117.4	596.0	515.7 r	519.7 r	535.9 r	546.1 r
Chile	228	670.0	160.5	137.7 r	169.1 r	172.0 r	191.3 r	721.1	178.8	147.7 r	173.4 r	195.2 r	204.7 r
Costa Rica	238	229.6	63.0	53.2 r	59.1 r	56.3 r	61.0 r	83.6	19.0	16.9 r	20.1 r	22.7 r	23.9 r
Curacao	354	26.9	3.0 r	6.4 r	8.4 r	9.1 r	13.7	1.5 r	3.3 r	4.3 r	4.6 r
Dominica	321	1.0	0.2	0.2 r	0.2 r	0.3 r	0.3 r	0.2	0.0	0.0 r	0.0 r	0.1 r	0.1 r
Dominican Republic	243	283.8	74.5	67.2 r	73.4 r	68.9 r	74.3 r	38.2	13.5	12.2 r	9.8 r	8.4 r	7.9 r
Ecuador	248	1,199.7	329.1	274.6 r	308.4 r	295.5 r	321.1 r	804.8	193.4	177.9 r	195.2 r	211.9 r	219.8 r
El Salvador	253	83.8	19.1	16.2 r	21.0 r	22.0 r	24.7 r	13.8	2.8	2.7 r	3.3 r	3.8 r	4.0 r
Grenada	328	0.4	0.1	0.1 r	0.1 r	0.1 r	0.1 r	0.0	0.0 r	0.0 r	0.0 r	0.0 r
Guatemala	258	303.4	56.8	58.5 r	75.8 r	79.6 r	89.5 r	60.9	14.6	12.6 r	14.7 r	16.5 r	17.3 r
Guyana	336	9.5	3.0	1.6 r	2.3 r	2.6 r	2.9 r	1.6	0.3	0.4 r	0.4 r	0.4 r	0.4 r
Haiti	263	42.5	10.8	9.4 r	10.9 r	10.6 r	11.6 r	0.2	0.1	0.1 r	0.1 r	0.1 r	0.1 r
Honduras	268	78.8	23.6	23.0 r	21.3 r	17.2 r	17.3 r	25.5	3.9	4.3 r	6.0 r	7.3 r	7.8 r
Jamaica	343	55.4	18.5	24.1 r	16.6 r	8.6 r	6.1 r	1.6	1.0	0.4 r	0.4 r	0.4 r	0.4 r
Mexico	273	936.9	215.5	199.6 r	237.9 r	237.4 r	262.1 r	3,410.7	911.3	749.2 r	826.7 r	900.4 r	934.6 r
Netherlands Antilles	353	7.5	1.1
Nicaragua	278	14.0	3.2	3.1 r	3.6 r	3.5 r	3.8 r	8.5	2.6	2.0 r	2.1 r	2.2 r	2.2 r
Panama	283	1,912.1	583.5	356.4 r	475.3 r	507.1 r	573.3 r	31.4	41.2	7.4 r	7.7 r	8.1 r	8.3 r

Colombia (233)

In Millions of U.S. Dollars

		Exports (FOB)						Imports (CIF)					
		2016	2015Q4	2016Q1	2016Q2	2016Q3	2016Q4	2016	2015Q4	2016Q1	2016Q2	2016Q3	2016Q4
Paraguay	288	22.4	8.4	5.2 r	5.8 r	5.5 r	6.0 r	27.4	3.4	6.4 r	6.7 r	7.0 r	7.2 r
Peru	293	1,050.8	273.3	239.0 r	269.9 r	259.5 r	282.5 r	682.3	188.0	159.9 r	166.6 r	175.5 r	180.2 r
St. Kitts and Nevis	361	0.4	0.2	0.2 r	0.1 r	0.1 r	0.1 r	0.0	0.0	0.0 r	0.0 r	0.0 r	0.0 r
St. Lucia	362	70.9	58.0	14.8 r	17.9 r	18.1 r	20.1 r	31.6	7.9 r	7.9 r	7.9 r	7.9 r
St. Vincent & Grens.	364	1.9	1.2	0.8 r	0.6 r	0.3 r	0.2 r	0.0	0.0 r	0.0 r	0.0 r	0.0 r
Suriname	366	7.4	2.5	2.0 r	2.0 r	1.7 r	1.8 r	0.2	0.1	0.0 r	0.0 r	0.0 r	0.0 r
Trinidad and Tobago	369	84.5	8.9	11.7 r	20.2 r	24.2 r	28.4 r	120.2	35.1	35.2 r	30.3 r	27.7 r	27.0 r
Uruguay	298	19.4	8.5	7.1 r	5.5 r	3.6 r	3.2 r	104.3	17.4	21.0 r	25.0 r	28.4 r	29.9 r
Venezuela, Rep. Bol.	299	613.9	195.2	123.2 r	154.4 r	158.9 r	177.4 r	189.9	83.3	78.3 r	50.8 r	33.5 r	27.2 r
Western Hem. n.s.	399	1.4	0.2	0.3 r	0.4 r	0.4 r	0.4 r	0.1	0.0	0.0 r	0.0 r	0.0 r	0.0 r
Other Countries n.i.e	910	33.6	6.6	6.4	8.4	8.8	10.0	5.2	1.4	1.2	1.3	1.3	1.4
Cuba	928	33.5	6.6	6.4 r	8.4 r	8.8 r	9.9 r	3.5	0.8	0.8 r	0.8 r	0.9 r	1.0 r
Korea, Dem. People's Rep.	954	0.1	0.0 r	0.0 r	0.0 r	0.0 r	1.7	0.7	0.4 r	0.4 r	0.4 r	0.4 r
Special Categories	899	54.0	905.4	426.4	213.3 r	221.3 r	232.4 r	238.4 r
Countries & Areas n.s.	898	395.9	137.4	82.4 r	100.1 r	101.2 r	112.2 r	603.9	151.0 r	151.0 r	151.0 r	151.0 r
Memorandum Items													
Africa	605	269.9	21.5	56.2	68.2	69.0	76.4	97.8	19.8	20.7	23.7	26.2	27.2
Middle East	405	132.4	36.6	27.7	33.5	33.8	37.5	80.6	16.3	19.3	19.7	20.6	21.0
European Union	998	4,993.0	1,286.9	1,062.9	1,267.6	1,265.4	1,397.0	6,254.7	2,033.5	1,600.8	1,546.2	1,548.3	1,559.4
Export earnings: fuel	080	2,220.8	612.6	478.9	565.0	560.1	616.8	1,970.5	558.1	506.8	487.3	486.6	489.8
Export earnings: nonfuel	092	28,208.9	7,112.4	5,842.0	7,126.7	7,223.9	8,016.2	43,270.7	12,359.8	10,171.4	10,577.2	11,119.2	11,403.0

Comoros (632)

In Millions of U.S. Dollars

		Exports (FOB)						Imports (CIF)					
		2016	2015Q4	2016Q1	2016Q2	2016Q3	2016Q4	2016	2015Q4	2016Q1	2016Q2	2016Q3	2016Q4
IFS World	
World	001	15.0	3.0	3.6	2.7	2.6	6.1	179.8	40.8	36.9	59.3	36.8	46.8
Advanced Economies	110	10.6	1.6	2.6	2.1	1.5	4.4	46.9	8.0	10.0	13.2	9.2	14.5
Euro Area	163	6.6	1.1	1.4	1.7	1.1	2.3	42.7	6.7	9.4	12.2	8.4	12.7
Austria	122	0.1	0.0 r	0.0 r	0.1 r
Belgium	124	0.0	0.0 r	0.0 r	0.8	0.1 r	0.1 r	0.2 r	0.2 r	0.3 r
France	132	4.1	0.6 r	0.8 r	1.0 r	0.9 r	1.5 r	37.9	5.9 r	6.9 r	11.4 r	7.7 r	11.9 r
Germany	134	1.9	0.4 r	0.5 r	0.6 r	0.1 r	0.6 r	2.6	0.1 r	2.1 r	0.2 r	0.2 r	0.1 r
Greece	174	0.0	0.0 r	0.0 r	0.0 r	0.4	0.3 r	0.1 r	0.1 r	0.1 r	0.1 r
Italy	136	0.1	0.0 r	0.0 r	0.0 r	0.0 r	0.1 r	0.1	0.0 r	0.0 r	0.0 r	0.0 r	0.0 r
Lithuania	946	0.0 e	0.0 e	0.0 e	0.1 e	0.1 e
Netherlands	138	0.4	0.1 r	0.1 r	0.1 r	0.1 r	0.1 r	0.2	0.0 r	0.0 r	0.1 r	0.1 r	0.0 r
Spain	184	0.6	0.1 r	0.1 r	0.1 r	0.2 r	0.2 r
China,P.R.: Hong Kong	532	0.4	0.1 r	0.0 r	0.1 r	0.1 r	0.2 r
Denmark	128	0.1	0.1 r	0.0 r	0.0 r	0.0 r	0.0 r
Iceland	176	0.0 e	0.0 e	0.0 e	0.0 e	0.0 e	0.0 e	0.1	0.0 r	0.0 r	0.0 r	0.0 r	0.0 r
Japan	158	0.6	0.0 r	0.1 r	0.0 r	0.4 r	0.0 r
Korea, Republic of	542	2.4 e	0.1 e	0.6 e	0.1 e	0.1 e	1.7 e	0.0	0.0 r	0.0 r	0.0 r
Norway	142	0.1 e	0.0 e	0.1 e	0.0 e
Singapore	576	0.7	0.3 r	0.2 r	0.2 r	0.1 r	0.2 r	2.7	0.8 r	0.3 r	0.7 r	0.2 r	1.5 r
Switzerland	146	0.5 e	0.1 e	0.1 e	0.1 e	0.2 e	0.1 e	0.0	0.0 r	0.0 r	0.0 r	0.0 r
Taiwan Prov.of China	528	0.0 e	0.0 e	0.0 e	0.0 e	0.0 e	0.1 e	0.2 e	0.0 e	0.0 e	0.0 e	0.0 e
United Kingdom	112	0.1	0.0 r	0.0 r	0.0 r	0.0 r	0.0 r
United States	111	0.3	0.0 r	0.2 r	0.0 r	0.0 r	0.0 r
Emerg. & Dev. Economies	200	4.4	1.4	1.0	0.6	1.1	1.7	132.9	32.8	26.9	46.1	27.6	32.3
Emerg. & Dev. Asia	505	2.0	0.7	0.4	0.2	0.2	1.2	33.1	9.4	6.7	12.6	6.4	7.5
China,P.R.: Mainland	924	20.1	7.0 r	3.2 r	8.6 r	3.6 r	4.7 r
India	534	1.7	0.7 r	0.3 r	0.1 r	0.1 r	1.1 r	8.3	1.3 r	2.2 r	2.5 r	1.9 r	1.7 r
Indonesia	536	1.0	0.1 r	0.2 r	0.3 r	0.2 r	0.2 r
Malaysia	548	1.0	0.4 r	0.3 r	0.3 r	0.1 r	0.2 r
Myanmar	518	0.2 e	0.1 e	0.1 e	0.1 e	0.1 e	0.1 e
Sri Lanka	524	0.0 e	0.0 e	0.0 e	0.0 e	0.1	0.0 r	0.0 r	0.1 r
Thailand	578	0.0 e	0.0 e	0.0 e	0.0 e	0.0 e	0.0 e	1.0	0.1 r	0.4 r	0.3 r	0.2 r	0.2 r
Vietnam	582	1.6	0.4 r	0.3 r	0.5 r	0.3 r	0.4 r
Asia n.s.	598	0.1	0.0 r	0.0 r	0.0 r	0.0 r	0.0 r
Europe	170	0.7	0.3	0.2	0.0	0.5	0.0	1.6	0.4	0.3	0.4	0.5	0.3
Emerg. & Dev. Europe	903	0.0	0.1	0.0	0.0	0.0	0.0	1.5	0.4	0.3	0.4	0.5	0.3
Poland	964	0.0 e	0.1 e	0.0 e	0.3	0.1 r	0.0 r	0.1 r	0.1 r	0.1 r
Romania	968	0.1	0.0 r	0.0 r	0.0 r	0.1 r	0.0 r
Turkey	186	0.0	0.0 r	0.0 r	1.2	0.3 r	0.2 r	0.3 r	0.4 r	0.2 r
CIS	901	0.7	0.2	0.2	0.0	0.5	0.0	0.0	0.0	0.0	0.0	0.0	0.0
Russian Federation	922	0.7	0.2 r	0.1 r	0.0 r	0.5 r
Ukraine	926	0.1 e	0.0 e
Mid East, N Africa, Pak	440	1.0	0.2	0.3	0.2	0.2	0.3	69.9	16.7	13.8	23.6	14.7	17.9
Bahrain, Kingdom of	419	0.1 e	0.0 e	0.0 e	0.0 e	0.0 e	0.0 e
Egypt	469	0.1	0.0 r	0.0 r	0.0 r	0.0 r	0.0 r	0.1	0.0 r	0.0 r	0.0 r	0.0 r	0.0 r
Lebanon	446	0.0	0.0 r	0.0 r	0.0 r	0.0 r	0.4	0.1 r	0.1 r	0.2 r
Mauritania	682	0.1	0.0 r	0.0 r	0.0 r	0.0 r	0.0 r
Morocco	686	1.0	0.2 r	0.2 r	0.3 r	0.2 r	0.3 r
Oman	449	0.3	0.1 r	0.1 r	0.1 r	0.1 r	0.1 r
Pakistan	564	0.4	0.1 r	0.1 r	0.1 r	0.1 r	0.1 r	12.9	3.2 r	2.6 r	4.4 r	2.7 r	3.3 r
Qatar	453	0.2 e	0.1 e	0.1 e	0.1 e	0.1 e	0.1 e	0.1	0.0 r	0.0 r	0.0 r	0.0 r	0.0 r
Saudi Arabia	456	0.1	0.0 r	0.0 r	0.0 r	0.0 r	0.0 r	1.2	0.3 r	0.2 r	0.4 r	0.3 r	0.3 r
Sudan	732	0.1	0.0 r	0.0 r	0.0 r	0.0 r	0.0 r
Tunisia	744	0.1	0.0 r	0.0 r	0.0 r	0.0 r	0.0 r
United Arab Emirates	466	0.1	0.0 r	0.0 r	0.0 r	0.0 r	0.0 r	53.4	12.6 r	10.4 r	18.1 r	11.1 r	13.8 r
Yemen, Republic of	474	0.2	0.0 r	0.0 r	0.1 r	0.0 r	0.0 r
Sub-Saharan Africa	603	0.6	0.1	0.2	0.1	0.1	0.2	25.4	5.9	5.4	8.6	5.3	6.1
Kenya	664	0.0	0.0 r	0.0 r	0.0 r	0.0 r	0.0 r	1.3	0.3 r	0.2 r	0.4 r	0.3 r	0.3 r
Madagascar	674	0.4	0.1 r	0.1 r	0.1 r	0.1 r	0.1 r	11.2	3.0 r	2.3 r	3.9 r	2.3 r	2.7 r

Comoros (632)

In Millions of U.S. Dollars

		Exports (FOB)						Imports (CIF)					
		2016	2015Q4	2016Q1	2016Q2	2016Q3	2016Q4	2016	2015Q4	2016Q1	2016Q2	2016Q3	2016Q4
Mauritius	684	0.0 r	2.9	1.0 r	0.6 r	1.0 r	0.6 r	0.7 r
Mozambique	688	0.1	0.0 r	0.0 r	0.0 r	0.0 r	0.0 r
Nigeria	694	0.1 e	0.0 e	0.0 e	0.0 e	0.0 e	0.0 e
Senegal	722	5.6	0.5 r	1.1 r	1.9 r	1.2 r	1.4 r
South Africa	199	0.0	0.0 r	0.0 r	0.0 r	0.0 r	0.0 r	2.4	0.5 r	0.8 r	0.7 r	0.6 r	0.4 r
Tanzania	738	0.0	0.0 r	0.0 r	0.0 r	0.0 r	0.0 r	1.8	0.4 r	0.4 r	0.6 r	0.4 r	0.5 r
Western Hemisphere	205	0.1	0.0	0.0	0.0	0.0	0.0	3.0	0.5	0.7	1.0	0.7	0.6
Argentina	213	0.0 e	0.0 e	0.0 e	0.0 e	0.0 e	0.0 e	0.3	0.1 r	0.1 r	0.1 r	0.1 r	0.1 r
Brazil	223	0.0 e	0.0 e	0.0 e	0.0 e	0.0 e	2.4	0.4 r	0.6 r	0.8 r	0.6 r	0.5 r
Trinidad and Tobago	369	0.1 e	0.0 e	0.0 e	0.0 e	0.0 e	0.0 e
Western Hem. n.s.	399	0.2	0.1 r	0.0 r	0.1 r	0.0 r	0.1 r
Memorandum Items													
Africa	605	0.6	0.1	0.2	0.1	0.1	0.2	26.6	6.2	5.7	9.0	5.6	6.4
Middle East	405	0.6	0.1	0.2	0.1	0.1	0.2	55.7	13.2	10.9	18.7	11.7	14.3
European Union	998	6.6	1.2	1.4	1.7	1.1	2.3	43.3	6.9	9.5	12.3	8.6	12.8
Export earnings: fuel	080	1.4	0.3	0.4	0.2	0.7	0.2	55.2	13.1	10.8	18.7	11.5	14.2
Export earnings: nonfuel	092	13.6	2.7	3.3	2.6	1.9	5.9	124.6	27.7	26.1	40.6	25.3	32.6

Congo, Democratic Republic of (636)

In Millions of U.S. Dollars

		Exports (FOB)						Imports (CIF)					
		2016	2015Q4	2016Q1	2016Q2	2016Q3	2016Q4	2016	2015Q4	2016Q1	2016Q2	2016Q3	2016Q4
IFS World	
World	001	5,729.0	1,577.0	1,396.6	1,445.8	1,317.6	1,568.8	5,351.8	1,510.2	1,256.8	1,340.7	1,302.1	1,452.2
Advanced Economies	110	1,688.5	294.7	401.8	466.1	369.3	451.3	1,296.2	376.8	298.4	320.6	254.8	422.4
Euro Area	163	946.1	193.8	250.7	286.8	200.5	208.1	1,001.0	291.7	224.1	248.0	196.7	332.2
Austria	122	0.7 e	0.0 e	0.0 e	0.0 e	0.0 e	0.7 e	4.6 e	2.5 e	0.3 e	0.3 e	3.7 e	0.3 e
Belgium	124	286.6 e	85.9 e	82.1 e	69.4 e	78.1 e	57.0 e	408.0 e	141.8 e	106.0 e	120.3 e	94.1 e	87.6 e
Cyprus	423	0.5 e	0.0 e	0.0 e	0.1 e	0.3 e	0.1 e	0.6 e	0.1 e	0.4 e	0.0 e	0.0 e	0.1 e
Finland	172	174.5 e	25.1 e	26.4 e	41.9 e	50.4 e	55.8 e	11.3 e	0.9 e	1.5 e	3.8 e	1.4 e	4.6 e
France	132	15.1 e	5.2 e	3.9 e	3.3 e	4.2 e	3.7 e	276.3 e	40.9 e	38.5 e	33.3 e	33.1 e	171.4 e
Germany	134	100.2 e	17.2 e	15.7 e	32.9 e	35.9 e	15.7 e	98.7 e	39.6 e	20.8 e	30.9 e	25.1 e	21.9 e
Greece	174	2.8 e	0.7 e	0.6 e	1.1 e	0.5 e	0.6 e	0.4 e	0.4 e	0.0 e	0.1 e	0.0 e	0.3 e
Ireland	178	0.1 e	0.0 e	0.0 e	0.0 e	0.0 e	0.0 e	15.4 e	3.8 e	4.9 e	4.9 e	3.5 e	2.2 e
Italy	136	160.3 e	27.6 e	56.9 e	86.3 e	9.8 e	7.2 e	50.7 e	13.1 e	11.8 e	18.5 e	9.7 e	10.8 e
Latvia	941	0.1 e	0.2 e	0.0 e	0.1 e	0.0 e
Lithuania	946	0.0 e	0.0 e	0.0 e	0.2 e	0.1 e	0.0 e	0.0 e	0.0 e	0.1 e
Luxembourg	137	0.0 e	0.0 e	0.0 e	0.0 e	0.0 e	8.9 e	5.4 e	7.6 e	0.7 e	0.3 e	0.2 e
Malta	181	0.9 e	0.8 e	0.0 e	0.2 e	0.2 e	0.4 e
Netherlands	138	28.9 e	15.8 e	1.6 e	10.8 e	8.5 e	8.1 e	90.9 e	23.9 e	22.2 e	27.5 e	17.7 e	23.6 e
Portugal	182	4.7 e	1.7 e	1.2 e	0.8 e	1.6 e	1.2 e	4.6 e	3.3 e	1.5 e	1.1 e	1.3 e	0.7 e
Slovak Republic	936	0.0 e	2.3 e	0.0 e	0.0 e	0.0 e	1.5 e	0.3 e	0.3 e	0.2 e	0.1 e	0.9 e
Slovenia	961	0.0 e	0.0 e	0.0 e	0.1 e	0.1 e	0.0 e	0.0 e	0.0 e	0.1 e
Spain	184	171.6 e	12.2 e	62.5 e	40.1 e	11.1 e	57.9 e	27.8 e	14.5 e	8.3 e	6.1 e	6.4 e	7.1 e
Australia	193	0.2 e	0.0 e	0.0 e	0.1 e	0.0 e	2.2 e	1.5 e	0.9 e	0.4 e	0.2 e	0.7 e
Canada	156	20.7 e	5.1 e	1.8 e	6.6 e	1.7 e	10.6 e	12.9 e	10.4 e	2.6 e	3.0 e	3.1 e	4.1 e
China,P.R.: Hong Kong	532	2.1 e	0.5 e	0.6 e	0.3 e	0.4 e	0.9 e	35.9 e	11.1 e	10.0 e	9.2 e	9.9 e	6.9 e
Czech Republic	935	0.0 e	0.0 e	0.0 e	4.2 e	1.5 e	0.6 e	0.6 e	0.8 e	2.2 e
Denmark	128	0.5 e	0.0 e	0.2 e	0.3 e	3.8 e	3.2 e	1.0 e	0.8 e	0.8 e	1.2 e
Israel	436	0.3 e	0.3 e	0.2 e	0.2 e
Japan	158	9.6 e	0.4 e	3.4 e	4.5 e	1.2 e	0.5 e	43.9 e	12.3 e	13.4 e	9.2 e	8.5 e	12.8 e
Korea, Republic of	542	485.2 e	53.9 e	99.7 e	120.0 e	103.0 e	162.5 e	26.1 e	6.8 e	6.5 e	8.2 e	3.3 e	8.2 e
New Zealand	196	0.2 e	0.0 e	0.0 e	0.0 e	0.1 e	0.0 e	9.7 e	1.9 e	1.9 e	4.7 e	0.8 e	2.4 e
Norway	142	0.1 e	0.0 e	0.0 e	10.1 e	3.5 e	6.6 e
Singapore	576	0.3 e	0.1 e	0.0 e	0.0 e	0.1 e	0.1 e	8.5 e	2.6 e	2.3 e	2.6 e	2.2 e	1.4 e
Sweden	144	0.7 e	0.2 e	0.0 e	0.4 e	0.0 e	0.3 e	6.5 e	3.2 e	2.0 e	0.7 e	2.0 e	1.8 e
Switzerland	146	2.1 e	1.0 e	0.4 e	0.4 e	1.1 e	0.3 e	8.0 e	2.6 e	2.4 e	2.2 e	2.6 e	0.8 e
Taiwan Prov.of China	528	41.8 e	11.8 e	21.8 e	6.8 e	8.1 e	5.2 e	7.0 e	3.6 e	1.4 e	2.0 e	1.4 e	2.2 e
United Kingdom	112	14.5 e	3.4 e	4.3 e	6.9 e	0.9 e	2.4 e	27.7 e	10.0 e	6.9 e	6.0 e	6.0 e	8.8 e
United States	111	164.1 e	24.5 e	18.8 e	33.1 e	52.2 e	60.0 e	88.3 e	14.3 e	18.9 e	16.2 e	16.6 e	36.6 e
Emerg. & Dev. Economies	200	4,040.0	1,282.2	994.7	979.6	948.2	1,117.4	4,055.7	1,133.4	958.4	1,020.1	1,047.3	1,029.8
Emerg. & Dev. Asia	505	2,132.4	665.5	568.5	546.3	473.2	544.4	1,378.2	450.6	354.7	378.0	352.8	292.8
China,P.R.: Mainland	924	1,962.8 e	644.7 e	537.9 e	500.4 e	429.4 e	495.2 e	1,083.5 e	360.9 e	260.8 e	308.2 e	285.8 e	228.6 e
India	534	56.6 e	5.7 e	5.2 e	20.2 e	14.2 e	17.1 e	248.0 e	83.5 e	84.7 e	58.8 e	54.6 e	50.0 e
Indonesia	536	30.3 e	7.6 e	7.6 e	7.6 e	7.6 e	11.9 e	3.0 e	3.0 e	3.0 e	3.0 e
Malaysia	548	51.2 e	7.8 e	11.3 e	10.7 e	14.0 e	15.2 e	19.1 e	2.4 e	2.7 e	4.2 e	5.3 e	6.9 e
Vietnam	582	31.4 e	7.3 e	6.5 e	7.5 e	8.0 e	9.3 e	15.7 e	3.8 e	3.4 e	3.8 e	4.1 e	4.3 e
Europe	170	51.4	14.9	19.4	7.3	12.9	11.9	104.2	30.3	29.5	21.6	22.6	30.5
Emerg. & Dev. Europe	903	33.5	8.1	16.9	4.0	9.2	3.4	50.0	10.3	9.6	13.4	13.1	13.9
Bulgaria	918	0.1 e	0.0 e	0.0 e	0.3 e	0.0 e	0.1 e	0.1 e	0.0 e	0.0 e
Croatia	960	0.6 e	0.1 e	0.6 e	0.0 e
Faroe Islands	816	0.0 e	0.0 e	0.0 e	0.0 e	0.0 e	0.0 e	0.1 e	0.0 e	0.0 e	0.0 e	0.0 e	0.0 e
Hungary	944	0.0 e	2.5 e	0.2 e	0.5 e	0.3 e	1.5 e	0.1 e
Poland	964	0.0 e	11.4 e	1.5 e	2.8 e	4.7 e	1.5 e	2.4 e
Romania	968	0.9 e	0.2 e	0.4 e	0.3 e	0.1 e	7.8 e	0.3 e	3.3 e	4.5 e
Serbia, Republic of	942	0.0 e	0.0 e	0.0 e	0.0 e	0.0 e	0.0 e	0.2 e	0.0 e	0.0 e	0.1 e
Turkey	186	32.5 e	7.9 e	16.4 e	3.6 e	9.0 e	3.4 e	27.3 e	8.3 e	6.0 e	7.7 e	6.8 e	6.9 e
CIS	901	17.9	6.8	2.5	3.3	3.7	8.4	54.2	20.0	19.9	8.2	9.5	16.6
Belarus	913	0.9 e	0.6 e	0.3 e	1.3 e	0.0 e	0.6 e	0.7 e
Kazakhstan	916	10.2 e	1.5 e	1.8 e	2.8 e	2.7 e	2.9 e	0.0 e	0.0 e	0.0 e	0.0 e	0.0 e	0.0 e
Russian Federation	922	0.2 e	0.0 e	0.0 e	0.1 e	0.1 e	0.1 e	28.9 e	12.3 e	2.8 e	6.8 e	7.9 e	11.3 e
Ukraine	926	6.6 e	5.3 e	0.0 e	0.2 e	1.0 e	5.5 e	24.0 e	7.5 e	17.1 e	0.8 e	0.8 e	5.3 e

Congo, Democratic Republic of (636)

In Millions of U.S. Dollars

		Exports (FOB)						Imports (CIF)					
		2016	2015Q4	2016Q1	2016Q2	2016Q3	2016Q4	2016	2015Q4	2016Q1	2016Q2	2016Q3	2016Q4
Mid East, N Africa, Pak	440	610.3	188.8	161.9	162.6	138.5	147.3	33.8	9.5	8.8	8.6	7.8	8.5
Egypt	469	1.7 e	5.2 e	0.4 e	0.5 e	0.4 e	0.4 e	9.4 e	2.4 e	2.2 e	2.4 e	2.3 e	2.4 e
Jordan	439	0.3 e	0.2 e	0.1 e	0.1 e	0.1 e	0.0 e	0.2 e	0.1 e	0.1 e	0.0 e	0.1 e
Mauritania	682	0.0 e	0.0 e	0.0 e	0.0 e	0.0 e	1.7 e	0.4 e	0.4 e	0.4 e	0.5 e
Morocco	686	26.1 e	2.5 e	6.2 e	7.1 e	6.2 e	6.6 e	2.0 e	1.1 e	0.6 e	0.5 e	0.4 e	0.5 e
Oman	449	0.1 e	0.0 e	0.0 e	0.0 e	0.0 e	0.0 e
Pakistan	564	1.1 e	0.3 e	0.3 e	0.3 e	0.3 e	0.3 e	16.1 e	4.6 e	4.5 e	4.2 e	3.6 e	3.8 e
Qatar	453	4.2 e	1.3 e	1.0 e	1.0 e	1.0 e	1.1 e
Saudi Arabia	456	443.1 e	142.8 e	122.2 e	119.0 e	99.1 e	102.8 e
United Arab Emirates	466	138.0 e	37.8 e	32.7 e	35.7 e	32.3 e	37.2 e
Sub-Saharan Africa	603	1,234.0	400.3	236.3	262.9	321.5	413.3	2,462.6	625.1	549.9	592.3	643.4	677.0
Angola	614	3.9 e	1.2 e	0.8 e	0.9 e	1.0 e	1.2 e	0.5 e	0.1 e	0.1 e	0.1 e	0.1 e	0.1 e
Benin	638	0.3 e	0.0 e	0.1 e	0.1 e	0.1 e	0.1 e	0.1 e	0.1 e	0.0 e	0.0 e	0.0 e	0.0 e
Botswana	616	0.0 e	0.0 e	0.0 e	0.0 e	0.0 e	0.0 e	2.0 e	0.7 e	0.4 e	0.6 e	0.6 e	0.5 e
Burkina Faso	748	0.0 e	0.0 e	0.0 e	0.0 e	0.0 e	0.0 e	0.2 e	0.1 e	0.0 e	0.1 e	0.1 e	0.0 e
Burundi	618	2.7 e	0.5 e	0.6 e	0.6 e	0.8 e	0.7 e	27.1 e	8.6 e	7.2 e	4.8 e	7.9 e	7.2 e
Cabo Verde	624	0.2 e	0.0 e	0.0 e	0.1 e	0.1 e	0.0 e
Cameroon	622	0.0 e	0.0 e	0.0 e	0.0 e	0.0 e	0.0 e	37.4 e	9.0 e	8.6 e	9.9 e	10.5 e	8.4 e
Congo, Republic of	634	10.5 e	3.2 e	2.8 e	2.5 e	2.9 e	2.3 e	6.6 e	1.7 e	1.3 e	1.6 e	1.9 e	1.8 e
Côte d'Ivoire	662	0.2 e	0.1 e	0.0 e	0.0 e	0.0 e	0.0 e	48.3 e	16.3 e	14.3 e	12.0 e	9.2 e	12.9 e
Gabon	646	0.0 e	0.0 e	0.0 e	0.0 e	0.0 e	0.0 e	6.7 e	2.3 e	1.6 e	1.7 e	1.6 e	1.8 e
Ghana	652	0.0 e	0.0 e	0.0 e	0.0 e	0.0 e	0.0 e	0.8 e	0.2 e	0.2 e	0.2 e	0.2 e	0.2 e
Guinea	656	0.2 e	0.1 e	0.0 e	0.1 e	0.1 e	0.1 e	0.3 e	0.0 e	0.1 e	0.1 e	0.1 e	0.1 e
Kenya	664	4.1 e	1.0 e	0.8 e	1.1 e	1.1 e	1.1 e	224.2 e	59.6 e	57.3 e	58.6 e	54.0 e	54.2 e
Madagascar	674	0.0 e	0.0 e	0.0 e	0.0 e	0.0 e	0.0 e	0.3 e	0.1 e	0.1 e	0.1 e	0.1 e	0.1 e
Malawi	676	0.4 e	0.1 e	0.1 e	0.1 e	0.1 e	0.1 e	2.4 e	0.8 e	0.6 e	0.6 e	0.5 e	0.7 e
Mali	678	0.2 e	0.0 e	0.0 e	0.0 e	0.0 e	0.1 e	0.0 e	0.0 e	0.0 e	0.0 e	0.0 e	0.0 e
Namibia	728	167.3 e	41.5 e	34.3 e	39.9 e	42.0 e	51.0 e	89.0 e	18.2 e	25.7 e	20.7 e	22.4 e	20.1 e
Nigeria	694	2.1 e	0.5 e	0.5 e	0.6 e	0.5 e	0.6 e	0.2 e	0.1 e	0.0 e	0.1 e	0.0 e	0.1 e
Rwanda	714	8.6 e	2.9 e	1.3 e	1.5 e	2.6 e	3.2 e	209.7 e	63.5 e	53.1 e	39.8 e	50.5 e	66.2 e
Senegal	722	0.2 e	0.0 e	0.0 e	0.0 e	0.0 e	1.6 e	0.5 e	0.5 e	0.5 e	0.4 e	0.3 e
South Africa	199	97.3 e	9.7 e	5.4 e	8.6 e	21.7 e	61.5 e	842.8 e	233.3 e	171.3 e	199.3 e	233.5 e	238.7 e
Tanzania	738	0.3 e	0.2 e	0.1 e	0.1 e	0.1 e	0.1 e	309.2 e	50.5 e	64.1 e	80.6 e	80.1 e	84.4 e
Togo	742	0.6 e	0.0 e	0.1 e	0.1 e	0.1 e	0.1 e	3.0 e	0.1 e	0.9 e	1.0 e	0.4 e	0.8 e
Uganda	746	3.0 e	0.5 e	0.7 e	0.4 e	0.6 e	1.2 e	191.1 e	42.1 e	41.4 e	45.1 e	52.8 e	51.7 e
Zambia	754	877.2 e	323.8 e	176.8 e	192.8 e	233.2 e	274.3 e	459.1 e	116.6 e	101.2 e	114.8 e	116.5 e	126.6 e
Zimbabwe	698	54.5 e	15.1 e	11.8 e	13.1 e	14.1 e	15.5 e	0.1 e	0.9 e	0.0 e	0.0 e	0.0 e	0.0 e
Western Hemisphere	205	11.9	12.7	8.6	0.5	2.2	0.5	76.8	17.9	15.5	19.6	20.7	21.1
Brazil	223	9.9 e	12.2 e	8.2 e	0.0 e	1.7 e	0.0 e	44.0 e	10.5 e	7.3 e	11.0 e	12.6 e	13.1 e
Chile	228	0.0 e	0.0 e	0.0 e	0.1 e
Colombia	233	1.1 e	0.3 e	0.3 e	0.3 e	0.3 e
Costa Rica	238	1.9 e	0.5 e	0.4 e	0.5 e	0.5 e	0.5 e
Guatemala	258	0.0 e	0.0 e	0.0 e	0.0 e	0.0 e	0.0 e	31.0 e	7.2 e	7.7 e	8.1 e	7.6 e	7.5 e
Paraguay	288	0.6 e	0.0 e	0.2 e	0.2 e	0.1 e	0.1 e
Peru	293	0.0 e	0.0 e	0.0 e	0.0 e	0.0 e	0.0 e	0.1 e	0.0 e	0.0 e	0.0 e	0.0 e	0.0 e
Trinidad and Tobago	369	0.1 e	0.0 e	0.0 e	0.0 e	0.0 e	0.0 e	0.0 e	0.0 e	0.0 e	0.0 e	0.0 e	0.0 e
Other Countries n.i.e	910	0.5	0.1	0.1	0.1	0.1	0.1
Cuba	928	0.5 e	0.1 e	0.1 e	0.1 e	0.1 e	0.1 e
Memorandum Items													
Africa	605	1,260.0	402.8	242.5	269.9	327.7	419.9	2,466.4	626.2	550.9	593.2	644.3	678.0
Middle East	405	583.1	186.0	155.4	155.3	132.0	140.4	13.9	3.8	3.4	3.5	3.4	3.6
European Union	998	962.8	197.6	255.7	294.7	201.5	210.8	1,065.8	311.7	238.0	261.9	212.6	353.2
Export earnings: fuel	080	608.0	186.9	160.8	161.6	138.6	147.0	48.4	17.9	7.2	11.6	13.0	16.6
Export earnings: nonfuel	092	5,120.9	1,390.1	1,235.9	1,284.2	1,179.0	1,421.8	5,303.5	1,492.3	1,249.6	1,329.1	1,289.1	1,435.6

Congo, Republic of (634)

In Millions of U.S. Dollars

		Exports (FOB)						Imports (CIF)					
		2016	2015Q4	2016Q1	2016Q2	2016Q3	2016Q4	2016	2015Q4	2016Q1	2016Q2	2016Q3	2016Q4
IFS World	
World	001	2,616.4	620.8	531.7	684.0	784.5	616.2	3,416.7	924.2	685.9	628.2	1,343.7	759.0
Advanced Economies	110	1,063.3	308.1	248.3	297.5	294.4	223.1	2,251.3	572.4	410.5	317.1	1,029.0	494.7
Euro Area	163	502.9	256.6	93.7	89.4	166.7	153.1	919.3	258.4	284.1	202.5	237.6	195.0
Austria	122	0.0	0.0 r	0.0 r	0.0 r	0.3	0.0 r	0.0 r	0.1 r	0.1 r	0.1 r
Belgium	124	24.2	4.2 r	7.9 r	7.7 r	4.1 r	4.5 r	235.2	75.9 r	74.5 r	52.0 r	61.6 r	47.0 r
Cyprus	423	0.1	0.0 r	0.0 r	0.0 r	0.0 r	0.0	0.0 r	0.0 r	0.0 r	0.0 r
Estonia	939	0.0	0.0 r	0.0 r	0.2	0.1 r	0.1 r	0.0 r	0.0 r	0.0 r
Finland	172	0.0	1.1 r	0.0 r	0.0 r	0.0 r	2.9	3.4 r	0.7 r	0.1 r	0.9 r	1.2 r
France	132	35.5	53.1 r	7.6 r	12.4 r	9.5 r	6.1 r	435.0	110.6 r	146.9 r	94.7 r	121.1 r	72.3 r
Germany	134	3.2	1.0 r	0.5 r	1.2 r	1.1 r	0.3 r	38.2	8.4 r	17.8 r	6.9 r	7.0 r	6.5 r
Greece	174	0.7	0.1 r	0.2 r	0.1 r	0.2 r	0.2 r	0.7	0.2 r	0.1 r	0.2 r	0.2 r	0.2 r
Ireland	178	1.1	0.3 r	0.0 r	0.2 r	0.9 r	7.5	3.1 r	1.5 r	2.3 r	1.5 r	2.2 r
Italy	136	268.2	131.5 r	59.3 r	51.0 r	48.2 r	109.7 r	104.4	25.3 r	19.2 r	24.7 r	22.8 r	37.7 r
Latvia	941	1.0	0.3 r	0.3 r	0.4 r	0.1 r	0.2 r
Lithuania	946	0.3	0.3 r	0.0 r	0.0 r	0.1	0.0 r	0.0 r	0.0 r	0.1 r	0.0 r
Luxembourg	137	2.0	0.4 r	1.7 r	0.0 r	0.1 r	0.2 r
Malta	181	0.2	0.1 r	0.1 r	0.0 r	0.0 r	0.1 r	0.2	0.1 r	0.2 r	0.0 r
Netherlands	138	89.0	0.5 r	7.4 r	11.9 r	43.6 r	26.1 r	48.6	11.0 r	9.6 r	11.4 r	12.6 r	15.0 r
Portugal	182	4.0	1.1 r	1.0 r	2.1 r	0.5 r	0.4 r	8.6	7.5 r	2.1 r	1.2 r	2.1 r	3.3 r
Slovenia	961	0.2	0.0 r	0.1 r	0.0 r	0.1 r	0.0 r
Spain	184	76.1	63.4 r	9.3 r	2.7 r	59.3 r	4.8 r	34.3	12.2 r	9.6 r	8.3 r	7.4 r	9.0 r
Australia	193	183.4	0.0 r	38.4 r	92.1 r	52.9 r	0.0 r	73.3	0.6 r	0.5 r	0.3 r	72.4 r	0.1 r
Canada	156	78.4	13.6 r	14.5 r	53.0 r	5.5 r	5.4 r	29.4	3.7 r	2.0 r	7.4 r	12.9 r	7.0 r
China,P.R.: Hong Kong	532	1.7	0.3 r	0.9 r	0.2 r	0.3 r	0.3 r	3.4	1.1 r	0.5 r	0.8 r	1.3 r	0.8 r
Czech Republic	935	0.3	0.0 r	0.1 r	0.1 r	0.0 r	0.0 r	0.9	0.1 r	0.1 r	0.1 r	0.1 r	0.7 r
Denmark	128	0.1	0.0 r	0.0 r	0.0 r	0.0 r	0.0 r	2.7	1.4 r	0.8 r	0.6 r	0.9 r	0.4 r
Israel	436	1.4	0.2 r	0.2 r	0.2 r	0.7 r	0.3 r
Japan	158	2.3	0.0 r	0.0 r	0.0 r	0.0 r	2.2 r	9.2	0.8 r	2.2 r	3.0 r	3.5 r	0.4 r
Korea, Republic of	542	10.4	0.8 r	8.9 r	0.3 r	0.6 r	0.5 r	617.3	241.7 r	2.7 r	3.1 r	584.5 r	26.9 r
New Zealand	196	3.7	0.8 r	0.9 r	1.2 r	0.6 r	1.1 r
Norway	142	19.4	2.8 r	5.0 r	7.2 r	4.0 r	3.3 r	381.7	6.9 r	66.5 r	54.0 r	61.8 r	199.4 r
Singapore	576	110.2	23.8 r	25.3 r	23.9 r	23.7 r	37.3 r	5.8	2.7 r	1.4 r	1.2 r	1.7 r	1.5 r
Sweden	144	1.5	0.9 r	0.2 r	0.3 r	0.6 r	0.4 r
Switzerland	146	2.6	0.4 r	0.7 r	1.0 r	0.7 r	0.2 r	1.5	0.5 r	0.5 r	0.3 r	0.6 r	0.1 r
Taiwan Prov.of China	528	85.9	3.6 r	53.9 r	7.8 r	12.0 r	12.2 r	0.4	0.1 r	0.0 r	0.1 r	0.1 r	0.2 r
United Kingdom	112	20.7	3.4 r	2.2 r	9.2 r	6.0 r	3.2 r	119.2	25.1 r	34.8 r	12.6 r	27.7 r	44.2 r
United States	111	45.0	2.7 r	4.8 r	13.2 r	21.9 r	5.1 r	80.8	27.4 r	13.0 r	29.5 r	21.9 r	16.5 r
Emerg. & Dev. Economies	200	1,541.4	309.6	281.1	383.6	486.7	390.0	1,165.3	351.7	275.3	311.1	314.6	264.2
Emerg. & Dev. Asia	505	1,088.7	181.8	189.3	270.7	356.9	271.8	550.8	182.8	121.5	153.5	152.1	123.7
China,P.R.: Mainland	924	1,044.4	165.6 r	185.7 r	259.9 r	336.0 r	262.7 r	415.3	146.7 r	90.3 r	113.5 r	117.1 r	94.4 r
India	534	31.8	11.3 r	1.1 r	7.2 r	17.5 r	5.9 r	68.5	16.6 r	18.9 r	20.8 r	15.6 r	13.3 r
Indonesia	536	0.9	0.6 r	0.1 r	0.2 r	0.3 r	0.3 r	8.4	3.7 r	3.2 r	1.7 r	1.9 r	1.5 r
Malaysia	548	3.2	2.1 r	0.8 r	1.2 r	0.6 r	0.6 r	33.6	11.6 r	3.5 r	9.8 r	11.1 r	9.2 r
Sri Lanka	524	0.0	0.0 r	0.2	0.1 r	0.0 r	0.0 r	0.1 r	0.1 r
Thailand	578	0.4	0.0 r	0.1 r	0.1 r	0.1 r	0.1 r	20.6	2.8 r	4.5 r	6.6 r	5.2 r	4.3 r
Vanuatu	846	7.5	2.0 r	1.5 r	1.9 r	2.2 r	2.0 r	0.1	0.0 r	0.0 r	0.0 r	0.0 r	0.0 r
Vietnam	582	0.5	0.1 r	0.1 r	0.1 r	0.2 r	0.1 r	3.2	1.0 r	0.9 r	0.8 r	0.9 r	0.7 r
Asia n.s.	598	0.8	0.2 r	0.2 r	0.2 r	0.2 r	0.2 r
Europe	170	0.9	0.1	0.1	0.1	0.3	0.3	83.3	28.7	29.6	26.6	15.2	11.9
Emerg. & Dev. Europe	903	0.5	0.1	0.1	0.1	0.1	0.2	70.2	23.4	27.8	21.4	11.1	9.9
Bulgaria	918	0.5	0.0 r	0.1 r	0.1 r	0.2 r	0.1 r
Croatia	960	0.1	0.0 r	0.0 r	0.0 r	0.0 r	0.0 r	0.2	0.0 r	0.0 r	0.1 r	0.0 r	0.1 r
Faroe Islands	816	0.1 e	0.0 e	0.0 e	0.0 e	0.0 e	0.0 e
Hungary	944	0.0	0.0 r	2.8	0.8 r	0.7 r	0.5 r	0.9 r	0.7 r
Poland	964	0.1	0.0 r	0.0 r	0.0 r	0.1 r	0.0 r	3.4	3.2 r	0.5 r	0.9 r	1.1 r	0.9 r
Romania	968	0.0	0.0 r	0.0 r	0.0 r	0.0 r	3.2	1.1 r	0.8 r	0.8 r	0.4 r	1.2 r
Turkey	186	0.2	0.0 r	0.0 r	0.0 r	0.0 r	0.1 r	60.0	18.1 r	25.7 r	19.0 r	8.5 r	6.9 r
CIS	901	0.4	0.0	0.0	0.1	0.2	0.1	10.0	4.4	1.0	4.4	3.2	1.3
Armenia	911	0.1	0.1 r

Congo, Republic of (634)

In Millions of U.S. Dollars

		Exports (FOB)						Imports (CIF)					
		2016	2015Q4	2016Q1	2016Q2	2016Q3	2016Q4	2016	2015Q4	2016Q1	2016Q2	2016Q3	2016Q4
Belarus	913	0.2 e	0.0 e	0.1 e	0.1 e	0.0	0.0 r	0.0 r	0.0 r
Georgia	915	0.5	0.0 r	0.0 r	0.4 r	0.0 r	0.0 r
Kazakhstan	916	0.2	0.0 r	0.0 r	0.0 r	0.1 r	0.0 r	0.0	0.0 r	0.0 r	0.0 r	0.0 r	0.0 r
Russian Federation	922	0.0	0.0 r	0.0 r	0.0 r	0.0 r	0.0 r	5.6	3.8 r	1.0 r	1.7 r	2.5 r	0.4 r
Ukraine	926	3.8	0.5 r	2.2 r	0.6 r	0.9 r
Europe n.s.	884	3.1	0.9 r	0.8 r	0.7 r	0.9 r	0.7 r
Mid East, N Africa, Pak	440	5.1	1.3	1.1	1.3	1.5	1.3	117.3	35.4	31.5	28.0	31.9	26.0
Algeria	612	0.2	0.0 r	0.0 r	0.0 r	0.0 r	0.0 r	0.1	0.0 r	0.0 r	0.0 r	0.0 r	0.0 r
Bahrain, Kingdom of	419	0.0 e	0.0 e	0.0 e	0.0 e	0.0 e	0.0 e	0.5	0.2 r	0.1 r	0.1 r	0.1 r	0.1 r
Egypt	469	0.4	0.0 r	0.1 r	0.1 r	0.1 r	0.1 r	8.9	3.3 r	2.5 r	2.1 r	2.4 r	1.9 r
Iran, I.R. of	429	0.0	0.0 r	0.0 r	0.0 r	0.0 r	0.0 r	0.4	0.1 r	0.1 r	0.1 r	0.1 r	0.1 r
Jordan	439	0.0	0.0 r	0.0 r	0.0 r	0.0 r	0.0 r	0.1	0.0 r	0.0 r	0.0 r	0.0 r	0.0 r
Lebanon	446	0.1	0.0 r	0.0 r	0.0 r	0.0 r	0.0 r	6.9	2.1 r	2.3 r	1.7 r	1.3 r	1.5 r
Libya	672	0.0	0.0 r	0.0 r	0.0 r	0.0 r	0.0 r	0.1	0.0 r	0.0 r	0.0 r	0.0 r	0.0 r
Mauritania	682	9.9	3.0 r	2.6 r	2.4 r	2.7 r	2.2 r
Morocco	686	0.5	0.1 r	0.1 r	0.1 r	0.2 r	0.1 r	6.3	1.6 r	1.7 r	1.5 r	1.7 r	1.4 r
Oman	449	0.1	0.0 r	0.0 r	0.0 r	0.0 r	0.0 r	0.1	0.0 r	0.0 r	0.0 r	0.0 r	0.0 r
Pakistan	564	0.7	0.2 r	0.2 r	0.2 r	0.2 r	0.2 r	0.5	0.1 r	0.1 r	0.1 r	0.1 r	0.1 r
Saudi Arabia	456	0.2	0.1 r	0.0 r	0.1 r	0.1 r	0.1 r	0.9	0.3 r	0.2 r	0.2 r	0.2 r	0.2 r
Tunisia	744	0.3	0.1 r	0.1 r	0.1 r	0.1 r	0.1 r	5.6	1.6 r	1.4 r	1.3 r	1.6 r	1.3 r
United Arab Emirates	466	2.5	0.7 r	0.5 r	0.6 r	0.7 r	0.7 r	77.0	23.1 r	20.3 r	18.3 r	21.3 r	17.1 r
Sub-Saharan Africa	603	446.2	126.2	90.5	111.4	127.9	116.4	335.5	85.5	80.5	80.6	94.0	80.4
Angola	614	155.4	41.4 r	30.1 r	38.4 r	45.2 r	41.7 r	40.4	12.2 r	10.7 r	9.6 r	11.2 r	8.9 r
Benin	638	0.3	0.1 r	0.1 r	0.1 r	0.1 r	0.1 r	1.2	0.4 r	0.3 r	0.3 r	0.3 r	0.3 r
Burkina Faso	748	0.1	0.0 r	0.0 r	0.0 r	0.0 r	0.0 r	0.0	0.0 r	0.0 r	0.0 r	0.0 r	0.0 r
Cameroon	622	51.3	12.7 r	9.6 r	12.5 r	15.1 r	14.1 r	80.2	18.8 r	18.7 r	18.6 r	23.3 r	19.6 r
Central African Rep.	626	1.3	0.4 r	0.3 r	0.3 r	0.4 r	0.4 r	0.2	0.1 r	0.0 r	0.0 r	0.1 r	0.0 r
Chad	628	0.9	0.3 r	0.2 r	0.2 r	0.3 r	0.2 r	0.2	0.1 r	0.1 r	0.1 r	0.1 r	0.1 r
Congo, Dem. Rep. of	636	6.2	1.6 r	1.2 r	1.5 r	1.8 r	1.7 r	11.1	3.3 r	2.9 r	2.6 r	3.1 r	2.4 r
Côte d'Ivoire	662	85.7	20.7 r	20.2 r	20.0 r	24.8 r	20.8 r
Equatorial Guinea	642	1.8	0.5 r	0.3 r	0.4 r	0.5 r	0.5 r	4.9	1.5 r	1.3 r	1.2 r	1.3 r	1.1 r
Ethiopia	644	0.3	0.1 r	0.1 r	0.1 r	0.1 r	0.1 r	0.0	0.0 r	0.0 r	0.0 r	0.0 r	0.0 r
Gabon	646	169.6	53.0 r	35.9 r	43.1 r	48.1 r	42.4 r	27.4	8.3 r	7.2 r	6.5 r	7.6 r	6.0 r
Ghana	652	1.4	0.4 r	0.3 r	0.3 r	0.4 r	0.4 r	13.2	4.0 r	3.5 r	3.1 r	3.6 r	2.9 r
Guinea	656	0.0	0.0 r	0.0 r	0.0 r	0.0 r	0.0 r	0.2	0.1 r	0.1 r	0.1 r	0.1 r	0.1 r
Guinea-Bissau	654	0.4	0.1 r	0.1 r	0.1 r	0.1 r	0.1 r
Kenya	664	0.4	0.1 r	0.1 r	0.1 r	0.1 r	0.1 r	0.8	0.3 r	0.2 r	0.2 r	0.2 r	0.2 r
Mauritius	684	0.5	0.1 r	0.1 r	0.1 r	0.1 r	0.1 r	0.2	0.1 r	0.0 r	0.0 r	0.0 r	0.0 r
Mozambique	688	0.0	0.0 r	0.0 r	0.0 r	0.0 r	0.0 r	0.2	0.1 r	0.0 r	0.0 r	0.0 r	0.0 r
Namibia	728	23.2	6.2 r	4.5 r	5.7 r	6.7 r	6.2 r	4.5	1.4 r	1.2 r	1.1 r	1.3 r	1.0 r
Niger	692	0.1	0.0 r	0.0 r	0.0 r	0.0 r	0.0 r
Nigeria	694	4.8	1.3 r	0.9 r	1.2 r	1.4 r	1.3 r	3.6	1.1 r	1.0 r	0.9 r	1.0 r	0.8 r
Senegal	722	1.1	0.1 r	0.2 r	0.3 r	0.3 r	0.3 r	19.4	5.2 r	5.1 r	4.6 r	5.4 r	4.3 r
Sierra Leone	724	0.0	0.0 r	0.0 r	0.0 r	0.0 r	0.0 r	0.1	0.0 r	0.0 r	0.0 r	0.0 r	0.0 r
South Africa	199	25.6	7.6 r	6.2 r	6.4 r	6.8 r	6.2 r	39.3	7.3 r	7.2 r	11.0 r	9.9 r	11.2 r
Tanzania	738	0.1	0.0 r	0.0 r	0.0 r	0.0 r	0.0 r	1.1	0.3 r	0.3 r	0.3 r	0.3 r	0.2 r
Togo	742	1.6	0.4 r	0.4 r	0.4 r	0.4 r	0.4 r	0.9	0.3 r	0.2 r	0.2 r	0.3 r	0.2 r
Uganda	746	0.2	0.1 r	0.1 r	0.1 r	0.1 r	0.1 r
Western Hemisphere	205	0.4	0.1	0.1	0.1	0.1	0.1	78.4	19.4	12.2	22.4	21.5	22.4
Argentina	213	0.0	0.0 r	0.0 r	0.0 r	0.0 r	0.0 r	28.5	6.6 r	6.8 r	7.0 r	7.2 r	7.4 r
Bahamas, The	313	0.2	0.1 r	0.1 r	0.1 r	0.1 r	0.0 r
Brazil	223	0.0	0.0 r	0.0 r	0.0 r	0.0 r	0.0 r	40.4	10.6 r	3.8 r	11.7 r	11.4 r	13.5 r
Chile	228	0.3	0.0 r	0.0 r	0.0 r	0.0 r	0.2 r
Colombia	233	0.7	0.1 r	0.2 r	0.2 r	0.2 r	0.2 r
Dominica	321	0.0	0.0 r	0.0 r	0.0 r	0.0 r	0.0 r	0.1	0.0 r	0.0 r	0.0 r	0.0 r	0.0 r
Mexico	273	0.0	0.0 r	0.0 r	0.0 r	0.0 r	0.0 r	4.9	1.0 r	0.3 r	2.6 r	1.6 r	0.3 r
Paraguay	288	1.2	0.4 r	0.3 r	0.3 r	0.3 r	0.3 r
Peru	293	0.0	0.0 r	0.0 r	0.0 r	0.0 r	0.0 r	0.1	0.0 r	0.0 r	0.0 r	0.0 r	0.0 r
Trinidad and Tobago	369	0.2	0.1 r	0.1 r	0.1 r	0.1 r	0.1 r
Uruguay	298	1.5	0.5 r	0.4 r	0.4 r	0.4 r	0.3 r

Congo, Republic of (634)

In Millions of U.S. Dollars

		Exports (FOB)						Imports (CIF)					
		2016	2015Q4	2016Q1	2016Q2	2016Q3	2016Q4	2016	2015Q4	2016Q1	2016Q2	2016Q3	2016Q4
Venezuela, Rep. Bol.	299	0.3	0.1 r	0.1 r	0.1 r	0.1 r	0.1 r	0.1	0.0 r	0.0 r	0.0 r	0.0 r	0.0 r
Other Countries n.i.e	910	0.0	0.0	0.0	0.0	0.0	0.0	0.1	0.0	0.0	0.0	0.0	0.0
Cuba	928	0.1	0.0 r	0.0 r	0.0 r	0.0 r	0.0 r
Countries & Areas n.s.	898	11.7	3.1 r	2.3 r	2.9 r	3.4 r	3.1 r	0.0	0.0 r	0.0 r	0.0 r	0.0 r	0.0 r
Memorandum Items													
Africa	605	447.2	126.5	90.7	111.7	128.2	116.7	357.4	91.7	86.3	85.8	100.1	85.2
Middle East	405	3.5	0.9	0.7	0.9	1.0	0.9	94.9	29.1	25.6	22.7	25.6	21.0
European Union	998	524.1	260.1	96.1	98.8	172.8	156.5	1,053.7	291.1	322.1	218.5	269.5	243.6
Export earnings: fuel	080	336.1	97.4	68.2	84.3	96.4	87.1	162.4	50.9	42.3	39.1	45.9	35.1
Export earnings: nonfuel	092	2,280.4	523.4	463.5	599.7	688.0	529.1	3,254.4	873.3	643.6	589.2	1,297.8	723.8

Costa Rica (238)

In Millions of U.S. Dollars

		Exports (FOB)						Imports (CIF)					
		2016	2015Q4	2016Q1	2016Q2	2016Q3	2016Q4	2016	2015Q4	2016Q1	2016Q2	2016Q3	2016Q4
IFS World		9,862.3	2,397.3	2,397.8	2,669.2	2,345.3	2,450.0	15,343.1	4,023.1	3,537.6	3,962.7	3,798.7	4,044.1
World	001	8,933.9	2,350.6	2,268.0	2,475.9	2,085.8	2,104.2	16,396.1	4,093.8	3,681.2	4,124.5	4,253.7	4,336.7
Advanced Economies	110	5,714.6	1,476.0	1,466.3	1,600.3	1,324.8	1,323.1	9,182.4	2,304.8	2,081.4	2,303.2	2,316.6	2,481.1
Euro Area	163	1,834.4	383.9	429.2	531.5	412.5	461.4	1,271.7	313.7	298.5	310.4	321.9	341.0
Austria	122	0.2	0.1 r	0.0 r	0.0 r	0.1 r	0.0 r	28.4	7.3 r	7.5 r	8.5 r	5.9 r	6.5 r
Belgium	124	510.4	104.5 r	101.2 r	140.6 r	118.1 r	150.5 r	69.8	14.0 r	12.0 r	11.3 r	29.3 r	17.1 r
Cyprus	423	0.1	0.0 r	0.0 r	0.0 r	0.0 r	0.0 r	0.0	0.0 r	0.0 r	0.0 r	0.0 r
Estonia	939	0.1	0.0 r	0.0 r	0.0 r	0.0 r	0.0 r	0.9	0.3 r	0.2 r	0.3 r	0.2 r	0.2 r
Finland	172	51.9	4.6 r	17.2 r	16.4 r	8.9 r	9.4 r	9.4	2.4 r	3.0 r	2.4 r	2.1 r	1.9 r
France	132	75.2	32.8 r	20.3 r	22.6 r	16.2 r	16.2 r	129.7	32.8 r	25.8 r	29.0 r	34.8 r	40.1 r
Germany	134	128.4	35.3 r	35.1 r	44.3 r	25.5 r	23.5 r	436.1	96.3 r	114.9 r	111.6 r	107.0 r	102.7 r
Greece	174	15.1	5.8 r	2.6 r	3.7 r	3.3 r	5.4 r	2.0	0.5 r	0.2 r	0.4 r	1.1 r	0.3 r
Ireland	178	84.3	18.8 r	23.7 r	23.5 r	19.1 r	18.1 r	61.7	12.6 r	12.2 r	13.0 r	14.5 r	22.0 r
Italy	136	184.1	39.0 r	37.2 r	54.2 r	42.9 r	49.9 r	190.3	50.5 r	44.3 r	47.6 r	43.1 r	55.4 r
Latvia	941	0.2	0.1 r	0.1 r	0.1 r	0.1 r	0.1 r	3.9	1.6 r	0.9 r	1.0 r	1.0 r	0.9 r
Lithuania	946	14.4	2.6 r	3.2 r	4.2 r	3.5 r	3.5 r	5.8	1.2 r	1.6 r	1.6 r	1.3 r	1.2 r
Luxembourg	137	0.0	0.0 r	0.0 r	0.0 r	2.2	0.1 r	1.0 r	0.3 r	0.4 r	0.5 r
Malta	181	0.4	0.1 r	0.0 r	0.1 r	0.1 r	0.2 r	1.9	0.2 r	0.5 r	0.5 r	0.5 r	0.5 r
Netherlands	138	589.9	95.1 r	148.2 r	175.5 r	132.1 r	134.1 r	108.5	24.3 r	26.6 r	26.0 r	26.7 r	29.2 r
Portugal	182	26.9	4.7 r	5.5 r	6.6 r	7.5 r	7.3 r	9.5	6.6 r	2.2 r	2.6 r	1.7 r	3.0 r
Slovak Republic	936	0.1	0.2 r	0.0 r	0.0 r	0.0 r	0.1 r	2.8	1.3 r	1.3 r	0.1 r	0.8 r	0.6 r
Slovenia	961	4.0	1.7 r	0.0 r	0.1 r	0.0 r	3.9 r	1.9	2.6 r	0.3 r	0.6 r	0.2 r	0.8 r
Spain	184	148.7	38.4 r	34.8 r	39.5 r	35.1 r	39.3 r	206.9	58.9 r	43.9 r	53.6 r	51.3 r	58.1 r
Australia	193	28.0	8.2 r	6.6 r	6.8 r	8.3 r	6.3 r	73.5	2.5 r	3.0 r	6.4 r	59.1 r	4.9 r
Canada	156	97.0	25.7 r	27.0 r	26.5 r	23.5 r	20.1 r	144.9	45.0 r	34.9 r	35.7 r	37.5 r	36.9 r
China,P.R.: Hong Kong	532	80.9	15.0 r	15.2 r	19.6 r	23.7 r	22.4 r	123.8	25.5 r	15.8 r	41.8 r	24.3 r	41.8 r
Czech Republic	935	0.1	0.0 r	0.0 r	0.0 r	0.0 r	0.0 r	23.4	7.6 r	8.2 r	4.5 r	5.8 r	4.9 r
Denmark	128	2.4	0.8 r	0.4 r	0.8 r	0.8 r	0.5 r	44.3	24.8 r	7.5 r	12.2 r	7.9 r	16.7 r
Israel	436	10.2	2.6 r	1.5 r	2.6 r	3.4 r	2.7 r	33.5	12.1 r	9.8 r	8.5 r	10.8 r	4.5 r
Japan	158	126.5	30.4 r	28.1 r	33.3 r	34.2 r	30.9 r	388.8	107.6 r	114.3 r	90.0 r	110.3 r	74.2 r
Korea, Republic of	542	48.0	11.4 r	9.6 r	12.0 r	13.7 r	12.7 r	339.4	83.7 r	78.1 r	103.2 r	68.1 r	90.1 r
New Zealand	196	19.1	1.2 r	7.6 r	8.6 r	1.5 r	1.4 r	10.2	3.8 r	2.5 r	4.4 r	1.2 r	2.1 r
Norway	142	20.2	5.3 r	5.0 r	6.3 r	5.0 r	4.0 r	16.9	3.1 r	6.5 r	4.3 r	5.5 r	0.6 r
Singapore	576	21.7	4.5 r	4.5 r	6.8 r	4.9 r	5.5 r	42.4	7.1 r	8.6 r	10.5 r	10.8 r	12.4 r
Sweden	144	14.5	2.9 r	3.6 r	4.2 r	3.5 r	3.2 r	40.3	8.0 r	7.9 r	11.4 r	8.3 r	12.7 r
Switzerland	146	5.3	1.6 r	1.5 r	1.4 r	1.3 r	1.1 r	253.3	24.3 r	60.5 r	73.8 r	52.0 r	67.0 r
Taiwan Prov.of China	528	7.0	2.0 r	1.8 r	1.9 r	1.9 r	1.3 r	94.9	23.1 r	20.0 r	24.8 r	25.1 r	25.1 r
United Kingdom	112	94.8	31.7 r	30.8 r	29.9 r	18.0 r	16.0 r	102.7	31.3 r	24.3 r	35.5 r	21.1 r	21.8 r
United States	111	3,304.5	949.0 r	893.9 r	908.3 r	768.5 r	733.7 r	6,178.4	1,581.4 r	1,381.1 r	1,526.0 r	1,546.8 r	1,724.5 r
Emerg. & Dev. Economies	200	3,181.7	865.9	792.6	865.4	752.0	771.8	6,844.2	1,695.3	1,514.7	1,725.8	1,845.4	1,758.2
Emerg. & Dev. Asia	505	99.3	24.4	20.3	24.7	28.3	26.0	2,973.8	726.6	607.2	724.8	890.3	751.5
Bangladesh	513	8.5	2.1 r	2.1 r	2.1 r	2.1 r	2.1 r
Cambodia	522	3.2	0.8 r	0.7 r	0.8 r	0.8 r	0.8 r
China,P.R.: Mainland	924	64.4	18.0 r	12.7 r	15.1 r	18.5 r	18.1 r	2,314.6	574.8 r	444.8 r	568.6 r	699.0 r	602.3 r
F.T. New Caledonia	839	1.0	0.3 r	0.2 r	0.3 r	0.2 r	0.3 r	0.2	0.0 r	0.0 r	0.0 r	0.0 r	0.0 r
Guam	829	0.1	0.0 r	0.0 r	0.0 r	0.0 r	0.0 r	0.0	0.0 r	0.0 r	0.0 r	0.0 r	0.0 r
India	534	11.9	1.4 r	1.8 r	3.4 r	4.3 r	2.4 r	169.3	43.5 r	37.5 r	37.8 r	50.0 r	44.0 r
Indonesia	536	0.1	0.0 r	0.0 r	0.0 r	0.0 r	0.0 r	22.0	7.0 r	5.2 r	5.5 r	5.4 r	5.9 r
Malaysia	548	3.1	0.9 r	0.9 r	0.8 r	0.6 r	0.7 r	64.4	9.4 r	13.3 r	16.5 r	16.8 r	17.8 r
Marshall Islands	867	0.1	0.0 r	0.0 r	0.0 r	0.0 r	0.0 r
Myanmar	518	0.3	0.1 r	0.1 r	0.1 r	0.1 r	0.1 r	0.2	0.0 r	0.0 r	0.0 r	0.0 r	0.0 r
Philippines	566	7.3	1.0 r	1.8 r	2.0 r	1.7 r	1.8 r	7.0	2.4 r	1.6 r	1.8 r	1.7 r	1.9 r
Sri Lanka	524	0.0	0.0 r	0.0 r	0.0 r	0.0 r	0.0 r	2.0	0.5 r	0.5 r	0.5 r	0.5 r	0.5 r
Thailand	578	3.2	1.0 r	0.8 r	0.9 r	0.9 r	0.6 r	198.5	39.3 r	58.8 r	43.6 r	68.3 r	27.8 r
Vietnam	582	8.0	1.8 r	1.9 r	2.2 r	1.9 r	2.0 r	57.8	14.7 r	13.3 r	14.9 r	14.3 r	15.2 r
Asia n.s.	598	0.0	0.0 r	0.0 r	0.0 r	0.0 r	0.0 r	126.0	31.9 r	29.0 r	32.5 r	31.3 r	33.2 r
Europe	170	59.4	19.9	13.1	18.1	11.6	16.6	196.2	22.1	53.2	53.3	40.1	49.6
Emerg. & Dev. Europe	903	37.7	12.6	8.2	12.8	7.3	9.4	129.0	19.1	30.2	33.4	30.2	35.2
Albania	914	0.3	0.1 r	0.1 r	0.1 r	0.1 r	0.1 r	0.0	0.0 r	0.0 r	0.0 r	0.0 r	0.0 r
Bosnia and Herzegovina	963	0.1	0.0 r	0.0 r	0.0 r	0.0 r	0.0 r

Costa Rica (238)

In Millions of U.S. Dollars

		Exports (FOB)						Imports (CIF)					
		2016	2015Q4	2016Q1	2016Q2	2016Q3	2016Q4	2016	2015Q4	2016Q1	2016Q2	2016Q3	2016Q4
Bulgaria	918	0.0	0.0 r	0.0 r	0.0 r	0.0 r	0.0 r	1.0	0.8 r	0.2 r	0.2 r	0.3 r	0.3 r
Croatia	960	0.2	0.1 r	0.0 r	0.0 r	0.1 r	0.0 r	12.3	1.2 r	3.1 r	3.1 r	3.1 r	3.1 r
Faroe Islands	816	0.6 e	0.1 e	0.1 e	0.1 e	0.1 e	0.2 e
Hungary	944	0.8	0.1 r	0.2 r	0.2 r	0.2 r	0.2 r	40.9	5.7 r	13.2 r	14.9 r	6.1 r	6.7 r
Macedonia, FYR	962	0.1	0.0 r	0.0 r	0.0 r	0.0 r	0.0 r
Montenegro	943	1.6	0.3 r	0.3 r	0.5 r	0.5 r	0.4 r	0.0	0.0 r	0.0 r	0.0 r	0.0 r	0.0 r
Poland	964	5.0	1.3 r	1.5 r	1.5 r	0.9 r	1.1 r	9.9	2.2 r	1.8 r	2.0 r	3.1 r	2.9 r
Romania	968	0.7	0.1 r	0.1 r	0.2 r	0.2 r	0.1 r	4.0	0.4 r	1.0 r	0.8 r	0.7 r	1.6 r
Turkey	186	28.5	10.5 r	5.9 r	10.1 r	5.2 r	7.3 r	60.6	8.7 r	10.8 r	12.3 r	16.8 r	20.7 r
CIS	901	20.8	7.0	4.7	5.0	4.1	7.0	67.2	3.0	23.0	19.9	9.9	14.4
Belarus	913	0.0	0.0 r	0.0 r	0.0 r	0.0 r	0.0 r	2.1	0.2 r	0.5 r	0.4 r	0.8 r	0.4 r
Kazakhstan	916	0.3	0.1 r	0.1 r	0.1 r	0.1 r	0.1 r
Russian Federation	922	16.4	5.7 r	3.6 r	4.0 r	3.3 r	5.5 r	32.0	1.5 r	15.8 r	5.7 r	5.6 r	4.9 r
Ukraine	926	4.0	1.3 r	1.0 r	0.8 r	0.8 r	1.4 r	33.0	1.4 r	6.7 r	13.8 r	3.4 r	9.1 r
Uzbekistan	927	0.1	0.0 r	0.0 r	0.0 r	0.0 r	0.0 r
Europe n.s.	884	1.0	0.2 r	0.2 r	0.3 r	0.2 r	0.2 r	0.0	0.0 r	0.0 r	0.0 r	0.0 r	0.0 r
Mid East, N Africa, Pak	440	21.7	5.5	5.3	5.9	5.2	5.3	46.6	9.7	11.1	11.9	11.5	12.0
Afghanistan, I.R. of	512	0.2	0.0 r	0.1 r	0.1 r	0.0 r	0.1 r	0.0	0.0 r	0.0 r	0.0 r	0.0 r	0.0 r
Algeria	612	0.1	0.0 r	0.0 r	0.0 r	0.0 r	0.0 r
Bahrain, Kingdom of	419	0.0	0.0 r	0.0 r	0.0 r	0.0 r	0.0 r	0.2	0.0 r	0.0 r	0.0 r	0.0 r	0.0 r
Egypt	469	0.2 r	0.9	0.6 r	0.2 r	0.2 r	0.2 r	0.2 r
Iran, I.R. of	429	0.1	0.0 r	0.0 r	0.0 r	0.0 r	0.0 r	0.0	0.0 r	0.0 r	0.0 r	0.0 r	0.0 r
Iraq	433	0.1	0.0 r	0.0 r	0.0 r	0.0 r	0.0 r	0.0	0.0 r	0.0 r	0.0 r	0.0 r	0.0 r
Jordan	439	0.2	0.0 r	0.0 r	0.1 r	0.0 r	0.0 r	0.4 r
Kuwait	443	2.7	0.6 r	0.7 r	0.7 r	0.6 r	0.7 r	0.0	0.0 r	0.0 r	0.0 r	0.0 r	0.0 r
Lebanon	446	1.5	0.5 r	0.3 r	0.4 r	0.4 r	0.3 r	0.0 r
Libya	672	0.9	0.2 r	0.2 r	0.2 r	0.2 r	0.2 r
Morocco	686	1.7	0.5 r	0.4 r	0.5 r	0.4 r	0.4 r	20.2	2.1 r	4.9 r	5.1 r	5.0 r	5.1 r
Oman	449	0.1	0.0 r	0.0 r	0.0 r	0.0 r	0.0 r	0.0	0.0 r	0.0 r	0.0 r	0.0 r	0.0 r
Pakistan	564	0.3	0.1 r	0.1 r	0.1 r	0.1 r	0.1 r	6.9	1.9 r	1.7 r	1.8 r	1.7 r	1.7 r
Qatar	453	0.2	0.1 r	0.1 r	0.1 r	0.1 r	0.1 r	6.2	1.6 r	1.4 r	1.6 r	1.5 r	1.6 r
Saudi Arabia	456	10.1	2.3 r	2.4 r	2.7 r	2.4 r	2.5 r	5.2	1.3 r	1.2 r	1.3 r	1.3 r	1.4 r
Syrian Arab Republic	463	0.4	0.1 r	0.1 r	0.1 r	0.1 r	0.1 r	0.0	0.0 r	0.0 r	0.0 r	0.0 r	0.0 r
Tunisia	744	0.4	0.1 r	0.1 r	0.1 r	0.1 r	0.1 r	0.8	0.2 r	0.2 r	0.2 r	0.2 r	0.2 r
United Arab Emirates	466	2.8	0.6 r	0.7 r	0.8 r	0.7 r	0.7 r	6.1	1.5 r	1.4 r	1.6 r	1.5 r	1.6 r
Sub-Saharan Africa	603	9.0	2.3	2.2	2.5	2.2	2.1	20.5	3.2	5.9	6.8	2.9	4.9
Botswana	616	0.2	0.0 r	0.0 r	0.1 r	0.0 r	0.1 r	0.0	0.0 r	0.0 r	0.0 r	0.0 r	0.0 r
Burkina Faso	748	0.3	0.1 r	0.1 r	0.1 r	0.1 r	0.1 r	0.0	0.0 r	0.0 r	0.0 r	0.0 r	0.0 r
Cameroon	622	4.2	1.0 r	1.0 r	1.1 r	1.0 r	1.0 r	0.0	0.0 r	0.0 r	0.0 r	0.0 r	0.0 r
Congo, Dem. Rep. of	636	2.0	0.5 r	0.5 r	0.5 r	0.5 r	0.5 r
Côte d'Ivoire	662	0.2	0.0 r	0.0 r	0.1 r	0.0 r	0.0 r	0.0	0.0 r	0.0 r	0.0 r	0.0 r	0.0 r
Gabon	646	0.5	0.1 r	0.1 r	0.1 r	0.1 r	0.1 r	0.0	0.0 r	0.0 r	0.0 r	0.0 r	0.0 r
Ghana	652	0.3	0.1 r	0.1 r	0.1 r	0.1 r	0.1 r
Kenya	664	0.1	0.0 r	0.0 r	0.0 r	0.0 r	0.0 r	0.1	0.0 r	0.0 r	0.0 r	0.0 r	0.0 r
Madagascar	674	0.0	0.0 r	0.0 r	0.0 r	0.0 r	0.0 r	0.1	0.0 r	0.0 r	0.0 r	0.0 r	0.0 r
Malawi	676	0.2	0.0 r	0.0 r	0.0 r	0.0 r	0.0 r
Mali	678	0.1	0.0 r	0.0 r	0.0 r	0.0 r	0.0 r	0.0	0.0 r	0.0 r	0.0 r	0.0 r	0.0 r
Mauritius	684	2.1 r
Mozambique	688	0.2	0.0 r	0.0 r	0.0 r	0.0 r	0.0 r
Nigeria	694	0.2	0.0 r	0.0 r	0.0 r	0.0 r	0.0 r	0.0	0.0 r	0.0 r	0.0 r	0.0 r	0.0 r
Seychelles	718	0.2	0.1 r	0.1 r	0.1 r	0.1 r	0.1 r
Sierra Leone	724	0.1	0.0 r	0.0 r	0.0 r	0.0 r	0.0 r	0.0	0.0 r	0.0 r	0.0 r	0.0 r	0.0 r
South Africa	199	2.7	0.8 r	0.7 r	0.7 r	0.7 r	0.6 r	17.6	0.4 r	5.2 r	6.0 r	2.2 r	4.1 r
Tanzania	738	0.1	0.0 r	0.0 r	0.0 r	0.0 r	0.0 r	0.0	0.0 r	0.0 r	0.0 r	0.0 r	0.0 r
Togo	742	0.1	0.0 r	0.0 r	0.0 r	0.0 r	0.0 r	0.0	0.0 r	0.0 r	0.0 r	0.0 r	0.0 r
Western Hemisphere	205	2,992.3	813.7	751.6	814.2	704.7	721.8	3,607.1	933.7	837.3	929.1	900.5	940.2
Antigua and Barbuda	311	0.4	0.1 r	0.1 r	0.1 r	0.1 r	0.1 r	0.0	0.0 r	0.0 r	0.0 r	0.0 r	0.0 r
Argentina	213	9.4	2.6 r	2.5 r	2.4 r	2.3 r	2.2 r	80.4	17.8 r	18.9 r	19.8 r	20.5 r	21.2 r
Aruba	314	21.8	5.9 r	5.4 r	5.9 r	5.2 r	5.3 r	0.0	0.0 r	0.0 r	0.0 r	0.0 r	0.0 r
Bahamas, The	313	7.0	1.6 r	1.7 r	1.9 r	1.7 r	1.8 r	0.0	0.0 r	0.0 r	0.0 r	0.0 r	0.0 r

Costa Rica (238)

In Millions of U.S. Dollars

		Exports (FOB)						Imports (CIF)					
		2016	2015Q4	2016Q1	2016Q2	2016Q3	2016Q4	2016	2015Q4	2016Q1	2016Q2	2016Q3	2016Q4
Barbados	316	8.0	1.8 r	1.9 r	2.2 r	1.9 r	2.0 r	0.3	0.1 r	0.1 r	0.1 r	0.1 r	0.1 r
Belize	339	12.4	3.0 r	3.1 r	3.4 r	2.9 r	3.0 r	0.6	0.2 r	0.1 r	0.2 r	0.1 r	0.2 r
Bermuda	319	0.3	0.1 r	0.1 r	0.1 r	0.1 r	0.1 r	0.0	0.0 r	0.0 r	0.0 r	0.0 r	0.0 r
Bolivia	218	1.0	0.3 r	0.3 r	0.3 r	0.2 r	0.2 r	0.3	0.3 r	0.1 r	0.1 r	0.1 r	0.1 r
Brazil	223	15.2	4.7 r	3.6 r	4.4 r	3.9 r	3.3 r	344.0	105.4 r	69.5 r	94.4 r	98.3 r	81.8 r
Chile	228	43.6	10.5 r	11.0 r	10.9 r	11.5 r	10.2 r	280.9	64.9 r	68.0 r	79.8 r	58.9 r	74.2 r
Colombia	233	66.1	15.7 r	16.0 r	17.9 r	15.8 r	16.5 r	351.7	79.0 r	81.1 r	90.8 r	87.2 r	92.5 r
Curacao	354	2.4	0.5 r	0.6 r	0.6 r	0.6 r	0.6 r	2.0	0.5 r	0.5 r	0.5 r	0.5 r	0.5 r
Dominica	321	1.2	0.3 r	0.3 r	0.3 r	0.3 r	0.3 r	0.0	0.0 r	0.0 r	0.0 r	0.0 r	0.0 r
Dominican Republic	243	272.1	66.8 r	68.4 r	74.3 r	63.9 r	65.5 r	35.7	9.1 r	8.2 r	9.2 r	8.9 r	9.4 r
Ecuador	248	31.9	8.9 r	7.9 r	8.7 r	7.6 r	7.8 r	39.6	7.7 r	8.7 r	10.1 r	10.0 r	10.8 r
El Salvador	253	267.4	75.8 r	69.5 r	70.1 r	63.0 r	64.9 r	242.9	65.3 r	58.2 r	60.4 r	56.2 r	68.0 r
Grenada	328	0.6	0.1 r	0.1 r	0.2 r	0.1 r	0.1 r	0.4	0.1 r	0.1 r	0.1 r	0.1 r	0.1 r
Guatemala	258	533.1	133.9 r	135.9 r	146.1 r	124.5 r	126.7 r	397.0	104.9 r	93.7 r	103.1 r	97.7 r	102.5 r
Guyana	336	12.5	2.8 r	3.0 r	3.4 r	3.0 r	3.2 r	0.3	0.1 r	0.1 r	0.1 r	0.1 r	0.1 r
Haiti	263	19.5	4.9 r	5.0 r	5.4 r	4.6 r	4.7 r	0.1	0.0 r	0.0 r	0.0 r	0.0 r	0.0 r
Honduras	268	304.3	92.0 r	74.6 r	82.5 r	72.1 r	75.0 r	141.7	24.1 r	32.9 r	36.6 r	35.1 r	37.1 r
Jamaica	343	47.9	11.5 r	11.9 r	13.0 r	11.3 r	11.7 r	1.3	0.3 r	0.3 r	0.3 r	0.3 r	0.3 r
Mexico	273	133.6	59.7 r	32.0 r	39.8 r	31.2 r	30.6 r	1,093.9	296.5 r	265.3 r	269.4 r	277.2 r	282.0 r
Nicaragua	278	538.5	132.9 r	135.9 r	147.2 r	126.2 r	129.2 r	131.4	33.5 r	30.3 r	33.9 r	32.6 r	34.6 r
Panama	283	485.4	139.4 r	121.9 r	130.5 r	114.2 r	118.8 r	238.1	66.3 r	48.9 r	62.1 r	61.1 r	66.0 r
Paraguay	288	1.8	0.4 r	0.4 r	0.5 r	0.4 r	0.4 r	5.8	1.5 r	1.3 r	1.5 r	1.4 r	1.5 r
Peru	293	18.5	4.6 r	4.7 r	5.1 r	4.3 r	4.4 r	55.5	15.2 r	13.4 r	14.5 r	13.6 r	14.1 r
St. Kitts and Nevis	361	0.2	0.1 r	0.1 r	0.1 r	0.1 r	0.1 r	0.0	0.0 r	0.0 r	0.0 r	0.0 r	0.0 r
St. Lucia	362	1.7	0.4 r	0.4 r	0.5 r	0.4 r	0.4 r	0.0	0.0 r	0.0 r	0.0 r	0.0 r	0.0 r
St. Vincent & Grens.	364	1.2	0.3 r	0.3 r	0.3 r	0.3 r	0.3 r
Suriname	366	10.2	2.6 r	2.6 r	2.8 r	2.4 r	2.4 r	0.4	0.1 r	0.1 r	0.1 r	0.1 r	0.1 r
Trinidad and Tobago	369	63.2	15.6 r	16.0 r	17.3 r	14.8 r	15.2 r	55.5	12.0 r	11.7 r	14.0 r	14.2 r	15.6 r
Uruguay	298	2.6	0.5 r	0.6 r	0.7 r	0.6 r	0.7 r	43.9	10.7 r	9.9 r	11.3 r	11.0 r	11.7 r
Venezuela, Rep. Bol.	299	56.7	13.4 r	13.9 r	15.4 r	13.4 r	13.9 r	62.9	18.0 r	15.6 r	16.6 r	15.2 r	15.5 r
Western Hem. n.s.	399	0.4	0.1 r	0.1 r	0.1 r	0.1 r	0.1 r	0.4	0.1 r	0.1 r	0.1 r	0.1 r	0.1 r
Other Countries n.i.e	910	30.8	7.1	7.5	8.3	7.3	7.6	3.0	0.8	0.7	0.8	0.8	0.8
Cuba	928	30.7	7.1 r	7.5 r	8.3 r	7.3 r	7.6 r	0.7	0.2 r	0.2 r	0.2 r	0.2 r	0.2 r
Korea, Dem. People's Rep.	954	0.1	0.0 r	0.0 r	0.0 r	0.0 r	0.0 r	2.4	0.6 r	0.5 r	0.6 r	0.6 r	0.6 r
Countries & Areas n.s.	898	6.8	1.6 r	1.6 r	1.8 r	1.6 r	1.7 r	366.5	92.9 r	84.4 r	94.6 r	91.0 r	96.5 r
Memorandum Items													
Africa	605	11.2	3.0	2.8	3.1	2.7	2.7	41.5	5.5	11.0	12.1	8.2	10.2
Middle East	405	19.0	4.7	4.6	5.2	4.5	4.7	18.7	5.5	4.3	4.8	4.6	4.9
European Union	998	1,952.9	420.9	465.8	568.3	436.3	482.5	1,550.5	395.8	365.7	395.1	378.4	411.4
Export earnings: fuel	080	253.4	63.7	62.1	68.4	59.3	63.6	559.8	123.0	137.2	141.8	136.7	144.1
Export earnings: nonfuel	092	8,680.4	2,286.9	2,205.9	2,407.5	2,026.5	2,040.6	15,836.4	3,970.8	3,544.0	3,982.7	4,117.1	4,192.6

Cote d'Ivoire (662)

In Millions of U.S. Dollars

		Exports (FOB)						Imports (CIF)					
		2016	2015Q4	2016Q1	2016Q2	2016Q3	2016Q4	2016	2015Q4	2016Q1	2016Q2	2016Q3	2016Q4
IFS World		10,661.1	3,589.8	3,148.0	2,648.6	2,026.6	2,837.8	8,380.4	3,274.6	2,416.8	2,099.3	2,018.4	1,845.9
World	001	10,054.9	3,336.4	2,948.4	2,496.0	1,925.4	2,685.1	8,360.0	3,298.5	2,458.1	2,104.9	1,992.1	1,804.9
Advanced Economies	110	5,273.5	1,693.6	1,516.1	1,303.7	1,020.1	1,433.6	3,563.6	1,459.9	1,064.1	898.7	844.0	756.8
Euro Area	163	3,737.4	1,197.0	1,074.5	924.3	724.4	1,014.2	2,400.3	992.0	718.1	605.3	568.2	508.6
Austria	122	0.1	0.0 r	0.0 r	0.0 r	0.0 r	0.0 r	9.5	4.1 r	2.9 r	2.4 r	2.2 r	1.9 r
Belgium	124	615.4	197.8 r	176.3 r	151.9 r	118.5 r	168.8 r	157.3	67.8 r	48.4 r	39.9 r	36.7 r	32.3 r
Cyprus	423	0.2	0.1 r	0.1 r	0.1 r	0.1 r	0.1 r	0.1	0.1 r	0.0 r	0.0 r	0.0 r	0.0 r
Estonia	939	136.9	46.5 r	40.7 r	34.1 r	25.9 r	36.2 r	0.8	0.3 r	0.2 r	0.2 r	0.2 r	0.2 r
Finland	172	0.8	0.3 r	0.3 r	0.2 r	0.2 r	0.2 r	9.7	3.8 r	2.8 r	2.4 r	2.3 r	2.1 r
France	132	684.4	239.5 r	207.3 r	171.0 r	128.7 r	177.5 r	1,123.9	463.0 r	335.6 r	283.3 r	266.3 r	238.7 r
Germany	134	519.4	156.6 r	142.7 r	127.0 r	101.7 r	148.0 r	202.5	82.1 r	59.8 r	50.9 r	48.2 r	43.5 r
Greece	174	14.0	4.9 r	4.2 r	3.5 r	2.6 r	3.6 r	10.7	4.3 r	3.1 r	2.7 r	2.6 r	2.3 r
Ireland	178	122.2	20.2 r	30.6 r	30.5 r	30.5 r	30.6 r	26.6	11.2 r	8.1 r	6.7 r	6.3 r	5.6 r
Italy	136	211.4	64.3 r	58.4 r	51.8 r	41.3 r	59.9 r	305.5	119.4 r	88.1 r	76.5 r	73.6 r	67.3 r
Latvia	941	0.1	0.0 r	0.0 r	0.0 r	0.0 r	0.0 r
Lithuania	946	4.7	1.6 r	1.4 r	1.2 r	0.9 r	1.3 r	0.6	0.2 r	0.2 r	0.1 r	0.1 r	0.1 r
Luxembourg	137	0.9	0.2 r	0.2 r	0.2 r	0.2 r	0.2 r	4.9	2.1 r	1.5 r	1.2 r	1.1 r	1.0 r
Malta	181	0.3	0.1 r	0.1 r	0.1 r	0.1 r	0.1 r	0.2	0.1 r	0.1 r	0.1 r	0.0 r	0.0 r
Netherlands	138	1,130.3	362.9 r	323.5 r	278.9 r	217.7 r	310.1 r	242.7	103.8 r	74.3 r	61.5 r	56.8 r	50.2 r
Portugal	182	20.3	6.7 r	5.9 r	5.0 r	3.9 r	5.5 r	41.7	18.4 r	13.0 r	10.6 r	9.6 r	8.4 r
Slovak Republic	936	0.0	0.0 r	0.0 r	0.0 r	0.0 r	0.0 r	2.7	1.2 r	0.9 r	0.7 r	0.6 r	0.5 r
Slovenia	961	8.3	3.0 r	2.6 r	2.1 r	1.5 r	2.1 r	1.2	0.5 r	0.4 r	0.3 r	0.3 r	0.2 r
Spain	184	267.7	92.3 r	80.3 r	66.7 r	50.5 r	70.1 r	259.9	109.5 r	78.8 r	65.7 r	61.1 r	54.3 r
Australia	193	9.8	3.1 r	2.8 r	2.4 r	1.9 r	2.7 r	17.9	7.3 r	5.3 r	4.5 r	4.3 r	3.8 r
Canada	156	101.4	32.5 r	29.0 r	25.0 r	19.5 r	27.9 r	21.7	9.5 r	6.7 r	5.5 r	5.0 r	4.4 r
China,P.R.: Hong Kong	532	0.1	0.0 r	0.0 r	0.0 r	0.0 r	0.0 r	8.7	3.7 r	2.7 r	2.2 r	2.0 r	1.8 r
Czech Republic	935	6.1	2.0 r	1.8 r	1.5 r	1.2 r	1.6 r	16.7	6.9 r	5.0 r	4.2 r	3.9 r	3.5 r
Denmark	128	0.5	0.2 r	0.1 r	0.1 r	0.1 r	0.1 r	12.2	5.0 r	3.6 r	3.1 r	2.9 r	2.6 r
Iceland	176	6.6	1.6 r	1.6 r	1.6 r	1.6 r	1.6 r	2.3	0.9 r	0.7 r	0.6 r	0.5 r	0.5 r
Israel	436	8.9	2.9 r	2.6 r	2.2 r	1.7 r	2.4 r	27.4	11.0 r	8.1 r	6.9 r	6.5 r	5.9 r
Japan	158	4.7	1.5 r	1.4 r	1.2 r	0.9 r	1.3 r	185.3	78.0 r	56.2 r	46.8 r	43.6 r	38.7 r
Korea, Republic of	542	9.7	3.5 r	3.0 r	2.4 r	1.8 r	2.5 r	121.2	50.3 r	36.3 r	30.6 r	28.7 r	25.6 r
New Zealand	196	0.3	0.1 r	0.1 r	0.1 r	0.1 r	0.1 r	14.0	6.2 r	4.4 r	3.5 r	3.2 r	2.8 r
Norway	142	14.7	5.4 r	4.6 r	3.7 r	2.7 r	3.7 r	12.9	5.8 r	4.1 r	3.3 r	3.0 r	2.6 r
Singapore	576	13.8	4.9 r	4.2 r	3.5 r	2.6 r	3.5 r	75.8	15.2 r	19.1 r	19.0 r	18.9 r	18.9 r
Sweden	144	0.3	0.1 r	0.1 r	0.1 r	0.1 r	0.1 r	27.9	11.7 r	8.4 r	7.1 r	6.6 r	5.9 r
Switzerland	146	414.8	145.5 r	125.8 r	103.7 r	77.9 r	107.4 r	31.7	13.0 r	9.5 r	8.0 r	7.5 r	6.7 r
Taiwan Prov.of China	528	6.7	2.3 r	2.0 r	1.7 r	1.3 r	1.8 r	23.8	9.3 r	6.9 r	6.0 r	5.7 r	5.2 r
United Kingdom	112	192.5	54.1 r	50.6 r	46.6 r	38.3 r	56.9 r	215.3	93.7 r	66.6 r	54.6 r	50.1 r	43.9 r
United States	111	745.3	236.9 r	211.8 r	183.6 r	144.0 r	205.9 r	348.5	140.2 r	102.5 r	87.6 r	83.2 r	75.2 r
Emerg. & Dev. Economies	200	4,649.0	1,598.2	1,393.3	1,159.3	880.2	1,216.2	4,392.2	1,738.0	1,288.6	1,105.1	1,048.1	950.4
Emerg. & Dev. Asia	505	1,314.4	475.7	407.4	330.2	244.6	332.2	1,785.9	738.5	535.1	450.6	422.3	377.8
Bangladesh	513	38.5	13.8 r	11.8 r	9.6 r	7.2 r	9.8 r	13.4	6.0 r	4.2 r	3.4 r	3.1 r	2.7 r
Cambodia	522	1.3	0.6 r	0.4 r	0.3 r	0.3 r	0.3 r
China,P.R.: Mainland	924	84.4	29.4 r	25.5 r	21.1 r	15.9 r	22.0 r	984.5	417.0 r	299.4 r	249.0 r	231.2 r	204.9 r
India	534	516.1	193.6 r	163.9 r	130.4 r	94.9 r	126.9 r	295.4	115.7 r	85.3 r	74.0 r	71.1 r	65.0 r
Indonesia	536	34.9	6.3 r	7.1 r	8.1 r	7.5 r	12.1 r	69.0	30.9 r	21.7 r	17.6 r	15.9 r	13.8 r
Malaysia	548	254.0	89.6 r	77.3 r	63.5 r	47.6 r	65.5 r	61.6	26.9 r	19.1 r	15.6 r	14.3 r	12.5 r
Marshall Islands	867	0.5	0.1 r	0.1 r	0.1 r	0.1 r	0.1 r	0.0	0.0 r	0.0 r	0.0 r	0.0 r	0.0 r
Mongolia	948	0.9	0.2 r	0.2 r	0.2 r	0.2 r	0.2 r
Myanmar	518	10.2	4.0 r	2.9 r	2.5 r	2.4 r	2.2 r
Palau	565	0.2	0.0 r	0.0 r	0.0 r	0.0 r	0.0 r
Philippines	566	0.6	0.2 r	0.2 r	0.1 r	0.1 r	0.2 r	2.9	1.2 r	0.9 r	0.7 r	0.7 r	0.6 r
Sri Lanka	524	1.3	0.4 r	0.3 r	0.3 r	0.3 r	0.3 r	1.4	0.6 r	0.4 r	0.3 r	0.3 r	0.3 r
Thailand	578	10.9	3.8 r	3.3 r	2.7 r	2.0 r	2.8 r	182.2	70.3 r	52.1 r	45.6 r	44.0 r	40.5 r
Tuvalu	869	0.1	0.0 r	0.0 r	0.0 r	0.0 r	0.0 r
Vanuatu	846	1.4	0.5 r	0.5 r	0.4 r	0.3 r	0.3 r	0.0	0.0 r	0.0 r	0.0 r	0.0 r	0.0 r
Vietnam	582	368.4	136.8 r	116.3 r	92.9 r	68.0 r	91.3 r	140.6	59.5 r	42.7 r	35.6 r	33.0 r	29.3 r
Asia n.s.	598	3.3	1.1 r	1.0 r	0.8 r	0.6 r	0.9 r	22.5	5.6 r	5.6 r	5.6 r	5.6 r	5.6 r

Cote d'Ivoire (662)

In Millions of U.S. Dollars

		Exports (FOB)						Imports (CIF)					
		2016	2015Q4	2016Q1	2016Q2	2016Q3	2016Q4	2016	2015Q4	2016Q1	2016Q2	2016Q3	2016Q4
Europe	170	329.8	111.7	97.8	82.1	62.8	87.2	249.0	103.9	75.5	63.0	58.5	52.0
Emerg. & Dev. Europe	903	324.7	110.1	96.3	80.8	61.7	85.9	158.2	64.2	47.2	40.0	37.4	33.6
Albania	914	0.2	0.0 r	0.0 r	0.0 r	0.0 r	0.0 r	0.4	0.2 r	0.1 r	0.1 r	0.1 r	0.1 r
Bosnia and Herzegovina	963	0.0	0.0 r	0.0 r	0.0 r	0.0 r	0.0 r	0.1	0.0 r	0.0 r	0.0 r	0.0 r	0.0 r
Bulgaria	918	21.9	8.3 r	7.0 r	5.5 r	4.0 r	5.3 r	1.5	0.6 r	0.5 r	0.4 r	0.3 r	0.3 r
Croatia	960	0.7	0.2 r	0.2 r	0.2 r	0.2 r	0.2 r	7.4	4.1 r	2.7 r	1.9 r	1.6 r	1.2 r
Faroe Islands	816	0.1	0.0 r	0.0 r	0.0 r	0.0 r	0.0 r	1.4	0.5 r	0.4 r	0.4 r	0.3 r	0.3 r
Gibraltar	823	0.1	0.0 r	0.0 r	0.0 r	0.0 r	0.0 r	16.3	4.1 r	4.1 r	4.1 r	4.1 r	4.1 r
Hungary	944	0.0	0.0 r	0.0 r	0.0 r	0.0 r	0.0 r	11.3	5.0 r	3.6 r	2.9 r	2.6 r	2.3 r
Macedonia, FYR	962	0.2	0.1 r	0.1 r	0.1 r	0.1 r	0.1 r
Poland	964	85.7	25.8 r	23.5 r	21.0 r	16.8 r	24.4 r	21.8	9.0 r	6.5 r	5.5 r	5.2 r	4.6 r
Romania	968	3.9	1.0 r	1.0 r	0.9 r	0.8 r	1.2 r	9.3	3.6 r	2.7 r	2.3 r	2.2 r	2.0 r
Serbia, Republic of	942	0.7	0.2 r	0.2 r	0.2 r	0.2 r	0.2 r	0.6	0.2 r	0.2 r	0.2 r	0.1 r	0.1 r
Turkey	186	211.4	74.5 r	64.3 r	52.9 r	39.6 r	54.5 r	87.9	36.7 r	26.5 r	22.2 r	20.7 r	18.5 r
CIS	901	5.1	1.6	1.5	1.3	1.1	1.3	90.7	39.7	28.2	23.0	21.1	18.4
Belarus	913	28.9	12.6 r	9.0 r	7.3 r	6.7 r	5.9 r
Georgia	915	2.6	0.6 r	0.6 r	0.6 r	0.6 r	0.6 r	0.1	0.0 r	0.0 r	0.0 r	0.0 r	0.0 r
Moldova	921	0.4	0.2 r	0.1 r	0.1 r	0.1 r	0.1 r
Russian Federation	922	2.4	0.9 r	0.8 r	0.6 r	0.4 r	0.6 r	45.8	20.3 r	14.4 r	11.7 r	10.6 r	9.2 r
Ukraine	926	0.1	0.0 r	0.0 r	0.0 r	0.0 r	0.0 r	15.4	6.6 r	4.7 r	3.9 r	3.6 r	3.2 r
Europe n.s.	884	0.1	0.0 r	0.0 r	0.0 r	0.0 r	0.0 r
Mid East, N Africa, Pak	440	121.1	42.3	36.7	30.3	22.9	31.2	597.7	220.4	172.1	150.3	143.4	131.8
Algeria	612	73.4	26.7 r	22.8 r	18.5 r	13.6 r	18.5 r	20.0	3.9 r	5.0 r	5.0 r	5.0 r	5.0 r
Bahrain, Kingdom of	419	0.4	0.1 r	0.1 r	0.1 r	0.1 r	0.1 r	0.6	0.1 r	0.1 r	0.1 r	0.1 r	0.1 r
Djibouti	611	0.2	0.1 r	0.1 r	0.1 r	0.1 r	0.1 r	0.0	0.0 r	0.0 r	0.0 r	0.0 r	0.0 r
Egypt	469	4.7	1.6 r	1.4 r	1.2 r	0.9 r	1.3 r	41.5	17.8 r	12.7 r	10.5 r	9.7 r	8.6 r
Iran, I.R. of	429	0.3	0.1 r	0.1 r	0.1 r	0.1 r	0.1 r	0.8	0.3 r	0.2 r	0.2 r	0.2 r	0.2 r
Jordan	439	0.1	0.0 r	0.0 r	0.0 r	0.0 r	0.0 r	1.2	0.4 r	0.3 r	0.3 r	0.3 r	0.3 r
Kuwait	443	0.1	0.0 r	0.0 r	0.0 r	0.0 r	0.0 r	3.1	0.8 r	0.8 r	0.8 r	0.8 r	0.8 r
Lebanon	446	3.9	1.3 r	1.2 r	1.0 r	0.7 r	1.0 r	18.4	7.2 r	5.3 r	4.6 r	4.4 r	4.0 r
Libya	672	0.0	0.0 r	0.0 r	0.0 r	0.0 r	0.0 r	4.2	1.8 r	1.3 r	1.1 r	1.0 r	0.9 r
Mauritania	682	6.9	2.4 r	2.1 r	1.7 r	1.3 r	1.8 r	71.5	28.6 r	20.9 r	18.0 r	17.1 r	15.5 r
Morocco	686	9.3	3.2 r	2.8 r	2.3 r	1.8 r	2.5 r	176.2	72.1 r	52.4 r	44.4 r	41.8 r	37.6 r
Oman	449	0.5	0.1 r	0.1 r	0.1 r	0.1 r	0.1 r	1.1	0.6 r	0.4 r	0.3 r	0.2 r	0.2 r
Pakistan	564	2.8	0.8 r	0.7 r	0.7 r	0.6 r	0.8 r	91.1	18.9 r	23.0 r	22.8 r	22.7 r	22.6 r
Qatar	453	0.4	0.2 r	0.1 r	0.1 r	0.1 r	0.1 r	28.0	12.0 r	8.6 r	7.1 r	6.6 r	5.8 r
Saudi Arabia	456	1.1	0.2 r	0.3 r	0.3 r	0.3 r	0.3 r	63.0	24.6 r	18.2 r	15.8 r	15.2 r	13.9 r
Somalia	726	2.9	1.2 r	0.9 r	0.7 r	0.7 r	0.6 r
Sudan	732	0.3	0.1 r	0.1 r	0.1 r	0.1 r	0.1 r
Syrian Arab Republic	463	0.3	0.1 r	0.1 r	0.1 r	0.0 r	0.1 r	0.1	0.0 r	0.0 r	0.0 r	0.0 r	0.0 r
Tunisia	744	4.2	1.4 r	1.2 r	1.0 r	0.8 r	1.1 r	34.0	13.7 r	10.0 r	8.5 r	8.1 r	7.3 r
United Arab Emirates	466	12.2	4.0 r	3.5 r	3.0 r	2.3 r	3.3 r	40.0	16.4 r	11.9 r	10.1 r	9.5 r	8.5 r
Yemen, Republic of	474	0.0	0.0 r	0.0 r	0.0 r	0.0 r	0.0 r	0.1	0.0 r	0.0 r	0.0 r	0.0 r	0.0 r
Sub-Saharan Africa	603	2,721.4	912.2	802.5	676.2	518.9	723.8	1,489.2	561.1	422.9	372.4	360.8	333.1
Angola	614	28.0	5.4 r	7.2 r	7.0 r	6.7 r	7.1 r	24.9	4.8 r	6.2 r	6.2 r	6.2 r	6.2 r
Benin	638	56.2	18.8 r	16.5 r	13.9 r	10.7 r	15.0 r	7.5	3.3 r	2.3 r	1.9 r	1.7 r	1.5 r
Burkina Faso	748	457.3	154.6 r	135.4 r	113.7 r	86.8 r	121.4 r	5.6	2.4 r	1.7 r	1.4 r	1.3 r	1.2 r
Cabo Verde	624	0.2	0.1 r	0.1 r	0.1 r	0.0 r	0.1 r	0.0	0.0 r	0.0 r	0.0 r	0.0 r	0.0 r
Cameroon	622	53.7	14.3 r	13.7 r	12.9 r	10.8 r	16.3 r	7.0	3.1 r	2.2 r	1.8 r	1.6 r	1.4 r
Central African Rep.	626	2.2	0.8 r	0.7 r	0.6 r	0.4 r	0.6 r	0.0	0.0 r	0.0 r	0.0 r	0.0 r	0.0 r
Chad	628	4.8	1.7 r	1.5 r	1.2 r	0.9 r	1.2 r	0.0	0.0 r	0.0 r	0.0 r	0.0 r	0.0 r
Congo, Dem. Rep. of	636	45.6	15.4 r	13.5 r	11.3 r	8.7 r	12.1 r	0.2	0.1 r	0.1 r	0.0 r	0.0 r	0.0 r
Congo, Republic of	634	15.0	1.1 r	2.1 r	3.3 r	3.5 r	6.1 r	1.8	0.7 r	0.6 r	0.5 r	0.4 r	0.3 r
Equatorial Guinea	642	43.9	14.0 r	12.6 r	10.8 r	8.5 r	12.1 r	32.3	13.6 r	9.8 r	8.2 r	7.6 r	6.7 r
Eritrea	643	0.2	0.0 r	0.0 r	0.0 r	0.0 r	0.0 r	0.0	0.0 r	0.0 r	0.0 r	0.0 r	0.0 r
Ethiopia	644	0.8	0.2 r	0.2 r	0.2 r	0.2 r	0.2 r	0.4	0.2 r	0.1 r	0.1 r	0.1 r	0.1 r
Gabon	646	17.7	6.0 r	5.2 r	4.4 r	3.4 r	4.7 r	1.9	0.8 r	0.6 r	0.5 r	0.4 r	0.4 r
Gambia, The	648	5.5	1.9 r	1.6 r	1.4 r	1.0 r	1.5 r	0.1	0.0 r	0.0 r	0.0 r	0.0 r	0.0 r
Ghana	652	399.9	136.3 r	119.0 r	99.5 r	75.7 r	105.5 r	43.2	16.8 r	12.4 r	10.8 r	10.4 r	9.5 r
Guinea	656	19.1	5.3 r	5.0 r	4.6 r	3.8 r	5.7 r	4.0	0.8 r	1.0 r	1.0 r	1.0 r	1.0 r

Cote d'Ivoire (662)

In Millions of U.S. Dollars

		Exports (FOB)						Imports (CIF)					
		2016	2015Q4	2016Q1	2016Q2	2016Q3	2016Q4	2016	2015Q4	2016Q1	2016Q2	2016Q3	2016Q4
Guinea-Bissau	654	0.7	0.2 r	0.2 r	0.2 r	0.2 r	0.2 r	3.3	0.9 r	0.9 r	0.8 r	0.8 r	0.8 r
Kenya	664	3.0	1.2 r	1.0 r	0.8 r	0.5 r	0.7 r	1.5	0.7 r	0.5 r	0.4 r	0.3 r	0.3 r
Liberia	668	22.1	5.3 r	5.3 r	5.3 r	4.5 r	7.0 r	0.0	0.0 r	0.0 r	0.0 r	0.0 r	0.0 r
Madagascar	674	0.7	0.2 r	0.2 r	0.2 r	0.2 r	0.2 r	0.8	0.3 r	0.2 r	0.2 r	0.2 r	0.2 r
Mali	678	455.0	162.9 r	139.9 r	114.1 r	84.9 r	116.1 r	2.6	1.0 r	0.7 r	0.7 r	0.6 r	0.6 r
Mauritius	684	1.7	0.4 r	0.4 r	0.4 r	0.4 r	0.6 r	0.6	0.3 r	0.2 r	0.1 r	0.1 r	0.1 r
Mozambique	688	1.3	0.3 r	0.3 r	0.3 r	0.3 r	0.3 r	0.3	0.1 r	0.1 r	0.1 r	0.1 r	0.1 r
Namibia	728	5.0	1.9 r	1.6 r	1.3 r	0.9 r	1.2 r	4.5	1.1 r	1.1 r	1.1 r	1.1 r	1.1 r
Niger	692	52.3	14.5 r	13.6 r	12.7 r	10.5 r	15.6 r	8.9	1.8 r	2.2 r	2.2 r	2.2 r	2.2 r
Nigeria	694	373.2	119.3 r	106.5 r	92.0 r	72.0 r	102.7 r	1,110.0	416.1 r	311.6 r	276.7 r	270.6 r	251.1 r
Senegal	722	95.8	31.6 r	27.9 r	23.7 r	18.3 r	25.8 r	111.3	47.8 r	34.2 r	28.2 r	26.0 r	22.9 r
Seychelles	718	0.4	0.1 r	0.1 r	0.1 r	0.1 r	0.1 r
Sierra Leone	724	41.0	14.9 r	12.7 r	10.3 r	7.6 r	10.4 r	2.1	0.9 r	0.7 r	0.5 r	0.5 r	0.4 r
South Africa	199	280.4	96.3 r	83.9 r	69.9 r	53.0 r	73.7 r	89.4	37.3 r	26.9 r	22.6 r	21.1 r	18.8 r
Swaziland	734	0.4	0.1 r	0.1 r	0.1 r	0.1 r	0.1 r	0.0	0.0 r	0.0 r	0.0 r	0.0 r	0.0 r
Tanzania	738	0.1	0.1 r	0.0 r	0.0 r	0.0 r	0.0 r	0.0	0.0 r	0.0 r	0.0 r	0.0 r	0.0 r
Togo	742	234.9	86.5 r	73.6 r	59.2 r	43.5 r	58.7 r	24.6	6.1 r	6.4 r	6.2 r	6.1 r	6.0 r
Uganda	746	2.7	0.9 r	0.8 r	0.7 r	0.5 r	0.7 r	0.0	0.0 r	0.0 r	0.0 r	0.0 r	0.0 r
Zambia	754	0.6	0.1 r	0.1 r	0.1 r	0.1 r	0.2 r	0.0	0.0 r	0.0 r	0.0 r	0.0 r	0.0 r
Zimbabwe	698	0.3	0.1 r	0.1 r	0.1 r	0.1 r	0.1 r	0.0	0.0 r	0.0 r	0.0 r	0.0 r	0.0 r
Western Hemisphere	205	162.3	56.3	49.0	40.6	30.9	41.8	270.4	114.1	83.0	68.7	63.0	55.7
Argentina	213	1.6	0.6 r	0.5 r	0.4 r	0.3 r	0.4 r	30.6	13.8 r	9.7 r	7.8 r	7.0 r	6.1 r
Aruba	314	0.4	0.1 r	0.1 r	0.1 r	0.1 r	0.1 r
Bahamas, The	313	0.3	0.1 r	0.1 r	0.1 r	0.1 r	0.1 r
Barbados	316	0.1	0.0 r	0.0 r	0.0 r	0.0 r	0.0 r
Belize	339	0.7	0.3 r	0.2 r	0.2 r	0.1 r	0.2 r	21.1	8.9 r	6.4 r	5.3 r	5.0 r	4.4 r
Bolivia	218	0.2	0.1 r	0.1 r	0.1 r	0.1 r	0.1 r
Brazil	223	57.3	20.5 r	17.6 r	14.4 r	10.7 r	14.6 r	36.9	15.9 r	11.4 r	9.3 r	8.6 r	7.6 r
Chile	228	2.1	0.7 r	0.6 r	0.5 r	0.4 r	0.6 r	1.0	0.2 r	0.3 r	0.3 r	0.3 r	0.2 r
Colombia	233	20.7	7.0 r	6.1 r	5.1 r	3.9 r	5.5 r	136.5	62.0 r	43.5 r	34.8 r	31.3 r	26.9 r
Costa Rica	238	0.0	0.0 r	0.0 r	0.0 r	0.0 r	0.0 r	0.1	0.0 r	0.0 r	0.0 r	0.0 r	0.0 r
Curacao	354	0.2	0.1 r	0.1 r	0.1 r	0.1 r	0.1 r	5.4	1.5 r	1.5 r	1.4 r	1.3 r	1.3 r
Dominican Republic	243	1.2	0.4 r	0.4 r	0.3 r	0.2 r	0.3 r	0.1	0.0 r	0.0 r	0.0 r	0.0 r	0.0 r
Ecuador	248	0.8	0.2 r	0.2 r	0.2 r	0.2 r	0.2 r	0.6	0.2 r	0.2 r	0.2 r	0.1 r	0.1 r
Falkland Islands	323	6.1	1.7 r	1.7 r	1.6 r	1.5 r	1.4 r	0.0	0.0 r	0.0 r	0.0 r	0.0 r	0.0 r
Greenland	326	0.3	0.1 r	0.1 r	0.1 r	0.1 r	0.1 r
Guatemala	258	0.0	0.0 r	0.0 r	0.0 r	0.0 r	0.0 r	0.4	0.1 r	0.1 r	0.1 r	0.1 r	0.1 r
Haiti	263	0.7	0.2 r	0.2 r	0.2 r	0.1 r	0.2 r	0.0	0.0 r	0.0 r	0.0 r	0.0 r	0.0 r
Honduras	268	0.2	0.1 r	0.1 r	0.0 r	0.0 r	0.0 r
Jamaica	343	0.1	0.0 r	0.0 r	0.0 r	0.0 r	0.0 r	0.0	0.0 r	0.0 r	0.0 r	0.0 r	0.0 r
Mexico	273	65.3	22.8 r	19.7 r	16.3 r	12.3 r	17.0 r	8.4	3.3 r	2.4 r	2.1 r	2.0 r	1.8 r
Panama	283	0.3	0.1 r	0.1 r	0.1 r	0.1 r	0.1 r	0.2	0.0 r	0.1 r	0.1 r	0.1 r	0.1 r
Paraguay	288	1.0	0.2 r	0.2 r	0.2 r	0.2 r	0.2 r
Peru	293	0.5	0.2 r	0.2 r	0.1 r	0.1 r	0.1 r	0.1	0.0 r	0.0 r	0.0 r	0.0 r	0.0 r
St. Vincent & Grens.	364	3.9	1.4 r	1.2 r	1.0 r	0.7 r	1.0 r	0.0	0.0 r	0.0 r	0.0 r	0.0 r	0.0 r
Trinidad and Tobago	369	0.1	0.0 r	0.0 r	0.0 r	0.0 r	0.0 r	8.2	2.1 r	2.1 r	2.1 r	2.1 r	2.1 r
Uruguay	298	0.1	0.0 r	0.0 r	0.0 r	0.0 r	0.0 r	2.7	1.3 r	0.9 r	0.7 r	0.6 r	0.5 r
Venezuela, Rep. Bol.	299	0.1	0.0 r	0.0 r	0.0 r	0.0 r	0.0 r	15.8	4.0 r	4.0 r	4.0 r	4.0 r	4.0 r
Other Countries n.i.e	910	0.7	0.2	0.2	0.2	0.2	0.2	0.4	0.2	0.1	0.1	0.1	0.1
Cuba	928	0.2	0.1 r	0.0 r	0.0 r	0.0 r	0.0 r	0.0	0.0 r	0.0 r	0.0 r	0.0 r	0.0 r
Korea, Dem. People's Rep.	954	0.5	0.1 r	0.1 r	0.1 r	0.1 r	0.1 r	0.4	0.2 r	0.1 r	0.1 r	0.1 r	0.1 r
Special Categories	899	9.2	3.1 r	2.7 r	2.3 r	1.7 r	2.4 r	0.8	0.2 r	0.2 r	0.2 r	0.2 r	0.2 r
Countries & Areas n.s.	898	122.6	41.3 r	36.2 r	30.4 r	23.3 r	32.6 r	403.1	100.3 r	105.1 r	100.8 r	99.7 r	97.4 r
Memorandum Items													
Africa	605	2,815.7	946.1	831.5	699.8	536.5	747.8	1,793.8	680.5	512.1	449.0	433.6	399.1
Middle East	405	24.0	7.7	6.9	5.9	4.7	6.4	202.0	82.1	59.9	50.9	48.0	43.2
European Union	998	4,048.8	1,288.6	1,158.8	1,000.2	785.8	1,104.1	2,723.6	1,131.7	817.7	687.3	643.7	575.0
Export earnings: fuel	080	595.2	186.9	169.3	146.9	116.2	162.8	1,538.8	585.2	439.4	385.2	371.9	342.3
Export earnings: nonfuel	092	9,459.8	3,149.4	2,779.2	2,349.1	1,809.2	2,522.3	6,821.2	2,713.3	2,018.7	1,719.7	1,620.2	1,462.6

Croatia (960)

In Millions of U.S. Dollars

		Exports (FOB)						Imports (CIF)					
		2016	2015Q4	2016Q1	2016Q2	2016Q3	2016Q4	2016	2015Q4	2016Q1	2016Q2	2016Q3	2016Q4
IFS World		13,651.5	3,360.1	2,942.2	3,450.6	3,394.9	3,822.8	21,802.2	5,067.0	4,873.7	5,715.9	5,476.4	5,609.0
World	001	13,816.4	3,387.8	3,023.5	3,514.5	3,464.8	3,813.6	21,875.7	5,082.3	4,951.2	5,778.9	5,588.2	5,557.5
Advanced Economies	110	9,108.4	2,203.8	2,060.5	2,315.3	2,225.8	2,506.9	15,258.8	3,585.1	3,559.3	4,021.5	3,851.9	3,826.1
Euro Area	163	7,582.0	1,926.6	1,710.4	1,919.0	1,894.2	2,058.5	13,291.7	3,179.1	3,166.8	3,569.6	3,366.1	3,189.2
Austria	122	874.8	208.6	194.9	228.1	224.5	227.4	1,736.1	494.6	433.3	451.0	429.3	422.5
Belgium	124	144.9	45.7	41.6	29.0	35.6	38.7	408.5	93.2	94.9	95.8	116.8	101.0
Cyprus	423	16.0	1.2	9.9	2.6	2.3	1.2	9.9	2.5	4.6	2.4	1.9	0.9
Estonia	939	12.1	2.5	1.6	2.2	1.9	6.4	4.6	0.8	1.0	1.4	1.3	0.8
Finland	172	23.8	4.4	3.4	7.5	7.7	5.2	37.6	7.9	5.9	9.2	7.4	15.1
France	132	321.0	76.0	72.2	80.5	67.1	101.2	527.8	115.0	129.2	155.0	125.8	117.7
Germany	134	1,605.5	388.0	383.5	416.7	392.5	412.8	3,533.6	820.6	817.9	950.3	878.4	887.0
Greece	174	58.4	19.9	16.2	13.0	14.9	14.3	107.5	12.6	33.9	27.7	26.2	19.7
Ireland	178	37.4	14.8	18.1	5.1	4.9	9.3	63.6	11.7	11.8	24.1	13.7	14.1
Italy	136	1,864.9	462.4	410.9	478.6	446.1	529.3	2,734.7	649.8	674.1	748.2	693.9	618.4
Latvia	941	16.0	4.2	4.5	4.4	4.2	2.9	8.2	1.9	1.6	2.5	2.0	2.0
Lithuania	946	36.2	9.7	8.1	9.2	10.0	8.9	26.0	9.4	5.2	7.3	6.7	6.9
Luxembourg	137	7.0	74.9	1.2	1.8	1.8	2.2	13.5	2.7	1.6	3.0	6.3	2.6
Malta	181	30.7	9.9	2.5	10.5	12.5	5.2	8.1	0.7	5.5	0.6	1.1	1.0
Netherlands	138	358.2	64.9	58.2	75.8	135.6	88.5	849.5	194.0	201.7	220.0	225.5	202.3
Portugal	182	56.0	15.7	11.1	15.4	10.9	18.5	26.8	4.9	6.0	7.4	7.6	5.8
Slovak Republic	936	194.4	49.3	44.5	51.4	46.7	51.7	371.9	105.6	91.1	88.8	99.5	92.6
Slovenia	961	1,705.3	410.7	378.2	426.9	429.2	471.0	2,382.0	541.7	541.9	658.1	609.8	572.2
Spain	184	219.5	63.8	49.8	60.4	45.7	63.6	441.9	109.7	105.7	116.8	112.9	106.5
Australia	193	26.3	6.8	4.2	7.5	7.8	6.9	1.6	0.7	0.3	0.6	0.4	0.3
Canada	156	41.3	6.6	8.3	9.7	10.9	12.3	13.3	3.4	3.2	3.5	3.9	2.7
China,P.R.: Hong Kong	532	35.8	2.3	3.5	2.5	8.5	21.3	6.3	0.7	0.6	0.7	2.4	2.6
China,P.R.: Macao	546	0.0	0.0	0.0	0.0	0.0	0.3	0.0	0.1	0.1	0.1
Czech Republic	935	196.2	42.7	42.8	51.1	45.9	56.4	457.8	113.7	102.8	124.1	117.3	113.5
Denmark	128	43.0	10.5	10.1	11.1	9.3	12.5	146.5	26.2	31.3	35.8	43.3	36.0
Iceland	176	3.2	0.7	1.6	1.0	0.4	0.3	0.6	0.4	0.2	0.2	0.1	0.1
Israel	436	64.1	16.9	21.7	13.1	12.3	16.9	18.4	3.2	3.9	4.1	5.5	4.9
Japan	158	35.7	4.2	29.8	2.1	2.1	1.7	36.0	7.9	9.5	11.4	9.1	5.9
Korea, Republic of	542	17.7	0.9	4.9	1.1	5.3	6.5	452.3	46.3	42.8	45.0	101.5	263.0
New Zealand	196	1.5	0.5	0.1	0.4	0.4	0.6	4.6	0.2	0.5	3.0	1.0	0.1
Norway	142	62.2	11.6	16.5	15.7	19.4	10.6	22.6	3.7	5.5	8.9	3.9	4.3
San Marino	135	0.0	0.0	0.0	0.0	0.5	0.1	0.1	0.2	0.1	0.1
Singapore	576	10.0	0.8	0.7	8.0	0.8	0.7	6.1	0.9	2.1	1.5	1.2	1.3
Sweden	144	139.8	17.8	17.6	74.1	26.6	21.4	144.5	32.6	35.9	40.8	34.7	33.2
Switzerland	146	147.1	34.3	34.1	35.4	43.5	34.1	185.3	49.2	44.9	48.1	47.9	44.4
Taiwan Prov.of China	528	6.5	1.4	2.0	0.4	0.5	3.6	28.3	10.2	7.2	6.9	9.0	5.3
United Kingdom	112	192.7	38.4	42.1	53.4	44.7	52.4	233.8	59.1	56.1	60.7	54.9	62.1
United States	111	503.3	80.7	110.1	109.7	93.2	190.3	208.6	47.6	45.8	56.2	49.6	57.0
Emerg. & Dev. Economies	200	4,678.6	1,179.2	955.3	1,188.3	1,232.3	1,302.6	6,414.5	1,425.8	1,343.0	1,699.4	1,688.1	1,684.0
Emerg. & Dev. Asia	505	212.5	36.9	27.3	40.8	48.4	96.0	884.8	185.8	224.2	234.8	228.5	197.3
Bangladesh	513	5.4	1.6	0.8	1.7	1.3	1.5	14.6	2.5	4.0	3.0	5.0	2.5
Cambodia	522	0.0	6.4	1.5	1.8	1.6	1.8	1.2
China,P.R.: Mainland	924	84.3	21.9	12.9	18.7	22.5	30.2	659.7	137.1	163.6	169.2	176.3	150.6
India	534	12.2	3.6	3.4	3.6	2.0	3.2	111.8	27.1	32.7	34.7	21.0	23.3
Indonesia	536	15.4	2.8	1.4	3.0	5.7	5.3	28.1	3.8	7.2	5.5	8.2	7.2
Malaysia	548	15.2	1.0	0.7	5.8	6.5	2.1	10.9	2.6	2.4	3.0	3.8	1.6
Maldives	556	0.6	0.0	0.1	0.3	0.0	0.1	0.0	0.0
Marshall Islands	867	43.6	0.2	0.1	0.5	0.4	42.6
Mongolia	948	0.1	0.0	0.0	0.1	0.0	0.0	0.0	0.0	0.0
Myanmar	518	0.4	0.2	0.1	0.0	0.0	0.3	1.4	0.2	0.3	0.3	0.5	0.3
Nepal	558	0.0	0.0	0.1	0.0	0.0	0.0	0.0	0.0
Papua New Guinea	853	0.0	0.1	0.0	0.3	0.0	0.1	0.2	0.0
Philippines	566	2.0	0.6	0.2	0.2	0.1	1.5	2.0	0.4	0.6	0.6	0.6	0.3
Sri Lanka	524	0.1	0.0	0.0	0.0	0.0	0.0	1.7	0.6	0.6	0.4	0.3	0.5
Thailand	578	6.8	0.4	1.4	0.4	2.1	2.9	20.2	5.0	3.7	6.1	5.8	4.6
Vietnam	582	26.3	4.4	6.3	6.5	7.6	6.0	27.6	4.9	7.3	10.2	4.9	5.1

Croatia (960)

In Millions of U.S. Dollars

		Exports (FOB)						Imports (CIF)					
		2016	2015Q4	2016Q1	2016Q2	2016Q3	2016Q4	2016	2015Q4	2016Q1	2016Q2	2016Q3	2016Q4
Europe	170	3,745.8	975.1	753.5	947.7	986.7	1,057.8	4,885.8	1,121.6	1,031.3	1,331.6	1,221.9	1,301.1
Emerg. & Dev. Europe	903	3,441.6	884.6	689.8	884.8	907.5	959.4	4,170.8	981.2	988.0	1,076.3	1,012.5	1,094.0
Albania	914	56.8	14.8	11.3	14.1	15.7	15.7	5.4	1.1	1.2	1.8	1.1	1.4
Bosnia and Herzegovina	963	1,263.9	320.6	262.7	326.8	342.7	331.7	659.7	148.1	133.9	177.1	164.1	184.6
Bulgaria	918	77.2	21.2	18.5	25.3	16.9	16.5	185.3	27.6	61.8	53.3	38.2	32.0
Gibraltar	823	115.8	7.7	0.1	12.8	21.5	81.4	0.0	0.0
Hungary	944	521.4	107.3	92.0	135.3	153.4	140.6	1,545.9	394.7	389.0	404.3	359.8	392.9
Kosovo	967	74.7	17.5	13.3	20.3	19.4	21.6	2.8	0.8	0.6	0.6	1.0	0.6
Macedonia, FYR	962	135.7	32.2	28.8	34.3	40.8	31.8	90.9	19.6	21.7	23.6	23.0	22.6
Montenegro	943	158.8	32.3	29.1	44.3	45.9	39.4	5.6	1.4	1.5	1.4	1.3	1.4
Poland	964	184.2	53.8	47.6	45.0	42.5	49.0	665.0	147.4	144.3	160.0	177.5	183.2
Romania	968	121.9	34.0	28.1	31.6	31.9	30.2	163.0	42.9	37.4	40.2	43.1	42.3
Serbia, Republic of	942	581.1	200.8	131.8	140.0	146.5	162.7	574.8	126.5	122.0	138.8	145.3	168.7
Turkey	186	150.2	42.4	26.5	54.8	30.1	38.8	272.5	71.1	74.7	75.3	58.2	64.4
CIS	901	304.2	90.5	63.7	62.9	79.2	98.4	715.0	140.4	43.3	255.2	209.4	207.1
Armenia	911	19.7	0.4	4.6	4.3	9.5	1.3	0.1	0.0	0.1	0.0	0.0	0.0
Azerbaijan, Rep. of	912	1.6	0.6	0.3	0.2	0.2	0.9	241.6	92.6	82.4	95.9	63.4
Belarus	913	21.1	7.9	2.1	6.5	6.0	6.6	4.2	2.3	2.7	0.5	0.5	0.5
Georgia	915	1.7	0.3	0.2	0.8	0.4	0.4	0.1	0.1	0.0	0.0	0.0	0.1
Kazakhstan	916	9.8	3.3	1.0	1.6	4.5	2.7	93.1	0.0	0.1	63.1	14.2	15.7
Kyrgyz Republic	917	0.2	0.1	0.0	0.1	0.1	0.1	0.1	0.1	0.0	0.0	0.0	0.0
Moldova	921	4.0	0.9	0.1	1.8	1.5	0.5	2.3	0.4	0.4	0.7	0.7	0.5
Russian Federation	922	210.1	73.6	48.3	41.1	49.3	71.4	330.9	38.8	29.2	96.6	84.2	120.8
Turkmenistan	925	2.3	0.1	2.1	0.2	0.0	0.1
Ukraine	926	33.2	2.8	5.0	6.1	7.7	14.4	42.6	6.2	10.8	11.9	13.9	6.0
Uzbekistan	927	0.4	0.7	0.0	0.4	0.0	0.1	0.1	0.1
Mid East, N Africa, Pak	440	606.2	126.4	152.2	172.1	148.4	133.5	446.6	75.5	52.2	97.3	165.5	131.5
Afghanistan, I.R. of	512	0.1	0.0	0.1	0.0	0.0	0.0
Algeria	612	46.8	9.3	15.3	4.8	4.2	22.4	4.4	1.0	0.9	1.1	1.5	0.9
Bahrain, Kingdom of	419	4.8	0.7	1.5	1.0	1.1	1.3	0.2	0.0	0.2	0.0
Djibouti	611	1.4	0.1	0.1	0.3	0.5	0.5
Egypt	469	144.8	54.5	36.4	43.9	32.9	31.5	49.6	3.4	41.6	4.6	1.4	2.0
Iran, I.R. of	429	4.4	0.7	0.7	1.7	0.5	1.5	0.6	0.3	0.2	0.1	0.1	0.2
Iraq	433	3.9	11.8	0.6	0.3	0.3	2.8	176.0	25.5	0.0	36.2	85.9	53.9
Jordan	439	7.8	0.9	4.7	1.6	0.9	0.6	4.3	0.0	0.1	0.2	0.0	4.0
Kuwait	443	13.4	2.7	1.7	1.2	9.1	1.3	0.0	0.0	0.0	0.0	0.0	0.0
Lebanon	446	69.0	15.0	14.1	16.4	14.9	23.6	0.1	0.0	0.0	0.0	0.1
Libya	672	11.1	2.3	2.0	7.4	1.4	0.4	86.6	29.4	27.1	30.2
Morocco	686	11.8	1.5	3.1	2.9	2.3	3.5	8.8	7.4	1.5	0.1	3.7	3.5
Oman	449	2.8	4.9	0.2	0.4	0.0	2.2	0.8	0.0	0.1	0.3	0.0	0.4
Pakistan	564	7.0	0.4	0.4	3.0	3.4	0.2	11.4	2.7	2.3	4.8	2.4	1.8
Qatar	453	55.9	2.8	4.9	8.8	20.1	22.0	5.6	1.6	1.5	1.5	1.5	1.2
Saudi Arabia	456	159.8	12.0	43.2	72.5	36.1	7.9	75.8	30.5	1.3	6.1	36.6	31.8
Somalia	726	1.4	0.1	0.5	0.7
Sudan	732	1.1	0.3	0.5	0.1	0.3	0.2	15.4	0.0	11.9	3.5
Syrian Arab Republic	463	0.2	0.5	0.0	0.0	0.1	0.0	0.0	0.0	0.0	0.0
Tunisia	744	10.1	0.5	4.7	0.3	1.4	3.6	3.0	0.9	1.6	0.4	0.5	0.6
United Arab Emirates	466	48.1	5.5	17.8	5.3	18.2	6.8	3.7	2.1	1.1	0.6	1.1	0.9
West Bank and Gaza	487	0.3	0.0	0.1	0.2	0.0	0.0
Yemen, Republic of	474	0.5	0.0	0.0	0.2	0.2
Sub-Saharan Africa	603	71.6	6.5	10.0	13.9	41.2	6.6	8.4	11.5	1.5	2.4	2.6	1.9
Angola	614	0.1	0.0	0.0	0.0	0.0	0.0	0.0
Benin	638	0.1	0.0	0.0
Burkina Faso	748	0.4	0.0	0.1	0.3
Cabo Verde	624	0.4	0.4	0.0	0.0	0.0
Cameroon	622	0.4	0.1	0.1	0.0	0.1	0.2	0.3	0.1	0.1	0.1	0.1	0.1
Congo, Dem. Rep. of	636	0.6	0.1	0.5	0.0
Congo, Republic of	634	0.2	0.1	0.0	0.1	0.0	0.1	0.1	0.0	0.0	0.0	0.0	0.0
Côte d'Ivoire	662	0.6	0.1	0.1	0.1	0.3	0.1	0.2	0.0	0.0	0.1	0.1	0.0
Eritrea	643	1.0	0.5	0.5	0.0	0.0

Croatia (960)

In Millions of U.S. Dollars

		Exports (FOB)						Imports (CIF)					
		2016	2015Q4	2016Q1	2016Q2	2016Q3	2016Q4	2016	2015Q4	2016Q1	2016Q2	2016Q3	2016Q4
Ethiopia	644	8.1	2.0	2.2	3.4	1.4	1.0	0.4	0.1	0.1	0.1	0.1	0.1
Gabon	646	0.2	0.1	0.1	0.0	0.1	0.0	0.0	0.0
Ghana	652	0.3	0.1	0.1	0.0	0.1	0.1	0.1	0.0	0.0	0.0	0.1	0.0
Guinea	656	0.1	0.1	0.0	0.0
Guinea-Bissau	654	0.1
Kenya	664	6.6	0.1	0.7	3.4	0.8	1.6	0.1	0.0	0.0	0.0	0.0	0.0
Liberia	668	28.4	0.3	0.4	27.8	0.2	0.0	0.0
Mali	678	0.3	0.0	0.0	0.3	0.0	0.0	0.0	0.0
Mauritius	684	0.1	0.0	0.0	0.1	0.0	0.0	0.5	0.1	0.1	0.1	0.2	0.1
Mozambique	688	0.3	0.1	0.2	0.2	1.1	1.4	0.2	0.2	0.7
Namibia	728	0.1	0.0	0.0	0.0	0.0	0.0	0.3	0.1	0.1	0.2	0.0
Nigeria	694	2.0	0.6	0.5	0.8	0.1	0.6	0.1	0.2	0.1	0.0
Rwanda	714	0.3	0.2	0.0
Senegal	722	0.0	0.1	0.0	0.0	0.0	0.0	0.0	0.0	0.0	0.0	0.0
Seychelles	718	0.1	0.0	0.0	0.0	0.0	0.0
Sierra Leone	724	0.3	0.3	0.0	0.0	0.0
South Africa	199	9.8	2.3	0.7	1.2	6.9	1.0	5.1	0.8	1.1	1.5	1.6	0.8
South Sudan, Rep. of	733	0.4	0.1	0.1	0.0	0.2
Tanzania	738	7.3	0.2	4.0	0.8	1.4	1.2	0.0	0.0	0.0	0.0
Togo	742	0.5	0.0	0.0	0.5	0.0	0.0	0.0	0.0
Zambia	754	2.5	0.2	1.8	0.7	0.0	0.0	0.0	0.0	0.0	0.0
Zimbabwe	698	0.1	8.8	0.0	0.0	0.0	0.0
Western Hemisphere	205	42.4	34.2	12.3	13.8	7.6	8.7	188.9	31.5	33.9	33.2	69.6	52.2
Argentina	213	2.5	0.2	0.2	1.9	0.4	0.1	23.5	12.8	6.8	6.6	5.1	4.9
Bahamas, The	313	0.4	0.0	0.0	0.2	0.1	0.1	0.0	0.0	0.0
Bolivia	218	0.0	0.0	0.0	0.0	0.1	0.0	0.0	0.0	0.0	0.0
Brazil	223	4.4	3.8	0.6	2.9	0.2	0.6	87.6	12.8	13.6	9.9	55.0	9.1
Chile	228	1.7	0.2	0.1	0.2	1.1	0.3	1.5	0.4	0.4	0.2	0.4	0.5
Colombia	233	2.3	24.5	1.8	0.0	0.0	0.4	22.0	0.3	0.1	3.3	0.3	18.3
Costa Rica	238	0.0	0.1	0.0	0.0	0.0	0.0	0.2	0.1	0.0	0.0	0.1	0.0
Dominican Republic	243	0.1	0.0	0.0	0.0	0.0	0.0	0.1	0.0	0.0	0.0	0.0	0.0
Ecuador	248	0.2	0.1	0.0	0.1	0.1	17.6	1.2	5.0	5.3	4.5	2.8
El Salvador	253	0.1	0.2	0.0	0.0	0.1	0.0	0.0	0.0	0.0	0.0	0.0
Guatemala	258	0.1	0.0	0.0	0.0	0.1	0.1	0.0	0.0	0.0	0.0	0.0
Guyana	336	0.0	1.5	0.0	1.5	0.0
Haiti	263	0.1	0.0	0.1	0.0	0.0	0.0	0.0	0.0	0.0
Honduras	268	0.3	0.0	0.0	0.1	0.1	0.1
Jamaica	343	0.1	0.0	0.0	0.0
Mexico	273	17.1	4.1	5.9	4.0	2.2	5.0	18.6	1.7	7.8	4.0	3.9	2.9
Panama	283	1.0	0.1	0.6	0.1	0.0	0.3	0.1	0.0	0.0	0.0	0.0	0.1
Peru	293	5.3	0.1	0.3	2.6	1.0	1.4	0.3	0.1	0.1	0.1	0.0	0.0
St. Lucia	362	0.1	0.0	0.0	0.0
St. Vincent & Grens.	364	0.1	0.0	0.1	0.0	0.0	0.2	0.2
Trinidad and Tobago	369	1.2	0.2	1.2	0.0	0.0	0.0
Uruguay	298	0.1	0.0	0.0	0.0	0.0	0.0	0.0	0.0	0.0	0.0
Venezuela, Rep. Bol.	299	1.9	0.0	1.9	0.0	1.7	0.0	0.0	1.7	0.0	0.0
Western Hem. n.s.	399	3.7	0.5	1.3	1.9	0.4	0.2	13.7	2.1	0.0	0.1	0.1	13.4
Other Countries n.i.e	910	2.6	0.4	1.2	0.7	0.7	10.7	9.0	9.3	1.4	0.0	0.0
Cuba	928	2.6	0.4	1.2	0.7	0.7	9.9	8.2	8.7	1.2	0.0	0.0
Korea, Dem. People's Rep.	954	0.8	0.9	0.6	0.2	0.0	0.0
Special Categories	899	8.3	2.2	1.3	2.6	2.9	1.5
Countries & Areas n.s.	898	18.4	2.3	5.1	7.5	3.9	1.9	191.7	62.3	39.6	56.6	48.1	47.4
Memorandum Items													
Africa	605	143.8	18.1	33.7	22.2	50.3	37.5	40.2	20.8	5.5	16.0	11.8	6.8
Middle East	405	526.7	114.3	128.0	160.7	135.6	102.3	403.5	63.5	45.8	79.0	153.9	124.7
European Union	998	9,058.4	2,252.4	2,009.2	2,346.0	2,265.6	2,437.6	16,833.3	4,023.1	4,025.3	4,488.7	4,234.9	4,084.4
Export earnings: fuel	080	583.8	155.9	143.5	147.7	147.5	145.1	1,061.0	194.1	39.5	327.8	353.1	340.6
Export earnings: nonfuel	092	13,232.6	3,231.9	2,879.9	3,366.8	3,317.3	3,668.5	20,814.7	4,888.2	4,911.6	5,451.1	5,235.1	5,216.9

Cuba (928)

In Millions of U.S. Dollars

		Exports (FOB)						Imports (CIF)					
		2016	2015Q4	2016Q1	2016Q2	2016Q3	2016Q4	2016	2015Q4	2016Q1	2016Q2	2016Q3	2016Q4
IFS World	
World	001	1,295.7	302.9	342.6	300.8	402.5	249.9	7,917.3	2,370.5	1,928.9	2,013.1	1,924.8	2,050.4
Advanced Economies	110	475.1	138.8	124.3	103.2	127.4	120.1	3,266.8	986.7	744.3	849.1	804.5	868.8
Euro Area	163	354.6	106.4	97.9	74.8	97.5	84.5	2,291.6	731.9	524.7	627.1	560.8	579.1
Austria	122	1.6	0.5 r	0.4 r	0.3 r	0.3 r	0.6 r	15.5	2.3 r	4.2 r	5.9 r	2.0 r	3.4 r
Belgium	124	50.3	20.9 r	25.1 r	9.1 r	9.8 r	6.3 r	47.5	13.1 r	12.1 r	12.5 r	11.4 r	11.5 r
Cyprus	423	38.8	9.9 r	9.5 r	9.8 r	9.6 r	10.0 r	0.1	0.0 r	0.0 r
Estonia	939	10.5	2.6 r	2.6 r	2.6 r	2.6 r	2.6 r	4.5	0.5 r	2.3 r	0.2 r	1.1 r	0.9 r
Finland	172	0.0	8.1 r	0.0 r	0.0 r	14.2	3.5 r	2.1 r	5.1 r	2.5 r	4.6 r
France	132	29.0	4.7 r	10.4 r	9.9 r	4.6 r	4.1 r	211.3	59.8 r	69.6 r	56.4 r	45.0 r	40.3 r
Germany	134	38.3	6.1 r	8.7 r	9.9 r	9.2 r	10.5 r	283.3	102.9 r	62.3 r	83.2 r	73.8 r	64.0 r
Greece	174	0.2	0.1 r	0.1 r	0.0 r	0.1 r	0.0 r	8.4	1.0 r	0.6 r	0.8 r	0.8 r	6.3 r
Ireland	178	0.3	0.1 r	0.1 r	0.1 r	0.1 r	0.1 r	9.7	2.8 r	0.4 r	1.0 r	8.3 r	0.0 r
Italy	136	17.7	6.6 r	5.0 r	3.9 r	4.9 r	3.9 r	405.4	140.2 r	90.3 r	109.3 r	104.9 r	100.9 r
Lithuania	946	2.0	3.5 r	0.6 r	0.8 r	0.6 r
Netherlands	138	3.2	0.9 r	1.0 r	0.7 r	0.6 r	0.8 r	91.0	27.1 r	14.5 r	20.4 r	28.4 r	27.7 r
Portugal	182	27.5	7.4 r	7.6 r	6.0 r	10.6 r	3.2 r	77.4	18.3 r	14.5 r	16.8 r	20.5 r	25.6 r
Slovak Republic	936	0.1	0.0 r	0.0 r	0.0 r	0.0 r	0.0 r	13.4	2.3 r	1.8 r	4.6 r	4.3 r	2.8 r
Slovenia	961	0.1	0.0 r	0.0 r	0.0 r	0.0 r	0.0 r	2.2	0.7 r	0.4 r	0.8 r	0.7 r	0.3 r
Spain	184	137.0	38.4 r	27.3 r	22.5 r	44.9 r	42.2 r	1,105.6	353.9 r	249.6 r	309.6 r	256.4 r	290.1 r
Australia	193	3.1	1.0 r	0.7 r	1.0 r	0.7 r	0.7 r	3.9	0.2 r	0.2 r	0.4 r	2.8 r	0.5 r
Canada	156	10.5	3.1 r	2.6 r	2.7 r	2.8 r	2.3 r	321.8	98.2 r	54.5 r	72.9 r	79.7 r	114.6 r
China,P.R.: Hong Kong	532	33.6	7.4 r	5.2 r	8.4 r	8.6 r	11.4 r	3.5	2.0 r	1.1 r	0.8 r	0.5 r	1.1 r
Czech Republic	935	1.4	0.5 r	0.2 r	0.3 r	0.4 r	0.5 r	26.9	9.4 r	10.5 r	8.0 r	2.8 r	5.6 r
Denmark	128	0.2	0.0 r	0.0 r	0.1 r	0.1 r	0.0 r	13.0	3.2 r	3.9 r	3.2 r	2.1 r	3.8 r
Iceland	176	1.9	0.1 r	0.6 r	0.4 r	0.5 r	0.3 r
Israel	436	1.5	0.4 r	0.4 r	0.4 r	0.4 r	0.4 r	21.0	5.3 r	5.3 r	5.3 r	5.3 r	5.3 r
Japan	158	9.9	3.4 r	2.5 r	1.9 r	2.0 r	3.5 r	64.4	15.3 r	12.4 r	12.8 r	24.1 r	15.0 r
Korea, Republic of	542	6.8	2.4 r	3.5 r	1.3 r	0.9 r	1.2 r	61.2	26.8 r	16.1 r	12.9 r	9.3 r	22.9 r
New Zealand	196	0.1	0.0 r	0.0 r	0.0 r	0.0 r	0.0 r	29.7	15.2 r	10.4 r	12.1 r	2.2 r	5.1 r
Norway	142	0.3	0.1 r	0.1 r	0.1 r	0.1 r	0.1 r	0.6	1.0 r	0.2 r	0.0 r	0.0 r	0.3 r
Singapore	576	0.3	0.4 r	0.1 r	0.1 r	0.1 r	0.0 r
Sweden	144	2.0	0.6 r	0.3 r	0.4 r	1.1 r	0.2 r	43.2	22.0 r	19.1 r	5.2 r	7.5 r	11.3 r
Switzerland	146	29.7	7.9 r	6.0 r	7.3 r	8.4 r	8.0 r	19.1	9.6 r	5.9 r	4.6 r	4.9 r	3.7 r
Taiwan Prov. of China	528	9.0 e	2.9 e	1.4 e	1.4 e	1.8 e	4.4 e	7.0 e	2.3 e	2.0 e	2.3 e	2.3 e	0.5 e
United Kingdom	112	12.2	2.9 r	3.5 r	3.3 r	2.6 r	2.9 r	40.7	10.6 r	9.3 r	15.5 r	7.1 r	8.8 r
United States	111	317.0	33.1 r	67.9 r	65.8 r	92.6 r	90.8 r
Vatican	187	0.1	0.0 r	0.0 r	0.0 r	0.0 r	0.0 r
Emerg. & Dev. Economies	200	820.6	164.0	218.2	197.5	275.1	129.7	4,637.7	1,379.9	1,181.6	1,160.6	1,117.1	1,178.4
Emerg. & Dev. Asia	505	25.3	6.4	5.8	8.3	6.5	4.8	2,800.4	839.9	716.4	740.5	697.9	645.7
Bangladesh	513	0.1	0.0 r	0.0 r	0.0 r	0.0 r	0.0 r
China,P.R.: Mainland	924	11.8	2.9 r	2.1 r	4.9 r	3.1 r	1.8 r	2,312.2	715.5 r	601.2 r	611.0 r	576.8 r	523.3 r
F.T. French Polynesia	887	0.1 e	0.0 e	0.0 e	0.0 e	0.0 e	0.0 e	0.1	0.0 r	0.0 r	0.0 r	0.0 r	0.0 r
India	534	0.0	0.0 r	0.0 r	0.0 r	0.0 r	0.0 r	60.0	14.7 r	16.3 r	13.5 r	15.2 r	15.1 r
Indonesia	536	7.4	2.0 r	1.8 r	2.0 r	1.9 r	1.8 r	79.7	9.7 r	19.2 r	20.7 r	19.9 r	20.0 r
Malaysia	548	2.6	0.8 r	1.1 r	0.5 r	0.6 r	0.5 r	34.1	5.5 r	5.1 r	12.9 r	8.0 r	8.1 r
Philippines	566	1.8	0.3 r	0.4 r	0.5 r	0.5 r	0.4 r	5.0	1.2 r	1.2 r	1.3 r	1.2 r	1.3 r
Sri Lanka	524	0.0	0.0 r	0.0 r	0.0 r	0.0 r	0.0 r	0.1	0.0 r	0.0 r	0.0 r	0.0 r	0.0 r
Thailand	578	0.5	0.1 r	0.2 r	0.1 r	0.1 r	0.1 r	6.8	2.1 r	1.8 r	2.1 r	1.1 r	1.7 r
Vietnam	582	0.9	0.3 r	0.2 r	0.3 r	0.2 r	0.2 r	280.3	84.5 r	66.4 r	73.1 r	70.1 r	70.7 r
Asia n.s.	598	22.1	6.7 r	5.2 r	5.8 r	5.5 r	5.6 r
Europe	170	321.6	27.8	123.0	34.6	144.4	19.6	469.0	95.5	122.0	89.2	95.3	162.6
Emerg. & Dev. Europe	903	31.1	11.4	7.4	10.0	7.8	6.0	86.2	23.2	27.4	19.6	17.5	21.7
Bosnia and Herzegovina	963	0.1 e	1.9 e	0.0 e	0.0 e	0.0 e	0.0 e	0.0	0.0 r	0.0 r	0.0 r	0.0 r	0.0 r
Bulgaria	918	0.0	0.2 r	0.0 r	0.0 r	0.0 r	0.0 r	4.4	0.5 r	1.9 r	0.5 r	1.6 r	0.4 r
Croatia	960	3.7	3.1 r	3.2 r	0.4 r	0.0 r	0.0 r	2.8	0.4 r	1.3 r	0.8 r	0.7 r
Hungary	944	0.1	0.0 r	0.0 r	0.1 r	0.0 r	0.0 r	2.6	0.5 r	0.4 r	0.3 r	1.0 r	0.9 r
Montenegro	943	0.2 e	0.0 e	0.0 e	0.0 e	0.1 e	0.0 e
Poland	964	0.0	0.0 r	0.0 r	0.0 r	0.0 r	0.0 r	60.2	19.2 r	23.0 r	17.1 r	6.6 r	13.5 r
Romania	968	10.5	0.1 r	0.0 r	0.3 r	5.1 r	5.1 r

Cuba (928)

In Millions of U.S. Dollars

		Exports (FOB)						Imports (CIF)					
		2016	2015Q4	2016Q1	2016Q2	2016Q3	2016Q4	2016	2015Q4	2016Q1	2016Q2	2016Q3	2016Q4
Serbia, Republic of	942	0.1	0.2 r	0.0 r	0.0 r	0.0 r	0.0 r	0.5	0.1 r	0.2 r	0.1 r	0.1 r	0.1 r
Turkey	186	26.9	6.0 r	4.1 r	9.4 r	7.6 r	5.9 r	5.3	2.3 r	0.7 r	0.5 r	3.0 r	1.0 r
CIS	901	290.5	16.4	115.6	24.6	136.6	13.7	382.4	72.2	94.5	69.4	77.7	140.8
Belarus	913	10.5	0.3 r	4.4 r	5.1 r	1.0 r	0.0 r	15.9	19.4 r	2.8 r	4.5 r	6.4 r	2.1 r
Georgia	915	0.1	0.1 r	0.0 r	0.0 r	0.0 r	0.0 r	0.0	0.0 r	0.0 r	0.0 r	0.0 r	0.0 r
Kazakhstan	916	1.1	0.3 r	0.3 r	0.3 r	0.3 r	0.3 r
Moldova	921	0.1 e	0.0 e	0.0 e	0.0 e	0.0 e	0.0 e	0.0	0.0 r	0.0 r	0.0 r	0.0 r	0.0 r
Russian Federation	922	279.7	16.0 r	111.1 r	19.4 r	135.6 r	13.6 r	351.8	49.1 r	87.2 r	59.9 r	68.7 r	135.9 r
Ukraine	926	0.0	0.0 r	0.0 r	0.0 r	0.0 r	0.0 r	13.5	3.4 r	4.1 r	4.6 r	2.3 r	2.5 r
Europe n.s.	884	0.5	0.1 r	0.1 r	0.1 r	0.1 r	0.1 r
Mid East, N Africa, Pak	440	67.5	7.5	5.0	46.3	9.9	6.3	19.6	5.2	4.7	5.1	4.9	4.9
Afghanistan, I.R. of	512	0.1	0.0 r	0.0 r	0.0 r	0.0 r	0.0 r
Algeria	612	0.9	0.3 r	0.2 r	0.3 r	0.3 r	0.2 r	4.3	1.3 r	1.0 r	1.1 r	1.1 r	1.1 r
Egypt	469	3.4	0.5 r	0.8 r	0.9 r	0.8 r	0.9 r
Iran, I.R. of	429	2.0	0.6 r	0.5 r	0.6 r	0.5 r	0.4 r	4.5	1.4 r	1.1 r	1.2 r	1.1 r	1.1 r
Jordan	439	0.0	0.2 r	0.0 r	0.0 r	0.0 r	0.0 r	0.0	0.0 r	0.0 r	0.0 r	0.0 r	0.0 r
Kuwait	443	0.6 e	0.2 e	0.2 e	0.2 e	0.1 e	0.2 e
Lebanon	446	53.2	3.4 r	1.5 r	42.4 r	6.2 r	3.0 r	0.0	0.0 r	0.0 r	0.0 r	0.0 r	0.0 r
Morocco	686	2.6	0.7 r	0.6 r	0.8 r	0.7 r	0.5 r	0.5	0.1 r	0.1 r	0.1 r	0.1 r	0.1 r
Oman	449	1.1 e	0.3 e	0.2 e	0.3 e	0.3 e	0.3 e	0.2 e	0.0 e	0.0 e	0.0 e	0.0 e	0.0 e
Pakistan	564	5.3	1.3 r	1.3 r	1.4 r	1.3 r	1.3 r	4.7	1.3 r	1.2 r	1.2 r	1.2 r	1.2 r
Qatar	453	0.2	0.1 r	0.1 r	0.1 r	0.1 r	0.1 r
Saudi Arabia	456	1.3 e	0.4 e	0.4 e	0.4 e	0.3 e	0.3 e	0.7	0.2 r	0.2 r	0.2 r	0.2 r	0.2 r
Syrian Arab Republic	463	0.1	0.0 r	0.0 r	0.0 r	0.0 r	0.0 r	0.3	0.1 r	0.1 r	0.1 r	0.1 r	0.1 r
Tunisia	744	0.2	0.1 r	0.1 r	0.1 r	0.1 r	0.1 r	0.0	0.0 r	0.0 r	0.0 r	0.0 r	0.0 r
United Arab Emirates	466	0.1	0.0 r	0.0 r	0.0 r	0.0 r	0.0 r	0.7	0.2 r	0.2 r	0.2 r	0.2 r	0.2 r
Sub-Saharan Africa	603	3.8	1.2	0.9	0.9	0.8	1.2	12.8	1.4	0.6	1.5	3.9	6.9
Angola	614	0.8	0.2 r	0.2 r	0.2 r	0.2 r	0.2 r	0.0	0.0 r	0.0 r	0.0 r	0.0 r	0.0 r
Chad	628	0.2	0.1 r	0.1 r	0.1 r	0.1 r	0.1 r
Congo, Dem. Rep. of	636	0.5	0.2 r	0.1 r	0.1 r	0.1 r	0.1 r
Kenya	664	0.1	0.0 r	0.0 r	0.0 r	0.0 r	0.0 r
Mali	678	0.3	0.1 r	0.1 r	0.1 r	0.1 r	0.1 r	0.0	0.0 r	0.0 r	0.0 r	0.0 r	0.0 r
Mauritius	684	0.1 e	0.0 e	0.0 e	0.0 e	0.0 e	0.0 e	0.0	0.0 r	0.0 r	0.0 r	0.0 r	0.0 r
Niger	692	0.3 e	0.1 e	0.1 e	0.1 e	0.1 e	0.1 e
Senegal	722	0.2 e	0.1 e	0.0 e	0.1 e	0.1 e	0.1 e	0.0	0.0 r	0.0 r	0.0 r	0.0 r	0.0 r
South Africa	199	2.0	0.4 r	0.5 r	0.4 r	0.4 r	0.7 r	11.1	0.9 r	0.1 r	1.0 r	3.5 r	6.4 r
Swaziland	734	0.1	0.0 r	0.0 r	0.0 r	0.0 r	0.0 r
Tanzania	738	0.0 e	0.2 e	0.0 e	0.0 e	0.0 e	0.0 e	0.1	0.0 r	0.0 r	0.0 r	0.0 r	0.0 r
Uganda	746	0.0	0.0 r	0.0 r	0.0 r	0.0 r	0.0 r	0.5	0.1 r	0.1 r	0.1 r	0.1 r	0.1 r
Western Hemisphere	205	402.4	121.1	83.6	107.5	113.5	97.8	1,335.7	438.0	337.9	324.4	315.1	358.3
Antigua and Barbuda	311	0.2	0.0 r	0.0 r	0.0 r	0.0 r	0.0 r	0.0	0.0 r	0.0 r	0.0 r	0.0 r	0.0 r
Argentina	213	1.8	0.5 r	0.4 r	0.5 r	0.5 r	0.4 r	105.4	26.3 r	26.3 r	26.3 r	26.3 r	26.3 r
Bahamas, The	313	2.0	0.6 r	0.5 r	0.6 r	0.5 r	0.4 r	0.7	0.2 r	0.2 r	0.2 r	0.2 r	0.2 r
Belize	339	0.2	0.0 r	0.0 r	0.0 r	0.0 r	0.0 r	0.2	0.1 r	0.1 r	0.1 r	0.1 r	0.1 r
Bermuda	319	0.8	0.2 r	0.2 r	0.2 r	0.2 r	0.2 r	0.3	0.1 r	0.1 r	0.1 r	0.1 r	0.1 r
Bolivia	218	52.8	13.5 r	13.2 r	13.2 r	13.2 r	13.1 r	0.2	0.1 r	0.1 r	0.0 r	0.0 r	0.0 r
Brazil	223	49.9	20.9 r	1.1 r	10.8 r	19.1 r	18.9 r	369.0	179.1 r	108.9 r	81.1 r	69.4 r	109.6 r
Chile	228	0.5	0.1 r	0.1 r	0.1 r	0.1 r	0.2 r	49.5	10.6 r	14.4 r	14.5 r	12.4 r	8.1 r
Colombia	233	0.2	0.1 r	0.0 r	0.1 r	0.1 r	0.0 r	62.6	16.8 r	14.8 r	16.3 r	15.7 r	15.8 r
Costa Rica	238	5.1	1.5 r	1.2 r	1.5 r	1.3 r	1.1 r	19.0	5.7 r	4.5 r	5.0 r	4.8 r	4.8 r
Dominica	321	0.2	0.0 r	0.0 r	0.0 r	0.0 r	0.0 r	0.1	0.0 r	0.0 r	0.0 r	0.0 r	0.0 r
Dominican Republic	243	20.9	6.0 r	4.9 r	6.1 r	5.5 r	4.4 r	42.3	12.8 r	10.0 r	11.0 r	10.6 r	10.7 r
Ecuador	248	0.0	0.5 r	0.0 r	0.0 r	0.0 r	0.0 r	31.4	6.1 r	7.4 r	8.2 r	7.9 r	7.9 r
El Salvador	253	0.4	0.1 r	0.1 r	0.1 r	0.1 r	0.1 r	9.9	1.8 r	1.2 r	1.9 r	2.9 r	4.0 r
Grenada	328	0.2	0.1 r	0.0 r	0.1 r	0.1 r	0.0 r
Guatemala	258	2.7	0.8 r	0.6 r	0.8 r	0.7 r	0.6 r	21.8	6.6 r	5.2 r	5.7 r	5.4 r	5.5 r
Guyana	336	1.3	0.3 r	0.3 r	0.3 r	0.3 r	0.3 r	2.1	0.6 r	0.5 r	0.5 r	0.5 r	0.5 r
Haiti	263	8.6	2.5 r	2.0 r	2.5 r	2.3 r	1.8 r	0.4	0.1 r	0.1 r	0.1 r	0.1 r	0.1 r
Honduras	268	1.9 r	1.4	3.1 r	0.3 r	0.3 r	0.3 r	0.3 r
Jamaica	343	2.8	0.8 r	0.7 r	0.8 r	0.7 r	0.6 r	5.8	1.8 r	1.4 r	1.5 r	1.5 r	1.5 r

Cuba (928)

In Millions of U.S. Dollars

		Exports (FOB)						Imports (CIF)					
		2016	2015Q4	2016Q1	2016Q2	2016Q3	2016Q4	2016	2015Q4	2016Q1	2016Q2	2016Q3	2016Q4
Mexico	273	22.3	5.4 r	4.2 r	3.7 r	8.0 r	6.4 r	350.3	82.6 r	78.2 r	83.4 r	91.7 r	97.0 r
Netherlands Antilles	353	2.2	0.6 r	0.5 r	0.6 r	0.6 r	0.5 r	0.7	0.2 r	0.2 r	0.2 r	0.2 r	0.2 r
Nicaragua	278	0.4	0.1 r	0.1 r	0.1 r	0.1 r	0.1 r	1.3	0.4 r	0.3 r	0.3 r	0.3 r	0.3 r
Panama	283	16.6	4.1 r	4.0 r	4.3 r	4.2 r	4.1 r	18.7	9.7 r	6.3 r	4.2 r	4.1 r	4.1 r
Paraguay	288	0.4	0.1 r	0.1 r	0.1 r	0.1 r	0.1 r	0.1	0.0 r	0.0 r	0.0 r	0.0 r	0.0 r
Peru	293	1.1	0.3 r	0.3 r	0.3 r	0.3 r	0.2 r	5.3	1.6 r	1.3 r	1.4 r	1.3 r	1.3 r
St. Kitts and Nevis	361	0.2	0.1 r	0.0 r	0.1 r	0.1 r	0.0 r
St. Lucia	362	0.3	0.1 r	0.1 r	0.1 r	0.1 r	0.1 r
St. Vincent & Grens.	364	0.2	0.1 r	0.0 r	0.1 r	0.1 r	0.0 r
Suriname	366	0.3	0.1 r	0.1 r	0.1 r	0.1 r	0.1 r	1.2	0.4 r	0.3 r	0.3 r	0.3 r	0.3 r
Trinidad and Tobago	369	1.1	0.3 r	0.3 r	0.3 r	0.3 r	0.2 r	36.2	10.9 r	8.6 r	9.4 r	9.1 r	9.1 r
Uruguay	298	1.5	0.4 r	0.4 r	0.4 r	0.4 r	0.3 r	2.4	0.7 r	0.6 r	0.6 r	0.6 r	0.6 r
Venezuela, Rep. Bol.	299	205.3	59.0 r	48.0 r	59.5 r	54.4 r	43.3 r	197.3	59.5 r	46.7 r	51.4 r	49.3 r	49.7 r
Western Hem. n.s.	399	0.3	0.1 r	0.1 r	0.1 r	0.1 r	0.1 r
Other Countries n.i.e	910	0.0	0.0	0.0	0.0	0.0	0.0	2.9	0.9	0.7	0.8	0.7	0.7
Korea, Dem. People's Rep.	954	0.0	0.0 r	0.0 r	0.0 r	0.0 r	0.0 r	2.9	0.9 r	0.7 r	0.8 r	0.7 r	0.7 r
Special Categories	899	9.9	3.0 r	2.3 r	2.6 r	2.5 r	2.5 r
Memorandum Items													
Africa	605	7.6	2.2	1.8	2.0	1.8	2.0	17.6	2.8	1.7	2.7	5.1	8.1
Middle East	405	58.5	5.2	2.8	43.9	7.6	4.3	10.1	2.5	2.4	2.6	2.5	2.5
European Union	998	374.3	113.6	105.1	79.3	101.7	88.1	2,495.8	797.8	594.1	678.0	594.7	629.1
Export earnings: fuel	080	546.0	91.4	174.3	94.5	205.3	71.9	691.5	146.1	167.7	148.5	153.7	221.6
Export earnings: nonfuel	092	749.7	211.4	168.2	206.3	197.2	178.0	7,225.8	2,224.4	1,761.2	1,864.6	1,771.2	1,828.9

Curacao (354)

In Millions of U.S. Dollars

		Exports (FOB)						Imports (CIF)					
		2016	2015Q4	2016Q1	2016Q2	2016Q3	2016Q4	2016	2015Q4	2016Q1	2016Q2	2016Q3	2016Q4
IFS World	
World	001	965.6	82.9	206.9	230.0	227.7	301.0	824.9	202.8	140.9	168.6	169.0	346.3
Advanced Economies	110	676.1	11.0	142.2	159.9	157.9	216.2	529.8	139.9	78.6	102.4	87.0	261.9
Euro Area	163	86.2	10.8	9.6	27.2	25.2	24.3	333.6	124.7	72.9	97.8	81.1	81.8
Austria	122	0.0 e	0.0 e	0.0 e	1.6 e	1.5 e	0.3 e	0.5 e	0.3 e	0.5 e
Belgium	124	12.7 e	3.5 e	1.2 e	3.4 e	5.1 e	3.1 e	10.1 e	3.2 e	2.2 e	3.3 e	2.3 e	2.2 e
Cyprus	423	1.6 e	0.0 e	0.1 e	0.1 e	0.2 e	1.2 e
Estonia	939	0.0 e	0.0 e	0.0 e	0.0 e	0.1 e	0.0 e	0.0 e	0.1 e	0.0 e	0.0 e
Finland	172	0.0 e	0.0 e	0.0 e	1.2 e	0.2 e	0.2 e	0.0 e	0.3 e	0.7 e
France	132	11.9 e	0.3 e	0.1 e	11.3 e	0.1 e	0.4 e	12.5 e	3.9 e	3.1 e	2.2 e	4.0 e	3.2 e
Germany	134	1.2 e	0.0 e	0.1 e	0.0 e	0.0 e	1.0 e	29.0 e	7.5 e	7.5 e	8.9 e	6.6 e	6.0 e
Greece	174	0.0 e	0.0 e	0.0 e	0.0 e	0.0 e	0.0 e	17.3 e	0.7 e	0.4 e	16.2 e	0.2 e	0.5 e
Ireland	178	0.0 e	0.0 e	0.0 e	0.0 e	0.3 e	0.0 e	0.0 e	0.1 e	0.1 e	0.1 e
Italy	136	1.7 e
Latvia	941	0.0 e	0.0 e	0.2 e	0.0 e	0.1 e	0.0 e	0.1 e
Luxembourg	137	0.2 e	0.0 e	0.1 e	0.1 e	0.0 e
Netherlands	138	11.7 e	2.0 e	2.2 e	2.2 e	4.4 e	2.9 e	243.2 e	70.9 e	55.1 e	61.9 e	63.0 e	63.2 e
Portugal	182	0.0 e	0.0 e	1.8 e	1.2 e	0.3 e	0.4 e	0.4 e	0.6 e
Slovak Republic	936	0.4 e	0.1 e	0.2 e	0.1 e	0.1 e	0.1 e
Slovenia	961	0.0 e	0.0 e	1.2 e	0.3 e	0.4 e	0.2 e	0.3 e	0.2 e
Spain	184	48.7 e	4.9 e	5.9 e	10.3 e	15.5 e	16.9 e	12.9 e	33.5 e	2.9 e	3.7 e	3.3 e	3.1 e
Canada	156	0.6 e	0.6 e	2.7 e	2.7 e
Czech Republic	935	0.2 e	0.2 e	0.0 e	0.0 e	0.0 e	0.1 e
Denmark	128	0.1 e	0.0 e	0.0 e	0.1 e	15.2 e	1.3 e	1.1 e	1.3 e	1.7 e	11.1 e
Israel	436	0.1 e	0.1 e	0.3 e	0.3 e
Korea, Republic of	542	0.0 e	0.0 e	0.1 e	0.1 e
Norway	142	0.3 e	0.3 e	0.8 e	0.8 e
Sweden	144	0.1 e	0.0 e	0.0 e	0.0 e	0.0 e	1.3 e	0.6 e	0.2 e	0.4 e	0.2 e	0.5 e
Switzerland	146	530.2 e	132.6 e	132.6 e	132.6 e	132.6 e	26.1 e	26.1 e
United Kingdom	112	0.3 e	0.2 e	0.1 e	0.1 e	0.1 e	0.1 e	14.2 e	13.1 e	4.3 e	3.0 e	4.0 e	3.0 e
United States	111	58.2 e	58.2 e	135.6 e	135.6 e
Emerg. & Dev. Economies	200	289.5	71.9	64.7	70.1	69.9	84.8	295.1	62.9	62.4	66.2	82.1	84.5
Emerg. & Dev. Asia	505	3.8	0.0	0.2	0.8	1.3	1.5	132.9	31.9	30.1	28.1	32.4	42.2
China,P.R.: Mainland	924	0.0 e	0.0 e	6.0 e	6.0 e
Fiji	819	0.0 e	0.0 e	0.0 e	0.0 e	0.0 e	0.0 e	0.1 e	0.0 e	0.0 e	0.0 e	0.0 e	0.0 e
Indonesia	536	1.9 e	0.1 e	0.4 e	0.7 e	0.8 e	4.0 e	0.1 e	0.9 e	1.4 e	1.6 e
Malaysia	548	0.1 e	0.0 e	0.1 e	0.1 e	0.7 e	0.0 e	0.3 e	0.4 e
Papua New Guinea	853	114.0 e	31.8 e	29.5 e	25.8 e	27.9 e	30.7 e
Philippines	566	1.7 e	0.1 e	0.4 e	0.6 e	0.6 e	5.7 e	0.4 e	1.3 e	1.9 e	2.1 e
Thailand	578	0.0 e	0.0 e	0.0 e	2.3 e	0.9 e	1.4 e
Europe	170	8.9	0.0	0.0	0.3	0.0	8.5	9.6	1.4	1.0	1.4	5.3	1.9
Emerg. & Dev. Europe	903	8.9	0.0	0.0	0.3	0.0	8.5	9.6	1.4	1.0	1.4	5.3	1.9
Hungary	944	2.6 e	0.7 e	0.6 e	0.9 e	0.3 e	0.8 e
Poland	964	0.4 e	0.0 e	0.3 e	0.0 e	0.0 e	6.2 e	0.7 e	0.3 e	0.5 e	5.0 e	0.3 e
Turkey	186	8.5 e	8.5 e	0.7 e	0.7 e
Mid East, N Africa, Pak	440	2.5	0.7	0.6	0.7	0.6	0.7	0.1	0.0	0.0	0.0	0.0	0.0
Pakistan	564	0.1 e	0.0 e	0.0 e	0.0 e	0.0 e	0.0 e	0.0 e	0.0 e	0.0 e	0.0 e	0.0 e	0.0 e
Saudi Arabia	456	0.5 e	0.2 e	0.1 e	0.1 e	0.1 e	0.1 e
United Arab Emirates	466	1.8 e	0.5 e	0.4 e	0.5 e	0.4 e	0.5 e
Sub-Saharan Africa	603	14.3	4.9	3.4	3.7	3.5	3.8	72.4	19.0	15.1	17.6	22.8	16.9
Angola	614	0.1 e	0.0 e	0.0 e	0.0 e	0.0 e	0.0 e	67.1 e	17.6 e	13.8 e	16.4 e	21.6 e	15.4 e
Burkina Faso	748	0.6 e	0.1 e	0.1 e	0.2 e	0.1 e	0.2 e
Côte d'Ivoire	662	5.1 e	1.5 e	1.4 e	1.3 e	1.2 e	1.2 e	0.2 e	0.1 e	0.1 e	0.1 e	0.1 e	0.1 e
Gambia, The	648	0.4 e	0.1 e	0.1 e	0.1 e	0.1 e	0.1 e
Ghana	652	0.1 e	0.0 e	0.0 e	0.0 e	0.0 e	0.0 e	0.0 e	0.0 e	0.0 e	0.0 e	0.0 e	0.0 e
Mozambique	688	6.6 e	2.2 e	1.4 e	1.7 e	1.6 e	1.9 e	4.9 e	1.2 e	1.2 e	1.1 e	1.2 e	1.4 e
Namibia	728	0.0 e	0.0 e	0.0 e	0.0 e	0.0 e	0.0 e	0.1 e	0.0 e	0.0 e	0.0 e	0.0 e	0.0 e
Rwanda	714	0.2 e	0.0 e	0.0 e	0.1 e	0.1 e
Senegal	722	0.1 e	0.0 e	0.0 e	0.0 e	0.0 e
Tanzania	738	0.8 e	0.2 e	0.2 e	0.2 e	0.2 e	0.2 e	0.1 e	0.0 e	0.0 e	0.0 e	0.0 e	0.0 e

Curacao (354)

In Millions of U.S. Dollars

		Exports (FOB)						Imports (CIF)					
		2016	2015Q4	2016Q1	2016Q2	2016Q3	2016Q4	2016	2015Q4	2016Q1	2016Q2	2016Q3	2016Q4
Togo	742	0.6 e
Western Hemisphere	205	260.0	66.3	60.5	64.6	64.4	70.4	80.1	10.7	16.2	19.1	21.4	23.4
Antigua and Barbuda	311	0.4 e	0.1 e	0.1 e	0.1 e	0.1 e	0.1 e	8.8 e	0.2 e	2.3 e	2.0 e	2.5 e	2.0 e
Bahamas, The	313	0.5 e	0.2 e	0.1 e	0.2 e	0.1 e	0.1 e	0.0 e	0.0 e	0.0 e	0.0 e	0.0 e	0.0 e
Barbados	316	1.6 e	0.1 e	0.4 e	0.4 e	0.4 e	0.4 e	3.3 e	1.9 e	0.8 e	0.8 e	0.8 e	0.8 e
Belize	339	66.7 e	22.6 e	15.4 e	17.1 e	16.5 e	17.7 e	0.0 e	0.0 e	0.0 e	0.0 e	0.0 e
Brazil	223	4.5 e	4.5 e	1.2 e	1.2 e
Colombia	233	12.9 e	1.4 e	3.1 e	4.0 e	4.4 e	28.5 e	3.2 e	6.8 e	8.9 e	9.6 e
Costa Rica	238	1.9 e	0.5 e	0.4 e	0.5 e	0.5 e	0.5 e	2.5 e	0.6 e	0.6 e	0.7 e	0.6 e	0.6 e
Dominica	321	0.3 e	0.1 e	0.1 e	0.1 e	0.1 e	0.1 e	0.0 e	0.0 e	0.0 e	0.0 e	0.0 e	0.0 e
Dominican Republic	243	36.9 e	9.1 e	8.3 e	9.0 e	9.9 e	9.8 e	17.1 e	4.2 e	4.6 e	4.3 e	4.4 e	3.9 e
El Salvador	253	57.1 e	14.3 e	14.3 e	14.3 e	14.3 e	0.6 e	0.6 e
Guyana	336	2.6 e	8.7 e	0.7 e	0.7 e	0.7 e	0.7 e	1.4 e	0.2 e	0.4 e	0.4 e	0.4 e	0.4 e
Jamaica	343	1.1 e	0.3 e	0.3 e	0.3 e	0.3 e	0.3 e	2.0 e	0.5 e	0.5 e	0.6 e	0.5 e	0.5 e
Montserrat	351	1.5 e	0.1 e	0.6 e	0.5 e	0.1 e	0.4 e
Peru	293	4.8 e	1.0 e	1.1 e	1.3 e	1.4 e
St. Kitts and Nevis	361	0.3 e	0.1 e	0.1 e	0.1 e	0.1 e	0.1 e	0.1 e	0.1 e	0.0 e	0.0 e	0.0 e	0.0 e
St. Lucia	362	1.2 e	0.4 e	0.4 e	0.2 e	0.3 e	0.3 e	0.0 e	0.0 e	0.0 e	0.0 e	0.0 e	0.0 e
St. Vincent & Grens.	364	0.2 e	0.1 e	0.1 e	0.1 e	0.1 e	0.1 e	0.8 e	0.0 e	0.4 e	0.3 e	0.1 e	0.0 e
Suriname	366	68.5 e	23.5 e	17.5 e	17.8 e	16.8 e	16.5 e	1.4 e	0.3 e	0.3 e	0.3 e	0.3 e	0.4 e
Trinidad and Tobago	369	1.5 e	0.4 e	0.4 e	0.3 e	0.4 e	0.3 e	5.6 e	1.6 e	1.6 e	1.3 e	1.3 e	1.4 e
Uruguay	298	1.9 e	1.0 e	0.5 e	0.5 e	0.5 e	0.5 e
Memorandum Items													
Africa	605	14.3	4.9	3.4	3.7	3.5	3.8	72.4	19.0	15.1	17.6	22.8	16.9
Middle East	405	2.4	0.7	0.6	0.6	0.6	0.6	0.0	0.0	0.0	0.0	0.0
European Union	998	87.0	11.0	9.7	27.7	25.3	24.4	373.3	141.2	79.6	103.8	92.3	97.6
Export earnings: fuel	080	16.9	1.1	2.5	4.1	5.0	5.3	101.2	19.3	18.6	24.5	31.7	26.4
Export earnings: nonfuel	092	948.7	81.8	204.4	225.9	222.7	295.6	723.7	183.5	122.4	144.2	137.3	319.9

Cyprus (423)

In Millions of U.S. Dollars

		Exports (FOB)						Imports (CIF)					
		2016	2015Q4	2016Q1	2016Q2	2016Q3	2016Q4	2016	2015Q4	2016Q1	2016Q2	2016Q3	2016Q4
IFS World		1,920.8	423.8	409.7	483.3	493.2	533.7	6,592.6	1,391.7	1,225.0	2,176.0	1,520.9	1,681.2
World	001	1,884.0	399.8	408.7	473.7	484.8	516.8	6,559.4	1,385.1	1,212.3	2,184.7	1,499.6	1,662.7
Advanced Economies	110	970.7	206.5	230.5	263.4	219.3	257.4	5,243.0	1,128.4	958.5	1,837.1	1,160.1	1,287.3
Euro Area	163	481.1	100.4	115.3	131.8	98.1	135.9	4,112.2	847.5	739.8	1,560.2	880.9	931.3
Austria	122	16.4	1.8	4.1	4.2	3.5	4.6	60.5	10.0	7.8	30.1	10.0	12.6
Belgium	124	12.3	1.4	2.7	6.2	1.6	1.8	232.0	52.8	50.6	49.0	74.5	57.9
Estonia	939	2.3	0.9	0.5	0.3	0.9	0.6	7.6	4.1	2.7	2.3	1.7	0.9
Finland	172	4.1	0.3	1.0	1.4	1.0	0.7	19.3	3.9	6.1	3.4	2.4	7.3
France	132	27.1	4.4	4.3	3.3	3.6	15.9	310.9	49.5	56.2	96.7	84.7	73.3
Germany	134	42.3	6.5	9.1	14.5	9.0	9.7	1,087.6	115.5	106.1	752.0	106.0	123.4
Greece	174	239.8	55.0	59.6	65.7	53.4	61.1	1,399.9	366.5	289.9	349.6	355.8	404.6
Ireland	178	3.9	0.6	1.2	1.1	0.9	0.7	19.6	3.8	4.0	4.6	5.5	5.5
Italy	136	19.4	5.5	5.5	5.5	3.9	4.4	435.9	111.4	98.8	114.7	111.2	111.2
Latvia	941	2.6	0.6	0.7	0.8	0.4	0.6	6.8	1.3	1.3	3.0	1.6	1.0
Lithuania	946	7.6	1.5	2.3	1.3	1.5	2.6	8.0	1.7	2.1	1.9	1.4	2.6
Luxembourg	137	0.1	0.0	0.0	0.1	0.0	11.1	0.5	1.9	2.5	1.6	5.1
Malta	181	10.1	1.9	1.9	4.0	1.3	2.9	2.4	1.4	0.5	0.5	0.5	0.9
Netherlands	138	20.1	4.8	4.5	6.6	4.2	4.9	242.9	58.0	49.7	72.6	58.3	62.4
Portugal	182	1.3	0.5	0.2	0.3	0.4	0.5	17.2	5.3	4.4	4.6	3.9	4.3
Slovak Republic	936	43.7	12.5	13.9	12.8	9.3	7.6	13.7	3.9	3.5	2.9	2.9	4.3
Slovenia	961	17.0	0.1	0.7	0.2	0.9	15.2	9.5	2.1	2.2	2.8	2.2	2.3
Spain	184	11.0	2.2	3.2	3.4	2.2	2.1	227.3	55.9	52.0	67.0	56.6	51.7
Australia	193	18.8	4.6	4.4	5.1	4.4	4.8	3.1	0.9	0.7	1.1	0.9	0.5
Canada	156	2.8	0.6	1.5	0.5	0.6	0.3	6.8	1.6	1.9	1.6	1.7	1.5
China,P.R.: Hong Kong	532	15.8	3.3	3.5	4.7	4.0	3.6	17.8	3.9	4.4	4.5	4.0	4.9
China,P.R.: Macao	546	0.1	0.1	0.0	0.0	0.0	0.1	0.0	0.0	0.0	0.0	0.0
Czech Republic	935	43.6	8.7	8.3	12.9	17.5	4.8	34.8	7.5	7.2	8.8	7.5	11.2
Denmark	128	9.0	1.0	2.4	2.7	2.5	1.4	29.1	6.7	5.5	7.6	8.2	7.8
Iceland	176	0.1	0.0	0.0	0.0	0.1	0.0	0.2	0.0	0.2	0.0	0.0
Israel	436	111.5	31.0	28.7	25.1	27.3	30.4	255.1	62.5	41.3	67.3	79.8	66.6
Japan	158	0.6	0.3	0.2	0.1	0.1	0.3	65.0	16.0	14.3	18.2	16.7	15.9
Korea, Republic of	542	6.2	0.5	1.5	1.3	1.3	2.1	25.0	6.6	7.5	6.5	6.1	4.9
New Zealand	196	1.3	0.2	0.2	0.3	0.4	0.5	10.5	1.3	2.0	4.0	3.3	1.1
Norway	142	2.0	0.3	0.7	0.7	0.4	0.2	9.2	18.7	4.5	2.5	0.6	1.6
San Marino	135	0.2	0.0	0.0	0.1	0.0	0.1
Singapore	576	10.6	1.9	2.4	3.0	2.4	2.9	9.5	1.5	2.0	3.0	2.3	2.2
Sweden	144	28.0	4.3	5.7	9.0	5.8	7.5	36.8	8.1	7.2	8.0	10.8	10.8
Switzerland	146	34.9	6.0	5.0	8.3	6.1	15.5	44.3	8.8	14.0	10.1	9.7	10.4
Taiwan Prov.of China	528	4.5	0.6	0.8	1.0	1.7	1.0	27.0	7.0	5.7	6.7	6.2	8.4
United Kingdom	112	147.0	37.2	31.0	49.7	32.0	34.3	424.6	118.9	87.4	104.5	110.2	122.5
United States	111	52.7	5.5	19.0	7.3	14.6	11.9	131.7	11.0	12.9	22.4	11.1	85.4
Emerg. & Dev. Economies	200	610.4	122.5	128.8	127.3	163.9	190.4	1,129.1	252.4	226.3	285.5	309.5	307.8
Emerg. & Dev. Asia	505	103.4	26.7	25.6	26.1	21.6	30.1	439.0	98.9	96.2	117.8	126.4	98.6
Bangladesh	513	1.5	0.6	0.3	0.2	0.8	0.2	3.7	1.0	0.4	1.6	0.9	0.8
Brunei Darussalam	516	0.1	0.0	0.0	0.0	0.0	0.0	18.5	18.5	0.0
Cambodia	522	1.4	0.4	0.4	0.2	0.3	0.5	0.5	0.1	0.1	0.1	0.2	0.1
China,P.R.: Mainland	924	42.3	10.6	11.8	11.1	7.0	12.3	264.6	62.9	62.2	72.4	69.1	60.9
Fiji	819	0.1	0.0	0.0	0.0	0.0	0.0
F.T. French Polynesia	887	0.1	0.0	0.0	0.0	0.0	0.0
India	534	9.6	3.5	2.9	2.4	2.3	1.9	60.9	17.1	13.0	17.5	13.8	16.6
Indonesia	536	3.3	0.6	0.7	0.9	0.7	1.1	12.9	2.6	4.0	3.9	2.7	2.3
Malaysia	548	6.8	1.0	1.2	1.4	0.7	3.5	10.4	2.3	2.1	2.5	2.9	2.9
Maldives	556	0.5	0.1	0.1	0.2	0.1	0.2	0.0	0.0
Mongolia	948	0.4	0.3	0.0	0.3	0.0	0.1
Myanmar	518	0.9	0.2	0.2	0.1	0.4	0.2	0.1	0.1	0.0	0.0	0.0
Nepal	558	0.1	0.0	0.0	0.0	0.0	0.1	0.0	0.0	0.0	0.0	0.0	0.0
Papua New Guinea	853	0.2	0.0	0.0	0.0	0.0	0.1
Philippines	566	2.2	0.6	0.6	0.5	0.5	0.5	3.1	0.5	0.6	1.2	0.9	0.5
Solomon Islands	813	0.1	0.1	0.0	0.0
Sri Lanka	524	3.0	0.8	0.6	0.9	0.8	0.7	1.2	0.3	0.2	0.3	0.3	0.3

Cyprus (423)

In Millions of U.S. Dollars

		Exports (FOB)						Imports (CIF)					
		2016	2015Q4	2016Q1	2016Q2	2016Q3	2016Q4	2016	2015Q4	2016Q1	2016Q2	2016Q3	2016Q4
Thailand	578	10.1	2.6	2.4	3.1	2.3	2.2	23.0	5.0	4.8	7.5	6.5	4.3
Timor-Leste	537	0.1	0.0	0.0	0.0
Vietnam	582	20.7	5.3	4.3	4.6	5.6	6.3	40.0	7.0	8.8	10.8	10.6	9.8
Europe	170	94.4	21.1	23.0	21.7	20.8	28.9	403.0	105.9	91.1	91.8	88.7	131.3
Emerg. & Dev. Europe	903	71.0	15.0	17.8	13.7	17.5	22.0	254.6	63.3	60.8	78.9	62.8	52.1
Albania	914	2.2	0.1	0.2	0.6	0.9	0.5	0.1	0.0	0.0	0.0	0.1
Bosnia and Herzegovina	963	1.3	0.5	0.4	0.2	0.4	0.3	1.3	0.1	0.0	0.1	1.2	0.0
Bulgaria	918	10.3	1.9	2.9	2.7	2.5	2.3	58.3	11.0	11.7	18.5	13.1	15.0
Croatia	960	3.3	0.6	1.1	1.2	0.4	0.7	12.4	1.7	8.3	1.9	2.0	0.2
Gibraltar	823	0.0	0.0	0.0	0.0	0.0	0.0	0.0	0.5	0.0
Hungary	944	1.0	0.3	0.4	0.4	0.1	0.1	18.9	5.2	4.6	6.8	4.3	3.2
Kosovo	967	0.6	0.3	0.0	0.2	0.3	0.2
Macedonia, FYR	962	2.5	0.5	0.6	0.5	0.8	0.5	1.3	0.4	0.3	0.2	0.3	0.5
Montenegro	943	3.3	0.0	2.2	0.4	0.7	0.0	0.0	0.0	0.0	0.0
Poland	964	17.2	5.7	4.8	3.0	7.4	2.0	48.2	9.5	9.8	14.1	12.9	11.4
Romania	968	26.1	3.8	4.4	4.0	3.5	14.3	69.7	27.0	17.9	24.5	13.4	13.8
Serbia, Republic of	942	3.1	1.2	0.8	0.6	0.6	1.1	19.0	3.6	3.0	6.1	6.3	3.6
Turkey	186	0.1	0.0	0.0	0.0	0.1	0.0	25.3	4.3	5.2	6.7	9.2	4.2
CIS	901	23.4	6.1	5.2	8.0	3.2	6.9	148.4	42.6	30.3	12.9	25.9	79.2
Armenia	911	0.7	0.2	0.1	0.2	0.2	0.2	0.0	0.0	0.0	0.0	0.0
Azerbaijan, Rep. of	912	0.5	0.0	0.1	0.2	0.2	0.1	19.5	0.0	19.5
Belarus	913	1.0	0.1	0.7	0.1	0.1	0.1	0.3	0.2	0.1	0.0	0.2	0.0
Georgia	915	0.8	0.1	0.2	0.2	0.3	0.2	0.4	0.1	0.0	0.1	0.1	0.2
Kazakhstan	916	1.0	0.1	0.5	0.1	0.0	0.3	2.1	0.0	1.4	0.7	0.0
Moldova	921	0.8	0.1	0.2	0.2	0.1	0.4	16.0	2.3	2.4	1.9	8.1	3.6
Russian Federation	922	11.3	3.2	1.4	4.6	1.6	3.6	82.6	30.7	15.8	4.3	11.1	51.4
Turkmenistan	925	0.2	0.1	0.1
Ukraine	926	7.1	2.3	2.1	2.3	0.7	2.0	27.5	9.4	10.4	6.0	6.6	4.5
Uzbekistan	927	0.1	0.0	0.0	0.0	0.0	0.1	0.0	0.0	0.0
Mid East, N Africa, Pak	440	373.5	64.2	71.2	70.8	111.4	120.0	164.4	25.3	24.0	31.1	52.5	56.9
Afghanistan, I.R. of	512	0.2	0.0	0.1	0.1	0.0	0.0	0.0	0.0
Algeria	612	32.5	3.7	0.7	0.8	14.6	16.5	5.2	1.1	1.8	0.0	0.9	2.5
Bahrain, Kingdom of	419	4.7	0.6	1.4	1.4	1.1	0.9	0.4	2.6	0.1	0.1	0.2	0.0
Djibouti	611	0.1	0.0	0.0	0.0	0.0	0.1
Egypt	469	34.6	5.3	9.0	4.9	15.3	5.3	20.7	5.6	4.2	7.3	4.3	5.0
Iran, I.R. of	429	6.7	2.4	1.7	1.3	1.4	2.3	0.7	0.1	0.2	0.1	0.1	0.3
Iraq	433	8.4	1.8	1.4	1.9	1.3	3.8	0.0	0.0	0.0	0.0	0.0	0.0
Jordan	439	9.9	3.0	2.4	2.0	2.5	3.1	0.9	0.5	0.2	0.4	0.2	0.2
Kuwait	443	6.1	1.9	1.6	1.3	1.6	1.6	4.4	0.9	0.7	1.2	1.6	0.9
Lebanon	446	25.2	20.5	4.1	4.4	10.3	6.4	11.3	3.2	2.7	2.8	2.5	3.4
Libya	672	144.7	0.6	20.9	31.5	31.1	61.1	12.1	0.0	4.9	5.1	0.0	2.0
Mauritania	682	0.1	0.1	0.1	0.0	0.0	0.4	0.3	0.1
Morocco	686	1.7	0.4	0.2	0.2	1.1	0.2	2.0	0.1	0.9	0.5	0.4	0.2
Oman	449	4.8	1.0	1.4	1.1	1.1	1.2	0.5	0.1	0.1	0.1	0.3	0.1
Pakistan	564	2.8	3.2	0.9	0.8	0.3	0.8	4.7	1.1	0.6	1.9	1.0	1.2
Qatar	453	4.9	2.4	1.2	1.5	1.2	0.9	1.0	0.3	0.1	0.3	0.4	0.2
Saudi Arabia	456	38.7	6.3	4.8	7.0	21.8	5.1	21.0	4.3	1.9	4.2	7.8	7.1
Somalia	726	1.6	0.5	0.3	0.5	0.4	0.4
Sudan	732	7.6	3.5	2.5	2.0	0.2	2.9	0.0	0.0	0.0
Syrian Arab Republic	463	0.8	0.5	0.2	0.1	0.1	0.4	1.1	0.5	0.3	0.2	0.2	0.3
Tunisia	744	3.9	0.9	1.8	0.4	1.1	0.7	10.8	0.1	0.2	0.5	9.6	0.6
United Arab Emirates	466	32.5	5.3	14.2	7.7	4.5	6.0	67.1	4.7	4.7	6.5	23.1	32.8
West Bank and Gaza	487	0.1	0.0	0.0	0.0	0.1
Yemen, Republic of	474	1.2	0.3	0.5	0.1	0.3	0.4
Sub-Saharan Africa	603	28.2	7.3	7.2	7.1	6.9	6.9	15.4	3.0	3.1	3.8	4.5	4.0
Angola	614	0.1	0.1	0.0	0.1	0.0	0.0	0.0	0.0
Botswana	616	1.8	0.6	0.4	0.2	0.6	0.6	0.4	0.1	0.1	0.2	0.1
Cameroon	622	0.6	0.6	0.0	0.0	0.0	0.5	0.3	0.3	0.1	0.0	0.1	0.1
Central African Rep.	626	0.1	0.1	0.0	0.0	0.1	0.0	0.0
Chad	628	0.0	0.2	0.0	0.0

Cyprus (423)

In Millions of U.S. Dollars

		Exports (FOB)						Imports (CIF)					
		2016	2015Q4	2016Q1	2016Q2	2016Q3	2016Q4	2016	2015Q4	2016Q1	2016Q2	2016Q3	2016Q4
Congo, Dem. Rep. of	636	0.5	0.1	0.4	0.0	0.0	0.1	0.5	0.0	0.0	0.1	0.3	0.1
Congo, Republic of	634	0.1	0.0	0.0	0.0	0.1	0.1	0.0	0.0	0.1	0.0
Côte d'Ivoire	662	0.2	0.1	0.0	0.0	0.0	0.1	0.1	0.1	0.0	0.1
Eritrea	643	0.3	0.1	0.0	0.1	0.1
Ethiopia	644	5.5	0.8	0.9	1.9	1.9	0.7	0.1	0.1	0.0	0.0	0.0
Gabon	646	0.1	0.0	0.0	0.0
Gambia, The	648	0.0	0.1	0.0	0.0
Ghana	652	0.5	0.1	0.0	0.0	0.3	0.2	0.1	0.0	0.0	0.0	0.0	0.0
Guinea	656	0.2	0.1	0.0	0.1	0.0	0.1
Kenya	664	2.1	0.2	0.4	0.9	0.3	0.5	2.3	0.3	0.4	0.4	0.7	0.8
Liberia	668	0.1	0.0	0.0	0.0	0.0	0.0	0.0	0.0
Madagascar	674	0.2	0.2	0.0	0.0	0.0	0.1	0.1	0.1	0.1	0.0	0.0	0.0
Mali	678	0.2	0.0	0.0	0.0	0.1
Mauritius	684	1.8	0.1	0.4	0.3	0.9	0.2	0.1	0.0	0.0	0.0	0.0	0.0
Mozambique	688	0.1	0.2	0.0	0.1	0.0	0.0	0.0	0.0	0.0	0.0
Namibia	728	0.1	0.0	0.0	0.0	0.0	1.3	0.3	0.3	0.5	0.3	0.2
Niger	692	0.4	0.2	0.1	0.2	0.0	0.0
Nigeria	694	2.7	1.1	1.3	0.9	0.2	0.4	0.6	0.1	0.2	0.1	0.2	0.1
Rwanda	714	0.2	0.0	0.1	0.0	0.0	0.0	0.0	0.0
Senegal	722	0.1	0.0	0.0	0.0	1.4	0.2	0.4	0.4	0.3	0.3
Seychelles	718	0.9	0.1	0.2	0.2	0.2	0.3	0.4	0.1	0.1	0.1	0.2	0.0
Sierra Leone	724	0.1	0.0	0.1
South Africa	199	2.9	0.8	1.1	0.5	0.7	0.6	6.6	1.4	1.3	1.8	1.7	1.9
South Sudan, Rep. of	733	0.6	0.2	0.2	0.2	0.2	0.1
Tanzania	738	3.0	0.9	0.7	0.7	0.5	1.1	0.4	0.0	0.1	0.3	0.0
Uganda	746	1.4	0.3	0.4	0.4	0.3	0.3	0.4	0.0	0.2	0.1	0.0	0.1
Zambia	754	0.1	0.0	0.0	0.0	0.0	0.0	0.0	0.0	0.0
Zimbabwe	698	1.2	0.2	0.1	0.2	0.4	0.5	0.0	0.0
Western Hemisphere	205	11.0	3.2	1.8	1.4	3.3	4.5	107.4	19.3	12.0	41.0	37.4	17.0
Antigua and Barbuda	311	0.4	0.1	0.1	0.1	0.1	0.2	0.0
Argentina	213	0.2	0.1	0.1	0.0	0.1	0.1	28.7	12.2	4.5	8.7	10.3	5.2
Aruba	314	0.1	0.0	0.0	0.0	0.0
Bahamas, The	313	0.1	0.0	0.0	0.0	0.0	0.0	0.0	0.0
Barbados	316	0.4	0.0	0.2	0.0	0.1	0.1	0.0	0.0
Belize	339	0.1	0.0	0.0	0.1	0.0
Bolivia	218	0.1	0.0	0.0	0.0	0.0	0.1
Brazil	223	0.7	0.1	0.0	0.4	0.0	0.2	17.9	1.7	2.8	4.9	3.8	6.4
Chile	228	0.3	0.3	0.0	0.1	0.1	0.1	2.6	1.0	0.5	0.8	1.0	0.3
Colombia	233	0.1	0.0	0.0	0.1	0.0	17.1	0.2	0.1	0.0	16.9	0.1
Costa Rica	238	0.0	0.0	0.0	0.0	0.0	0.1	0.0	0.0	0.0	0.0	0.0
Curacao	354	1.5	0.0	0.1	0.1	0.2	1.1
Dominica	321	0.1	0.0	0.0	0.0	0.0
Dominican Republic	243	0.7	0.0	0.0	0.0	0.6	0.0	0.2	0.0	0.1	0.0	0.0	0.0
Ecuador	248	0.1	0.0	0.0	0.0	0.0	0.0	4.3	0.7	0.7	1.3	1.2	1.1
Haiti	263	0.1	0.0	0.0	0.0	0.0	0.0	0.0
Honduras	268	0.6	0.5	0.0	0.0	0.0	0.1	0.0	0.0	0.0	0.0	0.0
Jamaica	343	0.1	0.0	0.0	0.0	0.0	0.0	0.0	0.0	0.0	0.0	0.0
Mexico	273	4.5	2.2	0.5	0.1	1.7	2.2	8.0	1.2	1.8	2.3	1.8	2.2
Panama	283	0.1	0.0	0.0	0.0	0.0	0.1	0.4	0.0	0.4	0.0
Paraguay	288	0.0	0.0	0.0	0.0	0.2	0.0	0.1
Peru	293	0.1	0.0	0.0	0.1	0.0	0.0	0.6	0.0	0.0	0.3	0.1	0.2
Sint Maarten	352	0.1	0.0	0.0	0.0	0.0	0.0	0.0	0.0
St. Kitts and Nevis	361	0.1	0.0	0.0	0.0	0.0
St. Vincent & Grens.	364	0.1	0.0	0.0
Suriname	366	0.0	0.1	0.0	0.0
Trinidad and Tobago	369	0.2	0.1	0.1	0.0	0.1	0.0	0.0	0.0	0.0	0.0
Uruguay	298	0.1	0.0	0.0	0.0	0.0	0.9	0.2	0.1	0.3	0.3	0.1
Venezuela, Rep. Bol.	299	0.0	0.0	0.0	0.0	3.6	2.0	1.2	1.1	1.2
Western Hem. n.s.	399	0.1	0.0	0.0	0.1	22.6	0.0	21.2	1.5

Cyprus (423)

In Millions of U.S. Dollars

		Exports (FOB)						Imports (CIF)					
		2016	2015Q4	2016Q1	2016Q2	2016Q3	2016Q4	2016	2015Q4	2016Q1	2016Q2	2016Q3	2016Q4
Other Countries n.i.e	910	0.5	0.7	0.0	0.1	0.3	0.2	4.0	1.2	0.8	1.1	0.9	1.3
Cuba	928	0.1	0.0	0.0	3.9	1.2	0.7	1.0	0.9	1.2
Korea, Dem. People's Rep.	954	0.5	0.7	0.0	0.1	0.2	0.1	0.0	0.0	0.0	0.0	0.0	0.0
Special Categories	899	229.2	60.9	36.9	61.1	71.9	59.4
Countries & Areas n.s.	898	73.1	9.1	12.4	21.8	29.5	9.4	183.2	3.1	26.7	61.0	29.2	66.4
Memorandum Items													
Africa	605	75.0	16.1	12.6	10.8	24.2	27.5	33.8	4.4	6.4	4.8	15.4	7.2
Middle East	405	323.1	52.0	64.7	66.2	93.7	98.6	141.3	22.8	20.1	28.2	40.6	52.4
European Union	998	766.6	163.8	176.2	217.4	169.8	203.3	4,845.1	1,043.1	899.4	1,754.9	1,063.3	1,127.4
Export earnings: fuel	080	302.2	31.4	53.3	61.8	82.6	104.5	260.8	47.8	34.1	25.1	82.2	119.3
Export earnings: nonfuel	092	1,581.8	368.3	355.3	411.9	402.2	412.4	6,298.6	1,337.3	1,178.2	2,159.6	1,417.4	1,543.4

Czech Republic (935)

In Millions of U.S. Dollars

		Exports (FOB)						Imports (CIF)					
		2016	2015Q4	2016Q1	2016Q2	2016Q3	2016Q4	2016	2015Q4	2016Q1	2016Q2	2016Q3	2016Q4
IFS World		162,772.3	41,281.4	40,819.7	42,570.1	38,879.5	40,503.0	142,782.3	37,333.2	35,048.2	36,669.9	34,622.6	36,441.6
World	001	162,795.6	41,275.7	40,823.8	42,569.6	38,881.8	40,520.4	142,822.5	37,328.5	35,051.7	36,669.5	34,624.7	36,476.5
Advanced Economies	110	129,206.9	32,825.7	32,941.1	33,792.5	30,630.9	31,842.4	102,108.7	26,011.6	24,692.3	26,500.3	24,920.9	25,995.2
Euro Area	163	106,147.0	26,896.0	26,970.4	27,747.2	25,144.5	26,284.9	86,011.4	22,027.7	20,777.0	22,342.3	21,004.1	21,887.9
Austria	122	6,893.4	1,727.9	1,641.4	1,780.1	1,725.1	1,746.8	5,676.6	1,496.2	1,329.1	1,471.7	1,406.5	1,469.4
Belgium	124	3,783.4	903.6	979.9	998.3	866.3	938.9	3,377.0	817.7	860.1	880.1	810.3	826.5
Cyprus	423	109.9	25.9	27.8	32.9	24.0	25.2	75.9	19.2	17.1	18.6	20.3	19.8
Estonia	939	262.3	60.3	57.3	75.3	64.3	65.3	98.5	17.7	22.2	25.5	25.0	25.9
Finland	172	857.2	231.0	234.1	237.3	178.7	207.1	349.9	92.5	83.0	94.0	86.5	86.4
France	132	8,447.7	2,095.0	2,124.3	2,267.4	1,980.7	2,075.4	4,534.5	1,084.8	1,123.9	1,194.4	1,078.6	1,137.6
Germany	134	52,685.7	13,277.3	13,316.5	13,563.6	12,785.2	13,020.4	43,651.5	10,854.1	10,512.0	11,425.4	10,808.0	10,906.1
Greece	174	339.0	88.9	83.8	94.2	84.1	76.9	194.4	46.6	48.2	51.1	47.4	47.7
Ireland	178	668.7	184.5	255.6	164.0	88.3	160.7	1,506.4	553.8	351.0	318.8	305.0	531.7
Italy	136	6,947.1	1,479.2	1,731.6	1,909.7	1,637.2	1,668.7	5,871.2	1,442.4	1,386.6	1,586.8	1,436.8	1,461.0
Latvia	941	267.3	62.2	63.3	68.6	77.7	57.7	140.0	28.9	25.7	30.5	41.1	42.7
Lithuania	946	512.2	126.5	108.0	127.8	140.8	135.6	242.7	65.2	62.3	60.5	58.1	61.8
Luxembourg	137	212.4	41.8	50.2	59.5	50.9	51.8	271.4	74.9	67.1	73.8	62.4	68.2
Malta	181	41.9	8.5	12.2	13.4	8.4	8.0	40.1	17.2	17.9	10.0	7.1	5.1
Netherlands	138	4,657.4	1,189.7	1,164.3	1,199.5	1,065.3	1,228.3	7,584.9	2,049.1	1,907.8	1,865.1	1,854.8	1,957.2
Portugal	182	530.9	123.6	139.5	147.9	120.0	123.5	327.6	86.7	85.0	96.8	73.6	72.3
Slovak Republic	936	13,644.3	3,986.3	3,609.6	3,540.6	3,095.3	3,398.9	8,957.6	2,491.2	2,124.0	2,304.8	2,153.9	2,374.9
Slovenia	961	706.8	175.5	174.2	182.2	170.6	179.7	769.6	179.2	175.4	202.2	192.7	199.3
Spain	184	4,579.5	1,108.1	1,197.0	1,285.0	981.6	1,116.0	2,341.6	610.3	578.7	632.2	536.3	594.4
Australia	193	429.4	152.6	84.4	112.1	121.1	111.8	76.9	18.9	20.3	20.8	18.6	17.2
Canada	156	250.0	61.5	59.1	62.4	66.2	62.3	143.6	26.4	28.3	28.8	46.8	39.6
China,P.R.: Hong Kong	532	280.1	78.7	78.6	66.2	68.4	66.9	1,271.6	332.1	297.2	321.3	311.5	341.6
China,P.R.: Macao	546	6.5	1.9	1.4	1.4	1.6	2.1	3.6	0.8	0.7	0.5	1.3	1.1
Denmark	128	1,628.8	408.8	409.8	424.8	390.1	404.1	864.5	233.8	214.3	230.3	204.7	215.2
Iceland	176	60.1	14.9	12.8	22.7	14.5	10.0	1.8	0.9	0.9	0.7	0.2	0.1
Israel	436	968.7	263.7	240.2	286.5	214.0	227.9	146.7	37.1	42.2	37.3	33.9	33.3
Japan	158	930.6	225.5	216.7	225.5	235.6	252.7	1,436.5	289.3	323.7	382.1	360.2	370.5
Korea, Republic of	542	440.5	131.9	100.1	108.1	108.2	124.1	2,667.9	638.5	629.5	729.6	617.2	691.6
New Zealand	196	79.2	22.0	22.5	22.1	17.5	17.2	8.1	16.7	2.6	1.6	2.1	1.9
Norway	142	724.4	185.0	168.8	192.0	173.7	189.9	39.3	11.7	8.7	10.7	8.2	11.7
San Marino	135	1.2	0.4	0.3	0.3	0.4	0.2	0.2	0.0	0.0	0.0	0.1	0.1
Singapore	576	242.1	59.3	72.3	54.7	54.9	60.2	376.9	125.2	121.8	84.3	79.1	91.7
Sweden	144	2,423.9	659.7	643.0	642.9	538.4	599.7	1,190.3	300.3	299.4	327.2	276.3	287.4
Switzerland	146	2,376.1	587.3	579.7	591.8	617.2	587.3	1,184.4	318.2	297.7	308.3	290.7	287.7
Taiwan Prov.of China	528	194.5	47.9	59.7	53.2	39.0	42.5	537.5	125.0	135.0	140.0	130.3	132.2
United Kingdom	112	8,479.2	2,137.2	2,313.7	2,262.0	1,950.9	1,952.7	4,059.0	984.3	971.9	974.7	1,041.1	1,071.3
United States	111	3,544.7	891.5	907.6	916.6	874.7	845.9	2,088.5	524.5	521.2	559.8	494.5	513.0
Emerg. & Dev. Economies	200	33,483.7	8,415.8	7,861.0	8,749.0	8,222.4	8,651.4	39,153.9	11,000.8	9,947.8	9,824.1	9,335.0	10,047.0
Emerg. & Dev. Asia	505	3,316.1	782.4	763.7	862.7	801.5	888.2	12,999.3	4,017.4	3,317.0	3,082.7	3,252.4	3,347.1
Bangladesh	513	42.8	7.9	13.2	12.9	8.6	8.1	124.6	28.3	32.2	28.7	35.2	28.5
Brunei Darussalam	516	0.3	0.1	0.1	0.2	0.0	0.0	0.0	0.0
Cambodia	522	1.7	0.5	0.6	0.3	0.4	0.5	35.2	5.4	9.7	7.4	8.9	9.2
China,P.R.: Mainland	924	1,917.0	459.9	435.1	476.4	467.9	537.6	10,641.6	3,470.5	2,727.6	2,499.7	2,654.9	2,759.4
Fiji	819	0.3	0.0	0.0	0.1	0.1	0.0	0.1	0.0	0.0	0.0	0.0	0.0
F.T. French Polynesia	887	0.3	0.2	0.1	0.1	0.1	0.1
F.T. New Caledonia	839	1.9	1.5	0.5	0.4	0.8	0.3	0.0	0.0
India	534	623.7	132.5	135.3	191.5	140.0	156.9	413.8	94.1	106.8	109.1	106.0	91.9
Indonesia	536	153.1	37.4	52.2	28.5	33.4	39.0	151.7	25.8	26.5	34.9	44.6	45.7
Lao People's Dem.Rep	544	5.9	2.2	0.1	0.5	0.3	5.0	0.6	0.3	0.2	0.2	0.1	0.1
Malaysia	548	186.7	41.8	39.9	47.9	52.4	46.5	491.6	120.1	111.7	121.2	123.3	135.3
Maldives	556	3.5	1.9	0.6	0.6	0.5	1.7	0.3	0.2	0.1	0.1	0.0	0.1
Marshall Islands	867	0.1	0.0	0.0	0.1	0.1	0.1	0.0
Mongolia	948	12.4	3.8	3.7	3.9	3.1	1.8	0.2	0.0	0.0	0.1	0.1	0.0
Myanmar	518	3.5	0.6	0.9	0.3	1.5	0.9	5.2	0.5	1.1	0.9	1.6	1.7
Nepal	558	3.6	0.1	0.9	1.1	0.8	0.7	2.1	0.4	0.3	0.6	0.5	0.6
Papua New Guinea	853	1.3	0.2	0.1	0.0	0.6	0.6	0.0	0.0

Czech Republic (935)

In Millions of U.S. Dollars

		Exports (FOB)						Imports (CIF)					
		2016	2015Q4	2016Q1	2016Q2	2016Q3	2016Q4	2016	2015Q4	2016Q1	2016Q2	2016Q3	2016Q4
Philippines	566	99.3	23.7	22.1	24.9	27.4	24.8	80.9	25.4	17.7	26.0	20.0	17.2
Samoa	862	0.2	0.0	0.1	0.1	0.0
Sri Lanka	524	15.5	3.0	2.9	2.1	5.2	5.3	20.2	5.5	4.6	5.0	5.9	4.8
Thailand	578	146.4	37.6	34.1	42.4	36.1	33.8	839.3	203.2	232.5	199.2	204.1	203.6
Timor-Leste	537	0.1	0.0	0.0
Vanuatu	846	1.2	0.1	0.0	1.2	0.0
Vietnam	582	94.4	27.2	21.4	27.0	22.2	23.9	191.5	37.3	45.9	49.6	47.2	48.8
Asia n.s.	598	0.8	0.2	0.0	0.3	0.0	0.5	0.1	0.0	0.0	0.0	0.0	0.0
Europe	170	25,250.2	6,343.6	5,880.7	6,660.6	6,216.1	6,492.8	25,107.1	6,742.6	6,389.9	6,471.1	5,830.0	6,416.0
Emerg. & Dev. Europe	903	20,547.5	5,131.0	4,924.0	5,475.1	4,987.9	5,160.6	21,277.4	5,461.3	5,454.0	5,463.6	5,052.5	5,307.4
Albania	914	51.4	8.9	12.8	14.1	11.2	13.4	15.3	2.0	2.4	4.4	3.7	4.8
Bosnia and Herzegovina	963	141.6	34.4	34.7	39.0	33.6	34.2	53.6	10.9	11.1	17.5	11.9	13.2
Bulgaria	918	815.6	201.2	191.3	221.7	203.1	199.5	366.2	81.6	76.5	90.5	94.6	104.7
Croatia	960	508.8	123.6	117.5	136.9	130.1	124.2	152.4	31.3	32.3	43.0	34.0	43.1
Faroe Islands	816	2.0	0.4	0.5	0.4	0.6	0.6	0.0
Gibraltar	823	0.3	0.1	0.1	0.1	0.1	0.1	0.1	0.0	0.1	0.0	0.0
Hungary	944	4,671.4	1,201.6	1,113.9	1,223.7	1,169.5	1,164.3	3,929.0	989.0	946.7	1,066.8	948.8	966.7
Kosovo	967	15.1	3.9	2.5	3.2	3.1	6.3	0.6	0.1	0.1	0.0	0.2	0.2
Macedonia, FYR	962	119.4	32.4	35.8	31.5	28.2	23.9	55.0	10.3	9.7	13.0	15.2	17.2
Montenegro	943	48.1	11.7	14.8	13.4	9.7	10.1	1.5	0.7	0.2	0.5	0.6	0.3
Poland	964	9,396.9	2,355.9	2,228.2	2,516.5	2,278.1	2,374.1	13,747.6	3,616.9	3,637.3	3,449.7	3,260.2	3,400.4
Romania	968	2,098.5	526.5	507.1	550.0	518.7	522.7	1,604.0	388.6	396.5	430.1	372.6	404.8
Serbia, Republic of	942	493.9	138.3	117.4	124.4	120.9	131.1	286.8	66.2	71.0	72.2	69.3	74.3
Turkey	186	2,184.5	492.0	547.3	600.2	480.9	556.1	1,065.3	263.6	270.3	275.9	241.4	277.6
CIS	901	4,700.8	1,212.3	956.3	1,185.1	1,227.5	1,331.9	3,829.6	1,281.4	936.0	1,007.5	777.5	1,108.6
Armenia	911	21.2	6.4	4.0	4.4	4.8	8.0	2.5	0.7	0.5	0.5	0.7	0.8
Azerbaijan, Rep. of	912	108.4	15.6	34.8	33.8	14.5	25.3	479.8	242.9	163.5	138.6	9.0	168.7
Belarus	913	193.2	87.6	39.7	59.0	45.6	48.8	102.3	26.4	24.6	34.2	24.0	19.5
Georgia	915	79.8	15.2	14.5	18.2	22.0	25.1	18.3	5.9	4.9	4.5	2.5	6.4
Kazakhstan	916	179.1	42.0	30.2	42.5	54.5	51.9	165.5	56.5	63.2	42.2	18.4	41.7
Kyrgyz Republic	917	6.7	1.2	1.2	1.2	1.0	3.4	0.4	0.0	0.2	0.1	0.0	0.0
Moldova	921	48.5	13.6	10.1	12.9	10.4	15.1	33.0	8.2	8.8	8.4	7.8	7.9
Russian Federation	922	3,076.6	822.0	628.0	789.9	802.9	855.9	2,334.6	780.1	497.2	596.6	534.4	706.3
Tajikistan	923	4.4	1.4	0.6	0.7	1.0	2.1	0.1	0.0	0.1	0.0
Turkmenistan	925	24.6	4.9	2.3	11.1	4.6	6.5	0.5	0.0	0.0	0.1	0.0	0.4
Ukraine	926	889.6	186.3	182.7	194.5	245.4	266.9	689.6	160.0	172.1	181.2	180.3	156.1
Uzbekistan	927	68.8	16.0	8.3	16.9	20.8	22.8	3.1	0.7	1.0	0.9	0.4	0.7
Europe n.s.	884	1.9	0.4	0.4	0.4	0.7	0.4	0.0	0.0	0.0	0.0	0.0	0.0
Mid East, N Africa, Pak	440	2,824.2	758.7	695.1	719.4	672.0	737.8	380.3	73.6	87.1	109.2	85.1	98.9
Afghanistan, I.R. of	512	8.5	0.9	6.5	1.0	0.4	0.6	0.6	0.0	0.0	0.5	0.0	0.0
Algeria	612	142.8	56.9	57.1	40.2	24.1	21.4	1.0	0.0	0.6	0.0	0.0	0.3
Bahrain, Kingdom of	419	21.4	7.7	4.8	3.5	6.9	6.3	13.8	3.5	3.5	3.7	3.3	3.3
Djibouti	611	0.4	0.0	0.0	0.1	0.2	0.1	0.9	0.2	0.1	0.3	0.2	0.3
Egypt	469	332.3	62.9	83.4	85.7	83.1	80.0	58.3	9.0	15.4	15.7	12.5	14.6
Iran, I.R. of	429	59.8	12.2	8.6	14.7	16.4	20.1	3.3	0.7	1.1	0.6	0.8	0.8
Iraq	433	127.3	45.0	25.4	35.1	47.6	19.2	0.0	0.0	0.0	0.0	0.0
Jordan	439	57.2	6.7	7.3	7.6	11.8	30.6	0.5	0.4	0.1	0.1	0.0	0.2
Kuwait	443	78.0	23.2	13.2	25.1	15.9	23.8	0.2	0.1	0.1	0.1	0.0	0.0
Lebanon	446	67.5	12.4	14.9	16.5	17.9	18.1	1.4	0.6	0.2	0.2	0.7	0.2
Libya	672	4.0	0.5	0.3	1.0	0.8	2.0	0.4	0.2	0.2	0.2	0.0	0.0
Mauritania	682	1.2	0.2	0.0	0.5	0.2	0.5
Morocco	686	253.8	46.5	57.5	60.3	56.8	79.1	43.4	7.2	9.9	10.0	11.1	12.4
Oman	449	94.4	28.4	18.2	30.1	11.0	35.1	10.4	3.0	3.7	2.1	2.2	2.3
Pakistan	564	72.7	18.2	13.8	15.9	15.7	27.3	76.4	17.4	18.5	20.0	19.1	18.8
Qatar	453	105.5	30.1	23.1	28.9	22.1	31.4	7.8	1.8	1.6	2.8	1.6	1.8
Saudi Arabia	456	446.4	174.3	119.4	118.9	102.0	106.1	39.5	4.0	3.6	20.7	3.3	11.8
Somalia	726	0.2	0.0	0.1	0.1	0.0	0.0
Sudan	732	8.6	3.1	2.7	1.4	0.7	3.7	0.0	0.0	0.0	0.0
Syrian Arab Republic	463	5.0	2.7	1.3	1.1	0.8	1.8	0.0	0.0	0.0	0.0
Tunisia	744	128.6	27.6	34.5	34.2	28.0	31.9	63.2	12.7	15.7	17.6	14.4	15.6

Czech Republic (935)

In Millions of U.S. Dollars

		Exports (FOB)						Imports (CIF)					
		2016	2015Q4	2016Q1	2016Q2	2016Q3	2016Q4	2016	2015Q4	2016Q1	2016Q2	2016Q3	2016Q4
United Arab Emirates	466	792.6	198.1	202.5	193.8	202.4	194.0	59.1	13.0	12.6	14.5	15.7	16.3
West Bank and Gaza	487	15.7	1.1	0.4	3.6	7.3	4.4
Yemen, Republic of	474	0.3	0.0	0.1	0.0	0.2
Sub-Saharan Africa	603	764.7	193.4	193.5	185.4	195.2	190.7	201.1	46.0	50.9	45.7	51.9	52.6
Angola	614	16.9	3.3	0.9	8.1	4.4	3.4	0.0	0.0	0.0	0.0
Benin	638	2.1	0.4	0.2	1.0	0.3	0.6	0.0	0.0	0.0	0.0
Botswana	616	0.8	0.0	0.0	0.2	0.0	0.6	0.0	0.0	0.0
Burkina Faso	748	3.1	2.2	0.8	0.3	1.6	0.5	0.0	0.0
Burundi	618	0.2	0.0	0.0	0.0	0.0	0.1
Cabo Verde	624	0.2	0.1	0.0	0.2	0.0	0.0	0.0	0.0	0.0
Cameroon	622	7.0	2.2	0.9	2.0	2.0	2.1	5.2	0.3	1.1	1.3	1.4	1.4
Central African Rep.	626	0.3	0.0	0.2	0.0	0.0	0.1	0.0	0.0	0.0
Chad	628	0.3	0.1	0.0	0.0	0.1	0.1
Congo, Dem. Rep. of	636	4.0	1.4	0.6	0.6	0.7	2.1	0.0	0.0	0.0
Congo, Republic of	634	6.8	0.9	0.9	0.6	0.5	4.8	3.1	0.3	0.8	1.3	0.5	0.4
Côte d'Ivoire	662	13.7	7.3	3.9	4.6	2.0	3.1	19.4	4.1	5.4	5.4	4.4	4.3
Equatorial Guinea	642	0.2	0.5	0.1	0.1	0.0	0.0	0.7	1.6	0.7	0.0
Ethiopia	644	22.0	7.9	5.5	5.5	9.3	1.8	1.7	3.2	0.6	0.3	0.2	0.6
Gabon	646	2.1	1.8	0.8	0.5	0.6	0.3	0.0	0.8	0.0	0.0
Gambia, The	648	0.1	0.0	0.0	0.0	0.0	0.0
Ghana	652	23.5	5.4	4.3	6.8	6.9	5.5	0.4	0.1	0.1	0.1	0.2	0.1
Guinea	656	2.1	0.6	0.5	0.3	0.5	0.8	0.0	0.0	0.0	0.0	0.0
Kenya	664	22.6	3.9	5.6	6.8	6.0	4.2	2.4	1.3	0.4	0.5	0.6	0.9
Lesotho	666	1.5	0.0	0.0	0.0	1.5	0.0	0.0	0.0
Liberia	668	1.6	2.1	0.2	0.1	0.1	1.2	5.0	0.4	0.9	2.6	1.4	0.1
Madagascar	674	1.3	0.4	0.3	0.5	0.3	0.2	0.4	0.1	0.1	0.1	0.1	0.1
Malawi	676	0.5	0.1	0.1	0.0	0.3	0.1	5.8	0.7	0.7	0.9	1.9	2.3
Mali	678	25.4	9.3	3.2	7.2	5.7	9.4	0.0	0.0	0.0	0.0
Mauritius	684	6.7	1.8	1.3	1.6	2.5	1.4	12.3	3.4	3.4	2.6	3.2	3.1
Mozambique	688	0.6	0.2	0.3	0.0	0.1	0.2	1.1	0.1	0.1	0.4	0.3	0.3
Namibia	728	2.4	0.9	1.3	0.3	0.5	0.4	0.2	0.0	0.0	0.0	0.1	0.0
Niger	692	3.7	0.3	1.1	2.5	0.1	0.0	0.0	0.0
Nigeria	694	42.6	15.4	9.4	11.2	9.8	12.2	9.4	0.6	4.4	1.7	1.8	1.5
Rwanda	714	8.7	0.5	0.7	3.1	4.8	0.1	0.5	0.1	0.1	0.1	0.3
São Tomé & Príncipe	716	0.1	0.1	0.0	0.0
Senegal	722	9.3	6.4	1.0	2.3	2.3	3.6	0.1	0.0	0.1	0.0
Seychelles	718	1.7	0.4	0.3	0.7	0.5	0.2	0.0	0.0	0.0
Sierra Leone	724	0.2	0.0	0.1	0.1	0.0	0.0	0.3	0.3	0.1	0.2	0.0	0.0
South Africa	199	473.4	106.9	119.1	108.5	122.5	123.1	128.3	27.8	30.7	27.3	34.7	35.5
South Sudan, Rep. of	733	0.1	0.3	0.0	0.0
Swaziland	734	0.1	0.1	0.0	0.0	0.0	0.0	0.0	0.0	0.0
Tanzania	738	11.0	1.9	1.9	3.2	3.1	2.8	4.3	0.7	1.2	0.9	0.8	1.3
Togo	742	4.7	1.8	0.3	2.3	1.3	0.7	0.1	0.0	0.0	0.0	0.1
Uganda	746	36.7	5.9	25.6	2.9	3.9	4.3	0.4	0.1	0.0	0.0	0.2	0.2
Zambia	754	2.5	0.5	1.2	0.7	0.2	0.4	0.0	0.0	0.0	0.0	0.0	0.0
Zimbabwe	698	1.7	0.4	0.7	0.3	0.4	0.3	0.1	0.0	0.0	0.1
Western Hemisphere	205	1,328.6	337.7	328.0	321.0	337.7	341.9	466.2	121.1	102.8	115.3	115.6	132.4
Anguilla	312	0.0	0.2	0.0	0.0	0.0	0.0
Antigua and Barbuda	311	0.1	0.0	0.0	0.0	0.0	0.0
Argentina	213	91.1	20.3	20.4	22.5	18.1	30.0	88.2	20.6	20.3	25.8	18.7	23.3
Aruba	314	0.1	0.0	0.0	0.1	0.0	0.0
Bahamas, The	313	0.1	0.2	0.1	0.0	0.0	0.0	0.0	0.0
Barbados	316	0.2	0.1	0.0	0.0	0.1	0.1	3.1	0.9	0.5	0.7	0.5	1.5
Belize	339	3.0	0.6	0.7	1.3	0.6	0.4
Bermuda	319	0.0	0.1	0.0	0.0	0.0	0.0	0.0	0.0	0.0
Bolivia	218	5.2	1.4	0.9	0.8	1.8	1.7	0.2	0.0	0.1	0.1	0.0	0.0
Brazil	223	260.5	59.1	68.0	61.5	70.0	60.9	62.7	10.0	14.2	10.7	10.4	27.4
Chile	228	75.0	19.3	13.1	14.6	17.7	29.5	13.3	2.5	2.8	3.9	3.3	3.3
Colombia	233	31.8	10.3	8.4	8.1	7.6	7.8	3.4	1.1	0.9	0.7	1.1	0.7
Costa Rica	238	7.1	1.9	2.2	1.3	1.9	1.7	1.5	0.2	0.4	0.4	0.3	0.3

Czech Republic (935)

In Millions of U.S. Dollars

		Exports (FOB)						Imports (CIF)					
		2016	2015Q4	2016Q1	2016Q2	2016Q3	2016Q4	2016	2015Q4	2016Q1	2016Q2	2016Q3	2016Q4
Curacao	354	0.2	0.2	0.0	0.0	0.0	0.1
Dominica	321	0.2	0.2	0.0
Dominican Republic	243	13.8	6.5	3.5	3.4	2.3	4.5	1.7	0.3	0.2	0.3	0.6	0.6
Ecuador	248	13.1	3.3	2.1	3.7	2.6	4.7	6.8	2.1	1.9	2.3	1.8	0.8
El Salvador	253	43.4	16.9	12.3	7.9	13.2	10.0	12.3	2.8	2.4	3.1	3.2	3.6
Falkland Islands	323	0.1	0.0	0.1
Greenland	326	0.8	0.2	0.2	0.1	0.4	0.2
Guatemala	258	7.5	2.3	1.4	2.6	2.3	1.3	0.1	0.1	0.0	0.0	0.1	0.0
Guyana	336	0.2	0.0	0.1	0.0	0.1	0.0	0.0	0.0	0.0	0.0
Haiti	263	0.2	0.0	0.1	0.0	0.0	0.0	0.0	0.0	0.0
Honduras	268	9.4	2.5	2.4	2.3	2.6	2.2	2.4	0.0	1.2	0.6	0.5	0.1
Jamaica	343	5.1	0.0	4.7	0.1	0.1	0.2	0.1	0.1	0.0	0.0	0.0	0.1
Mexico	273	693.8	172.6	172.9	173.0	176.2	171.6	256.5	75.1	54.9	63.6	70.0	68.0
Nicaragua	278	1.4	0.4	0.3	0.2	0.5	0.5	0.3	0.1	0.0	0.1	0.1	0.1
Panama	283	9.1	1.2	1.2	1.9	3.5	2.6	0.4	0.1	0.0	0.2	0.1	0.1
Paraguay	288	4.9	1.4	0.9	1.0	1.8	1.3	0.5	0.0	0.1	0.2	0.2	0.1
Peru	293	33.7	11.6	8.1	9.6	9.1	6.9	5.6	2.5	1.0	1.6	1.5	1.4
Sint Maarten	352	0.1	0.0	0.0	0.0	0.0	0.0	0.0	0.0	0.0	0.0	0.0
St. Kitts and Nevis	361	0.0	0.0	0.0	0.0	0.0	0.0	1.3	0.3	0.3	0.4	0.4	0.3
St. Lucia	362	0.1	0.0	0.0	0.0	0.0	0.0	0.0
Suriname	366	0.7	0.1	0.1	0.1	0.2	0.2	0.1	0.0	0.0	0.0
Trinidad and Tobago	369	1.6	0.4	0.7	0.2	0.3	0.4	0.0	0.0
Uruguay	298	6.3	1.6	1.3	1.5	1.7	1.8	4.2	1.7	0.1	0.8	2.8	0.6
Venezuela, Rep. Bol.	299	5.3	1.4	1.2	1.9	1.6	0.7	0.0	0.0	0.0	0.0	0.0	0.0
Western Hem. n.s.	399	3.2	1.4	0.4	0.9	1.4	0.6	1.4	0.5	1.3	0.0	0.0	0.0
Other Countries n.i.e	910	17.8	6.2	6.9	5.3	1.9	3.7	2.0	0.7	0.3	0.4	0.6	0.7
Cuba	928	17.8	6.2	6.9	5.3	1.9	3.7	2.0	0.7	0.3	0.4	0.6	0.7
Special Categories	899	38.6	10.0	6.0	10.1	12.0	10.5
Countries & Areas n.s.	898	48.6	17.9	8.7	12.7	14.7	12.4	1,557.9	315.4	411.3	344.7	368.3	433.6
Memorandum Items													
Africa	605	1,300.1	327.4	345.4	322.2	305.1	327.4	309.6	66.0	77.3	73.6	77.6	81.1
Middle East	405	2,207.5	605.3	522.8	565.6	545.9	573.2	194.7	36.3	42.2	60.8	40.3	51.5
European Union	998	136,170.2	34,510.4	34,494.8	35,725.7	32,323.4	33,626.2	111,924.5	28,653.7	27,351.8	28,954.5	27,236.4	28,381.7
Export earnings: fuel	080	5,387.6	1,500.1	1,193.4	1,403.7	1,355.0	1,435.5	3,139.5	1,112.3	759.6	828.5	594.1	957.3
Export earnings: nonfuel	092	157,408.0	39,775.6	39,630.5	41,165.9	37,526.9	39,084.9	139,683.0	36,216.2	34,292.1	35,841.0	34,030.7	35,519.2

Denmark (128)

In Millions of U.S. Dollars

		Exports (FOB)						Imports (CIF)					
		2016	2015Q4	2016Q1	2016Q2	2016Q3	2016Q4	2016	2015Q4	2016Q1	2016Q2	2016Q3	2016Q4
IFS World		94,194.9	22,865.3	22,602.3	24,287.0	23,711.5	23,592.9	85,006.9	21,165.0	20,600.4	21,317.4	21,091.1	21,992.5
World	001	95,386.4	23,185.0	22,725.2	24,751.9	23,919.8	23,989.5	85,695.4	21,600.7	20,594.2	21,673.8	21,160.4	22,267.0
Advanced Economies	110	75,678.1	18,441.4	17,950.8	19,631.4	18,895.8	19,200.1	66,752.6	17,093.4	16,018.4	17,187.3	16,172.6	17,374.3
Euro Area	163	36,367.1	8,809.1	8,858.1	9,545.8	9,059.4	8,903.8	40,975.2	10,298.7	9,977.8	10,660.8	9,791.7	10,545.0
Austria	122	656.0	173.7	169.7	153.5	162.7	170.1	822.2	204.3	212.8	231.6	188.9	188.9
Belgium	124	1,617.8	335.6	364.2	405.4	448.7	399.5	2,811.9	743.9	661.5	736.0	666.6	747.8
Cyprus	423	46.1	12.4	9.9	12.3	11.7	12.3	12.2	1.5	2.8	3.5	3.4	2.6
Estonia	939	283.6	59.8	62.9	79.2	75.6	65.9	346.4	85.3	88.0	91.4	72.0	95.0
Finland	172	2,229.7	571.8	602.4	609.4	530.6	487.3	1,075.8	298.7	260.2	275.9	257.7	282.0
France	132	3,450.8	821.6	880.2	943.0	812.7	815.0	2,702.9	669.8	696.5	684.7	625.6	696.1
Germany	134	15,512.6	4,135.7	3,746.4	3,940.6	3,824.2	4,001.4	18,291.5	4,455.0	4,433.7	4,760.5	4,491.1	4,606.1
Greece	174	480.6	100.4	125.1	128.0	121.2	106.2	158.1	28.4	34.0	37.3	25.2	61.6
Ireland	178	1,011.9	175.4	192.1	207.8	319.0	293.1	1,026.0	239.0	232.9	299.3	228.4	265.4
Italy	136	2,631.0	578.0	687.4	684.9	645.6	613.1	3,150.4	767.2	753.2	821.6	733.8	841.7
Latvia	941	295.8	83.5	78.3	82.1	71.9	63.5	494.7	124.1	123.8	111.0	128.1	131.8
Lithuania	946	454.5	98.2	115.8	139.4	94.5	104.8	507.6	130.5	121.1	134.4	115.2	136.9
Luxembourg	137	60.1	10.0	11.9	10.9	15.5	21.7	199.1	51.5	63.3	51.3	36.0	48.5
Malta	181	60.3	8.4	7.3	10.3	32.2	10.5	41.6	7.4	10.7	12.2	8.9	9.9
Netherlands	138	4,817.0	969.9	1,141.9	1,438.6	1,191.2	1,045.3	6,887.7	1,893.1	1,694.9	1,751.3	1,624.1	1,817.4
Portugal	182	308.1	80.7	66.3	81.9	75.5	84.4	343.8	80.1	79.5	84.7	89.5	90.1
Slovak Republic	936	223.4	66.5	54.0	59.2	56.9	53.4	453.3	95.9	115.2	131.7	100.1	106.3
Slovenia	961	91.9	22.9	23.2	23.8	23.9	20.9	241.9	49.9	50.2	61.7	64.8	65.3
Spain	184	2,135.8	504.5	519.2	535.4	545.7	535.5	1,408.2	373.0	343.5	380.9	332.2	351.6
Australia	193	981.4	233.2	228.8	243.5	225.6	283.5	116.5	64.0	19.8	37.7	26.0	33.0
Canada	156	588.6	135.4	138.5	153.3	145.3	151.5	280.3	114.3	91.4	66.5	54.9	67.5
China,P.R.: Hong Kong	532	500.3	141.7	108.2	125.1	152.0	115.0	104.0	31.7	23.9	26.4	26.6	27.1
China,P.R.: Macao	546	2.7	0.4	0.7	0.3	0.8	0.8	0.7	0.1	0.0	0.4	0.1	0.2
Czech Republic	935	821.1	218.9	201.4	217.1	206.1	196.5	1,506.5	371.1	379.5	389.5	360.7	376.9
Iceland	176	497.4	110.6	109.6	135.9	125.6	126.2	185.2	51.5	45.3	47.9	41.3	50.7
Israel	436	220.5	48.5	46.3	56.5	62.3	55.5	63.5	14.9	16.3	18.6	12.0	16.5
Japan	158	2,148.6	426.4	448.4	513.4	592.2	594.6	400.2	91.2	94.6	106.9	107.8	90.9
Korea, Republic of	542	733.6	195.0	167.6	191.8	169.8	204.4	358.3	92.7	93.3	97.7	89.5	77.7
New Zealand	196	121.0	28.1	26.4	32.8	30.0	31.8	90.9	20.8	20.6	22.7	25.2	22.5
Norway	142	5,808.3	1,511.0	1,319.5	1,510.1	1,415.3	1,563.3	4,719.9	1,183.0	1,077.9	1,208.6	1,317.9	1,115.6
San Marino	135	2.2	0.4	1.1	0.2	0.4	0.5	0.7	0.1	0.2	0.1	0.1	0.3
Singapore	576	457.6	104.2	155.5	100.3	102.6	99.2	530.0	64.9	24.0	38.6	77.6	389.8
Sweden	144	11,315.7	2,747.8	2,621.3	2,858.6	2,819.0	3,016.8	10,450.0	2,810.9	2,517.4	2,598.5	2,579.3	2,754.7
Switzerland	146	824.5	210.1	207.0	211.1	203.0	203.5	672.9	181.1	164.8	151.7	194.2	162.3
Taiwan Prov.of China	528	360.7	71.4	67.7	103.6	101.9	87.5	377.5	96.1	100.1	99.3	84.7	93.4
United Kingdom	112	6,155.3	1,442.6	1,339.4	1,599.5	1,504.4	1,712.1	3,596.6	1,050.5	864.1	897.9	863.1	971.6
United States	111	7,771.4	2,006.5	1,905.3	2,032.5	1,980.1	1,853.5	2,323.7	555.9	507.3	717.7	520.0	578.7
Emerg. & Dev. Economies	200	19,076.5	4,605.9	4,598.5	4,948.0	4,875.9	4,654.1	18,929.7	4,502.6	4,573.8	4,482.2	4,984.5	4,889.3
Emerg. & Dev. Asia	505	6,105.7	1,401.3	1,414.6	1,670.9	1,601.5	1,418.7	8,687.3	1,994.5	2,209.9	1,932.4	2,513.6	2,031.4
American Samoa	859	0.7	0.0	0.2	0.1	0.3	0.1	0.0	0.0	0.0	0.0	0.0	0.0
Bangladesh	513	89.9	15.0	19.9	20.5	20.5	29.0	582.6	123.1	143.6	126.5	171.5	140.9
Bhutan	514	0.5	0.1	0.0	0.3	0.1	0.1	0.0	0.0
Brunei Darussalam	516	1.7	1.0	0.2	0.9	0.3	0.3	0.1	0.0	0.0	0.0	0.0	0.0
Cambodia	522	120.9	9.6	41.4	30.4	40.0	9.2	86.9	8.2	17.0	15.4	31.5	23.0
China,P.R.: Mainland	924	4,214.3	954.1	983.5	1,168.1	1,090.8	972.0	6,207.3	1,408.8	1,588.7	1,351.1	1,845.5	1,422.1
Fiji	819	1.7	0.3	0.3	0.5	0.3	0.5	0.0	0.0	0.0	0.0	0.0	0.0
F.T. French Polynesia	887	3.0	0.7	0.7	0.8	0.9	0.6	0.7	0.2	0.2	0.2	0.1	0.2
F.T. New Caledonia	839	6.9	1.5	1.6	1.6	1.7	1.9	0.1	0.0	0.1	0.0	0.0	0.0
Guam	829	5.4	1.2	1.2	1.8	1.5	0.9	0.0	0.0	0.0	0.0	0.0
India	534	424.0	100.6	112.6	111.3	98.9	101.2	664.7	140.8	175.5	155.8	177.0	156.3
Indonesia	536	135.6	32.3	25.4	52.2	30.6	27.5	208.0	55.1	48.2	59.0	49.5	51.3
Kiribati	826	0.9	0.4	0.2	0.3	0.3	0.1	0.0	0.0
Lao People's Dem.Rep	544	1.3	0.2	0.3	0.3	0.2	0.5	15.0	3.9	3.1	3.6	4.2	4.1
Malaysia	548	199.1	49.5	50.3	48.9	49.6	50.2	177.5	59.1	44.4	46.9	44.0	42.2
Maldives	556	8.5	1.1	1.5	3.1	1.3	2.7	0.1	0.0	0.0	0.0	0.0	0.1
Marshall Islands	867	8.5	28.0	0.6	0.6	4.6	2.7	0.0	14.9	0.0

Denmark (128)

In Millions of U.S. Dollars

		Exports (FOB)						Imports (CIF)					
		2016	2015Q4	2016Q1	2016Q2	2016Q3	2016Q4	2016	2015Q4	2016Q1	2016Q2	2016Q3	2016Q4
Mongolia	948	4.1	1.2	0.7	1.4	1.3	0.7	0.3	0.1	0.0	0.0	0.0	0.3
Myanmar	518	7.0	3.8	1.3	1.1	1.9	2.8	24.0	0.7	3.2	1.3	10.7	8.8
Nepal	558	3.4	0.7	0.6	0.9	0.7	1.2	3.9	1.0	0.5	0.7	1.0	1.7
Papua New Guinea	853	8.4	3.2	2.3	2.4	1.4	2.2	0.6	0.2	0.1	0.3	0.0	0.2
Philippines	566	137.4	30.8	28.4	34.1	38.8	36.1	49.3	10.5	12.6	12.3	11.6	12.8
Samoa	862	0.2	0.0	0.0	0.0	0.0	0.2	0.0	0.0	0.0
Solomon Islands	813	0.2	0.3	0.0	0.0	0.0	0.2
Sri Lanka	524	37.9	8.9	9.2	7.8	11.8	9.0	25.5	5.7	6.5	6.4	6.0	6.5
Thailand	578	267.9	53.9	52.1	70.8	81.0	63.9	355.1	95.7	86.5	85.5	93.6	89.5
Timor-Leste	537	0.4	0.0	0.0	0.2	0.2	0.0	0.0	0.0
Tonga	866	0.1	0.1	0.1	0.0	0.0
Vietnam	582	413.7	102.7	79.7	110.2	121.5	102.2	285.4	66.5	79.7	67.3	67.2	71.3
Asia n.s.	598	2.1	0.2	0.3	0.3	0.9	0.6	0.0	0.0	0.0	0.0	0.0	0.0
Europe	170	6,715.2	1,574.7	1,611.6	1,743.3	1,709.9	1,650.5	7,561.1	1,775.3	1,741.5	1,977.5	1,810.9	2,031.3
Emerg. & Dev. Europe	903	5,482.4	1,272.7	1,356.6	1,392.5	1,398.5	1,334.9	5,878.7	1,349.5	1,383.9	1,554.4	1,431.1	1,509.2
Albania	914	8.1	1.8	1.4	2.2	1.6	2.9	1.0	0.2	0.2	0.5	0.2	0.2
Bosnia and Herzegovina	963	15.7	3.9	3.7	3.8	4.4	3.7	8.7	1.7	1.8	1.9	3.0	2.0
Bulgaria	918	114.0	31.0	27.9	31.9	30.0	24.2	133.4	35.3	30.1	32.8	34.5	36.1
Croatia	960	111.7	17.1	24.5	23.9	37.8	25.4	29.6	7.9	6.0	9.5	7.2	6.8
Faroe Islands	816	491.9	116.1	116.9	118.3	128.8	127.9	279.6	65.7	70.5	71.8	60.3	77.0
Gibraltar	823	3.9	0.6	1.1	0.8	1.0	1.0	0.2	0.0	0.1	0.1	0.0	0.0
Hungary	944	625.2	148.1	172.8	159.9	154.4	138.1	732.2	158.1	169.3	187.5	192.8	182.6
Kosovo	967	6.7	1.7	0.8	1.8	2.1	2.0	0.2	0.1	0.2	0.0	0.0	0.0
Macedonia, FYR	962	15.4	3.0	3.6	3.6	2.9	5.4	5.2	1.6	1.3	1.0	1.5	1.3
Montenegro	943	4.4	2.1	0.8	0.8	1.7	1.1	0.1	0.0	0.1	0.0	0.0	0.0
Poland	964	2,747.6	655.7	646.6	695.1	692.4	713.6	3,326.2	751.4	768.2	845.2	825.7	887.1
Romania	968	268.7	75.3	62.9	65.1	72.8	67.9	358.8	66.2	63.5	169.8	62.7	62.8
Serbia, Republic of	942	134.7	31.3	36.0	33.0	37.5	28.2	50.1	21.0	10.9	12.6	13.2	13.4
Turkey	186	934.2	185.1	257.7	252.1	230.9	193.6	953.3	240.4	261.7	221.6	230.1	239.9
CIS	901	1,231.8	301.7	254.7	350.5	311.2	315.3	1,682.4	425.8	357.6	423.1	379.7	522.0
Armenia	911	5.1	2.4	1.4	1.8	1.1	0.8	0.2	0.1	0.0	0.0	0.1	0.1
Azerbaijan, Rep. of	912	27.1	9.7	4.1	10.4	3.5	9.2	2.2	0.1	0.1	1.9	0.3	0.0
Belarus	913	55.8	16.5	13.4	10.7	12.5	19.2	12.8	2.2	2.2	1.7	5.3	3.5
Georgia	915	17.5	2.1	2.1	3.1	10.0	2.3	1.2	0.4	0.4	0.3	0.1	0.3
Kazakhstan	916	34.0	9.8	8.1	7.4	7.1	11.4	30.0	5.3	10.9	11.1	3.8	4.3
Kyrgyz Republic	917	6.6	0.3	0.3	0.3	0.2	5.8	0.1	0.0	0.0	0.0	0.0	0.0
Moldova	921	9.9	2.5	2.4	2.2	2.6	2.6	1.2	1.3	0.3	0.5	0.3	0.1
Russian Federation	922	806.7	194.3	163.4	236.3	208.3	198.7	1,517.4	388.1	316.8	377.9	336.9	485.8
Tajikistan	923	0.8	0.3	0.2	0.2	0.1	0.3	0.0	0.0	0.0	0.0	0.0
Turkmenistan	925	4.9	1.4	0.6	2.2	0.8	1.3	0.0	0.0	0.0	0.0
Ukraine	926	252.2	52.2	57.1	72.6	62.2	60.2	115.8	28.3	26.9	29.5	32.9	26.5
Uzbekistan	927	11.2	10.2	1.6	3.3	2.8	3.5	1.3	0.0	0.0	0.0	0.0	1.3
Europe n.s.	884	1.0	0.2	0.3	0.2	0.2	0.3	0.0	0.0	0.0	0.0	0.0	0.0
Mid East, N Africa, Pak	440	2,939.4	701.7	786.1	720.2	713.2	720.0	490.2	143.3	114.8	73.3	123.0	179.1
Afghanistan, I.R. of	512	7.7	3.0	1.9	1.4	1.2	3.2	0.2	0.1	0.1	0.0	0.0	0.0
Algeria	612	199.5	23.6	21.9	52.3	50.9	74.4	34.3	0.1	0.0	0.1	0.1	34.0
Bahrain, Kingdom of	419	38.4	5.3	8.0	10.8	10.6	9.0	1.9	0.5	0.4	0.7	0.3	0.6
Djibouti	611	7.3	1.7	2.2	2.4	1.6	1.0	0.2	0.0	0.0	0.1	0.0	0.0
Egypt	469	327.5	92.8	72.7	73.5	93.9	87.4	18.1	4.1	3.9	4.6	2.7	6.9
Iran, I.R. of	429	282.4	55.5	71.1	69.1	73.6	68.5	12.5	2.5	6.4	1.1	1.6	3.4
Iraq	433	48.7	24.8	17.7	9.2	10.1	11.7	0.2	0.0	0.1	0.1	0.0	0.0
Jordan	439	67.6	19.1	18.4	18.5	13.2	17.5	3.2	1.4	0.4	0.7	1.3	0.8
Kuwait	443	96.7	20.0	29.3	21.1	19.5	26.8	4.1	28.8	0.1	0.1	0.1	3.8
Lebanon	446	118.7	26.8	33.4	27.9	34.2	23.3	3.1	1.5	1.0	0.5	0.7	0.9
Libya	672	39.4	14.3	8.9	10.7	7.8	11.9	0.1	0.0	0.0	0.0	0.0	0.0
Mauritania	682	3.4	0.6	1.2	0.6	0.5	1.3	21.1	10.3	3.5	7.1	10.5
Morocco	686	81.9	17.3	15.3	25.2	20.8	20.7	16.4	2.4	5.8	1.9	5.5	3.2
Oman	449	113.9	34.3	32.6	30.1	31.4	19.8	10.3	1.4	5.9	1.9	1.3	1.1
Pakistan	564	122.1	21.3	20.8	33.6	37.1	30.5	132.3	24.8	33.9	32.8	34.9	30.7
Qatar	453	88.7	25.0	23.3	21.2	21.7	22.5	162.2	41.7	41.1	13.6	31.3	76.2

Denmark (128)

In Millions of U.S. Dollars

		Exports (FOB)						Imports (CIF)					
		2016	2015Q4	2016Q1	2016Q2	2016Q3	2016Q4	2016	2015Q4	2016Q1	2016Q2	2016Q3	2016Q4
Saudi Arabia	456	728.0	162.9	247.9	173.1	152.2	154.8	8.7	12.4	1.4	0.8	2.4	4.1
Somalia	726	2.4	1.4	0.4	0.9	0.5	0.7
Sudan	732	15.0	2.7	2.6	3.3	3.7	5.4	0.0	0.0	0.0	0.0	0.0	0.0
Syrian Arab Republic	463	7.9	3.0	1.4	2.4	1.5	2.6	0.3	0.0	0.1	0.1	0.0	0.1
Tunisia	744	31.6	5.7	8.1	8.5	5.0	10.1	9.2	2.0	3.1	0.7	1.8	3.6
United Arab Emirates	466	462.5	123.0	127.6	112.6	114.0	108.3	51.8	9.2	7.6	6.3	28.2	9.7
West Bank and Gaza	487	4.8	1.1	2.2	1.5	0.5	0.6	0.0	0.0	0.0	0.0	0.0
Yemen, Republic of	474	43.4	16.3	17.3	10.2	8.0	7.9
Sub-Saharan Africa	603	700.3	174.8	163.8	154.8	178.4	203.4	321.5	140.7	115.3	52.5	88.2	65.5
Angola	614	13.2	1.4	3.3	2.4	1.9	5.6	38.8	0.3	15.8	0.0	22.8	0.1
Benin	638	1.6	0.6	0.6	0.3	0.5	0.2	13.7	8.5	10.4	0.0	3.3	0.0
Botswana	616	0.4	0.0	0.1	0.0	0.2	0.0	0.0	0.0	0.0	0.0
Burkina Faso	748	3.7	0.8	1.0	0.8	1.2	0.8	0.1	0.0	0.0	0.0	0.0	0.0
Burundi	618	1.2	0.5	0.5	0.2	0.4	0.2	0.0	0.0	0.0	0.0	0.0
Cabo Verde	624	2.1	0.1	0.4	0.5	0.7	0.5	0.1	0.1	0.0	0.0	0.0	0.0
Cameroon	622	4.7	1.3	1.1	1.4	1.2	1.0	1.2	0.5	0.6	0.4	0.1	0.1
Central African Rep.	626	3.4	1.4	0.7	0.4	1.1	1.3	0.2	0.0	0.0	0.1	0.0
Chad	628	2.8	0.3	1.1	0.6	0.7	0.4	0.0	0.0	0.0	0.0	0.0	0.0
Comoros	632	0.1	0.1	0.0	0.0	0.0	0.0
Congo, Dem. Rep. of	636	3.6	3.0	0.9	0.8	0.7	1.1	0.5	0.0	0.2	0.3
Congo, Republic of	634	9.7	4.8	2.8	2.2	3.3	1.3	4.9	0.4	0.5	2.4	1.9	0.2
Côte d'Ivoire	662	7.0	2.4	1.9	1.5	1.5	2.1	17.7	10.7	7.1	0.2	0.3	10.1
Equatorial Guinea	642	3.2	0.6	0.4	0.8	1.2	0.8	0.0	0.0	0.0
Eritrea	643	2.0	0.4	0.3	0.1	1.4	0.2	0.1	0.0	0.0	0.0	0.0	0.0
Ethiopia	644	19.0	3.4	6.3	5.7	4.6	2.4	1.1	0.4	0.2	0.2	0.4	0.3
Gabon	646	3.8	2.4	1.5	0.9	0.7	0.7	0.4	0.1	0.0	0.1	0.2	0.1
Gambia, The	648	2.8	0.9	0.5	0.6	0.9	0.8	0.1	0.0	0.0	0.1
Ghana	652	38.6	10.5	8.6	7.6	10.0	12.4	44.2	3.9	0.2	12.6	20.0	11.5
Guinea	656	11.0	2.0	2.1	3.5	2.6	2.8	0.0	0.0	0.0	0.0	0.0	0.0
Guinea-Bissau	654	0.7	0.1	0.2	0.2	0.2	0.2	0.0	0.0	0.0
Kenya	664	30.5	8.8	6.5	8.3	6.8	8.8	3.3	0.8	0.7	1.1	0.6	0.9
Lesotho	666	0.1	0.0	0.0	0.1	0.0	0.1
Liberia	668	4.9	1.0	1.1	0.9	1.2	1.7	0.1	0.0	0.0	0.0	0.0	0.1
Madagascar	674	4.0	1.2	0.4	0.9	0.5	2.2	0.9	0.4	0.2	0.2	0.2	0.2
Malawi	676	3.2	1.1	0.8	0.6	0.8	1.0	4.7	0.3	3.6	0.4	0.0	0.7
Mali	678	7.7	2.0	2.8	0.8	2.1	2.0	3.0	0.0	2.9	0.0	0.1	0.0
Mauritius	684	14.7	2.1	2.0	3.1	3.8	5.8	5.2	1.3	1.5	0.9	1.5	1.3
Mozambique	688	14.4	0.8	0.7	11.4	1.9	0.4	1.0	0.0	0.8	0.2	0.1	0.0
Namibia	728	9.6	1.0	1.0	4.2	2.0	2.4	4.4	0.3	2.0	0.2	1.9	0.3
Niger	692	3.7	1.1	1.5	0.7	0.6	0.9	0.0	0.0	0.0	0.0	0.0	0.0
Nigeria	694	89.8	32.1	20.5	17.4	19.6	32.3	48.6	92.4	48.3	0.1	0.1	0.1
Rwanda	714	1.6	0.5	0.3	0.7	0.2	0.4	0.4	0.1	0.1	0.1	0.1	0.0
São Tomé & Príncipe	716	0.3	0.1	0.0	0.1	0.1	0.1	0.0	0.0	0.0
Senegal	722	8.9	1.9	1.8	3.1	2.0	2.1	4.4	0.4	0.4	0.1	3.5	0.3
Seychelles	718	3.3	1.0	0.6	1.1	1.1	0.6	8.4	1.2	1.5	1.9	2.2	2.9
Sierra Leone	724	3.0	1.3	1.0	0.5	0.7	0.8	0.1	0.1	0.0	0.0	0.0	0.1
South Africa	199	329.5	61.3	81.6	61.4	90.3	96.1	103.4	16.8	13.9	27.3	27.0	35.1
South Sudan, Rep. of	733	4.5	0.3	0.5	1.4	1.2	1.5	0.0	0.0	0.0	0.0	0.0
Swaziland	734	0.3	0.0	0.1	0.0	0.0	0.1	0.4	0.1	0.1	0.1	0.1	0.1
Tanzania	738	12.0	2.4	2.7	4.3	2.6	2.4	4.7	0.9	1.1	1.6	1.2	0.8
Togo	742	3.8	8.4	0.8	0.8	1.1	1.2	0.0	0.0	0.0	0.0	0.0	0.0
Uganda	746	10.2	6.4	1.9	1.6	3.2	3.4	1.9	0.7	0.5	1.0	0.3	0.1
Zambia	754	2.4	1.2	0.7	0.3	0.6	0.8	3.4	0.0	2.5	0.9	0.0	0.0
Zimbabwe	698	3.6	1.5	0.6	0.6	1.2	1.3	0.2	0.1	0.0	0.0	0.0	0.1
Africa n.s.	799	0.2	0.0	0.0	0.1	0.0
Western Hemisphere	205	2,615.8	753.4	622.4	658.8	672.9	661.7	1,869.6	448.8	392.2	446.5	448.9	582.0
Anguilla	312	0.2	0.1	0.0	0.1	0.0	0.0	0.0	0.0
Antigua and Barbuda	311	1.3	0.5	0.1	0.4	0.5	0.3	0.3	0.0	0.2	0.1	0.0	0.0
Argentina	213	202.5	41.4	39.0	48.1	58.6	56.8	267.5	89.1	61.5	89.4	76.7	39.9
Aruba	314	4.0	1.8	0.6	0.4	1.8	1.3	0.5	0.0	0.5	0.0	0.0	0.0

Denmark (128)

In Millions of U.S. Dollars

		Exports (FOB)						Imports (CIF)					
		2016	2015Q4	2016Q1	2016Q2	2016Q3	2016Q4	2016	2015Q4	2016Q1	2016Q2	2016Q3	2016Q4
Bahamas, The	313	11.2	6.3	1.9	3.1	4.3	2.0	0.3	0.0	0.0	0.1	0.1	0.1
Barbados	316	5.4	2.3	1.8	1.2	1.3	1.1	0.8	0.3	0.2	0.2	0.2	0.3
Belize	339	5.4	1.2	0.6	0.8	3.2	0.9	0.1	0.1	0.0
Bermuda	319	3.0	0.8	0.6	1.0	0.7	0.6	0.4	0.1	0.1	0.3	0.0	0.0
Bolivia	218	17.0	2.2	2.2	3.0	2.4	9.4	22.6	1.2	20.0	0.8	0.9	0.9
Brazil	223	561.7	181.2	118.1	134.9	153.0	155.7	296.3	92.1	70.7	73.1	72.2	80.3
Chile	228	238.2	45.9	65.4	81.3	48.8	42.6	161.9	32.4	42.7	45.5	43.6	30.0
Colombia	233	101.8	34.9	24.4	27.5	28.7	21.2	42.1	10.8	10.2	7.0	13.7	11.2
Costa Rica	238	21.3	10.7	3.4	5.7	3.8	8.4	2.2	0.8	0.3	0.7	0.7	0.4
Curacao	354	14.3	1.2	1.0	1.2	1.6	10.5	0.1	0.0	0.0	0.1
Dominica	321	0.6	0.2	0.4	0.1	0.0	0.1	0.0	0.0	0.0	0.0
Dominican Republic	243	89.5	18.4	19.0	19.6	27.1	23.8	10.6	2.5	2.3	2.7	2.9	2.7
Ecuador	248	29.9	6.3	5.0	7.4	8.9	8.5	20.6	4.2	4.4	5.8	5.5	4.8
El Salvador	253	10.4	2.3	2.1	2.6	2.9	2.8	0.2	0.1	0.0	0.1	0.1	0.0
Falkland Islands	323	0.1	0.0	0.0	0.0	0.0	0.1	0.2	0.1	0.1
Greenland	326	464.4	118.0	87.1	127.4	124.1	125.8	525.2	130.6	102.0	130.5	154.2	138.5
Grenada	328	1.2	0.2	0.2	0.4	0.3	0.3	0.0	0.0	0.0	0.0	0.0
Guatemala	258	11.3	2.1	2.7	2.4	2.8	3.4	2.5	1.0	0.5	0.6	0.8	0.6
Guyana	336	2.0	1.6	0.2	0.6	0.5	0.7	0.9	0.0	0.1	0.0	0.7	0.1
Haiti	263	2.8	0.4	0.7	0.4	0.9	0.8	0.0	0.0	0.0	0.0	0.0	0.0
Honduras	268	8.5	2.8	1.8	2.0	2.8	1.9	4.6	0.3	0.5	1.7	2.3	0.1
Jamaica	343	7.3	1.8	2.5	1.8	1.1	1.8	0.2	0.0	0.1	0.1	0.0	0.0
Mexico	273	521.6	170.0	172.0	130.7	113.9	105.0	131.6	33.5	39.8	36.0	28.0	27.9
Montserrat	351	0.1	0.0	0.0	0.0	0.0	0.0
Nicaragua	278	4.3	1.1	0.8	0.6	2.2	0.7	1.3	0.0	0.2	0.6	0.3	0.2
Panama	283	79.0	18.5	17.2	17.0	15.4	29.3	184.9	4.3	0.8	0.1	2.2	181.9
Paraguay	288	7.1	1.1	0.9	1.7	1.3	3.1	51.7	7.3	6.8	10.7	22.8	11.4
Peru	293	55.0	12.8	13.3	11.6	15.8	14.4	90.2	35.9	14.8	38.0	16.1	21.2
Sint Maarten	352	1.9	0.6	0.5	0.4	0.4	0.7	0.0	0.0	0.0	0.0	0.0
St. Kitts and Nevis	361	1.0	0.4	0.3	0.3	0.4	0.1	1.5	0.1	0.3	0.2	0.5	0.5
St. Lucia	362	0.5	0.3	0.0	0.1	0.2	0.2	0.1	0.1	0.1	0.0	0.0
St. Vincent & Grens.	364	1.7	0.4	0.5	0.2	0.6	0.5	0.0	0.0	0.0
Suriname	366	2.8	0.5	0.3	0.8	1.0	0.8	0.1	0.0	0.1	0.0	0.0
Trinidad and Tobago	369	10.2	3.0	2.6	2.3	2.6	2.6	0.3	0.1	0.0	0.1	0.0	0.1
Uruguay	298	94.0	46.6	24.7	14.4	36.7	18.2	6.4	2.0	1.4	1.8	2.0	1.2
Venezuela, Rep. Bol.	299	15.9	11.7	5.0	3.9	1.9	5.1	13.1	0.1	11.5	0.0	1.6	0.0
Western Hem. n.s.	399	5.1	1.7	3.4	1.3	0.3	0.2	28.2	0.0	0.0	0.0	0.7	27.5
Other Countries n.i.e	910	26.5	5.9	7.2	5.7	5.7	7.9	0.5	0.0	0.1	0.2	0.1	0.1
Cuba	928	23.5	5.7	7.1	5.7	3.9	6.8	0.4	0.0	0.0	0.2	0.1	0.1
Korea, Dem. People's Rep.	954	3.0	0.1	0.1	0.0	1.9	1.1	0.1	0.0	0.0	0.0	0.0	0.1
Special Categories	899	601.9	125.1	168.0	165.9	141.3	126.6
Countries & Areas n.s.	898	3.4	6.8	0.7	0.9	1.0	0.7	12.6	4.7	2.0	4.2	3.1	3.3
Memorandum Items													
Africa	605	1,036.9	227.5	214.9	246.5	260.0	315.5	402.7	155.5	127.7	62.5	106.2	106.3
Middle East	405	2,468.6	624.4	711.8	592.1	592.1	572.6	276.6	103.6	68.5	30.5	70.0	107.6
European Union	998	58,526.5	14,145.6	13,954.9	15,196.8	14,576.4	14,798.4	61,108.6	15,550.0	14,776.0	15,791.4	14,717.7	15,823.5
Export earnings: fuel	080	3,318.1	821.4	851.2	847.9	793.2	825.8	2,027.5	599.6	501.7	432.1	453.2	640.5
Export earnings: nonfuel	092	92,068.3	22,363.6	21,874.1	23,904.0	23,126.6	23,163.7	83,667.9	21,001.1	20,092.5	21,241.7	20,707.2	21,626.5

Djibouti (611)

In Millions of U.S. Dollars

		Exports (FOB)						Imports (CIF)					
		2016	2015Q4	2016Q1	2016Q2	2016Q3	2016Q4	2016	2015Q4	2016Q1	2016Q2	2016Q3	2016Q4
IFS World	
World	001	346.7	69.7	59.6	97.7	82.5	107.0	1,546.8	401.8	366.8	402.4	378.7	399.0
Advanced Economies	110	32.1	5.1	3.6	8.9	7.9	11.7	398.5	104.8	110.8	99.0	89.0	99.7
Euro Area	163	14.5	1.5	1.6	2.6	2.5	7.7	318.5	83.5	84.9	77.3	70.7	85.6
Austria	122	0.0 e	0.0 e	0.0 e	1.0 e	0.5 e	0.1 e	0.4 e	0.2 e	0.3 e
Belgium	124	6.4	0.4 r	0.1 r	0.2 r	0.1 r	6.0 r	13.5	3.9 r	2.6 r	3.7 r	2.9 r	4.3 r
Cyprus	423	0.1 e	0.0	0.0 r	0.0 r	0.0 r	0.0 r
Estonia	939	0.1 e
France	132	4.9	0.6 r	0.6 r	1.8 r	1.9 r	0.5 r	249.0	64.4 r	61.7 r	61.5 r	58.3 r	67.6 r
Germany	134	0.3	0.0 r	0.1 r	0.1 r	0.1 r	0.0 r	3.4	0.8 r	1.1 r	0.7 r	0.9 r	0.8 r
Greece	174	0.0 e	0.1 e	0.0 e	0.0 e	1.6	0.5 r	0.2 r	0.2 r	1.1 r	0.1 r
Ireland	178	0.1 e	0.1 e	0.0	0.0 r	0.0 r	0.0 r
Italy	136	0.0	0.0 r	0.0 r	0.0 r	0.0 r	0.0 r	27.4	9.0 r	10.3 r	3.1 r	5.3 r	8.7 r
Latvia	941	4.4	0.0 r	4.3 r	0.0 r	0.1 r	0.0 r
Lithuania	946	0.3	0.0 r	0.0 r	0.0 r	0.1 r	0.2 r
Luxembourg	137	0.0 e	0.0 e	0.0 e	0.1 e	0.1 e	0.0 e	0.0 e	0.0 e
Malta	181	0.2 e	0.0 e	0.1 e	0.2 e	2.2	0.3 r	1.0 r	0.9 r	0.1 r	0.2 r
Netherlands	138	0.3	0.1 r	0.1 r	0.0 r	0.1 r	0.1 r	3.6	0.8 r	1.0 r	1.0 r	0.8 r	0.8 r
Portugal	182	0.5	0.0 r	0.3 r	0.0 r	0.2 r	0.0 r	3.4	0.1 r	0.0 r	3.3 r	0.0 r	0.0 r
Slovak Republic	936	0.2 e	0.0 e	0.1 e	0.1 e	0.0 e
Slovenia	961	6.5	2.6 r	2.3 r	2.2 r	0.6 r	1.4 r
Spain	184	1.6	0.2 r	0.5 r	0.3 r	0.0 r	0.8 r	1.9	0.3 r	0.3 r	0.2 r	0.4 r	1.1 r
Australia	193	0.6 e	0.1 e	0.0 e	0.0 e	0.4 e	0.2 e	0.2	0.0 r	0.0 r	0.0 r	0.0 r	0.1 r
Canada	156	0.0	0.0 r	0.0 r	0.0 r	0.0 r	0.0 r	1.5	0.3 r	0.6 r	0.3 r	0.2 r	0.3 r
China,P.R.: Hong Kong	532	0.5 e	0.2 e	0.0 e	0.0 e	0.4 e	0.0 e	0.1	0.0 r	0.0 r	0.0 r	0.1 r	0.0 r
China,P.R.: Macao	546	0.4 e	0.9 e	0.4 e
Czech Republic	935	0.8 e	0.1 e	0.1 e	0.2 e	0.2 e	0.3 e	0.4 e	0.0 e	0.0 e	0.1 e	0.2 e	0.1 e
Denmark	128	0.0	0.0 r	0.0 r	0.0 r	0.0 r	0.0 r	2.4	0.6 r	0.7 r	0.8 r	0.5 r	0.3 r
Israel	436	0.0	0.0 r	0.0 r	0.0 r	0.0 r	0.0 r	0.3	0.1 r	0.1 r	0.1 r	0.1 r	0.1 r
Japan	158	0.1	0.0 r	0.1 r	0.0 r	0.0 r	12.4	6.4 r	3.0 r	4.0 r	2.3 r	3.1 r
Korea, Republic of	542	0.6 e	0.1 e	0.1 e	0.3 e	0.1 e	0.1 e	5.8	0.8 r	1.5 r	1.2 r	1.9 r	1.2 r
New Zealand	196	0.6 e	0.2 e	0.4 e	0.0 e	0.2	0.0 r	0.0 r	0.0 r	0.1 r	0.1 r
Norway	142	0.0	0.0 r	0.0 r	0.0 r	0.0 r	0.0 r	0.1	0.0 r	0.0 r	0.0 r	0.0 r	0.0 r
Singapore	576	0.9 e	0.5 e	0.3 e	0.2 e	0.1 e	0.3 e	7.5	4.8 r	4.3 r	1.8 r	1.0 r	0.4 r
Sweden	144	0.0	0.0 r	0.0 r	0.0 r	0.0 r	0.0 r	1.3	0.1 r	0.7 r	0.3 r	0.2 r	0.1 r
Taiwan Prov.of China	528	0.1 e	0.1 e	0.0 e	23.6 e	2.0 e	8.6 e	6.3 e	4.8 e	3.9 e
United Kingdom	112	0.1	0.0 r	0.0 r	0.0 r	0.0 r	0.0 r	5.0	2.1 r	1.8 r	1.1 r	1.4 r	0.7 r
United States	111	13.3	2.5 r	1.4 r	5.2 r	3.8 r	3.0 r	18.8	3.2 r	4.5 r	5.5 r	4.9 r	3.8 r
Emerg. & Dev. Economies	200	314.6	64.6	56.0	88.8	74.6	95.3	1,137.7	294.2	253.7	300.5	287.0	296.5
Emerg. & Dev. Asia	505	1.5	0.1	0.4	0.4	0.4	0.3	193.5	49.2	37.9	53.1	52.4	50.1
Bangladesh	513	1.6	0.5 r	0.3 r	0.4 r	0.4 r	0.4 r
China,P.R.: Mainland	924	0.0	0.0 r	0.0 r	0.0 r	0.0 r	0.0 r	157.9	43.6 r	30.9 r	43.7 r	41.8 r	41.5 r
India	534	0.5	0.0 r	0.0 r	0.1 r	0.2 r	0.2 r	22.4	3.1 r	4.0 r	5.8 r	7.2 r	5.3 r
Indonesia	536	0.1 e	0.1 e	6.3	0.9 r	1.2 r	1.8 r	1.7 r	1.7 r
Malaysia	548	0.1	0.0 r	0.1 r	1.5	0.3 r	0.4 r	0.5 r	0.3 r	0.3 r
Philippines	566	0.3	0.1 r	0.1 r	0.1 r	0.1 r	0.1 r	0.0 r
Sri Lanka	524	0.5 e	0.0 e	0.1 e	0.2 e	0.1 e	0.1 e	0.0	0.0 r	0.0 r	0.0 r	0.0 r	0.0 r
Thailand	578	0.0 e	0.0 e	0.0 e	0.0 e	0.0 e	0.0 e	3.1	0.6 r	0.8 r	0.7 r	0.9 r	0.7 r
Vietnam	582	0.0	0.0 r	0.0 r	0.0 r	0.0 r	0.0 r	0.3	0.1 r	0.1 r	0.1 r	0.1 r	0.1 r
Asia n.s.	598	0.4	0.1 r	0.1 r	0.1 r	0.1 r	0.1 r
Europe	170	0.0	0.0	0.0	0.0	0.0	0.0	76.8	20.1	29.5	11.8	18.7	16.8
Emerg. & Dev. Europe	903	0.0	0.0	0.0	0.0	0.0	0.0	69.9	9.7	24.6	11.4	17.9	16.0
Croatia	960	3.0	0.5 r	0.5 r	0.7 r	0.9 r	0.9 r
Hungary	944	1.5 e	0.4 e	0.5 e	0.4 e	0.3 e	0.3 e
Poland	964	0.0 e	0.0 e	0.0 e	0.0 e	1.4	0.4 r	0.4 r	0.3 r	0.3 r	0.3 r
Romania	968	0.0 e	0.0 e	52.3 e	4.8 e	20.0 e	7.1 e	14.3 e	11.0 e
Turkey	186	0.0	0.0 r	0.0 r	0.0 r	0.0 r	0.0 r	11.7	3.6 r	3.2 r	3.0 r	2.1 r	3.4 r
CIS	901	0.0	0.0	0.0	0.0	0.0	0.0	6.9	10.4	4.9	0.4	0.8	0.8
Kyrgyz Republic	917	1.1 e	0.2 e	0.2 e	0.3 e	0.4 e
Russian Federation	922	0.0 e	0.0 e	0.2	0.2 r	0.2 r	0.0 r	0.0 r	0.0 r

Djibouti (611)

In Millions of U.S. Dollars

		Exports (FOB)						Imports (CIF)					
		2016	2015Q4	2016Q1	2016Q2	2016Q3	2016Q4	2016	2015Q4	2016Q1	2016Q2	2016Q3	2016Q4
Tajikistan	923	0.6 e	0.1 e	0.1 e	0.2 e	0.1 e	0.1 e
Ukraine	926	0.0	0.0 r	0.0 r	0.0 r	0.0 r	0.0 r	5.0	10.1 r	4.4 r	0.1 r	0.3 r	0.2 r
Mid East, N Africa, Pak	440	125.0	21.3	17.2	36.9	28.9	42.0	730.6	191.3	158.1	198.9	183.0	190.7
Bahrain, Kingdom of	419	0.2 e	0.0 e	0.0 e	0.0 e	0.0 e	0.0 e	0.7	0.2 r	0.2 r	0.2 r	0.2 r	0.2 r
Egypt	469	0.1 e	1.5 e	0.0 e	0.0 e	0.0 e	0.0 e	30.5	6.6 r	6.7 r	8.2 r	7.7 r	7.9 r
Iran, I.R. of	429	0.0 e	0.0 e	0.0 e	0.0 e	0.0 e	0.0 e	4.7	1.2 r	1.0 r	1.3 r	1.2 r	1.2 r
Iraq	433	0.1	0.0 r	0.0 r	0.0 r	0.0 r	0.0 r	1.0	0.3 r	0.2 r	0.3 r	0.3 r	0.3 r
Jordan	439	0.3	0.0 r	0.0 r	0.1 r	0.1 r	0.1 r	0.4	0.4 r	0.1 r	0.1 r	0.1 r	0.1 r
Kuwait	443	0.7 e	0.1 e	0.1 e	0.2 e	0.2 e	0.3 e	7.9	2.1 r	1.7 r	2.2 r	2.0 r	2.1 r
Lebanon	446	0.2	0.0 r	0.0 r	0.0 r	0.0 r	0.0 r	2.2	0.8 r	0.9 r	0.6 r	0.4 r	0.2 r
Mauritania	682	0.0 e	0.0 e	0.0 e	0.0 e	0.0 e	1.8	0.5 r	0.4 r	0.5 r	0.5 r	0.5 r
Oman	449	2.3 e	0.7 e	0.5 e	0.6 e	0.6 e	0.6 e	19.8	5.2 r	4.2 r	5.4 r	5.0 r	5.2 r
Pakistan	564	0.7 e	0.2 e	0.2 e	0.2 e	0.2 e	0.2 e	40.8 e	10.6 e	10.7 e	10.4 e	9.3 e	10.4 e
Qatar	453	32.5	5.0 r	4.4 r	9.6 r	7.5 r	11.0 r	0.9 e	0.3 e	0.2 e	0.2 e	0.2 e	0.2 e
Saudi Arabia	456	4.1	0.6 r	0.5 r	1.2 r	0.9 r	1.4 r	129.7	34.1 r	27.6 r	35.5 r	32.7 r	34.0 r
Somalia	726	61.3	9.5 r	8.3 r	18.2 r	14.1 r	20.7 r	11.9	3.1 r	2.5 r	3.3 r	3.0 r	3.1 r
Sudan	732	0.0 e	0.0 e	0.2 e	0.1 e	0.1 e	0.1 e
Syrian Arab Republic	463	1.8	0.5 r	0.4 r	0.5 r	0.5 r	0.5 r
Tunisia	744	0.0	0.0 r	0.0 r	0.0 r	0.0 r	0.0 r	0.5	0.1 r	0.1 r	0.1 r	0.1 r	0.1 r
United Arab Emirates	466	5.1	0.8 r	0.7 r	1.5 r	1.2 r	1.7 r	401.1	105.6 r	85.4 r	109.7 r	101.0 r	105.0 r
Yemen, Republic of	474	17.5	2.7 r	2.4 r	5.2 r	4.0 r	5.9 r	74.5	19.6 r	15.9 r	20.4 r	18.8 r	19.5 r
Sub-Saharan Africa	603	155.8	35.1	30.3	43.4	37.2	44.8	128.1	33.4	27.3	35.5	31.6	33.7
Angola	614	0.1 e	0.0 e	0.0 e	0.0 e	0.0 e	0.0 e
Cameroon	622	0.0	0.0 r	0.0 r	0.0 r	0.0 r	0.0 r	0.1 e	0.0 e	0.0 e	0.0 e	0.0 e	0.0 e
Côte d'Ivoire	662	0.0	0.0 r	0.0 r	0.0 r	0.0 r	0.0 r	0.2 e	0.1 e	0.1 e	0.1 e	0.1 e	0.1 e
Eritrea	643	9.7 e	5.3 e	2.0 e	3.4 e	2.0 e	2.3 e	1.9 e	0.3 e	0.6 e	0.6 e	0.3 e	0.5 e
Ethiopia	644	134.7	28.1 r	26.9 r	36.4 r	32.5 r	38.9 r	108.8	28.6 r	23.2 r	29.8 r	27.4 r	28.5 r
Ghana	652	0.2 e	0.0 e	0.0 e	0.0 e	0.0 e	0.0 e	0.2	0.0 r	0.0 r	0.1 r	0.0 r	0.0 r
Kenya	664	10.2	1.6 r	1.4 r	3.0 r	2.3 r	3.4 r	6.0	1.6 r	1.3 r	1.6 r	1.5 r	1.6 r
Madagascar	674	0.0	0.0 r	0.0 r	0.0 r	0.0 r	0.0 r	0.2	0.1 r	0.0 r	0.1 r	0.1 r	0.1 r
Mauritius	684	0.0 e	0.0 e	0.0 e	0.0 e	0.0 e	0.1 e	0.0 e	0.0 e	0.0 e	0.0 e	0.0 e
Nigeria	694	0.1 e	0.0 e	0.0 e	0.0 e	0.0 e	0.0 e
Rwanda	714	0.1 e	0.0 e	0.0 e	0.0 e	0.0 e	0.0 e	0.0 e	0.0 e	0.0 e	0.0 e
Senegal	722	0.1 e	0.0 e	0.0 e	0.0 e	0.0 e	0.0 e
South Africa	199	0.7	0.0 r	0.0 r	0.4 r	0.2 r	0.1 r	6.6	0.7 r	1.1 r	2.3 r	1.3 r	2.0 r
Tanzania	738	0.0	0.0 r	0.0 r	0.0 r	0.0 r	0.0 r	3.1 e	1.7 e	0.7 e	0.8 e	0.8 e	0.8 e
Africa n.s.	799	0.5	0.1 r	0.1 r	0.1 r	0.1 r	0.1 r
Western Hemisphere	205	32.3	8.1	8.1	8.1	8.1	8.1	8.7	0.3	1.0	1.2	1.3	5.2
Brazil	223	31.5	7.9 r	7.9 r	7.9 r	7.9 r	7.9 r	4.8	0.1 r	0.1 r	0.3 r	0.3 r	4.1 r
Colombia	233	0.0 e	0.0 e	0.0 e	0.0 e	0.0 e	0.4 e	0.1 e	0.1 e	0.1 e	0.1 e	0.1 e
Guatemala	258	0.4 e	0.1 e	0.1 e	0.1 e	0.1 e	0.1 e	0.3 e	0.1 e	0.1 e	0.1 e	0.1 e	0.1 e
Mexico	273	0.3	0.1 r	0.1 r	0.1 r	0.1 r	0.1 r	0.0	0.0 r	0.0 r	0.0 r	0.0 r	0.0 r
Peru	293	0.0 e	0.0 e	0.0 e	0.0 e	0.0 e	0.0 e	3.1 e	0.7 e	0.7 e	0.8 e	0.9 e
Countries & Areas n.s.	898	10.6	2.8 r	2.3 r	2.9 r	2.7 r	2.8 r
Memorandum Items													
Africa	605	217.1	44.6	38.6	61.6	51.2	65.5	142.6	37.2	30.3	39.4	35.4	37.6
Middle East	405	63.0	11.6	8.7	18.5	14.6	21.1	675.3	176.9	144.3	184.6	170.0	176.4
European Union	998	15.5	1.7	1.8	2.9	2.7	8.0	385.8	92.4	109.4	88.1	89.0	99.4
Export earnings: fuel	080	62.7	10.1	8.7	18.4	14.5	21.0	641.1	168.8	136.6	175.2	161.4	167.8
Export earnings: nonfuel	092	284.0	59.6	50.9	79.2	68.0	86.0	905.8	233.0	230.1	227.2	217.2	231.2

Dominica (321)

In Millions of U.S. Dollars

		Exports (FOB)						Imports (CIF)					
		2016	2015Q4	2016Q1	2016Q2	2016Q3	2016Q4	2016	2015Q4	2016Q1	2016Q2	2016Q3	2016Q4
IFS World		6.2	56.5
World	001	47.9	10.4	15.6	10.9	11.1	10.3	212.2	50.6	47.7	60.4	52.8	51.3
Advanced Economies	110	4.0	0.8	0.9	0.9	1.3	0.9	100.1	21.8	19.2	32.7	23.9	24.3
Euro Area	163	1.0	0.3	0.3	0.2	0.3	0.2	25.5	2.6	2.3	15.6	2.8	4.8
Austria	122	0.0 e	0.0 e	0.0 e	0.4	0.0 r	0.3 r	0.1 r	0.0 r	0.0 r
Belgium	124	0.0	0.0 r	0.3	0.1 r	0.1 r	0.1 r	0.0 r	0.0 r
France	132	0.8	0.3 r	0.2 r	0.1 r	0.3 r	0.2 r	2.4	1.0 r	1.0 r	0.7 r	0.4 r	0.3 r
Germany	134	0.0	0.0 r	0.0 r	0.0 r	0.0 r	0.0 r	0.9	0.2 r	0.1 r	0.2 r	0.2 r	0.4 r
Ireland	178	0.0 e	0.0 e	0.0 e	0.0 e	0.0 e	0.1	0.0 r	0.1 r
Italy	136	0.1	0.0 r	0.0 r	0.0 r	0.0 r	0.0 r	18.7	0.7 r	0.1 r	13.9 r	1.8 r	2.9 r
Netherlands	138	0.1	0.0 r	0.0 r	0.0 r	0.0 r	0.0 r	2.5	0.6 r	0.7 r	0.5 r	0.3 r	0.9 r
Portugal	182	0.0 e	0.0 e	0.1	0.0 r	0.0 r	0.0 r	0.0 r	0.0 r
Spain	184	0.1	0.0 r	0.0 r	0.0 r	0.0 r	0.0 r
Australia	193	0.1	0.0 r	0.0 r	0.0 r	0.0 r	0.0 r	0.4	0.4 r	0.2 r	0.1 r	0.1 r
Canada	156	0.0	0.0 r	0.0 r	0.0 r	0.0 r	0.0 r	2.9	0.7 r	0.5 r	0.6 r	1.2 r	0.6 r
China,P.R.: Hong Kong	532	0.0	0.0 r	0.0 r	0.0 r	0.0 r	0.0 r	0.2	0.0 r	0.0 r	0.0 r	0.0 r	0.0 r
Czech Republic	935	0.1	0.1 r	0.0 r
Denmark	128	0.0	0.0 r	0.0 r	0.0 r	0.7	0.3 r	0.5 r	0.1 r	0.0 r	0.1 r
Israel	436	0.2 e	0.2 e	0.0	0.0 r	0.0 r	0.0 r	0.0 r	0.0 r
Japan	158	6.9	1.9 r	1.8 r	1.6 r	1.8 r	1.7 r
Korea, Republic of	542	0.0	0.0 r	0.0 r	0.0 r	0.0 r	0.7	0.1 r	0.2 r	0.3 r	0.2 r	0.1 r
New Zealand	196	0.3 e	0.0 e	0.2 e	0.0 e	0.0 e	0.1 e
Sweden	144	0.0 e	0.0 e	0.0 e	0.0 e	0.0 e	0.0 e	0.4	0.0 r	0.0 r	0.1 r	0.2 r	0.1 r
Switzerland	146	0.1	0.0 r	0.0 r	0.0 r	0.0 r	0.1 r
Taiwan Prov.of China	528	0.0	0.0 r	0.0 r	0.0 r	0.0 r	0.0 r	0.1	0.0 r	0.0 r	0.0 r	0.0 r	0.0 r
United Kingdom	112	0.1	0.1 r	0.0 r	0.0 r	0.0 r	0.0 r	11.6	1.8 r	1.5 r	3.9 r	3.4 r	2.9 r
United States	111	2.4	0.4 r	0.5 r	0.7 r	0.9 r	0.3 r	50.4	13.8 r	12.0 r	10.4 r	14.1 r	13.9 r
Emerg. & Dev. Economies	200	43.7	9.5	14.6	10.0	9.8	9.4	92.6	23.9	23.6	22.9	23.8	22.3
Emerg. & Dev. Asia	505	0.8	0.3	0.2	0.2	0.2	0.2	9.2	3.1	2.6	2.4	2.3	1.9
Cambodia	522	0.1 e	0.0 e	0.0 e	0.0 e	0.0 e	0.0 e
China,P.R.: Mainland	924	0.0	0.0 r	0.0 r	0.0 r	0.0 r	0.0 r	7.3	2.3 r	1.7 r	2.0 r	2.0 r	1.6 r
India	534	0.2	0.0 r	0.0 r	0.1 r	0.1 r	0.0 r
Indonesia	536	0.1	0.0 r	0.0 r	0.0 r	0.0 r	0.0 r
Myanmar	518	0.6 e	0.2 e	0.1 e	0.1 e	0.1 e	0.2 e
Sri Lanka	524	0.0 e	0.1 e	0.0 e	0.0 e	0.0 e	0.0 e
Thailand	578	0.0	0.0 r	0.0 r	0.0 r	0.0 r	0.0 r	1.2	0.7 r	0.8 r	0.2 r	0.1 r	0.1 r
Vietnam	582	0.1	0.0 r	0.0 r	0.0 r	0.0 r	0.0 r	0.0	0.0 r	0.0 r	0.0 r	0.0 r	0.0 r
Asia n.s.	598	0.3	0.1 r	0.1 r	0.1 r	0.1 r	0.1 r
Europe	170	1.0	0.0	0.8	0.1	0.0	0.1	0.5	0.0	0.4	0.0	0.0	0.0
Emerg. & Dev. Europe	903	0.9	0.0	0.8	0.0	0.0	0.0	0.1	0.0	0.0	0.0	0.0	0.0
Montenegro	943	0.1 e	0.0 e	0.0 e	0.0 e	0.0 e	0.0 e
Poland	964	0.8	0.0 r	0.8 r	0.0 r	0.0 r
Turkey	186	0.1	0.0 r	0.0 r	0.0 r	0.0 r	0.0 r
CIS	901	0.1	0.0	0.0	0.0	0.0	0.1	0.4	0.0	0.4	0.0	0.0	0.0
Russian Federation	922	0.1 e	0.0 e	0.0 e	0.0 e	0.0 e	0.1 e	0.4	0.4 r	0.0 r
Mid East, N Africa, Pak	440	8.4	2.9	2.3	2.2	1.9	2.0	0.1	0.0	0.0	0.0	0.0	0.0
Egypt	469	2.0 e	0.8 e	0.5 e	0.5 e	0.5 e	0.5 e	0.0	0.0 r	0.0 r	0.0 r	0.0 r	0.0 r
Kuwait	443	0.2 e	0.1 e	0.0 e	0.1 e	0.0 e	0.1 e
Lebanon	446	0.1 e	0.0 e	0.0 e	0.0 e	0.0 e
Saudi Arabia	456	6.1 e	2.0 e	1.7 e	1.6 e	1.4 e	1.4 e	0.0	0.0 r	0.0 r	0.0 r	0.0 r	0.0 r
Sub-Saharan Africa	603	1.0	0.2	0.2	0.3	0.3	0.3	0.5	0.1	0.1	0.1	0.1	0.1
Congo, Republic of	634	0.1 e	0.0 e	0.0 e	0.0 e	0.0 e	0.0 e	0.0 e	0.0 e	0.0 e	0.0 e	0.0 e	0.0 e
Senegal	722	0.9 e	0.2 e	0.2 e	0.2 e	0.2 e	0.3 e
South Africa	199	0.3	0.0 r	0.1 r	0.0 r	0.1 r	0.1 r
Swaziland	734	0.1	0.0 r	0.0 r	0.0 r	0.0 r	0.0 r
Western Hemisphere	205	32.5	6.1	11.1	7.2	7.4	6.8	82.4	20.7	20.4	20.3	21.4	20.2
Anguilla	312	0.1	0.0 r	0.0 r	0.0 r	0.0 r	0.0 r	0.0	0.0 r	0.0 r	0.0 r	0.0 r	0.0 r
Antigua and Barbuda	311	2.1	0.4 r	0.7 r	0.5 r	0.5 r	0.4 r	4.8	1.2 r	1.2 r	1.2 r	1.3 r	1.2 r
Argentina	213	0.0 e	0.0 e	0.0 e	0.0 e	0.0 e	0.0 e	0.3	0.1 r	0.1 r	0.1 r	0.1 r	0.1 r
Bahamas, The	313	0.1	0.0 r	0.0 r	0.0 r	0.0 r	0.0 r	2.0	0.5 r	0.5 r	0.5 r	0.5 r	0.5 r

Dominica (321)

In Millions of U.S. Dollars

		Exports (FOB)						Imports (CIF)					
		2016	2015Q4	2016Q1	2016Q2	2016Q3	2016Q4	2016	2015Q4	2016Q1	2016Q2	2016Q3	2016Q4
Barbados	316	2.4	0.4 r	0.8 r	0.5 r	0.5 r	0.5 r	4.1	1.0 r	1.0 r	1.0 r	1.1 r	1.0 r
Belize	339	0.1	0.0 r	0.0 r	0.0 r	0.0 r	0.0 r	0.1	0.0 r	0.0 r	0.0 r	0.0 r	0.0 r
Brazil	223	0.0	0.0 r	0.0 r	0.0 r	2.3	0.4 r	0.5 r	0.6 r	0.5 r	0.7 r
Chile	228	0.0 e	0.0 e	0.0 e	0.0 e	0.0 e	0.2	0.0 r	0.0 r	0.0 r	0.0 r	0.1 r
Colombia	233	0.0	0.0 r	0.0 r	0.0 r	0.0 r	0.0 r	3.2	0.8 r	0.8 r	0.8 r	0.8 r	0.8 r
Costa Rica	238	0.0	0.0 r	0.0 r	0.0 r	0.0 r	0.0 r	0.5	0.1 r	0.1 r	0.1 r	0.1 r	0.1 r
Curacao	354	0.0	0.0 r	0.0 r	0.0 r	0.0 r	0.0 r	0.4	0.1 r	0.1 r	0.1 r	0.1 r	0.1 r
Dominican Republic	243	0.0	0.0 r	0.0 r	0.0 r	0.0 r	0.0 r	4.0	1.0 r	1.0 r	1.0 r	1.0 r	1.0 r
Ecuador	248	0.2	0.0 r	0.0 r	0.0 r	0.0 r	0.0 r
Grenada	328	0.2	0.0 r	0.1 r	0.0 r	0.0 r	0.0 r	2.5	0.6 r	0.6 r	0.6 r	0.7 r	0.6 r
Guatemala	258	0.0	0.0 r	0.0 r	0.0 r	0.0 r	0.0 r	0.9	0.2 r	0.2 r	0.2 r	0.2 r	0.2 r
Guyana	336	4.4	0.9 r	1.3 r	1.0 r	1.1 r	1.0 r	2.0	0.5 r	0.5 r	0.5 r	0.5 r	0.5 r
Haiti	263	0.5	0.1 r	0.2 r	0.1 r	0.1 r	0.1 r	0.0	0.0 r	0.0 r	0.0 r	0.0 r	0.0 r
Jamaica	343	6.3	1.1 r	2.2 r	1.4 r	1.4 r	1.3 r	4.1	1.0 r	1.0 r	1.0 r	1.1 r	1.0 r
Mexico	273	1.0	0.3 r	0.3 r	0.3 r	0.3 r	0.3 r
Montserrat	351	0.1	0.0 r	0.0 r	0.0 r	0.0 r	0.0 r	0.0	0.0 r	0.0 r	0.0 r	0.0 r	0.0 r
Panama	283	0.0	0.0 r	0.0 r	0.0 r	0.0 r	0.0 r	1.5	0.4 r	0.4 r	0.4 r	0.4 r	0.4 r
Paraguay	288	0.3 e	0.0 e
Peru	293	0.3	0.1 r	0.1 r	0.1 r	0.1 r	0.1 r
St. Kitts and Nevis	361	5.5	1.0 r	1.9 r	1.2 r	1.3 r	1.1 r	1.1	0.3 r	0.3 r	0.3 r	0.3 r	0.3 r
St. Lucia	362	1.0	0.2 r	0.3 r	0.2 r	0.2 r	0.2 r	3.8	1.0 r	0.9 r	0.9 r	1.0 r	0.9 r
St. Vincent & Grens.	364	0.4	0.1 r	0.2 r	0.1 r	0.1 r	0.1 r	3.6	0.9 r	0.9 r	0.9 r	0.9 r	0.9 r
Suriname	366	0.7	0.1 r	0.2 r	0.2 r	0.2 r	0.1 r	0.2	0.0 r	0.0 r	0.0 r	0.0 r	0.0 r
Trinidad and Tobago	369	7.3	1.3 r	2.5 r	1.6 r	1.6 r	1.5 r	38.5	9.8 r	9.6 r	9.5 r	10.1 r	9.3 r
Venezuela, Rep. Bol.	299	0.1	0.0 r	0.0 r	0.0 r	0.0 r	0.0 r
Western Hem. n.s.	399	1.2	0.2 r	0.4 r	0.3 r	0.3 r	0.2 r	0.7	0.2 r	0.2 r	0.2 r	0.2 r	0.2 r
Countries & Areas n.s.	898	0.1	0.0 r	0.0 r	0.0 r	0.0 r	0.0 r	19.5	5.0 r	4.9 r	4.8 r	5.1 r	4.7 r
Memorandum Items													
Africa	605	1.0	0.2	0.2	0.3	0.3	0.3	0.5	0.1	0.1	0.1	0.1	0.1
Middle East	405	8.4	2.9	2.3	2.2	1.9	2.0	0.1	0.0	0.0	0.0	0.0	0.0
European Union	998	1.9	0.4	1.1	0.2	0.3	0.3	38.4	4.8	4.4	19.7	6.4	7.9
Export earnings: fuel	080	13.8	3.3	4.3	3.3	3.1	3.1	42.5	10.6	10.9	10.4	11.0	10.2
Export earnings: nonfuel	092	34.1	7.0	11.3	7.6	8.0	7.2	169.7	40.0	36.8	50.0	41.8	41.1

Dominican Republic (243)

In Millions of U.S. Dollars

		Exports (FOB)						Imports (FOB)					
		2016	2015Q4	2016Q1	2016Q2	2016Q3	2016Q4	2016	2015Q4	2016Q1	2016Q2	2016Q3	2016Q4
IFS World		865.0	1,008.3	4,253.7	3,856.0
World	001	9,587.2	2,082.3	2,156.5	2,404.1	2,561.6	2,465.0	19,028.1	4,538.4	4,205.5	4,676.1	5,120.7	5,025.9
Advanced Economies	110	6,545.0	1,436.7	1,484.4	1,632.6	1,780.7	1,647.2	11,011.8	2,657.1	2,474.6	2,687.1	2,929.9	2,920.2
Euro Area	163	544.6	129.2	115.7	149.5	145.7	133.7	1,899.7	448.8	399.5	505.0	502.6	492.6
Austria	122	0.4	0.1 r	0.0 r	0.1 r	0.1 r	0.1 r	14.5	2.8 r	2.7 r	3.9 r	5.8 r	2.1 r
Belgium	124	82.5	17.9 r	18.7 r	21.3 r	23.7 r	18.7 r	87.6	18.6 r	22.0 r	24.5 r	20.1 r	21.1 r
Cyprus	423	0.2	0.0 r	0.1 r	0.0 r	0.0 r	0.0 r	0.9	0.0 r	0.0 r	0.0 r	0.8 r	0.1 r
Estonia	939	0.4	0.1 r	0.1 r	0.1 r	0.1 r	0.1 r	3.5	0.2 r	0.3 r	2.5 r	0.6 r
Finland	172	0.1	0.1 r	0.0 r	0.0 r	0.0 r	0.0 r	5.2	1.7 r	1.0 r	1.0 r	1.0 r	2.3 r
France	132	43.4	11.2 r	10.7 r	12.3 r	9.5 r	10.9 r	179.7	46.7 r	38.8 r	44.3 r	55.2 r	41.5 r
Germany	134	97.9	23.7 r	20.3 r	27.3 r	25.7 r	24.7 r	327.4	98.0 r	69.5 r	84.1 r	72.8 r	101.0 r
Greece	174	0.7	0.2 r	0.2 r	0.1 r	0.1 r	0.2 r	2.7	0.7 r	0.9 r	0.6 r	0.6 r	0.6 r
Ireland	178	2.0	0.6 r	0.6 r	0.4 r	0.5 r	0.5 r	39.4	7.3 r	8.9 r	9.8 r	10.5 r	10.2 r
Italy	136	41.4	6.1 r	8.1 r	11.3 r	13.0 r	9.2 r	448.5	103.9 r	104.1 r	132.3 r	100.7 r	111.4 r
Latvia	941	0.0	0.0 r	0.0 r	0.0 r	0.0 r	0.0 r	0.2	0.0 r	0.0 r	0.0 r	0.1 r	0.1 r
Lithuania	946	0.0	0.0 r	0.0 r	0.0 r	0.0 r	3.5	0.3 r	0.6 r	1.1 r	0.9 r	0.8 r
Luxembourg	137	0.0	0.0 r	0.0 r	0.0 r	0.0 r	0.0 r	0.5	0.2 r	0.2 r	0.1 r	0.1 r	0.1 r
Malta	181	0.1	0.5 r	0.0 r	0.0 r	0.0 r	2.0	0.3 r	0.3 r	0.5 r	0.6 r	0.6 r
Netherlands	138	172.1	44.5 r	37.8 r	48.4 r	43.1 r	42.8 r	129.0	31.3 r	22.0 r	32.5 r	42.0 r	32.5 r
Portugal	182	0.5	1.9 r	0.1 r	0.1 r	0.2 r	0.1 r	21.0	5.5 r	3.9 r	4.7 r	4.6 r	7.9 r
Slovak Republic	936	0.1	0.0 r	0.0 r	0.0 r	0.0 r	0.0 r	0.9	0.5 r	0.3 r	0.2 r	0.1 r	0.3 r
Slovenia	961	0.0	0.0 r	0.0 r	0.0 r	0.0 r	0.0 r	4.2	0.3 r	0.9 r	0.2 r	0.2 r	2.8 r
Spain	184	102.8	22.3 r	18.9 r	28.1 r	29.5 r	26.3 r	628.8	130.5 r	123.2 r	164.8 r	184.1 r	156.7 r
Australia	193	9.8	1.1 r	4.5 r	1.6 r	1.9 r	1.9 r	19.0	3.1 r	1.9 r	2.0 r	13.7 r	1.3 r
Canada	156	756.4	158.6 r	248.5 r	106.9 r	224.3 r	176.6 r	188.2	83.0 r	45.6 r	52.4 r	43.3 r	46.8 r
China,P.R.: Hong Kong	532	17.8	4.0 r	4.4 r	3.7 r	4.1 r	5.5 r	36.5	15.2 r	8.1 r	9.0 r	9.8 r	9.6 r
Czech Republic	935	1.5	0.3 r	0.2 r	0.2 r	0.6 r	0.6 r	10.4	4.5 r	2.5 r	2.5 r	1.8 r	3.5 r
Denmark	128	10.7	2.3 r	2.2 r	2.7 r	3.0 r	2.8 r	96.1	20.2 r	20.6 r	21.2 r	29.0 r	25.3 r
Iceland	176	0.0	0.0 r	0.0 r	0.0 r	0.0 r	0.0 r	0.2	0.0 r	0.0 r	0.0 r	0.0 r	0.0 r
Israel	436	1.5	1.4 r	0.3 r	0.4 r	0.4 r	0.4 r	31.2	6.7 r	6.6 r	7.9 r	10.6 r	6.1 r
Japan	158	1.4	1.1 r	0.4 r	0.2 r	0.4 r	0.4 r	276.3	77.8 r	69.7 r	68.8 r	68.8 r	69.0 r
Korea, Republic of	542	25.6	4.2 r	4.8 r	5.5 r	8.6 r	6.7 r	329.5	78.7 r	70.2 r	79.2 r	74.7 r	105.4 r
New Zealand	196	5.9	1.2 r	1.2 r	1.7 r	1.7 r	1.3 r	14.6	3.0 r	4.5 r	2.0 r	2.6 r	5.5 r
Norway	142	5.1	1.0 r	1.0 r	1.3 r	1.5 r	1.3 r	53.1	11.0 r	14.0 r	9.6 r	19.3 r	10.2 r
Singapore	576	16.7	2.3 r	2.2 r	4.3 r	6.8 r	3.4 r	14.1	3.6 r	3.4 r	3.0 r	3.8 r	3.8 r
Sweden	144	50.8	6.1 r	9.7 r	15.0 r	13.9 r	12.2 r	68.4	14.5 r	18.4 r	14.5 r	18.8 r	16.8 r
Switzerland	146	307.1	16.6 r	60.9 r	71.5 r	102.0 r	72.6 r	48.4	7.4 r	9.3 r	12.1 r	13.2 r	13.8 r
Taiwan Prov.of China	528	57.5	5.8 r	9.9 r	17.5 r	16.9 r	13.2 r	92.1	25.1 r	19.7 r	23.3 r	24.7 r	24.5 r
United Kingdom	112	147.4	28.3 r	30.4 r	50.2 r	34.7 r	32.0 r	119.2	35.0 r	29.3 r	27.5 r	25.8 r	36.6 r
United States	111	4,585.2	1,073.1 r	988.0 r	1,200.2 r	1,214.2 r	1,182.8 r	7,715.1	1,819.5 r	1,751.3 r	1,847.2 r	2,067.3 r	2,049.3 r
Emerg. & Dev. Economies	200	2,472.3	525.1	532.3	631.3	631.1	677.7	7,745.7	1,816.7	1,671.4	1,923.3	2,118.0	2,033.0
Emerg. & Dev. Asia	505	727.6	175.6	122.0	205.1	164.9	235.5	2,898.6	752.3	579.0	730.9	818.3	770.3
Bangladesh	513	4.2	0.9 r	1.0 r	1.0 r	1.1 r	1.0 r	4.0	1.0 r	1.0 r	1.0 r	1.0 r	1.0 r
Bhutan	514	0.1	0.0 r	0.0 r	0.0 r	0.0 r	0.0 r
Cambodia	522	0.2	0.0 r	0.0 r	0.0 r	0.0 r	0.0 r	0.9	0.2 r	0.2 r	0.2 r	0.2 r	0.2 r
China,P.R.: Mainland	924	81.8	34.7 r	29.8 r	13.6 r	15.8 r	22.6 r	2,390.5	638.4 r	463.0 r	624.1 r	672.1 r	631.4 r
Fiji	819	0.0	0.0 r	0.0 r	0.0 r	0.0 r	0.0 r	6.1	1.5 r	1.4 r	1.5 r	1.6 r	1.6 r
F.T. New Caledonia	839	0.0	0.0 r	0.0 r	0.0 r	0.0 r	0.0 r	0.1	0.0 r	0.0 r	0.0 r	0.0 r	0.0 r
India	534	600.9	133.3 r	81.3 r	180.4 r	137.6 r	201.7 r	228.6	52.2 r	49.8 r	44.5 r	67.8 r	66.4 r
Indonesia	536	0.9	0.1 r	0.2 r	0.2 r	0.3 r	0.2 r	76.9	9.4 r	16.2 r	19.0 r	20.9 r	20.8 r
Malaysia	548	2.0	0.3 r	0.6 r	0.6 r	0.4 r	0.4 r	42.6	8.0 r	10.8 r	9.8 r	11.0 r	10.9 r
Myanmar	518	0.1	0.0 r	0.0 r	0.0 r	0.0 r	0.0 r
Philippines	566	28.5	4.0 r	7.0 r	7.1 r	7.3 r	7.1 r	2.7	1.1 r	0.6 r	0.7 r	0.7 r	0.7 r
Sri Lanka	524	0.2	0.1 r	0.1 r	0.1 r	0.1 r	0.1 r	2.3	0.6 r	0.6 r	0.6 r	0.6 r	0.6 r
Thailand	578	6.0	1.5 r	1.3 r	1.4 r	1.6 r	1.7 r	70.4	21.8 r	18.9 r	11.7 r	22.6 r	17.2 r
Vietnam	582	2.1	0.4 r	0.5 r	0.5 r	0.6 r	0.5 r	73.3	18.1 r	16.4 r	17.9 r	19.6 r	19.4 r
Asia n.s.	598	0.5	0.1 r	0.1 r	0.1 r	0.1 r	0.1 r	0.0	0.0 r	0.0 r	0.0 r	0.0 r	0.0 r
Europe	170	15.3	5.1	3.2	3.8	4.9	3.5	161.7	47.1	46.2	36.7	45.8	33.0
Emerg. & Dev. Europe	903	13.0	4.4	2.8	3.3	4.2	2.8	99.5	32.4	27.5	21.7	24.8	25.4
Albania	914	0.1	0.0 r	0.0 r	0.0 r	0.0 r	0.0 r	0.6	0.1 r	0.1 r	0.1 r	0.2 r	0.2 r

Dominican Republic (243)

In Millions of U.S. Dollars

		Exports (FOB)						Imports (FOB)					
		2016	2015Q4	2016Q1	2016Q2	2016Q3	2016Q4	2016	2015Q4	2016Q1	2016Q2	2016Q3	2016Q4
Bulgaria	918	0.4	0.1 r	0.1 r	0.1 r	0.1 r	0.1 r	1.3	1.0 r	0.6 r	0.2 r	0.2 r	0.3 r
Croatia	960	0.1	0.0 r	0.0 r	0.1 r	0.1 r	0.0 r	0.1	0.0 r	0.0 r	0.0 r	0.0 r	0.0 r
Gibraltar	823	0.1	0.0 r	0.0 r	0.0 r	0.0 r	0.0 r	0.0	0.0 r	0.0 r	0.0 r	0.0 r	0.0 r
Hungary	944	0.3	0.1 r	0.1 r	0.0 r	0.1 r	0.0 r	13.4	4.0 r	2.5 r	3.6 r	2.4 r	4.9 r
Poland	964	8.9	3.5 r	1.9 r	2.3 r	3.0 r	1.8 r	16.8	6.0 r	2.9 r	3.4 r	6.0 r	4.4 r
Romania	968	0.2	0.1 r	0.0 r	0.0 r	0.1 r	0.1 r	2.0	0.6 r	0.8 r	0.6 r	0.5 r	0.2 r
Serbia, Republic of	942	0.0	0.0 r	0.0 r	0.0 r	0.0 r	0.0 r	0.9	0.1 r	0.1 r	0.1 r	0.5 r	0.3 r
Turkey	186	2.8	0.6 r	0.6 r	0.7 r	0.8 r	0.7 r	64.4	20.6 r	20.5 r	13.7 r	15.0 r	15.3 r
CIS	901	2.3	0.7	0.4	0.5	0.7	0.7	62.2	14.7	18.6	15.0	21.0	7.6
Belarus	913	0.0	0.0 r	0.0 r	0.0 r	0.0 r	0.0 r	1.2	0.0 r	0.3 r	0.4 r	0.2 r	0.3 r
Georgia	915	0.2	0.0 r	0.0 r	0.0 r	0.0 r	0.0 r
Kyrgyz Republic	917	0.1	0.0 r	0.0 r	0.0 r	0.0 r	0.0 r
Moldova	921	0.1	0.0 r	0.0 r	0.0 r	0.0 r	0.0 r
Russian Federation	922	2.1	0.7 r	0.4 r	0.5 r	0.6 r	0.6 r	53.7	11.3 r	11.9 r	14.5 r	20.5 r	6.9 r
Ukraine	926	0.1	0.0 r	0.0 r	0.0 r	0.0 r	0.0 r	7.0	3.3 r	6.4 r	0.0 r	0.3 r	0.2 r
Europe n.s.	884	0.1	0.0 r	0.0 r	0.0 r	0.0 r	0.0 r	0.0	0.0 r	0.0 r	0.0 r	0.0 r	0.0 r
Mid East, N Africa, Pak	440	14.1	3.2	3.5	3.6	3.7	3.3	38.0	10.8	8.5	9.5	10.2	9.7
Afghanistan, I.R. of	512	0.7	0.2 r	0.2 r	0.2 r	0.2 r	0.2 r
Algeria	612	0.1	0.0 r	0.0 r	0.0 r	0.0 r	0.0 r
Bahrain, Kingdom of	419	0.1	0.0 r	0.0 r	0.0 r	0.0 r	0.0 r	0.0	0.0 r	0.0 r	0.0 r	0.0 r	0.0 r
Egypt	469	0.0	0.0 r	0.0 r	0.0 r	0.0 r	0.0 r	0.2	0.5 r	0.0 r	0.1 r	0.1 r	0.1 r
Iraq	433	0.1	0.0 r	0.0 r	0.0 r	0.0 r	0.0 r	0.1	0.0 r	0.0 r	0.0 r	0.0 r	0.0 r
Jordan	439	0.0	0.0 r	0.0 r	0.0 r	0.0 r	0.0 r	0.7	0.2 r	0.0 r	0.4 r	0.4 r
Kuwait	443	0.0	0.0 r	0.0 r	0.0 r	0.0 r	0.0 r	2.3	0.6 r	0.5 r	0.6 r	0.6 r	0.6 r
Lebanon	446	1.1	0.3 r	0.2 r	0.3 r	0.3 r	0.2 r	0.0	0.0 r	0.0 r	0.0 r
Morocco	686	1.0	1.0 r	0.2 r	0.2 r	0.2 r	0.2 r
Oman	449	0.3	0.1 r	0.1 r	0.1 r	0.1 r	0.1 r
Pakistan	564	0.4	0.1 r	0.1 r	0.1 r	0.1 r	0.1 r	11.6	3.0 r	2.7 r	2.9 r	3.1 r	3.0 r
Qatar	453	0.9	0.2 r	0.2 r	0.2 r	0.3 r	0.2 r
Saudi Arabia	456	0.8	0.2 r	0.2 r	0.2 r	0.2 r	0.2 r	6.4	1.6 r	1.4 r	1.6 r	1.7 r	1.7 r
Sudan	732	0.0	0.0 r	0.0 r	0.0 r	0.0 r	0.0 r	0.1	0.0 r	0.0 r	0.0 r	0.0 r	0.0 r
Syrian Arab Republic	463	0.1	0.0 r	0.0 r	0.0 r	0.0 r	0.0 r	0.3	0.1 r	0.1 r	0.1 r	0.1 r	0.1 r
Tunisia	744	0.9	0.2 r	0.2 r	0.2 r	0.2 r	0.2 r	3.8	1.0 r	1.0 r	1.0 r	1.0 r	1.0 r
United Arab Emirates	466	10.5	2.4 r	2.7 r	2.6 r	2.7 r	2.5 r	9.3	2.3 r	2.1 r	2.3 r	2.5 r	2.5 r
Sub-Saharan Africa	603	5.7	1.1	1.2	1.3	1.6	1.6	25.7	5.4	5.5	7.7	5.4	7.1
Cameroon	622	0.0	0.0 r	3.4	0.8 r	0.8 r	0.8 r	0.9 r	0.9 r
Central African Rep.	626	0.0	0.0 r	0.0 r	0.0 r	0.0 r	0.0 r	0.1	0.0 r	0.0 r	0.0 r	0.0 r	0.0 r
Chad	628	0.1	0.0 r	0.0 r	0.0 r	0.0 r	0.0 r
Côte d'Ivoire	662	1.6	0.4 r	0.4 r	0.4 r	0.4 r	0.4 r
Ethiopia	644	0.7	0.2 r	0.2 r	0.2 r	0.2 r	0.2 r	0.0	0.0 r	0.0 r	0.0 r	0.0 r	0.0 r
Gabon	646	0.0	0.0 r	0.0 r	0.0 r	0.0 r	0.0 r	1.9	0.5 r	0.4 r	0.5 r	0.5 r	0.5 r
Ghana	652	0.1	0.0 r	0.0 r	0.0 r	0.0 r	0.0 r	0.4	0.1 r	0.1 r	0.1 r	0.1 r	0.1 r
Kenya	664	0.3	0.1 r	0.1 r	0.1 r	0.1 r	0.1 r	0.1	0.0 r	0.0 r	0.0 r	0.0 r	0.0 r
Liberia	668	0.2	0.0 r	0.0 r	0.0 r	0.0 r	0.0 r
Madagascar	674	0.0	0.0 r	0.0 r	0.0 r	0.0 r	0.0 r	0.9	0.2 r	0.2 r	0.2 r	0.3 r	0.2 r
Mali	678	0.1	0.0 r	0.0 r	0.0 r	0.0 r	0.0 r	0.0	0.0 r	0.0 r	0.0 r	0.0 r	0.0 r
Nigeria	694	0.7	0.2 r	0.2 r	0.2 r	0.2 r	0.2 r
São Tomé & Príncipe	716	1.0	0.2 r	0.3 r	0.3 r	0.3 r	0.3 r	0.1	0.0 r	0.0 r	0.0 r	0.0 r	0.0 r
Sierra Leone	724	0.1	0.0 r	0.0 r	0.0 r	0.0 r	0.0 r
South Africa	199	1.5	0.2 r	0.2 r	0.3 r	0.5 r	0.6 r	14.0	2.5 r	2.9 r	4.9 r	2.2 r	4.0 r
Swaziland	734	1.3	0.3 r	0.3 r	0.3 r	0.4 r	0.4 r
Tanzania	738	0.0	0.0 r	0.0 r	0.0 r	0.0 r	0.0 r	0.3	0.1 r	0.1 r	0.1 r	0.1 r	0.1 r
Uganda	746	0.1	0.0 r	0.0 r	0.0 r	0.0 r	0.0 r	0.3	0.1 r	0.1 r	0.1 r	0.1 r	0.1 r
Africa n.s.	799	1.5	0.3 r	0.4 r	0.4 r	0.4 r	0.4 r	0.0	0.0 r	0.0 r	0.0 r	0.0 r	0.0 r
Western Hemisphere	205	1,709.6	340.1	402.3	417.5	456.0	433.7	4,621.9	1,001.1	1,032.3	1,138.4	1,238.2	1,212.9
Anguilla	312	1.3	0.3 r	0.3 r	0.3 r	0.3 r	0.3 r
Antigua and Barbuda	311	4.4	1.0 r	1.1 r	1.1 r	1.2 r	1.1 r	0.0	0.0 r	0.0 r	0.0 r	0.0 r	0.0 r
Argentina	213	1.4	0.3 r	0.3 r	0.3 r	0.3 r	0.3 r	140.7	31.5 r	33.2 r	34.7 r	35.9 r	36.9 r
Aruba	314	5.5	1.1 r	1.3 r	1.3 r	1.4 r	1.4 r	157.5	24.6 r	39.3 r	39.5 r	39.5 r	39.3 r
Bahamas, The	313	8.9	2.0 r	2.2 r	2.2 r	2.3 r	2.1 r	263.9	65.2 r	59.1 r	64.4 r	70.6 r	69.8 r

Dominican Republic (243)

In Millions of U.S. Dollars

		Exports (FOB)						Imports (FOB)					
		2016	2015Q4	2016Q1	2016Q2	2016Q3	2016Q4	2016	2015Q4	2016Q1	2016Q2	2016Q3	2016Q4
Barbados	316	8.0	1.7 r	2.0 r	2.0 r	2.1 r	2.0 r	2.4	0.6 r	0.6 r	0.6 r	0.6 r	0.6 r
Belize	339	0.7	0.1 r	0.2 r	0.2 r	0.2 r	0.2 r	0.3	0.1 r	0.1 r	0.1 r	0.1 r	0.1 r
Bermuda	319	1.5	0.3 r	0.4 r	0.4 r	0.4 r	0.4 r	0.0	0.0 r	0.0 r	0.0 r	0.0 r	0.0 r
Bolivia	218	0.6	0.1 r	0.2 r	0.2 r	0.2 r	0.2 r	3.2	0.5 r	0.8 r	0.8 r	0.8 r	0.8 r
Brazil	223	4.0	1.7 r	1.1 r	0.8 r	1.2 r	0.9 r	615.5	185.3 r	167.1 r	136.9 r	192.6 r	118.9 r
Chile	228	12.6	3.4 r	2.0 r	4.4 r	2.9 r	3.3 r	65.2	14.5 r	13.9 r	19.8 r	13.9 r	17.6 r
Colombia	233	78.5	11.6 r	18.9 r	19.2 r	20.8 r	19.6 r	474.6	105.5 r	110.5 r	117.2 r	125.4 r	121.5 r
Costa Rica	238	32.2	7.3 r	8.2 r	8.0 r	8.4 r	7.7 r	256.5	59.9 r	55.7 r	62.1 r	69.3 r	69.5 r
Curacao	354	16.2	4.0 r	4.3 r	4.1 r	4.1 r	3.6 r	36.9	9.1 r	8.3 r	9.0 r	9.9 r	9.8 r
Dominica	321	2.9	0.6 r	0.7 r	0.7 r	0.8 r	0.7 r	0.7	0.2 r	0.2 r	0.2 r	0.2 r	0.2 r
Ecuador	248	6.6	3.0 r	1.6 r	1.6 r	1.7 r	1.6 r	123.9	20.4 r	27.3 r	30.1 r	33.3 r	33.2 r
El Salvador	253	5.2	2.0 r	1.1 r	1.2 r	1.3 r	1.5 r	85.1	20.7 r	18.7 r	23.9 r	20.2 r	22.3 r
Grenada	328	2.6	0.5 r	0.6 r	0.6 r	0.7 r	0.6 r	0.1	0.0 r	0.0 r	0.0 r	0.0 r	0.0 r
Guatemala	258	33.2	6.3 r	7.7 r	8.0 r	8.9 r	8.5 r	161.9	39.4 r	35.9 r	39.4 r	43.5 r	43.2 r
Guyana	336	14.1	3.0 r	3.4 r	3.5 r	3.7 r	3.5 r	5.3	1.3 r	1.2 r	1.3 r	1.4 r	1.4 r
Haiti	263	1,098.9	214.6 r	258.2 r	267.2 r	293.1 r	280.4 r	52.5	13.0 r	11.7 r	12.8 r	14.0 r	13.9 r
Honduras	268	39.6	6.6 r	9.2 r	9.6 r	10.6 r	10.2 r	113.5	18.2 r	25.9 r	27.9 r	30.2 r	29.6 r
Jamaica	343	55.5	12.4 r	14.1 r	13.8 r	14.4 r	13.2 r	2.2	0.4 r	0.4 r	0.5 r	0.6 r	0.6 r
Mexico	273	40.4	10.6 r	8.9 r	9.3 r	12.0 r	10.2 r	994.8	222.4 r	236.8 r	274.5 r	232.2 r	251.4 r
Nicaragua	278	18.7	3.8 r	4.5 r	4.6 r	5.0 r	4.7 r	31.6	7.4 r	6.9 r	7.7 r	8.5 r	8.6 r
Panama	283	39.7	7.1 r	8.2 r	9.9 r	11.0 r	10.6 r	32.3	14.0 r	5.6 r	7.5 r	9.2 r	10.0 r
Paraguay	288	1.4	0.3 r	0.3 r	0.3 r	0.4 r	0.3 r	13.3	3.3 r	3.0 r	3.2 r	3.5 r	3.5 r
Peru	293	10.2	2.1 r	2.5 r	2.5 r	2.7 r	2.5 r	92.1	23.5 r	21.0 r	22.6 r	24.5 r	24.0 r
St. Kitts and Nevis	361	1.6	0.3 r	0.4 r	0.4 r	0.4 r	0.4 r	0.0	0.0 r	0.0 r	0.0 r	0.0 r	0.0 r
St. Lucia	362	6.3	1.3 r	1.5 r	1.5 r	1.7 r	1.6 r	0.0	0.0 r	0.0 r	0.0 r	0.0 r	0.0 r
St. Vincent & Grens.	364	2.6	0.5 r	0.6 r	0.6 r	0.7 r	0.7 r	0.0	0.0 r	0.0 r	0.0 r	0.0 r	0.0 r
Suriname	366	14.6	2.9 r	3.5 r	3.6 r	3.9 r	3.7 r	0.1	0.0 r	0.0 r	0.0 r	0.0 r	0.0 r
Trinidad and Tobago	369	28.5	5.9 r	6.9 r	7.0 r	7.5 r	7.1 r	377.0	49.9 r	61.8 r	84.7 r	109.3 r	121.3 r
Uruguay	298	3.5	0.7 r	0.8 r	0.9 r	0.9 r	0.9 r	70.6	18.0 r	17.5 r	17.6 r	17.7 r	17.7 r
Venezuela, Rep. Bol.	299	64.1	11.5 r	14.4 r	15.4 r	17.4 r	17.0 r	443.8	51.2 r	69.1 r	98.5 r	130.0 r	146.2 r
Western Hem. n.s.	399	43.5	9.2 r	10.6 r	10.7 r	11.4 r	10.7 r	4.4	1.1 r	1.0 r	1.1 r	1.2 r	1.2 r
Other Countries n.i.e	910	56.7	13.2	14.7	14.2	14.6	13.2	47.3	9.4	9.4	11.2	13.1	13.6
Cuba	928	51.8	12.2 r	13.5 r	13.0 r	13.3 r	12.0 r	33.8	6.1 r	6.4 r	7.9 r	9.5 r	10.0 r
Korea, Dem. People's Rep.	954	4.9	1.0 r	1.2 r	1.2 r	1.3 r	1.2 r	13.5	3.3 r	3.0 r	3.3 r	3.6 r	3.6 r
Countries & Areas n.s.	898	513.3	107.3 r	125.1 r	126.1 r	135.2 r	126.9 r	223.3	55.1 r	50.0 r	54.5 r	59.7 r	59.1 r
Memorandum Items													
Africa	605	6.6	1.3	1.4	1.6	1.8	1.8	30.6	7.3	6.7	9.0	6.6	8.3
Middle East	405	12.8	2.9	3.2	3.2	3.3	3.0	20.7	5.6	4.5	5.2	5.7	5.3
European Union	998	764.9	170.0	160.3	220.3	201.2	183.2	2,227.3	534.5	477.1	578.5	587.1	584.6
Export earnings: fuel	080	192.2	35.4	45.3	46.8	51.2	48.9	1,498.5	244.3	286.3	351.2	425.2	435.8
Export earnings: nonfuel	092	9,395.0	2,046.9	2,111.2	2,357.4	2,510.4	2,416.1	17,529.7	4,294.1	3,919.2	4,324.9	4,695.5	4,590.1

Ecuador (248)

In Millions of U.S. Dollars

		Exports (FOB)						Imports (CIF)					
		2016	2015Q4	2016Q1	2016Q2	2016Q3	2016Q4	2016	2015Q4	2016Q1	2016Q2	2016Q3	2016Q4
IFS World		4,088.1	3,627.2	4,297.5	4,235.2	4,727.3	3,880.0
World	001	16,424.2	4,093.4	3,624.3	4,294.1	4,231.9	4,273.8	16,864.5	4,684.3	3,837.6	3,936.8	4,391.0	4,699.1
Advanced Economies	110	8,551.6	2,175.9	1,887.1	2,235.8	2,203.4	2,225.3	8,599.3	2,405.7	1,956.8	2,007.4	2,239.0	2,396.1
Euro Area	163	2,474.2	594.0	546.0	646.9	637.5	643.8	1,843.8	516.9	419.6	430.4	480.1	513.8
Austria	122	2.9	0.4	0.6 r	0.8 r	0.7 r	0.7 r	24.5	4.1	5.6 r	5.7 r	6.4 r	6.8 r
Belgium	124	180.8	46.1	39.9 r	47.3 r	46.6 r	47.0 r	311.8	98.5	70.9 r	72.8 r	81.2 r	86.9 r
Cyprus	423	0.4	0.3	0.1 r	0.1 r	0.1 r	0.1 r	0.2
Estonia	939	46.7	10.8	10.3 r	12.2 r	12.0 r	12.2 r	0.0
Finland	172	3.9	0.9	0.9 r	1.0 r	1.0 r	1.0 r	20.7	19.8	4.7 r	4.8 r	5.4 r	5.8 r
France	132	239.3	63.9	52.8 r	62.6 r	61.7 r	62.3 r	99.0	25.9	22.5 r	23.1 r	25.8 r	27.6 r
Germany	134	641.0	132.4	141.5 r	167.6 r	165.2 r	166.8 r	476.0	112.2	108.3 r	111.1 r	123.9 r	132.6 r
Greece	174	45.7	10.7	10.1 r	12.0 r	11.8 r	11.9 r	2.4	1.4	0.5 r	0.6 r	0.6 r	0.7 r
Ireland	178	14.9	1.4	3.3 r	3.9 r	3.8 r	3.9 r	5.3	2.6	1.2 r	1.2 r	1.4 r	1.5 r
Italy	136	318.6	76.9	70.3 r	83.3 r	82.1 r	82.9 r	348.8	92.7	79.4 r	81.4 r	90.8 r	97.2 r
Latvia	941	0.4	0.1	0.1 r	0.1 r	0.1 r	0.1 r	9.6	1.1	2.2 r	2.2 r	2.5 r	2.7 r
Lithuania	946	20.7	3.9	4.6 r	5.4 r	5.3 r	5.4 r	0.8	0.7	0.2 r	0.2 r	0.2 r	0.2 r
Luxembourg	137	0.0	0.0	0.0 r	0.0 r	0.0 r	0.0 r	2.0	0.2	0.5 r	0.5 r	0.5 r	0.6 r
Malta	181	0.9	0.4	0.2 r	0.2 r	0.2 r	0.2 r
Netherlands	138	561.2	136.6	123.8 r	146.7 r	144.6 r	146.0 r	149.7	60.1	34.1 r	35.0 r	39.0 r	41.7 r
Portugal	182	17.0	4.9	3.7 r	4.4 r	4.4 r	4.4 r	12.4	3.4	2.8 r	2.9 r	3.2 r	3.5 r
Slovak Republic	936	0.2	0.1	0.0 r	0.0 r	0.0 r	0.0 r	0.4	0.6	0.1 r	0.1 r	0.1 r	0.1 r
Slovenia	961	45.4	8.0	10.0 r	11.9 r	11.7 r	11.8 r	0.7	0.2	0.2 r	0.2 r	0.2 r	0.2 r
Spain	184	334.2	96.3	73.7 r	87.4 r	86.1 r	87.0 r	379.8	93.2	86.4 r	88.7 r	98.9 r	105.8 r
Australia	193	14.8	5.5	3.3 r	3.9 r	3.8 r	3.9 r	2.8	1.3	0.6 r	0.7 r	0.7 r	0.8 r
Canada	156	158.3	39.3	34.9 r	41.4 r	40.8 r	41.2 r	176.5	50.0	40.2 r	41.2 r	45.9 r	49.2 r
China,P.R.: Hong Kong	532	18.7	4.5	4.1 r	4.9 r	4.8 r	4.9 r	109.3	38.4	24.9 r	25.5 r	28.5 r	30.5 r
Czech Republic	935	13.0	2.4	2.9 r	3.4 r	3.4 r	3.4 r	5.4	0.8	1.2 r	1.3 r	1.4 r	1.5 r
Denmark	128	7.2	2.7	1.6 r	1.9 r	1.9 r	1.9 r	19.6	3.9	4.5 r	4.6 r	5.1 r	5.5 r
Israel	436	10.2	1.9	2.2 r	2.7 r	2.6 r	2.7 r	23.5	5.4	5.3 r	5.5 r	6.1 r	6.5 r
Japan	158	224.1	47.9	49.5 r	58.6 r	57.7 r	58.3 r	285.3	87.9	64.9 r	66.6 r	74.3 r	79.5 r
Korea, Republic of	542	84.6	16.3	18.7 r	22.1 r	21.8 r	22.0 r	453.5	114.6	103.2 r	105.9 r	118.1 r	126.4 r
New Zealand	196	26.7	7.7	5.9 r	7.0 r	6.9 r	6.9 r	3.8	0.9	0.9 r	0.9 r	1.0 r	1.1 r
Norway	142	13.1	3.4	2.9 r	3.4 r	3.4 r	3.4 r	3.1	3.6	0.7 r	0.7 r	0.8 r	0.9 r
Singapore	576	7.5	1.4	1.6 r	2.0 r	1.9 r	1.9 r	48.4	9.6	11.0 r	11.3 r	12.6 r	13.5 r
Sweden	144	41.3	9.8	9.1 r	10.8 r	10.6 r	10.8 r	18.8	6.1	4.3 r	4.4 r	4.9 r	5.3 r
Switzerland	146	38.4	6.9	8.5 r	10.0 r	9.9 r	10.0 r	67.4	30.6	15.3 r	15.7 r	17.5 r	18.8 r
Taiwan Prov.of China	528	3.8	1.1	0.8 r	1.0 r	1.0 r	1.0 r	119.2	32.1	27.1 r	27.8 r	31.0 r	33.2 r
United Kingdom	112	168.1	34.1	37.1 r	44.0 r	43.3 r	43.8 r	74.7	17.0	17.0 r	17.4 r	19.5 r	20.8 r
United States	111	5,247.4	1,396.9	1,158.0 r	1,372.0 r	1,352.1 r	1,365.5 r	5,344.2	1,486.4	1,216.1 r	1,247.5 r	1,391.5 r	1,489.1 r
Emerg. & Dev. Economies	200	7,782.1	1,898.7	1,717.3	2,034.6	2,005.2	2,025.0	8,220.7	2,265.2	1,870.7	1,919.0	2,140.4	2,290.6
Emerg. & Dev. Asia	505	2,132.8	484.9	470.6	557.6	549.5	555.0	2,995.9	849.8	681.7	699.4	780.0	834.8
American Samoa	859	0.1	0.0	0.0 r	0.0 r	0.0 r	0.0 r	0.0	0.1	0.0 r	0.0 r	0.0 r	0.0 r
Bangladesh	513	0.2	0.1	0.1 r	0.1 r	0.1 r	0.1 r	0.8	0.8	0.2 r	0.2 r	0.2 r	0.2 r
Brunei Darussalam	516	0.3	0.0	0.1 r	0.1 r	0.1 r	0.1 r
Cambodia	522	0.3	0.1	0.1 r	0.1 r	0.1 r	0.1 r
China,P.R.: Mainland	924	568.0	158.0	125.3 r	148.5 r	146.3 r	147.8 r	2,664.2	747.3	606.2 r	621.9 r	693.7 r	742.3 r
Guam	829	1.0	0.1	0.2 r	0.3 r	0.3 r	0.3 r	0.0
India	534	124.5	32.4	27.5 r	32.5 r	32.1 r	32.4 r	145.6	40.8	33.1 r	34.0 r	37.9 r	40.6 r
Indonesia	536	49.0	10.0	10.8 r	12.8 r	12.6 r	12.7 r	42.8	12.5	9.7 r	10.0 r	11.2 r	11.9 r
Kiribati	826	0.2	4.3	0.0 r	0.0 r	0.0 r	0.1 r
Malaysia	548	201.8	33.1	44.5 r	52.8 r	52.0 r	52.5 r	22.5	7.2	5.1 r	5.3 r	5.9 r	6.3 r
Maldives	556	0.1	0.0	0.0 r	0.0 r	0.0 r	0.0 r
Philippines	566	8.0	1.7	1.8 r	2.1 r	2.1 r	2.1 r	2.4	0.4	0.5 r	0.6 r	0.6 r	0.7 r
Sri Lanka	524	6.1	0.5	1.4 r	1.6 r	1.6 r	1.6 r	4.1	1.4	0.9 r	1.0 r	1.1 r	1.2 r
Thailand	578	6.6	1.0	1.4 r	1.7 r	1.7 r	1.7 r	61.7	20.1	14.0 r	14.4 r	16.1 r	17.2 r
Vietnam	582	1,167.5	248.0	257.6 r	305.3 r	300.8 r	303.8 r	50.8	13.1	11.6 r	11.9 r	13.2 r	14.2 r
Asia n.s.	598	1.4
Europe	170	1,168.3	287.6	257.8	305.4	301.0	304.0	124.1	92.3	28.2	29.0	32.3	34.6
Emerg. & Dev. Europe	903	318.9	61.0	70.4	83.4	82.2	83.0	55.3	16.9	12.6	12.9	14.4	15.4
Albania	914	15.8	2.5	3.5 r	4.1 r	4.1 r	4.1 r

Ecuador (248)

In Millions of U.S. Dollars

		Exports (FOB)						Imports (CIF)					
		2016	2015Q4	2016Q1	2016Q2	2016Q3	2016Q4	2016	2015Q4	2016Q1	2016Q2	2016Q3	2016Q4
Bulgaria	918	14.2	3.5	3.1 r	3.7 r	3.7 r	3.7 r	4.0	0.5	0.9 r	0.9 r	1.0 r	1.1 r
Croatia	960	6.9	1.5	1.5 r	1.8 r	1.8 r	1.8 r	0.9	0.2	0.2 r	0.2 r	0.2 r	0.3 r
Hungary	944	2.5	0.4	0.6 r	0.7 r	0.7 r	0.7 r	1.4	0.5	0.3 r	0.3 r	0.4 r	0.4 r
Macedonia, FYR	962	0.3	0.0	0.1 r	0.1 r	0.1 r	0.1 r
Poland	964	57.2	14.1	12.6 r	15.0 r	14.7 r	14.9 r	10.0	2.8	2.3 r	2.3 r	2.6 r	2.8 r
Romania	968	4.9	1.8	1.1 r	1.3 r	1.3 r	1.3 r	2.4	4.2	0.5 r	0.5 r	0.6 r	0.7 r
Turkey	186	217.0	37.2	47.9 r	56.7 r	55.9 r	56.5 r	36.6	8.7	8.3 r	8.5 r	9.5 r	10.2 r
CIS	901	849.4	226.6	187.4	222.1	218.9	221.0	68.9	75.5	15.7	16.1	17.9	19.2
Armenia	911	0.1	0.0	0.0 r	0.0 r	0.0 r	0.0 r
Azerbaijan, Rep. of	912	7.4	1.0	1.6 r	1.9 r	1.9 r	1.9 r	0.0
Belarus	913	2.3	0.5	0.5 r	0.6 r	0.6 r	0.6 r
Georgia	915	22.1	6.1	4.9 r	5.8 r	5.7 r	5.7 r	0.1	0.0	0.0 r	0.0 r	0.0 r	0.0 r
Kazakhstan	916	17.1	3.4	3.8 r	4.5 r	4.4 r	4.4 r
Kyrgyz Republic	917	2.7	0.7	0.6 r	0.7 r	0.7 r	0.7 r
Moldova	921	2.0	0.3	0.4 r	0.5 r	0.5 r	0.5 r
Russian Federation	922	708.8	196.3	156.4 r	185.3 r	182.6 r	184.4 r	68.7	72.3	15.6 r	16.0 r	17.9 r	19.1 r
Tajikistan	923	1.1	0.3	0.2 r	0.3 r	0.3 r	0.3 r
Turkmenistan	925	0.3
Ukraine	926	84.8	17.3	18.7 r	22.2 r	21.8 r	22.1 r	0.1	3.2	0.0 r	0.0 r	0.0 r	0.0 r
Uzbekistan	927	1.0	0.4	0.2 r	0.3 r	0.3 r	0.3 r
Mid East, N Africa, Pak	440	254.5	61.7	56.2	66.5	65.6	66.2	20.1	7.5	4.6	4.7	5.2	5.6
Algeria	612	5.2	6.5	1.2 r	1.4 r	1.4 r	1.4 r
Bahrain, Kingdom of	419	4.1	0.6	0.9 r	1.1 r	1.0 r	1.1 r	0.1
Egypt	469	11.9	4.7	2.6 r	3.1 r	3.1 r	3.1 r	1.9	0.4	0.4 r	0.4 r	0.5 r	0.5 r
Iran, I.R. of	429	0.5	0.1	0.1 r	0.1 r	0.1 r	0.1 r	0.0
Iraq	433	10.6	2.3	2.3 r	2.8 r	2.7 r	2.8 r
Jordan	439	5.1	1.3	1.1 r	1.3 r	1.3 r	1.3 r	2.3	0.3	0.5 r	0.5 r	0.6 r	0.6 r
Kuwait	443	75.5	15.1	16.7 r	19.7 r	19.4 r	19.6 r	0.0	0.0	0.0 r	0.0 r	0.0 r	0.0 r
Lebanon	446	0.5	0.1	0.1 r	0.1 r	0.1 r	0.1 r
Libya	672	12.1	2.1	2.7 r	3.2 r	3.1 r	3.1 r
Mauritania	682	0.2	0.0	0.0 r	0.0 r	0.1 r	0.1 r
Morocco	686	6.3	1.8	1.4 r	1.7 r	1.6 r	1.6 r	0.0
Oman	449	1.0	0.1	0.2 r	0.3 r	0.3 r	0.3 r	0.0
Pakistan	564	0.0	0.0	0.0 r	0.0 r	0.0 r	0.0 r	3.7	1.1	0.8 r	0.9 r	1.0 r	1.0 r
Qatar	453	11.0	1.5	2.4 r	2.9 r	2.8 r	2.9 r	0.8	0.8	0.2 r	0.2 r	0.2 r	0.2 r
Saudi Arabia	456	76.2	16.0	16.8 r	19.9 r	19.6 r	19.8 r	3.5	2.2	0.8 r	0.8 r	0.9 r	1.0 r
Syrian Arab Republic	463	0.5	0.7	0.1 r	0.1 r	0.1 r	0.1 r	0.2
Tunisia	744	7.3	2.5	1.6 r	1.9 r	1.9 r	1.9 r	0.9	0.2	0.2 r	0.2 r	0.2 r	0.3 r
United Arab Emirates	466	26.6	6.4	5.9 r	7.0 r	6.9 r	6.9 r	6.8	2.1	1.6 r	1.6 r	1.8 r	1.9 r
Sub-Saharan Africa	603	12.0	5.7	2.7	3.1	3.1	3.1	4.8	1.9	1.1	1.1	1.2	1.3
Angola	614	0.4	0.1	0.1 r	0.1 r	0.1 r	0.1 r	0.0
Cabo Verde	624	0.1
Cameroon	622	0.5	0.1	0.1 r	0.1 r	0.1 r	0.1 r	0.1
Côte d'Ivoire	662	0.1	0.2	0.0	0.0 r	0.0 r	0.0 r	0.0 r
Ethiopia	644	0.1	0.1	0.0 r	0.0 r	0.0 r	0.0 r	0.0
Gabon	646	0.1	0.1
Ghana	652	0.2	0.0	0.0 r	0.0 r	0.0 r	0.0 r
Kenya	664	0.0	0.2	0.1	0.1 r	0.1 r	0.1 r	0.1 r
Madagascar	674	1.5	0.2	0.3 r	0.4 r	0.4 r	0.4 r
Mozambique	688	0.1
Nigeria	694	5.0	0.6	1.1 r	1.3 r	1.3 r	1.3 r
Seychelles	718	1.6	0.2	0.4 r	0.4 r	0.4 r	0.4 r
South Africa	199	2.2	4.1	0.5 r	0.6 r	0.6 r	0.6 r	4.3	1.3	1.0 r	1.0 r	1.1 r	1.2 r
Swaziland	734	0.1
Tanzania	738	0.5	0.0	0.1 r	0.1 r	0.1 r	0.1 r	0.1	0.0	0.0 r	0.0 r	0.0 r	0.0 r
Western Hemisphere	205	4,214.5	1,058.8	930.0	1,101.9	1,085.9	1,096.7	5,075.8	1,313.7	1,155.0	1,184.9	1,321.6	1,414.3
Antigua and Barbuda	311	0.3	0.0	0.1 r	0.1 r	0.1 r	0.1 r
Argentina	213	229.0	61.3	50.5 r	59.9 r	59.0 r	59.6 r	164.5	48.4	37.4 r	38.4 r	42.8 r	45.8 r
Aruba	314	0.1	0.1	0.0 r	0.0 r	0.0 r	0.0 r	32.5
Bahamas, The	313	0.5	0.1	0.1 r	0.1 r	0.1 r	0.1 r	0.0

Ecuador (248)

In Millions of U.S. Dollars

		Exports (FOB)						Imports (CIF)					
		2016	2015Q4	2016Q1	2016Q2	2016Q3	2016Q4	2016	2015Q4	2016Q1	2016Q2	2016Q3	2016Q4
Barbados	316	2.4	0.3	0.5 r	0.6 r	0.6 r	0.6 r	0.3	0.0	0.1 r	0.1 r	0.1 r	0.1 r
Bolivia	218	42.1	10.5	9.3 r	11.0 r	10.8 r	10.9 r	237.2	36.1	54.0 r	55.4 r	61.8 r	66.1 r
Brazil	223	76.5	21.5	16.9 r	20.0 r	19.7 r	19.9 r	707.5	177.0	161.0 r	165.2 r	184.2 r	197.1 r
Chile	228	1,151.2	215.3	254.0 r	301.0 r	296.6 r	299.6 r	507.6	135.3	115.5 r	118.5 r	132.2 r	141.4 r
Colombia	233	706.4	179.4	155.9 r	184.7 r	182.0 r	183.8 r	1,592.6	398.3	362.4 r	371.8 r	414.7 r	443.7 r
Costa Rica	238	34.1	7.3	7.5 r	8.9 r	8.8 r	8.9 r	29.3	9.3	6.7 r	6.8 r	7.6 r	8.2 r
Dominican Republic	243	101.0	17.3	22.3 r	26.4 r	26.0 r	26.3 r	6.6	4.2	1.5 r	1.5 r	1.7 r	1.8 r
El Salvador	253	9.5	2.1	2.1 r	2.5 r	2.5 r	2.5 r	5.9	1.7	1.3 r	1.4 r	1.5 r	1.6 r
Guatemala	258	24.2	6.9	5.3 r	6.3 r	6.2 r	6.3 r	31.0	7.0	7.0 r	7.2 r	8.1 r	8.6 r
Guyana	336	0.0	0.8
Haiti	263	0.6	0.3	0.1 r	0.1 r	0.1 r	0.1 r
Honduras	268	19.5	3.4	4.3 r	5.1 r	5.0 r	5.1 r	6.4	1.1	1.5 r	1.5 r	1.7 r	1.8 r
Jamaica	343	3.1	0.7	0.7 r	0.8 r	0.8 r	0.8 r	0.0	0.0	0.0 r	0.0 r	0.0 r	0.0 r
Mexico	273	200.4	38.7	44.2 r	52.4 r	51.6 r	52.2 r	455.3	131.3	103.6 r	106.3 r	118.5 r	126.9 r
Netherlands Antilles	353	3.2	0.4	0.7 r	0.8 r	0.8 r	0.8 r	1.1	0.7	0.3 r	0.3 r	0.3 r	0.3 r
Nicaragua	278	160.8	32.2	35.5 r	42.0 r	41.4 r	41.8 r	1.3	0.4	0.3 r	0.3 r	0.3 r	0.4 r
Panama	283	183.9	140.4	40.6 r	48.1 r	47.4 r	47.9 r	410.8	110.6	93.5 r	95.9 r	107.0 r	114.5 r
Paraguay	288	4.8	0.7	1.0 r	1.2 r	1.2 r	1.2 r	21.1	5.8	4.8 r	4.9 r	5.5 r	5.9 r
Peru	293	977.4	205.3	215.7 r	255.5 r	251.8 r	254.3 r	762.2	183.6	173.4 r	177.9 r	198.5 r	212.4 r
St. Lucia	362	0.8	0.1	0.2 r	0.2 r	0.2 r	0.2 r
Suriname	366	0.3	0.0	0.1 r	0.1 r	0.1 r	0.1 r
Trinidad and Tobago	369	3.1	1.3	0.7 r	0.8 r	0.8 r	0.8 r	6.1	1.2	1.4 r	1.4 r	1.6 r	1.7 r
Uruguay	298	23.0	5.0	5.1 r	6.0 r	5.9 r	6.0 r	123.9	25.8	28.2 r	28.9 r	32.3 r	34.5 r
Venezuela, Rep. Bol.	299	256.4	108.2	56.6 r	67.0 r	66.1 r	66.7 r	5.3	2.6	1.2 r	1.2 r	1.4 r	1.5 r
Other Countries n.i.e	910	34.4	5.7	7.6	9.0	8.9	8.9	0.1	1.6	0.0	0.0	0.0	0.0
Cuba	928	34.4	5.7	7.6 r	9.0 r	8.9 r	8.9 r	0.1	1.6	0.0 r	0.0 r	0.0 r	0.0 r
Special Categories	899	56.1	13.2	12.4 r	14.7 r	14.5 r	14.6 r	44.4	11.8	10.1 r	10.4 r	11.6 r	12.4 r
Memorandum Items													
Africa	605	30.9	16.5	6.8	8.1	8.0	8.0	5.9	2.1	1.3	1.4	1.5	1.6
Middle East	405	235.6	50.9	52.0	61.6	60.7	61.3	15.3	6.1	3.5	3.6	4.0	4.3
European Union	998	2,789.7	664.4	615.6	729.4	718.8	725.9	1,981.0	553.0	450.8	462.4	515.8	552.0
Export earnings: fuel	080	1,969.4	551.7	434.6	514.9	507.4	512.5	1,921.3	515.8	437.2	448.5	500.2	535.3
Export earnings: nonfuel	092	14,454.8	3,541.8	3,189.7	3,779.2	3,724.4	3,761.4	14,943.3	4,168.5	3,400.4	3,488.3	3,890.8	4,163.7

Egypt (469)

In Millions of U.S. Dollars

		Exports (FOB)						Imports (CIF)					
		2016	2015Q4	2016Q1	2016Q2	2016Q3	2016Q4	2016	2015Q4	2016Q1	2016Q2	2016Q3	2016Q4
IFS World	
World	001	22,697.1	5,226.6	5,664.3	5,922.9	5,425.9	5,684.0	58,382.9	17,788.6	14,677.5	15,750.4	13,981.2	13,973.8
Advanced Economies	110	7,389.6	1,872.7	1,973.1	1,942.6	1,710.6	1,763.4	25,983.4	8,175.5	6,565.2	7,018.1	6,205.0	6,195.2
Euro Area	163	4,349.0	1,154.6	1,199.7	1,147.6	990.1	1,011.6	14,912.4	4,918.6	3,939.3	4,042.3	3,483.8	3,447.0
Austria	122	11.9	2.5	2.8 r	3.1 r	2.9 r	3.1 r	225.9	54.8	50.1 r	60.4 r	57.1 r	58.3 r
Belgium	124	312.8	84.4	89.4 r	82.9 r	69.9 r	70.7 r	709.1	219.2	158.6 r	189.8 r	178.7 r	182.1 r
Cyprus	423	57.8	14.1	13.6 r	15.0 r	14.2 r	15.0 r	80.3	54.9	19.7 r	21.6 r	19.4 r	19.5 r
Estonia	939	3.3	0.6	0.8 r	0.9 r	0.8 r	0.9 r	17.1	10.1	4.1 r	4.6 r	4.2 r	4.2 r
Finland	172	15.6	3.8	6.1 r	4.3 r	2.8 r	2.4 r	420.3	121.0	97.2 r	112.8 r	104.4 r	105.9 r
France	132	504.0	165.4	162.0 r	135.5 r	104.8 r	101.7 r	1,324.1	539.9	435.6 r	366.2 r	270.6 r	251.6 r
Germany	134	539.8	124.6	142.8 r	141.8 r	125.5 r	129.7 r	5,073.5	1,466.3	1,265.8 r	1,368.8 r	1,218.8 r	1,220.0 r
Greece	174	183.6	27.0	36.7 r	46.9 r	47.8 r	52.1 r	679.9	309.6	226.0 r	188.3 r	137.9 r	127.7 r
Ireland	178	25.6	16.0	6.0 r	6.7 r	6.3 r	6.7 r	168.9	35.1	30.3 r	44.6 r	45.9 r	48.0 r
Italy	136	1,467.7	351.9	416.1 r	388.5 r	329.3 r	333.8 r	2,643.5	833.7	709.2 r	717.5 r	612.6 r	604.2 r
Latvia	941	4.3	0.5	1.0 r	1.1 r	1.1 r	1.1 r	53.9	11.0	13.2 r	14.5 r	13.0 r	13.1 r
Lithuania	946	10.2	2.5	2.4 r	2.6 r	2.5 r	2.6 r	64.8	11.3	11.2 r	17.1 r	17.8 r	18.7 r
Luxembourg	137	0.2	0.3	0.0 r	0.0 r	0.0 r	0.0 r	6.3	1.5	1.5 r	1.7 r	1.5 r	1.5 r
Malta	181	88.8	112.3	20.9 r	23.0 r	21.8 r	23.1 r	532.8	292.5	130.9 r	143.6 r	128.9 r	129.4 r
Netherlands	138	331.2	99.2	115.8 r	90.2 r	64.8 r	60.3 r	819.1	262.2	234.8 r	223.6 r	183.0 r	177.7 r
Portugal	182	89.3	31.8	21.2 r	23.2 r	21.8 r	23.1 r	110.7	23.6	20.6 r	29.3 r	29.8 r	31.0 r
Slovak Republic	936	0.1	0.0 r	0.0 r	0.0 r	0.0 r
Slovenia	961	48.0	19.3	11.3 r	12.4 r	11.8 r	12.5 r	35.0	12.0	7.6 r	9.3 r	8.9 r	9.1 r
Spain	184	654.7	98.3	150.6 r	169.4 r	162.0 r	172.6 r	1,947.1	659.8	522.7 r	528.5 r	451.1 r	444.8 r
Australia	193	23.1	5.7	5.4 r	6.0 r	5.7 r	6.0 r	278.2	63.4	73.5 r	75.4 r	65.0 r	64.3 r
Canada	156	51.5	86.2	15.2 r	13.6 r	11.3 r	11.4 r	252.7	100.8	75.0 r	69.2 r	55.3 r	53.2 r
China,P.R.: Hong Kong	532	28.1	3.1	6.6 r	7.3 r	6.9 r	7.3 r	45.2	13.2	11.1 r	12.2 r	10.9 r	11.0 r
China,P.R.: Macao	546	0.1	0.0 r	0.0 r	0.0 r	0.0 r	0.0
Czech Republic	935	76.4	17.0	16.0 r	19.6 r	19.6 r	21.2 r	559.8	153.4	126.4 r	149.9 r	140.5 r	143.1 r
Denmark	128	11.1	3.3	3.2 r	2.9 r	2.5 r	2.5 r	188.3	67.3	56.2 r	51.6 r	41.1 r	39.5 r
Iceland	176	1.2	0.5	0.3 r	0.3 r	0.3 r	0.3 r	8.0	11.7	2.0 r	2.2 r	1.9 r	1.9 r
Israel	436	50.9	15.7	13.5 r	13.3 r	11.8 r	12.2 r	40.1	17.4	13.1 r	11.1 r	8.2 r	7.7 r
Japan	158	48.8	21.4	11.2 r	12.6 r	12.1 r	12.9 r	1,123.4	411.6	264.5 r	301.8 r	277.0 r	280.1 r
Korea, Republic of	542	23.1	3.0	4.0 r	5.8 r	6.3 r	7.0 r	2,154.0	582.5	476.4 r	576.1 r	545.0 r	556.4 r
New Zealand	196	4.7	0.3	0.6 r	1.2 r	1.4 r	1.5 r	293.6	71.4	82.8 r	80.0 r	66.2 r	64.5 r
Norway	142	10.3	1.5	1.6 r	2.6 r	2.9 r	3.2 r	155.0	66.2	33.5 r	41.4 r	39.6 r	40.5 r
San Marino	135	0.3	0.0 r	0.1 r	0.1 r	0.1 r	0.0	0.0 r	0.0 r	0.0 r	0.0 r
Singapore	576	128.9	3.4	30.4 r	33.4 r	31.6 r	33.5 r	129.6	77.6	31.6 r	34.9 r	31.5 r	31.7 r
Sweden	144	23.9	5.5	5.6 r	6.2 r	5.9 r	6.2 r	618.6	156.7	147.6 r	166.3 r	151.6 r	153.0 r
Switzerland	146	492.7	49.4	116.1 r	127.8 r	120.8 r	128.1 r	611.5	148.1	124.0 r	162.7 r	159.8 r	165.0 r
Taiwan Prov.of China	528	4.1	1.5	1.0 r	1.1 r	1.0 r	1.1 r	330.3	98.6	81.2 r	89.0 r	79.9 r	80.2 r
United Kingdom	112	1,047.9	220.5	256.6 r	272.9 r	252.6 r	265.8 r	1,187.5	329.4	301.8 r	320.9 r	282.8 r	282.1 r
United States	111	1,013.5	280.1	286.1 r	268.1 r	227.9 r	231.4 r	3,095.2	887.6	725.3 r	831.2 r	764.8 r	774.0 r
Emerg. & Dev. Economies	200	14,966.4	3,253.7	3,610.9	3,891.8	3,631.7	3,831.9	32,380.9	9,610.0	8,107.8	8,727.3	7,771.7	7,774.1
Emerg. & Dev. Asia	505	1,428.3	295.8	338.8	370.9	349.2	369.5	11,720.0	3,490.7	2,954.8	3,157.4	2,805.3	2,802.6
Bangladesh	513	64.3	13.1	15.1 r	16.7 r	15.8 r	16.7 r	24.9	8.8	7.3 r	6.8 r	5.5 r	5.3 r
Brunei Darussalam	516	0.9	0.5	0.2 r	0.2 r	0.2 r	0.2 r	0.9	0.2 r	0.2 r	0.2 r	0.2 r
Cambodia	522	0.4	0.1 r	0.1 r	0.1 r	0.1 r	1.2	0.9	0.3 r	0.3 r	0.3 r	0.3 r
China,P.R.: Mainland	924	495.0	92.5	139.6 r	131.0 r	111.4 r	113.0 r	7,554.2	2,397.5	1,950.3 r	2,043.7 r	1,785.1 r	1,775.1 r
India	534	630.5	150.3	126.8 r	161.2 r	164.0 r	178.5 r	1,830.1	504.8	409.0 r	489.7 r	461.1 r	470.2 r
Indonesia	536	63.8	17.2	16.1 r	16.7 r	15.2 r	15.8 r	589.2	108.6	118.9 r	156.6 r	154.2 r	159.5 r
Malaysia	548	52.7	11.8	12.4 r	13.7 r	12.9 r	13.7 r	322.0	109.1	102.0 r	88.8 r	67.6 r	63.7 r
Maldives	556	3.4	0.7	0.8 r	0.9 r	0.8 r	0.9 r	0.1	0.0 r	0.0 r	0.0 r	0.0 r
Marshall Islands	867	7.6	0.8 r	1.8 r	2.4 r	2.6 r
Mongolia	948	0.1	0.0 r	0.0 r	0.0 r	0.0 r	0.1	0.0 r	0.0 r	0.0 r	0.0 r
Nepal	558	14.6	0.6	3.4 r	3.8 r	3.6 r	3.8 r	0.0	0.0 r	0.0 r	0.0 r	0.0 r
Philippines	566	6.0	0.4	1.4 r	1.6 r	1.5 r	1.6 r	15.2	4.6	4.4 r	4.2 r	3.4 r	3.3 r
Sri Lanka	524	23.5	4.5	5.5 r	6.1 r	5.8 r	6.1 r	29.2	12.2	7.7 r	7.9 r	6.8 r	6.7 r
Thailand	578	48.9	1.3	11.5 r	12.7 r	12.0 r	12.7 r	751.8	287.5	212.9 r	205.0 r	169.2 r	164.8 r
Vietnam	582	23.8	2.8	5.6 r	6.2 r	5.8 r	6.2 r	234.4	56.7	51.2 r	62.6 r	59.6 r	61.0 r
Asia n.s.	598	0.4	0.0	0.1 r	0.1 r	0.1 r	0.1 r	359.1	89.8 r	89.8 r	89.8 r	89.8 r

Egypt (469)

In Millions of U.S. Dollars

		Exports (FOB)						Imports (CIF)					
		2016	2015Q4	2016Q1	2016Q2	2016Q3	2016Q4	2016	2015Q4	2016Q1	2016Q2	2016Q3	2016Q4
Europe	170	2,073.1	488.0	551.8	544.8	480.7	495.9	8,369.1	2,465.9	2,137.3	2,262.2	1,988.3	1,981.4
Emerg. & Dev. Europe	903	1,761.5	406.1	445.2	460.3	418.7	437.4	3,908.2	1,184.3	1,005.0	1,057.0	925.3	920.9
Albania	914	6.0	1.7	1.1 r	1.5 r	1.6 r	1.8 r	2.4	0.6	0.6 r	0.6 r	0.6 r	0.6 r
Bosnia and Herzegovina	963	0.7	0.1	0.2 r	0.2 r	0.2 r	0.2 r	18.5	7.7	5.5 r	5.1 r	4.1 r	3.9 r
Bulgaria	918	56.8	14.1	17.8 r	15.2 r	12.0 r	11.8 r	172.4	77.4	42.4 r	46.5 r	41.7 r	41.9 r
Croatia	960	17.1	3.6	4.8 r	4.5 r	3.8 r	3.9 r	80.8	25.7	19.8 r	21.8 r	19.6 r	19.7 r
Hungary	944	27.1	4.5	5.7 r	6.9 r	7.0 r	7.5 r	242.2	40.5	51.0 r	64.5 r	62.4 r	64.2 r
Macedonia, FYR	962	0.4	0.1	0.1 r	0.1 r	0.1 r	0.1 r	0.5	0.1	0.1 r	0.1 r	0.1 r	0.1 r
Montenegro	943	0.5	0.1	0.1 r	0.1 r	0.1 r	0.1 r	2.9	0.9	0.7 r	0.8 r	0.7 r	0.7 r
Poland	964	98.8	24.4	24.6 r	25.8 r	23.7 r	24.8 r	286.8	77.7	62.1 r	76.6 r	73.2 r	75.0 r
Romania	968	114.5	29.2	30.7 r	30.1 r	26.4 r	27.2 r	557.8	170.4	165.4 r	152.8 r	122.2 r	117.5 r
Serbia, Republic of	942	2.1	1.6	0.5 r	0.5 r	0.5 r	0.5 r	38.4	4.1	9.4 r	10.4 r	9.3 r	9.3 r
Turkey	186	1,437.5	326.5	359.7 r	375.2 r	343.2 r	359.4 r	2,505.5	779.3	648.1 r	677.9 r	591.5 r	588.0 r
CIS	901	311.6	82.0	106.5	84.5	62.0	58.5	4,457.4	1,279.0	1,131.4	1,204.2	1,062.1	1,059.7
Armenia	911	1.3	0.4	0.3 r	0.3 r	0.3 r	0.3 r
Azerbaijan, Rep. of	912	1.2	0.3	0.3 r	0.3 r	0.3 r	0.3 r	0.4	0.3	0.1 r	0.1 r	0.1 r	0.1 r
Belarus	913	3.7	0.2	0.9 r	1.0 r	0.9 r	1.0 r	28.0	14.8	6.9 r	7.5 r	6.8 r	6.8 r
Georgia	915	4.0	1.2	0.9 r	1.0 r	1.0 r	1.0 r	9.4	7.4	2.3 r	2.5 r	2.3 r	2.3 r
Kazakhstan	916	3.9	1.0	0.9 r	1.0 r	1.0 r	1.0 r	45.7	3.0	11.2 r	12.3 r	11.1 r	11.1 r
Moldova	921	1.0	0.1	0.2 r	0.3 r	0.2 r	0.3 r	4.2	2.9	1.0 r	1.1 r	1.0 r	1.0 r
Russian Federation	922	266.3	74.7	95.9 r	72.8 r	50.9 r	46.8 r	2,209.8	765.1	604.9 r	600.7 r	506.7 r	497.5 r
Tajikistan	923	0.1	0.0 r	0.0 r	0.0 r	0.0 r	0.0	0.1	0.0 r	0.0 r	0.0 r	0.0 r
Turkmenistan	925	2.1	0.1	0.5 r	0.5 r	0.5 r	0.5 r	1.6	0.9	0.4 r	0.4 r	0.4 r	0.4 r
Ukraine	926	27.6	4.0	6.5 r	7.2 r	6.8 r	7.2 r	2,157.1	481.6	504.3 r	579.1 r	533.5 r	540.2 r
Uzbekistan	927	0.3	0.0	0.1 r	0.1 r	0.1 r	0.1 r	1.2	2.9	0.3 r	0.3 r	0.3 r	0.3 r
Europe n.s.	884	3.5	2.7	0.9 r	0.9 r	0.9 r	0.9 r
Mid East, N Africa, Pak	440	10,017.9	2,141.8	2,362.7	2,598.9	2,454.4	2,601.8	7,807.4	2,151.1	1,896.7	2,102.4	1,898.8	1,909.5
Afghanistan, I.R. of	512	3.9	0.6	0.9 r	1.0 r	1.0 r	1.0 r	0.3	0.0	0.1 r	0.1 r	0.1 r	0.1 r
Algeria	612	465.6	111.1	116.3 r	121.5 r	111.3 r	116.6 r	303.0	96.6	74.5 r	81.7 r	73.3 r	73.6 r
Bahrain, Kingdom of	419	59.4	12.2	13.6 r	15.4 r	14.8 r	15.7 r	87.1	30.6	21.4 r	23.5 r	21.1 r	21.1 r
Djibouti	611	27.6	5.4	7.5 r	7.3 r	6.4 r	6.5 r	0.1	1.6	0.0 r	0.0 r	0.0 r	0.0 r
Iran, I.R. of	429	10.1	1.8	2.4 r	2.6 r	2.5 r	2.6 r	15.7	5.2	4.8 r	4.3 r	3.4 r	3.2 r
Iraq	433	389.7	112.1	102.2 r	102.2 r	91.0 r	94.3 r	520.9	147.9	128.0 r	140.4 r	126.0 r	126.5 r
Jordan	439	522.9	125.0	136.0 r	137.0 r	122.6 r	127.2 r	70.4	22.2	18.3 r	19.0 r	16.6 r	16.5 r
Kuwait	443	378.2	113.7	108.8 r	100.3 r	84.1 r	85.0 r	1,117.5	323.5	274.6 r	301.1 r	270.3 r	271.4 r
Lebanon	446	801.2	116.5	137.3 r	202.3 r	218.8 r	242.7 r	94.7	31.9	23.2 r	25.5 r	23.0 r	23.1 r
Libya	672	581.8	147.9	153.2 r	152.7 r	135.6 r	140.3 r	68.4	61.2	16.8 r	18.4 r	16.5 r	16.6 r
Mauritania	682	10.4	3.6	2.4 r	2.7 r	2.5 r	2.7 r	1.9	0.2	0.5 r	0.5 r	0.5 r	0.5 r
Morocco	686	328.3	111.8	87.8 r	86.3 r	75.9 r	78.3 r	374.7	128.9	125.7 r	103.9 r	75.5 r	69.6 r
Oman	449	159.0	46.1	37.5 r	41.3 r	39.0 r	41.3 r	48.5	8.6	11.9 r	13.1 r	11.7 r	11.8 r
Pakistan	564	122.5	36.9	36.2 r	32.6 r	26.8 r	26.8 r	92.6	25.2	21.6 r	24.8 r	22.9 r	23.2 r
Qatar	453	280.4	80.7	84.6 r	74.8 r	60.7 r	60.3 r	1,553.4	261.0	330.1 r	414.3 r	399.1 r	409.9 r
Saudi Arabia	456	1,754.5	447.0	489.0 r	463.5 r	397.2 r	404.8 r	2,411.0	725.8	610.8 r	651.3 r	575.0 r	573.9 r
Somalia	726	45.8	17.5	10.8 r	11.9 r	11.2 r	11.9 r	1.2	0.1	0.3 r	0.3 r	0.3 r	0.3 r
Sudan	732	545.3	140.4	128.5 r	141.4 r	133.7 r	141.7 r	45.5	3.5	11.2 r	12.3 r	11.0 r	11.1 r
Syrian Arab Republic	463	181.7	57.2	51.2 r	48.0 r	40.9 r	41.6 r	121.5	30.8	26.1 r	32.4 r	31.1 r	31.9 r
Tunisia	744	170.6	28.8	35.5 r	43.7 r	43.8 r	47.5 r	84.8	25.0	14.8 r	22.4 r	23.3 r	24.3 r
United Arab Emirates	466	2,832.1	330.8	539.4 r	720.4 r	749.6 r	822.7 r	765.3	214.9	175.2 r	205.2 r	191.0 r	194.0 r
West Bank and Gaza	487	132.2	36.8	31.1 r	34.3 r	32.4 r	34.4 r	0.0	0.0	0.0 r	0.0 r	0.0 r	0.0 r
Yemen, Republic of	474	214.6	58.1	50.4 r	55.6 r	52.7 r	55.9 r	28.7	6.4	7.1 r	7.7 r	6.9 r	7.0 r
Sub-Saharan Africa	603	1,238.0	307.3	315.8	323.8	293.0	305.4	932.2	262.3	236.3	251.1	222.6	222.1
Angola	614	15.5	7.5	7.3 r	4.4 r	2.2 r	1.6 r	0.1	0.0	0.0 r	0.0 r	0.0 r	0.0 r
Benin	638	7.6	2.1	1.8 r	2.0 r	1.9 r	2.0 r	14.5	6.5	3.6 r	3.9 r	3.5 r	3.5 r
Burkina Faso	748	9.5	2.6	2.2 r	2.5 r	2.3 r	2.5 r	24.6	1.4	6.1 r	6.6 r	6.0 r	6.0 r
Burundi	618	7.9	1.4	1.9 r	2.0 r	1.9 r	2.0 r
Cabo Verde	624	1.4	0.5	0.3 r	0.4 r	0.3 r	0.4 r
Cameroon	622	28.5	4.5	6.3 r	7.4 r	7.2 r	7.7 r	1.7	0.3	0.3 r	0.5 r	0.5 r	0.5 r
Central African Rep.	626	0.4	0.0	0.1 r	0.1 r	0.1 r	0.1 r	0.1	0.0	0.0 r	0.0 r	0.0 r	0.0 r
Chad	628	5.4	1.7	1.3 r	1.4 r	1.3 r	1.4 r	0.3	0.1	0.1 r	0.1 r	0.1 r	0.1 r
Comoros	632	0.9	0.2	0.2 r	0.2 r	0.2 r	0.2 r	0.4	0.4	0.1 r	0.1 r	0.1 r	0.1 r

Egypt (469)

In Millions of U.S. Dollars

		Exports (FOB)						Imports (CIF)					
		2016	2015Q4	2016Q1	2016Q2	2016Q3	2016Q4	2016	2015Q4	2016Q1	2016Q2	2016Q3	2016Q4
Congo, Dem. Rep. of	636	8.9	2.3	2.1 r	2.3 r	2.2 r	2.3 r	1.8	5.5	0.5 r	0.5 r	0.4 r	0.4 r
Congo, Republic of	634	18.8	6.1	4.4 r	4.9 r	4.6 r	4.9 r	2.3	3.5	0.6 r	0.6 r	0.6 r	0.6 r
Côte d'Ivoire	662	34.0	13.2	8.0 r	8.8 r	8.3 r	8.8 r	2.3	1.4	1.0 r	0.7 r	0.4 r	0.3 r
Equatorial Guinea	642	32.4	8.1 r	8.1 r	8.1 r	8.1 r
Eritrea	643	68.6	15.6	16.2 r	17.8 r	16.8 r	17.8 r	3.8	1.5	0.9 r	1.0 r	0.9 r	0.9 r
Ethiopia	644	107.1	23.7	27.0 r	28.0 r	25.5 r	26.6 r	8.8	1.9	2.5 r	2.4 r	2.0 r	1.9 r
Gabon	646	13.3	2.7	3.1 r	3.5 r	3.3 r	3.5 r	0.6	0.1 r	0.1 r	0.1 r	0.1 r
Gambia, The	648	2.2	0.7	0.5 r	0.6 r	0.5 r	0.6 r	1.1	0.3 r	0.3 r	0.3 r	0.3 r
Ghana	652	69.4	21.4	27.3 r	19.2 r	12.3 r	10.6 r	15.3	3.2	3.0 r	4.0 r	4.0 r	4.2 r
Guinea	656	8.0	1.7	1.9 r	2.1 r	2.0 r	2.1 r	0.0	0.0	0.0 r	0.0 r	0.0 r	0.0 r
Guinea-Bissau	654	0.4	0.1	0.1 r	0.1 r	0.1 r	0.1 r	0.1	0.0 r	0.0 r	0.0 r	0.0 r
Kenya	664	267.5	66.0	65.1 r	69.6 r	64.7 r	68.1 r	273.1	74.0	67.1 r	73.6 r	66.1 r	66.3 r
Liberia	668	2.3	0.9	0.5 r	0.6 r	0.6 r	0.6 r
Malawi	676	3.6	0.9	0.9 r	0.9 r	0.9 r	0.9 r	6.9	3.2	1.7 r	1.8 r	1.7 r	1.7 r
Mali	678	18.7	5.3	8.3 r	5.3 r	2.9 r	2.2 r	0.0	0.0 r	0.0 r	0.0 r	0.0 r
Mauritius	684	21.2	4.3	5.1 r	5.5 r	5.1 r	5.4 r	2.6	0.5	0.6 r	0.7 r	0.6 r	0.6 r
Mozambique	688	10.8	0.7	2.5 r	2.8 r	2.6 r	2.8 r	0.0	0.0 r	0.0 r	0.0 r	0.0 r
Namibia	728	0.4	0.0	0.1 r	0.1 r	0.1 r	0.1 r	1.2	0.3 r	0.3 r	0.3 r	0.3 r
Niger	692	7.9	1.7	1.9 r	2.0 r	1.9 r	2.0 r	0.1	0.0	0.0 r	0.0 r	0.0 r	0.0 r
Nigeria	694	88.3	26.4	20.8 r	22.9 r	21.6 r	22.9 r	322.8	79.6	79.3 r	87.0 r	78.1 r	78.4 r
Rwanda	714	18.1	4.6	4.3 r	4.7 r	4.4 r	4.7 r	0.1	0.1	0.0 r	0.0 r	0.0 r	0.0 r
Senegal	722	47.3	9.3	12.4 r	12.4 r	11.0 r	11.4 r	1.0	1.0	0.3 r	0.3 r	0.3 r	0.3 r
Seychelles	718	3.8	0.9	0.9 r	1.0 r	0.9 r	1.0 r	0.0	0.0 r	0.0 r	0.0 r	0.0 r
Sierra Leone	724	2.2	0.9	0.5 r	0.6 r	0.5 r	0.6 r	0.1	0.0 r	0.0 r	0.0 r	0.0 r
South Africa	199	213.2	28.9	50.2 r	55.3 r	52.3 r	55.4 r	93.4	37.2	30.6 r	25.8 r	19.1 r	17.8 r
Swaziland	734	4.0	24.9	0.9 r	1.0 r	1.0 r	1.0 r	0.1	0.0	0.0 r	0.0 r	0.0 r	0.0 r
Tanzania	738	28.5	5.7	5.2 r	7.2 r	7.7 r	8.4 r	3.1	0.2	0.4 r	0.8 r	0.9 r	1.0 r
Togo	742	21.8	1.9	5.1 r	5.7 r	5.3 r	5.7 r
Uganda	746	42.9	10.8	12.7 r	11.4 r	9.4 r	9.4 r	2.6	0.4	0.6 r	0.7 r	0.6 r	0.6 r
Zambia	754	11.8	2.1	2.8 r	3.1 r	2.9 r	3.1 r	114.7	40.3	28.2 r	30.9 r	27.8 r	27.9 r
Zimbabwe	698	16.0	2.9	3.5 r	4.1 r	4.1 r	4.4 r	0.2	0.0	0.1 r	0.1 r	0.1 r	0.1 r
Western Hemisphere	205	209.1	20.7	41.9	53.4	54.5	59.4	3,552.2	1,240.0	882.6	954.3	856.8	858.5
Argentina	213	7.7	1.0	1.8 r	2.0 r	1.9 r	2.0 r	1,425.5	432.3	331.0 r	382.5 r	353.6 r	358.4 r
Barbados	316	0.1	0.0	0.0 r	0.0 r	0.0 r	0.0 r	0.0
Belize	339	1.7	0.0	0.4 r	0.5 r	0.4 r	0.4 r
Bolivia	218	0.0	0.0	0.0 r	0.0 r	0.0 r	0.0 r	0.2	0.0	0.0 r	0.0 r	0.0 r	0.0 r
Brazil	223	95.5	6.7	15.2 r	23.9 r	26.5 r	29.7 r	1,730.1	742.7	454.8 r	468.6 r	405.2 r	401.6 r
Chile	228	5.7	1.0	1.3 r	1.5 r	1.4 r	1.5 r	13.8	2.5	3.4 r	3.7 r	3.3 r	3.4 r
Colombia	233	7.5	1.6	1.9 r	1.9 r	1.8 r	1.9 r	7.1	2.4	1.7 r	1.9 r	1.7 r	1.7 r
Costa Rica	238	1.1	0.5	0.2 r	0.3 r	0.3 r	0.3 r	0.7	0.3	0.2 r	0.2 r	0.2 r	0.2 r
Dominica	321	0.5	0.1	0.1 r	0.1 r	0.1 r	0.1 r	2.1	0.9	0.5 r	0.6 r	0.5 r	0.5 r
Dominican Republic	243	3.4	0.5	0.8 r	0.9 r	0.8 r	0.9 r	1.5	0.1	0.4 r	0.4 r	0.4 r	0.4 r
Ecuador	248	1.4	0.2	0.2 r	0.3 r	0.4 r	0.5 r	11.8	11.1	2.9 r	3.2 r	2.9 r	2.9 r
El Salvador	253	0.2	0.1 r	0.1 r	0.1 r	0.1 r	0.0	0.0 r	0.0 r	0.0 r	0.0 r
Grenada	328	0.1	0.0 r	0.0 r	0.0 r	0.0 r	0.1	0.1	0.0 r	0.0 r	0.0 r	0.0 r
Guatemala	258	6.7	1.2	1.6 r	1.7 r	1.7 r	1.8 r	45.8	1.8	11.3 r	12.3 r	11.1 r	11.1 r
Haiti	263	2.1	0.5	0.5 r	0.5 r	0.5 r	0.5 r	0.0	0.0 r	0.0 r	0.0 r	0.0 r
Honduras	268	0.2	0.1	0.0 r	0.0 r	0.0 r	0.0 r	0.1	0.1	0.0 r	0.0 r	0.0 r	0.0 r
Jamaica	343	0.8	0.2	0.2 r	0.2 r	0.2 r	0.2 r	0.0	0.0	0.0 r	0.0 r	0.0 r	0.0 r
Mexico	273	56.6	3.2	13.3 r	14.7 r	13.9 r	14.7 r	59.2	15.1	13.2 r	15.8 r	14.9 r	15.2 r
Montserrat	351	0.2	0.0 r	0.0 r	0.1 r	0.1 r	0.0	0.0 r	0.0 r	0.0 r	0.0 r
Panama	283	3.2	1.6	0.8 r	0.8 r	0.8 r	0.8 r	0.1	0.1	0.0 r	0.0 r	0.0 r	0.0 r
Paraguay	288	0.7	0.2	0.2 r	0.2 r	0.2 r	0.2 r	20.9	9.5	5.1 r	5.6 r	5.1 r	5.1 r
Peru	293	4.4	0.9	1.0 r	1.1 r	1.1 r	1.2 r	5.3	1.2	1.3 r	1.4 r	1.3 r	1.3 r
Suriname	366	0.0	0.0	0.0 r	0.0 r	0.0 r	0.0 r	0.1	0.0	0.0 r	0.0 r	0.0 r	0.0 r
Trinidad and Tobago	369	0.9	0.3	0.2 r	0.2 r	0.2 r	0.2 r	184.5	46.1 r	46.1 r	46.1 r	46.1 r
Uruguay	298	9.6	0.7	2.3 r	2.5 r	2.4 r	2.5 r	14.4	11.9	3.5 r	3.9 r	3.5 r	3.5 r
Venezuela, Rep. Bol.	299	0.6	0.1	0.1 r	0.1 r	0.2 r	0.2 r	26.8	6.8	6.6 r	7.2 r	6.5 r	6.5 r
Western Hem. n.s.	399	0.4	1.1	0.1 r	0.1 r	0.1 r	0.1 r

Egypt (469)

In Millions of U.S. Dollars

		Exports (FOB)						Imports (CIF)					
		2016	2015Q4	2016Q1	2016Q2	2016Q3	2016Q4	2016	2015Q4	2016Q1	2016Q2	2016Q3	2016Q4
Other Countries n.i.e	910	0.7	0.3	0.2	0.2	0.2	0.2	4.9	1.3	1.2	1.3	1.2	1.2
Cuba	928	0.2	0.2	0.1 r	0.1 r	0.1 r	0.1 r	0.1	0.0 r	0.0 r	0.0 r	0.0 r
Korea, Dem. People's Rep.	954	0.4	0.0	0.1 r	0.1 r	0.1 r	0.1 r	4.8	1.3	1.2 r	1.3 r	1.2 r	1.2 r
Special Categories	899	340.3	99.8	80.2 r	88.3 r	83.4 r	88.5 r	0.1
Countries & Areas n.s.	898	0.2	0.1	0.0 r	0.0 r	0.0 r	0.0 r	13.7	1.8	3.4 r	3.7 r	3.3 r	3.3 r
Memorandum Items													
Africa	605	2,831.6	725.8	704.6	738.6	677.8	710.6	1,743.6	518.2	463.3	472.3	406.6	401.5
Middle East	405	8,297.8	1,685.8	1,936.7	2,150.5	2,041.8	2,168.7	6,903.1	1,870.0	1,648.2	1,856.3	1,691.8	1,706.9
European Union	998	5,822.7	1,476.6	1,564.7	1,531.9	1,343.5	1,382.6	18,806.5	6,017.0	4,911.9	5,093.0	4,418.8	4,382.8
Export earnings: fuel	080	7,551.6	1,584.5	1,834.4	1,964.9	1,826.9	1,925.3	9,766.7	2,754.4	2,417.5	2,629.2	2,357.1	2,362.9
Export earnings: nonfuel	092	15,145.5	3,642.1	3,830.0	3,958.0	3,598.9	3,758.7	48,616.2	15,034.2	12,259.9	13,121.3	11,624.1	11,610.9

El Salvador (253)

In Millions of U.S. Dollars

		Exports (FOB)						Imports (CIF)					
		2016	2015Q4	2016Q1	2016Q2	2016Q3	2016Q4	2016	2015Q4	2016Q1	2016Q2	2016Q3	2016Q4
IFS World		5,335.3	1,260.4	1,279.8	1,446.4	1,353.9	1,255.2	9,854.6	2,557.8	2,327.8	2,574.4	2,451.0	2,501.5
World	001	5,332.4	1,260.4	1,279.8	1,446.4	1,353.3	1,252.9	9,700.4	2,555.4	2,291.9	2,522.5	2,406.3	2,479.7
Advanced Economies	110	2,832.1	635.4	680.2	782.0	741.4	628.5	4,852.1	1,352.1	1,138.7	1,277.6	1,198.8	1,237.0
Euro Area	163	136.0	22.6	30.7	43.0	31.3	31.0	338.0	145.4	78.0	90.1	85.6	84.3
Austria	122	0.3	0.0	0.1	0.1	0.0	0.1 r	10.2	2.8	2.6	3.9	2.1	1.6 r
Belgium	124	7.6	2.0	3.4	2.1	1.3	0.9 r	21.5	4.0	3.2	7.7	4.4	6.2 r
Estonia	939	0.4	0.0	0.0	0.0	0.3
Finland	172	2.0	0.3	0.8	0.3	0.5	0.3 r	6.8	13.7	1.4	1.7	2.0	1.7 r
France	132	7.4	1.7	2.0	2.0	1.7	1.7 r	35.3	8.9	7.5	9.5	9.8	8.6 r
Germany	134	22.8	2.8	6.9	7.7	5.4	2.9 r	14.0	47.3	14.0 r
Greece	174	0.3	0.1	0.2	0.1	1.1	0.3	0.2	0.5	0.1	0.3 r
Ireland	178	0.3	0.1	0.2	0.0	11.0	2.8	3.2	3.2	2.5	2.1 r
Italy	136	28.9	4.8	6.7	7.9	8.1	6.2 r	75.4	17.7	22.7	22.8	18.8	11.1 r
Latvia	941	0.2	0.1	0.0	0.0	0.1	0.0 r
Lithuania	946	0.1	0.0	0.1	0.0	0.0	0.0	0.0	0.0	0.0 r
Luxembourg	137	0.0	0.0	0.0	0.0	0.0 r	0.2	0.0	0.0	0.1	0.0	0.1 r
Netherlands	138	24.1	3.0	2.8	12.9	3.8	4.7 r	32.7	7.8	8.9	9.5	6.5	7.8 r
Portugal	182	1.6	0.2	0.1	0.5	0.8	0.3 r	12.1	2.4	1.5	3.3	5.2	2.1 r
Slovak Republic	936	0.2	0.1	0.1	0.0	0.1	0.1 r	1.0	0.0	0.3	0.2	0.2	0.3 r
Slovenia	961	0.0	0.0	0.0	1.6	0.1	0.4	0.0	0.5	0.7 r
Spain	184	40.5	7.6	7.8	9.2	9.5	14.0 r	114.5	37.4	26.0	27.8	33.0	27.7 r
Australia	193	5.9	1.0	1.3	1.9	1.9	0.8 r	16.9	6.8	3.1	7.9	4.5	1.4 r
Canada	156	22.5	5.9	7.4	6.7	4.7	3.7 r	58.1	16.0	12.3	15.1	13.7	17.0 r
China,P.R.: Hong Kong	532	4.1	0.7	0.9	1.1	1.1	1.0 r	113.1	27.2	31.6	30.9	25.9	24.7 r
Czech Republic	935	0.3	0.0	0.1	0.0	0.1	0.0 r	44.0	8.2	13.8	10.6	10.5	9.1 r
Denmark	128	0.2	0.0	0.1	0.1	14.9	3.8	2.9	3.8	4.1	4.1 r
Israel	436	0.1	0.0	0.0	0.0	0.0	0.0 r	12.2	1.1	1.2	3.4	2.3	5.3 r
Japan	158	15.7	2.0	4.1	7.3	3.7	0.5 r	157.2	39.7	34.3	36.4	40.5	46.0 r
Korea, Republic of	542	10.1	2.1	2.0	3.3	2.7	2.1 r	127.8	26.6	30.6	32.0	34.5	30.6 r
New Zealand	196	0.8	0.1	0.3	0.3	0.2	0.0 r	16.6	5.3	5.6	4.7	3.0	3.3 r
Norway	142	1.1	0.0	0.4	0.8 r	0.6	0.3	0.0	0.5	0.0	0.0 r
Singapore	576	0.4	0.1	0.0	0.2	0.1	0.1 r	41.3	12.2	10.3	11.0	9.7	10.3 r
Sweden	144	0.2	0.1	0.0	0.1	0.0	0.0 r	21.8	8.3	5.1	7.4	3.9	5.4 r
Switzerland	146	0.5	0.0	0.2	0.2	0.0	0.1 r	51.1	14.1	15.2	13.9	8.4	13.5 r
Taiwan Prov.of China	528	35.6	3.2	17.7	6.3	7.4	4.2 r	129.7	33.4	29.0	34.1	35.3	31.2 r
United Kingdom	112	27.3	0.8	15.7	5.8	5.2	0.6 r	38.0	10.3	8.8	9.2	10.7	9.3 r
United States	111	2,571.4	596.8	599.6	705.1	683.1	583.6 r	3,670.9	993.1	856.9	966.5	906.1	941.4 r
Emerg. & Dev. Economies	200	2,489.4	623.0	598.2	662.1	608.6	620.5	4,844.2	1,202.8	1,152.7	1,244.7	1,206.4	1,240.2
Emerg. & Dev. Asia	505	42.8	2.3	2.5	27.0	2.8	10.5	1,070.7	298.2	251.6	258.0	278.7	282.4
Bangladesh	513	0.3	0.2	0.0	0.3	0.0	0.0 r	2.8	0.8	0.3	0.5	0.8	1.3 r
Cambodia	522	2.5	1.9	0.7	1.0	0.7	0.0 r
China,P.R.: Mainland	924	5.4	1.3	1.1	1.6	1.2	1.4 r	856.0	235.9	203.5	203.8	221.5	227.2 r
India	534	4.2	0.5	0.5	1.6	0.8	1.3 r	98.1	30.1	25.4	25.7	27.6	19.4 r
Indonesia	536	23.3	0.2	22.9	0.0	0.2 r	20.3	5.8	3.7	4.2	4.3	8.0 r
Malaysia	548	1.3	0.1	0.4	0.4	0.5	0.1 r	15.6	5.1	2.8	3.8	3.2	5.7 r
Myanmar	518	3.9	3.9 r	0.0	0.0	0.0	0.0	0.0 r
Nepal	558	0.0	0.0 r	0.2	0.1	0.2
Papua New Guinea	853	0.0	0.5	0.2	0.3	0.0
Philippines	566	0.1	0.0	0.0	0.1	0.0	0.0 r	2.5	0.8	0.8	0.7	0.3	0.8 r
Sri Lanka	524	0.0	0.0	2.7	1.2	0.6	0.6	0.7	0.8 r
Thailand	578	0.2	0.0	0.1	0.0	0.0	0.0 r	44.8	11.0	9.6	11.0	12.7	11.5 r
Vietnam	582	4.1	0.1	0.1	0.2	0.3	3.6 r	24.5	5.6	3.8	6.3	6.8	7.5 r
Europe	170	0.7	0.1	0.1	0.3	0.1	0.2	26.0	6.3	5.8	7.1	8.7	4.4
Emerg. & Dev. Europe	903	0.5	0.0	0.1	0.3	0.1	0.1	11.1	2.6	2.6	2.6	3.0	3.0
Bulgaria	918	0.0	0.0	0.4	0.1	0.1	0.1	0.0	0.2 r
Croatia	960	0.0	0.3	0.0	0.0	0.0 r
Hungary	944	0.0	0.0	0.0	0.8	0.1	0.1	0.2	0.3	0.2 r
Poland	964	0.0	0.0	0.0	0.0	0.0	2.9	0.6	0.4	0.8	0.8	0.9 r
Romania	968	0.0	0.0	0.0 r	0.3	0.1	0.1	0.1	0.1	0.1 r
Turkey	186	0.4	0.0	0.0	0.3	0.0	0.1 r	6.6	1.5	1.8	1.5	1.7	1.6 r

El Salvador (253)

In Millions of U.S. Dollars

		Exports (FOB)						Imports (CIF)					
		2016	2015Q4	2016Q1	2016Q2	2016Q3	2016Q4	2016	2015Q4	2016Q1	2016Q2	2016Q3	2016Q4
CIS	901	0.2	0.0	0.0	0.1	0.0	0.1	14.7	3.6	3.2	4.5	5.6	1.3
Russian Federation	922	0.1	0.0	0.0	0.0	0.0	0.0 r	14.2	3.4	3.1	4.4	5.5	1.2 r
Ukraine	926	0.1	0.0	0.1 r	0.5	0.1	0.1	0.1	0.2	0.1 r
Europe n.s.	884	0.0	0.2	0.1	0.1	0.0	0.1	0.0 r
Mid East, N Africa, Pak	440	4.0	0.6	1.1	1.9	0.7	0.3	26.3	6.4	6.3	7.7	7.3	5.0
Algeria	612	0.1	0.2	0.1	0.0	0.0
Egypt	469	0.0	0.0	0.0	0.0	0.0	1.5	0.0	0.1	0.6	0.6	0.1 r
Iran, I.R. of	429	0.0	0.0	0.0	0.1	0.0	0.1
Jordan	439	2.7	0.2	0.8	1.5	0.4	0.1 r	0.1	0.0	0.0	0.0	0.1	0.0 r
Lebanon	446	0.1	0.1	0.0	0.1	0.0	0.0 r
Morocco	686	0.2	0.0	0.1	0.0	0.0	0.0 r	1.9	0.1	0.9	0.2	0.8	0.0 r
Oman	449	0.0	0.0	1.7	0.6	0.3	0.4	0.4	0.6 r
Pakistan	564	0.1	0.1	0.0	0.0	3.9	1.4	0.9	0.6	1.5	0.9 r
Qatar	453	0.1	0.0	0.1	0.4	0.0	0.0	0.1	0.3 r
Saudi Arabia	456	0.2	0.0	0.0	0.1	0.0	6.0	1.3	2.2	2.1	0.7	1.0 r
Sudan	732	0.1	0.0	0.0	0.0 r
Tunisia	744	0.1	0.0	0.1 r	0.0	0.0	0.0 r
United Arab Emirates	466	0.3	0.1	0.1	0.0	0.0	0.1 r	10.6	3.0	1.8	3.7	2.9	2.2 r
Sub-Saharan Africa	603	4.0	0.2	0.7	0.8	1.0	1.5	4.7	1.3	0.6	0.5	0.5	3.0
Cameroon	622	0.0	0.4	0.4	0.0
Côte d'Ivoire	662	0.3	0.0	0.3 r
Ethiopia	644	0.0	0.0 r	0.1	1.0	0.1 r
Gambia, The	648	0.1	0.1	0.0	0.0	0.1 r	0.0	0.0	0.0
Mali	678	0.3	0.2	0.0	0.0 r	0.0	0.0	0.0
Nigeria	694	0.0	0.0	0.0	0.0 r	0.5	0.1	0.1	0.1	0.2	0.2 r
Senegal	722	0.1	0.0	0.0	0.0	0.0
South Africa	199	2.2	0.0	0.6	0.6	0.9	0.1 r	0.9	0.2	0.2	0.4	0.3	0.1 r
Swaziland	734	0.0	0.0 r	2.5	2.5 r
Togo	742	0.9	0.9 r
Zambia	754	0.1	0.1
Zimbabwe	698	0.0	0.0	0.3	0.0	0.0	0.1	0.2 r
Western Hemisphere	205	2,437.9	619.8	593.8	632.1	604.0	608.0	3,716.4	890.6	888.4	971.4	911.2	945.4
Argentina	213	0.4	0.0	0.2	0.1	0.1	0.1 r	24.9	6.1	5.2	6.5	5.9	7.3 r
Aruba	314	0.7	0.1	0.0	0.3	0.2	0.1 r	2.7	1.0	2.7
Bahamas, The	313	0.3	0.1	0.1	0.1	0.0	0.0 r	0.0	0.0	0.0
Barbados	316	0.5	0.0	0.1	0.1	0.2	0.1 r	0.0	0.0	0.0	0.0	0.0	0.0 r
Belize	339	9.2	2.9	3.5	1.8	1.7	2.2 r	0.9	0.4	0.2	0.1	0.1	0.5 r
Bolivia	218	0.7	0.2	0.2	0.2	0.2	0.1 r	2.5	0.0	0.2	1.1	1.0	0.2 r
Brazil	223	5.1	1.0	1.1	1.6	1.2	1.2 r	156.5	40.7	58.5	35.4	32.3	30.2 r
Chile	228	7.2	1.4	2.0	1.6	1.9	1.7 r	70.7	13.5	16.6	16.4	18.4	19.3 r
Colombia	233	13.2	2.6	2.9	5.2	3.1	2.0 r	125.7	28.8	28.3	31.9	32.3	33.2 r
Costa Rica	238	247.8	67.4	59.9	62.1	57.7	68.0 r	243.8	68.3	62.6	63.3	56.9	60.9 r
Curacao	354	0.5	0.5 r	5.0	5.0 r
Dominican Republic	243	81.8	19.9	18.1	23.1	19.5	21.1 r	8.4	2.6	1.6	1.9	2.4	2.4 r
Ecuador	248	5.5	1.7	1.0	1.7	1.3	1.4 r	46.4	2.3	10.6	4.6	21.9	9.3 r
Guatemala	258	718.6	184.9	172.9	189.2	173.7	182.8 r	983.6	251.3	236.2	256.8	231.8	258.9 r
Guyana	336	2.9	0.5	0.7	0.8	0.9	0.5 r	0.0	0.0	0.0	0.0 r
Haiti	263	6.5	1.9	1.6	1.8	1.8	1.4 r	0.0	0.0	0.0	0.0	0.0	0.0 r
Honduras	268	754.2	178.4	191.9	194.0	191.3	177.0 r	611.8	116.0	137.6	166.6	159.7	147.9 r
Jamaica	343	20.0	4.3	3.9	5.1	5.8	5.3 r	0.1	0.0	0.0	0.0	0.0	0.0 r
Mexico	273	68.1	16.8	15.1	18.0	19.7	15.3 r	735.0	205.7	172.7	187.7	176.5	198.1 r
Netherlands Antilles	353	0.5	0.2	0.1	0.1	0.2	0.1 r	55.5	25.8	8.9	19.8	13.5	13.3 r
Nicaragua	278	347.0	91.5	82.7	86.7	88.2	89.4 r	256.3	59.0	60.0	63.0	67.5	65.8 r
Panama	283	125.0	32.4	31.1	31.0	31.4	31.6 r	188.9	30.5	35.3	46.9	50.7	55.9 r
Paraguay	288	0.3	0.1	0.0	0.1	0.1	0.0 r	0.5	0.6	0.1	0.2	0.1	0.1 r
Peru	293	5.4	1.1	1.3	1.2	1.4	1.5 r	48.8	11.3	9.5	22.6	8.6	8.0 r
St. Kitts and Nevis	361	0.0	0.0	0.0	0.0	0.7	0.2	0.1	0.4	0.0 r
St. Lucia	362	0.1	0.0	0.1	0.0
Suriname	366	0.3	0.0	0.0	0.0	0.2 r
Trinidad and Tobago	369	4.2	0.8	0.9	1.1	0.6	1.6 r	13.8	2.1	4.7	8.9	0.1	0.1 r

El Salvador (253)

In Millions of U.S. Dollars

		Exports (FOB)						Imports (CIF)					
		2016	2015Q4	2016Q1	2016Q2	2016Q3	2016Q4	2016	2015Q4	2016Q1	2016Q2	2016Q3	2016Q4
Uruguay	298	0.2	0.0	0.0	0.1	0.0	0.0 r	30.3	7.0	6.3	11.2	4.7	8.0 r
Venezuela, Rep. Bol.	299	11.6	9.3	2.4	5.0	1.6	2.7 r	103.4	17.1	30.0	26.0	26.4	21.0 r
Western Hem. n.s.	399	0.1	0.0	0.0	0.0	0.0	0.0 r	0.0	0.0	0.0	0.0	0.0 r
Other Countries n.i.e	910	10.9	2.1	1.4	2.2	3.3	4.0	0.4	0.5	0.1	0.1	0.1	0.2
Cuba	928	10.9	2.1	1.4	2.2	3.3	4.0 r	0.4	0.1	0.1	0.1	0.1	0.1 r
Korea, Dem. People's Rep.	954	0.0	0.0 r	0.1	0.3	0.1 r
Countries & Areas n.s.	898	0.0	0.0	3.7	0.3	0.2	0.9	2.3 r
Memorandum Items													
Africa	605	4.3	0.4	0.8	1.0	1.0	1.5	6.6	1.4	1.5	0.7	1.3	3.1
Middle East	405	3.5	0.4	1.0	1.7	0.7	0.2	20.4	4.9	4.5	6.8	5.0	4.1
European Union	998	164.0	23.5	46.7	49.1	36.6	31.7	461.1	177.2	109.3	122.1	116.1	113.6
Export earnings: fuel	080	36.0	14.9	7.6	13.4	7.0	8.0	325.3	58.9	81.5	83.2	91.5	69.1
Export earnings: nonfuel	092	5,296.5	1,245.6	1,272.2	1,432.9	1,346.4	1,245.0	9,375.1	2,496.5	2,210.4	2,439.3	2,314.8	2,410.6

Equatorial Guinea (642)

In Millions of U.S. Dollars

		Exports (FOB)						Imports (CIF)					
		2016	2015Q4	2016Q1	2016Q2	2016Q3	2016Q4	2016	2015Q4	2016Q1	2016Q2	2016Q3	2016Q4
IFS World	
World	001	4,477.3	1,381.6	1,037.1	1,176.2	1,173.5	1,090.6	1,290.9	583.5	279.1	290.4	476.7	244.6
Advanced Economies	110	2,466.7	943.1	544.0	584.9	611.1	726.7	870.6	447.2	170.6	175.3	374.4	150.3
Euro Area	163	1,209.8	435.8	176.1	291.4	314.5	427.9	476.6	394.0	129.3	129.5	113.2	104.6
Austria	122	0.0 e	0.2 e	0.0 e	0.0 e	0.1 e	0.0 e	0.0 e
Belgium	124	0.2 e	0.0 e	0.2 e	30.2 e	6.7 e	6.4 e	8.1 e	7.5 e	8.1 e
Finland	172	0.0 e	0.0 e	0.1 e	0.0 e	0.0 e	0.1 e	0.0 e
France	132	47.2 e	120.2 e	18.8 e	12.0 e	0.7 e	15.7 e	50.5 e	17.9 e	13.2 e	12.6 e	11.3 e	13.4 e
Germany	134	77.7 e	0.0 e	0.0 e	0.1 e	25.6 e	52.0 e	19.8 e	6.2 e	5.4 e	4.7 e	4.7 e	5.0 e
Greece	174	0.2 e	0.0 e	0.1 e	0.0 e	0.1 e	0.1 e	0.0 e	0.1 e	0.0 e
Ireland	178	0.0 e	0.0 e	0.0 e	0.0 e	0.0 e	0.0 e	0.5 e	0.4 e	0.2 e	0.1 e	0.2 e	0.1 e
Italy	136	226.0 e	68.7 e	38.8 e	64.9 e	77.7 e	44.6 e	26.7 e	9.6 e	7.7 e	6.1 e	6.5 e	6.4 e
Latvia	941	0.6 e	0.2 e	0.1 e	0.2 e	0.1 e	0.1 e
Lithuania	946	0.1 e	0.1 e	0.0 e	0.1 e	0.0 e
Netherlands	138	225.5 e	105.6 e	68.6 e	49.2 e	71.4 e	36.3 e	47.0 e	273.2 e	12.8 e	11.4 e	11.1 e	11.8 e
Portugal	182	91.1 e	49.5 e	1.9 e	3.8 e	45.1 e	40.2 e	23.8 e	5.4 e	5.5 e	7.2 e	8.3 e	2.8 e
Slovenia	961	0.3 e	0.0 e	0.2 e	0.1 e
Spain	184	542.0 e	91.7 e	47.8 e	161.5 e	94.0 e	238.8 e	276.6 e	74.1 e	77.9 e	78.7 e	63.2 e	56.9 e
Australia	193	65.3 e	15.9 e	0.0 e	3.9 e	27.8 e	33.6 e	29.5 e	0.1 e	0.0 e	29.5 e	0.0 e
Canada	156	41.7 e	0.0 e	0.2 e	0.0 e	41.5 e	0.0 e	4.9 e	0.3 e	1.2 e	0.7 e	0.9 e	2.1 e
China,P.R.: Hong Kong	532	0.0 e	0.0 e	1.1 e	0.3 e	0.3 e	0.1 e	0.6 e	0.1 e
Czech Republic	935	0.6 e	1.6 e	0.6 e	0.0 e	0.2 e	0.5 e	0.1 e	0.1 e	0.0 e	0.0 e
Denmark	128	0.0 e	0.0 e	0.0 e	3.4 e	0.6 e	0.4 e	0.8 e	1.3 e	0.9 e
Israel	436	0.0 e	0.0 e	0.1 e	1.8 e	0.0 e	0.0 e	0.0 e	0.0 e
Japan	158	113.9 e	52.3 e	40.8 e	0.0 e	3.2 e	69.8 e	1.4 e	2.1 e	0.1 e	0.3 e	0.8 e	0.1 e
Korea, Republic of	542	582.4 e	226.8 e	178.8 e	179.5 e	139.6 e	84.5 e	11.0 e	3.8 e	2.7 e	6.9 e	1.0 e	0.4 e
New Zealand	196	0.4 e	0.2 e	0.2 e	0.1 e	0.1 e	0.1 e
Norway	142	0.1 e	0.2 e	0.0 e	0.1 e	7.7 e	0.2 e	0.4 e	0.4 e	6.4 e	0.5 e
Singapore	576	77.6 e	22.4 e	43.3 e	0.0 e	34.4 e	2.9 e	1.7 e	1.1 e	0.7 e	0.6 e	0.4 e
Sweden	144	0.0 e	0.0 e	0.0 e	0.0 e	4.3 e	0.0 e	0.0 e	3.5 e	0.2 e	0.6 e
Switzerland	146	0.0 e	0.0 e	0.0 e	0.0 e	1.8 e	0.3 e	1.5 e	0.0 e	0.2 e	0.1 e
Taiwan Prov.of China	528	17.1 e	0.0 e	16.4 e	0.2 e	0.1 e	0.3 e	0.2 e	0.1 e	0.0 e	0.1 e	0.0 e
United Kingdom	112	175.8 e	126.1 e	51.2 e	42.1 e	53.9 e	28.7 e	30.0 e	12.5 e	9.1 e	7.1 e	6.5 e	7.4 e
United States	111	182.3 e	62.2 e	36.7 e	67.7 e	30.5 e	47.5 e	295.1 e	28.7 e	24.0 e	24.9 e	213.2 e	33.0 e
Emerg. & Dev. Economies	200	2,010.6	438.5	493.0	591.3	562.4	363.9	420.3	136.3	108.5	115.2	102.3	94.3
Emerg. & Dev. Asia	505	1,537.6	303.9	392.5	462.3	456.0	226.9	193.6	72.9	50.8	54.6	49.0	39.3
Bangladesh	513	0.5 e	0.1 e	0.1 e	0.1 e	0.1 e	0.1 e
China,P.R.: Mainland	924	596.5 e	210.8 e	170.2 e	171.3 e	98.3 e	156.7 e	162.1 e	64.3 e	37.7 e	47.1 e	44.0 e	33.3 e
India	534	858.3 e	92.9 e	139.9 e	290.8 e	357.6 e	70.0 e	17.1 e	4.4 e	7.5 e	3.3 e	2.8 e	3.6 e
Indonesia	536	82.3 e	82.3 e	2.9 e	1.1 e	0.5 e	0.7 e	0.8 e	1.0 e
Malaysia	548	0.0 e	0.0 e	0.0 e	11.5 e	3.1 e	5.0 e	3.5 e	1.4 e	1.5 e
Europe	170	3.4	0.1	0.3	0.8	2.1	0.3	34.3	12.0	6.9	8.9	9.2	9.2
Emerg. & Dev. Europe	903	1.3	0.1	0.2	0.8	0.1	0.2	33.1	10.8	6.8	8.6	8.5	9.1
Bosnia and Herzegovina	963	0.2 e
Bulgaria	918	0.4 e	0.2 e	0.1 e	0.0 e	0.2 e	0.2 e	0.0 e	0.1 e	0.0 e	0.0 e	0.0 e
Faroe Islands	816	0.3 e	0.1 e	0.1 e	0.1 e	0.1 e	0.1 e
Hungary	944	0.0 e	0.4 e	0.1 e	0.0 e	0.3 e
Montenegro	943	0.0 e	0.0 e	0.1 e	0.1 e
Poland	964	0.0 e	0.0 e	0.0 e	0.0 e	0.0 e	1.5 e	0.5 e	0.2 e	0.4 e	0.4 e	0.5 e
Romania	968	0.0 e	0.0 e	0.2 e	0.0 e	0.1 e	0.1 e	0.0 e	0.0 e
Serbia, Republic of	942	5.7 e	1.6 e	0.7 e	0.2 e	2.7 e	2.1 e
Turkey	186	0.6 e	0.0 e	0.6 e	25.0 e	8.3 e	5.7 e	7.9 e	5.0 e	6.4 e
CIS	901	2.0	0.1	0.0	0.0	2.0	0.0	1.2	1.3	0.1	0.3	0.7	0.1
Belarus	913	2.0 e	2.0 e	0.0 e	0.1 e	0.0 e	0.0 e
Russian Federation	922	1.2 e	0.7 e	0.1 e	0.3 e	0.7 e	0.1 e
Tajikistan	923	0.1 e	0.0 e	0.0 e	0.0 e	0.0 e	0.0 e
Ukraine	926	0.0 e	0.6 e
Mid East, N Africa, Pak	440	35.0	1.2	8.6	8.8	8.7	8.9	32.7	6.6	9.2	8.4	6.8	8.2
Egypt	469	30.5 e	7.6 e	7.6 e	7.6 e	7.6 e
Lebanon	446	1.4 e	0.3 e	0.2 e	0.4 e	0.3 e	0.5 e	4.1 e	2.1 e	1.3 e	1.1 e	0.7 e	0.9 e

Equatorial Guinea (642)

In Millions of U.S. Dollars

		Exports (FOB)						Imports (CIF)					
		2016	2015Q4	2016Q1	2016Q2	2016Q3	2016Q4	2016	2015Q4	2016Q1	2016Q2	2016Q3	2016Q4
Mauritania	682	0.3 e	0.1 e	0.1 e	0.1 e	0.1 e
Morocco	686	0.1 e	24.4 e	3.8 e	6.9 e	6.3 e	5.0 e	6.2 e
Oman	449	1.1 e	0.3 e	0.2 e	0.3 e	0.3 e
Tunisia	744	0.4 e	0.1 e	0.1 e	0.1 e	0.1 e	0.1 e	2.7 e	0.7 e	0.7 e	0.7 e	0.7 e	0.7 e
United Arab Emirates	466	2.7 e	0.8 e	0.7 e	0.7 e	0.6 e	0.7 e
Sub-Saharan Africa	603	185.0	67.3	51.5	35.8	51.8	45.9	108.7	31.4	28.0	28.4	25.3	27.1
Benin	638	10.9 e	0.3 e	2.7 e	3.1 e	2.7 e	2.4 e	0.1 e	0.1 e	0.0 e	0.0 e	0.0 e	0.0 e
Burkina Faso	748	4.1 e	1.0 e	1.0 e	1.0 e	1.0 e	1.1 e	0.0 e	0.0 e	0.0 e	0.0 e	0.0 e	0.0 e
Cabo Verde	624	0.1 e	0.0 e	0.0 e	0.0 e	0.0 e	0.0 e
Cameroon	622	64.9 e	16.4 e	13.7 e	17.7 e	17.6 e	15.9 e	25.6 e	6.2 e	5.9 e	6.7 e	7.2 e	5.8 e
Congo, Republic of	634	4.6 e	1.4 e	1.2 e	1.1 e	1.3 e	1.0 e	1.9 e	0.5 e	0.4 e	0.5 e	0.5 e	0.5 e
Côte d'Ivoire	662	30.4 e	12.9 e	9.3 e	7.7 e	7.2 e	6.3 e	46.6 e	14.9 e	13.3 e	11.5 e	9.0 e	12.8 e
Gabon	646	6.7 e	2.9 e	1.5 e	1.5 e	2.0 e	1.6 e	14.2 e	4.8 e	3.4 e	3.6 e	3.3 e	3.9 e
Ghana	652	5.2 e	1.5 e	1.2 e	1.5 e	1.3 e	1.3 e	2.6 e	0.6 e	0.6 e	0.6 e	0.6 e	0.7 e
Guinea	656	0.0 e	0.0 e	0.0 e	0.0 e	0.0 e	0.0 e	0.1 e	0.0 e	0.0 e	0.0 e	0.0 e	0.0 e
Mali	678	0.1 e	0.0 e	0.0 e	0.0 e	0.0 e	0.0 e
Mozambique	688	0.1 e	0.0 e	0.0 e	0.0 e	0.0 e	0.0 e
Namibia	728	1.9 e	0.4 e	0.5 e	0.4 e	0.5 e	0.4 e
Nigeria	694	0.1 e	0.0 e	0.0 e	0.0 e	0.0 e	0.0 e
Senegal	722	5.0 e	1.2 e	1.2 e	1.2 e	1.2 e	5.1 e	1.6 e	1.5 e	1.5 e	1.1 e	1.0 e
South Africa	199	52.5 e	30.9 e	19.5 e	0.6 e	17.3 e	14.9 e	9.7 e	2.1 e	2.1 e	3.1 e	2.7 e	1.7 e
Togo	742	0.5 e	0.1 e	0.1 e	0.1 e	0.1 e	0.8 e	0.1 e	0.2 e	0.3 e	0.1 e	0.2 e
Western Hemisphere	205	249.6	65.9	40.2	83.6	43.9	81.9	50.9	13.4	13.6	14.9	12.0	10.5
Argentina	213	67.3 e	16.8 e	16.8 e	16.8 e	16.8 e	16.8 e	24.7 e	6.2 e	6.2 e	6.2 e	6.2 e	6.2 e
Brazil	223	162.7 e	49.1 e	21.8 e	52.1 e	25.4 e	63.4 e	20.8 e	6.4 e	6.8 e	5.5 e	5.0 e	3.5 e
Chile	228	13.1 e	13.1 e	3.0 e	0.1 e	0.1 e	2.6 e	0.2 e	0.2 e
Colombia	233	0.0 e	0.0 e	0.0 e	0.0 e	0.0 e	0.0 e	0.2 e	0.1 e	0.0 e	0.0 e	0.0 e	0.1 e
Paraguay	288	0.1 e
Peru	293	0.0 e	0.0 e	0.0 e	0.0 e	0.0 e	0.0 e	1.3 e	0.3 e	0.3 e	0.3 e	0.4 e	0.4 e
Uruguay	298	6.4 e	1.6 e	1.6 e	1.6 e	1.6 e	0.8 e	0.3 e	0.2 e	0.2 e	0.2 e	0.2 e
Memorandum Items													
Africa	605	185.4	67.5	51.6	35.9	51.9	46.0	136.2	35.9	35.6	35.4	31.1	34.1
Middle East	405	34.7	1.1	8.5	8.7	8.6	8.8	5.2	2.1	1.6	1.3	1.0	1.2
European Union	998	1,386.8	563.4	228.1	333.6	368.4	456.7	516.7	408.2	139.4	141.5	121.8	114.0
Export earnings: fuel	080	14.2	5.1	3.4	3.4	4.0	3.4	18.6	6.0	4.1	4.7	4.9	4.8
Export earnings: nonfuel	092	4,463.2	1,376.5	1,033.6	1,172.8	1,169.5	1,087.2	1,272.3	577.4	274.9	285.8	471.8	239.8

Eritrea (643)

In Millions of U.S. Dollars

		Exports (FOB)						Imports (CIF)					
		2016	2015Q4	2016Q1	2016Q2	2016Q3	2016Q4	2016	2015Q4	2016Q1	2016Q2	2016Q3	2016Q4
IFS World	
World	001	290.8	91.0	89.1	96.6	34.9	70.1	426.4	209.0	81.7	149.6	88.6	106.5
Advanced Economies	110	18.8	1.5	1.6	1.0	1.1	15.1	99.2	31.0	25.4	24.4	20.5	28.9
Euro Area	163	2.7	1.2	1.0	0.5	0.7	0.4	65.2	22.6	17.6	16.0	11.1	20.6
Austria	122	0.8	6.1 r	0.2 r	0.1 r	0.5 r	0.0 r
Belgium	124	17.3	3.2 r	7.4 r	1.9 r	1.9 r	6.2 r
Cyprus	423	0.2	0.1 r	0.0 r	0.1 r	0.0 r
Finland	172	0.0 e	0.0 e	0.0 e	0.0 e	0.6	0.0 r	0.1 r	0.4 r	0.0 r	0.0 r
France	132	1.2	0.5 r	0.6 r	0.2 r	0.4 r	0.0 r	2.5	0.4 r	0.5 r	0.5 r	0.6 r	0.9 r
Germany	134	0.0	0.0 r	0.0 r	0.0 r	8.3	4.7 r	4.3 r	1.6 r	1.2 r	1.1 r
Italy	136	1.5	0.5 r	0.5 r	0.3 r	0.3 r	0.4 r	27.6	7.0 r	4.1 r	6.6 r	6.1 r	10.7 r
Lithuania	946	0.1	0.0 r	0.0 r	0.0 r	0.0 r	0.0 r
Luxembourg	137	0.1 e
Netherlands	138	0.0	0.0 r	0.0 r	0.0 r	0.0 r	0.0 r	7.1	1.0 r	0.9 r	4.8 r	0.5 r	0.9 r
Spain	184	0.8	0.1 r	0.1 r	0.1 r	0.1 r	0.6 r
Australia	193	0.0	0.0 r	0.0 r	0.0 r	0.0 r	1.2	1.0 r	0.3 r	0.5 r	0.0 r	0.4 r
Canada	156	0.0	0.0 r	0.3	0.0 r	0.0 r	0.1 r	0.0 r	0.1 r
China,P.R.: Hong Kong	532	0.2	0.0 r	0.0 r	0.0 r	0.0 r	0.0 r	0.1	0.0 r	0.0 r	0.0 r	0.0 r	0.0 r
Denmark	128	2.8	0.6 r	0.5 r	0.2 r	1.9 r	0.3 r
Israel	436	0.1	0.0 r	0.0 r	0.0 r	0.0 r	0.0 r
Japan	158	0.0 e	0.0 e	0.0 e	0.0 e	0.0 e	0.0 e	9.8	2.6 r	2.2 r	2.5 r	2.2 r	2.8 r
Korea, Republic of	542	14.4 e	0.0 e	14.4 e	0.1	0.0 r	0.0 r	0.0 r	0.0 r	0.0 r
Norway	142	0.0 e	0.0 e	0.0 e	0.0 e	0.0 e	0.0 e	0.2	0.0 r	0.1 r	0.0 r	0.0 r
Singapore	576	0.9	0.2 r	0.2 r	0.2 r	0.2 r	0.2 r	4.2	1.0 r	1.1 r	1.1 r	1.1 r	1.0 r
Sweden	144	0.0	0.0 r	0.0 r	0.0 r	0.0 r	0.0 r	2.5	0.3 r	0.4 r	1.0 r	0.4 r	0.7 r
Switzerland	146	0.0	0.0 r	0.0 r	0.0 r	0.0 r	0.0 r	6.7	1.6 r	1.6 r	1.6 r	1.7 r	1.7 r
Taiwan Prov. of China	528	0.1 e	0.0 e	0.1 e	0.2 e	0.0 e	0.2 e	0.0 e
United Kingdom	112	0.2	0.0 r	0.2 r	0.0 r	0.0 r	0.0 r	3.1	0.6 r	0.3 r	0.7 r	1.3 r	0.8 r
United States	111	0.2	0.0 r	0.0 r	0.1 r	0.0 r	0.0 r	2.8	0.6 r	1.4 r	0.5 r	0.6 r	0.3 r
Emerg. & Dev. Economies	200	272.0	89.5	87.4	95.6	33.9	55.1	326.8	177.8	56.2	125.1	68.0	77.5
Emerg. & Dev. Asia	505	236.0	78.0	76.6	79.5	28.1	51.9	84.7	72.0	14.7	38.7	15.8	15.6
Bangladesh	513	0.2	0.0 r	0.0 r	0.0 r	0.0 r	0.0 r
China,P.R.: Mainland	924	167.8	23.4 r	47.3 r	43.7 r	26.7 r	50.1 r	76.9	67.2 r	12.6 r	35.8 r	14.4 r	14.1 r
India	534	63.6	53.8 r	28.0 r	34.3 r	0.7 r	0.6 r	1.3	0.2 r	0.7 r	0.2 r	0.2 r	0.2 r
Indonesia	536	0.0	0.0 r	0.0 r	0.0 r	0.0 r	0.0 r	0.4	0.3 r	0.1 r	0.2 r	0.1 r	0.1 r
Malaysia	548	3.4	3.5 r	0.7 r	1.8 r	0.5 r	0.5 r
Sri Lanka	524	0.1	0.0 r	0.0 r	0.0 r	0.0 r	0.0 r	0.1 r
Thailand	578	2.5	0.6 r	0.6 r	0.6 r	0.6 r	0.6 r
Vietnam	582	4.5	0.8 r	1.3 r	1.4 r	0.6 r	1.2 r
Europe	170	24.0	9.2	7.4	12.5	4.0	0.1	36.2	9.7	3.3	10.1	12.8	10.0
Emerg. & Dev. Europe	903	23.7	9.1	7.3	12.4	4.0	0.0	25.9	7.1	0.8	7.5	10.2	7.5
Bulgaria	918	9.2 e	9.1 e	4.9 e	4.2 e
Croatia	960	0.0 e	0.0 e	1.0	0.5 r	0.5 r
Serbia, Republic of	942	12.1 e	0.0 e	8.2 e	3.9 e
Turkey	186	2.4	0.0 r	2.4 r	0.0 r	0.0 r	0.0 r	24.9	7.1 r	0.3 r	7.5 r	9.6 r	7.5 r
CIS	901	0.2	0.1	0.1	0.1	0.0	0.0	10.3	2.6	2.6	2.6	2.6	2.6
Russian Federation	922	0.2	0.1 r	0.1 r	0.0 r	0.0 r	0.0 r	5.1	1.3 r	1.3 r	1.3 r	1.3 r	1.3 r
Ukraine	926	5.2	1.3 r	1.3 r	1.3 r	1.3 r	1.3 r
Mid East, N Africa, Pak	440	11.0	2.0	3.2	3.4	1.6	2.9	152.7	83.7	31.1	53.3	31.9	36.5
Djibouti	611	1.8	0.3 r	0.5 r	0.5 r	0.3 r	0.5 r	10.2	5.6 r	2.1 r	3.6 r	2.1 r	2.4 r
Egypt	469	11.2	2.9 r	2.3 r	3.9 r	2.3 r	2.7 r
Iran, I.R. of	429	0.3	0.2 r	0.1 r	0.1 r	0.1 r	0.1 r
Libya	672	0.1	0.0 r	0.0 r	0.0 r	0.0 r	0.0 r
Morocco	686	0.1	0.0 r	0.0 r	0.0 r	0.0 r	0.0 r
Oman	449	0.3	0.2 r	0.1 r	0.1 r	0.1 r	0.1 r
Pakistan	564	0.4	0.1 r	0.1 r	0.1 r	0.1 r	0.1 r
Qatar	453	0.2	0.1 r	0.0 r	0.1 r	0.0 r	0.0 r
Saudi Arabia	456	1.9	0.3 r	0.6 r	0.6 r	0.3 r	0.5 r	58.4	32.2 r	11.9 r	20.4 r	12.2 r	13.9 r
Sudan	732	2.6 e
Syrian Arab Republic	463	0.0 e	0.0 e	0.0 e	0.0 e	0.0 e	0.0 e	0.3	0.2 r	0.1 r	0.1 r	0.1 r	0.1 r

Eritrea (643)

In Millions of U.S. Dollars

		Exports (FOB)						Imports (CIF)					
		2016	2015Q4	2016Q1	2016Q2	2016Q3	2016Q4	2016	2015Q4	2016Q1	2016Q2	2016Q3	2016Q4
United Arab Emirates	466	1.0	0.2 r	0.3 r	0.3 r	0.1 r	0.3 r	65.6	36.2 r	13.3 r	22.9 r	13.7 r	15.7 r
Yemen, Republic of	474	5.9	1.1 r	1.7 r	1.8 r	0.8 r	1.5 r	6.0	3.3 r	1.2 r	2.1 r	1.3 r	1.4 r
Sub-Saharan Africa	603	0.7	0.1	0.2	0.2	0.1	0.2	30.6	11.5	7.2	8.8	7.5	7.3
Burkina Faso	748	0.0 e	0.0 e	0.0 e	0.0 e	0.0 e	0.0 e	0.1 e	0.0 e	0.0 e	0.0 e	0.0 e	0.0 e
Côte d'Ivoire	662	0.0 e	0.0 e	0.0 e	0.0 e	0.0 e	0.0 e	0.2 e	0.0 e	0.0 e	0.0 e	0.0 e	0.0 e
Ethiopia	644	0.1	0.1 r	0.0 r	0.0 r	0.0 r	0.0 r
Kenya	664	0.4	0.1 r	0.1 r	0.1 r	0.1 r	0.1 r	8.0	4.4 r	1.6 r	2.8 r	1.7 r	1.9 r
Namibia	728	0.1	0.1 r	0.0 r	0.0 r	0.0 r	0.0 r
South Africa	199	0.1	0.0 r	0.0 r	0.1 r	0.0 r	0.0 r	16.7	3.9 r	4.3 r	3.9 r	4.5 r	3.9 r
Tanzania	738	0.2	0.1 r	0.0 r	0.1 r	0.0 r	0.0 r
Zimbabwe	698	0.2	0.0 r	0.0 r	0.0 r	0.0 r	0.0 r	0.0	0.0 r	0.0 r	0.0 r	0.0 r	0.0 r
Africa n.s.	799	5.2	2.9 r	1.1 r	1.8 r	1.1 r	1.2 r
Western Hemisphere	205	0.3	0.2	0.1	0.1	0.1	0.1	22.5	1.0	0.0	14.2	0.1	8.2
Brazil	223	0.0 e	0.0 e	0.0 e	0.0 e	22.4	0.9 r	14.2 r	0.1 r	8.2 r
Colombia	233	0.0 e	0.1 e	0.0 e	0.0 e	0.0 e	0.0 e
Venezuela, Rep. Bol.	299	0.2 e	0.1 e	0.1 e	0.1 e	0.1 e	0.1 e	0.0	0.0 r	0.0 r	0.0 r	0.0 r	0.0 r
Western Hem. n.s.	399	0.1	0.1 r	0.0 r	0.0 r	0.0 r	0.0 r
Countries & Areas n.s.	898	0.4	0.2 r	0.1 r	0.1 r	0.1 r	0.1 r
Memorandum Items													
Africa	605	2.5	0.5	0.7	0.8	0.4	0.7	40.9	19.8	9.3	12.3	9.6	9.7
Middle East	405	8.8	1.6	2.6	2.7	1.3	2.3	142.4	75.3	29.0	49.7	29.7	34.0
European Union	998	12.1	10.2	6.1	4.8	0.7	0.4	74.6	24.1	19.2	17.9	15.2	22.4
Export earnings: fuel	080	9.3	1.8	2.7	2.8	1.4	2.4	136.1	73.5	27.9	47.0	28.6	32.5
Export earnings: nonfuel	092	281.5	89.2	86.3	93.8	33.6	67.7	290.3	135.5	53.8	102.6	60.0	74.0

Estonia (939)

In Millions of U.S. Dollars

		Exports (FOB)						Imports (CIF)					
		2016	2015Q4	2016Q1	2016Q2	2016Q3	2016Q4	2016	2015Q4	2016Q1	2016Q2	2016Q3	2016Q4
IFS World		13,266.4	3,223.1	3,070.2	3,431.7	3,398.9	3,365.7	15,022.0	3,648.2	3,563.7	3,957.9	3,721.5	3,778.9
World	001	13,170.6	3,200.9	3,060.5	3,415.6	3,368.9	3,325.7	14,934.9	3,614.6	3,553.9	3,935.5	3,692.4	3,753.0
Advanced Economies	110	10,578.4	2,585.7	2,529.3	2,761.0	2,658.9	2,629.2	11,399.4	2,820.2	2,657.7	3,024.1	2,851.5	2,866.2
Euro Area	163	6,099.2	1,504.0	1,408.5	1,553.9	1,579.6	1,557.2	8,649.0	2,134.4	2,025.2	2,293.9	2,150.6	2,179.4
Austria	122	47.0	11.1	12.1	13.4	10.1	11.4	154.0	31.0	32.8	41.8	40.4	39.0
Belgium	124	231.7	44.0	47.2	69.3	52.2	63.0	298.8	63.2	73.1	76.0	77.6	72.1
Cyprus	423	17.2	5.7	3.1	3.9	4.3	6.0	6.8	1.1	1.8	1.7	1.4	2.0
Finland	172	2,109.4	508.3	475.8	548.0	546.4	539.1	1,946.8	550.3	505.5	524.7	473.7	443.0
France	132	219.8	61.3	58.0	58.9	45.9	57.0	310.8	67.3	57.2	82.0	77.4	94.2
Germany	134	770.0	163.3	175.4	184.2	191.5	219.0	1,636.9	393.2	388.5	442.0	414.4	392.0
Greece	174	9.8	2.6	2.0	3.1	2.3	2.4	5.8	1.6	1.1	1.8	1.6	1.3
Ireland	178	19.6	3.8	3.9	4.8	4.8	6.2	53.9	15.4	11.1	15.8	12.5	14.5
Italy	136	123.5	27.1	32.9	30.1	30.1	30.3	393.1	96.4	88.2	105.6	96.9	102.5
Latvia	941	1,213.8	322.5	292.7	309.5	329.1	282.5	1,230.2	303.9	284.8	313.6	305.8	326.0
Lithuania	946	788.5	209.1	185.3	203.7	201.7	197.8	1,337.8	341.4	291.6	352.9	346.9	346.5
Luxembourg	137	0.3	0.1	0.1	0.1	0.1	0.1	11.8	2.7	2.9	3.6	3.3	2.1
Malta	181	15.6	0.6	0.6	5.7	8.7	0.7	1.3	0.3	0.1	0.1	0.5	0.6
Netherlands	138	362.1	104.5	75.2	73.7	116.7	96.5	938.2	182.2	211.3	242.2	220.5	264.3
Portugal	182	13.1	3.1	3.3	3.4	3.1	3.3	12.5	3.3	3.5	3.1	3.0	2.9
Slovak Republic	936	28.0	4.3	5.5	8.8	6.3	7.3	94.7	19.4	23.5	22.9	24.6	23.6
Slovenia	961	10.1	1.9	2.4	2.5	2.4	2.8	24.6	6.8	5.2	6.2	5.3	7.9
Spain	184	119.8	30.7	33.0	30.9	24.0	31.9	191.0	54.7	43.0	57.8	45.0	45.1
Australia	193	36.0	9.1	7.4	8.9	9.9	9.9	16.3	4.8	3.3	2.4	3.4	7.2
Canada	156	99.4	19.0	27.4	20.9	44.7	6.3	43.8	5.4	6.0	23.3	8.4	6.1
China,P.R.: Hong Kong	532	23.3	7.0	6.0	4.5	4.5	8.4	7.6	1.6	1.7	2.9	2.2	0.8
China,P.R.: Macao	546	0.1	0.0	0.0	0.0	0.0	0.1	0.1	0.0	0.0	0.0	0.1
Czech Republic	935	68.4	15.4	16.4	18.5	15.9	17.6	214.8	48.5	46.5	53.7	59.7	54.9
Denmark	128	418.5	98.2	112.6	101.5	86.0	118.4	280.9	56.7	62.0	76.4	69.7	72.9
Iceland	176	24.1	2.8	6.3	8.3	5.9	3.5	1.2	0.6	0.4	0.1	0.3	0.5
Israel	436	18.8	4.1	4.6	4.1	4.7	5.4	8.2	1.3	1.6	1.9	1.1	3.6
Japan	158	80.6	19.1	17.0	18.1	23.8	21.7	38.1	7.7	8.6	9.9	9.7	9.9
Korea, Republic of	542	51.0	14.6	14.4	11.1	13.4	12.1	50.4	10.5	11.4	14.7	13.0	11.4
New Zealand	196	1.6	1.0	0.4	0.2	0.5	0.5	3.3	0.7	0.5	1.2	0.9	0.7
Norway	142	535.0	129.1	116.5	142.6	145.2	130.7	99.0	29.9	22.7	26.0	23.6	26.7
San Marino	135	0.1	0.0	0.0	0.0	0.0	0.0	0.1	0.0	0.0	0.0	0.0	0.1
Singapore	576	18.8	2.1	3.6	5.0	4.0	6.2	3.9	0.5	0.8	0.8	1.4	0.9
Sweden	144	2,360.9	582.8	607.4	664.8	537.0	551.6	1,241.0	304.7	310.6	308.1	322.0	300.4
Switzerland	146	68.7	13.3	12.0	13.9	26.1	16.8	118.2	26.1	25.2	27.6	26.7	38.7
Taiwan Prov.of China	528	4.6	0.9	1.2	1.2	1.3	0.9	61.9	14.6	15.4	18.4	12.8	15.4
United Kingdom	112	317.7	86.4	76.4	86.0	74.4	81.0	371.3	114.1	83.7	99.9	93.3	94.4
United States	111	351.7	76.9	91.1	97.6	82.1	80.9	190.1	58.2	31.9	63.0	52.7	42.4
Emerg. & Dev. Economies	200	2,498.8	589.6	514.1	633.0	682.6	669.1	3,458.8	791.9	859.7	897.7	829.0	872.5
Emerg. & Dev. Asia	505	309.2	67.7	57.3	79.0	78.9	94.0	821.6	188.9	208.7	216.8	211.1	185.1
Bangladesh	513	0.5	0.3	0.2	0.2	0.1	0.1	1.3	0.3	0.3	0.3	0.4	0.3
Cambodia	522	0.1	0.0	0.0	0.0	0.0	0.0	1.8	0.1	0.6	0.4	0.2	0.6
China,P.R.: Mainland	924	185.7	37.2	31.6	45.1	49.5	59.5	710.5	161.2	183.9	189.7	179.3	157.6
F.T. French Polynesia	887	0.2	0.2	0.0	0.0	0.0
India	534	78.4	20.5	16.1	23.1	13.0	26.2	37.3	8.3	7.2	8.2	12.8	9.1
Indonesia	536	2.4	0.2	0.8	0.8	0.4	0.4	7.6	2.7	2.1	1.9	2.0	1.6
Malaysia	548	3.8	1.1	0.9	1.0	1.1	0.8	13.4	3.5	3.4	3.2	3.1	3.7
Mongolia	948	2.3	0.3	0.2	1.9	0.1	0.1	0.0	0.0	0.0
Myanmar	518	0.1	0.0	0.0	0.0
Nepal	558	0.0	0.0	0.1	0.0	0.0	0.0	0.0	0.0
Philippines	566	4.5	0.1	1.5	0.7	2.1	0.3	3.9	0.7	0.9	1.5	0.7	0.8
Sri Lanka	524	5.8	0.8	1.4	1.2	1.7	1.5	3.1	0.7	0.6	0.8	0.9	0.8
Thailand	578	16.6	4.5	3.3	3.1	8.0	2.2	30.3	8.9	7.0	7.7	8.8	6.7
Vietnam	582	5.7	2.1	1.0	1.0	1.5	2.2	12.5	2.5	2.6	3.2	2.8	3.8
Asia n.s.	598	3.1	0.5	0.3	0.9	1.3	0.6	0.0	0.0	0.0

Estonia (939)

In Millions of U.S. Dollars

		Exports (FOB)						Imports (CIF)					
		2016	2015Q4	2016Q1	2016Q2	2016Q3	2016Q4	2016	2015Q4	2016Q1	2016Q2	2016Q3	2016Q4
Europe	170	1,637.1	401.8	344.5	408.8	427.4	456.3	2,549.1	582.1	632.0	658.2	594.1	664.8
Emerg. & Dev. Europe	903	595.2	133.4	135.4	150.8	152.6	156.4	1,550.0	337.3	387.7	425.0	358.5	378.8
Albania	914	0.4	0.3	0.1	0.1	0.1	0.2	3.3	0.1	0.4	0.9	1.1	0.9
Bosnia and Herzegovina	963	1.1	0.2	0.2	0.4	0.3	0.2	0.3	0.1	0.1	0.1	0.1	0.1
Bulgaria	918	28.0	7.9	6.5	6.8	6.2	8.5	9.9	3.7	2.1	2.6	2.7	2.4
Croatia	960	2.1	0.4	0.5	0.6	0.5	0.6	2.5	0.6	0.5	0.6	0.5	0.9
Faroe Islands	816	0.7	0.2	0.2	0.1	0.2	0.2	0.9	0.1	0.3	0.3	0.3
Hungary	944	48.2	14.7	13.5	12.5	10.3	12.0	303.4	50.2	84.4	103.5	63.6	51.9
Kosovo	967	0.3	0.0	0.2	0.0	0.1	0.1	0.0	0.0	0.0
Macedonia, FYR	962	1.3	0.1	0.3	0.3	0.4	0.3	0.8	0.0	0.1	0.2	0.2	0.3
Montenegro	943	0.1	0.0	0.1	0.0	0.0
Poland	964	285.6	66.0	81.4	72.0	64.7	67.5	1,078.4	255.9	272.7	283.3	256.6	265.8
Romania	968	87.9	14.0	6.1	10.4	40.5	30.8	55.7	12.1	11.0	14.5	15.9	14.2
Serbia, Republic of	942	6.6	1.6	1.3	1.6	1.5	2.2	4.7	1.0	1.2	1.5	1.0	1.0
Turkey	186	133.0	28.1	25.4	45.8	27.9	33.9	90.1	13.5	14.9	17.8	16.3	41.1
CIS	901	1,041.8	268.4	209.1	258.1	274.8	299.8	999.1	244.7	244.3	233.2	235.6	286.0
Armenia	911	0.4	0.1	0.0	0.1	0.0	0.2	0.6	0.1	0.3	0.2	0.0	0.1
Azerbaijan, Rep. of	912	4.5	0.7	1.0	0.6	1.3	1.6	0.7	0.1	0.1	0.2	0.2	0.3
Belarus	913	54.5	9.4	6.9	13.7	15.4	18.6	64.2	14.8	15.6	15.3	18.4	14.8
Georgia	915	6.0	1.8	2.0	1.1	2.2	0.7	2.4	0.6	0.4	0.9	0.6	0.6
Kazakhstan	916	18.4	10.6	3.6	7.3	3.3	4.2	5.3	1.3	1.0	2.0	1.1	1.2
Kyrgyz Republic	917	0.3	0.1	0.1	0.1	0.1	0.1	0.0	0.0	0.0	0.0	0.0	0.0
Moldova	921	5.3	2.6	1.3	1.3	1.5	1.2	3.2	1.3	1.0	1.0	0.6	0.6
Russian Federation	922	857.9	220.7	173.1	208.7	227.3	248.8	848.2	211.8	210.6	195.0	195.2	247.4
Tajikistan	923	0.1	0.2	0.0	0.0	0.0	0.0	0.6	0.6
Turkmenistan	925	1.4	1.8	0.2	0.8	0.3	0.1	0.0
Ukraine	926	79.1	17.3	17.5	21.6	18.8	21.2	73.7	14.6	15.3	18.7	18.8	20.9
Uzbekistan	927	13.9	3.1	3.5	2.8	4.6	3.1	0.1	0.1	0.0	0.0	0.1	0.0
Mid East, N Africa, Pak	440	149.3	72.1	46.7	37.6	27.1	38.0	33.9	9.9	8.3	8.6	8.1	8.8
Afghanistan, I.R. of	512	0.2	0.1	0.1	0.0	0.0	0.0	0.1	0.1
Algeria	612	6.0	10.6	0.5	0.6	4.8	0.1
Bahrain, Kingdom of	419	1.1	0.1	0.1	0.4	0.1	0.5	0.4	0.2	0.0	0.2	0.1	0.0
Djibouti	611	0.1
Egypt	469	13.9	4.8	3.1	3.0	3.0	4.8	3.6	0.7	1.0	0.9	0.7	0.9
Iran, I.R. of	429	14.0	1.3	0.9	1.1	1.6	10.5	0.0	0.0	0.0	0.0	0.0
Iraq	433	0.6	0.2	0.2	0.1	0.1	0.2	0.0	0.0
Jordan	439	3.5	1.4	0.6	0.9	0.5	1.5	0.2	0.0	0.0	0.2	0.0	0.0
Kuwait	443	0.6	2.4	0.2	0.1	0.1	0.1	0.0	0.0	0.0	0.0	0.0
Lebanon	446	2.1	0.5	0.5	0.7	0.4	0.6	0.0	0.0	0.0	0.0	0.0	0.0
Libya	672	1.3	0.0	0.0	0.1	0.0	1.2
Morocco	686	14.4	9.4	5.5	1.5	5.0	2.4	0.5	0.8	0.1	0.2	0.1	0.1
Oman	449	0.7	0.1	0.1	0.2	0.2	0.2	0.2	0.0	0.0	0.1	0.1	0.0
Pakistan	564	3.5	1.1	0.7	0.9	0.4	1.5	12.7	3.0	3.2	3.4	3.0	3.1
Qatar	453	0.5	0.2	0.1	0.2	0.1	0.1	0.1	0.1	0.0	0.0	0.0
Saudi Arabia	456	42.9	29.6	25.6	14.4	1.7	1.3	12.2	4.0	2.9	2.9	3.2	3.3
Sudan	732	0.8	0.3	0.3	0.2	0.0
Syrian Arab Republic	463	0.2	0.0	0.0	0.0	0.0	0.1
Tunisia	744	4.5	0.0	0.1	0.1	0.1	4.2	0.3	0.1	0.0	0.1	0.1	0.1
United Arab Emirates	466	38.4	10.3	8.2	13.0	8.7	8.5	3.6	1.0	0.9	0.7	0.8	1.3
Sub-Saharan Africa	603	158.8	19.6	34.5	47.0	52.2	25.1	19.4	4.2	3.1	4.6	5.0	6.8
Angola	614	5.9	0.6	0.4	0.1	5.3	0.1
Benin	638	0.6	0.3	0.4	0.2	0.0
Botswana	616	0.2
Cameroon	622	0.6	0.0	0.0	0.1	0.2	0.3	0.1	0.1	0.1
Congo, Republic of	634	0.0	0.0	0.0	0.1	0.0	0.1
Côte d'Ivoire	662	0.3	0.3	0.1	0.1	0.0	0.1	2.9	0.3	0.3	0.7	0.8	1.0
Ethiopia	644	0.2	0.0	0.0	0.0	0.2	0.1	0.1	0.0
Gambia, The	648	0.1	0.0	0.0	0.1	0.0	0.0
Ghana	652	0.5	0.1	0.2	0.2	0.0	0.1	5.7	1.0	0.7	0.9	1.8	2.3
Guinea	656	0.0	0.0	0.0	0.0	0.2	0.2	0.0

Estonia (939)

In Millions of U.S. Dollars

		Exports (FOB)						Imports (CIF)					
		2016	2015Q4	2016Q1	2016Q2	2016Q3	2016Q4	2016	2015Q4	2016Q1	2016Q2	2016Q3	2016Q4
Kenya	664	9.8	6.0	0.2	7.9	1.4	0.4	0.0	0.0	0.0	0.0
Liberia	668	0.1	0.0	0.0	0.0	0.0	0.0
Malawi	676	0.3	0.0	0.0	0.1	0.1	0.1
Mali	678	0.0	0.0	0.0	0.0	0.1	0.0
Mauritius	684	0.4	0.1	0.1	0.1	0.1	0.1	0.0	0.0	0.0	0.0
Namibia	728	6.8	5.0	0.2	0.0	6.5	0.1	0.0	0.0	0.0
Nigeria	694	40.5	0.4	8.1	10.9	20.8	0.7	6.1	1.7	1.1	1.8	1.1	2.1
Senegal	722	0.3	0.0	0.2	0.1	0.1	0.0	0.0	0.0
Sierra Leone	724	0.3	0.1	0.2	0.1	0.0	0.0	0.0
South Africa	199	7.4	2.1	2.7	1.7	1.6	1.3	3.8	1.1	0.7	0.9	1.0	1.2
Tanzania	738	0.9	3.4	0.3	0.2	0.1	0.2	0.0	0.0
Togo	742	83.3	21.6	25.0	15.7	21.1	0.1	0.1
Uganda	746	0.0	0.2	0.0	0.0	0.0	0.0	0.0	0.0	0.0	0.0
Zambia	754	0.1	0.5	0.0	0.0	0.0
Zimbabwe	698	0.2	0.0	0.0	0.0	0.1	0.1	0.3	0.1	0.0	0.2	0.1
Western Hemisphere	205	244.4	28.5	31.0	60.6	97.1	55.7	34.8	6.8	7.6	9.5	10.6	7.0
Argentina	213	1.4	0.2	0.5	0.2	0.4	0.4	2.5	0.7	0.4	0.7	0.5	0.8
Aruba	314	0.2	0.0	0.0	0.1	0.1	0.0	0.0	0.0	0.0	0.0
Bahamas, The	313	1.5	0.5	0.1	0.4	0.8	0.2	0.0	0.0	0.0
Belize	339	0.5	0.3	0.0	0.2	0.0
Bolivia	218	0.7	0.3	0.1	0.2	0.2	0.2	0.0	0.0	0.0
Brazil	223	22.0	6.6	3.7	6.4	7.0	4.9	12.4	2.5	2.9	3.1	4.2	2.1
Chile	228	4.6	0.7	1.6	0.8	1.3	0.8	6.5	1.5	1.1	1.7	2.1	1.5
Colombia	233	0.3	0.2	0.1	0.1	0.1	0.1	0.7	0.1	0.3	0.2	0.1	0.0
Costa Rica	238	0.1	0.0	0.0	0.1	0.0	0.0	0.1	0.0	0.0	0.0	0.0	0.0
Curacao	354	0.1	0.0	0.0	0.1	0.0	0.0	0.0	0.0	0.0	0.0
Dominica	321	0.1	0.0	0.0	0.0	0.1
Dominican Republic	243	0.1	0.0	0.0	0.1	0.0	0.1	0.0	0.0	0.0	0.0	0.0
Ecuador	248	0.2	0.1	0.0	0.0	0.1	0.1	1.1	0.0	0.0	0.4	0.4	0.3
Greenland	326	0.0	0.0	0.0	0.0	0.2	0.0	0.2
Guatemala	258	0.1	0.0	0.0	0.0	0.0	0.0	0.0	0.0	0.0	0.0	0.0
Honduras	268	0.2	0.0	0.0	0.0	0.1	0.1	0.0	0.0	0.0	0.0	0.0	0.0
Mexico	273	205.5	15.8	22.2	50.9	85.9	46.5	9.3	1.7	2.3	2.7	2.7	1.6
Nicaragua	278	0.1	0.0	0.0	0.0	0.0	0.0	0.0	0.0	0.0	0.0	0.0	0.0
Panama	283	0.2	0.2	0.0	0.1	0.0	0.1	0.0	0.0	0.0	0.0
Paraguay	288	1.1	0.4	0.1	0.2	0.3	0.5	0.2	0.1	0.0	0.1
Peru	293	2.6	0.4	0.3	0.5	0.4	1.4	1.6	0.3	0.3	0.2	0.5	0.5
Sint Maarten	352	0.1	0.0	0.0	0.0	0.0	0.0	0.0	0.0
Suriname	366	0.2	0.0	0.1	0.1
Uruguay	298	2.2	2.9	1.7	0.3	0.1	0.1	0.0
Venezuela, Rep. Bol.	299	0.1	0.0	0.0	0.0	0.0	0.0	0.0	0.0
Western Hem. n.s.	399	0.0	0.2	0.0	0.0	0.0	0.0	0.0
Other Countries n.i.e	910	4.9	0.6	2.6	0.2	1.2	1.0	0.0	0.0	0.0	0.0	0.0
Cuba	928	4.9	0.6	2.6	0.2	1.2	0.9	0.0	0.0	0.0	0.0	0.0
Special Categories	899	88.5	25.0	14.6	21.4	26.2	26.4	3.1	3.1	0.0
Countries & Areas n.s.	898	73.5	2.4	33.4	13.7	11.9	14.4
Memorandum Items													
Africa	605	184.5	39.7	40.7	49.4	62.4	32.0	20.3	5.1	3.2	4.9	5.2	7.0
Middle East	405	119.9	50.8	39.7	34.1	16.5	29.6	20.3	6.0	4.9	4.9	5.0	5.5
European Union	998	9,716.5	2,389.7	2,329.4	2,527.0	2,415.0	2,445.2	12,207.1	2,980.7	2,898.8	3,236.6	3,034.7	3,037.0
Export earnings: fuel	080	1,036.2	290.0	222.5	258.9	276.1	278.7	878.7	220.2	216.9	203.4	202.4	256.0
Export earnings: nonfuel	092	12,134.4	2,910.8	2,837.9	3,156.7	3,092.8	3,047.0	14,056.1	3,394.3	3,337.0	3,732.1	3,489.9	3,497.1

Ethiopia (644)

In Millions of U.S. Dollars

		Exports (FOB)						Imports (CIF)					
		2016	2015Q4	2016Q1	2016Q2	2016Q3	2016Q4	2016	2015Q4	2016Q1	2016Q2	2016Q3	2016Q4
IFS World	
World	001	1,743.3	976.4	445.9	457.2	479.7	360.5	21,177.0	7,504.3	5,026.1	5,500.9	5,575.9	5,074.0
Advanced Economies	110	894.2	444.4	194.8	223.7	274.3	201.4	6,226.6	1,273.2	1,331.4	1,533.1	1,792.4	1,569.7
Euro Area	163	343.0	260.3	97.0	86.2	83.9	75.8	2,280.2	581.9	553.4	590.9	597.3	538.6
Austria	122	1.8	0.1 r	0.1 r	0.4 r	0.6 r	0.7 r	87.6	20.3 r	16.7 r	33.5 r	17.7 r	19.7 r
Belgium	124	53.4	12.7 r	14.4 r	15.3 r	11.4 r	12.4 r	272.0	61.5 r	86.2 r	55.7 r	67.5 r	62.6 r
Cyprus	423	0.0	0.0 r	0.0 r	0.0 r	0.0 r	6.3	1.2 r	1.3 r	2.2 r	2.0 r	0.8 r
Estonia	939	0.7	0.7 r	0.0 r	0.9	1.3 r	0.1 r	0.0 r	0.7 r
Finland	172	3.9	1.3 r	0.9 r	0.8 r	1.5 r	0.7 r	11.8	4.2 r	3.6 r	3.0 r	1.7 r	3.6 r
France	132	37.4	10.4 r	8.1 r	9.3 r	11.8 r	8.1 r	251.0	18.7 r	21.5 r	132.7 r	76.4 r	20.5 r
Germany	134	148.3	69.5 r	50.7 r	34.5 r	36.5 r	26.7 r	392.9	110.4 r	94.8 r	95.1 r	116.2 r	86.7 r
Greece	174	6.6	4.2 r	1.8 r	1.9 r	1.5 r	1.4 r	28.5	8.4 r	8.7 r	4.3 r	10.2 r	5.3 r
Ireland	178	0.5	0.2 r	0.1 r	0.1 r	0.0 r	0.2 r	41.8	13.4 r	10.7 r	12.0 r	6.8 r	12.3 r
Italy	136	58.8	14.8 r	12.6 r	15.4 r	12.5 r	18.4 r	764.7	220.4 r	198.8 r	156.8 r	200.2 r	208.9 r
Latvia	941	0.0	0.0 r	0.0 r	1.1	0.3 r	1.1 r	0.0 r	0.0 r	0.0 r
Lithuania	946	0.4	0.1 r	0.2 r	0.1 r	0.1 r	4.1	1.5 r	0.2 r	2.6 r	1.3 r
Luxembourg	137	0.1	0.1 r	6.9	0.2 r	1.3 r	5.2 r	0.1 r	0.3 r
Malta	181	0.0	0.0 r	0.0 r	0.0 r	0.0 r	0.9	0.7 r	0.2 r
Netherlands	138	17.3	144.6 r	5.4 r	3.7 r	3.7 r	4.5 r	218.5	59.9 r	61.2 r	40.5 r	43.4 r	73.5 r
Portugal	182	6.3	0.8 r	0.8 r	2.1 r	1.8 r	1.5 r	13.2	2.4 r	2.9 r	2.8 r	4.3 r	3.1 r
Slovak Republic	936	0.2	0.0 r	0.0 r	0.1 r	0.0 r	0.1 r	4.9	0.7 r	3.3 r	0.3 r	0.5 r	0.7 r
Slovenia	961	1.6	0.5 r	0.4 r	0.5 r	0.3 r	0.4 r	4.5	1.0 r	0.9 r	1.8 r	1.1 r	0.6 r
Spain	184	5.6	1.1 r	0.7 r	1.9 r	2.3 r	0.7 r	168.7	56.2 r	39.5 r	42.2 r	47.8 r	39.2 r
Australia	193	20.5	6.0 r	3.2 r	5.1 r	8.0 r	4.2 r	16.3	1.6 r	5.4 r	2.4 r	8.2 r	0.3 r
Canada	156	12.1	4.3 r	2.4 r	3.5 r	3.4 r	2.7 r	78.0	10.1 r	8.2 r	6.4 r	16.6 r	46.8 r
China,P.R.: Hong Kong	532	23.5	13.7 r	5.3 r	7.2 r	4.5 r	6.5 r	74.2	2.9 r	20.0 r	11.5 r	19.7 r	23.1 r
Czech Republic	935	1.3	0.7 r	0.5 r	0.2 r	0.2 r	0.4 r	24.7	7.6 r	6.1 r	6.2 r	10.4 r	2.0 r
Denmark	128	1.8	0.4 r	0.3 r	0.3 r	0.7 r	0.5 r	36.9	5.8 r	12.2 r	11.0 r	9.0 r	4.7 r
Iceland	176	0.1 r	1.2	0.1 r	0.3 r	0.3 r	0.3 r	0.3 r
Israel	436	10.6	16.3 r	3.0 r	2.6 r	2.8 r	2.2 r	29.5	6.0 r	13.9 r	7.9 r	4.8 r	2.9 r
Japan	158	59.8	22.4 r	10.9 r	11.5 r	20.2 r	17.3 r	797.2	206.9 r	163.2 r	131.5 r	209.8 r	292.7 r
Korea, Republic of	542	51.4	11.3 r	5.3 r	14.2 r	17.1 r	14.8 r	226.1	55.5 r	66.9 r	62.3 r	55.0 r	41.8 r
New Zealand	196	5.2	2.0 r	0.7 r	1.1 r	2.2 r	1.1 r	7.2	0.4 r	2.1 r	3.1 r	2.0 r	0.1 r
Norway	142	4.2	7.4 r	1.1 r	1.2 r	1.0 r	0.8 r	8.8	1.2 r	3.1 r	1.9 r	1.6 r	2.2 r
Singapore	576	3.8	4.9 r	0.4 r	1.7 r	1.2 r	0.6 r	27.0	1.5 r	5.2 r	7.4 r	10.4 r	4.0 r
Sweden	144	13.5	5.5 r	3.6 r	2.3 r	3.6 r	4.0 r	508.8	108.1 r	156.3 r	83.5 r	135.2 r	133.9 r
Switzerland	146	130.8	37.4 r	16.7 r	27.0 r	57.7 r	29.4 r	71.0	27.1 r	21.8 r	20.4 r	24.5 r	4.3 r
Taiwan Prov.of China	528	9.4	1.9 r	1.1 r	1.5 r	3.9 r	2.9 r	107.4	20.7 r	27.1 r	22.6 r	31.8 r	25.9 r
United Kingdom	112	33.9	7.6 r	8.4 r	8.0 r	8.9 r	8.6 r	250.3	26.6 r	59.1 r	48.0 r	82.7 r	60.5 r
United States	111	169.4	42.3 r	34.9 r	50.0 r	55.0 r	29.6 r	1,681.9	209.3 r	207.1 r	516.1 r	573.1 r	385.6 r
Emerg. & Dev. Economies	200	844.2	531.0	249.9	232.1	204.1	158.0	14,942.5	4,694.0	3,693.0	3,965.7	3,781.4	3,502.4
Emerg. & Dev. Asia	505	218.1	48.6	72.6	64.0	50.1	31.4	8,527.5	2,775.6	2,169.8	2,272.0	2,087.2	1,998.5
Bangladesh	513	2.2	0.2 r	0.6 r	0.6 r	0.6 r	0.5 r	7.6	2.6 r	1.4 r	2.1 r	2.3 r	2.0 r
Cambodia	522	0.2	0.0 r	0.0 r	0.0 r	0.0 r	0.0 r	0.5	0.2 r	0.1 r	0.1 r	0.1 r	0.1 r
China,P.R.: Mainland	924	88.7	27.4 r	36.1 r	29.3 r	13.5 r	9.9 r	6,096.0	2,184.9 r	1,540.9 r	1,627.3 r	1,450.3 r	1,477.4 r
F.T. French Polynesia	887	0.1 e	0.0 e	0.0 e	0.0 e	0.0 e	0.0 e	0.0	0.0 r	0.0 r	0.0 r	0.0 r	0.0 r
F.T. New Caledonia	839	0.2 e	0.0 e	0.0 e	0.0 e	0.0 e	0.0 e
India	534	44.2	11.9 r	13.2 r	10.2 r	15.3 r	5.4 r	1,425.3	344.2 r	388.7 r	380.7 r	368.5 r	287.5 r
Indonesia	536	30.7	4.7 r	10.5 r	8.9 r	6.4 r	4.9 r	376.2	91.6 r	89.5 r	105.9 r	96.4 r	84.5 r
Malaysia	548	5.8	0.0 r	0.1 r	1.7 r	2.3 r	1.8 r	342.9	84.3 r	71.6 r	80.2 r	101.2 r	89.9 r
Myanmar	518	0.1	0.0 r	0.0 r	0.0 r	0.0 r	0.0 r	0.0	0.0 r	0.0 r	0.0 r	0.0 r	0.0 r
Nepal	558	0.1	0.0 r	0.0 r	0.0 r	0.0 r	0.0 r	0.0	0.0 r	0.0 r	0.0 r	0.0 r	0.0 r
Philippines	566	0.9	0.2 r	0.2 r	0.3 r	0.2 r	0.2 r	12.5	2.7 r	2.9 r	3.3 r	3.3 r	2.9 r
Sri Lanka	524	2.4	0.1 r	1.1 r	0.8 r	0.3 r	0.2 r	5.5	0.1 r	0.8 r	1.4 r	1.8 r	1.6 r
Thailand	578	5.8	1.5 r	1.4 r	1.7 r	1.7 r	0.9 r	160.4	28.0 r	48.1 r	44.2 r	37.9 r	30.3 r
Tonga	866	0.3	0.1 r	0.1 r	0.1 r	0.1 r	0.1 r	0.1	0.0 r	0.0 r	0.0 r	0.0 r	0.0 r
Vietnam	582	36.5	2.5 r	9.3 r	10.3 r	9.5 r	7.5 r	33.0	14.8 r	9.4 r	8.8 r	7.8 r	7.0 r
Asia n.s.	598	67.5	22.2 r	16.5 r	18.1 r	17.5 r	15.5 r

Ethiopia (644)

In Millions of U.S. Dollars

		Exports (FOB)						Imports (CIF)					
		2016	2015Q4	2016Q1	2016Q2	2016Q3	2016Q4	2016	2015Q4	2016Q1	2016Q2	2016Q3	2016Q4
Europe	170	44.2	21.9	15.0	9.1	12.0	8.1	1,084.9	411.2	344.8	259.8	252.9	227.4
Emerg. & Dev. Europe	903	23.8	14.5	10.7	4.9	4.5	3.8	846.7	255.5	295.2	171.9	213.5	166.1
Albania	914	0.1	0.0 r	0.0 r	0.0 r	0.0 r	0.0 r	0.0	0.0 r	0.0 r	0.0 r	0.0 r	0.0 r
Bosnia and Herzegovina	963	0.1	0.0 r	0.0 r	0.0 r	0.0 r	0.0 r	0.0	0.1 r	0.0 r	0.0 r	0.0 r	0.0 r
Bulgaria	918	2.2	0.8 r	0.8 r	0.6 r	0.5 r	0.4 r	8.8	11.1 r	0.1 r	3.6 r	4.6 r	0.6 r
Croatia	960	0.0	0.0 r	0.0 r	0.0 r	0.0 r	0.0 r	0.8	0.0 r	0.2 r	0.3 r	0.1 r	0.1 r
Hungary	944	1.0	0.3 r	0.3 r	0.2 r	0.1 r	0.3 r	17.8	13.1 r	8.5 r	3.2 r	2.3 r	3.8 r
Montenegro	943	0.0 e	0.0 e	0.0 e	0.0 e	0.0 e	0.0 e	0.1 e	0.1 e
Poland	964	0.4	0.2 r	0.1 r	0.1 r	0.0 r	0.2 r	123.1	13.6 r	32.9 r	3.8 r	64.8 r	21.6 r
Romania	968	0.8	0.6 r	0.5 r	0.0 r	0.3 r	0.0 r	11.1	23.1 r	5.7 r	2.6 r	2.7 r	0.1 r
Turkey	186	19.2	12.5 r	8.9 r	3.9 r	3.5 r	2.8 r	684.8	194.4 r	247.7 r	158.3 r	138.9 r	139.9 r
CIS	901	15.1	6.4	3.0	2.7	6.2	3.2	237.8	155.1	49.5	87.8	39.2	61.2
Azerbaijan, Rep. of	912	0.0	0.0 r	0.0 r	0.0 r	0.0 r	0.0	0.2 r	0.0 r	0.0 r	0.0 r	0.0 r
Belarus	913	0.0	0.0 r	0.0 r	0.0 r	0.0 r	0.0 r	1.6	0.4 r	0.7 r	0.0 r	0.1 r	0.8 r
Georgia	915	0.1	0.1 r	0.2	0.1 r	0.1 r	0.1 r	0.1 r
Kazakhstan	916	0.0 r	0.2	0.7 r	0.0 r	0.1 r	0.1 r	0.0 r
Kyrgyz Republic	917	0.0 r	1.6	0.0 r	0.4 r	0.4 r	0.4 r	0.4 r
Russian Federation	922	14.1	6.1 r	2.7 r	2.5 r	5.9 r	3.0 r	127.6	62.4 r	21.0 r	64.1 r	20.3 r	22.2 r
Turkmenistan	925	0.0	0.2 r	0.0 r	0.0 r	0.0 r	0.0 r
Ukraine	926	0.9	0.2 r	0.3 r	0.1 r	0.3 r	0.1 r	99.4	90.7 r	25.7 r	21.3 r	16.4 r	36.0 r
Uzbekistan	927	0.0 r	7.2	0.5 r	1.6 r	1.9 r	1.9 r	1.7 r
Europe n.s.	884	5.3	1.0 r	1.3 r	1.5 r	1.4 r	1.1 r	0.4	0.6 r	0.1 r	0.1 r	0.1 r	0.1 r
Mid East, N Africa, Pak	440	463.2	440.9	132.3	126.2	111.4	93.4	4,964.4	1,386.9	1,115.9	1,333.4	1,337.5	1,177.6
Algeria	612	0.4	0.2 r	0.1 r	0.1 r	0.1 r	0.1 r	0.0	0.2 r	0.0 r	0.0 r	0.0 r	0.0 r
Bahrain, Kingdom of	419	2.5	0.5 r	0.6 r	0.7 r	0.6 r	0.5 r	430.2	65.5 r	79.3 r	115.8 r	125.8 r	109.4 r
Djibouti	611	44.1	31.9 r	23.0 r	11.7 r	5.1 r	4.3 r	0.0	0.1 r	0.0 r	0.0 r	0.0 r	0.0 r
Egypt	469	4.3	4.1 r	1.1 r	1.2 r	1.1 r	0.9 r	206.6	48.3 r	45.2 r	55.4 r	56.5 r	49.5 r
Iran, I.R. of	429	2.0	0.0 r	0.5 r	0.6 r	0.5 r	0.4 r	11.5	2.1 r	2.2 r	3.1 r	3.3 r	2.9 r
Iraq	433	2.4	0.4 r	0.6 r	0.7 r	0.7 r	0.5 r	0.0	0.0 r	0.0 r	0.0 r	0.0 r	0.0 r
Jordan	439	9.8	4.6 r	5.9 r	1.8 r	1.6 r	0.5 r	4.4	0.8 r	1.6 r	0.7 r	1.1 r	1.0 r
Kuwait	443	0.9	124.5 r	0.2 r	0.2 r	0.2 r	0.2 r	1,062.3	390.5 r	244.7 r	284.3 r	283.5 r	249.8 r
Lebanon	446	0.5	1.0 r	0.1 r	0.1 r	0.2 r	0.1 r	5.4	0.4 r	1.8 r	0.3 r	2.9 r	0.4 r
Libya	672	0.9 r	0.0	0.0 r	0.0 r	0.0 r	0.0 r
Morocco	686	0.5	0.0 r	0.1 r	0.1 r	0.1 r	0.1 r	234.7	1.3 r	54.1 r	62.8 r	62.6 r	55.2 r
Oman	449	0.4	2.7 r	0.1 r	0.1 r	0.1 r	0.1 r	16.5	9.3 r	5.4 r	4.4 r	3.5 r	3.2 r
Pakistan	564	76.0	9.3 r	19.3 r	21.4 r	19.7 r	15.6 r	38.2	15.5 r	8.8 r	10.2 r	10.2 r	9.0 r
Qatar	453	0.4	0.3 r	0.1 r	0.1 r	0.1 r	0.1 r	4.8	4.8 r	2.3 r	1.3 r	0.6 r	0.5 r
Saudi Arabia	456	167.1	69.1 r	42.4 r	47.0 r	43.4 r	34.3 r	424.5	156.5 r	97.8 r	113.6 r	113.3 r	99.8 r
Somalia	726	7.7	130.0 r	1.9 r	2.2 r	2.0 r	1.6 r	2.4	0.5 r	0.5 r	0.7 r	0.7 r	0.6 r
Sudan	732	48.8	34.0 r	10.1 r	11.6 r	12.2 r	15.0 r	94.1	5.9 r	17.6 r	30.8 r	22.7 r	23.0 r
Syrian Arab Republic	463	0.1	0.0 r	0.0 r	0.0 r	0.0 r	0.4	0.2 r	0.1 r	0.1 r	0.1 r	0.1 r
Tunisia	744	1.4	0.4 r	0.3 r	0.3 r	0.3 r	0.3 r	1.4	0.3 r	0.3 r	0.3 r	0.3 r	0.3 r
United Arab Emirates	466	86.0	21.1 r	23.7 r	23.9 r	21.2 r	17.1 r	473.1	121.3 r	103.8 r	126.6 r	129.0 r	113.7 r
Yemen, Republic of	474	7.9	5.9 r	2.0 r	2.2 r	2.1 r	1.6 r	4.9	1.9 r	1.1 r	1.3 r	1.3 r	1.2 r
Middle East n.s.	489	1,948.7	561.3 r	449.2 r	521.6 r	519.9 r	458.0 r
Sub-Saharan Africa	603	103.7	15.0	26.4	28.6	26.7	22.0	265.9	85.4	49.0	71.0	75.7	70.1
Angola	614	0.3	0.0 r	0.1 r	0.1 r	0.1 r	0.1 r	0.0	0.0 r	0.0 r	0.0 r	0.0 r	0.0 r
Benin	638	1.1	0.0 r	0.3 r	0.3 r	0.3 r	0.2 r	0.0	0.0 r	0.0 r	0.0 r	0.0 r	0.0 r
Botswana	616	0.1	0.0 r	0.0 r	0.0 r	0.0 r	0.0 r	0.1	0.0 r	0.0 r	0.0 r	0.0 r	0.0 r
Burkina Faso	748	0.3	0.1 r	0.1 r	0.1 r	0.1 r	0.1 r	0.0	0.0 r	0.0 r	0.0 r	0.0 r	0.0 r
Burundi	618	0.1	0.0 r	0.0 r	0.0 r	0.0 r	0.0 r	0.0	0.0 r	0.0 r	0.0 r	0.0 r
Cabo Verde	624	0.0	0.0 r	0.0 r	0.0 r	0.0 r	0.0 r	0.1	0.0 r	0.0 r	0.0 r	0.0 r	0.0 r
Cameroon	622	1.3	0.1 r	0.3 r	0.4 r	0.3 r	0.3 r	0.3	0.3 r	0.1 r	0.1 r	0.1 r	0.1 r
Chad	628	0.1	0.0 r	0.0 r	0.0 r	0.0 r	0.0 r	0.0	0.0 r	0.0 r	0.0 r	0.0 r	0.0 r
Comoros	632	0.3	0.0 r	0.1 r	0.1 r	0.1 r	0.1 r	0.0	0.0 r	0.0 r	0.0 r	0.0 r
Congo, Republic of	634	0.3	0.1 r	0.1 r	0.1 r	0.1 r	0.1 r	0.1	0.0 r	0.0 r	0.0 r	0.0 r	0.0 r
Côte d'Ivoire	662	0.2	0.1 r	0.1 r	0.1 r	0.1 r	0.0 r	0.4	0.1 r	0.1 r	0.1 r	0.1 r	0.1 r
Gabon	646	0.1	0.0 r	0.0 r	0.0 r	0.0 r	0.0 r	0.1	0.0 r	0.0 r	0.0 r	0.0 r	0.0 r
Ghana	652	0.2	0.4 r	0.1 r	0.1 r	0.1 r	0.0 r	0.2	0.2 r	0.0 r	0.0 r	0.0 r	0.0 r
Guinea	656	0.0	0.0 r	0.0 r	0.0 r	0.0 r	0.0 r	0.8	0.0 r	0.2 r	0.2 r	0.2 r	0.2 r

Ethiopia (644)

In Millions of U.S. Dollars

		Exports (FOB)						Imports (CIF)					
		2016	2015Q4	2016Q1	2016Q2	2016Q3	2016Q4	2016	2015Q4	2016Q1	2016Q2	2016Q3	2016Q4
Kenya	664	32.5	7.5 r	8.2 r	9.1 r	8.4 r	6.7 r	37.7	11.2 r	8.8 r	10.1 r	10.0 r	8.9 r
Liberia	668	0.1	0.0 r	0.0 r	0.0 r	0.0 r	0.0 r	0.2	0.0 r	0.0 r	0.1 r	0.1 r	0.0 r
Madagascar	674	0.4	0.1 r	0.1 r	0.1 r	0.1 r	0.1 r	0.1	0.0 r	0.0 r	0.0 r	0.0 r	0.0 r
Malawi	676	0.4	0.0 r	0.1 r	0.1 r	0.1 r	0.1 r	2.8	0.1 r	0.6 r	0.7 r	0.7 r	0.7 r
Mali	678	0.2	0.1 r	0.0 r	0.0 r	0.0 r	0.0 r	3.4	0.2 r	0.8 r	0.9 r	0.9 r	0.8 r
Mauritius	684	0.0	0.0 r	0.0 r	0.0 r	0.0 r	0.0 r	0.3	0.0 r	0.1 r	0.1 r	0.1 r	0.1 r
Mozambique	688	0.1	0.2 r	0.0 r	0.0 r	0.0 r	0.0 r	0.2	0.0 r	0.0 r	0.0 r	0.0 r	0.0 r
Namibia	728	33.9	0.0 r	8.6 r	9.5 r	8.8 r	7.0 r	1.0	10.5 r	0.2 r	0.3 r	0.3 r	0.2 r
Niger	692	0.6	0.1 r	0.2 r	0.2 r	0.2 r	0.1 r	0.0	0.0 r	0.0 r	0.0 r	0.0 r	0.0 r
Nigeria	694	5.1	0.9 r	1.3 r	1.4 r	1.3 r	1.0 r	8.5	3.2 r	2.0 r	2.3 r	2.3 r	2.0 r
Rwanda	714	3.3	0.5 r	0.8 r	0.9 r	0.9 r	0.7 r	1.8	0.0 r	0.4 r	0.5 r	0.5 r	0.4 r
Senegal	722	0.6	0.0 r	0.2 r	0.2 r	0.2 r	0.1 r	0.3	0.0 r	0.1 r	0.1 r	0.1 r	0.1 r
Sierra Leone	724	0.0	0.0 r	0.0 r	0.0 r	0.0 r	0.0 r	2.7	0.0 r	0.6 r	0.7 r	0.7 r	0.6 r
South Africa	199	13.3	2.7 r	3.3 r	3.2 r	3.5 r	3.2 r	187.9	56.8 r	32.0 r	50.1 r	54.4 r	51.4 r
South Sudan, Rep. of	733	0.8 r	0.1 r
Swaziland	734	0.1	0.0 r	0.0 r	0.0 r	0.0 r	0.0 r	10.5	0.7 r	1.5 r	2.7 r	3.3 r	3.1 r
Tanzania	738	0.3	0.1 r	0.1 r	0.1 r	0.1 r	0.1 r	5.4	1.9 r	1.2 r	1.4 r	1.4 r	1.3 r
Togo	742	6.3	0.1 r	1.6 r	1.6 r	1.6 r	1.6 r	0.0	0.0 r	0.0 r	0.0 r	0.0 r	0.0 r
Uganda	746	0.9	0.8 r	0.6 r	0.2 r	0.0 r	0.0 r	0.4	0.0 r	0.0 r	0.0 r	0.3 r	0.0 r
Zambia	754	0.9	0.0 r	0.4 r	0.2 r	0.2 r	0.6	0.0 r	0.0 r	0.5 r	0.1 r	0.0 r
Zimbabwe	698	0.2	0.1 r	0.1 r	0.1 r	0.0 r	0.0 r	0.1	0.0 r	0.0 r	0.0 r	0.0 r	0.0 r
Western Hemisphere	205	15.1	4.5	3.7	4.3	3.9	3.2	99.9	34.9	13.4	29.6	28.2	28.8
Argentina	213	0.0	0.0 r	0.0 r	0.0 r	0.0 r	0.0 r	4.9	1.2 r	1.2 r	1.2 r	1.2 r	1.2 r
Bermuda	319	0.0 r	0.3	0.1 r	0.1 r	0.1 r	0.1 r
Brazil	223	0.5	0.0 r	0.1 r	0.3 r	0.1 r	0.0 r	75.9	26.3 r	7.8 r	23.4 r	21.6 r	23.1 r
Chile	228	0.3	0.4 r	0.0 r	0.1 r	0.1 r	0.9	0.1 r	0.3 r	0.6 r	0.1 r
Colombia	233	0.0	0.0 r	0.0 r	0.0 r	0.0 r	0.0 r	2.2	0.5 r	0.5 r	0.5 r	0.5 r
Costa Rica	238	0.0 r	0.2	0.1 r	0.0 r	0.0 r	0.0 r	0.0 r
Ecuador	248	0.0 r	1.0	1.0 r	0.2 r	0.3 r	0.3 r	0.2 r
El Salvador	253	0.9	1.3 r	0.2 r	0.2 r	0.2 r	0.2 r	0.1	0.0 r	0.0 r	0.0 r	0.0 r	0.0 r
Guatemala	258	0.9	0.1 r	0.2 r	0.3 r	0.3 r	0.2 r	0.1	0.1 r	0.0 r	0.0 r	0.0 r	0.0 r
Haiti	263	0.1	0.8 r	0.0 r	0.0 r	0.0 r	0.0 r
Jamaica	343	0.1	0.0 r	0.0 r	0.0 r	0.0 r	0.0	0.0 r	0.0 r	0.0 r	0.0 r	0.0 r
Mexico	273	1.3	0.5 r	0.3 r	0.3 r	0.3 r	0.3 r	6.7	2.3 r	1.7 r	1.7 r	1.7 r	1.7 r
Nicaragua	278	0.3	0.1 r	0.1 r	0.1 r	0.1 r	0.1 r	0.0	0.0 r	0.0 r	0.0 r	0.0 r	0.0 r
Panama	283	0.0	0.0 r	0.0 r	0.0 r	0.0 r	0.0 r	0.1	0.0 r	0.0 r	0.0 r	0.0 r	0.0 r
Peru	293	0.2	0.0 r	0.0 r	0.0 r	0.0 r	7.3	2.7 r	1.7 r	1.9 r	1.9 r	1.7 r
Uruguay	298	0.1	0.0 r	0.0 r	0.0 r	0.0 r	0.0 r
Venezuela, Rep. Bol.	299	0.1	0.0 r	0.0 r	0.0 r	0.0 r	0.0 r
Western Hem. n.s.	399	10.5	2.1 r	2.7 r	3.0 r	2.7 r	2.2 r	0.0	0.1 r	0.0 r	0.0 r	0.0 r	0.0 r
Other Countries n.i.e	910	0.6	0.1	0.1	0.2	0.1	0.1	6.3	1.8	1.4	1.7	1.7	1.5
Cuba	928	0.0	0.1 r	0.0 r	0.0 r	0.0 r	0.0 r
Korea, Dem. People's Rep.	954	0.6	0.1 r	0.1 r	0.2 r	0.1 r	0.1 r	6.3	1.7 r	1.4 r	1.7 r	1.7 r	1.5 r
Countries & Areas n.s.	898	4.3	0.8 r	1.1 r	1.2 r	1.1 r	0.9 r	1.5	1,535.2 r	0.4 r	0.4 r	0.4 r	0.4 r
Memorandum Items													
Africa	605	206.5	210.8	62.0	54.6	46.5	43.4	598.5	93.7	121.5	165.6	162.1	149.3
Middle East	405	284.3	235.2	77.4	78.8	71.9	56.3	4,593.5	1,363.1	1,034.6	1,228.6	1,240.9	1,089.5
European Union	998	397.9	276.6	111.4	98.0	98.2	90.3	3,262.7	790.9	834.6	753.0	909.1	765.9
Export earnings: fuel	080	290.1	233.5	74.6	79.9	76.5	59.2	2,567.6	820.0	560.5	717.7	683.8	605.6
Export earnings: nonfuel	092	1,453.1	742.9	371.3	377.3	403.2	301.3	18,609.3	6,684.3	4,465.6	4,783.3	4,892.1	4,468.4

Falkland Islands (323)

In Millions of U.S. Dollars

		Exports (FOB)						Imports (CIF)					
		2016	2015Q4	2016Q1	2016Q2	2016Q3	2016Q4	2016	2015Q4	2016Q1	2016Q2	2016Q3	2016Q4
IFS World	
World	001	244.8	50.8	8.6	122.7	26.0	87.5	97.0	36.9	20.4	24.2	24.2	28.2
Advanced Economies	110	229.0	47.8	5.6	118.6	21.3	83.4	89.2	34.8	18.3	22.3	22.2	26.4
Euro Area	163	180.2	44.2	2.9	90.1	13.5	73.6	20.2	5.0	4.4	1.0	9.3	5.5
Austria	122	0.3 e	0.0 e	0.2 e	0.0 e
France	132	0.0 e	0.0 e	0.0 e	0.3 e	0.3 e	0.0 e	0.0 e	0.0 e
Germany	134	2.9 e	0.0 e	0.4 e	2.2 e	0.3 e	0.6 e	0.1 e	0.2 e	0.0 e	0.0 e	0.3 e
Greece	174	8.5 e	4.2 e	8.5 e
Ireland	178	0.0 e	0.0 e	0.0 e	0.1 e	0.1 e
Italy	136	0.0 e	0.2 e	0.0 e	0.0 e	0.2 e	0.0 e
Netherlands	138	0.2 e	0.0 e	0.0 e	0.1 e	0.1 e	4.6 e	0.2 e	0.0 e	0.1 e	0.1 e	4.4 e
Spain	184	177.0 e	44.2 e	2.5 e	87.8 e	13.2 e	73.5 e	5.5 e	0.4 e	3.8 e	0.6 e	0.3 e	0.7 e
Australia	193	0.0 e	0.0 e	0.0 e	0.0 e	0.0 e	0.1 e	0.0 e	0.1 e	0.0 e
Canada	156	0.9 e	0.1 e	0.0 e	0.7 e	0.1 e	0.1 e	0.0 e	0.0 e	0.0 e
Czech Republic	935	0.1 e	0.0 e	0.1 e
Denmark	128	0.2 e	0.1 e	0.1 e	0.1 e	0.0 e	0.0 e	0.0 e	0.0 e	0.1 e
Japan	158	0.3 e	0.3 e	0.2 e	0.1 e	0.0 e	0.1 e	0.1 e	0.0 e	0.1 e	0.0 e
Korea, Republic of	542	1.4 e	0.0 e	0.2 e	0.4 e	0.8 e	0.0 e	0.0 e	0.0 e	0.0 e
New Zealand	196	0.0 e	0.0 e	0.0 e	0.0 e	0.0 e	0.1 e	0.2 e	0.0 e	0.0 e	0.0 e	0.0 e
Norway	142	0.0 e	0.0 e	0.1 e	0.0 e	0.0 e	0.0 e	0.0 e
Singapore	576	1.2 e	1.2 e
United Kingdom	112	26.0 e	2.0 e	2.6 e	19.3 e	1.5 e	2.6 e	66.8 e	29.3 e	12.7 e	21.0 e	12.8 e	20.3 e
United States	111	18.7 e	1.2 e	0.0 e	8.1 e	4.4 e	6.1 e	1.6 e	0.2 e	1.1 e	0.0 e	0.0 e	0.4 e
Emerg. & Dev. Economies	200	15.9	3.0	3.0	4.1	4.7	4.1	7.8	2.1	2.1	2.0	1.9	1.7
Emerg. & Dev. Asia	505	0.8	0.0	0.7	0.0	0.0	0.0	0.0	0.0	0.0
Malaysia	548	0.1 e	0.0 e	0.0 e	0.0 e	0.0 e
Thailand	578	0.7 e	0.7 e	0.0 e	0.0 e	0.0 e
Europe	170	5.4	0.9	0.5	2.0	1.6	1.3	0.0	0.0	0.0
Emerg. & Dev. Europe	903	4.7	0.7	0.5	1.9	1.6	0.6	0.0	0.0	0.0
Albania	914	0.2 e	0.3 e	0.0 e	0.1 e	0.1 e	0.1 e
Bosnia and Herzegovina	963	0.4 e	0.2 e	0.1 e	0.1 e	0.1 e	0.1 e
Bulgaria	918	2.5 e	1.4 e	0.9 e	0.3 e
Faroe Islands	816	0.2 e	0.0 e	0.0 e	0.0 e	0.0 e	0.0 e
Macedonia, FYR	962	0.1 e	0.0 e	0.0 e	0.0 e	0.0 e	0.0 e
Montenegro	943	0.8 e	0.1 e	0.2 e	0.2 e	0.4 e	0.1 e
Serbia, Republic of	942	0.3 e	0.1 e	0.1 e	0.1 e	0.1 e	0.1 e
CIS	901	0.8	0.2	0.0	0.0	0.0	0.7
Russian Federation	922	0.0 e	0.1 e	0.0 e
Ukraine	926	0.7 e	0.1 e	0.7 e
Mid East, N Africa, Pak	440	0.3	0.1	0.1	0.1	0.1	0.1
Algeria	612	0.1 e	0.0 e	0.0 e	0.0 e	0.0 e	0.0 e
Morocco	686	0.2 e	0.0 e	0.0 e	0.1 e	0.0 e	0.0 e
Sub-Saharan Africa	603	9.3	2.0	1.7	2.0	3.0	2.6	7.7	2.1	2.1	1.9	1.9	1.7
Côte d'Ivoire	662	0.0 e	0.0 e	0.0 e	0.0 e	0.0 e	0.0 e	6.5 e	1.8 e	1.7 e	1.6 e	1.6 e	1.5 e
Kenya	664	0.1 e	0.0 e	0.0 e	0.0 e	0.0 e	0.0 e
Namibia	728	7.0 e	1.7 e	1.4 e	1.7 e	1.8 e	2.1 e	1.0 e	0.2 e	0.3 e	0.2 e	0.3 e	0.2 e
Nigeria	694	1.1 e	0.2 e	0.2 e	0.3 e	0.3 e	0.3 e
South Africa	199	1.2 e	1.0 e	0.2 e	0.2 e	0.0 e	0.1 e	0.0 e	0.1 e	0.0 e
Western Hemisphere	205	0.1	0.0	0.0	0.0	0.0	0.0	0.1
Brazil	223	0.0 e	0.0 e	0.0 e	0.0 e	0.1 e
Memorandum Items													
Africa	605	9.5	2.0	1.7	2.0	3.1	2.7	7.7	2.1	2.1	1.9	1.9	1.7
European Union	998	209.0	46.2	5.6	110.8	16.1	76.6	87.3	34.3	17.1	22.1	22.0	26.0
Export earnings: fuel	080	1.2	0.4	0.3	0.4	0.3	0.3	0.0	0.0	0.0	0.0	0.0	0.0
Export earnings: nonfuel	092	243.6	50.4	8.4	122.3	25.7	87.2	97.0	36.9	20.4	24.2	24.2	28.2

Faroe Islands (816)

In Millions of U.S. Dollars

		Exports (FOB)						Imports (CIF)					
		2016	2015Q4	2016Q1	2016Q2	2016Q3	2016Q4	2016	2015Q4	2016Q1	2016Q2	2016Q3	2016Q4
IFS World	
World	001	1,574.3	385.9	431.9	361.2	338.2	442.9	1,219.1	305.4	302.0	290.1	274.4	352.6
Advanced Economies	110	919.5	196.4	259.1	225.8	209.7	224.9	868.5	199.6	197.6	193.5	200.9	276.5
Euro Area	163	345.4	69.7	122.0	67.0	80.1	76.3	299.1	66.4	57.4	71.9	63.6	106.1
Austria	122	0.0	0.0 r	0.0 r	0.0 r	0.0 r	0.0 r	3.2	0.1 r	0.5 r	0.7 r	1.2 r	0.9 r
Belgium	124	6.0	1.3 r	1.6 r	1.8 r	1.3 r	1.3 r	5.8	1.2 r	0.9 r	1.4 r	1.8 r	1.6 r
Cyprus	423	0.3	0.1 r	0.1 r	0.1 r	0.1 r	0.1 r	0.0	0.0 r	0.0 r	0.0 r	0.0 r	0.0 r
Estonia	939	0.9	0.1 r	0.3 r	0.3 r	0.3 r	0.9	0.2 r	0.2 r	0.1 r	0.3 r	0.3 r
Finland	172	41.6	10.4 r	10.4 r	10.4 r	10.4 r	10.4 r	8.1	2.4 r	1.8 r	1.6 r	2.8 r	1.9 r
France	132	21.0	5.2 r	5.3 r	5.2 r	5.2 r	5.2 r	27.5	7.5 r	7.0 r	8.4 r	6.7 r	5.3 r
Germany	134	145.4	32.5 r	37.7 r	32.9 r	36.1 r	38.6 r	131.0	15.8 r	18.7 r	17.5 r	23.1 r	71.6 r
Greece	174	2.4	0.5 r	0.5 r	0.7 r	0.7 r	0.5 r	0.6	0.1 r	0.1 r	0.1 r	0.3 r	0.1 r
Ireland	178	0.3	0.0 r	0.3 r	0.0 r	60.5	15.1 r	15.1 r	15.2 r	15.1 r	15.1 r
Italy	136	35.2	8.8 r	8.8 r	8.8 r	8.8 r	8.8 r	20.1	14.1 r	1.1 r	16.6 r	1.2 r	1.2 r
Latvia	941	2.2	0.5 r	0.5 r	0.5 r	0.5 r	0.7 r	2.5	0.5 r	0.6 r	1.0 r	0.3 r	0.7 r
Lithuania	946	7.2	0.3 r	2.0 r	2.9 r	1.3 r	0.9 r	6.3	1.2 r	1.3 r	1.4 r	1.9 r	1.7 r
Luxembourg	137	0.0	0.0 r	0.0 r	0.0 r	0.0 r	0.0 r	0.1	0.0 r	0.0 r	0.1 r	0.0 r
Malta	181	0.1	0.0 r	0.0 r	0.0 r	0.0 r	0.0 r	0.0	0.0 r	0.0 r	0.0 r	0.0 r	0.0 r
Netherlands	138	11.7	2.9 r	2.2 r	2.5 r	3.2 r	3.7 r	17.6	5.9 r	4.4 r	4.4 r	5.0 r	3.8 r
Portugal	182	0.1	0.0 r	0.1 r	3.7	0.9 r	1.4 r	1.1 r	0.7 r	0.5 r
Slovak Republic	936	3.5	0.1 r	2.1 r	0.4 r	0.9 r	0.0 r
Slovenia	961	2.6	0.6 r	0.5 r	0.8 r	0.6 r	0.7 r
Spain	184	71.2	7.0 r	52.4 r	1.2 r	12.0 r	5.6 r	5.2	0.6 r	1.8 r	1.2 r	1.6 r	0.6 r
Australia	193	0.0	0.0 r	0.0 r	0.0 r	0.0 r	0.0 r	0.6	0.2 r	0.2 r	0.2 r	0.2 r	0.2 r
Canada	156	9.1	3.1 r	3.1 r	2.2 r	2.0 r	1.7 r	4.0	0.9 r	0.9 r	1.2 r	0.9 r	1.0 r
China,P.R.: Hong Kong	532	0.6	0.1 r	0.1 r	0.1 r	0.1 r	0.1 r	2.0	0.5 r	0.5 r	0.5 r	0.5 r	0.5 r
China,P.R.: Macao	546	0.1	0.0 r	0.0 r	0.0 r	0.0 r	0.0 r
Czech Republic	935	0.0 e	3.6	0.7 r	0.9 r	0.7 r	1.0 r	1.0 r
Denmark	128	97.2	22.8 r	24.5 r	24.9 r	21.0 r	26.8 r	324.7	76.6 r	77.2 r	78.1 r	85.0 r	84.4 r
Iceland	176	27.1	1.4 r	4.2 r	6.4 r	13.2 r	3.3 r	38.8	11.5 r	15.1 r	9.3 r	6.3 r	8.2 r
Israel	436	0.0	0.0 r	0.0 r	0.0 r	0.0 r	0.0 r	0.5	0.1 r	0.1 r	0.1 r	0.1 r	0.1 r
Japan	158	17.7	4.4 r	4.4 r	4.4 r	4.4 r	4.4 r	13.4	3.3 r	3.3 r	3.4 r	3.4 r	3.4 r
Korea, Republic of	542	1.0	0.1 r	0.1 r	0.0 r	0.8 r	0.0 r	1.9	0.6 r	0.5 r	0.5 r	0.5 r	0.5 r
New Zealand	196	0.4	0.1 r	0.1 r	0.1 r	0.1 r	0.1 r	3.4	0.6 r	0.9 r	1.0 r	0.9 r	0.7 r
Norway	142	53.3	12.0 r	13.7 r	20.5 r	7.0 r	12.0 r	125.3	24.9 r	30.7 r	15.9 r	23.1 r	55.7 r
Singapore	576	1.1	0.6 r	0.5 r	0.3 r	0.2 r	1.0	0.1 r	0.3 r	0.5 r	0.1 r	0.2 r
Sweden	144	8.9	1.7 r	2.1 r	2.0 r	2.4 r	2.3 r	30.3	6.9 r	5.9 r	6.5 r	8.9 r	9.0 r
Switzerland	146	3.6 e	0.8 e	0.4 e	0.6 e	1.1 e	1.6 e	0.1	0.0 r	0.0 r	0.0 r	0.0 r	0.0 r
Taiwan Prov.of China	528	2.3 e	0.1 e
United Kingdom	112	264.6	57.3 r	64.3 r	73.0 r	55.4 r	71.9 r	17.0	5.5 r	3.4 r	2.9 r	6.4 r	4.4 r
United States	111	89.6	19.8 r	19.3 r	24.1 r	21.9 r	24.3 r	2.6	0.6 r	0.4 r	1.0 r	0.2 r	1.1 r
Emerg. & Dev. Economies	200	654.8	189.5	172.8	135.4	128.5	218.0	345.7	104.5	103.2	95.4	72.3	74.7
Emerg. & Dev. Asia	505	138.7	31.7	36.3	35.6	28.2	38.6	157.5	40.7	39.6	39.2	39.2	39.6
Bangladesh	513	0.8	0.2 r	0.2 r	0.2 r	0.2 r	0.2 r
Brunei Darussalam	516	0.1	0.0 r	0.0 r	0.0 r	0.0 r	0.0 r
Cambodia	522	0.1	0.0 r	0.0 r	0.0 r	0.0 r	0.0 r
China,P.R.: Mainland	924	136.7	31.2 r	35.8 r	35.0 r	27.9 r	38.0 r	129.6	34.0 r	32.3 r	32.5 r	32.4 r	32.4 r
India	534	0.8	0.1 r	0.5 r	0.0 r	0.2 r	0.0 r
Indonesia	536	0.1	0.0 r	0.0 r	0.0 r	0.0 r	0.0 r	0.8	0.2 r	0.2 r	0.2 r	0.2 r	0.2 r
Malaysia	548	0.1	0.1 r	0.0 r	0.0 r	0.0 r	0.0 r	0.0 r
Myanmar	518	0.1	0.0 r	0.0 r	0.0 r	0.0 r	0.0 r
Philippines	566	0.4	0.1 r	0.1 r	0.1 r	0.1 r	0.1 r	0.1	0.0 r	0.0 r	0.0 r	0.0 r	0.0 r
Thailand	578	0.6	0.2 r	0.1 r	0.2 r	0.0 r	0.2 r	19.0	4.5 r	4.7 r	4.8 r	4.7 r	4.8 r
Vietnam	582	0.9	0.2 r	0.2 r	0.2 r	0.2 r	0.2 r	1.4	0.4 r	0.4 r	0.3 r	0.3 r	0.4 r
Asia n.s.	598	4.8	1.2 r	1.2 r	1.1 r	1.1 r	1.4 r
Europe	170	413.2	135.9	109.3	74.5	77.6	151.8	110.6	44.3	44.2	37.3	14.1	15.0
Emerg. & Dev. Europe	903	65.1	10.3	39.5	5.6	5.8	14.2	83.3	37.6	43.5	14.0	12.9	13.0
Bulgaria	918	0.9	0.1 r	0.0 r	0.8 r
Croatia	960	0.1	0.1 r	0.0 r	0.0 r	0.0 r	0.0 r
Gibraltar	823	0.3	0.1 r	0.1 r	0.1 r	0.1 r	0.1 r	0.0	0.0 r	0.0 r	0.0 r	0.0 r	0.0 r

Faroe Islands (816)

In Millions of U.S. Dollars

		Exports (FOB)						Imports (CIF)					
		2016	2015Q4	2016Q1	2016Q2	2016Q3	2016Q4	2016	2015Q4	2016Q1	2016Q2	2016Q3	2016Q4
Hungary	944	0.0	0.0 r	1.1	1.8 r	0.3 r	0.3 r	0.3 r	0.3 r
Macedonia, FYR	962	0.1 e	0.0 e	0.0 e	0.0 e	0.0 e	0.0 e	0.0	0.0 r	0.0 r	0.0 r	0.0 r	0.0 r
Poland	964	63.8	10.1 r	39.4 r	5.5 r	5.7 r	13.2 r	75.3	10.6 r	41.5 r	11.9 r	10.9 r	10.9 r
Romania	968	0.0	0.0 r	0.2	0.2 r	0.1 r	0.1 r	0.0 r	0.1 r
Serbia, Republic of	942	0.1 e	0.2	0.2 r	0.0 r	0.1 r	0.1 r	0.0 r
Turkey	186	0.0	0.0 r	6.3	24.7 r	1.6 r	1.5 r	1.5 r	1.6 r
CIS	901	348.1	125.6	69.7	69.0	71.7	137.6	27.3	6.6	0.7	23.3	1.2	2.1
Armenia	911	0.1 e	0.0 e	0.0 e	0.0 e	0.0 e
Belarus	913	0.6	0.1 r	0.0 r	0.1 r	0.2 r	0.3 r	0.0	0.0 r	0.0 r	0.0 r	0.0 r	0.0 r
Georgia	915	0.7	0.1 r	0.5 r	0.0	0.0 r	0.0 r	0.0 r	0.0 r	0.0 r
Kazakhstan	916	0.5	0.1 r	0.1 r	0.1 r	0.1 r	0.1 r	0.0	0.0 r	0.0 r	0.0 r	0.0 r	0.0 r
Kyrgyz Republic	917	0.1	0.0 r	0.0 r	0.0 r	0.0 r	0.0 r	0.0	0.0 r	0.0 r	0.0 r	0.0 r	0.0 r
Moldova	921	0.1	0.0 r	0.0 r	0.0 r	0.0 r	0.0 r	0.0	0.0 r	0.0 r	0.0 r	0.0 r	0.0 r
Russian Federation	922	343.5	124.3 r	68.1 r	67.7 r	71.2 r	136.5 r	26.3	6.4 r	0.5 r	23.1 r	0.9 r	1.8 r
Ukraine	926	2.4	1.0 r	1.2 r	0.4 r	0.2 r	0.6 r	0.9	0.2 r	0.2 r	0.2 r	0.2 r	0.2 r
Mid East, N Africa, Pak	440	1.8	0.4	0.4	0.4	0.5	0.5	1.4	0.4	0.4	0.3	0.3	0.4
Egypt	469	1.3	0.3 r	0.3 r	0.3 r	0.3 r	0.3 r	0.3	0.1 r	0.1 r	0.1 r	0.1 r	0.1 r
Iran, I.R. of	429	0.1	0.0 r	0.0 r	0.0 r	0.0 r	0.0 r
Lebanon	446	0.3 e	0.0 e	0.1 e	0.1 e	0.1 e	0.0	0.0 r	0.0 r	0.0 r	0.0 r	0.0 r
Morocco	686	0.1	0.0 r	0.0 r	0.0 r	0.0 r	0.0 r
Pakistan	564	0.0 e	0.0 e	0.0 e	0.0 e	0.0 e	0.0 e	0.3	0.1 r	0.1 r	0.1 r	0.1 r	0.1 r
Saudi Arabia	456	0.1	0.0 r	0.0 r	0.0 r	0.0 r	0.0 r	0.0	0.0 r	0.0 r	0.0 r	0.0 r	0.0 r
Tunisia	744	0.5	0.1 r	0.1 r	0.1 r	0.1 r	0.1 r
Sub-Saharan Africa	603	56.5	12.2	15.1	13.9	12.5	15.1	1.4	0.4	0.4	0.3	0.3	0.4
Cameroon	622	0.1	0.0 r	0.0 r	0.0 r	0.0 r	0.0 r
Congo, Dem. Rep. of	636	0.1	0.0 r	0.0 r	0.0 r	0.0 r	0.0 r	0.0	0.0 r	0.0 r	0.0 r	0.0 r	0.0 r
Congo, Republic of	634	0.1	0.0 r	0.0 r	0.0 r	0.0 r	0.0 r
Côte d'Ivoire	662	1.3 e	0.5 e	0.4 e	0.3 e	0.3 e	0.3 e	0.0	0.0 r	0.0 r	0.0 r	0.0 r	0.0 r
Equatorial Guinea	642	0.3	0.1 r	0.1 r	0.1 r	0.1 r	0.1 r
Kenya	664	0.0	0.0 r	0.0 r	0.0 r	0.0 r	0.0 r	0.1	0.0 r	0.0 r	0.0 r	0.0 r	0.0 r
Namibia	728	3.7	0.8 r	1.0 r	0.9 r	0.8 r	1.0 r	0.0	0.0 r	0.0 r	0.0 r	0.0 r	0.0 r
Nigeria	694	51.3	10.8 r	13.6 r	12.6 r	11.3 r	13.8 r
South Africa	199	0.1	0.1 r	0.0 r	0.0 r	0.6	0.1 r	0.1 r	0.1 r	0.1 r	0.1 r
Swaziland	734	0.1	0.0 r	0.0 r	0.0 r	0.0 r	0.0 r
Togo	742	0.1	0.0 r	0.0 r	0.0 r	0.0 r	0.0 r
Western Hemisphere	205	44.5	9.4	11.8	11.0	9.8	12.0	74.7	18.8	18.7	18.3	18.3	19.4
Argentina	213	2.1	0.5 r	0.5 r	0.5 r	0.5 r	0.5 r
Bahamas, The	313	0.2	0.0 r	0.1 r	0.1 r	0.0 r	0.1 r
Belize	339	0.1	0.0 r	0.0 r	0.0 r	0.0 r	0.0 r	0.0	0.0 r	0.0 r	0.0 r	0.0 r	0.0 r
Chile	228	0.3	0.1 r	0.1 r	0.1 r	0.1 r	0.1 r	51.6	12.9 r	12.9 r	12.9 r	12.9 r	12.9 r
Colombia	233	0.6	0.2 r	0.2 r	0.2 r	0.2 r	0.2 r
Costa Rica	238	0.6	0.2 r	0.2 r	0.1 r	0.1 r	0.2 r
Ecuador	248	0.1	0.0 r	0.0 r	0.0 r	0.0 r	0.0 r	0.1	0.0 r	0.0 r	0.0 r	0.0 r	0.0 r
Falkland Islands	323	0.2	0.0 r	0.0 r	0.0 r	0.0 r	0.0 r
Greenland	326	6.1	1.3 r	1.6 r	1.5 r	1.3 r	1.6 r	0.0	0.0 r	0.0 r	0.0 r	0.0 r	0.0 r
Guatemala	258	0.1	0.0 r	0.0 r	0.0 r	0.0 r	0.0 r	0.0	0.0 r	0.0 r	0.0 r	0.0 r	0.0 r
Jamaica	343	0.2	0.1 r	0.1 r	0.0 r	0.0 r	0.1 r
Mexico	273	0.5	0.1 r	0.1 r	0.1 r	0.1 r	0.1 r
Panama	283	0.2	0.1 r	0.1 r	0.1 r	0.1 r	0.1 r	0.1	0.0 r	0.0 r	0.0 r	0.0 r	0.0 r
Paraguay	288	0.2	0.0 r	0.0 r	0.0 r	0.0 r	0.1 r
Peru	293	37.4	7.9 r	9.9 r	9.2 r	8.2 r	10.1 r	17.1	4.4 r	4.3 r	3.9 r	3.9 r	4.9 r
Uruguay	298	0.1	0.0 r	0.0 r	0.0 r	0.0 r	0.0 r	1.1	0.3 r	0.3 r	0.3 r	0.3 r	0.3 r
Other Countries n.i.e	910	0.2	0.0	0.0	0.0	0.0	0.0
Korea, Dem. People's Rep.	954	0.1	0.0 r	0.0 r	0.0 r	0.0 r	0.0 r
Countries & Areas n.s.	898	4.7	1.2 r	1.2 r	1.1 r	1.1 r	1.4 r
Memorandum Items													
Africa	605	56.5	12.2	15.1	13.9	12.5	15.1	2.1	0.5	0.5	0.5	0.5	0.5
Middle East	405	1.7	0.4	0.4	0.4	0.5	0.5	0.4	0.1	0.1	0.1	0.1	0.1
European Union	998	780.8	161.8	252.4	172.5	164.6	191.3	751.5	168.8	186.7	172.4	176.2	216.2
Export earnings: fuel	080	395.5	135.3	81.9	80.5	82.6	150.5	27.7	6.7	0.9	23.4	1.3	2.2
Export earnings: nonfuel	092	1,178.7	250.6	350.0	280.7	255.6	292.4	1,191.3	298.6	301.1	266.7	273.1	350.5

Fiji (819)

In Millions of U.S. Dollars

		Exports (FOB)						Imports (CIF)					
		2016	2015Q4	2016Q1	2016Q2	2016Q3	2016Q4	2016	2015Q4	2016Q1	2016Q2	2016Q3	2016Q4
IFS World		188.3	154.3	494.5	322.1
World	001	706.7	180.2	177.6	141.3	216.0	171.8	2,455.5	525.3	509.3	654.5	645.1	646.5
Advanced Economies	110	453.7	114.5	116.0	91.7	133.9	112.2	1,821.7	386.1	376.7	482.0	472.5	490.5
Euro Area	163	31.4	1.4	11.9	3.0	9.0	7.4	212.9	35.1	51.8	51.2	59.9	49.9
Austria	122	0.0	0.0 r	0.0 r	0.0 r	0.0 r	0.0 r	0.2	0.0 r	0.1 r	0.0 r	0.0 r	0.1 r
Belgium	124	0.0	0.0 r	0.0 r	0.0 r	0.0 r	0.0 r	2.5	0.6 r	0.8 r	0.8 r	0.5 r	0.4 r
Cyprus	423	0.1	0.0 r	0.0 r	0.0 r	0.0 r	0.0 r
Finland	172	137.2	12.3 r	34.8 r	34.3 r	34.0 r	34.2 r
France	132	0.3	0.0 r	0.1 r	0.0 r	0.0 r	0.2 r	3.1	8.0 r	0.3 r	0.7 r	1.2 r	1.0 r
Germany	134	1.3	0.4 r	0.4 r	0.3 r	0.4 r	0.2 r	11.2	3.4 r	1.5 r	3.0 r	3.9 r	2.7 r
Ireland	178	0.0	0.0 r	0.0 r	0.0 r	0.0 r	0.0 r	0.9	0.4 r	0.3 r	0.3 r	0.2 r	0.1 r
Italy	136	0.0	0.0 r	0.0 r	0.0 r	0.0 r	0.0 r	15.8	1.3 r	3.9 r	1.2 r	9.2 r	1.5 r
Lithuania	946	0.1	0.0 r	0.0 r	0.0 r	0.0 r	0.0 r
Luxembourg	137	0.0	0.0 r	0.2	0.1 r	0.1 r	0.0 r	0.0 r	0.0 r
Netherlands	138	16.6	1.0 r	0.8 r	0.6 r	8.6 r	6.6 r	40.2	8.9 r	9.8 r	10.5 r	10.2 r	9.7 r
Portugal	182	13.1	10.7 r	2.0 r	0.4 r	0.2	0.0 r	0.1 r	0.0 r	0.0 r
Slovak Republic	936	0.1	0.1 r
Spain	184	0.0	0.0 r	0.0 r	0.0 r	0.0 r	0.0 r	1.1	0.1 r	0.2 r	0.3 r	0.4 r	0.2 r
Australia	193	141.2	34.0 r	32.1 r	34.0 r	40.3 r	34.8 r	311.8	78.9 r	76.4 r	95.1 r	45.3 r	95.0 r
Canada	156	3.6	1.0 r	0.6 r	1.1 r	0.9 r	1.0 r	8.1	0.8 r	0.4 r	0.5 r	4.5 r	2.8 r
China,P.R.: Hong Kong	532	23.8	5.5 r	4.6 r	4.9 r	6.7 r	7.5 r	67.7	11.0 r	15.8 r	19.7 r	17.8 r	14.4 r
China,P.R.: Macao	546	0.7	0.0 r	0.0 r	0.2 r	0.3 r	0.2 r	0.1	0.0 r	0.0 r	0.0 r	0.0 r	0.0 r
Czech Republic	935	0.1	0.0 r	0.0 r	0.0 r	0.0 r	0.0 r	0.0	0.0 r	0.0 r	0.0 r	0.0 r	0.0 r
Denmark	128	0.0	0.0 r	0.0 r	0.0 r	0.0 r	0.0 r	2.6	0.5 r	0.5 r	0.8 r	0.5 r	0.9 r
Iceland	176	0.1	0.0 r	0.0 r	0.0 r	0.0 r	0.0 r
Israel	436	0.1	0.0 r	0.0 r	0.0 r	0.0 r	0.0 r	2.4	0.7 r	0.7 r	0.5 r	1.2 r
Japan	158	28.1	7.0 r	7.1 r	7.5 r	8.4 r	5.1 r	179.7	25.9 r	28.5 r	39.9 r	56.1 r	55.2 r
Korea, Republic of	542	2.0	0.4 r	0.5 r	0.3 r	0.5 r	0.6 r	78.7	45.1 r	21.9 r	14.7 r	22.7 r	19.3 r
New Zealand	196	45.2	13.2 r	9.7 r	10.6 r	12.1 r	12.9 r	333.8	69.8 r	67.1 r	85.2 r	97.0 r	84.5 r
Singapore	576	5.4	1.3 r	1.1 r	1.2 r	1.2 r	1.8 r	482.1	81.7 r	79.9 r	140.4 r	133.5 r	128.3 r
Sweden	144	0.0	0.0 r	0.0 r	0.0 r	0.0 r	0.0 r	0.1	0.8 r	0.0 r	0.0 r	0.0 r	0.0 r
Switzerland	146	0.0	0.0 r	0.0 r	0.0 r	0.0 r	0.0 r	9.7	2.4 r	2.5 r	2.5 r	2.2 r	2.5 r
Taiwan Prov.of China	528	3.3 e	1.2 e	1.4 e	0.6 e	0.4 e	0.9 e	44.2 e	13.1 e	8.2 e	11.0 e	11.8 e	13.2 e
United Kingdom	112	27.8	12.0 r	12.5 r	1.1 r	13.1 r	1.1 r	20.8	6.6 r	4.8 r	4.8 r	4.9 r	6.3 r
United States	111	141.0	37.4 r	34.2 r	27.1 r	41.0 r	38.7 r	67.0	13.7 r	18.1 r	15.8 r	15.0 r	18.1 r
Emerg. & Dev. Economies	200	253.0	65.7	61.7	49.6	82.1	59.6	617.5	135.2	129.7	168.3	168.3	151.2
Emerg. & Dev. Asia	505	242.7	50.7	59.5	47.3	78.9	57.0	584.0	127.6	122.6	159.7	159.0	142.6
American Samoa	859	11.0	2.6 r	2.1 r	2.3 r	3.7 r	2.8 r	0.1	0.0 r	0.0 r	0.0 r	0.0 r	0.0 r
Bangladesh	513	0.0	0.0 r	0.0 r	0.0 r	0.0 r	0.0 r	1.1	0.3 r	0.3 r	0.3 r	0.3 r	0.3 r
Brunei Darussalam	516	0.0	0.0 r	0.0 r	0.0 r	0.0 r	0.0 r	0.1	0.0 r	0.0 r	0.0 r	0.0 r	0.0 r
Cambodia	522	0.1	0.0 r	0.0 r	0.0 r	0.0 r	0.0 r	0.0	0.0 r	0.0 r	0.0 r	0.0 r	0.0 r
China,P.R.: Mainland	924	32.7	1.2 r	19.8 r	2.4 r	7.7 r	2.8 r	372.0	70.8 r	76.4 r	102.8 r	101.5 r	91.3 r
F.T. French Polynesia	887	3.2	0.8 r	0.6 r	0.7 r	1.1 r	0.8 r	0.0	0.0 r	0.0 r	0.0 r	0.0 r	0.0 r
F.T. New Caledonia	839	7.6	1.8 r	1.5 r	1.6 r	2.6 r	2.0 r	0.2	0.0 r	0.0 r	0.0 r	0.0 r	0.0 r
Guam	829	0.2	0.1 r	0.0 r	0.0 r	0.1 r	0.1 r	0.0	0.0 r	0.0 r	0.0 r	0.0 r	0.0 r
India	534	0.1	0.0 r	0.0 r	0.0 r	0.0 r	0.0 r	51.8	12.6 r	8.4 r	13.8 r	18.0 r	11.6 r
Indonesia	536	2.9	0.1 r	0.4 r	0.7 r	1.0 r	0.8 r	21.2	4.6 r	3.9 r	5.6 r	5.6 r	6.0 r
Kiribati	826	31.6	7.4 r	6.1 r	6.8 r	10.6 r	8.1 r	0.2	0.1 r	0.0 r	0.0 r	0.0 r	0.1 r
Malaysia	548	1.6	1.7 r	0.3 r	0.3 r	0.6 r	0.4 r	25.8	9.2 r	8.2 r	6.7 r	5.2 r	5.7 r
Marshall Islands	867	1.1	0.3 r	0.2 r	0.2 r	0.4 r	0.3 r	0.0	0.0 r	0.0 r	0.0 r	0.0 r	0.0 r
Micronesia	868	0.2	0.0 r	0.0 r	0.0 r	0.1 r	0.0 r
Nauru	836	17.4	4.1 r	3.3 r	3.7 r	5.9 r	4.5 r	0.0	0.0 r	0.0 r	0.0 r	0.0 r	0.0 r
Papua New Guinea	853	16.6	3.9 r	3.2 r	3.6 r	5.6 r	4.3 r	3.2	1.0 r	0.6 r	0.8 r	0.8 r	0.9 r
Philippines	566	0.0 r	2.8	0.5 r	0.6 r	0.7 r	0.7 r	0.7 r
Samoa	862	18.9	4.4 r	3.6 r	4.0 r	6.4 r	4.8 r	0.3	0.1 r	0.1 r	0.1 r	0.1 r	0.1 r
Solomon Islands	813	9.7	2.3 r	1.9 r	2.1 r	3.3 r	2.5 r	2.0	0.6 r	0.4 r	0.5 r	0.5 r	0.5 r
Sri Lanka	524	4.3	0.6 r	0.4 r	0.8 r	1.7 r	1.3 r	4.0	0.9 r	0.8 r	1.2 r	1.0 r	1.0 r
Thailand	578	0.9	0.2 r	0.1 r	0.2 r	0.4 r	0.2 r	60.5	14.3 r	14.6 r	16.7 r	15.2 r	14.1 r
Timor-Leste	537	0.3	0.1 r	0.1 r	0.1 r	0.1 r	0.1 r
Tonga	866	41.8	9.8 r	8.0 r	9.0 r	14.1 r	10.7 r	0.2	0.1 r	0.0 r	0.0 r	0.0 r	0.0 r

Fiji (819)

In Millions of U.S. Dollars

		Exports (FOB)						Imports (CIF)					
		2016	2015Q4	2016Q1	2016Q2	2016Q3	2016Q4	2016	2015Q4	2016Q1	2016Q2	2016Q3	2016Q4
Tuvalu	869	8.5	2.0 r	1.6 r	1.8 r	2.9 r	2.2 r	0.1	0.0 r	0.0 r	0.0 r	0.0 r	0.0 r
Vanuatu	846	26.7	6.3 r	5.1 r	5.7 r	9.0 r	6.9 r	2.0	0.6 r	0.4 r	0.5 r	0.5 r	0.5 r
Vietnam	582	5.3	1.2 r	1.0 r	1.1 r	1.8 r	1.4 r	10.0	3.2 r	2.1 r	2.7 r	2.6 r	2.7 r
Asia n.s.	598	26.5	8.8 r	5.6 r	7.1 r	6.8 r	7.0 r
Europe	170	0.1	12.0	0.0	0.0	0.0	0.0	3.4	0.6	0.7	0.8	1.4	0.6
Emerg. & Dev. Europe	903	0.0	12.0	0.0	0.0	0.0	0.0	1.6	0.4	0.3	0.4	0.6	0.3
Bulgaria	918	0.0 r	0.1	0.0 r	0.0 r	0.0 r	0.1 r
Poland	964	0.0	0.0 r	0.0 r	0.0 r	0.0 r	0.0 r	0.4	0.0 r	0.0 r	0.0 r	0.3 r	0.1 r
Romania	968	0.0	12.0 r	0.0 r	0.0	0.0 r	0.0 r
Turkey	186	0.0	0.0 r	0.0 r	0.0 r	0.0 r	0.0 r	1.0	0.3 r	0.3 r	0.4 r	0.3 r	0.1 r
CIS	901	0.1	0.0	0.0	0.0	0.0	0.0	1.8	0.2	0.3	0.4	0.8	0.3
Belarus	913	1.6	0.1 r	0.3 r	0.3 r	0.7 r	0.2 r
Georgia	915	0.0	0.0 r	0.0 r	0.0 r	0.0 r	0.0 r	0.2	0.1 r	0.1 r	0.1 r	0.1 r	0.1 r
Mid East, N Africa, Pak	440	1.7	0.4	0.3	0.4	0.6	0.4	5.4	1.8	1.2	1.4	1.4	1.4
Egypt	469	0.0	0.0 r	0.0 r	0.0 r	0.0 r	0.0 r	0.3	0.1 r	0.1 r	0.1 r	0.1 r	0.1 r
Kuwait	443	0.1	0.0 r	0.0 r	0.0 r	0.0 r	0.0 r	0.0	0.0 r	0.0 r	0.0 r	0.0 r	0.0 r
Lebanon	446	0.0	0.0 r	0.1	0.1 r
Morocco	686	0.0 r	0.1	0.0 r	0.0 r	0.0 r	0.0 r	0.0 r
Oman	449	0.1	0.0 r	0.0 r	0.0 r	0.0 r	0.0 r	0.2	0.1 r	0.0 r	0.0 r	0.0 r	0.0 r
Pakistan	564	0.1	0.0 r	0.0 r	0.0 r	0.0 r	0.0 r	1.5	0.5 r	0.3 r	0.4 r	0.4 r	0.4 r
Qatar	453	0.1	0.0 r	0.0 r	0.0 r	0.0 r	0.0 r	0.7	0.2 r	0.1 r	0.2 r	0.2 r	0.2 r
Saudi Arabia	456	0.2	0.0 r	0.0 r	0.0 r	0.1 r	0.1 r	0.6	0.2 r	0.1 r	0.2 r	0.2 r	0.2 r
United Arab Emirates	466	0.9	0.2 r	0.2 r	0.2 r	0.3 r	0.2 r	2.1	0.8 r	0.5 r	0.6 r	0.5 r	0.5 r
Sub-Saharan Africa	603	1.5	1.0	0.3	0.4	0.4	0.4	10.8	2.8	1.9	2.9	2.8	3.2
Madagascar	674	0.1	0.0 r	0.0 r	0.0 r	0.0 r	0.0 r
Malawi	676	0.1	0.0 r	0.0 r	0.0 r	0.0 r	0.0 r
Mozambique	688	0.1	0.0 r	0.0 r	0.0 r	0.0 r	0.0 r	0.0	0.0 r	0.0 r	0.0 r	0.0 r	0.0 r
Namibia	728	0.0	0.0 r	0.0 r	0.0 r	0.0 r	0.0 r	0.1	0.0 r	0.0 r	0.0 r	0.0 r	0.0 r
South Africa	199	1.1	0.9 r	0.2 r	0.3 r	0.3 r	0.2 r	2.8	0.3 r	0.3 r	0.8 r	0.8 r	1.0 r
Swaziland	734	0.0	0.0 r	0.0 r	0.0 r	0.0 r	0.0 r	7.7	2.4 r	1.6 r	2.0 r	2.0 r	2.1 r
Togo	742	0.2	0.1 r	0.1 r	0.1 r	0.1 r	0.1 r	0.0	0.0 r	0.0 r	0.0 r	0.0 r	0.0 r
Western Hemisphere	205	6.9	1.6	1.5	1.5	2.2	1.7	13.9	2.4	3.4	3.5	3.7	3.4
Argentina	213	0.0	0.0 r	0.0 r	0.0 r	0.0 r	0.0 r	0.4	0.1 r	0.1 r	0.1 r	0.1 r	0.1 r
Barbados	316	0.1	0.0 r	0.0 r	0.0 r	0.0 r	0.0 r	0.0	0.0 r	0.0 r	0.0 r	0.0 r	0.0 r
Brazil	223	0.1	0.0 r	0.1 r	0.0 r	0.0 r	0.9	0.2 r	0.1 r	0.4 r	0.4 r	0.1 r
Chile	228	0.0	0.0 r	1.5	0.2 r	0.5 r	0.2 r	0.4 r	0.4 r
Colombia	233	0.5	0.1 r	0.1 r	0.1 r	0.1 r	0.1 r
Curacao	354	0.1	0.0 r	0.0 r	0.0 r	0.0 r	0.0 r	0.0	0.0 r	0.0 r	0.0 r	0.0 r	0.0 r
Dominican Republic	243	5.0	1.2 r	1.0 r	1.1 r	1.7 r	1.3 r
Mexico	273	0.0	0.0 r	0.0 r	0.0 r	0.0 r	0.0 r	1.6	0.4 r	0.4 r	0.4 r	0.4 r	0.4 r
Panama	283	1.5	0.4 r	0.4 r	0.4 r	0.4 r	0.4 r	8.9	1.4 r	2.2 r	2.2 r	2.2 r	2.2 r
Trinidad and Tobago	369	0.1	0.0 r	0.0 r	0.0 r	0.0 r	0.0 r	0.1	0.0 r	0.0 r	0.0 r	0.0 r	0.0 r
Other Countries n.i.e	910	7.2	2.3	1.5	1.9	1.9	2.0
Korea, Dem. People's Rep.	954	7.2	2.3 r	1.5 r	1.9 r	1.9 r	2.0 r
Countries & Areas n.s.	898	9.0	1.7 r	1.4 r	2.2 r	2.5 r	2.9 r
Memorandum Items													
Africa	605	1.5	1.0	0.3	0.4	0.4	0.4	10.9	2.8	1.9	2.9	2.8	3.2
Middle East	405	1.5	0.4	0.3	0.3	0.5	0.4	3.9	1.3	0.8	1.0	1.1	1.0
European Union	998	59.4	25.4	24.5	4.1	22.1	8.6	236.9	43.1	57.2	56.9	65.6	57.2
Export earnings: fuel	080	2.0	0.5	0.4	0.4	0.7	0.5	4.2	1.3	0.9	1.1	1.1	1.1
Export earnings: nonfuel	092	704.7	179.8	177.3	140.9	215.3	171.2	2,451.3	524.0	508.4	653.4	644.1	645.4

Finland (172)

In Millions of U.S. Dollars

		Exports (FOB)						Imports (CIF)					
		2016	2015Q4	2016Q1	2016Q2	2016Q3	2016Q4	2016	2015Q4	2016Q1	2016Q2	2016Q3	2016Q4
IFS World		57,313.9	15,036.0	13,397.6	15,406.4	13,915.3	14,594.5	60,478.3	15,639.3	14,370.8	15,626.4	14,887.4	15,593.8
World	001	57,425.5	15,053.9	13,421.5	15,412.3	13,932.0	14,659.7	60,690.8	15,637.9	14,394.4	15,652.5	14,926.6	15,717.4
Advanced Economies	110	42,218.2	11,159.4	9,929.7	11,408.2	10,246.4	10,633.9	46,745.0	12,408.3	11,259.8	12,184.2	11,288.9	12,012.0
Euro Area	163	21,556.8	5,815.3	5,175.6	5,973.5	5,019.4	5,388.2	27,389.1	7,266.8	6,590.7	7,204.7	6,671.2	6,922.5
Austria	122	450.0	114.3	105.3	114.8	114.5	115.5	795.7	203.7	174.1	213.4	201.5	206.7
Belgium	124	1,911.8	419.9	447.1	481.5	435.6	547.6	2,031.2	526.0	512.6	531.4	486.8	500.4
Cyprus	423	15.6	3.6	6.0	3.1	3.5	3.0	6.4	0.9	1.3	1.9	1.8	1.4
Estonia	939	1,654.3	443.5	423.4	453.5	402.3	375.1	1,961.6	473.2	449.6	512.7	492.9	506.5
France	132	1,756.8	421.5	434.9	480.4	410.5	431.0	2,413.4	909.1	604.8	787.4	567.4	453.8
Germany	134	7,554.3	1,999.9	1,819.6	2,336.5	1,637.3	1,760.9	10,250.0	2,587.8	2,493.5	2,626.0	2,526.0	2,604.6
Greece	174	126.0	37.9	30.9	31.4	27.9	35.7	161.9	53.6	52.8	40.6	35.8	32.7
Ireland	178	307.5	431.9	59.2	39.2	176.5	32.6	425.8	124.1	98.9	100.4	104.7	121.9
Italy	136	1,419.9	326.0	378.0	371.6	333.8	336.4	1,609.6	372.9	362.3	424.9	369.4	453.0
Latvia	941	576.5	163.9	124.8	154.2	140.9	156.6	249.0	58.8	54.6	61.8	70.1	62.5
Lithuania	946	436.2	104.1	91.4	111.5	120.4	112.9	402.8	115.5	80.1	113.7	92.1	117.0
Luxembourg	137	26.9	7.6	6.3	6.9	6.9	6.7	84.8	19.7	19.5	21.0	21.0	23.3
Malta	181	51.5	21.5	1.1	36.3	7.4	6.7	6.6	0.8	0.9	1.7	2.3	1.6
Netherlands	138	3,849.5	946.2	912.1	931.9	886.8	1,118.7	5,248.4	1,368.1	1,239.4	1,316.2	1,280.3	1,412.5
Portugal	182	142.6	38.7	31.9	38.7	32.2	39.8	256.5	55.0	55.0	69.3	63.6	68.7
Slovak Republic	936	114.8	38.1	26.0	30.1	26.7	31.9	200.8	52.1	57.1	47.9	44.1	51.6
Slovenia	961	85.8	19.2	21.0	22.4	23.5	19.0	54.9	13.2	10.3	17.6	13.8	13.2
Spain	184	1,076.8	277.6	256.7	329.4	232.7	258.1	1,229.6	332.4	324.2	316.8	297.5	291.1
Australia	193	445.2	138.7	98.8	122.3	107.5	116.6	63.8	33.0	25.8	7.8	11.7	18.5
Canada	156	443.1	114.7	83.1	119.6	113.2	127.2	429.4	169.4	135.4	70.0	100.1	123.9
China,P.R.: Hong Kong	532	188.9	52.3	45.7	54.1	45.5	43.6	110.1	40.8	30.0	14.8	27.7	37.6
China,P.R.: Macao	546	1.3	0.1	0.0	0.1	0.6	0.5	0.0	0.0	0.0	0.0	0.0	0.0
Czech Republic	935	282.9	70.2	67.4	75.0	71.1	69.4	842.0	256.4	227.0	233.9	175.7	205.4
Denmark	128	995.2	267.7	241.9	252.2	236.9	264.2	2,268.0	583.8	594.1	613.6	531.9	528.5
Iceland	176	45.2	11.1	10.5	12.3	9.1	13.2	8.5	1.6	1.2	4.4	1.4	1.5
Israel	436	206.5	48.1	46.4	61.1	48.3	50.6	73.7	18.8	20.0	17.4	7.5	28.8
Japan	158	1,120.5	305.3	257.1	286.6	267.2	309.6	308.3	72.8	80.5	80.5	74.5	72.8
Korea, Republic of	542	713.6	184.8	175.3	177.7	192.2	168.4	293.2	83.5	52.6	61.6	93.7	85.4
New Zealand	196	78.9	21.7	19.9	19.4	20.2	19.5	12.7	2.1	2.4	4.1	4.2	2.1
Norway	142	1,709.4	428.9	412.5	447.0	398.3	451.6	1,047.0	245.1	248.3	269.8	194.8	334.2
San Marino	135	0.9	0.8	0.1	0.4	0.3	0.1	0.5	0.2	0.1	0.2	0.1	0.2
Singapore	576	206.4	59.9	46.9	62.2	51.1	46.3	71.0	8.9	8.0	9.7	7.0	46.3
Sweden	144	6,081.9	1,665.8	1,391.5	1,674.4	1,439.5	1,576.6	9,766.6	2,519.7	2,244.8	2,526.1	2,444.0	2,551.8
Switzerland	146	863.3	198.6	209.0	251.0	228.3	174.9	468.9	117.5	110.5	121.0	125.3	112.1
Taiwan Prov.of China	528	178.0	48.1	46.1	42.8	49.1	40.0	259.7	59.5	64.1	77.8	61.8	56.0
United Kingdom	112	2,761.3	789.8	650.4	713.9	765.7	631.3	1,898.5	502.1	478.2	514.8	456.4	449.1
United States	111	4,338.7	937.5	951.3	1,062.5	1,182.8	1,142.0	1,433.9	426.3	346.1	352.2	300.2	435.3
Emerg. & Dev. Economies	200	14,965.0	3,839.6	3,426.0	3,943.1	3,631.2	3,964.8	13,945.8	3,219.5	3,134.5	3,468.3	3,637.6	3,705.3
Emerg. & Dev. Asia	505	4,485.3	1,033.0	1,022.2	1,205.9	1,083.8	1,173.4	2,781.6	619.8	741.4	644.0	775.2	621.1
Bangladesh	513	68.8	17.0	36.6	6.2	12.7	13.2	33.4	8.2	10.2	6.4	10.0	6.8
Bhutan	514	0.5	0.0	0.0	0.5	0.0
Brunei Darussalam	516	0.3	0.0	0.1	0.0	0.1	0.1	0.0	0.0	0.0
Cambodia	522	21.1	1.0	2.6	9.6	6.9	1.9	5.0	1.4	1.1	1.2	1.5	1.2
China,P.R.: Mainland	924	2,965.5	669.1	643.6	782.6	721.3	818.0	2,146.5	467.7	577.3	484.2	606.1	478.9
Fiji	819	1.3	0.6	0.8	0.3	0.0	0.2	0.0	0.0	0.0	0.0	0.0	0.0
F.T. French Polynesia	887	0.7	0.2	0.1	0.2	0.1	0.3	0.0	0.0	0.0	0.0
F.T. New Caledonia	839	2.7	0.5	0.5	0.3	0.6	1.3	0.0	0.0	0.0	0.0
Guam	829	0.2	0.0	0.1	0.0	0.0	0.0	0.0	0.0	0.0	0.0
India	534	577.5	137.9	141.6	136.8	141.0	158.2	228.0	52.6	58.9	61.2	58.7	49.3
Indonesia	536	173.6	54.2	52.2	55.8	31.4	34.2	67.2	17.0	17.8	17.8	17.6	14.1
Kiribati	826	0.1	0.0	0.1
Lao People's Dem.Rep	544	1.9	0.3	0.4	0.4	0.1	1.0	0.1	0.0	0.1	0.0	0.0
Malaysia	548	141.0	33.9	36.8	40.0	32.8	31.5	72.7	22.4	20.5	18.0	16.6	17.6
Maldives	556	5.0	0.1	0.1	0.1	0.2	4.6	0.3	0.1	0.0	0.0	0.3
Mongolia	948	11.5	2.1	0.5	1.5	7.1	2.3	0.2	0.0	0.1	0.0	0.1	0.0
Myanmar	518	1.9	3.5	0.6	0.2	0.6	0.5	2.5	0.2	0.8	0.6	0.5	0.6

Finland (172)

In Millions of U.S. Dollars

		Exports (FOB)						Imports (CIF)					
		2016	2015Q4	2016Q1	2016Q2	2016Q3	2016Q4	2016	2015Q4	2016Q1	2016Q2	2016Q3	2016Q4
Nepal	558	1.6	1.1	1.0	0.2	0.1	0.4	0.9	0.3	0.3	0.2	0.2	0.2
Papua New Guinea	853	2.5	0.1	0.6	1.2	0.3	0.3	0.3	0.1	0.1	0.0	0.2
Philippines	566	160.9	32.2	30.8	50.0	42.5	37.6	20.7	4.2	3.7	5.5	6.5	5.0
Sri Lanka	524	10.3	2.7	3.1	1.6	2.9	2.8	10.8	1.8	2.5	2.8	3.0	2.5
Thailand	578	191.5	51.2	48.3	54.5	43.1	45.7	114.5	26.3	27.7	27.4	33.9	25.5
Timor-Leste	537	0.1	0.0	0.0	0.1	0.0	0.0	0.0	0.0	0.0
Vanuatu	846	0.1	0.0	0.0	0.0	0.0	0.0	0.0	0.0	0.0	0.0
Vietnam	582	144.1	25.0	21.5	64.1	39.5	19.1	78.7	17.4	20.4	18.7	20.3	19.3
Asia n.s.	598	0.5	0.1	0.2	0.1	0.0	0.1	0.1	0.0	0.0	0.0	0.0	0.0
Europe	170	6,760.3	1,764.6	1,515.7	1,817.3	1,681.7	1,745.6	9,505.2	2,235.9	1,977.0	2,443.8	2,412.7	2,671.7
Emerg. & Dev. Europe	903	3,005.4	750.0	767.0	833.4	709.7	695.3	2,538.9	620.6	618.1	641.4	643.7	635.6
Albania	914	2.2	0.6	0.7	0.5	0.4	0.6	0.1	0.1	0.1	0.0	0.0	0.0
Bosnia and Herzegovina	963	4.7	0.7	0.8	0.8	0.9	2.2	0.7	0.1	0.1	0.3	0.1	0.1
Bulgaria	918	77.4	23.1	19.6	20.1	20.9	16.7	42.1	17.6	11.3	10.3	8.5	12.1
Croatia	960	31.7	7.1	5.6	9.9	9.6	6.6	18.4	3.9	2.4	5.3	5.8	4.9
Faroe Islands	816	3.1	0.9	0.7	0.6	1.1	0.7	0.1	0.0	0.0	0.1	0.0
Gibraltar	823	34.4	0.2	0.4	0.1	18.6	15.4	0.2	0.0	0.0	0.1	0.0	0.0
Hungary	944	274.6	63.8	65.8	75.4	68.4	65.1	269.2	56.7	68.5	76.8	57.4	66.4
Kosovo	967	0.6	0.3	0.1	0.2	0.1	0.1	0.0	0.0	0.0	0.0	0.0	0.0
Macedonia, FYR	962	5.2	1.5	1.2	1.4	0.9	1.7	1.4	0.3	0.3	0.4	0.3	0.3
Montenegro	943	7.3	0.8	0.0	5.9	0.8	0.5	0.1	0.0	0.0	0.0	0.1	0.0
Poland	964	1,561.1	375.7	368.9	434.4	381.7	376.1	1,681.3	407.4	399.4	418.8	447.5	415.6
Romania	968	152.9	40.9	35.8	39.7	37.4	40.0	155.6	47.3	44.3	35.8	31.7	43.8
Serbia, Republic of	942	29.2	6.9	7.2	7.7	6.3	7.9	16.7	2.7	5.3	5.3	3.4	2.7
Turkey	186	821.2	227.7	260.2	236.7	162.7	161.6	353.2	84.4	86.4	88.3	88.9	89.6
CIS	901	3,754.5	1,014.5	748.6	983.9	971.9	1,050.2	6,966.3	1,615.3	1,358.9	1,802.4	1,769.0	2,036.1
Armenia	911	8.3	2.3	1.4	2.0	2.4	2.5	0.1	0.1	0.0	0.0	0.0	0.0
Azerbaijan, Rep. of	912	13.3	3.2	4.5	3.1	2.6	3.1	0.8	0.1	0.3	0.1	0.1	0.2
Belarus	913	50.6	12.7	8.8	13.5	13.8	14.5	12.1	1.9	3.1	2.7	3.6	2.6
Georgia	915	10.8	2.5	2.5	3.2	2.3	2.8	0.1	0.0	0.1	0.0	0.0	0.0
Kazakhstan	916	127.3	33.3	25.2	45.0	28.1	29.0	146.4	39.5	26.4	56.5	30.0	33.5
Kyrgyz Republic	917	11.9	0.9	0.5	0.4	0.3	10.8	0.1	0.1	0.0
Moldova	921	8.7	2.3	1.1	3.2	2.9	1.6	0.8	0.0	0.0	0.0	0.1	0.7
Russian Federation	922	3,290.8	886.7	655.1	851.8	855.7	928.1	6,748.7	1,562.2	1,316.1	1,729.3	1,722.8	1,980.5
Tajikistan	923	1.1	0.4	0.1	0.4	0.2	0.4	0.0	0.0	0.0
Turkmenistan	925	14.2	4.5	1.6	4.9	5.5	2.3	0.0	0.0
Ukraine	926	192.5	60.4	41.9	50.2	52.5	47.8	57.0	11.4	12.8	13.5	12.2	18.5
Uzbekistan	927	24.9	5.5	5.8	6.2	5.6	7.3	0.3	0.0	0.0	0.0	0.2	0.1
Europe n.s.	884	0.3	0.1	0.1	0.0	0.1	0.1	0.0	0.0	0.0	0.0	0.0	0.0
Mid East, N Africa, Pak	440	1,615.4	520.1	396.5	411.7	348.7	458.5	91.9	26.4	29.8	20.8	20.9	20.4
Afghanistan, I.R. of	512	1.5	0.6	0.6	0.4	0.3	0.3	3.7	0.6	1.4	0.6	0.3	1.4
Algeria	612	166.7	49.1	41.3	41.7	39.6	44.1	0.0	0.0	0.0
Bahrain, Kingdom of	419	13.3	12.0	6.1	2.6	2.3	2.2	1.0	0.2	0.3	0.2	0.3	0.2
Djibouti	611	0.9	0.2	0.6	0.3	0.0	0.0	0.0	0.0	0.0
Egypt	469	375.1	98.1	98.9	110.3	78.1	87.8	16.9	3.1	8.3	3.3	2.7	2.6
Iran, I.R. of	429	85.8	8.9	20.0	15.3	19.7	30.8	0.5	0.0	0.2	0.1	0.1	0.2
Iraq	433	4.3	2.7	0.7	0.3	0.9	2.4	0.1	0.0	0.1	0.0	0.0	0.0
Jordan	439	29.3	10.0	5.8	7.2	7.8	8.4	0.4	0.0	0.0	0.1	0.1	0.1
Kuwait	443	34.1	10.4	5.3	5.8	9.7	13.2	0.1	0.0	0.0	0.0	0.0	0.0
Lebanon	446	28.1	5.4	7.5	9.0	6.7	5.0	0.4	0.1	0.1	0.1	0.1	0.1
Libya	672	0.6	3.0	0.1	0.4	0.0	0.0	0.0	0.0	0.0	0.0	0.0
Mauritania	682	4.0	0.2	0.2	1.8	1.1	0.9	0.1	0.0	0.0	0.1
Morocco	686	151.1	25.8	30.5	44.3	26.9	49.3	3.1	0.4	1.9	0.7	0.3	0.3
Oman	449	29.4	68.7	5.6	5.6	10.1	8.1	0.1	0.2	0.0	0.0	0.0	0.0
Pakistan	564	67.8	13.2	14.1	18.7	16.5	18.6	24.5	6.0	6.7	5.4	6.9	5.5
Qatar	453	34.1	13.1	10.6	12.3	4.3	6.9	20.4	10.0	5.4	6.8	4.1	4.1
Saudi Arabia	456	300.5	88.5	79.3	65.3	67.2	88.7	5.4	1.9	1.3	0.8	1.4	1.9
Somalia	726	0.2	0.5	0.1	0.0	0.0	0.1
Sudan	732	4.1	1.5	0.7	1.6	1.1	0.6	0.0	0.0	0.0	0.0	0.0	0.0
Syrian Arab Republic	463	4.8	0.4	1.4	1.3	1.0	1.1	0.0	0.0	0.0	0.0	0.0	0.0

Finland (172)

In Millions of U.S. Dollars

		Exports (FOB)						Imports (CIF)					
		2016	2015Q4	2016Q1	2016Q2	2016Q3	2016Q4	2016	2015Q4	2016Q1	2016Q2	2016Q3	2016Q4
Tunisia	744	45.8	13.0	11.8	10.0	8.2	15.9	3.8	0.7	1.0	0.7	1.0	1.1
United Arab Emirates	466	232.1	94.2	54.7	56.8	46.7	73.9	11.4	3.2	3.1	1.9	3.4	2.9
West Bank and Gaza	487	1.0	0.2	0.4	0.3	0.2	0.1	0.0	0.0	0.0	0.0
Yemen, Republic of	474	0.8	0.1	0.2	0.3	0.3	0.0
Sub-Saharan Africa	603	635.6	163.4	151.7	173.2	158.0	152.7	516.3	100.9	108.8	153.7	138.1	115.6
Angola	614	3.6	2.7	0.3	0.7	1.6	0.9	0.0	43.3	0.0	0.0	0.0	0.0
Benin	638	9.1	1.4	0.7	0.2	0.9	7.3	0.0	0.0	0.0
Botswana	616	0.7	0.0	0.0	0.1	0.6	0.1	137.3	25.4	58.6	41.8	11.5
Burkina Faso	748	7.3	1.5	2.5	1.3	0.1	3.4	0.0	0.0	0.0	0.0	0.0	0.0
Burundi	618	0.2	0.0	0.0	0.1	0.0	0.0	1.0	0.3	0.2	0.4	0.4
Cabo Verde	624	1.0	0.1	0.0	0.8	0.1	0.1	0.0	0.0	0.0	0.0
Cameroon	622	18.1	1.7	1.6	11.4	3.2	2.0	0.7	0.2	0.1	0.2	0.2	0.2
Central African Rep.	626	0.2	0.0	0.1	0.0	0.0	0.0	0.0
Chad	628	0.8	0.1	0.1	0.1	0.5	0.0	0.0	0.0
Congo, Dem. Rep. of	636	10.7	0.8	1.4	3.6	1.3	4.4	185.0	26.6	28.0	44.4	53.4	59.1
Congo, Republic of	634	6.0	7.1	1.4	0.1	1.9	2.6	0.0	1.1	0.0	0.0	0.0
Côte d'Ivoire	662	8.1	3.9	1.7	2.8	2.0	1.6	1.1	0.1	0.3	0.4	0.3	0.0
Equatorial Guinea	642	0.1	0.0	0.0	0.1	0.0	0.0	0.0
Eritrea	643	0.6	0.1	0.1	0.4	0.0	0.0	0.0	0.0	0.0	0.0
Ethiopia	644	29.3	4.0	5.0	5.9	5.0	13.5	4.3	1.0	1.0	0.9	1.7	0.7
Gabon	646	0.5	0.2	0.2	0.1	0.1	0.1	0.0	0.0	0.0
Gambia, The	648	0.8	0.5	0.1	0.2	0.2	0.2	0.0	0.0	0.0	0.0	0.0
Ghana	652	55.9	6.2	33.0	6.9	7.3	8.7	0.1	0.0	0.0	0.0	0.0	0.0
Guinea	656	5.0	0.0	0.5	0.3	1.2	2.9	0.0	0.0	0.0	0.0	0.0	0.0
Guinea-Bissau	654	0.5	0.5	0.0	0.0	0.0	0.4
Kenya	664	30.6	5.4	11.2	6.5	5.9	7.0	17.6	5.2	3.8	3.7	4.3	5.9
Lesotho	666	0.1	0.0	0.0	0.1	0.0	0.0	0.0
Liberia	668	1.0	4.1	0.4	0.1	0.2	0.2	0.0	0.0	0.0	0.0	0.0
Madagascar	674	0.2	0.1	0.1	0.1	0.0	0.0	4.3	0.6	1.0	0.8	1.6	1.0
Malawi	676	2.0	1.5	0.3	0.8	0.4	0.6	0.8	0.3	0.2	0.1	0.3	0.1
Mali	678	8.2	5.5	0.9	0.5	5.5	1.4	0.0	0.0	0.0	0.0
Mauritius	684	7.0	0.4	0.3	0.5	1.4	4.8	7.3	2.6	1.6	1.3	1.9	2.5
Mozambique	688	8.5	0.3	0.4	6.4	1.5	0.2	9.9	0.0	0.9	0.0	9.0
Namibia	728	22.6	0.6	1.2	0.3	19.8	1.4	0.4	0.0	0.2	0.1	0.0	0.1
Niger	692	0.0	0.2	0.0	0.0	0.0	0.0	0.0	0.0
Nigeria	694	21.4	7.7	4.6	8.0	3.7	5.2	8.3	0.2	8.2	0.0	0.0	0.0
Rwanda	714	1.7	0.8	0.6	0.1	0.4	0.7	2.4	0.6	0.5	0.6	0.1	1.2
Senegal	722	15.5	3.3	1.6	8.5	2.2	3.2	0.0	0.0	0.0	0.0	0.0	0.0
Seychelles	718	2.0	0.3	0.4	0.3	1.0	0.3	2.5	0.5	0.5	0.4	0.6	1.0
Sierra Leone	724	1.0	0.6	0.1	0.1	0.5	0.3	0.1	0.0	0.0	0.0	0.0	0.0
South Africa	199	275.9	86.2	67.3	67.4	76.5	64.6	112.1	17.3	35.4	28.9	18.2	29.6
South Sudan, Rep. of	733	0.0	0.4	0.0	0.0	0.0	0.0	0.0
Swaziland	734	0.1	0.0	0.0	0.0	0.1	0.0	11.8	0.0	0.0	11.8
Tanzania	738	25.0	4.7	4.3	7.0	7.5	6.2	3.9	0.7	0.9	1.0	0.6	1.3
Togo	742	0.6	2.2	0.0	0.4	0.1	0.1	0.0	0.0	0.0	0.0	0.0
Uganda	746	4.0	1.5	0.6	1.4	0.3	1.7	1.9	0.4	0.5	0.3	0.4	0.7
Zambia	754	39.8	3.6	4.4	28.5	4.0	2.9	0.2	0.1	0.0	0.1	0.1
Zimbabwe	698	9.8	3.3	4.1	1.4	1.2	3.1	3.3	0.1	0.0	0.0	3.1	0.1
Western Hemisphere	205	1,468.4	358.4	339.9	335.0	359.0	434.6	1,050.8	236.5	277.6	206.0	290.8	276.4
Antigua and Barbuda	311	1.1	0.0	0.0	0.0	0.9	0.2	0.0	0.0
Argentina	213	136.8	26.4	24.8	20.3	20.6	71.0	111.6	4.3	21.6	25.0	26.0	39.1
Aruba	314	0.1	0.0	0.0	0.1	0.0	0.0	0.0	0.0	0.0
Bahamas, The	313	61.7	8.1	6.3	23.3	8.7	23.4	0.3	0.1	0.0	0.2	0.0	0.0
Barbados	316	0.2	0.1	0.1	0.1	0.0	0.0	0.0	0.0	0.0	0.0	0.0
Belize	339	0.4	0.0	0.0	0.1	0.0	0.2	0.0	0.0
Bermuda	319	1.6	0.0	0.0	0.0	0.0	1.6	0.0	0.0	0.0
Bolivia	218	4.5	1.1	1.6	0.9	0.7	1.3	0.1	0.0	0.0	0.0	0.0	0.0
Brazil	223	421.4	73.0	96.5	92.2	117.3	115.4	366.6	58.8	100.3	64.1	112.6	89.6
Chile	228	234.5	68.1	78.1	48.3	43.6	64.5	139.3	36.8	33.1	17.1	45.6	43.4
Colombia	233	79.5	19.5	16.7	19.4	19.4	24.0	74.6	23.9	17.9	17.5	12.7	26.6

Finland (172)

In Millions of U.S. Dollars

		Exports (FOB)						Imports (CIF)					
		2016	2015Q4	2016Q1	2016Q2	2016Q3	2016Q4	2016	2015Q4	2016Q1	2016Q2	2016Q3	2016Q4
Costa Rica	238	8.3	2.1	2.6	2.2	1.9	1.6	54.7	4.9	18.1	17.3	9.4	9.9
Curacao	354	1.1	0.1	0.2	0.0	0.2	0.7	0.0	0.0	0.0
Dominican Republic	243	5.4	1.8	1.0	1.0	1.0	2.3	0.1	0.1	0.1	0.0	0.0	0.0
Ecuador	248	15.5	19.3	2.9	3.0	4.8	4.7	14.8	1.1	1.0	1.6	6.4	5.7
El Salvador	253	6.0	1.4	1.3	1.5	2.2	0.9	2.0	0.4	0.5	0.5	0.4	0.6
Greenland	326	3.0	0.2	1.0	1.2	0.2	0.6	0.0	0.0	0.0	0.0
Guatemala	258	5.7	2.2	1.0	0.9	1.3	2.4	7.6	0.8	1.3	1.5	2.0	2.8
Guyana	336	0.6	0.8	0.2	0.0	0.0	0.4	0.0	0.0	0.0
Haiti	263	0.1	0.0	0.0	0.0	0.0	0.0	0.0	0.0	0.0	0.0	0.0	0.0
Honduras	268	25.5	1.1	0.4	5.9	18.8	0.4	14.8	0.7	4.3	5.9	4.3	0.2
Jamaica	343	0.2	0.3	0.1	0.0	0.0	0.1	0.1	0.0	0.0	0.1	0.0	0.0
Mexico	273	282.0	96.0	58.7	68.1	71.7	83.5	120.0	30.5	43.0	30.2	24.6	22.3
Nicaragua	278	0.6	0.3	0.2	0.2	0.1	0.1	7.0	0.3	0.8	1.6	3.6	1.0
Panama	283	9.3	3.1	2.8	1.4	2.6	2.5	0.8	0.5	0.7	0.0	0.0	0.0
Paraguay	288	8.4	1.6	2.7	2.1	1.0	2.7	0.0	0.0	0.0	0.0	0.0
Peru	293	84.9	16.8	18.4	23.4	22.9	20.2	101.2	56.5	30.2	19.9	35.1	16.1
Sint Maarten	352	4.8	0.4	0.0	0.3	4.5	0.0	0.0	0.0	0.0
Suriname	366	0.1	0.5	0.0	0.0	0.0	0.1	0.0	0.0	0.0	0.0
Trinidad and Tobago	369	1.3	0.5	0.3	0.4	0.2	0.3	3.9	0.0	0.0	0.0	0.1	3.8
Uruguay	298	37.6	8.8	15.6	8.4	6.1	7.5	17.7	13.0	4.6	3.5	8.0	1.6
Venezuela, Rep. Bol.	299	9.1	3.9	3.9	0.7	2.6	1.9	13.6	4.0	0.0	0.0	0.0	13.6
Western Hem. n.s.	399	17.3	0.7	2.4	9.4	5.4	0.1	0.0	0.0	0.0	0.0	0.0	0.0
Other Countries n.i.e	910	13.1	3.3	1.9	4.7	2.3	4.2	0.0	10.1	0.0	0.0
Cuba	928	13.1	3.2	1.9	4.7	2.3	4.2	0.0	10.1	0.0	0.0
Special Categories	899	229.2	51.6	63.9	56.4	52.1	56.8
Memorandum Items													
Africa	605	1,008.4	253.4	236.8	272.9	235.0	263.7	523.2	102.0	111.7	155.1	139.4	117.0
Middle East	405	1,173.2	415.9	296.6	292.9	255.0	328.6	56.7	18.7	18.8	13.4	12.4	12.1
European Union	998	33,775.9	9,119.3	8,022.4	9,268.5	8,050.6	8,434.3	44,330.8	11,661.8	10,660.6	11,640.1	10,829.9	11,200.1
Export earnings: fuel	080	4,489.9	1,341.1	942.4	1,144.9	1,128.1	1,274.5	7,050.2	1,690.8	1,380.3	1,815.0	1,781.4	2,073.4
Export earnings: nonfuel	092	52,935.6	13,712.8	12,479.0	14,267.4	12,804.0	13,385.2	53,640.6	13,947.1	13,014.0	13,837.5	13,145.1	13,644.0

France (132)

In Millions of U.S. Dollars

		Exports (FOB)						Imports (CIF)					
		2016	2015Q4	2016Q1	2016Q2	2016Q3	2016Q4	2016	2015Q4	2016Q1	2016Q2	2016Q3	2016Q4
IFS World		488,796.6	125,526.4	120,905.8	128,149.6	115,678.7	124,062.4	560,752.2	143,071.3	139,363.9	144,023.9	135,403.0	141,961.4
World	001	500,894.0	128,258.7	123,522.1	131,249.9	118,446.9	127,675.1	572,613.0	145,569.5	142,511.2	146,996.7	138,012.0	145,093.2
Advanced Economies	110	369,410.2	92,473.9	92,152.4	97,588.8	87,615.3	92,053.7	447,006.0	113,665.1	111,788.4	116,276.1	105,572.3	113,369.3
Euro Area	163	231,208.4	58,194.5	58,712.4	61,395.5	54,061.2	57,039.4	333,171.6	85,340.5	83,317.6	86,809.1	78,439.8	84,605.0
Austria	122	4,065.8	973.4	1,033.6	1,068.3	971.4	992.6	5,925.3	2,493.5	1,440.8	1,470.3	1,335.1	1,679.2
Belgium	124	34,033.5	8,556.9	8,365.5	8,885.7	7,945.2	8,837.1	60,756.5	15,671.3	15,587.2	15,249.4	14,680.3	15,239.5
Cyprus	423	278.6	62.5	58.3	73.1	89.0	58.3	104.6	18.8	17.4	29.2	28.9	29.2
Estonia	939	308.7	79.2	66.9	86.0	72.1	83.7	299.2	76.7	70.4	81.6	67.6	79.6
Finland	172	2,239.3	882.0	555.5	749.5	535.2	399.1	2,047.6	498.2	501.5	567.0	474.7	504.3
Germany	134	80,313.0	19,861.0	20,775.0	21,866.1	18,468.7	19,203.3	110,788.8	28,154.0	27,837.6	28,745.4	26,178.8	28,027.0
Greece	174	2,340.4	595.9	742.3	546.1	501.6	550.4	710.7	166.0	168.9	176.1	189.3	176.5
Ireland	178	3,214.9	825.4	766.2	764.9	939.1	744.8	6,788.3	1,805.2	1,549.5	1,738.3	1,634.8	1,865.6
Italy	136	36,162.2	9,036.2	9,073.1	9,476.0	8,504.3	9,108.9	44,798.2	11,076.7	11,246.7	12,091.2	10,564.5	10,895.9
Latvia	941	306.2	75.5	68.7	86.7	76.6	74.3	198.1	46.2	50.2	60.7	48.5	38.7
Lithuania	946	582.5	139.4	135.2	155.4	138.4	153.5	674.4	148.5	169.4	172.0	188.2	144.8
Luxembourg	137	2,383.0	565.5	568.8	630.2	589.3	594.7	2,655.9	818.0	682.8	723.1	647.7	602.3
Malta	181	438.5	95.9	102.6	134.8	89.3	111.8	260.1	43.3	47.5	68.5	78.0	66.0
Netherlands	138	17,850.8	4,804.7	4,577.9	4,612.9	4,183.5	4,476.6	45,293.0	11,464.4	10,899.4	11,321.0	10,808.6	12,264.0
Portugal	182	5,171.9	1,173.0	1,278.2	1,394.2	1,209.2	1,290.4	6,257.4	1,552.1	1,539.6	1,754.9	1,457.4	1,505.5
Slovak Republic	936	2,824.6	667.7	756.7	770.2	647.4	650.3	4,098.3	973.8	1,024.5	1,078.7	813.6	1,181.5
Slovenia	961	823.6	198.4	214.8	211.9	195.1	201.8	1,227.6	299.8	338.5	315.9	279.4	293.8
Spain	184	37,870.7	9,601.9	9,573.1	9,883.8	8,906.0	9,507.9	40,287.8	10,034.1	10,145.7	11,165.9	8,964.6	10,011.6
Australia	193	2,557.8	700.8	618.4	618.6	627.5	693.3	828.7	212.4	267.7	219.2	173.5	168.4
Canada	156	3,391.2	850.7	770.6	872.3	861.7	886.7	2,645.9	652.5	595.9	655.3	585.3	809.3
China,P.R.: Hong Kong	532	5,973.5	1,417.5	1,016.0	1,350.5	1,592.0	2,014.9	812.3	281.5	185.3	247.7	181.7	197.5
China,P.R.: Macao	546	153.4	41.4	37.0	34.8	45.7	35.9	6.6	1.8	1.5	1.5	1.9	1.8
Czech Republic	935	4,468.8	1,048.1	1,127.3	1,180.8	1,077.3	1,083.4	8,146.8	2,251.6	2,001.3	2,149.5	1,928.1	2,067.9
Denmark	128	2,956.4	708.4	760.9	775.3	671.8	748.5	3,487.9	790.8	857.3	924.6	862.3	843.7
Iceland	176	101.9	20.7	24.1	34.2	21.5	22.1	33.4	6.6	5.4	7.3	10.7	10.0
Israel	436	1,546.1	384.4	378.5	431.4	368.0	368.2	1,172.0	279.6	331.0	288.2	274.2	278.6
Japan	158	6,945.7	1,918.3	1,549.2	1,708.8	1,718.5	1,969.2	5,658.4	1,208.3	1,357.1	1,440.8	1,380.5	1,480.0
Korea, Republic of	542	4,301.4	1,045.8	1,037.9	1,076.1	998.3	1,189.1	2,728.4	682.8	609.5	772.7	688.1	658.2
New Zealand	196	600.9	173.2	113.5	187.1	148.9	151.4	263.4	51.0	65.6	75.8	67.2	54.8
Norway	142	1,665.7	432.9	446.4	466.8	368.6	383.8	2,029.2	403.8	430.4	431.0	483.2	684.7
San Marino	135	23.7	4.2	5.9	7.3	6.2	4.2	9.1	2.2	2.6	2.5	1.6	2.3
Singapore	576	6,833.3	1,545.5	1,545.2	1,651.3	1,627.2	2,009.6	1,713.2	496.1	394.0	437.3	437.4	444.5
Sweden	144	5,742.4	1,435.7	1,473.7	1,575.3	1,159.3	1,534.0	6,834.3	1,838.8	1,742.2	1,755.4	1,603.3	1,733.4
Switzerland	146	16,982.3	3,660.2	4,756.4	3,833.4	4,627.4	3,765.1	18,108.5	4,608.8	4,195.8	4,605.4	4,944.6	4,362.7
Taiwan Prov.of China	528	2,303.8	712.5	436.0	415.4	569.3	883.0	2,249.7	512.4	573.8	572.5	547.8	555.5
United Kingdom	112	35,115.9	9,014.1	8,672.2	9,402.3	8,596.5	8,444.9	24,201.2	6,418.0	6,048.6	6,388.0	5,554.8	6,209.8
United States	111	36,537.0	9,164.6	8,670.5	10,571.5	8,468.1	8,826.9	32,905.3	7,625.6	8,805.5	8,492.2	7,406.3	8,201.3
Vatican	187	0.6	0.4	0.2	0.1	0.1	0.1	0.1	0.0	0.0	0.1	0.0	0.0
Emerg. & Dev. Economies	200	128,950.0	34,816.7	30,740.4	33,042.0	30,192.0	34,975.6	118,822.3	30,528.4	29,544.3	29,138.6	30,500.0	29,639.4
Emerg. & Dev. Asia	505	34,308.2	10,175.5	8,138.8	8,896.4	7,538.3	9,734.8	44,806.0	11,137.2	11,498.1	10,748.2	12,013.0	10,546.7
American Samoa	859	0.7	0.2	0.6	0.0	0.1	0.1	0.1	0.0	0.0	0.0	0.0	0.0
Bangladesh	513	208.6	54.4	51.6	46.2	41.4	69.3	1,668.5	369.7	437.5	397.9	454.4	378.6
Bhutan	514	0.6	0.1	0.1	0.2	0.1	0.2	0.1	0.0	0.0	0.0	0.0	0.0
Brunei Darussalam	516	24.6	65.6	4.1	2.4	17.0	1.2	1.6	0.2	0.9	0.5	0.2	0.0
Cambodia	522	152.7	26.7	24.2	22.9	23.1	82.5	512.4	100.3	123.3	120.4	153.4	115.3
China,P.R.: Mainland	924	17,663.5	5,190.2	4,317.4	4,703.4	3,622.9	5,019.7	29,309.3	7,276.1	7,549.1	6,835.4	7,958.3	6,966.4
Fiji	819	9.3	139.3	1.9	2.4	3.1	1.9	0.5	0.0	0.1	0.1	0.0	0.3
F.T. French Polynesia	887	612.5	182.2	127.9	142.0	159.3	183.3	25.9	5.6	5.4	5.5	8.4	6.6
F.T. New Caledonia	839	892.9	215.1	230.8	206.8	211.0	244.2	74.2	13.9	20.0	23.2	20.2	10.7
Guam	829	11.0	2.9	2.7	2.9	2.9	2.6	0.1	0.2	0.0	0.0	0.0	0.0
India	534	4,782.4	955.9	864.2	1,310.7	1,268.4	1,339.2	3,998.2	1,098.0	1,091.9	1,027.3	1,066.8	812.0
Indonesia	536	3,207.6	1,097.1	889.2	673.9	859.1	785.4	1,138.1	295.2	282.7	276.9	286.4	292.2
Lao People's Dem.Rep	544	11.9	3.6	3.8	1.8	3.4	2.8	16.6	4.4	4.3	3.7	5.1	3.5
Malaysia	548	1,703.5	293.2	377.3	671.8	306.5	347.9	1,713.1	395.2	400.0	521.4	388.5	403.2
Maldives	556	21.0	8.6	4.9	4.5	5.1	6.5	22.2	6.4	6.0	7.0	2.9	6.3
Marshall Islands	867	96.8	12.3	38.5	57.8	0.5	0.0	0.7	0.0	0.7

France (132)

In Millions of U.S. Dollars

		Exports (FOB)						Imports (CIF)					
		2016	2015Q4	2016Q1	2016Q2	2016Q3	2016Q4	2016	2015Q4	2016Q1	2016Q2	2016Q3	2016Q4
Micronesia	868	1.0	0.4	0.0	1.0	0.0	0.0	0.0	0.0	0.0	0.0
Mongolia	948	10.3	5.9	1.3	2.8	3.3	3.0	3.5	0.7	1.1	0.1	1.4	0.8
Myanmar	518	132.4	48.6	42.0	16.1	58.3	16.0	100.2	19.4	23.5	19.9	38.4	18.5
Nepal	558	24.6	3.9	4.9	7.6	9.0	3.1	14.5	3.9	3.2	3.7	4.0	3.7
Palau	565	0.1	0.0	0.0	0.0	0.0	0.1	0.0	0.0	0.0	0.0
Papua New Guinea	853	73.0	46.4	2.2	21.6	23.3	25.9	14.5	3.8	4.4	2.6	4.8	2.7
Philippines	566	898.7	206.3	287.3	193.9	155.9	261.6	688.8	133.8	147.2	165.7	177.4	198.6
Samoa	862	0.3	0.0	0.0	0.0	0.0	0.2	0.0	0.0	0.0	0.0
Solomon Islands	813	0.3	0.2	0.1	0.1	0.1	0.1	0.5	0.2	0.0	0.1	0.2	0.2
Sri Lanka	524	100.1	459.2	26.6	21.0	29.6	22.9	149.6	43.8	36.5	36.1	42.1	34.8
Thailand	578	1,981.7	599.7	527.9	436.4	395.0	622.5	1,786.6	457.7	470.4	478.4	441.5	396.4
Timor-Leste	537	0.4	0.0	0.0	0.1	0.2	0.0	0.0	0.0	0.0	0.0	0.0
Tonga	866	0.0	0.0	0.0	0.0	0.0	0.0	0.1	0.0	0.0	0.0	0.0	0.0
Vanuatu	846	26.0	2.6	1.6	1.9	1.9	20.6	1.1	0.0	0.0	0.0	1.0	0.0
Vietnam	582	1,634.7	544.5	301.7	338.8	329.4	664.8	3,549.5	906.8	887.1	815.7	953.6	893.1
Asia n.s.	598	24.7	10.3	3.9	6.4	7.3	7.1	15.6	1.8	3.2	6.6	3.1	2.6
Europe	170	34,831.5	8,037.1	8,636.4	8,977.0	8,348.8	8,869.3	37,440.0	9,247.7	9,387.7	9,450.0	9,138.4	9,463.8
Emerg. & Dev. Europe	903	26,902.7	5,860.2	6,807.1	7,114.3	6,159.3	6,822.0	27,190.5	6,697.7	6,739.7	7,057.4	6,564.5	6,828.9
Albania	914	49.2	10.8	8.3	12.2	16.3	12.5	22.0	5.4	5.6	5.5	5.7	5.2
Bosnia and Herzegovina	963	102.2	25.2	22.1	24.9	26.2	29.0	72.8	17.1	19.5	18.9	17.7	16.7
Bulgaria	918	852.5	214.9	243.1	204.2	195.2	210.0	1,132.9	262.3	261.5	275.5	319.2	276.8
Croatia	960	451.1	97.2	119.5	128.6	103.4	99.6	239.1	58.1	51.9	61.0	49.7	76.5
Faroe Islands	816	1.9	0.5	0.5	0.6	0.5	0.4	0.2	0.0	0.1	0.0	0.0	0.0
Gibraltar	823	341.1	21.1	30.1	74.4	96.6	140.1	2.4	0.0	0.2	0.1	2.0	0.1
Hungary	944	3,453.5	828.5	909.5	887.7	831.9	824.5	4,276.2	1,080.8	1,054.7	1,131.7	998.5	1,091.4
Kosovo	967	13.5	2.1	3.6	3.3	3.6	3.0	3.5	0.5	1.7	0.6	0.7	0.5
Macedonia, FYR	962	78.4	23.9	19.5	21.2	17.7	20.0	36.4	6.3	7.4	8.9	10.0	10.2
Montenegro	943	16.3	2.0	4.3	4.8	5.6	1.6	2.3	1.1	0.5	1.2	0.1	0.5
Poland	964	9,189.0	2,120.2	2,314.7	2,351.4	2,201.4	2,321.6	10,495.3	2,635.2	2,652.9	2,798.1	2,476.8	2,567.5
Romania	968	4,077.7	914.4	1,052.6	1,048.8	978.7	997.7	3,869.1	875.5	927.4	961.0	960.6	1,020.0
Serbia, Republic of	942	469.5	96.5	114.3	150.0	92.9	112.3	357.1	85.7	85.1	92.3	89.0	90.7
Turkey	186	7,806.7	1,503.1	1,965.1	2,202.2	1,589.6	2,049.8	6,681.2	1,669.6	1,671.2	1,702.5	1,634.5	1,672.9
CIS	901	7,678.1	2,103.8	1,770.2	1,806.2	2,123.3	1,978.4	10,240.8	2,548.8	2,646.6	2,391.3	2,572.0	2,630.9
Armenia	911	39.4	8.4	7.6	9.6	10.1	12.2	2.7	0.5	0.4	0.6	0.8	0.9
Azerbaijan, Rep. of	912	142.0	35.7	35.7	27.1	37.4	41.8	982.0	265.4	258.1	253.5	260.2	210.2
Belarus	913	119.8	35.6	30.9	31.3	28.1	29.5	21.9	15.4	3.3	6.3	5.6	6.7
Georgia	915	138.5	30.1	29.9	40.0	38.7	29.9	29.4	3.4	6.7	5.2	7.3	10.2
Kazakhstan	916	505.6	303.5	160.0	101.8	108.9	135.0	2,679.2	701.1	604.1	589.9	673.9	811.3
Kyrgyz Republic	917	18.2	3.6	4.6	4.1	5.6	3.9	1.0	0.2	0.5	0.3	0.2	0.1
Moldova	921	46.5	13.4	15.6	13.4	9.2	8.3	40.8	13.1	15.6	9.1	3.6	12.5
Russian Federation	922	5,471.1	1,395.3	1,187.3	1,322.5	1,589.0	1,372.2	5,860.6	1,340.1	1,597.9	1,410.7	1,424.8	1,427.2
Tajikistan	923	16.0	5.1	1.9	6.0	5.4	2.7	0.9	0.0	0.5	0.3	0.1	0.1
Turkmenistan	925	136.0	28.9	28.9	51.2	35.1	20.8	34.4	1.5	2.4	1.7	30.3	0.0
Ukraine	926	803.1	197.3	247.5	173.1	156.1	226.4	523.4	151.6	130.4	106.1	152.6	134.2
Uzbekistan	927	241.9	47.0	20.4	26.1	99.7	95.8	64.6	56.4	26.8	7.7	12.7	17.5
Europe n.s.	884	250.7	73.1	59.1	56.4	66.2	68.9	8.7	1.2	1.3	1.4	1.9	4.1
Mid East, N Africa, Pak	440	33,437.4	9,497.4	7,998.7	8,366.2	7,957.4	9,115.1	21,464.8	5,551.7	4,884.4	5,209.8	5,474.7	5,895.9
Afghanistan, I.R. of	512	23.4	6.5	9.5	3.5	3.6	6.8	3.7	0.6	0.1	2.3	0.9	0.3
Algeria	612	5,654.5	1,836.6	1,455.6	1,529.7	1,293.0	1,376.2	3,298.7	1,162.6	807.0	590.1	930.7	970.9
Bahrain, Kingdom of	419	139.8	35.3	29.5	34.8	38.0	37.4	91.0	6.6	14.1	19.9	10.7	46.3
Djibouti	611	95.9	26.1	23.4	23.2	20.0	29.3	3.2	0.2	0.1	1.4	1.5	0.1
Egypt	469	2,988.3	545.8	724.8	934.2	915.9	413.3	474.4	110.6	142.0	130.3	74.5	127.6
Iran, I.R. of	429	795.4	165.5	144.3	181.5	186.8	282.9	1,510.9	6.7	8.9	254.0	697.0	551.0
Iraq	433	348.2	98.8	81.4	79.2	67.2	120.4	177.6	133.9	67.5	70.1	39.5	0.4
Jordan	439	375.5	103.1	100.0	81.4	79.7	114.3	34.1	2.6	2.4	15.7	3.7	12.4
Kuwait	443	474.0	310.0	99.0	103.0	94.3	177.8	427.4	114.0	93.0	109.5	134.0	90.9
Lebanon	446	985.8	301.1	290.8	288.3	200.3	206.4	50.7	14.8	17.9	12.4	10.8	9.6
Libya	672	194.5	59.7	41.3	62.3	41.1	49.8	556.1	126.8	50.0	86.5	225.9	193.7
Mauritania	682	163.7	50.2	35.2	64.1	28.1	36.4	41.1	9.9	11.8	6.0	16.4	6.9
Morocco	686	4,838.8	1,113.6	1,302.3	1,441.9	1,028.1	1,066.5	4,166.2	1,087.4	1,116.4	1,172.3	799.4	1,078.1

France (132)

In Millions of U.S. Dollars

		Exports (FOB)						Imports (CIF)					
		2016	2015Q4	2016Q1	2016Q2	2016Q3	2016Q4	2016	2015Q4	2016Q1	2016Q2	2016Q3	2016Q4
Oman	449	381.4	123.3	73.4	107.7	65.5	134.8	24.9	11.8	4.0	3.0	12.6	5.2
Pakistan	564	670.8	132.8	122.1	133.1	209.9	205.6	481.0	113.7	113.3	122.4	125.7	119.6
Qatar	453	2,026.8	1,203.3	461.1	201.0	590.5	774.2	256.5	62.7	53.1	36.0	56.0	111.4
Saudi Arabia	456	5,127.0	1,249.0	879.2	1,038.6	1,248.5	1,960.8	4,212.2	1,021.2	983.2	941.3	1,083.1	1,204.6
Somalia	726	11.9	4.8	1.1	0.7	6.0	4.0	11.0	2.3	3.7	4.1	1.6	1.7
Sudan	732	92.6	33.2	19.1	24.4	16.3	32.8	55.0	10.7	15.0	13.0	10.6	16.4
Syrian Arab Republic	463	32.9	14.6	9.0	8.7	9.0	6.2	3.8	0.7	1.0	1.2	0.9	0.7
Tunisia	744	3,602.3	932.8	958.6	971.5	779.1	893.0	4,428.0	1,126.0	1,135.0	1,243.3	948.5	1,101.1
United Arab Emirates	466	4,287.9	1,133.7	1,097.9	1,015.8	1,007.7	1,166.5	1,154.4	424.2	244.7	373.9	289.8	246.0
West Bank and Gaza	487	18.9	5.2	3.8	5.4	6.5	3.3	2.2	1.6	0.2	0.7	0.5	0.7
Yemen, Republic of	474	107.1	12.4	36.2	32.3	22.3	16.3	0.7	0.1	0.0	0.1	0.2	0.3
Sub-Saharan Africa	603	12,186.9	3,176.6	2,789.4	3,475.1	2,776.7	3,145.7	7,580.3	2,662.8	1,924.4	1,757.4	1,970.9	1,927.6
Angola	614	285.2	79.8	71.9	84.5	71.9	57.0	1,034.9	426.9	301.1	243.5	344.2	146.1
Benin	638	237.2	59.9	63.6	70.3	49.1	54.1	3.7	1.2	0.9	1.3	0.8	0.7
Botswana	616	40.0	3.2	11.1	1.7	23.7	3.4	1.0	1.4	0.3	0.1	0.2	0.4
Burkina Faso	748	258.9	68.1	72.4	63.1	57.0	66.4	13.8	2.5	4.1	4.4	2.1	3.2
Burundi	618	24.1	3.0	5.1	4.3	12.7	2.0	2.6	1.6	0.8	0.6	0.6	0.7
Cabo Verde	624	40.7	3.0	4.3	27.9	4.8	3.6	0.3	0.0	0.0	0.2	0.0	0.0
Cameroon	622	719.0	174.2	160.3	220.9	167.0	170.8	255.3	57.4	55.7	59.5	58.1	81.9
Central African Rep.	626	42.2	9.9	12.6	11.5	10.8	7.3	6.2	1.5	1.9	2.2	1.2	0.9
Chad	628	121.5	28.4	38.7	23.6	37.3	21.9	101.4	6.9	11.4	4.2	46.0	39.9
Comoros	632	44.8	7.1	8.2	13.6	9.1	14.0	9.3	1.3	1.7	2.2	2.1	3.4
Congo, Dem. Rep. of	636	260.7	38.6	36.3	31.4	31.2	161.7	16.0	5.5	4.1	3.5	4.5	3.9
Congo, Republic of	634	577.6	153.4	199.4	125.9	158.7	93.6	39.6	59.0	8.4	13.8	10.6	6.8
Côte d'Ivoire	662	1,190.6	324.4	294.0	341.6	267.6	287.4	732.0	204.8	190.3	194.9	173.6	173.2
Equatorial Guinea	642	47.6	16.9	12.5	11.9	10.7	12.6	50.1	127.4	20.0	12.7	0.7	16.6
Eritrea	643	3.2	0.6	0.6	0.6	0.8	1.2	2.2	1.0	1.1	0.3	0.8	0.0
Ethiopia	644	484.2	27.2	36.0	255.4	153.6	39.2	45.2	10.2	9.0	11.4	14.9	9.9
Gabon	646	525.4	151.5	135.0	131.5	128.4	130.5	169.3	51.3	43.9	46.9	56.3	22.2
Gambia, The	648	9.4	3.5	3.1	1.6	3.4	1.3	6.0	0.0	2.9	0.0	1.7	1.4
Ghana	652	305.2	206.5	83.4	127.0	43.8	50.9	290.7	198.6	68.1	54.8	50.0	117.8
Guinea	656	159.5	32.4	60.2	34.5	32.6	32.3	145.8	18.2	40.1	41.6	32.8	31.2
Guinea-Bissau	654	5.4	2.0	2.2	0.9	0.9	1.5	0.0	0.0	0.0	0.0
Kenya	664	168.0	55.3	37.5	43.7	44.1	42.7	79.2	22.3	16.6	23.8	17.0	21.7
Lesotho	666	0.6	0.0	0.1	0.1	0.1	0.3	0.0	0.0	0.0	0.0	0.0	0.0
Liberia	668	24.1	10.0	4.2	3.7	12.7	3.5	25.0	8.8	11.0	7.2	3.8	3.0
Madagascar	674	355.7	81.6	74.7	94.8	93.1	93.1	496.6	92.3	105.4	133.9	113.7	143.6
Malawi	676	18.7	0.5	0.5	1.8	15.3	1.1	0.9	1.8	0.0	0.1	0.4	0.3
Mali	678	407.3	93.5	138.6	97.0	81.5	90.2	12.3	2.4	1.7	4.3	1.9	4.4
Mauritius	684	386.6	99.4	82.4	96.4	107.0	100.9	280.0	67.5	60.8	72.1	70.6	76.5
Mozambique	688	158.8	104.9	6.8	67.0	11.8	73.3	69.3	16.7	14.6	15.0	14.1	25.6
Namibia	728	9.7	3.4	2.3	2.9	2.9	1.7	136.8	60.9	55.3	40.8	16.1	24.6
Niger	692	143.4	74.6	37.7	36.4	34.3	35.1	240.8	151.0	98.6	93.7	19.7	28.8
Nigeria	694	1,292.9	319.0	309.8	572.8	202.6	207.6	2,338.4	827.4	595.3	419.8	668.7	654.5
Rwanda	714	259.8	5.7	3.0	5.7	122.9	128.1	3.8	0.6	0.5	1.9	0.7	0.7
São Tomé & Príncipe	716	1.3	0.2	0.2	0.8	0.1	0.3	0.8	0.0	0.4	0.1	0.0	0.3
Senegal	722	840.2	202.2	182.6	214.3	192.2	251.0	72.5	18.8	23.0	20.4	13.2	15.9
Seychelles	718	67.4	15.9	10.5	12.3	12.2	32.5	108.9	21.4	18.4	31.2	33.1	26.1
Sierra Leone	724	42.5	2.7	28.1	4.0	4.1	6.4	7.8	4.7	0.0	1.3	4.6	1.9
South Africa	199	2,059.1	501.9	425.0	418.2	448.6	767.2	675.0	157.5	130.8	167.2	169.2	207.9
South Sudan, Rep. of	733	2.1	1.2	0.5	0.5	0.3	0.7	0.0	0.0
Swaziland	734	3.5	0.8	0.8	0.8	0.9	1.0	10.1	2.4	2.5	2.5	2.7	2.3
Tanzania	738	142.2	46.0	13.5	94.8	19.5	14.5	37.5	9.8	9.1	8.5	6.5	13.4
Togo	742	327.6	147.1	102.3	85.2	76.6	63.5	13.2	2.0	3.7	2.5	1.8	5.3
Uganda	746	52.8	7.2	10.1	30.1	6.1	6.6	11.2	2.5	3.4	2.6	2.4	2.8
Zambia	754	21.4	4.3	4.2	3.8	7.9	5.5	10.3	1.2	0.8	7.4	1.0	1.1
Zimbabwe	698	19.0	5.2	3.5	4.2	4.8	6.4	24.0	14.0	6.5	2.9	8.1	6.5
Africa n.s.	799	0.1	0.2	0.0	0.0	0.0	0.0	0.3	0.0	0.0	0.2	0.1
Western Hemisphere	205	14,186.0	3,930.1	3,177.0	3,327.4	3,570.9	4,110.7	7,531.2	1,929.1	1,849.8	1,973.2	1,902.9	1,805.3
Anguilla	312	1.7	0.2	0.3	0.2	1.0	0.1	0.0	0.0	0.0

France (132)

In Millions of U.S. Dollars

		Exports (FOB)						Imports (CIF)					
		2016	2015Q4	2016Q1	2016Q2	2016Q3	2016Q4	2016	2015Q4	2016Q1	2016Q2	2016Q3	2016Q4
Antigua and Barbuda	311	27.1	4.8	2.0	1.2	1.3	22.6	0.4	0.0	0.2	0.1	0.1	0.1
Argentina	213	1,272.2	271.1	260.3	243.2	403.9	364.8	376.9	129.7	82.9	104.6	110.2	79.2
Aruba	314	10.0	2.1	2.4	2.5	3.0	2.1	0.9	2.9	0.2	0.3	0.1	0.3
Bahamas, The	313	94.8	29.8	26.5	39.8	21.9	6.6	18.9	16.5	0.8	6.0	1.3	10.8
Barbados	316	24.2	7.5	6.4	7.0	5.2	5.6	5.2	1.0	1.0	1.5	1.8	0.8
Belize	339	1.4	0.9	0.1	0.5	0.7	0.2	0.4	0.1	0.1	0.2	0.0	0.1
Bermuda	319	8.2	1.3	1.8	1.5	1.2	3.7	0.3	0.0	0.0	0.3	0.0	0.0
Bolivia	218	112.6	16.7	32.4	14.7	55.4	10.1	29.9	15.3	8.7	5.9	6.2	9.0
Brazil	223	5,024.7	1,583.1	985.7	1,149.3	1,275.9	1,613.7	2,524.8	571.5	564.2	664.8	713.6	582.2
Chile	228	888.5	189.5	214.8	182.2	234.7	256.7	843.9	185.6	205.4	230.5	188.2	219.7
Colombia	233	696.1	230.6	138.9	204.5	148.0	204.6	271.9	113.0	82.6	55.2	55.6	78.5
Costa Rica	238	66.7	16.4	13.1	14.8	18.0	20.8	84.7	35.6	22.3	25.3	18.4	18.7
Curacao	354	11.7	3.7	2.9	2.1	3.7	3.0	12.6	0.3	0.1	12.0	0.1	0.4
Dominica	321	3.9	1.6	1.6	1.2	0.6	0.5	1.1	0.4	0.3	0.2	0.3	0.2
Dominican Republic	243	159.9	42.0	34.7	39.5	49.0	36.8	41.6	9.7	9.7	11.6	9.3	11.0
Ecuador	248	131.7	39.9	42.1	33.6	24.6	31.3	303.9	70.1	72.7	79.6	80.9	70.7
El Salvador	253	27.2	6.1	6.7	6.9	7.9	5.7	13.1	2.7	4.4	3.5	2.1	3.2
Falkland Islands	323	0.3	0.3	0.0	0.0	0.0	0.0	0.0	0.0
Greenland	326	1.3	1.2	0.6	0.4	0.1	0.2	0.0	0.0	0.0	0.0	0.0	0.0
Grenada	328	2.9	0.6	0.8	0.4	1.3	0.4	1.5	0.2	0.2	0.7	0.3	0.3
Guatemala	258	62.4	24.3	14.3	14.4	19.5	14.2	35.2	10.5	7.4	8.0	12.4	7.5
Guyana	336	3.5	1.0	1.1	1.0	0.6	0.8	12.5	1.7	6.2	3.1	2.2	1.0
Haiti	263	48.2	14.8	7.4	13.2	12.0	15.7	12.3	1.7	3.5	3.3	3.3	2.2
Honduras	268	18.0	5.2	3.5	4.0	5.7	4.9	75.3	10.6	14.8	22.1	19.9	18.4
Jamaica	343	24.8	4.2	5.6	5.8	8.3	5.0	10.9	4.4	2.0	1.7	2.8	4.4
Mexico	273	4,130.7	986.3	1,052.5	1,020.1	966.1	1,092.1	1,899.0	525.3	496.3	453.3	447.7	501.6
Montserrat	351	0.5	0.2	0.0	0.1	0.4	0.8	0.3	0.1	0.2	0.4	0.1
Nicaragua	278	11.5	7.6	2.4	2.5	3.3	3.3	33.6	7.9	8.0	6.6	7.9	11.1
Panama	283	319.2	108.0	87.1	79.4	76.7	76.0	15.9	2.4	2.4	4.6	5.5	3.3
Paraguay	288	61.6	16.3	16.8	14.2	13.1	17.5	27.4	6.9	2.0	22.5	2.0	0.9
Peru	293	351.3	119.3	60.9	63.5	66.4	160.4	311.5	84.8	59.1	92.5	97.3	62.6
Sint Maarten	352	33.5	13.4	9.5	7.2	6.3	10.5	2.1	0.7	0.4	0.7	0.4	0.6
St. Kitts and Nevis	361	1.0	0.2	0.3	0.2	0.2	0.3	0.2	0.0	0.1	0.0	0.0	0.0
St. Lucia	362	11.0	1.9	2.1	2.1	2.4	4.4	1.3	0.3	0.6	0.2	0.4	0.1
St. Vincent & Grens.	364	11.4	1.7	9.0	1.0	0.5	0.8	111.5	0.2	76.2	29.4	5.8	0.1
Suriname	366	10.5	7.6	1.6	3.1	2.8	3.1	38.3	29.4	11.3	9.6	8.4	8.9
Trinidad and Tobago	369	33.3	15.8	7.3	8.7	8.8	8.5	195.0	39.9	44.1	52.9	48.6	49.3
Uruguay	298	142.6	47.3	34.7	33.4	43.8	30.7	93.6	18.1	28.3	21.8	24.1	19.4
Venezuela, Rep. Bol.	299	240.2	66.7	66.9	72.0	55.5	45.8	66.4	27.5	21.5	18.4	12.0	14.6
Western Hem. n.s.	399	103.6	39.3	19.6	36.0	21.1	27.0	56.5	1.8	9.6	20.0	13.0	14.1
Other Countries n.i.e	910	145.1	40.7	48.2	38.4	30.6	28.0	19.2	3.1	6.9	6.5	3.0	2.7
Cuba	928	142.9	40.4	47.1	38.1	30.4	27.3	18.8	3.0	6.8	6.4	3.0	2.7
Korea, Dem. People's Rep.	954	2.2	0.2	1.1	0.2	0.2	0.7	0.3	0.1	0.1	0.1	0.0	0.1
Special Categories	899	1,729.8	557.3	400.0	385.4	457.0	487.4	12.3	12.1	0.2
Countries & Areas n.s.	898	658.9	370.1	181.3	195.3	152.0	130.3	6,753.3	1,372.9	1,171.7	1,575.5	1,924.7	2,081.5
Memorandum Items													
Africa	605	26,644.4	7,172.7	6,584.2	7,530.1	5,946.9	6,583.3	19,583.5	6,062.0	5,013.3	4,787.7	4,679.7	5,102.8
Middle East	405	18,283.6	5,360.9	4,071.9	4,174.1	4,573.2	5,464.4	8,977.0	2,038.2	1,682.0	2,054.8	2,639.3	2,600.9
European Union	998	297,515.8	74,576.0	75,385.9	78,949.7	69,876.6	73,303.6	395,854.4	101,551.7	98,915.4	103,253.9	93,193.2	100,491.9
Export earnings: fuel	080	29,882.6	9,176.5	6,870.3	7,175.2	7,344.5	8,492.5	25,868.8	7,143.5	5,998.6	5,693.7	7,198.7	6,977.9
Export earnings: nonfuel	092	471,011.5	119,082.2	116,651.8	124,074.7	111,102.3	119,182.6	546,744.2	138,426.0	136,512.6	141,303.0	130,813.4	138,115.3

French Territories: French Polynesia (887)

In Millions of U.S. Dollars

		Exports (FOB)						Imports (CIF)					
		2016	2015Q4	2016Q1	2016Q2	2016Q3	2016Q4	2016	2015Q4	2016Q1	2016Q2	2016Q3	2016Q4
IFS World	
World	001	150.9	37.3	33.7	37.7	41.9	37.7	1,499.0	484.7	314.3	354.5	415.3	415.0
Advanced Economies	110	114.4	29.2	26.7	27.6	32.1	28.0	1,238.8	318.9	260.2	294.0	342.0	342.6
Euro Area	163	21.6	4.8	4.6	4.6	6.8	5.6	611.1	167.8	130.4	147.2	160.7	172.8
Austria	122	0.0	0.0 r	0.0 r	0.0 r	0.0 r	0.0 r	1.4	1.1 r	0.3 r	0.3 r	0.4 r	0.3 r
Belgium	124	0.3	0.1 r	0.1 r	0.1 r	0.0 r	0.1 r	25.9	5.3 r	6.0 r	7.1 r	6.8 r	6.0 r
Cyprus	423	0.3	0.0 r	0.1 r	0.1 r	0.1 r	0.1 r
Estonia	939	0.0	0.0 r	0.2	0.2 r	0.0 r
Finland	172	0.0	0.0 r	0.0 r	0.0 r	1.1	0.4 r	0.2 r	0.3 r	0.2 r	0.5 r
France	132	20.0	4.4 r	4.2 r	4.3 r	6.5 r	5.1 r	424.1	124.6 r	87.9 r	98.1 r	110.5 r	127.5 r
Germany	134	0.8	0.2 r	0.2 r	0.2 r	0.2 r	0.2 r	55.8	10.4 r	12.1 r	14.2 r	16.8 r	12.8 r
Greece	174	0.3	0.2 r	0.1 r	0.1 r	0.1 r	0.1 r
Ireland	178	3.1	0.9 r	0.8 r	0.9 r	0.8 r	0.6 r
Italy	136	0.1	0.0 r	0.0 r	0.0 r	0.0 r	0.0 r	39.6	11.8 r	10.5 r	9.7 r	9.9 r	9.5 r
Lithuania	946	0.0	0.0 r	0.0 r	0.0 r	0.0 r	0.4	0.1 r	0.1 r	0.1 r	0.2 r	0.1 r
Luxembourg	137	0.0	0.0 r	0.0 r	0.0 r	0.2	0.1 r	0.1 r	0.0 r	0.0 r	0.0 r
Malta	181	0.0	0.0 r	0.0 r	0.3	0.1 r	0.1 r	0.1 r	0.1 r	0.1 r
Netherlands	138	0.3	0.1 r	0.1 r	0.1 r	0.1 r	0.2 r	24.1	5.6 r	5.4 r	5.0 r	6.8 r	6.9 r
Portugal	182	0.0	0.0 r	3.0	1.0 r	0.9 r	0.5 r	0.8 r	0.9 r
Slovak Republic	936	0.0	0.0 r	0.0 r	0.3	0.6 r	0.1 r	0.0 r	0.1 r	0.0 r
Slovenia	961	0.2	0.1 r	0.0 r	0.0 r	0.1 r	0.0 r
Spain	184	0.1	0.0 r	0.0 r	0.0 r	0.0 r	0.0 r	30.8	5.8 r	5.8 r	10.5 r	7.1 r	7.4 r
Australia	193	0.4	0.1 r	0.1 r	0.1 r	0.1 r	0.1 r	32.6	11.5 r	9.6 r	10.9 r	0.3 r	11.8 r
Canada	156	0.6	0.0 r	0.1 r	0.1 r	0.2 r	0.1 r	5.0	1.4 r	1.2 r	1.1 r	1.8 r	0.9 r
China,P.R.: Hong Kong	532	32.8	7.2 r	7.6 r	8.0 r	8.4 r	8.7 r	7.8	1.9 r	1.9 r	1.9 r	1.9 r	1.9 r
Czech Republic	935	2.1	2.0 r	0.5 r	0.5 r	0.5 r	0.5 r
Denmark	128	3.4	2.3 r	0.8 r	0.9 r	0.8 r	0.9 r	4.6	1.1 r	1.1 r	1.3 r	1.3 r	1.0 r
Iceland	176	0.0 e	0.0 e	0.0 e	0.0 e	0.0 e	0.0	0.1 r	0.0 r	0.0 r
Israel	436	0.8	0.2 r	0.2 r	0.2 r	0.2 r	0.2 r
Japan	158	33.5	8.8 r	7.7 r	8.0 r	9.8 r	8.0 r	33.8	5.2 r	5.5 r	8.4 r	12.9 r	7.0 r
Korea, Republic of	542	0.7	0.5 r	0.0 r	0.2 r	0.3 r	0.1 r	159.3	18.4 r	26.9 r	35.1 r	44.9 r	52.5 r
New Zealand	196	1.7	0.6 r	0.3 r	0.4 r	0.6 r	0.3 r	115.6	22.5 r	20.7 r	27.9 r	39.4 r	27.6 r
Norway	142	0.0	0.0 r	0.0 r	0.0 r	0.0 r	0.0 r	2.5	0.5 r	0.6 r	0.6 r	0.6 r	0.6 r
Singapore	576	0.1	0.0 r	0.1 r	0.0 r	0.0 r	0.0 r	87.1	39.4 r	18.7 r	14.6 r	29.3 r	24.5 r
Sweden	144	0.1	0.0 r	0.0 r	0.0 r	0.0 r	0.1 r	7.8	1.8 r	0.5 r	5.9 r	0.4 r	0.9 r
Switzerland	146	0.1	0.0 r	0.0 r	0.0 r	0.0 r	0.0 r	14.8	2.9 r	2.9 r	5.2 r	4.3 r	2.4 r
Taiwan Prov.of China	528	0.2 e	0.0 e	0.0 e	0.0 e	0.1 e	0.1 e	1.6 e	2.4 e	0.3 e	0.3 e	0.6 e	0.4 e
United Kingdom	112	0.2	0.0 r	0.1 r	0.1 r	0.0 r	0.0 r	18.5	3.7 r	6.3 r	2.7 r	3.9 r	5.6 r
United States	111	19.0	4.7 r	5.1 r	5.2 r	4.8 r	3.9 r	133.8	35.9 r	32.8 r	30.2 r	38.8 r	32.0 r
Emerg. & Dev. Economies	200	36.5	8.1	7.0	10.1	9.8	9.7	259.4	165.5	53.9	60.3	73.1	72.1
Emerg. & Dev. Asia	505	10.7	1.5	1.8	2.9	3.0	3.1	201.7	154.8	40.6	46.9	57.3	56.9
American Samoa	859	0.3	0.1 r	0.1 r	0.1 r	0.1 r	0.1 r
Bangladesh	513	1.1	0.3 r	0.3 r	0.3 r	0.3 r	0.3 r
Cambodia	522	0.4	0.2 r	0.1 r	0.1 r	0.1 r	0.1 r
China,P.R.: Mainland	924	4.3	0.4 r	0.4 r	1.4 r	1.1 r	1.5 r	106.2	123.6 r	21.9 r	24.3 r	30.4 r	29.6 r
Fiji	819	0.0	0.0 r	0.0 r	0.0 r	0.0 r	0.0 r	3.8	1.2 r	0.8 r	0.9 r	1.0 r	1.1 r
F.T. New Caledonia	839	1.8	0.5 r	0.4 r	0.4 r	0.5 r	0.4 r	1.1	0.4 r	0.2 r	0.3 r	0.3 r	0.3 r
India	534	0.0	0.0 r	0.0 r	7.6	1.6 r	2.1 r	1.8 r	2.3 r	1.4 r
Indonesia	536	2.1	0.1 r	0.4 r	0.5 r	0.6 r	0.5 r	12.4	6.4 r	2.7 r	2.9 r	3.2 r	3.5 r
Malaysia	548	0.0	0.0 r	0.0 r	0.0 r	0.0 r	0.0 r	15.4	8.2 r	0.7 r	3.6 r	5.5 r	5.6 r
Philippines	566	0.0 r	1.4	0.1 r	0.3 r	0.3 r	0.4 r	0.4 r
Sri Lanka	524	0.0	0.0 r	0.0 r	0.0 r	0.0 r	0.0 r	1.9	0.4 r	0.3 r	0.4 r	0.6 r	0.6 r
Thailand	578	0.1	0.0 r	0.0 r	0.0 r	0.1 r	0.0 r	32.4	6.6 r	7.3 r	7.6 r	8.5 r	9.0 r
Vanuatu	846	0.1	0.0 r	0.0 r	0.0 r	0.0 r	0.0 r	0.0	0.0 r	0.0 r	0.0 r	0.0 r	0.0 r
Vietnam	582	1.6	0.4 r	0.4 r	0.4 r	0.5 r	0.4 r	8.2	2.7 r	1.8 r	1.9 r	2.1 r	2.3 r
Asia n.s.	598	9.8	3.2 r	2.1 r	2.3 r	2.6 r	2.8 r
Europe	170	25.5	6.4	5.1	7.1	6.7	6.6	20.8	3.7	4.8	4.6	6.0	5.2
Emerg. & Dev. Europe	903	0.1	0.0	0.0	0.0	0.0	0.0	20.7	3.7	4.8	4.6	6.0	5.2
Albania	914	0.0 e	0.1	0.0 r	0.0 r	0.0 r	0.0 r	0.0 r
Croatia	960	0.1	0.0 r	0.0 r	0.0 r	0.0 r	0.0 r	0.0	0.0 r	0.0 r

French Territories: French Polynesia (887)

In Millions of U.S. Dollars

		Exports (FOB)						Imports (CIF)					
		2016	2015Q4	2016Q1	2016Q2	2016Q3	2016Q4	2016	2015Q4	2016Q1	2016Q2	2016Q3	2016Q4
Hungary	944	0.0	0.0 r	0.0 r	0.0 r	0.0 r	0.0 r	3.1	0.3 r	0.8 r	0.6 r	1.0 r	0.7 r
Poland	964	0.0	0.0 r	0.0 r	4.5	1.2 r	1.1 r	1.1 r	1.2 r	1.1 r
Romania	968	0.0	0.0 r	4.4	0.7 r	1.1 r	1.0 r	1.5 r	0.9 r
Turkey	186	0.0	0.0 r	0.0 r	0.0 r	8.6	1.4 r	1.8 r	1.9 r	2.3 r	2.6 r
CIS	901	25.4	6.4	5.1	7.0	6.7	6.6	0.0	0.0	0.0	0.0	0.0	0.0
Kyrgyz Republic	917	25.4 e	6.4 e	5.1 e	7.0 e	6.7 e	6.6 e
Mid East, N Africa, Pak	440	0.0	0.0	0.0	0.0	0.0	0.0	2.7	1.0	0.6	0.7	0.7	0.7
Egypt	469	0.1	0.0 r	0.0 r	0.0 r	0.0 r	0.0 r
Morocco	686	0.3 r
Pakistan	564	0.8	0.2 r	0.2 r	0.2 r	0.2 r	0.2 r
Saudi Arabia	456	0.1	0.0 r	0.0 r	0.0 r	0.0 r	0.0 r
Tunisia	744	1.1	0.3 r	0.3 r	0.3 r	0.3 r	0.3 r
United Arab Emirates	466	0.0	0.0 r	0.0 r	0.0 r	0.0 r	0.0 r	0.4	0.1 r	0.1 r	0.1 r	0.1 r	0.1 r
Sub-Saharan Africa	603	0.1	0.0	0.0	0.0	0.0	0.0	15.7	1.5	3.5	3.6	4.3	4.3
Côte d'Ivoire	662	0.0	0.0 r	0.0 r	0.0 r	0.0 r	0.0 r	0.1	0.0 r	0.0 r	0.0 r	0.0 r	0.0 r
Ethiopia	644	0.0 e	0.0 e	0.0 e	0.0 e	0.0 e	0.0 e	0.1	0.0 r	0.0 r	0.0 r	0.0 r	0.0 r
Madagascar	674	0.1	0.0 r	0.0 r	0.0 r	0.0 r	0.0 r
Senegal	722	0.1	0.0 r	0.0 r	0.0 r	0.0 r	0.0 r
Seychelles	718	0.1	0.0 r	0.0 r	0.0 r	0.0 r	0.0 r
South Africa	199	0.0	0.0 r	0.0 r	0.0 r	0.0 r	15.0	1.3 r	3.4 r	3.4 r	4.1 r	4.1 r
Western Hemisphere	205	0.1	0.1	0.0	0.0	0.0	0.0	18.6	4.5	4.2	4.5	4.9	5.0
Argentina	213	0.0	0.0 r	0.0 r	0.0 r	0.0 r	0.0 r	3.8	0.9 r	0.9 r	0.9 r	1.0 r	1.0 r
Brazil	223	0.0	0.0 r	0.0 r	2.6	0.4 r	0.6 r	0.3 r	0.8 r	0.9 r
Chile	228	0.1	0.1 r	0.0 r	0.0 r	0.0 r	0.0 r	1.9	0.4 r	0.3 r	0.7 r	0.4 r	0.4 r
Colombia	233	1.0	0.2 r	0.2 r	0.3 r	0.3 r	0.3 r
Costa Rica	238	0.1	0.0 r	0.0 r	0.0 r	0.0 r	0.0 r
Dominican Republic	243	0.1	0.0 r	0.0 r	0.0 r	0.0 r	0.0 r
El Salvador	253	0.1	0.0 r	0.0 r	0.1 r
Guatemala	258	0.1	0.0 r	0.0 r	0.0 r	0.0 r	0.0 r
Guyana	336	0.6	0.2 r	0.2 r	0.2 r	0.2 r	0.2 r
Honduras	268	0.1	0.0 r	0.0 r	0.0 r	0.0 r	0.0 r
Mexico	273	0.0	0.0 r	0.0 r	0.0 r	0.0 r	0.0 r	4.2	1.0 r	1.0 r	1.0 r	1.0 r	1.0 r
Peru	293	0.3	0.1 r	0.0 r	0.1 r	0.1 r	0.1 r
Uruguay	298	3.6	1.2 r	0.8 r	0.8 r	0.9 r	1.0 r
Other Countries n.i.e	910	0.2	0.1	0.0	0.0	0.0	0.0
Cuba	928	0.1	0.0 r	0.0 r	0.0 r	0.0 r	0.0 r
Korea, Dem. People's Rep.	954	0.1	0.0 r	0.0 r	0.0 r	0.0 r	0.0 r
Countries & Areas n.s.	898	0.7	0.2 r	0.1 r	0.2 r	0.2 r	0.2 r
Memorandum Items													
Africa	605	0.1	0.0	0.0	0.0	0.0	0.0	16.8	2.1	3.8	3.9	4.5	4.6
Middle East	405	0.0	0.0	0.0	0.0	0.0	0.0	0.7	0.2	0.2	0.2	0.2	0.2
European Union	998	25.5	7.2	5.6	5.6	7.7	6.6	656.1	178.7	141.8	160.3	170.6	183.4
Export earnings: fuel	080	0.0	0.0	0.0	0.0	0.0	0.0	1.7	0.5	0.4	0.4	0.4	0.5
Export earnings: nonfuel	092	150.9	37.3	33.6	37.7	41.9	37.7	1,497.3	484.2	313.9	354.1	414.9	414.5

French Territories: New Caledonia (839)

In Millions of U.S. Dollars

		Exports (FOB)						Imports (CIF)					
		2016	2015Q4	2016Q1	2016Q2	2016Q3	2016Q4	2016	2015Q4	2016Q1	2016Q2	2016Q3	2016Q4
IFS World	
World	001	1,123.1	251.8	243.6	238.4	309.5	331.6	2,455.9	630.9	628.8	595.3	523.1	708.7
Advanced Economies	110	706.1	145.9	145.0	142.1	200.1	218.9	1,801.4	449.4	454.0	434.3	384.0	529.1
Euro Area	163	145.5	21.8	25.2	27.8	42.8	49.7	826.7	213.9	212.5	200.4	175.0	238.8
Austria	122	0.0	0.0 r	0.0 r	0.0 r	0.0 r	0.0 r	7.7	1.9 r	2.0 r	1.9 r	1.6 r	2.3 r
Belgium	124	50.3	10.0 r	10.1 r	10.1 r	14.3 r	15.8 r	30.3	7.9 r	7.8 r	7.4 r	6.4 r	8.7 r
Cyprus	423	0.2	0.0 r	0.0 r	0.0 r	0.0 r	0.0 r
Estonia	939	0.0	0.0 r	0.0 r	0.0 r	0.0 r	0.0 r	0.4	0.1 r	0.1 r	0.1 r	0.1 r	0.1 r
Finland	172	0.0	0.0 r	0.0 r	0.0 r	0.0 r	0.0 r	2.9	0.4 r	0.6 r	0.7 r	0.7 r	1.0 r
France	132	56.1	3.7 r	7.0 r	9.9 r	17.4 r	21.8 r	617.0	165.6 r	161.8 r	150.4 r	129.6 r	175.1 r
Germany	134	0.5	0.1 r	0.1 r	0.1 r	0.1 r	0.2 r	33.6	2.9 r	5.5 r	7.3 r	8.0 r	12.7 r
Greece	174	1.8	0.5 r	0.5 r	0.4 r	0.4 r	0.5 r
Ireland	178	0.1	0.0 r	0.0 r	0.0 r	0.0 r	0.0 r	9.0	2.4 r	2.4 r	2.2 r	1.9 r	2.5 r
Italy	136	0.6	0.1 r	0.1 r	0.1 r	0.2 r	0.2 r	55.5	14.0 r	14.0 r	13.4 r	11.8 r	16.3 r
Lithuania	946	0.3	0.1 r	0.1 r	0.1 r	0.1 r	0.1 r
Luxembourg	137	0.0	0.0 r	0.0 r	0.0 r	0.0 r	0.0 r	0.6	0.2 r	0.2 r	0.2 r	0.1 r	0.2 r
Malta	181	0.4	0.1 r	0.1 r	0.1 r	0.1 r	0.1 r
Netherlands	138	0.1	0.0 r	0.0 r	0.0 r	0.0 r	0.0 r	19.2	5.2 r	5.1 r	4.7 r	4.0 r	5.4 r
Portugal	182	0.0	0.0 r	0.0 r	0.0 r	0.0 r	0.0 r	4.5	1.2 r	1.2 r	1.1 r	1.0 r	1.3 r
Slovak Republic	936	1.5	0.4 r	0.4 r	0.4 r	0.3 r	0.4 r
Slovenia	961	1.4	0.3 r	0.3 r	0.3 r	0.3 r	0.4 r
Spain	184	37.7	7.8 r	7.7 r	7.6 r	10.7 r	11.7 r	40.6	10.6 r	10.5 r	9.9 r	8.6 r	11.7 r
Australia	193	11.2	2.5 r	2.4 r	2.3 r	3.1 r	3.3 r	151.1	32.4 r	35.2 r	35.7 r	33.1 r	47.2 r
Canada	156	1.3	0.3 r	0.3 r	0.3 r	0.3 r	0.3 r	25.4	7.8 r	7.2 r	6.3 r	5.2 r	6.7 r
China,P.R.: Hong Kong	532	25.3	6.9 r	6.1 r	5.4 r	6.8 r	6.9 r	7.0	1.8 r	1.8 r	1.7 r	1.5 r	2.0 r
Czech Republic	935	5.1	1.3 r	1.3 r	1.2 r	1.1 r	1.5 r
Denmark	128	0.0	0.0 r	0.0 r	0.0 r	0.0 r	0.0 r	6.5	1.7 r	1.7 r	1.6 r	1.4 r	1.8 r
Iceland	176	0.4	0.1 r	0.1 r	0.1 r	0.1 r	0.1 r
Israel	436	0.0	0.0 r	0.0 r	0.0 r	0.0 r	0.0 r	1.0	0.2 r	0.2 r	0.2 r	0.2 r	0.3 r
Japan	158	176.1	37.9 r	37.0 r	35.7 r	49.7 r	53.8 r	79.2	22.9 r	21.7 r	19.5 r	16.4 r	21.6 r
Korea, Republic of	542	165.1	37.5 r	35.9 r	33.8 r	46.2 r	49.3 r	142.1	40.9 r	38.7 r	35.0 r	29.4 r	38.9 r
New Zealand	196	1.5	0.4 r	0.4 r	0.4 r	0.4 r	0.4 r	113.7	30.9 r	30.0 r	27.8 r	23.8 r	32.1 r
Norway	142	0.0	0.0 r	0.0 r	0.0 r	0.0 r	0.0 r	2.1	0.3 r	0.4 r	0.5 r	0.5 r	0.8 r
Singapore	576	0.7	0.2 r	0.2 r	0.2 r	0.2 r	0.2 r	247.6	43.6 r	52.6 r	57.2 r	55.6 r	82.2 r
Sweden	144	0.1	0.0 r	0.0 r	0.0 r	0.0 r	0.0 r	7.9	1.9 r	2.0 r	1.9 r	1.7 r	2.3 r
Switzerland	146	0.4	0.1 r	0.1 r	0.1 r	0.1 r	0.1 r	21.0	5.9 r	5.7 r	5.2 r	4.4 r	5.8 r
Taiwan Prov.of China	528	137.4	31.2 r	29.8 r	28.1 r	38.4 r	41.0 r	14.1	3.8 r	3.7 r	3.4 r	3.0 r	4.0 r
United Kingdom	112	0.2	0.1 r	0.0 r	0.0 r	0.1 r	0.1 r	45.7	13.4 r	12.6 r	11.3 r	9.4 r	12.4 r
United States	111	41.4	6.9 r	7.5 r	8.0 r	12.0 r	13.8 r	104.9	26.5 r	26.6 r	25.3 r	22.3 r	30.7 r
Emerg. & Dev. Economies	200	403.0	102.8	95.5	93.5	105.5	108.5	653.2	181.2	174.5	160.7	138.8	179.3
Emerg. & Dev. Asia	505	399.4	101.9	94.6	92.6	104.6	107.6	560.9	157.7	150.8	138.0	117.9	154.2
American Samoa	859	0.4	0.1 r	0.1 r	0.1 r	0.1 r	0.1 r
Bangladesh	513	3.3	0.9 r	0.9 r	0.8 r	0.7 r	0.9 r
Cambodia	522	1.4	0.3 r	0.3 r	0.3 r	0.3 r	0.3 r	0.7	0.2 r	0.2 r	0.2 r	0.1 r	0.2 r
China,P.R.: Mainland	924	341.8	88.7 r	82.0 r	80.6 r	88.6 r	90.6 r	239.3	65.2 r	63.3 r	58.5 r	50.1 r	67.4 r
Fiji	819	0.2	0.0 r	0.0 r	0.0 r	0.0 r	0.0 r	6.8	2.1 r	2.0 r	1.7 r	1.4 r	1.8 r
F.T. French Polynesia	887	1.1	0.2 r	0.2 r	0.2 r	0.3 r	0.3 r	1.8	0.5 r	0.5 r	0.4 r	0.4 r	0.5 r
India	534	44.5	10.1 r	9.7 r	9.1 r	12.4 r	13.3 r	11.0	2.5 r	2.6 r	2.6 r	2.4 r	3.4 r
Indonesia	536	0.3	0.1 r	0.1 r	0.1 r	0.1 r	0.1 r	17.4	3.6 r	3.9 r	4.1 r	3.8 r	5.5 r
Malaysia	548	0.1	0.0 r	0.0 r	0.0 r	0.0 r	0.0 r	144.2	44.9 r	41.1 r	36.0 r	29.3 r	37.7 r
Papua New Guinea	853	0.0	0.0 r	0.0 r	0.0 r	0.0 r	0.0 r	1.2	0.3 r	0.3 r	0.3 r	0.2 r	0.3 r
Philippines	566	0.0	0.0 r	0.0 r	0.0 r	0.0 r	0.0 r	12.1	2.9 r	3.0 r	3.0 r	3.0 r	3.1 r
Solomon Islands	813	0.1	0.0 r	0.0 r	0.0 r	0.0 r	0.0 r	0.7	0.2 r	0.2 r	0.2 r	0.1 r	0.2 r
Sri Lanka	524	0.9	0.2 r	0.2 r	0.2 r	0.2 r	0.2 r
Thailand	578	0.1	0.0 r	0.0 r	0.0 r	0.0 r	0.0 r	74.3	20.6 r	19.9 r	18.2 r	15.5 r	20.7 r
Vanuatu	846	3.0	0.8 r	0.7 r	0.6 r	0.8 r	0.8 r	5.0	1.5 r	1.4 r	1.3 r	1.0 r	1.3 r
Vietnam	582	0.4	0.1 r	0.1 r	0.1 r	0.1 r	0.1 r	23.1	7.1 r	6.6 r	5.8 r	4.7 r	6.1 r
Asia n.s.	598	6.0	1.4 r	1.3 r	1.2 r	1.7 r	1.8 r	19.0	4.7 r	4.7 r	4.7 r	4.7 r	4.7 r

French Territories: New Caledonia (839)

In Millions of U.S. Dollars

		Exports (FOB)						Imports (CIF)					
		2016	2015Q4	2016Q1	2016Q2	2016Q3	2016Q4	2016	2015Q4	2016Q1	2016Q2	2016Q3	2016Q4
Europe	170	0.0	0.0	0.0	0.0	0.0	0.0	44.3	11.5	11.4	10.9	9.8	12.2
Emerg. & Dev. Europe	903	0.0	0.0	0.0	0.0	0.0	0.0	41.4	10.6	10.6	10.1	9.2	11.4
Bulgaria	918	0.4	0.1 r	0.1 r	0.1 r	0.1 r	0.1 r
Croatia	960	0.1	0.0 r	0.0 r	0.0 r	0.0 r	0.0 r
Hungary	944	7.5	2.0 r	2.0 r	1.8 r	1.6 r	2.1 r
Macedonia, FYR	962	0.1	0.0 r	0.0 r	0.0 r	0.0 r	0.0 r
Poland	964	0.0	0.0 r	0.0 r	0.0 r	0.0 r	0.0 r	10.6	2.9 r	2.8 r	2.6 r	2.2 r	3.0 r
Romania	968	12.6	3.0 r	3.2 r	3.1 r	3.1 r	3.2 r
Serbia, Republic of	942	0.2	0.1 r	0.1 r	0.1 r	0.1 r	0.1 r
Turkey	186	0.0	0.0 r	0.0 r	0.0 r	0.0 r	0.0 r	9.8	2.5 r	2.5 r	2.4 r	2.1 r	2.9 r
CIS	901	0.0	0.0	0.0	0.0	0.0	0.0	2.8	0.8	0.7	0.7	0.6	0.8
Russian Federation	922	0.0	0.0 r	0.0 r	0.0 r	0.0 r	0.0 r	2.1	0.6 r	0.6 r	0.5 r	0.4 r	0.6 r
Ukraine	926	0.6	0.1 r	0.2 r	0.1 r	0.1 r	0.2 r
Europe n.s.	884	0.2	0.0 r	0.0 r	0.0 r	0.0 r	0.0 r
Mid East, N Africa, Pak	440	0.8	0.2	0.2	0.2	0.2	0.2	28.3	7.1	7.2	7.0	6.8	7.3
Egypt	469	0.4	0.1 r	0.1 r	0.1 r	0.1 r	0.1 r
Iran, I.R. of	429	0.1	0.0 r	0.0 r	0.0 r	0.0 r	0.0 r
Jordan	439	0.5	0.1 r	0.1 r	0.1 r	0.1 r	0.1 r	0.0	0.0 r	0.0 r	0.0 r	0.0 r	0.0 r
Morocco	686	0.0	0.0 r	0.0 r	0.0 r	0.0 r	0.0 r	2.9	0.7 r	0.7 r	0.7 r	0.6 r	0.8 r
Oman	449	0.1	0.0 r	0.0 r	0.0 r	0.0 r	0.0 r
Pakistan	564	0.0	0.0 r	0.0 r	0.0 r	0.0 r	0.0 r	1.6	0.5 r	0.4 r	0.4 r	0.3 r	0.5 r
Qatar	453	9.0	2.2 r	2.2 r	2.2 r	2.2 r	2.2 r
Tunisia	744	0.0	0.0 r	0.0 r	0.0 r	0.0 r	0.0 r	2.3	0.6 r	0.6 r	0.6 r	0.5 r	0.6 r
United Arab Emirates	466	0.2	0.1 r	0.1 r	0.1 r	0.1 r	0.1 r	11.8	2.8 r	3.0 r	3.0 r	3.0 r	3.0 r
Sub-Saharan Africa	603	2.1	0.5	0.5	0.5	0.5	0.5	1.4	0.4	0.4	0.4	0.3	0.4
Cameroon	622	0.1	0.0 r	0.0 r	0.0 r	0.0 r	0.0 r	0.0	0.0 r	0.0 r	0.0 r	0.0 r	0.0 r
Central African Rep.	626	0.1	0.0 r	0.0 r	0.0 r	0.0 r	0.0 r
Côte d'Ivoire	662	0.1	0.0 r	0.0 r	0.0 r	0.0 r	0.0 r	0.0	0.0 r	0.0 r	0.0 r	0.0 r	0.0 r
Ethiopia	644	0.2	0.0 r	0.0 r	0.0 r	0.0 r	0.0 r
Gabon	646	0.1	0.0 r	0.0 r	0.0 r	0.0 r	0.0 r	0.0	0.0 r	0.0 r	0.0 r	0.0 r	0.0 r
Ghana	652	0.1	0.0 r	0.0 r	0.0 r	0.0 r	0.0 r
Kenya	664	1.3	0.3 r	0.3 r	0.3 r	0.3 r	0.3 r	0.0	0.0 r	0.0 r	0.0 r	0.0 r	0.0 r
Madagascar	674	0.2	0.0 r	0.0 r	0.0 r	0.0 r	0.0 r	0.3	0.1 r	0.1 r	0.1 r	0.1 r	0.1 r
Mali	678	0.2	0.1 r	0.1 r	0.1 r	0.1 r	0.1 r	0.0	0.0 r	0.0 r	0.0 r	0.0 r	0.0 r
Mauritius	684	0.1	0.0 r	0.0 r	0.0 r	0.0 r	0.0 r	0.1	0.0 r	0.0 r	0.0 r	0.0 r	0.0 r
Senegal	722	0.1	0.0 r	0.0 r	0.0 r	0.0 r	0.0 r	0.0	0.0 r	0.0 r	0.0 r	0.0 r	0.0 r
Seychelles	718	0.0	0.0 r	0.0 r	0.0 r	0.0 r	0.0 r	0.1	0.0 r	0.0 r	0.0 r	0.0 r	0.0 r
Sierra Leone	724	0.1	0.0 r	0.0 r	0.0 r	0.0 r	0.0 r
South Africa	199	0.1	0.0 r	0.0 r	0.0 r	0.0 r	0.0 r
Swaziland	734	0.2	0.1 r	0.1 r	0.1 r	0.1 r	0.1 r
Western Hemisphere	205	0.7	0.2	0.2	0.2	0.2	0.2	18.3	4.6	4.7	4.5	4.0	5.1
Argentina	213	0.6	0.0 r	0.1 r	0.1 r	0.1 r	0.2 r
Bolivia	218	0.1	0.0 r	0.0 r	0.0 r	0.0 r	0.0 r
Brazil	223	0.5	0.1 r	0.1 r	0.1 r	0.1 r	0.1 r	8.9	2.2 r	2.2 r	2.1 r	1.9 r	2.6 r
Chile	228	0.0	0.0 r	0.0 r	0.0 r	0.0 r	0.0 r	1.4	0.4 r	0.4 r	0.4 r	0.3 r	0.4 r
Colombia	233	0.1	0.0 r	0.0 r	0.0 r	0.0 r	0.0 r
Costa Rica	238	0.0	0.0 r	0.0 r	0.0 r	0.0 r	0.0 r	0.9	0.3 r	0.3 r	0.2 r	0.2 r	0.2 r
Dominican Republic	243	0.1	0.0 r	0.0 r	0.0 r	0.0 r	0.0 r	0.1	0.0 r	0.0 r	0.0 r	0.0 r	0.0 r
Ecuador	248	0.1	0.0 r	0.0 r	0.0 r	0.0 r	0.0 r
Mexico	273	4.2	1.0 r	1.1 r	1.0 r	1.0 r	1.1 r
Peru	293	1.7	0.5 r	0.5 r	0.4 r	0.4 r	0.5 r
Other Countries n.i.e	910	0.0	0.0	0.0	0.0	0.0	0.0	0.5	0.1	0.1	0.1	0.1	0.1
Cuba	928	0.3	0.1 r	0.1 r	0.1 r	0.1 r	0.1 r
Korea, Dem. People's Rep.	954	0.0	0.0 r	0.0 r	0.0 r	0.0 r	0.0 r	0.2	0.1 r	0.1 r	0.1 r	0.0 r	0.1 r
Special Categories	899	0.2	0.0 r	0.0 r	0.0 r	0.0 r	0.1 r
Countries & Areas n.s.	898	13.8	3.1 r	3.0 r	2.8 r	3.9 r	4.1 r	0.8	0.2 r	0.2 r	0.2 r	0.2 r	0.2 r
Memorandum Items													
Africa	605	2.2	0.5	0.5	0.5	0.5	0.5	6.6	1.7	1.7	1.6	1.4	1.9
Middle East	405	0.7	0.2	0.2	0.2	0.2	0.2	21.5	5.3	5.4	5.4	5.3	5.4
European Union	998	145.8	21.9	25.3	27.9	42.9	49.8	923.0	240.4	238.1	224.1	195.6	265.2

French Territories: New Caledonia (839)

In Millions of U.S. Dollars

		Exports (FOB)						Imports (CIF)					
		2016	2015Q4	2016Q1	2016Q2	2016Q3	2016Q4	2016	2015Q4	2016Q1	2016Q2	2016Q3	2016Q4
Export earnings: fuel	080	0.3	0.1	0.1	0.1	0.1	0.1	23.5	5.8	5.9	5.9	5.8	5.9
Export earnings: nonfuel	092	1,122.8	251.8	243.5	238.3	309.4	331.5	2,432.4	625.1	622.8	589.5	517.3	702.8

Gabon (646)

In Millions of U.S. Dollars

		Exports (FOB)						Imports (CIF)					
		2016	2015Q4	2016Q1	2016Q2	2016Q3	2016Q4	2016	2015Q4	2016Q1	2016Q2	2016Q3	2016Q4
IFS World	
World	001	6,152.5	1,780.6	1,439.0	1,571.7	1,551.9	1,589.9	2,429.0	897.0	547.1	566.4	732.0	583.5
Advanced Economies	110	4,888.9	1,512.6	1,174.9	1,249.9	1,287.5	1,176.6	1,521.0	419.0	339.2	343.8	482.6	355.4
Euro Area	163	1,231.0	516.6	272.8	350.7	341.0	266.4	1,149.3	303.1	281.9	289.0	278.7	299.6
Austria	122	0.1	0.0 r	0.1 r	0.0 r	0.0 r	0.5	0.5 r	0.2 r	0.2 r	0.1 r	0.1 r
Belgium	124	51.0	18.6 r	12.0 r	15.6 r	12.7 r	10.7 r	353.4	68.2 r	78.0 r	88.4 r	83.4 r	103.6 r
Cyprus	423	0.1	0.0 r	0.1 r	0.0 r
Finland	172	0.0	0.0 r	0.0 r	3.7	1.0 r	1.0 r	0.9 r	0.9 r	0.9 r
France	132	172.7	52.3 r	44.7 r	47.8 r	57.5 r	22.7 r	591.7	170.7 r	152.0 r	148.2 r	144.6 r	146.9 r
Germany	134	1.0	1.0 r	0.6 r	0.1 r	0.1 r	0.3 r	26.9	9.5 r	6.9 r	8.1 r	5.6 r	6.3 r
Greece	174	8.1	0.6 r	0.7 r	2.2 r	1.1 r	4.2 r	4.6	0.1 r	0.2 r	2.7 r	1.6 r	0.2 r
Ireland	178	330.9	82.7 r	82.7 r	82.8 r	82.7 r	82.7 r	0.7	0.3 r	0.1 r	0.1 r	0.1 r	0.4 r
Italy	136	303.6	57.0 r	52.3 r	92.6 r	77.6 r	81.2 r	58.1	17.1 r	13.9 r	13.8 r	14.4 r	16.1 r
Lithuania	946	0.0	0.0 r	0.1	0.1 r	0.0 r	0.0 r	0.0 r	0.0 r
Luxembourg	137	0.9	1.4 r	0.3 r	0.2 r	0.3 r	0.1 r
Malta	181	0.1	0.0 r	0.0 r	0.1	0.8 r	0.0 r	0.0 r	0.0 r
Netherlands	138	211.6	248.7 r	24.5 r	100.3 r	75.9 r	10.9 r	51.6	18.4 r	14.5 r	10.8 r	12.6 r	13.6 r
Portugal	182	27.4	1.0 r	1.1 r	0.5 r	25.4 r	0.5 r	15.7	3.4 r	4.8 r	5.2 r	3.3 r	2.4 r
Slovenia	961	0.5	0.1 r	0.2 r	0.1 r	0.1 r	0.1 r
Spain	184	124.3	54.8 r	54.3 r	8.7 r	8.0 r	53.3 r	40.7	11.6 r	9.9 r	10.3 r	11.7 r	8.9 r
Australia	193	226.0	29.4 r	46.3 r	37.8 r	74.2 r	67.7 r	160.7	0.3 r	0.3 r	0.6 r	159.4 r	0.3 r
Canada	156	0.5	0.2 r	0.2 r	0.0 r	0.1 r	0.1 r	5.8	6.7 r	0.9 r	1.9 r	1.5 r	1.6 r
China,P.R.: Hong Kong	532	19.9	4.9 r	5.2 r	4.7 r	5.3 r	4.7 r	20.6	3.3 r	2.8 r	1.8 r	5.0 r	10.9 r
Czech Republic	935	0.0	0.8 r	0.0 r	0.0 r	0.3	0.3 r	0.1 r	0.1 r	0.1 r	0.0 r
Denmark	128	0.5	0.1 r	0.1 r	0.2 r	0.2 r	0.1 r	1.6	1.0 r	0.6 r	0.4 r	0.3 r	0.3 r
Iceland	176	0.0	0.0 r	0.0 r	0.3	0.1 r	0.1 r	0.1 r	0.1 r	0.1 r
Israel	436	0.2	0.0 r	0.0 r	0.0 r	0.0 r	0.0 r	5.9	1.7 r	0.9 r	3.1 r	1.2 r	0.7 r
Japan	158	12.9	8.2 r	8.3 r	0.3 r	3.0 r	1.3 r	30.5	9.2 r	9.0 r	6.1 r	10.3 r	5.2 r
Korea, Republic of	542	395.8	61.1 r	103.1 r	131.0 r	101.9 r	59.7 r	18.6	10.2 r	6.7 r	5.4 r	2.8 r	3.6 r
New Zealand	196	0.2	0.1 r	0.1 r	0.0 r	0.1 r	1.7	0.8 r	0.5 r	0.2 r	0.6 r	0.4 r
Norway	142	61.0	27.2 r	10.9 r	12.2 r	12.5 r	25.4 r	1.6	0.6 r	0.2 r	0.6 r	0.4 r	0.3 r
Singapore	576	2.4	0.0 r	0.0 r	0.2 r	1.9 r	0.2 r	5.5	2.4 r	1.4 r	1.2 r	0.9 r	2.0 r
Sweden	144	12.9	0.0 r	0.0 r	0.0 r	12.9 r	3.3	1.2 r	1.2 r	0.3 r	1.3 r	0.5 r
Switzerland	146	56.1	18.0 r	10.9 r	10.1 r	15.9 r	19.1 r	0.3	0.1 r	0.1 r	0.1 r	0.1 r	0.1 r
Taiwan Prov. of China	528	1.1 e	0.5 e	0.4 e	0.2 e	0.2 e	0.2 e	1.4 e	0.5 e	0.3 e	0.3 e	0.2 e	0.5 e
United Kingdom	112	116.8	63.9 r	26.1 r	26.9 r	33.6 r	30.2 r	24.9	9.3 r	5.6 r	8.4 r	4.5 r	6.4 r
United States	111	2,751.8	781.5 r	690.2 r	675.7 r	697.5 r	688.4 r	88.5	68.0 r	26.4 r	24.1 r	15.1 r	23.0 r
Emerg. & Dev. Economies	200	1,263.5	267.9	264.2	321.7	264.4	413.3	906.5	477.4	207.6	222.3	248.9	227.8
Emerg. & Dev. Asia	505	1,048.2	213.4	218.1	281.0	215.8	333.3	556.3	330.6	125.1	139.0	152.1	140.1
Bangladesh	513	0.3	0.1 r	0.1 r	0.1 r	0.1 r	0.1 r
Brunei Darussalam	516	0.0	0.0 r	0.0 r	0.0 r	0.0 r	0.0 r	0.1	0.0 r	0.0 r	0.0 r	0.0 r	0.0 r
China,P.R.: Mainland	924	875.4	177.9 r	199.3 r	233.0 r	167.0 r	276.1 r	305.9	274.7 r	76.2 r	75.1 r	74.5 r	80.2 r
India	534	15.6	7.2 r	2.3 r	9.4 r	1.4 r	2.5 r	67.4	14.6 r	14.6 r	22.1 r	14.6 r	16.1 r
Indonesia	536	0.1	0.0 r	0.0 r	0.0 r	0.0 r	0.0 r	16.6	5.2 r	3.5 r	3.9 r	5.2 r	4.0 r
Malaysia	548	151.8	27.0 r	15.3 r	36.6 r	46.1 r	53.7 r	67.7	10.3 r	6.9 r	16.2 r	25.0 r	19.6 r
Sri Lanka	524	0.0	0.0 r	0.0 r	0.0 r	0.0 r	0.2	0.0 r	0.0 r	0.1 r	0.1 r
Thailand	578	2.5	0.3 r	0.5 r	1.2 r	0.6 r	0.2 r	88.5	21.4 r	21.7 r	19.4 r	29.7 r	17.8 r
Vietnam	582	2.9	1.0 r	0.7 r	0.7 r	0.7 r	0.8 r	8.7	3.8 r	2.0 r	2.0 r	2.6 r	2.1 r
Asia n.s.	598	1.0	0.4 r	0.2 r	0.2 r	0.3 r	0.2 r
Europe	170	59.1	3.0	9.2	1.1	12.0	36.8	35.7	10.2	5.9	10.1	7.6	12.1
Emerg. & Dev. Europe	903	13.2	3.0	9.1	0.8	0.7	2.6	27.1	9.4	5.8	6.6	5.5	9.2
Bulgaria	918	0.4	0.1 r	0.1 r	0.1 r	0.1 r	0.1 r
Croatia	960	0.3	0.1 r	0.1 r	0.1 r	0.1 r	0.1 r
Hungary	944	0.1	0.0 r	0.0 r	0.0 r	0.0 r	0.0 r	0.1	0.0 r	0.0 r	0.0 r	0.0 r	0.0 r
Montenegro	943	0.2 e	0.0 e	0.2 e	0.0	0.0 r	0.0 r	0.0 r	0.0 r	0.0 r
Poland	964	11.6	2.7 r	8.8 r	0.3 r	0.5 r	2.0 r	6.2	1.8 r	1.7 r	1.3 r	1.5 r	1.7 r
Romania	968	0.4	0.0 r	0.0 r	0.0 r	0.0 r	0.4 r	0.0	0.0 r	0.0 r	0.0 r	0.0 r	0.0 r
Serbia, Republic of	942	0.4	0.1 r	0.1 r	0.1 r	0.1 r	0.1 r	2.0	0.8 r	0.2 r	0.5 r	0.6 r	0.6 r
Turkey	186	0.5	0.2 r	0.1 r	0.1 r	0.1 r	0.1 r	18.1	6.7 r	3.7 r	4.6 r	3.2 r	6.7 r

Gabon (646)

In Millions of U.S. Dollars

		Exports (FOB)						Imports (CIF)					
		2016	2015Q4	2016Q1	2016Q2	2016Q3	2016Q4	2016	2015Q4	2016Q1	2016Q2	2016Q3	2016Q4
CIS	901	45.9	0.0	0.1	0.3	11.2	34.3	8.6	0.8	0.1	3.5	2.0	3.0
Armenia	911	0.0	0.0 r	0.2 e	0.0 e	0.2 e
Belarus	913	0.2	0.2 r
Moldova	921	0.2	0.1 r	0.0 r	0.0 r	0.1 r	0.1 r
Russian Federation	922	44.7	0.0 r	0.1 r	0.1 r	11.2 r	33.3 r	0.2	0.1 r	0.0 r	0.1 r	0.0 r	0.0 r
Ukraine	926	1.2	0.2 r	0.0 r	1.0 r	7.8	0.6 r	3.4 r	1.7 r	2.7 r
Mid East, N Africa, Pak	440	29.1	9.4	7.0	7.5	6.8	7.9	64.5	31.6	15.3	14.8	18.4	15.9
Algeria	612	0.0	0.0 r	0.0 r	0.0 r	0.0 r	0.0 r	0.1	0.0 r	0.0 r	0.0 r	0.0 r	0.0 r
Bahrain, Kingdom of	419	0.0	0.0 r	0.0 r	0.0 r	0.0 r	0.0 r	0.1	0.1 r	0.0 r	0.0 r	0.0 r	0.0 r
Egypt	469	0.4	0.1 r	0.1 r	0.1 r	0.1 r	0.1 r	2.1	2.6 r	0.5 r	0.5 r	0.6 r	0.5 r
Jordan	439	0.1	0.1 r	0.1 r	0.0	0.1 r	0.0 r
Kuwait	443	0.0	0.0 r	0.0 r	0.0 r	0.0 r	0.0 r	0.7	0.3 r	0.2 r	0.2 r	0.2 r	0.2 r
Lebanon	446	1.5	0.4 r	0.4 r	0.5 r	0.3 r	0.4 r	5.1	1.4 r	1.5 r	1.1 r	0.8 r	1.8 r
Libya	672	5.9	2.0 r	1.4 r	1.5 r	1.4 r	1.6 r	0.0	0.0 r	0.0 r	0.0 r	0.0 r	0.0 r
Mauritania	682	4.6	1.5 r	1.1 r	1.2 r	1.1 r	1.2 r	0.9	0.4 r	0.2 r	0.2 r	0.3 r	0.2 r
Morocco	686	7.2	2.1 r	1.7 r	1.8 r	1.7 r	2.0 r	14.6	9.8 r	3.4 r	3.3 r	4.4 r	3.5 r
Oman	449	0.0	0.0 r	0.0 r	0.0 r	0.0 r	0.0 r	0.3	0.1 r	0.1 r	0.1 r	0.1 r	0.1 r
Qatar	453	0.9	0.3 r	0.2 r	0.2 r	0.2 r	0.3 r	0.2	0.1 r	0.1 r	0.1 r	0.1 r	0.1 r
Saudi Arabia	456	2.7	0.9 r	0.7 r	0.7 r	0.6 r	0.7 r	0.7	0.3 r	0.2 r	0.2 r	0.2 r	0.2 r
Syrian Arab Republic	463	0.1	0.0 r	0.0 r	0.0 r	0.0 r	0.0 r	2.0	0.9 r	0.5 r	0.5 r	0.6 r	0.5 r
Tunisia	744	1.8	0.5 r	0.4 r	0.5 r	0.4 r	0.5 r	9.0	2.9 r	2.2 r	2.2 r	2.4 r	2.2 r
United Arab Emirates	466	3.9	1.3 r	0.9 r	1.0 r	0.9 r	1.1 r	28.5	12.5 r	6.6 r	6.5 r	8.6 r	6.7 r
Sub-Saharan Africa	603	124.6	41.3	29.3	31.5	29.2	34.6	190.9	75.9	46.0	44.1	55.9	44.9
Angola	614	1.7	0.6 r	0.4 r	0.4 r	0.4 r	0.5 r	2.5	1.1 r	0.6 r	0.6 r	0.8 r	0.6 r
Benin	638	21.4	7.2 r	5.1 r	5.5 r	5.0 r	5.8 r	24.3	10.7 r	5.6 r	5.6 r	7.4 r	5.8 r
Cameroon	622	9.1	3.1 r	2.2 r	2.3 r	2.1 r	2.5 r	51.8	22.8 r	12.0 r	11.9 r	15.7 r	12.3 r
Central African Rep.	626	3.4	1.2 r	0.8 r	0.9 r	0.8 r	0.9 r	0.0	0.0 r	0.0 r	0.0 r	0.0 r	0.0 r
Chad	628	2.2	0.7 r	0.5 r	0.5 r	0.5 r	0.6 r	0.0	0.0 r	0.0 r	0.0 r	0.0 r	0.0 r
Congo, Dem. Rep. of	636	6.4	2.1 r	1.5 r	1.6 r	1.5 r	1.7 r	0.0	0.0 r	0.0 r	0.0 r	0.0 r	0.0 r
Congo, Republic of	634	24.9	8.5 r	5.9 r	6.4 r	5.8 r	6.8 r	19.4	8.5 r	4.5 r	4.4 r	5.9 r	4.6 r
Côte d'Ivoire	662	0.2	0.1 r	0.1 r	0.1 r	0.1 r	0.1 r	5.2	2.3 r	1.2 r	1.2 r	1.6 r	1.2 r
Equatorial Guinea	642	13.4	4.5 r	3.2 r	3.4 r	3.1 r	3.7 r	7.1	3.1 r	1.6 r	1.6 r	2.1 r	1.7 r
Gambia, The	648	11.9	4.0 r	2.8 r	3.0 r	2.8 r	3.2 r
Ghana	652	0.9	0.3 r	0.2 r	0.2 r	0.2 r	0.3 r	3.6	1.6 r	0.8 r	0.8 r	1.1 r	0.8 r
Guinea	656	15.7	5.3 r	3.7 r	4.0 r	3.7 r	4.3 r	0.0	0.0 r	0.0 r	0.0 r	0.0 r	0.0 r
Kenya	664	0.0	0.0 r	0.0 r	0.0 r	0.0 r	0.0 r	0.3	0.1 r	0.1 r	0.1 r	0.1 r	0.1 r
Liberia	668	0.1	0.0 r	0.0 r	0.0 r	0.0 r	0.0 r
Madagascar	674	0.0	0.0 r	0.0 r	0.0 r	0.0 r	0.0 r	0.1	0.0 r	0.0 r	0.0 r	0.0 r	0.0 r
Malawi	676	0.1	0.0 r	0.0 r	0.0 r	0.0 r	0.0 r
Mali	678	0.4	0.1 r	0.1 r	0.1 r	0.1 r	0.1 r	0.0	0.0 r	0.0 r	0.0 r	0.0 r	0.0 r
Mozambique	688	0.0	0.0 r	0.0 r	0.0 r	0.0 r	0.0 r	0.1	0.0 r	0.0 r	0.0 r	0.0 r	0.0 r
Namibia	728	0.1	0.0 r	0.0 r	0.0 r	0.0 r	0.0 r	2.1	0.9 r	0.5 r	0.5 r	0.6 r	0.5 r
Niger	692	1.7	0.6 r	0.4 r	0.4 r	0.4 r	0.5 r	0.0	0.0 r	0.0 r	0.0 r	0.0 r	0.0 r
Nigeria	694	2.3	0.8 r	0.5 r	0.6 r	0.5 r	0.6 r	8.4	3.7 r	1.9 r	1.9 r	2.5 r	2.0 r
São Tomé & Príncipe	716	1.2	0.4 r	0.3 r	0.3 r	0.3 r	0.3 r	0.0	0.0 r	0.0 r	0.0 r	0.0 r	0.0 r
Senegal	722	0.1	0.0 r	0.0 r	0.0 r	0.0 r	0.0 r	10.0	5.2 r	2.3 r	2.3 r	3.0 r	2.4 r
South Africa	199	7.4	1.6 r	1.4 r	1.6 r	1.8 r	2.6 r	52.0	14.0 r	13.9 r	12.2 r	13.9 r	12.1 r
Swaziland	734	0.1	0.0 r	0.0 r	0.0 r	0.0 r	0.0 r
Tanzania	738	0.1	0.0 r	0.0 r	0.0 r	0.0 r	0.0 r	0.0	0.0 r	0.0 r	0.0 r	0.0 r	0.0 r
Togo	742	3.7	1.6 r	0.9 r	0.9 r	1.1 r	0.9 r
Uganda	746	0.1	0.0 r	0.0 r	0.0 r	0.0 r	0.0 r	0.0	0.0 r	0.0 r	0.0 r	0.0 r	0.0 r
Zambia	754	0.1	0.1 r	0.0 r	0.0 r	0.0 r	0.0 r	0.0 r
Western Hemisphere	205	2.5	0.8	0.6	0.6	0.6	0.6	59.2	29.1	15.3	14.2	14.9	14.7
Antigua and Barbuda	311	0.1	0.0 r	0.0 r	0.0 r	0.0 r	0.0 r	0.0	0.0 r	0.0 r	0.0 r	0.0 r	0.0 r
Argentina	213	0.1	0.0 r	0.0 r	0.0 r	0.0 r	0.0 r	12.5	3.1 r	3.1 r	3.1 r	3.1 r	3.1 r
Barbados	316	0.1 e	0.0 e	0.0 e	0.0 e	0.0 e	0.0 e	0.0 e	0.0 e	0.0 e	0.0 e	0.0 e
Brazil	223	0.0	0.0 r	0.0 r	0.0 r	0.0 r	0.0 r	31.9	20.0 r	8.8 r	7.7 r	7.5 r	8.0 r
Chile	228	0.4	0.1 r	0.1 r	0.1 r	0.1 r	0.1 r
Colombia	233	0.0	0.0 r	0.0 r	0.0 r	0.0 r	0.0 r	0.0	0.1 r	0.0 r	0.0 r	0.0 r	0.0 r
Dominican Republic	243	0.1	0.0 r	0.0 r	0.0 r	0.0 r	0.0 r	0.0 e	0.0 e	0.0 e	0.0 e	0.0 e	0.0 e

Gabon (646)

In Millions of U.S. Dollars

		Exports (FOB)						Imports (CIF)					
		2016	2015Q4	2016Q1	2016Q2	2016Q3	2016Q4	2016	2015Q4	2016Q1	2016Q2	2016Q3	2016Q4
Ecuador	248	0.0	0.1 r	0.0 r	0.0 r	0.0 r	0.0 r	0.1 r
Mexico	273	1.9	0.5 r	0.5 r	0.5 r	0.5 r	0.5 r	2.8	0.7 r	0.7 r	0.7 r	0.7 r	0.7 r
Netherlands Antilles	353	0.1	0.0 r	0.0 r	0.0 r	0.0 r	0.0 r	0.0	0.0 r	0.0 r	0.0 r	0.0 r	0.0 r
Paraguay	288	3.5	1.5 r	0.8 r	0.8 r	1.0 r	0.8 r
Peru	293	0.2	0.1 r	0.0 r	0.0 r	0.1 r	0.0 r
Trinidad and Tobago	369	0.1	0.0 r	0.0 r	0.0 r	0.0 r	0.0 r
Uruguay	298	0.2	0.1 r	0.0 r	0.0 r	0.0 r	0.0 r	7.5	3.3 r	1.7 r	1.7 r	2.3 r	1.8 r
Venezuela, Rep. Bol.	299	0.0	0.0 r	0.0 r	0.0 r	0.0 r	0.0 r	0.1	0.0 r	0.0 r	0.0 r	0.0 r	0.0 r
Other Countries n.i.e	910	0.1	0.0	0.0	0.0	0.0	0.0	1.4	0.6	0.3	0.3	0.4	0.3
Korea, Dem. People's Rep.	954	0.1	0.0 r	0.0 r	0.0 r	0.0 r	0.0 r	1.4	0.6 r	0.3 r	0.3 r	0.4 r	0.3 r
Memorandum Items													
Africa	605	138.2	45.5	32.5	34.9	32.4	38.3	215.5	89.0	51.7	49.8	63.1	50.8
Middle East	405	15.5	5.2	3.7	4.0	3.6	4.2	39.9	18.5	9.5	9.1	11.3	10.0
European Union	998	1,373.4	584.1	307.9	378.0	375.4	312.1	1,186.4	316.9	291.4	299.7	286.6	308.7
Export earnings: fuel	080	102.7	19.9	13.9	14.9	24.8	49.1	68.6	30.3	15.9	15.8	20.7	16.2
Export earnings: nonfuel	092	6,049.8	1,760.7	1,425.1	1,556.8	1,527.1	1,540.8	2,360.4	866.7	531.3	550.6	711.2	567.3

Gambia, The (648)

In Millions of U.S. Dollars

		Exports (FOB)						Imports (CIF)					
		2016	2015Q4	2016Q1	2016Q2	2016Q3	2016Q4	2016	2015Q4	2016Q1	2016Q2	2016Q3	2016Q4
IFS World	
World	001	152.8	26.4	30.6	38.9	42.7	40.6	291.4	75.9	71.7	75.1	72.9	71.7
Advanced Economies	110	3.7	0.4	0.7	1.3	1.1	0.6	98.1	26.9	25.2	25.9	25.2	21.9
Euro Area	163	1.3	0.2	0.2	0.2	0.5	0.4	63.8	17.2	16.8	18.2	16.4	12.4
Belgium	124	0.0	0.0 r	0.0 r	0.0 r	0.0 r	0.0 r	24.2	5.8 r	6.7 r	7.5 r	5.9 r	4.2 r
Cyprus	423	0.0	0.1 r	0.0 r	0.0 r
Finland	172	0.0	0.0 r	0.0 r	0.0 r	0.0 r	0.6	0.4 r	0.1 r	0.2 r	0.2 r	0.2 r
France	132	0.2	0.0 r	0.1 r	0.0 r	0.0 r	0.0 r	7.6	2.8 r	2.5 r	1.3 r	2.7 r	1.1 r
Germany	134	0.0	0.0 r	0.0 r	0.0 r	0.0 r	0.0 r	6.7	2.2 r	1.9 r	1.7 r	1.6 r	1.5 r
Ireland	178	0.1	0.0 r	0.0 r	0.0 r	0.0 r	0.0 r
Italy	136	0.0	0.0 r	0.0 r	0.0 r	0.0 r	1.7	0.8 r	0.3 r	0.4 r	0.6 r	0.3 r
Latvia	941	0.8	0.2 r	0.2 r	0.2 r	0.2 r	0.2 r
Netherlands	138	0.3	0.0 r	0.1 r	0.1 r	0.1 r	0.1 r	8.4	2.4 r	1.9 r	1.9 r	2.5 r	2.1 r
Portugal	182	0.4	0.1 r	0.2 r	0.3 r	0.1	0.0 r	0.0 r	0.0 r	0.0 r	0.0 r
Slovenia	961	0.3	0.0 r	0.0 r	0.0 r	0.0 r	0.2 r
Spain	184	0.4	0.0 r	0.1 r	0.1 r	0.2 r	0.0 r	13.1	2.4 r	3.1 r	5.0 r	2.6 r	2.4 r
Canada	156	0.9	0.1 r	0.2 r	0.2 r	0.3 r	0.3 r
China,P.R.: Hong Kong	532	0.1	0.0 r	0.0 r	0.0 r	0.0 r	0.0 r	0.9	0.1 r	0.1 r	0.3 r	0.4 r	0.1 r
Denmark	128	0.0	0.0 r	1.6	0.5 r	0.3 r	0.3 r	0.5 r	0.5 r
Iceland	176	0.6	0.0 r	0.0 r	0.5 r
Israel	436	0.2	0.0 r	0.1 r	0.0 r	0.0 r	0.0 r	0.0	0.0 r	0.0 r
Japan	158	0.0 r	1.1	0.2 r	0.3 r	0.3 r	0.2 r	0.4 r
Korea, Republic of	542	0.3	0.0 r	0.0 r	0.1 r	0.1 r	0.1 r	1.4	0.1 r	0.0 r	0.1 r	0.1 r	1.2 r
New Zealand	196	0.0	0.0 r	0.0 r	0.0 r	0.0 r	0.0 r	0.1	0.0 r	0.0 r	0.0 r	0.0 r	0.0 r
Norway	142	0.2	0.1 r	0.0 r	0.0 r	0.0 r	0.1 r
Singapore	576	0.0	0.0 r	0.0 r	0.0 r	0.0 r	3.8	1.0 r	0.9 r	0.9 r	1.0 r	1.0 r
Sweden	144	0.0	0.0 r	0.0 r	0.0 r	0.0 r	0.0 r	1.6	0.4 r	0.3 r	0.3 r	0.5 r	0.5 r
Switzerland	146	4.5	2.1 r	1.0 r	1.1 r	1.3 r	1.1 r
Taiwan Prov.of China	528	0.3 e	0.0 e	0.3 e	0.0 e	0.5 e	0.1 e	0.0 e	0.1 e	0.2 e	0.1 e
United Kingdom	112	1.4	0.1 r	0.2 r	0.6 r	0.5 r	0.1 r	9.8	3.2 r	2.6 r	2.4 r	2.4 r	2.5 r
United States	111	0.1	0.1 r	0.0 r	0.1 r	0.0 r	0.0 r	7.3	1.8 r	2.6 r	1.6 r	1.9 r	1.2 r
Vatican	187	0.1	0.0 r	0.0 r	0.0 r	0.0 r	0.0 r
Emerg. & Dev. Economies	200	149.1	26.1	29.9	37.6	41.6	40.0	193.1	48.9	46.5	49.2	47.6	49.8
Emerg. & Dev. Asia	505	25.3	2.4	2.8	5.7	9.3	7.5	72.7	19.3	19.8	17.7	19.2	16.1
China,P.R.: Mainland	924	17.9	1.5 r	2.4 r	5.0 r	5.0 r	5.6 r	31.1	7.8 r	6.8 r	8.8 r	8.7 r	6.8 r
India	534	5.2	0.7 r	0.1 r	0.3 r	3.9 r	1.0 r	15.9	3.6 r	5.6 r	2.7 r	3.8 r	3.7 r
Indonesia	536	8.7	1.3 r	2.3 r	2.3 r	2.3 r	1.8 r
Malaysia	548	9.8	4.6 r	2.9 r	2.4 r	2.5 r	2.0 r
Maldives	556	0.2 e	0.1 e	0.1 e	0.1 e	0.1 e
Micronesia	868	0.5 e	0.0 e	0.0 e	0.0 e	0.0 e	0.5 e
Myanmar	518	0.3 e	0.1 e	0.1 e	0.1 e	0.1 e	0.1 e
Thailand	578	0.0	0.0 r	0.0 r	0.0 r	0.0 r	0.0 r	6.0	1.8 r	1.8 r	1.2 r	1.6 r	1.4 r
Vietnam	582	1.1	0.1 r	0.2 r	0.3 r	0.3 r	0.3 r	0.7	0.2 r	0.2 r	0.2 r	0.2 r	0.2 r
Asia n.s.	598	0.5	0.1 r	0.1 r	0.1 r	0.1 r	0.1 r
Europe	170	0.0	0.0	0.0	0.0	0.0	0.0	12.2	1.6	1.9	2.1	1.9	6.4
Emerg. & Dev. Europe	903	0.0	0.0	0.0	0.0	0.0	0.0	7.6	1.5	1.9	2.1	1.8	1.8
Poland	964	1.3	0.1 r	0.3 r	0.2 r	0.2 r	0.5 r
Turkey	186	0.0	0.0 r	6.3	1.4 r	1.5 r	1.9 r	1.6 r	1.3 r
CIS	901	0.0	0.0	0.0	0.0	0.0	0.0	4.6	0.0	0.0	0.0	0.0	4.5
Russian Federation	922	0.0	0.0 r	4.6	0.0 r	4.5 r
Mid East, N Africa, Pak	440	0.5	0.0	0.1	0.1	0.2	0.2	15.1	3.8	3.6	4.0	4.1	3.4
Algeria	612	0.2	0.0 r	0.0 r	0.1 r	0.1 r	0.0 r
Egypt	469	0.3	0.1 r	0.1 r	0.1 r	0.1 r	0.1 r
Lebanon	446	0.5	0.2 r	0.2 r	0.1 r	0.1 r	0.1 r
Morocco	686	0.4	0.1 r	0.1 r	0.1 r	0.1 r	0.1 r
Pakistan	564	0.0	0.0 r	0.0 r	0.0 r	0.0 r	0.0 r	6.0	1.5 r	1.4 r	1.6 r	1.6 r	1.3 r
Qatar	453	0.1	0.0 r	0.0 r	0.0 r	0.0 r	0.0 r
Saudi Arabia	456	0.5	0.1 r	0.1 r	0.1 r	0.1 r	0.1 r
Tunisia	744	0.3	0.1 r	0.1 r	0.1 r	0.1 r	0.1 r
United Arab Emirates	466	0.5	0.0 r	0.1 r	0.1 r	0.1 r	0.1 r	6.8	1.5 r	1.5 r	1.8 r	1.9 r	1.6 r

Gambia, The (648)

In Millions of U.S. Dollars

		Exports (FOB)						Imports (CIF)					
		2016	2015Q4	2016Q1	2016Q2	2016Q3	2016Q4	2016	2015Q4	2016Q1	2016Q2	2016Q3	2016Q4
Sub-Saharan Africa	603	123.2	23.6	27.0	31.8	32.1	32.3	55.8	14.6	13.3	15.1	15.1	12.3
Burkina Faso	748	0.1	0.0 r	0.0 r	0.0 r	0.0 r	0.0 r
Côte d'Ivoire	662	37.7	9.8 r	9.1 r	10.3 r	10.2 r	8.2 r
Ghana	652	0.0	0.0 r	0.0 r	0.0 r	0.0 r	0.0 r	0.6	0.1 r	0.1 r	0.2 r	0.2 r	0.1 r
Guinea	656	37.6	6.8 r	8.0 r	9.8 r	9.9 r	10.0 r	0.4	0.1 r	0.1 r	0.1 r	0.1 r	0.1 r
Guinea-Bissau	654	9.2	0.8 r	1.5 r	2.5 r	2.6 r	2.6 r	0.0	0.0 r	0.0 r	0.0 r	0.0 r	0.0 r
Mali	678	55.6	11.3 r	12.5 r	14.3 r	14.4 r	14.5 r	0.1	0.0 r	0.0 r	0.0 r	0.0 r	0.0 r
Niger	692	0.6	0.1 r	0.1 r	0.2 r	0.2 r	0.2 r	0.0	0.0 r	0.0 r	0.0 r	0.0 r	0.0 r
Nigeria	694	0.1	0.0 r	0.0 r	0.0 r	0.0 r	0.0 r	0.3	0.1 r	0.1 r	0.1 r	0.1 r	0.1 r
Senegal	722	18.8	4.5 r	4.6 r	4.7 r	4.7 r	4.7 r	13.0	3.8 r	3.1 r	3.5 r	3.5 r	2.9 r
Sierra Leone	724	0.8	0.1 r	0.1 r	0.2 r	0.2 r	0.2 r	0.3	0.1 r	0.1 r	0.1 r	0.1 r	0.1 r
South Africa	199	0.2	0.0 r	0.1 r	0.0 r	0.0 r	0.0 r	1.8	0.2 r	0.3 r	0.5 r	0.6 r	0.5 r
Swaziland	734	0.5	0.1 r	0.1 r	0.1 r	0.1 r	0.1 r
Togo	742	0.0	0.0 r	0.0 r	0.0 r	0.0 r	0.0 r	0.8	0.2 r	0.2 r	0.2 r	0.2 r	0.2 r
Western Hemisphere	205	0.1	0.0	0.0	0.0	0.0	0.0	37.2	9.7	8.0	10.3	7.3	11.6
Argentina	213	0.1	0.0 r	0.0 r	0.0 r	0.0 r	0.0 r
Brazil	223	0.0	0.0 r	0.0 r	0.0 r	0.0 r	34.7	9.1 r	7.4 r	9.6 r	6.6 r	11.0 r
Colombia	233	0.0 e	0.0 e	0.0 e	0.0 e	0.0 e	0.4	0.0 r	0.1 r	0.1 r	0.1 r	0.1 r
Curacao	354	0.5	0.1 r	0.1 r	0.1 r	0.1 r	0.1 r
Paraguay	288	1.3	0.3 r	0.3 r	0.4 r	0.4 r	0.3 r
Peru	293	0.1	0.0 r	0.0 r	0.0 r	0.0 r	0.0 r
Other Countries n.i.e	910	0.2	0.0	0.0	0.0	0.0	0.0
Korea, Dem. People's Rep.	954	0.2	0.0 r	0.0 r	0.0 r	0.0 r	0.0 r
Memorandum Items													
Africa	605	123.2	23.6	27.0	31.8	32.1	32.3	56.7	14.8	13.5	15.3	15.3	12.5
Middle East	405	0.5	0.0	0.1	0.1	0.1	0.1	8.2	2.0	1.9	2.1	2.3	1.9
European Union	998	2.7	0.2	0.5	0.8	1.0	0.5	78.2	21.4	20.3	21.5	20.0	16.5
Export earnings: fuel	080	0.6	0.1	0.1	0.2	0.2	0.2	12.9	1.9	1.9	2.2	2.3	6.5
Export earnings: nonfuel	092	152.2	26.4	30.5	38.7	42.5	40.4	278.4	74.0	69.8	72.9	70.5	65.2

Georgia (915)

In Millions of U.S. Dollars

		Exports (FOB)						Imports (CIF)					
		2016	2015Q4	2016Q1	2016Q2	2016Q3	2016Q4	2016	2015Q4	2016Q1	2016Q2	2016Q3	2016Q4
IFS World		2,113.7	559.8	442.8	505.4	563.5	602.0	9,864.7	2,046.0	1,692.8	3,067.1	2,834.8	2,270.0
World	001	2,105.1	559.1	442.8	505.4	563.5	593.4	9,632.7	2,045.5	1,692.8	3,067.1	2,836.1	2,036.7
Advanced Economies	110	589.8	165.3	126.4	152.0	144.7	166.6	4,739.9	712.2	652.4	1,852.7	1,570.1	664.6
Euro Area	163	328.1	101.3	65.6	72.7	81.0	108.9	2,075.2	502.0	480.1	372.4	790.8	431.9
Austria	122	0.6	0.1	0.1	0.2	0.1	0.2 r	70.4	18.7	14.7	19.0	20.3	16.3 r
Belgium	124	8.3	3.3	1.4	1.7	2.7	2.6 r	61.9	20.7	14.5	15.3	15.3	16.8 r
Cyprus	423	0.7	0.0	0.4	0.0	0.1	0.3 r	3.4	0.9	0.6	0.6	1.4	0.8 r
Estonia	939	2.9	0.6	0.5	1.1	0.8	0.5 r	5.7	1.4	1.3	1.5	1.7	1.2 r
Finland	172	0.4	0.0	0.0	0.2	0.1 r	14.4	4.1	2.8	3.6	3.1	4.9 r
France	132	25.1	6.5	3.5	5.8	7.5	8.4 r	120.0	32.1	20.9	29.2	38.7	31.2 r
Germany	134	85.3	29.7	12.8	11.6	26.6	34.2 r	419.4	116.0	85.9	108.2	109.2	116.1 r
Greece	174	11.5	2.8	4.3	3.1	2.1	2.0 r	66.3	15.3	9.7	12.3	14.5	29.7 r
Ireland	178	0.4	0.1	0.1	0.1	0.1	0.0 r	621.3	132.0	209.7	19.6	391.1	1.0 r
Italy	136	72.5	20.8	18.4	17.4	18.1	18.5 r	262.8	55.9	47.6	74.1	64.4	76.8 r
Latvia	941	5.7	2.1	1.6	1.2	1.3	1.6 r	24.6	6.2	3.6	8.6	8.5	3.9 r
Lithuania	946	25.1	12.6	5.4	6.3	5.1	8.3 r	40.8	12.0	7.3	10.2	12.0	11.4 r
Luxembourg	137	0.0	0.0	0.0	0.0	1.4	0.6	0.3	0.5	0.4	0.2 r
Malta	181	1.7	0.1	0.5	0.9	0.1	0.1 r	1.3	0.2	0.5	0.3	0.3	0.2 r
Netherlands	138	37.0	7.9	6.3	9.6	9.7	11.4 r	217.2	36.5	28.4	33.4	69.8	85.5 r
Portugal	182	1.5	0.0	0.0	1.0	0.0	0.5 r	15.3	12.5	5.8	4.4	2.5	2.7 r
Slovak Republic	936	8.2	1.5	1.9	1.7	1.9	2.6 r	16.1	4.3	3.0	4.2	5.1	3.8 r
Slovenia	961	0.2	0.0	0.0	0.0	0.2 r	23.0	9.4	5.0	6.1	4.3	7.6 r
Spain	184	41.0	13.2	8.5	10.9	4.3	17.3 r	89.9	23.2	18.5	21.0	28.3	22.1 r
Australia	193	0.9	0.5	0.1	0.1	0.5	0.3 r	1.4	0.1	0.4	0.3	0.5	0.2 r
Canada	156	40.9	17.8	16.8	19.6	4.1	0.4 r	1,790.5	3.3	1.9	1,262.2	524.0	2.4 r
China,P.R.: Hong Kong	532	4.3	0.7	1.2	1.6	1.0	0.5 r	77.0	20.0	14.5	22.2	20.8	19.5 r
Czech Republic	935	13.8	3.8	3.6	2.8	1.6	5.9 r	69.8	17.1	11.0	15.8	22.1	20.9 r
Denmark	128	1.0	0.4	0.2	0.2	0.2	0.4 r	24.9	2.6	2.8	4.2	14.2	3.7 r
Iceland	176	0.1	0.0	0.1 r	6.2	2.6	1.2	0.2	2.2	2.6 r
Israel	436	5.5	2.1	1.1	1.5	1.2	1.6 r	10.0	4.9	2.9	3.2	2.1	1.8 r
Japan	158	2.6	0.5	0.1	0.3	1.1	1.0 r	188.2	44.1	40.2	36.7	65.1	46.2 r
Korea, Republic of	542	14.9	0.4	0.6	2.7	5.3	6.3 r	48.8	15.0	13.8	9.2	11.5	14.2 r
New Zealand	196	2.5	0.4	0.6	0.7	0.5	0.7 r
Norway	142	0.1	0.1	0.1	0.0	0.0 r	12.0	3.5	1.8	2.3	2.9	4.9 r
San Marino	135	0.2	0.2 r
Singapore	576	11.2	1.5	2.3	3.5	1.8	3.5 r	17.1	1.4	1.2	2.9	7.2	5.8 r
Sweden	144	0.1	0.0	0.0	0.0	0.1 r	10.0	2.3	1.2	1.9	3.4	3.5 r
Switzerland	146	81.8	14.5	18.9	19.5	23.1	20.3 r	42.6	9.8	7.9	8.7	12.7	13.2 r
Taiwan Prov.of China	528	1.3	0.2	0.0	1.0	0.1 r	6.2	1.5	1.8	1.5	1.6	1.4 r
United Kingdom	112	15.2	4.6	1.6	4.5	4.9	4.3 r	143.5	22.7	30.1	47.9	37.3	28.3 r
United States	111	68.3	17.2	14.2	22.9	17.9	13.2 r	213.8	58.8	39.1	60.5	51.1	63.1 r
Emerg. & Dev. Economies	200	1,515.3	393.9	316.4	353.4	418.7	426.7	4,892.7	1,332.2	1,040.4	1,214.3	1,266.0	1,372.0
Emerg. & Dev. Asia	505	193.7	41.4	54.4	46.6	57.0	35.6	679.9	169.4	149.7	177.6	193.0	159.6
Bangladesh	513	0.0	0.0	1.2	0.2	0.2	0.3	0.4	0.3 r
China,P.R.: Mainland	924	169.6	38.5	49.7	39.8	49.5	30.6 r	547.5	139.3	119.1	140.0	153.7	134.7 r
India	534	22.2	0.6	4.6	6.3	6.9	4.5 r	77.4	10.6	18.0	21.8	25.3	12.3 r
Indonesia	536	0.0	0.0	10.5	3.0	2.0	2.2	2.7	3.6 r
Malaysia	548	0.2	1.5	0.0	0.2	0.0	0.0 r	9.6	2.0	1.5	2.8	3.2	2.1 r
Marshall Islands	867	0.2	0.2 r
Mongolia	948	0.8	0.2	0.2	0.3	0.0	0.4 r	0.0	0.0 r
Philippines	566	0.1	0.1	0.0	0.0	0.0	0.0 r	0.1	0.1	0.1	0.0	0.0	0.0 r
Sri Lanka	524	0.0	0.0	0.0	0.0	1.5	0.3	0.4	0.5	0.4	0.3 r
Thailand	578	0.2	0.1	0.1 r	16.1	4.5	1.8	4.4	5.8	4.1 r
Vietnam	582	0.6	0.5	0.0	0.5	15.7	9.4	6.5	5.7	1.7	1.8 r
Asia n.s.	598	0.2	0.0	0.2 r
Europe	170	1,125.9	316.8	219.2	258.9	313.6	334.2	3,834.2	1,058.2	803.0	934.7	969.7	1,126.7
Emerg. & Dev. Europe	903	387.6	107.0	90.4	93.4	113.3	90.6	1,852.0	485.5	370.8	508.1	457.8	515.4
Albania	914	0.2	0.1	0.2	0.0 r	0.0	0.1	0.0
Bosnia and Herzegovina	963	0.4	0.1	0.0	0.1	0.1	0.1 r
Bulgaria	918	153.5	48.4	35.5	31.0	49.1	37.9 r	150.4	42.0	19.1	34.4	37.0	59.9 r

Georgia (915)

In Millions of U.S. Dollars

		Exports (FOB)						Imports (CIF)					
		2016	2015Q4	2016Q1	2016Q2	2016Q3	2016Q4	2016	2015Q4	2016Q1	2016Q2	2016Q3	2016Q4
Croatia	960	0.2	0.1	0.0	0.2 r	1.8	0.5	0.2	0.7	0.5	0.4 r
Faroe Islands	816	0.4	0.1	0.3
Gibraltar	823	4.5	1.0	0.5	2.9	0.7	0.4 r
Hungary	944	0.6	0.1	0.1	0.3	0.1	0.1 r	42.1	11.4	6.0	13.0	10.5	12.6 r
Macedonia, FYR	962	0.0	0.0	0.0	0.0	1.5	0.3	0.9	0.1	0.4	0.1 r
Poland	964	8.7	6.2	1.8	2.1	2.1	2.7 r	101.5	23.5	19.0	25.9	27.0	29.6 r
Romania	968	46.2	11.0	2.5	1.6	23.9	18.2 r	190.2	40.5	32.5	51.4	54.7	51.6 r
Serbia, Republic of	942	0.0	0.0	0.0 r	6.0	0.9	6.0 r
Turkey	186	173.6	40.2	50.0	55.6	37.0	31.0 r	1,352.4	366.1	292.2	380.7	325.5	354.0 r
CIS	901	738.2	209.8	128.9	165.5	200.3	243.6	1,982.2	572.7	432.2	426.6	511.9	611.4
Armenia	911	150.6	36.7	28.5	45.3	40.3	36.6 r	216.8	46.4	63.1	38.0	60.8	54.8 r
Azerbaijan, Rep. of	912	153.5	41.3	17.8	23.0	53.2	59.5 r	495.4	151.1	129.8	93.7	97.6	174.2 r
Belarus	913	18.3	5.5	3.5	3.5	5.4	5.9 r	57.9	5.4	6.1	8.4	33.0	10.6 r
Kazakhstan	916	39.8	12.3	6.4	8.8	10.8	13.9 r	22.3	7.5	4.1	4.7	9.0	4.5 r
Kyrgyz Republic	917	6.9	1.2	1.3	1.6	1.7	2.4 r	2.2	0.7	0.5	0.4	0.1	1.2 r
Moldova	921	2.1	1.0	0.3	0.6	0.5	0.7 r	10.8	2.6	2.3	1.5	2.7	4.3 r
Russian Federation	922	206.2	50.9	38.5	43.7	49.8	74.1 r	674.9	207.3	146.5	161.6	172.1	194.7 r
Tajikistan	923	5.9	0.7	0.4	0.4	2.8	2.2 r	0.0	0.0	0.0 r
Turkmenistan	925	10.4	5.3	2.6	2.6	2.4	2.8 r	75.5	29.7	6.0	14.2	25.7	29.5 r
Ukraine	926	73.3	20.2	13.2	13.4	19.6	27.1 r	417.3	120.4	71.6	101.2	109.1	135.5 r
Uzbekistan	927	71.3	34.7	16.5	22.5	13.8	18.4 r	9.0	1.5	2.3	2.9	1.7	2.1 r
Mid East, N Africa, Pak	440	167.2	28.6	37.6	42.3	39.1	48.3	239.9	72.7	43.6	66.7	66.2	63.4
Afghanistan, I.R. of	512	0.1	0.0	0.0	0.0	0.0 r	0.0	0.0	0.0	0.0
Algeria	612	0.7	0.3	0.2	0.2 r	0.0	0.0
Bahrain, Kingdom of	419	0.1	0.0	0.1	0.0	0.0	0.0	0.0	0.0
Egypt	469	15.2	2.3	6.5	4.0	4.5	0.2 r	4.2	0.8	0.9	1.2	1.0	1.1 r
Iran, I.R. of	429	46.6	9.5	6.0	10.0	13.2	17.3 r	84.5	21.4	14.6	22.6	27.5	19.8 r
Iraq	433	40.2	2.3	4.4	8.9	12.6	14.3 r	1.7	0.1	0.3	1.1	0.0	0.2 r
Jordan	439	0.4	1.4	0.3	0.0	0.0 r	0.3	0.1	0.0	0.1	0.1	0.1 r
Kuwait	443	0.4	0.0	0.1	0.0	0.0	0.3 r	0.0	0.0	0.0	0.0
Lebanon	446	0.7	0.6	0.1	0.4	0.0	0.3 r	1.7	1.0	0.0	1.3	0.1	0.2 r
Libya	672	0.4	0.3	0.1	0.3
Morocco	686	1.2	0.0	0.0	0.0	1.2 r	1.5	1.7	1.2	0.3 r
Oman	449	0.0	0.0	0.0	0.1	0.0	0.0	0.0	0.0 r
Pakistan	564	0.1	0.2	0.0	0.0	2.8	0.9	1.5	0.7	0.2	0.4 r
Qatar	453	0.5	0.5	0.0	0.0	0.0 r	0.2	0.0	0.1	0.0	0.0	0.1 r
Saudi Arabia	456	23.6	1.7	7.2	7.3	2.7	6.4 r	4.3	0.6	0.4	1.1	1.0	1.8 r
Syrian Arab Republic	463	0.6	0.5	0.0	0.3	0.0	0.1	0.0	0.1
Tunisia	744	4.6	1.7	0.4	1.9	0.8	1.5 r	0.2	0.1	0.0	0.1	0.0 r
United Arab Emirates	466	32.0	8.4	11.8	9.0	4.5	6.7 r	138.2	45.8	25.6	37.2	36.0	39.4 r
Sub-Saharan Africa	603	5.0	1.6	1.1	0.9	1.1	1.8	16.4	0.9	4.1	5.6	2.3	4.4
Angola	614	2.4	1.3	0.6	0.6	1.2 r
Congo, Republic of	634	0.3	0.3	0.0	0.0	0.0 r
Côte d'Ivoire	662	0.0	0.0	0.0 r	0.1
Gabon	646	0.0	0.0	5.9	0.3	5.1	0.8
Ghana	652	0.1	0.0	0.0	0.0	0.0	0.0 r
Kenya	664	0.2	0.0	0.1	0.1 r	0.1	0.0	0.0	0.0	0.1 r
Mozambique	688	0.2	0.2 r
Nigeria	694	0.1	0.0	0.0	0.0	0.0	0.0	0.0	0.0	0.0	0.0	0.0 r
Seychelles	718	0.1	0.1
South Africa	199	0.1	0.0	0.1	0.0	0.0	0.0 r	10.2	0.5	4.0	0.5	1.3	4.3 r
Tanzania	738	1.1	0.1	0.2	0.4	0.2	0.3 r	0.0	0.0	0.0
Zimbabwe	698	0.5	0.2	0.2	0.1	0.1
Western Hemisphere	205	23.5	5.5	4.0	4.7	8.0	6.8	122.3	31.1	40.1	29.7	34.7	17.8
Argentina	213	2.4	0.7	0.3	0.3	1.2	0.5 r
Belize	339	0.0	0.0	0.0 r	0.2	0.1	0.0	0.0	0.1	0.0 r
Brazil	223	0.6	0.8	0.1	0.1	0.3 r	77.1	23.6	34.4	20.9	12.6	9.1 r
Chile	228	2.4	0.6	0.4	0.2	1.2	0.6 r	14.5	0.3	0.2	3.8	10.6
Colombia	233	2.6	1.2	1.2	0.5	0.5	0.5 r	0.1	0.0	0.0	0.0	0.0 r
Costa Rica	238	0.0	0.0	0.0	0.2	0.1	0.1	0.1	0.0	0.0 r

Georgia (915)

In Millions of U.S. Dollars

		Exports (FOB)						Imports (CIF)					
		2016	2015Q4	2016Q1	2016Q2	2016Q3	2016Q4	2016	2015Q4	2016Q1	2016Q2	2016Q3	2016Q4
Ecuador	248	0.8	15.3	4.7	4.3	3.4	2.9	4.7 r
Guatemala	258	0.4	0.5	0.1	0.1	0.0	0.1 r
Mexico	273	11.1	0.0	0.7	2.4	5.1	2.9 r	2.8	0.7	0.4	0.8	0.6	1.0 r
Panama	283	3.0	0.6	0.7	0.6	0.8	0.8 r	0.2	0.1	0.0	0.1	0.1	0.1 r
Paraguay	288	0.1	0.1	0.1	0.0 r
Peru	293	3.0	0.9	0.8	0.5	0.2	1.5 r	8.4	0.0	6.3	2.1 r
Suriname	366	0.1	0.0	0.1
Uruguay	298	0.3	0.1	0.1	0.2	0.0	0.9	0.8	0.2	0.3	0.1	0.3 r
Other Countries n.i.e	910	0.0	0.0	0.0	0.0	0.1	1.1	0.0	0.0	0.0	0.0
Cuba	928	0.0	0.0	0.0	0.0 r	0.1	0.1	0.0	0.0	0.0	0.0 r
Korea, Dem. People's Rep.	954	1.0
Memorandum Items													
Africa	605	11.5	3.3	1.5	3.1	2.2	4.7	18.2	2.7	4.1	6.9	2.4	4.7
Middle East	405	160.6	26.6	37.2	40.0	38.0	45.4	235.3	69.9	42.1	64.7	65.9	62.7
European Union	998	567.4	175.8	110.8	115.1	162.9	178.6	2,809.4	664.7	601.9	567.6	997.5	642.3
Export earnings: fuel	080	559.7	135.3	97.0	114.6	151.0	197.1	1,518.3	468.6	331.8	344.8	372.8	469.0
Export earnings: nonfuel	092	1,545.4	423.9	345.8	390.9	412.5	396.3	8,114.4	1,576.8	1,361.1	2,722.3	2,463.3	1,567.7

Germany (134)

In Millions of U.S. Dollars

		Exports (FOB)						Imports (CIF)					
		2016	2015Q4	2016Q1	2016Q2	2016Q3	2016Q4	2016	2015Q4	2016Q1	2016Q2	2016Q3	2016Q4
IFS World		1,335,896.9	328,795.5	324,618.0	347,177.0	332,953.9	331,148.1	1,056,335.5	262,387.5	259,725.1	267,545.0	262,796.6	266,268.9
World	001	1,337,853.6	329,489.8	325,268.7	347,680.4	333,473.7	331,430.8	1,055,087.4	261,931.2	259,276.9	267,224.4	262,458.5	266,127.6
Advanced Economies	110	949,753.2	234,667.1	234,595.7	245,784.0	235,289.6	234,083.9	750,218.8	186,983.0	184,899.1	192,005.2	185,228.2	188,086.3
Euro Area	163	489,663.0	119,428.7	121,294.6	127,844.4	120,013.2	120,510.8	475,619.0	117,532.6	117,165.6	122,654.2	117,224.8	118,574.4
Austria	122	66,174.4	16,233.4	16,067.0	17,080.5	16,766.9	16,259.9	45,947.4	10,956.8	11,217.6	11,753.6	11,657.4	11,318.7
Belgium	124	46,170.3	10,957.0	11,563.2	12,191.0	11,315.3	11,100.8	64,318.5	15,076.5	16,352.3	16,930.9	15,635.1	15,400.2
Cyprus	423	745.1	148.9	145.8	172.5	267.5	159.3	184.6	36.3	48.9	54.5	44.6	36.5
Estonia	939	1,830.8	418.7	445.3	488.4	456.6	440.5	729.6	158.1	170.2	181.6	180.9	196.9
Finland	172	10,237.8	2,397.1	2,488.3	2,669.2	2,537.5	2,542.8	8,666.1	2,221.5	2,011.0	2,075.4	2,504.1	2,075.5
France	132	112,191.1	28,210.6	28,672.0	29,114.3	26,856.7	27,548.2	77,252.0	19,992.0	19,788.7	20,615.3	18,430.8	18,417.2
Greece	174	5,506.0	1,310.5	1,350.1	1,461.8	1,333.6	1,360.5	2,034.7	491.6	493.5	535.1	537.5	468.6
Ireland	178	6,426.5	1,678.6	1,664.9	1,734.9	1,492.9	1,533.7	11,168.5	2,979.1	2,814.5	2,667.9	2,779.9	2,906.2
Italy	136	67,996.4	15,932.7	16,913.6	17,911.2	16,347.0	16,824.6	57,688.0	13,676.1	13,952.1	15,001.9	14,436.7	14,297.2
Latvia	941	1,850.8	441.2	421.4	503.9	469.0	456.4	824.4	171.8	183.4	183.2	218.8	239.0
Lithuania	946	3,346.0	736.3	749.7	1,012.2	856.0	728.0	1,873.0	459.8	449.1	492.6	465.5	465.7
Luxembourg	137	5,943.4	1,401.6	1,384.7	1,574.5	1,492.5	1,491.7	4,538.0	1,177.7	1,140.0	1,178.9	1,143.4	1,075.7
Malta	181	660.2	248.7	223.0	140.0	141.3	155.9	497.4	103.7	140.1	129.9	121.2	106.2
Netherlands	138	87,425.2	21,855.3	21,244.0	22,238.3	22,246.6	21,696.4	140,007.8	35,361.7	34,082.8	34,943.4	34,733.4	36,248.1
Portugal	182	8,810.5	2,014.4	2,139.0	2,348.8	2,131.5	2,191.2	6,144.7	1,430.5	1,452.8	1,616.7	1,596.1	1,479.1
Slovak Republic	936	14,118.3	3,337.3	3,497.8	3,685.1	3,425.4	3,510.0	16,837.6	4,125.2	3,959.9	4,427.1	4,124.9	4,325.8
Slovenia	961	5,273.2	1,253.5	1,277.5	1,376.0	1,305.2	1,314.4	6,194.3	1,504.4	1,461.5	1,616.5	1,560.9	1,555.4
Spain	184	44,957.0	10,852.8	11,047.1	12,141.6	10,571.9	11,196.4	30,712.4	7,609.8	7,447.3	8,249.4	7,053.3	7,962.3
Australia	193	10,057.3	2,382.5	2,239.4	2,541.9	2,627.1	2,648.9	1,651.5	361.7	442.0	527.4	339.3	342.8
Canada	156	10,579.6	2,705.2	2,613.7	2,813.2	2,639.5	2,513.2	3,806.7	1,022.0	887.3	928.4	966.8	1,024.3
China,P.R.: Hong Kong	532	7,307.0	1,616.7	1,472.7	1,563.5	1,742.4	2,528.3	1,662.6	444.1	473.5	405.7	414.6	368.8
China,P.R.: Macao	546	170.5	158.7	93.1	30.8	27.2	19.3	39.2	9.9	11.1	9.8	10.0	8.3
Czech Republic	935	42,344.5	10,283.6	10,122.5	11,180.3	10,458.6	10,583.1	49,857.8	12,449.7	12,212.8	12,765.0	12,091.7	12,788.3
Denmark	128	20,156.2	4,939.3	4,955.0	5,266.3	4,946.4	4,988.5	14,887.1	3,895.0	3,641.2	3,735.8	3,710.3	3,799.7
Iceland	176	676.6	114.9	124.6	159.2	195.0	197.8	103.1	34.2	25.1	28.8	20.8	28.4
Israel	436	4,425.1	1,399.9	1,116.4	1,095.6	1,091.5	1,121.6	1,306.4	316.5	349.8	348.1	309.1	299.4
Japan	158	20,534.4	4,830.2	4,720.2	5,001.1	5,475.5	5,337.5	17,157.5	3,833.9	4,120.5	4,334.5	4,407.3	4,295.2
Korea, Republic of	542	19,229.5	5,233.8	4,388.2	5,049.5	4,698.9	5,092.9	7,057.5	1,798.7	1,717.0	1,753.0	1,685.1	1,902.4
New Zealand	196	1,227.6	278.5	260.2	309.2	327.7	330.4	535.6	106.6	139.5	163.1	129.6	103.4
Norway	142	9,604.4	2,125.7	2,150.8	2,702.1	2,320.4	2,431.0	12,265.2	3,847.3	3,106.0	2,761.4	3,318.6	3,079.2
San Marino	135	48.4	9.0	13.1	12.7	9.5	13.1	12.9	2.0	3.3	3.2	3.3	3.1
Singapore	576	7,390.3	1,798.3	1,723.9	1,954.5	1,917.9	1,794.1	2,662.8	659.0	680.6	668.3	671.8	642.1
Sweden	144	27,708.2	6,601.3	6,677.0	7,267.1	6,554.7	7,209.4	16,026.7	3,798.1	3,950.9	4,176.4	3,941.1	3,958.3
Switzerland	146	56,201.0	13,598.1	13,625.9	14,218.8	14,404.9	13,951.5	46,615.5	11,458.8	11,184.7	11,650.2	11,558.5	12,222.0
Taiwan Prov.of China	528	8,376.7	1,738.8	1,929.9	2,114.4	2,202.6	2,129.8	7,558.9	1,827.9	1,889.8	1,920.7	1,928.5	1,819.9
United Kingdom	112	95,385.0	23,933.6	25,201.4	24,700.1	24,051.0	21,432.6	43,244.0	10,843.6	10,741.8	10,892.2	10,514.5	11,095.4
United States	111	118,664.9	31,489.4	29,872.6	29,958.5	29,584.6	29,249.2	48,147.6	12,741.1	12,156.1	12,278.5	11,982.4	11,730.6
Vatican	187	3.2	0.8	0.5	0.9	0.9	1.0	1.4	0.3	0.3	0.4	0.3	0.4
Emerg. & Dev. Economies	200	384,550.5	93,978.8	90,006.2	100,879.9	97,195.5	96,468.9	304,821.7	74,940.4	74,367.2	75,205.8	77,218.6	78,030.1
Emerg. & Dev. Asia	505	116,017.8	27,107.9	26,258.6	29,677.0	29,797.8	30,284.4	115,521.7	28,007.1	29,613.3	27,613.9	29,484.9	28,809.7
American Samoa	859	0.1	0.0	0.0	0.0	0.0	0.0
Bangladesh	513	778.1	157.9	219.8	192.0	182.3	184.1	4,023.9	882.4	1,058.9	908.6	1,118.8	937.5
Bhutan	514	5.2	0.7	1.0	1.6	1.9	0.6	1.7	3.1	0.1	1.2	0.3	0.1
Brunei Darussalam	516	74.7	22.8	15.0	26.0	13.0	20.8	1.3	0.1	0.7	0.1	0.1	0.3
Cambodia	522	163.5	49.4	22.3	37.9	19.0	84.4	1,092.8	261.1	297.3	243.0	292.7	259.7
China,P.R.: Mainland	924	85,176.1	19,483.0	19,168.1	21,831.5	21,731.7	22,444.8	77,440.2	19,088.0	19,755.2	18,205.8	19,830.3	19,649.0
Fiji	819	10.1	3.2	1.4	2.8	3.5	2.4	1.9	0.5	0.5	0.5	0.5	0.3
F.T. French Polynesia	887	33.0	6.3	7.2	8.4	9.9	7.5	3.0	0.6	0.6	0.7	0.8	0.9
F.T. New Caledonia	839	50.1	13.8	12.8	15.7	10.7	10.9	0.9	0.3	0.3	0.3	0.1	0.2
Guam	829	5.6	1.1	1.9	0.9	1.0	1.8	0.2	0.0	0.2	0.0	0.0
India	534	10,821.0	2,584.8	2,501.7	2,778.6	2,754.9	2,785.9	6,978.3	1,592.6	1,847.8	1,810.7	1,774.8	1,545.0
Indonesia	536	2,680.7	738.4	588.9	671.9	709.5	710.5	3,279.2	820.3	899.9	811.8	760.1	807.4
Kiribati	826	0.1	0.1	0.0	0.0	0.0	0.0	0.1	0.0	0.0	0.0	0.0	0.0
Lao People's Dem.Rep	544	35.2	16.5	9.9	5.3	11.0	9.1	79.8	18.3	23.1	19.2	21.1	16.5
Malaysia	548	5,279.4	1,244.2	1,260.5	1,357.9	1,409.5	1,251.5	6,370.9	1,454.6	1,510.8	1,587.1	1,600.8	1,672.3
Maldives	556	40.5	12.2	11.0	8.5	9.4	11.7	24.3	6.6	7.1	8.0	3.4	5.8

Germany (134)

In Millions of U.S. Dollars

		Exports (FOB)						Imports (CIF)					
		2016	2015Q4	2016Q1	2016Q2	2016Q3	2016Q4	2016	2015Q4	2016Q1	2016Q2	2016Q3	2016Q4
Marshall Islands	867	161.9	139.9	34.1	21.0	93.4	13.3	0.0	0.0	0.0	0.0	0.0	0.0
Micronesia	868	0.3	0.0	0.0	0.0	0.2	0.1	0.0	0.0	0.0	0.0
Mongolia	948	109.8	24.4	24.0	27.5	31.8	26.5	9.4	1.9	1.2	2.5	3.3	2.3
Myanmar	518	153.2	42.2	41.0	37.4	35.9	38.9	305.0	56.0	67.7	55.5	93.6	88.3
Nepal	558	32.3	7.0	6.8	9.5	7.9	8.0	31.1	9.4	6.5	8.3	8.1	8.2
Palau	565	0.0	0.3	0.0	0.0	0.0	0.0	0.0	0.0	0.0	0.0	0.0
Papua New Guinea	853	29.6	6.0	6.6	4.6	11.3	7.1	185.3	54.6	45.3	41.8	46.7	51.5
Philippines	566	2,279.6	480.7	552.5	578.7	549.3	599.1	2,566.4	657.6	651.8	645.7	644.6	624.3
Samoa	862	1.3	0.6	0.0	1.2	0.1	0.0	0.4	0.0	0.1	0.1	0.1
Solomon Islands	813	0.7	0.3	0.3	0.1	0.1	0.2	2.5	0.0	2.5
Sri Lanka	524	349.4	103.7	88.1	87.7	87.7	86.0	502.7	105.8	129.3	121.3	134.0	118.0
Thailand	578	4,846.0	1,191.9	1,117.8	1,295.6	1,306.7	1,126.0	4,694.6	1,138.0	1,209.8	1,150.2	1,190.1	1,144.5
Timor-Leste	537	0.2	0.0	0.0	0.0	0.0	0.1	1.5	0.6	0.7	0.5	0.2	0.1
Tonga	866	0.5	0.3	0.0	0.2	0.2	0.1	0.0	0.0	0.0	0.0
Tuvalu	869	0.1	0.0	0.0	0.0	0.0	0.0	0.0	0.0
Vanuatu	846	1.1	0.1	0.1	0.4	0.4	0.2	0.0	0.0	0.0	0.0
Vietnam	582	2,890.0	773.5	565.2	672.9	804.0	847.9	7,916.3	1,852.9	2,096.6	1,986.4	1,958.5	1,874.7
Asia n.s.	598	8.4	2.4	0.7	1.3	1.5	4.8	8.2	1.4	1.9	1.9	1.9	2.5
Europe	170	170,456.4	41,057.4	40,823.8	44,590.8	43,770.6	41,271.1	153,674.8	37,910.9	36,688.9	38,574.2	38,777.5	39,634.1
Emerg. & Dev. Europe	903	137,800.1	33,007.1	33,623.2	36,318.1	34,762.9	33,095.9	119,739.5	28,853.2	28,838.5	30,541.7	30,113.0	30,246.4
Albania	914	348.9	71.2	63.5	114.0	89.2	82.1	56.6	12.5	13.4	13.4	15.0	14.8
Bosnia and Herzegovina	963	904.7	211.0	218.2	234.2	235.3	216.9	603.5	146.8	147.9	157.7	149.8	148.1
Bulgaria	918	3,854.6	937.9	919.6	984.2	1,019.2	931.6	3,385.3	740.0	821.3	824.6	865.7	873.6
Croatia	960	3,285.2	751.3	805.6	853.2	812.9	813.4	1,515.4	355.1	358.1	392.4	356.0	408.9
Faroe Islands	816	97.4	7.4	10.3	9.1	14.7	63.2	20.7	1.3	6.5	1.7	4.9	7.5
Gibraltar	823	22.8	5.5	4.2	7.3	5.1	6.2	1.5	0.2	0.4	0.4	0.6	0.0
Hungary	944	25,197.6	5,939.7	6,153.7	6,745.2	6,387.5	5,911.2	27,431.3	6,521.9	6,441.9	7,274.9	7,023.0	6,691.5
Kosovo	967	203.1	46.3	43.0	52.9	53.5	53.7	16.3	3.4	2.8	4.1	4.5	5.0
Macedonia, FYR	962	1,050.0	277.3	262.0	286.6	251.8	249.7	2,075.3	485.4	513.5	511.1	526.4	524.3
Montenegro	943	150.1	20.4	19.9	70.6	35.6	24.0	14.4	5.2	5.0	3.4	3.4	2.7
Poland	964	60,679.5	14,759.5	14,747.8	15,530.3	15,382.6	15,018.7	54,806.0	13,741.2	13,238.2	13,785.3	13,752.3	14,030.2
Romania	968	15,026.5	3,555.7	3,590.7	3,861.8	3,850.3	3,723.8	13,232.2	2,815.9	3,001.1	3,339.6	3,483.3	3,408.2
Serbia, Republic of	942	2,310.6	515.4	559.0	623.0	579.4	549.2	1,773.9	393.4	422.0	477.9	436.8	437.1
Turkey	186	24,669.2	5,908.7	6,225.7	6,945.7	6,045.7	5,452.1	14,807.1	3,631.1	3,866.2	3,755.1	3,491.1	3,694.7
CIS	901	32,611.1	8,041.8	7,190.3	8,262.7	8,996.8	8,161.3	33,931.1	9,057.4	7,847.9	8,032.2	8,663.5	9,387.6
Armenia	911	168.7	39.0	43.8	41.6	45.6	37.7	115.7	36.6	29.6	33.9	30.3	21.8
Azerbaijan, Rep. of	912	353.6	117.6	71.0	91.9	103.9	86.8	1,783.4	432.2	402.0	473.4	458.0	450.0
Belarus	913	1,262.2	318.5	268.0	329.4	322.9	341.8	474.3	118.0	121.0	127.8	121.5	104.0
Georgia	915	370.3	101.2	78.0	89.5	104.0	98.8	93.9	31.4	14.2	16.4	25.1	38.3
Kazakhstan	916	1,193.2	282.8	249.9	315.2	313.9	314.3	3,116.5	735.8	677.9	767.3	811.0	860.2
Kyrgyz Republic	917	53.8	10.1	10.1	20.2	12.2	11.2	17.1	3.9	3.6	7.0	3.3	3.4
Moldova	921	317.8	77.7	71.6	84.2	81.6	80.4	148.2	38.4	36.4	36.1	37.6	38.1
Russian Federation	922	23,929.5	5,960.0	5,248.1	6,002.1	6,713.5	5,965.8	26,521.2	7,292.7	6,145.8	6,127.4	6,788.7	7,459.3
Tajikistan	923	42.5	16.5	5.2	7.1	12.9	17.3	1.2	0.1	0.3	0.3	0.1	0.4
Turkmenistan	925	390.0	80.3	59.7	155.8	95.6	78.9	56.2	2.6	11.0	40.7	2.7	1.8
Ukraine	926	4,047.0	910.7	952.6	1,004.7	1,067.0	1,022.8	1,579.1	360.7	399.9	397.2	380.1	402.0
Uzbekistan	927	482.4	127.5	132.2	121.1	123.8	105.3	24.2	4.9	6.4	4.7	4.9	8.2
Europe n.s.	884	45.2	8.5	10.3	10.1	10.8	13.9	4.1	0.3	2.6	0.4	1.1	0.1
Mid East, N Africa, Pak	440	49,332.0	13,205.5	11,766.0	13,377.6	10,919.2	13,269.2	9,742.2	2,737.5	2,204.9	2,316.8	2,492.3	2,728.3
Afghanistan, I.R. of	512	55.5	17.1	11.4	13.9	15.9	14.3	12.3	1.4	1.4	6.1	3.4	1.3
Algeria	612	3,512.0	703.3	1,113.7	758.2	641.2	998.9	1,446.2	333.1	227.7	327.8	348.7	542.0
Bahrain, Kingdom of	419	371.3	97.0	84.0	94.8	95.7	96.8	20.6	3.5	5.8	5.4	4.8	4.6
Djibouti	611	24.5	6.0	7.7	4.9	6.2	5.7	0.8	0.0	0.2	0.3	0.2	0.1
Egypt	469	4,871.0	944.3	1,141.1	1,371.7	1,069.1	1,289.1	1,123.9	340.5	240.1	289.1	296.0	298.6
Iran, I.R. of	429	2,852.2	650.4	549.4	716.7	700.7	885.4	319.4	80.1	95.0	72.5	80.3	71.6
Iraq	433	778.0	246.7	188.0	203.6	170.4	216.0	647.2	252.2	107.6	159.3	176.9	203.5
Jordan	439	786.6	227.3	188.9	213.0	189.6	195.1	24.6	5.1	4.9	5.7	6.3	7.7
Kuwait	443	1,564.0	392.1	400.1	414.6	367.1	382.1	19.6	26.8	2.5	12.2	2.4	2.5
Lebanon	446	902.5	214.4	220.7	246.4	227.1	208.3	55.8	13.5	13.6	23.1	8.3	10.8
Libya	672	329.7	71.0	74.6	110.8	64.1	80.2	611.3	341.6	147.8	92.9	114.7	255.8

Germany (134)

In Millions of U.S. Dollars

		Exports (FOB)						Imports (CIF)					
		2016	2015Q4	2016Q1	2016Q2	2016Q3	2016Q4	2016	2015Q4	2016Q1	2016Q2	2016Q3	2016Q4
Mauritania	682	69.9	16.7	22.7	18.7	14.1	14.4	26.6	10.8	4.7	5.3	0.1	16.5
Morocco	686	2,224.2	521.1	530.4	645.6	522.8	525.4	728.1	175.0	205.5	183.5	171.3	167.8
Oman	449	927.5	288.4	215.2	277.0	224.5	210.7	29.3	9.7	7.5	8.7	7.0	6.1
Pakistan	564	1,237.1	351.3	254.9	293.4	326.4	362.4	1,397.6	313.6	367.8	337.6	371.5	320.7
Qatar	453	2,790.3	745.9	637.3	725.2	756.4	671.3	287.4	29.2	86.1	60.7	38.9	101.7
Saudi Arabia	456	8,055.6	2,736.0	2,170.0	2,103.7	1,823.0	1,958.9	484.9	200.9	52.3	61.1	220.5	151.1
Somalia	726	10.4	8.0	3.6	0.9	3.5	2.4	0.9	0.3	0.2	0.2	0.5	0.1
Sudan	732	191.0	35.9	39.8	40.5	57.3	53.4	17.2	5.6	3.9	5.9	3.5	3.8
Syrian Arab Republic	463	57.2	17.3	10.8	14.6	12.1	19.6	14.7	2.8	3.7	4.3	2.8	3.8
Tunisia	744	1,569.0	376.2	380.3	443.9	358.8	386.1	1,587.0	381.2	400.6	410.6	428.7	347.0
United Arab Emirates	466	15,938.6	4,502.7	3,450.4	4,605.6	3,232.0	4,650.5	883.6	210.2	225.6	243.8	204.8	209.4
West Bank and Gaza	487	93.1	15.9	23.5	26.8	24.4	18.3	0.9	0.2	0.3	0.2	0.1	0.3
Yemen, Republic of	474	121.0	20.3	47.3	32.8	16.8	24.0	2.3	0.0	0.0	0.5	0.4	1.5
Sub-Saharan Africa	603	14,293.1	3,557.3	3,356.1	3,801.2	3,796.7	3,339.1	10,067.9	2,277.8	2,346.5	2,618.6	2,368.2	2,734.5
Angola	614	272.6	93.3	57.6	57.8	63.4	93.8	163.2	6.1	9.6	21.5	34.0	98.2
Benin	638	48.6	15.3	12.3	20.1	9.1	7.0	1.1	0.0	0.0	0.4	0.0	0.7
Botswana	616	81.5	14.6	20.4	21.5	22.9	16.7	0.4	0.1	0.1	0.2	0.1	0.1
Burkina Faso	748	59.4	13.6	14.3	15.1	13.2	16.8	36.9	8.1	5.7	10.4	10.4	10.4
Burundi	618	13.5	1.8	2.6	5.8	2.7	2.4	12.9	3.8	2.3	2.2	0.9	7.5
Cabo Verde	624	7.0	1.8	1.6	1.7	2.2	1.5	0.1	0.4	0.1	0.0	0.0	0.0
Cameroon	622	151.2	33.0	35.5	33.8	47.1	34.7	46.5	13.0	13.4	10.2	11.4	11.5
Central African Rep.	626	9.0	5.9	1.9	1.8	2.0	3.3	0.4	0.1	0.1	0.0	0.0	0.4
Chad	628	20.5	4.4	6.3	6.2	5.2	2.8	3.9	1.8	0.6	1.1	0.4	1.8
Comoros	632	5.8	0.3	4.8	0.5	0.4	0.2	4.4	1.0	1.2	1.5	0.2	1.5
Congo, Dem. Rep. of	636	93.1	37.4	19.6	29.2	23.6	20.7	106.2	18.3	16.6	34.9	38.1	16.6
Congo, Republic of	634	90.2	20.8	42.8	16.2	16.3	14.9	17.2	5.7	2.9	6.3	6.2	1.8
Côte d'Ivoire	662	212.3	38.9	55.6	51.7	52.2	52.8	716.7	120.7	170.6	292.6	118.4	135.1
Equatorial Guinea	642	18.7	5.9	5.1	4.4	4.4	4.7	82.3	0.0	0.0	0.1	27.1	55.1
Eritrea	643	9.3	5.2	4.8	1.8	1.4	1.3	0.0	0.0	0.0	0.0
Ethiopia	644	387.9	103.8	92.2	94.2	115.9	85.6	188.1	45.6	44.6	42.9	57.8	42.9
Gabon	646	41.9	14.9	10.8	12.6	8.7	9.9	11.7	11.7	6.3	0.8	1.4	3.3
Gambia, The	648	9.2	3.1	2.6	2.4	2.2	2.1	0.1	0.0	0.0	0.0	0.0	0.0
Ghana	652	335.6	72.2	86.6	106.3	72.2	70.5	225.9	56.7	50.3	54.4	42.1	79.1
Guinea	656	98.3	27.0	16.6	28.1	31.5	22.1	96.4	31.3	30.6	25.4	22.8	17.6
Guinea-Bissau	654	3.5	0.8	0.4	0.6	1.1	1.4	5.6	0.0	5.6
Kenya	664	372.0	92.6	102.0	101.3	81.5	87.1	147.8	32.2	30.1	45.2	34.8	37.7
Lesotho	666	1.8	0.5	0.3	0.6	0.6	0.3	1.9	0.5	0.4	0.5	0.8	0.3
Liberia	668	214.2	55.3	18.1	92.9	45.9	57.4	66.4	3.3	36.4	15.5	8.4	6.1
Madagascar	674	34.1	8.5	7.4	8.5	9.5	8.7	194.6	27.7	43.1	33.7	56.1	61.7
Malawi	676	19.6	2.9	3.5	6.2	4.6	5.4	46.8	16.2	10.6	11.0	7.8	17.4
Mali	678	146.1	42.0	29.1	30.0	39.7	47.3	1.3	0.0	0.1	0.7	0.2	0.2
Mauritius	684	131.6	26.2	27.4	39.8	32.7	31.6	25.7	5.4	5.4	6.5	7.4	6.4
Mozambique	688	61.4	62.4	17.8	16.3	12.8	14.5	34.3	5.8	7.5	5.9	4.2	16.7
Namibia	728	81.1	21.1	19.3	18.1	23.5	20.2	96.3	41.7	8.4	28.3	29.2	30.4
Niger	692	21.7	6.1	5.5	4.5	8.0	3.6	0.2	0.0	0.1	0.0	0.0	0.0
Nigeria	694	848.7	280.6	169.0	221.9	207.1	250.6	1,393.9	402.0	500.9	303.7	235.5	353.7
Rwanda	714	44.4	15.0	9.3	15.5	11.2	8.4	13.8	6.0	4.3	2.4	3.9	3.3
São Tomé & Príncipe	716	0.7	0.2	0.2	0.3	0.1	0.2	0.2	0.0	0.2
Senegal	722	137.9	24.3	24.4	40.3	34.4	38.8	8.6	1.9	2.8	0.9	4.2	0.7
Seychelles	718	16.8	4.3	3.1	4.3	5.8	3.5	2.7	1.4	0.7	0.5	0.8	0.7
Sierra Leone	724	22.9	7.5	5.6	8.6	4.3	4.5	4.2	4.0	2.0	0.4	0.1	1.7
South Africa	199	9,759.3	2,298.5	2,324.1	2,552.3	2,682.1	2,200.8	6,017.9	1,330.1	1,256.4	1,594.4	1,537.8	1,629.4
South Sudan, Rep. of	733	5.7	2.4	1.2	2.3	1.6	0.7	0.3	0.0	0.1	0.1	0.1	0.1
Swaziland	734	7.0	3.4	1.7	1.8	1.8	1.6	2.1	0.3	0.6	0.6	0.7	0.3
Tanzania	738	154.7	30.2	39.3	47.4	34.7	33.2	142.2	42.5	34.9	28.0	31.9	47.4
Togo	742	43.9	13.4	9.1	14.6	10.4	9.8	3.6	0.5	1.9	0.7	0.4	0.5
Uganda	746	107.2	22.3	20.5	33.8	25.7	27.3	94.8	25.2	21.0	23.7	26.7	23.4
Zambia	754	60.4	13.5	17.9	14.6	13.9	14.1	12.3	2.4	2.2	4.8	1.4	3.9
Zimbabwe	698	30.4	10.2	5.8	13.0	7.2	4.3	35.8	4.6	15.9	6.3	4.6	9.0
Africa n.s.	799	0.2	0.1	0.1	0.1	0.0	0.0	0.0	0.0

Germany (134)

In Millions of U.S. Dollars

		Exports (FOB)						Imports (CIF)					
		2016	2015Q4	2016Q1	2016Q2	2016Q3	2016Q4	2016	2015Q4	2016Q1	2016Q2	2016Q3	2016Q4
Western Hemisphere	205	34,451.3	9,050.7	7,801.7	9,433.2	8,911.4	8,305.1	15,815.1	4,007.0	3,513.6	4,082.3	4,095.6	4,123.6
Anguilla	312	1.4	1.9	1.2	0.1	0.0	0.1	0.0	0.0	0.0	0.0	0.0
Antigua and Barbuda	311	13.4	6.5	5.6	2.4	3.2	2.2	18.1	0.0	17.6	0.0	0.1	0.3
Argentina	213	2,861.2	675.7	717.9	751.1	752.8	639.3	1,286.0	356.5	424.6	257.1	304.5	299.7
Aruba	314	11.5	2.2	3.5	2.2	2.7	3.1	0.2	0.1	0.1	0.1	0.0	0.0
Bahamas, The	313	45.3	10.8	11.8	10.2	10.9	12.3	4.1	1.0	0.5	1.5	1.0	1.1
Barbados	316	21.6	4.8	5.3	5.2	4.9	6.2	2.0	0.4	0.5	0.7	0.2	0.6
Belize	339	7.2	2.0	1.1	2.9	1.4	1.7	0.2	0.0	0.0	0.0	0.1	0.1
Bermuda	319	9.0	464.2	1.7	1.8	3.9	1.6	261.9	0.0	0.0	29.2	123.7	108.9
Bolivia	218	153.4	35.9	29.2	37.7	37.2	49.2	72.6	22.4	14.3	17.1	20.9	20.3
Brazil	223	9,455.7	2,214.1	2,209.9	2,647.7	2,428.3	2,169.9	5,594.8	1,326.6	1,252.9	1,497.8	1,493.6	1,350.5
Chile	228	2,700.8	769.8	580.8	660.1	791.4	668.5	796.1	254.0	195.8	220.1	177.6	202.6
Colombia	233	1,584.5	509.8	352.3	357.8	479.7	394.7	481.5	207.9	100.1	130.7	134.5	116.3
Costa Rica	238	268.2	58.5	70.1	68.5	66.0	63.6	177.9	44.3	46.1	60.8	36.4	34.7
Curacao	354	27.4	7.1	7.1	8.4	6.2	5.7	1.3	0.0	0.1	0.0	0.0	1.1
Dominica	321	1.1	0.2	0.1	0.2	0.2	0.5	0.0	0.0	0.0	0.0	0.0
Dominican Republic	243	247.4	73.1	52.1	63.4	55.1	76.7	92.9	22.5	19.2	25.8	24.4	23.5
Ecuador	248	415.0	111.0	85.7	96.7	115.6	117.0	402.7	90.2	117.0	110.8	92.8	82.2
El Salvador	253	152.7	103.1	31.2	38.2	46.3	37.0	42.6	7.4	9.6	12.0	10.1	10.9
Falkland Islands	323	0.6	0.1	0.2	0.0	0.0	0.3	3.0	0.0	0.4	2.3	0.3
Greenland	326	13.2	1.3	1.2	1.4	9.3	1.3	0.1	0.1	0.1	0.0	0.1	0.0
Grenada	328	2.5	0.6	0.5	0.4	0.4	1.3	1.3	0.2	0.3	0.2	0.7	0.2
Guatemala	258	287.3	56.6	63.2	69.4	80.6	74.1	145.5	33.0	19.5	36.2	46.6	43.1
Guyana	336	7.8	2.0	1.3	2.1	2.6	1.8	3.2	0.5	0.9	0.4	1.2	0.8
Haiti	263	25.6	5.8	3.9	5.2	5.0	11.5	1.5	0.5	0.2	0.6	0.3	0.4
Honduras	268	135.3	38.9	29.7	36.9	35.0	33.7	391.9	53.8	100.6	122.8	96.8	71.8
Jamaica	343	78.7	18.8	20.3	19.7	18.7	20.0	4.2	1.0	0.4	1.2	1.3	1.3
Mexico	273	12,343.5	3,028.5	2,647.0	3,093.6	3,281.3	3,321.7	4,416.0	969.4	922.7	1,124.3	1,034.9	1,334.1
Nicaragua	278	69.7	18.1	17.0	18.2	16.7	17.9	41.7	9.2	11.0	13.0	10.5	7.2
Panama	283	426.8	95.7	128.6	104.8	94.8	98.6	26.1	25.2	7.3	4.5	7.9	6.4
Paraguay	288	153.5	36.3	33.3	35.6	38.8	45.7	90.0	14.2	15.2	29.6	9.8	35.3
Peru	293	947.7	207.5	231.6	223.8	260.8	231.5	876.3	317.5	165.2	256.2	222.9	232.0
Sint Maarten	352	6.2	1.6	1.9	1.5	0.8	2.0	0.1	0.0	0.0	0.0	0.0	0.0
St. Kitts and Nevis	361	43.3	0.5	4.2	25.4	6.9	6.8	4.2	0.9	1.1	0.9	1.0	1.2
St. Lucia	362	5.0	0.6	1.2	1.4	1.2	1.2	0.2	0.0	0.0	0.1	0.0	0.1
St. Vincent & Grens.	364	2.0	0.4	0.6	0.4	0.5	0.4	0.0	0.0	0.0	0.0	0.0
Suriname	366	28.3	7.0	8.5	9.4	6.1	4.3	3.0	0.1	0.0	2.9	0.1	0.0
Trinidad and Tobago	369	148.3	29.0	25.4	30.2	68.1	24.6	30.7	13.6	5.8	10.6	6.7	7.5
Uruguay	298	375.7	163.0	114.2	89.7	92.1	79.7	309.1	49.1	56.0	88.0	101.1	64.0
Venezuela, Rep. Bol.	299	276.7	128.0	88.4	59.9	66.1	62.3	132.3	28.5	8.2	23.3	37.2	63.6
Western Hem. n.s.	399	1,096.8	159.9	212.5	849.6	19.8	14.9	99.8	156.4	0.3	1.4	96.3	1.8
Other Countries n.i.e	910	268.7	97.7	58.6	79.7	69.9	60.5	40.7	6.6	9.5	10.4	9.9	10.8
Cuba	928	262.4	95.3	57.7	77.0	68.3	59.3	39.4	6.3	8.9	10.1	9.5	10.8
Korea, Dem. People's Rep.	954	6.4	2.3	0.9	2.7	1.6	1.2	1.3	0.3	0.6	0.3	0.4	0.0
Special Categories	899	3,098.4	678.5	595.8	822.1	880.3	800.3	6.2	1.2	1.1	3.0	1.8	0.4
Countries & Areas n.s.	898	182.7	67.6	12.4	114.7	38.4	17.2
Memorandum Items													
Africa	605	21,888.4	5,222.2	5,453.2	5,711.7	5,398.8	5,324.7	13,874.5	3,183.8	3,189.3	3,552.1	3,321.3	3,811.8
Middle East	405	40,438.4	11,169.9	9,401.5	11,157.4	8,973.2	10,906.3	4,525.5	1,516.4	992.8	1,039.5	1,164.2	1,328.9
European Union	998	783,300.3	191,130.5	194,467.9	204,232.9	193,476.4	191,123.1	700,004.8	172,693.0	171,573.0	179,840.5	172,962.7	175,628.5
Export earnings: fuel	080	67,057.5	18,153.1	15,447.9	17,537.7	16,405.3	17,666.6	39,024.3	10,741.5	8,961.6	9,080.4	9,856.9	11,125.5
Export earnings: nonfuel	092	1,270,796.1	311,336.6	309,820.8	330,142.7	317,068.4	313,764.2	1,016,063.1	251,189.7	250,315.3	258,144.0	252,601.6	255,002.2

Ghana (652)

In Millions of U.S. Dollars

		Exports (FOB)						Imports (CIF)					
		2016	2015Q4	2016Q1	2016Q2	2016Q3	2016Q4	2016	2015Q4	2016Q1	2016Q2	2016Q3	2016Q4
IFS World	
World	001	10,952.0	3,367.2	2,436.0	2,287.3	2,424.9	3,803.8	11,209.1	2,996.9	2,598.8	3,141.0	2,738.2	2,731.1
Advanced Economies	110	4,566.9	1,074.7	877.1	1,213.2	1,213.3	1,263.3	4,720.6	1,252.8	1,186.5	1,229.6	1,156.4	1,148.0
Euro Area	163	2,010.2	671.8	368.2	533.1	519.2	589.7	1,806.4	575.5	477.1	538.7	372.3	418.3
Austria	122	0.1	0.0 r	0.0 r	0.0 r	0.0 r	0.1 r	5.4	2.4 r	1.2 r	1.7 r	1.1 r	1.5 r
Belgium	124	233.6	56.0 r	76.0 r	55.6 r	58.7 r	43.3 r	425.8	135.5 r	112.7 r	121.6 r	97.2 r	94.4 r
Cyprus	423	0.1	0.0 r	0.0 r	0.0 r	0.0 r	0.0 r	0.9	0.1 r	0.0 r	0.1 r	0.5 r	0.3 r
Estonia	939	51.8	12.5 r	12.3 r	12.4 r	13.3 r	13.8 r	0.6	0.1 r	0.2 r	0.2 r	0.0 r	0.2 r
Finland	172	0.1	0.0 r	0.0 r	0.0 r	0.0 r	0.0 r	38.9	4.2 r	22.7 r	4.8 r	5.1 r	6.2 r
France	132	281.2	188.2 r	65.1 r	52.8 r	48.5 r	114.8 r	185.9	126.3 r	50.9 r	77.4 r	26.7 r	30.9 r
Germany	134	105.9	25.5 r	23.1 r	25.3 r	19.8 r	37.6 r	371.3	80.2 r	96.0 r	117.6 r	79.8 r	77.8 r
Greece	174	2.3	4.8 r	1.0 r	0.7 r	0.2 r	0.4 r	22.9	47.3 r	5.4 r	4.7 r	7.8 r	5.1 r
Ireland	178	1.2	0.4 r	0.4 r	0.3 r	0.3 r	0.2 r	42.8	8.7 r	11.1 r	11.7 r	8.4 r	11.6 r
Italy	136	309.7	173.3 r	77.9 r	104.1 r	40.3 r	87.4 r	314.4	66.4 r	62.0 r	82.8 r	57.1 r	112.5 r
Latvia	941	4.8	0.9 r	1.5 r	1.8 r	0.6 r	0.8 r
Lithuania	946	0.0	0.0 r	0.0 r	0.0 r	0.0 r	8.3	1.5 r	1.8 r	2.3 r	2.1 r	2.1 r
Luxembourg	137	0.0	0.0 r	0.0 r	0.0 r	0.0 r	0.0 r	5.8	1.4 r	1.1 r	2.0 r	1.6 r	1.1 r
Malta	181	0.0	0.0 r	0.0 r	0.0 r	0.0 r	3.0	0.7 r	0.0 r	1.1 r	1.8 r	0.1 r
Netherlands	138	882.7	158.8 r	82.7 r	255.1 r	303.1 r	241.8 r	159.4	44.4 r	33.4 r	57.8 r	38.1 r	30.0 r
Portugal	182	23.2	17.7 r	0.7 r	0.9 r	1.2 r	20.4 r	23.4	5.5 r	10.2 r	5.4 r	4.4 r	3.4 r
Slovak Republic	936	1.0	0.2 r	0.2 r	0.3 r	0.3 r	0.3 r
Slovenia	961	4.1	1.4 r	0.9 r	0.9 r	1.2 r	1.0 r
Spain	184	118.1	34.5 r	29.0 r	25.9 r	33.7 r	29.6 r	187.7	48.2 r	65.8 r	44.4 r	38.4 r	39.1 r
Australia	193	3.2	0.5 r	0.9 r	1.0 r	0.7 r	0.6 r	69.9	12.7 r	12.9 r	25.4 r	1.4 r	30.3 r
Canada	156	12.4	2.9 r	6.3 r	4.6 r	1.0 r	0.6 r	196.0	45.5 r	40.0 r	57.7 r	43.9 r	54.4 r
China,P.R.: Hong Kong	532	23.1	3.9 r	4.7 r	7.4 r	5.1 r	5.9 r	190.5	32.4 r	66.8 r	39.7 r	35.4 r	48.6 r
Czech Republic	935	0.0	0.0 r	0.0 r	0.0 r	0.0 r	0.0 r	7.4	1.7 r	1.4 r	2.1 r	2.2 r	1.7 r
Denmark	128	8.5	0.8 r	0.0 r	2.4 r	3.9 r	2.2 r	85.6	22.3 r	20.3 r	19.4 r	21.8 r	24.2 r
Iceland	176	1.1	0.6 r	0.0 r	0.9 r	0.1 r
Israel	436	1.8	0.3 r	0.5 r	0.5 r	0.8 r	18.2	5.0 r	4.1 r	4.6 r	6.2 r	3.2 r
Japan	158	107.7	20.9 r	31.3 r	66.8 r	6.3 r	3.3 r	157.5	38.1 r	46.6 r	42.6 r	34.7 r	33.6 r
Korea, Republic of	542	12.9	3.1 r	1.7 r	2.8 r	3.8 r	4.6 r	281.7	70.8 r	63.5 r	78.1 r	61.7 r	78.4 r
New Zealand	196	2.9	1.3 r	1.7 r	0.9 r	0.0 r	0.3 r	17.6	3.8 r	5.6 r	4.0 r	5.2 r	2.8 r
Norway	142	3.2	0.2 r	0.2 r	1.1 r	0.4 r	1.5 r	45.9	9.1 r	20.6 r	6.9 r	6.3 r	12.0 r
Singapore	576	47.9	8.5 r	15.1 r	16.1 r	11.4 r	5.3 r	17.4	4.9 r	4.9 r	4.3 r	4.7 r	3.6 r
Sweden	144	0.6	0.3 r	0.2 r	0.1 r	0.1 r	0.3 r	102.6	39.4 r	21.3 r	29.5 r	34.0 r	17.8 r
Switzerland	146	1,826.0	224.7 r	291.1 r	449.3 r	537.3 r	548.3 r	32.9	8.4 r	9.8 r	8.7 r	6.6 r	7.7 r
Taiwan Prov.of China	528	78.0 e	43.4 e	33.2 e	0.5 e	43.6 e	0.7 e	30.7 e	7.7 e	5.1 e	13.4 e	5.2 e	7.0 e
United Kingdom	112	185.4	44.4 r	40.2 r	54.3 r	45.4 r	45.5 r	666.9	125.8 r	158.9 r	131.7 r	241.7 r	134.6 r
United States	111	242.9	47.8 r	81.7 r	72.4 r	34.5 r	54.3 r	992.2	249.2 r	227.7 r	222.8 r	272.2 r	269.5 r
Emerg. & Dev. Economies	200	6,384.5	2,292.4	1,558.8	1,074.0	1,211.4	2,540.4	6,487.7	1,743.9	1,412.1	1,911.2	1,581.5	1,582.8
Emerg. & Dev. Asia	505	3,775.6	1,689.5	941.3	447.9	549.7	1,836.7	3,947.7	1,097.7	845.2	1,123.6	992.2	986.8
Bangladesh	513	0.4	0.1 r	0.1 r	0.1 r	0.1 r	0.1 r	0.5	0.5 r	0.1 r	0.1 r	0.1 r	0.1 r
Cambodia	522	0.6	0.2 r	0.1 r	0.2 r	0.1 r	0.1 r
China,P.R.: Mainland	924	945.4	117.3 r	258.7 r	110.3 r	279.8 r	296.5 r	2,800.1	828.6 r	574.5 r	798.5 r	696.4 r	730.6 r
India	534	2,597.1	1,515.8 r	645.1 r	275.7 r	206.7 r	1,469.6 r	512.9	105.2 r	125.3 r	142.4 r	137.0 r	108.2 r
Indonesia	536	0.2	0.0 r	0.2 r	0.0 r	0.0 r	0.0 r	89.2	18.1 r	19.6 r	25.4 r	22.1 r	22.1 r
Malaysia	548	209.1	49.6 r	31.9 r	56.1 r	57.1 r	64.1 r	96.6	29.9 r	19.4 r	30.1 r	23.6 r	23.6 r
Myanmar	518	0.0	0.0 r	0.0 r	0.0 r	0.0 r	0.0 r	1.4	0.4 r	0.3 r	0.4 r	0.3 r	0.3 r
Philippines	566	0.2	0.4 r	0.1 r	0.1 r	0.1 r	0.1 r	7.2	2.1 r	1.7 r	2.0 r	1.7 r	1.7 r
Sri Lanka	524	0.1	0.0 r	0.0 r	0.0 r	0.0 r	3.4	0.7 r	1.1 r	0.8 r	0.8 r	0.8 r
Thailand	578	1.5	0.9 r	0.2 r	0.4 r	0.6 r	0.4 r	169.1	34.9 r	42.2 r	47.8 r	44.6 r	34.5 r
Vietnam	582	21.5	5.5 r	5.1 r	5.2 r	5.3 r	5.9 r	158.7	46.3 r	36.5 r	45.2 r	38.7 r	38.2 r
Asia n.s.	598	108.2	30.7 r	24.5 r	30.7 r	26.5 r	26.4 r
Europe	170	130.5	30.0	23.4	29.2	35.1	42.8	627.8	136.5	142.1	255.1	114.0	116.5
Emerg. & Dev. Europe	903	96.7	20.8	19.5	25.1	25.8	26.3	344.5	84.5	84.5	143.0	54.9	62.0
Bulgaria	918	0.4	0.1 r	0.1 r	0.1 r	0.1 r	0.1 r	15.3	2.5 r	5.7 r	6.3 r	2.2 r	1.2 r
Croatia	960	0.0	0.0 r	0.0 r	0.0 r	0.0 r	0.0 r	1.0	0.3 r	0.2 r	0.2 r	0.3 r	0.3 r
Faroe Islands	816	0.0 e	0.0 e	0.0 e	0.0 e	0.0 e	0.0 e	1.9	0.5 r	0.4 r	0.5 r	0.5 r	0.5 r
Hungary	944	1.6	0.1 r	0.1 r	0.2 r	0.9 r	0.4 r	22.5	1.4 r	1.9 r	17.1 r	1.9 r	1.6 r

Ghana (652)

In Millions of U.S. Dollars

		Exports (FOB)						Imports (CIF)					
		2016	2015Q4	2016Q1	2016Q2	2016Q3	2016Q4	2016	2015Q4	2016Q1	2016Q2	2016Q3	2016Q4
Macedonia, FYR	962	0.9 e	0.3 e	0.2 e	0.2 e	0.2 e	0.2 e	0.0 e	0.2 e	0.0 e	0.0 e	0.0 e	0.0 e
Poland	964	4.5	2.0 r	1.5 r	1.5 r	1.1 r	0.3 r	35.9	12.6 r	8.3 r	8.9 r	8.9 r	9.8 r
Romania	968	4.0	1.8 r	1.0 r	1.0 r	1.0 r	1.1 r	4.9	4.3 r	0.4 r	0.7 r	3.2 r	0.5 r
Turkey	186	85.3	16.5 r	16.6 r	22.0 r	22.5 r	24.3 r	262.9	62.8 r	67.5 r	109.2 r	38.0 r	48.3 r
CIS	901	33.9	9.2	3.9	4.2	9.4	16.5	283.3	51.9	57.6	112.1	59.1	54.5
Georgia	915	0.0	0.0 r	0.0 r	0.0 r	0.0 r	0.0 r	0.1	0.0 r	0.0 r	0.0 r	0.0 r	0.0 r
Kazakhstan	916	0.1	0.0 r	0.0 r	0.0 r	0.0 r	0.0 r	0.2	0.1 r	0.0 r	0.1 r	0.0 r	0.0 r
Russian Federation	922	3.1	0.7 r	0.4 r	0.3 r	0.4 r	2.0 r	243.1	38.1 r	49.7 r	102.3 r	51.2 r	39.9 r
Ukraine	926	30.7	8.5 r	3.5 r	3.8 r	8.9 r	14.4 r	39.9	13.8 r	7.8 r	9.7 r	7.9 r	14.5 r
Mid East, N Africa, Pak	440	1,278.3	296.5	283.7	313.8	332.7	348.2	736.8	199.8	167.9	208.6	181.7	178.6
Algeria	612	0.4	0.1 r	0.1 r	0.1 r	0.1 r	0.1 r	13.4	3.8 r	3.0 r	3.8 r	3.3 r	3.3 r
Bahrain, Kingdom of	419	31.1	7.6 r	7.2 r	7.5 r	7.8 r	8.7 r	0.2	0.0 r	0.0 r	0.0 r	0.0 r	0.0 r
Djibouti	611	0.1	0.0 r	0.0 r	0.0 r	0.0 r	0.0 r	0.2	0.0 r	0.0 r	0.0 r	0.0 r	0.0 r
Egypt	469	3.1	0.8 r	0.7 r	0.7 r	0.8 r	0.9 r	165.1	31.7 r	37.3 r	46.8 r	40.6 r	40.5 r
Iran, I.R. of	429	6.0	1.5 r	1.4 r	1.4 r	1.5 r	1.7 r	1.7	0.5 r	0.4 r	0.5 r	0.4 r	0.4 r
Iraq	433	0.1	0.0 r	0.0 r	0.0 r	0.0 r	0.0 r	0.0	0.0 r	0.0 r	0.0 r	0.0 r	0.0 r
Jordan	439	0.4	0.1 r	0.1 r	0.1 r	0.1 r	0.1 r	2.6	2.0 r	0.6 r	0.6 r	1.1 r	0.4 r
Kuwait	443	0.1	0.0 r	0.0 r	0.0 r	0.0 r	0.0 r	3.0	0.8 r	0.7 r	0.8 r	0.7 r	0.7 r
Lebanon	446	65.6	0.8 r	4.8 r	23.0 r	29.7 r	8.2 r	24.4	10.5 r	6.7 r	6.7 r	6.5 r	4.4 r
Libya	672	0.0	0.0 r	0.0 r	0.0 r	0.0 r	0.0 r	4.0	1.1 r	0.9 r	1.1 r	1.0 r	1.0 r
Mauritania	682	1.2	0.3 r	0.3 r	0.3 r	0.3 r	0.3 r	58.2	16.4 r	13.1 r	16.5 r	14.3 r	14.3 r
Morocco	686	0.4	0.1 r	0.1 r	0.1 r	0.1 r	0.1 r	41.4	13.5 r	9.5 r	11.8 r	10.1 r	10.0 r
Oman	449	0.0	0.0 r	0.0 r	0.0 r	0.0 r	0.0 r	3.3	0.9 r	0.7 r	0.9 r	0.8 r	0.8 r
Pakistan	564	0.1	0.0 r	0.0 r	0.0 r	0.0 r	0.0 r	8.9	2.5 r	2.0 r	2.5 r	2.2 r	2.2 r
Qatar	453	1.3	0.3 r	0.3 r	0.3 r	0.3 r	0.4 r	6.0	1.7 r	1.4 r	1.7 r	1.5 r	1.5 r
Saudi Arabia	456	2.5	0.6 r	0.6 r	0.6 r	0.6 r	0.7 r	83.0	24.0 r	19.0 r	23.6 r	20.3 r	20.1 r
Somalia	726	0.2	0.0 r	0.0 r	0.1 r	0.0 r	0.0 r
Syrian Arab Republic	463	0.0	0.0 r	0.0 r	0.0 r	0.0 r	0.0 r	1.8	0.5 r	0.4 r	0.5 r	0.4 r	0.4 r
Tunisia	744	6.1	1.5 r	1.5 r	1.5 r	1.5 r	1.6 r	10.5	2.9 r	2.3 r	3.0 r	2.6 r	2.6 r
United Arab Emirates	466	1,159.3	282.7 r	266.6 r	277.9 r	289.7 r	325.1 r	308.6	86.9 r	69.7 r	87.4 r	75.8 r	75.7 r
West Bank and Gaza	487	0.3 e	0.1 e	0.1 e	0.1 e	0.1 e	0.1 e
Yemen, Republic of	474	0.1	0.0 r	0.0 r	0.0 r	0.0 r	0.0 r	0.4	0.1 r	0.1 r	0.1 r	0.1 r	0.1 r
Sub-Saharan Africa	603	1,044.4	265.4	251.5	237.3	272.8	282.7	919.8	232.5	200.6	247.5	236.7	235.0
Angola	614	16.0	3.9 r	3.7 r	3.8 r	4.0 r	4.5 r	1.6	0.5 r	0.4 r	0.5 r	0.4 r	0.4 r
Benin	638	136.7	33.3 r	31.4 r	32.8 r	34.2 r	38.3 r	4.9	1.4 r	1.1 r	1.4 r	1.2 r	1.2 r
Botswana	616	0.0	0.0 r	0.0 r	0.0 r	0.0 r	0.0 r	0.1	0.0 r	0.0 r	0.0 r	0.0 r	0.0 r
Burkina Faso	748	325.9	79.5 r	75.0 r	78.1 r	81.4 r	91.4 r	11.9	3.4 r	2.7 r	3.4 r	2.9 r	2.9 r
Cabo Verde	624	0.1	0.0 r	0.0 r	0.0 r	0.0 r	0.0 r	1.5	0.4 r	0.3 r	0.4 r	0.4 r	0.4 r
Cameroon	622	6.8	1.6 r	1.6 r	1.6 r	1.7 r	1.9 r	3.9	1.1 r	0.9 r	1.1 r	1.0 r	1.0 r
Chad	628	0.4	0.1 r	0.1 r	0.1 r	0.1 r	0.1 r	0.0	0.0 r	0.0 r	0.0 r	0.0 r	0.0 r
Congo, Dem. Rep. of	636	0.7	0.2 r	0.2 r	0.2 r	0.2 r	0.2 r	0.0	0.0 r	0.0 r	0.0 r	0.0 r	0.0 r
Congo, Republic of	634	3.2	0.8 r	0.7 r	0.8 r	0.8 r	0.9 r	1.0	0.3 r	0.2 r	0.3 r	0.2 r	0.2 r
Côte d'Ivoire	662	58.3	14.2 r	13.4 r	14.0 r	14.6 r	16.3 r	18.5	5.2 r	4.2 r	5.2 r	4.6 r	4.5 r
Equatorial Guinea	642	2.4	0.6 r	0.6 r	0.6 r	0.6 r	0.7 r	5.5	1.5 r	1.2 r	1.6 r	1.3 r	1.3 r
Ethiopia	644	1.4	0.3 r	0.3 r	0.3 r	0.3 r	0.4 r	0.8	0.2 r	0.2 r	0.2 r	0.2 r	0.2 r
Gabon	646	3.5	0.9 r	0.8 r	0.8 r	0.9 r	1.0 r	1.1	0.3 r	0.2 r	0.3 r	0.3 r	0.3 r
Gambia, The	648	2.7	0.6 r	0.6 r	0.6 r	0.7 r	0.8 r	0.1	0.0 r	0.0 r	0.0 r	0.0 r	0.0 r
Guinea	656	7.8	1.8 r	1.8 r	1.9 r	2.0 r	2.2 r	16.4	4.6 r	3.7 r	4.7 r	4.0 r	4.0 r
Guinea-Bissau	654	0.1	0.0 r	0.0 r	0.0 r	0.0 r	0.0 r	47.9	13.5 r	10.8 r	13.6 r	11.8 r	11.8 r
Kenya	664	1.9	0.5 r	0.4 r	0.4 r	0.5 r	0.5 r	7.0	2.0 r	1.6 r	2.0 r	1.7 r	1.7 r
Liberia	668	10.1	2.5 r	2.3 r	2.4 r	2.5 r	2.8 r	6.2	1.8 r	1.4 r	1.8 r	1.5 r	1.5 r
Madagascar	674	0.1	0.0 r	0.0 r	0.0 r	0.0 r	0.0 r	0.0	0.0 r	0.0 r	0.0 r	0.0 r	0.0 r
Mali	678	36.0	8.8 r	8.3 r	8.6 r	9.0 r	10.1 r	1.9	0.5 r	0.4 r	0.5 r	0.5 r	0.5 r
Mauritius	684	0.5	0.3 r	0.1 r	0.1 r	0.1 r	0.1 r	5.6	1.4 r	1.4 r	1.4 r	1.4 r	1.4 r
Mozambique	688	4.0	1.0 r	0.9 r	1.0 r	1.0 r	1.1 r	0.5	0.1 r	0.1 r	0.1 r	0.1 r	0.1 r
Namibia	728	4.9	1.2 r	1.1 r	1.2 r	1.2 r	1.4 r	9.6	2.7 r	2.2 r	2.7 r	2.4 r	2.4 r
Niger	692	54.1	13.2 r	12.4 r	13.0 r	13.5 r	15.2 r	6.5	1.8 r	1.5 r	1.8 r	1.6 r	1.6 r
Nigeria	694	98.6	24.0 r	22.7 r	23.6 r	24.6 r	27.6 r	332.2	93.4 r	74.9 r	94.1 r	81.6 r	81.5 r
Rwanda	714	0.1	0.0 r	0.0 r	0.0 r	0.0 r	0.0 r	0.0	0.0 r	0.0 r	0.0 r	0.0 r	0.0 r
Senegal	722	77.5	13.3 r	17.7 r	18.5 r	19.4 r	21.8 r	2.7	1.2 r	0.6 r	0.8 r	0.7 r	0.7 r

Ghana (652)

In Millions of U.S. Dollars

		Exports (FOB)						Imports (CIF)					
		2016	2015Q4	2016Q1	2016Q2	2016Q3	2016Q4	2016	2015Q4	2016Q1	2016Q2	2016Q3	2016Q4
Seychelles	718	0.0	0.0 r	0.0 r	0.0 r	0.0 r	0.0 r	0.4	0.1 r	0.1 r	0.1 r	0.1 r	0.1 r
Sierra Leone	724	8.8	2.1 r	2.0 r	2.1 r	2.2 r	2.5 r	5.7	1.6 r	1.3 r	1.6 r	1.4 r	1.4 r
South Africa	199	142.9	51.0 r	44.2 r	21.3 r	47.6 r	29.8 r	333.4	67.5 r	68.3 r	81.3 r	92.6 r	91.1 r
Tanzania	738	1.8	0.4 r	0.4 r	0.4 r	0.4 r	0.5 r	0.9	0.3 r	0.2 r	0.3 r	0.2 r	0.2 r
Togo	742	35.6	8.7 r	8.2 r	8.5 r	8.9 r	10.0 r	91.1	25.6 r	20.6 r	25.8 r	22.4 r	22.4 r
Uganda	746	0.2	0.3 r	0.1 r	0.0 r	0.0 r	0.1 r	0.2	0.0 r	0.0 r	0.0 r	0.0 r	0.0 r
Zambia	754	1.1	0.1 r	0.4 r	0.2 r	0.1 r	0.3 r	0.4	0.0 r	0.0 r	0.3 r	0.0 r	0.0 r
Zimbabwe	698	0.1	0.0 r	0.0 r	0.0 r	0.0 r	0.0 r	0.0	0.0 r	0.0 r	0.0 r	0.0 r	0.0 r
Western Hemisphere	205	155.7	10.9	58.8	45.8	21.1	29.9	255.5	77.5	56.3	76.4	56.9	65.9
Antigua and Barbuda	311	38.5	9.4 r	8.9 r	9.2 r	9.6 r	10.8 r	0.1	0.0 r	0.0 r	0.0 r	0.0 r	0.0 r
Argentina	213	0.0	0.0 r	0.0 r	0.0 r	0.0 r	0.0 r	28.3	7.3 r	7.2 r	7.1 r	7.0 r	7.0 r
Brazil	223	115.6	1.4 r	49.8 r	36.4 r	11.3 r	18.0 r	163.0	48.5 r	34.8 r	51.8 r	33.9 r	42.4 r
Chile	228	0.9	0.0 r	0.0 r	0.9 r	7.8	5.9 r	1.4 r	1.7 r	2.1 r	2.7 r
Colombia	233	0.0	0.0 r	0.0 r	0.0 r	0.0 r	0.0 r	1.5	0.4 r	0.3 r	0.4 r	0.4 r	0.4 r
Costa Rica	238	0.0	0.0 r	0.0 r	0.0 r	0.0 r	0.0 r	1.0	0.3 r	0.2 r	0.3 r	0.2 r	0.2 r
Curacao	354	0.0	0.0 r	0.0 r	0.0 r	0.0 r	0.0 r	0.1	0.0 r	0.0 r	0.0 r	0.0 r	0.0 r
Dominican Republic	243	0.0	0.0 r	0.0 r	0.0 r	0.0 r	0.0 r	0.2	0.1 r	0.1 r	0.1 r	0.1 r	0.1 r
Ecuador	248	0.2	0.0 r	0.0 r	0.1 r	0.0 r	0.0 r
Guatemala	258	8.3	2.3 r	1.9 r	2.3 r	2.0 r	2.0 r
Guyana	336	0.2	0.0 r	0.0 r	0.0 r	0.0 r	0.1 r	0.0	0.0 r	0.0 r	0.0 r	0.0 r	0.0 r
Jamaica	343	0.0	0.0 r	0.0 r	0.0 r	0.0 r	0.0 r	4.9	1.4 r	1.1 r	1.4 r	1.2 r	1.2 r
Mexico	273	0.2	0.1 r	0.1 r	0.1 r	0.1 r	0.1 r	3.2	0.8 r	0.8 r	0.8 r	0.8 r	0.8 r
Nicaragua	278	0.0	0.0 r	0.0 r	0.0 r	0.0 r	0.0 r	5.5	1.5 r	1.2 r	1.5 r	1.3 r	1.3 r
Panama	283	0.2 r
Paraguay	288	0.7	0.2 r	0.1 r	0.2 r	0.2 r	0.2 r
Peru	293	0.0	0.0 r	0.0 r	0.0 r	0.0 r	0.0 r	1.4	0.4 r	0.3 r	0.4 r	0.3 r	0.4 r
Suriname	366	0.0	0.0 r	0.0 r	0.0 r	0.0 r	0.0 r	27.0	7.6 r	6.1 r	7.6 r	6.6 r	6.6 r
Trinidad and Tobago	369	0.1	0.0 r	0.0 r	0.0 r	0.0 r	0.0 r	0.2	0.1 r	0.0 r	0.1 r	0.1 r	0.1 r
Uruguay	298	2.1	0.5 r	0.5 r	0.5 r	0.5 r	0.5 r
Other Countries n.i.e	910	0.5	0.1	0.1	0.1	0.1	0.1	0.2	0.1	0.0	0.1	0.1	0.1
Cuba	928	0.1	0.0 r	0.0 r	0.0 r	0.0 r	0.0 r	0.0	0.0 r	0.0 r	0.0 r	0.0 r	0.0 r
Korea, Dem. People's Rep.	954	0.4	0.1 r	0.1 r	0.1 r	0.1 r	0.1 r	0.2	0.1 r	0.0 r	0.1 r	0.1 r	0.1 r
Countries & Areas n.s.	898	0.6	0.2 r	0.1 r	0.2 r	0.2 r	0.2 r
Memorandum Items													
Africa	605	1,052.6	267.5	253.5	239.3	274.8	284.9	1,043.6	269.0	228.7	282.6	267.0	265.2
Middle East	405	1,270.0	294.4	281.8	311.7	330.6	345.9	604.1	160.7	137.8	170.9	149.2	146.2
European Union	998	2,215.2	721.2	411.4	592.8	571.6	639.4	2,748.6	785.6	695.5	754.7	688.4	609.9
Export earnings: fuel	080	1,328.3	323.9	305.1	318.0	331.5	373.6	1,010.1	254.4	223.1	319.7	239.5	227.9
Export earnings: nonfuel	092	9,623.7	3,043.3	2,130.9	1,969.3	2,093.3	3,430.1	10,199.0	2,742.6	2,375.7	2,821.4	2,498.7	2,503.2

Gibraltar (823)

In Millions of U.S. Dollars

		Exports (FOB)						Imports (CIF)					
		2016	2015Q4	2016Q1	2016Q2	2016Q3	2016Q4	2016	2015Q4	2016Q1	2016Q2	2016Q3	2016Q4
IFS World	
World	001	333.0	99.5	65.7	124.2	89.0	54.1	8,409.1	2,148.5	1,886.5	2,412.2	2,337.9	1,772.5
Advanced Economies	110	199.8	75.9	35.6	80.4	59.7	24.0	6,261.7	1,505.2	1,334.6	1,769.2	1,594.9	1,562.9
Euro Area	163	159.3	57.2	29.0	76.2	31.2	22.8	3,551.9	946.2	787.2	877.3	1,007.8	879.6
Austria	122	0.1 e	0.0 e	0.0 e	0.0 e	0.0 e	0.0 e	1.6 e	0.8 e	0.1 e	0.6 e	0.3 e	0.6 e
Belgium	124	26.4 e	0.0 e	4.8 e	0.0 e	14.0 e	7.6 e	156.4 e	69.2 e	46.3 e	28.7 e	58.4 e	23.0 e
Cyprus	423	0.0 e	0.5 e	0.0 e	0.0 e	0.0 e	0.0 e	0.0 e	0.0 e	0.0 e
Finland	172	0.1 e	0.0 e	0.0 e	0.1 e	0.0 e	0.0 e	36.5 e	0.2 e	0.4 e	0.1 e	19.7 e	16.3 e
France	132	2.2 e	0.0 e	0.2 e	0.1 e	1.9 e	0.1 e	361.6 e	22.4 e	31.9 e	78.8 e	102.4 e	148.5 e
Germany	134	1.4 e	0.2 e	0.4 e	0.4 e	0.6 e	0.0 e	24.1 e	5.8 e	4.4 e	7.7 e	5.5 e	6.5 e
Greece	174	2.9 e	0.0 e	0.0 e	0.0 e	1.0 e	1.9 e	449.3 e	94.9 e	141.3 e	112.2 e	123.7 e	72.1 e
Ireland	178	0.0 e	0.0 e	0.0 e	0.0 e	0.0 e	2.8 e	0.4 e	0.8 e	0.8 e	0.7 e	0.5 e
Italy	136	6.4 e	2.7 e	5.9 e	0.5 e	0.0 e	942.4 e	364.7 e	199.6 e	188.4 e	276.0 e	278.5 e
Latvia	941	0.0 e	0.0 e	46.2 e	0.1 e	0.0 e	0.0 e	46.1 e	0.0 e
Lithuania	946	0.0 e	0.0 e	20.7 e	0.0 e	20.3 e	0.1 e	0.3 e	0.1 e
Luxembourg	137	0.0 e	0.0 e	0.0 e	0.0 e	15.6 e	2.6 e	3.6 e	2.6 e	4.5 e	4.9 e
Malta	181	2.7 e	0.0 e	0.1 e	1.6 e	1.0 e	0.0 e	0.4 e	0.2 e	0.0 e	0.2 e	0.0 e
Netherlands	138	46.7 e	0.5 e	1.4 e	24.5 e	9.0 e	11.8 e	606.2 e	161.2 e	202.6 e	247.1 e	119.3 e	37.3 e
Portugal	182	0.6 e	1.6 e	0.5 e	0.0 e	0.1 e	0.1 e	156.9 e	36.9 e	30.9 e	18.7 e	24.0 e	83.3 e
Slovak Republic	936	0.0 e	0.0 e	2.7 e	0.3 e	0.4 e	0.6 e	0.9 e	0.7 e
Slovenia	961	0.1 e	0.1 e	0.1 e	0.0 e	0.1 e	0.0 e	0.0 e
Spain	184	69.6 e	51.6 e	15.8 e	49.3 e	3.1 e	1.3 e	728.2 e	186.6 e	104.2 e	191.0 e	225.9 e	207.2 e
Canada	156	2.7 e	0.0 e	0.0 e	0.2 e	2.5 e	0.1 e	0.2 e	0.1 e	0.0 e	0.1 e	0.0 e	0.1 e
China,P.R.: Hong Kong	532	0.6 e	0.0 e	0.2 e	0.1 e	0.1 e	0.3 e	1.1 e	0.5 e	0.2 e	0.2 e	0.4 e	0.3 e
Czech Republic	935	0.1 e	0.0 e	0.1 e	0.0 e	0.0 e	0.4 e	0.2 e	0.1 e	0.1 e	0.1 e	0.1 e
Denmark	128	0.2 e	0.0 e	0.1 e	0.1 e	0.0 e	0.0 e	4.1 e	0.6 e	1.1 e	0.9 e	1.1 e	1.1 e
Iceland	176	0.0 e	1.1 e	0.6 e	0.1 e	0.1 e	0.3 e	0.6 e
Israel	436	0.1 e	0.1 e	23.9 e	0.3 e	5.1 e	4.7 e	0.1 e	14.0 e
Japan	158	0.2 e	0.0 e	0.0 e	0.1 e	0.0 e	76.5 e	25.6 e	18.4 e	16.3 e	17.7 e	24.0 e
Korea, Republic of	542	0.0 e	13.1 e	0.0 e	0.0 e	0.0 e	0.0 e	2.1 e	0.6 e	0.2 e	0.5 e	0.8 e	0.6 e
New Zealand	196	0.0 e	0.0 e	0.0 e	0.8 e	0.1 e	0.1 e	0.5 e	0.1 e
Norway	142	5.5 e	0.0 e	5.4 e	0.0 e	0.1 e	0.0 e	24.6 e	8.5 e	5.2 e	17.8 e	1.0 e	0.5 e
Singapore	576	0.0 e	0.0 e	0.0 e	0.0 e	0.0 e	0.0 e	41.3 e	8.1 e	8.7 e	12.0 e	9.6 e	11.0 e
Sweden	144	0.0 e	0.0 e	0.0 e	0.0 e	0.0 e	0.0 e	128.6 e	29.9 e	50.2 e	5.9 e	29.8 e	42.7 e
Switzerland	146	0.0 e	3.2 e	0.0 e	0.0 e	0.0 e	0.0 e	8.7 e	1.5 e	2.5 e	2.4 e	2.0 e	1.8 e
United Kingdom	112	30.8 e	2.4 e	0.7 e	3.8 e	25.7 e	0.6 e	518.3 e	238.4 e	119.0 e	181.7 e	103.2 e	114.5 e
United States	111	0.3 e	0.0 e	0.1 e	0.1 e	0.1 e	0.1 e	1,878.0 e	243.7 e	336.6 e	648.6 e	421.0 e	471.8 e
Emerg. & Dev. Economies	200	133.2	23.6	30.1	43.7	29.3	30.1	2,147.5	643.3	551.8	643.0	743.0	209.6
Emerg. & Dev. Asia	505	0.2	0.2	0.1	0.1	0.1	0.1	1,292.2	527.6	388.7	431.4	470.5	1.6
China,P.R.: Mainland	924	0.0 e	0.1 e	0.0 e	7.6 e	79.9 e	1.2 e	2.0 e	2.8 e	1.5 e
India	534	1,284.0 e	447.7 e	387.3 e	429.2 e	467.5 e
Indonesia	536	0.1 e	0.0 e	0.0 e	0.0 e	0.0 e	0.0 e
Malaysia	548	0.0 e	0.2 e	0.0 e	0.0 e	0.1 e	0.1 e	0.1 e
Mongolia	948	0.1 e	0.0 e	0.0 e	0.0 e	0.0 e	0.0 e
Thailand	578	0.0 e	0.0 e	0.0 e	0.0 e	0.0 e	0.0 e	0.3 e	0.0 e	0.1 e	0.1 e	0.1 e	0.0 e
Timor-Leste	537	0.1 e	0.1 e	0.0 e	0.0 e	0.0 e	0.0 e
Europe	170	58.5	8.8	16.4	28.3	12.3	1.5	602.6	98.9	101.3	148.0	208.1	145.2
Emerg. & Dev. Europe	903	58.4	8.8	16.3	28.3	12.3	1.5	330.2	40.6	31.6	72.2	116.1	110.3
Bulgaria	918	0.1 e	0.1 e	0.0 e	26.1 e	13.7 e	0.2 e	0.0 e	25.9 e	0.0 e
Croatia	960	0.0 e	0.0 e	122.7 e	8.1 e	0.1 e	13.6 e	22.8 e	86.2 e
Faroe Islands	816	0.0 e	0.0 e	0.0 e	0.0 e	0.0 e	0.0 e	0.4 e	0.1 e	0.1 e	0.1 e	0.1 e	0.1 e
Hungary	944	0.0 e	0.0 e	0.0 e	0.6 e	0.1 e	0.2 e	0.0 e	0.3 e	0.1 e
Poland	964	51.7 e	2.1 e	9.9 e	28.3 e	12.0 e	1.5 e	70.2 e	2.0 e	12.2 e	40.5 e	14.5 e	2.9 e
Romania	968	0.2 e	0.2 e	35.6 e	4.0 e	3.0 e	15.0 e	7.8 e	9.8 e
Turkey	186	6.4 e	6.7 e	6.4 e	0.0 e	0.0 e	74.7 e	12.6 e	15.9 e	3.0 e	44.7 e	11.1 e
CIS	901	0.1	0.0	0.0	0.0	0.0	0.0	272.4	58.3	69.7	75.8	92.0	34.9
Azerbaijan, Rep. of	912	0.0 e	0.0 e	0.0 e	0.0 e	0.0 e	0.0 e	87.7 e	21.9 e	21.9 e	21.9 e	21.9 e
Georgia	915	5.1 e	1.1 e	0.5 e	3.3 e	0.8 e	0.5 e
Kazakhstan	916	0.0 e	0.0 e	0.0 e	0.0 e	0.0 e	0.7 e	0.2 e	0.2 e	0.2 e	0.2 e
Moldova	921	0.0 e	0.0 e	0.0 e	0.0 e	0.0 e	0.0 e	0.4 e	0.0 e	0.1 e	0.1 e	0.1 e	0.1 e

Gibraltar (823)

In Millions of U.S. Dollars

		Exports (FOB)						Imports (CIF)					
		2016	2015Q4	2016Q1	2016Q2	2016Q3	2016Q4	2016	2015Q4	2016Q1	2016Q2	2016Q3	2016Q4
Russian Federation	922	0.0 e	0.0 e	0.0 e	0.0 e	0.0 e	0.0 e	178.4 e	57.2 e	47.0 e	50.3 e	68.9 e	12.2 e
Mid East, N Africa, Pak	440	15.5	0.3	0.6	0.7	2.3	12.0	0.1	0.0	0.0	0.0	0.0	0.0
Lebanon	446	13.0 e	1.7 e	11.4 e
Morocco	686	2.0 e	0.2 e	0.5 e	0.5 e	0.5 e	0.5 e	0.1 e	0.0 e	0.0 e	0.0 e	0.0 e	0.0 e
Pakistan	564	0.1 e	0.0 e	0.0 e	0.0 e	0.0 e	0.0 e
Saudi Arabia	456	0.3 e	0.1 e	0.1 e	0.1 e	0.1 e	0.1 e
Tunisia	744	0.0 e	0.0 e	0.0 e	0.0 e	0.0 e	0.0 e	0.1 e	0.0 e	0.0 e	0.0 e	0.0 e	0.0 e
Sub-Saharan Africa	603	58.1	14.2	12.9	14.5	14.4	16.3	48.9	10.7	10.9	12.4	13.6	11.9
Angola	614	0.3 e	0.1 e	0.1 e	0.1 e	0.1 e	0.1 e
Benin	638	0.2 e	0.0 e	0.0 e	0.1 e	0.0 e	0.0 e
Burkina Faso	748	9.5 e	2.3 e	2.2 e	2.4 e	2.3 e	2.6 e
Burundi	618	0.1 e	0.0 e	0.0 e	0.0 e	0.0 e	0.0 e
Cabo Verde	624	0.1 e	0.0 e	0.0 e	0.0 e	0.0 e	0.0 e	1.4 e	0.3 e	0.4 e	0.4 e	0.3 e	0.3 e
Côte d'Ivoire	662	15.4 e	3.9 e	3.9 e	3.9 e	3.9 e	3.9 e	0.1 e	0.0 e	0.0 e	0.0 e	0.0 e	0.0 e
Guinea	656	0.5 e	0.1 e	0.1 e	0.1 e	0.1 e	0.1 e
Malawi	676	0.3 e	0.1 e	0.1 e	0.1 e	0.1 e	0.1 e
Mozambique	688	0.1 e	0.0 e	0.0 e	0.0 e	0.0 e	0.0 e
Namibia	728	24.7 e	6.1 e	5.1 e	5.9 e	6.2 e	7.5 e	26.2 e	5.3 e	7.6 e	6.1 e	6.6 e	5.9 e
Nigeria	694	6.4 e	1.4 e	1.4 e	1.8 e	1.6 e	1.7 e
Senegal	722	0.3 e	0.0 e	0.1 e	0.1 e	0.1 e	0.1 e	2.7 e	0.7 e	0.7 e	0.7 e	0.7 e
Sierra Leone	724	0.1 e	0.0 e	0.0 e	0.0 e	0.0 e	0.0 e
South Africa	199	0.1 e	0.0 e	0.0 e	0.0 e	0.0 e	0.1 e	18.3 e	4.9 e	2.2 e	5.2 e	6.0 e	4.9 e
Tanzania	738	0.1 e	0.1 e	0.0 e	0.0 e	0.0 e	0.0 e	0.1 e	0.1 e	0.0 e	0.0 e	0.0 e	0.0 e
Western Hemisphere	205	0.9	0.1	0.2	0.2	0.2	0.2	203.6	6.1	50.9	51.1	50.8	50.8
Belize	339	0.8 e	0.0 e	0.2 e	0.2 e	0.2 e	0.2 e
Brazil	223	0.0 e	0.0 e	0.0 e	0.0 e	0.0 e	0.0 e	0.2 e	0.0 e	0.0 e	0.0 e	0.0 e	0.2 e
Colombia	233	0.0 e	0.1 e	0.0 e	0.0 e	0.0 e	0.0 e	177.1 e	44.3 e	44.3 e	44.3 e	44.3 e
Dominican Republic	243	0.0 e	0.0 e	0.0 e	0.0 e	0.0 e	0.0 e	0.1 e	0.0 e	0.0 e	0.0 e	0.0 e	0.0 e
Guatemala	258	0.0 e	0.0 e	0.0 e	0.0 e	0.0 e	0.0 e	26.1 e	6.0 e	6.5 e	6.8 e	6.4 e	6.3 e
Trinidad and Tobago	369	0.1 e	0.0 e	0.0 e	0.0 e	0.0 e	0.0 e
Memorandum Items													
Africa	605	60.2	14.4	13.4	15.0	14.9	16.8	49.0	10.7	10.9	12.5	13.7	11.9
Middle East	405	13.4	0.1	0.1	0.1	1.8	11.4
European Union	998	242.3	61.7	39.8	108.4	69.2	24.9	4,458.5	1,243.3	973.2	1,134.9	1,213.3	1,137.1
Export earnings: fuel	080	7.2	1.8	1.6	2.0	1.8	1.9	444.0	57.2	113.4	116.7	135.3	78.6
Export earnings: nonfuel	092	325.8	97.8	64.1	122.2	87.2	52.2	7,965.1	2,091.2	1,773.1	2,295.5	2,202.6	1,693.9

Greece (174)

In Millions of U.S. Dollars

		Exports (FOB)						Imports (CIF)					
		2016	2015Q4	2016Q1	2016Q2	2016Q3	2016Q4	2016	2015Q4	2016Q1	2016Q2	2016Q3	2016Q4
IFS World		28,055.3	7,217.2	6,300.0	7,033.1	7,290.6	7,431.5	48,225.2	12,804.8	11,149.7	12,715.6	11,649.1	12,710.8
World	001	28,146.0	7,222.7	6,310.8	7,098.9	7,344.8	7,391.4	48,735.5	12,799.4	11,264.7	12,881.2	11,795.0	12,794.6
Advanced Economies	110	15,509.8	3,786.1	3,636.6	4,007.0	3,952.6	3,913.5	27,139.6	7,246.7	6,366.1	7,594.9	6,282.5	6,896.0
Euro Area	163	11,071.9	2,564.3	2,665.7	2,962.6	2,798.2	2,645.3	20,201.1	5,068.4	4,902.4	5,366.5	4,898.9	5,033.3
Austria	122	222.8	47.6	49.7	63.9	60.8	48.3	532.4	115.2	139.8	130.2	123.5	139.0
Belgium	124	388.4	80.8	90.4	123.8	92.3	81.9	1,748.6	422.5	420.6	436.4	463.9	427.7
Cyprus	423	1,805.6	458.3	423.5	459.1	464.7	458.2	425.5	100.3	98.3	118.5	89.7	119.0
Estonia	939	12.9	2.5	2.1	4.7	3.3	2.9	18.2	2.9	2.1	10.4	2.8	2.9
Finland	172	169.0	53.9	51.9	43.1	36.8	37.2	135.2	28.9	29.3	37.6	30.2	38.1
France	132	786.7	165.5	181.8	196.9	212.7	195.3	2,139.9	539.7	526.5	573.2	530.0	510.3
Germany	134	2,163.8	507.3	514.1	575.0	562.2	512.4	5,406.0	1,320.2	1,331.3	1,430.3	1,294.1	1,350.3
Ireland	178	93.5	22.2	18.2	27.1	27.7	20.5	339.8	72.5	70.0	114.2	81.4	74.2
Italy	136	3,142.3	732.5	789.6	864.0	740.9	747.7	4,308.1	1,076.2	1,021.5	1,170.8	1,056.8	1,059.0
Latvia	941	18.9	5.1	2.8	5.6	6.4	4.1	19.7	4.4	4.7	5.8	4.0	5.2
Lithuania	946	50.1	9.5	8.8	16.0	14.9	10.4	28.8	9.5	6.4	7.1	6.8	8.5
Luxembourg	137	10.5	3.8	2.1	2.8	3.1	2.5	69.3	71.7	29.0	17.5	10.1	12.9
Malta	181	251.0	56.5	40.4	63.8	77.9	68.8	24.3	6.3	5.9	5.9	6.6	5.9
Netherlands	138	677.3	139.3	160.9	187.4	173.3	155.7	2,686.0	708.2	629.6	683.5	666.1	706.8
Portugal	182	179.3	35.1	47.7	39.6	50.1	41.9	108.3	33.3	27.6	28.6	25.7	26.3
Slovak Republic	936	87.2	19.6	19.9	23.4	21.3	22.7	169.1	48.9	40.8	46.4	34.3	47.7
Slovenia	961	233.5	35.1	63.7	58.1	58.3	53.4	240.3	48.0	56.6	57.1	66.7	59.9
Spain	184	779.0	189.7	198.0	208.0	191.6	181.3	1,801.5	460.0	462.6	493.0	406.2	439.6
Australia	193	142.0	38.7	31.6	33.8	36.6	40.0	10.3	2.7	1.8	3.4	2.9	2.1
Canada	156	151.8	40.1	32.2	37.8	43.3	38.5	83.4	27.3	24.7	28.2	14.8	15.7
China,P.R.: Hong Kong	532	67.7	17.4	15.4	16.4	17.2	18.7	30.9	9.0	7.7	8.3	7.3	7.6
China,P.R.: Macao	546	0.3	0.3	0.0	0.1	0.0	0.1	1.1	0.0	0.1	0.2	0.4	0.4
Czech Republic	935	225.7	48.4	55.0	64.0	55.2	51.6	324.4	84.0	78.1	88.9	80.2	77.3
Denmark	128	185.1	37.8	30.5	45.6	40.0	68.9	583.2	142.9	131.4	126.9	170.7	154.2
Iceland	176	3.7	0.6	0.9	0.9	0.9	1.0	5.3	1.1	0.4	0.7	1.7	2.4
Israel	436	299.1	105.8	65.5	82.6	74.7	76.3	333.9	123.9	81.8	90.9	59.2	102.1
Japan	158	61.2	22.9	16.0	14.1	11.9	19.2	315.5	23.9	75.0	38.1	54.3	148.1
Korea, Republic of	542	145.7	56.8	27.5	24.4	15.9	77.9	1,997.7	974.2	308.4	984.6	223.4	481.3
New Zealand	196	14.5	3.3	3.5	2.9	4.0	4.2	34.9	3.2	5.0	12.0	13.9	4.0
Norway	142	64.4	13.8	18.6	16.2	17.7	11.9	93.5	17.4	35.7	17.6	15.4	24.7
San Marino	135	1.2	0.4	0.1	0.1	0.5	0.5	2.6	0.2	0.2	0.9	0.6	0.9
Singapore	576	305.3	69.0	60.3	24.6	80.7	139.7	45.6	11.4	9.3	9.8	14.6	11.8
Sweden	144	205.5	45.0	45.4	63.6	54.7	41.7	394.4	78.5	81.7	101.4	78.0	133.3
Switzerland	146	149.3	34.5	33.6	38.9	46.4	30.3	461.1	110.6	118.2	131.0	117.0	94.9
Taiwan Prov.of China	528	13.0	14.8	2.4	2.6	4.4	3.6	133.0	26.1	34.0	37.1	33.6	28.3
United Kingdom	112	1,190.8	298.6	267.7	289.0	340.2	293.9	1,357.4	390.9	305.6	356.5	359.6	335.8
United States	111	1,211.7	373.5	264.8	286.8	310.0	350.1	730.1	151.0	164.8	191.7	135.8	237.8
Emerg. & Dev. Economies	200	12,611.7	3,430.2	2,670.6	3,086.0	3,385.9	3,469.2	21,581.1	5,549.0	4,894.4	5,282.7	5,508.1	5,895.9
Emerg. & Dev. Asia	505	780.8	169.8	125.6	192.1	172.7	290.4	4,277.6	948.8	1,183.6	1,096.9	1,138.4	858.7
Bangladesh	513	31.5	3.5	4.5	5.0	5.8	16.2	40.1	4.7	10.3	10.5	11.7	7.6
Brunei Darussalam	516	0.1	0.1	0.0	0.0	0.1	0.0
Cambodia	522	2.1	0.1	0.1	0.8	0.7	0.4	16.6	3.4	4.2	4.4	4.7	3.3
China,P.R.: Mainland	924	363.6	66.6	57.9	105.5	90.7	109.4	3,199.1	683.2	815.9	826.2	902.7	654.3
F.T. French Polynesia	887	0.3	0.1	0.1	0.1	0.1	0.1	0.6	0.0	0.3	0.2	0.1	0.0
F.T. New Caledonia	839	0.7	0.1	0.1	0.2	0.2	0.2	0.0	0.0
India	534	69.0	14.5	13.5	16.9	21.5	17.1	330.0	71.5	86.2	93.0	81.4	69.3
Indonesia	536	79.9	17.4	15.6	12.2	7.3	44.7	154.2	33.0	38.2	42.6	35.1	38.3
Lao People's Dem.Rep	544	0.4	0.0	0.4
Malaysia	548	13.3	5.5	1.7	2.2	4.9	4.4	78.6	23.8	19.9	24.6	19.1	14.9
Maldives	556	0.7	0.3	0.2	0.1	0.1	0.4	0.0	0.0	0.0
Marshall Islands	867	82.4	32.5	11.7	31.1	16.2	23.4	141.6	66.8	131.5	6.2	1.3	2.5
Mongolia	948	0.5	0.0	0.0	0.1	0.1	0.4	0.0	0.0	0.0	0.0	0.0
Myanmar	518	0.5	0.0	0.1	0.1	0.0	0.3	2.7	0.4	0.5	0.4	0.9	0.9
Nepal	558	0.1	0.0	0.0	0.0	0.0	0.0	0.3	0.1	0.1	0.1	0.1	0.0
Palau	565	1.7	1.1	0.2	0.1	0.2	1.1	7.3	5.5	1.8
Papua New Guinea	853	0.0	0.0	0.0	0.0	0.0	0.0	0.7	0.1	0.3	0.3	0.1

Greece (174)

In Millions of U.S. Dollars

		Exports (FOB)						Imports (CIF)					
		2016	2015Q4	2016Q1	2016Q2	2016Q3	2016Q4	2016	2015Q4	2016Q1	2016Q2	2016Q3	2016Q4
Philippines	566	11.1	2.0	2.6	2.6	2.6	3.3	8.3	1.1	1.9	2.6	2.1	1.5
Solomon Islands	813	0.0	0.0	0.1	0.1
Sri Lanka	524	7.1	1.8	1.8	1.8	1.4	2.1	4.2	0.9	1.0	1.3	1.0	0.8
Thailand	578	48.3	17.1	9.2	7.8	10.8	20.5	122.2	23.0	30.4	35.0	32.7	24.1
Tuvalu	869	0.3	0.0	0.0	0.2
Vanuatu	846	1.0	0.2	0.1	0.4	0.3	0.2	0.0	0.0
Vietnam	582	50.4	6.4	5.6	4.5	8.6	31.7	168.8	36.7	37.7	48.1	43.1	40.0
Asia n.s.	598	15.7	0.5	0.4	0.5	0.6	14.2	2.3	0.0	1.2	1.1
Europe	170	7,116.4	1,921.0	1,539.6	1,774.8	1,821.6	1,980.3	10,695.2	3,027.0	2,368.7	2,724.8	2,572.7	3,028.9
Emerg. & Dev. Europe	903	6,409.1	1,679.3	1,441.4	1,642.5	1,588.0	1,737.2	5,909.7	1,568.1	1,365.7	1,545.0	1,466.4	1,532.6
Albania	914	419.2	97.5	78.8	121.5	111.2	107.7	126.6	32.1	31.9	39.8	29.3	25.6
Bosnia and Herzegovina	963	71.3	19.9	18.1	18.0	17.9	17.3	8.8	2.3	1.2	3.8	1.9	1.9
Bulgaria	918	1,446.4	395.8	314.6	362.5	376.7	392.7	1,772.8	446.9	379.4	464.7	459.0	469.7
Croatia	960	91.3	12.8	25.0	24.1	23.9	18.2	59.5	43.0	16.3	13.0	15.0	15.3
Faroe Islands	816	0.2	0.0	0.0	0.2	0.0	0.5	0.2	0.2	0.1
Gibraltar	823	423.9	89.5	133.3	105.9	116.7	68.0	3.1	0.0	0.0	0.0	1.0	2.0
Hungary	944	140.2	31.1	34.5	39.4	33.5	32.7	444.9	119.1	110.3	122.2	97.1	115.4
Kosovo	967	41.9	8.8	6.5	10.0	13.1	12.3	1.7	0.4	0.3	0.2	0.2	0.9
Macedonia, FYR	962	626.0	157.8	129.3	165.7	163.0	167.9	244.5	67.1	63.0	65.2	64.4	51.9
Montenegro	943	122.7	22.7	22.9	26.9	43.8	29.0	0.3	11.1	0.0	0.0	0.2	0.1
Poland	964	440.3	105.1	108.9	103.1	104.3	124.0	689.9	177.8	157.7	172.5	171.1	188.6
Romania	968	846.6	205.7	214.0	214.8	209.1	208.8	844.4	177.6	175.4	224.5	212.0	232.5
Serbia, Republic of	942	248.6	62.1	57.5	69.5	62.9	58.7	165.8	48.8	42.4	44.5	43.1	35.7
Turkey	186	1,490.5	470.5	298.0	381.1	311.6	499.8	1,546.8	441.9	387.7	394.3	371.7	393.0
CIS	901	707.1	241.6	98.2	132.3	233.6	243.0	4,785.3	1,458.8	1,003.0	1,179.8	1,106.3	1,496.2
Armenia	911	11.9	3.6	2.7	2.6	2.7	3.8	0.3	0.1	0.0	0.1	0.1	0.1
Azerbaijan, Rep. of	912	26.3	1.6	2.5	1.9	11.9	10.1	2.9	30.9	0.2	0.2	2.4	0.1
Belarus	913	10.2	1.5	3.2	2.8	2.8	1.4	0.8	0.1	0.1	0.3	0.2	0.2
Georgia	915	67.8	20.7	16.7	11.8	21.6	17.7	12.9	3.0	4.1	4.2	2.5	2.1
Kazakhstan	916	14.0	3.4	1.2	2.1	6.5	4.2	1,398.8	292.7	343.2	370.9	359.6	325.1
Kyrgyz Republic	917	0.2	0.1	0.0	0.1	0.1	0.0	0.3	0.3	0.0	0.0	0.1	0.2
Moldova	921	61.2	25.6	9.2	17.8	17.0	17.2	52.9	9.5	6.4	8.6	15.7	22.2
Russian Federation	922	238.4	61.4	37.1	57.6	73.0	70.7	3,090.0	1,070.1	603.9	747.0	654.7	1,084.5
Tajikistan	923	0.1	0.0	0.1	0.3	0.0	0.1	0.1	0.1
Turkmenistan	925	55.4	0.8	0.1	1.5	31.7	22.2	43.4	14.5	0.0	28.0	15.5
Ukraine	926	220.6	122.3	25.1	33.8	66.2	95.6	181.8	37.7	44.4	48.2	42.9	46.3
Uzbekistan	927	1.1	0.5	0.4	0.5	0.1	0.1	0.9	0.0	0.6	0.1	0.1	0.1
Europe n.s.	884	0.2	0.1	0.1	0.0	0.0	0.1	0.1	0.1	0.0	0.0	0.0
Mid East, N Africa, Pak	440	3,802.8	1,073.0	809.5	869.3	1,113.6	1,010.4	5,585.3	1,315.2	1,120.6	1,196.2	1,569.8	1,698.7
Afghanistan, I.R. of	512	4.7	0.1	0.0	0.1	0.0	4.6	0.0	0.0	0.0
Algeria	612	223.9	66.3	49.8	40.0	64.6	69.6	157.3	27.0	29.6	20.4	60.6	46.6
Bahrain, Kingdom of	419	10.8	3.1	3.8	2.2	2.0	2.7	18.4	0.0	0.0	0.0	18.4	0.0
Djibouti	611	1.4	0.4	0.2	0.2	1.0	0.1	0.0	0.1	0.0	0.0
Egypt	469	829.8	359.8	239.1	136.6	258.8	195.3	637.7	157.3	150.3	153.5	162.7	171.3
Iran, I.R. of	429	35.0	5.7	6.3	8.3	11.7	8.7	822.8	6.3	8.7	257.0	278.1	278.9
Iraq	433	30.4	17.1	7.7	5.0	8.2	9.4	2,566.3	801.7	606.3	458.3	718.3	783.3
Jordan	439	40.4	13.2	7.9	11.4	8.4	12.6	5.7	1.0	1.5	2.2	0.8	1.2
Kuwait	443	26.0	7.0	5.4	7.2	6.6	6.8	19.1	4.2	0.8	0.3	4.3	13.6
Lebanon	446	1,159.4	221.9	208.9	259.9	355.6	335.0	26.8	7.6	5.9	7.4	3.6	10.0
Libya	672	367.4	32.6	54.5	78.5	134.6	99.8	148.5	23.6	33.0	43.8	1.6	70.0
Mauritania	682	11.2	1.9	2.8	2.7	1.9	3.8	9.6	1.7	1.7	3.4	2.0	2.6
Morocco	686	90.9	12.7	10.5	61.3	9.5	9.7	50.6	10.0	16.0	13.3	8.5	12.9
Oman	449	20.6	2.7	4.4	8.7	5.5	2.0	1.8	0.5	0.5	0.8	0.4	0.1
Pakistan	564	6.8	5.8	1.5	2.1	1.0	2.2	61.4	12.5	16.4	19.6	14.5	10.9
Qatar	453	46.2	8.6	14.7	13.9	8.9	8.8	50.0	14.7	20.5	6.9	4.3	18.3
Saudi Arabia	456	495.1	210.9	120.3	133.8	121.9	119.0	926.4	225.9	209.1	184.8	271.2	261.3
Somalia	726	0.4	0.2	0.0	0.2	0.1	0.1	0.1	0.1
Sudan	732	6.9	7.3	1.4	1.6	1.3	2.6	13.1	2.3	4.1	2.4	3.4	3.2
Syrian Arab Republic	463	11.1	1.1	2.5	4.0	2.8	1.7	2.1	0.6	0.5	0.5	0.4	0.7
Tunisia	744	113.3	18.8	9.9	37.5	33.3	32.7	21.7	6.1	5.6	8.0	5.1	3.0

Greece (174)

In Millions of U.S. Dollars

		Exports (FOB)						Imports (CIF)					
		2016	2015Q4	2016Q1	2016Q2	2016Q3	2016Q4	2016	2015Q4	2016Q1	2016Q2	2016Q3	2016Q4
United Arab Emirates	466	266.6	75.1	56.9	52.9	75.0	81.8	43.0	11.7	9.2	13.0	10.3	10.6
West Bank and Gaza	487	0.9	0.2	0.1	0.4	0.3	0.1	0.2	0.1	0.1	0.2	0.0
Yemen, Republic of	474	3.5	0.6	0.6	0.8	0.7	1.4	2.5	0.4	0.9	0.2	1.2	0.2
Sub-Saharan Africa	603	306.2	125.5	66.7	72.6	96.4	70.5	328.7	77.2	76.2	73.9	82.9	95.7
Angola	614	3.0	4.2	0.6	0.2	1.9	0.3	0.0	0.0	0.0	0.0
Benin	638	1.3	0.1	1.3	0.0	0.0	0.0	0.2	0.0
Botswana	616	0.3	0.0	0.1	0.0	0.0	0.1	3.9	1.4	0.7	0.8	1.1	1.3
Burkina Faso	748	7.7	0.0	1.2	1.2	2.6	2.7	0.7	0.4	0.3
Burundi	618	0.4	0.0	0.1	0.0	0.2	0.1
Cabo Verde	624	0.1	0.0	0.1	0.0	0.0	0.1
Cameroon	622	12.2	1.7	1.5	6.4	2.8	1.5	4.7	0.6	0.9	1.2	1.5	1.0
Central African Rep.	626	0.2	0.1	0.1	0.0	0.0	0.0
Chad	628	0.0	0.0	0.0	0.2	0.4	0.1	0.1
Comoros	632	0.4	0.3	0.1	0.1	0.1	0.1	0.4	0.1	0.2	0.2
Congo, Dem. Rep. of	636	0.4	0.3	0.0	0.1	0.0	0.3	3.0	0.7	0.6	1.2	0.5	0.6
Congo, Republic of	634	2.9	0.6	0.3	0.9	1.0	0.7	109.3	23.2	29.3	23.1	26.4	30.4
Côte d'Ivoire	662	5.6	0.3	3.3	1.2	0.8	0.4	8.5	3.6	4.3	1.6	1.2	1.4
Equatorial Guinea	642	0.1	0.1	0.0	0.1	0.0	0.2	0.0	0.1	0.0
Ethiopia	644	16.0	8.0	5.8	2.4	5.2	2.7	9.0	2.2	2.5	2.6	2.1	1.9
Gabon	646	5.6	0.1	0.2	3.2	1.9	0.3	22.6	1.8	1.9	6.0	3.1	11.5
Ghana	652	18.0	37.9	4.3	3.7	6.1	3.9	3.1	6.4	1.3	0.9	0.3	0.6
Guinea	656	4.3	0.5	1.9	0.5	0.2	1.7	0.0	0.0	0.0	0.0	0.0
Guinea-Bissau	654	0.2	0.0	0.2
Kenya	664	8.0	1.0	2.6	1.8	2.4	1.2	3.0	0.3	0.4	1.1	0.6	0.9
Liberia	668	84.9	21.9	15.9	20.6	24.0	24.4	21.9	5.4	0.0	0.5	7.4	13.9
Madagascar	674	2.0	0.6	0.1	1.0	0.2	0.6	2.0	0.7	0.8	0.5	0.4	0.4
Malawi	676	0.0	0.0	0.0	7.9	1.1	2.8	1.6	1.6	1.9
Mali	678	5.7	0.4	0.3	0.3	4.7	0.3
Mauritius	684	3.4	0.3	0.5	1.0	0.9	1.0	24.7	4.3	5.0	5.9	8.4	5.4
Mozambique	688	0.5	0.1	0.0	0.1	0.2	0.3	4.7	3.0	1.6	0.3	0.7	2.1
Namibia	728	0.7	0.2	0.3	0.1	0.2	0.1	3.2	1.1	0.8	0.8	0.9	0.7
Niger	692	0.0	0.1	0.0	0.0	0.0	0.0	0.0	0.0
Nigeria	694	24.2	7.9	5.4	6.1	5.4	7.3	13.8	4.3	5.2	4.1	2.3	2.2
Rwanda	714	0.2	0.1	0.1	0.0	0.0	0.0	0.1	0.1
Senegal	722	14.6	0.7	0.6	1.5	12.0	0.5	9.8	2.0	2.6	2.5	2.8	1.8
Seychelles	718	1.7	0.1	0.1	0.6	0.1	0.9	0.0	0.0
Sierra Leone	724	4.9	1.3	2.3	1.0	1.1	0.6	0.5	0.0	0.3	0.0	0.1	0.0
South Africa	199	58.6	16.4	9.7	15.8	17.7	15.4	52.0	9.4	8.8	13.9	18.1	11.3
Swaziland	734	0.1	0.0	0.0	0.0	0.1	0.0	0.0	0.0
Tanzania	738	2.6	0.5	0.4	0.7	0.8	0.6	9.3	2.0	2.3	3.3	1.7	1.9
Togo	742	10.6	13.8	6.4	1.3	1.0	1.9	0.8	0.0	0.5	0.1	0.1	0.0
Uganda	746	1.3	0.1	0.1	0.2	0.6	0.4	3.6	1.5	1.5	0.5	0.7	0.9
Zambia	754	1.2	0.5	0.9	0.1	0.0	0.2	0.3	0.1	0.1	0.1	0.1
Zimbabwe	698	0.2	0.0	0.1	0.0	0.0	0.1	5.6	1.2	1.5	0.6	0.8	2.8
Africa n.s.	799	2.2	4.8	2.2
Western Hemisphere	205	605.5	141.0	129.2	177.2	181.6	117.6	694.3	180.9	145.2	190.9	144.3	213.9
Antigua and Barbuda	311	12.6	3.1	3.5	2.8	2.8	3.5	0.1	0.0	0.0	0.0
Argentina	213	4.1	3.1	1.8	0.9	0.6	0.9	128.4	34.6	30.6	29.9	33.5	34.5
Aruba	314	0.1	0.0	0.1	0.0	0.0
Bahamas, The	313	50.7	9.5	2.3	14.7	21.7	12.0	0.5	0.2	0.1	0.2	0.1	0.0
Barbados	316	3.4	0.1	0.2	0.9	0.8	1.4	0.0	0.0	0.0	0.0	0.0	0.0
Belize	339	2.0	0.3	0.2	0.5	0.5	0.8	0.0	0.0
Bermuda	319	7.1	1.0	0.6	1.5	4.0	0.9	0.0	0.0
Bolivia	218	1.2	5.4	0.4	0.3	0.3	0.2	0.6	0.1	0.2	0.0	0.0	0.4
Brazil	223	105.5	7.3	18.1	36.2	43.6	7.5	148.0	33.8	33.1	36.9	25.3	52.8
Chile	228	26.4	5.6	5.9	5.6	12.3	2.5	86.9	27.8	16.9	24.0	27.5	18.6
Colombia	233	12.2	3.1	5.0	2.0	2.4	2.7	74.0	4.2	4.7	5.9	4.2	59.3
Costa Rica	238	1.3	0.3	0.1	0.3	0.7	0.2	8.9	3.4	1.6	2.2	1.9	3.2
Curacao	354	16.3	0.7	0.4	15.3	0.2	0.5	0.0	0.0	0.0	0.0	0.0	0.0
Dominican Republic	243	4.5	1.2	1.5	0.9	1.0	1.0	0.9	0.3	0.4	0.2	0.2	0.2

Greece (174)

In Millions of U.S. Dollars

		Exports (FOB)						Imports (CIF)					
		2016	2015Q4	2016Q1	2016Q2	2016Q3	2016Q4	2016	2015Q4	2016Q1	2016Q2	2016Q3	2016Q4
Ecuador	248	2.1	0.4	0.3	0.5	1.1	0.2	92.1	16.2	27.9	25.9	19.4	18.9
El Salvador	253	0.9	0.1	0.2	0.2	0.1	0.4	0.4	0.1	0.0	0.2	0.1	0.0
Falkland Islands	323	8.0	4.0	8.0
Grenada	328	0.1	0.0	0.1	0.0
Guatemala	258	2.5	1.0	0.6	0.5	0.5	0.9	6.5	4.3	1.3	0.6	2.5	2.0
Haiti	263	0.9	0.0	0.8	0.0	0.0	0.0	0.0	0.0	0.0
Honduras	268	2.1	0.5	0.3	0.4	0.7	0.7	1.8	0.1	0.7	0.3	0.3	0.5
Jamaica	343	1.4	0.3	0.4	0.4	0.3	0.4	0.0	0.0	0.0	0.0	0.0	0.0
Mexico	273	188.5	54.4	49.0	51.3	44.6	43.7	35.8	12.6	9.0	9.7	10.2	6.9
Montserrat	351	0.0	0.1	0.0
Nicaragua	278	0.4	0.1	0.1	0.1	0.0	0.1	2.8	0.5	0.5	0.7	0.8	0.8
Panama	283	107.7	28.3	21.9	29.5	27.2	29.1	4.3	1.8	0.5	2.6	0.4	0.7
Paraguay	288	7.2	1.8	1.9	1.8	1.5	2.0	37.4	16.8	2.8	13.8	8.6	12.2
Peru	293	10.2	5.0	2.5	1.5	2.7	3.3	4.5	0.8	1.5	0.9	1.1	0.9
Sint Maarten	352	0.2	0.1	0.1	0.0	0.0	0.1
St. Kitts and Nevis	361	0.1	0.0	0.0	0.0	0.1	0.0	0.0	0.0
St. Lucia	362	0.2	0.1	0.2	0.0	0.0	0.0
St. Vincent & Grens.	364	2.2	0.7	0.4	0.5	0.6	0.6	23.2	22.9	0.3
Suriname	366	0.1	0.0	0.0	0.0	0.0	0.1	0.0	0.4	0.0
Trinidad and Tobago	369	1.7	0.5	0.4	0.4	0.4	0.5	6.8	4.1	0.0	2.4	2.6	1.8
Uruguay	298	5.2	1.9	1.5	1.4	1.4	0.9	24.9	0.2	11.4	9.3	4.2	0.0
Venezuela, Rep. Bol.	299	9.2	0.9	8.1	0.3	0.5	0.4	4.2	7.2	1.9	1.3	0.8	0.1
Western Hem. n.s.	399	7.1	0.4	0.4	6.0	0.7	0.1	1.0	11.4	0.0	1.0	0.0	0.0
Other Countries n.i.e	910	5.4	0.7	0.4	0.5	0.7	3.9	11.7	3.3	3.5	2.4	3.4	2.3
Cuba	928	5.2	0.6	0.3	0.5	0.5	3.9	11.7	3.3	3.5	2.4	3.4	2.3
Korea, Dem. People's Rep.	954	0.2	0.1	0.0	0.2
Special Categories	899	0.1	0.1	0.0	0.0	0.0	0.1	0.1
Countries & Areas n.s.	898	19.0	5.6	3.2	5.4	5.6	4.8	3.1	0.4	0.5	1.2	0.9	0.4
Memorandum Items													
Africa	605	754.2	233.0	141.3	216.0	207.9	189.0	581.3	124.4	133.2	121.5	162.6	164.0
Middle East	405	3,343.2	959.6	733.4	723.7	1,001.0	885.1	5,271.4	1,255.5	1,047.2	1,129.0	1,475.7	1,619.5
European Union	998	15,843.7	3,744.7	3,761.3	4,168.6	4,035.8	3,877.9	26,672.2	6,729.1	6,338.2	7,037.0	6,541.7	6,755.3
Export earnings: fuel	080	1,921.9	520.2	386.0	428.4	577.7	529.8	9,615.2	2,585.6	1,937.2	2,172.8	2,472.5	3,032.8
Export earnings: nonfuel	092	26,224.1	6,702.5	5,924.9	6,670.5	6,767.1	6,861.6	39,120.3	10,213.9	9,327.5	10,708.4	9,322.5	9,761.9

Greenland (326)

In Millions of U.S. Dollars

		Exports (FOB)						Imports (CIF)					
		2016	2015Q4	2016Q1	2016Q2	2016Q3	2016Q4	2016	2015Q4	2016Q1	2016Q2	2016Q3	2016Q4
IFS World	
World	001	553.2	109.7	131.0	127.7	152.6	141.9	623.0	159.4	115.9	170.5	176.3	160.3
Advanced Economies	110	542.4	107.2	128.5	124.9	150.5	138.4	592.4	141.1	102.3	166.8	168.7	154.5
Euro Area	163	47.4	0.1	39.4	7.2	0.1	0.6	46.0	9.7	7.2	11.8	16.3	10.7
Austria	122	9.1	0.2 r	0.9 r	3.2 r	1.2 r	3.8 r
Belgium	124	1.9	0.2 r	0.3 r	0.5 r	0.7 r	0.4 r
Estonia	939	0.4	0.4 r	0.5	0.2 r	0.1 r	0.3 r
Finland	172	1.0	0.1 r	0.3 r	0.4 r	0.1 r	0.2 r
France	132	0.0	0.0 r	0.0 r	0.0 r	0.0 r	4.5	1.8 r	2.0 r	1.3 r	0.5 r	0.7 r
Germany	134	0.3	0.1 r	0.1 r	0.0 r	0.1 r	0.0 r	13.3	3.6 r	1.2 r	1.4 r	9.4 r	1.3 r
Greece	174	0.0	0.0 r	0.0 r	0.0 r	0.0 r	0.1	0.1 r
Ireland	178	0.4	0.1 r	0.1 r	0.1 r	0.2 r
Italy	136	0.0 r	2.8	0.6 r	0.3 r	0.7 r	0.5 r	1.2 r
Latvia	941	0.6 e	0.6 e	0.1	0.0 r	0.0 r	0.0 r	0.0 r	0.0 r
Lithuania	946	0.5	0.2 r	0.1 r	0.2 r	0.1 r	0.1 r
Luxembourg	137	0.2	0.0 r	0.2 r
Netherlands	138	0.0 r	9.2	2.5 r	1.6 r	2.3 r	3.3 r	2.1 r
Portugal	182	46.1	39.3 r	6.8 r	0.5	0.2 r	0.2 r	0.2 r	0.1 r	0.1 r
Slovak Republic	936	0.3	0.0 r	0.3 r
Slovenia	961	0.0 r	0.1	0.0 r	0.0 r	0.0 r	0.0 r
Spain	184	1.4	0.2 r	0.0 r	1.4 r	0.0 r	0.0 r
Australia	193	0.3	0.1 r	0.1 r	0.1 r	0.1 r	0.1 r
Canada	156	0.0	0.0 r	0.0 r	0.0 r	0.0 r	8.6	2.2 r	3.5 r	1.1 r	3.3 r	0.8 r
China,P.R.: Hong Kong	532	0.1	0.0 r	0.0 r	0.0 r	0.1 r	0.0 r
China,P.R.: Macao	546	0.1 e	0.0 e	0.0 e	0.0 e	0.0 e	0.0 e	0.0	0.0 r	0.0 r	0.0 r	0.0 r
Czech Republic	935	1.4	0.2 r	0.3 r	0.2 r	0.6 r	0.3 r
Denmark	128	449.3	99.2 r	82.2 r	110.4 r	134.5 r	122.1 r	449.7	113.7 r	84.1 r	123.4 r	120.3 r	121.9 r
Iceland	176	17.5	1.8 r	1.0 r	3.6 r	8.0 r	4.9 r	7.8	1.3 r	0.9 r	2.0 r	2.9 r	1.9 r
Israel	436	0.1	0.0 r	0.0 r	0.0 r	0.0 r	0.0 r
Japan	158	3.4	3.0 r	0.5 r
Korea, Republic of	542	0.0	0.0 r	0.0 r	0.0 r	0.0 r	0.4	0.2 r	0.1 r	0.1 r	0.1 r	0.1 r
New Zealand	196	0.0 e	0.0 e	2.0	0.6 r	2.0 r
Norway	142	2.7	0.3 r	0.3 r	0.9 r	1.1 r	0.3 r	1.1	0.0 r	0.0 r	0.8 r	0.2 r	0.0 r
Singapore	576	0.1 e	0.2 e	0.0 e	0.0 e	0.1 e	0.1	0.0 r	0.0 r	0.0 r	0.0 r	0.0 r
Sweden	144	61.3	9.9 r	1.6 r	24.1 r	22.1 r	13.6 r
Switzerland	146	0.0 r	0.4	0.1 r	0.3 r	0.0 r	0.0 r	0.0 r
Taiwan Prov.of China	528	25.4 e	5.6 e	5.5 e	2.7 e	6.7 e	10.5 e	0.0 e	0.0 e	0.0 e	0.0 e
United Kingdom	112	4.1	1.9 r	0.5 r	1.6 r	0.9 r	1.0 r
United States	111	0.0	0.0 r	0.0 r	0.0 r	0.0 r	0.0 r	5.7	1.1 r	0.7 r	1.1 r	1.8 r	2.0 r
Emerg. & Dev. Economies	200	10.8	2.6	2.5	2.8	2.1	3.4	30.3	18.1	13.5	3.6	7.5	5.8
Emerg. & Dev. Asia	505	0.3	0.7	0.1	0.1	0.1	0.1	21.0	16.2	11.4	1.4	4.9	3.2
Bangladesh	513	1.1	0.2 r	0.3 r	0.3 r	0.3 r	0.3 r
Cambodia	522	0.2	0.0 r	0.0 r	0.1 r	0.1 r	0.1 r
China,P.R.: Mainland	924	0.6 r	16.1	15.6 r	10.6 r	0.3 r	4.0 r	1.2 r
India	534	1.0	0.1 r	0.3 r	0.3 r	0.3 r	0.3 r
Indonesia	536	0.2 e	0.1 e	0.1 e	0.1 e	0.1 e	0.2	0.0 r	0.1 r	0.1 r	0.1 r	0.1 r
Malaysia	548	0.1 e	0.1 e	0.0 e	0.0 e	0.0 e	0.0 e	0.2	0.1 r	0.1 r	0.1 r	0.1 r	0.1 r
Thailand	578	1.3	0.2 r	1.1 r
Vietnam	582	0.5	0.1 r	0.1 r	0.1 r	0.1 r	0.2 r
Asia n.s.	598	0.2	0.1 r	0.0 r	0.1 r	0.1 r	0.1 r
Europe	170	8.5	1.4	2.0	2.2	1.5	2.8	6.4	0.9	1.5	1.1	1.9	1.9
Emerg. & Dev. Europe	903	2.7	0.7	0.5	0.6	0.6	1.0	6.1	0.8	1.5	0.8	1.9	1.9
Albania	914	1.0 e	0.0 e	0.2 e	0.3 e	0.3 e	0.3 e
Bulgaria	918	0.1	0.0 r	0.0 r	0.0 r	0.0 r	0.0 r
Faroe Islands	816	1.3	0.6 r	0.3 r	0.3 r	0.4 r	0.4 r	0.4	0.3 r	0.1 r	0.1 r	0.1 r	0.1 r
Hungary	944	1.0	0.0 r	0.6 r	0.4 r
Poland	964	3.0	0.0 r	1.3 r	0.1 r	1.4 r	0.3 r
Romania	968	0.4 e	0.4 e	0.1	0.0 r	0.1 r
Serbia, Republic of	942	0.1 e	0.0	0.0 r	0.0 r	0.0 r	0.0 r	0.0 r
Turkey	186	1.5	0.4 r	0.0 r	0.0 r	1.5 r

Greenland (326)

In Millions of U.S. Dollars

		Exports (FOB)						Imports (CIF)					
		2016	2015Q4	2016Q1	2016Q2	2016Q3	2016Q4	2016	2015Q4	2016Q1	2016Q2	2016Q3	2016Q4
CIS	901	5.7	0.7	1.5	1.6	0.8	1.8	0.3	0.0	0.0	0.3	0.0	0.0
Belarus	913	0.1 e	0.1 e	0.0 r
Moldova	921	0.1 e	0.3 e	0.0 e	0.0 e	0.0 e	0.0 e	0.0	0.0 r	0.0 r	0.0 r	0.0 r
Russian Federation	922	1.7	0.4 r	0.2 r	0.4 r	0.7 r	0.1	0.0 r	0.1 r
Ukraine	926	3.8 e	0.3 e	1.1 e	1.3 e	0.4 e	1.1 e	0.2	0.0 r	0.2 r
Mid East, N Africa, Pak	440	0.1	0.0	0.0	0.0	0.0	0.0	0.6	0.1	0.1	0.2	0.2	0.2
Pakistan	564	0.0 e	0.0 e	0.0 e	0.0 e	0.0 e	0.0 e	0.4	0.1 r	0.1 r	0.1 r	0.1 r	0.1 r
United Arab Emirates	466	0.0 e	0.0 e	0.0 e	0.0 e	0.0 e	0.0 e	0.1	0.0 r	0.0 r	0.0 r	0.0 r	0.0 r
Sub-Saharan Africa	603	1.9	0.4	0.4	0.5	0.5	0.5	0.6	0.1	0.1	0.2	0.2	0.2
Côte d'Ivoire	662	0.3 e	0.1 e	0.1 e	0.1 e	0.1 e	0.1 e	0.0	0.0 r	0.0 r	0.0 r	0.0 r	0.0 r
Nigeria	694	1.6 e	0.4 e	0.3 e	0.4 e	0.4 e	0.4 e
South Africa	199	0.0 e	0.0 e	0.0 e	0.5	0.1 r	0.1 r	0.1 r	0.1 r	0.1 r
Western Hemisphere	205	0.0	0.0	0.0	0.0	0.0	0.0	1.7	0.7	0.3	0.8	0.3	0.3
Argentina	213	0.1	0.0 r	0.0 r	0.0 r	0.0 r	0.0 r
Brazil	223	0.0 e	0.0 e	0.0 e	0.0 e	0.5	0.4 r	0.5 r	0.0 r	0.0 r
Chile	228	0.9	0.2 r	0.2 r	0.2 r	0.2 r	0.2 r
Costa Rica	238	0.0 e	0.0 e	0.0 e	0.0 e	0.0 e	0.0 e	0.1	0.0 r	0.0 r	0.0 r	0.0 r	0.0 r
Mexico	273	0.1	0.0 r	0.0 r	0.0 r	0.0 r	0.0 r
Uruguay	298	0.1	0.0 r	0.0 r	0.0 r	0.0 r	0.0 r
Countries & Areas n.s.	898	0.3	0.2 r	0.1 r	0.1 r	0.1 r	0.1 r
Memorandum Items													
Africa	605	1.9	0.4	0.4	0.5	0.5	0.5	0.6	0.2	0.2	0.2	0.2	0.2
Middle East	405	0.1	0.0	0.0	0.0	0.0	0.0	0.1	0.0	0.0	0.0	0.0	0.0
European Union	998	497.0	99.3	121.7	117.7	134.6	123.1	566.6	135.5	95.1	161.8	161.9	147.8
Export earnings: fuel	080	3.3	0.4	0.7	0.6	0.8	1.2	0.2	0.0	0.0	0.1	0.0	0.0
Export earnings: nonfuel	092	549.9	109.3	130.3	127.1	151.8	140.7	622.9	159.3	115.8	170.5	176.3	160.3

Grenada (328)

In Millions of U.S. Dollars

		Exports (FOB)						Imports (CIF)					
		2016	2015Q4	2016Q1	2016Q2	2016Q3	2016Q4	2016	2015Q4	2016Q1	2016Q2	2016Q3	2016Q4
IFS World		5.7	93.3
World	001	37.0	7.7	6.7	12.9	10.0	7.3	395.1	109.2	89.7	105.3	90.8	109.4
Advanced Economies	110	20.1	4.0	3.9	6.9	5.5	3.8	195.3	50.1	46.8	50.7	43.4	54.4
Euro Area	163	4.2	0.9	1.0	1.2	1.4	0.6	16.3	3.5	4.0	3.7	3.9	4.7
Austria	122	0.2	0.0 r	0.0 r	0.0 r	0.0 r	0.1 r
Belgium	124	0.2	0.0 r	0.0 r	0.0 r	0.2 r	0.0 r	0.6	0.3 r	0.1 r	0.1 r	0.1 r	0.2 r
Finland	172	0.6	0.2 r	0.2 r	0.2 r	0.2 r	0.2 r	0.0	0.0 r	0.0 r
France	132	0.1	0.0 r	0.0 r	0.1 r	0.0 r	0.0 r	3.9	0.8 r	1.0 r	0.6 r	1.7 r	0.6 r
Germany	134	1.3	0.2 r	0.3 r	0.2 r	0.7 r	0.2 r	3.4	0.8 r	0.7 r	0.5 r	0.5 r	1.7 r
Greece	174	0.1	0.0 r	0.0 r	0.1 r	0.0 r	0.0 r
Ireland	178	0.0	0.0 r	0.0 r	0.0 r	0.0 r	0.0 r	0.1	0.0 r	0.0 r	0.0 r	0.0 r	0.0 r
Italy	136	0.0	0.0 r	0.0 r	0.0 r	0.0 r	0.2	0.1 r	0.0 r	0.0 r	0.0 r	0.0 r
Luxembourg	137	0.1	0.0 r	0.0 r	0.0 r	0.0 r	0.0 r
Netherlands	138	1.9	0.5 r	0.5 r	0.8 r	0.4 r	0.3 r	6.2	1.3 r	1.1 r	2.2 r	1.2 r	1.7 r
Portugal	182	0.3	0.1 r	0.1 r	0.1 r	0.1 r	0.1 r
Spain	184	0.0	0.0 r	0.0 r	0.0 r	1.3	0.1 r	0.9 r	0.1 r	0.1 r	0.2 r
Australia	193	0.1	0.0 r	0.0 r	0.1 r	0.0 r	0.0 r	0.0	0.1 r	0.0 r	0.0 r	0.0 r
Canada	156	1.1	0.4 r	0.3 r	0.2 r	0.3 r	0.3 r	8.6	1.5 r	1.2 r	2.0 r	2.6 r	2.8 r
China,P.R.: Hong Kong	532	0.9	0.4 r	0.1 r	0.8 r	0.1 r	0.0 r
Denmark	128	0.0	0.0 r	0.0 r	0.0 r	0.0 r	1.7	0.3 r	0.2 r	0.6 r	0.4 r	0.4 r
Iceland	176	0.1	0.0 r	0.0 r	0.0 r	0.0 r	0.0 r
Israel	436	0.1	0.0 r	0.0 r	0.0 r	0.0 r	0.0 r
Japan	158	4.0	1.0 r	1.0 r	1.0 r	1.0 r	1.0 r	18.0	6.4 r	6.2 r	4.3 r	4.6 r	2.9 r
Korea, Republic of	542	0.0	0.0 r	0.0 r	0.0 r	0.0 r	0.0 r	2.9	0.9 r	1.0 r	0.8 r	0.4 r	0.7 r
New Zealand	196	0.0	0.0 r	0.0 r	0.0 r	1.4	0.5 r	0.3 r	0.3 r	0.4 r	0.4 r
Norway	142	0.1	0.0 r	0.0 r	0.0 r	0.0 r	0.0 r
Singapore	576	0.1 e	0.0 e	0.0 e	0.0 e	0.1 e	0.0	0.0 r	0.0 r	0.0 r	0.0 r	0.0 r
Sweden	144	1.5	0.1 r	0.1 r	0.3 r	0.4 r	0.7 r
Switzerland	146	0.1	0.0 r	0.0 r	0.1 r	0.0 r	0.0 r	1.6	0.3 r	0.2 r	0.6 r	0.1 r	0.8 r
Taiwan Prov.of China	528	0.1 e	0.0 e	0.0 e	0.0 e	0.0 e	0.0 e	0.3	0.0 r	0.1 r	0.0 r	0.0 r	0.0 r
United Kingdom	112	0.1	0.0 r	0.0 r	0.0 r	0.0 r	0.0 r	14.3	3.3 r	3.1 r	3.0 r	4.5 r	3.7 r
United States	111	10.3	1.6 r	1.6 r	4.3 r	2.7 r	1.8 r	127.3	32.6 r	30.1 r	34.2 r	25.9 r	37.0 r
Emerg. & Dev. Economies	200	16.8	3.7	2.9	6.0	4.5	3.5	199.8	59.1	42.8	54.6	47.4	55.0
Emerg. & Dev. Asia	505	0.1	0.1	0.0	0.0	0.0	0.0	49.6	19.8	8.3	15.1	13.3	12.9
Bangladesh	513	0.0	0.0 r	0.0 r	0.0 r	0.0 r	0.0 r	0.1	0.0 r	0.0 r	0.0 r	0.0 r	0.0 r
China,P.R.: Mainland	924	0.0	0.0 r	0.0 r	0.0 r	23.2	14.1 r	4.2 r	7.4 r	5.6 r	6.0 r
India	534	6.2	1.5 r	0.5 r	1.4 r	2.6 r	1.6 r
Indonesia	536	1.7	0.2 r	0.3 r	0.5 r	0.4 r	0.5 r
Malaysia	548	12.2	2.9 r	1.8 r	4.0 r	2.9 r	3.5 r
Philippines	566	0.0 e	0.0 e	0.0 e	0.0 e	0.0 e	0.6	0.1 r	0.1 r	0.1 r	0.1 r	0.1 r
Sri Lanka	524	0.0 e	0.1 e	0.0 e	0.0 e	0.0 e	0.0 e	0.0	0.0 r	0.0 r	0.0 r	0.0 r	0.0 r
Thailand	578	4.1	0.7 r	1.0 r	1.2 r	1.2 r	0.7 r
Vietnam	582	0.0	0.0 r	0.0 r	0.0 r	0.0 r	0.0 r	0.2	0.1 r	0.1 r	0.1 r	0.1 r	0.1 r
Asia n.s.	598	1.3	0.3 r	0.3 r	0.3 r	0.3 r	0.4 r
Europe	170	0.2	0.0	0.1	0.0	0.0	0.0	1.7	0.5	0.5	0.5	0.3	0.4
Emerg. & Dev. Europe	903	0.1	0.0	0.1	0.0	0.0	0.0	1.7	0.5	0.5	0.5	0.3	0.4
Hungary	944	0.3	0.0 r	0.1 r	0.1 r	0.1 r	0.1 r
Poland	964	0.1	0.1 r	0.0 r	0.0	0.0 r	0.0 r	0.0 r	0.0 r
Turkey	186	0.0	0.0 r	1.3	0.4 r	0.4 r	0.4 r	0.3 r	0.3 r
Europe n.s.	884	0.1	0.0 r	0.0 r	0.0 r	0.0 r	0.0 r
Mid East, N Africa, Pak	440	0.2	0.2	0.1	0.1	0.1	0.1	0.3	0.1	0.1	0.1	0.1	0.1
Egypt	469	0.0 e	0.1 e	0.0 e	0.0 e	0.0 e	0.0 e	0.0	0.0 r	0.0 r	0.0 r	0.0 r	0.0 r
Iran, I.R. of	429	0.1	0.0 r	0.0 r	0.0 r	0.0 r	0.0 r
Pakistan	564	0.2 e	0.0 e	0.0 e	0.0 e	0.0 e	0.0 e	0.0	0.0 r	0.0 r	0.0 r	0.0 r	0.0 r
Sub-Saharan Africa	603	0.1	0.0	0.0	0.0	0.0	0.0	0.6	0.1	0.1	0.2	0.1	0.1
Mauritius	684	0.1	0.0 r	0.0 r	0.0 r	0.0 r	0.0 r
South Africa	199	0.0 e	0.0 e	0.0 e	0.0 e	0.3	0.1 r	0.1 r	0.1 r	0.0 r	0.1 r
Zimbabwe	698	0.0 e	0.0 e	0.0 e	0.0 e	0.0 e	0.0 e	0.1	0.0 r	0.0 r	0.0 r	0.0 r	0.0 r
Western Hemisphere	205	16.3	3.4	2.7	5.8	4.3	3.4	147.6	38.5	33.8	38.7	33.6	41.5
Antigua and Barbuda	311	0.8	0.2 r	0.1 r	0.3 r	0.2 r	0.1 r	0.4	0.1 r	0.1 r	0.1 r	0.1 r	0.1 r

Grenada (328)

In Millions of U.S. Dollars

		Exports (FOB)						Imports (CIF)					
		2016	2015Q4	2016Q1	2016Q2	2016Q3	2016Q4	2016	2015Q4	2016Q1	2016Q2	2016Q3	2016Q4
Argentina	213	0.1	0.0 r	0.0 r	0.0 r	0.0 r	0.0 r	1.0	0.2 r	0.2 r	0.2 r	0.2 r	0.2 r
Barbados	316	1.8	0.4 r	0.3 r	0.7 r	0.5 r	0.3 r	7.3	1.9 r	1.7 r	1.9 r	1.6 r	2.0 r
Belize	339	0.2	0.1 r	0.0 r	0.1 r	0.0 r	0.1 r
Brazil	223	9.2	2.0 r	1.6 r	2.4 r	2.2 r	3.0 r
Chile	228	0.5 e	0.0 e	0.5 e	0.5	0.2 r	0.1 r	0.0 r	0.1 r	0.2 r
Colombia	233	0.0	0.0 r	0.0 r	0.0 r	0.0 r	0.0 r	1.4	0.3 r	0.3 r	0.4 r	0.3 r	0.4 r
Costa Rica	238	0.0	0.0 r	0.0 r	0.0 r	0.0 r	0.0 r	0.5	0.1 r	0.1 r	0.1 r	0.1 r	0.1 r
Dominica	321	3.0	0.6 r	0.5 r	1.1 r	0.8 r	0.5 r	0.7	0.2 r	0.2 r	0.2 r	0.1 r	0.2 r
Dominican Republic	243	0.0	0.0 r	0.0 r	0.0 r	0.0 r	0.0 r	3.1	0.8 r	0.7 r	0.8 r	0.7 r	0.9 r
Guatemala	258	0.0 e	0.0 e	0.0 e	0.0 e	0.0 e	0.0 e	2.1	0.6 r	0.5 r	0.6 r	0.5 r	0.6 r
Guyana	336	0.5	0.1 r	0.1 r	0.2 r	0.1 r	0.1 r	5.8	1.5 r	1.3 r	1.5 r	1.3 r	1.6 r
Honduras	268	0.9	0.5 r	0.2 r	0.2 r	0.2 r	0.2 r
Jamaica	343	0.5	0.1 r	0.1 r	0.2 r	0.1 r	0.1 r	2.1	0.6 r	0.5 r	0.6 r	0.5 r	0.6 r
Mexico	273	0.0	0.0 r	0.0 r	0.0 r	0.0 r	0.0 r	2.6	0.6 r	0.6 r	0.6 r	0.6 r	0.6 r
Montserrat	351	0.1	0.0 r	0.0 r	0.0 r	0.0 r	0.0 r
Netherlands Antilles	353	0.0	0.0 r	0.0 r	0.0 r	0.0 r	0.0 r	0.3	0.1 r	0.1 r	0.1 r	0.1 r	0.1 r
Panama	283	0.9	0.2 r	0.2 r	0.2 r	0.2 r	0.2 r
Peru	293	0.4	0.1 r	0.1 r	0.1 r	0.1 r	0.1 r
St. Kitts and Nevis	361	1.8	0.4 r	0.3 r	0.7 r	0.5 r	0.3 r	0.3	0.1 r	0.1 r	0.1 r	0.1 r	0.1 r
St. Lucia	362	2.9	0.6 r	0.5 r	1.1 r	0.8 r	0.5 r	1.9	0.5 r	0.4 r	0.5 r	0.4 r	0.5 r
St. Vincent & Grens.	364	0.8	0.2 r	0.1 r	0.3 r	0.2 r	0.2 r	1.2	0.3 r	0.3 r	0.3 r	0.3 r	0.3 r
Suriname	366	0.1	0.0 r	0.0 r	0.0 r	0.0 r	0.0 r	0.2	0.1 r	0.1 r	0.1 r	0.1 r	0.1 r
Trinidad and Tobago	369	1.1	0.2 r	0.2 r	0.4 r	0.3 r	0.2 r	90.2	23.7 r	20.9 r	23.8 r	20.3 r	25.1 r
Venezuela, Rep. Bol.	299	0.0	0.0 r	0.0 r	0.0 r	0.0 r	0.0 r	14.4	3.8 r	3.3 r	3.8 r	3.3 r	4.0 r
Western Hem. n.s.	399	2.2	0.5 r	0.4 r	0.8 r	0.6 r	0.4 r	0.1	0.0 r	0.0 r	0.0 r	0.0 r	0.0 r
Countries & Areas n.s.	898	0.1	0.0 r	0.0 r	0.0 r	0.0 r	0.0 r
Memorandum Items													
Africa	605	0.1	0.0	0.0	0.0	0.0	0.0	0.6	0.2	0.1	0.2	0.1	0.1
Middle East	405	0.1	0.1	0.0	0.0	0.0	0.0	0.2	0.1	0.1	0.1	0.1	0.1
European Union	998	4.3	0.9	1.0	1.2	1.4	0.7	34.3	7.3	7.6	7.7	9.3	9.7
Export earnings: fuel	080	1.2	0.2	0.2	0.4	0.3	0.2	106.1	27.8	24.7	28.0	24.0	29.6
Export earnings: nonfuel	092	35.9	7.4	6.5	12.5	9.7	7.1	288.9	81.4	65.0	77.3	66.8	79.8

Guam (829)

In Millions of U.S. Dollars

		Exports (FOB)						Imports (CIF)					
		2016	2015Q4	2016Q1	2016Q2	2016Q3	2016Q4	2016	2015Q4	2016Q1	2016Q2	2016Q3	2016Q4
IFS World	
World	001	135.6	32.3	25.3	26.5	35.3	48.5	742.7	198.7	182.7	184.2	200.5	175.3
Advanced Economies	110	15.7	5.1	3.0	4.6	4.2	3.9	700.1	188.6	172.2	174.2	189.6	164.0
Euro Area	163	0.5	0.3	0.2	0.1	0.1	0.1	37.5	8.1	9.4	10.6	7.9	9.6
Austria	122	0.0 e	0.1 e	0.0 e	0.0 e	0.0 e	0.1 e	0.1 e
Belgium	124	0.0 e	0.0 e	0.0 e	0.0 e	0.0 e	1.1 e	0.6 e	0.3 e	0.4 e	0.2 e	0.2 e
Finland	172	0.0 e	0.0 e	0.0 e	0.0 e	0.2 e	0.0 e	0.1 e	0.0 e	0.0 e	0.0 e
France	132	0.1 e	0.2 e	0.0 e	0.0 e	0.0 e	0.0 e	11.7 e	3.0 e	2.9 e	3.0 e	3.1 e	2.7 e
Germany	134	0.1 e	0.0 e	0.1 e	0.0 e	0.0 e	5.9 e	1.2 e	2.0 e	1.0 e	1.0 e	1.9 e
Ireland	178	0.0 e	0.0 e	0.0 e	0.7 e	0.1 e	0.1 e	0.2 e	0.2 e	0.3 e
Italy	136	0.1 e	0.1 e	0.0 e	0.1 e	0.0 e	0.0 e	9.7 e	2.3 e	2.1 e	2.5 e	2.1 e	3.0 e
Luxembourg	137	0.1 e	0.0 e	0.0 e	0.0 e	0.0 e	0.1 e
Netherlands	138	0.0 e	0.0 e	0.0 e	0.0 e	0.0 e	5.0 e	0.6 e	1.4 e	1.8 e	0.8 e	1.0 e
Portugal	182	0.0 e	0.1 e	0.0 e	0.0 e
Spain	184	0.1 e	0.0 e	0.1 e	2.8 e	0.1 e	0.4 e	1.8 e	0.3 e	0.3 e
Australia	193	0.3 e	0.0 e	0.0 e	0.3 e	6.3 e	2.0 e	1.8 e	1.8 e	0.2 e	2.5 e
Canada	156	0.1 e	0.1 e	0.0 e	0.0 e	0.0 e	0.0 e	2.2 e	0.4 e	0.5 e	0.4 e	0.7 e	0.6 e
China,P.R.: Hong Kong	532	4.1 e	0.2 e	0.3 e	2.3 e	1.6 e	0.0 e	61.2 e	19.0 e	19.2 e	16.4 e	19.6 e	5.9 e
Denmark	128	0.0 e	0.0 e	0.0 e	0.0 e	0.0 e	5.7 e	1.3 e	1.2 e	1.9 e	1.6 e	1.0 e
Japan	158	6.9 e	2.9 e	1.6 e	1.4 e	1.4 e	2.4 e	230.8 e	50.4 e	57.6 e	56.0 e	55.6 e	61.7 e
Korea, Republic of	542	0.7 e	0.3 e	0.1 e	0.1 e	0.4 e	0.1 e	63.4 e	14.4 e	15.3 e	13.0 e	29.5 e	5.5 e
New Zealand	196	0.0 e	0.0 e	0.0 e	0.0 e	6.4 e	1.2 e	1.5 e	1.4 e	1.6 e	1.9 e
Norway	142	0.3 e	0.1 e	0.1 e	0.1 e	0.1 e	0.0 e
Singapore	576	0.6 e	0.3 e	0.2 e	0.1 e	0.1 e	0.2 e	241.6 e	77.9 e	52.7 e	60.6 e	60.1 e	68.3 e
Sweden	144	0.0 e	0.0 e	0.0 e	0.0 e	0.0 e	0.2 e	0.0 e	0.0 e	0.1 e	0.0 e	0.1 e
Switzerland	146	0.0 e	0.3 e	0.0 e	0.0 e	11.1 e	2.7 e	2.2 e	2.0 e	3.6 e	3.3 e
Taiwan Prov.of China	528	2.3 e	0.7 e	0.4 e	0.5 e	0.4 e	1.0 e	30.6 e	8.2 e	10.3 e	9.2 e	8.1 e	2.9 e
United Kingdom	112	0.2 e	0.1 e	0.1 e	0.0 e	0.0 e	0.1 e	2.8 e	3.0 e	0.4 e	0.7 e	1.0 e	0.8 e
Emerg. & Dev. Economies	200	119.9	27.2	22.3	21.9	31.1	44.6	42.6	10.1	10.5	10.0	10.8	11.3
Emerg. & Dev. Asia	505	119.1	27.1	22.1	21.7	30.9	44.4	39.4	8.7	9.7	9.1	10.2	10.4
Cambodia	522	0.1 e	0.0 e	0.0 e	0.0 e	0.0 e	0.0 e
Fiji	819	0.0 e	0.0 e	0.0 e	0.0 e	0.0 e	0.0 e	0.2 e	0.1 e	0.0 e	0.1 e	0.1 e	0.1 e
India	534	0.5 e	0.1 e	0.2 e	0.1 e	0.1 e	0.1 e
Indonesia	536	0.0 e	0.0 e	0.0 e	0.0 e	0.0 e	0.0 e	1.3 e	0.3 e	0.4 e	0.3 e	0.3 e	0.4 e
Kiribati	826	0.5 e	0.1 e	0.1 e	0.1 e	0.2 e	0.2 e
Malaysia	548	0.0 e	0.0 e	0.0 e	0.0 e	0.0 e	0.0 e	3.2 e	1.2 e	0.7 e	0.7 e	0.8 e	1.0 e
Micronesia	868	86.9 e	16.9 e	16.5 e	16.8 e	17.6 e	35.9 e	3.8 e	0.7 e	1.0 e	0.7 e	0.7 e	1.3 e
Myanmar	518	0.5 e	0.1 e	0.1 e	0.1 e	0.1 e	0.1 e
Palau	565	27.7 e	9.3 e	5.1 e	3.8 e	11.9 e	6.9 e	2.0 e	0.6 e	1.4 e	0.1 e	0.4 e	0.1 e
Papua New Guinea	853	0.3 e	0.1 e	0.1 e	0.1 e	0.1 e	0.1 e
Philippines	566	3.8 e	0.5 e	0.3 e	0.9 e	1.2 e	1.4 e	18.1 e	3.3 e	3.9 e	4.4 e	5.0 e	4.9 e
Thailand	578	0.0 e	0.0 e	0.0 e	0.0 e	0.0 e	0.0 e	9.3 e	2.2 e	2.0 e	2.6 e	2.5 e	2.2 e
Timor-Leste	537	0.3 e	0.2 e	0.1 e	0.1 e	0.1 e	0.1 e
Europe	170	0.0	0.0	0.0	0.0	0.0	0.0	1.3	1.2	0.3	0.3	0.2	0.4
Emerg. & Dev. Europe	903	0.0	0.0	0.0	0.0	0.0	0.0	1.3	1.2	0.3	0.3	0.2	0.4
Hungary	944	0.1 e	0.1 e
Poland	964	0.1 e	1.0 e	0.0 e	0.0 e	0.0 e	0.0 e
Romania	968	0.0 e	0.0 e	0.1 e	0.0 e	0.0 e	0.0 e	0.1 e	0.0 e
Turkey	186	1.1 e	0.2 e	0.3 e	0.3 e	0.1 e	0.4 e
Mid East, N Africa, Pak	440	0.0	0.0	0.0	0.0	0.0	0.0	0.1	0.0	0.0	0.0	0.0	0.0
Pakistan	564	0.1 e	0.0 e	0.0 e	0.0 e	0.0 e	0.0 e
Sub-Saharan Africa	603	0.6	0.1	0.1	0.2	0.2	0.2	0.1	0.0	0.0	0.0	0.0	0.1
Kenya	664	0.1 e	0.0 e	0.0 e	0.0 e	0.0 e	0.0 e
Nigeria	694	0.6 e	0.1 e	0.1 e	0.2 e	0.2 e	0.2 e
Western Hemisphere	205	0.1	0.0	0.0	0.0	0.0	0.0	1.7	0.2	0.4	0.5	0.3	0.4
Brazil	223	0.3 e	0.0 e	0.1 e	0.2 e	0.0 e	0.1 e
Colombia	233	0.1 e	0.0 e	0.0 e	0.0 e	0.0 e	0.0 e
Costa Rica	238	0.0 e	0.0 e	0.0 e	0.0 e	0.0 e	0.0 e	0.1 e	0.0 e	0.0 e	0.0 e	0.0 e	0.0 e
Ecuador	248	0.0 e	1.1 e	0.1 e	0.2 e	0.3 e	0.3 e	0.3 e
Guatemala	258	0.0 e	0.0 e	0.0 e	0.0 e	0.0 e	0.0 e	0.1 e	0.0 e	0.0 e	0.0 e	0.0 e	0.0 e

Guam (829)

In Millions of U.S. Dollars

		Exports (FOB)						Imports (CIF)					
		2016	2015Q4	2016Q1	2016Q2	2016Q3	2016Q4	2016	2015Q4	2016Q1	2016Q2	2016Q3	2016Q4
Memorandum Items													
Africa	605	0.6	0.1	0.1	0.2	0.2	0.2	0.1	0.0	0.0	0.0	0.0	0.1
European Union	998	0.7	0.3	0.3	0.2	0.1	0.2	46.4	13.4	11.1	13.3	10.6	11.4
Export earnings: fuel	080	0.9	0.3	0.2	0.3	0.2	0.2	1.2	0.1	0.3	0.3	0.3	0.3
Export earnings: nonfuel	092	134.6	32.0	25.1	26.3	35.1	48.2	741.5	198.6	182.4	183.8	200.2	175.0

Guatemala (258)

In Millions of U.S. Dollars

		Exports (FOB)						Imports (CIF)					
		2016	2015Q4	2016Q1	2016Q2	2016Q3	2016Q4	2016	2015Q4	2016Q1	2016Q2	2016Q3	2016Q4
IFS World		10,572.1	1,569.1	2,664.0	2,773.3	2,584.8	2,550.0	16,986.8	3,883.2	3,927.5	4,337.0	4,283.4	4,438.9
World	001	10,562.4	2,521.0	2,511.7	2,785.6	2,687.1	2,578.0	17,370.2	4,475.6	4,133.9	4,392.7	4,412.1	4,431.4
Advanced Economies	110	5,145.5	1,192.5	1,203.0	1,384.7	1,353.6	1,204.2	9,142.9	2,345.9	2,248.5	2,310.3	2,293.9	2,290.2
Euro Area	163	815.9	186.7	173.1	217.7	229.5	195.6	1,282.3	334.2	289.0	314.1	357.4	321.9
Austria	122	0.3	0.0 r	0.1 r	0.0 r	0.0 r	0.0 r	10.5	1.8 r	2.4 r	2.2 r	2.5 r	3.4 r
Belgium	124	123.9	23.2 r	14.5 r	37.8 r	47.5 r	24.0 r	128.0	61.8 r	26.3 r	36.3 r	34.6 r	30.9 r
Cyprus	423	0.0	0.0 r	0.0 r	0.0 r	0.0 r	0.0 r	0.1	0.0 r	0.0 r	0.0 r	0.0 r	0.0 r
Estonia	939	0.0	0.0 r	0.0 r	0.0 r	0.0 r	0.0 r	0.1	0.0 r	0.0 r	0.0 r	0.0 r
Finland	172	5.9	0.6 r	1.0 r	1.2 r	1.6 r	2.2 r	20.0	5.8 r	4.6 r	4.5 r	4.9 r	6.0 r
France	132	17.2	4.8 r	3.5 r	3.9 r	6.1 r	3.7 r	64.5	28.3 r	15.9 r	15.3 r	19.6 r	13.7 r
Germany	134	103.3	22.0 r	13.4 r	25.4 r	33.3 r	31.2 r	307.2	61.3 r	68.1 r	74.4 r	86.0 r	78.8 r
Greece	174	87.9	18.9 r	21.7 r	21.0 r	22.9 r	22.4 r	4.1	1.9 r	1.0 r	0.8 r	0.9 r	1.4 r
Ireland	178	1.1	0.6 r	0.9 r	0.1 r	0.1 r	0.0 r	18.2	3.4 r	4.8 r	5.2 r	4.3 r	3.9 r
Italy	136	104.5	29.8 r	37.5 r	25.7 r	25.8 r	15.4 r	128.7	36.8 r	24.1 r	31.1 r	35.2 r	38.3 r
Latvia	941	47.0	5.0 r	11.8 r	11.7 r	11.8 r	11.8 r
Lithuania	946	144.0	13.7 r	36.0 r	36.0 r	36.0 r	36.0 r
Luxembourg	137	0.0	0.1 r	0.0 r	0.0 r	0.3	0.1 r	0.1 r	0.1 r	0.0 r	0.1 r
Malta	181	0.1	0.0 r	0.1 r	0.0 r	0.0 r	0.0 r
Netherlands	138	315.4	73.7 r	70.8 r	88.1 r	72.5 r	84.0 r	142.7	42.5 r	32.6 r	29.7 r	51.3 r	29.2 r
Portugal	182	0.3	0.5 r	0.1 r	0.1 r	0.1 r	0.1 r	15.1	3.0 r	2.4 r	4.3 r	3.0 r	5.5 r
Slovak Republic	936	0.1	0.1 r	0.0 r	0.0 r	0.0 r	0.0 r
Slovenia	961	1.2	0.0 r	0.0 r	0.0 r	1.2 r
Spain	184	56.1	12.4 r	9.6 r	14.4 r	19.6 r	12.6 r	250.3	68.5 r	58.8 r	62.4 r	67.4 r	61.7 r
Australia	193	11.5	1.7 r	2.4 r	3.4 r	3.9 r	1.8 r	7.8	2.1 r	0.7 r	0.6 r	5.0 r	1.4 r
Canada	156	287.4	55.3 r	70.8 r	87.7 r	72.2 r	56.8 r	86.2	21.7 r	22.6 r	26.8 r	18.2 r	18.5 r
China,P.R.: Hong Kong	532	6.8	1.5 r	1.3 r	1.3 r	2.8 r	1.5 r	192.0	95.1 r	45.9 r	55.7 r	36.5 r	53.8 r
Czech Republic	935	0.1	0.1 r	0.0 r	0.0 r	0.1 r	0.0 r	1.8	0.6 r	0.4 r	0.6 r	0.5 r	0.3 r
Denmark	128	2.1	0.8 r	0.4 r	0.5 r	0.6 r	0.5 r	32.4	5.7 r	7.4 r	6.8 r	8.2 r	10.0 r
Iceland	176	0.3	0.0 r	0.0 r	0.0 r	0.2 r	0.1 r
Israel	436	9.7	0.3 r	2.4 r	2.4 r	2.1 r	2.7 r	29.0	7.9 r	6.6 r	5.1 r	10.5 r	6.8 r
Japan	158	169.8	35.1 r	32.8 r	55.4 r	53.3 r	28.3 r	312.4	69.4 r	66.8 r	81.2 r	92.2 r	72.2 r
Korea, Republic of	542	94.6	22.9 r	15.9 r	19.9 r	32.6 r	26.2 r	313.5	102.1 r	66.7 r	67.0 r	105.5 r	74.3 r
New Zealand	196	4.1	0.5 r	0.7 r	1.8 r	1.2 r	0.4 r	18.5	6.3 r	4.8 r	4.1 r	4.1 r	5.6 r
Norway	142	9.6	0.8 r	1.6 r	2.7 r	2.7 r	2.6 r	21.6	1.2 r	0.9 r	11.0 r	8.6 r	1.1 r
Singapore	576	4.6	0.6 r	1.4 r	0.6 r	1.4 r	1.2 r	47.6	9.8 r	11.4 r	12.7 r	13.2 r	10.3 r
Sweden	144	3.6	0.3 r	0.3 r	0.5 r	1.2 r	1.5 r	24.2	6.1 r	6.4 r	5.0 r	5.1 r	7.8 r
Switzerland	146	2.9	0.6 r	0.6 r	0.7 r	0.7 r	0.9 r	27.2	6.2 r	5.4 r	4.9 r	9.4 r	7.5 r
Taiwan Prov.of China	528	49.9	9.1 r	9.3 r	21.4 r	11.1 r	8.0 r	94.2	19.3 r	21.3 r	19.4 r	25.5 r	28.1 r
United Kingdom	112	86.9	16.1 r	32.8 r	25.0 r	12.0 r	17.1 r	34.2	10.9 r	7.6 r	7.5 r	10.3 r	8.8 r
United States	111	3,585.7	860.0 r	857.2 r	943.6 r	926.0 r	859.0 r	6,617.9	1,647.5 r	1,684.5 r	1,687.7 r	1,583.8 r	1,661.9 r
Emerg. & Dev. Economies	200	5,389.1	1,322.0	1,301.7	1,393.6	1,326.7	1,367.0	8,225.6	2,129.2	1,885.0	2,082.1	2,117.8	2,140.8
Emerg. & Dev. Asia	505	173.2	34.3	41.0	61.1	34.0	37.1	2,220.6	601.7	465.3	556.6	599.7	599.0
Bangladesh	513	13.5	3.1 r	3.4 r	3.5 r	3.3 r	3.3 r	0.7	0.2 r	0.2 r	0.2 r	0.2 r	0.2 r
China,P.R.: Mainland	924	100.8	27.5 r	16.6 r	30.3 r	25.9 r	28.0 r	1,722.3	464.1 r	342.1 r	436.9 r	468.0 r	475.2 r
F.T. New Caledonia	839	0.1	0.0 r	0.0 r	0.0 r	0.0 r	0.0 r
Guam	829	0.1	0.0 r	0.0 r	0.0 r	0.0 r	0.0 r	0.0	0.0 r	0.0 r	0.0 r	0.0 r	0.0 r
India	534	15.5	1.6 r	2.0 r	7.0 r	2.8 r	3.6 r	257.8	70.3 r	66.1 r	61.1 r	68.6 r	62.0 r
Indonesia	536	0.0	0.0 r	0.0 r	0.0 r	0.0 r	0.0 r	27.6	8.3 r	6.7 r	7.0 r	6.9 r	7.1 r
Malaysia	548	36.8	0.7 r	17.6 r	18.5 r	0.3 r	0.3 r	27.4	7.5 r	8.2 r	6.2 r	6.4 r	6.6 r
Myanmar	518	0.7	0.2 r	0.2 r	0.2 r	0.2 r	0.2 r	0.0	0.0 r	0.0 r	0.0 r	0.0 r	0.0 r
Nepal	558	2.0	0.5 r	0.5 r	0.5 r	0.5 r	0.5 r	0.0	0.0 r	0.0 r	0.0 r	0.0 r	0.0 r
Philippines	566	0.4	0.1 r	0.1 r	0.1 r	0.1 r	0.1 r	0.2	0.7 r	0.1 r	0.1 r	0.1 r	0.1 r
Samoa	862	0.1	0.0 r	0.0 r	0.0 r	0.0 r	0.0 r
Sri Lanka	524	0.0	0.0 r	0.0 r	0.0 r	0.0 r	0.0 r	2.4	1.4 r	1.3 r	0.8 r	0.1 r	0.1 r
Thailand	578	2.5	0.5 r	0.4 r	0.8 r	0.6 r	0.8 r	147.4	40.1 r	32.7 r	35.3 r	40.7 r	38.6 r
Vietnam	582	0.8	0.2 r	0.2 r	0.2 r	0.2 r	0.2 r	34.7	9.0 r	8.0 r	8.9 r	8.7 r	9.1 r
Europe	170	219.3	66.0	54.0	53.6	53.3	58.5	84.7	25.4	18.9	32.9	22.7	10.3
Emerg. & Dev. Europe	903	53.4	27.2	14.0	11.3	10.2	17.9	49.0	10.3	8.9	13.3	17.9	8.9
Bulgaria	918	1.4	1.8 r	1.3 r	0.0 r	0.1 r	0.1 r	3.8	0.6 r	1.1 r	0.6 r	1.2 r	1.0 r
Croatia	960	0.1	0.1 r	0.0 r	0.0 r	0.1 r

Guatemala (258)

In Millions of U.S. Dollars

		Exports (FOB)						Imports (CIF)					
		2016	2015Q4	2016Q1	2016Q2	2016Q3	2016Q4	2016	2015Q4	2016Q1	2016Q2	2016Q3	2016Q4
Gibraltar	823	24.6	5.7 r	6.1 r	6.4 r	6.1 r	6.0 r	0.0	0.0 r	0.0 r	0.0 r	0.0 r	0.0 r
Hungary	944	1.0	0.3 r	0.2 r	0.3 r	0.2 r	0.3 r
Montenegro	943	0.1	0.0 r	0.0 r	0.0 r	0.0 r	0.0 r
Poland	964	6.6	3.3 r	0.4 r	0.4 r	0.3 r	5.4 r	4.5	0.8 r	0.5 r	1.0 r	1.4 r	1.6 r
Romania	968	3.5	0.6 r	0.9 r	1.2 r	0.8 r	0.6 r	2.6	0.4 r	0.3 r	0.8 r	0.7 r	0.8 r
Serbia, Republic of	942	0.3 e	0.4 e	0.0 e	0.1 e	0.1 e	0.1 e	1.0 e	0.1 e	0.4 e	0.2 e	0.2 e	0.3 e
Turkey	186	17.0	15.4 r	5.2 r	3.2 r	2.9 r	5.7 r	36.0	8.1 r	6.5 r	10.5 r	14.1 r	4.9 r
CIS	901	165.9	38.8	39.9	42.3	43.0	40.7	35.2	14.9	9.8	19.4	4.7	1.3
Georgia	915	0.6	0.8 r	0.2 r	0.1 r	0.1 r	0.2 r
Kazakhstan	916	111.9	25.9 r	27.9 r	29.2 r	27.6 r	27.2 r
Moldova	921	0.1 e	0.0 e	0.0 e	0.0 e	0.0 e	0.0 e
Russian Federation	922	9.8	1.5 r	1.7 r	2.2 r	2.6 r	3.4 r	34.2	13.8 r	9.5 r	19.1 r	4.6 r	1.0 r
Ukraine	926	44.1	11.4 r	10.3 r	10.9 r	12.9 r	10.0 r	0.4	0.4 r	0.1 r	0.2 r	0.0 r	0.0 r
Europe n.s.	884	0.5	0.1 r	0.1 r	0.1 r	0.1 r	0.1 r
Mid East, N Africa, Pak	440	287.2	65.0	70.5	74.1	71.7	70.9	84.3	21.8	19.6	21.4	21.4	21.9
Afghanistan, I.R. of	512	0.1	0.0 r	0.0 r	0.0 r	0.0 r	0.0 r	0.1	0.0 r	0.0 r	0.0 r	0.0 r	0.0 r
Algeria	612	0.4	0.1 r	0.1 r	0.1 r	0.1 r	0.1 r	0.1	0.0 r	0.0 r	0.0 r	0.0 r	0.0 r
Bahrain, Kingdom of	419	1.0	0.2 r	0.2 r	0.3 r	0.3 r	0.3 r
Djibouti	611	0.3	0.1 r	0.1 r	0.1 r	0.1 r	0.1 r	0.5	0.1 r	0.1 r	0.1 r	0.1 r	0.1 r
Egypt	469	3.5	1.4 r	0.9 r	0.9 r	0.9 r	0.9 r	1.9	0.6 r	0.4 r	0.5 r	0.5 r	0.5 r
Iraq	433	1.9	0.4 r	0.5 r	0.5 r	0.5 r	0.5 r
Jordan	439	11.9	2.0 r	2.9 r	2.9 r	3.3 r	2.8 r	0.2	0.1 r	0.0 r
Kuwait	443	7.7	1.7 r	1.9 r	2.0 r	1.9 r	1.9 r
Lebanon	446	0.9	0.1 r	0.2 r	0.3 r	0.3 r	0.1 r	0.2	0.0 r	0.2 r	0.0 r
Libya	672	14.7	3.4 r	3.7 r	3.8 r	3.6 r	3.6 r	0.0	0.0 r	0.0 r	0.0 r	0.0 r	0.0 r
Mauritania	682	19.9	4.6 r	5.0 r	5.2 r	4.9 r	4.9 r
Morocco	686	0.4	0.0 r	0.1 r	0.1 r	0.1 r	0.1 r	0.3	0.1 r	0.1 r	0.1 r	0.1 r	0.1 r
Oman	449	0.7	0.2 r	0.2 r	0.2 r	0.2 r	0.2 r	1.2	0.3 r	0.3 r	0.3 r	0.3 r	0.3 r
Pakistan	564	10.1	2.3 r	2.5 r	2.6 r	2.5 r	2.5 r	7.8	2.0 r	1.8 r	2.0 r	2.0 r	2.0 r
Qatar	453	1.4	0.3 r	0.4 r	0.4 r	0.4 r	0.4 r	1.1	0.3 r	0.3 r	0.3 r	0.3 r	0.3 r
Saudi Arabia	456	82.2	17.6 r	19.6 r	21.2 r	20.6 r	20.8 r	62.1	16.1 r	14.4 r	15.9 r	15.7 r	16.2 r
Sudan	732	4.2	1.0 r	1.0 r	1.0 r	1.0 r	1.0 r	0.1	0.0 r	0.0 r	0.0 r	0.0 r	0.0 r
Syrian Arab Republic	463	9.2	2.1 r	2.3 r	2.4 r	2.3 r	2.2 r	0.0	0.0 r	0.0 r	0.0 r	0.0 r	0.0 r
Tunisia	744	27.2	6.7 r	6.8 r	6.8 r	6.8 r	6.8 r	0.1	0.0 r	0.0 r	0.0 r	0.0 r	0.0 r
United Arab Emirates	466	87.1	20.1 r	21.7 r	22.7 r	21.5 r	21.3 r	8.6	2.2 r	2.0 r	2.2 r	2.2 r	2.2 r
West Bank and Gaza	487	2.5 e	0.4 e	0.5 e	0.7 e	0.7 e	0.6 e
Yemen, Republic of	474	0.1	0.0 r	0.0 r	0.0 r	0.0 r	0.0 r
Sub-Saharan Africa	603	172.5	40.1	42.5	44.5	43.1	42.4	11.0	2.2	2.0	3.3	3.1	2.6
Cameroon	622	3.3	0.8 r	0.8 r	0.9 r	0.8 r	0.8 r
Congo, Dem. Rep. of	636	29.2	6.8 r	7.3 r	7.6 r	7.2 r	7.1 r	0.0	0.0 r	0.0 r	0.0 r	0.0 r	0.0 r
Congo, Republic of	634	0.1	0.0 r	0.0 r	0.0 r	0.0 r	0.0 r
Côte d'Ivoire	662	12.7	3.2 r	3.2 r	3.2 r	3.2 r	3.2 r	0.2	0.1 r	0.1 r	0.1 r	0.1 r	0.1 r
Ethiopia	644	0.0	0.0 r	0.0 r	0.0 r	0.0 r	0.0 r	0.2	0.1 r	0.1 r	0.1 r	0.1 r	0.1 r
Ghana	652	90.4	20.9 r	22.6 r	23.6 r	22.3 r	22.0 r	0.1	0.0 r	0.0 r	0.0 r	0.0 r	0.0 r
Guinea	656	4.6	1.1 r	1.1 r	1.2 r	1.1 r	1.1 r	0.0	0.0 r	0.0 r	0.0 r	0.0 r	0.0 r
Kenya	664	0.8	0.2 r	0.2 r	0.2 r	0.2 r	0.2 r	0.0	0.0 r	0.0 r	0.0 r	0.0 r	0.0 r
Mozambique	688	0.9	0.2 r	0.2 r	0.2 r	0.2 r	0.2 r	0.0	0.0 r	0.0 r	0.0 r	0.0 r	0.0 r
Nigeria	694	0.0	0.0 r	0.0 r	0.0 r	0.0 r	0.0 r	0.8	0.2 r	0.2 r	0.2 r	0.2 r	0.2 r
São Tomé & Príncipe	716	0.0	0.0 r	0.0 r	0.0 r	0.0 r	0.0 r	0.1	0.0 r	0.0 r	0.0 r	0.0 r	0.0 r
Sierra Leone	724	4.1	1.0 r	1.0 r	1.1 r	1.0 r	1.0 r
South Africa	199	5.2	0.8 r	0.7 r	1.3 r	1.7 r	1.5 r	9.5	1.8 r	1.7 r	2.9 r	2.7 r	2.3 r
Tanzania	738	0.5	0.1 r	0.1 r	0.1 r	0.1 r	0.1 r	0.0	0.0 r	0.0 r	0.0 r	0.0 r	0.0 r
Togo	742	20.5	5.1 r	5.1 r	5.1 r	5.1 r	5.1 r	0.0	0.0 r	0.0 r	0.0 r	0.0 r	0.0 r
Zambia	754	0.1	0.1 r
Western Hemisphere	205	4,536.8	1,116.5	1,093.8	1,160.2	1,124.6	1,158.2	5,825.0	1,478.2	1,379.3	1,467.9	1,470.9	1,506.9
Anguilla	312	0.2 e	0.0 e	0.0 e	0.0 e	0.0 e	0.1 e
Antigua and Barbuda	311	0.5	0.1 r	0.1 r	0.1 r	0.1 r	0.1 r	0.0	0.0 r	0.0 r	0.0 r	0.0 r	0.0 r
Argentina	213	7.5	1.9 r	1.9 r	1.9 r	1.9 r	1.9 r	94.2	21.8 r	22.7 r	23.3 r	23.9 r	24.3 r
Aruba	314	0.4	0.1 r	0.1 r	0.1 r	0.1 r	0.1 r	0.0	0.0 r
Bahamas, The	313	5.6	1.3 r	1.4 r	1.5 r	1.4 r	1.4 r	0.1	0.0 r	0.0 r	0.0 r	0.0 r	0.0 r

Guatemala (258)

In Millions of U.S. Dollars

		Exports (FOB)						Imports (CIF)					
		2016	2015Q4	2016Q1	2016Q2	2016Q3	2016Q4	2016	2015Q4	2016Q1	2016Q2	2016Q3	2016Q4
Barbados	316	3.5	0.8 r	0.9 r	0.9 r	0.9 r	0.8 r	3.8	0.9 r	0.9 r	0.9 r	0.9 r	0.9 r
Belize	339	94.0	20.3 r	22.5 r	24.3 r	23.5 r	23.7 r	5.7	1.5 r	1.3 r	1.5 r	1.4 r	1.5 r
Bermuda	319	0.3	0.1 r	0.1 r	0.1 r	0.1 r	0.1 r
Bolivia	218	0.8	0.3 r	0.3 r	0.2 r	0.2 r	0.2 r	1.0	0.1 r	0.2 r	0.3 r	0.3 r	0.3 r
Brazil	223	25.8	5.6 r	5.3 r	6.4 r	6.6 r	7.4 r	198.0	68.9 r	49.3 r	51.7 r	50.2 r	46.7 r
Chile	228	92.3	20.5 r	30.5 r	22.4 r	20.8 r	18.6 r	111.2	27.8 r	26.0 r	31.6 r	28.7 r	25.0 r
Colombia	233	52.8	13.3 r	13.0 r	13.7 r	13.1 r	13.0 r	424.5	99.3 r	103.5 r	110.0 r	105.1 r	105.8 r
Costa Rica	238	477.1	102.7 r	114.3 r	123.1 r	119.3 r	120.4 r	613.4	158.2 r	141.6 r	156.6 r	154.8 r	160.4 r
Dominica	321	0.3	0.0 r	0.1 r	0.1 r	0.1 r	0.1 r	0.0	0.0 r	0.0 r	0.0 r	0.0 r	0.0 r
Dominican Republic	243	169.6	37.4 r	41.2 r	43.9 r	42.2 r	42.3 r	57.6	12.1 r	12.0 r	14.3 r	15.0 r	16.3 r
Ecuador	248	33.3	7.1 r	8.6 r	8.8 r	8.1 r	7.9 r	33.2	10.8 r	8.2 r	8.6 r	8.2 r	8.2 r
El Salvador	253	1,236.4	310.5 r	291.5 r	316.8 r	285.8 r	342.2 r	867.3	225.6 r	209.8 r	228.4 r	208.8 r	220.4 r
Grenada	328	0.9	0.2 r	0.2 r	0.2 r	0.2 r	0.2 r	0.0	0.0 r	0.0 r	0.0 r	0.0 r	0.0 r
Guyana	336	3.2	0.6 r	0.7 r	0.8 r	0.8 r	0.8 r	1.1	0.3 r	0.3 r	0.3 r	0.3 r	0.3 r
Haiti	263	46.6	9.9 r	11.1 r	12.0 r	11.7 r	11.8 r	0.4	0.1 r	0.1 r	0.1 r	0.1 r	0.1 r
Honduras	268	744.4	224.7 r	187.3 r	194.4 r	182.8 r	179.9 r	410.9	89.6 r	94.4 r	104.7 r	103.9 r	107.9 r
Jamaica	343	33.1	7.7 r	8.3 r	8.6 r	8.1 r	8.0 r	0.2	0.1 r	0.1 r	0.1 r	0.1 r	0.1 r
Mexico	273	451.4	111.6 r	96.0 r	105.7 r	134.5 r	115.2 r	1,911.1	516.3 r	451.0 r	467.8 r	495.2 r	497.1 r
Netherlands Antilles	353	1.2	0.3 r	0.3 r	0.3 r	0.3 r	10.2	2.3 r	2.6 r	2.6 r	2.7 r
Nicaragua	278	627.6	138.4 r	152.5 r	162.5 r	156.2 r	156.5 r	133.3	34.1 r	30.6 r	34.0 r	33.7 r	35.0 r
Panama	283	249.5	61.2 r	61.7 r	65.2 r	61.7 r	60.9 r	720.8	157.8 r	175.7 r	174.1 r	179.3 r	191.7 r
Paraguay	288	1.3	0.3 r	0.3 r	0.3 r	0.3 r	0.3 r	3.9	1.1 r	0.9 r	1.0 r	1.0 r	1.0 r
Peru	293	56.2	13.8 r	14.5 r	14.8 r	13.7 r	13.3 r	102.0	20.2 r	20.3 r	25.0 r	26.9 r	29.7 r
St. Kitts and Nevis	361	0.7	0.2 r	0.2 r	0.2 r	0.2 r	0.2 r
St. Lucia	362	0.1	0.0 r	0.0 r	0.0 r	0.0 r	0.0 r	3.5	0.9 r	0.8 r	0.9 r	0.9 r	0.9 r
St. Vincent & Grens.	364	0.3	0.1 r	0.1 r	0.1 r	0.1 r	0.1 r
Suriname	366	3.1	0.6 r	0.7 r	0.8 r	0.8 r	0.8 r	0.0	0.0 r	0.0 r	0.0 r	0.0 r	0.0 r
Trinidad and Tobago	369	26.6	6.0 r	6.5 r	6.9 r	6.6 r	6.6 r	4.6	1.2 r	1.1 r	1.2 r	1.2 r	1.2 r
Uruguay	298	0.8	0.2 r	0.2 r	0.2 r	0.2 r	0.2 r	64.5	17.0 r	15.1 r	16.5 r	16.2 r	16.7 r
Venezuela, Rep. Bol.	299	89.1	18.9 r	21.2 r	22.9 r	22.3 r	22.6 r	24.4	6.3 r	5.6 r	6.2 r	6.2 r	6.4 r
Western Hem. n.s.	399	0.3	0.1 r	0.1 r	0.1 r	0.1 r	0.1 r	24.3	6.3 r	5.6 r	6.2 r	6.1 r	6.4 r
Other Countries n.i.e	910	27.9	6.5	7.0	7.3	6.8	6.7	1.6	0.4	0.4	0.4	0.4	0.4
Cuba	928	23.0	5.4 r	5.8 r	6.0 r	5.7 r	5.6 r	1.2	0.3 r	0.3 r	0.3 r	0.3 r	0.3 r
Korea, Dem. People's Rep.	954	4.8	1.1 r	1.2 r	1.3 r	1.2 r	1.2 r	0.4	0.1 r	0.1 r	0.1 r	0.1 r	0.1 r
Memorandum Items													
Africa	605	224.9	52.7	55.5	57.8	56.1	55.4	12.1	2.4	2.3	3.5	3.4	2.9
Middle East	405	224.7	50.1	54.9	58.2	56.2	55.4	75.4	19.5	17.5	19.2	19.1	19.6
European Union	998	920.1	209.6	209.3	245.4	244.7	220.8	1,386.9	359.5	312.9	336.6	385.1	352.3
Export earnings: fuel	080	521.8	117.2	127.5	135.0	129.4	129.8	595.9	150.5	145.1	164.4	144.2	142.2
Export earnings: nonfuel	092	10,040.6	2,403.8	2,384.2	2,650.6	2,557.7	2,448.2	16,774.3	4,325.0	3,988.8	4,228.3	4,267.9	4,289.2

Guinea (656)

In Millions of U.S. Dollars

		Exports (FOB)						Imports (CIF)					
		2016	2015Q4	2016Q1	2016Q2	2016Q3	2016Q4	2016	2015Q4	2016Q1	2016Q2	2016Q3	2016Q4
IFS World	
World	001	2,810.8	372.4	558.3	728.8	696.5	827.1	2,239.5	485.5	504.7	632.0	561.1	541.7
Advanced Economies	110	792.1	144.6	181.0	218.2	196.1	196.8	1,075.9	230.2	240.9	302.8	269.0	263.2
Euro Area	163	458.1	106.2	127.6	124.6	115.8	90.1	796.6	192.8	195.3	207.4	200.7	193.2
Austria	122	0.8	0.1 r	0.0 r	0.1 r	0.1 r	0.6 r
Belgium	124	7.6	0.9 r	1.0 r	3.3 r	2.7 r	0.6 r	192.7	44.2 r	52.2 r	44.8 r	43.8 r	51.9 r
Cyprus	423	0.1	0.0 r	0.0 r	0.0 r	0.0 r	0.0 r
Estonia	939	0.2	0.0 r	0.0 r	0.2 r	0.0 r	0.0 r	0.0	0.0 r	0.0 r	0.0 r
Finland	172	0.0	0.0 r	0.0 r	0.0 r	0.0 r	0.0 r	1.0	0.0 r	0.1 r	0.1 r	0.3 r	0.6 r
France	132	146.3	18.2 r	40.3 r	41.8 r	32.9 r	31.3 r	153.2	32.2 r	58.7 r	33.2 r	31.0 r	30.3 r
Germany	134	76.5	26.1 r	24.9 r	20.2 r	17.8 r	13.5 r	39.6	7.9 r	5.6 r	10.8 r	13.3 r	10.1 r
Greece	174	0.0	0.0 r	0.0 r	0.0 r	0.0 r	3.2	0.4 r	1.4 r	0.4 r	0.1 r	1.3 r
Ireland	178	91.0	22.4 r	24.1 r	26.3 r	21.0 r	19.6 r	2.1	0.2 r	0.5 r	0.5 r	0.3 r	0.8 r
Italy	136	4.5	1.6 r	1.4 r	0.7 r	1.7 r	0.8 r	27.9	7.7 r	7.2 r	6.5 r	6.7 r	7.5 r
Latvia	941	0.0 e	0.0 e	0.1	0.1 r	0.0 r	0.0 r	0.0 r	0.0 r
Lithuania	946	0.1	0.0 r	0.0 r	0.1 r	0.0 r	0.0 r
Luxembourg	137	0.0 e	0.0 e	1.0	0.9 r	0.5 r	0.0 r	0.3 r	0.1 r
Malta	181	0.1	0.1 r	0.0 r	0.0 r
Netherlands	138	9.8	1.4 r	1.8 r	1.8 r	5.2 r	1.0 r	325.4	76.8 r	56.2 r	98.4 r	96.0 r	74.8 r
Portugal	182	1.2	0.7 r	0.5 r	0.2 r	0.5 r	11.1	4.8 r	2.2 r	4.6 r	2.4 r	1.9 r
Slovak Republic	936	0.0	0.0 r	0.0 r	0.0	0.1 r	0.0 r	0.0 r	0.0 r	0.0 r
Slovenia	961	0.0 e	0.0	8.7 r	0.0 r	0.0 r
Spain	184	121.0	34.8 r	33.7 r	30.1 r	34.0 r	23.2 r	38.3	8.8 r	10.6 r	8.0 r	6.4 r	13.2 r
Australia	193	0.0	0.0 r	0.0 r	0.0 r	0.0 r	0.0 r	1.2	0.5 r	0.4 r	0.5 r	0.0 r	0.4 r
Canada	156	35.4	9.0 r	7.6 r	8.9 r	9.1 r	9.8 r	6.1	1.3 r	0.9 r	1.9 r	1.2 r	2.1 r
China,P.R.: Hong Kong	532	0.0	0.0 r	0.0 r	0.0 r	0.0 r	0.0 r	2.6	0.1 r	1.0 r	0.8 r	0.4 r	0.5 r
China,P.R.: Macao	546	0.2	0.1 r	0.1 r	0.1 r	0.1 r	0.1 r
Czech Republic	935	0.4	0.1 r	0.1 r	0.1 r	0.1 r	0.2 r
Denmark	128	0.0	0.0 r	0.0 r	0.0 r	0.0 r	0.0 r	16.1	3.2 r	3.2 r	5.2 r	3.8 r	4.0 r
Israel	436	0.0	0.0 r	0.0 r	0.0 r	0.0 r	0.0 r	4.4	0.5 r	1.1 r	1.1 r	1.1 r	1.1 r
Japan	158	0.1	0.0 r	0.0 r	0.0 r	0.0 r	0.1 r	10.5	2.9 r	1.7 r	3.5 r	3.1 r	2.2 r
Korea, Republic of	542	4.7	0.4 r	2.9 r	0.7 r	0.5 r	0.6 r	44.8	1.9 r	3.1 r	2.2 r	21.5 r	18.0 r
New Zealand	196	0.3	0.0 r	0.0 r	0.0 r	0.0 r	0.3 r	0.3	0.0 r	0.1 r	0.1 r	0.0 r	0.1 r
Norway	142	0.2	0.0 r	0.1 r	0.1 r	0.0 r	0.0 r
Singapore	576	0.1	0.0 r	0.0 r	0.0 r	0.0 r	110.0	10.2 r	16.5 r	60.3 r	16.1 r	17.1 r
Sweden	144	0.0	0.0 r	0.0 r	3.5	0.4 r	0.4 r	0.7 r	0.9 r	1.5 r
Switzerland	146	283.3	7.4 r	38.8 r	82.6 r	68.7 r	93.3 r	21.7	2.9 r	6.4 r	3.6 r	3.3 r	8.3 r
Taiwan Prov.of China	528	0.0	0.0 r	0.0 r	0.0 r	0.0 r	0.0 r	5.9	2.5 r	0.8 r	1.4 r	1.4 r	2.3 r
United Kingdom	112	0.6	0.2 r	0.1 r	0.1 r	0.2 r	0.2 r	9.5	3.5 r	2.2 r	3.0 r	1.8 r	2.5 r
United States	111	9.4	21.3 r	3.9 r	1.2 r	1.8 r	2.5 r	42.0	7.4 r	7.7 r	10.9 r	13.7 r	9.7 r
Emerg. & Dev. Economies	200	1,762.3	189.9	324.3	443.5	436.6	557.9	1,163.4	255.2	263.7	329.1	292.0	278.5
Emerg. & Dev. Asia	505	846.6	60.7	140.9	208.0	202.6	295.1	647.9	122.7	143.0	188.9	167.7	148.3
Bangladesh	513	0.5	0.1 r	0.1 r	0.1 r	0.1 r	0.1 r	0.1	0.0 r	0.0 r	0.0 r	0.0 r	0.0 r
Cambodia	522	0.1	0.0 r	0.0 r	0.0 r	0.0 r	0.0 r
China,P.R.: Mainland	924	689.1	18.3 r	99.0 r	169.2 r	162.8 r	258.1 r	301.2	70.7 r	59.5 r	84.0 r	83.7 r	74.0 r
India	534	114.8	36.4 r	30.4 r	28.4 r	29.4 r	26.5 r	278.0	33.7 r	66.8 r	86.7 r	65.5 r	59.1 r
Indonesia	536	0.0	0.5 r	0.0 r	0.0 r	0.0 r	0.0 r	10.3	3.6 r	3.0 r	2.5 r	2.5 r	2.3 r
Malaysia	548	31.5	3.8 r	9.2 r	7.3 r	7.5 r	7.5 r	14.6	7.4 r	3.9 r	7.2 r	1.8 r	1.7 r
Nepal	558	0.1 e	0.0 e	0.0 e	0.0 e	0.0 e	0.0 e
Samoa	862	0.1	0.0 r	0.0 r	0.0 r	0.0 r	0.0 r
Sri Lanka	524	0.7	0.3 r	0.4 r	0.1 r	0.1 r	0.1 r
Thailand	578	0.7	0.1 r	0.1 r	0.3 r	0.3 r	0.0 r	18.2	1.0 r	3.9 r	1.6 r	7.5 r	5.1 r
Vietnam	582	9.9	1.5 r	2.1 r	2.6 r	2.4 r	2.7 r	10.5	2.5 r	2.3 r	2.9 r	2.8 r	2.5 r
Asia n.s.	598	14.1	3.5 r	3.1 r	3.9 r	3.7 r	3.4 r
Europe	170	49.2	15.8	15.3	14.3	10.4	9.3	67.2	18.6	17.5	16.3	13.9	19.5
Emerg. & Dev. Europe	903	8.8	2.0	1.3	2.9	2.9	1.7	51.3	15.2	14.0	14.9	11.1	11.2
Bulgaria	918	0.9	0.1 r	0.1 r	0.1 r	0.5 r	0.2 r
Gibraltar	823	0.6	0.1 r	0.1 r	0.1 r	0.2 r	0.2 r
Hungary	944	0.1	0.0 r	0.0 r	0.0 r	0.0 r	0.0 r
Poland	964	3.0	0.8 r	0.6 r	1.0 r	0.4 r	1.0 r	16.9	3.1 r	5.0 r	3.8 r	3.7 r	4.4 r

Guinea (656)

In Millions of U.S. Dollars

		Exports (FOB)						Imports (CIF)					
		2016	2015Q4	2016Q1	2016Q2	2016Q3	2016Q4	2016	2015Q4	2016Q1	2016Q2	2016Q3	2016Q4
Romania	968	2.6	0.9 r	0.7 r	1.8 r	0.1 r	1.4	4.8 r	0.8 r	0.6 r	0.0 r	0.0 r
Turkey	186	3.3	0.3 r	0.7 r	1.3 r	0.7 r	0.6 r	31.5	7.1 r	8.1 r	10.3 r	6.7 r	6.4 r
CIS	901	40.4	13.8	14.0	11.3	7.4	7.6	15.7	3.4	3.4	1.3	2.7	8.2
Azerbaijan, Rep. of	912	0.2	0.0 r	0.0 r	0.0 r	0.0 r	0.0 r
Belarus	913	0.2	0.0 r	0.0 r	0.0 r	0.1 r	0.0 r
Russian Federation	922	0.1	0.0 r	0.0 r	0.0 r	0.0 r	0.0 r	9.6	3.1 r	2.7 r	1.1 r	2.2 r	3.5 r
Ukraine	926	40.3	13.8 r	14.0 r	11.3 r	7.4 r	7.6 r	5.9	0.2 r	0.7 r	0.2 r	0.4 r	4.7 r
Europe n.s.	884	0.2	0.0 r	0.0 r	0.0 r	0.0 r	0.0 r
Mid East, N Africa, Pak	440	269.2	24.7	44.7	65.3	74.9	84.4	222.5	65.6	52.6	62.5	55.0	52.5
Algeria	612	0.4	0.1 r	0.1 r	0.1 r	0.1 r	0.1 r
Bahrain, Kingdom of	419	0.0 e	0.0 e	0.0 e	0.0 e	0.0 e	0.0 e	1.0	0.2 r	0.2 r	0.3 r	0.3 r	0.2 r
Egypt	469	0.8	0.1 r	0.2 r	0.2 r	0.2 r	0.2 r	2.9	0.9 r	0.7 r	0.8 r	0.7 r	0.6 r
Iran, I.R. of	429	8.9	1.3 r	1.8 r	2.3 r	2.2 r	2.5 r	0.1	0.0 r	0.0 r	0.0 r	0.0 r	0.0 r
Jordan	439	1.8	0.9 r	0.3 r	0.8 r	0.4 r	0.2 r
Lebanon	446	34.9	1.7 r	5.9 r	8.0 r	13.1 r	8.0 r	42.8	14.3 r	10.5 r	12.1 r	8.8 r	11.4 r
Mauritania	682	0.5	0.1 r	0.1 r	0.1 r	0.1 r	0.1 r	0.6	0.2 r	0.2 r	0.2 r	0.2 r	0.1 r
Morocco	686	3.7	0.7 r	0.8 r	1.0 r	0.9 r	1.0 r	23.1	7.3 r	4.7 r	6.2 r	6.2 r	6.0 r
Pakistan	564	0.0	0.0 r	0.0 r	0.0 r	0.0 r	0.0 r	2.9	0.7 r	0.6 r	0.8 r	0.8 r	0.7 r
Qatar	453	0.3	0.1 r	0.1 r	0.1 r	0.1 r	0.1 r
Saudi Arabia	456	22.2	5.6 r	5.0 r	6.1 r	5.8 r	5.3 r
Sudan	732	0.0	0.0 r	0.0 r	0.0 r	0.0 r	0.0 r	1.8	0.4 r	0.4 r	0.4 r	0.4 r	0.4 r
Syrian Arab Republic	463	0.0 e	0.0 e	0.0 e	0.0 e	0.0 e	0.0 e	0.1	0.0 r	0.0 r	0.0 r	0.0 r	0.0 r
Tunisia	744	0.1	0.0 r	0.0 r	0.0 r	0.0 r	0.0 r	3.0	0.7 r	0.7 r	0.8 r	0.8 r	0.7 r
United Arab Emirates	466	220.3	20.8 r	35.8 r	53.6 r	58.3 r	72.5 r	119.5	34.0 r	29.0 r	33.7 r	30.3 r	26.5 r
Sub-Saharan Africa	603	596.5	88.4	123.2	155.8	148.6	168.9	195.3	44.6	44.8	52.0	48.0	50.6
Angola	614	0.1	0.0 r	0.0 r	0.0 r	0.0 r	0.0 r	0.1	0.0 r	0.0 r	0.0 r	0.0 r	0.0 r
Benin	638	2.8	0.4 r	0.6 r	0.7 r	0.7 r	0.8 r	0.8	0.2 r	0.2 r	0.2 r	0.2 r	0.2 r
Burkina Faso	748	2.8	0.4 r	0.6 r	0.7 r	0.7 r	0.8 r	0.5	0.1 r	0.1 r	0.1 r	0.1 r	0.1 r
Burundi	618	0.1	0.0 r	0.0 r	0.0 r	0.0 r	0.0 r
Cameroon	622	0.3	0.1 r	0.1 r	0.1 r	0.1 r	0.1 r	0.2	0.0 r	0.0 r	0.1 r	0.0 r	0.0 r
Congo, Dem. Rep. of	636	0.3	0.0 r	0.1 r	0.1 r	0.1 r	0.1 r	0.2	0.1 r	0.1 r	0.1 r	0.1 r	0.1 r
Congo, Republic of	634	0.1	0.0 r	0.0 r	0.0 r	0.0 r	0.0 r	0.0	0.0 r	0.0 r	0.0 r	0.0 r	0.0 r
Côte d'Ivoire	662	0.9	0.2 r	0.2 r	0.2 r	0.2 r	0.2 r	6.4	1.0 r	1.1 r	1.7 r	1.8 r	1.8 r
Equatorial Guinea	642	0.1	0.0 r	0.0 r	0.0 r	0.0 r	0.0 r	0.0	0.0 r	0.0 r	0.0 r	0.0 r	0.0 r
Gabon	646	0.3	0.0 r	0.1 r	0.1 r	0.1 r	0.1 r	0.8	0.2 r	0.2 r	0.2 r	0.2 r	0.2 r
Gambia, The	648	0.4	0.1 r	0.1 r	0.1 r	0.1 r	0.1 r	0.0	0.0 r	0.0 r	0.0 r	0.0 r	0.0 r
Ghana	652	503.5	74.4 r	104.0 r	131.6 r	125.4 r	142.4 r	55.0	13.3 r	12.1 r	15.1 r	14.5 r	13.3 r
Guinea-Bissau	654	0.3	0.0 r	0.0 r	0.1 r	0.1 r	0.1 r	0.0	0.0 r	0.0 r	0.0 r	0.0 r	0.0 r
Kenya	664	0.2	0.0 r	0.0 r	0.0 r	0.0 r	0.0 r
Liberia	668	5.2	0.6 r	1.0 r	1.3 r	1.3 r	1.6 r	9.1	2.2 r	2.0 r	2.5 r	2.4 r	2.2 r
Madagascar	674	0.0	0.0 r	0.0 r	0.0 r	0.0 r	0.0 r	1.0	0.3 r	0.2 r	0.3 r	0.3 r	0.3 r
Mali	678	32.0	5.0 r	6.9 r	8.5 r	7.9 r	8.8 r	12.4	2.9 r	2.7 r	3.4 r	3.3 r	3.0 r
Mauritius	684	0.0 r	0.6 r
Mozambique	688	0.1	0.0 r	0.0 r	0.0 r	0.0 r	0.0 r
Niger	692	1.2	0.2 r	0.2 r	0.3 r	0.3 r	0.4 r	0.0	0.0 r	0.0 r	0.0 r	0.0 r	0.0 r
Nigeria	694	0.1	0.0 r	0.0 r	0.0 r	0.0 r	0.0 r	5.6	1.5 r	1.3 r	1.6 r	1.4 r	1.3 r
Senegal	722	4.1	0.9 r	0.8 r	1.1 r	1.0 r	1.2 r	51.0	12.1 r	12.8 r	14.5 r	12.8 r	10.9 r
Sierra Leone	724	11.1	1.4 r	2.1 r	2.8 r	2.8 r	3.4 r	13.6	3.3 r	3.0 r	3.7 r	3.6 r	3.3 r
South Africa	199	0.0	0.0 r	0.0 r	0.0 r	0.0 r	0.0 r	35.4	6.0 r	8.2 r	7.7 r	6.5 r	13.1 r
Swaziland	734	29.7	4.4 r	6.1 r	7.8 r	7.4 r	8.4 r	0.9	0.2 r	0.2 r	0.2 r	0.2 r	0.2 r
Tanzania	738	0.5	0.1 r	0.1 r	0.1 r	0.1 r	0.1 r	1.3	0.3 r	0.3 r	0.4 r	0.3 r	0.3 r
Togo	742	0.0	0.0 r	0.0 r	0.0 r	0.0 r	0.0 r	0.6	0.1 r	0.1 r	0.2 r	0.2 r	0.2 r
Uganda	746	0.6	0.2 r	0.2 r	0.2 r	0.2 r	0.2 r	0.0	0.0 r	0.0 r	0.0 r	0.0 r	0.0 r
Zambia	754	0.1	0.0 r	0.1 r	0.0 r
Zimbabwe	698	0.0	0.0 r	0.0 r	0.0 r	0.0 r	0.0 r	0.1	0.0 r	0.0 r	0.0 r	0.0 r	0.0 r
Western Hemisphere	205	0.7	0.2	0.2	0.2	0.2	0.2	30.4	3.7	5.9	9.5	7.4	7.6
Argentina	213	0.3	0.1 r	0.1 r	0.1 r	0.1 r	0.1 r
Brazil	223	0.0	0.0 r	0.0 r	24.0	2.4 r	4.6 r	7.7 r	5.7 r	5.9 r
Chile	228	0.1	0.0 r	0.1 r	0.0 r
Colombia	233	1.3	0.3 r	0.3 r	0.4 r	0.3 r	0.3 r

Guinea (656)

In Millions of U.S. Dollars

		Exports (FOB)						Imports (CIF)					
		2016	2015Q4	2016Q1	2016Q2	2016Q3	2016Q4	2016	2015Q4	2016Q1	2016Q2	2016Q3	2016Q4
Guatemala	258	0.1	0.0 r	0.0 r	0.0 r	0.0 r	0.0 r	4.4	0.8 r	0.8 r	1.2 r	1.2 r	1.2 r
Peru	293	0.1	0.0 r	0.0 r	0.0 r	0.0 r	0.0 r
Trinidad and Tobago	369	0.6 e	0.2 e	0.2 e	0.1 e	0.1 e	0.1 e
Western Hem. n.s.	399	0.1	0.0 r	0.0 r	0.0 r	0.0 r	0.0 r
Other Countries n.i.e	910	3.8	0.6	0.8	1.0	0.9	1.0	0.2	0.1	0.0	0.1	0.1	0.1
Korea, Dem. People's Rep.	954	3.8	0.6 r	0.8 r	1.0 r	0.9 r	1.0 r	0.2	0.1 r	0.0 r	0.1 r	0.1 r	0.1 r
Countries & Areas n.s.	898	252.5	37.3 r	52.2 r	66.0 r	62.9 r	71.4 r
Memorandum Items													
Africa	605	600.9	89.2	124.1	157.0	149.7	170.1	224.2	53.4	50.8	59.7	55.7	58.0
Middle East	405	264.9	23.9	43.8	64.1	73.8	83.2	190.8	56.1	45.9	53.9	46.5	44.4
European Union	998	464.3	108.1	128.3	126.4	118.2	91.4	845.4	207.9	207.0	220.9	211.5	205.9
Export earnings: fuel	080	230.5	22.4	38.0	56.3	60.9	75.3	161.1	45.2	38.9	43.6	40.9	37.6
Export earnings: nonfuel	092	2,580.3	350.0	520.3	672.5	635.6	751.8	2,078.4	440.3	465.8	588.4	520.2	504.1

Guinea-Bissau (654)

In Millions of U.S. Dollars

		Exports (FOB)						Imports (CIF)					
		2016	2015Q4	2016Q1	2016Q2	2016Q3	2016Q4	2016	2015Q4	2016Q1	2016Q2	2016Q3	2016Q4
IFS World	
World	001	372.7	98.3	36.0	51.6	181.5	103.6	247.1	62.0	62.6	59.0	67.7	57.7
Advanced Economies	110	11.3	0.9	6.5	2.1	1.0	1.6	134.1	31.6	33.2	32.0	37.0	31.9
Euro Area	163	6.2	0.0	5.3	0.0	0.1	0.8	131.4	31.0	32.6	31.5	36.5	30.8
Austria	122	0.1 e	0.1 e	0.0 e	0.0 e	0.0 e
Belgium	124	0.8 e	0.0 e	0.0 e	0.8 e
Finland	172	0.5 e	0.5 e	0.0 e	0.0 e	0.0 e	0.5 e
France	132	3.3	1.2 r	1.3 r	0.6 r	0.5 r	0.9 r
Germany	134	5.3 e	0.0 e	5.3 e	0.1	0.0 r	0.0 r	0.0 r	0.0 r	0.0 r
Greece	174	0.2 e	0.0 e	0.2 e
Lithuania	946	0.2 e	0.0 e	0.1 e	0.1 e
Luxembourg	137	0.2 e	0.1 e	0.2 e	0.0 e
Netherlands	138	0.1	0.0 r	0.1 r	0.0 r	11.1	2.0 r	2.4 r	1.8 r	3.3 r	3.7 r
Portugal	182	0.0	0.0 r	0.0 r	0.0 r	0.0 r	0.0 r	113.2	26.6 r	27.4 r	28.6 r	31.9 r	25.3 r
Slovenia	961	0.0 e	0.0 e	0.0 e	0.5 e	0.1 e	0.1 e	0.1 e	0.1 e	0.1 e
Spain	184	2.0	0.5 r	0.8 r	0.4 r	0.6 r	0.2 r
Canada	156	0.0 e	0.0 e	0.0 e	0.0 e	0.0 e	0.0 e	0.2 e	0.0 e	0.0 e	0.1 e	0.0 e	0.0 e
China,P.R.: Hong Kong	532	0.0 e	0.0 e	0.0 e	1.4 e	0.3 e	0.5 e	0.3 e	0.2 e	0.4 e
Japan	158	0.2 e	0.3	0.0 r	0.0 r	0.0 r	0.0 r	0.2 r
Korea, Republic of	542	1.1 e	0.5 e	0.4 e	0.2 e	0.1 e	0.4 e	0.1 e	0.0 e	0.0 e	0.3 e
New Zealand	196	0.0 e	0.0 e	0.1 e	0.1 e	0.0 e	0.1 e
Singapore	576	3.2	0.7 r	0.7 r	1.1 r	0.7 r	0.7 r	0.0	0.0 r	0.0 r	0.0 r	0.0 r	0.0 r
Switzerland	146	0.3 e	0.1 e	0.0 e	0.1 e	0.1 e	0.0 e
Taiwan Prov.of China	528	0.6 e	0.6 e	0.0 e
United Kingdom	112	0.0 e	0.0 e	0.0 e	0.0 e	0.0 e	0.0 e	0.1	0.0 r	0.0 r	0.0 r	0.0 r	0.0 r
Emerg. & Dev. Economies	200	361.3	97.4	29.4	49.5	180.4	102.0	112.8	30.3	29.4	27.0	30.7	25.8
Emerg. & Dev. Asia	505	249.9	74.1	7.9	8.2	151.6	82.2	31.7	12.8	6.9	8.5	8.0	8.3
Bangladesh	513	0.1 e	0.4 e	0.0 e	0.0 e	0.0 e	0.0 e
China,P.R.: Mainland	924	0.2	0.1 r	0.2 r	18.3	5.6 r	4.3 r	5.2 r	4.5 r	4.3 r
India	534	217.0	66.4 r	0.9 r	0.4 r	143.1 r	72.6 r	0.4	0.1 r	0.1 r	0.1 r	0.1 r	0.2 r
Indonesia	536	3.1 e	0.3 e	0.7 e	0.8 e	0.8 e	0.9 e
Malaysia	548	4.9 e	1.9 e	0.5 e	1.2 e	1.5 e	1.7 e
Myanmar	518	0.1 e	0.0 e	0.0 e	0.0 e	0.0 e	0.0 e
Sri Lanka	524	0.3 e	0.1 e	0.1 e	0.1 e	0.1 e
Thailand	578	0.2 e	0.2 e	4.5	4.5 r	1.3 r	1.2 r	1.0 r	1.0 r
Vietnam	582	32.5 e	7.6 e	6.8 e	7.8 e	8.3 e	9.6 e
Europe	170	33.0	0.1	3.0	19.4	10.1	0.5	7.8	3.2	3.2	0.9	3.1	0.6
Emerg. & Dev. Europe	903	1.5	0.1	0.0	0.3	0.6	0.5	7.7	3.2	3.1	0.9	3.1	0.6
Croatia	960	0.1 e
Poland	964	0.0 e	0.0 e	2.6 e	0.3 e	1.5 e	0.3 e	0.7 e	0.2 e
Romania	968	0.7	0.0 r	0.7 r	0.0 r
Turkey	186	1.5 e	0.1 e	0.3 e	0.6 e	0.5 e	4.4 e	2.8 e	0.9 e	0.6 e	2.5 e	0.4 e
CIS	901	31.5	0.0	3.0	19.0	9.5	0.1	0.0	0.1	0.0	0.0	0.0
Belarus	913	31.5 e	0.0 e	3.0 e	19.0 e	9.5 e
Russian Federation	922	0.0	0.0 r	0.1	0.0 r	0.1 r	0.0 r	0.0 r	0.0 r
Mid East, N Africa, Pak	440	4.9	1.0	1.9	1.1	0.9	1.0	16.0	4.1	4.0	4.0	4.0	4.0
Egypt	469	0.1 e	0.0 e	0.0 e	0.0 e	0.0 e	0.0	0.0 r	0.0 r	0.0 r	0.0 r	0.0 r
Jordan	439	1.2 e	1.0 e	0.1 e	0.0 e	0.0 e
Lebanon	446	0.1 e	0.1 e	0.0 e	0.0 e	0.1 e
Morocco	686	2.2	0.7 r	0.6 r	0.5 r	0.6 r	0.5 r
Pakistan	564	13.5 e	3.3 e	3.4 e	3.4 e	3.4 e	3.4 e
Tunisia	744	0.0 e	0.0 e	0.0 e	0.0 e	0.0 e	0.0 e	0.2 e	0.0 e	0.0 e	0.0 e	0.0 e	0.0 e
United Arab Emirates	466	3.6 e	1.0 e	0.8 e	0.9 e	0.8 e	1.0 e
Sub-Saharan Africa	603	72.2	21.7	16.3	20.2	17.8	17.8	54.2	10.2	14.5	12.8	14.8	12.1
Angola	614	1.7 e	0.6 e	0.4 e	0.4 e	0.4 e	0.5 e
Benin	638	0.5 e	0.4 e	0.1 e	0.2 e	0.1 e	0.1 e
Cabo Verde	624	0.0	0.0 r	0.0 r	0.0 r	0.0 r	0.0 r	0.1	0.0 r	0.0 r	0.0 r	0.0 r	0.0 r
Cameroon	622	1.4 e	0.4 e	0.3 e	0.4 e	0.4 e	0.4 e
Congo, Republic of	634	0.3 e	0.1 e	0.1 e	0.1 e	0.1 e	0.1 e
Côte d'Ivoire	662	3.1 e	0.9 e	0.8 e	0.8 e	0.7 e	0.7 e

Guinea-Bissau (654)

In Millions of U.S. Dollars

		Exports (FOB)						Imports (CIF)					
		2016	2015Q4	2016Q1	2016Q2	2016Q3	2016Q4	2016	2015Q4	2016Q1	2016Q2	2016Q3	2016Q4
Gambia, The	648	0.0	0.0 r	0.0 r	0.0 r	0.0 r	0.0 r	2.3	0.6 r	0.6 r	0.5 r	0.6 r	0.5 r
Ghana	652	45.2 e	12.7 e	10.2 e	12.8 e	11.1 e	11.1 e	0.1 e	0.0 e	0.0 e	0.0 e	0.0 e	0.0 e
Guinea	656	0.0	0.0 r	0.0 r	0.0 r	0.0 r	0.0 r	0.6	0.1 r	0.2 r	0.1 r	0.2 r	0.1 r
Kenya	664	0.1 e	0.0 e	0.0 e	0.0 e	0.0 e	0.0 e
Liberia	668	0.1	0.0 r	0.0 r	0.0 r	0.0 r	0.0 r
Nigeria	694	16.3 e	3.7 e	3.5 e	4.6 e	4.0 e	4.2 e
Senegal	722	0.0	0.0 r	0.0 r	0.0 r	0.0 r	0.0 r	49.2	8.8 r	13.1 r	11.6 r	13.3 r	11.1 r
South Africa	199	0.0 e	0.0 e	0.0 e	1.1 e	0.0 e	0.4 e	0.2 e	0.5 e	0.1 e
Togo	742	3.5 e	3.0 e	0.8 e	1.0 e	0.9 e	0.8 e	0.7 e	0.6 e	0.2 e	0.2 e	0.2 e	0.2 e
Western Hemisphere	205	1.4	0.5	0.4	0.6	0.0	0.4	3.0	0.0	0.7	0.7	0.7	0.8
Brazil	223	1.3 e	0.5 e	0.4 e	0.6 e	0.4 e
Peru	293	0.1 e	0.0 e	0.0 e	0.0 e	0.0 e	0.0 e
Uruguay	298	2.8 e	0.7 e	0.7 e	0.7 e	0.7 e
Other Countries n.i.e	910	0.1	0.0	0.1	0.0	0.0	0.0	0.1	0.0	0.0	0.0	0.0	0.0
Korea, Dem. People's Rep.	954	0.1	0.0 r	0.1 r	0.0 r	0.0 r	0.0 r	0.1	0.0 r	0.0 r	0.0 r	0.0 r	0.0 r
Memorandum Items													
Africa	605	72.2	21.7	16.3	20.2	17.9	17.9	56.6	11.0	15.1	13.4	15.5	12.7
Middle East	405	4.8	1.0	1.9	1.1	0.9	1.0	0.1	0.1	0.0	0.0	0.0	0.1
European Union	998	6.2	0.0	5.3	0.0	0.1	0.8	134.9	31.4	34.8	31.8	37.2	31.1
Export earnings: fuel	080	21.9	5.3	4.8	6.0	5.4	5.8	0.1	0.0	0.1	0.0	0.0	0.0
Export earnings: nonfuel	092	350.8	93.0	31.2	45.6	176.1	97.9	247.0	62.0	62.5	59.0	67.7	57.7

Guyana (336)

In Millions of U.S. Dollars

		Exports (FOB)						Imports (CIF)					
		2016	2015Q4	2016Q1	2016Q2	2016Q3	2016Q4	2016	2015Q4	2016Q1	2016Q2	2016Q3	2016Q4
IFS World	
World	001	1,450.5	371.9	364.2	375.9	318.9	391.6	1,629.3	603.8	504.3	393.3	358.9	372.8
Advanced Economies	110	1,006.9	220.1	243.9	260.0	224.6	278.5	704.5	378.2	224.0	169.7	152.5	158.2
Euro Area	163	153.1	48.3	38.6	39.4	34.2	40.9	53.9	18.2	19.2	12.9	10.8	11.1
Austria	122	0.0	0.0 r	0.0 r	0.0 r	0.0 r	0.0 r	0.5	0.1 r	0.2 r	0.1 r	0.1 r	0.1 r
Belgium	124	26.8	9.4 r	6.6 r	6.9 r	5.9 r	7.4 r	8.8	2.2 r	2.7 r	2.1 r	1.9 r	2.0 r
Cyprus	423	0.0 r	0.1	0.0 r	0.0 r	0.0 r	0.0 r
Estonia	939	0.2 r	0.1	0.0 r	0.0 r	0.0 r	0.0 r	0.0 r
Finland	172	0.0	0.0 r	0.0 r	0.0 r	0.0 r	0.4	0.4 r	0.1 r	0.1 r	0.1 r	0.1 r
France	132	6.4	3.2 r	2.4 r	1.7 r	1.1 r	1.3 r	2.4	0.5 r	0.7 r	0.6 r	0.5 r	0.6 r
Germany	134	30.6	16.6 r	7.5 r	7.9 r	6.7 r	8.4 r	8.1	5.1 r	4.3 r	1.9 r	1.0 r	0.8 r
Greece	174	2.0	0.0 r	0.5 r	0.5 r	0.5 r	0.5 r	0.0	0.0 r	0.0 r	0.0 r	0.0 r	0.0 r
Ireland	178	8.2	2.3 r	2.0 r	2.0 r	2.0 r	2.0 r	1.6	0.6 r	0.5 r	0.4 r	0.4 r	0.4 r
Italy	136	23.2	5.4 r	5.7 r	6.0 r	5.1 r	6.4 r	3.8	1.1 r	1.3 r	0.9 r	0.8 r	0.8 r
Netherlands	138	11.6	2.1 r	2.6 r	2.9 r	2.6 r	3.5 r	25.6	7.6 r	8.6 r	6.1 r	5.3 r	5.5 r
Portugal	182	21.7	3.8 r	5.4 r	5.4 r	5.4 r	5.4 r	0.4	0.1 r	0.1 r	0.1 r	0.1 r	0.1 r
Slovak Republic	936	0.0	0.0 r	0.0 r	0.0 r	0.0 r	0.1	0.0 r	0.0 r	0.0 r	0.0 r	0.0 r
Spain	184	22.6	5.2 r	5.7 r	5.9 r	4.9 r	6.0 r	2.1	0.4 r	0.6 r	0.5 r	0.5 r	0.5 r
Australia	193	0.3	0.0 r	0.1 r	0.1 r	0.1 r	0.1 r	2.8	1.0 r	1.0 r	0.6 r	0.5 r	0.7 r
Canada	156	444.3	57.0 r	89.2 r	114.2 r	105.5 r	135.5 r	37.4	6.9 r	10.3 r	9.1 r	8.8 r	9.1 r
China,P.R.: Hong Kong	532	7.1	2.2 r	2.0 r	1.8 r	1.4 r	1.8 r	7.2	2.0 r	2.4 r	1.7 r	1.5 r	1.5 r
Czech Republic	935	0.0	0.0 r	0.0 r	0.0 r	0.0 r	0.0 r	0.1	0.0 r	0.0 r	0.0 r	0.0 r	0.0 r
Denmark	128	0.0	0.0 r	0.0 r	0.0 r	0.0 r	0.0 r	2.5	1.0 r	0.8 r	0.6 r	0.6 r	0.6 r
Iceland	176	0.1	0.0 r	0.0 r	0.0 r	0.0 r	0.0 r
Israel	436	5.8	0.3 r	1.5 r	1.5 r	1.5 r	1.5 r	0.3	0.2 r	0.1 r	0.1 r	0.1 r	0.1 r
Japan	158	2.0	0.7 r	0.5 r	0.5 r	0.4 r	0.5 r	50.7	14.6 r	16.9 r	12.1 r	10.6 r	11.0 r
Korea, Republic of	542	13.0	0.4 r	3.3 r	3.3 r	3.3 r	3.3 r	15.2	194.0 r	4.6 r	3.7 r	3.4 r	3.5 r
New Zealand	196	1.7	0.4 r	0.4 r	0.4 r	0.4 r	0.5 r	15.5	6.5 r	4.7 r	3.7 r	3.5 r	3.6 r
Norway	142	0.5	0.0 r	0.1 r	0.1 r	0.1 r	0.1 r
Singapore	576	4.4	1.1 r	1.1 r	1.1 r	1.0 r	1.2 r	4.9	0.6 r	1.5 r	1.2 r	1.1 r	1.1 r
Sweden	144	0.0 r	1.9	3.0 r	0.6 r	0.5 r	0.4 r	0.5 r
Switzerland	146	19.0	4.7 r	4.7 r	4.7 r	4.7 r	15.0	1.6 r	4.5 r	3.6 r	3.3 r	3.5 r
Taiwan Prov.of China	528	4.4	1.0 r	1.3 r	1.1 r	1.0 r	1.0 r
United Kingdom	112	56.0	23.5 r	19.1 r	14.7 r	10.1 r	12.2 r	43.9	10.7 r	13.5 r	10.6 r	9.7 r	10.2 r
United States	111	299.7	86.2 r	83.4 r	78.2 r	61.8 r	76.3 r	448.2	116.8 r	142.6 r	108.1 r	97.0 r	100.5 r
Vatican	187	0.5	0.1 r	0.1 r	0.1 r	0.1 r
Emerg. & Dev. Economies	200	443.5	151.7	120.3	115.9	94.3	113.0	910.8	223.5	276.5	220.1	203.0	211.1
Emerg. & Dev. Asia	505	25.3	7.1	6.8	6.5	5.6	6.4	151.1	38.4	47.0	36.3	33.1	34.7
Bangladesh	513	0.1	0.0 r	0.0 r	0.0 r	0.0 r	0.0 r	0.0	0.0 r	0.0 r	0.0 r	0.0 r	0.0 r
China,P.R.: Mainland	924	16.4	4.9 r	4.6 r	4.2 r	3.3 r	4.2 r	119.3	29.3 r	36.7 r	28.7 r	26.3 r	27.6 r
F.T. French Polynesia	887	0.6	0.1 r	0.2 r	0.2 r	0.2 r	0.2 r
F.T. New Caledonia	839	0.1	0.0 r	0.0 r	0.0 r	0.0 r	0.0 r
India	534	5.7	1.5 r	1.4 r	1.4 r	1.4 r	1.4 r	15.5	5.1 r	5.5 r	3.7 r	3.1 r	3.2 r
Indonesia	536	0.0	0.0 r	0.0 r	0.0 r	0.0 r	0.0 r	1.7	0.5 r	0.6 r	0.4 r	0.4 r	0.4 r
Malaysia	548	0.1	0.0 r	0.0 r	0.0 r	0.0 r	0.0 r	5.2	0.9 r	1.3 r	1.2 r	1.3 r	1.4 r
Maldives	556	0.1	0.0 r	0.0 r	0.0 r	0.0 r
Philippines	566	0.9	0.2 r	0.2 r	0.2 r	0.2 r	0.2 r	0.0	0.0 r	0.0 r	0.0 r	0.0 r	0.0 r
Sri Lanka	524	0.0 r	0.2	0.1 r	0.1 r	0.1 r	0.0 r	0.0 r
Thailand	578	0.6	0.1 r	0.1 r	0.1 r	0.1 r	0.1 r	6.2	1.7 r	2.0 r	1.5 r	1.3 r	1.4 r
Vietnam	582	0.6	0.2 r	0.2 r	0.2 r	0.2 r	0.2 r	0.8	0.2 r	0.2 r	0.2 r	0.2 r	0.2 r
Asia n.s.	598	0.2	0.1 r	0.1 r	0.1 r	0.1 r	0.1 r	2.0	0.4 r	0.5 r	0.5 r	0.5 r	0.5 r
Europe	170	39.2	13.0	9.7	10.1	8.6	10.8	16.3	3.7	4.9	3.9	3.6	3.8
Emerg. & Dev. Europe	903	0.9	2.0	0.2	0.2	0.2	0.2	13.1	3.5	3.9	3.2	2.9	3.1
Bosnia and Herzegovina	963	0.0	0.2 r	0.0 r	0.0 r	0.0 r	0.0 r	0.0	0.0 r	0.0 r	0.0 r	0.0 r	0.0 r
Bulgaria	918	0.5	1.7 r	0.1 r	0.1 r	0.1 r	0.1 r	0.9	0.4 r	0.3 r	0.2 r	0.2 r	0.2 r
Hungary	944	0.1	0.0 r	0.0 r	0.0 r	0.0 r	0.0 r
Poland	964	0.3	0.1 r	0.1 r	0.1 r	0.1 r	0.1 r	4.3	0.8 r	1.3 r	1.0 r	1.0 r	1.0 r
Romania	968	0.0 r	0.2	0.0 r	0.1 r	0.1 r	0.1 r	0.1 r
Turkey	186	0.0	0.0 r	0.0 r	0.0 r	0.0 r	0.0 r	7.4	2.2 r	2.2 r	1.8 r	1.7 r	1.7 r

Guyana (336)

In Millions of U.S. Dollars

		Exports (FOB)						Imports (CIF)					
		2016	2015Q4	2016Q1	2016Q2	2016Q3	2016Q4	2016	2015Q4	2016Q1	2016Q2	2016Q3	2016Q4
CIS	901	38.4	11.0	9.4	9.9	8.4	10.6	3.1	0.2	0.9	0.8	0.7	0.7
Belarus	913	0.1	0.0 r	0.0 r	0.0 r	0.0 r
Russian Federation	922	0.1	0.1 r	0.0 r	0.0 r	0.0 r	0.0 r	2.6	0.0 r	0.8 r	0.6 r	0.6 r	0.6 r
Ukraine	926	38.3	10.9 r	9.4 r	9.9 r	8.4 r	10.6 r	0.5	0.1 r	0.1 r	0.1 r	0.1 r	0.1 r
Mid East, N Africa, Pak	440	9.5	1.2	2.3	2.5	2.1	2.6	4.9	1.5	1.4	1.2	1.1	1.2
Egypt	469	0.3	0.7 r	0.1 r	0.1 r	0.1 r	0.1 r
Iran, I.R. of	429	0.0	0.1 r	0.0 r	0.0 r	0.0 r	0.0 r
Jordan	439	0.1	0.0 r	0.0 r	0.0 r	0.0 r	0.0 r	0.0	0.0 r	0.0 r	0.0 r	0.0 r	0.0 r
Lebanon	446	0.1	0.1 r	0.0 r	0.0 r	0.0 r	0.0 r
Morocco	686	0.2	0.1 r	0.0 r	0.0 r	0.0 r	0.0 r
Pakistan	564	0.1	0.0 r	0.0 r	0.0 r	0.0 r	0.0 r	0.3	0.1 r	0.1 r	0.1 r	0.1 r	0.1 r
Saudi Arabia	456	0.0	0.0 r	0.0 r	0.0 r	0.0 r	0.0 r	0.2	0.1 r	0.0 r	0.0 r	0.0 r	0.0 r
United Arab Emirates	466	9.3	1.1 r	2.3 r	2.4 r	2.0 r	2.6 r	3.8	0.5 r	1.1 r	0.9 r	0.9 r	0.9 r
Sub-Saharan Africa	603	12.1	0.0	3.0	3.0	3.0	3.0	2.6	0.5	0.8	0.6	0.6	0.6
Cabo Verde	624	0.4	0.0 r	0.1 r	0.1 r	0.1 r	0.1 r
Cameroon	622	0.1	0.0 r	0.0 r	0.0 r	0.0 r	0.0	0.0 r	0.0 r	0.0 r	0.0 r	0.0 r
Congo, Republic of	634	0.1	0.0 r	0.0 r	0.0 r	0.0 r	0.0 r	0.0	0.0 r	0.0 r	0.0 r	0.0 r	0.0 r
Madagascar	674	0.1	0.0 r	0.0 r	0.0 r	0.0 r	0.0 r
Nigeria	694	0.3	0.1 r	0.1 r	0.1 r	0.1 r
South Africa	199	0.0	0.0 r	0.0 r	0.0 r	0.0 r	0.0 r	0.5	0.1 r	0.1 r	0.1 r	0.1 r	0.1 r
Swaziland	734	11.6	2.9 r	2.9 r	2.9 r	2.9 r	1.4	0.3 r	0.4 r	0.3 r	0.3 r	0.3 r
Western Hemisphere	205	357.4	130.4	98.4	93.8	75.0	90.2	735.9	179.4	222.5	178.1	164.5	170.8
Anguilla	312	0.2	0.0 r	0.0 r	0.0 r	0.0 r	0.0 r	0.0	0.0 r	0.0 r	0.0 r	0.0 r	0.0 r
Antigua and Barbuda	311	3.9	1.4 r	1.2 r	1.0 r	0.7 r	0.9 r	0.3	0.3 r	0.1 r	0.1 r	0.1 r	0.1 r
Argentina	213	2.0	0.7 r	0.7 r	0.5 r	0.4 r	0.4 r
Aruba	314	0.0	0.0 r	0.0 r	0.0 r	0.0 r	0.0 r	0.1	0.0 r	0.0 r	0.0 r	0.0 r	0.0 r
Bahamas, The	313	0.4	0.1 r	0.1 r	0.1 r	0.1 r	0.1 r	0.1	0.0 r	0.0 r	0.0 r	0.0 r	0.0 r
Barbados	316	16.6	7.5 r	6.0 r	4.5 r	2.9 r	3.2 r	23.2	7.3 r	8.1 r	5.5 r	4.7 r	4.9 r
Belize	339	0.9	0.2 r	0.2 r	0.2 r	0.2 r	0.3 r	1.3	0.8 r	0.7 r	0.3 r	0.2 r	0.2 r
Bermuda	319	0.6	0.2 r	0.2 r	0.2 r	0.2 r	0.2 r	0.0	0.0 r	0.0 r	0.0 r	0.0 r
Bolivia	218	0.2	0.1 r	0.1 r	0.0 r	0.0 r	0.0 r
Brazil	223	6.4	2.3 r	1.6 r	1.6 r	1.6 r	1.6 r	24.5	5.5 r	7.3 r	5.9 r	5.5 r	5.8 r
Chile	228	0.0	0.1 r	0.0 r	0.0 r	0.0 r	0.0 r	4.2	2.8 r	2.4 r	1.0 r	0.5 r	0.4 r
Colombia	233	1.0	0.8 r	0.2 r	0.3 r	0.2 r	0.3 r	17.1	4.9 r	5.7 r	4.1 r	3.6 r	3.6 r
Costa Rica	238	0.1	0.0 r	0.0 r	0.0 r	0.0 r	0.0 r	15.1	3.3 r	4.4 r	3.6 r	3.4 r	3.6 r
Curacao	354	1.3	0.2 r	0.3 r	0.3 r	0.3 r	0.3 r	2.8	9.3 r	0.7 r	0.7 r	0.7 r	0.7 r
Dominica	321	1.8	1.1 r	0.8 r	0.5 r	0.2 r	0.2 r	0.6	0.5 r	0.3 r	0.1 r	0.0 r	0.1 r
Dominican Republic	243	5.9	1.3 r	1.4 r	1.5 r	1.3 r	1.6 r	10.1	4.3 r	4.2 r	2.4 r	1.8 r	1.8 r
Ecuador	248	0.0	0.0 r	0.0 r	0.0 r	0.0 r	0.3	0.0 r	0.1 r	0.1 r	0.1 r	0.1 r
El Salvador	253	0.0 r	3.0	0.9 r	0.9 r	0.7 r	0.7 r	0.7 r
Grenada	328	7.3	1.8 r	1.9 r	1.9 r	1.6 r	1.9 r	0.5	0.1 r	0.1 r	0.1 r	0.1 r	0.1 r
Guatemala	258	0.0	0.0 r	0.0 r	0.0 r	0.0 r	0.0 r	3.6	1.1 r	1.2 r	0.9 r	0.8 r	0.8 r
Haiti	263	8.8	3.8 r	2.2 r	2.3 r	1.9 r	2.4 r	0.0 r
Honduras	268	0.3	0.0 r	0.1 r	0.1 r	0.1 r	0.1 r	0.8	0.1 r	0.2 r	0.2 r	0.2 r	0.2 r
Jamaica	343	43.6	18.0 r	14.8 r	11.6 r	8.0 r	9.3 r	14.0	3.4 r	4.4 r	3.4 r	3.1 r	3.1 r
Mexico	273	8.0	2.7 r	2.0 r	2.1 r	1.8 r	2.2 r	21.4	5.6 r	6.8 r	5.2 r	4.6 r	4.8 r
Montserrat	351	0.1	0.0 r	0.0 r	0.0 r	0.0 r	0.0 r	0.0 r
Nicaragua	278	6.9	2.5 r	1.7 r	1.7 r	1.7 r	1.7 r	0.4	0.2 r	0.1 r	0.1 r	0.1 r	0.1 r
Panama	283	49.4	21.5 r	12.2 r	12.8 r	10.8 r	13.6 r	13.4	4.3 r	4.7 r	3.2 r	2.7 r	2.8 r
Peru	293	1.3 r	1.8	0.8 r	0.8 r	0.4 r	0.3 r	0.3 r
St. Kitts and Nevis	361	1.4	0.4 r	0.4 r	0.4 r	0.3 r	0.3 r	0.4	0.0 r	0.1 r	0.1 r	0.1 r	0.1 r
St. Lucia	362	7.9	1.8 r	2.0 r	2.1 r	1.7 r	2.2 r	4.2	2.8 r	1.3 r	1.0 r	0.9 r	1.0 r
St. Vincent & Grens.	364	5.1	1.7 r	1.6 r	1.3 r	1.0 r	1.2 r	0.1	0.0 r	0.0 r	0.0 r	0.0 r	0.0 r
Suriname	366	11.6	4.1 r	3.6 r	3.1 r	2.2 r	2.6 r	89.2	8.8 r	26.9 r	21.6 r	20.0 r	20.8 r
Trinidad and Tobago	369	164.9	40.3 r	43.1 r	43.5 r	35.4 r	42.9 r	472.7	100.1 r	137.6 r	114.7 r	108.0 r	112.4 r
Uruguay	298	0.0	0.0 r	0.0 r	0.0 r	0.0 r	0.0 r	2.0	0.8 r	0.6 r	0.5 r	0.4 r	0.5 r
Venezuela, Rep. Bol.	299	2.2	15.1 r	0.6 r	0.6 r	0.5 r	0.6 r	5.5	9.8 r	1.7 r	1.3 r	1.2 r	1.3 r
Western Hem. n.s.	399	0.7	0.2 r	0.2 r	0.2 r	0.2 r	0.2 r	1.2	0.8 r	0.4 r	0.3 r	0.3 r	0.3 r
Other Countries n.i.e	910	0.1	0.0	0.0	0.0	0.0	0.0	14.1	2.1	3.8	3.5	3.4	3.4
Cuba	928	0.0	0.0 r	0.0 r	0.0 r	0.0 r	0.0 r	8.6	0.1 r	2.1 r	2.1 r	2.1 r	2.1 r

Guyana (336)

In Millions of U.S. Dollars

		Exports (FOB)						Imports (CIF)					
		2016	2015Q4	2016Q1	2016Q2	2016Q3	2016Q4	2016	2015Q4	2016Q1	2016Q2	2016Q3	2016Q4
Korea, Dem. People's Rep.	954	0.1	0.0 r	0.0 r	0.0 r	0.0 r	0.0 r	5.6	2.0 r	1.7 r	1.3 r	1.2 r	1.3 r
Memorandum Items													
Africa	605	12.1	0.0	3.0	3.0	3.0	3.0	2.8	0.6	0.8	0.7	0.7	0.7
Middle East	405	9.5	1.2	2.3	2.4	2.1	2.6	4.4	1.3	1.3	1.1	1.0	1.0
European Union	998	210.0	73.6	57.8	54.3	44.6	53.3	108.0	34.3	35.7	25.9	22.8	23.6
Export earnings: fuel	080	177.8	57.3	46.3	46.8	38.3	46.4	502.4	115.6	147.1	121.9	114.5	119.0
Export earnings: nonfuel	092	1,272.7	314.6	317.9	329.1	280.7	345.1	1,127.0	488.2	357.2	271.5	244.5	253.8

Haiti (263)

In Millions of U.S. Dollars

		Exports (FOB)						Imports (CIF)					
		2016	2015Q4	2016Q1	2016Q2	2016Q3	2016Q4	2016	2015Q4	2016Q1	2016Q2	2016Q3	2016Q4
IFS World		249.3	219.7	261.6	807.7	737.8	947.3
World	001	1,043.9	268.2	237.4	274.2	291.6	240.8	2,296.1	554.4	485.3	597.9	608.4	604.5
Advanced Economies	110	935.7	241.1	213.4	245.9	263.3	213.1	723.8	183.0	165.9	179.2	188.7	190.0
Euro Area	163	34.8	5.1	7.9	8.7	8.7	9.5	147.5	36.9	26.7	37.5	38.3	44.9
Austria	122	0.0 e	0.0 e	0.0 e	0.0 e	0.0 e	0.0 e	0.2	0.1 r	0.0 r	0.1 r	0.0 r	0.1 r
Belgium	124	8.0 e	0.9 e	2.4 e	2.4 e	2.1 e	1.2 e	13.8	1.5 r	2.3 r	5.5 r	3.3 r	2.7 r
Cyprus	423	0.0 e	0.0 e	0.0 e	0.1 e	0.0 e	0.0 e	0.0 e
France	132	11.6 e	1.6 e	3.3 e	3.1 e	3.1 e	2.1 e	42.8	13.1 r	6.5 r	11.7 r	10.7 r	13.9 r
Germany	134	1.4 e	0.4 e	0.2 e	0.5 e	0.3 e	0.3 e	18.1	4.1 r	2.7 r	3.7 r	3.5 r	8.1 r
Ireland	178	0.0 e	0.0 e	0.0 e	0.0 e	0.0 e	0.0 e	3.4	0.5 r	0.7 r	0.6 r	0.9 r	1.2 r
Italy	136	2.3 e	0.4 e	0.5 e	0.2 e	0.8 e	0.8 e	10.4	2.0 r	1.4 r	1.7 r	4.1 r	3.2 r
Lithuania	946	0.0 e	0.0 e	0.0 e	0.0 e	0.0 e	0.0 e	0.3 e	0.0 e	0.1 e	0.1 e	0.1 e
Luxembourg	137	0.0 e	0.0 e	0.0 e	0.7	0.2 r	0.1 r	0.3 r	0.1 r	0.2 r
Netherlands	138	4.3 e	0.5 e	0.1 e	0.7 e	0.4 e	3.2 e	33.1	8.1 r	7.4 r	7.9 r	8.7 r	9.0 r
Portugal	182	0.0 e	0.0 e	0.0 e	0.0 e	0.0 e	0.0 e	2.9	0.0 r	0.0 r	0.2 r	0.7 r	2.0 r
Spain	184	6.9 e	1.2 e	1.4 e	1.8 e	2.0 e	1.9 e	21.7	7.3 r	5.5 r	5.7 r	6.2 r	4.4 r
Australia	193	1.8 e	0.4 e	0.3 e	0.3 e	0.7 e	0.4 e	0.5	0.1 r	0.3 r	0.0 r	0.2 r	0.0 r
Canada	156	28.8 e	9.5 e	6.3 e	6.8 e	5.9 e	9.8 e	56.5	17.4 r	17.4 r	9.4 r	11.9 r	17.8 r
China,P.R.: Hong Kong	532	2.6 e	0.7 e	0.7 e	0.6 e	0.7 e	0.6 e	14.0	2.8 r	2.0 r	4.8 r	2.8 r	4.3 r
Denmark	128	0.0 e	0.0 e	0.0 e	0.0 e	0.0 e	0.0 e	2.8	0.4 r	0.7 r	0.4 r	0.9 r	0.8 r
Iceland	176	0.1 e	0.0 e	0.0 e	0.0 e	0.0 e	0.0 e
Israel	436	0.1 e	0.1 e	0.2	0.2 r
Japan	158	3.9 e	0.6 e	0.9 e	1.1 e	1.1 e	0.7 e	33.9	10.2 r	8.1 r	10.0 r	9.2 r	6.5 r
Korea, Republic of	542	2.1 e	1.9 e	0.7 e	0.6 e	0.6 e	0.2 e	1.5	0.3 r	0.3 r	0.3 r	0.4 r	0.4 r
New Zealand	196	0.6 e	0.1 e	0.2 e	0.2 e	0.1 e	0.1 e	0.1	0.1 r	0.1 r	0.1 r	0.0 r
Norway	142	0.1 e	0.2 e	0.0 e	0.0 e	0.0 e	0.0 e	2.6	0.8 r	0.7 r	0.5 r	0.6 r	0.8 r
Singapore	576	0.5 e	0.1 e	0.1 e	0.1 e	0.2 e	0.2 e	4.0	0.5 r	1.1 r	0.6 r	0.8 r	1.5 r
Sweden	144	0.1 e	0.1 e	0.0 e	0.0 e	0.0 e	0.0 e	1.1	0.2 r	0.7 r	0.1 r	0.2 r	0.1 r
Switzerland	146	3.8 e	0.4 e	1.6 e	0.9 e	0.9 e	0.3 e	4.0	1.7 r	2.6 r	0.4 r	0.4 r	0.6 r
Taiwan Prov.of China	528	2.2 e	0.3 e	0.2 e	0.4 e	0.9 e	0.6 e	14.3	4.7 r	2.9 r	3.9 r	3.7 r	3.8 r
United Kingdom	112	6.5 e	1.2 e	2.2 e	1.9 e	1.5 e	0.9 e
United States	111	847.8 e	220.6 e	192.2 e	224.1 e	241.9 e	189.6 e	440.9	107.0 r	102.1 r	111.2 r	119.3 r	108.3 r
Emerg. & Dev. Economies	200	107.9	26.9	23.9	28.2	28.2	27.5	1,543.7	364.9	313.5	411.1	412.0	407.1
Emerg. & Dev. Asia	505	15.8	4.3	4.2	4.5	3.8	3.3	641.9	159.5	123.1	172.5	173.1	173.2
China,P.R.: Mainland	924	6.0 e	2.2 e	2.3 e	1.4 e	1.3 e	1.0 e	429.8	119.4 r	76.8 r	117.6 r	117.7 r	117.7 r
India	534	3.4 e	0.7 e	0.8 e	1.2 e	0.8 e	0.6 e	28.0	6.6 r	6.0 r	6.2 r	7.6 r	8.1 r
Indonesia	536	0.2 e	0.0 e	0.0 e	0.0 e	0.0 e	0.0 e	152.2	26.8 r	31.8 r	40.3 r	40.6 r	39.6 r
Malaysia	548	0.1 e	0.0 e	0.0 e	0.1 e	0.0 e	0.0 e	11.7	2.5 r	1.7 r	2.9 r	3.6 r	3.5 r
Philippines	566	0.1 e	0.0 e	0.0 e	0.0 e	0.0 e	0.0 e	3.4	0.9 r	0.9 r	0.9 r	0.9 r	0.9 r
Samoa	862	0.2	0.0 r	0.0 r	0.1 r	0.1 r	0.1 r
Solomon Islands	813	0.1	0.0 r	0.0 r	0.0 r	0.0 r	0.0 r
Sri Lanka	524	0.0 e	0.0 e	0.0 e	0.0 e	0.0 e	0.2 e	0.1 e	0.2 e
Thailand	578	2.7 e	0.6 e	0.3 e	1.0 e	0.8 e	0.7 e	16.1	3.2 r	5.7 r	4.6 r	2.6 r	3.3 r
Vietnam	582	3.2 e	0.7 e	0.7 e	0.8 e	0.8 e	0.9 e	0.2	0.0 r	0.0 r	0.0 r	0.0 r	0.0 r
Europe	170	0.7	0.2	0.2	0.2	0.1	0.2	28.9	7.2	7.2	7.0	7.2	7.6
Emerg. & Dev. Europe	903	0.4	0.1	0.1	0.1	0.1	0.2	26.3	6.5	6.5	6.3	6.5	6.9
Bulgaria	918	0.3	0.0 r	0.2 r	0.0 r	0.0 r	0.0 r
Croatia	960	0.0 e	0.0 e	0.0 e	0.0 e	0.1 e	0.0 e	0.1 e	0.0 e	0.0 e
Poland	964	0.1 e	0.0 e	0.0 e	0.0 e	0.0 e	0.0 e	4.3	1.0 r	1.2 r	1.3 r	0.9 r	0.9 r
Serbia, Republic of	942	0.1 e	0.0 e	0.0 e	0.0 e	0.0 e	0.0 e	0.0 e	0.0 e	0.0 e	0.0 e
Turkey	186	0.2 e	0.1 e	0.1 e	0.1 e	0.0 e	0.1 e	21.6	5.4 r	5.0 r	5.0 r	5.6 r	6.0 r
CIS	901	0.2	0.1	0.1	0.1	0.0	0.1	2.6	0.6	0.6	0.6	0.6	0.7
Russian Federation	922	0.2 e	0.1 e	0.1 e	0.1 e	0.0 e	0.0 e	0.0	0.0 r	0.0 r
Ukraine	926	0.0 e	2.6	0.6 r	0.6 r	0.6 r	0.6 r	0.6 r
Mid East, N Africa, Pak	440	3.2	0.9	0.8	0.8	0.8	0.9	2.9	0.7	0.6	0.7	0.8	0.8
Algeria	612	1.5 e	0.4 e	0.4 e	0.4 e	0.4 e	0.4 e
Bahrain, Kingdom of	419	0.5 e	0.1 e	0.1 e	0.1 e	0.1 e	0.1 e
Egypt	469	0.0 e	0.0 e	0.0 e	0.0 e	0.0 e	0.1	0.0 r	0.0 r	0.0 r	0.0 r	0.0 r
Kuwait	443	0.4 e	0.1 e	0.1 e	0.1 e	0.1 e	0.1 e	0.0	0.0 r	0.0 r	0.0 r	0.0 r	0.0 r
Morocco	686	0.0 e	0.8	0.2 r	0.2 r	0.2 r	0.2 r	0.2 r

Haiti (263)

In Millions of U.S. Dollars

		Exports (FOB)						Imports (CIF)					
		2016	2015Q4	2016Q1	2016Q2	2016Q3	2016Q4	2016	2015Q4	2016Q1	2016Q2	2016Q3	2016Q4
Oman	449	0.4 e	0.1 e	0.1 e	0.1 e	0.1 e	0.1 e
Pakistan	564	0.0 e	0.0 e	0.0 e	0.0 e	0.0 e	0.0 e	0.2	0.0 r	0.0 r	0.0 r	0.0 r	0.0 r
Saudi Arabia	456	0.3 e	0.1 e	0.1 e	0.1 e	0.1 e	0.1 e	0.3	0.1 r	0.1 r	0.1 r	0.1 r	0.1 r
United Arab Emirates	466	0.5 e	0.1 e	0.1 e	0.1 e	0.1 e	0.1 e	1.0	0.2 r	0.2 r	0.3 r	0.3 r	0.3 r
Sub-Saharan Africa	603	0.8	1.0	0.2	0.2	0.2	0.2	2.0	0.5	0.4	0.7	0.5	0.4
Burkina Faso	748	0.1 e	0.0 e	0.0 e	0.0 e	0.0 e	0.0 e
Cameroon	622	0.1 e	0.0 e	0.0 e	0.0 e	0.0 e	0.0 e
Central African Rep.	626	0.1 e	0.0 e	0.0 e	0.0 e	0.0 e	0.0 e
Côte d'Ivoire	662	0.0 e	0.0 e	0.0 e	0.0 e	0.0 e	0.0 e	0.2	0.1 r	0.0 r	0.1 r	0.1 r	0.1 r
Ethiopia	644	0.1 e	0.8 e	0.0 e	0.0 e	0.0 e	0.0 e
Madagascar	674	0.1 e	0.0 e	0.0 e	0.0 e	0.0 e	0.0 e
Malawi	676	0.0 e	0.0 e	0.0 e	0.0 e	0.0 e	0.0 e	0.1 e	0.0 e	0.0 e	0.0 e	0.0 e	0.0 e
Namibia	728	0.1 e	0.0 e	0.0 e	0.0 e	0.0 e	0.0 e
Senegal	722	0.2 e	0.0 e	0.0 e	0.0 e	0.0 e
South Africa	199	0.0 e	0.0 e	0.0 e	0.0 e	0.0 e	0.0 e	1.4	0.4 r	0.3 r	0.5 r	0.4 r	0.2 r
Western Hemisphere	205	87.4	20.6	18.5	22.6	23.4	23.0	867.9	197.0	182.2	230.2	230.4	225.2
Argentina	213	0.1 e	0.0 e	0.0 e	0.0 e	0.0 e	0.0 e	13.4	3.4 r	3.4 r	3.4 r	3.4 r	3.4 r
Bahamas, The	313	0.2 e	0.1 e	0.1 e	0.1 e	0.0 e	0.0 e	0.1	0.0 r	0.0 r	0.0 r	0.0 r	0.0 r
Barbados	316	0.1 e	0.0 e	0.0 e	0.0 e	0.0 e	0.0 e	0.7	0.2 r	0.1 r	0.2 r	0.2 r	0.2 r
Brazil	223	0.5 e	0.2 e	0.3 e	0.1 e	0.1 e	0.1 e	39.8	10.4 r	7.6 r	12.4 r	10.0 r	9.8 r
Chile	228	1.5 e	0.0 e	0.4 e	0.1 e	0.1 e	0.9 e	3.2	1.1 r	0.7 r	0.8 r	0.9 r	0.8 r
Colombia	233	0.2 e	0.1 e	0.1 e	0.1 e	0.1 e	0.1 e	111.4	23.9 r	23.0 r	29.6 r	29.8 r	29.0 r
Costa Rica	238	0.1 e	0.0 e	0.0 e	0.0 e	0.0 e	0.0 e	16.6	3.7 r	3.4 r	4.4 r	4.4 r	4.3 r
Dominican Republic	243	52.5 e	13.0 e	11.7 e	12.8 e	14.0 e	13.9 e	22.5	5.1 r	4.7 r	6.0 r	6.0 r	5.9 r
Ecuador	248	0.4	0.2 r	0.1 r	0.1 r	0.1 r	0.1 r
El Salvador	253	0.0 e	0.0 e	0.0 e	0.0 e	0.0 e	0.0 e	0.8	0.2 r	0.2 r	0.2 r	0.2 r	0.2 r
Guatemala	258	0.4 e	0.1 e	0.1 e	0.1 e	0.1 e	0.1 e	27.2	6.2 r	5.6 r	7.2 r	7.3 r	7.1 r
Guyana	336	0.0 e	2.7	0.7 r	0.7 r	0.7 r	0.7 r	0.7 r
Honduras	268	1.8 e	0.9 e	0.4 e	0.5 e	0.5 e	0.5 e	4.7	0.6 r	1.0 r	1.2 r	1.2 r	1.2 r
Jamaica	343	0.3 e	0.1 e	0.1 e	0.1 e	0.1 e	0.1 e	6.5	1.5 r	1.4 r	1.7 r	1.7 r	1.7 r
Mexico	273	29.5 e	6.0 e	5.3 e	8.7 e	8.2 e	7.3 e	43.7	9.2 r	10.5 r	10.2 r	11.5 r	11.5 r
Netherlands Antilles	353	0.0 e	0.0 e	0.0 e	0.0 e	0.0 e	0.0 e	421.5	95.4 r	87.2 r	111.9 r	112.6 r	109.8 r
Nicaragua	278	0.0 e	0.0 e	0.0 e	0.0 e	0.0 e	0.0 e	11.9	2.7 r	2.5 r	3.1 r	3.2 r	3.1 r
Panama	283	23.3	5.9 r	5.8 r	5.8 r	5.8 r	5.8 r
Peru	293	0.0 e	0.0 e	0.0 e	0.0 e	0.0 e	0.0 e	40.2	9.1 r	8.3 r	10.7 r	10.7 r	10.5 r
St. Vincent & Grens.	364	0.0 e	0.0 e	0.0 e	0.0 e	0.0 e	0.0 e	0.1 e	0.0 e	0.0 e	0.0 e	0.0 e	0.0 e
Trinidad and Tobago	369	0.1 e	0.0 e	0.0 e	0.0 e	0.0 e	0.0 e	20.8	4.7 r	4.3 r	5.5 r	5.5 r	5.4 r
Venezuela, Rep. Bol.	299	56.2	12.7 r	11.6 r	14.9 r	15.0 r	14.7 r
Other Countries n.i.e	910	0.4	0.1	0.1	0.1	0.1	0.1	28.6	6.5	5.9	7.6	7.6	7.4
Cuba	928	0.4 e	0.1 e	0.1 e	0.1 e	0.1 e	0.1 e	28.6	6.5 r	5.9 r	7.6 r	7.6 r	7.4 r
Memorandum Items													
Africa	605	2.3	1.3	0.6	0.6	0.6	0.6	2.8	0.8	0.6	0.9	0.8	0.6
Middle East	405	1.7	0.5	0.4	0.4	0.4	0.5	1.9	0.4	0.4	0.5	0.5	0.5
European Union	998	41.5	6.4	10.2	10.7	10.2	10.4	156.2	38.5	29.7	39.4	40.4	46.8
Export earnings: fuel	080	3.7	1.0	1.0	1.0	0.9	1.0	190.6	42.0	39.4	50.6	50.9	49.7
Export earnings: nonfuel	092	1,040.2	267.1	236.4	273.3	290.7	239.8	2,105.5	512.4	445.9	547.3	557.4	554.9

Honduras (268)

In Millions of U.S. Dollars

		Exports (FOB)						Imports (CIF)					
		2016	2015Q4	2016Q1	2016Q2	2016Q3	2016Q4	2016	2015Q4	2016Q1	2016Q2	2016Q3	2016Q4
IFS World		825.4	1,011.0	1,092.9	2,288.0	2,026.4	2,220.6
World	001	3,870.1	825.4	1,011.0	1,092.9	951.5	814.7	8,902.0	2,288.0	2,025.0	2,219.2	2,404.0	2,253.8
Advanced Economies	110	2,583.0	515.8	674.8	729.4	635.0	543.7	3,997.0	1,091.9	909.2	996.4	1,079.4	1,012.0
Euro Area	163	916.4	125.0	239.4	258.8	225.3	192.9	560.0	118.7	127.4	139.6	151.2	141.8
Austria	122	0.0	0.0	0.0 r	0.0 r	0.0 r	0.0 r	22.2	1.6	5.1 r	5.5 r	6.0 r	5.6 r
Belgium	124	132.4	10.2	34.6 r	37.4 r	32.6 r	27.9 r	23.7	12.4	5.4 r	5.9 r	6.4 r	6.0 r
Cyprus	423	0.1	0.0	0.0 r	0.0 r	0.0 r	0.0 r	0.1	0.0	0.0 r	0.0 r	0.0 r	0.0 r
Estonia	939	3.9	0.2	0.9 r	1.0 r	1.0 r	1.0 r
Finland	172	25.7	1.8	6.7 r	7.3 r	6.3 r	5.4 r	1.6	1.7	0.4 r	0.4 r	0.4 r	0.4 r
France	132	49.7	6.4	13.0 r	14.0 r	12.2 r	10.5 r	45.1	6.9	10.3 r	11.2 r	12.2 r	11.4 r
Germany	134	412.0	45.1	107.6 r	116.3 r	101.3 r	86.7 r	171.5	40.1	39.0 r	42.8 r	46.3 r	43.4 r
Greece	174	1.6	0.3	0.4 r	0.4 r	0.4 r	0.3 r	0.3	1.0	0.1 r	0.1 r	0.1 r	0.1 r
Ireland	178	4.1	1.2	1.1 r	1.2 r	1.0 r	0.9 r	12.5	0.8	2.9 r	3.1 r	3.4 r	3.2 r
Italy	136	52.3	2.4	13.7 r	14.8 r	12.9 r	11.0 r	124.5	15.6	28.3 r	31.0 r	33.6 r	31.5 r
Latvia	941	1.1	0.2	0.3 r	0.3 r	0.3 r	0.3 r
Lithuania	946	0.1	0.0	0.0 r	0.0 r	0.0 r	0.0 r
Luxembourg	137	1.7	0.1	0.4 r	0.4 r	0.4 r	0.4 r
Malta	181	0.1	0.0	0.0 r	0.0 r	0.0 r	0.0 r
Netherlands	138	208.2	44.8	54.4 r	58.8 r	51.2 r	43.8 r	38.7	11.0	8.8 r	9.6 r	10.4 r	9.8 r
Portugal	182	5.0	0.7	1.3 r	1.4 r	1.2 r	1.0 r	11.1	2.6	2.5 r	2.8 r	3.0 r	2.8 r
Slovak Republic	936	0.2	0.0	0.1 r	0.1 r	0.1 r	0.0 r	1.1	0.2	0.2 r	0.3 r	0.3 r	0.3 r
Slovenia	961	0.0	1.0	0.1	0.2 r	0.2 r	0.3 r	0.2 r
Spain	184	25.2	12.1	6.6 r	7.1 r	6.2 r	5.3 r	99.8	24.2	22.7 r	24.9 r	26.9 r	25.3 r
Australia	193	4.7	0.5	1.2 r	1.3 r	1.2 r	1.0 r	2.0	0.4	0.5 r	0.5 r	0.5 r	0.5 r
Canada	156	31.9	2.0	8.3 r	9.0 r	7.8 r	6.7 r	33.5	6.3	7.6 r	8.4 r	9.1 r	8.5 r
China,P.R.: Hong Kong	532	1.4	0.9	0.4 r	0.4 r	0.3 r	0.3 r	12.0	11.6	2.7 r	3.0 r	3.2 r	3.0 r
Czech Republic	935	4.8	0.3	1.3 r	1.4 r	1.2 r	1.0 r	3.4	0.6	0.8 r	0.8 r	0.9 r	0.8 r
Denmark	128	0.8	0.2 r	0.2 r	0.2 r	0.2 r	15.2	3.6	3.5 r	3.8 r	4.1 r	3.9 r
Israel	436	3.2	0.4	0.8 r	0.9 r	0.8 r	0.7 r	11.2	16.8	2.6 r	2.8 r	3.0 r	2.8 r
Japan	158	14.3	0.3	3.7 r	4.0 r	3.5 r	3.0 r	151.5	23.7	34.5 r	37.8 r	40.9 r	38.4 r
Korea, Republic of	542	30.0	6.8	7.8 r	8.5 r	7.4 r	6.3 r	91.5	20.7	20.8 r	22.8 r	24.7 r	23.2 r
New Zealand	196	0.7	0.2 r	0.2 r	0.2 r	0.2 r	7.4	2.8	1.7 r	1.9 r	2.0 r	1.9 r
Norway	142	2.4	0.6 r	0.7 r	0.6 r	0.5 r	3.3	0.3	0.7 r	0.8 r	0.9 r	0.8 r
Singapore	576	0.2	0.0	0.1 r	0.1 r	0.1 r	0.0 r	0.9	1.7	0.2 r	0.2 r	0.2 r	0.2 r
Sweden	144	53.0	1.0	13.8 r	15.0 r	13.0 r	11.2 r	24.2	1.7	5.5 r	6.0 r	6.5 r	6.1 r
Switzerland	146	5.5	1.1	1.4 r	1.6 r	1.4 r	1.2 r	40.9	7.1	9.3 r	10.2 r	11.1 r	10.4 r
Taiwan Prov.of China	528	15.6	11.1	4.1 r	4.4 r	3.8 r	3.3 r	93.5	23.6	21.3 r	23.3 r	25.2 r	23.7 r
United Kingdom	112	78.4	18.7	20.5 r	22.2 r	19.3 r	16.5 r	24.6	6.6	5.6 r	6.1 r	6.6 r	6.2 r
United States	111	1,419.7	347.9	370.9 r	400.9 r	349.0 r	298.9 r	2,921.7	845.7	664.6 r	728.3 r	789.0 r	739.7 r
Emerg. & Dev. Economies	200	1,287.1	306.6	336.3	363.5	316.4	270.9	4,900.3	1,192.2	1,114.7	1,221.6	1,323.3	1,240.7
Emerg. & Dev. Asia	505	29.2	15.7	7.6	8.2	7.2	6.1	1,659.7	335.6	377.5	413.7	448.2	420.2
Bangladesh	513	0.0	0.6	0.0 r	0.0 r	0.0 r	0.0 r	7.0	0.7	1.6 r	1.7 r	1.9 r	1.8 r
Cambodia	522	2.5	0.2	0.6 r	0.6 r	0.7 r	0.6 r
China,P.R.: Mainland	924	11.8	8.6	3.1 r	3.3 r	2.9 r	2.5 r	1,253.3	247.0	285.1 r	312.4 r	338.5 r	317.3 r
India	534	8.9	2.6	2.3 r	2.5 r	2.2 r	1.9 r	170.1	41.2	38.7 r	42.4 r	45.9 r	43.1 r
Indonesia	536	4.2	0.2	1.1 r	1.2 r	1.0 r	0.9 r	14.4	4.2	3.3 r	3.6 r	3.9 r	3.6 r
Malaysia	548	2.7	0.0	0.7 r	0.8 r	0.7 r	0.6 r	18.7	3.9	4.3 r	4.7 r	5.1 r	4.7 r
Philippines	566	0.2	0.0	0.1 r	0.1 r	0.1 r	0.0 r	9.5	0.5	2.2 r	2.4 r	2.6 r	2.4 r
Sri Lanka	524	0.3	0.4	0.8	0.1 r	0.1 r	0.1 r	0.1 r
Thailand	578	0.5	0.6	0.1 r	0.2 r	0.1 r	0.1 r	121.9	28.6	27.7 r	30.4 r	32.9 r	30.9 r
Vietnam	582	0.8	2.7	0.2 r	0.2 r	0.2 r	0.2 r	61.9	8.5	14.1 r	15.4 r	16.7 r	15.7 r
Europe	170	31.8	2.0	8.3	9.0	7.8	6.7	125.3	18.7	28.5	31.2	33.8	31.7
Emerg. & Dev. Europe	903	17.0	1.2	4.4	4.8	4.2	3.6	20.0	5.1	4.5	5.0	5.4	5.1
Bulgaria	918	10.8	0.3	2.8 r	3.1 r	2.7 r	2.3 r	0.3	0.0	0.1 r	0.1 r	0.1 r	0.1 r
Hungary	944	0.5	0.0	0.1 r	0.2 r	0.1 r	0.1 r	3.1	0.9	0.7 r	0.8 r	0.8 r	0.8 r
Poland	964	4.2	0.4	1.1 r	1.2 r	1.0 r	0.9 r	5.3	0.4	1.2 r	1.3 r	1.4 r	1.3 r
Romania	968	0.0	0.1	0.0 r	0.0 r	0.0 r	0.0 r	0.6	0.2	0.1 r	0.1 r	0.2 r	0.1 r
Turkey	186	1.4	0.4	0.4 r	0.4 r	0.3 r	0.3 r	10.5	3.6	2.4 r	2.6 r	2.8 r	2.7 r
CIS	901	14.9	0.9	3.9	4.2	3.7	3.1	105.4	13.5	24.0	26.3	28.5	26.7
Russian Federation	922	14.3	0.9	3.7 r	4.0 r	3.5 r	3.0 r	105.2	13.5	23.9 r	26.2 r	28.4 r	26.6 r

Honduras (268)

In Millions of U.S. Dollars

		Exports (FOB)						Imports (CIF)					
		2016	2015Q4	2016Q1	2016Q2	2016Q3	2016Q4	2016	2015Q4	2016Q1	2016Q2	2016Q3	2016Q4
Ukraine	926	0.6	0.0	0.2 r	0.2 r	0.1 r	0.1 r	0.1	0.0	0.0 r	0.0 r	0.0 r	0.0 r
Mid East, N Africa, Pak	440	1.9	1.2	0.5	0.5	0.5	0.4	14.4	1.5	3.3	3.6	3.9	3.6
Algeria	612	0.8
Egypt	469	0.0	0.7	0.0	0.1 r	0.2 r	0.2 r	0.2 r
Jordan	439	0.0	0.6	0.0	0.1 r	0.1 r	0.2 r	0.2 r
Morocco	686	0.1	0.0	0.0 r	0.0 r	0.0 r	0.0 r	3.2	0.2	0.7 r	0.8 r	0.9 r	0.8 r
Oman	449	0.1
Pakistan	564	0.3	0.2	0.1 r	0.1 r	0.1 r	0.1 r	7.2	0.7	1.6 r	1.8 r	1.9 r	1.8 r
Saudi Arabia	456	0.9	0.0	0.2 r	0.2 r	0.2 r	0.2 r
Syrian Arab Republic	463	0.0	0.5	0.1 r	0.1 r	0.1 r	0.1 r
Tunisia	744	0.0	0.2	0.0	0.0 r	0.0 r	0.0 r	0.0 r
United Arab Emirates	466	1.6	0.1	0.4 r	0.4 r	0.4 r	0.3 r	1.1	0.4	0.3 r	0.3 r	0.3 r	0.3 r
Sub-Saharan Africa	603	3.8	0.3	1.0	1.1	0.9	0.8	4.3	1.9	1.0	1.1	1.2	1.1
Angola	614	0.8
Madagascar	674	0.3	0.0	0.1 r	0.1 r	0.1 r	0.1 r
Mauritius	684	0.1	0.0	0.0 r	0.0 r	0.0 r	0.0 r
Mozambique	688	0.5	0.1	0.1 r	0.1 r	0.1 r	0.1 r
Nigeria	694	0.4	0.0	0.1 r	0.1 r	0.1 r	0.1 r
South Africa	199	3.3	0.1	0.9 r	0.9 r	0.8 r	0.7 r	3.5	0.8	0.8 r	0.9 r	0.9 r	0.9 r
Uganda	746	0.1
Western Hemisphere	205	1,220.4	287.3	318.8	344.6	300.0	256.9	3,096.6	834.5	704.4	771.9	836.2	784.0
Antigua and Barbuda	311	0.2	0.3	0.1 r	0.1 r	0.1 r	0.1 r
Argentina	213	1.8	0.3	0.5 r	0.5 r	0.4 r	0.4 r	23.9	4.0	5.4 r	6.0 r	6.4 r	6.0 r
Aruba	314	0.9	0.1	0.2 r	0.3 r	0.2 r	0.2 r	0.0
Bahamas, The	313	0.6	0.3	0.2 r	0.2 r	0.2 r	0.1 r	0.0
Barbados	316	0.4	0.4	0.1 r	0.1 r	0.1 r	0.1 r
Belize	339	7.9	2.8	2.1 r	2.2 r	1.9 r	1.7 r	0.1	0.1	0.0 r	0.0 r	0.0 r	0.0 r
Bolivia	218	0.1	0.1	0.1	0.0 r	0.0 r	0.0 r	0.0 r
Brazil	223	8.9	1.7	2.3 r	2.5 r	2.2 r	1.9 r	149.7	33.6	34.1 r	37.3 r	40.4 r	37.9 r
Chile	228	0.4	62.7	12.3	14.3 r	15.6 r	16.9 r	15.9 r
Colombia	233	15.0	1.1	3.9 r	4.2 r	3.7 r	3.2 r	126.6	28.9	28.8 r	31.6 r	34.2 r	32.1 r
Costa Rica	238	123.5	21.8	32.3 r	34.9 r	30.4 r	26.0 r	305.0	91.4	69.4 r	76.0 r	82.4 r	77.2 r
Dominican Republic	243	79.1	14.8	20.7 r	22.3 r	19.4 r	16.6 r	31.9	5.9	7.2 r	7.9 r	8.6 r	8.1 r
Ecuador	248	12.3	6.1	3.2 r	3.5 r	3.0 r	2.6 r	30.9	5.9	7.0 r	7.7 r	8.4 r	7.8 r
El Salvador	253	331.1	77.6	86.5 r	93.5 r	81.4 r	69.7 r	503.6	126.5	114.6 r	125.5 r	136.0 r	127.5 r
Grenada	328	0.4	0.3	0.1 r	0.1 r	0.1 r	0.1 r
Guatemala	258	250.5	58.8	65.4 r	70.7 r	61.6 r	52.7 r	793.0	214.5	180.4 r	197.7 r	214.1 r	200.8 r
Guyana	336	0.2	0.0	0.0 r	0.1 r	0.0 r	0.0 r	0.6	0.1	0.1 r	0.2 r	0.2 r	0.2 r
Haiti	263	6.9	1.1	1.8 r	2.0 r	1.7 r	1.5 r	1.9	1.0	0.4 r	0.5 r	0.5 r	0.5 r
Jamaica	343	6.2	1.7	1.6 r	1.8 r	1.5 r	1.3 r	0.6	0.1	0.1 r	0.2 r	0.2 r	0.2 r
Mexico	273	92.7	26.7	24.2 r	26.2 r	22.8 r	19.5 r	646.7	150.0	147.1 r	161.2 r	174.6 r	163.7 r
Netherlands Antilles	353	0.0	0.4	0.2	0.1 r	0.1 r	0.1 r	0.1 r
Nicaragua	278	205.6	54.1	53.7 r	58.1 r	50.6 r	43.3 r	104.4	26.0	23.7 r	26.0 r	28.2 r	26.4 r
Panama	283	40.8	10.0	10.7 r	11.5 r	10.0 r	8.6 r	9.2	101.6	2.1 r	2.3 r	2.5 r	2.3 r
Paraguay	288	0.1	0.0	0.0 r	0.0 r	0.0 r	0.0 r	3.5	0.9	0.8 r	0.9 r	1.0 r	0.9 r
Peru	293	6.9	3.9	1.8 r	1.9 r	1.7 r	1.4 r	247.7	18.3	56.3 r	61.7 r	66.9 r	62.7 r
St. Kitts and Nevis	361	0.0	0.1	0.0 r	0.0 r	0.0 r	0.0 r
St. Lucia	362	3.5	0.8	0.9 r	1.0 r	0.9 r	0.7 r
Suriname	366	0.1	0.0	0.0 r	0.0 r	0.0 r	0.0 r
Trinidad and Tobago	369	2.9	1.2	0.8 r	0.8 r	0.7 r	0.6 r	1.2	0.3	0.3 r	0.3 r	0.3 r	0.3 r
Uruguay	298	0.3	0.1	0.1 r	0.1 r	0.1 r	0.1 r	52.0	12.8	11.8 r	13.0 r	14.0 r	13.2 r
Venezuela, Rep. Bol.	299	20.9	0.1	5.5 r	5.9 r	5.1 r	4.4 r	0.8	0.1	0.2 r	0.2 r	0.2 r	0.2 r
Western Hem. n.s.	399	0.6	0.2	0.1 r	0.2 r	0.1 r	0.1 r	0.0
Other Countries n.i.e	910	0.0	3.0	0.0	0.0	0.0	0.0	4.7	3.9	1.1	1.2	1.3	1.2
Cuba	928	0.0	2.7	0.0 r	0.0 r	0.0 r	0.0 r	2.6
Korea, Dem. People's Rep.	954	0.2	4.7	1.3	1.1 r	1.2 r	1.3 r	1.2 r
Memorandum Items													
Africa	605	3.9	1.1	1.0	1.1	1.0	0.8	7.7	2.1	1.8	1.9	2.1	2.0
Middle East	405	1.6	0.2	0.4	0.4	0.4	0.3	3.8	0.6	0.9	0.9	1.0	1.0
European Union	998	1,069.0	145.7	279.3	301.9	262.8	225.0	636.7	132.6	144.8	158.7	172.0	161.2

Honduras (268)

In Millions of U.S. Dollars

		Exports (FOB)						Imports (CIF)					
		2016	2015Q4	2016Q1	2016Q2	2016Q3	2016Q4	2016	2015Q4	2016Q1	2016Q2	2016Q3	2016Q4
Export earnings: fuel	080	66.9	10.5	17.5	18.9	16.5	14.1	267.2	50.2	60.8	66.6	72.2	67.6
Export earnings: nonfuel	092	3,803.2	814.9	993.6	1,074.0	935.0	800.6	8,634.8	2,237.8	1,964.3	2,152.5	2,331.8	2,186.1

Hungary (944)

In Millions of U.S. Dollars

		Exports (FOB)						Imports (CIF)					
		2016	2015Q4	2016Q1	2016Q2	2016Q3	2016Q4	2016	2015Q4	2016Q1	2016Q2	2016Q3	2016Q4
IFS World		103,039.7	25,206.1	24,765.7	27,045.2	25,467.1	25,761.7	92,016.5	22,865.0	21,956.5	23,794.8	22,996.5	23,268.7
World	001	101,937.3	24,828.3	24,455.4	26,739.6	25,137.1	25,605.2	93,670.8	23,228.7	22,312.7	24,213.4	23,431.6	23,713.2
Advanced Economies	110	77,235.8	18,710.2	18,629.6	20,445.4	18,966.9	19,193.9	69,967.2	17,086.6	16,748.8	18,213.6	17,510.3	17,494.4
Euro Area	163	60,368.0	14,525.9	14,682.0	16,100.4	14,783.2	14,802.4	55,841.0	13,464.5	13,338.0	14,602.3	14,049.9	13,850.7
Austria	122	5,018.1	1,263.6	1,220.2	1,324.4	1,268.6	1,204.9	5,992.1	1,521.7	1,445.7	1,549.9	1,527.1	1,469.4
Belgium	124	1,883.1	436.6	480.1	504.8	434.5	463.7	2,154.7	525.7	544.3	562.9	532.5	514.9
Cyprus	423	39.8	16.4	9.5	10.8	9.7	9.8	54.5	10.3	10.1	18.3	15.2	11.0
Estonia	939	343.0	55.8	96.4	107.9	74.0	64.7	47.8	15.9	12.7	13.6	11.8	9.8
Finland	172	333.4	102.7	77.2	99.0	74.0	83.2	276.5	71.3	69.8	77.6	69.0	60.2
France	132	4,938.2	1,200.5	1,217.2	1,309.0	1,172.8	1,239.2	4,538.0	1,076.2	1,127.8	1,221.0	1,162.8	1,026.4
Germany	134	28,710.1	6,663.4	6,966.7	7,617.0	7,241.6	6,884.8	24,625.9	5,913.6	5,878.3	6,464.9	6,170.1	6,112.7
Greece	174	413.7	117.9	103.1	117.4	92.7	100.4	106.8	24.5	27.3	31.9	24.4	23.1
Ireland	178	199.0	44.2	48.6	59.3	51.7	39.3	556.2	106.5	137.4	134.2	134.6	150.0
Italy	136	4,920.6	1,131.4	1,191.6	1,305.7	1,174.6	1,248.7	4,477.6	1,021.9	1,073.4	1,230.4	1,094.1	1,079.6
Latvia	941	164.9	45.1	34.6	44.4	42.6	43.3	56.1	8.1	8.7	11.6	26.8	9.0
Lithuania	946	240.8	57.5	58.3	67.2	56.4	58.9	144.2	36.2	31.6	35.5	40.8	36.3
Luxembourg	137	112.9	22.0	41.7	23.1	23.6	24.5	101.7	21.7	26.5	25.2	21.7	28.2
Malta	181	15.6	4.6	3.7	4.3	4.0	3.8	16.8	2.6	3.3	5.1	3.3	5.1
Netherlands	138	3,272.0	867.5	774.9	900.5	780.2	816.4	4,588.1	1,145.5	1,116.8	1,152.5	1,110.4	1,208.5
Portugal	182	375.0	82.8	87.1	98.4	83.7	105.8	231.0	46.8	47.8	68.5	55.9	58.8
Slovak Republic	936	5,133.2	1,357.7	1,188.2	1,325.1	1,244.1	1,375.9	4,944.4	1,230.3	1,055.6	1,222.0	1,312.9	1,353.8
Slovenia	961	1,070.4	262.7	259.7	284.8	248.9	277.0	1,321.2	299.2	321.9	353.1	353.3	292.9
Spain	184	3,184.1	793.5	823.3	897.3	705.4	758.0	1,607.4	386.5	399.1	424.1	383.2	401.1
Australia	193	310.3	83.3	73.6	73.6	82.3	80.7	31.7	13.9	6.5	6.7	6.1	12.4
Canada	156	161.8	48.2	37.4	42.1	45.9	36.5	89.1	33.6	29.8	21.6	18.8	19.0
China,P.R.: Hong Kong	532	297.3	71.9	54.6	84.5	79.5	78.7	41.5	8.1	11.4	9.9	9.4	10.8
China,P.R.: Macao	546	0.6	0.2	0.2	0.3	0.1	0.1	4.0	0.9	0.9	0.7	1.7	0.7
Czech Republic	935	4,326.4	1,037.4	1,027.8	1,152.0	1,055.4	1,091.1	4,580.6	1,139.7	1,060.5	1,166.3	1,132.7	1,221.1
Denmark	128	725.8	169.4	172.1	182.5	188.3	182.9	626.5	152.4	158.7	163.8	153.0	151.0
Iceland	176	12.5	2.1	3.3	4.7	2.4	2.1	42.0	9.2	10.9	11.8	9.7	9.5
Israel	436	347.9	85.9	76.4	114.8	85.5	71.2	153.4	42.3	52.8	33.4	29.6	37.7
Japan	158	557.7	164.7	124.0	139.2	151.2	143.3	1,435.8	342.0	375.8	359.8	366.2	334.0
Korea, Republic of	542	409.2	87.9	100.5	103.5	84.4	120.9	1,056.9	348.6	235.0	322.7	226.4	272.6
New Zealand	196	43.3	12.4	10.6	11.2	10.2	11.3	3.5	0.5	0.8	1.2	0.9	0.6
Norway	142	180.3	45.0	49.5	45.8	41.5	43.4	34.2	4.2	9.2	6.8	8.7	9.6
San Marino	135	0.0	0.0	0.0	0.0	0.0	0.0	0.5	0.1	0.1	0.1	0.2	0.2
Singapore	576	179.0	35.3	40.3	46.8	44.8	47.2	246.9	64.6	63.8	66.9	57.6	58.5
Sweden	144	1,267.8	338.9	336.2	331.3	284.2	316.0	900.2	226.7	203.6	222.2	260.6	213.8
Switzerland	146	862.2	203.3	212.8	218.5	221.0	210.0	549.5	139.0	141.3	128.7	139.2	140.4
Taiwan Prov.of China	528	140.3	28.5	25.1	28.6	49.4	37.1	753.4	208.8	167.7	191.4	193.6	200.8
United Kingdom	112	4,064.9	1,046.6	1,014.5	994.7	1,006.5	1,049.2	1,805.0	463.9	427.2	470.5	443.8	463.4
United States	111	2,980.4	723.3	588.8	770.8	751.1	869.8	1,771.5	423.8	454.7	426.8	402.3	487.7
Emerg. & Dev. Economies	200	24,699.6	6,115.3	5,825.5	6,293.9	6,169.4	6,410.7	23,672.3	6,138.9	5,561.2	5,985.2	5,910.3	6,215.5
Emerg. & Dev. Asia	505	2,153.2	521.0	460.7	559.0	580.2	553.4	7,690.1	1,891.7	1,901.3	1,922.1	1,869.6	1,997.1
Bangladesh	513	8.8	3.3	2.7	2.8	1.5	1.8	4.3	0.9	1.0	1.1	1.1	1.1
Brunei Darussalam	516	6.6	0.2	1.3	1.4	0.9	3.0	0.0	0.0
Cambodia	522	0.4	0.2	0.0	0.1	0.0	0.3	0.7	0.2	0.3	0.1	0.1	0.1
China,P.R.: Mainland	924	1,574.6	365.4	331.7	388.7	445.1	409.1	5,882.6	1,454.7	1,445.8	1,472.4	1,434.4	1,529.9
Fiji	819	0.2	0.3	0.1	0.0	0.1	0.0	0.0	0.0	0.0
F.T. French Polynesia	887	1.8	0.1	0.5	0.3	0.7	0.3	0.0	0.0	0.0
F.T. New Caledonia	839	3.5	1.1	1.1	0.9	0.7	0.9	0.0	0.0	0.0	0.0
India	534	183.6	60.1	41.0	47.6	44.2	50.8	389.7	80.3	86.6	102.8	100.3	100.0
Indonesia	536	50.7	27.8	26.1	8.6	6.0	9.9	151.3	46.2	42.0	34.2	36.0	39.2
Lao People's Dem.Rep	544	1.2	0.0	1.1	0.0	0.0	0.0	0.0	0.0	0.0
Malaysia	548	114.0	23.0	22.9	30.6	31.7	28.9	359.9	85.7	86.1	94.6	88.2	90.9
Maldives	556	0.3	0.1	0.0	0.2	0.1	0.0	0.0	0.0
Mongolia	948	8.8	2.4	1.5	2.8	2.7	1.8	0.0	0.0	0.0	0.0	0.0	0.0
Myanmar	518	4.2	0.0	0.0	1.7	1.2	1.3	0.4	0.0	0.2	0.1	0.0	0.1
Nepal	558	0.6	0.1	0.1	0.1	0.2	0.2	0.3	0.1	0.0	0.1	0.1	0.1
Palau	565	0.1	0.0	0.0

Hungary (944)

In Millions of U.S. Dollars

		Exports (FOB)						Imports (CIF)					
		2016	2015Q4	2016Q1	2016Q2	2016Q3	2016Q4	2016	2015Q4	2016Q1	2016Q2	2016Q3	2016Q4
Philippines	566	15.7	4.6	2.7	5.4	3.1	4.4	188.8	43.2	60.9	44.6	39.5	43.8
Sri Lanka	524	9.9	1.5	2.3	2.7	2.7	2.1	26.0	6.1	6.4	5.5	7.2	6.8
Thailand	578	95.7	15.6	14.8	43.4	18.9	18.7	523.3	138.9	137.6	134.5	118.5	132.8
Vietnam	582	72.4	15.1	12.0	21.4	19.3	19.7	162.7	35.3	34.4	32.0	44.1	52.1
Asia n.s.	598	0.2	0.1	0.1	0.1	0.0	0.0	0.0	0.0	0.0
Europe	170	19,807.4	4,923.0	4,726.6	5,023.0	4,898.0	5,159.9	14,996.7	3,923.2	3,414.9	3,842.8	3,803.4	3,935.6
Emerg. & Dev. Europe	903	16,141.9	4,035.7	3,807.4	4,125.0	3,999.4	4,210.2	10,978.6	2,719.2	2,546.0	2,777.2	2,741.8	2,913.7
Albania	914	71.3	16.5	15.0	18.2	16.1	22.0	19.1	5.6	5.1	5.3	4.8	3.9
Bosnia and Herzegovina	963	329.3	86.7	77.7	88.7	80.0	83.0	124.9	29.7	30.4	31.3	33.7	29.5
Bulgaria	918	1,091.4	288.0	251.5	285.7	262.2	292.0	396.8	93.8	103.7	105.3	96.7	91.1
Croatia	960	1,491.9	370.8	385.2	382.8	355.0	368.9	524.5	109.7	99.7	130.2	144.4	150.2
Faroe Islands	816	0.1	1.5	0.1	0.1	0.0	0.0	0.0
Gibraltar	823	0.5	0.1	0.1	0.0	0.3	0.1	0.0	0.0	0.0
Kosovo	967	47.6	10.5	7.7	13.3	13.2	13.4	0.5	0.1	0.0	0.1	0.1	0.3
Macedonia, FYR	962	272.6	55.5	52.0	64.8	77.1	78.7	252.3	50.1	60.6	64.8	65.5	61.4
Montenegro	943	39.7	12.5	7.5	10.8	9.7	11.6	42.8	1.5	9.4	18.2	5.8	9.3
Poland	964	4,291.3	1,014.1	1,056.1	1,110.8	1,046.4	1,078.0	5,135.3	1,321.2	1,210.9	1,311.2	1,291.4	1,321.9
Romania	968	5,335.4	1,353.4	1,226.4	1,353.4	1,375.1	1,380.5	2,909.0	698.9	682.7	746.5	720.5	759.3
Serbia, Republic of	942	1,477.2	379.7	353.0	376.3	365.1	382.8	719.9	169.1	158.6	159.8	182.5	219.0
Turkey	186	1,693.5	446.3	375.1	420.1	399.2	499.2	853.4	239.4	184.9	204.5	196.3	267.8
CIS	901	3,665.4	887.4	919.2	897.9	898.6	949.7	4,018.1	1,204.0	868.9	1,065.6	1,061.7	1,021.9
Armenia	911	13.5	3.2	2.9	3.6	3.1	3.9	0.7	0.4	0.2	0.1	0.2	0.2
Azerbaijan, Rep. of	912	44.5	12.3	6.6	15.3	12.2	10.5	15.8	0.0	0.2	0.2	15.3	0.0
Belarus	913	106.7	25.9	23.7	28.7	24.6	29.8	65.3	22.8	22.4	16.5	14.0	12.3
Georgia	915	42.9	9.2	9.2	12.4	10.9	10.5	0.5	0.1	0.1	0.1	0.1	0.2
Kazakhstan	916	117.8	40.5	27.4	30.6	31.3	28.5	73.3	4.9	4.2	28.1	34.7	6.2
Kyrgyz Republic	917	9.2	1.7	1.8	3.0	1.9	2.5	0.2	0.0	0.0	0.0	0.1
Moldova	921	95.6	19.7	23.2	25.3	23.6	23.5	9.4	1.1	1.2	1.6	2.7	3.9
Russian Federation	922	1,562.4	407.7	382.6	383.9	376.0	419.9	2,629.4	836.9	554.7	729.1	692.7	652.9
Tajikistan	923	4.0	0.8	1.4	1.0	0.7	0.9	1.3	0.0	1.3
Turkmenistan	925	30.1	21.6	6.2	3.6	7.4	13.0	1.7	0.1	0.0	1.6
Ukraine	926	1,597.6	338.5	424.5	380.3	397.3	395.5	1,220.3	337.7	284.4	289.8	301.7	344.4
Uzbekistan	927	41.0	6.2	9.8	10.2	9.7	11.3	0.2	0.1	0.0	0.1	0.0
Europe n.s.	884	0.1	0.0	0.0	0.0	0.0	0.0	0.0	0.0	0.0
Mid East, N Africa, Pak	440	1,174.5	314.0	285.6	294.9	271.4	322.7	448.4	187.2	104.3	67.5	109.4	167.2
Afghanistan, I.R. of	512	5.6	1.7	1.5	1.1	1.4	1.6	0.0	0.0	0.0	0.0	0.0
Algeria	612	65.7	20.2	18.3	13.0	12.6	21.9	0.8	2.4	0.0	0.0	0.0	0.8
Bahrain, Kingdom of	419	6.0	5.5	2.8	1.0	1.0	1.2	0.1	0.0	0.1	0.0	0.0
Djibouti	611	1.4	0.4	0.4	0.4	0.2	0.3
Egypt	469	190.7	46.0	50.6	38.7	36.0	65.4	26.9	4.4	5.7	3.5	4.1	13.7
Iran, I.R. of	429	32.9	7.7	4.9	7.9	8.0	12.1	47.5	1.3	0.8	1.0	0.6	45.1
Iraq	433	47.8	7.6	8.6	11.0	16.9	11.3	193.2	153.4	74.1	28.4	64.5	26.3
Jordan	439	46.0	8.5	12.3	12.5	11.4	9.8	0.2	0.0	0.0	0.1	0.0	0.1
Kuwait	443	22.5	10.6	6.1	3.7	4.0	8.5	6.5	0.0	0.0	6.4	0.0	0.1
Lebanon	446	58.7	13.1	12.4	17.3	15.0	14.1	0.2	0.0	0.0	0.0	0.1	0.0
Libya	672	6.9	3.1	2.1	2.0	2.0	0.7	0.1	0.1	0.0	0.0	0.0	0.0
Mauritania	682	1.1	0.3	0.1	0.4	0.3	0.3	0.0
Morocco	686	163.8	45.9	42.2	48.4	32.4	40.8	18.1	2.1	1.5	1.5	12.3	2.7
Oman	449	14.0	12.6	5.7	3.1	3.5	1.7	15.6	4.7	4.4	4.3	4.1	2.8
Pakistan	564	31.9	5.5	4.5	6.7	7.6	13.1	13.7	3.7	3.4	3.2	3.7	3.4
Qatar	453	23.0	3.7	5.5	5.4	6.1	5.9	0.2	0.0	0.0	0.0	0.0	0.1
Saudi Arabia	456	107.7	36.2	30.2	28.7	26.7	22.1	59.6	0.5	1.1	1.9	1.3	55.4
Somalia	726	0.1	0.0	0.1	0.0	0.0	0.0	0.0
Sudan	732	2.8	0.3	0.2	0.7	1.3	0.5	0.1	0.1	0.0	0.0
Syrian Arab Republic	463	3.7	0.5	0.7	0.5	1.3	1.2	0.0	0.0	0.0	0.0	0.0	0.0
Tunisia	744	129.8	28.7	30.3	35.9	32.9	30.6	61.8	13.5	12.1	16.1	17.6	16.0
United Arab Emirates	466	204.8	55.2	45.5	53.7	48.5	57.2	3.8	1.0	1.1	1.1	1.0	0.6
West Bank and Gaza	487	2.0	0.0	0.0	0.1	0.6	1.3
Yemen, Republic of	474	5.6	0.5	0.7	2.6	1.5	0.9	0.0	0.0

Hungary (944)

In Millions of U.S. Dollars

		Exports (FOB)						Imports (CIF)					
		2016	2015Q4	2016Q1	2016Q2	2016Q3	2016Q4	2016	2015Q4	2016Q1	2016Q2	2016Q3	2016Q4
Sub-Saharan Africa	603	417.5	98.0	96.1	140.3	102.1	78.9	42.9	15.2	10.6	11.3	10.6	10.5
Angola	614	5.5	1.1	1.5	1.0	0.4	2.6	0.0	0.0
Benin	638	2.6	1.3	0.9	0.5	0.6	0.6
Botswana	616	0.9	0.2	0.1	0.2	0.3	0.3	0.0	0.0	0.0	0.0
Burkina Faso	748	1.6	0.3	0.2	0.6	0.3	0.4
Burundi	618	0.1	0.0	0.0	0.0
Cabo Verde	624	0.3	0.1	0.0	0.0	0.2	0.0	0.0	0.0	0.0
Cameroon	622	7.0	4.4	1.6	2.5	1.1	1.7	1.5	0.1	0.4	0.6	0.4	0.1
Chad	628	0.3	0.1	0.1	0.2	0.0	0.0
Congo, Dem. Rep. of	636	2.3	0.2	0.5	0.3	1.4	0.1	0.0
Congo, Republic of	634	3.7	1.0	0.9	0.7	1.2	0.9	0.0	0.0
Côte d'Ivoire	662	4.7	0.8	1.1	1.5	0.4	1.7	0.7	0.4	0.3	0.2	0.1	0.1
Equatorial Guinea	642	0.3	0.1	0.0	0.3	0.0
Eritrea	643	0.3	0.3
Ethiopia	644	22.1	12.3	10.6	4.0	2.8	4.7	1.2	0.4	0.4	0.2	0.2	0.4
Gabon	646	1.0	0.3	0.4	0.2	0.4	0.0	1.1	0.1	0.1	0.4	0.5	0.2
Gambia, The	648	0.5	0.1	0.3	0.1	0.1	0.1	0.0	0.0	0.0	0.0
Ghana	652	49.2	3.2	4.2	37.4	4.0	3.5	1.3	0.0	0.0	0.2	0.9	0.3
Guinea	656	1.7	0.2	0.5	0.4	0.3	0.5	0.0	0.0	0.0	0.0	0.0	0.0
Kenya	664	17.7	7.6	3.8	4.5	3.5	5.9	1.5	0.1	0.2	1.1	0.1	0.1
Liberia	668	0.8	0.1	0.4	0.2	0.1	0.1	0.7	0.4	0.1	0.2
Madagascar	674	1.1	0.2	0.2	0.5	0.2	0.3	0.0	0.0	0.0	0.0	0.0	0.0
Malawi	676	0.1	0.1	0.0	0.0	0.0	0.0	0.5	0.0	0.1	0.1	0.2	0.1
Mali	678	1.7	0.9	0.3	0.7	0.3	0.4	0.0	0.0
Mauritius	684	2.8	0.6	0.9	0.4	0.5	0.9	0.7	0.0	0.0	0.0	0.2	0.5
Mozambique	688	2.1	0.3	0.9	0.7	0.3	0.1	2.2	0.3	0.9	0.6	0.3	0.4
Namibia	728	0.5	0.1	0.1	0.3	0.0	0.2	0.1	0.0	0.0	0.1	0.0	0.0
Niger	692	1.1	0.2	0.4	0.1	0.5	0.1
Nigeria	694	35.5	12.1	7.6	7.7	11.1	9.1	0.1	0.0	0.0	0.1	0.0	0.0
Rwanda	714	0.6	0.1	0.1	0.1	0.1	0.2	0.0	0.0	0.0
Senegal	722	11.1	1.5	2.4	3.7	2.6	2.5	0.0	0.0	0.0
Seychelles	718	0.8	0.3	0.4	0.1	0.2	0.1	0.0	0.2	0.0	0.0
Sierra Leone	724	0.3	0.2	0.1	0.1	0.1	0.0	0.0	0.0	0.0	0.0	0.0
South Africa	199	182.2	43.9	50.0	48.3	46.8	37.2	28.3	12.1	7.0	6.8	7.0	7.5
Tanzania	738	40.6	0.6	1.0	19.8	18.5	1.2	0.2	0.1	0.1	0.0	0.0	0.1
Togo	742	1.4	0.3	0.2	0.5	0.1	0.6	0.0	0.0	0.0
Uganda	746	10.4	2.4	4.0	2.3	1.8	2.2	0.9	0.5	0.2	0.2	0.4	0.2
Zambia	754	1.7	0.5	0.3	0.1	1.0	0.3	0.0	0.0	0.0	0.0	0.0	0.0
Zimbabwe	698	1.1	0.3	0.1	0.3	0.3	0.4	1.9	0.6	0.5	0.7	0.3	0.4
Western Hemisphere	205	1,146.9	259.2	256.6	276.8	317.8	295.8	494.1	121.5	130.1	141.6	117.4	105.1
Antigua and Barbuda	311	0.7	0.5	0.1	0.1	0.1	0.5	0.0	0.0
Argentina	213	54.9	16.5	6.3	22.2	15.0	11.4	15.0	2.7	2.3	4.8	5.0	3.0
Aruba	314	0.7	0.2	0.1	0.3	0.0	0.3	0.0
Bahamas, The	313	0.2	0.2	0.0	0.1	0.0	0.1	0.0
Barbados	316	3.9	1.2	0.4	1.4	0.5	1.6	0.0	0.0	0.0	0.0
Belize	339	2.0	1.6	1.3	0.7	0.0	0.0	0.0	0.0	0.0	0.0
Bermuda	319	0.9	0.1	0.1	0.3	0.1	0.4	0.1	0.0	0.0	0.0	0.0	0.0
Bolivia	218	15.4	5.8	3.9	3.5	2.7	5.2	0.0	0.0	0.0
Brazil	223	179.9	36.7	40.8	39.1	51.2	48.8	176.0	38.0	46.2	45.4	46.2	38.2
Chile	228	84.1	17.7	24.7	23.3	16.4	19.7	12.5	3.8	3.1	3.3	2.8	3.3
Colombia	233	38.8	7.8	11.2	8.7	7.4	11.5	0.9	0.2	0.1	0.3	0.3	0.2
Costa Rica	238	38.5	5.2	12.3	14.0	5.8	6.5	2.3	0.4	0.5	0.6	0.6	0.5
Curacao	354	2.5	0.6	0.6	0.8	0.3	0.7
Dominica	321	0.2	0.1	0.1	0.1	0.1	0.0	0.0	0.0	0.0	0.0	0.0
Dominican Republic	243	13.1	3.9	2.5	3.5	2.3	4.8	0.3	0.1	0.2	0.1	0.1	0.0
Ecuador	248	4.3	0.6	0.5	1.1	0.7	2.1	0.4	0.0	0.2	0.0	0.2	0.0
El Salvador	253	3.6	0.4	1.6	0.8	0.8	0.5	0.1	0.0	0.0	0.0	0.0	0.0
Grenada	328	0.3	0.0	0.1	0.1	0.1	0.1
Guatemala	258	3.4	0.9	0.6	1.0	0.7	1.1	0.1	0.1	0.0	0.1	0.0	0.0
Guyana	336	0.1	0.1	0.0	0.0	0.0

Hungary (944)

In Millions of U.S. Dollars

		Exports (FOB)						Imports (CIF)					
		2016	2015Q4	2016Q1	2016Q2	2016Q3	2016Q4	2016	2015Q4	2016Q1	2016Q2	2016Q3	2016Q4
Haiti	263	2.3	0.9	0.5	0.8	0.5	0.5	0.0	0.0	0.0	0.0	0.0	0.0
Honduras	268	3.9	0.8	0.9	0.8	1.4	0.9	0.8	1.1	0.6	0.1	0.0	0.1
Jamaica	343	8.9	2.1	2.3	2.1	2.1	2.3	0.0	0.0	0.0	0.0	0.0
Mexico	273	597.5	128.7	124.0	129.0	190.1	154.3	277.8	73.5	74.7	83.9	60.9	58.2
Nicaragua	278	4.0	0.9	0.4	1.8	0.8	1.1	0.0	0.0	0.0	0.0	0.0	0.0
Panama	283	28.3	8.7	7.3	6.6	7.7	6.7	0.1	0.0	0.0	0.0	0.0	0.0
Paraguay	288	4.1	2.0	1.3	1.4	0.5	0.9	0.0	0.0	0.0	0.0	0.0	0.0
Peru	293	26.7	8.5	8.0	6.0	6.4	6.3	1.9	0.6	0.3	0.5	0.5	0.5
Sint Maarten	352	0.5	0.0	0.1	0.1	0.1	0.2	0.0	0.0	0.0	0.0
St. Kitts and Nevis	361	0.5	0.2	0.1	0.2	0.3	0.0	0.0	0.0	0.0
St. Lucia	362	0.7	0.1	0.1	0.2	0.1	0.4	0.0	0.0
St. Vincent & Grens.	364	0.0	0.1	0.0	0.0	0.0	0.0	0.0	0.0
Suriname	366	0.9	0.3	0.3	0.2	0.2	0.2	0.0	0.0	0.0	0.0
Trinidad and Tobago	369	6.6	1.6	1.1	1.6	1.0	2.9	0.0	0.0	0.0	0.0
Uruguay	298	8.3	3.2	2.2	2.8	1.6	1.7	5.5	0.7	1.6	2.3	0.5	1.0
Venezuela, Rep. Bol.	299	4.1	0.5	0.6	1.8	0.6	1.1	0.3	0.1	0.0	0.1	0.1	0.0
Western Hem. n.s.	399	1.8	0.5	0.6	0.5	0.1	0.6	0.2	0.4	0.2	0.0	0.0	0.0
Other Countries n.i.e	910	1.8	0.3	0.3	0.2	0.7	0.6	11.4	0.0	0.0	11.3	0.1	0.1
Cuba	928	1.8	0.3	0.3	0.2	0.7	0.6	11.4	0.0	0.0	11.3	0.1	0.1
Special Categories	899	0.0	2.4	0.0
Countries & Areas n.s.	898	0.1	0.0	0.0	0.0	0.0	0.0	19.9	3.2	2.6	3.3	10.8	3.2
Memorandum Items													
Africa	605	782.1	193.8	187.8	239.1	181.9	173.4	123.7	33.2	24.4	28.8	40.5	29.9
Middle East	405	772.3	211.0	188.0	188.3	182.5	213.5	353.9	165.5	87.1	46.7	75.7	144.4
European Union	998	82,962.9	20,144.4	20,151.9	21,893.7	20,356.3	20,561.1	72,719.0	17,670.9	17,285.0	18,918.5	18,293.0	18,222.5
Export earnings: fuel	080	2,413.7	676.5	582.0	593.4	584.4	653.8	3,050.5	1,005.5	641.1	801.5	815.4	792.5
Export earnings: nonfuel	092	99,523.5	24,151.8	23,873.4	26,146.2	24,552.6	24,951.4	90,620.4	22,223.1	21,671.6	23,411.9	22,616.1	22,920.7

Iceland (176)

In Millions of U.S. Dollars

		Exports (FOB)						Imports (CIF)					
		2016	2015Q4	2016Q1	2016Q2	2016Q3	2016Q4	2016	2015Q4	2016Q1	2016Q2	2016Q3	2016Q4
IFS World		4,499.4	1,134.6	1,031.4	1,151.8	1,152.8	1,164.4	5,597.4	1,317.3	1,309.4	1,458.5	1,415.4	1,416.4
World	001	4,455.3	1,134.6	1,031.5	1,151.8	1,107.9	1,164.1	5,694.5	1,317.3	1,309.4	1,552.4	1,416.0	1,416.6
Advanced Economies	110	3,966.4	1,001.1	926.6	1,044.0	961.9	1,033.9	4,461.4	994.7	955.0	1,263.9	1,112.0	1,130.6
Euro Area	163	2,514.3	633.5	597.7	652.6	595.0	669.0	1,845.0	407.9	386.7	524.2	447.0	487.1
Austria	122	2.4	0.9	0.6	0.5	0.6	0.7	28.1	6.8	6.7	7.7	6.8	6.9
Belgium	124	102.0	27.3	22.3	30.0	23.7	25.9	75.9	20.8	17.9	20.4	18.4	19.2
Cyprus	423	1.4	0.5	0.4	0.2	0.4	0.4	0.3	0.0	0.0	0.0	0.2	0.0
Estonia	939	2.0	0.7	0.6	0.1	0.8	0.5	31.7	4.4	5.7	14.2	6.5	5.3
Finland	172	9.0	1.4	2.0	4.1	1.5	1.5	54.9	13.4	10.7	16.0	13.5	14.8
France	132	298.0	76.0	67.9	67.6	70.3	92.2	161.0	31.0	33.1	51.4	41.5	35.0
Germany	134	310.2	78.3	69.4	68.6	86.5	85.7	572.8	116.0	124.7	169.0	140.1	139.0
Greece	174	10.6	2.8	2.1	4.3	1.4	2.9	3.9	0.7	0.8	1.0	0.8	1.3
Ireland	178	11.8	3.1	3.1	2.5	3.5	2.7	73.2	57.8	15.2	13.7	19.9	24.3
Italy	136	48.6	20.1	10.9	11.8	11.0	14.8	176.4	37.9	43.1	48.4	42.2	42.7
Latvia	941	4.0	1.0	0.9	0.9	0.5	1.7	25.3	6.0	4.7	6.7	7.4	6.6
Lithuania	946	26.8	5.2	4.3	4.8	7.0	10.7	44.1	7.6	7.9	11.5	11.3	13.3
Luxembourg	137	0.9	0.2	0.2	0.1	0.3	0.3	8.0	1.7	0.2	6.8	0.5	0.5
Malta	181	1.5	0.7	0.1	0.4	0.4	0.6	17.8	0.9	1.7	1.9	0.5	13.7
Netherlands	138	1,131.5	310.8	279.6	330.4	255.1	266.4	427.9	74.6	83.6	112.4	105.0	126.8
Portugal	182	82.1	13.5	26.2	29.0	11.5	15.4	21.0	3.2	5.2	4.6	5.1	6.1
Slovak Republic	936	5.8	0.9	1.1	1.6	1.5	1.5	33.1	6.8	4.8	10.1	9.1	9.1
Slovenia	961	0.4	0.0	0.2	0.0	0.1	0.1	6.8	1.5	1.3	2.9	1.0	1.5
Spain	184	465.4	89.9	105.8	95.9	118.7	144.9	82.8	16.8	19.2	25.3	17.1	21.1
Australia	193	11.8	3.8	1.8	2.9	3.4	3.7	118.5	14.5	11.8	58.1	32.5	16.1
Canada	156	44.1	10.0	8.5	14.7	10.2	10.6	67.4	17.6	16.3	18.2	18.1	14.9
China,P.R.: Hong Kong	532	12.7	2.5	3.7	3.0	2.9	3.1	25.1	2.6	2.2	4.3	2.2	16.3
Czech Republic	935	9.1	0.8	1.6	4.2	1.0	2.2	67.6	15.4	12.1	26.5	14.7	14.3
Denmark	128	106.2	33.9	36.0	26.3	20.5	23.4	349.5	109.6	75.1	93.2	88.5	92.7
Israel	436	0.7	0.2	0.1	0.3	0.1	0.1	5.2	0.8	1.5	1.1	1.5	1.1
Japan	158	99.6	12.7	16.0	23.8	38.4	21.4	111.8	19.6	22.1	35.2	23.7	30.7
Korea, Republic of	542	16.9	4.5	2.4	4.8	6.4	3.3	73.0	17.2	15.0	20.7	15.8	21.5
New Zealand	196	3.0	1.1	0.0	0.5	1.3	1.2	27.5	0.7	0.6	12.6	2.1	12.2
Norway	142	188.8	56.4	47.9	53.4	41.1	46.3	515.2	111.7	111.3	122.8	145.6	135.5
Singapore	576	0.4	0.1	0.1	0.1	0.1	0.1	45.4	15.4	17.4	12.7	5.3	10.1
Sweden	144	24.8	4.9	5.1	7.2	6.0	6.4	221.5	50.9	50.7	64.3	50.1	56.3
Switzerland	146	59.6	24.4	10.4	13.8	14.7	20.7	64.3	24.8	13.3	20.9	16.3	13.9
Taiwan Prov.of China	528	24.1	3.1	2.4	9.5	7.0	5.2	22.7	4.0	5.4	6.9	5.0	5.4
United Kingdom	112	502.5	133.7	119.9	135.8	122.8	124.0	330.3	72.4	80.5	87.2	81.9	80.7
United States	111	347.8	75.7	72.8	90.8	91.0	93.2	571.4	109.6	133.0	155.1	161.7	121.6
Emerg. & Dev. Economies	200	487.4	133.5	104.4	107.6	145.6	129.9	1,233.0	322.6	354.4	288.5	304.0	286.0
Emerg. & Dev. Asia	505	125.3	28.1	22.9	36.5	39.5	26.5	561.2	147.3	124.6	123.9	161.3	151.3
Bangladesh	513	0.3	0.0	0.1	0.1	0.1	0.0	8.9	1.7	2.1	1.9	2.6	2.2
Cambodia	522	0.0	0.0	0.0	2.6	0.3	0.6	0.6	0.8	0.6
China,P.R.: Mainland	924	91.4	18.1	15.8	26.3	30.0	19.3	420.4	124.9	101.5	95.6	109.3	114.0
F.T. New Caledonia	839	0.1	0.0	0.0
India	534	1.1	0.3	0.3	0.2	0.5	0.2	58.0	7.5	6.7	9.9	33.7	7.8
Indonesia	536	0.9	0.0	0.0	0.1	0.7	0.0	6.9	1.5	1.6	1.7	2.0	1.6
Lao People's Dem.Rep	544	0.1	0.0	0.0	0.0	0.0	0.0
Malaysia	548	0.6	0.7	0.1	0.2	0.1	0.2	21.8	2.0	2.5	2.0	2.4	14.9
Maldives	556	0.0	0.0	0.0	0.0	0.1	0.0	0.0	0.0	0.0	0.0
Myanmar	518	0.4	0.0	0.1	0.1	0.1	0.1
Nepal	558	0.1	0.0	0.0	0.0	0.0	0.0
Papua New Guinea	853	0.1	0.1	0.0	0.0	0.0	0.0	0.0	0.0
Philippines	566	0.3	0.3	0.1	0.0	0.2	0.0	4.1	0.7	0.9	1.5	0.6	1.2
Sri Lanka	524	0.0	0.0	0.0	2.7	0.6	0.6	0.6	0.7	0.8
Thailand	578	8.2	1.2	1.1	3.2	1.7	2.2	17.9	3.9	4.1	5.4	4.0	4.5
Vietnam	582	22.1	6.8	5.3	6.4	5.9	4.4	17.0	3.9	4.0	4.4	4.9	3.7
Asia n.s.	598	0.3	0.6	0.1	0.0	0.3	0.0	0.0	0.0

Iceland (176)

In Millions of U.S. Dollars

		Exports (FOB)						Imports (CIF)					
		2016	2015Q4	2016Q1	2016Q2	2016Q3	2016Q4	2016	2015Q4	2016Q1	2016Q2	2016Q3	2016Q4
Europe	170	242.9	64.4	57.1	44.5	67.8	73.5	267.0	76.2	52.0	78.1	74.5	62.4
Emerg. & Dev. Europe	903	174.5	39.3	51.1	39.3	37.0	47.1	252.6	69.1	47.7	74.2	71.7	59.1
Albania	914	0.6	0.1	0.0	0.0	0.0	0.0	0.0
Bosnia and Herzegovina	963	0.1	0.1	0.0	0.1	0.6	0.1	0.1	0.1	0.3	0.1
Bulgaria	918	1.2	0.5	0.1	0.0	0.4	0.7	4.9	1.1	1.3	1.2	1.2	1.2
Croatia	960	4.3	0.5	0.2	0.2	0.1	3.8	4.4	1.0	1.0	0.9	1.6	0.8
Faroe Islands	816	50.2	14.9	19.4	12.0	8.1	10.7	33.4	1.8	5.2	7.9	16.2	4.1
Gibraltar	823	1.1	0.6	0.1	0.1	0.3	0.5	0.0
Hungary	944	42.9	9.1	11.3	11.2	9.8	10.5	27.0	4.4	5.8	10.2	5.3	5.7
Macedonia, FYR	962	0.1	0.0	0.0	0.0	0.1	0.5	0.1	0.2	0.1	0.1	0.1
Montenegro	943	0.1	0.1	0.1	0.0	0.0	0.0
Poland	964	52.2	7.2	11.0	11.8	14.2	15.3	117.9	22.9	22.6	28.9	33.4	33.1
Romania	968	1.6	0.3	0.6	0.2	0.3	0.5	18.6	2.0	2.6	7.6	3.9	4.4
Serbia, Republic of	942	0.4	0.1	0.2	0.2	0.0	0.0	1.4	0.2	0.2	0.3	0.4	0.4
Turkey	186	20.5	5.5	8.2	3.5	3.8	4.9	43.8	35.4	8.6	17.0	9.3	8.9
CIS	901	68.3	25.1	5.9	5.2	30.8	26.4	14.4	7.2	4.3	3.9	2.9	3.3
Azerbaijan, Rep. of	912	1.2	1.2	0.0	1.0	0.2	0.0	0.0	0.0
Belarus	913	22.4	2.9	0.5	0.4	12.4	9.1	0.8	1.1	0.1	0.1	0.5	0.2
Georgia	915	2.4	1.2	0.1	0.2	1.7	0.3	0.2	0.0	0.0	0.0	0.2	0.0
Kazakhstan	916	2.0	0.0	0.0	1.2	0.7	0.0	0.0	0.0	0.0	0.0	0.0
Moldova	921	0.2	0.0	0.1	0.0	0.1	0.0	0.2	0.0	0.0	0.1	0.1	0.1
Russian Federation	922	22.2	8.8	1.5	4.1	10.6	6.0	11.2	5.7	3.6	3.2	1.8	2.7
Ukraine	926	18.1	11.0	3.8	0.4	3.7	10.1	1.9	0.3	0.6	0.6	0.3	0.4
Mid East, N Africa, Pak	440	11.5	4.0	1.9	1.9	6.5	1.2	77.9	4.0	8.0	55.4	8.2	6.3
Bahrain, Kingdom of	419	0.0	0.4	0.0	0.0	0.0	0.0
Egypt	469	2.6	2.1	0.8	0.1	1.3	0.3	4.3	1.2	1.4	1.3	0.3	1.4
Iran, I.R. of	429	0.2	0.1	0.0	0.9	0.2	0.2	0.2	0.2	0.2
Jordan	439	0.0	0.3	0.0	0.1	0.0	0.1	0.1
Kuwait	443	0.3	0.3	0.2	0.1	0.0	0.0	0.0	0.0	0.0
Mauritania	682	0.0	0.1	0.0	0.0	0.0	0.1	0.0	0.0
Morocco	686	4.9	0.0	0.1	0.5	4.3	0.0	6.4	0.3	2.1	1.7	1.3	1.4
Pakistan	564	0.1	0.0	0.0	0.0	0.0	0.0	4.3	0.9	1.0	1.1	1.2	1.0
Qatar	453	0.1	0.0	0.0	0.0	0.0	0.1	29.7	0.0	0.0	26.6	3.1	0.0
Saudi Arabia	456	0.4	0.0	0.0	0.3	0.0	0.0	25.0	0.3	0.4	23.8	0.4	0.4
Sudan	732	0.0	0.0	0.3	0.0	0.1	0.0	0.1
Tunisia	744	0.0	0.0	0.0	0.0	6.3	0.8	2.6	0.5	1.5	1.6
United Arab Emirates	466	2.9	0.8	0.7	0.6	0.8	0.8	0.5	0.1	0.1	0.1	0.1	0.2
Sub-Saharan Africa	603	57.8	25.7	14.8	13.7	14.9	14.4	30.5	12.8	17.2	4.0	5.0	4.2
Benin	638	1.1	0.7	0.4	0.4	0.4
Cameroon	622	0.1	0.1	0.0	0.0	0.0	0.0	0.0	0.0
Côte d'Ivoire	662	0.0	0.1	0.0	3.8	0.7	0.9	1.0	0.9	1.0
Ethiopia	644	0.2	0.1	0.0	0.1	0.0	0.1
Gabon	646	0.0	0.1	0.0	0.0	0.0	0.0
Gambia, The	648	0.6	0.0	0.0	0.5
Ghana	652	1.5	0.8	0.1	1.3	0.2	0.1	0.0	0.0	0.0	0.0	0.0
Kenya	664	1.8	0.3	1.5	0.2	0.0	0.0	0.8	0.2	0.2	0.2	0.2	0.2
Liberia	668	0.1	0.1	0.0	0.1	0.0	0.0	0.0
Madagascar	674	0.0	0.0	0.0	0.0	0.0	0.0	0.1	0.0	0.0	0.0	0.0	0.0
Mauritius	684	0.2	0.0	0.0	0.1	0.0	0.1	0.5	0.0	0.2	0.1	0.1	0.2
Namibia	728	1.3	0.4	0.7	0.3	0.1	0.2	0.2	0.2	0.1	0.0	0.0	0.1
Nigeria	694	49.5	22.7	11.8	12.7	12.8	12.2	0.0	0.0	0.0	0.0	0.0	0.0
Senegal	722	0.0	0.0	0.2	0.0	0.2	0.0	0.0	0.0
Seychelles	718	0.0	0.0	0.0	0.0	0.9	0.2	0.2	0.2	0.2	0.3
Sierra Leone	724	0.1	0.1
South Africa	199	1.4	0.5	0.2	0.4	0.1	0.6	23.2	11.2	15.3	2.2	3.5	2.2
Tanzania	738	0.1	0.0	0.0	0.0	0.0	0.0
Togo	742	0.1	0.1	0.0	0.0	0.0	0.0	0.0	0.0
Western Hemisphere	205	50.0	11.4	7.7	11.0	16.9	14.4	296.5	82.3	152.7	27.1	55.1	61.7
Antigua and Barbuda	311	1.7	1.0	0.3	0.2	0.7	0.5	0.0
Argentina	213	0.6	0.3	0.3	0.3	0.0	3.0	0.5	0.4	1.4	0.7	0.6

Iceland (176)

In Millions of U.S. Dollars

		Exports (FOB)						Imports (CIF)					
		2016	2015Q4	2016Q1	2016Q2	2016Q3	2016Q4	2016	2015Q4	2016Q1	2016Q2	2016Q3	2016Q4
Bahamas, The	313	3.1	1.6	0.0	2.4	0.7	0.0	0.0
Bermuda	319	0.7	0.0	0.1	0.6	94.9	0.0	94.9	0.0	0.0	0.0
Bolivia	218	0.0	0.0	0.0	0.0	0.0	0.1	0.0	0.0	0.0	0.0	0.0
Brazil	223	11.2	0.9	3.2	2.5	3.0	2.4	95.6	45.7	35.0	10.3	21.0	29.3
Chile	228	4.1	0.8	0.5	1.4	0.5	1.7	7.7	3.5	2.0	2.2	1.7	1.8
Colombia	233	0.5	0.3	0.1	0.0	0.2	0.1	1.9	0.4	0.4	0.5	0.4	0.6
Costa Rica	238	0.0	0.0	0.0	3.2	0.5	0.8	0.9	0.8	0.7
Dominican Republic	243	0.6	0.2	0.2	0.1	0.2	0.2
Ecuador	248	0.0	0.0	4.8	1.1	1.1	1.5	1.2	1.0
El Salvador	253	0.1	0.1	0.1	0.0	0.0	0.0
Greenland	326	22.8	5.8	3.3	6.1	8.0	5.3	16.0	4.2	0.9	3.3	7.4	4.5
Guatemala	258	1.0	0.0	0.1	0.0	0.5	0.3
Haiti	263	0.1	0.0	0.0	0.0	0.0	0.0
Honduras	268	0.3	0.1	0.1	0.1	0.1	0.1
Jamaica	343	31.8	8.7	6.1	0.0	9.9	15.8
Mexico	273	3.7	0.2	0.2	0.3	0.5	2.7	18.0	3.0	4.1	5.3	4.1	4.5
Netherlands Antilles	353	0.2	0.0	0.2
Nicaragua	278	0.0	0.0	0.0	0.0	0.0	0.0	0.7	0.3	0.1	0.2	0.3	0.1
Panama	283	0.2	0.4	0.1	0.0	0.1	0.0	0.1	0.0	0.0	0.0	0.0	0.0
Paraguay	288	0.0	0.0	0.0	0.0	0.1	0.0	0.0	0.0	0.0	0.0
Peru	293	0.2	0.0	0.0	0.0	0.2	12.7	3.7	3.1	0.9	6.7	2.1
Uruguay	298	0.3	0.0	0.0	0.0	0.1	0.1	0.1	0.0	0.0	0.0	0.0	0.0
Venezuela, Rep. Bol.	299	0.2	0.0	0.0	0.0	0.2	3.5	10.4	3.3	0.0	0.1	0.0
Western Hem. n.s.	399	0.3	0.1	0.0	0.1	0.2	0.0	0.0	0.0	0.0	0.0	0.0	0.0
Other Countries n.i.e	910	1.5	0.6	0.3	0.4	0.2	0.1	0.0	0.0	0.0	0.0	0.0
Cuba	928	1.5	0.6	0.3	0.4	0.2	0.1	0.0	0.0	0.0	0.0	0.0
Memorandum Items													
Africa	605	62.7	25.9	14.9	14.2	19.2	14.4	43.4	14.0	21.9	6.4	7.8	7.3
Middle East	405	6.5	3.8	1.7	1.3	2.3	1.1	60.7	1.9	2.2	52.0	4.2	2.3
European Union	998	3,259.1	824.3	783.5	849.6	770.2	855.8	2,986.6	687.6	638.5	844.1	727.6	776.5
Export earnings: fuel	080	79.6	34.7	14.3	18.2	26.8	20.3	77.6	18.3	9.2	55.9	7.3	5.2
Export earnings: nonfuel	092	4,375.7	1,099.9	1,017.2	1,133.6	1,081.0	1,143.8	5,616.9	1,299.1	1,300.2	1,496.5	1,408.7	1,411.4

India (534)

In Millions of U.S. Dollars

		Exports (FOB)						Imports (CIF)					
		2016	2015Q4	2016Q1	2016Q2	2016Q3	2016Q4	2016	2015Q4	2016Q1	2016Q2	2016Q3	2016Q4
IFS World		264,587.0	63,610.4	64,956.5	65,929.6	66,177.5	67,523.4	360,996.9	95,141.2	83,595.8	85,305.4	91,336.6	100,759.0
World	001	261,862.5	62,990.4	64,316.7	65,276.5	65,214.6	67,054.7	356,870.0	94,590.2	82,873.7	85,131.0	89,475.8	99,389.6
Advanced Economies	110	125,294.5	29,239.5	30,881.9	30,740.4	32,092.0	31,580.3	128,495.0	35,256.8	31,875.9	30,557.3	30,782.6	35,279.2
Euro Area	163	33,097.7	7,642.6	8,513.9	8,061.5	8,377.6	8,144.7	33,185.1	8,222.6	8,346.2	8,635.2	8,269.3	7,934.4
Austria	122	379.8	73.4	99.7	98.1	97.4	84.6	905.9	199.4	217.3	209.3	241.4	237.9
Belgium	124	5,361.3	1,170.6	1,431.8	1,301.6	1,359.4	1,268.5	7,481.6	1,939.4	2,123.4	2,042.9	1,917.5	1,397.8
Cyprus	423	72.6	15.1	12.3	14.6	34.1	11.5	67.6	35.1	3.4	47.8	3.0	13.4
Estonia	939	85.7	18.9	14.4	23.7	23.3	24.3	88.0	16.4	15.0	26.9	30.1	16.0
Finland	172	263.2	56.2	69.2	60.6	67.1	66.3	932.4	227.9	224.4	204.4	255.6	248.0
France	132	4,864.4	1,166.4	1,168.3	1,219.3	1,270.6	1,206.3	3,621.5	699.7	840.4	1,239.3	787.3	754.5
Germany	134	7,174.1	1,662.5	1,912.0	1,754.2	1,758.3	1,749.7	11,485.2	2,935.2	2,928.3	2,754.5	2,890.9	2,911.5
Greece	174	354.6	75.3	106.0	98.6	75.9	74.1	95.7	16.7	22.3	14.8	30.0	28.7
Ireland	178	496.2	117.8	141.4	114.5	124.2	116.2	489.9	162.7	128.7	113.3	121.3	126.5
Italy	136	4,488.9	1,000.3	1,153.3	1,107.6	1,103.9	1,124.2	3,843.3	974.4	957.9	943.0	1,022.3	920.1
Latvia	941	96.6	17.4	18.9	23.4	20.9	33.4	39.7	6.2	6.0	20.3	6.4	7.1
Lithuania	946	96.2	20.9	28.0	22.4	19.1	26.9	238.8	57.4	35.5	47.9	45.3	110.1
Luxembourg	137	10.5	2.6	1.9	3.2	3.0	2.4	48.0	7.5	14.1	9.7	10.8	13.4
Malta	181	109.8	24.7	24.2	26.4	33.2	26.0	28.0	5.7	8.8	8.7	4.3	6.2
Netherlands	138	4,834.0	1,197.0	1,166.8	1,119.3	1,297.6	1,250.4	1,788.4	494.2	404.5	484.0	417.1	482.8
Portugal	182	618.4	175.7	145.6	152.4	158.6	161.7	130.4	25.9	23.7	30.2	44.8	31.6
Slovak Republic	936	141.6	31.3	34.0	37.2	38.3	32.2	70.0	17.1	15.4	21.2	16.3	17.0
Slovenia	961	291.0	48.1	97.6	58.6	77.3	57.4	103.7	20.6	22.0	25.0	30.3	26.3
Spain	184	3,358.8	768.5	888.5	825.9	815.7	828.8	1,727.0	380.9	354.9	391.9	394.5	585.6
Australia	193	2,920.2	746.8	749.0	720.4	708.5	742.3	8,742.2	2,263.3	1,851.7	1,680.1	2,268.4	2,942.0
Canada	156	1,824.4	486.6	501.5	495.5	347.4	480.0	2,778.1	1,248.6	938.0	818.4	665.1	356.6
China,P.R.: Hong Kong	532	13,225.2	2,529.7	3,316.2	3,339.4	3,627.8	2,941.7	7,113.7	1,461.2	1,592.3	1,918.4	1,903.0	1,700.1
China,P.R.: Macao	546	1.8	0.7	0.4	0.7	0.4	0.4	7.7	1.8	1.8	1.3	2.2	2.5
Czech Republic	935	534.9	78.8	92.9	265.3	91.3	85.4	530.3	120.8	119.1	137.2	135.6	138.4
Denmark	128	699.5	159.7	195.6	161.3	175.0	167.6	493.0	96.7	126.1	137.2	107.9	121.8
Iceland	176	19.9	6.5	4.8	7.6	4.4	3.1	2.9	0.5	0.5	0.5	0.8	1.1
Israel	436	2,913.5	715.0	679.6	704.9	776.9	752.1	2,077.1	473.0	561.4	513.2	516.6	485.9
Japan	158	3,827.3	994.5	1,048.6	885.9	931.6	961.2	9,842.9	2,425.3	2,503.7	2,209.3	2,446.1	2,683.9
Korea, Republic of	542	3,552.6	890.7	788.0	755.9	1,084.5	924.2	12,213.4	3,263.7	3,127.4	3,011.9	2,846.2	3,228.0
New Zealand	196	308.6	74.1	70.8	68.2	87.4	82.2	508.9	156.4	115.6	112.9	151.9	128.5
Norway	142	234.4	45.7	57.0	53.3	68.3	55.8	644.9	225.1	163.1	85.3	71.1	325.4
San Marino	135	0.1	0.1	0.1	0.1
Singapore	576	7,571.9	2,497.9	1,664.1	2,100.4	1,868.4	1,939.0	6,719.8	1,821.0	1,597.9	1,678.7	1,550.5	1,892.7
Sweden	144	707.5	162.3	178.7	174.9	189.3	164.6	1,191.4	376.4	309.1	273.8	304.9	303.6
Switzerland	146	1,035.1	210.1	364.5	198.3	204.0	268.4	14,898.0	5,792.9	3,115.0	2,813.6	3,160.5	5,808.8
Taiwan Prov.of China	528	1,847.5	368.7	310.4	380.2	443.6	713.4	3,105.3	846.6	746.1	788.7	763.2	807.4
United Kingdom	112	9,022.2	2,063.5	2,200.5	2,186.6	2,209.7	2,425.4	3,865.7	1,397.3	1,065.9	1,041.2	846.3	912.4
United States	111	41,950.5	9,565.7	10,145.6	10,180.2	10,895.8	10,728.9	20,574.5	5,063.6	5,595.2	4,700.6	4,773.0	5,505.7
Emerg. & Dev. Economies	200	134,165.9	33,166.4	33,043.1	33,754.4	32,677.2	34,691.3	220,325.0	57,347.1	48,883.7	52,667.4	56,054.7	62,719.2
Emerg. & Dev. Asia	505	42,997.4	10,413.4	10,415.0	10,288.5	9,651.9	12,642.0	94,355.3	24,207.2	22,679.9	22,034.3	24,291.2	25,349.8
American Samoa	859	0.0	0.1	0.0	0.0	0.0	0.9	0.0	0.0
Bangladesh	513	5,711.6	1,387.8	1,488.7	1,442.5	1,281.3	1,499.2	711.7	165.5	161.8	222.9	155.2	171.8
Bhutan	514	429.6	130.0	91.2	143.0	101.4	94.0	220.1	33.0	32.4	63.6	92.1	32.0
Brunei Darussalam	516	37.5	7.6	6.4	9.7	10.6	10.8	461.4	117.3	70.9	134.0	100.4	156.1
Cambodia	522	109.6	35.7	36.5	21.9	23.4	27.8	43.1	19.5	16.5	6.0	12.3	8.4
China,P.R.: Mainland	924	8,946.8	2,312.7	2,054.0	2,054.2	1,909.6	2,928.9	60,539.5	15,543.2	14,995.7	13,525.7	15,716.5	16,301.6
Fiji	819	49.3	12.1	8.1	13.1	17.1	11.0	0.6	0.1	0.1	0.1	0.2	0.2
F.T. French Polynesia	887	3.8	0.8	1.1	0.9	1.1	0.7	0.0	0.0	0.0
F.T. New Caledonia	839	7.2	1.3	1.0	1.9	1.7	2.6	41.2	10.7	20.6	5.6	10.1	4.9
Guam	829	0.5	0.1	0.1	0.1	0.1	0.1
Indonesia	536	3,143.4	665.3	688.4	840.8	634.6	979.6	12,304.0	3,409.3	2,823.7	2,797.4	2,970.4	3,712.5
Kiribati	826	0.6	0.2	0.1	0.4	0.1	0.0
Lao People's Dem.Rep	544	24.0	10.8	4.2	10.0	4.5	5.3	171.9	22.0	60.7	34.1	21.6	55.5
Malaysia	548	4,198.0	800.7	729.1	962.7	1,139.1	1,367.2	8,650.7	2,343.2	2,014.9	2,232.3	2,293.1	2,110.4
Maldives	556	181.8	42.1	45.1	42.9	45.8	48.0	6.3	2.0	0.4	0.6	4.4	0.8
Marshall Islands	867	0.1	0.1	0.0	0.0

India (534)

In Millions of U.S. Dollars

		Exports (FOB)						Imports (CIF)					
		2016	2015Q4	2016Q1	2016Q2	2016Q3	2016Q4	2016	2015Q4	2016Q1	2016Q2	2016Q3	2016Q4
Mongolia	948	9.8	1.6	1.9	2.1	2.2	3.6	2.4	1.5	0.7	0.5	0.9	0.3
Myanmar	518	1,156.4	348.8	421.4	199.9	248.4	286.6	1,086.5	126.6	174.7	412.4	327.2	172.3
Nauru	836	0.0	0.0	5.8	0.0	0.0
Nepal	558	4,614.5	445.1	1,172.9	1,266.5	986.8	1,188.4	407.5	82.5	107.7	105.3	103.3	91.2
Papua New Guinea	853	39.4	6.3	10.1	9.1	11.1	9.0	98.4	28.3	15.0	38.5	27.6	17.3
Philippines	566	1,492.3	352.5	394.7	390.2	328.7	378.8	475.9	124.9	109.4	99.1	126.9	140.4
Samoa	862	2.3	0.6	0.9	0.4	0.5	0.5	7.8	0.7	1.5	6.2	0.1	0.1
Solomon Islands	813	3.2	0.4	1.3	0.9	0.7	0.4	60.6	33.9	11.4	12.0	7.9	29.3
Sri Lanka	524	3,910.6	1,189.5	1,315.5	953.8	680.4	961.0	631.9	168.0	180.3	133.2	161.2	157.2
Thailand	578	2,962.1	682.1	779.7	652.8	716.8	812.8	5,316.8	1,322.1	1,261.9	1,377.6	1,349.0	1,328.3
Timor-Leste	537	2.3	0.9	0.9	0.3	0.2	1.0	0.0	0.0
Tonga	866	0.9	0.2	0.1	0.4	0.1	0.2	0.0	0.0	0.0
Tuvalu	869	0.1	0.0	0.0	0.0
Vanuatu	846	2.0	0.5	0.4	0.6	0.5	0.5	0.2	0.0	0.2
Vietnam	582	5,956.3	1,893.0	1,160.6	1,266.6	1,505.1	2,024.1	3,107.5	645.4	619.3	818.4	810.6	859.2
Asia n.s.	598	1.4	84.4	0.4	0.8	0.1	0.1	9.2	0.7	0.1	8.8	0.3	0.1
Europe	170	10,601.0	2,555.2	2,589.1	2,882.6	2,785.3	2,344.1	10,156.5	2,170.9	2,084.9	2,494.8	2,463.0	3,113.8
Emerg. & Dev. Europe	903	7,968.3	1,953.8	1,963.7	2,164.6	2,166.9	1,673.2	2,522.3	504.0	505.5	673.3	607.0	736.5
Albania	914	28.4	5.6	6.8	8.1	6.3	7.2	8.5	7.8	5.5	0.4	0.9	1.7
Bosnia and Herzegovina	963	16.7	5.0	6.0	2.8	3.5	4.5	3.8	0.7	1.1	0.8	1.4	0.5
Bulgaria	918	230.4	31.0	29.6	121.4	38.9	40.6	121.6	24.1	25.2	27.1	34.2	35.1
Croatia	960	117.9	31.3	29.6	31.0	27.6	29.8	28.8	5.3	11.0	3.5	3.2	11.3
Faroe Islands	816	0.8	0.1	0.5	0.2	0.0	—	—
Gibraltar	823	1,211.3	422.3	365.4	404.9	441.0
Hungary	944	389.1	79.7	86.1	97.3	103.6	102.1	211.5	55.9	52.9	43.9	51.1	63.5
Macedonia, FYR	962	14.4	3.4	3.2	3.8	2.9	4.5	20.9	0.0	3.0	6.7	5.8	5.4
Montenegro	943	35.9	4.4	10.0	6.4	10.2	9.3	0.0	0.0	0.0
Poland	964	1,141.8	233.5	288.0	288.7	288.8	276.2	650.8	143.6	150.9	155.4	158.2	186.2
Romania	968	255.3	56.8	66.8	68.4	63.0	57.1	321.5	74.2	75.1	75.3	81.7	89.4
Serbia, Republic of	942	47.1	10.7	9.4	13.0	13.1	11.6	25.2	2.0	4.4	7.8	8.7	4.3
Turkey	186	4,478.3	1,067.9	1,061.4	1,118.7	1,167.9	1,130.3	1,129.7	188.5	176.4	352.4	261.8	339.1
CIS	901	2,632.5	601.4	625.3	718.0	618.4	670.9	7,634.2	1,666.9	1,579.4	1,821.5	1,856.0	2,377.3
Armenia	911	31.7	4.0	7.6	9.3	8.5	6.3	1.3	0.1	0.3	0.5	0.4	0.1
Azerbaijan, Rep. of	912	31.6	9.0	4.1	6.1	5.4	16.0	280.9	8.8	1.3	45.1	129.2	105.4
Belarus	913	41.9	7.7	12.4	10.7	7.7	11.1	136.4	12.9	30.2	20.0	58.8	27.4
Georgia	915	95.5	20.6	25.5	32.1	22.4	15.5	30.1	2.3	5.9	9.4	5.9	8.9
Kazakhstan	916	125.6	37.6	38.8	26.9	29.1	30.8	322.1	70.6	53.7	116.5	21.0	131.0
Kyrgyz Republic	917	26.6	5.1	5.7	7.6	7.1	6.3	1.8	0.7	0.6	0.3	0.1	0.8
Moldova	921	6.4	1.8	1.7	1.6	1.8	1.3	3.1	4.1	0.0	0.1	0.4	2.6
Russian Federation	922	1,814.4	409.7	421.7	510.5	422.1	460.1	4,821.3	1,138.8	1,008.4	1,240.0	1,144.4	1,428.5
Tajikistan	923	19.7	5.2	5.1	4.5	4.9	5.2	14.7	1.2	1.3	2.6	7.8	3.0
Turkmenistan	925	57.3	13.2	12.1	17.5	15.4	12.3	21.8	3.1	2.2	3.2	11.4	4.9
Ukraine	926	291.2	63.3	66.3	68.0	74.9	82.0	1,954.1	415.4	461.6	377.8	461.8	652.9
Uzbekistan	927	90.7	24.4	24.3	23.3	19.1	24.0	46.5	9.0	13.8	6.0	14.9	11.9
Europe n.s.	884	0.2	0.0	0.1	0.0	0.1	0.0
Mid East, N Africa, Pak	440	52,863.5	12,974.5	13,338.9	13,950.3	12,912.5	12,661.7	74,130.7	18,733.2	15,304.4	18,852.2	19,219.0	20,755.1
Afghanistan, I.R. of	512	473.6	126.9	96.6	121.7	131.4	123.8	832.0	129.2	69.4	46.0	62.4	654.2
Algeria	612	860.7	152.2	172.9	257.5	221.0	209.3	579.0	57.0	72.7	174.1	179.8	152.4
Bahrain, Kingdom of	419	475.6	226.9	107.8	108.0	150.1	109.6	322.9	104.0	85.2	114.0	61.0	62.7
Djibouti	611	270.9	37.0	48.9	70.6	87.3	64.1	2.4	0.2	0.2	0.3	1.1	0.8
Egypt	469	2,089.7	484.1	561.3	562.9	523.0	442.5	1,005.8	228.5	136.4	307.3	286.3	275.8
Iran, I.R. of	429	2,412.9	730.8	630.0	699.0	547.7	536.1	8,284.8	1,312.1	1,177.8	1,812.7	2,515.7	2,778.5
Iraq	433	973.3	219.2	162.3	246.6	264.2	300.2	9,982.6	2,584.5	1,925.1	2,912.1	2,580.5	2,564.9
Jordan	439	477.8	131.2	101.7	125.9	81.6	168.7	840.5	248.7	184.3	251.5	207.7	197.0
Kuwait	443	1,446.5	267.8	334.4	360.3	354.7	397.2	4,049.5	1,210.6	950.6	1,113.6	934.0	1,051.2
Lebanon	446	211.9	63.3	58.1	49.2	51.1	53.5	29.7	4.8	6.6	8.9	9.3	4.9
Libya	672	126.0	26.9	31.8	29.1	40.5	24.6	5.6	1.0	0.3	0.2	2.7	2.4
Mauritania	682	64.6	17.6	14.6	19.3	14.3	16.5	14.2	5.0	4.9	2.0	4.4	2.9
Morocco	686	369.2	100.6	94.5	91.6	84.4	98.7	839.8	314.5	207.3	249.9	199.3	183.3
Oman	449	2,461.4	458.9	716.0	476.5	596.2	672.7	1,286.3	505.4	336.6	432.9	258.1	258.9

India (534)

In Millions of U.S. Dollars

		Exports (FOB)						Imports (CIF)					
		2016	2015Q4	2016Q1	2016Q2	2016Q3	2016Q4	2016	2015Q4	2016Q1	2016Q2	2016Q3	2016Q4
Pakistan	564	1,646.1	818.6	524.1	425.4	317.2	379.4	462.4	115.2	97.2	92.3	145.5	127.5
Qatar	453	770.7	208.3	200.2	192.9	186.1	191.5	7,490.6	2,141.9	1,964.2	1,596.7	2,026.2	1,903.6
Saudi Arabia	456	5,046.1	1,600.7	1,286.0	1,386.2	1,261.6	1,112.3	18,446.6	4,933.7	4,012.2	4,652.5	4,871.3	4,910.6
Somalia	726	505.9	96.1	142.1	129.1	114.8	120.0	17.5	2.4	0.7	6.4	6.4	3.9
Sudan	732	753.9	148.7	199.2	200.8	206.0	147.9	169.6	16.1	19.7	60.9	45.8	43.2
Syrian Arab Republic	463	124.8	27.1	38.9	24.8	27.2	34.0	35.7	10.6	10.8	4.4	9.6	10.8
Tunisia	744	248.2	59.0	64.0	71.8	57.4	55.0	152.2	38.7	54.0	52.8	28.9	16.5
United Arab Emirates	466	30,603.3	6,850.2	7,620.3	8,189.8	7,490.3	7,303.0	19,276.1	4,768.8	3,987.3	4,959.4	4,781.5	5,547.9
Yemen, Republic of	474	450.4	122.6	133.3	111.3	104.5	101.3	5.0	0.3	0.8	1.3	1.3	1.5
Sub-Saharan Africa	603	17,404.1	4,758.8	4,308.0	4,205.6	4,536.6	4,353.9	23,347.3	6,905.6	5,027.3	5,108.8	5,648.0	7,563.3
Angola	614	139.8	55.8	36.9	23.5	35.4	44.0	2,000.0	579.2	375.1	336.2	650.3	638.4
Benin	638	441.2	107.7	95.1	161.7	119.0	65.5	207.6	29.0	16.1	57.7	110.8	23.0
Botswana	616	73.5	8.7	14.3	11.3	25.1	22.8	1,001.4	89.2	150.4	217.0	249.5	384.5
Burkina Faso	748	120.1	28.6	36.6	24.7	31.7	27.1	175.6	64.1	33.4	11.9	49.1	81.2
Burundi	618	30.2	6.7	7.9	7.2	9.1	6.1	1.2	0.0	0.8	0.2	0.2
Cabo Verde	624	1.4	0.3	0.5	0.4	0.2	0.4	1.8	0.6	0.5	0.4	0.4	0.5
Cameroon	622	153.7	35.6	44.1	30.6	33.2	45.8	428.4	141.3	74.7	108.5	102.1	143.1
Central African Rep.	626	10.2	2.8	2.5	1.2	4.5	2.0	0.6	0.1	0.3	0.2	0.1	0.1
Chad	628	37.5	14.0	7.0	7.2	12.1	11.2	141.0	76.2	1.5	23.1	113.4	2.9
Comoros	632	20.4	3.3	5.5	6.0	4.6	4.3	23.0	9.2	3.9	1.9	2.0	15.1
Congo, Dem. Rep. of	636	234.0	78.8	79.9	55.5	51.5	47.1	60.0	6.0	5.5	21.4	15.0	18.2
Congo, Republic of	634	146.5	32.3	38.4	44.0	34.1	30.0	143.6	51.2	4.8	32.8	79.3	26.7
Côte d'Ivoire	662	382.5	88.7	94.6	89.9	76.4	121.7	449.3	48.6	30.1	154.6	208.8	55.8
Equatorial Guinea	642	16.2	4.1	7.1	3.1	2.6	3.4	909.8	98.5	148.3	308.3	379.0	74.3
Eritrea	643	4.7	0.7	2.3	0.9	0.7	0.8	63.1	53.7	27.9	34.2	0.6	0.5
Ethiopia	644	831.7	191.9	222.3	221.8	217.2	170.4	70.3	12.6	17.0	16.6	27.6	9.1
Gabon	646	42.5	9.2	9.2	14.0	9.2	10.2	64.6	29.8	9.4	39.1	5.8	10.2
Gambia, The	648	60.7	13.1	21.0	10.4	14.7	14.5	42.7	5.6	0.7	2.1	31.5	8.3
Ghana	652	712.6	146.6	174.3	197.9	190.3	150.1	1,445.1	843.4	358.9	153.4	115.0	817.7
Guinea	656	331.3	41.4	80.9	103.6	77.6	69.2	254.2	71.1	62.1	61.8	67.0	63.3
Guinea-Bissau	654	22.1	3.6	5.0	3.6	4.1	9.3	215.7	66.1	0.6	0.1	142.7	72.3
Kenya	664	2,428.7	812.1	662.6	489.4	537.1	739.6	126.5	29.9	40.5	33.2	25.5	27.3
Lesotho	666	29.0	5.5	6.5	12.2	4.3	6.0	13.6	0.6	0.1	1.2	4.1	8.1
Liberia	668	126.8	13.8	29.4	30.2	54.0	13.3	5.9	3.0	1.4	1.5	1.4	1.6
Madagascar	674	147.6	63.0	36.0	33.3	43.1	35.1	127.1	33.7	53.0	28.7	21.3	24.1
Malawi	676	173.6	34.5	44.9	28.0	51.5	49.2	42.0	43.1	5.3	2.1	9.3	25.4
Mali	678	103.0	23.4	31.7	23.9	25.5	22.0	176.5	83.3	95.9	38.7	39.1	2.8
Mauritius	684	652.9	190.8	162.1	233.2	123.3	134.3	19.0	5.2	4.6	5.4	5.4	3.7
Mozambique	688	875.5	281.3	178.4	169.4	333.5	194.3	411.2	119.4	81.0	104.3	49.7	176.2
Namibia	728	72.1	13.2	18.3	24.6	12.5	16.7	35.1	2.7	1.9	8.6	3.0	21.6
Niger	692	81.5	19.9	27.2	22.0	16.7	15.6	0.2	0.0	0.1	0.0	0.0
Nigeria	694	1,743.8	609.6	457.3	416.7	430.3	439.5	7,404.8	2,351.4	1,700.8	1,649.6	1,792.1	2,262.3
Rwanda	714	87.5	24.5	18.9	29.7	20.7	18.3	0.9	0.3	0.1	0.1	0.4	0.4
São Tomé & Príncipe	716	0.8	0.3	0.1	0.2	0.1	0.5	0.0	0.0
Senegal	722	592.2	114.3	155.9	160.0	173.7	102.6	335.5	42.2	73.2	52.9	130.5	79.0
Seychelles	718	37.8	9.3	10.0	9.8	8.3	9.7	1.0	0.3	0.1	0.4	0.1	0.4
Sierra Leone	724	80.7	20.6	21.5	19.2	18.6	21.4	13.3	2.8	3.5	2.6	4.5	2.7
South Africa	199	3,245.8	840.8	728.9	752.9	854.1	909.9	5,105.1	1,386.3	1,169.4	1,201.3	917.4	1,817.0
South Sudan, Rep. of	733	0.1	0.1	0.1	0.1
Swaziland	734	38.9	6.5	10.5	8.3	8.1	12.0	30.4	19.2	9.4	5.5	2.5	13.0
Tanzania	738	1,767.7	428.8	302.2	460.6	508.9	496.0	827.9	302.2	279.5	82.0	53.5	412.9
Togo	742	428.7	92.5	188.6	51.5	138.3	50.4	132.4	48.5	6.8	46.9	44.1	34.5
Uganda	746	523.8	151.4	148.3	118.2	120.7	136.6	68.2	9.9	16.0	17.9	21.2	13.1
Zambia	754	235.9	85.5	50.6	66.0	68.5	50.7	723.3	138.1	154.3	237.5	166.0	165.4
Zimbabwe	698	116.8	43.0	32.6	28.0	31.9	24.4	48.3	8.1	9.1	6.4	6.4	26.5
Africa n.s.	799	0.0	0.1	0.0	0.0
Western Hemisphere	205	10,300.0	2,464.5	2,392.2	2,427.4	2,790.9	2,689.5	18,335.2	5,330.2	3,787.2	4,177.3	4,433.6	5,937.2
Antigua and Barbuda	311	2.2	0.8	0.5	0.5	0.5	0.7
Argentina	213	510.1	117.9	132.2	115.5	146.2	116.2	2,593.5	734.2	670.8	666.2	701.1	555.4
Aruba	314	8.3	1.9	1.7	1.8	2.2	2.6	4.3	0.0	0.1	0.8	3.2	0.1

India (534)

In Millions of U.S. Dollars

		Exports (FOB)						Imports (CIF)					
		2016	2015Q4	2016Q1	2016Q2	2016Q3	2016Q4	2016	2015Q4	2016Q1	2016Q2	2016Q3	2016Q4
Bahamas, The	313	5.7	8.9	1.3	0.9	1.9	1.7	258.3	77.0	0.1	0.1	0.1	258.0
Barbados	316	13.3	2.2	2.8	2.7	3.3	4.4	0.2	0.0	0.0	0.1	0.0	0.1
Belize	339	15.1	4.6	3.8	3.9	3.8	3.7	0.4	0.1	0.0	0.1	0.2	0.1
Bermuda	319	4.0	0.4	0.7	0.7	0.9	1.8	0.0	0.0	0.0
Bolivia	218	71.4	18.2	16.0	18.0	19.0	18.5	127.7	85.0	54.4	4.4	3.1	65.8
Brazil	223	2,300.6	518.0	490.5	565.6	639.0	605.5	3,613.5	1,035.3	769.0	790.7	716.3	1,337.5
Chile	228	652.5	189.6	158.5	145.6	175.1	173.4	1,220.5	466.7	290.6	361.0	308.4	260.4
Colombia	233	767.4	232.8	185.3	196.8	186.0	199.3	484.2	247.9	117.1	152.0	75.6	139.5
Costa Rica	238	147.9	39.1	33.3	33.2	43.4	37.9	58.4	7.1	8.9	16.5	21.0	12.0
Dominica	321	2.5	0.2	0.4	0.7	0.8	0.5	0.7	0.0	0.0	0.0	0.7
Dominican Republic	243	221.0	50.6	48.3	43.1	65.6	64.1	637.9	141.5	86.3	191.5	146.0	214.1
Ecuador	248	166.6	38.0	29.0	39.2	44.1	54.3	220.8	36.7	27.1	100.4	33.6	59.8
El Salvador	253	59.3	17.0	15.2	16.2	14.6	13.4	4.7	1.4	0.9	1.0	1.1	1.6
Greenland	326	0.6	0.1	0.1	0.0	0.1
Grenada	328	2.6	0.6	0.2	0.6	1.1	0.7
Guatemala	258	239.5	65.4	61.4	56.8	63.7	57.5	18.0	2.0	2.4	8.3	3.3	4.1
Guyana	336	19.3	5.2	4.6	3.4	5.1	6.2	15.8	5.1	5.2	4.5	2.7	3.3
Haiti	263	65.8	15.5	14.1	14.6	18.0	19.2	3.6	0.7	0.9	1.2	0.8	0.7
Honduras	268	141.8	34.6	36.9	35.1	35.5	34.3	20.3	3.4	2.4	13.3	2.4	2.2
Jamaica	343	42.2	10.3	9.4	10.9	11.9	10.0	1.3	0.2	0.6	0.1	0.3	0.2
Mexico	273	3,375.3	710.2	819.9	780.4	885.3	889.6	2,441.5	669.6	371.2	355.9	650.2	1,064.3
Netherlands Antilles	353	38.2	5.1	8.3	9.8	12.0	8.2	112.2	3.6	47.5	33.9	29.2	1.6
Nicaragua	278	90.8	18.9	21.6	21.4	28.2	19.6	2.9	0.8	0.5	0.7	0.8	0.9
Panama	283	213.8	55.0	47.4	47.6	66.1	52.8	52.7	16.0	4.2	11.7	10.4	26.4
Paraguay	288	118.9	29.3	22.0	22.6	37.4	37.0	160.8	33.3	30.2	11.8	79.2	39.7
Peru	293	683.2	186.4	154.0	167.4	188.7	173.0	988.7	302.8	216.0	222.3	169.0	381.4
St. Kitts and Nevis	361	3.1	0.6	0.5	0.6	1.2	0.9	0.0	0.1	0.0	0.0	0.0
St. Lucia	362	3.8	1.0	0.8	1.0	1.0	1.0	0.4	0.0	0.2	0.1	0.0	0.1
St. Vincent & Grens.	364	0.8	0.2	0.1	0.3	0.2	0.2
Suriname	366	10.1	2.9	1.9	2.9	2.6	2.7	37.3	5.3	4.9	5.5	8.0	18.8
Trinidad and Tobago	369	81.5	19.7	20.2	17.4	24.2	19.7	154.3	24.4	41.4	1.2	28.9	82.9
Uruguay	298	139.9	35.1	22.1	31.2	45.1	41.4	13.6	4.5	4.1	2.6	3.3	3.6
Venezuela, Rep. Bol.	299	73.2	26.6	25.0	17.8	15.5	14.9	5,078.6	1,425.4	1,028.9	1,212.9	1,435.3	1,401.5
Western Hem. n.s.	399	8.2	0.8	2.3	1.6	1.8	2.5	8.4	0.1	1.2	6.5	0.2	0.5
Other Countries n.i.e	910	93.4	29.4	29.0	22.9	20.4	21.1	88.9	17.9	11.7	37.4	26.7	13.1
Cuba	928	39.2	9.6	10.6	8.8	9.9	9.9	1.2	0.3	0.3	0.3	0.3	0.4
Korea, Dem. People's Rep.	954	54.2	19.8	18.4	14.1	10.4	11.3	87.7	17.5	11.5	37.1	26.4	12.7
Countries & Areas n.s.	898	2,308.6	555.1	362.8	758.7	425.1	762.1	7,961.1	1,968.4	2,102.4	1,868.8	2,611.8	1,378.2
Memorandum Items													
Africa	605	20,477.4	5,369.9	5,044.1	5,046.3	5,321.8	5,065.3	25,121.8	7,339.5	5,386.9	5,655.2	6,113.6	7,966.2
Middle East	405	47,670.4	11,417.9	11,982.1	12,562.4	11,678.7	11,447.2	71,061.6	18,054.8	14,778.2	18,167.5	18,545.3	19,570.6
European Union	998	46,196.1	10,539.2	11,681.6	11,456.4	11,564.8	11,493.4	40,599.6	10,516.8	10,281.5	10,529.7	9,992.5	9,796.0
Export earnings: fuel	080	50,981.9	12,402.7	12,710.4	13,425.8	12,511.9	12,333.7	92,365.9	23,963.6	19,158.1	23,168.2	24,215.0	25,824.6
Export earnings: nonfuel	092	210,880.7	50,587.6	51,606.3	51,850.7	52,702.7	54,721.0	264,504.1	70,626.6	63,715.6	61,962.8	65,260.7	73,565.0

Indonesia (536)

In Millions of U.S. Dollars

		Exports (FOB)						Imports (CIF)					
		2016	2015Q4	2016Q1	2016Q2	2016Q3	2016Q4	2016	2015Q4	2016Q1	2016Q2	2016Q3	2016Q4
IFS World		144,290.6	35,134.5	33,602.7	35,964.5	34,776.7	39,946.7	135,549.1	34,750.5	31,944.3	34,049.5	32,598.4	36,956.9
World	001	145,014.8	35,149.4	33,614.3	36,112.2	35,023.8	40,264.5	134,642.4	34,705.7	31,975.4	33,922.6	32,266.6	36,477.7
Advanced Economies	110	77,404.6	18,891.5	19,167.9	19,570.7	18,156.3	20,509.8	64,991.0	16,982.6	14,872.9	16,322.3	15,803.9	17,991.9
Euro Area	163	11,848.6	2,982.4	2,802.3	2,899.6	2,851.2	3,295.6	8,680.4	2,186.3	2,121.7	2,118.6	2,072.5	2,367.6
Austria	122	28.6	6.2	6.2 r	6.8 r	7.2 r	8.5 r	358.6	72.4	87.5 r	91.8 r	84.7 r	94.6 r
Belgium	124	1,125.7	282.3	282.6 r	279.7 r	263.6 r	299.8 r	491.1	116.4	114.5 r	122.0 r	118.9 r	135.7 r
Cyprus	423	11.7	3.6	3.1 r	3.1 r	2.6 r	2.9 r	15.5	0.5	5.6 r	3.3 r	3.1 r	3.6 r
Estonia	939	47.6	22.5	10.0 r	11.3 r	12.0 r	14.2 r	7.3	0.9	1.4 r	1.9 r	1.8 r	2.1 r
Finland	172	83.9	19.9	17.6 r	20.2 r	21.1 r	24.9 r	338.6	93.7	69.4 r	75.7 r	87.8 r	105.8 r
France	132	891.5	249.6	209.1 r	222.1 r	214.3 r	246.0 r	1,362.4	346.1	329.8 r	314.5 r	330.7 r	387.3 r
Germany	134	2,638.7	654.1	632.2 r	651.8 r	630.4 r	724.2 r	3,159.5	847.2	736.9 r	778.3 r	766.3 r	877.9 r
Greece	174	142.2	39.9	35.6 r	36.2 r	33.2 r	37.3 r	68.8	13.9	12.0 r	15.7 r	18.5 r	22.5 r
Ireland	178	61.9	13.3	14.0 r	15.5 r	15.1 r	17.3 r	110.3	27.8	27.2 r	27.5 r	26.1 r	29.5 r
Italy	136	1,572.1	387.3	399.3 r	390.1 r	366.5 r	416.2 r	1,387.2	310.0	392.4 r	362.5 r	304.9 r	327.4 r
Latvia	941	49.5	10.4	12.2 r	11.5 r	11.9 r	14.0 r	30.5	1.0	14.2 r	5.4 r	5.2 r	5.8 r
Lithuania	946	26.1	8.8	6.5 r	6.4 r	6.2 r	7.1 r	15.7	1.2	4.7 r	3.6 r	3.5 r	3.9 r
Luxembourg	137	9.8	4.4	2.1 r	2.5 r	2.4 r	2.8 r	35.7	3.9	4.3 r	10.3 r	9.9 r	11.2 r
Malta	181	17.9	2.2	7.7 r	3.3 r	3.2 r	3.6 r	24.7	0.3	2.6 r	7.3 r	7.0 r	7.9 r
Netherlands	138	3,254.9	834.8	707.1 r	796.5 r	807.5 r	943.9 r	723.6	196.4	207.8 r	163.3 r	163.8 r	188.8 r
Portugal	182	152.4	34.2	37.7 r	37.6 r	36.0 r	41.1 r	35.1	18.4	7.0 r	8.7 r	9.0 r	10.5 r
Slovak Republic	936	65.5	19.6	15.4 r	16.3 r	15.8 r	18.1 r	18.2	4.4	4.3 r	4.6 r	4.4 r	5.0 r
Slovenia	961	89.3	25.8	28.0 r	19.4 r	19.4 r	22.5 r	13.5	2.8	3.0 r	3.5 r	3.3 r	3.7 r
Spain	184	1,579.3	363.7	375.9 r	369.3 r	383.0 r	451.1 r	484.1	128.8	97.1 r	118.9 r	123.7 r	144.4 r
Australia	193	3,199.0	815.6	837.1 r	856.6 r	722.5 r	782.8 r	5,260.9	1,206.6	1,090.5 r	1,359.1 r	1,314.7 r	1,496.5 r
Canada	156	732.6	163.0	166.5 r	178.1 r	179.2 r	208.8 r	1,383.0	304.7	354.9 r	357.8 r	319.0 r	351.4 r
China,P.R.: Hong Kong	532	2,144.8	452.1	521.5 r	544.7 r	506.2 r	572.5 r	1,773.8	540.6	374.1 r	434.9 r	446.1 r	518.6 r
China,P.R.: Macao	546	6.6	3.6	2.5 r	1.3 r	1.3 r	1.5 r	11.5	3.6	2.3 r	3.0 r	2.9 r	3.3 r
Czech Republic	935	92.4	16.2	18.0 r	21.8 r	23.9 r	28.7 r	158.9	32.4	30.6 r	38.0 r	41.3 r	49.0 r
Denmark	128	187.6	50.0	48.0 r	49.0 r	43.1 r	47.6 r	156.6	44.6	41.7 r	41.4 r	35.3 r	38.1 r
Iceland	176	0.6	0.0	0.2 r	0.2 r	0.1 r	0.1 r	1.1	0.1	0.1 r	0.3 r	0.3 r	0.4 r
Israel	436	109.4	29.9	28.9 r	26.2 r	25.3 r	29.1 r	75.3	65.2	12.7 r	20.6 r	19.7 r	22.3 r
Japan	158	16,101.5	4,325.3	4,191.6 r	4,105.1 r	3,689.7 r	4,115.2 r	12,984.8	3,036.9	3,055.7 r	3,321.1 r	3,111.0 r	3,497.0 r
Korea, Republic of	542	7,007.6	1,670.5	1,695.3 r	1,716.9 r	1,671.1 r	1,924.3 r	6,674.6	1,883.9	1,651.4 r	1,698.5 r	1,569.7 r	1,755.0 r
New Zealand	196	366.5	108.6	86.0 r	91.3 r	88.1 r	101.1 r	660.9	135.4	130.7 r	169.2 r	167.9 r	193.0 r
Norway	142	76.4	12.8	19.5 r	17.5 r	18.1 r	21.3 r	312.0	103.1	55.8 r	84.2 r	80.6 r	91.4 r
San Marino	135	0.0	0.0 r	0.0 r	0.0 r	0.0 r	0.1	0.0 r	0.0 r	0.0 r	0.0 r
Singapore	576	11,246.4	2,950.8	2,811.3 r	2,894.2 r	2,616.3 r	2,924.6 r	14,548.3	4,182.9	3,166.7 r	3,632.6 r	3,605.7 r	4,143.3 r
Sweden	144	144.7	36.8	36.1 r	34.9 r	34.2 r	39.5 r	526.2	144.9	127.9 r	128.8 r	125.8 r	143.7 r
Switzerland	146	2,199.9	68.2	818.7 r	743.0 r	371.0 r	267.2 r	723.8	153.0	170.0 r	166.1 r	178.0 r	209.7 r
Taiwan Prov.of China	528	4,178.1	932.5	979.7 r	1,039.2 r	1,004.9 r	1,154.3 r	2,845.9	744.9	686.6 r	709.6 r	679.4 r	770.2 r
United Kingdom	112	1,590.4	358.4	385.5 r	403.1 r	376.0 r	425.8 r	893.8	231.5	201.8 r	216.4 r	220.3 r	255.3 r
United States	111	16,171.3	3,914.9	3,719.4 r	3,948.0 r	3,934.1 r	4,569.8 r	7,319.2	1,982.1	1,597.8 r	1,821.9 r	1,813.5 r	2,086.0 r
Emerg. & Dev. Economies	200	67,597.0	16,254.6	14,441.1	16,537.8	16,865.3	19,752.7	69,393.5	17,696.7	17,055.7	17,530.6	16,394.6	18,412.6
Emerg. & Dev. Asia	505	50,880.9	12,094.1	10,596.1	12,423.7	12,805.3	15,055.7	53,992.6	13,310.6	13,449.2	13,802.5	12,648.8	14,092.1
American Samoa	859	1.2	0.3	0.2 r	0.3 r	0.3 r	0.4 r	1.4	0.2	0.2 r	0.4 r	0.4 r	0.4 r
Bangladesh	513	1,266.7	288.8	376.2 r	340.3 r	268.5 r	281.7 r	68.4	15.2	16.4 r	17.5 r	16.2 r	18.2 r
Bhutan	514	0.1	0.1	0.0 r	0.0 r	0.0 r	0.0 r	0.0	0.0	0.0 r	0.0 r	0.0 r	0.0 r
Brunei Darussalam	516	88.7	24.5	26.1 r	25.8 r	18.5 r	18.3 r	72.2	50.6	9.2 r	20.7 r	19.8 r	22.4 r
Cambodia	522	425.4	112.5	113.7 r	109.9 r	96.0 r	105.8 r	25.3	5.6	6.6 r	6.5 r	5.8 r	6.4 r
China,P.R.: Mainland	924	16,785.6	3,887.0	3,374.6 r	4,080.5 r	4,275.2 r	5,055.4 r	30,800.4	7,738.7	7,549.1 r	7,786.8 r	7,282.7 r	8,181.9 r
Fiji	819	27.8	5.3	4.3 r	6.6 r	7.6 r	9.3 r	1.4	0.1	0.4 r	0.3 r	0.3 r	0.4 r
F.T. French Polynesia	887	8.1	3.8	1.7 r	2.0 r	2.1 r	2.4 r	0.5	0.1	0.2 r	0.1 r	0.1 r	0.1 r
F.T. New Caledonia	839	10.4	3.9	2.8 r	2.5 r	2.4 r	2.7 r	0.0	0.0	0.0 r
Guam	829	1.3	0.3	0.3 r	0.3 r	0.3 r	0.4 r	0.0	0.0	0.0 r	0.0 r	0.0 r	0.0 r
India	534	10,093.8	2,780.2	2,092.5 r	2,435.8 r	2,550.5 r	3,014.9 r	2,872.7	614.7	701.8 r	719.4 r	681.7 r	769.8 r
Kiribati	826	1.9	0.3	0.4 r	0.5 r	0.5 r	0.5 r	0.0	0.0 r	0.0 r	0.0 r	0.0 r
Lao People's Dem.Rep	544	5.9	1.7	1.9 r	1.7 r	1.1 r	1.1 r	3.9	0.0	0.7 r	1.1 r	1.0 r	1.2 r
Malaysia	548	7,112.0	1,661.6	1,613.7 r	1,766.7 r	1,731.9 r	1,999.7 r	7,200.9	1,887.3	1,720.8 r	1,854.0 r	1,712.3 r	1,913.8 r
Maldives	556	39.2	8.6	7.7 r	9.1 r	10.2 r	12.3 r	0.1	0.0 r	0.0 r	0.0 r	0.0 r
Marshall Islands	867	0.3	0.0 r	0.1 r	0.1 r	0.1 r	15.9	0.4 r	3.5 r	5.6 r	6.4 r

Indonesia (536)

In Millions of U.S. Dollars

		Exports (FOB)						Imports (CIF)					
		2016	2015Q4	2016Q1	2016Q2	2016Q3	2016Q4	2016	2015Q4	2016Q1	2016Q2	2016Q3	2016Q4
Micronesia	868	0.7	0.0 r	0.2 r	0.2 r	0.3 r	9.8	0.3 r	2.1 r	3.4 r	3.9 r
Mongolia	948	5.3	1.7	0.9 r	1.5 r	1.4 r	1.6 r	11.8	0.5	0.5 r	2.6 r	3.8 r	4.9 r
Myanmar	518	615.7	170.0	113.4 r	145.7 r	161.7 r	194.8 r	113.3	38.0	21.3 r	30.8 r	28.8 r	32.4 r
Nauru	836	0.2	0.2	0.1 r	0.1 r	0.1 r	0.1 r	0.0	0.0	0.0 r	0.0 r	0.0 r	0.0 r
Nepal	558	13.8	2.5	2.5 r	3.1 r	3.7 r	4.5 r	0.1	0.0	0.0 r	0.0 r	0.0 r	0.0 r
Palau	565	0.3	0.1	0.1 r	0.1 r	0.1 r	0.1 r	0.0	0.0 r	0.0 r	0.0 r	0.0 r
Papua New Guinea	853	150.2	36.4	36.6 r	39.1 r	35.2 r	39.3 r	26.1	4.2	5.1 r	6.9 r	6.6 r	7.5 r
Philippines	566	5,270.9	886.4	930.4 r	1,252.4 r	1,398.9 r	1,689.2 r	821.8	172.0	190.0 r	200.1 r	200.5 r	231.2 r
Samoa	862	6.1	1.7	1.5 r	1.5 r	1.4 r	1.7 r	0.7	1.2	0.6 r	0.0 r	0.0 r	0.0 r
Solomon Islands	813	11.8	2.0	2.4 r	2.8 r	3.0 r	3.6 r	0.2	0.2	0.2 r	0.0 r	0.0 r	0.0 r
Sri Lanka	524	262.2	80.9	56.0 r	62.8 r	65.7 r	77.7 r	44.3	10.1	11.5 r	11.9 r	10.1 r	10.8 r
Thailand	578	5,392.4	1,220.4	1,163.3 r	1,336.9 r	1,337.0 r	1,555.2 r	8,666.9	1,932.3	2,358.1 r	2,308.3 r	1,931.9 r	2,068.7 r
Timor-Leste	537	229.1	66.7	54.9 r	56.6 r	54.7 r	62.9 r	1.9	0.1	0.7 r	0.4 r	0.4 r	0.4 r
Tonga	866	3.1	0.7	0.5 r	0.7 r	0.9 r	1.1 r	0.0	0.0	0.0 r	0.0 r	0.0 r	0.0 r
Tuvalu	869	0.1	0.0 r	0.0 r	0.0 r	0.0 r
Vanuatu	846	3.7	1.0	1.0 r	1.0 r	0.8 r	0.8 r	0.0	0.0 r	0.0 r	0.0 r	0.0 r
Vietnam	582	3,045.5	843.5	616.0 r	737.0 r	775.0 r	917.6 r	3,228.4	837.2	851.9 r	828.7 r	736.9 r	810.9 r
Asia n.s.	598	1.5	0.8	0.4 r	0.4 r	0.3 r	0.4 r	4.0	2.1	3.2 r	0.3 r	0.3 r	0.3 r
Europe	170	3,315.9	769.2	741.8	819.6	812.5	942.0	2,397.0	811.1	566.8	547.7	588.6	693.9
Emerg. & Dev. Europe	903	1,662.4	441.7	435.0	419.4	381.0	426.9	717.8	172.7	196.5	169.6	164.4	187.3
Albania	914	10.5	1.8	2.0 r	2.3 r	2.8 r	3.4 r	0.2	0.0	0.0 r	0.1 r	0.1 r	0.1 r
Bosnia and Herzegovina	963	1.7	0.7	0.5 r	0.4 r	0.4 r	0.5 r	0.4	0.1	0.1 r	0.1 r	0.1 r	0.1 r
Bulgaria	918	44.6	10.6	10.2 r	10.9 r	10.9 r	12.7 r	99.8	26.2	42.9 r	18.7 r	17.9 r	20.3 r
Croatia	960	49.1	11.3	14.7 r	13.7 r	10.3 r	10.5 r	13.8	2.0	1.4 r	3.1 r	4.1 r	5.2 r
Faroe Islands	816	0.0	0.1	0.0 r	0.0 r	0.0 r	0.0 r
Hungary	944	60.8	12.8	13.7 r	15.0 r	14.8 r	17.2 r	61.5	26.1	12.5 r	15.5 r	15.5 r	17.9 r
Macedonia, FYR	962	0.5	0.3	0.1 r	0.1 r	0.1 r	0.2 r	1.4	0.0	1.3 r	0.0 r	0.0 r	0.0 r
Montenegro	943	3.7	0.6	0.7 r	0.8 r	1.0 r	1.2 r	0.0	0.0 r	0.0 r	0.0 r	0.0 r
Poland	964	370.0	96.1	94.6 r	92.9 r	85.8 r	96.8 r	143.1	39.3	34.7 r	36.5 r	33.9 r	38.0 r
Romania	968	92.5	23.1	21.8 r	22.8 r	22.3 r	25.6 r	42.1	6.3	7.7 r	10.2 r	11.1 r	13.1 r
Serbia, Republic of	942	2.8	0.8	0.6 r	0.7 r	0.7 r	0.8 r	32.2	2.3	11.3 r	6.9 r	6.6 r	7.5 r
Turkey	186	1,024.1	279.4	274.3 r	259.7 r	232.0 r	258.1 r	322.5	70.1	83.9 r	78.4 r	75.1 r	85.1 r
CIS	901	1,653.6	327.6	306.8	400.2	431.4	515.1	1,679.2	638.4	370.2	378.1	424.2	506.6
Armenia	911	2.2	0.6	0.4 r	0.5 r	0.6 r	0.7 r	0.0	0.0	0.0 r	0.0 r	0.0 r	0.0 r
Azerbaijan, Rep. of	912	1.0	0.9	0.3 r	0.3 r	0.2 r	0.3 r	46.8	202.9	43.2 r	1.2 r	1.1 r	1.3 r
Belarus	913	0.2	0.1	0.1 r	0.1 r	0.1 r	0.1 r	173.8	43.7	42.1 r	43.3 r	41.4 r	47.0 r
Georgia	915	57.9	14.6	10.3 r	12.9 r	15.5 r	19.1 r	0.3	0.2	0.1 r	0.1 r	0.1 r	0.1 r
Kazakhstan	916	7.2	0.7	0.6 r	1.6 r	2.2 r	2.8 r	15.3	4.6	4.1 r	3.7 r	3.5 r	4.0 r
Kyrgyz Republic	917	1.4	0.1	0.2 r	0.4 r	0.4 r	0.4 r	0.5	0.1	0.1 r	0.1 r	0.1 r	0.1 r
Moldova	921	0.4	0.1	0.1 r	0.1 r	0.1 r	0.1 r	18.7	6.7	8.3 r	3.4 r	3.3 r	3.7 r
Russian Federation	922	1,261.6	238.5	220.9 r	305.2 r	334.3 r	401.3 r	850.6	274.0	161.7 r	202.2 r	222.4 r	264.4 r
Tajikistan	923	1.0	0.0	0.1 r	0.3 r	0.3 r	0.3 r	0.0	0.0 r	0.0 r	0.0 r	0.0 r
Turkmenistan	925	6.8	0.5	3.4 r	1.1 r	1.1 r	1.3 r	3.2	5.3	1.5 r	0.6 r	0.5 r	0.6 r
Ukraine	926	310.4	70.1	69.3 r	76.9 r	76.1 r	88.1 r	562.3	98.7	107.5 r	121.6 r	149.9 r	183.3 r
Uzbekistan	927	3.5	1.3	1.1 r	0.9 r	0.7 r	0.7 r	7.7	2.2	1.6 r	2.0 r	1.9 r	2.2 r
Mid East, N Africa, Pak	440	7,868.4	2,009.2	1,894.0	1,953.1	1,874.7	2,146.5	6,259.0	1,770.5	1,492.1	1,507.3	1,513.5	1,746.1
Afghanistan, I.R. of	512	16.2	8.3	4.3 r	4.6 r	3.6 r	3.7 r	0.0	0.0 r
Algeria	612	133.7	30.8	25.0 r	32.9 r	34.7 r	41.1 r	51.3	29.1	49.3 r	0.7 r	0.6 r	0.7 r
Bahrain, Kingdom of	419	40.1	10.1	9.2 r	10.0 r	9.7 r	11.2 r	57.7	5.2	8.9 r	16.0 r	15.3 r	17.4 r
Djibouti	611	211.3	47.5	54.9 r	55.2 r	48.2 r	53.1 r	0.1	0.1 r
Egypt	469	1,110.4	281.6	224.6 r	259.0 r	284.9 r	342.1 r	352.1	59.4	133.5 r	96.0 r	63.2 r	59.3 r
Iran, I.R. of	429	235.2	44.3	26.2 r	53.1 r	69.0 r	86.9 r	103.4	16.6	14.0 r	24.5 r	29.2 r	35.7 r
Iraq	433	92.4	26.4	20.7 r	23.3 r	22.5 r	25.9 r	0.1	0.0	0.0 r	0.0 r	0.0 r	0.0 r
Jordan	439	90.2	22.6	23.0 r	23.0 r	20.9 r	23.4 r	165.8	37.9	47.8 r	40.2 r	36.8 r	41.0 r
Kuwait	443	117.9	30.4	26.2 r	29.8 r	28.8 r	33.1 r	293.1	174.3	120.0 r	68.5 r	51.7 r	52.9 r
Lebanon	446	76.4	17.9	21.7 r	19.4 r	16.8 r	18.4 r	0.4	0.4	0.1 r	0.1 r	0.1 r	0.1 r
Libya	672	19.6	6.9	5.8 r	4.7 r	4.3 r	4.8 r	29.3	0.0	2.9 r	8.7 r	8.3 r	9.4 r
Mauritania	682	71.0	18.1	18.3 r	16.8 r	16.7 r	19.3 r	0.4	0.1	0.0 r	0.1 r	0.1 r	0.1 r
Morocco	686	95.6	21.2	29.0 r	24.5 r	20.3 r	21.8 r	68.0	28.0	20.2 r	15.7 r	15.0 r	17.0 r
Oman	449	201.9	46.3	49.1 r	51.1 r	47.7 r	54.0 r	53.5	73.2	13.4 r	13.2 r	12.6 r	14.3 r

Indonesia (536)

In Millions of U.S. Dollars

		Exports (FOB)						Imports (CIF)					
		2016	2015Q4	2016Q1	2016Q2	2016Q3	2016Q4	2016	2015Q4	2016Q1	2016Q2	2016Q3	2016Q4
Pakistan	564	2,018.2	470.9	496.8 r	502.5 r	476.2 r	542.7 r	157.3	63.6	36.6 r	39.7 r	38.0 r	43.0 r
Qatar	453	57.5	14.2	12.0 r	13.7 r	14.6 r	17.3 r	857.4	167.7	177.7 r	203.7 r	218.4 r	257.6 r
Saudi Arabia	456	1,333.1	401.7	314.5 r	330.5 r	320.1 r	367.9 r	2,725.0	755.4	547.4 r	654.7 r	699.2 r	823.7 r
Somalia	726	41.3	9.4	9.1 r	10.5 r	10.1 r	11.6 r
Sudan	732	72.4	18.3	19.1 r	17.6 r	16.7 r	19.0 r	1.9	0.0	0.5 r	0.5 r	0.4 r	0.5 r
Syrian Arab Republic	463	25.9	10.5	4.9 r	6.0 r	6.8 r	8.2 r	1.7	0.8	0.6 r	0.4 r	0.3 r	0.4 r
Tunisia	744	38.0	8.8	8.0 r	7.6 r	9.9 r	12.4 r	22.8	2.9	3.9 r	5.8 r	6.0 r	7.0 r
United Arab Emirates	466	1,612.1	441.7	429.4 r	405.4 r	366.9 r	410.5 r	1,316.2	356.0	314.6 r	318.5 r	317.6 r	365.5 r
West Bank and Gaza	487	0.0	1.2	0.0 r	0.2	0.2 r
Yemen, Republic of	474	157.9	20.0	62.3 r	52.1 r	25.5 r	18.0 r	1.0	0.0	0.2 r	0.3 r	0.3 r	0.3 r
Sub-Saharan Africa	603	2,380.2	594.8	518.2	568.4	593.6	700.0	2,382.2	775.7	449.0	620.2	612.3	700.8
Angola	614	57.7	51.2	15.2 r	11.4 r	14.0 r	17.2 r	215.9	190.1	21.4 r	63.9 r	61.2 r	69.4 r
Benin	638	197.0	29.6	49.6 r	51.1 r	45.6 r	50.7 r	23.6	11.4	9.2 r	4.7 r	4.5 r	5.1 r
Botswana	616	0.0	0.1	0.0 r	0.0 r	0.0 r	0.0 r	0.0	0.0	0.0 r	0.0 r	0.0 r	0.0 r
Burkina Faso	748	12.9	4.0	3.8 r	3.0 r	2.9 r	3.3 r	28.1	6.1	5.9 r	6.5 r	7.2 r	8.5 r
Burundi	618	0.4	0.1	0.0 r	0.1 r	0.1 r	0.1 r
Cabo Verde	624	0.5	0.2	0.1 r	0.1 r	0.1 r	0.2 r	0.0	0.0 r
Cameroon	622	28.3	6.9	8.5 r	8.4 r	5.8 r	5.6 r	65.4	2.4	4.4 r	14.6 r	20.4 r	26.0 r
Central African Rep.	626	0.0	0.1	0.0 r	4.1	1.3	1.0 r	1.0 r	1.0 r	1.1 r
Chad	628	1.9	0.0	0.2 r	0.6 r	0.5 r	0.6 r	2.1	0.0	0.3 r	0.6 r	0.6 r	0.6 r
Comoros	632	2.1	0.5	0.5 r	0.5 r	0.5 r	0.6 r	0.4	0.4 r
Congo, Dem. Rep. of	636	9.4	0.9 r	2.8 r	2.8 r	2.8 r	26.8	2.7 r	8.0 r	8.0 r	8.0 r
Congo, Republic of	634	47.3	5.8	6.3 r	10.1 r	13.6 r	17.3 r	157.2	125.4	29.6 r	41.9 r	40.2 r	45.5 r
Côte d'Ivoire	662	52.1	8.7	7.9 r	11.8 r	14.5 r	17.9 r	52.6	18.2	16.2 r	13.2 r	11.2 r	12.1 r
Equatorial Guinea	642	2.8	1.0	0.5 r	0.7 r	0.7 r	0.9 r	26.7	26.7 r
Eritrea	643	0.3	0.5	0.1 r	0.1 r	0.1 r	0.1 r	0.0	0.0	0.0 r
Ethiopia	644	42.4	10.0	11.1 r	11.4 r	9.6 r	10.4 r	23.7	2.6	7.8 r	6.6 r	4.7 r	4.6 r
Gabon	646	10.5	4.7	2.9 r	2.8 r	2.3 r	2.5 r	75.5	0.0	7.5 r	22.3 r	21.4 r	24.2 r
Gambia, The	648	24.9	6.2	10.1 r	6.2 r	4.3 r	4.2 r	0.0	0.0	0.0 r	0.0 r	0.0 r	0.0 r
Ghana	652	109.9	25.6	26.2 r	27.3 r	26.3 r	30.1 r	0.7	0.0	0.4 r	0.1 r	0.1 r	0.1 r
Guinea	656	29.7	15.0	10.9 r	6.1 r	5.9 r	6.8 r	0.3	0.3	0.0 r	0.1 r	0.1 r	0.1 r
Guinea-Bissau	654	2.7	0.3	0.4 r	0.8 r	0.7 r	0.8 r
Kenya	664	200.8	38.6	40.2 r	47.6 r	51.5 r	61.5 r	9.8	3.1	2.5 r	2.4 r	2.3 r	2.6 r
Lesotho	666	0.0	0.0	0.0 r	0.1	0.0 r	0.0 r	0.0 r	0.0 r
Liberia	668	19.4	5.5	2.6 r	4.2 r	5.6 r	7.0 r	4.1	0.0	0.4 r	1.2 r	1.2 r	1.3 r
Madagascar	674	46.0	11.2	11.9 r	11.7 r	10.6 r	11.8 r	54.8	1.2	3.7 r	11.9 r	17.2 r	22.0 r
Malawi	676	11.2	2.8	1.7 r	2.6 r	3.1 r	3.8 r	6.0	1.6	1.1 r	1.6 r	1.5 r	1.8 r
Mali	678	5.6	0.7	1.5 r	1.6 r	1.2 r	1.3 r	26.8	6.1	5.5 r	7.0 r	6.7 r	7.6 r
Mauritius	684	49.7	12.7	10.8 r	12.0 r	12.4 r	14.5 r	0.9	0.3	0.2 r	0.2 r	0.2 r	0.3 r
Mozambique	688	35.1	13.5	3.7 r	8.1 r	10.3 r	13.0 r	8.9	2.7	1.9 r	2.3 r	2.2 r	2.5 r
Namibia	728	0.8	0.6	0.2 r	0.1 r	0.2 r	0.2 r	3.7	1.5	1.0 r	0.9 r	0.8 r	1.0 r
Niger	692	9.8	1.1	2.0 r	2.4 r	2.5 r	2.9 r	0.0	0.0	0.0 r
Nigeria	694	310.8	83.7	80.2 r	74.6 r	72.5 r	83.5 r	1,108.5	294.9	204.1 r	297.2 r	284.6 r	322.6 r
Rwanda	714	6.2	0.1	2.5 r	1.9 r	1.0 r	0.8 r	0.0	0.0 r
São Tomé & Príncipe	716	0.6	0.3	0.0 r	0.1 r	0.2 r	0.3 r	0.1	0.0	0.0 r	0.0 r	0.0 r	0.0 r
Senegal	722	72.6	24.4	16.7 r	18.6 r	17.5 r	19.8 r	9.8	0.6	2.2 r	2.5 r	2.4 r	2.7 r
Seychelles	718	4.2	0.7	0.7 r	1.0 r	1.1 r	1.4 r	6.6	1.0	1.0 r	1.9 r	1.8 r	2.0 r
Sierra Leone	724	26.9	6.1	5.9 r	6.0 r	6.8 r	8.3 r	0.4	0.0	0.0 r	0.1 r	0.1 r	0.1 r
South Africa	199	727.9	148.1	138.8 r	171.7 r	189.5 r	227.9 r	290.8	60.8	56.9 r	72.9 r	74.5 r	86.5 r
Swaziland	734	1.6	0.2	0.3 r	0.4 r	0.4 r	0.5 r	1.1	0.2	0.3 r	0.3 r	0.3 r	0.3 r
Tanzania	738	154.5	37.0	31.9 r	33.2 r	40.1 r	49.3 r	68.9	12.9	9.6 r	15.0 r	19.7 r	24.6 r
Togo	742	52.1	34.9	9.3 r	12.7 r	13.8 r	16.5 r	10.2	4.0	1.8 r	2.6 r	2.7 r	3.1 r
Uganda	746	6.4	1.2	1.5 r	1.6 r	1.5 r	1.8 r	15.7	2.6	4.0 r	3.9 r	3.7 r	4.2 r
Zambia	754	2.0	0.5	0.2 r	0.4 r	0.6 r	0.7 r	19.7	7.6	7.7 r	3.9 r	3.8 r	4.3 r
Zimbabwe	698	3.1	0.5	0.4 r	0.7 r	0.9 r	1.1 r	32.2	16.6	11.5 r	8.7 r	6.1 r	5.9 r
Africa n.s.	799	0.1	0.0	0.0	0.0 r	0.0 r	0.0 r	0.0 r
Western Hemisphere	205	3,151.6	787.4	690.9	773.0	779.2	908.5	4,362.7	1,028.8	1,098.7	1,052.8	1,031.5	1,179.6
Anguilla	312	0.2	0.0 r	0.0 r	0.1 r	0.1 r	0.1	0.0 r	0.0 r	0.0 r	0.0 r
Antigua and Barbuda	311	1.1	0.0	0.1 r	0.3 r	0.3 r	0.4 r	0.1	0.0	0.0 r	0.0 r	0.0 r	0.0 r
Argentina	213	219.6	52.8	45.5 r	52.8 r	55.5 r	65.7 r	1,373.6	283.3	238.7 r	345.3 r	363.3 r	426.4 r

Indonesia (536)

In Millions of U.S. Dollars

		Exports (FOB)						Imports (CIF)					
		2016	2015Q4	2016Q1	2016Q2	2016Q3	2016Q4	2016	2015Q4	2016Q1	2016Q2	2016Q3	2016Q4
Aruba	314	0.9	0.2	0.3 r	0.2 r	0.2 r	0.2 r	0.0	0.0 r	0.0 r	0.0 r	0.0 r
Bahamas, The	313	0.6	0.1	0.3 r	0.2 r	0.1 r	0.1 r	0.0	0.0	0.0 r	0.0 r	0.0 r	0.0 r
Barbados	316	2.9	0.5	0.5 r	0.7 r	0.8 r	0.9 r	0.1	0.0	0.0 r	0.0 r	0.0 r	0.0 r
Belize	339	0.7	0.2	0.2 r	0.2 r	0.2 r	0.2 r	2.1	1.5	0.9 r	0.4 r	0.4 r	0.4 r
Bermuda	319	1.5	0.4	0.4 r	0.4 r	0.3 r	0.3 r	1.7	0.3	0.4 r	0.4 r	0.4 r	0.5 r
Bolivia	218	8.8	3.7	1.4 r	2.4 r	2.3 r	2.7 r	0.3	0.1	0.1 r	0.1 r	0.1 r	0.1 r
Brazil	223	1,102.0	274.5	244.2 r	275.8 r	270.2 r	311.9 r	2,402.4	606.2	693.3 r	558.6 r	538.5 r	612.0 r
Chile	228	143.8	39.7	31.5 r	34.3 r	35.8 r	42.3 r	83.3	45.6	29.1 r	21.4 r	16.2 r	16.6 r
Colombia	233	125.0	28.4	31.2 r	30.6 r	29.4 r	33.7 r	8.2	1.2	2.0 r	2.1 r	1.9 r	2.1 r
Costa Rica	238	54.0	7.3	6.1 r	12.0 r	15.8 r	20.0 r	5.2	0.3	0.8 r	1.5 r	1.4 r	1.6 r
Curacao	354	3.8	0.1 r	0.8 r	1.3 r	1.5 r	2.0	0.1 r	0.4 r	0.7 r	0.8 r
Dominica	321	0.6	0.1	0.1 r	0.1 r	0.2 r	0.2 r	0.8	0.0	0.2 r	0.2 r	0.2 r	0.2 r
Dominican Republic	243	51.8	8.7	14.0 r	13.7 r	11.6 r	12.5 r	9.5	0.4	1.4 r	2.7 r	2.6 r	2.9 r
Ecuador	248	57.5	12.3	10.0 r	13.9 r	15.3 r	18.3 r	48.4	6.9	10.1 r	12.6 r	12.0 r	13.7 r
El Salvador	253	15.3	3.0	2.9 r	3.9 r	4.0 r	4.7 r	7.4	0.0	0.9 r	2.1 r	2.0 r	2.3 r
Greenland	326	0.0	0.0	0.0 r	0.0 r	0.0 r	0.0 r	0.2	0.0 r	0.1 r	0.1 r	0.1 r
Grenada	328	0.8	0.1	0.3 r	0.3 r	0.2 r	0.1 r	0.0	0.0 r	0.0 r	0.0 r	0.0 r
Guatemala	258	38.9	7.7	6.4 r	9.0 r	10.5 r	12.9 r	9.1	0.1	0.9 r	2.7 r	2.6 r	2.9 r
Guyana	336	2.0	0.5	0.3 r	0.5 r	0.5 r	0.7 r	0.2	0.0	0.0 r	0.1 r	0.1 r	0.1 r
Haiti	263	108.5	20.5	24.7 r	27.1 r	26.3 r	30.3 r	0.2	0.0	0.0 r	0.0 r	0.0 r	0.0 r
Honduras	268	13.1	3.2	2.8 r	3.2 r	3.3 r	3.8 r	12.4	0.2	1.3 r	3.6 r	3.5 r	4.0 r
Jamaica	343	19.7	3.6	3.5 r	5.0 r	5.2 r	6.1 r	0.1	0.0	0.1 r	0.0 r	0.0 r	0.0 r
Mexico	273	815.1	213.5	195.5 r	199.1 r	195.2 r	225.3 r	177.0	40.9	44.5 r	43.0 r	41.8 r	47.6 r
Netherlands Antilles	353	0.4	0.9	0.4 r	0.5	0.5	0.5 r
Nicaragua	278	15.5	2.0	2.4 r	3.8 r	4.2 r	5.1 r	2.6	0.0	0.3 r	0.8 r	0.7 r	0.8 r
Panama	283	98.6	29.2	13.9 r	23.1 r	27.6 r	34.0 r	51.9	18.0	8.6 r	14.2 r	13.6 r	15.5 r
Paraguay	288	18.9	5.8	5.3 r	4.7 r	4.2 r	4.7 r	68.8	6.2	21.3 r	15.6 r	14.9 r	16.9 r
Peru	293	159.1	50.6	35.0 r	38.9 r	39.3 r	45.9 r	59.3	10.9	21.5 r	18.7 r	10.5 r	8.6 r
St. Kitts and Nevis	361	1.0	0.5	0.1 r	0.2 r	0.3 r	0.4 r	0.0	0.1	0.0 r
St. Lucia	362	1.0	0.1	0.1 r	0.2 r	0.3 r	0.4 r	0.0	0.0	0.0 r	0.0 r	0.0 r	0.0 r
St. Vincent & Grens.	364	0.3	0.1	0.0 r	0.1 r	0.1 r	0.1 r	0.2	0.4	0.0 r	0.1 r	0.1 r	0.1 r
Suriname	366	5.1	3.2	1.0 r	1.3 r	1.3 r	1.5 r
Trinidad and Tobago	369	17.2	3.3	3.3 r	4.2 r	4.5 r	5.3 r	2.6	0.0	2.5 r	0.0 r	0.0 r	0.0 r
Uruguay	298	29.9	7.1	5.0 r	6.7 r	8.2 r	10.1 r	25.1	3.3	16.8 r	4.4 r	2.2 r	1.7 r
Venezuela, Rep. Bol.	299	13.4	2.3	1.0 r	2.9 r	4.1 r	5.3 r	0.3	0.0	0.0 r	0.1 r	0.1 r	0.1 r
Western Hem. n.s.	399	2.7	1.1	0.8 r	0.6 r	0.6 r	0.7 r	6.8	2.2	2.3 r	1.5 r	1.4 r	1.6 r
Other Countries n.i.e	910	13.3	3.3	5.3	3.7	2.3	2.0	3.0	1.2	0.6	0.8	0.7	0.8
Cuba	928	12.8	2.7	5.2 r	3.6 r	2.1 r	1.9 r	1.8	0.7	0.4 r	0.4 r	0.4 r	0.5 r
Korea, Dem. People's Rep.	954	0.5	0.6	0.1 r	0.1 r	0.1 r	0.1 r	1.2	0.5	0.2 r	0.3 r	0.3 r	0.4 r
Special Categories	899	154.6	25.1	36.2 r	38.9 r	37.3 r	42.2 r
Countries & Areas n.s.	898	100.3	10.0 r	30.1 r	30.1 r	30.1 r
Memorandum Items													
Africa	605	3,043.5	748.9	681.5	733.5	750.2	878.3	2,526.8	835.8	523.1	642.9	634.5	726.2
Middle East	405	5,170.6	1,375.9	1,229.7	1,280.9	1,238.3	1,421.7	5,957.1	1,646.9	1,381.3	1,444.9	1,453.3	1,677.7
European Union	998	14,480.7	3,597.6	3,444.7	3,563.5	3,472.5	4,000.0	10,776.1	2,739.6	2,622.9	2,627.3	2,577.8	2,948.2
Export earnings: fuel	080	6,248.7	1,601.2	1,438.9	1,550.9	1,514.1	1,744.9	8,123.7	2,733.6	1,773.0	1,978.4	2,023.1	2,349.1
Export earnings: nonfuel	092	138,766.1	33,548.2	32,175.4	34,561.3	33,509.7	38,519.6	126,518.7	31,972.1	30,202.4	31,944.2	30,243.5	34,128.6

Iran, Islamic Republic of (429)

In Millions of U.S. Dollars

		Exports (FOB)						Imports (CIF)					
		2016	2015Q4	2016Q1	2016Q2	2016Q3	2016Q4	2016	2015Q4	2016Q1	2016Q2	2016Q3	2016Q4
IFS World	
World	001	47,335.5	8,559.8	8,036.8	11,265.0	13,206.3	14,827.4	64,306.9	14,380.6	12,568.5	16,724.4	16,536.2	18,477.7
Advanced Economies	110	14,790.9	1,696.7	1,868.6	3,187.2	4,666.7	5,068.4	15,252.4	3,402.8	3,139.0	3,662.8	3,896.4	4,554.2
Euro Area	163	5,355.5	313.7	368.3	1,122.6	1,941.5	1,923.0	7,031.0	1,562.5	1,384.3	1,733.4	1,759.1	2,154.2
Austria	122	98.4 e	4.8 e	3.9 e	3.6 e	2.9 e	88.0 e	512.2	136.9 r	104.5 r	140.7 r	112.1 r	154.9 r
Belgium	124	177.8 e	25.1 e	35.0 e	19.7 e	29.7 e	93.4 e	498.4	104.6 r	74.8 r	122.5 r	136.2 r	164.9 r
Cyprus	423	0.6 e	0.1 e	0.2 e	0.1 e	0.1 e	0.3 e	181.3	46.1 r	45.3 r	45.0 r	45.1 r	46.0 r
Estonia	939	0.0 e	0.0 e	0.0 e	0.0 e	0.0 e	9.1	0.8 r	0.6 r	0.7 r	1.0 r	6.8 r
Finland	172	0.4 e	0.0 e	0.1 e	0.1 e	0.1 e	0.1 e	99.5	10.4 r	23.2 r	17.7 r	22.9 r	35.7 r
France	132	1,425.4 e	6.3 e	8.4 e	239.7 e	657.5 e	519.8 e	656.4	136.5 r	119.0 r	149.7 r	154.1 r	233.5 r
Germany	134	301.3 e	75.6 e	89.6 e	68.4 e	75.8 e	67.5 e	2,548.4	581.5 r	491.0 r	640.5 r	626.1 r	790.9 r
Greece	174	776.3 e	6.0 e	8.2 e	242.5 e	262.4 e	263.2 e	21.0	3.4 r	3.8 r	5.0 r	7.0 r	5.2 r
Ireland	178	0.3 e	0.1 e	0.2 e	0.0 e	0.1 e	0.0 e	136.8	39.9 r	13.5 r	33.5 r	47.0 r	42.7 r
Italy	136	1,083.0 e	118.8 e	103.8 e	103.0 e	335.1 e	541.1 e	1,133.3	253.2 r	223.8 r	269.0 r	297.5 r	343.1 r
Latvia	941	0.1 e	0.0 e	0.1 e	0.0 e	0.0 e	0.0 e	2.6	0.2 r	0.2 r	0.2 r	1.4 r	0.9 r
Lithuania	946	4.3 e	0.9 e	1.7 e	0.7 e	0.8 e	1.2 e	0.7	0.9 r	0.5 r	0.0 r	0.1 r	0.1 r
Luxembourg	137	0.1 e	0.1 e	0.0 e	0.0 e	0.0 e	15.3	3.0 r	3.7 r	3.5 r	4.1 r	4.0 r
Malta	181	0.3 e	0.0 e	0.1 e	0.2 e	0.0 e	0.1 e	1.1	0.0 r	0.0 r	0.3 r	0.8 r
Netherlands	138	525.3 e	9.5 e	17.0 e	182.2 e	288.2 e	37.9 e	891.2	174.6 r	227.7 r	228.6 r	221.7 r	213.2 r
Portugal	182	35.8 e	14.8 e	11.9 e	16.0 e	7.4 e	0.6 e	29.6	5.8 r	2.9 r	4.4 r	8.1 r	14.2 r
Slovak Republic	936	10.2 e	2.3 e	2.9 e	2.7 e	1.9 e	2.7 e	14.9	4.2 r	2.8 r	5.8 r	2.7 r	3.6 r
Slovenia	961	2.0 e	0.4 e	0.2 e	0.4 e	0.8 e	0.6 e	17.5	3.1 r	3.9 r	2.9 r	4.6 r	6.1 r
Spain	184	913.6 e	48.8 e	84.9 e	243.3 e	278.9 e	306.5 e	261.5	57.4 r	43.1 r	63.7 r	67.2 r	87.4 r
Australia	193	73.6 e	5.4 e	7.9 e	25.0 e	14.9 e	25.7 e	27.8	3.3 r	8.7 r	8.2 r	2.7 r	8.1 r
Canada	156	35.0 e	4.6 e	11.0 e	6.7 e	6.4 e	10.8 e	140.1	70.1 r	37.3 r	9.5 r	10.0 r	83.3 r
China,P.R.: Hong Kong	532	242.7 e	181.5 e	91.1 e	17.3 e	23.2 e	111.1 e	143.8	24.4 r	39.2 r	36.5 r	39.2 r	28.9 r
China,P.R.: Macao	546	0.1 e	0.0 e	0.0 e	0.0 e	0.1 e	0.0	0.0 r	0.0 r
Czech Republic	935	3.1 e	0.7 e	1.1 e	0.5 e	0.7 e	0.8 e	29.2	6.0 r	4.2 r	7.2 r	8.0 r	9.8 r
Denmark	128	11.8 e	2.4 e	6.0 e	1.1 e	1.6 e	3.2 e	192.1	37.8 r	48.4 r	47.0 r	50.1 r	46.6 r
Iceland	176	0.8 e	0.2 e	0.2 e	0.2 e	0.2 e	0.2 e	0.2	0.1 r	0.0 r
Japan	158	3,170.2 e	671.9 e	604.9 e	663.0 e	1,062.2 e	840.1 e	471.2	66.1 r	67.3 r	88.3 r	144.4 r	171.2 r
Korea, Republic of	542	4,509.1 e	360.2 e	613.2 e	958.4 e	1,275.3 e	1,662.2 e	2,775.3	597.3 r	503.6 r	666.3 r	797.9 r	807.5 r
New Zealand	196	3.3 e	0.5 e	0.9 e	0.9 e	0.7 e	0.9 e	42.9	7.8 r	21.1 r	7.3 r	8.0 r	6.6 r
Norway	142	5.0 e	1.9 e	0.9 e	0.9 e	1.0 e	2.1 e	18.7	2.8 r	4.6 r	5.0 r	4.2 r	4.9 r
San Marino	135	0.1	0.0 r	0.0 r	0.0 r	0.0 r	0.0 r
Singapore	576	510.2 e	2.6 e	40.7 e	135.2 e	178.4 e	155.9 e	762.8	182.3 r	176.6 r	180.3 r	200.8 r	205.1 r
Sweden	144	12.7 e	3.6 e	3.2 e	3.1 e	2.5 e	3.8 e	275.9	41.2 r	69.4 r	64.0 r	51.0 r	91.6 r
Switzerland	146	20.4 e	5.9 e	6.4 e	4.9 e	4.8 e	4.4 e	2,335.8	588.1 r	570.7 r	558.8 r	574.3 r	632.0 r
Taiwan Prov.of China	528	698.6 e	124.9 e	90.2 e	196.5 e	119.0 e	292.9 e	483.1	89.3 r	101.9 r	112.6 r	128.0 r	140.6 r
United Kingdom	112	57.8 e	6.4 e	9.9 e	28.7 e	10.5 e	8.8 e	419.2	65.7 r	71.1 r	125.6 r	93.0 r	129.6 r
United States	111	81.1 e	10.2 e	12.5 e	22.3 e	23.8 e	22.5 e	103.1	58.2 r	30.5 r	12.6 r	25.8 r	34.3 r
Emerg. & Dev. Economies	200	32,540.4	6,861.9	6,167.2	8,076.7	8,538.5	9,757.9	39,151.4	8,731.9	7,522.4	10,470.5	10,154.9	11,003.6
Emerg. & Dev. Asia	505	22,347.2	4,238.5	3,699.9	5,626.7	6,139.6	6,880.9	10,880.3	2,708.0	2,253.4	2,792.7	2,692.2	3,142.0
American Samoa	859	0.7	0.2 r	0.1 r	0.2 r	0.2 r	0.2 r
Bangladesh	513	0.2 e	0.1 e	0.1 e	0.1 e	0.1 e	0.1 e	27.8	7.3 r	5.4 r	7.3 r	7.0 r	8.2 r
Brunei Darussalam	516	0.1 e	0.0 e	0.0 e	0.0 e	0.0 e	0.0 e	0.0 e	0.0 e	0.0 e	0.0 e	0.0 e	0.0 e
Cambodia	522	0.2 e	0.1 e	0.1 e	0.1 e	0.1 e	0.1 e
China,P.R.: Mainland	924	14,074.7 e	2,960.2 e	2,525.9 e	3,810.8 e	3,645.2 e	4,092.9 e	8,417.3	2,014.8 r	1,639.7 r	2,121.8 r	2,115.6 r	2,540.2 r
F.T. New Caledonia	839	0.1 e	0.0 e	0.0 e	0.0 e	0.0 e	0.0 e
India	534	7,815.8 e	1,237.8 e	1,111.2 e	1,710.1 e	2,373.3 e	2,621.2 e	1,447.1	436.3 r	376.9 r	419.1 r	328.8 r	322.3 r
Indonesia	536	97.6 e	15.6 e	13.2 e	23.1 e	27.6 e	33.7 e	30.7	11.5 r	5.8 r	8.1 r	7.7 r	9.1 r
Malaysia	548	146.1 e	6.3 e	8.8 e	16.7 e	51.7 e	68.8 e	213.3	72.7 r	74.2 r	47.4 r	42.1 r	49.5 r
Mongolia	948	0.3 e	0.1 e	0.1 e	0.1 e	0.1 e	0.1 e	5.8	1.4 r	1.4 r	1.4 r	1.4 r	1.4 r
Myanmar	518	58.2 e	16.2 e	14.5 e	13.5 e	14.0 e	16.2 e
Nepal	558	0.3 e	0.1 e	0.0 e	0.1 e	0.1 e	0.1 e	0.0	0.0 r	0.0 r	0.0 r	0.0 r	0.0 r
Papua New Guinea	853	0.1 e	0.0 e	0.0 e	0.0 e	0.0 e	0.0 e
Philippines	566	1.6 e	0.1 e	0.4 e	0.4 e	0.4 e	0.4 e	179.1	37.0 r	41.2 r	45.5 r	44.8 r	47.6 r
Sri Lanka	524	6.6 e	0.6 e	2.5 e	1.0 e	1.5 e	1.6 e	62.7	17.5 r	12.8 r	15.7 r	15.7 r	18.5 r
Thailand	578	145.4 e	1.3 e	23.2 e	50.8 e	25.6 e	45.9 e	72.7	13.3 r	14.4 r	15.5 r	22.6 r	20.1 r
Vietnam	582	14.8	3.3 r	2.8 r	3.9 r	3.7 r	4.4 r

Iran, Islamic Republic of (429)

In Millions of U.S. Dollars

		Exports (FOB)						Imports (CIF)					
		2016	2015Q4	2016Q1	2016Q2	2016Q3	2016Q4	2016	2015Q4	2016Q1	2016Q2	2016Q3	2016Q4
Asia n.s.	598	408.3	92.6 r	78.6 r	106.8 r	102.4 r	120.4 r
Europe	170	5,500.3	1,466.5	1,312.3	1,248.3	1,348.8	1,591.0	8,761.8	1,609.7	1,502.8	2,620.6	2,479.2	2,159.2
Emerg. & Dev. Europe	903	4,752.3	1,240.3	1,108.1	1,054.8	1,177.7	1,411.7	5,574.1	1,094.1	964.2	1,839.1	1,410.9	1,359.9
Albania	914	2.3 e	0.4 e	0.4 e	0.6 e	0.6 e	0.6 e
Bosnia and Herzegovina	963	2.4 e	0.6 e	0.5 e	0.6 e	0.6 e	0.6 e	1.8	0.4 r	0.3 r	0.5 r	0.4 r	0.5 r
Bulgaria	918	26.1 e	10.6 e	6.7 e	7.6 e	6.0 e	5.8 e	76.9	20.4 r	22.3 r	6.1 r	29.5 r	19.0 r
Croatia	960	0.6 e	0.3 e	0.2 e	0.1 e	0.1 e	0.2 e	4.8	0.8 r	0.7 r	1.9 r	0.5 r	1.7 r
Faroe Islands	816	0.1 e	0.0 e	0.0 e	0.0 e	0.0 e	0.0 e
Hungary	944	44.8 e	1.3 e	0.7 e	0.9 e	0.6 e	42.6 e	35.4	8.3 r	5.3 r	8.5 r	8.6 r	13.0 r
Macedonia, FYR	962	4.5 e	0.8 e	0.9 e	1.2 e	1.2 e	1.2 e	6.0	1.4 r	1.2 r	1.6 r	1.5 r	1.8 r
Montenegro	943	0.6 e	0.1 e	0.1 e	0.1 e	0.1 e	0.4 e	1.5	0.4 r	0.4 r	0.4 r	0.4 r	0.4 r
Poland	964	120.4 e	5.3 e	4.8 e	9.8 e	95.3 e	10.4 e	40.1	8.6 r	6.0 r	9.5 r	9.6 r	15.1 r
Romania	968	108.6 e	2.8 e	21.9 e	26.6 e	12.7 e	47.4 e	464.9	66.4 r	59.2 r	100.1 r	147.4 r	158.2 r
Serbia, Republic of	942	8.2 e	1.6 e	1.7 e	2.7 e	2.0 e	1.9 e	3.5	1.0 r	1.2 r	0.8 r	0.7 r	0.8 r
Turkey	186	4,433.8 e	1,216.4 e	1,070.1 e	1,004.6 e	1,058.5 e	1,300.5 e	4,939.3	986.5 r	867.7 r	1,709.8 r	1,212.2 r	1,149.6 r
CIS	901	748.0	226.3	204.2	193.4	171.0	179.3	3,184.8	514.9	538.0	780.7	1,067.6	798.4
Armenia	911	154.6 e	49.5 e	35.2 e	36.2 e	43.6 e	39.6 e	24.9	6.5 r	5.4 r	6.2 r	6.0 r	7.3 r
Azerbaijan, Rep. of	912	56.9 e	18.8 e	13.0 e	14.9 e	16.0 e	13.1 e	14.5	3.3 r	2.8 r	3.8 r	3.6 r	4.3 r
Belarus	913	5.3 e	5.0 e	1.8 e	1.4 e	0.7 e	1.5 e	22.6	2.3 r	2.1 r	6.3 r	5.0 r	9.4 r
Georgia	915	79.7 e	20.2 e	13.8 e	21.3 e	26.0 e	18.6 e	30.8	6.4 r	4.0 r	6.7 r	8.9 r	11.2 r
Kazakhstan	916	43.0 e	13.8 e	8.8 e	11.9 e	10.7 e	11.6 e	160.1	36.0 r	30.7 r	41.8 r	40.2 r	47.4 r
Kyrgyz Republic	917	6.2 e	1.2 e	1.1 e	1.7 e	1.7 e	1.7 e	4.6	1.0 r	0.9 r	1.2 r	1.2 r	1.4 r
Moldova	921	1.5 e	0.3 e	0.3 e	0.4 e	0.4 e	0.4 e	0.2	0.0 r	0.0 r	0.1 r	0.0 r	0.1 r
Russian Federation	922	234.0 e	67.6 e	103.5 e	57.8 e	29.0 e	43.6 e	2,540.4	406.9 r	426.8 r	633.4 r	952.5 r	527.8 r
Tajikistan	923	129.2 e	42.5 e	19.6 e	38.2 e	32.8 e	38.5 e	19.4	4.4 r	3.7 r	5.1 r	4.9 r	5.7 r
Ukraine	926	37.7 e	7.4 e	7.1 e	9.8 e	10.2 e	10.6 e	262.4	24.3 r	41.4 r	48.8 r	19.1 r	153.1 r
Uzbekistan	927	104.8	23.8 r	20.2 r	27.4 r	26.3 r	30.9 r
Europe n.s.	884	2.9	0.7 r	0.6 r	0.8 r	0.7 r	0.8 r
Mid East, N Africa, Pak	440	4,434.6	1,117.4	1,121.4	1,134.2	989.2	1,189.8	18,575.4	4,199.1	3,574.5	4,857.4	4,663.1	5,480.4
Afghanistan, I.R. of	512	1,915.0 e	432.6 e	541.7 e	493.2 e	378.6 e	501.4 e	11.5	2.6 r	2.2 r	3.0 r	2.9 r	3.4 r
Algeria	612	10.1 e	2.6 e	2.5 e	2.6 e	2.5 e	2.5 e
Bahrain, Kingdom of	419	14.8 e	4.5 e	3.8 e	3.7 e	3.4 e	3.9 e	19.8	4.5 r	3.8 r	5.2 r	5.0 r	5.8 r
Djibouti	611	4.4 e	1.2 e	0.9 e	1.2 e	1.1 e	1.2 e	0.0	0.0 r	0.0 r	0.0 r	0.0 r	0.0 r
Egypt	469	14.8 e	4.9 e	4.5 e	4.1 e	3.2 e	3.0 e	18.6	2.7 r	3.6 r	4.9 r	4.7 r	5.5 r
Iraq	433	98.3	22.3 r	18.9 r	25.7 r	24.7 r	29.0 r
Jordan	439	104.5 e	41.4 e	33.4 e	34.2 e	17.5 e	19.4 e	15.1	5.0 r	4.9 r	6.0 r	3.8 r	0.4 r
Kuwait	443	192.0 e	56.4 e	45.3 e	49.8 e	44.2 e	52.7 e	84.3	19.1 r	16.2 r	22.0 r	21.1 r	24.8 r
Lebanon	446	42.4 e	15.1 e	13.3 e	8.9 e	7.5 e	12.7 e	43.2	11.2 r	10.5 r	9.4 r	10.7 r	12.6 r
Libya	672	1.6 e	0.4 e	0.4 e	0.4 e	0.4 e	0.4 e
Mauritania	682	0.1 e	0.0 e	0.0 e	0.0 e	0.0 e	0.0 e	0.0 e	0.0 e	0.0 e	0.0 e
Morocco	686	0.1 e	0.1 e	0.0 e	0.0 e	0.0 e	0.0 e	1.5	0.2 r	0.3 r	0.4 r	0.4 r	0.4 r
Oman	449	597.0 e	201.6 e	140.9 e	147.1 e	158.4 e	150.6 e	71.5	16.2 r	13.8 r	18.7 r	17.9 r	21.1 r
Pakistan	564	250.5 e	67.9 e	58.1 e	66.2 e	60.9 e	65.3 e	276.6	62.7 r	53.3 r	72.4 r	69.4 r	81.6 r
Qatar	453	93.9 e	28.8 e	26.9 e	24.1 e	21.3 e	21.5 e	4.2	0.9 r	0.8 r	1.1 r	1.0 r	1.2 r
Saudi Arabia	456	139.0 e	47.2 e	39.4 e	37.6 e	30.7 e	31.3 e	126.8	28.8 r	24.4 r	33.2 r	31.8 r	37.4 r
Sudan	732	27.2 e	8.1 e	3.6 e	7.0 e	6.9 e	9.7 e	0.1	0.0 r	0.0 r	0.0 r	0.0 r	0.0 r
Syrian Arab Republic	463	80.0 e	23.9 e	19.7 e	19.3 e	18.7 e	22.3 e	23.3	5.3 r	4.5 r	6.1 r	5.8 r	6.9 r
Tunisia	744	4.3 e	1.1 e	1.1 e	1.1 e	1.0 e	1.1 e	2.9	0.7 r	0.6 r	0.8 r	0.7 r	0.9 r
United Arab Emirates	466	929.1 e	176.6 e	182.1 e	229.1 e	230.1 e	287.7 e	17,777.8	4,017.0 r	3,416.7 r	4,648.6 r	4,463.1 r	5,249.4 r
Yemen, Republic of	474	13.8 e	3.0 e	3.5 e	4.5 e	2.8 e	3.0 e	0.0	0.0 r	0.0 r	0.0 r	0.0 r	0.0 r
Sub-Saharan Africa	603	126.2	28.4	24.5	29.9	35.0	36.8	63.7	14.0	12.4	16.2	17.2	17.9
Benin	638	1.0 e	0.0 e	0.2 e	0.3 e	0.2 e	0.2 e	0.0 e
Botswana	616	0.0 e	0.0 e	0.0 e	0.0 e	0.0 e	0.0 e	0.7	0.2 r	0.1 r	0.2 r	0.2 r	0.2 r
Burkina Faso	748	0.4 e	0.1 e	0.1 e	0.1 e	0.1 e	0.1 e
Cameroon	622	1.3 e	0.3 e	0.3 e	0.3 e	0.3 e	0.3 e	0.3	0.1 r	0.1 r	0.1 r	0.1 r	0.1 r
Congo, Republic of	634	0.3 e	0.1 e	0.1 e	0.1 e	0.1 e	0.1 e
Côte d'Ivoire	662	0.7 e	0.3 e	0.2 e	0.2 e	0.2 e	0.2 e	0.0	0.0 r	0.0 r	0.0 r	0.0 r	0.0 r
Eritrea	643	0.3 e	0.2 e	0.1 e	0.1 e	0.1 e	0.1 e
Ethiopia	644	10.9 e	2.0 e	2.1 e	2.9 e	3.1 e	2.8 e	0.2	0.0 r	0.0 r	0.0 r	0.0 r	0.0 r
Ghana	652	1.6 e	0.4 e	0.4 e	0.4 e	0.4 e	0.4 e	12.2	2.8 r	2.3 r	3.2 r	3.1 r	3.6 r

Iran, Islamic Republic of (429)

In Millions of U.S. Dollars

		Exports (FOB)						Imports (CIF)					
		2016	2015Q4	2016Q1	2016Q2	2016Q3	2016Q4	2016	2015Q4	2016Q1	2016Q2	2016Q3	2016Q4
Guinea	656	0.1 e	0.0 e	0.0 e	0.0 e	0.0 e	0.0 e
Kenya	664	31.5 e	8.8 e	6.5 e	8.7 e	8.1 e	8.2 e	6.2	1.4 r	1.2 r	1.6 r	1.6 r	1.8 r
Madagascar	674	0.5 e	0.1 e	0.1 e	0.1 e	0.1 e	0.1 e	0.0	0.0 r	0.0 r	0.0 r	0.0 r	0.0 r
Malawi	676	0.0 e	0.0 e	0.0 e	0.0 e	0.0 e	0.0 e	3.5	0.8 r	0.7 r	0.9 r	0.9 r	1.0 r
Mali	678	5.1 e	1.3 e	1.3 e	1.3 e	1.1 e	1.5 e
Mauritius	684	0.2 e	0.1 e	0.0 e	0.1 e	0.1 e	0.1 e	0.2 r
Mozambique	688	3.8 e	1.2 e	0.8 e	1.0 e	0.9 e	1.1 e	10.6	2.4 r	2.0 r	2.8 r	2.7 r	3.1 r
Namibia	728	0.0 e	0.0 e	0.0 e	0.0 e	0.0 e	0.0 e	0.2	0.0 r	0.0 r	0.0 r	0.0 r	0.0 r
Niger	692	0.5 e	0.2 e	0.1 e	0.1 e	0.1 e	0.1 e
Nigeria	694	2.1 e	0.5 e	0.4 e	0.6 e	0.5 e	0.5 e
Rwanda	714	1.9 e	0.8 e	0.3 e	0.3 e	0.6 e	0.7 e
Senegal	722	26.0 e	5.2 e	4.6 e	6.2 e	7.2 e	7.9 e	0.1	0.0 r	0.0 r	0.0 r	0.0 r	0.0 r
Seychelles	718	0.0 e	0.0 e	0.0 e	0.0 e	0.0 e	0.0 e	6.1	1.4 r	1.2 r	1.6 r	1.5 r	1.8 r
Sierra Leone	724	2.0 e	0.0 e	0.6 e	0.5 e	0.4 e	0.5 e
South Africa	199	18.0 e	1.8 e	3.5 e	2.1 e	5.9 e	6.5 e	11.9	2.0 r	2.4 r	2.7 r	4.2 r	2.6 r
Swaziland	734	0.6 e	0.2 e	0.1 e	0.1 e	0.2 e	0.2 e
Tanzania	738	9.9 e	4.0 e	2.1 e	2.8 e	2.6 e	2.4 e	7.8	1.8 r	1.5 r	2.0 r	2.0 r	2.3 r
Togo	742	0.1 e	0.0 e	0.0 e	0.0 e	0.0 e	0.0 e
Uganda	746	6.0 e	0.6 e	0.4 e	0.9 e	2.1 e	2.6 e
Zambia	754	0.6 e	0.0 e	0.0 e	0.3 e	0.3 e	0.0 e	1.1	0.3 r	0.3 r	0.3 r	0.3 r	0.3 r
Zimbabwe	698	0.6 e	0.2 e	0.1 e	0.1 e	0.2 e	0.2 e	2.3	0.5 r	0.4 r	0.6 r	0.6 r	0.7 r
Africa n.s.	799	0.6	0.1 r	0.1 r	0.2 r	0.2 r	0.2 r
Western Hemisphere	205	132.1	11.1	9.0	37.6	26.0	59.5	870.3	201.2	179.3	183.5	303.2	204.2
Argentina	213	0.7 e	0.2 e	0.2 e	0.2 e	0.2 e	0.2 e	106.3	24.1 r	20.5 r	27.8 r	26.7 r	31.3 r
Bolivia	218	0.0 e	0.0 e	0.0 e	0.0 e	0.0 e	0.0 e	0.2	0.1 r	0.1 r	0.1 r	0.1 r	0.1 r
Brazil	223	86.0 e	0.5 e	1.6 e	24.1 e	18.4 e	42.0 e	735.1	171.8 r	151.4 r	149.2 r	269.4 r	165.2 r
Chile	228	1.1 e	0.4 e	0.5 e	0.1 e	0.2 e	0.3 e	15.9	2.4 r	4.6 r	3.2 r	3.8 r	4.2 r
Colombia	233	1.0 e	0.2 e	0.2 e	0.2 e	0.2 e	0.3 e	4.0	0.6 r	0.8 r	1.0 r	1.0 r	1.2 r
Costa Rica	238	0.0 e	0.0 e	0.0 e	0.0 e	0.0 e	0.0 e	0.1	0.0 r	0.0 r	0.0 r	0.0 r	0.0 r
Ecuador	248	0.0 e	3.5	0.9 r	0.8 r	0.9 r	0.9 r	0.9 r
El Salvador	253	0.1 e	0.0 e	0.1 e	0.0 e	0.0 e	0.0 e
Grenada	328	0.1 e	0.0 e	0.0 e	0.0 e	0.0 e	0.0 e
Guyana	336	0.0 e	0.1 e	0.0 e	0.0 e	0.0 e	0.0 e
Jamaica	343	0.1 e	0.0 e	0.0 e	0.0 e	0.0 e	0.0 e
Mexico	273	21.0 e	2.0 e	0.9 e	7.5 e	1.3 e	11.4 e	0.2	0.1 r	0.0 r	0.0 r	0.1 r	0.0 r
Panama	283	3.5	0.9 r	0.9 r	0.9 r	0.9 r	0.9 r
Paraguay	288	0.1 e	0.0 e	0.1 e	0.0 e	0.0 e	0.0	0.0 r	0.0 r	0.0 r	0.0 r	0.0 r
Peru	293	3.2 e	0.8 e	0.8 e	0.8 e	0.8 e	0.8 e	0.2	0.0 r	0.0 r	0.0 r	0.0 r	0.0 r
Suriname	366	0.1 e	0.0 e	0.0 e	0.0 e	0.0 e	0.0 e
Trinidad and Tobago	369	0.3 e	0.1 e	0.1 e	0.1 e	0.1 e	0.1 e
Uruguay	298	0.1 e	0.0 e	0.0 e	0.0 e	0.0 e	1.2	0.3 r	0.2 r	0.3 r	0.3 r	0.4 r
Venezuela, Rep. Bol.	299	18.0 e	6.7 e	4.7 e	4.4 e	4.5 e	4.3 e	0.1	0.0 r	0.0 r	0.0 r	0.0 r	0.0 r
Other Countries n.i.e	910	4.3	1.3	1.0	1.1	1.1	1.1	0.4	0.1	0.1	0.1	0.1	0.1
Cuba	928	4.3 e	1.3 e	1.0 e	1.1 e	1.1 e	1.1 e	0.4	0.1 r	0.1 r	0.1 r	0.1 r	0.1 r
Special Categories	899	861.4	195.4 r	165.9 r	225.4 r	216.1 r	254.0 r
Countries & Areas n.s.	898	9,041.3	2,050.4 r	1,741.2 r	2,365.6 r	2,268.7 r	2,665.8 r
Memorandum Items													
Africa	605	172.5	41.5	32.7	41.9	46.6	51.3	68.1	14.8	13.3	17.4	18.3	19.2
Middle East	405	2,222.9	603.8	513.4	562.9	538.1	608.5	18,282.9	4,132.9	3,518.1	4,780.9	4,589.7	5,394.2
European Union	998	5,741.2	347.0	422.9	1,201.0	2,071.5	2,045.9	8,569.5	1,817.6	1,670.9	2,103.2	2,156.7	2,638.6
Export earnings: fuel	080	2,346.8	629.0	575.8	588.9	554.9	627.2	20,905.4	4,556.5	3,956.6	5,435.5	5,563.0	5,950.4
Export earnings: nonfuel	092	44,988.7	7,930.9	7,461.0	10,676.1	12,651.4	14,200.2	43,401.4	9,824.1	8,611.9	11,288.9	10,973.2	12,527.3

Iraq (433)

In Millions of U.S. Dollars

		Exports (FOB)						Imports (CIF)					
		2016	2015Q4	2016Q1	2016Q2	2016Q3	2016Q4	2016	2015Q4	2016Q1	2016Q2	2016Q3	2016Q4
IFS World	
World	001	45,850.6	12,659.3	8,191.0	11,542.2	13,236.7	12,880.8	30,593.3	8,398.4	7,238.0	7,663.3	7,284.3	8,407.7
Advanced Economies	110	22,781.8	6,537.4	3,888.7	5,431.5	6,810.6	6,651.0	7,910.1	2,175.8	2,048.0	1,951.2	1,680.9	2,230.0
Euro Area	163	9,860.9	3,072.5	1,880.7	2,284.4	3,056.8	2,639.0	3,128.8	928.6	741.3	761.0	675.5	951.0
Austria	122	218.7 e	92.8 e	25.2 e	36.6 e	98.5 e	58.5 e	113.9 e	42.5 e	32.8 e	33.3 e	14.9 e	32.9 e
Belgium	124	59.3 e	61.0 e	14.9 e	0.0 e	20.7 e	23.6 e	265.0 e	77.3 e	75.3 e	55.8 e	47.4 e	86.5 e
Cyprus	423	0.0 e	0.0 e	0.0 e	0.0 e	0.0 e	0.0 e	8.9 e	1.9 e	1.5 e	2.0 e	1.4 e	4.0 e
Estonia	939	0.0 e	0.0 e	0.6 e	0.2 e	0.2 e	0.1 e	0.1 e	0.2 e
Finland	172	0.1 e	0.0 e	0.0 e	0.0 e	0.0 e	0.0 e	4.5 e	2.9 e	0.7 e	0.3 e	1.0 e	2.5 e
France	132	167.6 e	126.3 e	63.7 e	66.2 e	37.3 e	0.4 e	369.1 e	104.7 e	86.3 e	84.0 e	71.2 e	127.6 e
Germany	134	610.6 e	237.9 e	101.5 e	150.3 e	166.9 e	191.9 e	824.7 e	261.5 e	199.3 e	215.8 e	180.6 e	229.0 e
Greece	174	2,421.0 e	756.4 e	571.9 e	432.4 e	677.7 e	739.0 e	32.2 e	18.1 e	8.2 e	5.3 e	8.7 e	10.0 e
Ireland	178	0.0 e	0.0 e	0.0 e	0.0 e	0.0 e	0.0 e	97.8 e	17.1 e	32.4 e	22.3 e	19.1 e	24.1 e
Italy	136	3,082.4 e	1,005.6 e	556.7 e	944.1 e	1,088.5 e	493.0 e	724.9 e	226.6 e	171.2 e	179.4 e	169.5 e	204.9 e
Latvia	941	0.0 e	0.0 e	0.0 e	0.0 e	0.0 e	4.2 e	0.9 e	0.8 e	0.9 e	1.4 e	1.1 e
Lithuania	946	0.0 e	22.0 e	0.0 e	0.0 e	0.0 e	0.0 e	5.3 e	0.7 e	0.5 e	1.9 e	1.6 e	1.2 e
Luxembourg	137	0.0 e	0.0 e	0.0 e	0.0 e	0.0 e	0.0 e	2.5 e	0.2 e	0.9 e	0.1 e	0.9 e	0.6 e
Malta	181	0.0 e	0.0 e	0.0 e	0.0 e	0.9 e	0.0 e	0.2 e	0.5 e	0.0 e	0.2 e
Netherlands	138	1,793.0 e	378.0 e	303.0 e	349.2 e	485.4 e	655.4 e	420.0 e	97.1 e	78.4 e	92.1 e	100.1 e	149.4 e
Portugal	182	193.6 e	0.3 e	26.6 e	42.0 e	38.2 e	86.8 e	29.3 e	3.2 e	2.2 e	2.9 e	11.0 e	13.2 e
Slovak Republic	936	0.0 e	0.0 e	0.0 e	16.4 e	0.5 e	7.7 e	5.2 e	2.6 e	0.9 e
Slovenia	961	0.0 e	0.0 e	0.0 e	21.1 e	8.4 e	1.9 e	4.2 e	5.5 e	9.5 e
Spain	184	1,314.5 e	392.1 e	217.1 e	263.4 e	443.7 e	390.3 e	187.5 e	64.6 e	41.0 e	55.0 e	38.4 e	53.1 e
Australia	193	0.0 e	0.0 e	0.0 e	0.0 e	0.0 e	0.0 e	25.5 e	3.9 e	3.1 e	17.5 e	0.0 e	4.8 e
Canada	156	1.1 e	0.0 e	0.1 e	0.1 e	0.8 e	0.1 e	103.0 e	68.6 e	12.3 e	57.2 e	17.8 e	15.8 e
China,P.R.: Hong Kong	532	2.9 e	0.6 e	0.8 e	0.8 e	0.6 e	0.6 e	127.3 e	21.2 e	34.4 e	31.7 e	33.2 e	28.1 e
Czech Republic	935	0.0 e	0.0 e	0.0 e	0.0 e	0.0 e	135.0 e	47.7 e	26.9 e	37.2 e	50.4 e	20.4 e
Denmark	128	0.2 e	0.0 e	0.1 e	0.1 e	0.0 e	0.0 e	51.6 e	26.3 e	18.7 e	9.8 e	10.7 e	12.4 e
Japan	158	1,036.2 e	242.6 e	127.6 e	337.1 e	384.1 e	187.3 e	363.4 e	112.4 e	88.4 e	114.7 e	70.5 e	89.8 e
Korea, Republic of	542	4,700.1 e	1,480.7 e	912.7 e	1,250.0 e	1,213.6 e	1,323.8 e	1,520.1 e	409.0 e	434.8 e	308.6 e	290.1 e	486.6 e
New Zealand	196	0.0 e	0.0 e	0.0 e	4.1 e	1.1 e	1.4 e	1.2 e	1.0 e	0.4 e
Norway	142	0.0 e	0.0 e	0.0 e	0.0 e	0.0 e	0.0 e	2.6 e	0.4 e	0.2 e	0.3 e	1.3 e	0.8 e
Singapore	576	487.6 e	56.3 e	90.9 e	102.5 e	96.6 e	197.6 e	93.5 e	10.8 e	20.2 e	31.0 e	22.8 e	19.5 e
Sweden	144	140.5 e	0.2 e	1.9 e	0.2 e	30.0 e	108.5 e	257.2 e	54.1 e	179.2 e	36.9 e	21.3 e	19.8 e
Switzerland	146	38.8 e	0.4 e	21.4 e	0.3 e	5.1 e	12.0 e	398.8 e	116.7 e	103.7 e	82.1 e	94.6 e	118.3 e
Taiwan Prov.of China	528	876.3 e	223.4 e	152.0 e	199.8 e	260.6 e	263.9 e	39.6 e	12.4 e	7.9 e	10.0 e	11.2 e	10.6 e
United Kingdom	112	9.6 e	26.6 e	7.1 e	0.8 e	0.8 e	1.0 e	314.9 e	84.2 e	76.6 e	64.9 e	69.6 e	103.9 e
United States	111	5,627.4 e	1,434.0 e	693.4 e	1,255.4 e	1,761.6 e	1,917.1 e	1,344.9 e	278.5 e	298.9 e	387.2 e	311.0 e	347.8 e
Emerg. & Dev. Economies	200	23,068.8	6,121.9	4,302.3	6,110.7	6,426.0	6,229.7	22,683.2	6,222.6	5,190.0	5,712.1	5,603.4	6,177.7
Emerg. & Dev. Asia	505	19,547.8	4,944.9	3,585.4	5,151.4	5,404.2	5,406.8	9,710.2	2,503.2	1,936.4	2,537.1	2,613.4	2,623.4
Bangladesh	513	13.1 e	3.2 e	3.1 e	3.3 e	3.3 e	3.5 e	0.3 e	0.3 e	0.1 e	0.1 e	0.1 e	0.1 e
Cambodia	522	0.0 e	0.0 e	0.0 e	0.0 e	0.0 e	0.0 e	0.5 e	0.1 e	0.1 e	0.1 e	0.2 e	0.1 e
China,P.R.: Mainland	924	10,017.1 e	2,503.4 e	1,751.4 e	2,379.6 e	2,934.6 e	2,951.5 e	8,207.7 e	2,133.1 e	1,656.8 e	2,165.4 e	2,210.5 e	2,175.0 e
India	534	9,417.6 e	2,438.2 e	1,816.1 e	2,747.3 e	2,434.4 e	2,419.7 e	1,031.7 e	232.3 e	172.1 e	261.4 e	280.0 e	318.2 e
Indonesia	536	0.1 e	0.0 e	0.0 e	0.0 e	0.0 e	0.0 e	96.5 e	28.0 e	20.6 e	24.7 e	23.9 e	27.4 e
Malaysia	548	99.3 e	0.0 e	14.7 e	21.0 e	31.8 e	31.9 e	122.8 e	28.9 e	21.0 e	29.6 e	35.3 e	36.9 e
Philippines	566	0.0 e	0.0 e	0.0 e	0.0 e	0.0 e	0.0 e	15.0 e	1.9 e	1.7 e	3.4 e	4.8 e	5.0 e
Sri Lanka	524	0.5 e	0.1 e	0.1 e	0.1 e	0.1 e	0.1 e	118.4 e	32.0 e	34.4 e	29.2 e	30.9 e	23.9 e
Thailand	578	0.0 e	0.0 e	0.0 e	0.0 e	0.0 e	0.0 e	117.2 e	46.4 e	29.6 e	23.1 e	27.8 e	36.7 e
Europe	170	1,749.9	414.8	329.0	498.1	535.5	387.3	9,909.7	2,898.4	2,495.0	2,410.7	2,197.4	2,806.5
Emerg. & Dev. Europe	903	1,747.9	414.4	328.7	496.9	535.3	387.0	8,370.4	2,360.6	1,994.1	1,927.9	1,879.3	2,569.1
Albania	914	0.5 e	0.1 e	0.1 e	0.1 e	0.1 e	2.4 e	0.7 e	0.5 e	0.6 e	0.6 e	0.7 e
Bosnia and Herzegovina	963	0.0 e	0.0 e	0.0 e	0.0 e	0.0 e	0.0 e	0.5 e	0.1 e	0.1 e	0.1 e	0.1 e	0.1 e
Bulgaria	918	0.0 e	0.0 e	0.0 e	0.0 e	0.0 e	0.0 e	43.4 e	9.0 e	8.2 e	15.1 e	9.4 e	10.6 e
Croatia	960	166.0 e	24.0 e	0.0 e	34.1 e	81.1 e	50.8 e	4.2 e	12.5 e	0.6 e	0.4 e	0.3 e	2.9 e
Hungary	944	182.3 e	144.7 e	69.9 e	26.8 e	60.8 e	24.8 e	50.7 e	8.1 e	9.1 e	11.7 e	17.9 e	12.0 e
Macedonia, FYR	962	0.4 e	0.0 e	0.1 e	0.1 e	0.1 e	0.1 e	2.0 e	0.8 e	0.5 e	0.5 e	0.5 e	0.5 e
Poland	964	378.9 e	142.6 e	74.7 e	57.6 e	75.6 e	171.0 e	81.5 e	36.7 e	20.3 e	20.8 e	18.3 e	22.0 e
Romania	968	63.6 e	13.4 e	9.9 e	53.6 e	0.1 e	67.9 e	23.1 e	18.5 e	31.2 e	6.1 e	12.2 e
Serbia, Republic of	942	167.2 e	0.0 e	18.7 e	87.8 e	60.6 e	14.7 e	4.6 e	3.2 e	4.2 e	5.3 e	2.0 e

Iraq (433)

In Millions of U.S. Dollars

		Exports (FOB)						Imports (CIF)					
		2016	2015Q4	2016Q1	2016Q2	2016Q3	2016Q4	2016	2015Q4	2016Q1	2016Q2	2016Q3	2016Q4
Turkey	186	789.0 e	89.6 e	155.2 e	236.8 e	256.8 e	140.1 e	8,103.2 e	2,265.0 e	1,933.1 e	1,843.3 e	1,820.8 e	2,506.1 e
CIS	901	1.9	0.4	0.4	1.1	0.1	0.3	1,539.3	537.8	500.9	482.8	318.1	237.4
Armenia	911	0.1 e	0.3 e	0.0 e	0.0 e	0.1 e	146.2 e	44.7 e	38.1 e	26.2 e	33.4 e	48.5 e
Azerbaijan, Rep. of	912	0.2 e	0.1 e	0.1 e	0.1 e	0.1 e	0.1 e	141.1 e	41.9 e	30.0 e	34.8 e	39.7 e	36.5 e
Belarus	913	42.1 e	0.7 e	22.2 e	18.0 e	0.8 e	1.1 e
Georgia	915	1.6 e	0.1 e	0.3 e	1.0 e	0.0 e	0.2 e	43.3 e	2.5 e	4.8 e	9.6 e	13.6 e	15.3 e
Kazakhstan	916	0.0 e	0.0 e	0.0 e	0.0 e	0.0 e	0.0 e	5.4 e	2.3 e	1.3 e	1.4 e	1.3 e	1.4 e
Kyrgyz Republic	917	0.0 e	0.0 e	0.0 e	0.0 e	0.0 e	0.0 e	3.7 e	3.8 e	1.9 e	0.8 e	0.6 e	0.4 e
Moldova	921	27.9 e	4.8 e	5.7 e	6.7 e	7.2 e	8.3 e
Russian Federation	922	0.0 e	0.0 e	0.0 e	731.9 e	319.8 e	293.2 e	278.9 e	129.1 e	30.7 e
Tajikistan	923	0.0 e	0.0 e	0.0 e	0.0 e	0.0 e	0.0 e	0.9 e	0.2 e	0.2 e	0.3 e	0.2 e	0.2 e
Ukraine	926	396.9 e	117.3 e	103.6 e	106.2 e	92.2 e	94.9 e
Mid East, N Africa, Pak	440	1,649.2	456.7	386.3	427.0	402.3	433.7	2,395.2	710.8	613.1	593.1	635.3	553.8
Afghanistan, I.R. of	512	0.6 e	0.1 e	0.1 e	0.1 e	0.1 e	0.2 e	17.4 e	4.4 e	3.3 e	5.5 e	4.8 e	3.7 e
Algeria	612	0.0 e	0.0 e	0.0 e	0.0 e	0.0 e	0.0 e	3.2 e	0.8 e	0.6 e	0.8 e	0.8 e	1.0 e
Bahrain, Kingdom of	419	0.0 e	0.0 e	0.0 e	0.0 e	0.0 e	0.0 e	123.1 e	25.5 e	30.5 e	29.8 e	33.1 e	29.6 e
Djibouti	611	1.0 e	0.3 e	0.2 e	0.3 e	0.2 e	0.3 e	0.1 e	0.0 e	0.0 e	0.0 e	0.0 e	0.0 e
Egypt	469	491.5 e	139.5 e	120.8 e	132.4 e	118.9 e	119.4 e	413.1 e	118.8 e	108.3 e	108.4 e	96.5 e	99.9 e
Iran, I.R. of	429	92.7 e	21.0 e	17.9 e	24.3 e	23.3 e	27.3 e
Jordan	439	2.5 e	0.1 e	1.8 e	0.6 e	0.2 e	0.0 e	392.7 e	162.1 e	123.2 e	117.3 e	116.7 e	35.5 e
Kuwait	443	0.1 e	0.0 e	0.0 e	0.0 e	0.0 e	0.0 e
Lebanon	446	3.6 e	0.7 e	0.5 e	1.0 e	1.0 e	1.1 e	171.4 e	56.6 e	39.9 e	50.1 e	42.4 e	39.0 e
Morocco	686	1.9 e	0.3 e	0.4 e	0.5 e	0.4 e	0.5 e	9.7 e	4.7 e	2.7 e	2.5 e	2.0 e	2.5 e
Oman	449	285.1 e	83.5 e	61.5 e	68.6 e	77.6 e	77.5 e	1,069.9 e	282.4 e	259.4 e	231.8 e	294.3 e	284.3 e
Pakistan	564	11.4 e	2.9 e	2.8 e	2.8 e	2.8 e	2.8 e	28.5 e	6.8 e	7.1 e	7.2 e	6.6 e	7.6 e
Qatar	453	0.9 e	0.2 e	0.2 e	0.2 e	0.2 e	0.2 e	95.9 e	29.5 e	23.3 e	22.8 e	23.7 e	26.2 e
Saudi Arabia	456	1.8 e	0.6 e	0.5 e	0.5 e	0.4 e	0.4 e
Sudan	732	0.0 e	0.0 e	0.0 e	1.9 e	0.1 e	0.5 e	0.1 e	1.3 e
Syrian Arab Republic	463	8.0 e	2.4 e	2.0 e	1.9 e	1.9 e	2.2 e	61.5 e	17.1 e	12.7 e	14.6 e	12.7 e	21.4 e
Tunisia	744	0.0 e	0.0 e	0.0 e	0.0 e	0.0 e	0.0 e	6.9 e	1.8 e	1.7 e	1.7 e	1.7 e	1.7 e
United Arab Emirates	466	747.8 e	205.0 e	177.4 e	193.6 e	175.2 e	201.7 e
West Bank and Gaza	487	0.2 e	0.0 e	0.0 e	0.0 e	0.0 e	0.1 e
Yemen, Republic of	474	0.2 e	0.0 e	0.1 e	0.1 e	0.0 e	0.1 e	0.0 e	0.0 e	0.0 e	0.0 e	0.0 e	0.0 e
Sub-Saharan Africa	603	6.3	44.1	1.3	1.7	1.6	1.7	19.9	1.7	3.0	2.8	11.8	2.3
Angola	614	1.5 e	0.5 e	0.3 e	0.3 e	0.4 e	0.4 e
Cameroon	622	0.2 e	0.0 e	0.0 e	0.1 e	0.1 e	0.0 e
Ethiopia	644	0.0 e	0.0 e	0.0 e	0.0 e	0.0 e	0.0 e	2.6 e	0.4 e	0.6 e	0.7 e	0.7 e	0.5 e
Ghana	652	0.0 e	0.0 e	0.0 e	0.0 e	0.0 e	0.0 e	0.1 e	0.0 e	0.0 e	0.0 e	0.0 e	0.0 e
Kenya	664	4.5 e	1.3 e	0.9 e	1.2 e	1.2 e	1.2 e	0.9 e	0.2 e	0.2 e	0.2 e	0.2 e	0.2 e
Madagascar	674	0.0 e	0.0 e	0.0 e	0.0 e	0.0 e	0.0 e	0.2 e	0.0 e	0.0 e	0.0 e	0.0 e	0.1 e
Nigeria	694	0.2 e	0.0 e	0.0 e	0.1 e	0.1 e	0.1 e
South Africa	199	0.0 e	42.3 e	0.0 e	0.0 e	0.0 e	0.0 e	13.2 e	0.9 e	1.4 e	0.9 e	10.1 e	0.8 e
Tanzania	738	0.0 e	0.0 e	0.0 e	0.0 e	0.0 e	0.0 e	2.6 e	0.0 e	0.6 e	0.7 e	0.6 e	0.7 e
Zimbabwe	698	0.1 e	0.0 e	0.0 e	0.0 e	0.0 e	0.0 e
Western Hemisphere	205	115.6	261.4	0.2	32.6	82.5	0.3	648.1	108.4	142.5	168.5	145.4	191.7
Argentina	213	0.0 e	0.0 e	0.0 e	0.0 e	0.0 e	0.0 e	93.6 e	23.4 e	23.4 e	23.4 e	23.4 e	23.4 e
Barbados	316	0.1 e	0.0 e	0.0 e	0.0 e	0.0 e	0.0 e
Brazil	223	114.6 e	261.4 e	32.4 e	82.2 e	0.0 e	482.8 e	71.6 e	105.2 e	126.9 e	102.7 e	148.1 e
Chile	228	1.9 e	0.4 e	0.3 e	0.5 e	0.5 e	0.7 e
Colombia	233	0.3 e	0.0 e	0.1 e	0.1 e	0.1 e	0.1 e	27.9 e	0.2 e	5.8 e	7.0 e	7.1 e	7.9 e
Costa Rica	238	0.0 e	0.0 e	0.0 e	0.0 e	0.0 e	0.0 e	0.1 e	0.0 e	0.0 e	0.0 e	0.0 e	0.0 e
Dominican Republic	243	0.1 e	0.0 e	0.0 e	0.0 e	0.0 e	0.0 e	0.1 e	0.0 e	0.0 e	0.0 e	0.0 e	0.0 e
Ecuador	248	11.2 e	2.5 e	2.5 e	2.9 e	2.9 e	2.9 e
Guatemala	258	2.0 e	0.5 e	0.5 e	0.5 e	0.5 e	0.5 e
Paraguay	288	0.6 e	0.1 e	0.1 e	0.2 e	0.2 e	8.6 e
Uruguay	298	28.2 e	1.2 e	4.8 e	7.1 e	8.2 e	8.1 e
Venezuela, Rep. Bol.	299	0.1 e	0.0 e	0.0 e	0.0 e	0.0 e	0.0 e
Memorandum Items													
Africa	605	9.2	44.6	2.0	2.5	2.3	2.4	41.6	9.1	8.2	8.3	16.4	8.8
Middle East	405	1,634.4	453.1	382.6	423.2	398.6	429.9	2,327.7	692.2	597.4	574.9	619.4	536.0

Iraq (433)

In Millions of U.S. Dollars

		Exports (FOB)						Imports (CIF)					
		2016	2015Q4	2016Q1	2016Q2	2016Q3	2016Q4	2016	2015Q4	2016Q1	2016Q2	2016Q3	2016Q4
European Union	998	10,802.2	3,424.1	2,044.2	2,457.5	3,305.3	2,995.2	4,134.9	1,230.2	1,099.5	989.0	879.3	1,167.2
Export earnings: fuel	080	1,131.0	311.0	258.1	287.7	277.3	307.8	2,209.5	704.9	646.6	610.3	532.1	420.5
Export earnings: nonfuel	092	44,719.6	12,348.3	7,932.9	11,254.4	12,959.4	12,573.0	28,383.8	7,693.5	6,591.4	7,053.0	6,752.2	7,987.2

Ireland (178)

In Millions of U.S. Dollars

		Exports (FOB)						Imports (CIF)					
		2016	2015Q4	2016Q1	2016Q2	2016Q3	2016Q4	2016	2015Q4	2016Q1	2016Q2	2016Q3	2016Q4
IFS World		127,222.4	33,130.7	29,422.3	32,752.9	32,522.1	32,513.1	71,380.5	20,227.2	15,578.7	19,048.7	19,233.2	17,563.2
World	001	128,908.5	32,812.1	29,882.0	33,437.4	32,999.8	32,589.3	77,902.1	21,373.3	18,925.3	20,561.8	19,213.4	19,201.6
Advanced Economies	110	113,928.9	29,338.5	26,428.9	29,512.2	29,478.9	28,509.0	69,313.8	19,356.0	16,848.4	18,289.0	17,042.7	17,133.7
Euro Area	163	44,610.5	10,988.1	10,827.7	11,583.0	11,418.2	10,781.7	27,139.9	7,561.0	6,249.8	7,129.9	6,758.9	7,001.3
Austria	122	394.0	98.9	103.6	101.3	88.9	100.2	270.1	55.8	73.0	67.9	60.7	68.5
Belgium	124	16,256.8	4,169.2	4,003.3	4,069.7	4,249.3	3,934.6	1,859.5	469.8	527.1	448.2	470.1	414.1
Cyprus	423	36.6	15.7	8.6	10.8	8.1	9.1	3.8	0.5	0.9	1.1	1.0	0.7
Estonia	939	47.9	4.7	18.5	13.9	7.2	8.3	8.5	2.7	2.3	2.6	1.8	1.7
Finland	172	276.2	76.1	72.6	66.7	64.2	72.8	284.5	208.5	32.9	48.4	174.8	28.4
France	132	5,418.9	1,314.2	1,300.3	1,453.4	1,318.7	1,346.4	9,746.3	3,151.1	1,907.7	2,613.1	2,569.5	2,656.0
Germany	134	8,577.3	1,967.0	2,100.6	2,184.4	2,207.5	2,084.7	7,865.1	2,042.3	2,065.0	2,211.3	1,766.0	1,822.8
Greece	174	316.0	67.6	64.5	92.0	73.2	86.3	44.0	10.9	12.6	9.6	12.8	9.1
Italy	136	2,655.3	583.6	704.8	684.1	628.3	638.2	1,611.1	286.6	320.3	363.4	403.5	523.9
Latvia	941	64.9	20.0	21.5	11.6	18.2	13.5	44.9	11.5	13.5	8.1	8.4	14.9
Lithuania	946	39.4	10.3	9.1	11.8	9.6	8.9	74.5	19.3	22.8	14.5	10.6	26.6
Luxembourg	137	73.3	17.8	19.5	19.5	16.9	17.4	40.5	9.2	10.6	11.3	10.5	8.0
Malta	181	48.8	8.9	8.7	22.9	8.0	9.2	15.9	3.4	2.8	7.1	2.7	3.2
Netherlands	138	6,536.1	1,411.9	1,528.1	1,641.8	1,707.6	1,658.6	3,685.3	907.8	890.5	946.0	938.7	910.2
Portugal	182	455.7	78.2	89.1	135.8	128.0	102.7	245.6	54.2	52.4	69.0	64.8	59.4
Slovak Republic	936	86.8	23.0	21.4	28.8	19.1	17.5	39.3	7.5	6.1	7.5	16.7	9.1
Slovenia	961	101.8	17.6	17.4	29.9	19.5	35.0	36.2	4.6	11.1	15.2	4.3	5.6
Spain	184	3,224.8	1,103.3	735.9	1,004.6	845.9	638.3	1,265.1	315.2	298.3	285.6	242.1	439.1
Australia	193	1,641.7	166.2	196.3	616.0	540.6	288.8	119.1	17.6	17.9	14.5	29.0	57.6
Canada	156	985.2	235.9	291.7	224.5	224.3	244.7	564.0	106.6	159.1	208.8	87.6	108.4
China,P.R.: Hong Kong	532	722.2	156.7	174.0	205.6	170.1	172.5	99.9	32.6	23.2	22.9	27.4	26.3
China,P.R.: Macao	546	5.1	0.3	0.2	1.8	1.3	1.8	2.3	2.3	0.5	0.3	1.6	0.0
Czech Republic	935	409.0	101.4	97.0	105.2	106.1	100.8	588.7	142.7	197.6	165.0	75.6	150.4
Denmark	128	671.2	158.9	173.3	168.4	160.4	169.0	548.5	133.6	105.2	128.8	166.7	147.9
Iceland	176	117.6	37.0	50.7	31.5	13.2	22.2	11.4	3.4	2.9	3.3	3.3	1.9
Israel	436	1,636.8	348.4	623.9	357.1	535.4	120.3	97.5	101.2	45.6	18.0	18.0	15.9
Japan	158	3,128.8	1,616.5	511.6	795.2	811.8	1,010.1	671.4	331.5	196.8	177.0	145.6	151.9
Korea, Republic of	542	983.8	122.0	230.0	216.9	371.9	165.1	453.3	99.0	89.6	138.3	121.6	103.8
New Zealand	196	120.3	22.1	26.3	29.4	44.3	20.2	34.8	13.1	7.1	8.2	9.7	9.8
Norway	142	280.3	78.6	61.7	64.1	75.1	79.4	1,239.4	340.6	213.9	323.0	324.9	377.6
San Marino	135	0.1	0.0	0.0	0.0	0.0	0.0	0.0	0.0	0.0	0.0	0.0	0.0
Singapore	576	652.5	155.3	150.4	178.9	154.7	168.5	627.9	153.1	172.8	90.8	259.6	104.8
Sweden	144	857.8	325.9	195.7	235.7	204.2	222.2	402.0	102.5	105.0	94.8	88.0	114.2
Switzerland	146	6,992.4	2,057.4	1,407.0	1,456.0	2,138.0	1,991.4	1,671.7	536.7	359.0	488.4	566.3	258.1
Taiwan Prov.of China	528	238.0	53.5	66.3	51.0	64.6	56.1	334.9	131.3	106.5	84.3	85.3	58.7
United Kingdom	112	16,401.4	4,385.4	3,776.2	4,076.9	4,142.0	4,406.3	22,487.7	6,668.7	5,444.9	5,724.3	5,373.6	5,945.0
United States	111	33,474.3	8,329.0	7,568.9	9,114.9	8,302.6	8,487.8	12,219.3	2,878.6	3,350.7	3,468.3	2,900.2	2,500.1
Emerg. & Dev. Economies	200	13,875.8	3,327.9	3,273.9	3,482.0	3,313.7	3,806.2	8,051.1	1,990.0	1,950.3	2,129.6	2,076.6	1,894.6
Emerg. & Dev. Asia	505	4,578.3	903.6	850.0	992.7	1,055.7	1,679.9	4,575.5	1,199.5	1,115.1	1,080.8	1,203.6	1,175.9
American Samoa	859	0.0	0.1	0.0	0.0
Bangladesh	513	9.5	1.6	2.5	1.8	2.6	2.6	127.5	23.6	35.3	37.5	31.5	23.3
Brunei Darussalam	516	3.3	0.5	0.6	0.9	1.5	0.2	0.0	0.1	0.0	0.0	0.0
Cambodia	522	6.0	0.8	1.3	1.0	1.5	2.2	43.2	8.3	10.0	11.1	12.8	9.3
China,P.R.: Mainland	924	3,343.1	511.4	567.2	658.8	758.2	1,358.9	3,073.6	812.9	711.0	718.1	814.5	830.0
Fiji	819	0.7	0.3	0.2	0.2	0.1	0.1	0.0	0.0	0.0	0.0	0.0	0.0
F.T. French Polynesia	887	1.1	0.2	0.3	0.4	0.3	0.1
F.T. New Caledonia	839	3.3	1.4	1.0	0.6	0.9	0.8	0.5	0.0	0.1	0.0	0.0	0.4
Guam	829	0.7	0.1	0.1	0.1	0.2	0.3	0.0	0.0	0.0
India	534	325.4	194.5	82.9	81.5	73.7	87.2	520.0	133.2	157.7	129.3	126.1	106.9
Indonesia	536	76.8	18.7	18.9	16.6	20.1	21.1	74.5	19.9	17.9	19.4	19.9	17.3
Kiribati	826	0.1	0.0	0.0	0.0	0.0	0.0
Lao People's Dem.Rep	544	4.1	2.2	0.6	2.4	0.6	0.4	0.9	0.2	0.2	0.2	0.2	0.3
Malaysia	548	235.9	65.3	48.6	65.3	58.9	63.0	225.4	54.6	60.6	53.8	51.9	59.0
Maldives	556	1.7	0.1	0.1	1.4	0.1	0.1	5.9	0.7	1.4	1.0	2.0	1.5
Mongolia	948	8.4	2.0	1.1	6.1	0.9	0.2	0.0	0.0	0.0	0.0	0.0	0.0
Myanmar	518	7.1	3.4	0.7	1.7	1.5	3.1	7.4	1.6	1.1	0.7	3.2	2.3

Ireland (178)

In Millions of U.S. Dollars

		Exports (FOB)						Imports (CIF)					
		2016	2015Q4	2016Q1	2016Q2	2016Q3	2016Q4	2016	2015Q4	2016Q1	2016Q2	2016Q3	2016Q4
Nauru	836	0.1	0.1	0.0	0.1	0.0	0.0	0.0
Nepal	558	0.6	0.2	0.1	0.2	0.2	0.1	0.3	0.1	0.1	0.1	0.1	0.1
Papua New Guinea	853	1.7	0.2	0.2	0.2	0.6	0.8	0.3	0.2	0.1	0.1	0.1	0.1
Philippines	566	148.3	29.9	37.7	32.1	39.7	38.8	102.0	19.9	22.4	19.1	36.5	24.0
Sri Lanka	524	6.1	0.9	1.4	1.2	1.3	2.2	29.6	7.9	7.2	6.9	8.0	7.6
Thailand	578	227.9	44.7	52.4	62.0	56.7	56.9	270.3	97.0	70.4	68.8	67.9	63.2
Vanuatu	846	0.8	0.1	0.0	0.7	0.1	0.0	0.0	0.0	0.0	0.0
Vietnam	582	156.0	24.7	31.7	48.9	35.0	40.4	93.6	19.0	19.8	14.7	28.7	30.5
Asia n.s.	598	9.9	0.2	0.2	9.2	0.2	0.2	0.1	0.3	0.0	0.0	0.1	0.0
Europe	170	3,495.5	841.2	868.3	1,011.8	854.5	760.8	1,538.2	398.0	435.7	383.1	345.0	374.4
Emerg. & Dev. Europe	903	2,959.5	711.4	749.7	860.6	723.8	625.4	1,209.7	305.5	295.9	307.4	317.1	289.3
Albania	914	6.7	1.6	1.3	1.8	2.1	1.4	0.2	0.0	0.0	0.1	0.0	0.1
Bosnia and Herzegovina	963	13.1	2.1	2.7	3.9	4.0	2.5	0.2	0.1	0.1	0.0	0.0	0.0
Bulgaria	918	88.7	25.1	23.5	21.9	23.4	20.0	21.3	14.0	3.8	4.0	4.3	9.2
Croatia	960	40.6	6.7	8.9	14.6	10.1	7.0	21.2	6.2	9.2	9.6	1.3	1.1
Faroe Islands	816	0.2	0.0	0.0	0.1	0.0	0.0	0.3	0.0	0.3	0.0
Gibraltar	823	2.6	0.4	0.8	0.8	0.7	0.4	0.0	0.0	0.0	0.0	0.0
Hungary	944	326.1	79.0	88.9	82.6	85.4	69.2	151.7	19.3	22.5	31.7	72.9	24.7
Kosovo	967	0.4	0.2	0.0	0.0	0.1	0.2	0.1	0.0	0.1	0.0
Macedonia, FYR	962	9.5	1.6	1.8	2.7	3.2	1.9	0.2	0.2	0.1	0.0	0.0	0.1
Montenegro	943	0.1	0.0	0.0	0.0	0.0	0.1
Poland	964	1,523.6	305.3	408.9	455.6	356.1	303.2	521.3	136.3	131.5	131.3	123.7	134.8
Romania	968	307.9	75.4	68.3	92.6	81.3	65.7	87.3	21.9	14.3	18.1	23.7	31.2
Serbia, Republic of	942	69.0	15.4	15.1	20.9	18.6	14.3	4.1	1.0	0.7	0.7	1.7	1.0
Turkey	186	571.1	198.6	129.5	163.1	138.9	139.6	401.7	106.4	113.4	111.8	89.4	87.1
CIS	901	535.5	129.7	118.5	151.2	130.4	135.4	328.5	92.6	139.8	75.7	27.9	85.2
Armenia	911	0.7	0.3	0.2	0.1	0.1	0.3	0.0	0.0	0.0	0.0	0.0	0.0
Azerbaijan, Rep. of	912	3.6	0.8	0.8	1.2	0.7	1.0	71.2	30.4	44.2	27.0	0.0	0.0
Belarus	913	3.7	1.2	0.9	1.2	0.7	0.9	7.0	8.1	2.8	0.8	1.9	1.5
Georgia	915	6.4	1.1	1.9	1.2	1.4	1.8	0.0	0.0	0.0	0.0	0.0	0.0
Kazakhstan	916	51.9	11.2	15.8	16.8	10.5	8.8	0.1	0.0	0.0	0.0	0.0	0.0
Kyrgyz Republic	917	0.4	0.2	0.2	0.0	0.1	0.0	0.0	0.0	0.0	0.0	0.0
Moldova	921	1.7	0.8	0.2	0.4	0.3	0.8	0.2	0.0	0.0	0.1	0.0	0.1
Russian Federation	922	399.6	102.5	83.9	108.4	96.3	111.1	201.0	32.4	70.2	35.4	23.6	71.8
Turkmenistan	925	5.1	0.0	0.7	1.2	2.8	0.4	1.1	2.8	0.5	0.2	0.2	0.2
Ukraine	926	43.7	10.3	10.1	14.2	11.9	7.4	47.8	18.7	22.0	12.3	2.0	11.6
Uzbekistan	927	18.8	1.3	4.0	6.5	5.6	2.8	0.1	0.0	0.0	0.0	0.1	0.0
Europe n.s.	884	0.5	0.0	0.1	0.1	0.3	0.0	0.0	0.0	0.0	0.0	0.0
Mid East, N Africa, Pak	440	2,637.2	732.3	783.9	687.9	590.2	575.3	387.4	41.3	70.0	221.0	42.1	54.4
Afghanistan, I.R. of	512	11.6	1.2	0.8	2.5	7.0	1.4	0.2	0.0	0.0	0.0	0.2	0.0
Algeria	612	81.4	22.7	15.1	21.9	24.7	19.8	6.9	7.1	0.0	0.0	0.0	6.9
Bahrain, Kingdom of	419	37.7	13.8	10.2	8.5	8.5	10.5	1.9	0.2	0.3	0.6	0.4	0.6
Djibouti	611	0.1	0.0	0.0	0.0	0.1	0.1
Egypt	469	243.9	67.6	83.0	70.3	53.8	36.7	27.0	4.4	13.4	4.4	2.8	6.4
Iran, I.R. of	429	77.0	22.5	7.6	18.9	26.5	24.1	0.4	0.1	0.2	0.0	0.1	0.0
Iraq	433	92.3	16.2	30.5	21.0	18.0	22.7	0.0	0.0	0.0	0.0	0.0	0.0
Jordan	439	86.9	23.1	25.6	25.5	19.4	16.4	2.7	0.8	0.4	1.5	0.4	0.4
Kuwait	443	131.5	39.1	29.2	31.0	37.0	34.3	2.1	0.7	0.2	0.0	1.2	0.6
Lebanon	446	100.6	19.7	26.4	28.1	23.9	22.3	1.2	0.3	0.3	0.7	0.1	0.1
Libya	672	66.7	12.8	10.6	23.6	19.8	12.7	0.9	0.0	0.0	0.0	0.0	0.9
Mauritania	682	1.1	0.1	0.2	0.2	0.3	0.4	0.1	0.0	0.0	0.0	0.0	0.0
Morocco	686	91.4	18.6	29.4	32.1	16.9	13.0	18.5	1.0	12.5	3.3	0.6	2.2
Oman	449	83.2	15.0	20.2	20.8	21.2	21.0	6.9	1.8	1.2	1.8	2.6	1.3
Pakistan	564	65.2	27.4	18.8	19.3	11.4	15.8	58.6	12.9	13.9	14.9	15.6	14.2
Qatar	453	84.4	15.9	32.4	14.7	20.1	17.2	186.1	2.3	0.6	184.0	0.8	0.7
Saudi Arabia	456	899.6	279.0	329.0	222.9	155.3	192.5	21.7	2.5	2.3	1.5	5.1	12.8
Somalia	726	0.9	0.3	0.2	0.4	0.1	0.2	0.0	0.0	0.0	0.0	0.0	0.0
Sudan	732	16.9	2.6	1.4	3.2	5.5	6.8	2.6	0.0	0.0	0.0	2.6	0.0
Syrian Arab Republic	463	7.1	2.2	0.8	3.1	2.7	0.5	0.0	0.0	0.0	0.0	0.0	0.0
Tunisia	744	17.2	5.4	2.8	4.9	5.2	4.3	9.7	0.4	6.9	0.6	1.4	0.8

Ireland (178)

In Millions of U.S. Dollars

		Exports (FOB)						Imports (CIF)					
		2016	2015Q4	2016Q1	2016Q2	2016Q3	2016Q4	2016	2015Q4	2016Q1	2016Q2	2016Q3	2016Q4
United Arab Emirates	466	424.2	124.4	104.5	111.7	108.8	99.2	39.9	6.6	17.8	7.7	8.0	6.4
West Bank and Gaza	487	10.3	1.9	2.8	2.2	2.3	3.0	0.0	0.0
Yemen, Republic of	474	5.9	0.9	2.4	1.2	1.6	0.7	0.0	0.1	0.0	0.0	0.0
Sub-Saharan Africa	603	932.6	253.1	224.8	227.7	230.9	249.1	361.3	73.7	88.5	80.0	129.8	63.0
Angola	614	9.4	3.3	2.2	1.7	2.0	3.4	0.0	0.0	0.0	0.0	0.0	0.0
Benin	638	6.1	2.7	2.1	1.3	0.7	2.0	0.0	0.0	0.0	0.0	0.0	0.0
Botswana	616	0.5	0.2	0.0	0.0	0.1	0.3	0.1	0.0	0.0	0.0	0.0	0.1
Burkina Faso	748	8.1	2.2	1.8	3.0	1.8	1.5	0.0	0.0	0.0	0.0	0.0	0.0
Burundi	618	0.1	0.0	0.1	0.0	0.0	0.0
Cabo Verde	624	0.2	0.2	0.0	0.2	0.0	0.0	0.0	0.0	0.0
Cameroon	622	20.8	5.1	5.6	4.2	7.4	3.7	12.5	2.8	4.3	3.6	2.3	2.3
Central African Rep.	626	0.1	0.0	0.0	0.0	0.1	0.0	0.0	0.0	0.0	0.0	0.0	0.0
Chad	628	2.0	0.2	0.6	0.2	0.3	0.9	0.2	0.0	0.0	0.2	0.0
Comoros	632	0.2	0.0	0.1	0.0	0.1	0.0	0.0	0.0	0.0
Congo, Dem. Rep. of	636	14.6	3.5	4.6	4.6	3.3	2.1	0.1	0.0	0.0	0.0	0.0	0.0
Congo, Republic of	634	8.5	3.5	1.7	2.6	1.7	2.5	1.2	0.3	0.0	0.2	1.0
Côte d'Ivoire	662	19.0	3.4	4.2	4.4	4.3	6.1	59.3	0.1	0.2	0.2	58.7	0.2
Equatorial Guinea	642	0.5	0.3	0.2	0.1	0.2	0.1	0.0	0.0	0.0	0.0	0.0	0.0
Ethiopia	644	34.3	10.8	8.7	9.8	5.6	10.2	1.4	0.3	0.4	0.4	0.1	0.6
Gabon	646	3.6	1.5	0.3	0.4	0.8	2.1	0.2	0.0	0.0	0.1	0.0	0.0
Gambia, The	648	1.7	0.5	0.5	0.4	0.2	0.5	0.0	0.0	0.0	0.0
Ghana	652	45.3	9.2	11.8	12.4	8.8	12.3	2.4	0.8	0.8	0.5	0.7	0.4
Guinea	656	2.6	0.4	0.7	0.7	0.4	0.8	152.5	37.6	40.4	44.1	35.2	32.8
Kenya	664	27.5	8.3	6.3	5.7	9.9	5.6	15.6	4.4	3.7	5.0	4.0	2.9
Lesotho	666	0.1	0.0	0.0	0.0	0.1	0.0
Liberia	668	4.2	1.5	1.4	1.3	0.6	0.9	0.0	0.0	0.0	0.0	0.0	0.0
Madagascar	674	0.3	0.1	0.1	0.1	0.0	0.1	0.1	0.0	0.0	0.0	0.0	0.0
Malawi	676	5.2	1.6	1.1	1.2	1.5	1.4	0.1	0.0	0.0	0.1	0.0	0.0
Mali	678	27.5	6.0	5.8	8.6	7.3	5.8	1.2	0.0	0.1	0.0	0.6	0.5
Mauritius	684	6.5	2.5	1.1	1.4	1.8	2.1	4.9	1.8	0.7	0.4	1.6	2.2
Mozambique	688	3.7	1.6	1.2	0.8	1.0	0.8	0.0	0.0	0.0	0.0	0.0	0.0
Namibia	728	3.1	0.2	0.2	0.3	2.4	0.3	0.1	0.0	0.0	0.1	0.0	0.0
Niger	692	3.0	0.0	0.5	0.5	1.0	1.1	0.0	0.0
Nigeria	694	279.8	87.2	78.3	55.9	71.4	74.2	18.8	0.2	17.4	1.0	0.2	0.2
Rwanda	714	2.2	0.1	0.6	0.6	0.0	1.0	0.0	0.0	0.0	0.0
Senegal	722	57.3	12.9	14.5	15.6	11.8	15.4	2.8	0.2	0.9	0.4	0.9	0.6
Seychelles	718	2.1	0.7	0.5	0.5	0.4	0.6	0.0	0.0	0.0	0.0	0.0	0.0
Sierra Leone	724	1.9	0.7	1.1	0.1	0.4	0.3	0.0	0.0	0.0	0.0	0.0
South Africa	199	250.1	64.7	49.6	70.8	60.4	69.3	84.4	24.6	18.0	23.1	25.2	18.1
South Sudan, Rep. of	733	0.2	0.0	0.0	0.1	0.1	0.0	0.0
Swaziland	734	11.0	0.1	0.1	2.4	3.9	4.6	1.2	0.1	0.1	0.1	0.1	1.0
Tanzania	738	20.8	5.8	4.7	6.5	6.3	3.3	1.3	0.2	0.8	0.3	0.1	0.0
Togo	742	16.0	5.7	3.5	4.8	3.4	4.2	0.1	0.0	0.1	0.0	0.0	0.0
Uganda	746	15.2	3.1	2.3	2.0	5.3	5.6	0.3	0.0	0.2	0.0	0.1	0.0
Zambia	754	15.6	2.9	6.4	1.7	3.8	3.7	0.0	0.0	0.0	0.0	0.0	0.0
Zimbabwe	698	1.5	0.3	0.3	0.3	0.5	0.3	0.4	0.1	0.0	0.2	0.1	0.1
Western Hemisphere	205	2,232.3	597.7	546.9	561.8	582.4	541.1	1,188.7	277.4	241.0	364.8	356.0	226.9
Antigua and Barbuda	311	1.0	0.2	0.0	0.3	0.7	0.0	0.0	0.0	0.0
Argentina	213	99.7	28.7	33.2	20.2	27.1	19.1	244.0	67.4	62.5	55.9	73.9	51.6
Aruba	314	0.2	0.0	0.1	0.0	0.0	0.1	0.0	0.0	0.0	0.0	0.0
Bahamas, The	313	3.0	0.8	0.8	0.6	0.7	0.9	11.5	17.6	3.9	6.3	1.3	0.0
Barbados	316	1.1	7.2	0.4	0.2	0.2	0.3	0.1	0.0	0.0	0.0	0.0	0.0
Belize	339	0.1	0.0	0.0	0.0	0.1	0.0	13.5	4.0	2.8	3.5	4.3	2.8
Bermuda	319	0.8	0.1	0.2	0.3	0.1	0.2	0.1	0.0	0.0	0.0	0.0	0.1
Bolivia	218	2.6	0.4	0.3	1.2	0.8	0.2	2.9	0.1	1.3	0.2	1.4	0.1
Brazil	223	252.9	70.0	52.1	80.6	62.6	57.6	331.6	43.9	31.6	135.0	127.0	38.0
Chile	228	94.6	37.3	18.6	20.0	31.3	24.7	58.5	13.9	11.0	19.6	14.5	13.4
Colombia	233	67.8	24.1	15.5	19.6	15.5	17.3	73.1	17.7	16.5	22.6	20.1	13.9
Costa Rica	238	49.7	10.1	9.8	10.4	11.7	17.8	87.3	20.9	25.6	24.5	19.4	17.9
Curacao	354	0.3	0.0	0.0	0.1	0.1	0.1	0.0	0.0	0.0	0.0

Ireland (178)

In Millions of U.S. Dollars

		Exports (FOB)						Imports (CIF)					
		2016	2015Q4	2016Q1	2016Q2	2016Q3	2016Q4	2016	2015Q4	2016Q1	2016Q2	2016Q3	2016Q4
Dominica	321	0.1	0.0	0.1	0.0	0.0	0.0	0.0	0.0
Dominican Republic	243	14.0	3.5	2.6	3.5	4.1	3.9	2.6	0.8	0.8	0.5	0.7	0.6
Ecuador	248	10.6	2.3	1.8	2.2	3.3	3.3	6.3	0.8	3.0	1.4	1.1	0.8
El Salvador	253	6.3	2.1	1.8	2.0	1.4	1.1	1.8	0.0	0.0	0.2	0.0	1.6
Falkland Islands	323	0.1	0.1	0.0	0.0	0.0
Grenada	328	0.2	0.0	0.0	0.1	0.1	0.0	0.0	0.0	0.0	0.0	0.0	0.0
Guatemala	258	17.0	3.2	4.5	4.9	4.0	3.7	3.3	1.7	2.7	0.3	0.2	0.1
Guyana	336	2.3	0.7	0.3	0.3	0.9	0.8	11.6	1.9	3.2	1.6	3.0	3.8
Haiti	263	2.6	0.4	0.5	0.4	0.7	0.9	0.0	0.0	0.0	0.0	0.0	0.0
Honduras	268	1.6	0.8	0.3	0.5	0.5	0.2	4.7	0.6	1.1	1.3	1.3	0.9
Jamaica	343	3.6	1.0	1.1	1.0	0.4	1.1	0.0	0.0	0.0	0.0	0.0	0.0
Mexico	273	1,503.5	366.4	380.7	369.3	388.5	365.1	306.8	78.9	69.1	87.0	75.1	75.5
Montserrat	351	0.0	0.0	0.1	0.0	0.1
Nicaragua	278	0.7	0.9	0.3	0.1	0.2	0.1	2.4	0.1	0.4	1.0	0.9	0.0
Panama	283	18.8	4.9	4.1	5.5	5.5	3.8	1.6	0.3	0.8	0.2	0.3	0.3
Paraguay	288	1.1	0.2	0.4	0.2	0.2	0.2	4.1	1.9	0.0	0.1	3.9	0.0
Peru	293	32.2	20.5	6.9	8.8	7.5	8.9	11.4	3.2	1.6	1.5	4.9	3.4
Sint Maarten	352	0.5	0.3	0.2	0.1	0.1	0.1	0.0	0.0	0.0	0.0
St. Kitts and Nevis	361	0.2	0.0	0.0	0.1	0.0	0.1	0.0	0.0	0.0	0.0	0.0
St. Lucia	362	0.2	0.0	0.0	0.0	0.0	0.1	0.0	0.0	0.0	0.0	0.0	0.0
St. Vincent & Grens.	364	0.5	0.0	0.0	0.1	0.1	0.2	0.0	0.0	0.0	0.0
Suriname	366	0.3	0.0	0.0	0.1	0.2	0.0	0.0	0.0	0.0	0.0
Trinidad and Tobago	369	19.4	6.2	4.1	3.8	6.7	4.8	5.1	0.7	2.0	0.7	1.3	1.0
Uruguay	298	18.9	4.0	5.1	4.8	5.5	3.6	4.1	1.0	1.0	1.1	1.3	0.8
Venezuela, Rep. Bol.	299	3.5	0.9	1.2	0.3	1.5	0.5	0.2	0.1	0.1	0.1	0.0	0.0
Western Hem. n.s.	399	0.4	0.2	0.0	0.1	0.1	0.1	0.0	0.0	0.0	0.0	0.0	0.0
Other Countries n.i.e	910	9.7	2.8	0.4	1.0	8.3	0.0	0.5	0.1	0.1	0.1	0.2	0.1
Cuba	928	9.7	2.8	0.4	1.0	8.3	0.0	0.5	0.1	0.1	0.1	0.2	0.1
Special Categories	899	190.4	108.8	39.3	26.0	8.8	116.3
Countries & Areas n.s.	898	903.6	34.1	139.5	416.2	190.1	157.8	536.7	27.2	126.5	143.1	93.9	173.1
Memorandum Items													
Africa	605	1,141.3	302.8	273.8	290.6	283.5	293.4	399.3	82.1	107.9	83.9	134.6	72.9
Middle East	405	2,351.4	654.0	715.2	603.3	519.2	513.8	290.7	19.9	36.7	202.2	21.5	30.3
European Union	998	65,236.8	16,451.3	15,668.3	16,836.5	16,587.1	16,145.0	51,969.7	14,806.0	12,283.9	13,437.5	12,688.6	13,559.8
Export earnings: fuel	080	2,855.3	807.3	799.7	712.6	657.6	685.3	648.2	106.9	178.0	284.7	66.1	119.5
Export earnings: nonfuel	092	126,053.2	32,004.9	29,082.3	32,724.8	32,342.1	31,904.0	77,253.9	21,266.4	18,747.3	20,277.1	19,147.3	19,082.1

Israel (436)

In Millions of U.S. Dollars

		Exports (FOB)						Imports (CIF)					
		2016	2015Q4	2016Q1	2016Q2	2016Q3	2016Q4	2016	2015Q4	2016Q1	2016Q2	2016Q3	2016Q4
IFS World		60,174.4	15,567.4	16,200.9	14,840.2	14,542.3	14,591.0	68,879.3	16,630.7	16,790.0	17,057.1	17,786.9	17,245.3
World	001	59,876.0	15,766.4	16,188.4	14,861.4	14,502.9	14,323.3	73,407.4	15,806.1	16,011.3	16,353.4	17,084.0	23,958.7
Advanced Economies	110	42,347.3	10,411.9	11,644.6	10,369.6	10,435.4	9,897.7	46,492.1	10,813.1	11,564.9	11,568.5	12,203.5	11,155.2
Euro Area	163	10,877.9	2,738.6	3,015.4	2,867.5	2,550.7	2,444.3	20,762.6	4,926.2	5,281.7	5,279.1	5,445.4	4,756.4
Austria	122	67.7	15.9	18.6	16.8	14.6	17.7 r	358.0	97.8	91.7	104.9	109.6	51.8 r
Belgium	124	2,502.4	532.9	732.3	694.6	534.2	541.3 r	3,216.6	866.2	908.6	969.2	866.7	472.1 r
Cyprus	423	292.3	102.3	53.4	80.9	81.1	76.9 r	272.3	75.6	73.1	77.6	80.9	40.7 r
Estonia	939	9.6	1.6	2.1	1.9	3.6	2.0 r	19.8	4.0	3.5	5.2	3.4	7.7 r
Finland	172	86.5	25.0	22.5	19.6	9.2	35.2 r	255.5	67.9	64.7	77.2	63.3	50.3 r
France	132	1,425.8	347.9	434.3	346.8	343.1	301.6 r	1,519.9	431.8	441.6	464.9	419.7	193.7 r
Germany	134	1,518.6	354.7	376.9	420.6	368.0	353.1 r	4,287.5	930.7	1,018.7	999.7	1,069.7	1,199.4 r
Greece	174	342.6	92.6	91.9	87.6	71.4	91.7 r	243.9	68.0	56.7	69.3	79.2	38.7 r
Ireland	178	105.8	25.1	19.7	20.4	21.3	44.4 r	2,031.8	452.2	697.2	458.2	641.8	234.6 r
Italy	136	919.7	220.9	306.9	235.9	211.9	165.0 r	3,186.8	663.4	691.5	690.4	646.9	1,158.0 r
Latvia	941	25.3	11.1	5.9	6.5	6.1	6.8 r	37.3	9.0	11.5	9.6	11.2	5.0 r
Lithuania	946	32.3	7.3	7.7	8.3	8.7	7.6 r	52.0	7.6	9.9	9.6	9.2	23.3 r
Luxembourg	137	19.3	6.2	4.7	5.2	6.9	2.5 r	136.2	46.3	42.4	39.5	42.7	11.6 r
Malta	181	128.7	23.2	17.2	66.7	7.5	37.3 r	22.4	6.3	6.3	6.2	6.1	3.8 r
Netherlands	138	2,128.8	527.3	572.0	525.6	551.0	480.2 r	2,610.2	673.2	585.9	668.1	694.9	661.3 r
Portugal	182	110.3	30.7	29.6	24.0	32.1	24.6 r	290.5	34.3	37.4	42.4	36.1	174.6 r
Slovak Republic	936	15.6	5.5	4.1	3.5	3.8	4.2 r	203.0	64.5	58.5	23.7	21.5	99.3 r
Slovenia	961	248.9	56.7	113.6	48.0	35.4	51.9 r	639.7	52.7	117.6	178.1	221.1	122.9 r
Spain	184	897.6	186.7	202.0	254.6	240.8	200.2 r	1,379.3	374.7	364.9	385.3	421.4	207.7 r
Australia	193	506.8	146.3	122.7	117.9	133.7	132.5 r	193.4	47.1	56.9	35.2	43.1	58.2 r
Canada	156	591.8	133.8	154.0	148.1	144.0	145.7 r	299.6	62.6	84.6	64.8	65.8	84.4 r
China,P.R.: Hong Kong	532	4,416.9	793.5	1,479.7	938.1	1,236.2	762.9 r	1,861.7	550.7	502.1	446.2	511.3	402.1 r
China,P.R.: Macao	546	0.4	0.4	15.4	3.3	3.1	5.2	5.9	1.2 r
Czech Republic	935	131.0	33.0	37.4	31.6	32.2	29.8 r	862.9	138.7	180.1	172.7	104.4	405.7 r
Denmark	128	76.6	19.1	20.6	19.2	14.9	21.9 r	235.5	64.2	60.4	63.5	63.4	48.2 r
Iceland	176	2.4	0.4	0.5	0.9	0.6	0.4 r	3.3	0.6	0.5	1.1	0.5	1.2 r
Japan	158	761.9	199.5	203.2	175.2	179.9	203.6 r	2,688.3	323.7	349.9	424.5	813.2	1,100.7 r
Korea, Republic of	542	595.5	150.6	140.6	119.4	152.9	182.6 r	1,527.4	279.4	294.5	333.9	294.8	604.2 r
New Zealand	196	52.6	13.7	9.4	13.1	16.5	13.6 r	12.5	3.9	3.0	3.0	3.1	3.4 r
Norway	142	54.7	14.3	22.1	15.0	8.3	9.3 r	184.4	43.6	38.0	39.1	42.6	64.7 r
Singapore	576	445.5	140.5	94.9	93.1	121.6	135.9 r	1,446.4	200.4	332.5	469.1	412.4	232.4 r
Sweden	144	144.9	33.5	36.1	32.2	39.9	36.7 r	501.7	118.5	144.6	119.6	114.7	122.8 r
Switzerland	146	1,457.3	173.9	737.2	250.1	225.8	244.2 r	3,789.4	1,159.2	1,049.2	1,027.0	1,130.1	583.1 r
Taiwan Prov.of China	528	660.7	142.0	108.5	166.1	212.4	173.7 r	816.0	211.7	196.7	193.2	197.4	228.7 r
United Kingdom	112	3,913.6	799.0	1,002.6	1,059.2	915.5	936.3 r	3,366.6	635.7	773.2	960.6	860.9	771.9 r
United States	111	17,656.8	4,880.2	4,459.7	4,322.9	4,449.9	4,424.3 r	7,925.0	2,043.6	2,213.9	1,930.7	2,094.5	1,685.9 r
Emerg. & Dev. Economies	200	13,990.1	4,250.9	3,500.9	3,294.4	3,403.4	3,791.4	21,619.7	3,598.9	3,781.7	3,846.8	4,131.0	9,860.2
Emerg. & Dev. Asia	505	8,288.4	2,690.1	2,096.3	1,846.3	2,094.0	2,251.8	12,629.5	2,124.0	2,281.6	2,171.7	2,503.5	5,672.7
Bangladesh	513	0.6	0.6	39.7	5.5	14.9	11.2	12.8	0.8 r
Cambodia	522	0.2	0.1	0.1	0.1	0.6	0.2	0.2	0.2	0.2
China,P.R.: Mainland	924	3,322.4	1,083.0	608.6	551.3	769.8	1,392.7 r	7,980.5	1,364.4	1,473.6	1,398.1	1,706.7	3,402.1 r
Fiji	819	2.0	0.6	0.6	0.4	1.0	0.0	0.0 r
India	534	2,398.8	527.1	649.3	566.8	635.8	546.9 r	1,843.3	446.8	455.4	425.9	457.8	504.2 r
Indonesia	536	120.8	38.5	3.1	46.8	40.9	30.0 r	175.9	10.3	11.9	9.9	10.6	143.5 r
Lao People's Dem.Rep	544	0.4	0.4 r	0.2	0.2 r
Malaysia	548	583.2	435.8	276.9	158.4	131.7	16.2 r	237.6	2.8	4.6	3.2	3.5	226.3 r
Myanmar	518	23.9	7.8	4.7	2.6	4.5	12.1 r	8.4	0.2	0.4	0.3	0.3	7.4 r
Nepal	558	3.1	0.3	0.1	2.7	0.3	0.6	0.6 r
Papua New Guinea	853	1.2	0.2	0.3	0.5	0.4	0.2	0.2 r
Philippines	566	110.4	45.5	37.5	19.7	27.7	25.5 r	108.8	15.7	17.4	20.6	17.3	53.5 r
Sri Lanka	524	77.8	21.0	15.4	19.2	17.6	25.6 r	84.8	26.5	21.4	20.3	18.1	25.0 r
Thailand	578	408.6	98.1	94.5	110.2	112.8	91.1 r	672.6	139.9	165.7	146.0	152.7	208.2 r
Vietnam	582	1,200.5	421.0	391.2	361.0	342.0	106.3 r	651.9	102.9	106.4	123.8	114.5	307.2 r
Asia n.s.	598	34.4	11.1	14.0	6.7	8.8	4.9 r	824.2	8.8	9.7	12.2	9.0	793.3 r

Israel (436)

In Millions of U.S. Dollars

		Exports (FOB)						Imports (CIF)					
		2016	2015Q4	2016Q1	2016Q2	2016Q3	2016Q4	2016	2015Q4	2016Q1	2016Q2	2016Q3	2016Q4
Europe	170	3,043.7	845.8	772.5	768.1	558.0	945.1	6,923.4	1,107.6	1,076.1	1,254.4	1,228.1	3,364.8
Emerg. & Dev. Europe	903	1,864.1	563.1	455.3	478.1	356.3	574.4	4,295.2	872.4	860.3	961.2	935.2	1,538.5
Albania	914	0.0	0.0 r	2.2	2.2 r
Bosnia and Herzegovina	963	1.8	0.2	0.2	0.4	0.2	1.0 r	5.5	0.4	0.5	0.3	0.2	4.5 r
Bulgaria	918	37.3	17.5	13.0	8.9	7.3	8.1 r	146.4	26.4	25.4	18.9	24.2	77.9 r
Croatia	960	25.9	4.6	4.1	7.3	8.1	6.4 r	31.3	10.3	4.3	4.1	7.5	15.4 r
Faroe Islands	816	0.1	0.1 r
Gibraltar	823	29.8	0.3	7.2	6.6	0.1	15.9 r	0.1	0.1 r
Hungary	944	120.8	30.4	33.0	34.3	27.4	26.1 r	529.4	87.3	89.7	83.5	98.3	257.9 r
Macedonia, FYR	962	12.0	1.0	0.6	2.8	5.7	2.9 r	4.4	0.9	0.6	0.8	1.1	1.9 r
Montenegro	943	0.3	0.3 r
Poland	964	228.5	69.9	60.5	55.5	48.1	64.4 r	492.6	81.3	91.9	107.1	105.8	187.8 r
Romania	968	116.7	41.9	34.5	31.3	24.7	26.2 r	284.3	55.9	49.2	59.1	64.2	111.8 r
Serbia, Republic of	942	1.3	1.3 r	43.4	43.4 r
Turkey	186	1,290.1	397.3	302.2	331.0	234.7	422.2 r	2,755.2	609.9	598.7	687.4	633.9	835.2 r
CIS	901	1,127.8	274.3	307.0	280.2	188.1	352.5	2,613.3	231.0	211.6	288.1	288.4	1,825.2
Armenia	911	2.8	0.5	0.4	0.5	1.2	0.7 r	2.2	0.5	0.4	0.5	1.3
Azerbaijan, Rep. of	912	259.9	27.7	35.6	65.0	38.3	121.0 r	6.0	1.8	5.9	0.1
Belarus	913	16.4	4.7	3.8	4.1	4.2	4.3 r	41.9	2.1	2.0	5.1	2.1	32.7 r
Georgia	915	17.9	5.1	3.8	4.9	6.1	3.1 r	6.7	2.0	1.3	1.9	1.7	1.8 r
Kazakhstan	916	46.1	22.8	12.1	6.7	4.9	22.4 r	26.9	0.7	0.4	0.7	0.3	25.5 r
Kyrgyz Republic	917	1.5	0.1	0.3	0.8	0.4 r	0.0	0.0 r
Moldova	921	11.1	9.3	3.0	6.4	0.8	0.9 r	6.7	0.5	0.5	0.4	0.6	5.2 r
Russian Federation	922	604.3	170.5	187.7	153.8	99.7	163.1 r	1,909.2	191.7	174.0	248.8	256.0	1,230.4 r
Tajikistan	923	0.1	0.7	0.7 r
Turkmenistan	925	1.4	6.8	0.3	1.1	3.6	3.6 r
Ukraine	926	157.3	24.6	58.9	36.9	29.7	31.8 r	609.3	31.5	27.1	30.6	26.2	525.4 r
Uzbekistan	927	9.2	2.1	1.1	1.9	1.3	4.9 r	0.2	0.2	0.1	0.1
Europe n.s.	884	51.7	8.4	10.2	9.8	13.6	18.1 r	14.8	4.2	4.2	5.1	4.5	1.0 r
Mid East, N Africa, Pak	440	147.9	50.6	39.7	36.2	39.3	32.7	380.8	122.1	97.1	110.5	88.1	85.1
Afghanistan, I.R. of	512	0.3	0.3 r
Algeria	612	1.3	1.3 r
Egypt	469	79.2	31.2	23.0	18.3	19.9	18.0 r	64.3	11.1	11.9	18.4	13.0	21.0 r
Jordan	439	49.2	17.3	13.4	11.4	14.3	10.1 r	271.2	106.4	80.5	88.2	71.9	30.6 r
Mauritania	682	0.2	0.2 r
Morocco	686	19.0	2.1	3.3	6.5	5.1	4.1 r	26.0	4.6	4.7	3.9	3.2	14.2 r
Pakistan	564	0.0	0.0 r	9.7	9.7 r
Saudi Arabia	456	0.1	0.1 r
Tunisia	744	7.8	7.8 r
United Arab Emirates	466	0.3	0.3 r
Sub-Saharan Africa	603	710.4	186.6	180.8	188.6	189.1	151.9	196.9	32.3	43.2	40.5	41.8	71.4
Angola	614	0.1	0.1 r	0.0	0.0 r
Benin	638	0.4	0.4 r	0.0	0.0 r
Botswana	616	51.4	6.1	19.6	13.7	10.6	7.5 r	0.0	0.0 r
Burkina Faso	748	0.4	0.2	0.2	0.1	0.1 r	0.0	0.0 r
Cameroon	622	8.7	2.6	0.8	2.0	1.9	4.0 r	0.1	0.1
Central African Rep.	626	1.1	1.8	0.6	0.3	0.2
Chad	628	2.0	0.1	0.3	0.4	1.3
Congo, Dem. Rep. of	636	0.2	0.2	0.3	0.3 r
Congo, Republic of	634	5.9	0.6	0.8	0.9	2.7	1.5 r	0.0	0.0 r
Côte d'Ivoire	662	11.0	1.9	2.4	3.4	2.3	2.9 r	12.4	0.4	0.1	12.3 r
Equatorial Guinea	642	6.7	1.7	1.4	2.4	2.8	0.1 r	0.0	0.0 r
Ethiopia	644	19.2	2.3	7.1	5.2	3.4	3.5 r	66.9	9.9	14.2	12.1	13.0	27.6 r
Gabon	646	3.1	1.0	0.2	2.4	0.5	0.0	0.0 r
Gambia, The	648	0.1	0.3	0.1	0.1	0.1
Ghana	652	44.8	12.8	10.1	11.0	14.7	9.0 r	0.7	0.1	0.2	0.2	0.3
Guinea	656	0.0	0.1	0.0 r	0.0	0.0 r
Kenya	664	51.8	14.4	12.2	11.7	14.8	13.1 r	12.0	2.6	2.0	1.7	1.9	6.4 r
Liberia	668	2.1	0.6	0.7	0.2	1.0	0.2 r
Madagascar	674	0.9	0.9 r	0.8	0.8 r

Israel (436)

In Millions of U.S. Dollars

		Exports (FOB)						Imports (CIF)					
		2016	2015Q4	2016Q1	2016Q2	2016Q3	2016Q4	2016	2015Q4	2016Q1	2016Q2	2016Q3	2016Q4
Malawi	676	0.1	0.9	0.9 r
Mali	678	13.2	0.1	0.1	6.5	6.6	0.0	0.0 r
Mauritius	684	5.9	1.1	0.7	3.3	1.2	0.7 r	1.9	0.3	0.3	0.5	0.4	0.7 r
Mozambique	688	0.3	0.3 r
Namibia	728	4.7	0.2	1.4	1.5	1.0	0.8 r	0.6	0.3	0.1	0.2	0.2	0.1 r
Niger	692	0.1	0.1	0.1	0.0	0.0 r
Nigeria	694	80.4	18.1	23.3	38.0	9.8	9.3 r	5.4	0.5	0.8	1.0	0.7	2.9 r
Rwanda	714	7.4	1.2	4.2	2.6	0.6	0.0	0.0 r
Senegal	722	6.5	1.0	1.7	1.4	2.3	1.1 r	4.3	1.2	1.4	1.6	1.0	0.3 r
Seychelles	718	0.0	0.0 r	0.2	0.2 r
Sierra Leone	724	0.1	0.1	0.0	0.0 r
South Africa	199	265.8	60.6	62.7	52.1	73.0	78.0 r	64.3	13.5	20.5	17.6	20.2	6.0 r
Tanzania	738	12.0	3.4	1.6	2.5	6.0	1.9 r	11.6	1.7	2.4	2.6	1.1	5.5 r
Togo	742	50.3	33.3	14.8	18.5	16.9	0.1 r	0.0	0.0 r
Uganda	746	4.8	4.8 r	6.4	6.4 r
Zambia	754	3.3	0.6	0.7	0.9	0.6	1.1 r	0.2	0.1	0.1
Zimbabwe	698	1.5	0.8	0.6	0.5	0.4	0.4	0.4
Africa n.s.	799	44.4	19.5	12.6	6.7	14.4	10.7 r	7.0	1.8	1.1	2.9	2.4	0.6 r
Western Hemisphere	205	1,799.8	477.8	411.6	455.2	523.0	410.0	1,489.1	212.9	283.7	269.7	269.5	666.2
Anguilla	312	0.0	0.0 r	0.2	0.2 r
Argentina	213	107.7	30.9	22.0	24.1	31.5	30.1 r	201.4	34.8	41.8	32.1	30.6	96.9 r
Aruba	314	0.3	0.3 r
Bahamas, The	313	0.9	0.1	0.5	0.4	0.8	0.2	0.1	0.3	0.3	0.1 r
Barbados	316	0.9	0.1	0.3	0.3	0.3	0.0	0.0 r
Belize	339	0.3	0.3 r
Bermuda	319	0.2	0.1	0.1	1.8	1.1	0.6	0.1
Bolivia	218	2.7	2.6	0.8	0.9	0.5	0.5 r	4.2	0.6	0.9	1.0	0.8	1.5 r
Brazil	223	753.8	118.6	129.7	209.9	245.5	168.7 r	450.4	37.7	59.5	59.1	86.2	245.6 r
Chile	228	137.4	28.8	55.3	31.3	26.2	24.6 r	89.4	19.1	26.6	26.3	17.9	18.6 r
Colombia	233	89.0	30.1	22.4	21.1	21.2	24.3 r	22.4	3.5	3.2	3.5	3.2	12.5 r
Costa Rica	238	37.0	10.9	8.8	7.6	9.7	10.9 r	7.9	1.2	0.7	1.2	1.6	4.4 r
Curacao	354	0.2	0.2 r	0.1	0.1 r
Dominica	321	0.0	0.0 r	0.2	0.2 r
Dominican Republic	243	25.6	5.6	5.3	6.1	8.0	6.2 r	10.8	4.8	1.1	1.4	1.3	7.0 r
Ecuador	248	20.0	6.0	4.3	5.1	6.0	4.6 r	7.1	1.6	1.5	2.4	1.5	1.7 r
El Salvador	253	9.6	1.0	1.2	1.6	1.5	5.3 r	0.4	0.4 r
Guatemala	258	29.3	7.2	6.1	4.7	9.8	8.7 r	3.8	0.1	0.7	0.7	0.6	1.8 r
Guyana	336	0.7	0.2	0.3	0.4	3.5	0.4	0.2	0.9	2.4
Haiti	263	0.3	0.3	0.1	0.1 r
Honduras	268	35.4	2.4	1.4	1.3	24.7	8.0 r	0.3	0.3 r
Jamaica	343	4.5	1.2	1.3	0.9	1.2	1.1 r	0.0	0.0 r
Mexico	273	379.8	151.9	90.9	98.8	101.7	88.4 r	251.9	33.2	38.7	36.9	38.7	137.6 r
Nicaragua	278	5.5	1.7	0.8	1.7	1.7	1.3 r	0.3	0.3 r
Panama	283	14.2	5.9	4.4	3.8	3.2	2.8 r	45.5	12.4	14.7	18.4	10.3	2.1 r
Paraguay	288	4.4	1.8	0.6	1.3	1.7	0.8 r	177.5	21.7	32.7	28.7	21.0	95.1 r
Peru	293	73.6	25.3	21.6	18.8	17.2	16.0 r	9.7	1.6	1.5	1.8	2.0	4.4 r
Trinidad and Tobago	369	2.7	3.6	1.4	0.4	0.5	0.4 r	0.0	0.0 r
Uruguay	298	17.2	4.9	2.5	5.8	4.2	4.7 r	163.9	32.0	49.1	46.1	38.7	30.0 r
Venezuela, Rep. Bol.	299	2.1	1.2	1.4	0.4	0.2	0.1 r	10.0	2.6	1.2	2.5	2.4	3.9 r
Western Hem. n.s.	399	45.3	35.8	28.0	8.8	6.0	2.5 r	24.7	5.4	8.4	5.8	9.9	0.6 r
Other Countries n.i.e	910	0.0	0.0	1.5	1.5
Cuba	928	0.0	0.0 r	1.5	1.5 r
Countries & Areas n.s.	898	3,538.6	1,103.6	1,042.9	1,197.4	664.1	634.2 r	5,294.1	1,394.1	664.7	938.1	749.5	2,941.8 r
Memorandum Items													
Africa	605	729.4	188.7	184.1	195.1	194.2	156.0	232.3	36.9	47.9	44.4	45.0	95.0
Middle East	405	128.8	48.5	36.4	29.7	34.2	28.5	335.4	117.5	92.4	106.6	84.9	51.5
European Union	998	15,673.2	3,787.5	4,257.2	4,147.0	3,668.8	3,600.2	27,213.4	6,144.5	6,700.5	6,868.2	6,888.8	6,755.9
Export earnings: fuel	080	1,126.8	292.8	292.0	297.5	189.5	347.8	1,996.2	203.0	187.9	259.9	265.0	1,283.4
Export earnings: nonfuel	092	58,749.3	15,473.6	15,896.4	14,563.9	14,313.4	13,975.6	71,411.2	15,603.1	15,823.4	16,093.5	16,819.0	22,675.3

Italy (136)

In Millions of U.S. Dollars

		Exports (FOB)						Imports (CIF)					
		2016	2015Q4	2016Q1	2016Q2	2016Q3	2016Q4	2016	2015Q4	2016Q1	2016Q2	2016Q3	2016Q4
IFS World		455,826.7	116,643.0	109,298.1	117,721.9	112,700.6	116,075.8	401,712.6	99,947.3	99,024.0	102,022.4	97,161.2	103,414.4
World	001	461,511.9	116,213.9	109,278.1	121,600.6	112,701.6	117,931.6	404,511.0	100,735.8	99,150.1	105,560.9	97,167.5	102,632.5
Advanced Economies	110	324,102.4	79,698.2	78,373.5	85,294.8	78,945.5	81,488.5	260,461.7	64,763.4	63,918.5	68,445.9	61,362.3	66,734.9
Euro Area	163	189,166.1	45,755.0	46,478.9	50,029.8	45,564.6	47,092.7	193,076.7	48,334.3	46,997.6	50,372.1	45,480.8	50,226.2
Austria	122	9,774.6	2,389.5	2,339.7	2,607.0	2,407.0	2,421.0	9,191.1	2,342.5	2,220.9	2,415.8	2,177.6	2,376.7
Belgium	124	14,947.9	3,818.2	3,944.8	3,853.7	3,411.9	3,737.5	19,697.6	4,451.8	5,135.9	5,146.7	4,547.1	4,867.9
Cyprus	423	550.2	128.4	142.1	142.0	127.9	138.2	68.9	15.7	18.0	17.2	15.2	18.5
Estonia	939	454.2	107.0	103.5	129.5	110.6	110.6	125.3	31.2	30.7	32.8	29.3	32.5
Finland	172	1,760.7	384.0	428.6	465.2	381.6	485.3	1,491.6	353.8	339.5	398.7	368.0	385.4
France	132	48,618.2	11,817.0	12,227.9	13,022.9	11,497.3	11,870.2	36,007.9	9,118.5	8,870.4	9,480.6	8,332.2	9,324.7
Germany	134	58,353.1	13,823.1	14,317.7	15,278.9	14,482.6	14,274.0	65,794.2	16,127.6	15,865.4	17,376.2	15,730.2	16,822.4
Greece	174	4,253.3	1,077.9	997.5	1,148.8	1,071.6	1,035.5	2,811.7	658.8	708.0	727.5	621.1	755.1
Ireland	178	1,910.5	374.7	353.4	403.3	464.2	689.5	3,690.6	1,218.5	859.6	885.3	894.3	1,051.4
Latvia	941	471.4	125.4	97.7	117.6	129.9	126.2	131.7	35.3	28.9	31.1	33.5	38.2
Lithuania	946	883.8	215.0	191.8	243.1	212.1	236.8	536.2	140.6	114.3	121.0	132.4	168.4
Luxembourg	137	521.0	133.1	126.6	138.9	123.8	131.6	952.9	247.5	204.9	245.3	261.6	241.1
Malta	181	1,736.2	398.3	352.6	521.3	418.3	444.0	386.1	63.6	63.4	66.3	73.2	183.1
Netherlands	138	10,761.8	2,748.7	2,724.5	2,818.8	2,566.7	2,651.8	22,283.4	6,208.1	5,350.1	5,464.3	5,360.6	6,108.5
Portugal	182	3,886.7	937.7	928.9	1,032.9	928.3	996.5	1,754.7	460.6	408.3	468.1	390.7	487.7
Slovak Republic	936	3,012.2	684.4	687.9	800.9	697.3	826.1	3,671.3	903.9	856.7	1,008.2	820.4	986.1
Slovenia	961	4,030.3	970.5	965.0	1,065.7	987.2	1,012.4	2,867.2	734.6	710.6	746.0	673.0	737.6
Spain	184	23,240.1	5,622.2	5,548.8	6,239.4	5,546.3	5,905.6	21,614.4	5,221.8	5,211.9	5,741.0	5,020.4	5,641.1
Australia	193	3,956.8	1,066.4	841.3	1,045.8	1,000.9	1,068.9	538.6	124.1	132.7	163.7	123.2	119.1
Canada	156	4,098.4	1,048.6	926.2	1,054.9	1,052.0	1,065.3	1,632.9	389.1	432.5	404.4	311.0	485.0
China,P.R.: Hong Kong	532	6,393.7	1,650.1	1,474.9	1,611.6	1,654.8	1,652.4	2,650.0	128.9	65.4	73.6	66.8	59.2
China,P.R.: Macao	546	172.8	42.7	42.2	33.6	49.1	47.9	6.3	0.5	1.5	1.2	1.1	2.5
Czech Republic	935	5,957.1	1,415.3	1,440.5	1,608.6	1,440.0	1,468.0	7,051.2	1,553.7	1,750.5	1,901.8	1,636.1	1,762.8
Denmark	128	3,056.3	721.4	744.9	808.3	727.7	775.4	2,422.9	588.8	584.6	618.1	610.6	609.6
Iceland	176	134.5	38.1	34.0	37.4	30.9	32.3	26.1	6.5	7.1	7.6	6.3	5.1
Israel	436	2,776.2	747.2	648.8	757.6	668.4	701.4	1,000.9	218.0	287.8	267.4	206.1	239.5
Japan	158	6,674.1	1,580.7	1,538.2	1,689.0	1,745.9	1,701.1	4,454.2	873.6	1,090.2	1,372.4	973.2	1,018.3
Korea, Republic of	542	4,418.1	1,252.0	1,039.1	1,093.0	1,098.1	1,187.9	3,283.3	928.9	858.7	887.9	713.3	823.4
New Zealand	196	522.6	135.2	109.7	128.0	139.8	145.1	272.8	67.2	64.8	81.2	71.2	55.6
Norway	142	1,703.4	419.0	458.2	443.2	397.8	404.2	820.4	305.0	162.4	161.3	300.0	196.7
San Marino	135	32.2	10.7	9.7	5.9	6.4	10.1
Singapore	576	2,042.3	650.0	496.1	529.0	500.3	516.9	289.8	69.2	64.6	60.7	97.0	67.5
Sweden	144	4,661.4	1,172.9	1,152.0	1,266.6	1,102.0	1,140.7	3,997.3	962.3	974.5	1,048.0	953.8	1,021.0
Switzerland	146	21,093.2	5,335.0	5,001.6	5,651.7	5,158.5	5,281.4	11,742.5	2,882.1	3,032.2	3,197.1	2,766.5	2,746.7
Taiwan Prov.of China	528	1,472.1	383.7	348.1	348.5	372.1	403.3	2,010.2	414.3	528.7	560.5	457.8	463.2
United Kingdom	112	24,878.7	6,361.1	5,924.5	6,579.4	6,165.9	6,208.9	12,170.4	3,252.4	2,962.3	3,238.4	2,906.5	3,063.1
United States	111	40,862.7	9,904.5	9,657.6	10,565.9	10,063.2	10,575.9	15,399.1	3,664.5	3,919.3	4,028.4	3,681.0	3,770.4
Vatican	187	29.6	8.6	7.0	6.9	7.2	8.6	1.2	0.0	1.1	0.1
Emerg. & Dev. Economies	200	132,697.6	35,158.0	29,730.3	35,168.7	32,628.9	35,169.7	142,830.6	35,592.2	34,937.2	36,809.1	35,496.3	35,588.0
Emerg. & Dev. Asia	505	23,340.1	5,861.8	4,721.4	6,318.1	5,802.7	6,498.0	45,385.3	10,618.5	11,913.0	11,428.8	11,707.9	10,335.7
American Samoa	859	0.2	0.3	0.0	0.1	0.0	0.0	0.0	0.0
Bangladesh	513	562.5	128.4	100.9	129.9	172.8	158.9	1,462.3	270.8	448.5	300.4	407.7	305.7
Bhutan	514	2.0	2.7	0.9	0.4	0.5	0.2	0.1	0.1	0.1	0.0
Brunei Darussalam	516	24.5	7.5	3.5	6.5	9.5	5.0	0.2	0.0	0.1	0.1	0.0
Cambodia	522	68.9	14.7	16.8	17.4	16.1	18.6	339.3	80.2	87.1	69.2	103.3	79.7
China,P.R.: Mainland	924	12,249.7	3,058.5	2,535.4	3,137.2	3,136.7	3,440.4	30,200.4	7,339.9	7,957.3	7,532.8	7,931.4	6,778.9
Fiji	819	19.1	1.8	5.2	1.4	10.9	1.7	0.1	12.8	0.0	0.0	0.1	0.0
F.T. French Polynesia	887	23.1	6.6	6.0	5.6	5.8	5.6	3.9	0.2	1.9	0.2	1.7	0.1
F.T. New Caledonia	839	43.8	11.6	9.0	14.0	8.3	12.5	12.0	0.0	0.4	1.5	5.0	5.2
Guam	829	9.2	2.2	2.0	2.3	2.0	2.9	0.1	0.1	0.0	0.1	0.0	0.0
India	534	3,622.8	1,003.0	786.6	904.8	940.7	990.8	4,693.0	957.9	1,223.4	1,231.2	1,118.9	1,119.6
Indonesia	536	1,281.2	372.2	276.9	336.2	280.5	387.5	1,836.8	479.7	480.6	505.9	424.2	426.2
Kiribati	826	0.3	0.0	0.1	0.3	0.0
Lao People's Dem.Rep	544	14.8	1.8	1.5	2.2	1.2	9.8	30.6	3.4	15.3	5.6	5.7	4.0
Malaysia	548	1,173.2	302.5	217.4	320.5	266.3	369.0	1,061.9	264.9	289.2	263.0	280.5	229.2
Maldives	556	31.5	9.4	8.3	7.7	8.3	7.3	9.9	3.2	3.4	3.0	0.9	2.6

Italy (136)

In Millions of U.S. Dollars

		Exports (FOB)						Imports (CIF)					
		2016	2015Q4	2016Q1	2016Q2	2016Q3	2016Q4	2016	2015Q4	2016Q1	2016Q2	2016Q3	2016Q4
Marshall Islands	867	436.8	3.4	0.1	426.6	10.0	0.1	0.0	0.0	0.0
Mongolia	948	34.3	5.5	7.5	8.7	8.8	9.3	42.2	13.5	12.8	8.8	9.3	11.3
Myanmar	518	101.2	22.1	18.7	24.8	15.8	41.9	104.9	13.6	22.3	22.0	32.9	27.6
Nauru	836	0.1	0.1	0.0	0.0	0.0	0.0
Nepal	558	17.6	3.1	3.5	3.8	6.1	4.3	10.7	2.5	2.5	2.9	2.7	2.6
Palau	565	0.1	0.1	0.0	0.0	0.1	0.0	0.0	0.0
Papua New Guinea	853	22.3	2.4	1.1	1.7	3.2	16.3	73.3	27.2	14.4	17.9	21.6	19.4
Philippines	566	678.4	150.0	117.7	217.4	166.9	176.4	240.8	64.8	61.2	62.6	60.4	56.5
Samoa	862	0.7	0.1	0.0	0.1	0.3	0.4	0.0	0.0	0.0
Solomon Islands	813	0.2	0.0	0.1	0.0	0.1	34.0	13.2	7.4	11.0	10.8	4.9
Sri Lanka	524	260.4	64.9	53.9	64.8	62.0	79.6	376.5	109.1	92.0	100.6	97.8	86.1
Thailand	578	1,475.3	368.2	296.8	368.3	384.0	426.2	1,563.1	310.2	392.4	430.5	391.6	348.6
Timor-Leste	537	0.2	0.1	0.0	0.0	0.1	0.0	0.1	0.1
Tonga	866	0.1	0.0	0.0	0.0	0.2	0.0	0.2
Vanuatu	846	0.5	0.1	0.1	0.1	0.1	0.1	0.1	2.5	0.1	0.0
Vietnam	582	1,157.6	315.2	250.8	314.1	285.1	307.5	3,288.4	648.7	800.8	859.3	801.1	827.3
Asia n.s.	598	27.6	3.5	0.7	1.1	0.3	25.4	0.1	0.0	0.0	0.0	0.0	0.1
Europe	170	56,881.9	14,883.2	13,165.0	15,250.5	14,034.5	14,431.9	57,996.4	15,019.6	14,151.9	15,303.0	13,710.9	14,830.6
Emerg. & Dev. Europe	903	45,550.5	11,605.6	10,682.8	12,444.4	11,021.0	11,402.3	38,231.3	9,373.7	9,381.1	10,032.3	8,871.8	9,946.1
Albania	914	1,403.5	406.6	310.5	398.0	336.1	358.9	993.1	229.2	240.3	254.5	240.8	257.5
Bosnia and Herzegovina	963	721.6	188.2	166.5	207.3	168.8	179.0	762.8	174.2	186.5	207.9	175.8	192.5
Bulgaria	918	2,259.1	582.2	541.7	614.0	530.1	573.1	2,718.4	570.9	690.3	708.8	652.2	667.0
Croatia	960	2,821.9	684.8	696.9	748.8	709.9	666.3	1,644.9	416.1	354.1	429.4	377.0	484.4
Faroe Islands	816	17.5	13.5	0.4	16.0	0.5	0.6	0.2	0.0	0.0	0.1	0.1	0.0
Gibraltar	823	889.1	344.1	188.3	177.7	260.4	262.8	6.8	2.9	6.2	0.5	0.0
Hungary	944	4,864.2	1,129.5	1,186.2	1,327.4	1,182.1	1,168.5	5,068.8	1,240.2	1,209.9	1,340.6	1,228.3	1,289.9
Kosovo	967	99.5	24.6	21.2	27.6	24.7	25.9	5.9	1.1	1.5	1.7	1.3	1.4
Macedonia, FYR	962	282.7	79.5	61.4	81.1	64.7	75.6	189.4	46.1	44.9	47.1	49.6	47.8
Montenegro	943	148.3	28.2	30.0	47.7	40.4	30.1	26.9	11.1	8.1	9.4	5.8	3.5
Poland	964	12,427.4	3,041.2	2,938.9	3,325.9	3,028.2	3,134.4	9,659.7	2,466.3	2,446.5	2,540.1	2,196.9	2,476.2
Romania	968	7,315.8	1,942.4	1,682.8	1,979.3	1,773.7	1,880.0	6,912.4	1,837.0	1,714.2	1,759.4	1,682.8	1,755.9
Serbia, Republic of	942	1,676.4	399.9	406.2	475.8	390.4	403.9	1,981.4	446.1	515.5	592.7	441.5	431.7
Turkey	186	10,623.6	2,740.9	2,451.7	3,017.6	2,511.0	2,643.2	8,260.7	1,932.6	1,962.9	2,140.4	1,819.2	2,338.2
CIS	901	11,307.8	3,272.6	2,477.4	2,801.7	3,004.8	3,023.9	19,764.4	5,644.5	4,770.4	5,270.6	4,839.0	4,884.3
Armenia	911	105.0	30.0	23.5	29.0	27.6	25.0	33.4	8.3	5.6	8.8	11.0	8.1
Azerbaijan, Rep. of	912	300.9	115.4	76.3	71.9	69.6	83.1	3,232.4	1,027.6	657.1	813.3	968.8	793.2
Belarus	913	309.6	135.1	52.5	85.3	84.4	87.4	77.7	34.5	25.2	21.7	18.0	12.8
Georgia	915	264.7	55.1	53.7	65.2	67.2	78.5	70.8	20.9	19.2	18.4	16.6	16.6
Kazakhstan	916	934.2	307.5	368.9	237.8	188.3	139.2	1,628.5	502.0	367.8	552.0	412.1	296.5
Kyrgyz Republic	917	24.2	6.7	4.6	5.5	7.1	7.1	1.1	0.2	0.2	0.2	0.1	0.6
Moldova	921	228.3	58.8	47.6	65.9	55.5	59.3	262.4	53.7	53.5	63.0	65.3	80.6
Russian Federation	922	7,434.6	2,110.7	1,529.2	1,843.4	2,028.5	2,033.5	11,743.8	3,350.5	3,065.1	2,999.9	2,671.3	3,007.5
Tajikistan	923	48.6	9.1	3.9	6.0	23.9	14.8	80.4	15.1	19.7	33.3	20.9	6.5
Turkmenistan	925	247.7	110.9	34.7	60.0	43.5	109.5	422.6	33.5	34.6	154.6	141.8	91.6
Ukraine	926	1,215.3	285.7	249.2	286.8	353.5	325.8	2,195.4	596.1	521.2	600.5	508.3	565.3
Uzbekistan	927	194.7	47.8	33.4	44.9	55.6	60.7	15.8	2.0	1.2	5.1	4.7	4.8
Europe n.s.	884	23.6	4.9	4.8	4.4	8.7	5.7	0.7	1.4	0.3	0.1	0.1	0.2
Mid East, N Africa, Pak	440	33,367.6	9,232.5	7,755.2	8,846.5	7,881.3	8,884.7	23,162.0	5,294.8	5,020.3	5,642.6	6,037.4	6,461.6
Afghanistan, I.R. of	512	10.9	2.7	1.5	2.8	3.3	3.4	1.2	0.7	0.2	0.4	0.3	0.4
Algeria	612	4,105.5	1,186.2	947.4	1,274.1	852.6	1,031.4	4,707.1	771.3	1,033.8	1,206.0	1,049.6	1,417.6
Bahrain, Kingdom of	419	292.0	60.1	77.5	92.9	53.3	68.4	136.4	10.6	30.0	17.8	41.5	47.1
Djibouti	611	32.5	10.7	12.2	3.7	6.3	10.3	1.1	0.2	0.0	0.2	0.2	0.7
Egypt	469	3,419.5	907.8	648.4	1,008.2	870.6	892.3	1,696.5	417.4	485.2	402.4	371.0	437.8
Iran, I.R. of	429	1,702.0	380.3	336.1	403.9	446.8	515.2	1,147.9	126.0	110.0	109.2	355.2	573.6
Iraq	433	683.9	213.8	161.5	169.2	159.9	193.3	3,267.4	1,066.0	590.1	1,000.8	1,153.9	522.6
Jordan	439	844.4	240.4	242.2	197.7	230.5	173.9	47.8	13.9	13.9	11.7	10.8	11.4
Kuwait	443	1,219.7	230.6	240.5	312.7	316.8	349.7	1,024.3	81.7	114.6	156.0	349.9	403.8
Lebanon	446	1,292.5	291.3	319.5	343.8	290.3	338.9	38.2	10.4	7.5	11.0	10.1	9.6
Libya	672	1,187.2	357.5	302.5	277.4	251.2	356.1	2,001.2	612.3	429.6	436.0	483.3	652.3
Mauritania	682	34.7	7.8	7.4	5.6	10.9	10.8	115.0	29.7	34.7	18.6	15.6	46.1

Italy (136)

In Millions of U.S. Dollars

		Exports (FOB)						Imports (CIF)					
		2016	2015Q4	2016Q1	2016Q2	2016Q3	2016Q4	2016	2015Q4	2016Q1	2016Q2	2016Q3	2016Q4
Morocco	686	1,785.4	481.5	414.7	515.1	424.9	430.7	923.5	217.8	232.0	232.2	185.4	273.9
Oman	449	902.3	224.7	211.3	168.0	355.5	167.5	55.7	27.6	14.1	19.7	7.6	14.3
Pakistan	564	687.3	151.6	144.7	174.3	188.3	180.0	664.1	142.1	175.4	188.1	158.2	142.3
Qatar	453	1,000.6	287.1	256.1	249.4	215.6	279.5	936.4	321.9	274.3	131.4	283.0	247.8
Saudi Arabia	456	4,628.7	1,453.0	1,167.6	1,172.6	972.9	1,315.6	2,829.5	662.4	646.5	633.9	695.7	853.4
Somalia	726	22.6	5.9	3.6	8.7	5.7	4.5	1.0	0.1	0.2	0.1	0.2	0.5
Sudan	732	143.1	31.9	29.3	39.6	28.4	45.8	17.7	6.4	3.6	3.5	3.3	7.3
Syrian Arab Republic	463	78.6	72.2	18.6	21.3	16.9	21.9	8.3	3.8	2.9	2.0	1.6	1.8
Tunisia	744	3,235.7	769.8	761.7	880.6	773.2	820.2	2,482.3	612.1	626.7	680.1	556.4	619.1
United Arab Emirates	466	5,981.0	1,842.0	1,434.3	1,503.1	1,390.3	1,653.5	1,053.3	158.9	193.4	379.7	303.3	176.9
West Bank and Gaza	487	20.1	3.9	3.0	3.9	5.2	8.0	1.9	0.4	0.5	0.5	0.2	0.7
Yemen, Republic of	474	57.6	19.4	13.8	18.0	11.9	13.8	4.2	1.2	0.8	1.6	1.0	0.8
Sub-Saharan Africa	603	5,179.3	1,512.8	1,147.3	1,286.7	1,260.0	1,485.3	6,576.3	2,094.9	1,550.7	1,817.1	1,588.0	1,620.6
Angola	614	208.8	71.4	49.7	56.4	53.2	49.5	457.0	358.2	63.7	184.7	190.8	17.7
Benin	638	41.7	17.2	11.9	12.0	8.6	9.2	7.6	1.6	2.4	2.2	1.5	1.5
Botswana	616	7.4	1.8	2.1	1.7	1.7	1.9	9.4	3.8	1.7	2.9	2.5	2.3
Burkina Faso	748	54.8	14.2	11.1	16.5	13.4	13.7	2.8	1.4	0.3	0.2	1.6	0.7
Burundi	618	4.6	1.4	0.7	2.0	1.3	0.7	2.1	0.8	0.8	0.4	0.1	0.7
Cabo Verde	624	23.4	2.6	3.2	1.5	4.0	14.7	7.3	0.8	1.1	2.2	2.4	1.7
Cameroon	622	125.2	26.4	23.4	32.2	32.4	37.2	430.4	52.0	77.1	120.3	141.9	91.1
Central African Rep.	626	11.6	7.3	3.4	1.9	4.9	1.4	1.5	0.2	0.1	0.6	0.4	0.3
Chad	628	10.1	8.6	3.0	4.4	1.6	1.0	0.0	1.6	0.0	0.0
Comoros	632	1.0	0.2	0.1	0.4	0.2	0.2	0.4	0.1	0.0	0.1	0.2	0.2
Congo, Dem. Rep. of	636	47.8	12.3	11.1	17.4	9.1	10.1	169.9	29.3	60.3	91.5	10.4	7.7
Congo, Republic of	634	147.7	38.4	28.2	35.4	32.1	52.0	777.4	381.2	171.8	147.9	139.7	318.0
Côte d'Ivoire	662	200.8	69.3	48.4	54.4	48.1	50.0	327.5	77.9	82.0	73.5	71.7	100.3
Equatorial Guinea	642	25.1	9.0	7.2	5.8	6.1	6.0	239.5	72.9	41.1	68.8	82.4	47.3
Eritrea	643	18.0	4.6	2.7	4.3	4.0	7.0	2.5	0.8	0.8	0.6	0.5	0.6
Ethiopia	644	359.3	112.1	96.2	73.7	92.6	96.8	57.3	14.0	12.1	15.0	12.2	18.0
Gabon	646	49.7	14.6	11.8	11.8	12.3	13.7	391.9	73.6	67.5	119.5	100.1	104.8
Gambia, The	648	3.8	1.9	0.8	0.9	1.3	0.8	0.3	0.5	0.2	0.0	0.1
Ghana	652	291.9	61.4	57.4	76.9	53.0	104.6	247.2	137.8	62.1	83.1	32.2	69.9
Guinea	656	58.1	15.6	14.8	13.5	13.9	15.8	4.4	1.3	1.2	0.7	1.7	0.8
Guinea-Bissau	654	2.4	0.7	0.7	0.5	0.8	0.4	0.3	0.3	0.1	0.1	0.1
Kenya	664	233.1	55.6	62.8	49.4	56.9	64.0	57.6	18.7	15.8	14.6	10.5	16.7
Lesotho	666	0.3	0.4	0.1	0.0	0.0	0.2	0.0	0.0	0.0
Liberia	668	18.8	3.0	3.1	8.1	5.3	2.3	28.7	0.6	26.2	0.6	1.2	0.7
Madagascar	674	33.3	10.3	7.1	8.5	8.6	9.0	27.6	5.7	7.9	6.5	8.8	4.4
Malawi	676	13.6	2.4	2.9	5.0	3.0	2.7	13.5	0.7	1.6	8.8	1.0	2.1
Mali	678	90.1	25.8	12.2	29.0	15.7	33.2	6.8	2.4	2.0	1.4	1.7	1.8
Mauritius	684	105.9	29.0	18.7	22.6	19.1	45.6	155.0	39.0	37.4	47.6	33.2	36.7
Mozambique	688	48.5	13.5	13.8	15.0	10.3	9.4	407.3	100.1	103.7	120.3	89.7	93.6
Namibia	728	77.7	7.5	16.4	7.0	4.5	49.7	190.0	23.6	51.0	49.1	51.9	38.1
Niger	692	16.6	4.7	3.3	3.3	5.3	4.7	0.1	0.0	0.0	0.0	0.1
Nigeria	694	545.3	180.5	134.6	127.7	143.9	139.1	668.6	186.8	191.2	150.3	124.8	202.3
Rwanda	714	10.9	5.5	1.4	4.1	2.5	3.0	3.4	0.7	0.7	1.1	0.2	1.4
São Tomé & Príncipe	716	0.3	0.5	0.1	0.0	0.0	0.1	0.5	0.1	0.0	0.1	0.3	0.1
Senegal	722	247.1	50.9	45.0	64.4	63.1	74.7	75.7	18.2	19.8	21.0	18.1	16.7
Seychelles	718	24.1	6.4	3.9	7.9	5.7	6.6	52.6	10.4	6.4	17.1	14.3	14.9
Sierra Leone	724	8.8	3.0	2.2	2.3	2.6	1.7	0.7	0.0	0.0	0.4	0.0	0.3
South Africa	199	1,769.1	532.7	391.0	436.7	452.9	488.6	1,473.0	409.8	365.2	368.5	386.7	352.6
South Sudan, Rep. of	733	1.0	0.1	1.0
Swaziland	734	16.1	2.5	0.6	12.2	2.3	1.0	7.7	1.8	1.6	2.1	1.6	2.4
Tanzania	738	87.1	26.7	19.1	22.4	28.7	16.9	42.6	7.9	13.9	12.5	8.0	8.2
Togo	742	33.8	22.7	7.1	9.1	8.4	9.2	14.7	2.6	3.5	6.1	3.4	1.7
Uganda	746	69.7	12.2	8.9	17.7	18.3	24.8	109.4	26.6	32.9	28.2	22.3	26.0
Zambia	754	16.8	17.5	2.5	4.7	4.1	5.5	50.1	15.3	3.6	35.5	7.6	3.4
Zimbabwe	698	17.6	8.6	2.6	5.6	3.9	5.5	53.7	14.0	20.0	10.7	10.3	12.7
Africa n.s.	799	0.4	0.0	0.2	0.2	0.1	0.1	0.0

Italy (136)

In Millions of U.S. Dollars

		Exports (FOB)						Imports (CIF)					
		2016	2015Q4	2016Q1	2016Q2	2016Q3	2016Q4	2016	2015Q4	2016Q1	2016Q2	2016Q3	2016Q4
Western Hemisphere	205	13,928.6	3,667.7	2,941.4	3,467.0	3,650.5	3,869.7	9,710.6	2,564.4	2,301.3	2,617.6	2,452.2	2,339.5
Anguilla	312	0.9	0.6	0.1	0.1	0.2	0.5
Antigua and Barbuda	311	4.9	1.9	0.9	1.1	1.2	1.8	0.1	0.0	0.0	0.0	0.1	0.0
Argentina	213	1,273.9	339.9	285.7	280.2	317.8	390.2	1,085.6	272.7	231.2	267.8	291.1	295.5
Aruba	314	7.5	2.2	1.5	2.2	1.2	2.7	0.1	0.0	0.0	0.0	0.0	0.0
Bahamas, The	313	35.8	12.2	8.1	5.6	18.7	3.4	2.2	0.7	0.7	0.9	0.3	0.3
Barbados	316	8.9	2.8	1.9	1.8	2.8	2.3	0.4	0.1	0.3	0.0	0.1	0.0
Belize	339	7.4	1.2	0.9	4.6	0.9	0.9	15.1	0.0	0.4	13.4	1.3
Bermuda	319	122.8	2.3	2.7	2.3	2.0	115.7	0.1	7.7	0.0	0.0	0.0	0.0
Bolivia	218	89.2	31.3	16.4	22.2	21.2	29.5	56.4	10.9	13.0	20.3	10.4	12.7
Brazil	223	3,546.9	913.2	772.0	876.8	980.2	917.9	3,580.7	813.2	815.6	1,040.6	889.8	834.7
Chile	228	1,013.6	275.6	214.6	235.8	281.9	281.3	908.4	253.4	212.7	257.1	230.4	208.2
Colombia	233	643.0	187.3	145.3	171.4	150.7	175.7	620.6	196.5	154.4	170.1	134.9	161.1
Costa Rica	238	161.8	42.4	37.4	40.4	36.7	47.3	294.6	61.4	59.0	86.5	68.8	80.4
Curacao	354	1.6
Dominica	321	9.7	0.4	0.1	7.2	0.9	1.5	0.1	0.0	0.0	0.0
Dominican Republic	243	380.5	83.4	85.6	111.3	86.4	97.2	54.6	8.2	10.7	14.9	17.0	12.0
Ecuador	248	223.4	86.1	50.7	62.3	55.7	54.8	390.5	74.6	95.2	102.4	99.7	93.3
El Salvador	253	68.3	18.1	17.1	18.6	12.1	20.5	30.2	6.8	7.5	6.7	7.8	8.2
Falkland Islands	323	0.2	0.0	0.0	0.2	0.0	0.0
Greenland	326	0.5	0.1	0.1	0.1	0.1	0.2	0.1	0.1
Grenada	328	0.7	0.4	0.2	0.2	0.2	0.2	0.0	0.0	0.0	0.0	0.0
Guatemala	258	124.9	35.9	23.4	30.2	34.2	37.1	112.8	32.9	41.0	27.9	27.7	16.3
Guyana	336	6.3	2.1	1.7	1.6	1.3	1.7	30.2	8.7	9.0	6.3	9.6	5.3
Haiti	263	17.8	3.5	2.4	3.0	7.1	5.4	2.5	0.4	0.5	0.3	0.8	0.9
Honduras	268	50.4	16.4	11.1	12.9	13.8	12.6	71.5	14.5	16.5	24.0	18.7	12.3
Jamaica	343	27.2	7.6	4.9	5.1	10.4	6.8	2.2	0.8	0.5	0.6	0.4	0.6
Mexico	273	4,097.5	1,040.7	935.5	1,048.1	1,037.8	1,076.2	1,189.3	454.4	350.0	254.6	320.5	264.2
Montserrat	351	1.1	0.5	0.2	0.3	0.3	0.3	0.0	0.0	0.0	0.0
Nicaragua	278	35.6	8.6	6.1	9.2	10.9	9.5	30.4	8.6	5.6	9.4	6.8	8.6
Panama	283	316.3	80.1	61.1	99.6	74.6	81.0	20.5	7.1	4.7	4.4	5.3	6.2
Paraguay	288	75.5	17.7	13.1	18.6	18.9	24.8	333.6	80.2	55.0	89.8	87.9	100.9
Peru	293	597.3	235.8	109.0	132.5	165.8	190.0	482.3	137.8	108.8	127.9	127.8	117.8
Sint Maarten	352	5.0	5.6	5.0
St. Kitts and Nevis	361	1.1	0.3	0.1	0.6	0.2	0.3	0.0	0.0	0.0
St. Lucia	362	6.0	0.7	0.6	0.7	0.5	4.2	0.2	0.2	0.0	0.1	0.0
St. Vincent & Grens.	364	4.5	0.6	0.4	1.1	1.3	1.8	2.9	0.0	0.1	0.5	0.0	2.4
Suriname	366	8.3	2.4	1.5	3.2	2.0	1.5	2.0	0.1	0.2	1.8	0.1	0.0
Trinidad and Tobago	369	83.5	40.5	23.6	20.3	22.0	17.5	17.8	12.1	3.7	3.9	5.7	4.5
Uruguay	298	241.8	55.1	54.8	54.0	65.3	67.6	239.7	63.7	65.8	58.9	52.8	62.2
Venezuela, Rep. Bol.	299	252.5	83.7	46.9	57.6	56.3	91.7	94.2	33.8	26.2	28.9	21.5	17.6
Western Hem. n.s.	399	376.1	26.8	3.7	124.2	151.9	96.2	38.7	2.9	13.6	10.6	2.7	11.8
Other Countries n.i.e	910	346.9	120.5	77.3	93.5	90.0	86.1	21.9	8.2	6.2	4.8	6.0	4.8
Cuba	928	345.7	119.5	77.0	93.2	89.4	86.0	21.7	8.1	6.1	4.8	6.0	4.8
Korea, Dem. People's Rep.	954	1.2	1.0	0.3	0.3	0.6	0.1	0.2	0.1	0.1	0.0	0.0	0.0
Special Categories	899	1,120.4	303.9	216.3	279.0	278.4	346.8
Countries & Areas n.s.	898	3,244.7	933.4	880.7	764.6	758.9	840.5	1,196.9	372.1	288.2	301.1	302.9	304.8
Memorandum Items													
Africa	605	14,537.6	4,006.4	3,323.6	4,014.0	3,362.0	3,838.0	14,823.9	3,732.4	3,481.8	3,957.7	3,398.7	3,985.8
Middle East	405	23,310.1	6,584.3	5,432.6	5,942.1	5,587.7	6,347.7	14,249.0	3,514.4	2,913.7	3,313.5	4,068.1	3,953.7
European Union	998	257,408.0	62,805.8	62,787.4	68,288.3	62,224.3	64,108.1	244,722.6	61,221.9	59,684.6	63,956.9	57,725.0	63,356.1
Export earnings: fuel	080	32,982.0	9,658.4	7,678.5	8,436.2	7,921.3	8,946.0	37,904.9	10,155.6	8,389.9	9,608.9	9,828.1	10,078.0
Export earnings: nonfuel	092	428,529.9	106,555.5	101,599.6	113,164.4	104,780.3	108,985.6	366,606.1	90,580.2	90,760.2	95,952.0	87,339.4	92,554.5

Jamaica (343)

In Millions of U.S. Dollars

		Exports (FOB)						Imports (CIF)					
		2016	2015Q4	2016Q1	2016Q2	2016Q3	2016Q4	2016	2015Q4	2016Q1	2016Q2	2016Q3	2016Q4
IFS World		293.8	271.7	343.3	1,197.0	1,083.8	1,213.2
World	001	1,119.0	284.7	239.5	299.4	279.6	300.5	5,393.0	1,255.6	1,222.3	1,347.8	1,451.8	1,371.2
Advanced Economies	110	893.1	225.0	192.8	239.1	233.5	227.7	2,812.7	691.5	658.3	704.7	754.7	695.1
Euro Area	163	134.6	45.3	17.1	59.1	51.8	6.6	365.2	86.5	80.3	85.3	106.4	93.2
Austria	122	0.1	0.0 r	0.0 r	0.0 r	0.0 r	0.0 r	6.8	2.9 r	2.5 r	1.0 r	1.7 r	1.5 r
Belgium	124	0.9	0.1 r	0.4 r	0.3 r	0.2 r	0.1 r	40.3	12.4 r	9.2 r	10.2 r	9.4 r	11.5 r
Cyprus	423	0.0	0.0 r	0.0 r	0.0 r	0.0 r	0.1	0.0 r	0.0 r	0.0 r	0.0 r	0.0 r
Finland	172	0.0	0.0 r	0.0 r	0.0 r	0.0 r	0.0 r	0.2	0.4 r	0.1 r	0.0 r	0.0 r	0.1 r
France	132	4.3	1.7 r	0.8 r	0.7 r	1.1 r	1.7 r	47.7	8.1 r	10.8 r	11.2 r	16.0 r	9.7 r
Germany	134	4.1	1.0 r	0.4 r	1.2 r	1.3 r	1.3 r	112.9	26.9 r	29.1 r	28.3 r	26.9 r	28.7 r
Greece	174	0.0	0.0 r	0.0 r	0.0 r	0.0 r	0.0 r	1.4	0.3 r	0.4 r	0.3 r	0.3 r	0.4 r
Ireland	178	1.9	0.2 r	0.5 r	0.5 r	0.5 r	0.5 r	6.3	1.7 r	1.9 r	1.7 r	0.8 r	2.0 r
Italy	136	1.4	0.5 r	0.3 r	0.4 r	0.3 r	0.4 r	31.2	8.3 r	5.4 r	5.8 r	12.0 r	8.0 r
Malta	181	5.1	0.3 r	1.7 r	1.9 r	0.7 r	0.7 r
Netherlands	138	121.6	36.5 r	14.7 r	56.0 r	48.3 r	2.6 r	39.0	8.4 r	8.4 r	8.2 r	12.2 r	10.2 r
Portugal	182	0.9	0.5 r	0.2 r	0.1 r	0.3 r	0.3 r
Slovak Republic	936	0.0	0.1 r	0.0 r	0.0 r	0.0 r	0.0 r
Slovenia	961	5.3 r	0.8	0.3 r	0.2 r	0.4 r	0.1 r	0.1 r
Spain	184	0.2	0.0 r	0.0 r	0.1 r	0.1 r	0.0 r	72.5	15.9 r	10.4 r	16.1 r	26.1 r	20.0 r
Australia	193	0.7	0.2 r	0.2 r	0.1 r	0.1 r	0.3 r	7.9	6.3 r	2.8 r	2.0 r	0.4 r	2.7 r
Canada	156	154.4	55.4 r	44.2 r	43.9 r	16.4 r	49.9 r	88.0	25.2 r	20.0 r	20.6 r	21.7 r	25.7 r
China,P.R.: Hong Kong	532	1.0	0.7 r	0.3 r	0.2 r	0.3 r	0.3 r	31.6	2.5 r	8.6 r	8.9 r	9.6 r	4.6 r
Czech Republic	935	0.0	0.0 r	0.0 r	0.0 r	0.0 r	0.0 r	5.8	0.1 r	4.9 r	0.3 r	0.3 r	0.4 r
Denmark	128	0.2	0.0 r	0.1 r	0.0 r	0.0 r	0.0 r	9.3	2.2 r	3.2 r	2.4 r	1.4 r	2.3 r
Iceland	176	35.3	9.7 r	6.8 r	0.0 r	11.0 r	17.5 r
Israel	436	0.0	0.0 r	0.0 r	0.0 r	0.0 r	0.0 r	3.6	1.1 r	1.1 r	0.8 r	1.0 r	0.7 r
Japan	158	20.6	5.1 r	2.7 r	4.5 r	8.7 r	4.7 r	235.2	54.6 r	50.4 r	55.6 r	58.8 r	70.3 r
Korea, Republic of	542	1.5	0.7 r	0.3 r	0.3 r	0.4 r	0.5 r	22.1	4.7 r	6.8 r	5.5 r	4.8 r	5.0 r
New Zealand	196	3.6	1.0 r	0.6 r	0.6 r	1.3 r	1.1 r	22.8	9.4 r	6.1 r	3.2 r	5.2 r	8.3 r
Norway	142	0.1	0.0 r	0.0 r	0.0 r	0.0 r	0.0 r	19.6	3.7 r	6.3 r	2.5 r	5.4 r	5.5 r
Singapore	576	0.4	0.0 r	0.1 r	0.0 r	0.2 r	0.1 r	22.9	7.6 r	5.0 r	7.1 r	4.0 r	6.8 r
Sweden	144	1.0	0.0 r	0.0 r	0.9 r	0.0 r	0.0 r	15.3	1.5 r	2.4 r	1.3 r	8.3 r	3.3 r
Switzerland	146	0.8	0.0 r	0.2 r	0.2 r	0.3 r	0.1 r	30.4	8.1 r	8.6 r	4.3 r	6.0 r	11.5 r
Taiwan Prov.of China	528	2.9	0.5 r	0.4 r	0.9 r	1.0 r	0.7 r	61.8	3.6 r	27.9 r	27.3 r	3.2 r	3.4 r
United Kingdom	112	52.5	11.2 r	9.8 r	22.2 r	10.9 r	9.5 r	68.7	17.5 r	13.0 r	23.0 r	17.3 r	15.4 r
United States	111	483.6	95.3 r	110.1 r	106.1 r	131.1 r	136.3 r	1,802.6	457.1 r	411.0 r	454.7 r	500.9 r	436.0 r
Emerg. & Dev. Economies	200	223.4	59.2	46.2	59.6	45.5	72.0	2,488.2	540.7	542.9	619.3	672.7	653.4
Emerg. & Dev. Asia	505	15.4	1.0	1.1	0.6	0.8	12.9	501.9	149.3	104.4	139.4	133.3	124.9
Bangladesh	513	1.3	0.3 r	0.3 r	0.3 r	0.3 r	0.3 r
Cambodia	522	0.0	0.0 r	0.0 r	0.0 r	0.0 r	0.0 r	0.1	0.0 r	0.0 r	0.0 r	0.0 r	0.0 r
China,P.R.: Mainland	924	14.4	0.8 r	0.7 r	0.4 r	0.6 r	12.7 r	327.1	109.3 r	66.5 r	93.4 r	85.2 r	82.0 r
India	534	0.4	0.0 r	0.2 r	0.0 r	0.1 r	0.1 r	46.5	11.4 r	10.4 r	12.0 r	13.2 r	11.0 r
Indonesia	536	0.0	0.0 r	0.0 r	0.0 r	0.0 r	0.0 r	18.8	3.8 r	3.7 r	5.1 r	5.2 r	4.8 r
Malaysia	548	0.0	0.0 r	0.0 r	0.0 r	0.0 r	0.0 r	16.9	3.0 r	3.9 r	4.3 r	4.5 r	4.3 r
Philippines	566	0.0	0.0 r	0.0 r	0.0 r	0.0 r	0.0 r	0.0	0.3 r	0.0 r	0.0 r	0.0 r	0.0 r
Sri Lanka	524	3.5	0.6 r	1.6 r	0.7 r	0.6 r	0.6 r
Thailand	578	0.2	0.0 r	0.0 r	0.0 r	0.1 r	0.1 r	67.7	15.6 r	13.5 r	18.4 r	18.9 r	16.9 r
Vietnam	582	0.4	0.1 r	0.1 r	0.1 r	0.1 r	0.1 r	7.5	1.9 r	1.7 r	1.9 r	2.0 r	1.9 r
Asia n.s.	598	12.5	3.2 r	2.9 r	3.2 r	3.3 r	3.1 r
Europe	170	84.9	29.6	18.0	24.4	17.0	25.5	45.2	10.7	10.2	11.4	11.7	11.8
Emerg. & Dev. Europe	903	0.2	0.1	0.1	0.0	0.0	0.1	44.8	10.6	10.2	11.3	11.7	11.6
Bulgaria	918	0.0	0.0 r	0.0 r	0.0 r	0.0 r	0.4	0.2 r	0.1 r	0.1 r	0.1 r	0.1 r
Croatia	960	0.1	0.0 r	0.0 r	0.0 r
Faroe Islands	816	0.2 e	0.0 e	0.0 e	0.0 e	0.0 e	0.1 e
Hungary	944	0.0	0.0 r	0.0 r	0.0 r	0.0 r	20.4	4.4 r	5.2 r	5.0 r	5.0 r	5.2 r
Poland	964	2.4	0.2 r	0.2 r	0.7 r	0.4 r	1.1 r
Romania	968	0.1	0.3 r	0.1 r	0.0 r	0.0 r	0.0 r
Turkey	186	0.0	0.0 r	0.0 r	0.0 r	0.0 r	0.0 r	21.4	5.6 r	4.6 r	5.5 r	6.1 r	5.1 r
CIS	901	84.7	29.6	17.9	24.4	17.0	25.4	0.4	0.1	0.0	0.1	0.0	0.3
Belarus	913	0.2 e	0.0 e	0.0 e	0.1 e	0.0 e	0.1 e

Jamaica (343)

In Millions of U.S. Dollars

		Exports (FOB)						Imports (CIF)					
		2016	2015Q4	2016Q1	2016Q2	2016Q3	2016Q4	2016	2015Q4	2016Q1	2016Q2	2016Q3	2016Q4
Moldova	921	0.2 e	0.0 e	0.0 e	0.1 e	0.1 e	0.1 e	0.0	0.0 r	0.0 r	0.0 r	0.0 r	0.0 r
Russian Federation	922	66.8	22.8 r	15.4 r	18.8 r	12.1 r	20.5 r	0.4	0.1 r	0.0 r	0.1 r	0.0 r	0.3 r
Tajikistan	923	16.0 e	5.2 e	2.4 e	4.7 e	4.1 e	4.8 e
Ukraine	926	1.6	1.5 r	0.8 r	0.7 r	0.0 r
Mid East, N Africa, Pak	440	23.1	5.7	5.2	6.6	5.2	6.2	5.9	1.5	1.4	1.5	1.5	1.4
Egypt	469	0.0 r	0.6	0.2 r	0.1 r	0.2 r	0.2 r	0.2 r
Iran, I.R. of	429	0.1	0.0 r	0.0 r	0.0 r	0.0 r	0.0 r
Oman	449	0.1	0.0 r	0.0 r	0.0 r	0.0 r	0.0 r
Pakistan	564	0.0	0.0 r	0.0 r	0.0 r	0.0 r	0.0 r	1.5	0.4 r	0.3 r	0.4 r	0.4 r	0.4 r
Qatar	453	0.5	0.1 r	0.1 r	0.1 r	0.1 r	0.1 r
Saudi Arabia	456	0.1	0.0 r	0.0 r	0.0 r	0.0 r	0.0 r	0.1	0.0 r	0.0 r	0.0 r	0.0 r	0.0 r
United Arab Emirates	466	23.0	5.6 r	5.2 r	6.5 r	5.1 r	6.1 r	3.1	0.8 r	0.7 r	0.8 r	0.8 r	0.8 r
Sub-Saharan Africa	603	0.1	0.0	0.0	0.0	0.0	0.0	6.9	1.3	2.3	1.6	1.5	1.5
Côte d'Ivoire	662	0.0 e	0.0 e	0.0 e	0.0 e	0.0 e	0.0 e	0.1	0.0 r	0.0 r	0.0 r	0.0 r	0.0 r
Ghana	652	0.0	0.0 r	0.0 r	0.0 r	0.0 r	0.0 r	0.1	0.0 r	0.0 r	0.0 r	0.0 r	0.0 r
Liberia	668	0.0	0.0 r	0.0 r	0.0 r	0.0 r	0.0 r	0.1	0.0 r	0.0 r	0.0 r	0.0 r	0.0 r
South Africa	199	0.0	0.0 r	0.0 r	0.0 r	0.0 r	0.0 r	6.5	1.2 r	2.2 r	1.5 r	1.4 r	1.4 r
Western Hemisphere	205	99.8	22.9	22.0	27.9	22.4	27.5	1,928.4	377.8	424.7	465.4	524.6	513.7
Anguilla	312	0.2	0.1 r	0.0 r	0.1 r	0.0 r	0.1 r
Antigua and Barbuda	311	3.9	0.9 r	0.8 r	1.1 r	0.9 r	1.1 r	0.1	0.0 r	0.0 r	0.0 r	0.0 r	0.0 r
Argentina	213	6.3	1.4 r	1.5 r	1.5 r	1.6 r	1.7 r
Aruba	314	0.7	0.1 r	0.1 r	0.2 r	0.2 r	0.2 r	0.0	0.0 r	0.0 r	0.0 r	0.0 r	0.0 r
Bahamas, The	313	1.6	0.4 r	0.4 r	0.5 r	0.4 r	0.4 r	28.3	7.2 r	6.5 r	7.3 r	7.5 r	7.0 r
Barbados	316	6.8	1.6 r	1.5 r	1.9 r	1.5 r	1.9 r	19.8	4.3 r	4.2 r	5.0 r	5.4 r	5.2 r
Belize	339	3.0	0.6 r	0.6 r	0.8 r	0.7 r	0.9 r	13.1	3.2 r	2.9 r	3.4 r	3.5 r	3.3 r
Bermuda	319	2.0	0.5 r	0.5 r	0.6 r	0.5 r	0.5 r	0.1	0.0 r	0.0 r	0.0 r	0.0 r	0.0 r
Brazil	223	1.0	0.4 r	0.2 r	0.4 r	0.3 r	0.1 r	76.1	15.7 r	11.3 r	21.8 r	24.3 r	18.7 r
Chile	228	0.2	0.1 r	0.0 r	0.0 r	0.0 r	0.1 r	14.5	4.5 r	2.3 r	3.9 r	4.2 r	4.1 r
Colombia	233	2.9	0.6 r	0.7 r	0.8 r	0.6 r	0.8 r	349.7	42.4 r	85.9 r	92.2 r	90.5 r	81.1 r
Costa Rica	238	2.0	0.5 r	0.5 r	0.6 r	0.4 r	0.5 r	45.6	11.8 r	10.5 r	11.8 r	12.1 r	11.2 r
Curacao	354	1.9	0.5 r	0.4 r	0.5 r	0.4 r	0.5 r	1.2	0.3 r	0.3 r	0.3 r	0.3 r	0.3 r
Dominica	321	1.6	0.2 r	0.3 r	0.4 r	0.4 r	0.5 r	5.5	1.4 r	1.2 r	1.4 r	1.5 r	1.4 r
Dominican Republic	243	1.3	0.2 r	0.2 r	0.4 r	0.3 r	0.4 r	54.8	15.3 r	13.2 r	14.4 r	14.3 r	12.9 r
Ecuador	248	0.1	0.0 r	0.0 r	0.0 r	0.0 r	0.0 r	2.9	0.6 r	0.7 r	0.7 r	0.8 r	0.7 r
El Salvador	253	0.0	0.0 r	0.0 r	0.0 r	0.0 r	0.0 r	24.8	5.6 r	4.9 r	6.3 r	7.1 r	6.4 r
Grenada	328	1.7	0.4 r	0.4 r	0.5 r	0.4 r	0.5 r	0.2	0.0 r	0.0 r	0.1 r	0.1 r	0.1 r
Guatemala	258	0.0	0.0 r	0.0 r	0.0 r	0.0 r	0.0 r	26.1	7.1 r	6.2 r	6.8 r	6.8 r	6.2 r
Guyana	336	7.9	1.7 r	1.7 r	2.2 r	1.8 r	2.2 r	37.5	10.3 r	9.0 r	9.8 r	9.8 r	8.9 r
Haiti	263	1.5	0.3 r	0.3 r	0.4 r	0.3 r	0.4 r	0.3	0.1 r	0.1 r	0.1 r	0.1 r	0.1 r
Honduras	268	0.2	0.0 r	0.1 r	0.1 r	0.1 r	0.1 r	7.6	1.9 r	1.7 r	1.9 r	2.0 r	1.9 r
Mexico	273	1.8	0.3 r	0.6 r	0.2 r	0.3 r	0.7 r	235.0	21.8 r	50.3 r	26.5 r	68.1 r	90.1 r
Montserrat	351	0.2	0.1 r	0.1 r	0.1 r	0.1 r	0.1 r	0.0	0.0 r	0.0 r	0.0 r	0.0 r	0.0 r
Nicaragua	278	1.1	0.3 r	0.2 r	0.3 r	0.3 r	0.3 r
Panama	283	0.2	0.0 r	0.0 r	0.1 r	0.1 r	0.1 r	53.5	11.6 r	12.4 r	14.4 r	14.1 r	12.7 r
Peru	293	0.7	0.2 r	0.2 r	0.2 r	0.2 r	0.2 r	7.4	2.0 r	1.8 r	1.9 r	1.9 r	1.7 r
Sint Maarten	352	0.9	0.2 r	0.2 r	0.3 r	0.2 r	0.2 r	0.0	0.0 r	0.0 r	0.0 r	0.0 r	0.0 r
St. Kitts and Nevis	361	3.2	0.7 r	0.7 r	0.9 r	0.7 r	0.9 r
St. Lucia	362	5.1	1.2 r	1.1 r	1.4 r	1.2 r	1.4 r	1.7	0.4 r	0.4 r	0.4 r	0.5 r	0.4 r
St. Vincent & Grens.	364	1.1	0.2 r	0.2 r	0.3 r	0.3 r	0.3 r	0.2	0.0 r	0.0 r	0.0 r	0.0 r	0.0 r
Suriname	366	8.9	2.1 r	1.9 r	2.5 r	2.0 r	2.4 r	39.0	10.3 r	9.1 r	10.2 r	10.3 r	9.5 r
Trinidad and Tobago	369	11.7	2.7 r	2.6 r	3.3 r	2.6 r	3.2 r	472.5	114.8 r	105.5 r	121.4 r	126.5 r	119.1 r
Uruguay	298	1.5	0.4 r	0.4 r	0.4 r	0.4 r	0.4 r
Venezuela, Rep. Bol.	299	10.2	2.5 r	2.3 r	2.9 r	2.3 r	2.7 r	392.9	80.6 r	80.1 r	98.6 r	108.1 r	106.0 r
Western Hem. n.s.	399	15.1	3.8 r	3.5 r	4.3 r	3.4 r	4.0 r	9.2	2.3 r	2.1 r	2.4 r	2.5 r	2.3 r
Other Countries n.i.e	910	1.3	0.2	0.2	0.3	0.3	0.4	1.2	0.3	0.3	0.3	0.3	0.3
Cuba	928	1.3	0.2 r	0.2 r	0.3 r	0.3 r	0.4 r	1.2	0.3 r	0.3 r	0.3 r	0.3 r	0.3 r
Countries & Areas n.s.	898	1.2	0.3 r	0.3 r	0.4 r	0.3 r	0.3 r	90.9	23.1 r	20.8 r	23.5 r	24.1 r	22.4 r
Memorandum Items													
Africa	605	0.1	0.1	0.0	0.0	0.0	0.0	6.9	1.3	2.3	1.6	1.5	1.5
Middle East	405	23.1	5.7	5.2	6.6	5.2	6.2	4.4	1.2	1.0	1.1	1.2	1.1

Jamaica (343)

In Millions of U.S. Dollars

		Exports (FOB)						Imports (CIF)					
		2016	2015Q4	2016Q1	2016Q2	2016Q3	2016Q4	2016	2015Q4	2016Q1	2016Q2	2016Q3	2016Q4
European Union	998	188.3	56.5	27.0	82.2	62.8	16.2	487.5	112.8	109.3	117.9	139.3	120.9
Export earnings: fuel	080	114.8	34.2	26.2	32.4	22.9	33.4	1,222.0	239.4	273.0	314.0	326.9	308.1
Export earnings: nonfuel	092	1,004.2	250.5	213.3	267.0	256.8	267.1	4,170.9	1,016.2	949.2	1,033.8	1,124.9	1,063.1

Japan (158)

In Millions of U.S. Dollars

		Exports (FOB)						Imports (CIF)					
		2016	2015Q4	2016Q1	2016Q2	2016Q3	2016Q4	2016	2015Q4	2016Q1	2016Q2	2016Q3	2016Q4
IFS World		644,898.8	155,257.3	151,875.1	157,363.4	166,145.2	169,515.1	606,964.7	156,376.7	148,615.4	143,722.4	156,588.8	158,032.4
World	001	644,932.6	155,262.2	151,895.2	157,362.4	166,151.7	169,523.2	606,870.7	156,410.1	148,661.0	143,745.1	156,582.8	157,881.7
Advanced Economies	110	370,584.0	87,933.9	87,212.2	90,246.7	95,542.6	97,582.4	251,626.9	63,174.6	60,541.4	60,340.6	64,740.8	66,004.0
Euro Area	163	53,319.1	12,852.9	13,118.0	13,281.0	13,483.0	13,437.1	60,563.5	15,627.3	14,796.9	14,345.0	15,986.9	15,434.8
Austria	122	1,020.2	229.7	221.0	255.4	280.6	263.2	1,689.1	411.2	394.3	416.9	461.0	416.9
Belgium	124	5,711.4	1,312.8	1,421.7	1,450.1	1,428.8	1,410.8	2,486.2	547.8	624.9	617.1	594.3	649.8
Cyprus	423	184.6	49.1	83.2	34.2	45.8	21.5	0.7	0.3	0.1	0.2	0.1	0.2
Estonia	939	119.1	27.1	25.7	27.4	33.0	32.9	95.1	21.6	23.7	22.9	23.1	25.4
Finland	172	365.0	97.9	107.4	81.6	81.2	94.7	1,394.3	352.1	351.8	359.8	357.0	325.7
France	132	6,247.9	1,414.4	1,404.6	1,702.4	1,566.4	1,574.4	10,243.9	2,588.8	2,235.0	2,469.3	2,891.8	2,647.9
Germany	134	17,654.1	4,195.0	4,139.6	4,396.5	4,573.8	4,544.2	22,035.5	5,027.8	5,325.2	5,257.4	5,830.8	5,622.0
Greece	174	213.3	30.2	81.4	51.8	47.3	32.8	104.2	19.1	37.3	29.4	15.6	21.9
Ireland	178	757.5	308.8	201.4	199.2	155.3	201.6	6,215.3	2,925.7	1,828.0	1,198.4	1,524.0	1,664.8
Italy	136	4,686.3	1,018.8	1,504.8	1,003.6	1,081.0	1,096.9	8,767.9	1,867.4	2,004.9	2,129.6	2,353.7	2,279.6
Latvia	941	50.9	14.9	13.1	11.7	12.1	13.9	86.2	16.3	18.0	21.7	27.2	19.4
Lithuania	946	54.3	14.3	14.0	18.5	11.0	10.9	537.3	121.0	104.9	106.6	132.6	193.1
Luxembourg	137	358.5	116.4	87.7	70.5	82.5	117.8	73.0	18.1	18.6	17.8	18.4	18.2
Malta	181	482.4	48.5	174.9	104.4	39.1	164.0	132.0	30.5	90.1	7.1	5.2	29.7
Netherlands	138	11,808.6	3,105.3	2,804.9	2,951.1	3,099.0	2,953.6	2,359.5	656.6	640.7	598.9	622.8	497.0
Portugal	182	366.1	100.2	91.1	92.6	88.9	93.5	284.3	86.4	73.1	67.6	79.0	64.6
Slovak Republic	936	256.5	57.3	51.9	63.0	70.1	71.5	226.3	39.3	55.3	55.1	59.5	56.3
Slovenia	961	119.9	27.9	32.9	28.6	30.4	28.0	142.6	20.3	33.3	28.1	44.3	36.9
Spain	184	2,862.5	684.1	656.6	738.4	756.7	710.7	3,690.2	877.0	937.5	941.1	946.5	865.1
Australia	193	14,169.2	2,968.2	2,974.0	3,547.6	4,133.0	3,514.6	30,409.5	7,963.1	7,321.5	6,504.9	7,799.1	8,783.9
Canada	156	8,178.6	1,849.9	1,883.3	2,023.3	2,151.4	2,120.6	9,179.6	2,262.1	2,177.4	2,266.6	2,269.9	2,465.7
China,P.R.: Hong Kong	532	33,637.0	8,262.1	7,577.0	8,219.2	8,600.9	9,239.8	1,953.2	436.7	544.9	484.3	486.7	437.3
China,P.R.: Macao	546	300.5	81.8	74.5	65.1	76.1	84.8	27.6	6.2	6.5	7.8	7.1	6.2
Czech Republic	935	1,235.7	282.5	293.1	296.5	327.0	319.1	767.2	182.2	184.5	186.9	199.7	196.2
Denmark	128	417.7	111.4	98.9	99.0	108.7	111.0	2,058.5	470.6	515.6	477.2	534.9	530.8
Iceland	176	67.6	14.3	16.7	17.6	20.2	13.0	161.4	41.5	28.3	37.0	49.0	47.0
Israel	436	2,001.8	334.8	309.6	411.9	732.5	547.8	1,291.9	407.9	437.9	310.5	271.5	271.9
Korea, Republic of	542	46,240.1	10,268.2	10,640.4	11,003.4	12,192.4	12,403.9	25,017.6	6,362.9	5,898.9	5,978.7	6,348.4	6,791.6
New Zealand	196	2,193.6	517.6	460.3	504.5	601.7	627.1	2,346.2	508.3	517.8	679.4	591.1	557.8
Norway	142	987.6	229.0	234.0	265.9	250.7	236.9	1,751.2	470.6	416.3	414.6	403.3	517.0
Singapore	576	19,804.9	4,730.6	4,558.3	5,086.9	4,793.2	5,366.5	7,470.1	2,029.8	1,876.6	1,803.2	1,909.3	1,881.1
Sweden	144	1,442.9	327.2	336.0	384.1	373.6	349.1	2,214.0	474.1	496.7	535.4	597.2	584.8
Switzerland	146	3,147.2	633.0	659.2	684.7	842.4	960.9	7,649.0	1,928.1	1,786.7	1,948.9	1,941.9	1,971.5
Taiwan Prov.of China	528	39,352.7	9,148.9	8,680.8	9,606.9	10,629.6	10,435.5	22,952.0	5,807.1	5,712.6	5,475.4	6,002.8	5,761.3
United Kingdom	112	13,659.2	2,843.2	3,530.9	3,279.8	3,721.4	3,127.1	6,511.1	1,757.4	1,633.4	1,541.2	1,516.1	1,820.4
United States	111	130,428.6	32,478.3	31,767.2	31,469.2	32,504.8	34,687.5	69,303.3	16,438.8	16,188.8	17,343.8	17,826.0	17,944.7
Emerg. & Dev. Economies	200	274,287.7	67,310.9	64,668.7	67,100.3	70,590.0	71,928.7	355,211.8	93,226.9	88,112.9	83,397.4	91,834.1	91,867.5
Emerg. & Dev. Asia	505	202,687.9	49,236.6	46,157.2	49,359.1	52,457.8	54,713.8	250,062.8	64,205.9	62,356.5	59,133.9	64,514.6	64,057.8
American Samoa	859	1.6	0.3	0.3	0.3	0.5	0.4	1.0	0.0	0.4	0.4	0.3
Bangladesh	513	1,578.0	356.0	408.5	387.9	395.3	386.2	1,215.2	259.8	342.3	286.9	328.5	257.5
Bhutan	514	10.8	3.3	6.3	2.0	1.1	1.4	1.0	0.0	0.0	0.8	0.2	0.0
Brunei Darussalam	516	83.1	25.1	24.2	25.0	17.5	16.3	1,738.6	456.4	564.1	376.3	413.1	385.1
Cambodia	522	306.9	92.4	64.9	70.7	75.5	95.8	1,205.1	237.0	332.9	239.3	368.1	264.9
China,P.R.: Mainland	924	113,877.2	27,980.2	25,254.0	27,576.8	29,216.8	31,829.6	156,560.6	40,653.4	38,590.9	37,137.0	40,547.2	40,285.4
Fiji	819	115.3	17.6	19.0	25.9	35.7	34.6	37.7	9.4	9.5	10.0	11.2	6.9
F.T. French Polynesia	887	19.1	3.0	3.1	4.7	7.3	3.9	84.2	23.5	20.0	20.2	24.4	19.5
F.T. New Caledonia	839	32.6	6.9	7.4	9.1	8.5	7.6	169.1	54.7	40.1	40.6	42.5	45.9
Guam	829	217.8	47.5	54.3	52.8	52.4	58.2	7.3	3.1	1.7	1.5	1.5	2.6
India	534	8,190.5	2,033.7	2,000.5	1,936.3	2,206.1	2,047.6	4,669.7	1,033.4	1,180.7	1,180.7	1,160.4	1,148.0
Indonesia	536	11,335.2	2,653.4	2,628.8	2,627.3	3,048.3	3,030.8	18,182.3	4,867.8	4,813.5	4,233.0	4,519.5	4,616.2
Kiribati	826	18.3	7.3	2.9	3.8	1.8	9.8	7.4	1.8	1.1	1.4	2.7	2.2
Lao People's Dem.Rep	544	117.1	29.4	19.6	30.1	39.2	28.3	115.3	19.4	32.2	30.7	29.4	23.1
Malaysia	548	12,134.3	2,799.0	2,943.2	2,991.8	3,122.6	3,076.7	17,290.9	4,858.2	4,736.0	3,943.7	4,237.8	4,373.4
Maldives	556	17.2	5.0	4.1	5.1	4.1	3.9	4.9	1.4	0.7	2.2	0.4	1.6
Mongolia	948	278.1	66.0	52.8	97.9	62.0	65.4	17.6	14.4	3.2	3.2	5.4	5.8
Myanmar	518	1,033.5	254.2	248.1	248.6	236.5	300.4	935.4	240.1	244.8	184.4	280.2	226.0

Japan (158)

In Millions of U.S. Dollars

		Exports (FOB)						Imports (CIF)					
		2016	2015Q4	2016Q1	2016Q2	2016Q3	2016Q4	2016	2015Q4	2016Q1	2016Q2	2016Q3	2016Q4
Nauru	836	2.1	0.1	0.1	0.1	0.1	1.8	4.8	2.4	2.4
Nepal	558	45.7	8.3	9.6	9.1	13.2	13.8	13.2	2.8	1.8	3.6	5.2	2.5
Palau	565	28.9	6.1	2.6	2.8	19.2	4.3	2.3	2.8	1.8	0.5
Papua New Guinea	853	160.6	33.3	35.1	35.6	34.0	56.0	2,005.3	530.9	543.4	376.2	546.1	539.5
Philippines	566	10,358.2	2,418.1	2,418.5	2,540.3	2,779.6	2,619.8	9,053.8	2,172.2	2,031.1	2,217.3	2,428.8	2,376.6
Samoa	862	15.0	3.8	2.7	3.5	4.6	4.2	0.9	0.4	0.2	0.2	0.1	0.3
Solomon Islands	813	21.3	4.4	3.6	4.0	7.2	6.5	5.2	4.6	1.6	1.6	1.4	0.6
Sri Lanka	524	697.4	237.1	189.0	150.3	163.9	194.2	240.3	61.1	68.6	54.7	60.0	57.0
Thailand	578	27,413.7	6,800.1	6,413.2	6,670.5	7,228.8	7,101.2	20,143.5	4,820.0	4,983.5	4,889.2	5,073.4	5,197.5
Timor-Leste	537	5.1	1.2	1.3	0.9	1.6	1.4	1.0	0.1	0.6	0.2	0.2
Tonga	866	5.2	0.9	0.8	1.8	1.3	1.3	2.9	1.7	0.5	0.2	0.2	2.0
Tuvalu	869	15.7	11.9	1.9	3.1	5.3	5.5	2.0	0.4	0.7	0.3	0.7	0.3
Vanuatu	846	34.0	1.6	23.4	3.1	4.0	3.5	71.1	19.0	19.6	20.4	11.8	19.3
Vietnam	582	13,014.1	3,086.0	2,763.1	3,351.8	3,379.2	3,520.0	16,257.9	3,853.4	3,785.1	3,869.9	4,411.3	4,191.7
Asia n.s.	598	1,504.5	243.6	550.1	486.2	284.7	183.4	15.5	2.4	1.9	4.8	2.7	6.0
Europe	170	13,160.0	2,788.3	3,062.9	3,315.8	3,545.3	3,236.0	16,362.0	5,150.9	4,056.2	3,733.9	4,297.9	4,274.1
Emerg. & Dev. Europe	903	6,630.2	1,506.4	1,627.5	1,624.9	1,687.3	1,690.4	3,873.4	968.4	925.9	911.2	1,082.8	953.6
Albania	914	5.5	0.3	0.4	0.9	1.1	3.1	8.1	2.7	3.1	2.1	1.5	1.5
Bosnia and Herzegovina	963	4.1	0.6	0.5	1.1	1.6	1.0	6.8	1.6	1.6	1.3	2.6	1.4
Bulgaria	918	83.7	19.7	25.0	17.4	21.0	20.2	106.4	23.0	23.6	20.7	37.1	25.0
Croatia	960	39.3	9.8	9.5	10.5	11.4	7.8	57.1	5.0	31.7	16.7	5.2	3.5
Gibraltar	823	72.1	24.2	17.4	15.4	16.7	22.7	0.2	0.0	0.0	0.1	0.0
Hungary	944	1,458.5	385.0	351.5	351.0	386.0	370.0	1,234.3	408.3	299.5	263.8	356.0	314.9
Kosovo	967	0.4	0.1	0.1	0.0	0.1	0.0	0.6	0.0	0.0
Macedonia, FYR	962	10.2	1.4	1.5	1.6	3.1	4.0	6.7	2.0	1.5	1.8	2.0	1.4
Montenegro	943	4.9	1.1	1.3	0.9	1.5	1.3	2.7	0.8	1.3	0.4	0.6	0.4
Poland	964	1,695.9	435.4	385.8	414.1	450.5	445.5	1,152.3	257.4	241.6	261.3	329.0	320.3
Romania	968	388.1	87.3	85.3	91.2	103.6	108.0	480.5	101.2	102.5	113.9	142.2	121.9
Serbia, Republic of	942	15.6	2.7	3.9	2.7	4.8	4.2	256.3	53.5	63.4	81.4	71.7	39.7
Turkey	186	2,851.8	539.0	745.4	718.1	685.9	702.4	561.9	112.4	155.8	147.7	134.7	123.6
CIS	901	6,529.5	1,281.8	1,435.4	1,690.8	1,857.9	1,545.5	12,488.6	4,182.5	3,130.3	2,822.6	3,215.1	3,320.5
Armenia	911	19.4	1.3	3.3	4.2	4.2	7.8	12.3	2.8	2.0	3.5	4.2	2.5
Azerbaijan, Rep. of	912	97.8	11.8	60.0	13.1	8.9	15.8	3.3	0.1	0.7	1.1	0.9	0.5
Belarus	913	23.7	5.8	5.4	11.6	3.8	2.9	17.9	5.5	5.3	4.2	4.4	4.1
Georgia	915	177.0	40.4	27.9	37.0	57.4	54.8	9.3	2.0	1.4	2.8	3.6	1.5
Kazakhstan	916	193.2	26.5	34.3	63.3	68.8	26.9	582.7	255.8	239.7	98.2	104.6	140.2
Kyrgyz Republic	917	8.5	2.1	1.5	1.4	2.8	2.8	0.4	0.1	0.0	0.1	0.1	0.1
Moldova	921	4.2	0.5	0.4	0.7	2.2	0.8	15.0	3.6	3.2	3.3	6.6	1.9
Russian Federation	922	5,121.8	1,132.1	1,142.0	1,205.7	1,465.6	1,308.4	11,268.7	3,684.2	2,716.2	2,550.5	2,934.7	3,067.3
Tajikistan	923	3.7	1.7	0.2	0.1	1.6	1.8	1.2	0.3	0.2	0.5	0.4	0.0
Turkmenistan	925	405.8	4.0	44.9	233.3	106.3	21.3	0.1	0.0	0.0	0.1	0.0
Ukraine	926	312.8	38.9	81.7	86.5	92.5	52.1	575.1	227.5	160.9	158.0	154.4	101.8
Uzbekistan	927	161.6	16.8	33.8	33.8	43.7	50.2	2.6	0.6	0.6	0.4	1.1	0.5
Europe n.s.	884	0.2	0.1	0.1	0.1	0.0	0.1	0.0	0.0	0.0
Mid East, N Africa, Pak	440	25,697.3	7,792.7	6,738.8	6,161.6	6,346.6	6,450.2	59,801.7	16,443.0	14,041.1	13,628.8	16,095.0	16,036.8
Afghanistan, I.R. of	512	80.2	9.0	15.9	29.8	17.5	17.0	0.4	0.1	0.0	0.1	0.3	0.1
Algeria	612	216.3	46.0	88.6	34.0	24.3	69.3	319.9	227.8	99.1	64.7	48.5	107.6
Bahrain, Kingdom of	419	743.2	254.6	270.4	151.2	162.6	159.0	275.8	32.8	79.1	30.7	101.3	64.7
Djibouti	611	34.0	17.5	8.2	10.9	6.4	8.6	0.3	0.0	0.3	0.0	0.0
Egypt	469	1,143.0	250.3	282.7	294.6	282.6	283.2	138.8	12.1	58.8	26.2	37.1	16.7
Iran, I.R. of	429	584.3	81.9	83.4	109.4	179.0	212.4	3,360.4	712.2	641.2	702.8	1,125.9	890.5
Iraq	433	342.8	106.1	83.4	108.2	66.5	84.7	1,098.4	257.1	135.3	357.3	407.2	198.6
Jordan	439	633.7	173.4	166.2	165.0	178.0	124.4	36.0	9.4	15.4	6.6	3.9	10.0
Kuwait	443	1,697.0	570.2	436.7	361.3	453.3	445.6	4,239.0	1,333.5	1,078.0	923.6	1,097.1	1,140.3
Lebanon	446	564.1	131.6	131.2	120.9	159.2	152.8	27.0	1.7	3.7	9.4	6.1	7.8
Libya	672	20.9	11.0	8.2	2.1	4.8	5.8	12.3	4.5	1.7	2.3	8.3
Mauritania	682	11.6	0.8	1.3	4.3	1.8	4.1	128.7	38.1	17.0	21.7	28.8	61.2
Morocco	686	337.4	53.9	63.3	68.1	106.8	99.2	271.8	41.8	64.2	82.0	66.9	58.8
Oman	449	2,538.5	825.8	773.6	608.4	589.4	567.1	1,753.3	304.4	436.6	436.9	424.2	455.6
Pakistan	564	1,934.4	454.3	422.3	470.0	505.0	537.1	263.5	54.0	64.1	79.6	59.0	60.8

Japan (158)

In Millions of U.S. Dollars

		Exports (FOB)						Imports (CIF)					
		2016	2015Q4	2016Q1	2016Q2	2016Q3	2016Q4	2016	2015Q4	2016Q1	2016Q2	2016Q3	2016Q4
Qatar	453	1,533.4	467.0	467.2	300.2	364.2	401.8	10,855.4	3,248.5	3,019.8	2,429.6	2,740.3	2,665.7
Saudi Arabia	456	5,010.9	1,895.9	1,353.7	1,378.9	1,159.0	1,119.2	19,584.3	5,386.0	4,263.6	4,578.6	5,016.9	5,725.3
Somalia	726	3.6	1.2	1.0	0.8	0.5	1.2	8.4	1.1	0.8	1.9	3.4	2.3
Sudan	732	49.7	16.7	13.8	15.4	11.6	8.9	24.0	16.3	19.3	1.2	1.1	2.4
Syrian Arab Republic	463	22.8	1.4	3.0	1.6	1.6	16.7	0.9	0.2	0.2	0.2	0.2	0.3
Tunisia	744	87.8	21.1	22.0	27.4	18.8	19.5	97.0	16.6	21.2	25.8	25.1	24.9
United Arab Emirates	466	7,987.8	2,395.6	2,015.8	1,856.8	2,024.4	2,090.8	17,301.2	4,744.1	4,020.8	3,845.8	4,900.5	4,534.1
West Bank and Gaza	487	2.8	0.3	0.2	1.2	1.3	0.1	0.6	0.1	0.2	0.1	0.2	0.1
Yemen, Republic of	474	117.0	7.2	26.7	40.9	27.7	21.7	4.2	0.6	0.8	1.8	0.9	0.6
Middle East n.s.	489	0.1	0.1	0.2	0.1	0.2
Sub-Saharan Africa	603	5,765.3	1,272.8	1,460.6	1,391.7	1,484.0	1,429.0	6,284.6	1,969.4	1,708.4	1,530.2	1,347.2	1,698.8
Angola	614	32.1	17.2	4.8	5.8	10.3	11.1	20.0	51.2	16.4	1.1	1.4	1.2
Benin	638	10.7	1.5	1.0	2.1	1.6	5.9	1.2	0.2	0.0	0.0	0.6	0.6
Botswana	616	24.7	6.9	6.0	6.9	6.1	5.7	24.8	0.1	6.9	5.2	8.8	3.9
Burkina Faso	748	30.2	7.2	3.0	3.6	11.8	11.7	13.7	5.7	0.6	3.3	6.8	3.0
Burundi	618	5.1	1.2	1.3	1.2	1.5	1.1	1.1	0.3	0.7	0.1	0.1	0.2
Cabo Verde	624	5.2	0.7	1.1	0.9	0.7	2.5	0.1	0.0	0.1
Cameroon	622	27.1	6.1	5.9	8.4	6.4	6.4	4.5	1.3	0.7	2.0	0.9	0.8
Central African Rep.	626	2.8	1.3	0.1	2.2	0.2	0.4	1.6	0.3	0.5	0.3	0.6	0.2
Chad	628	8.4	3.8	2.4	1.4	3.1	1.5	64.9	58.6	64.8	0.0	0.0
Comoros	632	1.3	0.1	0.2	0.1	0.9	0.1	0.0	0.0	0.0	0.0	0.0	0.0
Congo, Dem. Rep. of	636	41.5	11.6	12.7	8.6	8.0	12.1	10.1	0.4	3.6	4.7	1.3	0.6
Congo, Republic of	634	13.1	1.1	3.1	4.3	5.2	0.6	24.2	0.1	0.1	0.1	0.2	23.7
Côte d'Ivoire	662	50.7	15.8	14.1	10.9	13.0	12.7	14.7	7.3	2.7	4.8	4.5	2.7
Equatorial Guinea	642	1.3	2.0	0.1	0.3	0.8	0.1	120.7	55.4	43.3	0.0	3.4	74.0
Eritrea	643	1.2	0.4	0.1	0.3	0.1	0.7	0.0	0.0	0.0	0.0	0.0	0.0
Ethiopia	644	103.8	27.9	21.6	17.1	27.2	37.9	77.3	20.1	14.0	14.9	26.1	22.3
Gabon	646	27.2	8.2	8.0	5.4	9.2	4.6	53.5	34.2	34.5	1.3	12.4	5.2
Gambia, The	648	1.6	0.4	0.4	0.4	0.3	0.5	0.0
Ghana	652	123.7	29.6	36.5	33.4	27.3	26.5	182.7	34.7	52.7	113.5	10.8	5.8
Guinea	656	7.5	2.1	1.2	2.5	2.2	1.6	1.1	0.0	0.0	0.0	0.3	0.8
Guinea-Bissau	654	1.8	0.1	0.3	0.1	0.0	1.4	0.2
Kenya	664	746.7	210.2	163.3	204.3	192.9	186.2	58.2	20.6	16.1	12.3	15.0	14.8
Lesotho	666	5.8	1.7	1.3	1.5	1.4	1.6	0.4	0.3	0.1	0.1	0.2	0.0
Liberia	668	1,090.5	60.4	356.5	237.9	242.0	254.1	0.2	0.1	0.0	0.1
Madagascar	674	12.5	5.5	3.2	2.3	3.2	3.8	100.9	28.2	25.5	32.3	23.5	19.6
Malawi	676	18.8	4.3	4.2	4.2	4.7	5.7	12.3	5.2	2.0	3.7	3.6	3.0
Mali	678	8.0	0.8	0.6	1.2	4.0	2.2	0.2	0.0	0.0	0.1	0.0	0.0
Mauritius	684	119.0	32.2	27.5	35.0	27.9	28.7	5.8	1.6	1.3	1.3	1.3	1.9
Mozambique	688	51.1	20.8	14.0	14.4	13.2	9.5	126.4	7.8	38.3	19.4	35.1	33.6
Namibia	728	28.0	6.0	7.6	8.3	5.4	6.7	8.8	2.7	1.0	4.2	2.0	1.6
Niger	692	7.5	4.9	1.2	0.8	1.1	4.5	0.6	0.1	0.1	0.1	0.0	0.3
Nigeria	694	326.0	85.0	99.2	69.6	83.3	73.9	849.2	318.3	343.3	216.3	76.8	212.8
Rwanda	714	6.3	1.6	1.5	2.0	2.0	0.8	7.7	1.8	3.7	0.7	1.7	1.6
São Tomé & Príncipe	716	1.2	0.0	0.3	0.5	0.5	0.0	0.0
Senegal	722	54.7	12.5	13.1	15.0	14.9	11.8	7.8	1.9	0.8	1.1	1.6	4.3
Seychelles	718	18.5	3.7	4.5	3.8	4.5	5.6	51.6	11.4	15.9	11.1	15.4	9.2
Sierra Leone	724	14.2	1.2	4.6	6.2	2.0	1.3	1.8	0.4	0.2	0.1	0.4	1.1
South Africa	199	2,232.7	542.1	517.8	539.9	615.3	559.7	4,212.1	1,217.0	953.3	1,009.3	1,057.0	1,192.4
South Sudan, Rep. of	733	0.2	4.9	0.2
Swaziland	734	11.0	2.8	2.2	2.5	3.2	3.1	0.6	0.0	0.1	0.3	0.2
Tanzania	738	220.8	64.6	56.0	58.1	54.9	51.7	166.9	60.1	51.1	50.5	23.8	41.5
Togo	742	43.0	12.2	12.0	8.3	11.6	11.2	4.0	0.5	0.1	0.7	1.0	2.2
Uganda	746	163.0	35.0	32.0	43.4	42.1	45.6	10.3	4.6	2.6	4.2	1.7	1.8
Zambia	754	48.0	9.6	10.8	11.9	12.3	13.1	24.6	12.4	5.4	6.1	4.7	8.4
Zimbabwe	698	16.8	5.4	3.7	4.7	5.7	2.7	13.5	3.5	4.3	2.9	3.6	2.7
Africa n.s.	799	0.1	0.0	0.0	0.0	0.0	0.0	4.2	1.0	1.5	1.7	1.0
Western Hemisphere	205	26,977.3	6,220.5	7,249.1	6,872.2	6,756.4	6,099.6	22,700.7	5,457.7	5,950.8	5,370.6	5,579.4	5,799.9
Antigua and Barbuda	311	17.4	2.7	3.4	7.3	3.2	3.5	0.0	0.0
Argentina	213	631.6	148.4	160.7	164.6	167.4	138.9	753.6	204.8	178.9	154.8	187.4	232.6

Japan (158)

In Millions of U.S. Dollars

		Exports (FOB)						Imports (CIF)					
		2016	2015Q4	2016Q1	2016Q2	2016Q3	2016Q4	2016	2015Q4	2016Q1	2016Q2	2016Q3	2016Q4
Bahamas, The	313	993.6	305.6	392.1	501.4	90.6	9.6	39.2	52.3	25.3	10.1	0.2	3.5
Barbados	316	36.8	7.4	7.6	9.2	9.4	10.7	0.1	0.0	0.0	0.0	0.0	0.0
Belize	339	10.9	2.9	0.9	1.2	3.2	5.6	7.2	1.0	1.5	1.0	2.6	2.0
Bermuda	319	266.9	2.1	158.3	105.5	1.2	2.0	0.0	0.0	0.0	0.0
Bolivia	218	170.7	50.6	52.0	56.6	28.2	33.9	268.1	63.5	33.3	70.6	81.2	83.0
Brazil	223	2,792.8	749.9	669.9	709.7	739.4	673.8	6,701.0	1,897.3	2,001.4	1,644.4	1,469.0	1,586.2
Chile	228	1,565.3	374.0	392.6	381.8	404.2	386.7	5,329.8	1,136.6	1,478.7	1,424.0	1,248.1	1,179.0
Colombia	233	948.7	220.7	230.3	217.9	249.6	251.0	639.4	194.0	197.7	106.3	163.1	172.4
Costa Rica	238	322.4	78.4	88.4	73.4	94.6	66.0	305.1	66.9	64.3	79.0	83.9	77.9
Dominica	321	272.1	73.3	72.6	62.1	72.1	65.3	89.0	18.6	20.8	24.5	23.2	20.5
Dominican Republic	243	5.6	1.1	2.1	1.1	1.1	1.3	0.7	0.0	0.2	0.0	0.2	0.2
Ecuador	248	250.9	84.2	52.5	52.0	63.8	82.5	510.6	121.1	120.5	135.5	146.2	108.3
El Salvador	253	131.5	24.1	26.3	33.5	32.3	39.5	21.9	2.2	5.3	5.9	7.9	2.7
Falkland Islands	323	0.1	0.1	0.0	0.1	0.0	0.3	0.4	0.2	0.1	0.0
Greenland	326	0.1	0.1	0.0	52.9	19.5	12.8	14.5	13.1	12.5
Grenada	328	9.8	3.5	3.4	2.3	2.5	1.6	0.0	0.0	0.0
Guatemala	258	277.2	61.4	59.2	72.0	81.8	64.1	219.9	46.5	42.9	72.0	68.8	36.2
Guyana	336	42.1	11.2	11.7	9.1	10.2	11.1	3.4	3.7	0.4	0.1	2.8	0.2
Haiti	263	37.9	11.4	9.1	11.2	10.2	7.3	4.1	0.7	1.0	1.2	1.2	0.7
Honduras	268	78.2	15.8	16.5	17.7	25.5	18.5	23.5	4.8	4.1	7.6	7.6	4.2
Jamaica	343	211.9	50.8	46.2	50.4	52.8	62.6	25.9	6.1	3.3	5.6	11.0	6.0
Mexico	273	10,682.1	2,703.1	2,340.6	2,602.5	2,861.8	2,877.2	5,742.7	1,251.6	1,291.6	1,200.0	1,544.0	1,707.1
Netherlands Antilles	353	25.0	6.8	5.8	5.7	6.9	6.6	0.5	0.3	0.3	0.0	0.1	0.0
Nicaragua	278	86.8	25.3	21.6	19.3	28.3	17.5	27.7	4.4	4.4	8.4	11.4	3.6
Panama	283	5,639.5	869.2	2,060.2	1,333.4	1,386.6	859.3	352.5	24.7	72.3	56.2	107.5	116.5
Paraguay	288	77.6	14.8	22.5	17.5	19.3	18.3	41.6	33.2	14.8	6.7	12.0	8.1
Peru	293	719.4	180.5	161.2	212.7	201.1	144.5	1,322.2	240.6	278.9	302.6	355.6	385.2
St. Kitts and Nevis	361	13.4	3.9	3.6	3.4	3.7	2.6	0.0	0.0	0.0
St. Lucia	362	12.5	4.5	4.1	2.7	2.7	3.0	0.0	0.0	0.0
St. Vincent & Grens.	364	6.5	1.9	2.5	1.5	1.6	0.9	4.9	1.3	1.0	1.9	1.7	0.3
Suriname	366	33.8	18.3	15.0	7.7	4.9	6.2	6.5	1.0	1.1	1.3	2.4	1.7
Trinidad and Tobago	369	156.0	63.8	45.0	34.1	34.4	42.6	72.8	7.7	28.4	6.9	5.3	32.1
Uruguay	298	56.3	16.3	14.3	12.0	14.5	15.4	58.8	8.9	11.0	20.0	16.9	10.9
Venezuela, Rep. Bol.	299	104.1	18.7	19.2	22.2	32.5	30.1	74.5	30.2	54.4	9.4	4.7	6.0
Western Hem. n.s.	399	290.0	14.0	77.9	57.2	14.8	140.0	0.3	13.7	0.1	0.0	0.0	0.1
Other Countries n.i.e	910	45.0	10.7	8.7	8.9	16.9	10.5	16.0	5.6	4.0	3.1	3.2	5.7
Cuba	928	45.0	10.7	8.7	8.9	16.9	10.5	16.0	5.6	4.0	3.1	3.2	5.7
Countries & Areas n.s.	898	15.9	6.7	5.7	6.5	2.1	1.6	15.9	3.0	2.6	4.0	4.6	4.7
Memorandum Items													
Africa	605	6,505.4	1,425.0	1,658.6	1,552.5	1,654.4	1,639.9	7,134.7	2,311.1	1,930.2	1,727.5	1,521.0	1,956.0
Middle East	405	22,942.3	7,172.3	6,102.4	5,501.0	5,653.7	5,685.2	58,687.7	16,047.2	13,755.2	13,351.9	15,861.9	15,718.8
European Union	998	73,740.1	17,354.2	18,234.1	18,224.6	18,986.3	18,295.1	75,145.1	19,306.5	18,326.2	17,762.1	19,704.4	19,352.4
Export earnings: fuel	080	28,737.6	8,422.1	7,431.1	6,962.7	7,244.4	7,099.3	75,096.4	21,582.4	18,234.1	16,947.7	19,811.0	20,103.5
Export earnings: nonfuel	092	616,195.0	146,840.1	144,464.1	150,399.7	158,907.3	162,423.9	531,774.3	134,827.8	130,426.9	126,797.5	136,771.8	137,778.2

Jordan (439)

In Millions of U.S. Dollars

		Exports (FOB)						Imports (CIF)					
		2016	2015Q4	2016Q1	2016Q2	2016Q3	2016Q4	2016	2015Q4	2016Q1	2016Q2	2016Q3	2016Q4
IFS World		7,509.0	1,986.7	1,635.9	1,894.3	2,100.8	1,878.0	19,479.5	5,048.7	4,983.0	4,884.8	4,551.5	5,060.3
World	001	5,416.0	1,680.2	1,345.5	1,618.8	1,666.9	784.8	16,715.5	5,075.0	4,835.1	4,714.6	4,548.3	2,617.6
Advanced Economies	110	1,680.1	421.6	392.4	450.6	531.2	305.8	6,567.8	2,088.0	1,892.7	1,869.0	1,777.1	1,029.0
Euro Area	163	106.2	37.1	27.0	35.5	22.7	21.0	2,987.6	925.0	866.2	851.6	827.8	441.9
Austria	122	1.3	0.6	0.2	0.3	0.2	0.6	62.7	20.2	17.6	15.1	17.0	12.9
Belgium	124	2.1	0.3	0.1	0.6	0.8	0.6	106.4	33.0	25.9	32.9	30.8	16.8
Cyprus	423	0.6	0.1	0.1	0.3	0.1	0.1	12.6	4.9	3.5	2.9	3.5	2.7
Estonia	939	0.4	0.0	0.3	0.0	0.0	0.0	2.8	0.3	1.3	0.5	0.5	0.5
Finland	172	0.0	0.0	0.0	0.0	0.0	0.0	32.3	10.6	10.1	6.3	9.3	6.6
France	132	5.6	1.4	1.3	1.3	2.5	0.5	389.0	127.7	165.6	84.3	117.3	21.9
Germany	134	12.7	3.5	3.4	3.8	3.3	2.1	803.1	222.3	229.1	209.3	173.1	191.5
Greece	174	5.3	1.7	1.8	1.3	1.3	0.9	45.6	14.9	20.6	8.7	8.6	7.7
Ireland	178	1.8	0.2	0.3	1.1	0.2	0.2	99.1	28.8	26.8	28.9	27.9	15.5
Italy	136	32.5	14.0	10.9	9.5	6.5	5.6	787.8	255.7	203.5	222.4	244.4	117.5
Latvia	941	0.0	0.0	0.0	2.4	0.9	0.7	0.9	0.4	0.4
Lithuania	946	0.1	0.0	0.0	0.0	0.0	0.0	2.1	0.6	0.5	0.6	0.5	0.4
Luxembourg	137	0.0	0.0	0.0	3.1	1.7	1.0	1.0	0.8	0.4
Malta	181	0.0	2.1	0.9	1.0	0.5	0.5	0.2
Netherlands	138	28.3	11.5	4.6	11.0	4.5	8.2	253.6	65.1	49.8	91.4	96.4	15.9
Portugal	182	7.9	0.1	2.0	3.6	1.2	1.0	32.8	8.9	8.3	10.4	9.2	5.0
Slovak Republic	936	1.0	0.5	0.2	0.2	0.5	0.2	11.8	2.9	1.9	2.6	5.7	1.5
Slovenia	961	0.9	0.1	0.6	0.1	0.2	8.1	2.0	2.4	1.9	2.5	1.4
Spain	184	5.8	3.0	1.0	2.2	1.3	1.2	330.1	123.5	96.5	131.1	79.4	23.1
Australia	193	10.7	1.2	0.8	4.7	4.9	0.2	134.7	73.0	34.4	57.8	32.5	10.0
Canada	156	54.9	13.5	15.3	16.1	14.4	9.1	47.1	13.1	12.5	15.1	12.0	7.5
China,P.R.: Hong Kong	532	9.4	5.5	1.0	4.5	1.4	2.6	9.4	2.1	3.2	2.6	2.5	1.0
Czech Republic	935	0.2	0.0	0.0	0.1	0.1	0.1	27.2	8.1	6.6	9.5	7.7	3.4
Denmark	128	1.0	0.3	0.4	0.3	0.3	0.1	59.4	19.5	18.7	16.7	14.3	9.7
Iceland	176	0.0	0.0	0.0	0.1	0.0	0.0	0.0	0.1
Israel	436	60.1	20.3	18.2	16.2	14.3	11.4	28.5	10.1	7.4	7.2	9.5	4.4
Japan	158	19.6	11.8	4.9	4.0	4.6	6.1	475.3	152.3	161.2	150.0	151.8	12.4
Korea, Republic of	542	10.3	1.7	5.6	1.5	2.2	0.9	541.7	159.7	161.0	161.2	134.5	85.0
New Zealand	196	0.4	0.0	0.0	0.1	0.3	0.1	54.5	13.7	16.7	21.4	11.8	4.5
Norway	142	0.3	0.1	0.1	0.2	0.1	0.0	17.0	2.4	10.8	2.8	1.9	1.5
Singapore	576	1.9	0.2	0.6	1.0	0.3	0.1	45.3	26.4	7.9	29.3	5.7	2.4
Sweden	144	2.7	0.5	0.8	0.7	0.5	0.8	52.8	17.7	15.8	15.7	17.2	4.1
Switzerland	146	2.4	0.6	0.1	1.3	0.1	0.8	271.4	170.5	80.5	38.6	69.5	82.8
Taiwan Prov.of China	528	13.0	2.9	0.4	4.9	5.7	2.1	345.4	114.9	91.1	117.8	88.0	48.5
United Kingdom	112	21.3	6.3	6.1	4.5	6.6	4.1	242.7	71.0	72.3	66.3	71.8	32.2
United States	111	1,365.7	319.5	311.1	355.2	453.0	246.5	1,227.8	308.5	326.4	305.2	318.6	277.6
Emerg. & Dev. Economies	200	3,506.3	1,204.3	884.2	1,093.2	1,068.3	460.5	10,036.8	2,934.4	2,915.7	2,813.8	2,740.5	1,566.9
Emerg. & Dev. Asia	505	709.4	280.1	159.5	233.0	205.7	111.1	3,320.4	942.3	991.6	919.6	940.8	468.3
Bangladesh	513	4.8	21.5	0.1	0.3	4.2	0.2	21.6	6.2	4.4	6.7	6.9	3.6
Cambodia	522	0.0	0.0	0.0	1.4	1.2	0.4	0.5	0.2	0.4
China,P.R.: Mainland	924	78.9	74.2	1.2	24.8	39.5	13.4	2,334.3	666.7	688.6	630.5	684.3	330.9
India	534	455.5	125.6	107.9	149.7	115.6	82.3	379.2	110.9	114.8	105.4	97.7	61.3
Indonesia	536	99.1	43.9	26.3	41.1	18.9	12.8	99.0	23.8	27.5	29.5	24.0	18.0
Malaysia	548	61.1	13.2	21.0	14.5	24.8	0.9	101.7	24.4	41.6	26.0	21.5	12.7
Mongolia	948	0.1	0.1	0.0	0.0
Myanmar	518	0.1	0.1	0.5	0.2	0.2	0.1	0.2	0.0
Nepal	558	0.8	0.1	0.3	0.2	0.2	0.2	0.1	0.0	0.0	0.1	0.0
Papua New Guinea	853	2.5	1.1	0.5	0.6	1.0	0.4
Philippines	566	4.2	0.7	1.3	1.1	1.4	0.4	5.4	1.3	1.8	1.3	1.4	0.8
Sri Lanka	524	0.4	0.2	0.1	0.0	0.2	0.1	28.6	8.7	9.2	9.2	8.2	2.0
Thailand	578	2.7	0.5	0.8	0.7	0.7	0.5	194.7	56.8	54.4	68.6	53.6	18.0
Vietnam	582	1.7	0.2	0.3	0.5	0.5	0.4	151.4	40.9	48.1	41.4	41.7	20.3
Europe	170	116.9	35.9	26.4	26.9	49.0	14.7	1,643.0	472.7	609.8	419.8	435.2	178.2
Emerg. & Dev. Europe	903	103.8	33.9	22.0	23.3	46.3	12.2	1,263.8	317.3	490.3	340.2	284.0	149.3
Albania	914	0.4	0.1	0.1	0.1	0.1	0.0	0.1	0.1	0.0	0.0	0.0	0.0
Bosnia and Herzegovina	963	1.2	0.2	0.1	0.2	0.6	0.2	1.5	0.4	0.2	0.4	0.2	0.7

Jordan (439)

In Millions of U.S. Dollars

		Exports (FOB)						Imports (CIF)					
		2016	2015Q4	2016Q1	2016Q2	2016Q3	2016Q4	2016	2015Q4	2016Q1	2016Q2	2016Q3	2016Q4
Bulgaria	918	11.8	0.1	2.6	6.1	2.4	0.7	22.5	7.1	5.3	7.8	5.2	4.2
Croatia	960	0.2	0.2	0.1	11.1	0.8	9.5	0.8	0.4	0.4
Hungary	944	0.5	0.1	0.2	0.1	0.2	0.0	38.1	8.7	10.2	15.3	9.7	2.9
Macedonia, FYR	962	0.0	0.0	0.3	0.1	0.2	0.1	0.0	0.0
Poland	964	0.3	0.1	0.1	0.1	0.1	0.1	84.5	33.8	27.9	24.2	20.1	12.3
Romania	968	6.1	0.2	0.8	1.2	4.0	0.1	557.0	127.0	265.8	106.3	99.9	85.0
Serbia, Republic of	942	7.8	9.8	5.7	2.1	0.0	3.2	0.6	0.6	1.8	0.6	0.2
Turkey	186	75.5	23.4	12.3	13.4	38.9	10.9	545.5	138.8	170.6	183.6	147.8	43.6
CIS	901	13.1	2.0	4.4	3.5	2.7	2.5	379.2	155.4	119.5	79.6	151.2	28.9
Armenia	911	0.2	0.0	0.1	0.0	0.0	0.0	0.0	0.0
Azerbaijan, Rep. of	912	1.3	0.9	0.1	0.3	0.0	0.0	0.0	0.0
Belarus	913	0.1	0.1	0.0	0.0	2.0	0.0	0.0	0.9	1.1
Georgia	915	0.3	0.0	0.1	0.1	0.0	0.0	1.4	4.8	0.8	0.3	0.3	0.0
Kazakhstan	916	0.2	0.0	0.0	0.0	0.2	0.1	0.0	0.1	0.0
Kyrgyz Republic	917	0.2	0.2	0.2	0.1	0.0	0.0	0.1	0.0	0.1
Moldova	921	1.0	0.1	0.4	0.1	0.3	0.2	3.3	0.0	0.0	3.2	0.0	0.0
Russian Federation	922	4.2	0.4	2.0	1.2	0.7	0.3	216.9	123.3	78.7	31.9	88.2	18.0
Tajikistan	923	0.1	0.1	0.0	0.0	0.0	0.0
Turkmenistan	925	0.5	0.1	0.4	0.0	0.0
Ukraine	926	4.9	1.1	0.6	1.7	1.3	1.3	155.0	27.3	39.7	43.2	61.4	10.6
Uzbekistan	927	0.2	0.1	0.2	0.5	0.0	0.2	0.1	0.1	0.1
Mid East, N Africa, Pak	440	2,634.3	871.6	690.6	820.9	796.6	326.3	3,922.2	1,185.5	1,031.1	1,203.8	948.8	738.5
Afghanistan, I.R. of	512	1.5	0.1	0.3	0.3	0.5	0.3	1.3	0.6	0.4	0.6	0.2	0.2
Algeria	612	98.1	23.1	28.1	29.9	28.9	11.3	64.5	15.3	16.9	22.7	13.0	11.9
Bahrain, Kingdom of	419	53.8	14.6	8.9	16.3	18.3	10.4	52.6	7.3	9.7	31.4	8.6	3.0
Djibouti	611	1.0	1.0	0.2	0.4	0.3	0.2	0.3	0.0	0.0	0.1	0.1	0.1
Egypt	469	67.1	22.5	21.6	19.4	16.9	9.2	435.5	104.2	105.1	140.6	95.6	94.3
Iran, I.R. of	429	16.6	5.5	5.4	6.6	4.2	0.5	110.8	43.8	35.4	36.3	18.6	20.5
Iraq	433	370.4	152.9	116.3	110.6	110.1	33.5	2.7	0.1	1.9	0.6	0.2	0.0
Kuwait	443	274.2	96.1	61.0	89.0	108.6	15.6	43.9	13.3	11.9	13.2	10.4	8.4
Lebanon	446	123.2	35.2	38.4	30.2	40.7	13.9	79.0	35.0	23.7	22.8	17.9	14.6
Libya	672	28.8	9.7	8.2	6.0	8.4	6.3	0.8	0.0	0.5	0.1	0.1	0.1
Mauritania	682	1.0	0.4	0.5	0.2	0.1	0.2	0.1	0.1	0.0	0.0	0.0
Morocco	686	6.6	5.8	1.8	1.6	0.9	2.3	23.3	6.4	7.4	7.3	5.8	2.8
Oman	449	66.3	17.5	10.2	22.1	22.2	11.8	47.8	8.2	6.8	10.1	28.9	1.9
Pakistan	564	18.6	3.2	3.8	6.0	5.9	3.0	34.3	8.8	9.6	7.9	8.4	8.4
Qatar	453	156.6	45.7	30.9	50.8	46.0	28.9	149.4	40.6	34.2	43.6	66.3	5.3
Saudi Arabia	456	771.2	250.5	222.3	267.6	225.8	55.6	1,969.1	622.2	560.3	583.9	473.7	351.2
Somalia	726	1.7	0.5	0.4	0.3	0.7	0.3	0.9	0.3	0.3	0.2	0.3	0.1
Sudan	732	59.3	35.6	14.8	22.3	10.5	11.8	33.6	10.6	13.1	10.3	4.2	5.9
Syrian Arab Republic	463	34.1	21.8	13.9	10.5	7.0	2.7	81.5	28.8	19.7	21.1	22.1	18.6
Tunisia	744	14.0	6.1	3.3	5.2	3.3	2.1	10.3	2.1	2.7	3.3	1.5	2.8
United Arab Emirates	466	305.4	82.2	61.0	81.0	92.9	70.6	739.7	225.7	162.0	231.5	161.8	184.5
West Bank and Gaza	487	117.9	29.2	26.0	28.9	31.8	31.3	38.0	12.2	8.9	14.7	10.8	3.6
Yemen, Republic of	474	46.8	12.4	13.5	16.0	12.7	4.6	2.9	0.0	0.5	1.6	0.5	0.3
Sub-Saharan Africa	603	36.3	15.0	5.6	10.1	14.0	6.6	413.5	140.2	96.4	108.6	132.8	75.7
Angola	614	0.6	0.1	0.3	0.1	0.0	0.0
Benin	638	0.2	0.0	0.1	0.0	0.0	0.0	0.0	0.0
Burkina Faso	748	0.1	0.0	0.0	0.0	0.0	0.1	0.0	0.0	0.1
Cameroon	622	0.5	0.2	0.0	0.3	0.1	0.1	0.6	0.1	0.1	0.2	0.2
Chad	628	1.0	0.2	0.0	0.5	0.1	0.4
Congo, Dem. Rep. of	636	0.2	0.1	0.1	0.0	0.0	0.3	0.2	0.1	0.1	0.1	0.0
Côte d'Ivoire	662	0.5	0.2	0.1	0.2	0.2	0.1	0.9	0.2	0.3	0.2	0.3	0.1
Ethiopia	644	2.3	0.4	0.8	0.4	0.6	0.5	25.8	5.1	11.1	5.9	7.1	1.6
Gabon	646	0.0	0.1	0.0	0.0	0.0	0.0
Ghana	652	1.5	1.1	0.3	0.3	0.6	0.2	0.7	0.1	0.2	0.1	0.2	0.2
Guinea	656	0.6	0.3	0.1	0.3	0.2	0.1	133.3	0.6	0.5	55.5	41.7	35.6
Guinea-Bissau	654	0.0	0.0	1.2	1.1	0.1
Kenya	664	3.0	0.4	0.5	1.3	0.9	0.3	10.5	2.7	4.5	3.4	1.3	1.3
Liberia	668	0.6	0.3	0.3	0.2	0.1	0.1	0.0

Jordan (439)

In Millions of U.S. Dollars

		Exports (FOB)						Imports (CIF)					
		2016	2015Q4	2016Q1	2016Q2	2016Q3	2016Q4	2016	2015Q4	2016Q1	2016Q2	2016Q3	2016Q4
Madagascar	674	0.0	0.0	0.0	0.1	0.1	0.0	0.1	0.0	0.0
Malawi	676	0.8	0.0	0.2	0.2	0.4
Mali	678	0.7	0.0	0.5	0.2	0.0	0.0	0.0	0.0
Mauritius	684	0.5	0.1	0.2	0.0	0.2	0.1	0.0	0.1	0.0	0.0	0.0
Mozambique	688	5.6	1.2	0.3	2.7	0.2	2.5	0.1	0.1	0.0	0.1	0.0	0.0
Namibia	728	0.3	0.1	0.1	0.2	0.0	0.0
Nigeria	694	1.4	0.3	0.3	0.4	0.4	0.3	189.9	119.8	65.1	32.5	63.3	29.0
Rwanda	714	0.3	0.2	0.1	0.1	0.1
Senegal	722	0.9	0.1	0.3	0.3	0.1	0.2	0.2	0.1	0.1	0.1	0.0	0.0
Sierra Leone	724	0.2	0.0	0.0	0.1	0.1	0.1	0.0	0.1	0.0	0.0
South Africa	199	12.4	7.5	1.5	1.8	8.3	0.8	42.2	6.8	9.9	8.5	17.3	6.6
Tanzania	738	1.3	0.8	0.2	0.2	0.8	0.1	0.8	0.4	0.2	0.1	0.3	0.1
Togo	742	0.0	0.1	0.0	0.0
Uganda	746	1.7	1.2	0.1	0.5	0.6	0.6	1.9	0.5	0.5	0.6	0.5	0.2
Zambia	754	0.1	0.0	0.0	0.0	0.0	0.0	0.3	0.2	0.1	0.0
Zimbabwe	698	3.0	3.1	2.1	0.7	0.1	0.1
Western Hemisphere	205	9.4	1.6	2.1	2.4	3.0	1.9	737.8	193.7	186.8	162.0	282.8	106.1
Argentina	213	0.3	0.2	0.0	0.2	0.0	0.1	263.7	63.3	41.6	49.4	136.8	35.9
Aruba	314	0.0	0.0	2.3	2.3
Bolivia	218	0.1	0.1	0.0	0.0	0.0	0.0	0.0	0.0	0.0
Brazil	223	1.0	0.1	0.2	0.4	0.1	0.3	220.5	74.2	74.0	56.7	76.5	13.3
Chile	228	1.7	0.1	0.7	0.1	0.5	0.4	9.1	1.4	2.3	1.8	3.5	1.5
Colombia	233	0.1	0.0	0.1	0.0	0.0	0.0	29.5	3.6	13.0	9.1	6.3	1.1
Costa Rica	238	0.0	1.1	0.1	0.3	0.4	0.3	0.1
Dominican Republic	243	0.4	0.1	0.0	0.2	0.2	0.9	0.4	0.2	0.1	0.4	0.2
Ecuador	248	8.0	2.8	2.0	1.9	2.6	1.5
El Salvador	253	0.1	0.0	0.0	0.0	0.0	0.0	2.9	1.1	1.1	0.6	0.6	0.6
Guatemala	258	0.2	0.1	0.0	11.2	2.5	3.2	2.8	2.9	2.4
Haiti	263	0.2	0.1	0.1	0.0	0.1	0.0	0.0
Honduras	268	0.4	0.1	0.2	0.1	0.0	0.1	0.0	0.1	0.0	0.0
Jamaica	343	0.3	0.0	0.1	0.1	0.1	0.0	0.0	0.0	0.0	0.0
Mexico	273	3.2	0.5	0.6	0.9	0.9	0.8	166.8	36.3	40.0	36.0	45.9	44.9
Nicaragua	278	0.1	0.0	0.0	0.0	0.1	—
Panama	283	0.3	0.2	0.0	0.1	0.2	0.1	0.0	0.0	0.0	0.0
Paraguay	288	0.4	0.0	0.1	0.1	0.3	0.1	1.6	0.0	0.2	1.2	0.2
Peru	293	0.6	0.1	0.0	0.1	0.4	0.0	2.5	0.3	0.3	0.5	1.2	0.4
Uruguay	298	0.1	0.0	0.0	0.0	0.0	0.0	8.2	2.4	0.7	1.5	4.4	1.6
Venezuela, Rep. Bol.	299	0.0	0.2	0.0	0.0	0.0	9.0	5.2	8.1	0.9
Other Countries n.i.e	910	0.2	20.5	0.0	0.1	0.0	0.1
Cuba	928	0.2	20.5	0.0	0.1	0.0	0.1
Special Categories	899	229.6	54.3	68.8	75.0	67.4	18.4	110.7	32.1	26.6	31.7	30.7	21.6
Memorandum Items													
Africa	605	218.0	87.4	54.5	69.9	58.8	34.8	546.4	174.7	136.9	152.5	157.8	99.3
Middle East	405	2,432.5	795.9	637.5	754.9	745.4	294.8	3,753.6	1,141.5	980.5	1,151.4	915.3	706.3
European Union	998	150.5	44.7	38.1	48.5	36.7	27.1	4,082.8	1,218.6	1,298.3	1,114.2	1,074.2	596.1
Export earnings: fuel	080	2,197.6	711.4	569.1	698.0	679.9	250.6	3,637.8	1,231.5	1,007.1	1,051.2	942.4	637.0
Export earnings: nonfuel	092	3,218.4	968.8	776.4	920.7	987.0	534.3	13,077.7	3,843.5	3,827.9	3,663.4	3,605.8	1,980.6

Kazakhstan (916)

In Millions of U.S. Dollars

		Exports (FOB)						Imports (CIF)					
		2016	2015Q4	2016Q1	2016Q2	2016Q3	2016Q4	2016	2015Q4	2016Q1	2016Q2	2016Q3	2016Q4
IFS World		9,991.2	8,311.4	7,027.5	5,165.9
World	001	36,777.4	9,869.6	7,558.1	10,542.9	9,165.8	9,510.6	25,202.8	7,080.2	5,080.9	6,670.6	6,410.7	7,040.6
Advanced Economies	110	21,868.9	5,726.9	4,518.6	6,669.1	5,561.4	5,119.8	7,963.0	2,263.6	1,808.6	2,309.1	1,946.1	1,899.3
Euro Area	163	16,047.5	3,966.4	3,664.4	5,008.8	3,821.2	3,553.2	4,446.2	1,445.4	1,204.0	1,182.9	1,050.5	1,008.8
Austria	122	46.5	90.5 r	9.9 r	6.0 r	13.1 r	17.5 r	149.8	47.7 r	21.5 r	82.1 r	18.6 r	27.6 r
Belgium	124	136.9	23.2 r	56.5 r	31.1 r	27.4 r	21.9 r	162.6	40.6 r	41.4 r	41.8 r	39.8 r	39.7 r
Cyprus	423	6.5	0.0 r	4.4 r	2.1 r	0.0 r	0.5	0.1 r	0.3 r	0.1 r	0.0 r	0.1 r
Estonia	939	8.3	1.7 r	1.5 r	3.0 r	1.7 r	1.9 r	25.6	13.0 r	4.9 r	10.1 r	4.6 r	5.9 r
Finland	172	217.6	53.9 r	37.7 r	84.3 r	45.3 r	50.3 r	124.2	39.6 r	26.7 r	44.1 r	26.3 r	27.1 r
France	132	1,798.1	520.5 r	405.4 r	395.9 r	452.3 r	544.5 r	661.0	226.8 r	171.0 r	132.2 r	158.0 r	199.8 r
Germany	134	262.2	77.4 r	64.0 r	65.6 r	65.2 r	67.5 r	1,443.5	408.7 r	330.0 r	388.1 r	366.4 r	358.9 r
Greece	174	872.8	234.5 r	214.1 r	231.5 r	224.4 r	202.8 r	13.2	3.5 r	1.1 r	1.9 r	5.8 r	4.4 r
Ireland	178	0.0	0.0 r	0.0 r	0.0 r	0.0 r	0.0 r	139.2	27.9 r	41.4 r	45.2 r	28.8 r	23.9 r
Italy	136	7,474.8	1,685.0 r	1,464.2 r	2,543.6 r	2,008.2 r	1,458.8 r	834.3	390.0 r	367.6 r	205.4 r	149.9 r	111.5 r
Latvia	941	93.5	29.4 r	32.0 r	14.4 r	15.8 r	31.3 r	32.8	10.0 r	6.2 r	7.8 r	8.5 r	10.3 r
Lithuania	946	240.9	28.8 r	88.2 r	47.0 r	98.6 r	7.1 r	83.4	47.7 r	22.6 r	24.3 r	17.6 r	19.0 r
Luxembourg	137	0.0	0.0 r	0.0 r	0.0 r	0.0 r	18.3	1.3 r	5.3 r	8.3 r	2.2 r	2.5 r
Malta	181	253.5	0.2 r	90.6 r	162.9 r	0.1	0.0 r	0.0 r	0.0 r	0.0 r	0.1 r
Netherlands	138	3,255.8	905.2 r	861.1 r	1,147.4 r	580.9 r	666.4 r	282.4	68.4 r	76.3 r	86.3 r	57.8 r	61.9 r
Portugal	182	355.7	153.1 r	70.9 r	143.3 r	52.4 r	89.0 r	14.7	4.8 r	3.7 r	3.1 r	3.8 r	4.1 r
Slovak Republic	936	8.3	1.3 r	0.8 r	0.7 r	3.0 r	3.8 r	29.7	8.7 r	6.2 r	9.8 r	7.0 r	6.7 r
Slovenia	961	23.8	4.6 r	6.0 r	5.6 r	5.5 r	6.8 r	75.3	22.4 r	16.8 r	15.9 r	18.9 r	23.8 r
Spain	184	992.2	157.1 r	347.5 r	196.8 r	227.4 r	220.6 r	355.4	84.2 r	60.9 r	76.5 r	136.7 r	81.3 r
Australia	193	5.9	1.2 r	1.2 r	1.3 r	0.7 r	2.7 r	25.9	29.5 r	9.5 r	8.5 r	0.3 r	7.7 r
Canada	156	281.0	63.5 r	34.1 r	64.1 r	69.7 r	113.1 r	111.2	24.9 r	22.9 r	30.2 r	33.1 r	25.0 r
China,P.R.: Hong Kong	532	10.3	3.9 r	1.0 r	3.1 r	3.0 r	3.3 r	9.1	1.4 r	1.6 r	1.3 r	1.8 r	4.4 r
Czech Republic	935	65.8	18.7 r	24.3 r	17.3 r	7.5 r	16.6 r	186.4	36.7 r	28.9 r	43.7 r	58.2 r	55.6 r
Denmark	128	30.9	6.8 r	11.2 r	11.4 r	3.9 r	4.4 r	60.5	19.1 r	15.3 r	13.5 r	12.3 r	19.4 r
Iceland	176	2.4	0.0 r	0.0 r	1.5 r	0.9 r
Israel	436	235.6	95.8 r	53.1 r	93.0 r	39.8 r	49.7 r	66.1	37.5 r	23.8 r	13.9 r	10.5 r	17.9 r
Japan	158	558.6	264.6 r	234.7 r	93.7 r	98.4 r	131.7 r	552.9	72.1 r	97.3 r	183.4 r	197.7 r	74.4 r
Korea, Republic of	542	223.5	54.7 r	41.4 r	39.8 r	91.3 r	50.9 r	453.1	110.4 r	72.5 r	86.5 r	158.7 r	135.4 r
New Zealand	196	0.0	0.0 r	0.0 r	0.0 r	0.0 r	6.6	1.2 r	1.9 r	0.3 r	1.3 r	3.1 r
Norway	142	8.1	0.2 r	2.1 r	1.6 r	3.1 r	1.3 r	51.3	9.5 r	9.5 r	9.1 r	17.9 r	14.7 r
San Marino	135	1.0	0.4 r	0.2 r	0.3 r	0.2 r	0.3 r
Singapore	576	54.2	2.5 r	3.2 r	3.2 r	0.3 r	47.5 r	37.2	10.1 r	7.9 r	11.5 r	8.0 r	9.7 r
Sweden	144	145.5	31.6 r	22.7 r	37.9 r	44.1 r	40.7 r	165.5	23.8 r	22.7 r	22.8 r	90.3 r	29.7 r
Switzerland	146	2,687.8	792.9 r	111.7 r	888.6 r	961.9 r	725.6 r	110.0	44.1 r	19.0 r	37.1 r	27.1 r	26.8 r
Taiwan Prov.of China	528	5.6	1.0 r	1.1 r	1.5 r	1.6 r	1.4 r	28.1	14.5 r	8.8 r	5.3 r	5.2 r	8.8 r
United Kingdom	112	890.6	299.3 r	172.1 r	199.7 r	268.3 r	250.4 r	372.4	56.9 r	66.5 r	80.9 r	145.2 r	79.8 r
United States	111	617.9	123.7 r	140.3 r	204.1 r	146.4 r	127.1 r	1,277.0	326.0 r	196.2 r	577.9 r	126.0 r	376.9 r
Emerg. & Dev. Economies	200	14,908.5	4,142.4	3,039.5	3,873.8	3,604.4	4,390.7	17,229.8	4,814.5	3,270.6	4,358.8	4,462.0	5,138.4
Emerg. & Dev. Asia	505	4,887.9	1,384.3	871.3	1,428.8	1,108.4	1,479.5	4,320.4	1,290.7	769.1	1,143.2	1,163.0	1,245.0
American Samoa	859	0.1	0.0 r	0.0 r	0.0 r	0.0 r
Bangladesh	513	1.2	0.0 r	0.3 r	0.3 r	0.3 r	0.3 r	36.0	8.5 r	6.5 r	9.8 r	9.5 r	10.3 r
Cambodia	522	0.0 r	4.3	1.2 r	0.8 r	1.2 r	1.1 r	1.2 r
China,P.R.: Mainland	924	4,214.9	1,304.6 r	751.9 r	1,222.5 r	1,015.0 r	1,225.6 r	3,665.7	1,116.6 r	624.2 r	981.5 r	993.6 r	1,066.4 r
India	534	414.6	55.2 r	57.4 r	141.4 r	28.7 r	187.1 r	203.8	59.1 r	62.8 r	44.0 r	47.5 r	49.5 r
Indonesia	536	1.2	6.3 r	0.3 r	0.3 r	0.3 r	0.3 r	17.4	7.3 r	4.5 r	4.7 r	4.1 r	4.2 r
Lao People's Dem.Rep	544	0.0 r	0.1	0.0 r	0.0 r	0.0 r	0.0 r	0.0 r
Malaysia	548	0.1	0.2 r	0.1 r	0.0 r	0.0 r	0.0 r	82.8	16.9 r	18.5 r	22.3 r	20.4 r	21.6 r
Mongolia	948	77.1	13.4 r	19.3 r	19.3 r	19.3 r	19.3 r	0.9	0.3 r	0.2 r	0.2 r	0.2 r	0.2 r
Myanmar	518	0.0 r	0.4	0.1 r	0.1 r	0.1 r	0.1 r	0.1 r
Nauru	836	0.1	0.0 r	0.0 r	0.0 r	0.0 r	0.0 r
Philippines	566	0.0	0.0 r	0.0 r	0.0 r	0.0 r	9.9	6.5 r	1.8 r	2.7 r	2.6 r	2.8 r
Sri Lanka	524	4.0	0.8 r	1.7 r	0.7 r	0.8 r	0.9 r	4.9	0.9 r	0.9 r	0.8 r	1.5 r	1.7 r
Thailand	578	7.4	1.5 r	1.4 r	1.6 r	2.8 r	1.6 r	66.3	17.6 r	7.7 r	14.0 r	22.6 r	21.9 r
Vietnam	582	167.3	2.3 r	39.0 r	42.7 r	41.2 r	44.4 r	198.8	45.5 r	35.9 r	54.0 r	52.2 r	56.8 r
Asia n.s.	598	29.0	10.3 r	5.2 r	7.9 r	7.6 r	8.3 r

Kazakhstan (916)

In Millions of U.S. Dollars

		Exports (FOB)						Imports (CIF)					
		2016	2015Q4	2016Q1	2016Q2	2016Q3	2016Q4	2016	2015Q4	2016Q1	2016Q2	2016Q3	2016Q4
Europe	170	8,503.4	2,485.6	1,832.4	2,050.5	2,116.1	2,504.4	12,296.8	3,366.9	2,362.9	3,037.9	3,152.0	3,744.0
Emerg. & Dev. Europe	903	2,167.1	731.1	473.2	488.2	553.9	651.9	1,108.9	293.9	222.0	289.2	305.6	292.1
Albania	914	1.2	0.3 r	0.3 r	0.3 r	0.3 r	0.4	0.1 r	0.1 r	0.1 r	0.1 r	0.1 r
Bosnia and Herzegovina	963	0.8	0.2 r	0.1 r	0.2 r	0.2 r	0.2 r
Bulgaria	918	47.3	15.6 r	11.7 r	12.6 r	11.8 r	11.2 r	22.2	9.1 r	7.3 r	5.1 r	5.0 r	4.8 r
Croatia	960	11.4	29.7 r	0.0 r	7.8 r	1.7 r	1.9 r	6.6	2.8 r	0.8 r	1.2 r	2.9 r	1.7 r
Gibraltar	823	0.7	0.2 r	0.2 r	0.2 r	0.2 r	0.0	0.0 r	0.0 r	0.0 r	0.0 r
Hungary	944	14.2	3.6 r	2.2 r	7.1 r	4.0 r	1.0 r	98.9	25.0 r	20.3 r	25.4 r	27.7 r	25.5 r
Macedonia, FYR	962	0.3	0.0 r	0.1 r	0.1 r	0.1 r	0.1 r	3.5	0.4 r	0.6 r	0.9 r	0.9 r	1.0 r
Montenegro	943	10.3	0.7 r	0.2 r	1.0 r	2.5 r	6.6 r	0.4	0.0 r	0.4 r
Poland	964	505.0	187.5 r	83.6 r	124.6 r	132.3 r	164.4 r	254.3	76.5 r	49.6 r	73.1 r	67.5 r	64.1 r
Romania	968	724.4	209.9 r	155.4 r	127.3 r	219.5 r	222.3 r	78.5	12.5 r	9.1 r	24.9 r	22.8 r	21.7 r
Serbia, Republic of	942	1.2	24.1 r	0.7 r	0.5 r	0.0 r	25.1	8.2 r	5.4 r	3.9 r	7.4 r	8.4 r
Turkey	186	851.1	259.9 r	219.0 r	206.7 r	181.5 r	243.9 r	618.1	158.9 r	128.7 r	154.5 r	171.1 r	164.0 r
CIS	901	6,336.2	1,754.4	1,359.2	1,562.3	1,562.2	1,852.5	11,187.9	3,073.1	2,140.9	2,748.6	2,846.4	3,451.9
Armenia	911	0.3	0.2 r	0.0 r	0.0 r	0.0 r	0.2 r	3.0	0.6 r	0.3 r	0.9 r	1.0 r	0.9 r
Azerbaijan, Rep. of	912	106.5	23.6 r	22.2 r	26.7 r	27.3 r	30.3 r	30.4	4.9 r	4.7 r	8.1 r	8.4 r	9.1 r
Belarus	913	31.9	10.5 r	2.9 r	5.4 r	9.1 r	14.5 r	332.6	99.7 r	62.0 r	73.7 r	102.4 r	94.5 r
Georgia	915	19.4	7.2 r	3.7 r	4.0 r	7.3 r	4.5 r	21.7	9.7 r	4.2 r	5.0 r	5.4 r	7.1 r
Kyrgyz Republic	917	376.1	114.2 r	91.5 r	96.8 r	91.1 r	96.7 r	200.6	40.6 r	32.9 r	53.3 r	54.1 r	60.3 r
Moldova	921	18.1	6.3 r	4.2 r	4.6 r	4.5 r	4.8 r	13.7	11.9 r	5.5 r	4.5 r	2.0 r	1.7 r
Russian Federation	922	3,509.2	925.9 r	757.5 r	899.9 r	848.2 r	1,003.5 r	9,129.8	2,495.1 r	1,766.3 r	2,196.3 r	2,288.3 r	2,878.9 r
Tajikistan	923	371.9	99.9 r	85.9 r	95.7 r	92.4 r	97.9 r	218.4	43.4 r	36.1 r	58.9 r	59.2 r	64.2 r
Turkmenistan	925	69.1	18.7 r	15.2 r	17.0 r	17.1 r	19.8 r	214.4	25.4 r	29.5 r	56.3 r	61.2 r	67.3 r
Ukraine	926	911.2	312.8 r	167.4 r	174.4 r	233.8 r	335.6 r	435.5	182.2 r	88.5 r	131.3 r	112.8 r	103.0 r
Uzbekistan	927	922.5	235.2 r	208.7 r	237.7 r	231.5 r	244.6 r	587.8	159.6 r	111.0 r	160.4 r	151.4 r	165.0 r
Mid East, N Africa, Pak	440	1,473.5	262.7	324.8	381.1	370.9	396.8	175.1	54.1	32.8	47.7	45.3	49.2
Afghanistan, I.R. of	512	486.9	106.1 r	103.8 r	125.5 r	125.4 r	132.2 r	2.5	0.5 r	0.5 r	0.7 r	0.7 r	0.7 r
Algeria	612	0.5	0.0 r	0.1 r	0.1 r	0.1 r	0.1 r	0.0	0.0 r	0.0 r	0.0 r	0.0 r	0.0 r
Bahrain, Kingdom of	419	0.0	0.0 r	0.0 r	0.0 r	0.0 r	0.0 r	0.9	0.2 r	0.2 r	0.2 r	0.2 r	0.3 r
Egypt	469	38.4	7.0 r	9.0 r	9.8 r	9.5 r	10.2 r	17.0	6.4 r	3.1 r	4.6 r	4.5 r	4.8 r
Iran, I.R. of	429	550.9	133.9 r	121.3 r	140.9 r	139.3 r	149.4 r	45.6	14.6 r	9.4 r	12.6 r	11.3 r	12.3 r
Iraq	433	5.1	2.1 r	1.2 r	1.3 r	1.3 r	1.4 r	0.0	0.0 r	0.0 r	0.0 r	0.0 r	0.0 r
Jordan	439	0.0	0.0 r	0.0 r	0.0 r	0.3	0.0 r	0.0 r	0.0 r	0.2 r
Kuwait	443	0.1	0.1 r	0.0 r	0.0 r	0.0 r	0.0 r	0.0	0.0 r	0.0 r	0.0 r	0.0 r	0.0 r
Lebanon	446	8.9	1.8 r	0.1 r	5.8 r	1.2 r	2.0 r	0.4	0.2 r	0.0 r	0.1 r	0.1 r	0.2 r
Morocco	686	23.4	0.0 r	5.5 r	6.0 r	5.8 r	6.2 r	7.2	4.4 r	1.3 r	2.0 r	1.9 r	2.1 r
Oman	449	0.3	0.1 r	0.1 r	0.1 r	0.1 r	0.1 r	0.1	0.0 r	0.0 r	0.0 r	0.0 r	0.0 r
Pakistan	564	2.7	0.3 r	0.6 r	0.7 r	0.7 r	0.7 r	22.9	7.7 r	4.1 r	6.2 r	6.0 r	6.5 r
Qatar	453	1.0	0.0 r	0.2 r	0.3 r	0.2 r	0.3 r	0.1	0.1 r	0.0 r	0.0 r	0.0 r	0.0 r
Saudi Arabia	456	39.3	1.2 r	9.2 r	10.0 r	9.7 r	10.4 r	5.0	2.5 r	0.9 r	1.4 r	1.3 r	1.4 r
Somalia	726	0.7	0.7 r	0.4 r	0.2 r	0.1 r	0.1 r	0.0	0.0 r	0.0 r	0.0 r	0.0 r	0.0 r
Syrian Arab Republic	463	0.3	0.1 r	0.1 r	0.1 r	0.1 r	0.1	0.0 r	0.0 r	0.0 r	0.0 r	0.0 r
Tunisia	744	9.8	0.1 r	2.3 r	2.5 r	2.4 r	2.6 r	4.1	0.9 r	1.0 r	1.0 r	1.0 r	1.0 r
United Arab Emirates	466	305.2	9.3 r	71.1 r	77.9 r	75.2 r	81.0 r	69.0	16.5 r	12.4 r	18.8 r	18.2 r	19.6 r
Sub-Saharan Africa	603	14.8	2.2	2.9	4.8	3.1	4.0	133.3	23.2	23.5	31.8	30.8	47.1
Angola	614	0.0	0.0 r	0.0 r	0.0 r	0.0 r	0.0 r	0.3	0.0 r	0.1 r	0.1 r	0.1 r
Benin	638	2.5	0.4 r	0.6 r	0.6 r	0.6 r	0.7 r	0.0	0.0 r	0.0 r	0.0 r	0.0 r
Burundi	618	0.0	0.4 r	0.0 r	0.0 r	0.0 r	0.0 r
Congo, Dem. Rep. of	636	0.0	0.0 r	0.0 r	0.0 r	0.0 r	0.0 r	10.8	1.6 r	1.9 r	2.9 r	2.8 r	3.1 r
Congo, Republic of	634	0.2	0.0 r	0.0 r	0.0 r	0.0 r	0.0 r
Côte d'Ivoire	662	0.0	0.0 r	0.0 r	0.0 r	0.0 r	0.0 r	2.7	0.5 r	0.7 r	0.7 r	0.7 r	0.7 r
Ethiopia	644	0.4	0.1 r	0.1 r	0.1 r	0.1 r	0.0	0.0 r	0.0 r	0.0 r	0.0 r	0.0 r
Ghana	652	1.3	0.0 r	0.3 r	0.3 r	0.3 r	0.3 r	28.6	4.1 r	4.1 r	7.5 r	8.0 r	9.0 r
Kenya	664	1.3	0.0 r	0.3 r	0.3 r	0.3 r	0.4 r	46.9	10.3 r	8.5 r	12.7 r	12.3 r	13.4 r
Madagascar	674	1.1 r	0.7	0.1 r	0.1 r	0.2 r	0.2 r	0.2 r
Malawi	676	1.4	0.3 r	0.3 r	0.4 r	0.4 r	0.4 r
Mauritius	684	0.4	0.0 r	0.1 r	0.1 r	0.1 r	0.1 r
Mozambique	688	0.0	0.0 r	0.0 r	0.0 r	0.0 r	1.3	0.2 r	0.2 r	0.4 r	0.3 r	0.4 r
Namibia	728	0.3	0.4 r	0.1 r	0.1 r	0.1 r	0.1 r	0.0	0.0 r	0.0 r	0.0 r	0.0 r	0.0 r

Kazakhstan (916)

In Millions of U.S. Dollars

		Exports (FOB)						Imports (CIF)					
		2016	2015Q4	2016Q1	2016Q2	2016Q3	2016Q4	2016	2015Q4	2016Q1	2016Q2	2016Q3	2016Q4
Nigeria	694	0.0	0.2 r	0.0 r	0.0 r	0.0 r	0.0 r	0.0	0.0 r	0.0 r	0.0 r	0.0 r	0.0 r
Rwanda	714	2.7	1.7 r	0.5 r	0.7 r	0.7 r	0.8 r
Senegal	722	5.7	1.4 r	1.4 r	1.4 r	1.4 r	0.0	0.0 r	0.0 r	0.0 r	0.0 r	0.0 r
Seychelles	718	0.0 r	0.1	0.0 r	0.0 r	0.0 r	0.0 r	0.0 r
South Africa	199	3.0	0.0 r	1.8 r	0.2 r	0.9 r	32.9	3.4 r	6.1 r	4.9 r	4.0 r	17.8 r
Tanzania	738	0.0	0.0 r	0.0 r	0.0 r	0.0 r	0.0 r	2.5	0.4 r	0.5 r	0.7 r	0.7 r	0.7 r
Uganda	746	0.1	0.0 r	0.0 r	0.0 r	0.0 r	0.0 r
Zambia	754	0.8	0.0 r	0.2 r	0.2 r	0.2 r	0.2 r
Zimbabwe	698	1.1	0.1 r	0.2 r	0.3 r	0.3 r	0.3 r
Western Hemisphere	205	28.9	7.6	8.2	8.7	5.9	6.1	304.3	79.6	82.2	98.1	70.9	53.1
Argentina	213	1.7	1.3 r	0.4 r	0.4 r	0.4 r	0.4 r	10.6	4.6 r	2.7 r	2.7 r	2.7 r	2.7 r
Bolivia	218	0.0	0.0 r	0.0 r	0.0 r	0.0 r	0.0 r	0.2	0.3 r	0.0 r	0.0 r	0.0 r	0.0 r
Brazil	223	25.8	5.5 r	7.5 r	7.9 r	5.2 r	5.3 r	156.1	41.9 r	50.8 r	58.6 r	33.8 r	12.8 r
Chile	228	0.0 r	6.0	2.7 r	0.9 r	2.7 r	0.6 r	1.7 r
Colombia	233	0.0	0.1 r	0.0 r	0.0 r	0.0 r	0.0 r	3.9	0.8 r	0.7 r	1.1 r	1.0 r	1.1 r
Costa Rica	238	0.8	0.9 r	0.4 r	0.3 r	0.1 r	0.1 r
Dominican Republic	243	0.2	0.0 r	0.1 r	0.1 r	0.1 r	0.7	0.1 r	0.1 r	0.2 r	0.2 r	0.2 r
Ecuador	248	0.3	0.1 r	0.1 r	0.1 r	0.1 r	32.8	6.7 r	5.9 r	8.9 r	8.6 r	9.4 r
Guatemala	258	22.8	3.9 r	4.1 r	6.2 r	6.0 r	6.5 r
Mexico	273	0.7	0.1 r	0.2 r	0.2 r	0.2 r	0.2 r	65.4	15.2 r	15.5 r	16.0 r	16.6 r	17.2 r
Paraguay	288	2.0	1.4 r	0.4 r	0.6 r	0.5 r	0.6 r
Peru	293	0.1	0.0 r	0.0 r	0.0 r	0.0 r	2.3	0.9 r	0.4 r	0.6 r	0.6 r	0.6 r
Uruguay	298	0.0	0.0 r	0.0 r	0.0 r	0.0 r	0.6	0.0 r	0.1 r	0.2 r	0.2 r	0.2 r
Venezuela, Rep. Bol.	299	0.1	0.6 r	0.0 r	0.0 r	0.0 r	0.0 r	0.0	0.0 r	0.0 r	0.0 r	0.0 r	0.0 r
Western Hem. n.s.	399	0.0	0.0 r	0.0 r	0.0 r	0.0 r	0.0 r	0.1	0.1 r	0.0 r	0.0 r	0.0 r	0.0 r
Other Countries n.i.e	910	0.0	0.3	0.0	0.0	0.0	0.0	10.0	2.1	1.8	2.7	2.6	2.8
Cuba	928	0.0	0.0 r	0.0 r	0.0 r	0.0 r	9.8	2.0 r	1.8 r	2.7 r	2.6 r	2.8 r
Korea, Dem. People's Rep.	954	0.3 r	0.2	0.1 r	0.0 r	0.0 r	0.0 r	0.0 r
Memorandum Items													
Africa	605	49.2	3.1	11.1	13.6	11.5	13.0	144.6	28.6	25.8	34.8	33.7	50.2
Middle East	405	949.6	155.5	212.2	246.1	236.5	254.8	138.4	40.6	25.9	37.9	35.7	38.9
European Union	998	18,482.7	4,769.1	4,147.5	5,554.6	4,514.4	4,266.2	5,691.5	1,707.9	1,424.5	1,473.3	1,482.5	1,311.2
Export earnings: fuel	080	4,587.8	1,115.8	998.3	1,174.4	1,118.6	1,296.5	9,532.4	2,567.3	1,830.1	2,303.9	2,398.9	2,999.6
Export earnings: nonfuel	092	32,189.7	8,753.8	6,559.8	9,368.6	8,047.2	8,214.1	15,670.4	4,512.9	3,250.9	4,366.7	4,011.8	4,041.0

Kenya (664)

In Millions of U.S. Dollars

		Exports (FOB)						Imports (CIF)					
		2016	2015Q4	2016Q1	2016Q2	2016Q3	2016Q4	2016	2015Q4	2016Q1	2016Q2	2016Q3	2016Q4
IFS World		1,481.6	4,044.9
World	001	5,337.5	1,371.0	1,354.1	1,371.6	1,345.6	1,266.3	14,314.0	4,349.1	3,150.2	3,748.6	3,612.7	3,802.6
Advanced Economies	110	1,878.3	464.0	464.1	471.1	516.1	427.1	4,057.6	1,496.1	998.6	1,039.8	982.7	1,036.4
Euro Area	163	742.7	185.4	184.2	204.1	168.9	185.4	1,666.5	451.9	413.0	438.9	405.5	409.0
Austria	122	2.5	0.4 r	0.7 r	0.6 r	1.1 r	0.0 r	21.0	3.5 r	7.1 r	5.1 r	4.8 r	4.0 r
Belgium	124	67.6	20.1 r	19.2 r	14.3 r	20.1 r	13.9 r	133.6	25.4 r	28.3 r	36.3 r	33.2 r	35.7 r
Cyprus	423	2.8	0.4 r	0.5 r	0.5 r	0.8 r	1.0 r	3.0	0.3 r	0.5 r	1.3 r	0.5 r	0.7 r
Estonia	939	0.0	0.0 r	0.0 r	0.0 r	7.8	4.8 r	0.1 r	6.3 r	1.1 r	0.3 r
Finland	172	16.2	4.9 r	3.5 r	3.4 r	3.9 r	5.3 r	24.4	4.0 r	8.6 r	5.2 r	4.8 r	5.8 r
France	132	61.2	17.7 r	13.0 r	18.5 r	13.1 r	16.6 r	193.6	65.7 r	43.9 r	50.6 r	50.6 r	48.5 r
Germany	134	119.9	26.2 r	24.5 r	36.7 r	28.2 r	30.5 r	460.4	116.5 r	127.2 r	125.6 r	100.6 r	107.0 r
Greece	174	2.3	0.3 r	0.3 r	0.9 r	0.5 r	0.7 r	12.6	1.6 r	4.1 r	2.9 r	3.7 r	2.0 r
Ireland	178	10.7	3.0 r	2.6 r	3.4 r	2.7 r	2.0 r	47.4	14.3 r	10.9 r	9.9 r	17.0 r	9.6 r
Italy	136	37.5	12.4 r	10.4 r	9.5 r	6.8 r	10.7 r	238.6	56.5 r	64.0 r	50.5 r	58.4 r	65.7 r
Latvia	941	0.1	0.0 r	0.0 r	0.0 r	0.1 r	145.7	45.1 r	38.2 r	46.8 r	30.4 r	30.3 r
Lithuania	946	0.1	0.0 r	0.0 r	0.0 r	0.0 r	0.0 r	14.7	13.5 r	7.6 r	6.1 r	0.4 r	0.5 r
Luxembourg	137	0.0	0.0 r	0.0 r	0.0 r	0.0 r	0.0 r	4.9	2.6 r	1.0 r	1.8 r	0.8 r	1.2 r
Malta	181	0.4	0.0 r	0.2 r	0.0 r	0.2 r	0.0 r	2.9	1.1 r	1.6 r	0.3 r	0.3 r	0.6 r
Netherlands	138	393.2	93.1 r	105.0 r	107.0 r	84.0 r	97.1 r	237.3	54.0 r	47.2 r	58.0 r	68.2 r	63.9 r
Portugal	182	4.1	1.1 r	0.6 r	1.1 r	0.7 r	1.8 r	14.4	1.3 r	1.7 r	1.8 r	4.6 r	6.3 r
Slovak Republic	936	0.1	0.1 r	0.0 r	0.0 r	0.0 r	0.0 r	8.3	0.4 r	1.0 r	1.6 r	2.8 r	2.9 r
Slovenia	961	0.1	0.3 r	0.0 r	0.0 r	0.0 r	0.0 r	4.6	0.7 r	0.8 r	0.5 r	0.6 r	2.7 r
Spain	184	24.0	5.4 r	3.7 r	8.1 r	6.6 r	5.6 r	91.2	40.4 r	18.9 r	28.4 r	22.6 r	21.2 r
Australia	193	25.3	7.9 r	6.5 r	6.2 r	7.2 r	5.4 r	46.8	12.5 r	10.1 r	14.6 r	7.4 r	14.6 r
Canada	156	18.4	4.7 r	4.9 r	5.6 r	4.1 r	3.7 r	80.3	11.4 r	21.2 r	12.9 r	22.7 r	23.5 r
China,P.R.: Hong Kong	532	20.0	2.8 r	5.9 r	6.3 r	3.8 r	4.0 r	57.1	12.6 r	7.0 r	25.5 r	10.5 r	14.1 r
Czech Republic	935	2.9	1.5 r	0.5 r	0.6 r	0.8 r	1.0 r	17.6	3.0 r	4.4 r	5.3 r	4.7 r	3.3 r
Denmark	128	4.9	1.2 r	1.0 r	1.7 r	0.9 r	1.3 r	46.4	13.2 r	9.9 r	12.6 r	10.4 r	13.5 r
Iceland	176	0.0	0.0 r	0.0 r	0.0 r	0.0 r	0.0 r	3.5	0.6 r	3.1 r	0.4 r	0.0 r	0.0 r
Israel	436	7.5	3.0 r	2.3 r	1.9 r	2.1 r	1.2 r	46.1	14.0 r	11.8 r	11.3 r	14.3 r	8.6 r
Japan	158	37.7	13.4 r	10.4 r	8.0 r	9.7 r	9.6 r	778.2	217.7 r	169.6 r	212.7 r	201.3 r	194.6 r
Korea, Republic of	542	104.9	6.6 r	6.0 r	8.3 r	84.8 r	5.9 r	152.4	86.7 r	37.2 r	37.8 r	41.5 r	35.9 r
New Zealand	196	1.8	0.5 r	0.5 r	0.4 r	0.6 r	0.4 r	4.8	2.0 r	0.9 r	1.6 r	1.8 r	0.5 r
Norway	142	20.7	4.6 r	5.1 r	5.6 r	5.6 r	4.4 r	14.4	1.2 r	7.1 r	2.7 r	2.0 r	2.6 r
San Marino	135	0.1	0.0 r	0.0 r	0.0 r	0.0 r	0.0 r	0.0	0.0 r	0.0 r	0.0 r	0.0 r	0.0 r
Singapore	576	11.9	2.0 r	3.1 r	2.7 r	4.2 r	1.9 r	73.2	11.8 r	17.7 r	11.7 r	14.6 r	29.3 r
Sweden	144	22.3	6.9 r	3.7 r	5.3 r	8.8 r	4.5 r	73.7	18.0 r	20.5 r	17.6 r	16.8 r	18.9 r
Switzerland	146	47.3	13.6 r	13.3 r	12.5 r	11.0 r	10.5 r	82.3	18.4 r	25.2 r	17.0 r	24.6 r	15.5 r
Taiwan Prov.of China	528	8.4	0.3 r	4.0 r	3.7 r	0.4 r	0.3 r	105.3	30.0 r	26.6 r	26.5 r	28.6 r	23.6 r
United Kingdom	112	391.2	106.9 r	112.6 r	100.4 r	92.1 r	86.1 r	348.8	115.9 r	79.7 r	81.2 r	84.5 r	103.4 r
United States	111	410.2	102.7 r	99.9 r	97.7 r	111.0 r	101.6 r	460.1	475.1 r	133.5 r	109.5 r	91.6 r	125.6 r
Vatican	187	0.1	0.0 r	0.0 r	0.0 r	0.0 r	0.0 r
Emerg. & Dev. Economies	200	3,378.0	885.7	869.4	879.3	809.9	819.4	10,246.6	2,850.3	2,149.5	2,706.1	2,627.4	2,763.6
Emerg. & Dev. Asia	505	272.9	67.0	69.7	67.9	67.0	68.3	5,802.1	1,627.9	1,244.3	1,517.8	1,470.9	1,569.2
American Samoa	859	0.3	0.1 r	0.1 r	0.1 r	0.1 r	0.1 r	0.7	0.2 r	0.1 r	0.2 r	0.2 r	0.2 r
Bangladesh	513	3.8	1.0 r	1.0 r	1.0 r	0.9 r	0.9 r	3.1	1.3 r	0.6 r	0.8 r	0.8 r	0.8 r
Brunei Darussalam	516	5.4	1.4 r	1.4 r	1.4 r	1.3 r	1.3 r	0.1	0.0 r	0.0 r	0.0 r	0.0 r	0.0 r
Cambodia	522	0.1	0.0 r	0.0 r	0.0 r	0.0 r	0.0 r	0.4	0.1 r	0.1 r	0.1 r	0.1 r	0.1 r
China,P.R.: Mainland	924	98.0	21.5 r	19.5 r	23.1 r	27.0 r	28.3 r	3,460.5	941.0 r	653.4 r	989.9 r	927.3 r	889.9 r
Fiji	819	0.0	0.0 r	0.0 r	0.0 r	0.0 r	0.0 r	0.1	0.0 r	0.0 r	0.0 r	0.0 r	0.0 r
Guam	829	0.1	0.0 r	0.0 r	0.0 r	0.0 r	0.0 r
India	534	102.3	23.7 r	32.5 r	26.8 r	20.7 r	22.3 r	1,614.1	528.9 r	435.7 r	324.2 r	358.2 r	496.0 r
Indonesia	536	7.8	3.2 r	2.3 r	1.9 r	1.8 r	1.8 r	504.0	103.5 r	106.7 r	140.3 r	128.4 r	128.6 r
Malaysia	548	19.0	3.7 r	5.1 r	4.1 r	4.8 r	4.9 r	45.5	7.0 r	9.5 r	11.3 r	12.1 r	12.6 r
Maldives	556	0.1	0.0 r	0.0 r	0.0 r	0.0 r	0.0 r
Myanmar	518	0.7	0.2 r	0.2 r	0.2 r	0.2 r	0.2 r	0.3	0.1 r	0.1 r	0.1 r	0.1 r	0.1 r
Nauru	836	0.5	0.1 r	0.1 r	0.1 r	0.1 r	0.1 r	0.1	0.0 r	0.0 r	0.0 r	0.0 r	0.0 r
Nepal	558	0.0	0.0 r	0.0 r	0.0 r	0.0 r	0.0 r	0.1	0.0 r	0.0 r	0.0 r	0.0 r	0.0 r
Philippines	566	8.0	1.0 r	2.0 r	2.1 r	1.9 r	2.0 r	7.3	0.5 r	1.4 r	2.0 r	1.9 r	2.0 r
Solomon Islands	813	0.5	0.1 r	0.1 r	0.1 r	0.1 r	0.1 r	0.0	0.0 r	0.0 r	0.0 r	0.0 r	0.0 r

Kenya (664)

In Millions of U.S. Dollars

		Exports (FOB)						Imports (CIF)					
		2016	2015Q4	2016Q1	2016Q2	2016Q3	2016Q4	2016	2015Q4	2016Q1	2016Q2	2016Q3	2016Q4
Sri Lanka	524	1.8	0.6 r	0.4 r	0.5 r	0.5 r	0.5 r	9.7	6.6 r	3.6 r	3.3 r	1.4 r	1.5 r
Thailand	578	16.7	8.3 r	2.9 r	4.3 r	5.7 r	3.8 r	104.9	24.5 r	22.6 r	31.2 r	27.1 r	24.0 r
Vietnam	582	5.0	1.3 r	1.3 r	1.3 r	1.2 r	1.2 r	51.2	14.2 r	10.6 r	14.2 r	13.2 r	13.3 r
Asia n.s.	598	2.8	0.7 r	0.7 r	0.7 r	0.7 r	0.7 r	0.1	0.0 r	0.0 r	0.0 r	0.0 r	0.0 r
Europe	170	163.9	45.9	46.9	41.8	37.0	38.2	384.9	114.4	85.7	83.0	119.9	96.3
Emerg. & Dev. Europe	903	46.1	14.7	14.7	11.1	10.5	9.8	209.8	63.1	51.2	43.2	56.8	58.6
Bosnia and Herzegovina	963	0.0	0.0 r	0.0 r	0.0 r	0.0 r	0.0 r	0.1	0.0 r	0.0 r	0.0 r	0.0 r	0.0 r
Bulgaria	918	4.9	1.4 r	1.3 r	1.3 r	1.1 r	1.2 r	5.2	1.2 r	1.7 r	1.4 r	1.1 r	1.0 r
Croatia	960	0.0	0.0 r	0.0 r	0.0 r	0.0 r	0.0 r	8.0	0.5 r	1.0 r	3.8 r	1.2 r	2.0 r
Hungary	944	2.8	0.4 r	0.6 r	1.4 r	0.4 r	0.5 r	16.9	7.0 r	3.6 r	4.2 r	3.4 r	5.7 r
Montenegro	943	0.1 e	0.0 e	0.1 e	0.0 e	0.0 e	0.0 e
Poland	964	23.6	9.9 r	8.0 r	5.3 r	5.4 r	4.9 r	44.8	16.9 r	14.1 r	6.8 r	11.4 r	12.5 r
Romania	968	2.3	0.4 r	0.6 r	0.8 r	0.5 r	0.4 r	6.1	3.1 r	1.4 r	0.6 r	3.3 r	0.9 r
Serbia, Republic of	942	1.5	0.2 r	0.1 r	0.2 r	0.5 r	0.6 r	0.0	0.0 r	0.0 r
Turkey	186	10.7	2.3 r	4.0 r	2.1 r	2.5 r	2.2 r	128.6	34.3 r	29.4 r	26.3 r	36.5 r	36.4 r
CIS	901	117.7	31.2	32.2	30.7	26.5	28.3	175.2	51.3	34.5	39.8	63.1	37.8
Belarus	913	0.6	0.3 r	0.1 r	0.1 r	0.2 r	0.3 r	0.2	0.1 r	0.1 r	0.0 r	0.0 r	0.0 r
Georgia	915	0.5	0.1 r	0.1 r	0.1 r	0.1 r	0.2 r	0.5	0.1 r	0.1 r	0.1 r	0.1 r	0.2 r
Kazakhstan	916	34.1	9.0 r	8.7 r	8.9 r	8.2 r	8.3 r	0.0	0.0 r	0.0 r	0.0 r	0.0 r	0.0 r
Kyrgyz Republic	917	0.3	0.1 r	0.1 r	0.1 r	0.1 r	0.1 r	0.0	0.0 r	0.0 r	0.0 r	0.0 r	0.0 r
Moldova	921	0.5	0.1 r	0.1 r	0.1 r	0.1 r	0.1 r	0.0	0.0 r	0.0 r	0.0 r	0.0 r	0.0 r
Russian Federation	922	77.8	20.9 r	22.0 r	20.6 r	16.9 r	18.3 r	132.1	39.0 r	28.8 r	28.4 r	44.8 r	30.1 r
Ukraine	926	3.8	0.7 r	1.1 r	0.7 r	0.8 r	1.1 r	42.4	12.1 r	5.5 r	11.2 r	18.2 r	7.5 r
Mid East, N Africa, Pak	440	1,178.6	303.5	293.4	308.4	284.6	292.2	2,684.7	723.4	548.7	742.6	691.1	702.3
Afghanistan, I.R. of	512	125.8	31.1 r	31.0 r	32.6 r	30.8 r	31.5 r	0.1	0.0 r	0.0 r	0.0 r	0.0 r	0.0 r
Algeria	612	1.1	0.3 r	0.3 r	0.3 r	0.3 r	0.3 r	7.6	2.1 r	1.6 r	2.1 r	2.0 r	2.0 r
Bahrain, Kingdom of	419	3.9	1.0 r	1.0 r	1.0 r	0.9 r	1.0 r	332.8	94.8 r	69.6 r	92.6 r	85.1 r	85.5 r
Djibouti	611	11.5	2.9 r	2.9 r	3.0 r	2.8 r	2.8 r	0.0	0.0 r	0.0 r	0.0 r	0.0 r	0.0 r
Egypt	469	176.8	48.6 r	44.4 r	46.0 r	42.9 r	43.5 r	345.7	85.4 r	70.3 r	95.4 r	89.1 r	90.8 r
Iran, I.R. of	429	22.2	5.8 r	5.6 r	5.8 r	5.4 r	5.4 r	33.4	9.3 r	6.9 r	9.3 r	8.6 r	8.7 r
Iraq	433	0.8	0.2 r	0.2 r	0.2 r	0.2 r	0.2 r	4.8	1.3 r	1.0 r	1.3 r	1.2 r	1.2 r
Jordan	439	10.8	2.8 r	4.6 r	3.5 r	1.4 r	1.4 r	3.6	0.5 r	0.6 r	1.5 r	1.1 r	0.3 r
Kuwait	443	3.5	0.8 r	0.8 r	0.9 r	0.9 r	0.9 r	20.8	5.8 r	4.3 r	5.8 r	5.3 r	5.4 r
Lebanon	446	0.8	0.4 r	0.2 r	0.2 r	0.2 r	0.2 r	0.7	0.2 r	0.2 r	0.2 r	0.1 r	0.1 r
Libya	672	1.3	0.4 r	0.3 r	0.4 r	0.3 r	0.3 r	0.1	0.0 r	0.0 r	0.0 r	0.0 r	0.0 r
Mauritania	682	0.6	0.2 r	0.2 r	0.2 r	0.1 r	0.2 r	0.1	0.0 r	0.0 r	0.0 r	0.0 r	0.0 r
Morocco	686	3.2	0.9 r	0.8 r	0.8 r	0.8 r	0.8 r	0.3	0.2 r	0.1 r	0.1 r	0.1 r	0.1 r
Oman	449	13.3	3.5 r	3.4 r	3.5 r	3.2 r	3.2 r	93.4	26.1 r	19.3 r	25.9 r	24.0 r	24.2 r
Pakistan	564	241.8	62.4 r	60.9 r	63.0 r	58.6 r	59.3 r	152.3	42.8 r	31.6 r	42.3 r	39.0 r	39.4 r
Qatar	453	3.4	0.9 r	0.9 r	0.9 r	0.8 r	0.8 r	41.2	10.3 r	8.0 r	11.2 r	10.7 r	11.2 r
Saudi Arabia	456	44.6	12.3 r	11.6 r	11.7 r	10.7 r	10.6 r	535.5	149.6 r	110.9 r	148.6 r	137.3 r	138.8 r
Somalia	726	160.7	40.4 r	39.9 r	41.7 r	39.2 r	39.9 r	1.3	0.4 r	0.3 r	0.4 r	0.3 r	0.3 r
Sudan	732	56.2	13.6 r	10.6 r	15.9 r	13.0 r	16.8 r	0.0	0.0 r	0.0 r	0.0 r	0.0 r	0.0 r
Syrian Arab Republic	463	0.8	0.2 r	0.2 r	0.2 r	0.2 r	0.2 r	0.1	0.0 r	0.0 r	0.0 r	0.0 r	0.0 r
Tunisia	744	1.0	0.3 r	0.3 r	0.3 r	0.3 r	0.3 r	0.9	0.2 r	0.2 r	0.2 r	0.2 r	0.2 r
United Arab Emirates	466	246.4	62.2 r	61.3 r	64.0 r	60.0 r	61.0 r	1,109.8	294.2 r	223.6 r	305.5 r	286.9 r	293.9 r
West Bank and Gaza	487	0.1 e	0.0 e	0.0 e	0.0 e	0.0 e	0.0 e
Yemen, Republic of	474	47.8	12.3 r	12.0 r	12.4 r	11.6 r	11.7 r	0.3	0.1 r	0.1 r	0.1 r	0.1 r	0.1 r
Sub-Saharan Africa	603	1,716.1	453.0	447.8	448.4	410.6	409.4	1,245.3	351.0	249.6	326.8	313.2	355.6
Angola	614	2.1	0.5 r	0.5 r	0.5 r	0.5 r	0.5 r	1.0	0.3 r	0.2 r	0.3 r	0.3 r	0.3 r
Benin	638	9.3	2.4 r	2.4 r	2.4 r	2.2 r	2.3 r	0.0	0.0 r	0.0 r	0.0 r	0.0 r	0.0 r
Botswana	616	5.2	1.5 r	1.4 r	1.4 r	1.2 r	1.2 r	0.1	0.0 r	0.0 r	0.0 r	0.0 r	0.0 r
Burkina Faso	748	0.9	0.2 r	0.2 r	0.2 r	0.2 r	0.2 r	0.0	0.0 r	0.0 r	0.0 r	0.0 r	0.0 r
Burundi	618	72.1	19.7 r	18.7 r	18.9 r	17.3 r	17.2 r	0.3	0.1 r	0.1 r	0.1 r	0.1 r	0.1 r
Cabo Verde	624	0.7	0.2 r	0.2 r	0.2 r	0.2 r	0.2 r
Cameroon	622	0.7	0.2 r	0.2 r	0.2 r	0.2 r	0.2 r	0.2	0.1 r	0.0 r	0.1 r	0.1 r	0.1 r
Central African Rep.	626	6.8	1.8 r	1.7 r	1.8 r	1.6 r	1.7 r	0.0	0.0 r	0.0 r	0.0 r	0.0 r	0.0 r
Chad	628	0.8	0.2 r	0.2 r	0.2 r	0.2 r	0.2 r	0.0	0.0 r	0.0 r	0.0 r	0.0 r	0.0 r
Comoros	632	7.7	1.8 r	1.9 r	2.0 r	1.9 r	2.0 r
Congo, Dem. Rep. of	636	211.5	56.2 r	54.1 r	55.3 r	51.0 r	51.1 r	4.4	1.0 r	0.8 r	1.2 r	1.2 r	1.2 r

Kenya (664)

In Millions of U.S. Dollars

		Exports (FOB)						Imports (CIF)					
		2016	2015Q4	2016Q1	2016Q2	2016Q3	2016Q4	2016	2015Q4	2016Q1	2016Q2	2016Q3	2016Q4
Congo, Republic of	634	0.5	0.1 r	0.1 r	0.1 r	0.1 r	0.1 r	0.0	0.0 r	0.0 r	0.0 r	0.0 r	0.0 r
Côte d'Ivoire	662	0.6	0.2 r	0.2 r	0.2 r	0.2 r	0.1 r	0.3	0.1 r	0.1 r	0.1 r	0.1 r	0.1 r
Eritrea	643	3.7	1.0 r	1.0 r	1.0 r	0.9 r	0.9 r	0.0	0.0 r	0.0 r	0.0 r	0.0 r	0.0 r
Ethiopia	644	63.3	17.4 r	16.5 r	16.6 r	15.1 r	15.1 r	1.9	0.5 r	0.4 r	0.5 r	0.5 r	0.5 r
Gabon	646	0.0	0.0 r	0.0 r	0.0 r	0.0 r	0.0 r	0.1	0.0 r	0.0 r	0.0 r	0.0 r	0.0 r
Ghana	652	5.0	1.3 r	1.3 r	1.3 r	1.2 r	1.2 r	3.3	0.9 r	0.7 r	0.9 r	0.8 r	0.8 r
Guinea	656	0.3	0.1 r	0.1 r	0.1 r	0.1 r	0.1 r	0.2	0.0 r	0.0 r	0.0 r	0.0 r	0.0 r
Guinea-Bissau	654	0.1	0.0 r	0.0 r	0.0 r	0.0 r	0.0 r
Lesotho	666	0.5	0.1 r	0.1 r	0.1 r	0.1 r	0.1 r	0.1	0.0 r	0.0 r	0.0 r	0.0 r	0.0 r
Liberia	668	1.4	0.4 r	0.3 r	0.4 r	0.3 r	0.3 r	0.0	0.0 r	0.0 r	0.0 r	0.0 r	0.0 r
Madagascar	674	4.4	1.2 r	1.1 r	1.1 r	1.1 r	1.1 r	5.1	1.4 r	1.1 r	1.4 r	1.3 r	1.3 r
Malawi	676	39.1	10.0 r	9.8 r	10.2 r	9.5 r	9.6 r	2.7	0.7 r	0.6 r	0.7 r	0.7 r	0.7 r
Mali	678	1.3	0.3 r	0.3 r	0.3 r	0.3 r	0.3 r	0.1	0.0 r	0.0 r	0.0 r	0.0 r	0.0 r
Mauritius	684	12.3	2.8 r	3.2 r	3.2 r	3.0 r	3.0 r	118.3	37.0 r	26.4 r	33.6 r	29.6 r	28.7 r
Mozambique	688	17.0	4.6 r	4.4 r	4.5 r	4.1 r	4.1 r	8.5	2.0 r	1.6 r	2.3 r	2.2 r	2.4 r
Namibia	728	1.8	0.5 r	0.4 r	0.5 r	0.4 r	0.4 r	0.9	0.3 r	0.2 r	0.3 r	0.2 r	0.2 r
Niger	692	0.9	0.2 r	0.2 r	0.2 r	0.2 r	0.2 r	0.1	0.0 r	0.0 r	0.0 r	0.0 r	0.0 r
Nigeria	694	27.1	7.1 r	6.9 r	7.1 r	6.6 r	6.6 r	6.2	1.7 r	1.3 r	1.7 r	1.6 r	1.6 r
Rwanda	714	156.2	40.9 r	39.6 r	40.7 r	37.8 r	38.1 r	6.3	1.8 r	1.3 r	1.8 r	1.6 r	1.6 r
Senegal	722	0.8	0.2 r	0.2 r	0.2 r	0.2 r	0.2 r	0.0	0.0 r	0.0 r	0.0 r	0.0 r	0.0 r
Seychelles	718	2.2	0.5 r	0.5 r	0.6 r	0.5 r	0.6 r	4.2	1.2 r	0.9 r	1.2 r	1.1 r	1.1 r
Sierra Leone	724	2.2	0.6 r	0.5 r	0.6 r	0.5 r	0.5 r	0.3	0.1 r	0.1 r	0.1 r	0.1 r	0.1 r
South Africa	199	32.9	8.3 r	10.9 r	12.0 r	4.7 r	5.3 r	561.7	153.1 r	98.8 r	153.3 r	144.2 r	165.4 r
Swaziland	734	0.2	0.0 r	0.0 r	0.0 r	0.0 r	0.0 r	48.3	13.4 r	10.0 r	13.4 r	12.4 r	12.6 r
Tanzania	738	459.9	120.3 r	116.6 r	120.0 r	111.2 r	112.1 r	152.1	43.8 r	32.0 r	42.4 r	38.8 r	38.9 r
Togo	742	0.2	0.0 r	0.0 r	0.0 r	0.0 r	0.0 r	0.0	0.0 r	0.0 r	0.0 r	0.0 r	0.0 r
Uganda	746	540.6	143.8 r	144.9 r	138.2 r	130.4 r	127.0 r	284.7	80.6 r	64.3 r	63.0 r	69.0 r	88.5 r
Zambia	754	6.0	1.5 r	2.4 r	1.3 r	1.1 r	1.2 r	29.4	9.4 r	7.9 r	7.1 r	6.1 r	8.3 r
Zimbabwe	698	18.0	4.7 r	4.6 r	4.7 r	4.4 r	4.4 r	4.4	1.2 r	0.9 r	1.2 r	1.1 r	1.1 r
Western Hemisphere	205	46.4	16.2	11.5	12.8	10.8	11.4	129.6	33.6	21.1	35.8	32.4	40.2
Antigua and Barbuda	311	0.1	0.0 r	0.0 r	0.0 r	0.0 r	0.0 r	0.3	0.1 r	0.1 r	0.1 r	0.1 r	0.1 r
Argentina	213	0.1	0.0 r	0.0 r	0.0 r	0.0 r	0.0 r	22.2	5.6 r	5.6 r	5.6 r	5.6 r	5.6 r
Bahamas, The	313	7.7	2.0 r	1.9 r	2.0 r	1.9 r	1.9 r	0.0	0.0 r	0.0 r	0.0 r	0.0 r	0.0 r
Belize	339	3.6	1.0 r	0.9 r	0.9 r	0.9 r	0.9 r	0.0	0.0 r	0.0 r	0.0 r	0.0 r	0.0 r
Bermuda	319	7.4	1.9 r	1.9 r	1.9 r	1.8 r	1.8 r
Bolivia	218	3.3	0.8 r	0.8 r	0.8 r	0.8 r	0.8 r	0.0	0.0 r	0.0 r	0.0 r	0.0 r	0.0 r
Brazil	223	1.5	0.3 r	0.4 r	0.5 r	0.3 r	0.3 r	61.3	18.8 r	9.4 r	18.3 r	15.3 r	18.3 r
Chile	228	6.2	6.1 r	1.5 r	2.5 r	1.1 r	1.1 r	5.5	0.5 r	0.4 r	0.5 r	0.3 r	4.2 r
Colombia	233	8.3	2.0 r	2.1 r	2.1 r	2.1 r	2.1 r	0.5	0.1 r	0.1 r	0.2 r	0.1 r	0.1 r
Costa Rica	238	0.6	0.2 r	0.2 r	0.2 r	0.2 r	0.2 r	0.2	0.1 r	0.0 r	0.1 r	0.0 r	0.0 r
Dominica	321	0.7	0.2 r	0.2 r	0.2 r	0.2 r	0.2 r	0.0	0.0 r	0.0 r	0.0 r	0.0 r	0.0 r
Dominican Republic	243	0.5	0.1 r	0.1 r	0.1 r	0.1 r	0.1 r	1.3	0.4 r	0.3 r	0.4 r	0.3 r	0.3 r
Ecuador	248	0.3	0.2 r	0.1 r	0.1 r	0.1 r	0.1 r	0.1	0.0 r	0.0 r	0.0 r	0.0 r	0.0 r
Falkland Islands	323	0.1	0.0 r	0.0 r	0.0 r	0.0 r	0.0 r
Grenada	328	0.4	0.1 r	0.1 r	0.1 r	0.1 r	0.1 r
Guatemala	258	0.0	0.0 r	0.0 r	0.0 r	0.0 r	0.0 r	0.6	0.2 r	0.1 r	0.2 r	0.1 r	0.1 r
Guyana	336	0.0	0.0 r	0.0 r	0.0 r	0.0 r	0.0 r	0.7	0.2 r	0.2 r	0.2 r	0.2 r	0.2 r
Haiti	263	0.3	0.1 r	0.1 r	0.1 r	0.1 r	0.1 r
Honduras	268	3.9	1.0 r	1.0 r	1.0 r	1.0 r	1.0 r	0.0 r
Mexico	273	0.9	0.1 r	0.0 r	0.0 r	0.1 r	0.7 r	32.7	6.6 r	3.9 r	9.3 r	9.2 r	10.2 r
Netherlands Antilles	353	0.5	0.1 r	0.1 r	0.1 r	0.1 r	0.1 r
Panama	283	0.0	0.0 r	0.0 r	0.0 r	0.0 r	0.0 r	0.2	0.0 r	0.0 r	0.0 r	0.0 r	0.0 r
Peru	293	0.2	0.1 r	0.1 r	0.1 r	0.1 r	0.1 r	0.4	0.1 r	0.1 r	0.1 r	0.1 r	0.1 r
Suriname	366	0.2	0.1 r	0.1 r	0.1 r	0.1 r	0.1 r	0.4	0.1 r	0.1 r	0.1 r	0.1 r	0.1 r
Uruguay	298	2.6	0.7 r	0.6 r	0.7 r	0.6 r	0.6 r
Other Countries n.i.e	910	0.5	0.1	0.1	0.1	0.1	0.1	0.2	0.0	0.0	0.0	0.0	0.0
Cuba	928	0.5	0.1 r	0.1 r	0.1 r	0.1 r	0.1 r
Korea, Dem. People's Rep.	954	0.0	0.0 r	0.0 r	0.0 r	0.0 r	0.0 r	0.2	0.0 r	0.0 r	0.0 r	0.0 r	0.0 r
Special Categories	899	77.9	20.5 r	19.8 r	20.3 r	18.8 r	18.9 r	0.0	0.0 r	0.0 r	0.0 r	0.0 r	0.0 r
Countries & Areas n.s.	898	2.9	0.8 r	0.7 r	0.8 r	0.7 r	0.7 r	9.6	2.7 r	2.0 r	2.7 r	2.5 r	2.5 r

Kenya (664)

In Millions of U.S. Dollars

		Exports (FOB)						Imports (CIF)					
		2016	2015Q4	2016Q1	2016Q2	2016Q3	2016Q4	2016	2015Q4	2016Q1	2016Q2	2016Q3	2016Q4
Memorandum Items													
Africa	605	1,950.6	511.6	502.8	510.5	467.0	470.3	1,255.6	354.0	251.8	329.7	315.8	358.3
Middle East	405	576.6	151.5	146.6	150.7	138.8	140.5	2,522.0	677.6	514.9	697.5	649.4	660.2
European Union	998	1,197.7	314.1	312.6	320.9	278.9	285.3	2,234.0	630.7	549.3	572.4	542.2	570.1
Export earnings: fuel	080	548.2	141.8	140.3	143.0	131.1	133.8	2,319.8	634.8	475.8	633.1	607.9	603.0
Export earnings: nonfuel	092	4,789.4	1,229.2	1,213.9	1,228.6	1,214.5	1,132.4	11,994.2	3,714.3	2,674.4	3,115.5	3,004.7	3,199.6

Kiribati (826)

In Millions of U.S. Dollars

		Exports (FOB)						Imports (CIF)					
		2016	2015Q4	2016Q1	2016Q2	2016Q3	2016Q4	2016	2015Q4	2016Q1	2016Q2	2016Q3	2016Q4
IFS World	
World	001	11.1	3.2	1.9	1.6	3.2	4.5	73.7	24.0	17.9	20.6	12.8	22.4
Advanced Economies	110	1.5	0.7	0.3	0.2	0.4	0.6	52.5	17.2	14.0	14.6	7.0	16.9
Euro Area	163	0.5	0.1	0.1	0.1	0.2	0.1
Germany	134	0.3	0.1 r	0.1 r	0.1 r	0.1 r	0.1 r
Netherlands	138	0.1	0.0 r	0.0 r	0.0 r	0.0 r	0.0 r
Australia	193	0.3	0.4 r	0.0 r	0.0 r	0.3 r	16.8	6.1 r	6.6 r	4.8 r	0.0 r	5.3 r
Canada	156	0.8 e	0.0 e	0.1 e	0.6 e	0.0 e	0.0 e
China,P.R.: Hong Kong	532	0.0	0.0 r	0.0 r	2.3	0.7 r	0.4 r	0.8 r	0.7 r	0.4 r
Denmark	128	1.1	0.4 r	0.3 r	0.3 r	0.3 r	0.2 r
Japan	158	0.3	0.1 r	0.0 r	0.1 r	0.1 r	0.1 r	6.0	2.2 r	0.9 r	1.2 r	0.6 r	3.3 r
Korea, Republic of	542	0.0	0.0 r	0.0 r	0.0 r	0.0 r	0.4	0.1 r	0.1 r	0.1 r	0.2 r	0.1 r
New Zealand	196	0.0	0.0 r	0.0 r	0.0 r	0.0 r	0.0 r	15.3	2.9 r	2.6 r	3.9 r	2.9 r	5.9 r
Singapore	576	7.7	2.5 r	2.6 r	1.9 r	1.8 r	1.4 r
Taiwan Prov.of China	528	0.9 e	1.7 e	0.0 e	0.6 e	0.2 e	0.1 e
United States	111	0.8	0.3 r	0.2 r	0.2 r	0.2 r	0.2 r	0.8	0.4 r	0.4 r	0.2 r	0.1 r	0.1 r
Emerg. & Dev. Economies	200	9.6	2.5	1.6	1.4	2.8	3.8	21.2	6.8	3.9	6.0	5.8	5.5
Emerg. & Dev. Asia	505	7.9	2.0	1.2	0.9	2.3	3.4	20.1	6.6	3.6	5.7	5.5	5.3
American Samoa	859	0.1	0.0 r	0.0 r	0.0 r	0.0 r	0.1 r
Bangladesh	513	0.2	0.1 r	0.0 r	0.0 r	0.1 r	0.1 r
China,P.R.: Mainland	924	5.1	1.9 r	0.7 r	1.3 r	2.1 r	1.0 r
Fiji	819	2.4	0.6 r	0.3 r	0.2 r	0.7 r	1.1 r	10.2	3.6 r	2.1 r	2.9 r	2.2 r	3.0 r
Guam	829	0.5	0.1 r	0.1 r	0.0 r	0.1 r	0.2 r
India	534	0.3	0.1 r	0.1 r	0.2 r	0.0 r	0.0 r
Indonesia	536	1.3	0.2 r	0.2 r	0.4 r	0.3 r	0.4 r
Malaysia	548	0.4	0.1 r	0.1 r	0.1 r	0.1 r	0.1 r
Marshall Islands	867	2.6	0.7 r	0.4 r	0.3 r	0.8 r	1.2 r	0.0	0.0 r	0.0 r	0.0 r	0.0 r	0.0 r
Philippines	566	0.8	0.2 r	0.2 r	0.2 r	0.2 r	0.2 r	0.0	0.0 r	0.0 r	0.0 r	0.0 r	0.0 r
Solomon Islands	813	0.1	0.0 r	0.0 r	0.0 r	0.0 r	0.0 r	0.4	0.1 r	0.1 r	0.1 r	0.1 r	0.1 r
Thailand	578	0.9	0.1 r	0.1 r	0.3 r	0.3 r	0.2 r
Vanuatu	846	0.5	0.2 r	0.1 r	0.1 r	0.1 r	0.1 r
Vietnam	582	1.1	0.3 r	0.2 r	0.1 r	0.3 r	0.5 r	0.4	0.2 r	0.1 r	0.1 r	0.1 r	0.1 r
Asia n.s.	598	0.5	0.2 r	0.1 r	0.1 r	0.1 r	0.1 r
Mid East, N Africa, Pak	440	1.7	0.4	0.4	0.4	0.4	0.4	0.0	0.0	0.0	0.0	0.0	0.0
Morocco	686	1.6	0.4 r	0.4 r	0.4 r	0.4 r	0.4 r	0.0	0.0 r	0.0 r	0.0 r	0.0 r	0.0 r
Sudan	732	0.1	0.0 r	0.0 r	0.0 r	0.0 r	0.0 r
Sub-Saharan Africa	603	0.9	0.2	0.2	0.2	0.2	0.2
Mali	678	0.1	0.0 r	0.0 r	0.0 r	0.0 r	0.0 r
Mauritius	684	0.1 e	0.0 e	0.0 e	0.0 e	0.0 e
Namibia	728	0.6 e	0.1 e	0.2 e	0.1 e	0.2 e	0.1 e
Senegal	722	0.1	0.0 r	0.0 r	0.0 r	0.0 r	0.0 r
Western Hemisphere	205	0.1	0.0	0.0	0.0	0.1	0.0
Brazil	223	0.1	0.0 r	0.0 r	0.0 r
Memorandum Items													
Africa	605	1.7	0.4	0.4	0.4	0.4	0.4	0.9	0.2	0.2	0.2	0.2	0.2
European Union	998	1.5	0.6	0.4	0.4	0.5	0.2
Export earnings: nonfuel	092	11.1	3.2	1.9	1.6	3.2	4.5	73.7	24.0	17.9	20.6	12.8	22.4

Korea, Democratic People's Rep. of (954)

In Millions of U.S. Dollars

		Exports (FOB)						Imports (CIF)					
		2016	2015Q4	2016Q1	2016Q2	2016Q3	2016Q4	2016	2015Q4	2016Q1	2016Q2	2016Q3	2016Q4
IFS World	
World	001	2,997.3	678.2	664.0	654.0	826.0	853.4	3,744.9	1,005.3	755.2	932.9	944.6	1,112.3
Advanced Economies	110	17.2	6.6	10.9	1.0	2.9	2.4	46.4	15.7	18.5	10.2	8.1	9.7
Euro Area	163	3.9	0.9	1.2	0.5	1.5	0.8	17.7	5.7	7.7	4.0	3.0	2.9
Austria	122	0.6 e	0.0 e	0.3 e	0.2 e	0.0 e	2.2 e	0.2 e	2.2 e	0.0 e	0.0 e
Belgium	124	0.0 e	0.0 e	0.0 e	0.0 e	0.0 e	1.0 e	0.1 e	0.8 e	0.0 e	0.2 e
Cyprus	423	0.0 e	0.0 e	0.0 e	0.0 e	0.0 e	0.0 e	0.5 e	0.8 e	0.0 e	0.1 e	0.3 e	0.1 e
France	132	0.3 e	0.1 e	0.1 e	0.1 e	0.0 e	0.1 e	2.3 e	0.2 e	1.1 e	0.3 e	0.2 e	0.8 e
Germany	134	1.2 e	0.3 e	0.5 e	0.3 e	0.4 e	0.0 e	6.7 e	2.5 e	1.0 e	2.8 e	1.7 e	1.3 e
Greece	174	0.2 e	0.1 e	0.0 e	0.2 e
Italy	136	0.2 e	0.1 e	0.1 e	0.0 e	0.0 e	0.0 e	1.3 e	1.0 e	0.3 e	0.3 e	0.6 e	0.1 e
Netherlands	138	0.9 e	0.3 e	0.2 e	0.1 e	0.2 e	0.5 e	2.5 e	0.8 e	2.3 e	0.1 e	0.0 e	0.1 e
Slovenia	961	0.4 e	0.0 e	0.0 e	0.2 e	0.1 e	0.0 e	0.0 e
Spain	184	0.3 e	0.1 e	0.0 e	0.0 e	0.3 e	0.0 e	0.8 e	0.1 e	0.0 e	0.4 e	0.0 e	0.4 e
Canada	156	0.1 e	0.1 e	0.0 e	0.0 e	0.0 e	0.0 e	0.0 e	0.0 e
China,P.R.: Hong Kong	532	0.8 e	0.3 e	0.1 e	0.2 e	0.1 e	0.5 e	6.7 e	1.3 e	1.4 e	1.8 e	0.9 e	2.5 e
Denmark	128	0.1 e	0.0 e	0.0 e	0.0 e	0.0 e	0.0 e	3.2 e	0.1 e	0.1 e	0.0 e	2.0 e	1.1 e
Singapore	576	0.1 e	0.1 e	0.0 e	0.1 e	13.6 e	7.5 e	8.8 e	4.0 e	0.6 e	0.1 e
Sweden	144	0.2 e	0.1 e	0.0 e	0.1 e	0.1 e	0.0 e	0.1 e	0.0 e	0.0 e	0.0 e	0.0 e	0.0 e
Switzerland	146	0.0 e	0.0 e	4.3 e	0.6 e	0.1 e	0.0 e	1.5 e	2.7 e
Taiwan Prov.of China	528	11.5 e	5.0 e	9.1 e	0.3 e	1.2 e	0.9 e	0.6 e	0.0 e	0.3 e	0.1 e	0.1 e	0.1 e
United Kingdom	112	0.5 e	0.0 e	0.5 e	0.0 e	0.0 e	0.0 e	0.1 e	0.1 e	0.1 e	0.0 e	0.0 e
United States	111	0.1 e	0.3 e	0.0 e	0.0 e	0.0 e	0.1 e
Emerg. & Dev. Economies	200	2,977.3	670.8	652.4	652.2	822.4	850.3	3,698.5	989.7	736.7	922.7	936.4	1,102.7
Emerg. & Dev. Asia	505	2,715.7	580.1	587.1	588.9	757.7	782.1	3,559.5	950.1	704.2	890.5	903.5	1,061.3
Bangladesh	513	5.2 e	1.3 e	1.2 e	1.3 e	1.3 e	1.4 e	5.9 e	1.6 e	1.4 e	1.4 e	1.7 e	1.4 e
Brunei Darussalam	516	0.4 e	0.3 e	0.1 e	0.1 e	0.1 e	0.2 e	0.1 e	0.0 e	0.0 e	0.0 e	0.0 e	0.0 e
Cambodia	522	1.0 e	0.2 e	0.2 e	0.3 e	0.2 e	0.3 e	0.9 e	0.2 e	0.2 e	0.2 e	0.3 e	0.2 e
China,P.R.: Mainland	924	2,553.8 e	549.2 e	553.9 e	532.3 e	715.1 e	752.5 e	3,388.6 e	889.1 e	645.5 e	844.7 e	865.9 e	1,032.5 e
Fiji	819	6.8 e	2.2 e	1.4 e	1.8 e	1.8 e	1.9 e
F.T. French Polynesia	887	0.1 e	0.0 e	0.0 e	0.0 e	0.0 e	0.0 e
F.T. New Caledonia	839	0.2 e	0.0 e	0.0 e	0.0 e	0.0 e	0.1 e	0.0 e	0.0 e	0.0 e	0.0 e	0.0 e	0.0 e
India	534	82.7 e	16.6 e	10.8 e	35.0 e	24.9 e	12.0 e	57.4 e	21.0 e	19.5 e	15.0 e	11.0 e	11.9 e
Indonesia	536	1.3 e	0.5 e	0.4 e	0.3 e	0.3 e	0.3 e	5.9 e	0.6 e	5.5 e	0.1 e	0.1 e	0.1 e
Malaysia	548	1.9 e	0.3 e	0.0 e	1.7 e	0.1 e	0.1 e	2.7 e	1.0 e	0.4 e	0.7 e	0.8 e	0.8 e
Mongolia	948	0.6 e	0.2 e	0.1 e	0.2 e	0.2 e	0.2 e	0.7 e	0.2 e	0.2 e	0.2 e	0.2 e	0.2 e
Papua New Guinea	853	6.6 e	1.9 e	1.7 e	1.5 e	1.6 e	1.8 e
Philippines	566	48.9 e	6.7 e	15.5 e	12.7 e	10.6 e	10.0 e	36.9 e	15.1 e	9.7 e	9.2 e	9.3 e	8.7 e
Samoa	862	0.8 e	0.2 e	0.2 e	0.2 e	0.2 e	0.2 e	0.0 e	0.0 e	0.0 e	0.0 e	0.0 e	0.0 e
Solomon Islands	813	0.3 e	0.1 e	0.1 e	0.1 e	0.1 e	0.1 e
Sri Lanka	524	9.2 e	1.2 e	2.0 e	2.1 e	2.4 e	2.7 e	3.8 e	0.6 e	0.9 e	0.1 e	1.1 e	1.6 e
Thailand	578	2.8 e	1.2 e	1.2 e	0.9 e	0.5 e	0.3 e	49.6 e	18.9 e	19.0 e	17.2 e	11.5 e	1.9 e
Tonga	866	0.1 e	0.0 e	0.0 e	0.0 e	0.0 e	0.0 e	0.1 e	0.0 e	0.0 e	0.0 e	0.0 e	0.0 e
Europe	170	21.0	18.7	7.1	3.1	6.2	4.6	76.0	24.7	14.7	18.4	16.7	26.1
Emerg. & Dev. Europe	903	7.7	14.1	2.6	0.9	3.4	0.8	1.4	2.6	0.2	0.6	0.3	0.4
Bosnia and Herzegovina	963	0.1 e	0.1 e	0.0 e	0.0 e	0.0 e	0.0 e
Bulgaria	918	0.0 e	0.0 e	0.6 e	0.7 e	0.1 e	0.1 e	0.2 e	0.2 e
Croatia	960	0.7 e	0.8 e	0.6 e	0.2 e	0.0 e	0.0 e
Faroe Islands	816	0.1 e	0.0 e	0.0 e	0.0 e	0.0 e	0.0 e
Macedonia, FYR	962	0.1 e	0.1 e	0.0 e	0.0 e	0.0 e	0.0 e	0.0 e	0.0 e	0.0 e	0.0 e	0.0 e	0.0 e
Montenegro	943	0.1 e	0.2 e	0.1 e	0.0 e	0.0 e	0.0 e
Poland	964	0.4 e	0.1 e	0.3 e	0.1 e	0.0 e	0.0 e	0.2 e	0.5 e	0.0 e	0.0 e	0.0 e	0.0 e
Serbia, Republic of	942	0.2 e	0.2 e	0.1 e	0.1 e	0.1 e	0.1 e
Turkey	186	5.9 e	12.5 e	1.6 e	0.5 e	3.2 e	0.7 e	0.7 e	1.5 e	0.5 e	0.1 e	0.1 e
CIS	901	13.3	4.6	4.4	2.3	2.8	3.8	74.5	22.1	14.6	17.8	16.4	25.8
Armenia	911	0.1 e	0.0 e	0.0 e	0.0 e	0.0 e	0.0 e
Belarus	913	0.2 e	0.1 e	0.1 e	0.0 e	0.0 e	0.1 e	0.4 e	0.0 e	0.3 e	0.1 e	0.0 e
Georgia	915	1.0 e
Kazakhstan	916	0.2 e	0.1 e	0.0 e	0.0 e	0.0 e	0.0 e	0.4 e
Kyrgyz Republic	917	0.0 e	0.0 e	0.0 e	0.0 e	0.0 e	0.0 e	0.1 e

Korea, Democratic People's Rep. of (954)

In Millions of U.S. Dollars

		Exports (FOB)						Imports (CIF)					
		2016	2015Q4	2016Q1	2016Q2	2016Q3	2016Q4	2016	2015Q4	2016Q1	2016Q2	2016Q3	2016Q4
Russian Federation	922	9.2 e	3.2 e	3.5 e	1.4 e	0.8 e	3.6 e	74.1 e	18.9 e	14.3 e	17.7 e	16.4 e	25.7 e
Ukraine	926	3.6 e	0.2 e	0.8 e	0.8 e	2.0 e	0.0 e	2.7 e
Mid East, N Africa, Pak	440	72.8	19.5	17.4	19.3	17.5	18.7	6.1	1.2	1.4	1.4	1.4	1.8
Bahrain, Kingdom of	419	0.2 e	0.1 e	0.1 e	0.1 e	0.1 e	0.1 e
Egypt	469	4.5 e	1.2 e	1.1 e	1.2 e	1.1 e	1.1 e	0.4 e	0.0 e	0.1 e	0.1 e	0.1 e	0.1 e
Kuwait	443	0.1 e	0.0 e	0.0 e	0.0 e	0.0 e	0.0 e
Lebanon	446	0.8 e	0.1 e	0.2 e	0.3 e	0.2 e	0.1 e	0.5 e	0.0 e	0.1 e	0.1 e	0.3 e
Mauritania	682	0.6 e	0.1 e	0.2 e	0.1 e	0.2 e	0.3 e	0.1 e	0.1 e	0.1 e	0.1 e
Morocco	686	0.6 e	0.3 e	0.2 e	0.2 e	0.2 e	0.2 e	1.2 e	0.1 e	0.3 e	0.3 e	0.2 e	0.3 e
Pakistan	564	45.9 e	11.6 e	10.2 e	12.0 e	11.3 e	12.4 e	0.0 e	0.0 e	0.0 e	0.0 e	0.0 e	0.0 e
Qatar	453	3.4 e	1.0 e	0.8 e	0.8 e	0.8 e	0.9 e
Saudi Arabia	456	18.8 e	6.1 e	5.2 e	5.1 e	4.2 e	4.4 e
Syrian Arab Republic	463	0.0 e	0.0 e	0.0 e	0.0 e	0.0 e	0.0 e	0.1 e	0.0 e	0.0 e	0.0 e	0.0 e	0.1 e
Tunisia	744	0.8 e	0.2 e	0.2 e	0.2 e	0.2 e	0.2 e	0.2 e	0.0 e	0.0 e	0.0 e	0.0 e	0.0 e
United Arab Emirates	466	0.1 e	0.0 e	0.0 e	0.0 e	0.0 e	0.0 e
Yemen, Republic of	474	0.2 e	0.0 e	0.0 e	0.1 e	0.0 e	0.0 e
Sub-Saharan Africa	603	95.8	29.8	21.6	23.9	24.8	25.6	13.9	3.5	3.1	3.2	3.2	4.3
Angola	614	27.3 e	8.9 e	5.8 e	6.4 e	7.2 e	7.9 e
Benin	638	0.1 e	2.7 e	0.0 e	0.0 e	0.0 e	0.0 e	0.0 e	0.7 e	0.0 e	0.0 e	0.0 e	0.0 e
Botswana	616	0.1 e	0.0 e	0.0 e	0.0 e	0.0 e	0.0 e
Burkina Faso	748	31.6 e	7.8 e	7.3 e	8.0 e	7.5 e	8.7 e	0.7 e	0.2 e	0.1 e	0.2 e	0.2 e	0.1 e
Cameroon	622	0.2 e	0.0 e	0.0 e	0.1 e	0.1 e	0.0 e	0.2 e	0.0 e	0.0 e	0.0 e	0.1 e	0.0 e
Central African Rep.	626	0.1 e	0.0 e	0.0 e	0.0 e	0.0 e	0.0 e
Côte d'Ivoire	662	0.4 e	0.2 e	0.1 e	0.1 e	0.1 e	0.1 e	0.5 e	0.1 e	0.1 e	0.1 e	0.1 e	0.1 e
Ethiopia	644	5.9 e	1.6 e	1.3 e	1.6 e	1.6 e	1.4 e	0.6 e	0.1 e	0.2 e	0.2 e	0.2 e	0.1 e
Gabon	646	1.4 e	0.6 e	0.3 e	0.3 e	0.4 e	0.3 e	0.1 e	0.0 e	0.0 e	0.0 e	0.0 e	0.0 e
Gambia, The	648	0.1 e	0.0 e	0.0 e	0.0 e	0.0 e	0.0 e
Ghana	652	0.2 e	0.1 e	0.0 e	0.1 e	0.0 e	0.0 e	0.5 e	0.1 e	0.1 e	0.1 e	0.1 e	0.1 e
Guinea	656	0.2 e	0.1 e	0.0 e	0.1 e	0.1 e	0.1 e	4.1 e	0.7 e	0.9 e	1.1 e	1.0 e	1.1 e
Guinea-Bissau	654	0.1 e	0.0 e	0.0 e	0.0 e	0.0 e	0.0 e	0.1 e	0.0 e	0.1 e	0.0 e	0.0 e	0.0 e
Kenya	664	0.2 e	0.0 e	0.0 e	0.0 e	0.0 e	0.0 e	0.0 e	0.0 e	0.0 e	0.0 e	0.0 e	0.0 e
Mali	678	6.3 e	1.5 e	1.5 e	1.5 e	1.4 e	1.9 e	0.0 e	0.0 e	0.0 e	0.0 e	0.0 e	0.0 e
Mozambique	688	7.6 e	2.4 e	1.5 e	1.9 e	1.9 e	2.3 e	0.2 e	0.1 e	0.1 e	0.1 e	0.1 e	0.1 e
Namibia	728	0.2 e	0.0 e	0.0 e	0.0 e	0.0 e	0.0 e
Niger	692	0.3 e	0.1 e	0.1 e	0.1 e	0.1 e	0.1 e	0.0 e	0.0 e	0.0 e	0.0 e	0.0 e	0.0 e
Rwanda	714	1.0 e	0.5 e	0.1 e	0.2 e	0.3 e	0.4 e	0.0 e	0.0 e	0.0 e	0.0 e	0.0 e	0.0 e
Senegal	722	0.3 e	0.1 e	0.0 e	0.1 e	0.1 e	0.1 e	0.5 e	0.6 e	0.1 e	0.1 e	0.1 e	0.1 e
Seychelles	718	1.7 e	0.5 e	0.4 e	0.4 e	0.4 e	0.5 e	0.0 e	0.0 e	0.0 e	0.0 e	0.0 e	0.0 e
Sierra Leone	724	0.1 e	0.1 e	0.0 e	0.0 e	0.0 e	0.0 e	0.1 e	0.0 e	0.0 e	0.0 e	0.0 e	0.0 e
South Africa	199	2.5 e	1.7 e	2.0 e	0.3 e	0.1 e	0.2 e	5.6 e	0.9 e	1.2 e	1.0 e	1.1 e	2.3 e
Tanzania	738	1.0 e	0.5 e	0.2 e	0.3 e	0.3 e	0.2 e	0.7 e	0.0 e	0.2 e	0.2 e	0.2 e	0.2 e
Togo	742	0.5 e	0.2 e	0.1 e	0.1 e	0.1 e	0.1 e
Uganda	746	0.3 e	0.0 e	0.0 e	0.1 e	0.1 e
Zambia	754	6.0 e	0.4 e	2.1 e	2.7 e	0.8 e
Zimbabwe	698	0.2 e	0.1 e	0.1 e	0.1 e	0.1 e	0.1 e	0.0 e
Western Hemisphere	205	72.0	22.6	19.3	17.0	16.4	19.4	43.1	10.0	13.2	9.2	11.5	9.1
Antigua and Barbuda	311	3.2 e	0.8 e	0.7 e	0.8 e	0.6 e	1.1 e	0.0 e	0.0 e	0.0 e	0.0 e	0.0 e	0.0 e
Bahamas, The	313	0.1 e	0.0 e	0.0 e	0.0 e	0.0 e	0.0 e	0.1 e	0.0 e	0.0 e	0.0 e	0.0 e	0.0 e
Barbados	316	1.1 e	0.0 e	0.3 e	0.3 e	0.3 e	0.3 e	0.0 e	0.0 e	0.0 e	0.0 e	0.0 e	0.0 e
Bolivia	218	0.2 e	0.4 e	0.0 e	0.0 e	0.1 e	0.1 e
Brazil	223	8.8 e	2.8 e	3.7 e	1.4 e	0.8 e	2.9 e	2.2 e	0.3 e	0.2 e	0.5 e	0.9 e	0.6 e
Chile	228	7.2 e	1.3 e	1.6 e	1.7 e	1.6 e	2.3 e	6.9 e	0.0 e	3.8 e	0.5 e	2.6 e	0.0 e
Colombia	233	1.6 e	0.6 e	0.4 e	0.4 e	0.4 e	0.4 e	0.1 e	0.0 e	0.0 e	0.0 e	0.0 e
Costa Rica	238	2.2 e	0.6 e	0.5 e	0.6 e	0.6 e	0.6 e	0.1 e	0.0 e	0.0 e	0.0 e	0.0 e	0.0 e
Dominican Republic	243	13.5 e	3.3 e	3.0 e	3.3 e	3.6 e	3.6 e	5.2 e	1.1 e	1.3 e	1.3 e	1.4 e	1.3 e
El Salvador	253	0.6 e	0.3 e	0.2 e	0.2 e	0.2 e	0.2 e	0.0 e	0.0 e	0.0 e	0.0 e	0.0 e
Guatemala	258	0.4 e	0.1 e	0.1 e	0.1 e	0.1 e	0.1 e	5.1 e	1.2 e	1.3 e	1.3 e	1.3 e	1.2 e
Guyana	336	5.3 e	1.9 e	1.6 e	1.3 e	1.2 e	1.2 e	0.1 e	0.0 e	0.0 e	0.0 e	0.0 e	0.0 e
Honduras	268	4.4 e	1.2 e	1.0 e	1.1 e	1.2 e	1.1 e	0.3 e
Nicaragua	278	0.3 e	0.1 e	0.1 e	0.1 e	0.1 e	0.1 e	0.0 e	0.0 e	0.0 e	0.0 e	0.0 e	0.0 e

Korea, Democratic People's Rep. of (954)

In Millions of U.S. Dollars

		Exports (FOB)						Imports (CIF)					
		2016	2015Q4	2016Q1	2016Q2	2016Q3	2016Q4	2016	2015Q4	2016Q1	2016Q2	2016Q3	2016Q4
Paraguay	288	1.1 e
Peru	293	0.5 e	0.1 e	0.1 e	0.1 e	0.1 e	0.1 e	0.1 e	0.4 e	0.0 e	0.0 e	0.0 e	0.0 e
St. Kitts and Nevis	361	0.2 e	0.0 e	0.0 e	0.0 e	0.0 e	0.0 e
St. Vincent & Grens.	364	0.1 e	0.0 e	0.0 e	0.0 e	0.0 e	0.0 e
Suriname	366	5.1 e	1.8 e	1.3 e	1.3 e	1.2 e	1.2 e	0.2 e	0.0 e	0.0 e	0.1 e	0.0 e	0.1 e
Trinidad and Tobago	369	1.8 e	0.5 e	0.5 e	0.4 e	0.5 e	0.4 e	22.8 e	6.6 e	6.5 e	5.4 e	5.2 e	5.7 e
Uruguay	298	0.2 e	0.1 e	0.0 e	0.1 e	0.1 e	0.1 e
Venezuela, Rep. Bol.	299	15.1 e	5.6 e	3.9 e	3.7 e	3.8 e	3.6 e	0.2 e	0.1 e	0.0 e	0.1 e	0.1 e	0.1 e
Other Countries n.i.e	910	2.8	0.8	0.7	0.7	0.7	0.7	0.1	0.0	0.0	0.0	0.0	0.0
Cuba	928	2.8 e	0.8 e	0.7 e	0.7 e	0.7 e	0.7 e	0.1 e	0.0 e	0.0 e	0.0 e	0.0 e	0.0 e
Memorandum Items													
Africa	605	97.9	30.2	22.1	24.5	25.2	26.1	15.5	3.7	3.6	3.6	3.5	4.7
Middle East	405	24.8	7.5	6.7	6.7	5.7	5.8	4.5	1.1	1.0	1.0	1.1	1.4
European Union	998	5.8	2.0	2.5	0.8	1.6	0.9	21.8	7.1	8.0	4.3	5.2	4.3
Export earnings: fuel	080	76.7	26.4	20.0	18.1	17.6	21.1	100.9	27.0	21.7	24.0	22.6	32.5
Export earnings: nonfuel	092	2,920.6	651.8	644.0	635.9	808.4	832.3	3,644.1	978.3	733.5	908.8	921.9	1,079.9

Korea, Republic of (542)

In Millions of U.S. Dollars

		Exports (FOB)						Imports (CIF)					
		2016	2015Q4	2016Q1	2016Q2	2016Q3	2016Q4	2016	2015Q4	2016Q1	2016Q2	2016Q3	2016Q4
IFS World		535,738.7	130,016.9	115,187.4	126,024.4	121,852.7	132,361.4	443,694.7	106,275.0	93,829.6	99,304.5	102,463.9	110,594.9
World	001	495,857.2	130,016.9	115,609.6	126,026.3	121,861.7	132,359.6	406,031.9	106,275.0	93,745.0	99,285.7	102,444.2	110,557.0
Advanced Economies	110	209,754.8	54,615.6	49,618.9	54,792.2	50,194.8	55,149.0	190,469.6	48,136.8	44,872.0	47,334.4	47,466.2	50,797.1
Euro Area	163	31,502.3	7,429.7	7,829.7	7,710.6	7,897.0	8,065.0	41,825.0	11,149.9	9,953.1	10,856.9	10,415.2	10,599.8
Austria	122	858.9	203.7	163.8	208.6	225.3	261.2	1,097.2	274.4	244.1	265.4	299.1	288.7
Belgium	124	2,315.9	495.0	745.6	521.2	483.4	565.7	1,067.4	275.2	251.3	277.6	279.6	259.0
Cyprus	423	639.3	7.0	5.9	6.5	300.3	326.5	58.0	0.6	19.9	27.1	10.2	0.8
Estonia	939	63.3	16.1	15.4	15.1	14.4	18.4	65.5	40.9	13.5	21.3	15.9	14.8
Finland	172	352.4	74.8	64.4	101.1	72.5	114.4	968.4	270.8	231.2	235.7	245.3	256.2
France	132	2,512.0	538.3	699.4	682.0	510.6	619.9	5,544.6	1,275.6	1,233.9	1,378.1	1,285.2	1,647.5
Germany	134	6,485.0	1,542.7	1,443.2	1,632.8	1,593.5	1,815.4	18,971.7	5,330.6	4,507.9	5,053.7	4,708.8	4,701.4
Greece	174	2,339.8	142.8	416.2	557.0	677.3	689.3	137.1	42.6	51.4	42.4	32.0	11.3
Ireland	178	565.1	95.4	91.1	136.8	139.7	197.6	1,196.8	268.8	244.0	288.6	395.3	269.0
Italy	136	3,115.0	827.8	802.6	792.0	743.3	777.1	5,575.2	1,511.7	1,401.8	1,371.1	1,346.9	1,455.4
Latvia	941	60.0	20.3	13.3	13.4	14.9	18.4	73.2	15.0	14.3	27.1	15.1	16.6
Lithuania	946	313.5	74.1	69.1	84.4	83.5	76.5	72.5	15.8	19.2	18.7	16.7	17.7
Luxembourg	137	10.6	2.7	2.2	3.1	2.4	2.9	84.7	15.9	20.5	19.8	21.5	22.9
Malta	181	881.9	618.6	591.9	130.1	151.5	8.5	82.2	102.4	27.7	11.7	24.5	18.4
Netherlands	138	3,740.2	909.0	882.3	974.4	1,037.7	845.8	4,237.2	1,048.9	1,046.3	1,083.1	1,149.4	958.3
Portugal	182	441.7	113.0	102.8	120.3	111.0	107.5	244.2	48.8	57.4	59.1	57.3	70.5
Slovak Republic	936	2,890.3	806.3	773.1	717.4	753.6	646.2	222.8	44.3	52.5	85.2	46.1	39.0
Slovenia	961	1,660.2	395.5	387.0	421.6	430.3	421.3	102.4	27.6	24.0	25.1	23.9	29.4
Spain	184	2,257.1	546.7	560.3	592.7	551.6	552.5	2,023.8	539.9	492.2	566.2	442.5	522.9
Australia	193	7,495.5	2,225.2	1,815.1	1,934.7	1,718.7	2,027.0	15,133.1	3,809.7	3,680.9	3,299.3	3,680.9	4,472.0
Canada	156	4,866.4	1,030.9	1,094.4	1,772.8	938.1	1,061.1	3,871.0	890.6	892.1	1,011.6	1,018.8	948.6
China,P.R.: Hong Kong	532	32,709.2	8,332.8	6,610.9	8,119.9	8,871.5	9,106.9	1,660.6	343.2	387.1	443.6	390.3	439.6
China,P.R.: Macao	546	34.7	9.4	8.8	10.2	7.7	8.0	3.6	0.5	1.4	1.0	0.8	0.5
Czech Republic	935	2,161.7	518.0	483.7	582.3	511.0	584.7	610.4	159.1	153.1	151.6	144.7	161.0
Denmark	128	342.1	93.7	89.3	84.0	83.6	85.1	705.7	234.0	171.3	196.9	172.9	164.7
Iceland	176	30.4	7.0	10.4	5.8	6.8	7.3	28.0	6.7	7.7	6.8	7.0	6.5
Israel	436	1,274.7	314.7	340.6	342.2	286.4	305.6	864.9	215.7	262.9	223.0	182.8	196.3
Japan	158	24,362.6	6,221.2	5,543.5	5,968.6	6,247.0	6,603.5	47,462.1	10,902.0	10,700.6	11,350.0	12,371.2	13,040.2
New Zealand	196	1,320.0	340.8	314.9	393.4	287.7	324.0	1,098.6	247.8	266.6	291.5	269.7	270.8
Norway	142	3,784.2	587.7	596.5	1,732.4	714.9	740.4	1,647.9	581.3	532.0	391.9	328.1	395.9
San Marino	135	0.1	0.1	0.2	0.2
Singapore	576	12,821.5	3,599.1	3,058.3	3,338.8	2,827.1	3,597.3	6,545.0	1,645.7	1,593.3	1,704.2	1,625.4	1,622.1
Sweden	144	820.8	208.5	206.6	174.3	211.8	228.2	1,586.1	401.7	334.4	373.5	404.1	474.1
Switzerland	146	590.5	137.2	144.4	168.4	125.2	152.5	2,378.6	602.8	518.1	613.1	596.9	650.6
Taiwan Prov.of China	528	12,156.6	2,955.8	2,589.0	2,881.9	3,060.4	3,625.3	16,399.4	4,239.4	3,926.8	3,936.2	4,326.5	4,209.8
United Kingdom	112	6,727.8	3,113.9	2,012.6	1,936.6	1,108.4	1,670.2	5,259.8	1,716.9	1,280.4	1,412.5	967.6	1,599.3
United States	111	66,753.9	17,490.1	16,870.3	17,635.2	15,291.5	16,956.9	43,389.4	10,989.8	10,210.2	11,070.7	10,563.4	11,545.1
Emerg. & Dev. Economies	200	286,017.8	75,367.0	65,972.8	71,216.0	71,643.4	77,185.7	215,192.1	58,066.1	48,716.6	51,880.0	54,930.8	59,664.7
Emerg. & Dev. Asia	505	208,471.1	55,057.1	47,930.8	51,907.8	52,019.6	56,613.0	129,680.0	34,442.9	30,629.9	31,183.1	32,513.6	35,353.4
American Samoa	859	12.3	3.1	1.2	4.7	5.0	1.4	3.9	0.2	0.2	0.4	3.2	0.1
Bangladesh	513	1,158.5	279.0	271.0	307.3	264.8	315.3	293.8	76.7	88.1	66.7	84.8	54.2
Bhutan	514	3.5	0.9	0.8	0.9	1.1	0.7	0.0	0.0	0.0	0.0	0.0	0.0
Brunei Darussalam	516	69.2	22.5	22.7	17.6	10.6	18.3	765.7	244.0	313.4	115.9	88.9	247.4
Cambodia	522	584.8	163.3	149.3	141.6	142.9	151.0	236.5	43.8	61.6	55.1	69.1	50.6
China,P.R.: Mainland	924	124,442.0	35,093.5	28,550.7	29,724.6	31,392.6	34,774.1	86,971.7	23,488.6	20,218.2	21,372.7	21,614.8	23,766.0
Fiji	819	180.9	94.8	47.8	33.4	53.2	46.5	2.9	0.6	0.8	0.5	0.7	1.0
F.T. French Polynesia	887	84.3	9.7	14.2	18.5	23.7	27.8	0.2	0.1	0.0	0.0	0.1	0.0
F.T. New Caledonia	839	86.5	50.8	22.7	17.7	24.1	22.0	251.7	60.3	33.9	72.6	50.4	94.8
Guam	829	59.8	13.6	14.4	12.3	27.9	5.2	0.7	0.3	0.1	0.1	0.4	0.1
India	534	11,373.8	3,135.1	3,032.4	2,781.1	2,700.1	2,860.2	4,242.3	1,024.2	1,005.5	926.3	1,130.8	1,179.7
Indonesia	536	6,569.4	1,692.3	1,516.7	1,821.8	1,608.3	1,622.6	8,203.4	2,074.2	2,105.0	1,896.7	2,076.1	2,125.6
Kiribati	826	8.8	2.3	1.4	1.6	3.7	2.1	1.3	1.8	0.9	0.0	0.2	0.1
Lao People's Dem.Rep	544	129.1	51.1	25.3	39.8	25.0	39.0	24.5	5.5	5.8	7.1	4.7	6.9
Malaysia	548	7,648.8	1,921.2	1,341.1	2,316.7	2,033.9	1,957.1	7,424.0	2,273.8	1,947.6	1,765.3	1,773.7	1,937.4
Maldives	556	9.8	1.8	2.0	2.7	2.1	3.0	0.4	0.1	0.3	0.0	0.0	0.0
Marshall Islands	867	994.5	994.5	0.0	0.0

Korea, Republic of (542)

In Millions of U.S. Dollars

		Exports (FOB)						Imports (CIF)					
		2016	2015Q4	2016Q1	2016Q2	2016Q3	2016Q4	2016	2015Q4	2016Q1	2016Q2	2016Q3	2016Q4
Micronesia	868	3.6	3.6	0.0	0.0
Mongolia	948	208.4	52.3	43.7	69.4	52.1	43.2	11.5	7.1	2.5	1.5	3.6	4.0
Myanmar	518	857.1	159.7	209.7	138.3	127.4	381.6	463.9	137.8	127.3	64.3	144.3	128.0
Nauru	836	0.2	0.1	0.1	0.0	0.1	0.0	4.1	0.1	3.3	0.7	0.0	0.0
Nepal	558	24.4	4.2	5.3	5.8	7.7	5.6	1.9	0.6	0.4	0.4	0.5	0.7
Palau	565	8.1	0.8	1.1	3.2	2.8	1.0	0.0	0.0	0.0	0.0	0.0
Papua New Guinea	853	86.4	9.6	13.5	38.0	24.7	10.1	114.9	91.3	18.7	35.7	33.2	27.3
Philippines	566	7,314.0	1,894.9	1,663.1	1,772.5	1,829.1	2,049.3	3,354.1	830.6	721.8	767.4	729.9	1,135.0
Samoa	862	29.5	6.9	7.0	7.8	8.7	6.0	0.8	0.1	0.1	0.2	0.3	0.1
Solomon Islands	813	20.3	4.8	4.8	5.5	5.9	4.1	13.3	2.3	4.7	2.4	3.8	2.4
Sri Lanka	524	273.1	71.3	66.3	62.6	68.7	75.5	86.7	19.2	26.2	19.8	22.9	17.8
Thailand	578	6,492.9	1,482.1	1,449.6	1,579.8	1,771.1	1,692.5	4,524.5	1,151.7	1,078.9	1,114.1	1,171.2	1,160.3
Timor-Leste	537	7.6	2.9	2.8	1.6	1.4	1.8	0.8	0.3	0.0	0.7	0.0	0.1
Tonga	866	1.2	0.2	0.2	0.3	0.1	0.6	2.5	1.4	0.1	0.0	0.1	2.3
Tuvalu	869	0.2	0.1	0.0	0.0	0.1	0.0	0.0	0.0	0.0
Vanuatu	846	4.3	0.7	0.7	1.5	1.1	0.9	7.4	2.0	1.7	3.8	0.8	1.1
Vietnam	582	32,704.2	6,789.1	7,087.3	8,086.6	8,365.4	9,164.9	12,534.2	2,898.2	2,784.7	2,849.4	3,502.5	3,397.6
Asia n.s.	598	7,019.6	2,042.5	2,361.7	2,892.4	1,434.2	331.3	136.4	6.1	77.9	43.4	2.4	12.7
Europe	170	17,374.5	4,578.0	4,086.1	4,509.1	4,365.3	4,414.0	12,148.6	3,889.7	2,542.3	2,919.3	3,134.6	3,552.5
Emerg. & Dev. Europe	903	10,348.7	2,896.3	2,598.8	2,745.0	2,535.1	2,469.7	2,682.7	724.3	637.5	736.9	666.7	641.5
Albania	914	20.6	4.6	3.8	10.7	2.3	3.8	5.4	0.4	0.5	0.4	3.3	1.3
Bosnia and Herzegovina	963	4.3	1.9	0.8	1.0	1.4	1.1	13.2	3.8	2.2	2.2	4.4	4.3
Bulgaria	918	132.2	33.1	32.3	38.3	31.8	29.8	105.6	18.3	21.7	29.3	28.6	26.1
Croatia	960	303.6	137.8	46.0	42.4	100.6	114.7	14.4	1.9	4.4	3.3	2.5	4.2
Faroe Islands	816	0.0	0.1	0.0	0.0	0.0	0.0	1.0	0.1	0.1	0.0	0.8	0.0
Gibraltar	823	2.0	0.6	0.2	0.5	0.7	0.6	0.0	13.9	0.0	0.0	0.0	0.0
Hungary	944	955.3	234.6	202.1	278.7	230.3	244.2	654.9	191.2	163.1	186.0	140.2	165.7
Macedonia, FYR	962	13.3	10.3	2.0	4.2	4.8	2.4	3.3	0.7	0.4	1.2	1.2	0.5
Montenegro	943	1.6	0.6	0.7	0.3	0.4	0.2	0.0	0.1	0.0	0.0	0.0	0.0
Poland	964	2,913.7	772.9	711.4	701.0	738.0	763.3	539.8	146.3	148.0	145.4	118.0	128.4
Romania	968	560.4	139.9	133.3	159.1	145.9	122.1	554.2	139.2	133.8	146.5	145.8	128.1
Serbia, Republic of	942	94.3	20.7	24.1	22.0	23.1	25.0	43.0	8.2	2.0	4.9	26.7	9.4
Turkey	186	5,347.4	1,539.3	1,442.1	1,486.8	1,255.8	1,162.7	747.9	200.3	161.3	217.8	195.3	173.4
CIS	901	7,024.9	1,680.9	1,486.5	1,764.1	1,830.2	1,944.2	9,462.5	3,165.4	1,904.7	2,180.9	2,465.8	2,910.9
Armenia	911	6.0	2.0	1.5	2.0	1.3	1.3	3.8	1.4	0.5	0.4	2.0	0.9
Azerbaijan, Rep. of	912	122.0	29.3	29.7	35.4	22.5	34.4	0.5	0.2	0.0	0.0	0.0	0.4
Belarus	913	25.1	6.2	5.6	5.4	6.8	7.3	34.9	10.5	11.3	10.6	9.7	3.3
Georgia	915	97.1	21.4	21.3	15.6	28.7	31.5	24.0	2.8	3.1	5.5	6.6	8.8
Kazakhstan	916	362.9	82.6	56.0	68.7	128.0	110.3	248.1	26.1	26.0	34.8	118.6	68.7
Kyrgyz Republic	917	63.2	14.0	11.6	14.9	17.3	19.5	0.5	0.2	0.1	0.1	0.2	0.1
Moldova	921	7.8	1.1	1.8	1.9	1.6	2.5	9.6	2.4	2.9	1.2	2.9	2.6
Russian Federation	922	4,764.8	1,141.6	983.2	1,251.1	1,244.7	1,285.9	8,643.4	2,983.9	1,737.3	2,038.9	2,223.6	2,643.6
Tajikistan	923	18.3	4.9	3.5	4.2	4.9	5.8	8.8	0.0	0.0	0.0	0.0	8.8
Turkmenistan	925	369.9	55.0	118.0	125.7	82.0	44.2	0.1	0.0	0.1	0.0	0.0	0.0
Ukraine	926	219.9	52.0	51.8	54.6	52.8	60.7	465.7	133.2	119.2	83.6	98.4	164.6
Uzbekistan	927	967.8	270.9	202.7	184.7	239.7	340.7	23.0	4.7	4.2	5.8	3.8	9.2
Europe n.s.	884	1.0	0.8	0.7	0.1	0.0	0.1	3.5	0.0	0.1	1.4	2.0	0.1
Mid East, N Africa, Pak	440	25,957.8	7,196.6	6,264.5	6,379.6	5,689.2	7,624.5	53,965.5	14,440.3	10,804.9	12,698.2	14,352.4	16,110.1
Afghanistan, I.R. of	512	47.5	4.8	7.3	13.8	11.7	14.6	0.0	0.0	0.0	0.0	0.0	0.0
Algeria	612	1,208.8	246.3	208.1	165.6	199.9	635.2	213.1	160.6	98.2	20.1	37.7	57.1
Bahrain, Kingdom of	419	173.9	46.1	38.9	44.3	34.2	56.5	264.5	125.6	90.9	69.3	34.3	70.1
Djibouti	611	78.4	10.5	20.4	16.5	25.7	15.8	0.6	0.1	0.1	0.3	0.1	0.1
Egypt	469	1,758.0	477.1	451.7	454.1	448.1	404.1	61.3	32.6	22.3	11.6	12.1	15.4
Iran, I.R. of	429	3,622.1	780.3	657.6	869.8	1,041.2	1,053.4	4,779.6	381.9	650.0	1,015.9	1,351.8	1,761.9
Iraq	433	1,434.0	385.9	410.2	291.1	273.7	459.1	4,982.1	1,569.5	967.5	1,325.0	1,286.5	1,403.2
Jordan	439	636.8	198.3	150.6	147.5	133.8	204.8	53.2	14.7	16.0	10.8	10.4	16.0
Kuwait	443	1,284.1	289.6	234.4	386.5	387.4	275.9	7,414.6	2,029.9	1,293.1	1,869.3	2,080.0	2,172.2
Lebanon	446	189.5	71.6	44.4	50.0	43.7	51.4	18.9	4.8	3.3	5.3	4.9	5.4
Libya	672	718.6	127.7	510.2	76.2	58.2	73.9	296.6	4.1	97.6	61.9	106.2	30.9
Mauritania	682	6.3	1.5	1.6	1.5	1.4	1.7	35.4	11.9	9.6	7.3	7.2	11.2

Korea, Republic of (542)

In Millions of U.S. Dollars

		Exports (FOB)						Imports (CIF)					
		2016	2015Q4	2016Q1	2016Q2	2016Q3	2016Q4	2016	2015Q4	2016Q1	2016Q2	2016Q3	2016Q4
Morocco	686	533.5	86.5	111.6	167.6	145.4	109.0	161.2	33.7	44.3	41.3	38.9	36.7
Oman	449	590.5	210.2	115.7	166.8	115.9	192.1	2,349.4	641.0	778.1	561.5	496.8	513.1
Pakistan	564	827.5	207.5	198.2	211.1	197.7	220.6	292.6	64.6	58.5	75.7	75.2	83.1
Qatar	453	535.7	136.5	117.1	139.1	130.2	149.2	10,035.5	3,392.6	2,391.5	2,264.7	2,386.5	2,992.8
Saudi Arabia	456	5,643.9	2,256.3	1,486.3	1,525.9	1,241.4	1,390.3	15,700.6	3,968.9	2,759.2	3,904.3	4,445.7	4,591.4
Somalia	726	9.1	1.8	2.6	3.0	1.3	2.1	1.7	4.4	0.5	0.1	0.7	0.5
Sudan	732	150.0	31.0	38.2	32.7	35.8	43.2	11.7	3.4	3.3	3.2	3.2	2.1
Syrian Arab Republic	463	196.6	62.1	37.0	45.5	36.1	77.9	6.1	0.0	1.6	2.5	0.9	1.3
Tunisia	744	148.5	59.1	30.4	44.5	37.2	36.3	54.1	8.4	19.6	15.7	10.9	7.9
United Arab Emirates	466	6,019.4	1,474.2	1,337.2	1,500.4	1,062.7	2,119.1	7,217.2	1,986.1	1,496.8	1,428.9	1,959.2	2,332.3
West Bank and Gaza	487	14.8	14.8	0.9	0.1	0.3	0.5
Yemen, Republic of	474	130.5	31.6	54.7	25.8	26.4	23.6	14.5	1.5	2.9	3.5	2.8	5.2
Sub-Saharan Africa	603	8,844.4	1,639.0	1,448.7	2,130.1	3,164.8	2,100.8	4,495.2	1,247.9	1,118.4	1,174.2	1,150.9	1,051.8
Angola	614	426.3	28.7	118.1	121.0	169.0	18.2	185.6	47.5	2.1	138.3	21.8	23.4
Benin	638	27.8	7.7	5.7	6.4	7.9	7.7	22.6	1.7	1.0	2.3	16.0	3.3
Botswana	616	37.0	5.0	2.2	13.0	12.2	9.6	0.7	0.1	0.1	0.2	0.2	0.2
Burkina Faso	748	22.4	4.5	4.6	6.7	7.0	4.1	3.0	1.5	0.1	0.6	0.8	1.5
Burundi	618	1.1	0.1	0.0	0.4	0.7	0.0	0.3	0.0	0.1	0.2	0.0	0.0
Cabo Verde	624	1.2	0.6	0.6	0.3	0.1	0.2	0.0	0.0	0.0	0.0	0.0
Cameroon	622	23.8	6.9	7.4	7.6	4.7	4.1	3.6	40.8	0.7	0.5	0.7	1.7
Central African Rep.	626	0.6	0.0	0.1	0.2	0.2	0.1	1.4	0.2	0.5	0.6	0.1	0.2
Chad	628	1.1	0.3	0.3	0.3	0.2	0.3	19.8	19.8
Comoros	632	0.0	0.0	0.0	0.0	2.5	0.1	0.6	0.1	0.1	1.8
Congo, Dem. Rep. of	636	24.7	6.4	6.1	7.7	3.1	7.7	514.3	57.1	105.7	127.2	109.1	172.3
Congo, Republic of	634	1,231.7	482.2	5.3	6.2	1,166.4	53.8	44.0	3.4	37.6	1.4	2.7	2.3
Côte d'Ivoire	662	76.3	29.9	23.5	21.6	15.2	16.0	15.2	2.4	3.8	2.3	4.2	4.9
Equatorial Guinea	642	10.4	3.5	2.6	6.5	0.9	0.4	617.3	240.4	189.6	190.3	147.9	89.6
Eritrea	643	1.5	0.2	0.3	0.4	0.1	0.7	15.2	0.0	15.2
Ethiopia	644	97.5	21.5	27.3	26.7	24.5	19.0	54.4	11.7	5.6	15.0	18.1	15.7
Gabon	646	13.7	7.5	5.0	4.0	2.1	2.7	296.9	36.4	78.4	106.3	77.2	34.9
Gambia, The	648	9.5	0.7	0.3	0.6	0.8	7.8	1.8	0.0	0.3	0.5	0.5	0.6
Ghana	652	220.7	55.5	49.7	61.2	48.4	61.5	34.3	8.4	4.6	7.4	10.2	12.1
Guinea	656	101.7	4.3	7.0	5.0	48.8	41.0	62.8	5.0	38.3	10.0	6.8	7.8
Guinea-Bissau	654	0.3	0.1	0.0	0.0	0.3	1.2	0.5	0.4	0.2	0.1
Kenya	664	157.3	91.1	38.7	39.1	42.7	36.7	104.1	6.6	5.9	8.3	84.1	5.8
Lesotho	666	0.0	0.0	0.0	0.0	0.0	0.1	0.0	0.0	0.0	0.0	0.0
Liberia	668	3,852.3	259.8	661.7	1,117.1	905.1	1,168.4	0.8	14.2	0.2	0.2	0.2	0.2
Madagascar	674	30.9	6.0	5.6	7.1	8.6	9.6	67.3	15.7	16.2	19.4	14.4	17.3
Malawi	676	12.8	2.5	2.5	2.7	3.7	3.9	26.5	0.5	18.0	6.1	1.1	1.3
Mali	678	18.9	4.4	1.7	9.6	2.7	4.8	0.0	0.0	0.0	0.0	0.0	0.0
Mauritius	684	29.9	6.9	6.3	7.9	6.6	9.1	6.0	1.1	1.4	1.0	1.7	1.9
Mozambique	688	42.2	18.7	7.4	11.1	8.4	15.3	25.3	8.4	8.1	0.5	7.6	9.1
Namibia	728	2.5	1.4	0.5	0.8	0.4	0.8	31.7	33.3	19.1	0.7	11.2	0.8
Niger	692	1.5	0.3	0.1	1.3	0.0	0.2	93.3	0.0	89.4	0.5	3.4	0.0
Nigeria	694	458.2	168.6	94.8	142.7	136.4	84.2	497.6	246.3	165.7	129.7	82.5	119.7
Rwanda	714	17.7	3.9	6.7	6.8	3.2	1.0	1.4	0.2	0.5	0.6	0.2	0.1
São Tomé & Príncipe	716	0.3	0.2	0.1	0.0	0.1	0.1	0.1	0.0	0.0	0.1	0.0
Senegal	722	253.2	17.1	47.7	81.8	102.9	20.9	77.7	12.3	6.7	22.8	36.4	11.8
Seychelles	718	18.2	3.5	3.7	4.4	3.9	6.2	4.7	1.9	0.4	1.1	0.7	2.6
Sierra Leone	724	5.6	0.8	0.7	1.0	0.3	3.6	14.8	3.2	6.1	3.7	2.5	2.5
South Africa	199	986.8	290.8	201.2	252.0	229.4	304.2	1,272.2	355.8	257.3	305.4	323.0	386.4
South Sudan, Rep. of	733	0.2	0.3	0.0	0.1	0.0	0.0	0.0	0.0
Swaziland	734	6.1	0.8	2.3	1.1	1.9	0.8	4.6	1.0	0.7	0.7	3.1	0.1
Tanzania	738	137.6	39.5	41.1	36.1	35.9	24.4	36.7	2.2	12.3	15.5	6.9	2.0
Togo	742	355.3	5.1	30.0	79.9	119.4	126.0	48.8	14.2	12.7	14.4	10.3	11.4
Uganda	746	18.4	11.7	3.3	3.3	7.9	4.0	7.2	2.7	2.2	1.3	2.2	1.5
Zambia	754	17.1	8.2	3.4	3.4	5.0	5.3	273.1	70.9	25.6	37.0	121.5	89.0
Zimbabwe	698	18.3	4.4	4.0	5.0	4.5	4.6	3.2	0.7	0.3	1.1	1.3	0.5
Africa n.s.	799	73.9	27.2	19.2	19.8	23.5	11.4	0.9	0.1	0.2	0.5	0.2	0.0

Korea, Republic of (542)

In Millions of U.S. Dollars

		Exports (FOB)						Imports (CIF)					
		2016	2015Q4	2016Q1	2016Q2	2016Q3	2016Q4	2016	2015Q4	2016Q1	2016Q2	2016Q3	2016Q4
Western Hemisphere	205	25,370.0	6,896.3	6,242.8	6,289.4	6,404.5	6,433.4	14,902.8	4,045.3	3,621.2	3,905.3	3,779.4	3,596.9
Antigua and Barbuda	311	6.6	1.5	1.8	1.4	1.1	2.2	0.1	0.5	0.1	0.0	0.0
Argentina	213	816.1	235.4	288.3	186.2	159.4	182.2	845.4	192.1	165.5	323.3	228.5	128.1
Aruba	314	16.9	6.4	5.8	4.4	2.9	3.7	0.0	0.0	0.0	0.0	0.0
Bahamas, The	313	1,173.1	287.3	461.1	391.2	194.8	126.0	0.0	0.0	0.0	0.0	0.0	0.0
Barbados	316	11.7	3.1	3.2	2.6	2.5	3.6	0.6	0.1	0.1	0.1	0.3	0.1
Belize	339	7.9	1.8	1.6	1.0	2.0	3.3	0.6	0.2	0.1	0.0	0.0	0.5
Bermuda	319	1,487.9	677.4	651.6	433.7	201.3	201.4	0.0	0.0	0.0	0.0	0.0
Bolivia	218	68.7	19.4	16.7	14.6	14.7	22.6	372.7	98.2	59.3	123.1	100.9	89.4
Brazil	223	4,491.4	867.6	986.2	1,163.4	1,170.3	1,171.5	3,405.7	1,269.3	957.7	897.0	760.8	790.1
Chile	228	1,594.8	399.0	332.3	386.4	368.7	507.4	3,811.4	959.8	921.9	1,004.1	937.3	948.0
Colombia	233	854.4	287.8	220.1	223.0	211.5	199.8	388.8	60.5	45.9	71.2	118.5	153.2
Costa Rica	238	212.9	52.5	49.0	64.7	42.7	56.5	139.6	33.1	27.9	34.9	39.9	36.9
Curacao	354	0.1	0.1	0.1	0.1
Dominica	321	8.0	1.1	2.5	2.8	1.7	0.9	0.0	0.0	0.0	0.0	0.0
Dominican Republic	243	316.4	78.8	69.0	76.6	71.3	99.5	82.6	16.3	17.2	18.1	27.2	20.1
Ecuador	248	428.3	136.4	82.7	96.2	127.0	122.3	96.8	15.0	17.4	21.8	30.2	27.5
El Salvador	253	128.8	26.3	30.0	30.9	30.4	37.4	13.3	3.0	2.2	3.0	3.9	4.2
Falkland Islands	323	0.0	0.0	0.0	0.0	1.5	0.0	0.2	0.4	0.9
Greenland	326	0.0	0.0	0.0	0.0	0.0	0.0	1.9	0.5	0.7	0.4	0.3	0.5
Grenada	328	2.5	0.8	0.9	0.7	0.3	0.6	0.0	0.0	0.0	0.0
Guatemala	258	293.5	99.7	64.0	63.2	98.0	68.3	137.1	33.2	23.0	28.8	47.3	38.0
Guyana	336	24.0	3.4	3.3	6.5	6.2	7.9	1.0	0.3	0.4	0.1	0.2	0.3
Haiti	263	51.3	10.2	11.5	11.4	13.6	14.8	2.2	2.0	0.7	0.7	0.6	0.2
Honduras	268	116.6	28.5	27.1	34.4	27.0	28.1	48.7	10.5	13.2	21.1	8.5	5.8
Jamaica	343	21.4	4.5	6.6	5.3	4.6	4.9	3.4	1.6	0.6	0.8	0.9	1.1
Mexico	273	9,648.0	2,052.7	2,143.4	2,281.3	2,709.9	2,513.4	3,507.9	901.7	787.7	925.7	880.6	913.9
Netherlands Antilles	353	20.8	2.8	5.4	4.3	7.8	3.4	0.1	0.1	0.1	0.0	0.0	0.0
Nicaragua	278	127.6	40.7	37.3	32.5	31.4	26.5	12.6	3.0	2.4	2.7	3.8	3.8
Panama	283	1,488.3	564.1	390.0	266.8	294.4	537.0	335.1	63.4	90.0	126.9	107.0	11.3
Paraguay	288	120.4	49.7	28.4	27.7	27.7	36.6	103.8	12.1	32.0	3.5	55.5	12.8
Peru	293	1,192.4	274.0	221.0	320.8	304.4	346.2	1,323.0	302.6	374.7	253.0	365.1	330.2
St. Kitts and Nevis	361	14.6	1.2	5.0	0.8	0.7	8.2	0.0	0.0	0.0	0.0	0.0	0.0
St. Lucia	362	3.4	0.8	0.7	1.2	0.7	0.8	0.1	0.0	0.1	0.0	0.0
St. Vincent & Grens.	364	1.4	0.2	0.2	0.3	0.3	0.6	0.4	0.2	0.2
Suriname	366	5.6	1.6	1.5	1.2	1.1	1.8	2.8	0.7	0.9	1.0	0.6	0.4
Trinidad and Tobago	369	96.4	30.4	24.4	21.7	22.8	27.5	149.8	42.9	53.1	19.5	35.2	41.9
Uruguay	298	99.2	35.3	20.6	33.4	21.2	24.0	88.3	19.6	20.8	18.0	21.2	28.3
Venezuela, Rep. Bol.	299	326.3	75.7	47.6	88.3	150.3	40.1	24.6	3.2	5.2	6.0	4.6	8.9
Western Hem. n.s.	399	92.3	538.2	2.2	8.1	79.7	2.2	0.5	0.1	0.1	0.2	0.1	0.2
Other Countries n.i.e	910	46.9	20.5	12.3	9.9	7.1	17.6	5.7	2.1	3.2	1.0	0.6	0.9
Cuba	928	46.9	20.5	12.3	9.9	7.1	17.6	5.7	2.1	3.2	1.0	0.6	0.9
Special Categories	899	3.7	0.5	0.3	1.9	1.4	0.0
Countries & Areas n.s.	898	34.0	13.3	5.3	6.4	15.0	7.3	364.5	70.0	153.1	70.4	46.6	94.4
Memorandum Items													
Africa	605	10,978.8	2,075.6	1,861.5	2,561.6	3,611.6	2,944.2	4,973.0	1,470.4	1,294.0	1,262.1	1,249.6	1,167.3
Middle East	405	22,948.3	6,547.5	5,646.1	5,723.2	5,033.0	6,546.0	53,195.2	14,153.2	10,570.7	12,534.5	14,178.5	15,911.5
European Union	998	46,419.9	12,682.0	11,746.9	11,707.4	11,058.5	11,907.2	51,856.0	14,158.6	12,363.2	13,501.8	12,539.6	13,451.4
Export earnings: fuel	080	30,973.3	8,559.4	7,000.4	7,416.4	8,061.5	8,495.0	65,620.2	18,309.9	13,357.1	15,522.2	17,259.8	19,481.1
Export earnings: nonfuel	092	464,883.9	121,457.6	108,609.2	118,609.8	113,800.3	123,864.6	340,411.7	87,965.0	80,387.9	83,763.5	85,184.4	91,075.9

Kosovo, Republic of (967)

In Millions of U.S. Dollars

		Exports (FOB)						Imports (CIF)					
		2016	2015Q4	2016Q1	2016Q2	2016Q3	2016Q4	2016	2015Q4	2016Q1	2016Q2	2016Q3	2016Q4
IFS World	
World	001	176.0	48.7	40.2	47.1	43.9	44.7	2,300.8	559.6	510.6	608.2	583.1	598.9
Advanced Economies	110	71.5	20.5	17.4	19.6	17.0	17.4	751.3	178.7	160.5	206.1	191.2	193.5
Euro Area	163	53.1	15.5	13.0	13.6	11.8	14.7	672.9	159.0	143.6	180.8	173.2	175.3
Austria	122	7.7 e	1.8 e	1.4 e	2.1 e	1.5 e	2.7 e	54.7 e	12.6 e	11.4 e	16.7 e	13.6 e	13.1 e
Belgium	124	1.0 e	3.7 e	0.5 e	0.2 e	0.1 e	0.1 e	11.1 e	3.8 e	2.2 e	2.3 e	2.8 e	3.9 e
Cyprus	423	0.7 e	0.3 e	0.0 e	0.2 e	0.3 e	0.2 e
Estonia	939	0.1 e	0.0 e	0.0 e	0.0 e	0.3 e	0.0 e	0.2 e	0.0 e	0.1 e
Finland	172	0.0 e	0.0 e	0.0 e	0.0 e	0.0 e	0.0 e	0.6 e	0.3 e	0.1 e	0.2 e	0.1 e	0.2 e
France	132	3.3 e	0.4 e	1.6 e	0.6 e	0.7 e	0.4 e	14.3 e	2.2 e	3.8 e	3.5 e	3.8 e	3.2 e
Germany	134	15.4 e	3.2 e	2.6 e	3.8 e	4.2 e	4.7 e	215.3 e	49.1 e	45.6 e	56.1 e	56.7 e	56.9 e
Greece	174	1.6 e	0.4 e	0.3 e	0.2 e	0.2 e	0.8 e	44.4 e	9.3 e	6.9 e	10.6 e	13.9 e	13.1 e
Ireland	178	0.1 e	0.0 e	0.1 e	0.0 e	0.4 e	0.2 e	0.0 e	0.0 e	0.1 e	0.2 e
Italy	136	5.6 e	1.1 e	1.4 e	1.6 e	1.2 e	1.4 e	105.5 e	26.1 e	22.5 e	29.3 e	26.2 e	27.5 e
Latvia	941	0.0 e	0.0 e	0.5 e	0.2 e	0.1 e	0.2 e	0.1 e	0.2 e
Lithuania	946	0.0 e	0.0 e	0.0 e	0.0 e	2.2 e	0.5 e	0.5 e	0.4 e	0.7 e	0.6 e
Luxembourg	137	1.4 e	0.0 e	0.7 e	0.1 e	0.2 e	0.4 e	0.5 e	0.1 e	0.3 e	0.1 e	0.1 e	0.1 e
Netherlands	138	12.1 e	3.1 e	3.1 e	3.1 e	2.5 e	3.3 e	28.3 e	6.8 e	7.6 e	7.7 e	5.7 e	7.3 e
Portugal	182	0.0 e	0.0 e	0.0 e	0.9 e	0.3 e	0.1 e	0.3 e	0.3 e	0.1 e
Slovak Republic	936	1.1 e	0.4 e	0.1 e	0.9 e	0.0 e	0.0 e	17.5 e	5.6 e	6.5 e	3.3 e	3.0 e	4.7 e
Slovenia	961	2.9 e	0.4 e	0.7 e	0.8 e	0.7 e	0.7 e	158.1 e	38.2 e	32.7 e	43.4 e	41.4 e	40.6 e
Spain	184	0.8 e	0.9 e	0.5 e	0.1 e	0.1 e	0.1 e	17.5 e	3.6 e	3.3 e	6.3 e	4.4 e	3.5 e
Czech Republic	935	0.5 e	0.1 e	0.1 e	0.0 e	0.2 e	0.2 e	16.0 e	4.2 e	2.7 e	3.4 e	3.3 e	6.6 e
Denmark	128	0.2 e	0.1 e	0.1 e	0.0 e	0.0 e	0.0 e	7.1 e	1.8 e	0.8 e	1.9 e	2.2 e	2.1 e
Japan	158	0.0 e	0.6 e	0.0 e	0.0 e	0.4 e	0.1 e	0.1 e	0.1 e	0.2 e
Sweden	144	1.2 e	0.4 e	0.3 e	0.3 e	0.3 e	0.3 e	2.8 e	0.5 e	0.9 e	0.5 e	0.8 e	0.6 e
Switzerland	146	13.5 e	3.0 e	3.6 e	5.1 e	3.5 e	1.3 e	26.4 e	7.8 e	6.9 e	9.9 e	7.3 e	2.4 e
United Kingdom	112	0.8 e	0.2 e	0.0 e	0.1 e	0.5 e	0.2 e	6.1 e	0.7 e	1.9 e	2.1 e	0.8 e	1.3 e
United States	111	2.0 e	0.6 e	0.3 e	0.4 e	0.7 e	0.6 e	19.4 e	4.8 e	3.6 e	7.4 e	3.5 e	5.0 e
Emerg. & Dev. Economies	200	104.5	28.2	22.8	27.5	26.9	27.3	1,549.6	380.9	350.1	402.1	392.0	405.4
Europe	170	104.5	28.2	22.8	27.5	26.9	27.3	1,548.9	379.1	349.9	401.9	391.8	405.2
Emerg. & Dev. Europe	903	104.5	28.2	22.8	27.5	26.9	27.3	1,548.9	379.1	349.9	401.9	391.8	405.2
Albania	914	42.6 e	11.0 e	9.0 e	11.6 e	10.8 e	11.2 e	169.7 e	39.3 e	36.8 e	45.4 e	42.0 e	45.6 e
Bulgaria	918	13.2 e	4.9 e	3.2 e	3.3 e	3.0 e	3.7 e	65.3 e	14.5 e	12.7 e	16.8 e	15.3 e	20.5 e
Croatia	960	2.6 e	0.8 e	0.6 e	0.6 e	0.9 e	0.5 e	79.2 e	18.5 e	14.1 e	21.6 e	20.6 e	22.9 e
Hungary	944	0.5 e	0.1 e	0.0 e	0.1 e	0.1 e	0.3 e	50.4 e	11.1 e	8.1 e	14.1 e	14.0 e	14.2 e
Macedonia, FYR	962	30.4 e	7.7 e	6.9 e	8.1 e	7.6 e	7.8 e	784.4 e	188.6 e	193.1 e	193.5 e	200.2 e	197.6 e
Montenegro	943	3.6 e	0.7 e	0.5 e	0.8 e	1.3 e	0.9 e	22.5 e	7.3 e	3.1 e	5.6 e	6.7 e	7.0 e
Poland	964	2.4 e	0.5 e	0.1 e	0.4 e	1.3 e	0.7 e	66.8 e	17.2 e	13.0 e	16.5 e	20.0 e	17.3 e
Romania	968	1.2 e	0.3 e	0.2 e	0.3 e	0.3 e	0.4 e	34.0 e	7.2 e	7.2 e	8.9 e	9.8 e	8.1 e
Turkey	186	8.0 e	2.2 e	2.3 e	2.3 e	1.7 e	1.7 e	276.6 e	75.5 e	61.7 e	79.5 e	63.3 e	72.1 e
Mid East, N Africa, Pak	440	0.0	0.6	0.1	0.2	0.2	0.1	0.2
Morocco	686	0.0 e	0.6 e	0.1 e	0.2 e	0.2 e	0.1 e	0.2 e
Western Hemisphere	205	1.7
Paraguay	288	1.7 e
Memorandum Items													
Africa	605	0.0	0.6	0.1	0.2	0.2	0.1	0.2
European Union	998	75.9	22.9	17.6	18.7	18.4	21.2	1,000.7	234.6	205.1	266.7	260.0	268.9
Export earnings: nonfuel	092	176.0	48.7	40.2	47.1	43.9	44.7	2,300.8	559.6	510.6	608.2	583.1	598.9

Kuwait (443)

In Millions of U.S. Dollars

		Exports (FOB)						Imports (CIF)					
		2016	2015Q4	2016Q1	2016Q2	2016Q3	2016Q4	2016	2015Q4	2016Q1	2016Q2	2016Q3	2016Q4
IFS World		46,237.9	11,651.0	8,902.2	11,787.6	12,003.3	13,544.9	30,824.9	8,190.3	7,605.9	7,823.7	7,420.7	7,974.7
World	001	42,852.6	12,217.6	9,102.2	10,640.6	11,807.6	11,302.2	30,527.7	8,091.2	7,045.3	8,053.2	7,225.8	8,203.3
Advanced Economies	110	22,372.2	6,383.7	4,517.2	5,390.7	6,291.5	6,172.8	14,945.6	3,920.9	3,321.8	3,870.9	3,542.2	4,210.7
Euro Area	163	2,618.3	768.6	534.8	433.1	793.4	857.0	5,326.6	1,370.2	1,249.2	1,379.3	1,277.5	1,420.7
Austria	122	0.8 e	0.1 e	0.2 e	0.2 e	0.2 e	0.2 e	203.6	56.9 r	56.6 r	60.0 r	42.6 r	44.5 r
Belgium	124	43.9 e	15.4 e	13.5 e	12.6 e	8.7 e	9.1 e	207.3	49.0 r	47.9 r	53.2 r	45.6 r	60.5 r
Cyprus	423	4.2 e	0.9 e	0.7 e	1.1 e	1.5 e	0.8 e	20.2	6.2 r	5.1 r	4.4 r	5.3 r	5.4 r
Estonia	939	0.0 e	0.0 e	0.0 e	0.0 e	0.0 e	1.0	3.0 r	0.3 r	0.2 r	0.2 r	0.3 r
Finland	172	0.1 e	0.0 e	0.0 e	0.0 e	0.0 e	0.0 e	42.5	12.8 r	6.6 r	7.2 r	12.2 r	16.5 r
France	132	403.2 e	107.5 e	87.7 e	103.3 e	126.4 e	85.7 e	240.3	110.1 r	41.6 r	48.9 r	49.3 r	100.6 r
Germany	134	18.5 e	25.3 e	2.4 e	11.5 e	2.3 e	2.3 e	1,893.6	486.5 r	491.2 r	503.8 r	442.1 r	456.5 r
Greece	174	18.0 e	3.9 e	0.8 e	0.3 e	4.1 e	12.9 e	32.4	8.8 r	6.7 r	8.9 r	8.3 r	8.5 r
Ireland	178	2.0 e	0.7 e	0.2 e	0.0 e	1.1 e	0.6 e	229.4	66.5 r	50.3 r	53.9 r	64.8 r	60.4 r
Italy	136	966.3 e	77.1 e	108.2 e	147.2 e	330.1 e	380.9 e	1,523.5	294.3 r	304.2 r	392.2 r	394.5 r	432.7 r
Latvia	941	0.7 e	0.0 e	0.6 e	0.0 e	0.1 e	0.0 e	3.6	1.1 r	1.0 r	0.7 r	1.1 r	0.7 r
Lithuania	946	0.0 e	0.0 e	0.0 e	0.0 e	0.0 e	0.0 e	6.7	4.2 r	1.6 r	2.6 r	1.2 r	1.3 r
Luxembourg	137	0.0 e	0.1 e	0.0 e	0.0 e	0.0 e	0.0 e	8.6	1.4 r	1.6 r	2.3 r	2.8 r	1.9 r
Malta	181	0.0 e	0.0 e	0.0 e	0.0 e	0.0 e	0.0 e	5.6	0.4 r	3.1 r	0.8 r	0.4 r	1.2 r
Netherlands	138	1,087.6 e	519.2 e	279.7 e	143.1 e	309.4 e	355.4 e	431.1	157.5 r	118.4 r	104.0 r	92.5 r	116.2 r
Portugal	182	9.6 e	3.5 e	2.1 e	2.2 e	2.2 e	3.1 e	62.8	19.6 r	12.3 r	19.9 r	18.1 r	12.6 r
Slovak Republic	936	0.1 e	0.1 e	0.0 e	0.0 e	0.0 e	0.0 e	77.0	21.1 r	14.2 r	19.5 r	19.4 r	23.9 r
Slovenia	961	2.0 e	0.7 e	0.7 e	0.4 e	0.7 e	0.2 e	14.2	3.5 r	3.5 r	2.8 r	3.4 r	4.5 r
Spain	184	61.3 e	14.1 e	38.0 e	11.1 e	6.6 e	5.6 e	323.3	67.0 r	82.9 r	93.9 r	73.9 r	72.5 r
Australia	193	7.5 e	0.3 e	0.5 e	0.6 e	0.2 e	6.3 e	417.2	149.8 r	126.0 r	161.6 r	8.1 r	121.6 r
Canada	156	11.1 e	3.2 e	5.5 e	4.3 e	0.9 e	0.4 e	272.7	69.9 r	58.6 r	83.4 r	61.0 r	69.8 r
China,P.R.: Hong Kong	532	34.6 e	10.1 e	9.3 e	8.0 e	8.6 e	8.7 e	20.6	6.6 r	6.2 r	5.4 r	5.0 r	3.9 r
China,P.R.: Macao	546	0.4	0.1 r	0.1 r	0.1 r	0.1 r	0.1 r
Czech Republic	935	0.2 e	0.0 e	0.1 e	0.1 e	0.0 e	0.0 e	131.6	38.1 r	21.9 r	42.1 r	26.9 r	40.7 r
Denmark	128	3.9 e	27.2 e	0.1 e	0.1 e	0.1 e	3.6 e	109.8	23.3 r	33.7 r	24.0 r	22.0 r	30.1 r
Iceland	176	0.0 e	0.0 e	0.0 e	0.5	0.4 r	0.3 r	0.2 r	0.0 r	0.0 r
Japan	158	3,999.0 e	1,258.0 e	1,017.0 e	871.4 e	1,035.0 e	1,075.7 e	1,973.5	659.3 r	506.2 r	419.8 r	527.8 r	519.6 r
Korea, Republic of	542	6,994.9 e	1,915.0 e	1,219.9 e	1,763.5 e	1,962.3 e	2,049.3 e	1,333.7	328.8 r	256.9 r	408.1 r	395.6 r	273.0 r
New Zealand	196	2.5 e	27.2 e	2.4 e	0.0 e	0.0 e	0.0 e	54.8	21.5 r	14.2 r	15.4 r	10.5 r	14.8 r
Norway	142	0.6 e	0.2 e	0.3 e	0.0 e	0.0 e	0.2 e	81.7	6.4 r	6.7 r	20.7 r	5.6 r	48.7 r
San Marino	135	0.4	0.1 r	0.1 r	0.1 r	0.1 r	0.1 r
Singapore	576	2,344.5 e	565.3 e	370.5 e	576.7 e	792.8 e	604.5 e	104.5	29.3 r	24.7 r	25.7 r	25.4 r	28.7 r
Sweden	144	0.3 e	0.1 e	0.0 e	0.1 e	0.1 e	0.1 e	71.8	24.3 r	14.3 r	23.4 r	15.2 r	18.9 r
Switzerland	146	65.4 e	28.3 e	3.8 e	30.5 e	1.9 e	29.1 e	525.6	173.7 r	108.1 r	177.2 r	113.5 r	126.8 r
Taiwan Prov.of China	528	2,350.0 e	807.0 e	559.6 e	778.0 e	611.6 e	400.8 e	176.1 e	45.8 e	46.2 e	46.0 e	42.4 e	41.5 e
United Kingdom	112	814.5 e	211.4 e	122.7 e	186.8 e	241.1 e	263.8 e	725.7	241.7 r	196.2 r	200.4 r	140.9 r	188.1 r
United States	111	3,124.9 e	761.6 e	670.7 e	737.5 e	843.5 e	873.2 e	3,618.3	731.5 r	652.3 r	837.9 r	864.6 r	1,263.4 r
Emerg. & Dev. Economies	200	20,480.3	5,833.9	4,585.0	5,249.9	5,516.1	5,129.4	15,564.7	4,165.3	3,719.4	4,177.8	3,679.6	3,987.9
Emerg. & Dev. Asia	505	12,651.8	3,610.2	2,848.4	3,082.2	3,539.6	3,181.6	7,679.2	2,000.4	1,930.1	2,088.0	1,797.2	1,863.9
Bangladesh	513	586.1 e	144.5 e	137.0 e	148.1 e	145.3 e	155.7 e	84.8	19.7 r	19.6 r	21.9 r	19.7 r	23.7 r
Cambodia	522	0.0 e	0.0 e	0.0 e	0.0 e	0.0 e	0.0 e	20.0	6.1 r	4.8 r	5.2 r	4.6 r	5.4 r
China,P.R.: Mainland	924	5,997.9 e	1,586.5 e	1,121.8 e	1,394.7 e	1,970.8 e	1,510.7 e	4,290.9	1,177.8 r	1,079.6 r	1,231.3 r	991.9 r	988.0 r
Fiji	819	0.0 e	0.0 e	0.0 e	0.0 e	0.0 e	0.0 e	0.6	0.2 r	0.1 r	0.2 r	0.1 r	0.2 r
India	534	3,820.3 e	1,142.1 e	896.8 e	1,050.6 e	881.2 e	991.7 e	1,650.3	309.1 r	384.1 r	411.9 r	403.8 r	450.6 r
Indonesia	536	276.5 e	164.4 e	113.2 e	64.6 e	48.8 e	49.9 e	144.3	42.1 r	35.2 r	36.6 r	32.9 r	39.6 r
Lao People's Dem.Rep	544	0.1	0.0 r	0.0 r	0.0 r	0.0 r	0.0 r
Malaysia	548	422.8 e	95.0 e	114.6 e	74.1 e	105.2 e	128.9 e	244.9	56.2 r	66.7 r	59.3 r	54.3 r	64.6 r
Myanmar	518	2.8 e	0.8 e	0.7 e	0.6 e	0.7 e	0.8 e	5.5	1.7 r	1.4 r	1.5 r	1.3 r	1.5 r
Nepal	558	0.3 e	0.1 e	0.0 e	0.1 e	0.1 e	0.1 e	0.2	0.1 r	0.0 r	0.1 r	0.0 r	0.1 r
Philippines	566	951.7 e	274.9 e	276.9 e	244.0 e	218.3 e	212.5 e	106.3	36.0 r	26.1 r	27.9 r	24.1 r	28.1 r
Sri Lanka	524	16.2 e	11.9 e	3.8 e	5.0 e	3.5 e	3.9 e	27.2	8.8 r	9.5 r	5.9 r	5.5 r	6.4 r
Thailand	578	444.3 e	158.9 e	155.8 e	68.5 e	131.9 e	88.1 e	424.9	133.6 r	138.1 r	108.8 r	104.2 r	73.8 r
Vietnam	582	132.9 e	31.1 e	27.7 e	31.9 e	34.0 e	39.3 e	439.1	140.4 r	108.9 r	115.7 r	99.4 r	115.2 r
Asia n.s.	598	239.8	68.6 r	55.8 r	62.0 r	55.4 r	66.6 r

Kuwait (443)

In Millions of U.S. Dollars

		Exports (FOB)						Imports (CIF)					
		2016	2015Q4	2016Q1	2016Q2	2016Q3	2016Q4	2016	2015Q4	2016Q1	2016Q2	2016Q3	2016Q4
Europe	170	121.0	33.1	17.2	40.7	29.6	33.6	1,203.5	334.4	294.7	321.6	271.4	315.8
Emerg. & Dev. Europe	903	116.7	31.5	16.4	39.7	28.3	32.3	919.0	274.1	238.3	256.6	198.0	226.0
Albania	914	0.0 e	0.0 e	0.0 e	0.0 e	0.0 e	0.0 e	1.3	0.4 r	0.3 r	0.3 r	0.3 r	0.4 r
Bosnia and Herzegovina	963	0.4 e	0.0 e	0.1 e	0.1 e	0.1 e	0.1 e	4.3	1.0 r	0.9 r	1.1 r	1.0 r	1.3 r
Bulgaria	918	0.3 e	0.0 e	0.0 e	0.0 e	0.1 e	0.1 e	25.1	4.8 r	9.5 r	6.4 r	4.3 r	5.0 r
Croatia	960	0.0 e	0.0 e	0.0 e	0.0 e	0.0 e	0.0 e	10.1	1.8 r	1.2 r	0.9 r	7.0 r	1.0 r
Hungary	944	6.1 e	0.0 e	0.0 e	6.1 e	0.0 e	0.0 e	62.0	30.2 r	17.3 r	10.4 r	11.1 r	23.2 r
Macedonia, FYR	962	0.0 e	0.0 e	0.0 e	0.0 e	0.0 e	0.0 e	1.2	0.3 r	0.3 r	0.3 r	0.3 r	0.3 r
Poland	964	1.2 e	0.2 e	0.4 e	0.2 e	0.3 e	0.3 e	154.0	42.6 r	31.0 r	35.2 r	37.9 r	49.9 r
Romania	968	2.6 e	0.0 e	0.1 e	0.0 e	2.5 e	0.0 e	121.0	36.6 r	39.0 r	36.4 r	22.6 r	22.9 r
Serbia, Republic of	942	1.6 e	0.2 e	1.2 e	0.1 e	0.2 e	0.1 e	2.4	0.6 r	1.0 r	0.4 r	0.6 r	0.4 r
Turkey	186	104.4 e	30.8 e	14.6 e	33.2 e	25.1 e	31.6 e	537.7	155.8 r	138.0 r	165.2 r	113.0 r	121.5 r
CIS	901	4.3	1.6	0.8	0.9	1.3	1.3	284.4	60.3	56.3	64.9	73.4	89.8
Armenia	911	0.0 e	0.0 e	0.0 e	1.0	0.1 r	0.0 r	0.3 r	0.2 r	0.5 r
Azerbaijan, Rep. of	912	2.3 e	0.7 e	0.5 e	0.6 e	0.7 e	0.6 e	0.0	0.0 r	0.0 r	0.0 r	0.0 r	0.0 r
Belarus	913	1.5 e	0.3 e	0.2 e	0.2 e	0.6 e	0.4 e	3.3	0.7 r	0.7 r	1.6 r	0.6 r	0.4 r
Georgia	915	0.0 e	0.0 e	0.0 e	0.0 e	13.6	1.1 r	3.3 r	3.3 r	3.3 r	3.6 r
Kyrgyz Republic	917	0.1 e	0.6 e	0.0 e	0.0 e	0.0 e	0.0 e	0.1	0.0 r	0.0 r	0.0 r	0.0 r	0.0 r
Moldova	921	0.0 e	0.0 e	0.0 e	0.0 e	0.0 e	0.0 e	1.2	0.3 r	0.3 r	0.3 r	0.3 r	0.4 r
Russian Federation	922	0.3 e	0.0 e	0.0 e	0.0 e	0.3 e	232.0	54.9 r	49.1 r	55.9 r	58.0 r	69.0 r
Tajikistan	923	0.1 e	0.0 e	0.0 e	0.0 e	0.0 e	0.0 e	0.0	0.0 r	0.0 r	0.0 r	0.0 r	0.0 r
Turkmenistan	925	0.1 r
Ukraine	926	0.0 e	0.0 e	0.0 e	0.0 e	0.0 e	0.0 e	32.9	2.9 r	2.8 r	3.4 r	11.0 r	15.8 r
Europe n.s.	884	0.1	0.0 r	0.0 r	0.0 r	0.0 r	0.0 r
Mid East, N Africa, Pak	440	5,655.3	1,563.1	1,255.2	1,571.8	1,411.6	1,416.7	5,837.1	1,675.6	1,353.5	1,519.0	1,371.0	1,593.7
Afghanistan, I.R. of	512	0.1	0.0 r	0.0 r	0.0 r	0.0 r	0.0 r
Algeria	612	16.1 e	4.1 e	3.9 e	4.1 e	4.0 e	4.1 e	1.4	0.4 r	0.3 r	0.4 r	0.3 r	0.4 r
Bahrain, Kingdom of	419	122.0 e	38.2 e	31.9 e	30.8 e	27.7 e	31.5 e	342.5	109.8 r	85.2 r	90.3 r	77.4 r	89.6 r
Djibouti	611	7.5 e	2.0 e	1.6 e	2.0 e	1.9 e	2.0 e	0.8	0.1 r	0.1 r	0.2 r	0.2 r	0.3 r
Egypt	469	1,054.2 e	305.2 e	259.1 e	284.1 e	255.0 e	256.0 e	450.0	127.4 r	109.2 r	117.7 r	102.6 r	120.5 r
Iran, I.R. of	429	79.5 e	18.0 e	15.3 e	20.8 e	19.9 e	23.4 e	203.5	59.8 r	48.0 r	52.8 r	46.8 r	55.8 r
Iraq	433	0.1	0.0 r	0.0 r	0.0 r	0.0 r	0.0 r
Jordan	439	41.4 e	12.5 e	11.2 e	12.4 e	9.8 e	7.9 e	124.0	38.6 r	25.9 r	39.9 r	50.6 r	7.6 r
Lebanon	446	515.6 e	292.6 e	122.0 e	255.0 e	135.7 e	3.0 e	229.9	54.6 r	43.9 r	58.2 r	57.0 r	70.8 r
Libya	672	0.3 e	0.1 e	0.1 e	0.1 e	0.1 e	0.1 e	0.1	0.0 r	0.0 r	0.0 r	0.0 r	0.0 r
Mauritania	682	0.1 e	0.0 e	0.0 e	0.0 e	0.0 e	0.0	0.0 r	0.0 r	0.0 r	0.0 r	0.0 r
Morocco	686	6.1 e	10.3 e	1.5 e	1.7 e	1.5 e	1.5 e	16.7	11.3 r	3.8 r	4.3 r	3.9 r	4.8 r
Oman	449	397.3 e	140.4 e	96.5 e	98.7 e	104.5 e	97.6 e	238.3	50.3 r	47.0 r	58.8 r	57.7 r	74.7 r
Pakistan	564	2,085.6 e	413.2 e	405.0 e	524.9 e	533.5 e	622.2 e	172.7	48.3 r	39.7 r	44.5 r	40.1 r	48.4 r
Qatar	453	186.5 e	47.3 e	47.9 e	46.7 e	44.4 e	47.6 e	94.4	26.1 r	21.5 r	24.2 r	22.0 r	26.7 r
Saudi Arabia	456	349.6 e	110.2 e	95.2 e	93.7 e	78.6 e	82.1 e	1,355.1	393.5 r	317.8 r	351.0 r	312.4 r	373.9 r
Somalia	726	0.4	0.1 r	0.1 r	0.1 r	0.1 r	0.1 r
Sudan	732	9.7 e	5.6 e	3.4 e	1.1 e	3.3 e	2.0 e	9.2	0.6 r	1.5 r	3.7 r	0.7 r	3.3 r
Syrian Arab Republic	463	16.7 e	5.0 e	4.1 e	4.0 e	3.9 e	4.7 e	14.4	3.4 r	3.0 r	3.6 r	3.4 r	4.3 r
Tunisia	744	18.5 e	4.9 e	4.5 e	5.0 e	4.3 e	4.7 e	26.4	7.7 r	6.2 r	6.8 r	6.1 r	7.2 r
United Arab Emirates	466	738.5 e	151.4 e	149.5 e	183.5 e	181.4 e	224.1 e	2,545.5	740.0 r	597.3 r	659.4 r	586.8 r	702.0 r
West Bank and Gaza	487	1.3 e	0.3 e	0.3 e	0.4 e	0.3 e	0.3 e	6.6	2.1 r	1.6 r	1.7 r	1.5 r	1.7 r
Yemen, Republic of	474	8.6 e	1.8 e	2.2 e	2.8 e	1.8 e	1.9 e	5.1	1.4 r	1.2 r	1.3 r	1.2 r	1.4 r
Sub-Saharan Africa	603	1,779.2	488.7	385.2	473.2	470.2	450.6	143.7	29.1	26.3	40.2	46.4	30.8
Angola	614	1.1 e	0.4 e	0.2 e	0.3 e	0.3 e	0.3 e	0.2	0.0 r	0.0 r	0.0 r	0.0 r	0.0 r
Benin	638	0.3 e	0.1 e	0.1 e	0.1 e	0.1 e	0.1 e	0.0	0.0 r	0.0 r	0.0 r	0.0 r	0.0 r
Botswana	616	0.0 e	0.0 e	0.0 e	0.0 e	0.0 e	0.0 e	0.1	0.0 r	0.0 r	0.0 r	0.0 r	0.0 r
Burkina Faso	748	0.3 e	0.1 e	0.1 e	0.1 e	0.1 e	0.1 e	0.0	0.0 r	0.0 r	0.0 r	0.0 r	0.0 r
Cameroon	622	0.3 e	0.1 e	0.1 e	0.1 e	0.1 e	0.1 e	0.4	0.1 r	0.1 r	0.1 r	0.1 r	0.1 r
Comoros	632	0.0 e	0.0 e	0.0 e	0.0 e	0.0 e	0.0 e	0.2	0.1 r	0.1 r	0.1 r	0.1 r	0.1 r
Congo, Republic of	634	0.0 e	0.0 e	0.0 e	0.0 e	0.0 e	0.0 e	0.6	0.2 r	0.1 r	0.2 r	0.1 r	0.2 r
Côte d'Ivoire	662	2.9 e	0.7 e	0.7 e	0.7 e	0.7 e	0.7 e	0.2	0.1 r	0.1 r	0.1 r	0.1 r	0.1 r
Ethiopia	644	1,002.2 e	368.4 e	230.9 e	268.2 e	267.4 e	235.6 e	2.5	0.6 r	0.5 r	0.6 r	0.6 r	0.8 r
Gabon	646	0.7 e	0.3 e	0.2 e	0.2 e	0.2 e	0.2 e	5.1	1.7 r	1.3 r	1.3 r	1.1 r	1.3 r
Ghana	652	2.8 e	0.8 e	0.6 e	0.8 e	0.7 e	0.7 e	0.5	0.1 r	0.1 r	0.1 r	0.1 r	0.1 r

Kuwait (443)

In Millions of U.S. Dollars

		Exports (FOB)						Imports (CIF)					
		2016	2015Q4	2016Q1	2016Q2	2016Q3	2016Q4	2016	2015Q4	2016Q1	2016Q2	2016Q3	2016Q4
Kenya	664	19.6 e	5.5 e	4.1 e	5.4 e	5.0 e	5.1 e	3.9	0.6 r	0.6 r	0.9 r	1.0 r	1.3 r
Lesotho	666	0.0 e	0.0 e	0.0 e	0.0 e	0.0 e	0.0 e	0.1	0.0 r	0.0 r	0.0 r	0.0 r	0.0 r
Madagascar	674	3.7 e	0.9 e	0.8 e	1.0 e	1.0 e	1.0 e	3.5	1.1 r	0.9 r	0.9 r	0.8 r	0.9 r
Malawi	676	25.2 e	6.4 e	5.0 e	6.4 e	7.4 e	6.4 e	0.2	0.1 r	0.1 r	0.1 r	0.1 r	0.1 r
Mali	678	0.1 e	0.0 e	0.0 e	0.0 e	0.0 e	0.0 e	0.1	0.0 r	0.0 r	0.0 r	0.0 r	0.0 r
Mauritius	684	0.6 e	0.1 e	0.1 e	0.1 e	0.1 e	0.2 e	1.0 r
Mozambique	688	0.7 e	0.2 e	0.1 e	0.2 e	0.2 e	0.2 e	4.3	1.2 r	1.0 r	1.1 r	1.0 r	1.2 r
Namibia	728	0.2 e	0.0 e	0.0 e	0.0 e	0.0 e	0.1 e	0.3	0.1 r	0.1 r	0.1 r	0.1 r	0.1 r
Niger	692	0.8 e	0.3 e	0.2 e	0.2 e	0.2 e	0.2 e	0.0	0.0 r	0.0 r	0.0 r	0.0 r	0.0 r
Nigeria	694	7.2 e	1.6 e	1.6 e	2.0 e	1.8 e	1.9 e	0.9	0.0 r	0.1 r	0.2 r	0.2 r	0.3 r
Rwanda	714	0.1 e	0.0 e	0.0 e	0.0 e	0.0 e	0.0 e	0.0	0.0 r	0.0 r	0.0 r	0.0 r	0.0 r
Senegal	722	1.1 e	0.1 e	0.2 e	0.3 e	0.3 e	0.3 e	0.0 r
Seychelles	718	0.0 e	0.0 e	0.0 e	0.0 e	0.0 e	0.0 e	0.1	0.0 r	0.0 r	0.0 r	0.0 r	0.0 r
Sierra Leone	724	0.1 e	0.0 e	0.0 e	0.0 e	0.0 e	0.0 e	0.2	0.1 r	0.0 r	0.0 r	0.0 r	0.0 r
South Africa	199	32.9 e	75.1 e	0.3 e	19.6 e	10.2 e	2.8 e	118.4	21.4 r	20.6 r	33.7 r	40.5 r	23.5 r
Swaziland	734	0.2	0.1 r	0.0 r	0.0 r	0.0 r	0.1 r
Tanzania	738	1.6 e	0.3 e	0.3 e	0.5 e	0.4 e	0.4 e	0.5	0.1 r	0.1 r	0.1 r	0.1 r	0.2 r
Togo	742	1.4 e	0.5 e	0.3 e	0.3 e	0.3 e	0.3 e
Uganda	746	0.4 e	0.0 e	0.0 e	0.0 e	0.2 e	0.2 e	0.2	0.0 r	0.0 r	0.0 r	0.0 r	0.0 r
Zambia	754	576.3 e	118.3 e	143.2 e	148.3 e	166.5 e
Zimbabwe	698	96.5 e	26.6 e	20.8 e	23.2 e	25.0 e	27.3 e	1.0	0.4 r	0.3 r	0.3 r	0.2 r	0.3 r
Western Hemisphere	205	273.0	138.9	79.0	82.0	65.1	46.9	701.2	125.7	114.8	209.0	193.7	183.7
Argentina	213	1.7 e	0.4 e	0.4 e	0.4 e	0.4 e	0.4 e	52.5	13.1 r	11.3 r	13.3 r	12.4 r	15.5 r
Aruba	314	0.8	0.2 r	0.2 r	0.2 r	0.2 r	0.2 r
Bolivia	218	0.0 e	0.0 e	0.0 e	0.2	0.1 r	0.0 r	0.1 r	0.1 r	0.1 r
Brazil	223	267.1 e	137.8 e	78.0 e	81.0 e	63.8 e	44.3 e	268.0	84.1 r	71.6 r	76.0 r	70.4 r	50.0 r
Chile	228	1.6 e	0.0 e	0.0 e	0.0 e	0.2 e	1.5 e	8.1	1.2 r	2.0 r	2.6 r	3.3 r	0.2 r
Colombia	233	0.1 e	0.0 e	0.0 e	0.0 e	0.0 e	7.9	1.4 r	1.8 r	2.0 r	1.8 r	2.2 r
Costa Rica	238	0.0 e	0.0 e	0.0 e	0.0 e	0.0 e	0.0 e	3.9	1.1 r	0.9 r	1.0 r	0.9 r	1.1 r
Dominica	321	0.2	0.1 r	0.1 r	0.1 r	0.1 r	0.1 r
Dominican Republic	243	2.3 e	0.6 e	0.5 e	0.6 e	0.6 e	0.6 e	5.0	1.4 r	1.2 r	1.3 r	1.2 r	1.4 r
Ecuador	248	0.0 e	0.0 e	0.0 e	0.0 e	0.0 e	0.0 e	15.0	3.4 r	3.5 r	3.9 r	3.5 r	4.2 r
El Salvador	253	0.0	0.4 r	0.0 r	0.0 r	0.0 r
Guatemala	258	9.7	2.9 r	2.3 r	2.5 r	2.2 r	2.6 r
Haiti	263	0.0 e	0.0 e	0.0 e	0.0 e	0.0 e	0.0 e	0.4	0.1 r	0.1 r	0.1 r	0.1 r	0.1 r
Mexico	273	0.1 e	0.0 e	0.0 e	0.0 e	0.0 e	0.0 e	300.4	7.3 r	12.8 r	98.4 r	91.0 r	98.2 r
Nicaragua	278	0.2	0.1 r	0.0 r	0.1 r	0.0 r	0.1 r
Paraguay	288	22.5	7.2 r	5.6 r	5.9 r	5.1 r	5.9 r
Peru	293	4.1	1.2 r	0.9 r	1.0 r	0.9 r	1.1 r
Uruguay	298	2.1	0.4 r	0.4 r	0.5 r	0.5 r	0.7 r
Venezuela, Rep. Bol.	299	0.1 e	0.0 e	0.0 e	0.0 e	0.0 e	0.0 e	0.2	0.1 r	0.1 r	0.1 r	0.0 r	0.1 r
Other Countries n.i.e	910	0.7	0.2	0.2	0.2	0.2	0.2
Cuba	928	0.7	0.2 r	0.2 r	0.2 r	0.1 r	0.2 r
Korea, Dem. People's Rep.	954	0.1	0.0 r	0.0 r	0.0 r	0.0 r	0.0 r
Special Categories	899	8.8	2.5 r	2.0 r	2.3 r	2.0 r	2.5 r
Countries & Areas n.s.	898	7.9	2.4 r	1.9 r	2.1 r	1.8 r	2.1 r
Memorandum Items													
Africa	605	1,837.2	515.5	400.1	487.1	485.1	464.9	198.6	49.3	38.3	55.6	57.7	46.9
Middle East	405	3,511.7	1,123.1	835.3	1,033.0	863.2	780.2	5,609.4	1,607.1	1,301.7	1,459.0	1,319.5	1,529.1
European Union	998	3,447.4	1,007.7	658.2	626.5	1,037.5	1,125.0	6,737.7	1,813.6	1,613.2	1,758.6	1,565.3	1,800.6
Export earnings: fuel	080	1,910.4	514.6	445.1	484.3	465.4	515.6	5,048.0	1,443.3	1,174.5	1,301.9	1,169.6	1,402.0
Export earnings: nonfuel	092	40,942.2	11,703.0	8,657.2	10,156.2	11,342.2	10,786.5	25,479.7	6,647.9	5,870.8	6,751.3	6,056.2	6,801.3

Kyrgyz Republic (917)

In Millions of U.S. Dollars

		Exports (FOB)						Imports (CIF)					
		2016	2015Q4	2016Q1	2016Q2	2016Q3	2016Q4	2016	2015Q4	2016Q1	2016Q2	2016Q3	2016Q4
IFS World		412.6	311.0	246.7	424.9	988.8	791.3	1,090.4	1,043.1
World	001	1,442.5	431.5	387.5	180.8	513.5	360.6	3,873.8	1,011.2	797.7	964.6	1,067.3	1,044.2
Advanced Economies	110	713.9	213.0	219.6	43.9	333.3	117.1	449.6	103.9	86.9	112.6	127.1	123.0
Euro Area	163	31.3	6.5	8.3	9.2	9.2	4.7	183.0	48.4	39.1	54.6	45.0	44.3
Austria	122	0.0	0.0 r	0.0 r	0.0 r	0.0 r	0.0 r	8.0	2.8 r	1.4 r	2.6 r	2.3 r	1.7 r
Belgium	124	10.9	2.2 r	2.8 r	2.3 r	4.8 r	1.0 r	9.6	1.9 r	2.4 r	2.0 r	2.8 r	2.3 r
Cyprus	423	0.0	0.0 r	0.0 r	0.4	0.1 r	0.2 r	0.0 r	0.2 r
Estonia	939	0.2	0.0 r	0.1 r	0.1 r	0.0 r	0.0 r	0.7	0.2 r	0.1 r	0.3 r	0.2 r	0.2 r
Finland	172	0.1	0.1 r	0.0 r	2.6	0.8 r	0.3 r	0.2 r	0.1 r	2.0 r
France	132	1.4	0.0 r	0.7 r	0.4 r	0.2 r	0.1 r	21.8	4.3 r	5.5 r	4.9 r	6.7 r	4.7 r
Germany	134	6.4	1.8 r	1.5 r	2.6 r	1.2 r	1.2 r	62.4	14.8 r	13.0 r	23.4 r	13.5 r	12.5 r
Greece	174	0.0	0.0 r	0.0 r	0.0 r	0.0 r	1.6	1.4 r	0.3 r	0.5 r	0.5 r	0.3 r
Ireland	178	0.0	0.0 r	0.0 r	0.0 r	0.0 r	1.3	0.9 r	0.8 r	0.1 r	0.3 r	0.1 r
Italy	136	0.4	0.1 r	0.1 r	0.1 r	0.0 r	0.2 r	25.4	6.8 r	4.7 r	5.7 r	7.5 r	7.5 r
Latvia	941	3.0	0.7 r	0.6 r	1.2 r	0.6 r	0.6 r	5.6	3.0 r	1.1 r	2.4 r	0.6 r	1.4 r
Lithuania	946	7.5	1.4 r	2.4 r	2.1 r	1.8 r	1.2 r	8.1	2.1 r	1.2 r	2.0 r	2.1 r	2.8 r
Luxembourg	137	0.7	0.0 r	0.2 r	0.4 r	0.1 r	0.0 r
Malta	181	0.4	0.1 r	0.4 r
Netherlands	138	1.2	0.2 r	0.3 r	0.4 r	0.3 r	0.2 r	11.4	3.9 r	3.0 r	3.8 r	2.5 r	2.1 r
Portugal	182	0.0	0.0 r	0.0 r	0.8	0.2 r	0.2 r	0.0 r	0.3 r	0.3 r
Slovak Republic	936	0.0	0.0 r	0.0 r	1.4	0.2 r	0.1 r	0.3 r	0.3 r	0.8 r
Slovenia	961	0.1	0.0 r	0.0 r	0.0 r	0.0 r	10.6	2.3 r	2.7 r	3.0 r	2.3 r	2.5 r
Spain	184	0.1	0.0 r	0.0 r	0.0 r	0.1 r	0.0 r	9.9	2.6 r	1.7 r	2.7 r	2.9 r	2.7 r
Australia	193	0.1	0.0 r	0.0 r	0.0 r	0.0 r	0.0 r	1.4	0.5 r	0.2 r	0.5 r	0.0 r	0.7 r
Canada	156	0.5	0.0 r	0.0 r	0.0 r	0.3 r	0.1 r	10.5	2.0 r	3.3 r	2.8 r	2.2 r	2.1 r
China,P.R.: Hong Kong	532	0.5	0.1 r	0.3 r	0.1 r	0.1 r	0.0 r	0.2	0.2 r	0.1 r	0.0 r	0.0 r	0.1 r
Czech Republic	935	0.1	0.0 r	0.0 r	0.0 r	0.0 r	0.0 r	7.4	1.3 r	1.3 r	1.3 r	1.1 r	3.8 r
Denmark	128	0.0	0.0 r	0.0 r	0.0 r	0.0 r	0.0 r	6.8	0.1 r	0.2 r	0.2 r	0.2 r	6.2 r
Israel	436	0.0	0.0 r	0.0 r	0.0 r	0.0 r	0.0 r	2.4	0.2 r	0.5 r	1.0 r	1.0 r
Japan	158	0.3	0.1 r	0.0 r	0.0 r	0.1 r	0.1 r	19.0	5.7 r	3.3 r	3.2 r	6.1 r	6.3 r
Korea, Republic of	542	0.5	0.2 r	0.1 r	0.1 r	0.2 r	0.0 r	26.0	8.3 r	5.7 r	6.3 r	6.6 r	7.3 r
New Zealand	196	0.2	0.0 r	0.0 r	0.1 r	0.1 r
Norway	142	0.0 r	2.2	0.8 r	0.3 r	0.3 r	0.4 r	1.1 r
Singapore	576	0.0	0.0 r	0.0 r	0.0 r	0.0 r	0.0 r	8.7	1.8 r	0.9 r	0.9 r	3.7 r	3.2 r
Sweden	144	0.0	0.0 r	0.0 r	0.0 r	0.0 r	0.0 r	5.1	1.3 r	2.9 r	1.2 r	0.1 r	0.9 r
Switzerland	146	648.0	204.4 r	210.3 r	2.4 r	323.2 r	112.0 r	11.7	1.7 r	0.6 r	1.6 r	5.4 r	4.1 r
Taiwan Prov.of China	528	0.2	0.0 r	0.0 r	0.1 r	0.0 r	0.0 r	2.2	0.2 r	0.4 r	0.2 r	1.3 r	0.3 r
United Kingdom	112	32.0	1.6 r	0.1 r	31.9 r	0.0 r	0.0 r	9.2	6.5 r	2.2 r	1.9 r	3.6 r	1.5 r
United States	111	0.4	0.1 r	0.3 r	0.0 r	0.0 r	0.1 r	153.6	24.9 r	25.8 r	37.4 r	50.4 r	40.0 r
Emerg. & Dev. Economies	200	728.3	218.4	167.9	136.9	180.1	243.4	3,423.5	907.3	710.6	851.8	940.1	920.9
Emerg. & Dev. Asia	505	85.4	8.2	10.7	15.4	17.4	41.8	1,538.7	314.0	292.1	365.1	449.8	431.6
Bangladesh	513	0.1	0.0 r	0.0 r	0.0 r	0.0 r	1.3	0.4 r	0.4 r	0.3 r	0.3 r	0.3 r
Cambodia	522	0.0	0.0 r	0.0 r	0.0 r	0.0 r	0.0 r	0.2	0.0 r	0.0 r	0.0 r	0.0 r	0.0 r
China,P.R.: Mainland	924	79.7	6.4 r	9.3 r	14.4 r	16.5 r	39.5 r	1,465.0	297.7 r	277.5 r	344.2 r	430.2 r	413.1 r
F.T. French Polynesia	887	27.0	6.8 r	5.4 r	7.5 r	7.1 r	7.0 r
India	534	2.3	0.6 r	0.7 r	0.3 r	0.2 r	1.2 r	22.7	4.0 r	4.7 r	6.5 r	6.1 r	5.4 r
Indonesia	536	0.0	0.0 r	0.0 r	0.0 r	0.0 r	0.0 r	4.5	0.3 r	0.7 r	1.3 r	1.3 r	1.3 r
Malaysia	548	0.1	0.0 r	0.0 r	0.1 r	4.0	1.3 r	0.6 r	1.5 r	1.0 r	0.9 r
Mongolia	948	2.4	0.7 r	0.5 r	0.4 r	0.6 r	0.9 r	0.5	0.4 r	0.2 r	0.2 r	0.1 r	0.1 r
Philippines	566	0.5	0.0 r	0.1 r	0.1 r	0.1 r	0.1 r	0.9	0.2 r	0.2 r	0.2 r	0.2 r
Sri Lanka	524	1.8	0.6 r	0.5 r	0.5 r	0.5 r	0.5 r
Thailand	578	0.0	0.0 r	0.0 r	0.0 r	0.0 r	0.0 r	3.2	0.6 r	0.4 r	1.0 r	1.0 r	0.9 r
Vietnam	582	0.2	0.4 r	0.0 r	0.0 r	0.1 r	0.1 r	3.1	0.9 r	0.6 r	0.8 r	0.8 r	0.8 r
Asia n.s.	598	4.4	1.0 r	0.8 r	1.2 r	1.2 r	1.2 r
Europe	170	562.7	173.3	135.1	107.8	143.7	176.2	1,842.5	585.2	410.3	477.0	475.9	479.2
Emerg. & Dev. Europe	903	106.3	30.3	31.9	23.1	29.8	21.5	238.6	48.7	47.4	58.7	72.6	59.8
Bosnia and Herzegovina	963	0.4	0.1 r	0.1 r	0.1 r	0.1 r	0.1 r	0.0	0.0 r	0.0 r	0.0 r	0.0 r	0.0 r
Bulgaria	918	4.5	2.4 r	1.4 r	1.2 r	0.3 r	1.7 r	3.8	0.8 r	0.3 r	0.9 r	1.0 r	1.7 r
Croatia	960	0.1	0.0 r	0.0 r	0.0 r	0.0 r	0.0 r	0.4	0.1 r	0.0 r	0.1 r	0.1 r	0.2 r
Faroe Islands	816	0.1 r

Kyrgyz Republic (917)

In Millions of U.S. Dollars

		Exports (FOB)						Imports (CIF)					
		2016	2015Q4	2016Q1	2016Q2	2016Q3	2016Q4	2016	2015Q4	2016Q1	2016Q2	2016Q3	2016Q4
Hungary	944	0.2	0.1 r	0.1 r	0.0 r	0.2 r	10.0	1.6 r	1.8 r	3.3 r	2.1 r	2.7 r
Macedonia, FYR	962	2.1	0.4 r	0.4 r	0.7 r	0.4 r	0.5 r	0.4	0.1 r	0.1 r	0.1 r	0.1 r	0.1 r
Montenegro	943	0.6	0.1 r	0.2 r	0.1 r	0.1 r	0.3 r
Poland	964	1.8	0.5 r	0.5 r	0.5 r	0.4 r	0.5 r	15.2	5.8 r	2.9 r	4.4 r	3.3 r	4.5 r
Romania	968	2.3	1.2 r	0.7 r	0.6 r	0.1 r	0.9 r	5.5	1.3 r	0.7 r	2.6 r	1.1 r	1.0 r
Serbia, Republic of	942	4.4	3.1 r	1.9 r	1.2 r	0.6 r	0.7 r	12.6	3.1 r	1.2 r	3.5 r	4.8 r	3.1 r
Turkey	186	90.0	22.4 r	26.6 r	18.9 r	27.7 r	16.7 r	190.8	35.9 r	40.3 r	43.8 r	60.1 r	46.5 r
CIS	901	456.4	143.0	103.2	84.7	113.8	154.6	1,603.9	536.5	362.9	418.3	403.3	419.4
Armenia	911	0.0	0.0 r	0.0 r	0.0 r	1.0	0.2 r	0.1 r	0.0 r	0.1 r	0.8 r
Azerbaijan, Rep. of	912	0.7	0.9 r	0.4 r	0.2 r	0.1 r	0.0 r	6.6	1.5 r	1.3 r	1.8 r	1.7 r	1.7 r
Belarus	913	0.9	2.9 r	0.3 r	0.2 r	0.2 r	0.2 r	35.2	27.2 r	7.2 r	6.4 r	7.4 r	14.2 r
Georgia	915	2.5	0.8 r	0.5 r	0.5 r	0.1 r	1.3 r	3.9	0.7 r	0.7 r	0.9 r	1.0 r	1.3 r
Kazakhstan	916	151.2	57.8 r	36.9 r	24.9 r	37.7 r	51.7 r	635.5	163.1 r	128.9 r	176.0 r	167.5 r	163.1 r
Moldova	921	0.1	0.0 r	0.0 r	0.0 r	0.0 r	0.1 r	1.5	1.2 r	0.6 r	0.5 r	0.3 r	0.2 r
Russian Federation	922	145.2	38.9 r	36.1 r	34.9 r	33.4 r	40.8 r	799.8	308.8 r	202.2 r	197.7 r	192.2 r	207.7 r
Tajikistan	923	21.8	6.5 r	4.6 r	3.4 r	5.7 r	8.1 r	6.4	1.9 r	1.4 r	1.8 r	1.7 r	1.6 r
Turkmenistan	925	5.7	1.7 r	1.2 r	0.9 r	1.5 r	2.1 r	4.4	1.0 r	0.8 r	1.2 r	1.2 r	1.1 r
Ukraine	926	3.2	5.5 r	0.4 r	0.7 r	1.2 r	0.8 r	39.8	15.7 r	6.4 r	12.9 r	11.3 r	9.1 r
Uzbekistan	927	125.1	28.0 r	22.7 r	19.0 r	33.9 r	49.5 r	69.8	15.3 r	13.2 r	19.2 r	18.9 r	18.5 r
Mid East, N Africa, Pak	440	59.2	31.5	17.9	10.5	13.4	17.4	18.2	5.4	4.0	4.9	4.7	4.6
Afghanistan, I.R. of	512	8.2	2.4 r	1.7 r	1.3 r	2.1 r	3.0 r	0.1	0.0 r	0.0 r	0.0 r	0.0 r	0.0 r
Djibouti	611	1.0	0.2 r	0.2 r	0.3 r	0.4 r
Egypt	469	0.0	0.0 r	0.0 r	0.0 r	0.0 r	0.0 r	3.2	1.0 r	0.9 r	0.8 r	0.8 r	0.8 r
Iran, I.R. of	429	8.1	1.3 r	1.3 r	1.2 r	2.3 r	3.4 r	6.6	1.3 r	1.2 r	1.8 r	1.8 r	1.8 r
Iraq	433	3.5	3.6 r	1.8 r	0.8 r	0.6 r	0.4 r	0.0	0.0 r	0.0 r	0.0 r	0.0 r	0.0 r
Jordan	439	0.6	0.2 r	0.1 r	0.5 r	0.3	0.3 r	0.2 r	0.1 r	0.0 r	0.0 r
Kuwait	443	0.1	0.0 r	0.0 r	0.0 r	0.0 r	0.0 r	0.1	0.6 r	0.0 r	0.0 r	0.0 r	0.0 r
Morocco	686	0.3	0.1 r	0.1 r	0.1 r	0.1 r	0.1 r
Oman	449	0.0	0.3 r	0.0 r	0.0 r	0.0 r	0.0 r	0.0	0.0 r	0.0 r	0.0 r	0.0 r
Pakistan	564	0.3	0.0 r	0.1 r	0.1 r	0.1 r	0.1 r	3.3	0.7 r	0.6 r	0.9 r	0.9 r	0.9 r
Saudi Arabia	456	0.6	0.2 r	0.2 r	0.1 r	0.2 r	0.2 r	0.3	0.1 r	0.1 r	0.1 r	0.1 r	0.1 r
Sudan	732	0.2	0.1 r	0.1 r	0.0 r	0.0 r	0.0 r	0.0 r
United Arab Emirates	466	36.4	23.3 r	12.6 r	6.8 r	7.8 r	9.3 r	3.8	1.3 r	0.9 r	1.1 r	0.9 r	0.9 r
West Bank and Gaza	487	0.1 e	0.0 e	0.0 e	0.0 e	0.0 e	0.0 e
Middle East n.s.	489	0.1	0.0 r	0.0 r	0.0 r	0.0 r	0.0 r
Sub-Saharan Africa	603	20.9	5.4	4.1	3.2	5.5	8.0	2.7	0.4	0.5	0.8	0.7	0.8
Burkina Faso	748	0.1	0.0 r	0.0 r	0.0 r	0.0 r	0.0 r
Chad	628	0.2	0.0 r	0.0 r	0.1 r	0.1 r
Guinea	656	20.5	5.3 r	4.0 r	3.2 r	5.5 r	7.9 r
Kenya	664	0.0 r	2.0	0.3 r	0.3 r	0.6 r	0.6 r	0.6 r
South Africa	199	0.1	0.1 r	0.0 r	0.0 r	0.0 r	0.0 r	0.6	0.1 r	0.1 r	0.2 r	0.1 r	0.2 r
Western Hemisphere	205	0.1	0.0	0.0	0.0	0.1	0.0	21.5	2.3	3.8	4.0	9.0	4.7
Anguilla	312	0.1	0.0 r	0.0 r	0.0 r	0.0 r
Argentina	213	0.4	0.2 r	0.2 r	0.1 r	0.1 r	0.1 r
Brazil	223	0.1	0.0 r	0.0 r	0.0 r	0.1 r	0.0 r	13.9	0.0 r	1.8 r	2.1 r	7.1 r	3.0 r
Chile	228	0.2	0.1 r	0.1 r
Colombia	233	0.1	0.1 r	0.0 r	0.0 r	0.0 r	0.0 r
Costa Rica	238	0.1	0.1 r	0.0 r	0.0 r	0.0 r	0.0 r
Ecuador	248	1.1	0.7 r	0.3 r	0.3 r	0.2 r	0.2 r
Mexico	273	0.0	0.0 r	0.0 r	0.0 r	0.0 r	0.0 r	5.1	1.2 r	1.2 r	1.3 r	1.3 r	1.3 r
Panama	283	0.1	0.0 r	0.0 r	0.0 r	0.0 r	0.0 r
Peru	293	0.2	0.0 r	0.0 r	0.0 r	0.0 r	0.0 r
Western Hem. n.s.	399	0.1	0.0 r	0.0 r	0.0 r	0.0 r	0.0 r
Other Countries n.i.e	910	0.1	0.0	0.0	0.0	0.0	0.0	0.0
Korea, Dem. People's Rep.	954	0.1 r	0.0	0.0 r	0.0 r	0.0 r	0.0 r	0.0 r
Countries & Areas n.s.	898	0.3	0.1 r	0.1 r	0.0 r	0.1 r	0.1 r	0.7	0.1 r	0.2 r	0.2 r	0.2 r
Memorandum Items													
Africa	605	22.1	5.5	4.3	3.5	5.9	8.4	3.1	0.5	0.5	0.9	0.8	0.8
Middle East	405	49.4	29.0	15.9	8.9	10.8	13.8	14.5	4.6	3.3	3.9	3.7	3.6
European Union	998	72.4	12.4	11.2	43.3	10.1	7.8	246.4	67.2	51.5	70.5	57.5	66.8

Kyrgyz Republic (917)

In Millions of U.S. Dollars

		Exports (FOB)						Imports (CIF)					
		2016	2015Q4	2016Q1	2016Q2	2016Q3	2016Q4	2016	2015Q4	2016Q1	2016Q2	2016Q3	2016Q4
Export earnings: fuel	080	351.8	128.0	90.5	69.8	83.5	108.0	1,458.3	478.4	335.8	380.0	365.8	376.7
Export earnings: nonfuel	092	1,090.7	303.6	297.1	111.1	430.0	252.6	2,415.5	532.8	461.8	584.6	701.5	667.5

Lao People's Democratic Republic (544)

In Millions of U.S. Dollars

		Exports (FOB)						Imports (CIF)					
		2016	2015Q4	2016Q1	2016Q2	2016Q3	2016Q4	2016	2015Q4	2016Q1	2016Q2	2016Q3	2016Q4
IFS World	
World	001	4,465.2	982.0	1,033.8	1,082.2	1,122.3	1,226.9	6,502.5	1,982.2	1,602.0	1,630.0	1,504.7	1,765.8
Advanced Economies	110	541.4	104.2	139.0	125.6	170.2	106.7	532.4	213.4	111.3	126.2	134.9	160.0
Euro Area	163	161.8	32.8	53.4	36.8	40.9	30.7	119.2	49.5	30.5	20.0	32.4	36.3
Austria	122	0.3 e	0.1 e	0.0 e	0.2 e	0.0 e	0.1 e	10.3 e	15.4 e	1.1 e	0.5 e	4.6 e	4.1 e
Belgium	124	17.1 e	1.3 e	5.6 e	4.7 e	4.3 e	2.4 e	27.8 e	5.9 e	11.2 e	4.7 e	7.3 e	4.6 e
Finland	172	0.1 e	0.0 e	0.1 e	0.0 e	0.0 e	2.1 e	0.3 e	0.5 e	0.4 e	0.1 e	1.1 e
France	132	15.7 e	4.1 e	4.1 e	3.5 e	4.8 e	3.3 e	12.6 e	3.8 e	4.1 e	1.9 e	3.6 e	3.0 e
Germany	134	75.3 e	17.3 e	21.8 e	18.1 e	19.9 e	15.5 e	37.4 e	17.5 e	10.5 e	5.6 e	11.6 e	9.6 e
Greece	174	0.4 e	0.0 e	0.4 e
Ireland	178	0.9 e	0.2 e	0.2 e	0.2 e	0.2 e	0.3 e	4.3 e	2.4 e	0.7 e	2.5 e	0.7 e	0.5 e
Italy	136	28.8 e	3.2 e	14.4 e	5.3 e	5.3 e	3.8 e	15.7 e	1.9 e	1.6 e	2.4 e	1.3 e	10.4 e
Latvia	941	0.1 e	0.0 e	0.0 e	0.1 e	0.2 e	0.0 e	0.0 e	0.0 e	0.1 e	0.1 e
Luxembourg	137	0.0 e	0.0 e	0.1 e	0.1 e	0.0 e	0.0 e	0.0 e	0.0 e
Netherlands	138	17.3 e	4.2 e	5.1 e	3.7 e	4.9 e	3.6 e	5.0 e	1.7 e	0.7 e	1.0 e	1.7 e	1.6 e
Portugal	182	2.4 e	1.6 e	1.1 e	0.5 e	0.5 e	0.3 e	0.4 e	0.1 e	0.2 e	0.1 e
Slovenia	961	0.0 e	0.0 e	0.0 e	0.5 e	0.0 e	0.0 e	0.2 e	0.3 e
Spain	184	3.8 e	0.9 e	1.1 e	0.7 e	0.9 e	1.1 e	2.5 e	0.5 e	0.2 e	0.7 e	0.4 e	1.2 e
Australia	193	8.0 e	0.4 e	1.3 e	1.9 e	3.1 e	1.8 e	17.6 e	5.9 e	4.7 e	4.2 e	3.8 e	5.0 e
Canada	156	19.3 e	4.1 e	5.8 e	4.1 e	4.9 e	4.6 e	9.2 e	1.4 e	1.4 e	1.5 e	2.5 e	3.8 e
China,P.R.: Hong Kong	532	4.7 e	0.4 e	0.2 e	0.2 e	2.9 e	1.5 e	20.5 e	5.8 e	4.2 e	4.5 e	6.8 e	5.0 e
China,P.R.: Macao	546	0.2 e	0.5 e	0.1 e	0.0 e	0.0 e	0.1 e
Czech Republic	935	0.6 e	0.3 e	0.2 e	0.2 e	0.1 e	0.1 e	6.2 e	2.4 e	0.1 e	0.6 e	0.3 e	5.3 e
Denmark	128	14.2 e	3.7 e	2.9 e	3.4 e	4.0 e	3.9 e	1.4 e	0.2 e	0.3 e	0.3 e	0.2 e	0.5 e
Iceland	176	0.1 e	0.0 e	0.0 e	0.0 e	0.0 e	0.0 e
Israel	436	0.2 e	0.2 e	0.4 e	0.4 e
Japan	158	108.7 e	18.3 e	30.3 e	28.9 e	27.7 e	21.8 e	124.1 e	31.2 e	20.7 e	31.9 e	41.6 e	30.0 e
Korea, Republic of	542	23.1 e	5.2 e	5.5 e	6.7 e	4.4 e	6.5 e	136.9 e	54.1 e	26.8 e	42.2 e	26.5 e	41.4 e
New Zealand	196	6.0 e	1.4 e	0.3 e	1.4 e	1.0 e	3.2 e	0.7 e	0.3 e	0.2 e	0.2 e	0.2 e	0.1 e
Norway	142	1.6 e	0.4 e	0.5 e	0.4 e	0.4 e	0.3 e	0.1 e	0.1 e	0.0 e	0.0 e	0.0 e	0.0 e
Singapore	576	5.0 e	3.5 e	1.1 e	2.5 e	0.8 e	0.6 e	46.5 e	52.9 e	13.1 e	11.8 e	7.4 e	14.3 e
Sweden	144	18.0 e	5.6 e	4.0 e	4.0 e	4.5 e	5.4 e	0.3 e	0.1 e	0.0 e	0.0 e	0.1 e	0.1 e
Switzerland	146	53.9 e	1.3 e	6.2 e	4.7 e	41.7 e	1.4 e	4.4 e	0.8 e	0.8 e	0.8 e	0.5 e	2.4 e
Taiwan Prov.of China	528	16.2 e	2.3 e	4.2 e	6.6 e	3.7 e	1.7 e	4.1 e	0.6 e	0.9 e	1.0 e	1.0 e	1.2 e
United Kingdom	112	48.0 e	10.4 e	10.4 e	10.4 e	20.7 e	6.5 e	8.0 e	1.5 e	1.7 e	1.3 e	2.2 e	2.7 e
United States	111	51.9 e	13.5 e	12.5 e	13.6 e	9.4 e	16.3 e	32.7 e	6.5 e	5.9 e	6.0 e	9.3 e	11.6 e
Emerg. & Dev. Economies	200	3,923.7	877.8	894.9	956.6	952.1	1,120.2	5,970.1	1,768.8	1,490.6	1,503.8	1,369.9	1,605.8
Emerg. & Dev. Asia	505	3,888.0	876.4	893.4	954.9	922.0	1,117.7	5,944.9	1,759.7	1,484.6	1,493.0	1,365.8	1,601.5
Bangladesh	513	2.0 e	0.5 e	0.5 e	0.5 e	0.5 e	0.5 e
Cambodia	522	20.1 e	5.0 e	4.6 e	5.3 e	4.9 e	5.4 e	6.2 e	1.4 e	1.6 e	1.4 e	1.8 e	1.4 e
China,P.R.: Mainland	924	1,267.5 e	351.1 e	328.1 e	334.9 e	246.9 e	357.8 e	1,071.3 e	412.7 e	250.6 e	271.1 e	243.1 e	306.5 e
India	534	162.2 e	20.8 e	57.3 e	32.2 e	20.4 e	52.3 e	25.4 e	11.5 e	4.5 e	10.6 e	4.7 e	5.6 e
Indonesia	536	4.0 e	0.0 e	0.9 e	1.0 e	1.0 e	1.1 e	6.2 e	1.8 e	2.1 e	1.8 e	1.2 e	1.1 e
Malaysia	548	11.7 e	0.3 e	3.8 e	1.2 e	2.9 e	3.7 e	19.7 e	4.8 e	5.4 e	6.3 e	4.3 e	3.7 e
Maldives	556	0.1 e	0.0 e	0.0 e	0.0 e	0.0 e	0.0 e
Mongolia	948	0.1 e	0.0 e	0.0 e	0.0 e	0.0 e	0.0 e
Nepal	558	1.3 e	0.3 e	0.2 e	0.3 e	0.4 e	0.4 e	0.0 e	0.0 e	0.0 e	0.0 e	0.0 e	0.0 e
Philippines	566	2.5 e	0.0 e	0.1 e	0.6 e	0.8 e	1.0 e	0.7 e	0.2 e	0.2 e	0.2 e	0.2 e	0.2 e
Sri Lanka	524	7.2 e	0.2 e	7.2 e	2.3 e	0.0 e	0.0 e	0.7 e	1.2 e	0.4 e
Thailand	578	1,780.4 e	370.4 e	377.0 e	424.6 e	479.9 e	498.8 e	4,204.0 e	1,181.5 e	1,086.8 e	1,051.2 e	950.2 e	1,115.8 e
Vietnam	582	629.1 e	127.8 e	120.9 e	147.1 e	164.3 e	196.7 e	608.9 e	145.8 e	133.5 e	149.6 e	159.1 e	166.7 e
Europe	170	32.2	0.6	0.8	0.7	29.2	1.5	22.3	8.6	5.4	10.0	3.5	3.4
Emerg. & Dev. Europe	903	4.9	0.4	0.5	0.3	3.5	0.6	5.4	1.2	1.6	1.3	1.8	0.7
Bulgaria	918	0.1 e	0.0 e	0.0 e	0.1 e	0.0 e
Hungary	944	0.0 e	0.0 e	0.0 e	0.0 e	0.0 e	1.2 e	0.0 e	1.2 e	0.0 e
Poland	964	0.0 e	0.0 e	0.0 e	0.0 e	0.0 e	1.6 e	0.3 e	0.7 e	0.3 e	0.1 e	0.5 e
Romania	968	2.8 e	0.0 e	0.0 e	2.8 e	0.0 e	0.7 e	0.0 e
Serbia, Republic of	942	0.5 e	0.0 e	0.0 e	0.0 e	0.2 e	0.2 e
Turkey	186	1.4 e	0.3 e	0.4 e	0.2 e	0.4 e	0.4 e	2.4 e	0.1 e	0.9 e	0.9 e	0.4 e	0.2 e

Lao People's Democratic Republic (544)

In Millions of U.S. Dollars

		Exports (FOB)						Imports (CIF)					
		2016	2015Q4	2016Q1	2016Q2	2016Q3	2016Q4	2016	2015Q4	2016Q1	2016Q2	2016Q3	2016Q4
CIS	901	27.4	0.3	0.3	0.4	25.7	0.9	16.9	7.4	3.8	8.7	1.7	2.7
Belarus	913	0.0 e	0.0 e	0.0 e	0.0 e	0.0 e	2.6 e	0.6 e	0.9 e	1.2 e
Kazakhstan	916	0.1 e	0.0 e	0.0 e	0.0 e	0.0 e	0.0 e	0.0 e
Russian Federation	922	26.5 e	0.1 e	0.1 e	0.2 e	25.5 e	0.7 e	11.7 e	6.5 e	2.2 e	7.2 e	0.8 e	1.6 e
Ukraine	926	0.7 e	0.1 e	0.1 e	0.2 e	0.2 e	0.2 e	2.5 e	0.9 e	1.6 e	0.9 e
Mid East, N Africa, Pak	440	1.0	0.3	0.2	0.2	0.3	0.3	0.9	0.2	0.2	0.2	0.2	0.2
Kuwait	443	0.1 e	0.0 e	0.0 e	0.0 e	0.0 e	0.0 e
Lebanon	446	0.1 e	0.0 e	0.0 e	0.0 e	0.1 e	0.0 e
Morocco	686	0.1 e
Pakistan	564	0.1 e	0.0 e	0.0 e	0.0 e	0.0 e	0.0 e	0.9 e	0.2 e	0.2 e	0.2 e	0.2 e	0.2 e
Saudi Arabia	456	0.2 e	0.1 e	0.1 e	0.1 e	0.0 e	0.0 e
United Arab Emirates	466	0.4 e	0.1 e	0.1 e	0.1 e	0.1 e	0.1 e
Sub-Saharan Africa	603	1.3	0.3	0.3	0.3	0.4	0.4	0.7	0.2	0.1	0.5	0.0	0.1
Angola	614	0.1 e	0.0 e	0.0 e	0.0 e	0.0 e	0.0 e
Kenya	664	0.0 e	0.0 e	0.0 e	0.0 e	0.0 e	0.0 e	0.1 e	0.0 e	0.0 e	0.0 e	0.0 e	0.0 e
Mauritius	684	0.1 e	0.0 e	0.0 e	0.0 e	0.0 e	0.0 e
Nigeria	694	0.8 e	0.2 e	0.2 e	0.2 e	0.2 e	0.2 e
South Africa	199	0.3 e	0.0 e	0.0 e	0.1 e	0.1 e	0.1 e	0.6 e	0.2 e	0.1 e	0.4 e	0.0 e	0.1 e
Western Hemisphere	205	1.1	0.2	0.2	0.3	0.3	0.3	1.3	0.1	0.3	0.2	0.3	0.6
Argentina	213	0.0 e	0.0 e	0.0 e	0.0 e	0.0 e	0.0 e	0.2 e	0.0 e	0.0 e	0.0 e	0.0 e	0.0 e
Belize	339	0.2 e	0.0 e	0.0 e	0.0 e	0.1 e
Brazil	223	0.6 e	0.1 e	0.0 e	0.2 e	0.2 e	0.2 e	0.7 e	0.0 e	0.0 e	0.1 e	0.1 e	0.4 e
Chile	228	0.0 e	0.4 e	0.2 e	0.0 e	0.1 e	0.1 e
Colombia	233	0.1 e	0.0 e	0.0 e	0.0 e	0.0 e	0.0 e	0.0 e	0.0 e	0.0 e	0.0 e	0.0 e
Peru	293	0.1 e	0.0 e	0.0 e	0.0 e	0.0 e	0.0 e
Memorandum Items													
Africa	605	1.4	0.3	0.3	0.4	0.4	0.4	0.7	0.2	0.1	0.5	0.0	0.1
Middle East	405	0.9	0.2	0.2	0.2	0.2	0.3
European Union	998	245.4	52.8	71.0	54.7	73.0	46.7	138.1	54.8	33.4	22.6	36.6	45.4
Export earnings: fuel	080	28.3	0.6	0.5	0.7	25.9	1.2	11.8	6.5	2.2	7.2	0.8	1.6
Export earnings: nonfuel	092	4,436.9	981.5	1,033.3	1,081.5	1,096.4	1,225.7	6,490.7	1,975.8	1,599.8	1,622.8	1,503.9	1,764.2

Latvia (941)

In Millions of U.S. Dollars

		Exports (FOB)						Imports (CIF)					
		2016	2015Q4	2016Q1	2016Q2	2016Q3	2016Q4	2016	2015Q4	2016Q1	2016Q2	2016Q3	2016Q4
IFS World		11,422.8	3,028.5	2,579.7	2,841.9	2,956.3	3,041.9	13,629.0	3,467.7	3,075.9	3,442.9	3,480.0	3,627.3
World	001	12,101.0	3,205.6	2,708.7	3,013.0	3,119.2	3,260.2	14,327.7	3,640.5	3,212.3	3,628.0	3,648.3	3,839.2
Advanced Economies	110	8,490.2	2,120.6	1,916.3	2,130.1	2,201.1	2,242.7	10,397.6	2,591.7	2,278.4	2,644.5	2,663.2	2,811.5
Euro Area	163	5,726.5	1,472.9	1,296.8	1,424.2	1,492.3	1,513.2	8,383.6	2,097.7	1,823.3	2,132.1	2,169.9	2,258.2
Austria	122	49.1	11.6	12.3	13.3	11.3	12.3	149.9	45.1	31.7	41.3	38.9	38.1
Belgium	124	138.8	44.3	29.7	34.6	43.5	30.9	255.6	60.5	53.9	63.7	64.8	73.2
Cyprus	423	31.7	6.8	7.4	12.9	7.3	4.2	12.7	2.8	3.2	3.2	3.6	2.7
Estonia	939	1,392.0	333.8	327.3	355.5	353.4	355.9	1,134.1	258.5	256.9	283.0	296.4	297.8
Finland	172	227.4	57.4	52.2	58.5	61.0	55.6	624.4	177.9	126.5	167.1	153.8	177.0
France	132	195.9	62.6	49.2	49.8	44.8	52.2	326.7	82.0	67.5	81.7	84.8	92.7
Germany	134	828.3	181.7	186.3	191.4	241.7	208.8	1,767.1	424.5	383.3	456.8	442.4	484.6
Greece	174	17.6	4.3	4.3	4.9	3.8	4.6	10.6	2.7	1.7	2.9	3.2	2.8
Ireland	178	32.7	8.1	6.4	7.4	8.4	10.5	60.5	47.2	11.9	11.7	16.8	20.0
Italy	136	161.2	43.0	39.1	43.7	38.7	39.8	530.2	146.8	105.3	134.3	141.3	149.2
Lithuania	946	2,095.8	571.1	475.7	536.0	521.8	562.3	2,412.6	592.6	508.5	603.4	664.1	636.6
Luxembourg	137	11.3	2.6	2.1	3.5	2.6	3.1	27.7	4.9	4.3	7.8	9.5	6.2
Malta	181	10.2	1.7	2.0	2.4	2.8	3.0	2.0	0.6	0.8	0.1	0.4	0.6
Netherlands	138	329.9	82.1	65.9	68.5	89.6	105.9	609.4	141.7	159.0	159.8	141.3	149.3
Portugal	182	21.4	2.6	3.3	3.5	4.4	10.2	27.2	5.4	5.9	6.2	8.5	6.5
Slovak Republic	936	52.6	17.9	11.4	17.2	12.5	11.5	168.2	44.9	39.6	39.8	40.9	48.0
Slovenia	961	11.3	2.6	2.5	2.5	2.8	3.5	43.0	8.0	10.8	12.4	9.5	10.4
Spain	184	119.3	38.5	19.7	18.7	41.9	38.9	221.6	51.8	52.5	56.9	49.7	62.6
Australia	193	12.1	2.6	2.6	3.0	3.2	3.3	1.2	0.1	0.2	0.3	0.3	0.4
Canada	156	22.5	5.3	4.4	6.4	6.2	5.5	55.2	8.3	1.2	3.1	4.0	46.8
China,P.R.: Hong Kong	532	26.8	9.9	5.3	10.1	5.5	5.9	16.4	3.8	3.3	4.1	4.6	4.3
Czech Republic	935	160.6	46.7	32.8	37.8	46.8	43.2	295.4	66.9	64.6	73.9	79.4	77.5
Denmark	128	528.8	122.6	126.3	127.4	131.0	144.1	316.0	82.7	76.5	92.1	73.5	73.9
Iceland	176	18.6	4.3	3.4	4.8	6.3	4.1	5.4	1.3	1.7	1.9	0.8	1.0
Israel	436	28.6	6.6	6.1	7.8	7.5	7.2	10.9	3.4	2.5	3.5	2.3	2.6
Japan	158	52.4	11.2	11.5	12.6	14.3	14.0	21.1	8.9	5.2	4.9	6.6	4.4
Korea, Republic of	542	53.5	12.9	12.2	12.4	13.0	15.8	26.2	11.3	7.0	6.1	6.7	6.4
New Zealand	196	4.3	0.8	0.7	1.0	1.3	1.3	3.5	0.5	0.6	1.6	0.6	0.7
Norway	142	269.3	67.1	61.7	66.8	67.7	73.1	48.5	11.0	11.0	12.6	10.9	14.1
San Marino	135	0.0	0.0	0.0	0.0	0.1	0.0	0.0	0.0	0.0	0.0
Singapore	576	21.1	4.1	4.9	5.3	5.1	5.8	4.7	1.0	1.0	1.3	1.0	1.4
Sweden	144	687.2	149.9	151.5	177.3	172.2	186.3	522.5	133.6	119.7	142.5	132.3	128.0
Switzerland	146	49.2	10.3	16.5	12.4	11.6	8.7	140.5	26.8	40.7	31.7	32.3	35.8
Taiwan Prov.of China	528	6.1	1.5	1.2	1.8	1.4	1.8	81.6	16.2	16.3	19.1	23.6	22.5
United Kingdom	112	649.2	150.6	138.7	178.6	169.1	162.8	351.1	91.8	75.1	84.7	88.8	102.4
United States	111	173.5	41.1	39.7	40.6	46.7	46.6	113.9	26.4	28.3	29.1	25.5	31.0
Emerg. & Dev. Economies	200	3,569.4	1,073.8	783.9	872.5	906.4	1,006.6	3,929.9	1,048.8	933.7	983.5	985.0	1,027.7
Emerg. & Dev. Asia	505	200.2	53.6	48.1	42.1	55.9	54.0	646.8	144.0	149.0	146.9	176.2	174.7
Bangladesh	513	1.7	0.3	0.2	0.5	0.5	0.4	1.7	1.2	1.0	0.2	0.3	0.2
Cambodia	522	0.2	0.1	0.1	0.0	0.0	0.0	1.9	0.5	0.7	0.6	0.2	0.3
China,P.R.: Mainland	924	131.8	26.4	30.2	28.8	32.7	40.0	444.3	98.4	106.6	97.4	120.4	119.9
F.T. French Polynesia	887	0.1	0.0	0.0	0.0	0.0	0.0
India	534	32.6	7.3	5.2	6.0	15.6	5.8	46.6	8.6	8.6	10.4	13.2	14.4
Indonesia	536	0.8	10.2	0.2	0.2	0.1	0.3	3.7	1.3	1.0	1.1	0.8	0.8
Lao People's Dem.Rep	544	0.2	0.0	0.0	0.0	0.1	0.1	0.1	0.0	0.0	0.1
Malaysia	548	7.8	3.2	3.1	0.9	1.8	2.0	10.9	1.9	2.4	2.5	3.3	2.6
Maldives	556	0.3	0.1	0.1	0.1	0.1	0.1	0.0	0.0
Marshall Islands	867	0.3	0.4	0.2	0.1	0.0	0.0	0.1	0.0	0.1
Mongolia	948	1.2	0.1	0.2	0.4	0.3	0.3	0.0	0.0
Myanmar	518	0.2	0.0	0.1	0.0	0.1	0.0	0.1	0.0	0.0	0.0	0.0
Nepal	558	0.2	0.1	0.0	0.0	0.0	0.1	0.0	0.0	0.0	0.0	0.0	0.0
Papua New Guinea	853	0.1	0.0	0.1	0.0	0.0	0.0
Philippines	566	4.7	0.3	3.8	0.4	0.1	0.4	1.1	0.2	0.3	0.1	0.4	0.4
Sri Lanka	524	0.5	0.1	0.1	0.2	0.1	0.2	5.6	1.5	1.6	1.5	1.2	1.2
Thailand	578	12.6	3.8	3.2	3.3	3.0	3.1	9.0	2.1	1.8	2.8	2.4	1.9
Vanuatu	846	0.1	0.0	0.0	0.0	0.1

Latvia (941)

In Millions of U.S. Dollars

		Exports (FOB)						Imports (CIF)					
		2016	2015Q4	2016Q1	2016Q2	2016Q3	2016Q4	2016	2015Q4	2016Q1	2016Q2	2016Q3	2016Q4
Vietnam	582	4.7	1.1	1.2	1.2	1.1	1.2	121.9	28.3	25.1	30.3	33.8	32.8
Europe	170	2,852.8	803.0	567.5	718.0	731.0	836.3	3,220.5	894.2	773.2	807.1	798.2	842.0
Emerg. & Dev. Europe	903	944.0	262.3	211.5	237.9	262.4	232.2	1,775.7	448.9	391.0	473.9	470.1	440.7
Albania	914	1.1	0.5	0.2	0.3	0.3	0.3	0.2	0.0	0.0	0.0	0.1
Bosnia and Herzegovina	963	3.6	0.9	1.0	1.1	1.0	0.6	0.4	0.1	0.0	0.0	0.2	0.1
Bulgaria	918	44.1	7.7	13.4	8.0	11.6	11.0	32.1	6.3	5.3	10.6	8.2	7.9
Croatia	960	4.6	0.7	0.9	1.2	1.2	1.3	12.0	3.4	1.9	2.7	2.9	4.5
Faroe Islands	816	2.2	0.4	0.5	0.9	0.2	0.6	0.3	0.0	0.0	0.1	0.0	0.2
Gibraltar	823	43.6	0.1	0.0	0.0	43.5	0.0	0.0	0.0
Hungary	944	46.5	13.3	10.3	12.4	12.6	11.2	138.2	39.6	27.0	38.7	35.3	37.3
Kosovo	967	0.5	0.2	0.1	0.2	0.1	0.2	0.0	0.0
Macedonia, FYR	962	2.0	0.7	0.5	0.3	0.7	0.4	1.9	0.5	0.4	0.7	0.5	0.3
Montenegro	943	0.2	0.1	0.1	0.1	0.0	0.0	0.0	0.0	0.0	0.0
Poland	964	602.1	157.8	138.4	152.9	148.7	162.1	1,480.0	366.1	333.2	394.6	395.6	356.6
Romania	968	22.1	5.8	4.2	5.2	6.5	6.3	19.8	5.8	4.6	5.2	6.1	3.9
Serbia, Republic of	942	6.6	1.5	1.2	1.7	1.5	2.2	3.3	1.1	0.7	0.8	1.0	0.8
Turkey	186	164.9	72.7	40.8	53.5	34.6	35.9	87.5	25.9	17.8	20.4	20.3	29.0
CIS	901	1,908.8	540.7	356.0	480.1	468.6	604.1	1,444.8	445.3	382.2	333.2	328.1	401.3
Armenia	911	3.7	1.4	0.5	0.9	1.1	1.2	1.4	0.7	0.3	0.3	0.3	0.5
Azerbaijan, Rep. of	912	14.3	5.8	1.6	3.0	4.4	5.3	1.3	0.0	0.7	0.0	0.0	0.5
Belarus	913	133.8	45.7	26.2	31.3	36.9	39.3	212.5	63.2	50.6	60.9	55.9	45.1
Georgia	915	16.8	6.2	2.4	4.5	4.5	5.4	4.7	2.1	1.2	1.1	1.0	1.4
Kazakhstan	916	78.7	23.6	14.9	18.7	20.4	24.7	7.2	2.9	2.5	1.1	1.2	2.4
Kyrgyz Republic	917	14.3	6.0	2.6	6.3	1.6	3.9	5.5	1.2	1.0	2.1	1.2	1.1
Moldova	921	15.5	4.6	3.2	3.0	3.8	5.4	5.4	1.7	1.2	1.4	1.2	1.7
Russian Federation	922	1,372.5	390.3	245.5	343.9	334.7	448.4	1,064.6	339.1	294.9	230.4	232.3	307.1
Tajikistan	923	6.4	1.9	1.0	1.0	1.8	2.5	0.1	0.1
Turkmenistan	925	22.6	3.6	4.5	6.7	3.9	7.5	0.0
Ukraine	926	123.6	34.3	26.7	25.7	33.1	38.1	122.5	29.6	27.3	30.4	31.2	33.6
Uzbekistan	927	106.7	17.1	26.8	35.1	22.5	22.4	19.4	4.6	2.6	5.4	3.6	7.9
Mid East, N Africa, Pak	440	368.5	171.4	115.2	66.6	92.5	94.3	16.8	3.6	5.0	3.5	4.0	4.3
Afghanistan, I.R. of	512	2.1	0.7	0.7	0.5	0.5	0.5	0.0	0.0	0.0	0.0
Algeria	612	70.5	54.4	15.6	0.0	33.2	21.6
Bahrain, Kingdom of	419	0.3	0.1	0.1	0.1	0.0	0.1	0.0	0.0	0.0	0.0	0.0
Djibouti	611	9.8	0.0	9.6	0.1	0.1	0.0
Egypt	469	62.5	17.5	19.3	15.0	14.6	13.7	2.1	0.2	1.2	0.5	0.2	0.2
Iran, I.R. of	429	3.6	0.2	0.3	0.2	2.0	1.2	0.2	0.0	0.1	0.0	0.0	0.0
Iraq	433	3.9	0.9	0.7	0.9	1.3	1.1	0.0	0.0	0.0	0.0	0.0
Jordan	439	2.8	0.6	0.9	0.4	0.7	0.9	0.1	0.0	0.0	0.1	0.0	0.0
Kuwait	443	1.9	0.5	0.5	0.4	0.6	0.4	0.7	0.0	0.7	0.0	0.1	0.0
Lebanon	446	6.1	2.4	1.8	1.6	1.2	1.5	0.2	1.1	0.1	0.0	0.1	0.0
Libya	672	3.3	8.1	0.6	0.9	0.8	0.9
Mauritania	682	4.8	5.8	4.7	0.0	0.1	0.0	0.2	0.1	0.1	0.1
Morocco	686	14.2	1.5	7.1	2.5	3.2	1.5	3.0	0.3	1.1	0.4	0.3	1.2
Oman	449	2.4	0.2	0.4	0.3	0.9	0.9	0.0
Pakistan	564	12.8	5.3	3.5	2.9	3.1	3.3	4.4	0.8	1.0	1.0	1.1	1.4
Qatar	453	1.3	0.4	0.4	0.3	0.3	0.4	0.0	0.0	0.0	0.0
Saudi Arabia	456	69.0	57.5	20.4	10.4	13.7	24.6	0.1	0.1	0.0	0.0	0.1	0.0
Sudan	732	0.1	0.0	0.1	0.0	0.0
Syrian Arab Republic	463	0.3	0.1	0.0	0.1	0.0	0.1	0.0	0.0	0.0
Tunisia	744	5.8	1.8	2.5	1.6	0.5	1.2	0.3	0.0	0.1	0.0	0.1	0.0
United Arab Emirates	466	85.3	13.3	26.2	23.1	15.6	20.4	5.4	0.9	0.7	1.3	1.9	1.4
Yemen, Republic of	474	5.5	0.1	5.5	0.0	0.0
Sub-Saharan Africa	603	90.7	31.3	42.3	28.2	10.0	10.3	4.9	1.3	0.8	0.9	1.5	1.7
Angola	614	9.3	4.0	0.6	0.5	3.8	4.3
Benin	638	0.3	0.1	0.2	0.1	0.0	0.0	0.0	0.0
Botswana	616	0.1	0.0	0.0	0.1
Burkina Faso	748	0.4	0.2	0.2	0.1	0.0	0.1	0.4	0.1	0.1	0.1	0.1	0.1
Cameroon	622	0.2	0.1	0.0	0.0	0.0	0.1
Chad	628	9.4	0.0	9.1	0.0	0.1	0.1	0.0	0.0	0.0

Latvia (941)

In Millions of U.S. Dollars

		Exports (FOB)						Imports (CIF)					
		2016	2015Q4	2016Q1	2016Q2	2016Q3	2016Q4	2016	2015Q4	2016Q1	2016Q2	2016Q3	2016Q4
Comoros	632	0.0	0.1	0.0	0.0	0.0	0.0
Congo, Dem. Rep. of	636	0.1	0.2	0.0	0.1	0.0
Congo, Republic of	634	0.7	0.2	0.2	0.3	0.0	0.2
Côte d'Ivoire	662	0.3	0.1	0.0	0.2	0.0	0.1	0.3	0.1	0.2
Equatorial Guinea	642	0.6	0.2	0.1	0.2	0.1	0.1
Ethiopia	644	10.0	0.1	9.9	0.0	0.1	0.1	0.0	0.0
Gabon	646	0.4	0.1	0.1	0.1	0.0	0.1
Gambia, The	648	0.2	0.1	0.0	0.1	0.1	0.1
Ghana	652	2.9	0.5	1.0	1.4	0.2	0.3	1.1	0.8	0.1	0.0	0.3	0.8
Guinea	656	0.2	0.2	0.1	0.1	0.0	0.0	0.1	0.1
Kenya	664	25.1	15.0	8.1	16.6	0.2	0.2	0.1	0.0	0.0	0.0	0.1
Liberia	668	0.3	0.1	0.1	0.1	0.1	0.0
Madagascar	674	0.2	0.2	0.0	0.1	0.1	0.1	0.0	0.0	0.0	0.0	0.0	0.0
Mali	678	0.3	0.0	0.0	0.2	0.0	0.1
Mauritius	684	0.1	0.1	0.0	0.1	0.0	0.0	0.1	0.0	0.0	0.0	0.0	0.0
Mozambique	688	0.1	0.1	0.0	0.1	0.0	0.0
Namibia	728	0.1	0.0	0.0	0.0	0.0	0.0	0.0	0.0	0.0
Niger	692	0.2	0.2	0.1	0.2	0.0
Nigeria	694	4.6	1.0	2.6	0.9	0.5	0.6	0.1	0.0	0.0	0.0	0.0	0.0
Rwanda	714	0.7	0.4	0.5	0.2	0.0	0.0	0.0	0.0	0.0	0.0
Senegal	722	3.6	0.1	0.0	3.5	0.1	0.0	0.1	0.0	0.0
Seychelles	718	0.4	0.2	0.1	0.0	0.1	0.1	0.7	0.3	0.2	0.2
Sierra Leone	724	0.8	0.4	0.2	0.4	0.1	0.2
South Africa	199	11.3	3.2	2.2	2.6	3.4	3.2	1.5	0.3	0.2	0.4	0.7	0.2
Tanzania	738	0.4	1.4	0.3	0.0	0.0	0.0	0.1	0.0	0.0	0.1	0.0	0.0
Togo	742	0.7	1.2	0.1	0.1	0.3	0.1	0.0
Uganda	746	6.6	1.5	6.3	0.2	0.0	0.0	0.2	0.0	0.0	0.0	0.1	0.2
Zambia	754	0.1	0.0	0.0	0.0	0.0	0.0	0.0	0.0	0.0
Western Hemisphere	205	57.1	14.6	10.7	17.6	17.0	11.8	40.9	5.8	5.7	25.1	5.0	5.0
Antigua and Barbuda	311	0.3	0.1	0.1	0.1	0.1	0.1	0.0	0.0
Argentina	213	3.1	1.0	0.8	0.8	0.6	0.9	7.8	2.3	2.6	1.9	2.1	1.3
Bahamas, The	313	0.3	0.4	0.1	0.1	0.1	0.0
Barbados	316	0.1	0.0	0.0	0.0	0.0	0.0
Belize	339	0.8	0.1	0.0	0.1	0.0	0.7	0.1	0.1
Bermuda	319	2.9	0.8	2.1	0.0	0.0	19.4	19.4
Bolivia	218	0.7	0.2	0.3	0.1	0.1	0.2	0.1	0.0	0.0	0.1	0.1
Brazil	223	5.2	1.3	0.9	1.1	1.8	1.4	3.0	1.0	0.6	1.0	0.6	0.9
Chile	228	4.9	1.7	0.9	1.6	1.0	1.4	3.7	0.8	0.8	1.2	0.7	1.0
Colombia	233	2.7	0.6	0.4	0.7	1.1	0.5	0.2	0.0	0.0	0.1	0.1	0.0
Costa Rica	238	0.6	0.1	0.1	0.2	0.2	0.1	0.0	0.0	0.0	0.0	0.0	0.0
Curacao	354	0.2	0.0	0.1	0.0	0.0	0.0	0.0
Dominica	321	0.0	0.1	0.0	0.0	0.0
Dominican Republic	243	1.1	0.2	0.2	0.2	0.3	0.4	0.1	0.0	0.0	0.0	0.0	0.0
Ecuador	248	2.7	1.1	0.7	0.5	1.0	0.5	0.0	0.0	0.0	0.0	0.0
El Salvador	253	0.1	0.0	0.0	0.1	0.0	0.0	0.0	0.0	0.0	0.0	0.0	0.0
Greenland	326	0.1	0.0	0.1	0.0	0.0	0.0	0.6	0.6
Guatemala	258	0.8	0.2	0.2	0.2	0.2	0.2	0.0	0.0	0.0	0.0
Honduras	268	0.9	0.2	0.2	0.2	0.3	0.2	0.0	0.0	0.0	0.0	0.0	0.0
Mexico	273	6.9	1.7	1.8	1.9	1.6	1.7	5.4	1.5	1.6	1.5	1.3	1.0
Nicaragua	278	0.3	0.1	0.1	0.0	0.1	0.1	0.1	0.0	0.0	0.0	0.0	0.0
Panama	283	1.5	0.5	0.2	0.4	0.6	0.3	0.0	0.0	0.0	0.0	0.0
Paraguay	288	15.1	3.5	1.5	5.6	6.4	1.6	0.1	0.0	0.0	0.0	0.0	0.0
Peru	293	3.4	0.6	0.8	1.0	0.8	0.8	0.1	0.1	0.0	0.0	0.0	0.0
Sint Maarten	352	0.1	0.0	0.0	0.0	0.0	0.0
St. Kitts and Nevis	361	0.1	0.1	0.0	0.0	0.0	0.0
St. Vincent & Grens.	364	0.2	0.1	0.1	0.0	0.1	0.0	0.0	0.0
Trinidad and Tobago	369	0.1	0.0	0.0	0.0	0.0	0.0	0.0	0.0
Uruguay	298	1.0	0.1	0.1	0.4	0.2	0.3	0.1	0.0	0.0	0.0	0.0
Venezuela, Rep. Bol.	299	0.1	0.0	0.0	0.0	0.0	0.1
Western Hem. n.s.	399	0.6	0.3	0.1	0.2	0.2	0.2

Latvia (941)

In Millions of U.S. Dollars

		Exports (FOB)						Imports (CIF)					
		2016	2015Q4	2016Q1	2016Q2	2016Q3	2016Q4	2016	2015Q4	2016Q1	2016Q2	2016Q3	2016Q4
Other Countries n.i.e	910	0.0	0.0	0.0	0.1	0.1
Cuba	928	0.0	0.0	0.0	0.1	0.1
Special Categories	899	32.2	8.2	6.6	8.1	8.9	8.5
Countries & Areas n.s.	898	9.2	3.1	2.0	2.3	2.7	2.2
Memorandum Items													
Africa	605	196.0	94.8	81.8	32.3	47.0	34.8	8.4	1.6	2.1	1.4	2.0	2.9
Middle East	405	248.3	101.9	71.4	59.1	51.8	66.0	8.8	2.4	2.7	2.0	2.4	1.7
European Union	998	8,471.7	2,127.9	1,913.3	2,125.0	2,191.8	2,241.6	11,550.7	2,893.9	2,531.3	2,977.2	2,992.0	3,050.2
Export earnings: fuel	080	1,766.3	566.5	345.8	417.6	438.8	564.1	1,080.0	343.1	299.6	233.0	235.8	311.6
Export earnings: nonfuel	092	10,334.7	2,639.1	2,362.9	2,595.4	2,680.4	2,696.1	13,247.7	3,297.4	2,912.7	3,395.0	3,412.5	3,527.6

Lebanon (446)

In Millions of U.S. Dollars

		Exports (FOB)						Imports (CIF)					
		2016	2015Q4	2016Q1	2016Q2	2016Q3	2016Q4	2016	2015Q4	2016Q1	2016Q2	2016Q3	2016Q4
IFS World		964.6	828.7	4,967.3	4,744.4
World	001	2,976.6	718.7	634.2	752.9	841.5	748.1	18,705.3	4,848.1	4,621.7	4,772.0	4,846.1	4,465.4
Advanced Economies	110	569.2	147.6	128.1	143.4	132.7	165.0	9,510.4	2,533.5	2,439.0	2,439.3	2,280.4	2,351.6
Euro Area	163	257.4	61.2	67.7	66.4	55.6	67.7	6,235.4	1,705.8	1,556.9	1,609.5	1,531.9	1,537.1
Austria	122	2.0	0.5	0.3	1.0	0.3	0.5	77.2	21.9	17.2	19.9	17.5	22.6
Belgium	124	16.9	2.0	3.5	9.0	2.4	2.0	273.4	75.0	60.7	71.9	74.8	66.0
Cyprus	423	12.6	3.6	2.6	3.8	2.9	3.3	23.9	6.4	3.8	4.0	10.6	5.5
Estonia	939	0.1	0.1	0.0	0.0	3.8	0.6	0.5	0.8	0.8	1.6
Finland	172	0.4	0.2	0.1	0.1	0.1	0.1	42.9	6.3	8.9	11.4	16.2	6.4
France	132	44.2	11.3	7.7	10.6	12.6	13.2	715.9	274.4	175.7	179.5	169.0	191.6
Germany	134	61.8	10.4	21.9	13.2	7.9	18.7	1,161.1	324.8	241.9	318.6	304.7	295.9
Greece	174	18.7	6.3	5.0	4.9	2.3	6.5	1,074.1	201.1	182.0	272.6	299.3	320.2
Ireland	178	1.1	0.3	0.5	0.4	0.0	0.1	160.8	28.7	40.5	43.9	40.5	35.9
Italy	136	34.8	11.2	10.2	7.3	7.3	9.9	1,409.0	287.5	344.9	373.7	331.5	358.9
Latvia	941	0.4	0.1	0.2	0.0	0.2	0.0	8.3	1.9	1.8	2.0	1.9	2.5
Lithuania	946	0.9	0.0	0.1	0.2	0.2	0.4	5.0	1.3	1.5	1.2	1.1	1.2
Luxembourg	137	0.1	0.0	0.0	0.0	0.0	0.1	3.0	0.5	0.6	0.3	0.9	1.2
Malta	181	0.6	0.1	0.2	0.1	0.2	0.1	1.1	0.5	0.2	0.5	0.3	0.1
Netherlands	138	25.8	5.5	5.6	7.9	5.3	6.9	645.8	299.1	345.2	149.3	100.5	50.8
Portugal	182	6.6	1.1	1.7	1.2	1.3	2.3	86.6	17.1	18.4	25.5	25.0	17.6
Slovak Republic	936	0.1	0.0	0.0	0.0	0.0	47.2	11.8	9.4	12.3	14.5	11.0
Slovenia	961	1.9	1.7	0.1	0.3	1.5	0.1	16.6	3.4	3.4	6.0	4.5	2.7
Spain	184	28.5	6.8	7.8	6.2	11.1	3.4	479.9	143.6	100.1	115.9	118.5	145.4
Australia	193	13.6	3.3	3.0	3.5	3.2	3.9	39.9	10.7	10.4	11.0	9.3	9.1
Canada	156	20.1	5.7	4.1	5.9	5.0	5.1	119.0	23.6	33.2	26.7	23.7	35.6
China,P.R.: Hong Kong	532	15.9	2.4	7.0	1.9	4.7	2.3	23.3	5.1	3.9	2.9	11.9	4.7
China,P.R.: Macao	546	0.0	0.0	0.0	0.1	0.0	0.0	0.0	0.0	0.0
Czech Republic	935	0.5	0.4	0.1	0.1	0.2	0.1	80.3	18.9	17.7	19.0	18.1	25.5
Denmark	128	3.3	1.7	0.8	0.8	0.9	0.8	110.9	31.5	32.4	31.0	25.5	22.0
Iceland	176	0.2	0.0	0.1	0.0	0.0	0.0	0.1	0.0	0.0	0.0	0.0	0.0
Japan	158	11.2	1.0	2.9	2.1	3.0	3.2	395.6	102.4	98.5	106.4	92.5	98.1
Korea, Republic of	542	39.9	14.1	8.6	10.6	9.1	11.5	219.0	59.6	56.5	56.7	58.7	47.2
New Zealand	196	0.9	0.4	0.1	0.3	0.2	0.3	9.3	4.9	2.5	1.3	1.2	4.4
Norway	142	0.6	0.2	0.2	0.1	0.1	0.1	20.9	6.6	6.0	4.3	4.8	5.8
San Marino	135	3.5	1.8	0.8	0.7	0.1
Singapore	576	1.3	0.2	0.3	0.7	0.1	0.2	30.2	11.2	7.6	7.7	8.3	6.6
Sweden	144	17.8	5.0	5.3	4.9	4.0	3.6	100.9	23.6	23.1	32.8	22.9	22.0
Switzerland	146	94.2	14.6	6.5	21.8	26.6	39.3	399.7	103.8	96.0	88.3	70.3	145.1
Taiwan Prov.of China	528	0.9	0.2	0.3	0.1	0.2	0.3	97.0	24.5	22.1	25.5	27.8	21.6
United Kingdom	112	37.5	15.5	9.3	9.3	7.4	11.5	441.4	124.1	90.7	130.2	105.2	115.2
United States	111	54.2	21.6	11.7	14.8	12.5	15.1	1,184.1	277.2	379.7	285.4	267.5	251.5
Emerg. & Dev. Economies	200	2,371.7	563.6	494.9	601.2	701.5	574.1	9,130.0	2,304.5	2,170.5	2,297.7	2,555.9	2,105.9
Emerg. & Dev. Asia	505	37.8	9.3	5.9	15.3	7.9	8.7	2,999.8	715.5	737.3	731.9	805.4	725.2
Bangladesh	513	7.5	0.3	0.0	6.9	0.3	0.2	38.8	8.6	10.2	8.4	11.1	9.2
Brunei Darussalam	516	0.2	0.0	0.0	0.1	0.1	0.0	0.0	0.0	0.0
Cambodia	522	0.0	0.0	0.0	12.5	2.3	3.4	2.1	4.5	2.5
China,P.R.: Mainland	924	7.0	1.5	0.9	1.6	2.1	2.5	2,094.1	492.2	522.4	491.4	581.6	498.8
Fiji	819	0.1	0.1	0.0	0.0
India	534	13.0	4.9	3.5	4.0	2.4	3.0	280.1	74.0	69.0	76.0	66.4	68.7
Indonesia	536	1.0	0.5	0.2	0.4	0.3	0.2	100.7	25.4	25.0	28.5	21.7	25.4
Lao People's Dem.Rep	544	0.1	0.0	0.0	0.0	0.1	0.0
Malaysia	548	2.2	1.1	0.4	0.7	0.4	0.7	82.6	20.6	17.6	21.6	20.8	22.6
Maldives	556	1.2	0.1	0.0	0.2	0.9	0.1	0.0	0.0	0.0	0.0	0.0	0.0
Mongolia	948	0.1	0.0	0.0	0.0	0.0
Myanmar	518	1.5	0.2	0.4	0.4	0.6	0.2	2.1	0.3	0.3	0.7	0.6	0.5
Nepal	558	0.1	0.0	0.1	0.5	0.3	0.2	0.1	0.1	0.1
Philippines	566	0.3	0.2	0.0	0.0	0.1	0.1	11.7	3.1	3.5	3.8	2.1	2.3
Sri Lanka	524	0.4	0.1	0.1	0.1	0.1	0.1	24.3	4.5	6.1	5.6	5.6	7.0
Thailand	578	2.9	0.4	0.3	0.9	0.5	1.2	233.0	59.4	53.0	68.7	57.6	53.7
Vietnam	582	0.4	0.1	0.1	0.0	0.1	0.2	119.3	24.7	26.5	25.0	33.4	34.5

Lebanon (446)

In Millions of U.S. Dollars

		Exports (FOB)						Imports (CIF)					
		2016	2015Q4	2016Q1	2016Q2	2016Q3	2016Q4	2016	2015Q4	2016Q1	2016Q2	2016Q3	2016Q4
Europe	170	105.2	27.0	21.0	25.2	24.7	34.2	2,377.0	580.6	591.3	536.3	668.1	581.3
Emerg. & Dev. Europe	903	97.0	23.9	19.5	22.1	22.9	32.5	1,277.9	335.5	283.5	290.1	341.2	363.0
Albania	914	0.1	0.0	0.0	0.0	0.0	0.0	1.7	0.5	0.5	0.4	0.4	0.4
Bosnia and Herzegovina	963	0.1	0.0	0.0	0.0	0.0	3.0	0.6	0.3	0.5	1.2	1.1
Bulgaria	918	12.2	1.6	3.5	0.4	5.0	3.4	126.3	14.6	9.9	17.4	58.5	40.5
Croatia	960	0.1	0.0	0.0	0.0	0.0	0.1	37.0	8.0	4.3	9.3	11.7	11.7
Faroe Islands	816	0.3	0.0	0.1	0.1	0.1
Gibraltar	823	13.8	1.8	12.0
Hungary	944	0.2	0.1	0.0	0.0	0.1	0.0	116.5	28.1	24.7	27.5	35.8	28.5
Macedonia, FYR	962	6.7	0.0	2.2	4.4	1.3	0.3	0.4	0.3	0.3	0.3
Poland	964	3.6	2.7	1.0	1.6	0.5	0.5	111.0	26.9	23.8	26.1	29.8	31.2
Romania	968	2.3	0.3	0.5	0.5	1.0	0.3	195.5	81.1	54.4	39.2	54.8	47.1
Serbia, Republic of	942	0.3	0.1	0.0	0.0	0.2	6.7	1.4	0.8	2.0	1.9	2.0
Turkey	186	71.5	19.0	14.3	17.2	12.0	28.0	664.7	174.1	164.4	167.4	145.0	188.0
CIS	901	8.1	3.1	1.6	3.1	1.8	1.7	1,099.2	245.1	307.8	246.2	326.8	218.3
Armenia	911	0.9	0.4	0.1	0.2	0.3	0.3	0.2	0.1	0.0	0.0	0.0	0.1
Azerbaijan, Rep. of	912	2.7	0.6	0.2	1.6	0.5	0.4	11.5	6.3	2.5	9.1	0.0	0.0
Belarus	913	0.0	0.0	0.0	0.5	0.2	0.0	0.1	0.1	0.3
Georgia	915	0.2	0.1	0.0	0.0	0.1	0.0	51.8	0.0	21.5	7.0	23.1	0.2
Kazakhstan	916	0.2	0.2	0.0	0.1	0.0	0.1	8.4	2.8	0.0	5.4	1.1	1.8
Kyrgyz Republic	917	0.1	0.1
Moldova	921	0.5	0.2	0.2	13.7	4.7	1.1	6.0	2.8	3.8
Russian Federation	922	3.1	1.6	0.8	1.0	0.7	0.6	718.6	168.9	230.5	138.6	236.1	113.4
Turkmenistan	925	0.1	0.0	0.0	0.0	0.0	0.0
Ukraine	926	0.7	0.2	0.2	0.1	0.1	0.3	293.9	62.1	52.0	79.9	63.4	98.6
Uzbekistan	927	0.0	0.0	0.0	0.4	0.0	0.1	0.0	0.2	0.2
Europe n.s.	884	0.1	0.1	0.0	0.0	0.0	0.0
Mid East, N Africa, Pak	440	1,317.1	400.0	321.8	341.0	301.1	353.1	2,674.9	770.9	619.7	766.2	752.3	536.7
Afghanistan, I.R. of	512	0.1	0.0	0.1	0.0	0.1	0.0	0.0	0.0
Algeria	612	26.9	9.3	5.8	7.3	7.2	6.5	40.8	7.4	14.8	4.5	6.3	15.3
Bahrain, Kingdom of	419	15.8	5.5	2.9	3.5	2.6	6.7	18.3	4.5	2.6	4.3	5.2	6.2
Djibouti	611	2.7	1.0	1.1	0.8	0.6	0.3
Egypt	469	58.1	22.9	16.0	12.6	15.3	14.2	773.6	110.2	123.5	149.6	289.1	211.4
Iran, I.R. of	429	17.5	4.8	4.1	3.0	4.3	6.2	44.9	16.0	14.1	9.4	7.9	13.5
Iraq	433	161.7	53.4	37.7	47.3	40.0	36.8	3.9	0.8	0.5	1.1	1.1	1.2
Jordan	439	99.6	28.9	26.1	25.0	20.4	28.1	206.0	35.1	45.3	66.4	62.7	31.6
Kuwait	443	75.6	16.6	13.8	18.8	19.0	24.0	546.6	310.2	129.3	270.3	143.9	3.1
Libya	672	7.2	5.0	1.9	2.3	1.2	1.8	20.1	4.6	7.1	1.3	6.0	5.6
Mauritania	682	0.9	0.3	0.2	0.2	0.3	0.2	1.8	0.5	0.5	0.5	0.4	0.4
Morocco	686	12.7	3.3	2.9	3.2	3.0	3.7	71.7	21.2	19.1	20.0	18.2	14.4
Oman	449	22.6	6.6	5.6	5.5	5.2	6.3	14.4	5.9	2.2	5.5	3.6	3.1
Pakistan	564	2.7	0.6	0.9	0.6	0.6	0.6	23.0	7.3	6.5	5.4	5.2	5.9
Qatar	453	75.7	17.0	18.3	21.2	15.7	20.6	17.8	8.0	3.8	5.5	3.5	4.9
Saudi Arabia	456	266.7	81.1	73.4	72.7	60.5	60.1	371.3	98.3	101.9	91.7	87.4	90.3
Somalia	726	0.2	0.2	0.0	0.0	0.0	0.1	0.3	0.0	0.0	0.2	0.0	0.0
Sudan	732	13.8	5.1	3.1	4.6	3.2	2.7	28.0	7.0	7.5	7.5	5.0	8.0
Syrian Arab Republic	463	198.9	52.1	43.2	42.6	41.9	71.2	130.5	35.7	43.6	27.5	22.7	36.6
Tunisia	744	10.4	1.4	3.3	1.4	2.0	3.8	24.0	5.1	7.6	5.0	7.5	3.9
United Arab Emirates	466	238.7	82.8	59.8	65.4	56.4	57.1	337.3	92.8	89.6	90.3	76.6	80.8
Yemen, Republic of	474	8.8	2.0	1.8	3.0	1.7	2.3	0.5	0.1	0.1	0.2	0.1	0.1
Middle East n.s.	489	0.2	0.1	0.0	0.2
Sub-Saharan Africa	603	891.4	124.8	143.7	215.4	357.9	174.5	514.6	83.9	108.3	143.3	159.0	104.0
Angola	614	9.0	4.3	2.5	2.2	1.5	2.8	1.2	0.1	0.6	0.5	0.1
Benin	638	6.0	2.3	2.6	1.5	1.1	0.8	74.9	13.6	21.1	20.8	19.4	13.6
Burkina Faso	748	3.8	1.2	0.7	1.0	1.2	0.9	1.0	0.1	0.2	0.2	0.1	0.5
Burundi	618	0.1	0.0	0.1	0.0	0.0	0.0
Cabo Verde	624	0.3	0.0	0.1	0.1	0.1	0.1	0.0	0.0	0.0
Cameroon	622	7.3	1.7	1.9	2.4	1.1	2.0	4.3	1.9	1.2	1.2	0.7	1.2
Central African Rep.	626	2.7	1.2	0.3	0.8	0.7	0.8	0.2	0.0	0.1	0.1	0.1
Chad	628	0.6	0.2	0.3	0.2	0.1	0.1

Lebanon (446)

In Millions of U.S. Dollars

		Exports (FOB)						Imports (CIF)					
		2016	2015Q4	2016Q1	2016Q2	2016Q3	2016Q4	2016	2015Q4	2016Q1	2016Q2	2016Q3	2016Q4
Comoros	632	0.4	0.1	0.1	0.2	0.0	0.0	0.0	0.0	0.0
Congo, Republic of	634	30.6	9.2	10.5	7.5	5.8	6.9	1.9	0.2	0.5	0.5	0.7	0.2
Côte d'Ivoire	662	42.2	8.8	9.0	10.5	11.6	11.2	4.6	1.7	1.5	1.2	0.9	1.1
Equatorial Guinea	642	3.9	2.0	1.3	1.0	0.7	0.9	1.5	0.3	0.2	0.4	0.3	0.5
Ethiopia	644	4.7	0.1	1.5	0.2	2.5	0.4	1.2	0.3	0.3	0.3	0.4	0.1
Gabon	646	12.1	3.3	3.5	2.5	1.8	4.3	0.7	0.3	0.2	0.3	0.1	0.2
Gambia, The	648	2.0	0.7	0.6	0.3	0.5	0.5	0.0	0.0	0.0	0.0	0.0
Ghana	652	18.9	8.0	5.2	5.2	5.1	3.5	125.5	1.5	9.1	43.7	57.0	15.9
Guinea	656	14.0	3.7	3.0	3.7	3.0	4.3	47.7	2.3	8.1	10.9	17.9	10.9
Guinea-Bissau	654	0.1	0.1	0.0	0.0	0.1
Kenya	664	2.2	0.6	0.7	0.7	0.3	0.5	1.0	0.5	0.2	0.3	0.3	0.3
Lesotho	666	0.6	0.1	0.1	0.1	0.3	0.1
Liberia	668	18.8	5.3	4.6	5.2	4.7	4.3	0.0	0.0	0.0	0.0	0.0
Madagascar	674	0.0	0.0	0.0	0.0	1.4	0.2	0.4	0.3	0.4	0.3
Malawi	676	0.3	0.1	0.0	0.1	0.2	2.0	0.6	0.9	0.5
Mali	678	6.1	0.8	0.9	2.4	1.1	1.6	2.0	1.3	1.0	0.7	0.3	0.0
Mauritius	684	0.4	0.0	0.0	0.4	0.7	0.2	0.1	0.1	0.3	0.2
Mozambique	688	1.7	0.2	0.5	0.2	0.2	0.9	7.7	0.3	0.8	1.2	3.3	2.3
Namibia	728	0.0	0.0	0.8	0.1	0.1	0.2	0.2	0.3
Niger	692	1.2	0.1	0.4	0.2	0.3	0.2	0.0	0.0	0.0	0.0
Nigeria	694	32.9	13.1	8.7	10.0	7.9	6.3	5.4	0.7	1.4	2.2	1.1	0.7
Rwanda	714	0.3	0.0	0.0	0.1	0.2	0.0	0.0	0.0
São Tomé & Príncipe	716	0.2	0.1	0.0	0.0	0.1	0.0
Senegal	722	7.2	1.7	1.3	2.7	1.7	1.5	15.3	3.8	3.5	3.1	5.7	3.1
Seychelles	718	0.5	0.1	0.2	0.1	0.1	0.5	0.1	0.0	0.0	0.5	0.0
Sierra Leone	724	10.5	3.1	2.8	2.8	2.0	2.9	0.7	0.4	0.1	0.0	0.5	0.2
South Africa	199	628.3	44.8	74.3	145.6	297.7	110.7	39.9	17.8	13.4	10.4	7.0	9.1
Swaziland	734	0.1	0.1	0.0	0.2	0.0	0.1	0.0	0.0	0.1
Tanzania	738	3.3	1.0	1.0	1.4	0.5	0.4	0.4	0.1	0.1	0.1	0.1	0.1
Togo	742	4.1	1.5	1.0	1.1	0.7	1.2	167.3	35.6	42.7	44.1	39.1	41.4
Uganda	746	2.1	0.8	1.0	0.3	0.3	0.5	1.6	0.4	0.4	0.4	0.3	0.4
Zambia	754	4.4	2.2	1.7	1.3	0.6	0.8	0.1	0.0	0.0	0.0	0.1
Zimbabwe	698	0.1	0.0	0.1	1.9	0.0	0.7	0.0	0.7	0.6
Africa n.s.	799	8.0	2.3	1.5	1.8	1.8	2.9	0.0	0.0	0.0	0.0
Western Hemisphere	205	20.3	2.6	2.4	4.3	9.8	3.7	563.6	153.6	113.8	119.9	171.2	158.6
Anguilla	312	0.1	0.1	0.0	0.0
Argentina	213	4.6	0.1	0.0	0.1	4.4	0.1	117.6	26.1	22.3	26.6	34.3	34.4
Bahamas, The	313	0.1	0.0	0.0	0.0	0.0
Belize	339	0.1	0.1
Bolivia	218	0.5	0.0	0.1	0.1	0.2	0.1
Brazil	223	6.1	0.3	1.4	2.3	2.1	0.3	302.6	82.6	56.2	49.7	105.4	91.4
Chile	228	0.3	0.0	0.1	0.0	0.1	0.0	4.9	0.6	1.1	2.2	1.0	0.5
Colombia	233	2.1	0.5	0.2	0.8	0.8	0.4	34.2	19.1	14.9	12.3	4.6	2.3
Costa Rica	238	0.0	4.6	1.5	1.0	1.3	1.2	1.1
Dominica	321	0.1	0.0	0.0	0.0	0.0
Dominican Republic	243	0.0	0.0	0.0	0.0	3.5	0.8	0.7	1.1	1.0	0.7
Ecuador	248	0.2	0.1	0.1	0.1	0.0	0.0	1.9	0.1	0.5	0.3	0.7	0.4
El Salvador	253	0.1	0.1	0.2	0.2	0.0	0.1	0.0	0.1
Guatemala	258	0.1	0.0	0.1	0.0	2.1	0.3	0.5	0.7	0.6	0.3
Guyana	336	0.1	0.0	0.0	0.0	0.1	0.1	0.1	0.1	0.0	0.0
Honduras	268	0.0	0.0	0.8	0.1	0.0	0.1	0.6	0.0
Jamaica	343	0.0	0.0	0.0	0.1	0.0	0.0	0.0	0.0
Mexico	273	0.3	0.3	0.1	0.0	0.0	0.1	50.4	14.1	10.4	13.7	11.9	14.3
Nicaragua	278	0.2	0.0	0.1	0.0	0.0	0.1
Panama	283	0.6	0.4	0.0	0.1	0.2	0.3	0.1	0.0	0.0	0.0	0.0	0.0
Paraguay	288	0.8	0.1	0.1	0.2	0.3	0.2	25.5	6.6	4.0	9.1	8.3	4.0
Peru	293	1.6	0.0	0.0	0.2	0.2	1.3	5.9	1.0	1.7	2.1	0.9	1.2
St. Kitts and Nevis	361	0.3	0.0	0.0	0.0
Suriname	366	0.0	0.1	0.0	0.0	0.0	0.0	0.0
Trinidad and Tobago	369	0.0	0.0	0.0	0.0	0.1	0.1	0.0	0.1	0.0	0.0

Lebanon (446)

In Millions of U.S. Dollars

		Exports (FOB)						Imports (CIF)					
		2016	2015Q4	2016Q1	2016Q2	2016Q3	2016Q4	2016	2015Q4	2016Q1	2016Q2	2016Q3	2016Q4
Uruguay	298	0.6	0.1	0.2	0.3	5.9	0.0	0.0	0.1	0.1	5.7
Venezuela, Rep. Bol.	299	2.3	0.2	0.1	0.2	1.5	0.5	2.2	0.0	0.2	0.1	0.1	1.8
Other Countries n.i.e	910	0.5	0.0	0.0	0.1	0.3	29.4	1.9	1.0	23.0	3.6	1.7
Cuba	928	0.0	0.0	28.5	1.8	0.8	22.7	3.3	1.6
Korea, Dem. People's Rep.	954	0.5	0.0	0.0	0.1	0.3	0.9	0.1	0.2	0.3	0.2	0.1
Special Categories	899	29.0	5.1	9.1	7.0	5.6	7.2	34.5	7.9	10.9	11.7	6.0	6.0
Countries & Areas n.s.	898	6.3	2.3	2.0	1.2	1.5	1.5	1.0	0.3	0.3	0.3	0.2	0.3
Memorandum Items													
Africa	605	958.9	145.4	160.1	233.0	374.1	191.7	681.2	125.2	157.9	180.9	196.3	146.0
Middle East	405	1,246.8	378.7	304.5	322.8	284.2	335.3	2,485.3	722.2	563.7	723.2	709.7	488.8
European Union	998	334.8	88.6	88.3	84.1	74.7	87.8	7,555.1	2,062.6	1,837.9	1,942.0	1,894.3	1,880.9
Export earnings: fuel	080	1,017.1	319.5	253.1	277.1	235.2	251.7	2,204.1	747.4	617.2	654.1	587.1	345.7
Export earnings: nonfuel	092	1,959.5	399.2	381.0	475.8	606.3	496.4	16,501.2	4,100.7	4,004.5	4,117.9	4,259.0	4,119.7

Lesotho (666)

In Millions of U.S. Dollars

		Exports (FOB)						Imports (CIF)					
		2016	2015Q4	2016Q1	2016Q2	2016Q3	2016Q4	2016	2015Q4	2016Q1	2016Q2	2016Q3	2016Q4
IFS World	
World	001	640.6	178.8	142.3	146.3	168.5	183.5	1,204.5	307.9	245.2	291.1	328.2	339.9
Advanced Economies	110	253.1	71.5	55.7	61.3	67.9	68.2	79.8	20.3	17.7	20.8	21.5	19.8
Euro Area	163	20.4	5.7	5.2	7.4	3.5	4.2	7.1	3.4	2.6	1.6	1.5	1.4
Belgium	124	17.5	5.2 r	4.8 r	6.8 r	2.5 r	3.5 r	0.5	0.1 r	0.1 r	0.2 r	0.1 r	0.0 r
France	132	0.2	0.0 r	0.0 r	0.0 r	0.0 r	0.1 r
Germany	134	2.1	0.5 r	0.4 r	0.6 r	0.9 r	0.3 r	2.3	0.6 r	0.4 r	0.7 r	0.7 r	0.4 r
Italy	136	0.0	0.0 r	0.0 r	0.1	0.1 r	0.0 r	0.0 r	0.0 r	0.1 r
Malta	181	1.1	2.1 r	1.1 r
Netherlands	138	0.7	0.0 r	0.0 r	0.0 r	0.2 r	0.5 r	2.5	0.4 r	0.9 r	0.5 r	0.5 r	0.6 r
Portugal	182	0.1 e	0.1 e
Spain	184	0.0	0.0 r	0.0 r	0.0 r	0.0 r	0.0 r	0.1	0.1 r	0.0 r	0.0 r	0.0 r	0.1 r
Australia	193	0.7	0.3 r	0.2 r	0.1 r	0.2 r	0.2 r	0.8	0.0 r	0.1 r	0.3 r	0.3 r
Canada	156	3.8	0.9 r	1.0 r	1.2 r	0.9 r	0.7 r	0.0	0.0 r	0.0 r	0.0 r	0.0 r	0.0 r
China,P.R.: Hong Kong	532	0.4	0.1 r	0.1 r	0.1 r	0.1 r	0.1 r	6.7	1.8 r	1.9 r	1.6 r	1.5 r	1.7 r
Japan	158	0.3	0.2 r	0.1 r	0.0 r	0.1 r	0.0 r	2.7	0.8 r	0.6 r	0.7 r	0.2 r	0.8 r
Singapore	576	0.0	0.0 r	0.0 r	0.0 r	0.0 r	0.0 r	0.8	0.2 r	0.2 r	0.3 r	0.2 r	0.1 r
Switzerland	146	0.4	0.2 r	0.1 r	0.1 r	0.0 r	0.1 r
Taiwan Prov.of China	528	0.3 e	0.0 e	0.1 e	0.2 e	0.0 e	0.0 e	57.3 e	13.6 e	11.8 e	15.9 e	16.7 e	12.9 e
United Kingdom	112	0.6	0.1 r	0.2 r	0.1 r	0.1 r	0.2 r	3.1	0.1 r	0.3 r	0.1 r	0.1 r	2.5 r
United States	111	226.6	64.2 r	48.7 r	52.2 r	63.0 r	62.7 r	1.0	0.1 r	0.1 r	0.1 r	0.4 r	0.4 r
Emerg. & Dev. Economies	200	387.4	107.3	86.6	85.0	100.6	115.3	1,124.6	287.6	227.5	270.3	306.7	320.1
Emerg. & Dev. Asia	505	0.8	0.1	0.1	0.2	0.2	0.3	96.2	23.3	18.8	26.4	25.7	25.3
Cambodia	522	0.2 e	0.0 e	0.0 e	0.0 e	0.0 e	0.0 e
China,P.R.: Mainland	924	0.1	0.0 r	0.0 r	0.1 r	0.0 r	0.0 r	26.2	6.5 r	4.7 r	7.2 r	8.1 r	6.3 r
India	534	0.1	0.0 r	0.0 r	0.0 r	0.0 r	0.1 r	12.6	2.4 r	2.8 r	5.3 r	1.9 r	2.6 r
Malaysia	548	0.2	0.0 r	0.0 r	0.1 r	0.1 r	0.1 r	1.8	0.2 r	0.1 r	0.6 r	0.5 r	0.6 r
Sri Lanka	524	0.1	0.0 r	0.0 r	0.0 r	0.0 r	0.0 r	0.0	0.0 r	0.0 r	0.0 r
Thailand	578	0.1	0.0 r	0.1 r	0.0 r	0.1 r	0.0 r
Vietnam	582	0.1	0.0 r	0.0 r	0.0 r	0.0 r	0.0 r	2.3	0.6 r	0.5 r	0.6 r	0.6 r	0.7 r
Asia n.s.	598	53.0	13.6 r	10.7 r	12.7 r	14.6 r	15.1 r
Europe	170	0.1	0.1	0.0	0.0	0.0	0.0	0.2	0.3	0.0	0.1	0.0	0.0
Emerg. & Dev. Europe	903	0.1	0.0	0.0	0.0	0.0	0.0	0.1	0.3	0.0	0.0	0.0	0.0
Poland	964	0.0	0.0 r	0.0 r	0.0 e	0.3 e	0.0 e	0.0 e	0.0 e	0.0 e
Serbia, Republic of	942	0.1 e	0.0 e	0.0 e	0.0 e	0.0 e	0.0 e
Turkey	186	0.0	0.0 r	0.0 r	0.0 r	0.0 r	0.1	0.0 r	0.0 r	0.0 r	0.0 r	0.0 r
CIS	901	0.0	0.0	0.0	0.0	0.0	0.0	0.1	0.0	0.0	0.1	0.0	0.0
Russian Federation	922	0.1	0.0 r	0.0 r	0.1 r	0.0 r	0.0 r
Mid East, N Africa, Pak	440	12.9	3.5	3.0	3.4	3.2	3.4	2.8	0.7	0.6	0.7	0.8	0.8
Algeria	612	0.1 e	0.0 e	0.0 e	0.0 e	0.0 e	0.0 e	0.0 e	0.0 e	0.0 e	0.0 e	0.0 e	0.0 e
Egypt	469	0.3	0.1 r	0.1 r	0.1 r	0.1 r	0.1 r	0.0	0.0 r	0.0 r	0.0 r	0.0 r	0.0 r
Kuwait	443	0.1 e	0.0 e	0.0 e	0.0 e	0.0 e	0.0 e	0.0	0.0 r	0.0 r	0.0 r	0.0 r	0.0 r
Lebanon	446	0.6 e	0.1 e	0.1 e	0.1 e	0.3 e	0.1 e
Libya	672	0.1	0.0 r	0.0 r	0.0 r	0.0 r	0.0 r
Pakistan	564	2.1	0.5 r	0.4 r	0.5 r	0.6 r	0.6 r
Saudi Arabia	456	0.2	0.1 r	0.0 r	0.1 r	0.0 r	0.1 r	0.0	0.0 r	0.0 r	0.0 r	0.0 r	0.0 r
Sudan	732	0.5	0.1 r	0.1 r	0.1 r	0.1 r	0.1 r
Tunisia	744	0.1	0.0 r	0.0 r	0.0 r	0.0 r	0.0 r	0.1	0.0 r	0.0 r	0.0 r	0.0 r	0.0 r
United Arab Emirates	466	11.0	3.1 r	2.6 r	3.0 r	2.6 r	2.9 r	0.5	0.1 r	0.1 r	0.1 r	0.2 r	0.2 r
Sub-Saharan Africa	603	372.1	103.3	83.2	81.1	97.0	110.8	1,025.1	263.2	208.0	243.1	280.0	293.9
Botswana	616	1.6	0.5 r	0.4 r	0.4 r	0.4 r	0.4 r	0.3	0.1 r	0.1 r	0.1 r	0.1 r	0.1 r
Kenya	664	0.4	0.1 r	0.1 r	0.1 r	0.1 r	0.1 r	0.1	0.0 r	0.0 r	0.0 r	0.0 r	0.0 r
Mauritius	684	2.5	0.5 r	0.6 r	0.7 r	0.6 r	0.7 r	0.0 r
Mozambique	688	1.4	0.4 r	0.3 r	0.3 r	0.4 r	0.4 r
Namibia	728	0.2	0.0 r	0.0 r	0.0 r	0.0 r	0.0 r	0.3	0.1 r	0.1 r	0.1 r	0.1 r	0.1 r
South Africa	199	361.4	100.5 r	80.7 r	78.2 r	94.5 r	108.0 r	1,016.8	260.7 r	204.3 r	241.6 r	278.1 r	292.8 r
Swaziland	734	4.8	1.3 r	1.1 r	1.3 r	1.1 r	1.3 r	0.2	0.0 r	0.0 r	0.0 r	0.0 r	0.0 r
Tanzania	738	0.8	0.2 r	0.2 r	0.2 r	0.2 r	0.2 r
Uganda	746	0.1	0.0 r	0.0 r	0.0 r	0.0 r	0.0 r	0.0	0.0 r	0.0 r	0.0 r	0.0 r	0.0 r
Zambia	754	0.1	0.0 r	0.0 r	0.0 r	0.0 r	0.0 r	5.1	1.7 r	3.1 r	0.7 r	1.0 r	0.3 r

Lesotho (666)

In Millions of U.S. Dollars

		Exports (FOB)						Imports (CIF)					
		2016	2015Q4	2016Q1	2016Q2	2016Q3	2016Q4	2016	2015Q4	2016Q1	2016Q2	2016Q3	2016Q4
Zimbabwe	698	0.2	0.1 r	0.0 r	0.1 r	0.0 r	0.1 r	0.9	0.2 r	0.2 r	0.2 r	0.2 r	0.3 r
Western Hemisphere	205	1.5	0.3	0.2	0.2	0.2	0.8	0.3	0.1	0.1	0.1	0.1	0.1
Argentina	213	0.1	0.0 r	0.0 r	0.0 r	0.0 r	0.0 r
Chile	228	0.5	0.0 r	0.5 r	0.2	0.1 r	0.1 r	0.1 r	0.1 r	0.1 r
Mexico	273	0.9	0.2 r	0.2 r	0.2 r	0.2 r	0.2 r	0.0	0.0 r	0.0 r	0.0 r	0.0 r	0.0 r
Other Countries n.i.e	910	0.1	0.0	0.0	0.0	0.0	0.0
Korea, Dem. People's Rep.	954	0.1	0.0 r	0.0 r	0.0 r	0.0 r	0.0 r
Memorandum Items													
Africa	605	372.8	103.5	83.4	81.3	97.1	111.0	1,025.3	263.2	208.1	243.2	280.1	294.0
Middle East	405	12.2	3.4	2.8	3.2	3.0	3.2	0.6	0.2	0.1	0.2	0.2	0.2
European Union	998	21.1	5.9	5.4	7.5	3.6	4.5	10.2	3.8	2.9	1.7	1.6	3.9
Export earnings: fuel	080	11.5	3.2	2.7	3.1	2.7	3.0	0.8	0.2	0.1	0.2	0.2	0.2
Export earnings: nonfuel	092	629.1	175.6	139.6	143.2	165.8	180.5	1,203.7	307.7	245.1	290.9	328.0	339.7

Liberia (668)

In Millions of U.S. Dollars

		Exports (FOB)						Imports (CIF)					
		2016	2015Q4	2016Q1	2016Q2	2016Q3	2016Q4	2016	2015Q4	2016Q1	2016Q2	2016Q3	2016Q4
IFS World	
World	001	948.7	198.1	237.2	257.4	242.9	211.2	10,476.9	1,666.1	2,100.4	2,702.3	2,777.7	2,896.5
Advanced Economies	110	450.6	72.4	127.5	102.3	100.5	120.3	7,905.6	1,133.4	1,578.6	2,115.6	2,005.2	2,206.1
Euro Area	163	247.6	31.7	85.8	69.8	52.2	39.8	463.3	138.1	72.9	158.7	120.0	111.7
Austria	122	0.6 e	0.0 e	0.0 e	0.6 e	4.0 e	0.9 e	0.8 e	1.7 e	1.2 e	0.2 e
Belgium	124	14.1 e	0.3 e	2.7 e	8.5 e	2.4 e	0.6 e	25.0 e	15.8 e	7.2 e	7.6 e	7.1 e	3.0 e
Cyprus	423	0.0 e	0.0 e	0.1 e	0.0 e	0.0 e	0.0 e	0.0 e	0.0 e
Estonia	939	0.1 e	0.0 e	0.0 e	0.0 e	0.0 e	0.0 e
Finland	172	0.0 e	0.0 e	0.0 e	0.0 e	0.0 e	1.0 e	4.4 e	0.4 e	0.1 e	0.2 e	0.2 e
France	132	23.6 e	8.3 e	10.3 e	6.8 e	3.6 e	2.9 e	25.6 e	10.6 e	4.5 e	3.9 e	13.4 e	3.7 e
Germany	134	62.6 e	3.2 e	34.3 e	14.6 e	7.9 e	5.7 e	227.1 e	58.6 e	19.1 e	98.5 e	48.6 e	60.9 e
Greece	174	20.6 e	5.1 e	0.0 e	0.5 e	7.0 e	13.1 e	90.0 e	23.2 e	16.8 e	21.9 e	25.5 e	25.9 e
Ireland	178	0.0 e	0.0 e	0.0 e	0.0 e	0.0 e	0.0 e	4.4 e	1.6 e	1.5 e	1.4 e	0.6 e	0.9 e
Italy	136	27.1 e	0.6 e	24.8 e	0.5 e	1.1 e	0.6 e	19.9 e	3.2 e	3.3 e	8.6 e	5.6 e	2.4 e
Latvia	941	0.3 e	0.2 e	0.1 e	0.1 e	0.1 e	0.0 e
Lithuania	946	0.0 e	0.0 e	0.4 e	0.1 e	0.1 e	0.1 e	0.1 e	0.1 e
Luxembourg	137	0.8 e	0.8 e	0.0 e	0.0 e	0.0 e
Malta	181	0.0 e	1.3 e	0.3 e	0.1 e	0.4 e	0.5 e	0.3 e
Netherlands	138	91.1 e	11.4 e	12.4 e	36.2 e	27.6 e	14.9 e	33.9 e	11.6 e	9.3 e	8.9 e	6.8 e	8.9 e
Portugal	182	0.1 e	0.0 e	0.0 e	0.0 e	0.1 e	0.0 e	3.0 e	0.2 e	0.7 e	0.6 e	0.4 e	1.3 e
Slovak Republic	936	0.0 e	0.0 e	0.9 e	0.6 e	0.0 e	0.1 e	0.8 e
Slovenia	961	0.1 e	0.0 e	0.1 e	0.0 e	0.4 e	0.0 e	0.0 e	0.4 e
Spain	184	7.6 e	2.8 e	1.4 e	2.5 e	1.8 e	1.9 e	25.1 e	6.8 e	8.1 e	4.8 e	9.5 e	2.7 e
Australia	193	0.0 e	0.0 e	0.0 e	0.0 e	0.0 e	0.7 e	0.5 e	0.2 e	0.2 e	0.0 e	0.3 e
Canada	156	30.1 e	8.3 e	8.2 e	7.9 e	7.2 e	6.7 e	10.7 e	1.6 e	6.3 e	1.3 e	0.8 e	2.4 e
China,P.R.: Hong Kong	532	0.5 e	0.0 e	0.2 e	0.1 e	0.1 e	0.1 e	6.0 e	0.7 e	1.3 e	0.9 e	0.9 e	3.0 e
Czech Republic	935	4.7 e	0.3 e	0.8 e	2.4 e	1.3 e	0.1 e	1.7 e	2.2 e	0.2 e	0.1 e	0.2 e	1.3 e
Denmark	128	0.1 e	0.0 e	0.0 e	0.0 e	0.0 e	0.0 e	5.2 e	1.1 e	1.1 e	1.0 e	1.2 e	1.8 e
Iceland	176	0.0 e	0.0 e	0.0 e	0.1 e	0.1 e	0.0 e	0.1 e
Israel	436	0.0 e	0.6 e	0.0 e	0.0 e	0.0 e	0.0 e
Japan	158	0.2 e	0.1 e	0.0 e	0.1 e	1,155.9 e	64.1 e	377.8 e	252.2 e	256.5 e	269.3 e
Korea, Republic of	542	0.8 e	13.4 e	0.2 e	0.2 e	0.2 e	0.2 e	4,083.5 e	275.4 e	701.4 e	1,184.2 e	959.4 e	1,238.5 e
New Zealand	196	0.0 e	0.0 e	0.0 e	0.0 e	1.3 e	0.4 e	0.2 e	0.3 e	0.5 e	0.3 e
Norway	142	0.0 e	0.0 e	0.0 e	0.0 e	0.0 e	0.0 e	24.5 e	58.4 e	3.9 e	0.2 e	20.2 e	0.2 e
Singapore	576	0.6 e	0.0 e	0.1 e	0.1 e	0.2 e	0.2 e	1,913.9 e	549.4 e	356.8 e	473.2 e	537.0 e	546.9 e
Sweden	144	0.0 e	0.0 e	0.0 e	0.0 e	0.0 e	12.2 e	1.6 e	0.6 e	7.0 e	4.0 e	0.6 e
Switzerland	146	100.3 e	10.5 e	20.5 e	10.0 e	28.6 e	41.2 e	19.4 e	3.9 e	9.1 e	4.1 e	4.3 e	1.9 e
Taiwan Prov.of China	528	0.0 e	0.8 e	0.3 e	0.1 e	0.2 e	0.2 e	0.4 e
United Kingdom	112	5.3 e	0.4 e	1.8 e	0.2 e	0.2 e	3.0 e	19.2 e	4.8 e	6.4 e	3.3 e	5.1 e	4.4 e
United States	111	60.5 e	7.7 e	9.7 e	11.4 e	10.4 e	28.9 e	187.1 e	30.2 e	40.2 e	28.9 e	94.9 e	23.1 e
Emerg. & Dev. Economies	200	498.1	125.7	109.7	155.1	142.4	90.9	2,571.3	532.8	521.8	586.7	772.5	690.3
Emerg. & Dev. Asia	505	77.7	29.6	13.9	22.0	24.7	17.1	2,088.1	387.3	437.0	402.7	652.2	596.1
Bangladesh	513	1.2 e	0.3 e	0.3 e	0.3 e	0.3 e	0.3 e
China,P.R.: Mainland	924	45.6 e	23.3 e	6.6 e	16.0 e	16.4 e	6.6 e	1,690.0 e	329.5 e	362.6 e	301.3 e	521.1 e	504.9 e
India	534	5.6 e	2.8 e	1.4 e	1.4 e	1.3 e	1.5 e	134.4 e	14.6 e	31.1 e	32.0 e	57.2 e	14.0 e
Indonesia	536	4.2 e	0.0 e	0.7 e	1.1 e	1.1 e	1.2 e	20.5 e	5.8 e	2.8 e	4.4 e	5.9 e	7.4 e
Malaysia	548	13.7 e	1.6 e	3.5 e	1.2 e	3.8 e	5.2 e	38.2 e	8.3 e	8.3 e	16.7 e	8.0 e	5.1 e
Maldives	556	0.4 e	0.0 e	0.1 e	0.1 e	0.1 e	0.1 e
Philippines	566	0.0 e	0.0 e	0.0 e	0.0 e	0.0 e	86.8 e	0.0 e	5.7 e	19.3 e	29.8 e	32.0 e
Sri Lanka	524	0.1 e	0.0 e	0.1 e	0.6 e	0.1 e	0.2 e	0.1 e	0.1 e	0.1 e
Thailand	578	0.8 e	0.0 e	0.0 e	0.3 e	0.2 e	0.4 e	3.5 e	1.2 e	1.1 e	0.8 e	0.4 e	1.2 e
Timor-Leste	537	0.9 e	0.6 e	0.2 e	0.2 e	0.0 e	0.5 e
Vietnam	582	6.1 e	1.4 e	1.3 e	1.5 e	1.6 e	1.8 e	113.3 e	27.2 e	24.9 e	27.8 e	29.6 e	31.0 e
Europe	170	221.1	54.8	60.9	93.5	31.5	35.1	296.2	98.0	41.2	135.2	72.9	46.9
Emerg. & Dev. Europe	903	200.6	54.1	42.7	92.9	31.3	33.7	292.6	95.3	40.5	134.3	71.9	45.8
Bosnia and Herzegovina	963	0.1 e	0.3 e	0.0 e	0.0 e	0.0 e	0.0 e
Bulgaria	918	0.3 e	0.0 e	0.3 e	2.2 e	0.3 e	1.5 e	0.3 e	0.4 e	0.0 e
Croatia	960	0.0 e	0.0 e	30.1 e	0.3 e	0.4 e	29.4 e	0.2 e
Hungary	944	0.6 e	0.4 e	0.1 e	0.2 e	0.9 e	0.1 e	0.4 e	0.2 e	0.1 e	0.2 e
Poland	964	190.7 e	54.0 e	41.9 e	84.6 e	30.6 e	33.7 e	190.3 e	71.0 e	17.0 e	116.7 e	31.1 e	25.4 e

Liberia (668)

In Millions of U.S. Dollars

		Exports (FOB)						Imports (CIF)					
		2016	2015Q4	2016Q1	2016Q2	2016Q3	2016Q4	2016	2015Q4	2016Q1	2016Q2	2016Q3	2016Q4
Romania	968	0.4 e	0.2 e	0.1 e	0.0 e	0.1 e	0.1 e
Serbia, Republic of	942	0.5 e	0.4 e	0.2 e	0.0 e	0.1 e	0.0 e	0.0 e	0.1 e	0.1 e
Turkey	186	8.5 e	0.1 e	0.1 e	8.0 e	0.3 e	0.0 e	68.6 e	23.0 e	21.5 e	16.5 e	10.7 e	19.9 e
CIS	901	20.4	0.6	18.2	0.6	0.2	1.4	3.7	2.7	0.7	1.0	0.9	1.1
Belarus	913	17.2 e	0.1 e	17.0 e	0.1 e	0.0 e	0.1 e	0.1 e
Russian Federation	922	0.2 e	0.2 e	0.0 e	0.2 e	0.4 e	0.1 e	0.4 e	0.0 e	0.0 e	0.0 e
Ukraine	926	3.1 e	0.3 e	1.2 e	0.3 e	0.2 e	1.4 e	3.2 e	2.6 e	0.3 e	0.9 e	0.9 e	1.0 e
Mid East, N Africa, Pak	440	112.0	30.1	26.8	29.3	26.2	29.7	36.6	11.0	9.4	9.6	8.8	8.8
Algeria	612	0.0 e	0.0 e	0.0 e	0.0 e	0.0 e	0.0 e	0.4 e	0.1 e	0.1 e	0.1 e	0.1 e	0.1 e
Bahrain, Kingdom of	419	0.0 e	0.0 e	0.0 e	0.0 e	0.0 e	0.0 e	0.5 e	0.1 e	0.1 e	0.1 e	0.1 e	0.1 e
Egypt	469	2.4 e	0.9 e	0.6 e	0.6 e	0.6 e	0.6 e
Jordan	439	0.0 e	0.6 e	0.4 e	0.3 e	0.2 e	0.1 e	0.1 e
Lebanon	446	0.0 e	0.0 e	0.0 e	0.0 e	0.0 e	19.9 e	5.6 e	4.9 e	5.5 e	5.0 e	4.6 e
Mauritania	682	0.0 e	0.0 e	0.0 e	0.0 e	0.0 e	0.9 e	0.2 e	0.2 e	0.2 e	0.3 e
Morocco	686	5.3 e	1.9 e	1.5 e	1.4 e	1.1 e	1.3 e
Oman	449	3.6 e	1.2 e	1.0 e	0.8 e	0.9 e	0.8 e
Pakistan	564	9.9 e	2.5 e	2.5 e	2.5 e	2.5 e	2.5 e	1.6 e	0.4 e	0.4 e	0.4 e	0.4 e	0.4 e
Qatar	453	0.1 e	0.0 e	0.0 e	0.0 e	0.0 e	0.0 e
Tunisia	744	0.0 e	0.0 e	0.0 e	0.0 e	0.0 e	0.0 e	1.3 e	0.4 e	0.3 e	0.3 e	0.3 e	0.4 e
United Arab Emirates	466	96.3 e	26.4 e	22.8 e	24.9 e	22.5 e	26.0 e
Yemen, Republic of	474	5.7 e	1.2 e	1.4 e	1.9 e	1.2 e	1.3 e
Sub-Saharan Africa	603	79.2	5.9	6.3	8.4	57.8	6.7	96.5	23.4	21.7	25.5	25.3	24.0
Angola	614	0.6 e	0.3 e	0.2 e	0.2 e	0.2 e	0.2 e
Benin	638	0.0 e	0.0 e	0.0 e	0.0 e	0.0 e	0.0 e	0.1 e	0.1 e	0.0 e	0.0 e	0.0 e	0.0 e
Botswana	616	0.0 e	0.0 e	0.0 e	0.0 e	0.0 e	0.0 e	0.1 e
Burkina Faso	748	0.0 e	0.0 e	0.0 e	0.0 e	0.0 e	0.0 e	0.4 e	0.1 e	0.1 e	0.2 e	0.1 e	0.1 e
Cameroon	622	4.5 e	1.1 e	1.0 e	1.2 e	1.3 e	1.0 e
Côte d'Ivoire	662	0.0 e	0.0 e	0.0 e	0.0 e	0.0 e	0.0 e	23.5 e	5.7 e	5.7 e	5.6 e	4.8 e	7.4 e
Ethiopia	644	0.2 e	0.0 e	0.0 e	0.0 e	0.0 e	0.0 e	0.1 e	0.0 e	0.0 e	0.0 e	0.0 e	0.0 e
Gabon	646	0.1 e	0.0 e	0.0 e	0.0 e	0.0 e	0.0 e
Ghana	652	5.9 e	1.7 e	1.3 e	1.7 e	1.4 e	1.4 e	10.7 e	2.6 e	2.5 e	2.6 e	2.7 e	3.0 e
Guinea	656	8.5 e	2.1 e	1.9 e	2.3 e	2.2 e	2.1 e	5.5 e	0.7 e	1.0 e	1.4 e	1.4 e	1.7 e
Guinea-Bissau	654	0.1 e	0.0 e	0.0 e	0.0 e	0.0 e	0.0 e
Kenya	664	0.0 e	0.0 e	0.0 e	0.0 e	0.0 e	0.0 e	1.4 e	0.4 e	0.4 e	0.4 e	0.3 e	0.3 e
Mauritius	684	0.3 e	0.2 e	0.1 e	0.1 e	0.1 e	0.1 e	1.1 e	0.1 e	0.3 e	0.3 e	0.3 e	0.3 e
Namibia	728	0.0 e	0.0 e	0.0 e	0.0 e	0.0 e	0.0 e	0.9 e	0.2 e	0.3 e	0.2 e	0.2 e	0.2 e
Nigeria	694	2.0 e	0.5 e	0.4 e	0.6 e	0.5 e	0.5 e
Rwanda	714	0.1 e	0.0 e	0.0 e	0.0 e	0.0 e	0.1 e	0.0 e	0.0 e	0.0 e	0.0 e	0.0 e	0.0 e
Senegal	722	2.0 e	0.1 e	0.5 e	0.5 e	0.5 e	0.5 e	7.6 e	1.9 e	2.2 e	2.2 e	1.7 e	1.5 e
Sierra Leone	724	0.7 e	0.0 e	0.2 e	0.2 e	0.1 e	0.2 e	0.8 e	0.1 e	0.1 e	0.2 e	0.2 e	0.2 e
South Africa	199	51.4 e	0.0 e	0.1 e	0.7 e	50.6 e	0.0 e	38.9 e	10.2 e	7.9 e	11.0 e	12.1 e	8.0 e
Tanzania	738	6.4 e	0.9 e	1.4 e	1.8 e	1.7 e	1.5 e	0.0 e	0.0 e	0.0 e	0.0 e	0.0 e	0.0 e
Togo	742	0.3 e	0.0 e	0.1 e	0.1 e	0.1 e	0.1 e	0.9 e	0.1 e	0.3 e	0.3 e	0.1 e	0.2 e
Uganda	746	0.5 e	0.1 e	0.1 e	0.2 e	0.2 e	0.0 e
Western Hemisphere	205	8.2	5.5	1.8	1.9	2.1	2.3	53.9	13.1	12.5	13.5	13.3	14.5
Argentina	213	1.2 e	0.3 e	0.3 e	0.3 e	0.3 e	0.3 e
Brazil	223	0.1 e	1.2 e	0.1 e	0.0 e	0.0 e	27.7 e	4.7 e	5.6 e	7.5 e	7.4 e	7.3 e
Chile	228	0.0 e	0.0 e	0.0 e	1.1 e	0.1 e	0.2 e	0.1 e	0.1 e	0.6 e
Colombia	233	5.8 e	3.9 e	1.4 e	1.4 e	1.5 e	1.5 e	0.8 e	0.5 e	0.2 e	0.2 e	0.2 e	0.2 e
Dominican Republic	243	0.2 e	0.0 e	0.0 e	0.0 e	0.0 e	0.0 e
Jamaica	343	0.1 e	0.0 e	0.0 e	0.0 e	0.0 e	0.0 e	0.0 e	0.0 e	0.0 e	0.0 e	0.0 e	0.0 e
Mexico	273	2.2 e	0.3 e	0.4 e	0.5 e	0.6 e	0.7 e	1.2 e	0.3 e	0.1 e	0.3 e	0.2 e	0.6 e
Paraguay	288	0.1 e
Peru	293	1.4 e	0.4 e	0.3 e	0.3 e	0.4 e	0.4 e
Trinidad and Tobago	369	19.8 e	5.7 e	5.6 e	4.7 e	4.5 e	4.9 e
Uruguay	298	0.5 e	0.8 e	0.1 e	0.1 e	0.1 e	0.1 e
Memorandum Items													
Africa	605	79.2	5.9	6.3	8.4	57.8	6.7	104.3	25.7	23.8	27.5	27.0	26.0
Middle East	405	102.0	27.6	24.3	26.8	23.7	27.2	27.2	8.2	6.9	7.2	6.7	6.3
European Union	998	449.2	86.4	130.7	157.1	84.7	76.6	725.5	219.8	100.2	287.8	191.7	145.8

Liberia (668)

In Millions of U.S. Dollars

		Exports (FOB)						Imports (CIF)					
		2016	2015Q4	2016Q1	2016Q2	2016Q3	2016Q4	2016	2015Q4	2016Q1	2016Q2	2016Q3	2016Q4
Export earnings: fuel	080	110.7	32.4	26.2	29.1	25.9	29.4	26.5	8.5	7.6	6.1	6.0	6.8
Export earnings: nonfuel	092	838.0	165.7	210.9	228.3	217.0	181.8	10,450.4	1,657.6	2,092.8	2,696.1	2,771.7	2,889.7

Libya (672)

In Millions of U.S. Dollars

		Exports (FOB)						Imports (CIF)					
		2016	2015Q4	2016Q1	2016Q2	2016Q3	2016Q4	2016	2015Q4	2016Q1	2016Q2	2016Q3	2016Q4
IFS World	
World	001	6,557.9	1,659.4	1,299.4	1,426.4	1,613.7	2,218.4	6,439.8	1,773.7	1,884.8	1,562.6	1,508.3	1,484.0
Advanced Economies	110	4,177.3	1,211.9	814.0	956.2	985.1	1,421.9	2,518.7	608.0	957.7	537.2	484.0	539.9
Euro Area	163	3,436.5	1,062.1	688.9	740.5	801.2	1,206.0	1,124.3	324.2	253.2	316.1	261.9	293.0
Austria	122	14.9	3.7 r	3.1 r	3.5 r	4.9 r	3.4 r	26.0	11.3 r	7.1 r	8.9 r	7.2 r	2.9 r
Belgium	124	5.9	4.1 r	0.1 r	1.3 r	3.5 r	1.0 r	46.3	15.2 r	9.3 r	18.3 r	8.7 r	9.9 r
Cyprus	423	12.0	0.0 r	4.9 r	5.1 r	0.0 r	2.0 r
Estonia	939	1.4 e	0.0 e	0.0 e	0.1 e	0.0 e	1.3 e
Finland	172	0.3	1.6 r	0.0 r	0.2 r	0.0 r	0.0 r
France	132	509.7	116.1 r	45.8 r	79.3 r	207.0 r	177.6 r	87.2	26.9 r	18.6 r	27.9 r	18.4 r	22.3 r
Germany	134	243.0	135.0 r	58.6 r	36.9 r	45.6 r	101.9 r	172.9	37.5 r	39.3 r	58.2 r	33.5 r	41.9 r
Greece	174	81.5	13.0 r	18.2 r	24.1 r	0.9 r	38.3 r	65.9	5.8 r	9.7 r	14.1 r	24.2 r	18.0 r
Ireland	178	0.7	0.0 r	0.0 r	0.0 r	0.0 r	0.7 r	55.5	10.6 r	8.8 r	19.6 r	16.5 r	10.6 r
Italy	136	1,593.9	488.9 r	342.6 r	347.4 r	384.8 r	519.0 r	384.0	116.2 r	98.1 r	89.8 r	81.2 r	114.9 r
Latvia	941	0.3	0.8 r	0.1 r	0.1 r	0.1 r	0.1 r
Lithuania	946	0.0 e	0.0 e	0.0 e	0.0 e	3.2	5.0 r	0.9 r	0.4 r	0.6 r	1.3 r
Luxembourg	137	0.8	0.1 r	0.2 r	0.1 r	0.2 r	0.3 r
Malta	181	14.9	0.3 r	5.6 r	2.2 r	0.6 r	6.5 r	23.5	4.7 r	3.0 r	7.3 r	6.2 r	7.1 r
Netherlands	138	329.3	164.4 r	66.6 r	90.3 r	65.5 r	106.9 r	71.9	27.1 r	30.7 r	12.0 r	13.0 r	16.2 r
Portugal	182	1.1	2.3 r	0.3 r	0.9 r	12.6	1.5 r	2.3 r	3.8 r	3.1 r	3.4 r
Slovak Republic	936	0.3	0.4 r	0.1 r	0.0 r	0.1 r	0.1 r
Slovenia	961	7.3	0.0 r	1.9 r	1.3 r	4.1 r	0.6	0.2 r	0.2 r	0.2 r	0.1 r	0.1 r
Spain	184	622.3	134.4 r	141.5 r	150.3 r	86.8 r	243.7 r	171.7	59.3 r	24.8 r	55.2 r	48.9 r	42.8 r
Australia	193	0.0 e	0.0 e	2.0	0.5 r	0.5 r	1.5 r	0.0 r
Canada	156	239.9	62.5 r	58.6 r	58.5 r	58.6 r	64.3 r	8.8	2.0 r	5.3 r	1.4 r	0.7 r	1.3 r
Czech Republic	935	0.4 e	0.2 e	0.2 e	0.1 e	0.0 e	0.0 e	1.4	0.2 r	0.1 r	0.3 r	0.3 r	0.7 r
Denmark	128	7.5	1.9 r	1.9 r	1.9 r	1.9 r	1.9 r	18.5	6.8 r	4.2 r	5.1 r	3.7 r	5.6 r
Japan	158	0.0	0.0 r	0.0 r	0.0 r	0.0 r	37.6	19.8 r	14.7 r	3.8 r	8.7 r	10.4 r
Korea, Republic of	542	89.5	1.2 r	29.4 r	18.7 r	32.0 r	9.3 r	864.1	153.5 r	613.4 r	91.7 r	70.0 r	89.0 r
New Zealand	196	0.0 e	0.0 e	0.0 e	18.5	3.5 r	0.6 r	8.1 r	0.7 r	9.0 r
Norway	142	27.4 e	8.3 e	9.6 e	14.3 e	3.5 e	0.0 e	18.6	5.2 r	4.7 r	4.7 r	4.6 r	4.7 r
Singapore	576	84.7	0.0 r	0.0 r	22.7 r	20.6 r	41.4 r	1.9	0.9 r	0.7 r	0.3 r	0.4 r	0.5 r
Sweden	144	0.4	0.0 r	0.2 r	0.2 r	0.0 r	0.0 r	26.6	0.9 r	3.7 r	6.4 r	7.0 r	9.4 r
Switzerland	146	45.7	10.8 r	12.2 r	9.5 r	19.0 r	4.9 r
Taiwan Prov. of China	528	10.6 e	0.2 e	0.0 e	9.2 e	0.5 e	0.9 e	13.5 e	4.5 e	4.2 e	3.1 e	3.3 e	2.9 e
United Kingdom	112	175.4	49.8 r	16.4 r	36.4 r	42.9 r	79.6 r	136.9	31.4 r	18.7 r	30.7 r	50.4 r	37.1 r
United States	111	105.1	25.6 r	8.9 r	53.6 r	24.0 r	18.7 r	200.4	44.1 r	21.4 r	54.4 r	53.3 r	71.3 r
Emerg. & Dev. Economies	200	2,380.6	447.5	485.3	470.2	628.6	796.5	3,921.0	1,165.6	927.1	1,025.5	1,024.3	944.1
Emerg. & Dev. Asia	505	309.3	45.0	71.0	18.1	87.5	132.7	1,245.3	343.9	347.1	308.3	320.5	269.4
Bangladesh	513	1.5	0.4 r	0.4 r	0.4 r	0.4 r	0.4 r
Cambodia	522	2.3 e	0.5 e	0.6 e	0.5 e	0.7 e	0.5 e
China,P.R.: Mainland	924	281.8	44.3 r	69.7 r	17.7 r	67.9 r	126.5 r	936.2	281.2 r	267.9 r	246.1 r	224.1 r	198.1 r
India	534	3.8	0.6 r	0.2 r	0.1 r	1.8 r	1.6 r	116.0	24.8 r	29.3 r	26.8 r	37.3 r	22.6 r
Indonesia	536	0.1	0.0 r	0.0 r	0.0 r	0.0 r	0.0 r	7.7	2.4 r	2.0 r	2.0 r	1.8 r	1.9 r
Malaysia	548	1.7	0.1 r	1.1 r	0.2 r	0.2 r	0.3 r	39.2	5.2 r	27.6 r	4.1 r	3.6 r	3.9 r
Nepal	558	0.1 e	0.0 e	0.0 e	0.0 e	0.0 e	0.0 e
Philippines	566	0.0 e	0.0 e	0.0 e	0.0 e	0.0 e	0.0 e	2.5	0.5 r	0.6 r	0.7 r	0.6 r	0.6 r
Sri Lanka	524	0.0 e	0.0 e	0.0 e	0.0 e	0.0 e	21.8	4.8 r	2.6 r	4.6 r	7.1 r	7.5 r
Thailand	578	21.8	0.0 r	0.0 r	0.0 r	17.5 r	4.3 r	108.9	21.4 r	14.1 r	20.7 r	42.8 r	31.3 r
Timor-Leste	537	0.5 e	0.3 e	0.1 e	0.1 e	0.0 e	0.3 e
Vietnam	582	0.0	0.0 r	0.0 r	0.0 r	0.0 r	0.0 r	1.1	0.3 r	0.3 r	0.3 r	0.3 r	0.3 r
Asia n.s.	598	7.4	2.1 r	1.7 r	2.0 r	1.8 r	1.9 r
Europe	170	474.2	87.7	103.6	116.1	127.7	126.8	1,997.0	637.0	430.6	538.0	520.1	508.3
Emerg. & Dev. Europe	903	457.0	83.3	99.3	111.8	123.4	122.5	901.0	291.4	205.7	269.9	208.7	216.7
Albania	914	10.3 e	5.3 e	2.2 e	2.8 e	2.6 e	2.7 e	1.9	0.5 r	0.4 r	0.5 r	0.5 r	0.5 r
Bosnia and Herzegovina	963	0.5 e	0.0 e	0.1 e	0.1 e	0.1 e	0.1 e	6.1	1.7 r	1.4 r	1.7 r	1.5 r	1.6 r
Bulgaria	918	4.1	0.0 r	1.4 r	0.0 r	1.2 r	1.5 r	55.6	14.7 r	8.6 r	31.4 r	6.0 r	9.6 r
Croatia	960	330.4	60.9 r	60.9 r	90.3 r	88.0 r	91.1 r	3.9	0.8 r	0.7 r	2.6 r	0.5 r	0.1 r
Hungary	944	0.1 e	0.1 e	0.0 e	0.0 e	0.0 e	0.0 e	2.9	1.3 r	0.9 r	0.9 r	0.8 r	0.3 r
Macedonia, FYR	962	0.4 e	0.1 e	0.1 e	0.1 e	0.1 e	0.4 e	0.1 e	0.1 e	0.1 e	0.1 e	0.1 e

Libya (672)

In Millions of U.S. Dollars

		Exports (FOB)						Imports (CIF)					
		2016	2015Q4	2016Q1	2016Q2	2016Q3	2016Q4	2016	2015Q4	2016Q1	2016Q2	2016Q3	2016Q4
Montenegro	943	0.0 e	0.0 e	0.4 e	1.0 e	0.4 e
Poland	964	10.5	4.1 r	3.1 r	3.3 r	2.0 r	2.3 r
Romania	968	3.0	0.2 r	1.6 r	0.6 r	0.9 r	118.4	19.1 r	10.6 r	47.0 r	39.5 r	21.3 r
Serbia, Republic of	942	0.0 e	0.1 e	0.0 e	0.0 e	28.7	14.7 r	7.8 r	7.1 r	6.5 r	7.3 r
Turkey	186	108.2	16.6 r	32.9 r	17.8 r	30.5 r	27.0 r	672.3	233.3 r	171.7 r	175.4 r	151.4 r	173.7 r
CIS	901	17.2	4.4	4.3	4.3	4.3	4.3	222.5	103.8	25.8	29.6	100.0	67.1
Armenia	911	0.9 e	0.4 e	0.0 e	0.4 e
Azerbaijan, Rep. of	912	0.0 e	0.0 e	0.0 e	0.0 e	0.0 e	0.0 e	0.8 e	0.2 e	0.2 e	0.2 e	0.2 e	0.2 e
Belarus	913	0.0 e	0.0 e	0.7	0.0 r	0.3 r	0.2 r	0.2 r
Georgia	915	17.1	4.3 r	4.3 r	4.3 r	4.3 r	4.3 r	0.0	0.0 r	0.0 r	0.0 r
Kazakhstan	916	3.7	1.0 r	0.8 r	1.0 r	0.9 r	0.9 r
Moldova	921	0.1 e	0.9 e	0.1 e	0.2 e	0.2 e	0.2 e	0.3 e
Russian Federation	922	66.5	66.9 r	11.1 r	2.3 r	45.7 r	7.4 r
Ukraine	926	148.9	35.5 r	13.0 r	25.5 r	52.4 r	58.1 r
Europe n.s.	884	873.4	241.8 r	199.0 r	238.5 r	211.4 r	224.5 r
Mid East, N Africa, Pak	440	1,521.2	307.0	304.9	329.9	355.3	531.1	496.3	143.3	114.5	134.4	120.7	126.7
Algeria	612	1.2	0.3 r	0.2 r	0.3 r	0.3 r	0.4 r	6.8	1.9 r	1.6 r	1.9 r	1.7 r	1.8 r
Bahrain, Kingdom of	419	11.3	3.1 r	2.6 r	3.1 r	2.7 r	2.9 r
Egypt	469	1,378.1	267.6 r	273.0 r	299.4 r	320.4 r	485.3 r	197.3	59.1 r	45.1 r	53.9 r	47.7 r	50.5 r
Iran, I.R. of	429	1.6	0.5 r	0.4 r	0.4 r	0.4 r	0.4 r
Jordan	439	0.0	0.0 r	0.0 r	0.0 r	0.0 r	0.0 r	16.8	5.7 r	4.8 r	3.5 r	4.9 r	3.7 r
Kuwait	443	0.1 e	0.0 e	0.0 e	0.0 e	0.0 e	0.0 e	0.3	0.1 r	0.1 r	0.1 r	0.1 r	0.1 r
Lebanon	446	11.8	2.7 r	4.2 r	0.8 r	3.5 r	3.3 r	0.4	0.3 r	0.1 r	0.1 r	0.1 r	0.1 r
Mauritania	682	0.0	0.0 r	0.0 r	0.0 r	0.0 r	0.0 r	0.2	0.1 r	0.0 r	0.1 r	0.0 r	0.1 r
Morocco	686	35.9	9.0 r	9.0 r	9.0 r	9.0 r	9.0 r	6.5	2.2 r	1.5 r	1.8 r	1.6 r	1.7 r
Oman	449	0.7	0.2 r	0.1 r	0.2 r	0.2 r	0.3 r	1.5	0.4 r	0.3 r	0.4 r	0.4 r	0.4 r
Pakistan	564	0.5	0.1 r	0.1 r	0.1 r	0.1 r	0.1 r
Qatar	453	0.9	0.2 r	0.2 r	0.2 r	0.2 r	0.2 r
Saudi Arabia	456	0.3	0.1 r	0.1 r	0.1 r	0.1 r	0.1 r	30.7	8.5 r	7.0 r	8.4 r	7.4 r	7.9 r
Sudan	732	0.9 e	0.4 e	0.2 e	0.2 e	0.3 e	0.2 e	0.6 e	0.4 e	0.1 e	0.0 e	0.2 e
Syrian Arab Republic	463	4.8	1.4 r	0.9 r	1.0 r	1.1 r	1.7 r	9.4	2.6 r	2.1 r	2.6 r	2.3 r	2.4 r
Tunisia	744	70.0	20.3 r	13.8 r	15.2 r	16.3 r	24.8 r	169.3	46.8 r	38.6 r	46.2 r	41.0 r	43.5 r
United Arab Emirates	466	17.5	5.1 r	3.5 r	3.8 r	4.1 r	6.2 r	41.8	11.6 r	9.5 r	11.4 r	10.1 r	10.7 r
Yemen, Republic of	474	0.5	0.1 r	0.1 r	0.1 r	0.1 r	0.1 r
Sub-Saharan Africa	603	17.0	6.2	4.2	4.5	4.2	4.2	15.2	2.7	3.9	3.4	3.5	4.5
Benin	638	0.2 e	0.0 e	0.1 e	0.1 e	0.1 e	0.0 e	0.0	0.0 r	0.0 r	0.0 r	0.0 r	0.0 r
Burkina Faso	748	5.3 e	1.3 e	1.2 e	1.3 e	1.3 e	1.5 e	0.1	0.0 r	0.0 r	0.0 r	0.0 r	0.0 r
Cameroon	622	3.3 e	0.8 e	0.7 e	0.9 e	0.9 e	0.8 e	0.1	0.0 r	0.0 r	0.0 r	0.0 r	0.0 r
Congo, Republic of	634	0.1 e	0.0 e	0.0 e	0.0 e	0.0 e	0.0 e
Côte d'Ivoire	662	4.0 e	1.7 e	1.2 e	1.0 e	0.9 e	0.8 e	0.0	0.0 r	0.0 r	0.0 r	0.0 r	0.0 r
Eritrea	643	0.1 e	0.0 e	0.0 e	0.0 e	0.0 e	0.0 e
Gabon	646	0.0 e	0.0 e	0.0 e	0.0 e	0.0 e	0.0 e	2.3	0.6 r	0.5 r	0.6 r	0.6 r	0.6 r
Ghana	652	3.8 e	1.1 e	0.9 e	1.1 e	0.9 e	0.9 e	0.1	0.0 r	0.0 r	0.0 r	0.0 r	0.0 r
Kenya	664	0.1 e	0.0 e	0.0 e	0.0 e	0.0 e	0.0 e	0.0	0.0 r	0.0 r	0.0 r	0.0 r	0.0 r
Lesotho	666	0.1 e	0.0 e	0.0 e	0.0 e	0.0 e	0.0 e
Mozambique	688	0.0 e	0.0 e	0.0 e	0.0 e	0.0 e	0.0 e	0.1 e	0.0 e	0.0 e	0.0 e	0.0 e	0.0 e
Namibia	728	0.9 e	0.2 e	0.2 e	0.2 e	0.2 e	0.2 e
Niger	692	2.9	0.8 r	0.7 r	0.8 r	0.7 r	0.7 r
Nigeria	694	0.2	0.1 r	0.0 r	0.1 r	0.1 r	0.1 r
South Africa	199	0.0 e	0.0 e	0.0 e	0.0 e	0.0 e	0.0 e	6.9	0.5 r	1.9 r	1.2 r	1.4 r	2.4 r
Tanzania	738	0.0 e	0.6	0.2 r	0.1 r	0.2 r	0.1 r	0.2 r
Togo	742	0.0 e	1.1 e	0.0 e	0.0 e	0.0 e	0.0 e
Africa n.s.	799	0.9	0.3 r	0.2 r	0.3 r	0.2 r	0.2 r
Western Hemisphere	205	58.9	1.5	1.6	1.6	54.0	1.6	167.3	38.8	31.1	41.3	59.6	35.3
Argentina	213	5.5	1.4 r	1.4 r	1.4 r	1.4 r	1.4 r	61.6	17.1 r	14.1 r	16.8 r	14.9 r	15.8 r
Brazil	223	52.4	0.0 r	52.4 r	87.7	15.2 r	12.9 r	19.0 r	40.6 r	15.3 r
Chile	228	0.0 e	0.1 e	0.0 e	0.0 e	1.4	0.1 r	1.2 r	0.1 r
Colombia	233	8.2	2.0 r	2.0 r	2.1 r	2.0 r	2.0 r
Costa Rica	238	3.0	0.8 r	0.7 r	0.8 r	0.7 r	0.8 r
Ecuador	248	4.3	1.0 r	1.0 r	1.2 r	1.0 r	1.1 r

Libya (672)

In Millions of U.S. Dollars

		Exports (FOB)						Imports (CIF)					
		2016	2015Q4	2016Q1	2016Q2	2016Q3	2016Q4	2016	2015Q4	2016Q1	2016Q2	2016Q3	2016Q4
Guatemala	258	0.0 e	0.0 e	0.0 e	0.0 e	0.0 e	0.0 e	0.6	0.2 r	0.1 r	0.2 r	0.1 r	0.1 r
Mexico	273	0.0	0.0 r	0.0 r	0.0 r	0.0 r	0.0 r	0.3	0.2 r	0.2 r	0.0 r	0.0 r	0.0 r
Panama	283	0.1	0.0 r	0.0 r	0.0 r	0.0 r	0.0 r
Paraguay	288	2.2 e
Peru	293	0.1	0.0 r	0.0 r	0.0 r	0.0 r	0.0 r
Uruguay	298	0.9 e	0.2 e	0.2 e	0.2 e	0.2 e
Memorandum Items													
Africa	605	124.9	36.2	27.3	29.1	30.0	38.5	198.7	53.7	45.9	53.4	47.7	51.6
Middle East	405	1,413.3	277.1	281.8	305.3	329.4	496.8	312.4	92.2	72.3	84.3	76.3	79.4
European Union	998	3,957.6	1,175.2	771.5	870.1	936.1	1,380.1	1,498.9	403.3	303.8	443.7	371.9	379.4
Export earnings: fuel	080	19.8	5.8	3.9	4.3	4.6	7.0	181.7	98.7	37.6	33.5	73.5	37.1
Export earnings: nonfuel	092	6,538.1	1,653.6	1,295.4	1,422.1	1,609.1	2,211.4	6,258.0	1,675.0	1,847.2	1,529.1	1,434.8	1,446.9

Lithuania (946)

In Millions of U.S. Dollars

		Exports (FOB)						Imports (CIF)					
		2016	2015Q4	2016Q1	2016Q2	2016Q3	2016Q4	2016	2015Q4	2016Q1	2016Q2	2016Q3	2016Q4
IFS World		25,008.9	6,648.0	5,742.5	6,261.2	6,391.0	6,608.6	27,472.1	7,066.7	6,220.3	7,186.2	6,978.7	7,091.4
World	001	25,012.1	6,655.3	5,747.3	6,261.1	6,392.4	6,611.3	27,485.3	7,073.2	6,227.2	7,186.3	6,979.4	7,092.4
Advanced Economies	110	15,281.2	3,735.1	3,586.3	3,867.5	3,863.7	3,963.8	17,314.3	4,331.6	3,957.6	4,592.1	4,373.4	4,391.2
Euro Area	163	9,402.0	2,358.3	2,169.4	2,355.8	2,449.4	2,427.3	13,103.1	3,302.5	2,954.3	3,487.9	3,301.7	3,359.2
Austria	122	111.8	25.9	26.1	24.8	30.9	30.1	301.3	70.8	58.8	78.6	84.8	79.0
Belgium	124	359.1	122.0	87.5	85.3	97.0	89.2	838.8	209.3	197.6	220.1	208.8	212.3
Cyprus	423	14.0	2.1	2.1	3.2	4.2	4.5	11.8	2.7	2.6	3.4	2.7	3.1
Estonia	939	1,327.7	326.7	284.0	351.4	352.4	339.9	916.6	240.1	206.9	235.7	241.2	232.8
Finland	172	457.0	104.3	90.8	127.8	97.0	141.4	683.7	174.4	146.1	178.3	179.0	180.3
France	132	692.4	153.6	185.3	171.1	169.2	166.8	937.9	238.6	210.6	236.1	232.1	259.1
Germany	134	1,923.5	473.9	468.3	477.4	488.6	489.3	3,322.5	801.3	761.6	888.3	882.1	790.5
Greece	174	30.8	9.6	7.6	7.6	8.2	7.5	48.0	9.1	9.9	13.5	13.9	10.7
Ireland	178	88.9	18.6	24.9	21.5	16.5	26.0	107.3	20.7	21.5	29.8	26.0	30.0
Italy	136	586.5	140.6	126.6	137.6	142.7	179.6	1,493.0	331.5	302.8	450.4	363.7	376.0
Latvia	941	2,466.9	613.7	535.4	633.2	671.4	626.9	2,196.5	610.3	529.3	564.3	521.4	581.5
Luxembourg	137	7.9	1.0	1.0	2.2	2.3	2.4	73.1	7.0	6.8	27.7	29.4	9.3
Malta	181	5.9	2.2	0.5	0.7	1.6	3.0	4.6	0.8	0.7	1.3	1.0	1.6
Netherlands	138	784.3	220.7	208.2	185.1	210.0	181.0	1,326.5	372.6	312.1	344.8	301.3	368.4
Portugal	182	69.5	18.2	20.6	16.6	19.0	13.3	51.0	16.0	12.0	12.4	13.2	13.5
Slovak Republic	936	100.2	24.4	27.4	22.1	25.7	25.0	160.0	44.8	34.9	39.9	41.2	43.9
Slovenia	961	43.0	9.0	10.2	11.2	12.2	9.4	90.4	22.7	26.6	22.5	18.7	22.6
Spain	184	332.5	91.7	62.9	77.0	100.6	92.0	540.0	129.6	113.6	140.7	141.2	144.5
Australia	193	36.9	6.5	7.5	10.6	10.2	8.6	3.0	1.3	0.5	0.8	0.7	0.9
Canada	156	68.9	17.1	6.3	28.3	26.3	8.0	16.0	3.7	4.3	4.1	3.6	4.0
China,P.R.: Hong Kong	532	37.5	13.8	11.6	8.5	8.6	8.8	12.5	3.9	3.5	2.5	3.3	3.2
China,P.R.: Macao	546	0.1	0.0	0.1	0.0	0.0	0.0	0.0	0.0	0.0	0.0	0.0
Czech Republic	935	251.0	70.3	64.0	60.9	62.1	64.0	488.7	120.3	104.8	128.9	122.2	132.7
Denmark	128	664.2	157.6	178.9	170.9	152.7	161.7	468.3	150.1	123.8	136.5	97.7	110.3
Iceland	176	31.2	6.0	6.5	8.0	8.7	8.0	8.4	1.9	2.5	2.5	1.3	2.1
Israel	436	48.6	10.5	10.9	14.8	12.5	10.4	22.6	4.7	5.8	5.6	5.8	5.4
Japan	158	143.8	25.6	28.6	27.1	43.3	44.7	42.0	9.2	9.9	15.5	8.0	8.6
Korea, Republic of	542	59.4	15.2	16.3	13.7	15.3	14.2	291.2	56.0	63.4	82.9	75.1	69.8
New Zealand	196	6.8	1.0	1.7	1.3	1.7	2.1	14.1	4.2	2.7	3.4	4.0	4.0
Norway	142	758.7	165.0	185.1	197.7	181.8	194.1	379.7	64.6	104.6	104.3	92.9	77.9
San Marino	135	0.1	0.0	0.0	0.1	0.0	0.1	0.0	0.0	0.0	0.0	0.1
Singapore	576	100.2	16.1	4.5	33.1	22.2	40.5	2.4	0.7	0.5	1.0	0.5	0.4
Sweden	144	1,189.9	265.9	265.3	302.4	298.7	323.5	1,209.8	270.2	253.8	304.7	351.0	300.3
Switzerland	146	116.7	24.1	29.2	32.7	28.9	25.9	97.4	23.9	25.0	24.3	30.0	18.1
Taiwan Prov.of China	528	10.4	1.6	2.6	2.5	2.2	3.2	57.2	13.7	14.2	14.6	12.6	15.8
United Kingdom	112	1,063.3	272.6	280.4	259.3	249.0	274.5	747.2	220.4	176.4	184.3	187.8	198.6
United States	111	1,291.4	307.8	317.5	339.6	289.9	344.4	350.7	80.2	107.5	88.1	75.3	79.8
Emerg. & Dev. Economies	200	9,656.0	2,902.0	2,148.4	2,371.9	2,510.4	2,625.3	10,171.0	2,741.5	2,269.7	2,594.2	2,606.0	2,701.2
Emerg. & Dev. Asia	505	314.4	85.5	53.8	64.9	95.7	100.1	925.2	228.9	243.0	222.0	236.2	223.9
Bangladesh	513	5.6	1.1	0.5	0.9	1.8	2.4	2.0	0.4	0.5	0.6	0.7	0.2
Cambodia	522	1.4	0.9	0.6	0.4	0.2	0.2	2.0	0.4	0.5	0.5	0.4	0.6
China,P.R.: Mainland	924	136.2	31.4	31.4	38.0	28.7	38.2	783.4	189.6	202.6	183.6	201.5	195.7
Fiji	819	0.1	0.0	0.0
F.T. French Polynesia	887	0.2	0.0	0.1	0.0	0.0	0.0	0.0	0.0	0.0
F.T. New Caledonia	839	0.1	0.0	0.0	0.1	0.0	0.0	0.0	0.0
India	534	95.3	39.3	10.3	8.9	53.0	23.1	52.9	14.7	16.0	14.5	13.6	8.8
Indonesia	536	8.3	1.4	0.5	4.4	1.5	1.9	24.2	8.2	9.3	5.0	4.5	5.5
Malaysia	548	19.6	1.9	0.9	2.0	1.5	15.2	8.8	2.4	2.4	2.1	2.2	2.0
Maldives	556	0.1	0.1	0.1	0.0	0.0	0.0
Marshall Islands	867	0.2	0.2	0.0	0.0	0.1	0.0	0.0	0.0
Mongolia	948	9.4	2.0	1.9	2.7	1.8	3.1	0.2	0.0	0.0	0.0	0.2
Myanmar	518	0.4	0.1	0.1	0.0	0.1	0.2	1.9	0.3	0.4	0.5	0.5	0.5
Nepal	558	0.2	0.0	0.1	0.0	0.1	0.0	0.1	0.0	0.0	0.0	0.0	0.0
Papua New Guinea	853	0.0	0.1	0.0
Philippines	566	5.7	0.9	3.2	0.8	1.2	0.5	2.6	0.3	0.6	0.5	0.7	0.7
Sri Lanka	524	0.7	0.5	0.2	0.2	0.2	0.1	4.5	1.6	0.9	1.3	1.1	1.1

Lithuania (946)

In Millions of U.S. Dollars

		Exports (FOB)						Imports (CIF)					
		2016	2015Q4	2016Q1	2016Q2	2016Q3	2016Q4	2016	2015Q4	2016Q1	2016Q2	2016Q3	2016Q4
Thailand	578	8.2	1.0	0.9	2.5	2.2	2.5	19.0	5.1	4.1	7.0	4.9	2.9
Vietnam	582	22.7	4.6	3.0	4.0	3.0	12.7	23.6	6.0	5.7	6.2	6.0	5.7
Asia n.s.	598	0.0	0.1	0.0	0.0	0.0	0.0	0.0
Europe	170	8,523.9	2,496.1	1,890.0	2,124.9	2,173.8	2,335.1	8,906.9	2,395.5	1,959.6	2,274.1	2,324.6	2,348.5
Emerg. & Dev. Europe	903	2,878.4	760.2	725.8	776.0	684.4	692.2	3,526.1	907.9	831.0	919.8	883.0	892.2
Albania	914	2.5	0.5	0.4	0.7	0.6	0.8	0.5	0.0	0.1	0.1	0.2	0.1
Bosnia and Herzegovina	963	4.0	1.1	1.1	0.9	1.0	1.0	1.5	0.2	0.2	0.3	0.5	0.4
Bulgaria	918	59.4	19.3	11.5	17.6	14.8	15.5	65.9	16.5	12.9	18.1	17.3	17.6
Croatia	960	25.8	6.0	5.7	7.0	6.5	6.6	9.8	4.1	1.7	2.3	1.8	4.0
Faroe Islands	816	5.6	1.0	1.1	1.3	1.7	1.5	4.7	0.2	1.3	1.9	0.9	0.6
Gibraltar	823	19.6	0.0	19.1	0.1	0.2	0.1	0.0	0.0
Hungary	944	160.9	37.5	39.3	41.8	40.8	39.0	232.2	64.0	55.3	61.6	55.0	60.3
Kosovo	967	2.1	0.5	0.5	0.4	0.6	0.6	0.0	0.0	0.0	0.0
Macedonia, FYR	962	2.1	3.0	0.6	0.7	0.4	0.4	2.4	0.3	0.4	1.0	0.5	0.5
Montenegro	943	0.5	0.1	0.1	0.1	0.2	0.1	0.1	0.1	0.0	0.0
Poland	964	2,271.3	627.4	554.5	631.7	543.7	541.4	2,972.1	763.2	700.9	773.6	752.8	744.8
Romania	968	83.4	21.6	19.6	18.7	24.6	20.5	68.6	17.1	17.4	15.9	18.6	16.6
Serbia, Republic of	942	13.6	4.4	2.6	3.4	3.1	4.5	11.7	2.0	2.7	2.9	3.8	2.3
Turkey	186	227.6	37.9	69.7	51.5	46.1	60.3	156.6	40.3	38.1	42.1	31.7	44.8
CIS	901	5,645.4	1,735.9	1,164.2	1,348.9	1,489.4	1,642.9	5,380.6	1,487.6	1,128.5	1,354.3	1,441.6	1,456.3
Armenia	911	23.7	6.8	6.1	6.8	4.3	6.5	2.3	0.8	0.4	0.6	0.4	1.0
Azerbaijan, Rep. of	912	30.8	6.7	4.2	6.1	13.6	6.8	3.5	0.2	0.0	1.4	1.6	0.5
Belarus	913	963.3	305.3	189.7	229.6	260.1	284.0	773.9	220.4	178.1	256.3	176.3	163.2
Georgia	915	37.3	13.6	6.4	8.9	10.5	11.5	21.0	9.9	4.6	6.5	4.2	5.7
Kazakhstan	916	316.5	99.2	63.2	86.7	77.4	89.2	370.9	90.8	135.8	72.4	151.7	10.9
Kyrgyz Republic	917	19.7	4.3	2.7	4.8	5.3	7.0	10.8	3.3	3.8	2.9	2.4	1.7
Moldova	921	42.4	15.4	9.4	9.5	10.3	13.2	7.6	2.3	2.1	2.0	1.3	2.2
Russian Federation	922	3,372.3	975.6	706.4	825.4	877.5	963.0	3,955.6	1,101.1	749.4	959.1	1,038.3	1,208.9
Tajikistan	923	21.2	5.1	3.1	4.3	7.3	6.5	7.5	0.0	0.1	2.4	2.7	2.4
Turkmenistan	925	19.8	7.2	4.0	7.1	4.5	4.2	0.8	0.1	0.4	0.3	0.0	0.1
Ukraine	926	672.6	265.3	124.8	131.3	193.0	223.5	222.6	57.3	52.8	49.4	61.9	58.6
Uzbekistan	927	125.7	31.4	44.1	28.4	25.6	27.6	4.1	1.2	1.0	1.1	0.9	1.2
Europe n.s.	884	0.0	0.0	0.0	0.0	0.2	0.0	0.2	0.0	0.0
Mid East, N Africa, Pak	440	556.1	234.8	145.4	114.4	148.5	147.8	166.0	45.1	18.2	42.2	10.7	94.9
Afghanistan, I.R. of	512	3.2	1.8	0.7	0.9	0.6	1.0	0.0	0.0
Algeria	612	50.2	7.7	1.2	2.0	6.9	40.1	0.1	0.1
Bahrain, Kingdom of	419	0.5	0.1	0.2	0.1	0.0	0.1	0.8	0.5	0.1	0.1	0.2	0.3
Djibouti	611	0.3	0.0	0.0	0.0	0.1	0.2
Egypt	469	162.0	13.8	15.9	37.0	34.7	74.3	9.3	0.9	5.0	2.2	1.1	0.9
Iran, I.R. of	429	17.2	22.4	13.1	1.2	1.3	1.6	4.6	1.0	1.8	0.7	0.8	1.2
Iraq	433	5.0	0.6	0.5	1.8	1.5	1.1	0.0	23.3	0.0	0.0	0.0	0.0
Jordan	439	4.3	1.3	1.8	1.2	0.7	0.6	0.3	0.1	0.0	0.1	0.1	0.0
Kuwait	443	2.6	1.5	0.6	1.0	0.5	0.5	0.0	0.0	0.0	0.0	0.0	0.0
Lebanon	446	3.7	0.8	0.7	0.6	0.9	1.4	0.6	0.0	0.1	0.3	0.2	0.1
Libya	672	2.9	4.5	0.8	0.4	0.5	1.2	0.0	0.0	0.0	0.0
Mauritania	682	1.1	0.4	0.3	0.1	0.0	0.7	0.3	0.0	0.0	0.1	0.1	0.0
Morocco	686	7.8	9.4	1.2	1.1	3.2	2.4	12.9	7.8	1.7	0.9	0.1	10.2
Oman	449	2.6	0.6	0.4	0.7	1.0	0.6	0.3	0.0	0.0	0.1	0.1	0.1
Pakistan	564	8.6	0.8	2.4	1.6	2.0	2.5	21.7	5.3	6.1	4.9	5.0	5.7
Qatar	453	1.4	0.3	0.5	0.5	0.2	0.1	3.7	1.0	0.9	1.2	1.0	0.6
Saudi Arabia	456	165.6	128.4	52.0	29.8	76.8	6.9	106.2	5.0	1.9	30.6	1.2	72.5
Somalia	726	0.1	0.0	0.0	0.1	0.0
Sudan	732	18.9	0.5	11.9	6.8	0.0	0.1	0.0	0.0	0.0	0.0
Syrian Arab Republic	463	0.3	0.3	0.1	0.0	0.1	0.1	0.0
Tunisia	744	1.9	0.6	0.4	0.3	0.5	0.7	0.1	0.0	0.0	0.1	0.0	0.0
United Arab Emirates	466	85.0	38.8	40.6	17.0	16.5	10.9	5.2	0.1	0.4	0.9	0.7	3.1
West Bank and Gaza	487	0.6	0.1	0.0	0.2	0.1	0.2
Yemen, Republic of	474	10.5	0.4	0.1	10.0	0.1	0.3
Sub-Saharan Africa	603	182.4	52.4	47.1	51.9	61.0	22.4	68.9	31.9	19.4	30.8	12.4	6.3
Angola	614	23.2	1.3	0.5	1.8	18.8	2.0	0.0	0.0

Lithuania (946)

In Millions of U.S. Dollars

		Exports (FOB)						Imports (CIF)					
		2016	2015Q4	2016Q1	2016Q2	2016Q3	2016Q4	2016	2015Q4	2016Q1	2016Q2	2016Q3	2016Q4
Benin	638	2.6	2.7	1.2	0.8	0.4	0.2	0.7	0.1	0.2	0.3	0.1	0.1
Burkina Faso	748	0.5	0.2	0.1	0.2	0.0	0.1	0.0	0.0
Cabo Verde	624	0.1	0.0	0.0	0.0	0.0
Cameroon	622	2.5	0.5	0.1	0.4	1.6	0.4	0.0	0.0	0.0
Comoros	632	0.1	0.1	0.0	0.0	0.0
Congo, Dem. Rep. of	636	0.1	0.1	0.0	0.0	0.0	0.1	0.0	0.0	0.0
Congo, Republic of	634	11.6	0.3	0.0	0.0	9.5	2.1	0.2	0.2	0.0	0.0
Côte d'Ivoire	662	2.8	0.2	0.3	2.1	0.2	0.2	0.1	0.1	0.0
Equatorial Guinea	642	0.1	0.1	0.0	0.1	0.0
Ethiopia	644	1.1	0.3	0.1	0.7	0.3	0.3	0.1	0.2	0.1	0.1
Gabon	646	0.1	0.1	0.0	0.0	0.0	0.0	0.0	0.0
Gambia, The	648	0.2	0.0	0.1	0.0	0.0	0.1
Ghana	652	3.0	0.2	0.5	1.0	0.8	0.8	0.1	0.0	0.0	0.0	0.0
Guinea	656	0.3	0.0	0.0	0.2	0.1	0.0	0.1	0.0	0.1
Guinea-Bissau	654	0.2	0.0	0.1	0.1
Kenya	664	24.1	22.1	12.5	10.1	0.7	0.8	0.2	0.0	0.1	0.1	0.0	0.0
Liberia	668	0.3	0.1	0.1	0.1	0.1	0.1	0.0	0.0
Malawi	676	1.4	0.0	0.1	0.4	0.5	0.4	4.9	2.0	1.3	0.7	1.6	1.3
Mali	678	0.1	0.1	0.1	0.0	0.0	0.0
Mauritius	684	0.4	0.1	0.1	0.1	0.2	0.1	0.0	0.0	0.0	0.0	0.0	0.0
Mozambique	688	12.6	6.7	1.2	2.4	8.4	0.6	8.9	8.7	3.0	2.4	1.2	2.3
Namibia	728	9.8	0.1	0.2	9.2	0.3	0.1	0.2	0.0	0.1	0.0	0.1
Niger	692	0.1	0.0	0.1	0.0	0.0	0.0	0.0
Nigeria	694	32.1	0.6	0.6	14.2	11.5	5.7	0.0	0.0	0.0	0.0	0.0	0.0
Rwanda	714	0.8	0.1	0.1	0.7	0.0	0.0	0.0	0.0
Senegal	722	3.9	0.1	3.4	0.3	0.1	0.0	0.0	0.0	0.0	0.0
Seychelles	718	0.3	0.1	0.1	0.0	0.0	0.0
Sierra Leone	724	0.2	0.0	0.1	0.0	0.0	0.1	0.0	0.0
South Africa	199	29.7	3.6	15.9	3.3	4.8	5.7	46.4	18.1	12.1	25.2	8.4	0.7
Tanzania	738	5.6	7.9	5.0	0.2	0.1	0.4	5.7	2.5	1.9	1.6	0.8	1.4
Togo	742	8.0	3.0	0.7	3.2	2.1	2.1
Uganda	746	0.5	1.8	0.3	0.0	0.0	0.1	0.8	0.2	0.2	0.2	0.2	0.2
Zambia	754	3.2	0.0	2.7	0.1	0.2	0.2
Zimbabwe	698	1.0	0.9	0.1	0.0	0.0	0.2	0.0	0.1	0.1
Western Hemisphere	205	79.3	33.1	12.1	15.9	31.4	19.9	104.0	40.0	29.4	25.1	22.0	27.6
Antigua and Barbuda	311	0.1	0.0	0.0	0.0	0.0	0.0	0.0	0.0
Argentina	213	8.2	15.3	1.4	1.0	5.3	0.5	26.4	13.0	6.6	4.3	5.0	10.4
Bahamas, The	313	1.0	0.1	0.1	0.0	0.1	0.8	0.0	0.0
Barbados	316	0.1	0.0	0.0	0.0	0.0	0.0	0.0	0.0	0.0
Belize	339	1.4	0.1	1.2	0.0	0.1	0.1	0.0
Bermuda	319	0.1	0.1	0.0	0.0	0.0
Bolivia	218	0.8	0.2	0.1	0.1	0.2	0.4	0.7	0.3	0.0	0.2	0.2	0.3
Brazil	223	15.9	7.5	1.2	1.5	5.4	7.8	25.0	5.4	6.3	6.3	5.4	7.0
Chile	228	8.8	0.8	1.7	2.4	2.0	2.9	15.6	4.0	5.0	5.1	3.1	2.3
Colombia	233	1.8	0.3	0.3	0.4	0.5	0.5	2.2	0.5	0.4	0.5	0.9	0.4
Costa Rica	238	1.4	0.1	0.5	0.5	0.2	0.1	12.7	2.3	2.8	3.7	3.1	3.1
Dominica	321	1.1	0.0	0.0	0.3	0.3	0.5
Dominican Republic	243	2.2	0.1	0.3	0.8	0.6	0.5	0.0	0.0	0.0	0.0	0.0
Ecuador	248	1.0	0.1	0.2	0.3	0.3	0.2	12.1	2.3	5.1	3.0	2.2	1.9
El Salvador	253	0.1	0.0	0.1	0.0	0.1	0.1	0.0	0.0	0.0	0.1	0.0
Greenland	326	0.2	0.3	0.0	0.1	0.1	0.1	0.0	0.1	0.0	0.0
Grenada	328	0.1	0.0	0.0	0.0
Guatemala	258	0.3	0.8	0.1	0.1	0.1	0.1	0.0	0.0	0.0
Guyana	336	0.3	0.0	0.2	0.1	0.0	0.0	0.0
Haiti	263	0.3	0.0	0.1	0.1	0.1	0.0	0.0	0.0	0.0	0.0	0.0
Honduras	268	0.2	0.0	0.0	0.0	0.1	0.1	0.0	0.0	0.0	0.0	0.0	0.0
Mexico	273	16.6	4.1	3.6	5.0	4.6	3.4	5.5	10.5	2.1	1.1	1.3	1.0
Nicaragua	278	0.3	0.1	0.0	0.0	0.1	0.1	0.0	0.1	0.0	0.0	0.0	0.0
Panama	283	3.9	0.4	0.4	1.1	1.8	0.6	0.0	0.0	0.0
Paraguay	288	0.6	0.1	0.1	0.1	0.2	0.2	0.0	0.0	0.0	0.0

Lithuania (946)

In Millions of U.S. Dollars

		Exports (FOB)						Imports (CIF)					
		2016	2015Q4	2016Q1	2016Q2	2016Q3	2016Q4	2016	2015Q4	2016Q1	2016Q2	2016Q3	2016Q4
Peru	293	1.6	1.2	0.3	0.6	0.5	0.2	2.8	1.3	0.8	0.7	0.4	0.9
Sint Maarten	352	0.2	0.0	0.2
St. Kitts and Nevis	361	0.1	0.0	0.0	0.0	0.0	0.0	0.0	0.0
Suriname	366	0.1	0.4	0.0	0.0	0.0	0.0	0.0	0.0	0.0
Trinidad and Tobago	369	0.2	0.0	0.1	0.0	0.0	0.0
Uruguay	298	9.9	0.1	0.2	0.8	8.6	0.3	0.8	0.3	0.3	0.2	0.2	0.2
Venezuela, Rep. Bol.	299	0.4	0.4	0.2	0.2	0.0	0.0	0.0	0.0
Western Hem. n.s.	399	0.0	0.5	0.0	0.0	0.0	0.0	0.0	0.0
Other Countries n.i.e	910	1.9	3.3	0.6	0.7	0.5	0.0	0.0	0.0
Cuba	928	1.9	3.3	0.6	0.7	0.5	0.0	0.0	0.0
Special Categories	899	72.9	15.0	12.6	21.1	17.6	21.6
Countries & Areas n.s.	898	0.1	0.1	0.0	0.0	0.0	0.0
Memorandum Items													
Africa	605	262.7	70.9	62.1	62.2	71.8	66.6	82.3	39.8	21.2	31.9	12.7	16.5
Middle East	405	464.0	213.8	127.3	101.5	135.1	100.1	130.9	31.9	10.3	36.2	5.5	78.9
European Union	998	15,171.1	3,836.4	3,588.6	3,866.3	3,842.4	3,873.9	19,365.6	4,928.4	4,401.3	5,113.9	4,905.8	4,944.6
Export earnings: fuel	080	4,154.0	1,297.4	889.7	1,007.0	1,119.4	1,137.8	4,466.9	1,226.3	896.6	1,070.4	1,199.0	1,300.8
Export earnings: nonfuel	092	20,858.1	5,358.0	4,857.5	5,254.0	5,273.0	5,473.4	23,018.4	5,846.8	5,330.6	6,115.9	5,780.4	5,791.6

Luxembourg (137)

In Millions of U.S. Dollars

		Exports (FOB)						Imports (CIF)					
		2016	2015Q4	2016Q1	2016Q2	2016Q3	2016Q4	2016	2015Q4	2016Q1	2016Q2	2016Q3	2016Q4
IFS World		13,161.4	3,271.2	3,209.9	3,504.5	3,275.0	3,171.6	19,173.4	4,696.6	4,541.6	4,874.9	4,667.4	5,087.3
World	001	15,771.8	4,756.8	4,010.2	4,326.8	3,861.8	3,573.1	21,687.4	5,956.1	5,289.9	5,654.0	5,168.8	5,574.6
Advanced Economies	110	13,747.5	4,216.7	3,506.1	3,783.4	3,379.4	3,078.7	18,924.4	4,699.4	4,507.7	4,837.8	4,521.3	5,057.7
Euro Area	163	11,252.9	3,186.0	2,897.5	3,090.7	2,739.7	2,525.0	15,891.9	4,065.8	3,834.6	4,206.0	3,772.8	4,078.5
Austria	122	259.3	59.5	59.3	67.1	66.6	66.4	140.8	38.2	35.4	34.0	37.6	33.8
Belgium	124	2,624.8	712.6	664.1	722.0	638.2	600.4	6,376.9	1,644.8	1,564.3	1,686.8	1,485.3	1,640.6
Cyprus	423	16.7	4.1	1.8	5.4	4.3	5.2	9.9	2.7	2.4	2.8	2.0	2.8
Estonia	939	18.4	1.6	2.9	7.1	6.6	1.8	2.2	0.5	0.4	0.5	0.6	0.7
Finland	172	52.6	13.9	13.0	13.2	12.9	13.5	22.9	7.6	5.5	6.3	4.7	6.3
France	132	2,425.7	874.6	654.2	691.1	578.4	501.9	2,227.8	581.8	540.5	596.6	511.9	578.7
Germany	134	3,650.3	915.9	912.4	934.1	937.8	866.0	5,266.9	1,345.8	1,250.9	1,421.0	1,281.7	1,313.3
Greece	174	55.6	53.5	25.8	12.8	9.4	7.7	16.8	3.6	3.7	4.5	4.7	4.0
Ireland	178	45.5	8.8	11.6	12.6	12.0	9.3	137.4	20.7	28.1	24.4	29.9	55.0
Italy	136	606.5	180.6	159.3	165.6	139.2	142.4	454.1	119.7	114.4	117.5	110.6	111.7
Latvia	941	20.1	9.6	3.8	6.0	6.8	3.4	6.9	1.6	1.3	1.7	2.2	1.8
Lithuania	946	91.0	2.8	6.9	44.8	31.1	8.2	10.3	2.7	1.6	2.5	2.6	3.6
Malta	181	3.6	0.4	0.9	1.1	1.3	0.3	1.0	0.5	0.3	0.3	0.2	0.2
Netherlands	138	811.2	180.9	213.5	234.1	178.0	185.7	941.1	232.4	217.3	238.8	235.0	249.9
Portugal	182	60.7	12.7	15.8	18.9	13.1	12.8	57.5	17.7	14.8	14.7	12.8	15.2
Slovak Republic	936	49.0	17.3	13.7	11.1	11.7	12.4	26.3	4.2	6.1	6.2	7.4	6.7
Slovenia	961	38.7	9.8	10.6	9.7	9.9	8.6	15.8	3.5	3.3	4.3	4.3	3.9
Spain	184	423.2	127.2	127.9	134.0	82.2	79.1	177.2	38.0	44.4	43.2	39.2	50.3
Australia	193	20.5	6.6	4.8	3.8	5.9	6.0	4.4	0.6	0.2	1.1	0.6	2.5
Canada	156	86.3	26.8	26.5	21.8	19.8	18.1	232.1	33.0	96.9	47.4	57.8	30.1
China,P.R.: Hong Kong	532	34.1	11.2	8.3	6.2	7.6	12.0	15.0	2.0	5.3	2.3	3.1	4.3
China,P.R.: Macao	546	0.3	0.1	0.0	0.1	0.0	0.1	0.1	0.0	0.0	0.0	0.0	0.1
Czech Republic	935	277.9	148.9	69.2	69.8	86.4	52.5	188.8	33.2	41.6	53.6	45.0	48.6
Denmark	128	117.4	28.5	35.8	28.7	21.8	31.1	49.6	12.8	11.9	12.1	12.5	13.1
Iceland	176	11.0	0.4	0.1	9.6	0.3	0.9	0.8	0.0	0.0	0.6	0.0	0.2
Israel	436	28.8	5.1	10.9	6.5	5.7	5.6	10.2	0.8	0.9	3.5	2.9	2.8
Japan	158	72.7	18.4	17.7	17.4	23.9	13.8	468.0	79.8	104.2	112.6	120.5	130.6
Korea, Republic of	542	62.1	14.1	13.4	17.2	12.4	19.1	14.5	2.6	3.8	3.8	3.3	3.5
New Zealand	196	4.1	0.4	0.5	1.2	1.5	1.0	0.4	0.1	0.0	0.0	0.0	0.3
Norway	142	76.6	15.5	24.2	19.9	17.4	15.1	3.2	0.3	0.2	0.5	0.7	1.8
Singapore	576	19.2	6.3	6.1	4.5	4.2	4.4	4.8	0.7	1.2	0.6	0.5	2.5
Sweden	144	191.6	40.7	48.8	50.8	45.0	47.0	78.0	18.5	19.2	21.1	18.3	19.5
Switzerland	146	458.1	167.6	86.8	126.2	144.7	100.3	146.6	58.2	21.2	56.3	18.8	50.3
Taiwan Prov.of China	528	10.8	3.0	1.4	1.8	4.1	3.5	43.3	9.2	9.2	11.8	11.8	10.5
United Kingdom	112	598.3	398.0	135.2	164.6	150.8	147.7	247.9	71.3	66.4	63.8	56.5	61.2
United States	111	424.8	139.3	118.8	142.5	88.1	75.4	1,524.8	310.4	290.9	240.6	396.1	597.2
Emerg. & Dev. Economies	200	1,909.8	518.4	478.3	516.5	468.0	446.9	2,746.8	1,254.4	779.6	811.5	644.9	510.9
Emerg. & Dev. Asia	505	396.6	104.5	94.4	92.5	103.9	105.8	1,356.8	904.3	429.8	425.9	304.0	197.1
Bangladesh	513	11.2	3.1	1.1	0.3	4.5	5.3	0.0	0.0	0.0	0.0	0.0	0.0
Brunei Darussalam	516	0.1	0.1	0.0	0.0	0.0	0.0
Cambodia	522	3.0	1.1	0.8	1.2	1.0	0.0	21.4	10.6	10.1	8.3	3.0	0.0
China,P.R.: Mainland	924	246.3	65.1	60.5	59.0	68.0	58.8	1,260.9	871.7	398.2	397.6	285.7	179.3
Fiji	819	0.2	0.0	0.1	0.0	0.0	0.0	0.0	0.0
F.T. French Polynesia	887	0.6	0.1	0.4	0.1	0.0	0.1	0.0	0.0	0.0	0.0
F.T. New Caledonia	839	0.4	0.3	0.1	0.1	0.1	0.1	0.0	0.0	0.0
Guam	829	0.1	0.0	0.0	0.0	0.0	0.1
India	534	47.3	11.7	11.0	9.6	9.2	17.6	9.9	1.6	3.8	2.1	2.0	2.0
Indonesia	536	18.2	3.5	4.4	4.1	4.9	4.9	0.9	0.1	0.2	0.1	0.3	0.2
Lao People's Dem.Rep	544	0.1	0.1	0.0	0.0	0.0	0.0	0.0	0.0
Malaysia	548	16.5	2.7	4.0	7.0	2.3	3.2	13.4	6.7	5.8	3.3	1.7	2.7
Maldives	556	0.2	0.1	0.0	0.0	0.0	0.2
Mongolia	948	0.1	0.0	0.0	0.0	0.0	0.0
Myanmar	518	0.7	1.8	0.7	0.0	0.0	0.0	0.0
Nepal	558	0.0	0.1	0.0	0.0	0.0	0.0	0.0	0.0	0.0	0.0	0.0
Papua New Guinea	853	1.2	0.5	1.0	0.2	0.0	0.0	0.0
Philippines	566	8.8	5.7	1.3	2.0	1.6	3.8	4.9	1.2	1.4	1.2	1.0	1.4

Luxembourg (137)

In Millions of U.S. Dollars

		Exports (FOB)						Imports (CIF)					
		2016	2015Q4	2016Q1	2016Q2	2016Q3	2016Q4	2016	2015Q4	2016Q1	2016Q2	2016Q3	2016Q4
Solomon Islands	813	0.1	0.1
Sri Lanka	524	1.2	0.0	0.6	0.1	0.2	0.4	0.0	0.0	0.0	0.0	0.0
Thailand	578	14.5	4.0	3.1	4.4	3.7	3.4	5.4	1.6	1.5	1.4	1.1	1.4
Vietnam	582	25.8	4.4	5.2	4.6	8.1	7.9	40.0	10.8	8.7	11.9	9.2	10.2
Asia n.s.	598	0.0	0.1	0.0	0.0	0.0	0.0	0.0
Europe	170	863.7	217.9	201.5	229.4	227.4	205.4	332.5	83.9	83.3	89.7	81.4	78.1
Emerg. & Dev. Europe	903	662.8	171.2	161.1	174.4	177.1	150.2	317.8	80.7	79.5	84.8	78.5	74.9
Albania	914	0.1	0.0	0.0	0.1	0.0	0.0	0.1	0.0	0.0	0.0
Bosnia and Herzegovina	963	0.4	0.2	0.1	0.1	0.1	0.1	1.6	0.3	0.4	0.3	0.3	0.5
Bulgaria	918	22.6	3.6	6.8	6.7	4.3	4.8	1.1	0.5	0.4	0.4	0.2	0.2
Croatia	960	7.7	2.3	1.2	1.5	2.8	2.3	7.3	1.8	1.1	1.6	2.7	1.9
Faroe Islands	816	0.1	0.0	0.0	0.1	0.0
Gibraltar	823	14.7	2.5	3.4	2.4	4.3	4.6	0.0	0.0	0.0	0.0
Hungary	944	74.2	15.8	15.0	21.0	19.4	18.9	54.6	14.6	16.7	14.0	11.8	12.2
Kosovo	967	0.5	0.1	0.3	0.1	0.1	0.1	1.5	0.0	0.7	0.1	0.3	0.4
Macedonia, FYR	962	1.3	0.7	0.3	0.4	0.3	0.3	2.1	0.8	0.3	0.4	0.2	1.2
Montenegro	943	0.2	0.0	0.0	0.0	0.1	0.0	0.1	0.0	0.1	0.0	0.0
Poland	964	292.1	62.7	67.7	75.7	78.7	70.0	198.9	47.2	46.8	51.0	52.4	48.7
Romania	968	102.0	44.8	33.2	24.8	25.5	18.5	15.3	5.6	4.1	5.9	3.3	1.9
Serbia, Republic of	942	6.1	1.9	1.9	1.6	1.3	1.3	12.6	3.6	3.7	3.9	2.3	2.6
Turkey	186	140.8	36.5	31.2	39.9	40.3	29.4	22.7	6.2	5.3	7.1	5.1	5.2
CIS	901	198.6	46.2	39.6	54.6	49.9	54.4	14.7	3.2	3.7	5.0	2.9	3.2
Armenia	911	0.3	0.0	0.2	0.0	0.1	0.0	0.9	0.1	0.3	0.3	0.1	0.2
Azerbaijan, Rep. of	912	12.8	3.6	2.5	2.2	2.7	5.4	0.0	0.0	0.0	0.0	0.0	0.0
Belarus	913	2.7	0.6	0.4	0.4	1.1	0.8	2.7	0.6	0.8	0.8	0.7	0.4
Georgia	915	0.9	0.4	0.3	0.2	0.4	0.0	0.2	0.0	0.2	0.0	0.0
Kazakhstan	916	13.6	5.0	3.9	6.2	1.6	1.9	0.0	0.0	0.0	0.0	0.0
Kyrgyz Republic	917	0.8	0.0	0.2	0.5	0.1	0.0
Moldova	921	1.1	0.2	0.1	0.5	0.3	0.3	0.0	0.0	0.0	0.0	0.0	0.0
Russian Federation	922	144.0	33.3	26.4	39.1	36.4	42.1	5.5	1.2	1.4	2.4	0.7	0.9
Turkmenistan	925	0.9	0.7	0.2	0.1	0.4	0.2
Ukraine	926	16.2	1.8	3.9	2.2	6.7	3.4	5.4	1.3	1.1	1.4	1.3	1.6
Uzbekistan	927	5.4	0.5	1.5	3.3	0.3	0.3	0.0	0.0
Europe n.s.	884	2.3	0.5	0.7	0.3	0.5	0.8	0.1	0.0	0.0	0.0	0.0	0.0
Mid East, N Africa, Pak	440	417.7	100.5	117.4	136.1	77.8	86.5	22.1	8.2	6.0	6.1	5.3	4.7
Afghanistan, I.R. of	512	1.1	0.1	0.1	0.0	0.1	1.0	0.0	0.0
Algeria	612	21.9	14.9	8.6	4.7	4.0	4.6	0.0	0.0	0.0	0.0	0.0
Bahrain, Kingdom of	419	2.6	0.5	0.3	1.1	0.9	0.3	0.6	1.1	0.0	0.6
Djibouti	611	0.0	0.1	0.0	0.0	0.0	0.0	0.0	0.0
Egypt	469	19.6	4.4	5.0	7.8	4.6	2.1	0.0	0.3	0.0	0.0	0.0	0.0
Iran, I.R. of	429	3.9	0.2	0.8	0.6	1.2	1.2	0.1	0.1	0.0	0.0	0.0
Iraq	433	2.4	0.2	0.8	0.1	0.8	0.6	0.0	0.0	0.0	0.0	0.0	0.0
Jordan	439	3.2	1.0	1.1	0.4	1.0	0.7	2.1	0.5	0.6	0.9	0.4	0.3
Kuwait	443	8.1	1.2	1.4	2.1	2.6	1.9	0.0	0.1	0.0	0.0	0.0	0.0
Lebanon	446	2.6	0.8	0.4	0.5	0.5	1.2	0.2	0.0	0.0	0.0	0.1	0.1
Libya	672	1.3	0.2	0.3	0.1	0.3	0.6
Mauritania	682	0.1	0.1	0.0	0.0	0.0
Morocco	686	12.9	2.3	3.1	3.5	3.3	3.0	0.1	0.0	0.0	0.0	0.0	0.0
Oman	449	2.3	0.4	0.6	0.6	0.5	0.6	0.3	2.0	0.3	0.0
Pakistan	564	8.4	2.5	2.4	2.6	2.0	1.3	0.4	0.1	0.3	0.0	0.0	0.0
Qatar	453	219.9	44.7	66.6	77.6	32.1	43.6	0.0	0.0	0.0	0.0	0.0	0.0
Saudi Arabia	456	54.5	14.1	12.2	19.3	10.9	12.0	1.0	0.5	0.5	0.1	0.4	0.0
Somalia	726	0.6
Sudan	732	1.1	0.1	0.3	0.3	0.1	0.5
Syrian Arab Republic	463	0.2	0.1	0.0	0.0	0.2	0.0
Tunisia	744	5.5	1.9	2.7	1.1	0.8	0.9	0.2	0.1	0.0	0.0	0.0	0.1
United Arab Emirates	466	46.3	10.2	10.6	13.6	11.8	10.4	17.0	3.5	4.2	4.3	4.4	4.0
Yemen, Republic of	474	0.0	0.1	0.0	0.0	0.0	0.0	0.1	0.1
Sub-Saharan Africa	603	123.9	48.2	40.6	29.6	31.8	21.9	46.9	10.0	8.7	13.6	13.3	11.4
Angola	614	2.2	0.1	0.5	0.3	1.0	0.4	0.0	0.0

Luxembourg (137)

In Millions of U.S. Dollars

		Exports (FOB)						Imports (CIF)					
		2016	2015Q4	2016Q1	2016Q2	2016Q3	2016Q4	2016	2015Q4	2016Q1	2016Q2	2016Q3	2016Q4
Benin	638	0.6	0.1	0.0	0.4	0.2	0.1
Botswana	616	0.1	0.4	0.0	0.0	0.0
Burkina Faso	748	1.0	0.3	0.2	0.4	0.3	0.1	0.3	0.0	0.0	0.3	0.0
Cabo Verde	624	0.1	0.0	0.0	0.0	0.0	0.1	0.0
Cameroon	622	1.2	0.4	0.4	0.4	0.0	0.4	5.9	3.0	2.2	0.9	1.5	1.3
Central African Rep.	626	0.1	0.4	0.1	0.0	0.0	0.0	0.1	0.0
Chad	628	0.6	0.0	0.6	0.0	0.0	0.0	0.0	0.0	0.0	0.0	0.0	0.0
Congo, Dem. Rep. of	636	8.4	5.1	7.2	0.7	0.3	0.2	0.0	0.0	0.0	0.0	0.0
Congo, Republic of	634	2.7	0.5	2.3	0.0	0.2	0.2	0.0	0.0	0.0
Côte d'Ivoire	662	6.0	2.4	2.8	0.9	1.7	0.7	31.5	4.0	5.0	9.4	8.9	8.3
Eritrea	643	0.0	0.0	0.1
Ethiopia	644	3.2	0.2	0.6	2.4	0.1	0.2	0.0	0.0
Gabon	646	0.7	1.1	0.2	0.1	0.2	0.1
Ghana	652	5.0	1.2	0.9	1.7	1.4	1.0	1.7	1.1	0.3	0.2	0.6	0.6
Guinea	656	2.2	1.8	1.1	0.0	0.8	0.3	0.0	0.0
Guinea-Bissau	654	0.2	0.0	0.2	0.0
Kenya	664	3.7	2.2	0.8	1.4	0.6	0.9	0.0	0.0	0.0	0.0	0.0	0.0
Liberia	668	0.8	0.7	0.0	0.0	0.0
Madagascar	674	1.4	2.6	0.3	0.8	0.2	0.0	0.1	0.0	0.0	0.0	0.0	0.0
Mali	678	1.7	0.6	0.4	0.4	0.3	0.5	0.0	0.0	0.0
Mauritius	684	0.8	4.1	0.2	0.1	0.4	0.0	0.0	0.0	0.0	0.0	0.0
Mozambique	688	0.9	0.8	0.3	0.0	0.6	0.0	0.4	0.4
Namibia	728	0.3	0.0	0.1	0.0	0.3	0.0	0.0	0.0	0.0
Niger	692	0.3	0.3	0.3	0.0	0.0	0.0	0.0	0.0	0.0	0.0	0.0	0.0
Nigeria	694	16.4	5.4	7.1	2.3	3.3	3.7	0.1	0.0	0.0	0.1	0.0
Rwanda	714	0.1	0.1	0.0	0.0	0.0	0.0	0.0	0.0
Senegal	722	3.7	0.6	0.6	0.9	1.2	1.0	0.0	0.0	0.0	0.0
Seychelles	718	0.3	0.0	0.0	0.3	0.0	0.3	0.0	0.3
Sierra Leone	724	1.0	0.2	0.0	0.1	0.9	0.0	0.0
South Africa	199	54.6	15.8	11.7	15.0	17.6	10.3	6.3	1.7	1.1	2.7	2.2	0.3
Tanzania	738	1.9	0.7	0.4	0.2	0.9	0.4	0.0	0.0	0.0	0.0	0.0	0.0
Togo	742	0.3	0.3	0.0	0.2	0.1	0.0	0.0
Uganda	746	0.7	0.1	0.3	0.2	0.1	0.1	0.0	0.0
Zambia	754	0.6	0.0	0.1	0.5	0.0	0.0	0.0	0.0
Western Hemisphere	205	107.9	47.3	24.5	28.9	27.2	27.3	988.5	248.0	251.8	276.2	240.9	219.6
Antigua and Barbuda	311	0.2	0.0	0.0	0.0	0.1	0.0
Argentina	213	8.4	1.5	1.5	2.1	2.1	2.6	2.1	0.5	0.4	0.6	0.4	0.7
Bahamas, The	313	0.0	0.0	0.0	0.0	0.0	0.0	0.3	0.0
Barbados	316	0.8	0.2	0.1	0.1	0.4	0.2	0.0	0.0
Belize	339	0.0	0.0	0.1	0.0	0.0
Bolivia	218	0.1	0.0	0.0	0.0	0.0	0.0	0.0	0.0
Brazil	223	26.3	29.4	6.1	7.3	6.6	6.3	59.3	2.6	1.9	3.6	48.7	5.1
Chile	228	5.8	1.5	1.2	1.1	1.7	1.7	0.2	0.1	0.1	0.0	0.0	0.0
Colombia	233	6.0	2.4	1.0	1.0	1.5	2.4	0.4	0.0	0.0	0.1	0.1	0.2
Costa Rica	238	1.0	0.0	0.7	0.0	0.1	0.2	0.0	0.0	0.0	0.0
Curacao	354	0.2	0.0	0.1	0.1	0.0
Dominican Republic	243	2.0	0.7	0.7	0.4	0.5	0.4	3.0	0.3	1.1	0.3	1.3	0.4
Ecuador	248	4.5	1.8	1.6	1.3	1.5	0.1	1.0	0.0	0.2	0.1	0.4	0.3
El Salvador	253	0.1	0.0	0.0	0.0	0.0	0.0	0.0	0.0	0.0	0.0	0.0	0.0
Guatemala	258	0.3	0.0	0.1	0.1	0.0	0.1	0.0	0.0	0.0	0.0
Guyana	336	0.7	0.1	0.4	0.1	0.1	0.1
Haiti	263	0.9	0.2	0.2	0.4	0.1	0.2	0.0	0.0	0.0
Honduras	268	1.0	0.1	0.1	0.9	0.0	0.0	0.0	0.0	0.0	0.0
Jamaica	343	0.1	0.0	0.0	0.0	0.1	0.0	0.0	0.0
Mexico	273	41.5	7.8	8.3	11.6	10.7	10.9	922.1	242.6	247.9	271.4	189.9	212.8
Panama	283	1.4	0.1	0.4	0.1	0.3	0.5	0.0	0.0	0.0	0.0	0.0
Paraguay	288	0.1	0.2	0.1	0.0	0.0	0.0	0.0
Peru	293	3.2	0.6	0.7	1.4	0.8	0.3	0.0	0.0	0.0	0.0	0.0	0.0
Suriname	366	0.1	0.1	0.0	0.0	0.1	0.0	0.0	0.0
Trinidad and Tobago	369	2.1	0.1	0.7	0.7	0.2	0.5	0.0

Luxembourg (137)

In Millions of U.S. Dollars

		Exports (FOB)						Imports (CIF)					
		2016	2015Q4	2016Q1	2016Q2	2016Q3	2016Q4	2016	2015Q4	2016Q1	2016Q2	2016Q3	2016Q4
Uruguay	298	0.4	0.0	0.0	0.0	0.1	0.3	0.0	0.0	0.0	0.0	0.0	0.0
Venezuela, Rep. Bol.	299	0.5	0.1	0.4	0.1	0.0	0.0	0.2	1.5	0.1	0.0	0.1
Other Countries n.i.e	910	0.1	0.1	0.0	0.0	0.0	0.0
Cuba	928	0.1	0.1	0.0	0.0	0.0
Special Categories	899	0.3	0.0	0.0	0.1	0.0	0.1	0.0	0.0
Countries & Areas n.s.	898	114.1	21.7	25.6	26.7	14.3	47.5	16.2	2.4	2.7	4.8	2.6	6.1
Memorandum Items													
Africa	605	165.5	68.1	55.3	39.2	40.0	30.9	47.2	10.1	8.7	13.7	13.3	11.5
Middle East	405	366.7	78.0	100.2	123.8	67.5	75.2	21.4	8.1	5.6	6.0	5.3	4.5
European Union	998	12,936.7	3,931.2	3,310.3	3,534.3	3,174.4	2,917.8	16,733.5	4,271.3	4,042.8	4,429.5	3,975.4	4,285.8
Export earnings: fuel	080	570.2	140.8	150.0	173.2	114.2	132.9	26.3	10.0	6.8	7.7	6.2	5.6
Export earnings: nonfuel	092	15,201.6	4,615.9	3,860.2	4,153.6	3,747.6	3,440.3	21,661.1	5,946.1	5,283.1	5,646.3	5,162.7	5,569.0

Macedonia, FYR (962)

In Millions of U.S. Dollars

		Exports (FOB)						Imports (CIF)					
		2016	2015Q4	2016Q1	2016Q2	2016Q3	2016Q4	2016	2015Q4	2016Q1	2016Q2	2016Q3	2016Q4
IFS World		4,764.8	1,153.7	1,086.1	1,180.0	1,270.3	1,228.4	6,748.6	1,745.5	1,497.7	1,756.1	1,713.2	1,781.6
World	001	5,499.2	1,329.6	1,331.8	1,369.7	1,404.6	1,393.1	6,824.8	1,781.2	1,563.0	1,983.1	1,665.4	1,613.4
Advanced Economies	110	3,381.5	792.3	839.3	832.8	860.5	848.9	3,695.3	943.4	816.2	986.7	919.8	972.6
Euro Area	163	3,157.6	745.7	783.8	783.8	802.0	788.0	2,429.5	660.2	572.6	662.6	588.4	605.9
Austria	122	43.2	11.9 r	10.6 r	11.1 r	11.1 r	10.4 r	131.4	36.9 r	29.6 r	39.0 r	32.8 r	30.0 r
Belgium	124	189.3	42.3 r	54.5 r	46.3 r	43.5 r	45.0 r	95.2	21.0 r	25.2 r	25.3 r	21.7 r	23.1 r
Cyprus	423	0.7	0.2 r	0.2 r	0.1 r	0.2 r	0.3 r	0.8	0.2 r	0.2 r	0.2 r	0.2 r	0.2 r
Estonia	939	0.8	0.0 r	0.0 r	0.1 r	0.2 r	0.3 r	1.0	0.2 r	0.2 r	0.2 r	0.3 r	0.3 r
Finland	172	1.1	0.3 r	0.2 r	0.3 r	0.3 r	0.3 r	8.9	2.7 r	2.1 r	2.3 r	1.6 r	2.9 r
France	132	25.2	9.1 r	7.5 r	6.5 r	5.7 r	5.5 r	97.1	29.5 r	23.9 r	26.2 r	21.9 r	25.0 r
Germany	134	2,248.6	518.0 r	553.2 r	553.9 r	572.1 r	569.4 r	829.9	231.6 r	211.6 r	226.3 r	196.7 r	195.3 r
Greece	174	163.3	42.3 r	40.8 r	43.3 r	43.6 r	35.6 r	497.2	123.7 r	102.4 r	131.9 r	129.8 r	133.1 r
Ireland	178	0.3	0.1 r	0.1 r	0.0 r	0.1 r	0.1 r	15.7	2.6 r	2.9 r	4.5 r	5.2 r	3.1 r
Italy	136	175.2	40.9 r	40.8 r	43.6 r	46.2 r	44.7 r	384.9	109.2 r	83.7 r	110.3 r	87.9 r	102.9 r
Latvia	941	3.3	0.8 r	0.6 r	1.2 r	0.9 r	0.5 r	0.7	0.2 r	0.2 r	0.1 r	0.3 r	0.2 r
Lithuania	946	2.5	0.2 r	0.4 r	1.0 r	0.5 r	0.5 r	2.4	1.3 r	0.7 r	0.8 r	0.5 r	0.4 r
Luxembourg	137	1.2	0.3 r	0.2 r	0.2 r	0.1 r	0.7 r	2.5	1.0 r	0.5 r	0.8 r	0.6 r	0.6 r
Malta	181	0.1	0.0 r	0.1 r	0.0 r	0.0 r	0.0 r	2.1	0.0 r	0.0 r	0.0 r	0.0 r	2.0 r
Netherlands	138	61.6	13.4 r	15.2 r	14.1 r	17.9 r	14.5 r	82.8	28.6 r	24.6 r	22.1 r	17.1 r	19.1 r
Portugal	182	8.5	0.7 r	0.9 r	0.9 r	5.3 r	1.4 r	28.7	6.7 r	7.1 r	9.3 r	8.0 r	4.2 r
Slovak Republic	936	49.4	19.0 r	14.0 r	16.7 r	12.0 r	6.7 r	36.4	10.8 r	8.3 r	9.9 r	8.6 r	9.7 r
Slovenia	961	65.9	17.4 r	13.8 r	16.8 r	16.3 r	19.0 r	138.8	35.1 r	32.0 r	33.0 r	37.9 r	36.0 r
Spain	184	117.3	28.7 r	30.7 r	27.5 r	26.2 r	33.0 r	73.0	18.8 r	17.4 r	20.5 r	17.2 r	18.0 r
Australia	193	5.6	1.2 r	1.3 r	1.2 r	1.3 r	1.7 r	3.0	0.6 r	0.5 r	0.9 r	1.4 r	0.2 r
Canada	156	4.2	1.1 r	1.6 r	0.5 r	1.0 r	1.1 r	5.7	2.0 r	0.9 r	1.7 r	1.8 r	1.3 r
China,P.R.: Hong Kong	532	3.9	0.3 r	0.3 r	1.3 r	0.5 r	1.9 r	2.5	1.2 r	0.5 r	0.6 r	0.5 r	0.9 r
Czech Republic	935	42.4	6.3 r	6.7 r	9.8 r	12.0 r	13.8 r	99.4	25.3 r	28.9 r	26.2 r	23.9 r	20.4 r
Denmark	128	5.1	1.6 r	1.3 r	1.0 r	1.5 r	1.3 r	17.4	2.7 r	3.5 r	3.8 r	3.4 r	6.8 r
Iceland	176	0.0	0.0 r	0.0 r	0.0 r	0.0 r	0.0 r	0.1	0.1 r	0.0 r	0.0 r	0.0 r
Israel	436	4.7	1.1 r	0.8 r	1.1 r	1.5 r	1.3 r	24.0	6.5 r	2.9 r	7.6 r	9.0 r	4.4 r
Japan	158	0.7	0.2 r	0.2 r	0.2 r	0.2 r	0.1 r	76.4	10.0 r	10.6 r	11.8 r	23.6 r	30.5 r
Korea, Republic of	542	0.7	0.3 r	0.1 r	0.3 r	0.3 r	0.1 r	24.1	10.8 r	2.9 r	7.1 r	9.3 r	4.8 r
New Zealand	196	0.1	0.0 r	0.0 r	0.0 r	0.0 r	0.0 r	0.1	0.0 r	0.1 r
Norway	142	1.9	0.3 r	0.4 r	0.7 r	0.5 r	0.4 r	7.4	1.5 r	0.0 r	2.5 r	2.5 r	2.4 r
Singapore	576	0.2	0.0 r	0.0 r	0.0 r	0.1 r	0.1 r	3.3	0.6 r	1.1 r	0.6 r	1.2 r	0.3 r
Sweden	144	13.5	3.1 r	5.9 r	2.8 r	2.5 r	2.2 r	29.3	7.8 r	5.0 r	10.5 r	6.0 r	7.8 r
Switzerland	146	29.2	9.2 r	8.4 r	6.0 r	6.8 r	7.9 r	60.5	15.7 r	14.9 r	18.3 r	14.3 r	13.0 r
Taiwan Prov.of China	528	2.5	0.6 r	0.7 r	0.6 r	0.6 r	0.6 r	35.6	13.2 r	12.5 r	11.7 r	5.8 r	5.7 r
United Kingdom	112	58.4	10.2 r	14.9 r	14.3 r	17.0 r	12.2 r	726.8	150.3 r	136.9 r	185.6 r	195.6 r	208.7 r
United States	111	50.8	10.8 r	12.9 r	9.1 r	12.7 r	16.2 r	150.2	34.8 r	22.7 r	34.9 r	33.2 r	59.4 r
Emerg. & Dev. Economies	200	2,117.6	537.3	492.4	536.9	544.1	544.2	3,129.3	837.6	746.7	996.4	745.5	640.7
Emerg. & Dev. Asia	505	71.7	30.3	15.6	20.3	18.5	17.3	626.2	210.7	221.1	187.6	161.4	56.0
Bangladesh	513	0.1	0.0 r	0.0 r	0.0 r	0.0 r	0.0 r	8.8	1.7 r	2.2 r	2.2 r	2.2 r	2.2 r
Cambodia	522	2.5	0.5 r	0.6 r	0.7 r	0.6 r	0.6 r
China,P.R.: Mainland	924	47.8	29.8 r	11.5 r	13.1 r	12.0 r	11.2 r	421.2	166.1 r	176.1 r	134.0 r	111.2 r
F.T. New Caledonia	839	0.1 e	0.0 e	0.0 e	0.0 e	0.0 e	0.0 e	0.0	0.0 r	0.0 r	0.0 r	0.0 r
India	534	19.2	0.0 r	2.8 r	6.1 r	5.3 r	5.0 r	45.3	11.9 r	10.6 r	12.1 r	9.0 r	13.7 r
Indonesia	536	0.3	0.0 r	0.3 r	0.0 r	0.0 r	0.0 r	40.2	4.6 r	9.8 r	10.5 r	9.8 r	10.1 r
Malaysia	548	0.1	0.1 r	0.0 r	0.0 r	0.0 r	0.0 r	15.9	4.0 r	0.5 r	4.0 r	5.6 r	5.8 r
Myanmar	518	0.3	0.0 r	0.1 r	0.1 r	0.1 r	0.1 r
Philippines	566	0.3	0.0 r	0.1 r	0.1 r	0.1 r	0.1 r	2.1	1.2 r	0.5 r	0.6 r	0.5 r	0.5 r
Sri Lanka	524	0.1	0.0 r	0.0 r	0.0 r	0.0 r	1.7	0.5 r	0.4 r	0.4 r	0.4 r	0.4 r
Thailand	578	0.6	0.1 r	0.1 r	0.1 r	0.1 r	0.1 r	24.7	5.7 r	6.0 r	6.2 r	6.3 r	6.3 r
Vietnam	582	3.1	0.1 r	0.8 r	0.8 r	0.8 r	0.8 r	41.4	7.6 r	9.4 r	11.1 r	10.3 r	10.7 r
Asia n.s.	598	21.9	7.0 r	5.0 r	5.9 r	5.5 r	5.6 r
Europe	170	2,019.5	501.1	467.2	510.5	520.6	521.2	2,127.9	542.2	468.5	604.9	518.5	536.1
Emerg. & Dev. Europe	903	1,954.8	486.5	450.2	494.6	503.7	506.3	1,930.1	491.5	430.9	524.2	479.0	496.0
Albania	914	62.8	16.5 r	16.0 r	15.5 r	15.7 r	15.6 r	41.5	11.9 r	9.9 r	11.1 r	10.1 r	10.4 r
Bosnia and Herzegovina	963	82.0	20.2 r	20.3 r	20.2 r	20.8 r	20.7 r	73.7	18.0 r	16.4 r	19.7 r	18.5 r	19.1 r
Bulgaria	918	246.5	63.0 r	50.6 r	62.8 r	69.1 r	63.9 r	311.7	87.8 r	78.0 r	84.2 r	74.0 r	75.5 r

Macedonia, FYR (962)

In Millions of U.S. Dollars

		Exports (FOB)						Imports (CIF)					
		2016	2015Q4	2016Q1	2016Q2	2016Q3	2016Q4	2016	2015Q4	2016Q1	2016Q2	2016Q3	2016Q4
Croatia	960	89.3	18.9 r	21.2 r	23.2 r	22.6 r	22.3 r	101.9	25.2 r	22.0 r	25.8 r	30.4 r	23.7 r
Faroe Islands	816	0.0 e	0.0 e	0.0 e	0.0 e	0.0 e	0.0 e	0.1	0.0 r	0.0 r	0.0 r	0.0 r	0.0 r
Hungary	944	45.1	8.2 r	10.5 r	11.6 r	11.9 r	11.0 r	140.1	21.4 r	23.6 r	32.7 r	41.3 r	42.6 r
Kosovo	967	740.0	177.9 r	182.2 r	182.5 r	188.9 r	186.4 r	32.2	8.2 r	7.3 r	8.6 r	8.0 r	8.3 r
Montenegro	943	27.6	6.6 r	6.9 r	6.9 r	6.9 r	6.9 r	5.8	1.2 r	1.4 r	1.4 r	1.4 r	1.4 r
Poland	964	32.4	7.6 r	6.1 r	10.6 r	6.5 r	9.2 r	119.0	26.7 r	24.4 r	30.0 r	31.7 r	33.0 r
Romania	968	134.7	34.3 r	32.6 r	31.4 r	36.4 r	34.3 r	213.9	52.6 r	53.6 r	60.7 r	48.1 r	51.4 r
Serbia, Republic of	942	423.7	113.7 r	84.2 r	108.9 r	110.3 r	120.3 r	541.0	140.6 r	119.0 r	151.0 r	139.7 r	131.3 r
Turkey	186	70.7	19.7 r	19.6 r	20.9 r	14.5 r	15.7 r	349.3	98.1 r	75.1 r	98.9 r	75.9 r	99.3 r
CIS	901	64.6	14.6	17.0	16.0	16.8	14.8	197.8	50.7	37.6	80.7	39.4	40.1
Armenia	911	0.5	0.1 r	0.1 r	0.1 r	0.1 r	0.2 r
Azerbaijan, Rep. of	912	0.3	0.1 r	0.1 r	0.1 r	0.1 r	0.1 r	0.0	0.0 r	0.0 r	0.0 r	0.0 r	0.0 r
Belarus	913	2.1	0.8 r	0.3 r	0.5 r	0.7 r	0.7 r	2.2	1.1 r	0.4 r	1.3 r	0.2 r	0.3 r
Georgia	915	1.5	0.2 r	0.8 r	0.1 r	0.4 r	0.1 r	0.0	0.0 r	0.0 r	0.0 r
Kazakhstan	916	0.4	0.0 r	0.1 r	0.1 r	0.1 r	0.1 r	0.4	0.2 r	0.1 r	0.1 r	0.1 r	0.1 r
Kyrgyz Republic	917	0.0	0.0 r	0.0 r	0.0 r	0.0 r	0.0 r	2.3	0.6 r	0.5 r	0.6 r	0.6 r	0.6 r
Moldova	921	4.2	0.2 r	1.0 r	1.0 r	1.1 r	1.1 r	2.4	0.5 r	0.5 r	0.6 r	0.6 r	0.6 r
Russian Federation	922	49.0	10.7 r	12.8 r	12.5 r	13.1 r	10.6 r	143.0	33.9 r	25.7 r	73.1 r	23.1 r	21.0 r
Turkmenistan	925	0.1	0.0 r	0.0 r	0.0 r	0.0 r	0.0 r	0.9	0.2 r	0.2 r	0.2 r	0.2 r	0.2 r
Ukraine	926	6.7	2.3 r	1.8 r	1.5 r	1.4 r	2.0 r	46.1	14.1 r	10.0 r	4.6 r	14.4 r	17.1 r
Uzbekistan	927	0.5	0.1 r	0.1 r	0.1 r	0.1 r	0.1 r
Mid East, N Africa, Pak	440	10.6	3.3	2.8	2.6	2.6	2.6	66.6	10.5	13.8	18.1	19.4	15.3
Afghanistan, I.R. of	512	0.1	0.1 r	0.0 r	0.0 r	0.0 r	0.0 r	0.0	0.0 r	0.0 r	0.0 r	0.0 r	0.0 r
Algeria	612	0.5	0.2 r	0.1 r	0.1 r	0.1 r	0.1 r	3.1	1.0 r	0.7 r	0.8 r	0.8 r	0.8 r
Egypt	469	0.7	0.2 r	0.2 r	0.2 r	0.2 r	0.2 r	4.3	0.7 r	1.0 r	1.2 r	1.0 r	1.1 r
Iran, I.R. of	429	0.4	0.1 r	0.1 r	0.1 r	0.1 r	0.1 r	4.8	0.9 r	1.0 r	1.3 r	1.3 r	1.3 r
Iraq	433	1.9	0.7 r	0.5 r	0.5 r	0.5 r	0.5 r	0.4	0.0 r	0.1 r	0.1 r	0.1 r	0.1 r
Jordan	439	0.4	0.2 r	0.3 r	0.1 r	0.0 r	0.0 r	0.0	0.0 r	0.0 r
Lebanon	446	0.2	0.0 r	0.1 r	0.0 r	0.0 r	0.1 r	6.8	0.0 r	2.3 r	4.5 r
Libya	672	0.4	0.1 r	0.1 r	0.1 r	0.1 r	0.1 r	0.4	0.1 r	0.1 r	0.1 r	0.1 r
Morocco	686	0.1	0.0 r	0.0 r	0.0 r	0.0 r	0.0 r	21.6	1.2 r	4.9 r	5.8 r	5.4 r	5.6 r
Oman	449	0.4	0.1 r	0.1 r	0.1 r	0.1 r	0.1 r	1.4	0.0 r	0.3 r	0.4 r	0.4 r	0.4 r
Pakistan	564	0.6	0.2 r	0.2 r	0.2 r	0.2 r	0.2 r	3.2	1.0 r	0.8 r	0.8 r	0.8 r	0.8 r
Qatar	453	0.1	0.1 r	0.0 r	0.0 r	0.0 r	0.0 r	2.3	0.5 r	0.5 r	0.6 r	0.6 r	0.6 r
Saudi Arabia	456	1.5	0.4 r	0.4 r	0.4 r	0.4 r	0.4 r	8.9	2.1 r	2.0 r	2.4 r	2.2 r	2.3 r
Sudan	732	0.0	0.0 r	0.0 r	0.0 r	0.0 r	0.0 r	0.1	0.0 r	0.0 r	0.0 r	0.0 r	0.0 r
Syrian Arab Republic	463	0.1	0.0 r	0.0 r	0.0 r	0.0 r	0.0 r	0.0	0.0 r	0.0 r	0.0 r	0.0 r	0.0 r
Tunisia	744	0.3	0.0 r	0.1 r	0.1 r	0.1 r	0.1 r	7.5	2.7 r	1.9 r	1.9 r	1.9 r	1.9 r
United Arab Emirates	466	2.5	0.8 r	0.6 r	0.6 r	0.6 r	0.6 r	1.7	0.5 r	0.4 r	0.4 r	0.4 r	0.4 r
West Bank and Gaza	487	0.2	0.0 r	0.0 r	0.0 r	0.0 r
Yemen, Republic of	474	0.1	0.0 r	0.0 r	0.0 r	0.0 r	0.0 r	0.0	0.0 r	0.0 r	0.0 r	0.0 r
Sub-Saharan Africa	603	7.2	1.5	4.9	1.5	0.5	0.4	178.0	25.8	12.6	148.0	13.5	3.9
Cameroon	622	0.1	0.0 r	0.0 r	0.0 r	0.0 r	0.0 r
Côte d'Ivoire	662	0.1	0.0 r	0.0 r	0.0 r	0.0 r	0.0 r	2.4	0.5 r	0.6 r	0.6 r	0.6 r	0.6 r
Ethiopia	644	0.0	0.0 r	0.0 r	0.0 r	0.0 r	0.1	0.0 r	0.0 r	0.0 r	0.0 r	0.0 r
Gabon	646	0.0	0.0 r	0.0 r	0.0 r	0.0 r	0.1	0.0 r	0.0 r	0.0 r	0.0 r
Ghana	652	0.0	0.2 r	0.0 r	0.0 r	0.0 r	0.0 r	0.9	0.3 r	0.2 r	0.2 r	0.2 r	0.2 r
Kenya	664	0.0	0.0 r	0.0 r	0.0 r	0.0 r	0.0 r	0.2	0.0 r	0.1 r	0.1 r	0.1 r	0.1 r
Madagascar	674	0.1	0.0 r	0.0 r	0.0 r	0.0 r	0.0 r
Malawi	676	0.0	0.1 r	0.0 r	0.0 r	0.0 r	0.0 r
Mauritius	684	0.1	0.0 r	0.0 r	0.0 r	0.0 r	0.0 r	0.1	0.0 r	0.0 r	0.0 r	0.0 r	0.0 r
Namibia	728	0.0	0.0 r	0.0 r	0.0 r	0.0 r	0.0 r	0.3 r
Nigeria	694	0.1	0.0 r	0.0 r	0.0 r	0.0 r	0.0 r	0.1	0.0 r	0.0 r	0.0 r	0.0 r	0.0 r
Rwanda	714	0.1 r
South Africa	199	6.7	1.1 r	4.8 r	1.4 r	0.3 r	0.3 r	173.0	24.1 r	11.3 r	146.8 r	12.2 r	2.7 r
Tanzania	738	0.0	0.0 r	0.0 r	0.0 r	0.0 r	0.0 r	0.3	0.1 r	0.1 r	0.1 r	0.1 r	0.1 r
Uganda	746	0.0	0.0 r	0.0 r	0.0 r	0.0 r	0.0 r	0.5	0.1 r	0.1 r	0.1 r	0.1 r	0.1 r
Western Hemisphere	205	8.6	1.2	1.9	2.0	2.0	2.8	130.6	48.4	30.8	37.8	32.7	29.4
Argentina	213	1.9	0.2 r	0.5 r	0.5 r	0.5 r	0.5 r	14.2	3.9 r	3.7 r	3.6 r	3.5 r	3.5 r
Bolivia	218	0.1	0.1 r	0.0 r	0.0 r	0.0 r	0.0 r

Macedonia, FYR (962)

In Millions of U.S. Dollars

		Exports (FOB)						Imports (CIF)					
		2016	2015Q4	2016Q1	2016Q2	2016Q3	2016Q4	2016	2015Q4	2016Q1	2016Q2	2016Q3	2016Q4
Brazil	223	2.7	0.6 r	0.2 r	0.5 r	0.6 r	1.4 r	43.0	8.3 r	9.5 r	15.2 r	11.0 r	7.3 r
Chile	228	0.0	0.0 r	0.0 r	0.0 r	0.0 r	0.0 r	2.0	0.2 r	1.8 r	0.2 r
Colombia	233	0.3	0.0 r	0.1 r	0.1 r	0.1 r	0.1 r	6.0	8.0 r	1.4 r	1.6 r	1.5 r	1.5 r
Costa Rica	238	0.0	0.0 r	0.0 r	0.0 r	0.0 r	0.5	0.9 r	0.1 r	0.1 r	0.1 r	0.1 r
Dominican Republic	243	0.9	0.2 r	0.2 r	0.2 r	0.2 r	0.2 r
Ecuador	248	13.6	1.3 r	3.1 r	3.6 r	3.4 r	3.5 r
Falkland Islands	323	0.1	0.0 r	0.0 r	0.0 r	0.0 r	0.0 r
Guatemala	258	16.2	21.8 r	3.7 r	4.3 r	4.0 r	4.2 r
Mexico	273	3.3	0.3 r	0.8 r	0.8 r	0.8 r	0.8 r	17.7	2.6 r	3.6 r	4.4 r	4.8 r	4.8 r
Panama	283	0.2	0.0 r	0.2 r	0.0	0.0 r	0.0 r	0.0 r	0.0 r	0.0 r
Peru	293	0.0 r	0.7	0.2 r	0.1 r	0.2 r	0.2 r	0.2 r
Uruguay	298	0.1	0.0 r	0.0 r	0.0 r	0.0 r	15.3	0.9 r	3.5 r	4.1 r	3.8 r	3.9 r
Western Hem. n.s.	399	0.2	0.0 r	0.1 r	0.1 r	0.1 r	0.1 r
Other Countries n.i.e	910	0.0	0.0	0.0	0.0	0.0	0.0	0.3	0.1	0.1	0.1	0.1	0.1
Cuba	928	0.1	0.0 r	0.0 r	0.0 r	0.0 r	0.0 r
Korea, Dem. People's Rep.	954	0.0	0.0 r	0.0 r	0.0 r	0.0 r	0.0 r	0.1	0.1 r	0.0 r	0.0 r	0.0 r	0.0 r
Memorandum Items													
Africa	605	8.2	1.7	5.1	1.7	0.7	0.6	210.3	30.7	20.1	156.5	21.5	12.2
Middle East	405	8.9	2.8	2.4	2.2	2.2	2.2	31.1	4.6	5.4	8.8	10.6	6.2
European Union	998	3,825.0	899.0	933.6	951.4	981.6	958.3	4,189.0	1,059.8	948.5	1,122.1	1,042.6	1,075.8
Export earnings: fuel	080	57.9	13.5	14.9	14.7	15.4	12.9	187.1	48.6	35.7	84.9	34.2	32.4
Export earnings: nonfuel	092	5,441.2	1,316.1	1,316.8	1,355.0	1,389.2	1,380.2	6,637.7	1,732.6	1,527.3	1,898.2	1,631.2	1,581.0

Madagascar (674)

In Millions of U.S. Dollars

		Exports (FOB)						Imports (CIF)					
		2016	2015Q4	2016Q1	2016Q2	2016Q3	2016Q4	2016	2015Q4	2016Q1	2016Q2	2016Q3	2016Q4
IFS World	
World	001	2,314.5	501.5	551.1	598.2	552.7	612.5	2,956.3	761.4	617.0	781.0	771.5	786.8
Advanced Economies	110	1,720.0	354.9	398.1	447.0	405.9	468.9	671.3	175.9	142.5	170.9	165.7	192.3
Euro Area	163	979.2	210.2	209.1	239.2	248.7	282.2	377.2	99.6	85.1	101.0	96.1	95.0
Austria	122	0.1	0.0 r	0.0 r	0.0 r	0.0 r	0.1 r	2.0	0.4 r	0.3 r	0.4 r	0.2 r	1.0 r
Belgium	124	62.3	27.3 r	14.3 r	11.9 r	8.3 r	27.8 r	27.7	5.8 r	7.5 r	6.4 r	7.3 r	6.4 r
Cyprus	423	0.2	0.1 r	0.1 r	0.0 r	0.0 r	0.0 r	0.0	0.0 r	0.0 r	0.0 r	0.0 r	0.0 r
Estonia	939	0.2	0.0 r	0.1 r	0.0 r	0.0 r	0.0 r	0.0	0.0 r	0.0 r	0.0 r
Finland	172	4.4	0.6 r	1.0 r	0.8 r	1.6 r	1.0 r	0.8	0.5 r	0.3 r	0.2 r	0.1 r	0.2 r
France	132	544.1	102.2 r	116.0 r	146.9 r	124.5 r	156.7 r	172.9	40.2 r	36.5 r	46.2 r	45.2 r	45.0 r
Germany	134	186.9	27.3 r	42.0 r	32.5 r	53.7 r	58.6 r	61.1	16.4 r	13.8 r	15.5 r	16.7 r	15.1 r
Greece	174	2.1	0.7 r	0.8 r	0.5 r	0.4 r	0.4 r	2.1	0.6 r	0.1 r	1.1 r	0.3 r	0.6 r
Ireland	178	0.0	0.0 r	0.0 r	0.0 r	0.0 r	0.0 r	1.0	0.5 r	0.3 r	0.3 r	0.2 r	0.2 r
Italy	136	20.2	3.8 r	5.5 r	4.7 r	6.6 r	3.4 r	46.0	15.1 r	10.2 r	11.9 r	11.8 r	12.1 r
Latvia	941	0.0	0.0 r	0.0 r	0.0 r	0.0 r	0.0 r	0.3	0.3 r	0.0 r	0.1 r	0.1 r	0.1 r
Lithuania	946	0.5	0.2 r	0.1 r	0.1 r	0.1 r	0.1 r
Luxembourg	137	0.1	0.0 r	0.1 r	0.0 r	0.0 r	0.0 r	1.6	3.1 r	0.4 r	0.9 r	0.3 r	0.0 r
Malta	181	0.1	0.0 r	0.0 r	0.0 r	0.0 r	0.0 r	0.8	0.2 r	0.2 r	0.1 r	0.2 r	0.2 r
Netherlands	138	99.7	34.1 r	17.5 r	27.5 r	31.4 r	23.2 r	16.2	3.5 r	3.4 r	4.5 r	4.4 r	3.9 r
Portugal	182	6.8	2.6 r	1.5 r	0.8 r	2.5 r	2.0 r	10.3	2.5 r	1.5 r	3.3 r	2.8 r	2.6 r
Slovak Republic	936	0.1	0.0 r	0.0 r	0.0 r	0.0 r	0.0 r	2.0	0.5 r	0.5 r	0.4 r	0.4 r	0.7 r
Slovenia	961	0.4	0.1 r	0.0 r	0.2 r	0.2 r	0.0 r	0.8	0.3 r	0.2 r	0.2 r	0.2 r	0.3 r
Spain	184	51.5	11.3 r	10.2 r	13.3 r	19.2 r	8.8 r	30.9	9.7 r	9.7 r	9.2 r	5.7 r	6.4 r
Australia	193	5.6	0.8 r	1.3 r	1.0 r	1.4 r	1.9 r	9.7	2.4 r	0.9 r	2.3 r	2.4 r	4.1 r
Canada	156	46.8	9.2 r	16.8 r	15.4 r	3.5 r	11.1 r	8.0	1.6 r	2.8 r	0.9 r	1.4 r	2.8 r
China,P.R.: Hong Kong	532	9.6	3.3 r	3.6 r	2.4 r	2.1 r	1.5 r	3.6	0.8 r	0.7 r	0.9 r	0.9 r	1.0 r
Czech Republic	935	0.1	0.0 r	0.0 r	0.0 r	0.0 r	0.0 r	8.9	2.9 r	2.2 r	2.4 r	2.2 r	2.1 r
Denmark	128	0.5	0.2 r	0.1 r	0.1 r	0.1 r	0.2 r	4.0	1.2 r	0.4 r	0.9 r	0.5 r	2.3 r
Iceland	176	0.0	0.0 r	0.0 r	0.0 r	0.0 r	0.0 r	0.1	0.0 r	0.0 r	0.0 r	0.0 r	0.0 r
Israel	436	0.2	0.0 r	0.0 r	0.0 r	0.0 r	0.0 r	1.7	0.4 r	0.4 r	0.4 r	0.4 r	0.4 r
Japan	158	83.0	22.0 r	20.3 r	26.4 r	19.7 r	16.6 r	38.8	17.2 r	10.0 r	7.0 r	9.9 r	11.8 r
Korea, Republic of	542	89.4	20.8 r	21.5 r	25.8 r	19.2 r	23.0 r	33.8	8.5 r	7.1 r	8.2 r	9.2 r	9.3 r
New Zealand	196	0.3	0.1 r	0.1 r	0.0 r	0.1 r	0.1 r	1.3	0.8 r	0.3 r	0.3 r	0.2 r	0.5 r
Norway	142	0.7	0.2 r	0.1 r	0.1 r	0.1 r	0.3 r	0.1	0.0 r	0.0 r	0.0 r	0.0 r	0.0 r
Singapore	576	85.9	11.6 r	40.2 r	37.9 r	3.7 r	4.2 r	15.9	4.2 r	3.6 r	4.8 r	3.8 r	3.7 r
Sweden	144	35.4	10.5 r	10.2 r	7.9 r	7.4 r	10.0 r	4.1	0.6 r	0.3 r	2.0 r	0.9 r	0.9 r
Switzerland	146	11.5	2.4 r	3.1 r	2.4 r	2.8 r	3.2 r	3.4	1.0 r	0.6 r	1.2 r	1.0 r	0.7 r
Taiwan Prov.of China	528	16.7	2.9 r	4.5 r	4.8 r	4.4 r	2.9 r	20.6	4.1 r	6.5 r	4.8 r	4.2 r	5.2 r
United Kingdom	112	31.4	17.7 r	4.3 r	4.5 r	11.0 r	11.6 r	48.6	13.4 r	8.5 r	10.8 r	3.5 r	25.8 r
United States	111	323.5	43.1 r	62.7 r	78.9 r	81.6 r	100.2 r	91.6	17.1 r	13.0 r	22.9 r	29.0 r	26.7 r
Emerg. & Dev. Economies	200	499.6	125.7	132.5	127.3	122.7	117.1	2,231.1	572.0	463.4	595.4	591.9	580.4
Emerg. & Dev. Asia	505	297.6	73.2	87.0	79.1	65.1	66.5	950.9	262.2	198.3	259.2	253.5	239.9
Bangladesh	513	2.3	0.5 r	0.5 r	0.6 r	0.6 r	0.6 r	0.5	0.2 r	0.1 r	0.1 r	0.1 r	0.1 r
Cambodia	522	0.0	0.0 r	0.0 r	0.0 r	0.0 r	0.0 r	0.2	0.0 r	0.0 r	0.0 r	0.0 r	0.0 r
China,P.R.: Mainland	924	122.5	32.8 r	24.5 r	38.9 r	28.8 r	30.4 r	611.3	157.9 r	121.4 r	178.1 r	159.2 r	152.7 r
F.T. French Polynesia	887	0.0	0.0 r	0.0 r	0.0 r	0.0 r	0.0 r	0.2	0.0 r	0.0 r	0.0 r	0.0 r	0.0 r
F.T. New Caledonia	839	0.1	0.0 r	0.0 r	0.0 r	0.0 r	0.0 r	0.0	0.0 r	0.0 r	0.0 r	0.0 r	0.0 r
India	534	113.9	30.2 r	47.4 r	25.8 r	19.1 r	21.6 r	130.8	55.7 r	31.9 r	29.5 r	38.2 r	31.2 r
Indonesia	536	6.7	0.9 r	1.8 r	1.6 r	1.6 r	1.8 r	50.9	9.9 r	10.7 r	14.2 r	13.1 r	12.9 r
Malaysia	548	10.0	1.1 r	4.3 r	2.1 r	1.7 r	1.9 r	69.4	14.9 r	15.0 r	17.2 r	18.5 r	18.6 r
Maldives	556	0.1	0.0 r	0.0 r	0.0 r	0.0 r	0.0 r
Nepal	558	0.1	0.0 r	0.0 r	0.0 r	0.0 r	0.0 r	0.2	0.0 r	0.0 r	0.1 r	0.0 r	0.0 r
Philippines	566	0.3	0.0 r	0.1 r	0.1 r	0.1 r	0.1 r	0.0	0.1 r	0.0 r	0.0 r	0.0 r	0.0 r
Solomon Islands	813	0.1	0.0 r	0.0 r	0.0 r	0.0 r	0.0 r
Sri Lanka	524	2.8	1.1 r	0.5 r	0.6 r	0.8 r	0.9 r	0.3	0.4 r	0.3 r	0.0 r
Thailand	578	11.2	0.5 r	1.8 r	2.6 r	5.4 r	1.4 r	28.8	8.2 r	6.8 r	4.0 r	9.1 r	8.9 r
Vietnam	582	27.5	6.1 r	5.9 r	6.9 r	7.0 r	7.7 r	35.6	8.9 r	7.3 r	9.7 r	9.2 r	9.3 r
Asia n.s.	598	22.6	5.7 r	4.7 r	6.2 r	5.9 r	5.9 r

Madagascar (674)

In Millions of U.S. Dollars

		Exports (FOB)						Imports (CIF)					
		2016	2015Q4	2016Q1	2016Q2	2016Q3	2016Q4	2016	2015Q4	2016Q1	2016Q2	2016Q3	2016Q4
Europe	170	11.0	4.2	2.5	2.4	3.2	2.8	244.3	61.1	49.2	66.1	63.6	65.5
Emerg. & Dev. Europe	903	9.1	3.7	2.2	2.0	2.6	2.3	77.0	19.1	15.3	20.6	20.8	20.3
Bulgaria	918	0.0	0.0 r	0.0 r	0.0 r	0.0 r	0.1	0.7 r	0.0 r	0.0 r	0.0 r	0.0 r
Hungary	944	0.0	0.0 r	0.0 r	0.0 r	0.0 r	0.0 r	2.0	0.3 r	0.3 r	0.9 r	0.4 r	0.5 r
Montenegro	943	0.1 e	0.0 e	0.0 e	0.0 e	0.0 e	0.0 e
Poland	964	0.1	0.1 r	0.1 r	0.0 r	0.0 r	0.0 r	5.9	1.6 r	1.2 r	1.8 r	1.1 r	1.8 r
Romania	968	2.5	1.0 r	0.6 r	0.9 r	0.6 r	0.4 r	5.6	0.6 r	0.7 r	1.0 r	1.8 r	2.2 r
Turkey	186	6.3	2.6 r	1.5 r	1.0 r	1.9 r	1.9 r	63.4	15.9 r	13.2 r	16.9 r	17.5 r	15.9 r
CIS	901	1.9	0.5	0.4	0.4	0.6	0.5	10.3	2.7	1.6	2.6	2.1	4.0
Belarus	913	0.6 r
Kazakhstan	916	7.0	1.7 r	1.4 r	1.9 r	1.8 r	1.8 r
Kyrgyz Republic	917	0.1	0.0 r	0.0 r	0.0 r	0.0 r	0.0 r
Russian Federation	922	1.5	0.4 r	0.4 r	0.3 r	0.5 r	0.3 r	2.0	0.3 r	0.1 r	0.5 r	0.1 r	1.4 r
Ukraine	926	0.4	0.1 r	0.1 r	0.1 r	0.1 r	1.3	0.0 r	0.1 r	0.2 r	0.2 r	0.8 r
Europe n.s.	884	0.0	0.0 r	0.0 r	0.0 r	0.0 r	0.0 r	157.0	39.3 r	32.4 r	42.9 r	40.6 r	41.2 r
Mid East, N Africa, Pak	440	37.1	9.8	8.4	9.3	9.3	10.1	677.4	168.4	140.7	183.6	175.2	177.9
Afghanistan, I.R. of	512	0.1	0.0 r	0.0 r	0.0 r	0.0 r	0.0 r	0.0	0.0 r	0.0 r	0.0 r	0.0 r	0.0 r
Algeria	612	0.5	0.1 r	0.1 r	0.1 r	0.1 r	0.2 r	0.0	0.0 r	0.0 r	0.0 r	0.0 r	0.0 r
Bahrain, Kingdom of	419	0.1	0.0 r	0.0 r	0.0 r	0.0 r	0.0 r	215.9	54.0 r	44.5 r	58.9 r	55.9 r	56.6 r
Djibouti	611	2.3	0.5 r	0.5 r	0.6 r	0.6 r	0.6 r	0.0	0.0 r	0.0 r	0.0 r	0.0 r	0.0 r
Egypt	469	2.8	0.7 r	0.7 r	0.7 r	0.7 r	0.7 r	43.8	11.0 r	11.0 r	11.0 r	11.0 r	11.0 r
Iran, I.R. of	429	0.5	0.1 r	0.1 r	0.1 r	0.1 r	0.1 r
Iraq	433	0.2	0.0 r	0.0 r	0.0 r	0.0 r	0.1 r	0.0	0.0 r	0.0 r	0.0 r	0.0 r	0.0 r
Jordan	439	0.1	0.1 r	0.0 r	0.0 r	0.0 r	0.0 r	0.1	0.0 r	0.0 r	0.0 r	0.0 r	0.0 r
Kuwait	443	1.0	0.2 r	0.2 r	0.3 r	0.3 r	0.3 r	3.9	1.0 r	0.8 r	1.1 r	1.0 r	1.0 r
Morocco	686	2.8	1.9 r	0.6 r	0.7 r	0.7 r	0.8 r	0.1	0.5 r	0.0 r	0.0 r	0.0 r	0.0 r
Oman	449	1.1	0.2 r	0.2 r	0.3 r	0.3 r	0.3 r	10.3	2.6 r	2.1 r	2.8 r	2.7 r	2.7 r
Pakistan	564	6.6	1.7 r	1.7 r	1.7 r	1.7 r	1.7 r	104.8	24.6 r	20.8 r	28.3 r	27.4 r	28.3 r
Qatar	453	0.0	0.0 r	0.0 r	0.0 r	0.0 r	0.0 r	70.5	17.6 r	14.5 r	19.2 r	18.2 r	18.5 r
Saudi Arabia	456	3.4	0.8 r	0.8 r	0.9 r	0.9 r	0.9 r	24.0	6.0 r	4.9 r	6.5 r	6.2 r	6.3 r
Sudan	732	0.0	0.0 r	0.0 r	0.1	0.0 r	0.0 r	0.0 r	0.0 r	0.0 r
Syrian Arab Republic	463	0.6	0.1 r	0.1 r	0.1 r	0.1 r	0.2 r
Tunisia	744	0.5	0.1 r	0.1 r	0.1 r	0.1 r	0.1 r	2.6	0.7 r	0.6 r	0.7 r	0.7 r	0.7 r
United Arab Emirates	466	14.8	3.3 r	3.2 r	3.7 r	3.8 r	4.1 r	200.7	50.2 r	41.4 r	54.8 r	51.9 r	52.6 r
Sub-Saharan Africa	603	148.9	37.3	33.5	35.2	43.9	36.3	285.1	68.0	59.5	69.0	75.2	81.5
Angola	614	0.2	0.0 r	0.0 r	0.0 r	0.0 r	0.0 r
Benin	638	1.3	0.3 r	0.3 r	0.3 r	0.3 r	0.4 r	0.0	0.0 r	0.0 r	0.0 r	0.0 r	0.0 r
Botswana	616	0.1	0.0 r	0.0 r	0.0 r	0.0 r	0.0 r	0.0	0.0 r	0.0 r	0.0 r	0.0 r	0.0 r
Burkina Faso	748	0.4	0.1 r	0.1 r	0.1 r	0.1 r	0.1 r	0.0	0.0 r	0.0 r	0.0 r	0.0 r	0.0 r
Cameroon	622	0.2	0.0 r	0.0 r	0.1 r	0.1 r	0.1 r	1.3	0.3 r	0.3 r	0.3 r	0.3 r	0.3 r
Chad	628	0.1	0.0 r	0.0 r	0.0 r	0.0 r	0.0 r
Comoros	632	5.1	1.1 r	1.1 r	1.3 r	1.3 r	1.5 r	0.1	0.0 r	0.0 r	0.0 r	0.0 r	0.0 r
Congo, Dem. Rep. of	636	0.3	0.1 r	0.1 r	0.1 r	0.1 r	0.1 r	0.0	0.0 r	0.0 r	0.0 r	0.0 r	0.0 r
Côte d'Ivoire	662	1.3	0.3 r	0.3 r	0.3 r	0.3 r	0.3 r	0.2	0.1 r	0.1 r	0.1 r	0.1 r	0.1 r
Ethiopia	644	0.1	0.0 r	0.0 r	0.0 r	0.0 r	0.0 r	0.0	0.0 r	0.0 r	0.0 r	0.0 r	0.0 r
Gabon	646	0.1	0.0 r	0.0 r	0.0 r	0.0 r	0.0 r	0.0	0.0 r	0.0 r	0.0 r	0.0 r	0.0 r
Ghana	652	0.4	0.1 r	0.1 r	0.1 r	0.1 r	0.1 r	0.1	0.0 r	0.0 r	0.0 r	0.0 r	0.0 r
Guinea	656	0.2	0.0 r	0.0 r	0.1 r	0.1 r	0.1 r	0.0	0.0 r	0.0 r	0.0 r	0.0 r	0.0 r
Kenya	664	15.8	3.5 r	3.4 r	4.0 r	4.0 r	4.4 r	6.5	1.6 r	1.3 r	1.8 r	1.7 r	1.7 r
Malawi	676	0.1	0.0 r	0.0 r	0.0 r	0.0 r	0.0 r
Mali	678	2.4	0.5 r	0.5 r	0.6 r	0.6 r	0.7 r	0.1	0.0 r	0.0 r	0.0 r	0.0 r	0.0 r
Mauritius	684	31.5	6.3 r	6.5 r	7.8 r	8.1 r	9.1 r	99.0	24.7 r	20.4 r	27.0 r	25.6 r	26.0 r
Mozambique	688	4.5	1.0 r	1.0 r	1.1 r	1.1 r	1.3 r	3.6	0.9 r	0.7 r	1.0 r	0.9 r	0.9 r
Nigeria	694	0.2	0.0 r	0.0 r	0.0 r	0.0 r	0.0 r	1.8	0.4 r	0.4 r	0.5 r	0.5 r	0.5 r
Rwanda	714	0.6	0.1 r	0.1 r	0.2 r	0.2 r	0.2 r	0.0	0.0 r	0.0 r	0.0 r	0.0 r	0.0 r
Senegal	722	0.1	0.1 r	0.0 r	0.0 r	0.0 r	0.0 r
Seychelles	718	4.5	1.1 r	1.0 r	1.2 r	1.1 r	1.2 r	4.6	1.2 r	0.9 r	1.3 r	1.2 r	1.2 r
South Africa	199	75.7	21.8 r	17.9 r	16.9 r	25.3 r	15.6 r	150.8	34.3 r	31.8 r	32.4 r	40.4 r	46.2 r
Swaziland	734	0.0	0.0 r	0.0 r	0.0 r	0.0 r	0.0 r	10.9	2.7 r	2.2 r	3.0 r	2.8 r	2.9 r
Tanzania	738	3.4	0.7 r	0.7 r	0.8 r	0.8 r	0.9 r	4.2	1.1 r	0.9 r	1.2 r	1.1 r	1.1 r

Madagascar (674)

In Millions of U.S. Dollars

		Exports (FOB)						Imports (CIF)					
		2016	2015Q4	2016Q1	2016Q2	2016Q3	2016Q4	2016	2015Q4	2016Q1	2016Q2	2016Q3	2016Q4
Togo	742	0.2	0.1 r	0.1 r	0.1 r	0.1 r	0.1 r	0.1	0.0 r	0.0 r	0.0 r	0.0 r	0.0 r
Zambia	754	0.0	0.0 r	0.0 r	0.0 r	0.0 r	0.0 r	0.1	0.1 r	0.0 r	0.0 r	0.1 r
Zimbabwe	698	0.5	0.1 r	0.1 r	0.1 r	0.1 r	0.1 r	1.2	0.3 r	0.3 r	0.3 r	0.3 r	0.3 r
Western Hemisphere	205	4.9	1.1	1.1	1.2	1.2	1.4	73.5	12.3	15.7	17.5	24.5	15.8
Antigua and Barbuda	311	0.1	0.0 r	0.0 r	0.0 r	0.0 r	0.0 r
Argentina	213	0.4	0.1 r	0.1 r	0.1 r	0.1 r	0.1 r	23.3	5.8 r	5.8 r	5.8 r	5.8 r	5.8 r
Brazil	223	0.4	0.1 r	0.1 r	0.1 r	0.1 r	0.1 r	36.2	3.0 r	6.8 r	8.0 r	15.0 r	6.3 r
Chile	228	0.2	0.0 r	0.0 r	0.0 r	0.0 r	0.1 r	0.1	0.0 r	0.0 r	0.0 r
Colombia	233	0.1	0.0 r	0.0 r	0.0 r	0.0 r	0.0 r	0.0	0.0 r	0.0 r	0.0 r	0.0 r	0.0 r
Dominican Republic	243	0.3	0.1 r	0.1 r	0.1 r	0.1 r	0.1 r	0.0	0.0 r	0.0 r	0.0 r	0.0 r	0.0 r
Ecuador	248	1.1	0.2 r	0.2 r	0.3 r	0.3 r	0.3 r
Haiti	263	0.1	0.0 r	0.0 r	0.0 r	0.0 r	0.0 r
Mexico	273	0.9	0.2 r	0.2 r	0.2 r	0.2 r	0.2 r	4.0	1.0 r	1.0 r	1.0 r	1.0 r	1.0 r
Nicaragua	278	0.2	0.1 r	0.0 r	0.1 r	0.1 r	0.1 r
Panama	283	1.0	0.2 r	0.2 r	0.3 r	0.3 r	0.3 r	0.0	0.0 r	0.0 r	0.0 r	0.0 r	0.0 r
Peru	293	1.7	0.4 r	0.4 r	0.4 r	0.4 r	0.5 r	0.1	0.0 r	0.0 r	0.0 r	0.0 r	0.0 r
Uruguay	298	0.1	0.0 r	0.0 r	0.0 r	0.0 r	0.0 r
Venezuela, Rep. Bol.	299	8.2	2.0 r	1.7 r	2.2 r	2.1 r	2.1 r
Countries & Areas n.s.	898	95.0	20.9 r	20.5 r	23.9 r	24.0 r	26.5 r	53.8	13.5 r	11.1 r	14.7 r	13.9 r	14.1 r
Memorandum Items													
Africa	605	155.1	40.0	34.9	36.8	45.4	38.0	288.0	69.3	60.1	69.8	75.9	82.2
Middle East	405	24.2	5.5	5.3	6.1	6.1	6.7	569.7	142.5	119.3	154.5	147.0	148.9
European Union	998	1,049.3	239.7	224.4	252.7	267.9	304.3	456.3	120.9	98.5	120.7	106.5	130.6
Export earnings: fuel	080	23.2	5.2	5.1	5.7	6.0	6.4	545.9	136.3	112.1	148.9	140.8	144.0
Export earnings: nonfuel	092	2,291.3	496.3	546.0	592.5	546.7	606.1	2,410.4	625.1	504.8	632.0	630.7	642.8

Malawi (676)

In Millions of U.S. Dollars

		Exports (FOB)						Imports (CIF)					
		2016	2015Q4	2016Q1	2016Q2	2016Q3	2016Q4	2016	2015Q4	2016Q1	2016Q2	2016Q3	2016Q4
IFS World	
World	001	1,087.5	347.3	279.5	267.8	236.1	304.1	2,084.4	502.2	425.2	510.7	601.7	546.7
Advanced Economies	110	397.3	125.2	102.3	92.4	86.5	116.1	432.1	85.3	91.7	108.8	128.4	103.1
Euro Area	163	208.1	74.4	50.8	55.0	51.0	51.3	144.1	27.8	27.1	33.3	58.2	25.5
Austria	122	2.9	0.1 r	0.6 r	0.8 r	0.4 r	1.1 r
Belgium	124	89.1	38.5 r	20.9 r	24.1 r	28.8 r	15.2 r	18.5	7.3 r	7.1 r	2.0 r	8.5 r	0.9 r
Estonia	939	0.3	0.1 r	0.0 r	0.1 r	0.1 r	0.1 r
Finland	172	1.4	0.5 r	0.4 r	0.2 r	0.5 r	0.3 r	3.4	2.5 r	0.5 r	1.3 r	0.6 r	1.0 r
France	132	0.5	0.7 r	0.0 r	0.0 r	0.2 r	0.2 r	29.3	1.3 r	1.1 r	3.1 r	23.8 r	1.3 r
Germany	134	46.5	18.5 r	11.4 r	11.3 r	7.6 r	16.2 r	25.3	3.7 r	4.5 r	7.9 r	5.9 r	7.0 r
Greece	174	6.2	0.7 r	2.0 r	1.2 r	1.3 r	1.6 r	0.0	0.1 r	0.0 r
Ireland	178	0.0	0.0 r	0.0 r	0.0 r	0.0 r	0.0 r	6.2	2.2 r	1.4 r	1.4 r	1.7 r	1.6 r
Italy	136	5.2	0.3 r	0.6 r	3.4 r	0.4 r	0.8 r	15.4	2.2 r	2.9 r	5.5 r	3.6 r	3.4 r
Lithuania	946	1.7	0.7 r	0.4 r	0.3 r	0.5 r	0.5 r	1.4	0.1 r	0.1 r	0.4 r	0.5 r	0.4 r
Luxembourg	137	0.2	0.0 r	0.0 r	0.0 r	0.0 r	0.0 r	0.0	0.0 r	0.0 r	0.0 r	0.0 r
Netherlands	138	24.1	3.1 r	3.9 r	6.3 r	6.2 r	7.7 r	33.8	6.8 r	7.1 r	9.5 r	11.0 r	6.2 r
Portugal	182	26.5	8.2 r	9.6 r	7.0 r	3.5 r	6.5 r	4.0	0.6 r	0.8 r	0.7 r	1.0 r	1.4 r
Slovak Republic	936	0.0	0.0 r	0.0 r	0.0 r	0.5	0.1 r	0.1 r	0.1 r	0.2 r	0.1 r
Spain	184	6.7	3.1 r	1.5 r	1.2 r	1.9 r	2.2 r	3.1	0.9 r	0.6 r	0.4 r	1.0 r	1.0 r
Australia	193	0.3	1.4 r	0.1 r	0.1 r	0.1 r	0.1 r	8.9	0.1 r	5.9 r	2.7 r	0.0 r	0.3 r
Canada	156	3.4	1.1 r	0.7 r	1.0 r	0.7 r	1.0 r	15.8	1.9 r	1.4 r	0.9 r	6.3 r	7.2 r
China,P.R.: Hong Kong	532	1.2	1.4 r	0.2 r	0.2 r	0.6 r	0.2 r	21.9	3.3 r	1.9 r	6.7 r	8.4 r	4.8 r
Czech Republic	935	15.1	2.1 r	2.2 r	2.4 r	4.9 r	5.6 r	0.6	0.1 r	0.1 r	0.0 r	0.4 r	0.1 r
Denmark	128	5.3	0.3 r	4.2 r	0.4 r	0.0 r	0.7 r	19.5	6.8 r	4.6 r	3.9 r	4.6 r	6.3 r
Israel	436	0.2	0.0 r	0.0 r	0.0 r	0.0 r	0.0 r	6.4	0.6 r	1.6 r	1.6 r	1.6 r	1.6 r
Japan	158	1.4	0.6 r	0.2 r	0.4 r	0.4 r	0.3 r	41.6	8.7 r	8.7 r	9.2 r	10.5 r	13.1 r
Korea, Republic of	542	23.0	0.4 r	15.6 r	5.3 r	1.0 r	1.2 r	21.8	4.4 r	4.4 r	4.6 r	6.2 r	6.6 r
New Zealand	196	0.1	0.3 r	0.1 r	0.0 r	0.0 r	0.0 r	0.2	0.0 r	0.0 r	0.0 r	0.1 r
Norway	142	0.0	0.0 r	0.0 r	0.0 r	0.0 r	0.0 r	0.7	0.0 r	0.0 r	0.1 r	0.5 r
Singapore	576	12.1	2.6 r	3.0 r	3.1 r	3.0 r	2.9 r	1.3	0.2 r	0.3 r	0.3 r	0.4 r	0.3 r
Sweden	144	7.1	2.0 r	1.8 r	1.6 r	2.0 r	1.6 r	2.3	0.4 r	1.5 r	0.1 r	0.5 r	0.2 r
Switzerland	146	7.4	2.4 r	1.7 r	2.1 r	1.9 r	1.8 r	5.5	6.6 r	1.1 r	0.6 r	1.9 r	1.9 r
Taiwan Prov.of China	528	2.6 e	0.3 e	1.3 e	0.5 e	0.6 e	0.2 e	1.5 e	0.3 e	0.7 e	0.2 e	0.3 e	0.3 e
United Kingdom	112	45.3	12.5 r	9.6 r	10.2 r	11.6 r	13.9 r	79.1	17.6 r	16.9 r	28.9 r	15.2 r	18.1 r
United States	111	64.7	23.1 r	10.7 r	10.0 r	8.7 r	35.2 r	61.1	6.4 r	15.6 r	15.7 r	13.8 r	16.1 r
Emerg. & Dev. Economies	200	690.2	222.1	177.3	175.4	149.6	187.9	1,652.3	416.9	333.5	401.8	473.3	443.6
Emerg. & Dev. Asia	505	100.0	42.5	32.9	28.9	12.5	25.7	573.4	148.7	125.5	135.1	162.0	150.8
Bangladesh	513	1.0	0.3 r	0.2 r	0.3 r	0.2 r	0.3 r	0.1	0.0 r	0.0 r	0.0 r	0.0 r	0.0 r
Cambodia	522	1.6	0.5 r	0.4 r	0.4 r	0.4 r	0.5 r	0.0	0.0 r	0.0 r	0.0 r	0.0 r	0.0 r
China,P.R.: Mainland	924	49.4	1.1 r	24.0 r	22.8 r	1.5 r	1.1 r	285.0	87.0 r	50.8 r	82.3 r	79.6 r	72.3 r
Fiji	819	0.1	0.0 r	0.0 r	0.0 r	0.0 r	0.0 r	0.0	0.0 r	0.0 r	0.0 r	0.0 r	0.0 r
India	534	33.0	33.8 r	4.1 r	1.7 r	7.3 r	19.9 r	224.4	45.3 r	58.5 r	36.2 r	66.4 r	63.2 r
Indonesia	536	2.7	2.6 r	1.1 r	0.6 r	0.5 r	0.6 r	25.8	9.1 r	5.3 r	6.7 r	7.5 r	6.4 r
Malaysia	548	1.7	0.3 r	0.6 r	0.4 r	0.3 r	0.4 r	21.1	3.6 r	8.4 r	4.0 r	4.5 r	4.2 r
Philippines	566	7.7	3.0 r	1.9 r	2.0 r	1.7 r	2.1 r
Solomon Islands	813	0.1	0.0 r	0.0 r	0.0 r	0.0 r	0.0 r
Sri Lanka	524	0.1	0.0 r	0.0 r	0.1 r	0.1	0.0 r	0.0 r	0.0 r	0.0 r	0.0 r
Thailand	578	0.9	0.2 r	0.2 r	0.2 r	0.2 r	0.4 r	9.5	1.8 r	1.1 r	4.0 r	1.7 r	2.8 r
Vietnam	582	1.8	0.6 r	0.4 r	0.5 r	0.4 r	0.5 r	1.9	0.5 r	0.4 r	0.5 r	0.6 r	0.5 r
Asia n.s.	598	5.5	1.4 r	1.1 r	1.4 r	1.6 r	1.4 r
Europe	170	88.9	25.5	31.0	16.2	17.1	24.5	36.3	10.9	4.6	3.5	4.8	23.4
Emerg. & Dev. Europe	903	13.4	4.6	2.7	2.6	2.3	5.8	7.5	1.7	1.4	1.9	1.9	2.2
Bosnia and Herzegovina	963	0.6	0.2 r	0.1 r	0.1 r	0.1 r	0.2 r	0.0	0.0 r	0.0 r	0.0 r	0.0 r	0.0 r
Bulgaria	918	0.9	0.3 r	0.6 r	1.2	0.3 r	0.3 r	0.4 r	0.2 r	0.2 r
Gibraltar	823	0.3	0.1 r	0.1 r	0.1 r	0.1 r	0.1 r
Hungary	944	0.2	0.0 r	0.0 r	0.0 r	0.1 r	0.0 r	0.2	0.1 r	0.1 r	0.0 r	0.0 r	0.0 r
Poland	964	6.8	3.4 r	1.3 r	0.7 r	0.8 r	3.9 r	3.1	0.2 r	0.3 r	0.5 r	1.3 r	0.9 r
Romania	968	1.1	0.0 r	0.3 r	0.2 r	0.3 r	0.4 r	0.0	0.0 r	0.0 r
Serbia, Republic of	942	0.4	0.0 r	0.0 r	0.1 r	0.2 r	0.1 r	0.1	0.1 r
Turkey	186	3.4	0.9 r	0.5 r	0.8 r	0.9 r	1.2 r	2.7	1.0 r	0.6 r	0.8 r	0.3 r	1.0 r

Malawi (676)

In Millions of U.S. Dollars

		Exports (FOB)						Imports (CIF)					
		2016	2015Q4	2016Q1	2016Q2	2016Q3	2016Q4	2016	2015Q4	2016Q1	2016Q2	2016Q3	2016Q4
CIS	901	75.4	21.0	28.4	13.7	14.8	18.7	27.4	8.8	2.9	1.2	2.5	20.8
Armenia	911	3.6	3.3 r	2.0 r	0.0 r	1.6 r
Belarus	913	1.1	0.3 r	0.1 r	0.5 r	0.5 r	0.0	0.0 r
Kazakhstan	916	0.2	0.1 r	0.1 r	0.1 r	0.0 r	0.1 r
Russian Federation	922	38.4	12.8 r	17.3 r	5.9 r	5.9 r	9.2 r	27.0	8.8 r	2.5 r	1.2 r	2.5 r	20.8 r
Ukraine	926	32.0	4.5 r	8.8 r	7.2 r	6.7 r	9.4 r	0.4	0.0 r	0.4 r	0.0 r
Europe n.s.	884	1.5	0.4 r	0.3 r	0.4 r	0.4 r	0.4 r
Mid East, N Africa, Pak	440	78.8	29.2	19.3	19.4	18.9	21.1	263.8	76.8	56.6	68.8	75.6	62.8
Algeria	612	3.3	1.1 r	0.8 r	0.9 r	0.7 r	0.9 r	0.0	0.0 r	0.0 r	0.0 r	0.0 r	0.0 r
Egypt	469	39.5	15.5 r	9.8 r	9.9 r	9.7 r	10.1 r	5.1	1.7 r	1.0 r	1.3 r	1.5 r	1.3 r
Jordan	439	1.0	0.0 r	0.3 r	0.0 r	0.2 r	0.4 r
Kuwait	443	26.7	6.8 r	5.3 r	6.8 r	7.8 r	6.7 r
Lebanon	446	2.0	0.6 r	0.9 r	0.5 r	0.3	0.1 r	0.0 r	0.1 r	0.2 r
Morocco	686	1.8	2.4 r	0.4 r	0.5 r	0.4 r	0.5 r	0.2	0.1 r	0.1 r	0.1 r	0.1 r	0.1 r
Oman	449	3.1	0.8 r	0.6 r	0.8 r	0.9 r	0.8 r
Pakistan	564	0.1	0.0 r	0.0 r	0.0 r	0.0 r	0.0 r	8.1	2.5 r	1.9 r	2.0 r	2.1 r	2.0 r
Qatar	453	4.5	1.2 r	0.9 r	1.2 r	1.3 r	1.1 r
Saudi Arabia	456	0.1	0.0 r	0.0 r	0.0 r	0.0 r	0.0 r	15.7	4.0 r	3.1 r	4.0 r	4.6 r	4.0 r
Tunisia	744	1.3	0.4 r	0.3 r	0.3 r	0.3 r	0.4 r	0.0	0.0 r	0.0 r	0.0 r	0.0 r	0.0 r
United Arab Emirates	466	29.6	9.7 r	7.0 r	7.7 r	6.6 r	8.3 r	199.8	59.7 r	43.6 r	52.6 r	57.1 r	46.6 r
Sub-Saharan Africa	603	421.2	124.6	93.8	110.5	100.7	116.1	770.8	177.3	145.0	192.7	228.6	204.6
Angola	614	0.1	0.0 r	0.0 r	0.0 r	0.0 r	0.0 r
Botswana	616	3.6	0.7 r	0.7 r	0.9 r	0.9 r	1.2 r	7.2	2.0 r	1.5 r	1.9 r	2.1 r	1.7 r
Burundi	618	1.0	0.3 r	0.2 r	0.3 r	0.2 r	0.3 r	0.0	0.0 r	0.0 r	0.0 r	0.0 r	0.0 r
Congo, Dem. Rep. of	636	2.2	0.7 r	0.5 r	0.6 r	0.5 r	0.6 r	0.4	0.1 r	0.1 r	0.1 r	0.1 r	0.1 r
Ethiopia	644	0.3	0.1 r	0.1 r	0.1 r	0.1 r	0.1 r	0.4	0.1 r	0.1 r	0.1 r	0.1 r	0.1 r
Kenya	664	23.9	4.5 r	4.2 r	5.7 r	5.8 r	8.1 r	26.7	6.9 r	5.4 r	6.8 r	7.8 r	6.7 r
Lesotho	666	0.3	0.1 r	0.1 r	0.1 r	0.1 r	0.1 r
Madagascar	674	0.1	0.0 r	0.0 r	0.0 r	0.0 r	0.0 r	4.5	1.2 r	0.9 r	1.2 r	1.3 r	1.1 r
Mali	678	0.1	0.0 r	0.0 r	0.0 r	0.0 r	0.0 r	0.0	0.0 r	0.0 r	0.0 r	0.0 r	0.0 r
Mauritius	684	0.4 r	55.9	6.4 r	14.0 r	14.0 r	14.0 r	14.0 r
Mozambique	688	119.3	37.1 r	27.1 r	30.6 r	27.0 r	34.7 r	63.2	16.1 r	12.6 r	16.2 r	18.5 r	15.9 r
Namibia	728	0.2	0.0 r	0.0 r	0.0 r	0.0 r	0.0 r	4.1	1.0 r	0.8 r	1.1 r	1.2 r	1.0 r
Niger	692	0.7	0.2 r	0.2 r	0.2 r	0.2 r	0.2 r	0.0	0.0 r	0.0 r	0.0 r	0.0 r	0.0 r
Nigeria	694	0.0	0.0 r	0.0 r	0.0 r	0.0 r	0.0 r	0.1	0.0 r	0.0 r	0.0 r	0.0 r	0.0 r
Rwanda	714	1.8	0.6 r	0.4 r	0.5 r	0.4 r	0.5 r	0.0	0.0 r	0.0 r	0.0 r	0.0 r	0.0 r
Senegal	722	0.4 r	0.0	0.0 r	0.0 r	0.0 r	0.0 r	0.0 r
Seychelles	718	0.1	0.0 r	0.0 r	0.0 r	0.0 r	0.0 r	0.8	0.2 r	0.2 r	0.2 r	0.2 r	0.2 r
South Africa	199	78.5	17.8 r	16.4 r	22.6 r	22.1 r	17.3 r	417.8	99.9 r	75.6 r	101.3 r	120.8 r	120.1 r
Swaziland	734	1.3	0.4 r	0.3 r	0.3 r	0.3 r	0.4 r	16.1	4.8 r	3.5 r	4.2 r	4.6 r	3.8 r
Tanzania	738	28.1	9.2 r	6.7 r	7.3 r	6.3 r	7.9 r	33.7	8.3 r	6.6 r	8.6 r	9.9 r	8.6 r
Uganda	746	9.8	2.3 r	2.3 r	2.8 r	2.3 r	2.4 r	0.3	0.1 r	0.0 r	0.1 r	0.1 r	0.1 r
Zambia	754	10.2	3.8 r	1.3 r	2.2 r	3.5 r	3.2 r	116.9	24.4 r	19.3 r	31.1 r	41.1 r	25.3 r
Zimbabwe	698	140.0	45.9 r	33.3 r	36.4 r	31.2 r	39.2 r	22.3	5.6 r	4.4 r	5.7 r	6.5 r	5.6 r
Western Hemisphere	205	1.4	0.3	0.3	0.3	0.3	0.4	7.9	3.2	1.8	1.8	2.2	2.1
Argentina	213	0.7	0.2 r	0.2 r	0.2 r	0.2 r	0.2 r	6.5	1.6 r	1.6 r	1.6 r	1.6 r	1.6 r
Brazil	223	0.2	0.0 r	0.0 r	0.0 r	0.1 r	0.9	1.4 r	0.1 r	0.1 r	0.5 r	0.3 r
Colombia	233	0.4	0.1 r	0.1 r	0.1 r	0.1 r	0.1 r
Ecuador	248	0.1	0.0 r	0.0 r	0.0 r	0.0 r	0.0 r
Haiti	263	0.1	0.0 r	0.0 r	0.0 r	0.0 r	0.0 r	0.0	0.0 r	0.0 r	0.0 r	0.0 r	0.0 r
Mexico	273	0.1	0.0 r	0.0 r	0.0 r	0.0 r	0.0 r
Paraguay	288	0.0	0.0 r	0.0 r	0.0 r	0.0 r	0.0 r	0.2	0.1 r	0.0 r	0.1 r	0.1 r	0.1 r
Memorandum Items													
Africa	605	427.6	128.5	95.3	112.2	102.2	117.9	771.2	177.4	145.1	192.7	228.7	204.6
Middle East	405	72.3	25.4	17.8	17.7	17.5	19.3	255.3	74.2	54.6	66.7	73.4	60.7
European Union	998	290.0	94.7	70.7	71.2	70.7	77.5	249.9	53.4	50.9	67.2	80.4	51.4
Export earnings: fuel	080	72.4	23.8	25.4	14.8	13.4	18.7	277.2	81.3	56.2	66.6	74.3	80.1
Export earnings: nonfuel	092	1,015.1	323.5	254.2	253.0	222.7	285.3	1,807.2	420.9	369.1	444.1	527.4	466.6

Malaysia (548)

In Millions of U.S. Dollars

		Exports (FOB)						Imports (CIF)					
		2016	2015Q4	2016Q1	2016Q2	2016Q3	2016Q4	2016	2015Q4	2016Q1	2016Q2	2016Q3	2016Q4
IFS World		189,414.7	49,374.9	44,108.5	46,777.8	48,230.1	50,298.5	168,392.5	42,223.7	38,366.7	42,297.6	43,802.7	43,925.5
World	001	189,312.6	49,453.5	44,108.1	46,769.6	48,193.5	50,241.4	178,183.0	42,295.2	38,366.7	42,836.5	47,685.2	49,294.7
Advanced Economies	110	108,955.5	29,093.7	26,073.0	26,680.0	27,455.4	28,747.0	89,669.1	22,704.3	20,627.8	23,073.7	23,159.4	22,808.2
Euro Area	163	15,598.6	4,097.2	3,749.9	3,770.9	3,961.7	4,116.1	13,816.9	3,500.0	3,100.5	4,028.8	3,571.1	3,116.6
Austria	122	111.2	38.4	30.9	32.9 r	24.5 r	22.9 r	530.2	157.8	134.1	142.2 r	132.2 r	121.3 r
Belgium	124	1,010.7	271.7	219.5	267.4 r	260.6 r	263.3 r	636.8	147.6	133.9	232.6 r	165.4 r	104.9 r
Cyprus	423	12.8	2.2	1.8	3.3 r	3.8 r	4.0 r	18.6	1.3	1.3	10.1 r	3.6 r	3.6 r
Estonia	939	31.3	13.7	9.2	5.6 r	7.4 r	9.2 r	6.5	0.9	0.9	1.8 r	1.9 r	1.9 r
Finland	172	102.0	30.4	28.1	21.6 r	24.9 r	27.4 r	153.8	32.7	38.0	40.3 r	38.5 r	37.0 r
France	132	1,415.5	422.7	363.0	364.5 r	345.5 r	342.5 r	2,287.4	470.3	500.8	947.0 r	587.0 r	252.7 r
Germany	134	5,373.4	1,270.1	1,288.5	1,344.7 r	1,353.0 r	1,387.2 r	5,732.4	1,393.1	1,367.8	1,468.4 r	1,451.0 r	1,445.2 r
Greece	174	127.0	101.4	73.8	17.0 r	17.2 r	19.1 r	20.1	4.8	3.1	12.1 r	2.5 r	2.5 r
Ireland	178	136.2	38.7	36.8	35.0 r	33.2 r	31.2 r	585.4	73.8	92.0	137.3 r	174.1 r	182.0 r
Italy	136	965.0	232.5	236.8	245.7 r	236.7 r	245.7 r	1,387.9	326.0	291.5	368.8 r	374.1 r	353.5 r
Latvia	941	71.2	11.4	12.4	9.8 r	21.4 r	27.7 r	17.1	4.0	4.1	2.2 r	4.8 r	6.1 r
Lithuania	946	31.3	11.6	8.6	8.3 r	7.7 r	6.7 r	88.5	6.2	22.3	18.6 r	23.3 r	24.3 r
Luxembourg	137	9.2	18.8	2.0	2.2 r	2.4 r	2.5 r	21.9	5.6	3.3	9.1 r	6.2 r	3.4 r
Malta	181	24.1	9.5	5.4	6.7 r	6.2 r	5.8 r	42.3	45.7	11.1	9.8 r	10.2 r	11.2 r
Netherlands	138	5,285.8	1,424.2	1,248.2	1,147.7 r	1,378.7 r	1,511.2 r	1,694.4	710.9	366.8	480.4 r	438.1 r	409.0 r
Portugal	182	66.1	16.1	16.1	18.0 r	16.3 r	15.6 r	40.6	6.8	6.7	10.8 r	11.5 r	11.6 r
Slovak Republic	936	59.5	16.3	12.9	13.8 r	15.5 r	17.2 r	30.1	6.9	7.2	8.9 r	7.2 r	6.9 r
Slovenia	961	204.3	21.5	24.1	65.6 r	60.2 r	54.4 r	23.7	4.0	5.1	7.0 r	6.0 r	5.5 r
Spain	184	561.8	145.9	131.8	161.1 r	146.5 r	122.5 r	499.4	101.6	110.7	120.9 r	133.5 r	134.3 r
Australia	193	6,445.3	1,940.3	1,587.6	1,623.6 r	1,579.5 r	1,654.7 r	3,762.0	1,047.0	826.0	994.1 r	983.5 r	958.4 r
Canada	156	704.5	174.3	161.5	167.2 r	181.8 r	194.0 r	666.6	127.3	175.9	203.6 r	156.7 r	130.5 r
China,P.R.: Hong Kong	532	9,071.5	2,151.0	2,122.8	2,312.4 r	2,286.7 r	2,349.7 r	3,053.3	683.5	651.5	811.9 r	799.7 r	790.1 r
China,P.R.: Macao	546	27.4	5.0	6.8	8.4 r	6.8 r	5.4 r	13.2	4.2	3.5	2.9 r	3.4 r	3.4 r
Czech Republic	935	326.5	84.8	74.5	82.3 r	82.2 r	87.5 r	199.9	52.7	41.2	59.0 r	51.6 r	48.1 r
Denmark	128	134.8	42.5	33.6	32.5 r	32.9 r	35.9 r	189.8	83.3	43.4	53.1 r	47.8 r	45.4 r
Iceland	176	1.3	0.2	0.2	0.2 r	0.4 r	0.5 r	1.9	0.1	0.7	0.6 r	0.3 r	0.3 r
Japan	158	15,250.3	4,567.0	4,120.3	3,377.3 r	3,730.0 r	4,022.7 r	13,734.0	3,154.1	3,270.7	3,333.2 r	3,498.2 r	3,631.9 r
Korea, Republic of	542	5,491.7	1,675.1	1,466.3	1,275.1 r	1,330.2 r	1,420.2 r	8,838.1	1,979.4	1,760.6	2,142.8 r	2,430.9 r	2,503.9 r
New Zealand	196	731.8	304.9	161.3	185.4 r	195.7 r	189.4 r	690.3	165.0	169.7	174.5 r	175.8 r	170.4 r
Norway	142	90.2	34.0	26.6	23.8 r	20.2 r	19.7 r	254.0	158.8	55.4	72.0 r	60.2 r	66.4 r
Singapore	576	27,581.1	6,829.9	6,255.1	6,777.8 r	7,070.7 r	7,477.4 r	17,453.4	5,007.1	4,158.0	4,246.8 r	4,478.6 r	4,570.0 r
Sweden	144	352.9	90.0	83.9	89.0 r	88.0 r	92.0 r	469.6	90.3	97.9	126.2 r	125.6 r	119.8 r
Switzerland	146	676.1	110.6	95.6	99.5 r	210.6 r	270.4 r	1,718.8	474.8	387.1	397.2 r	464.3 r	470.3 r
Taiwan Prov.of China	528	5,011.2	1,621.0	1,081.6	1,324.3 r	1,275.3 r	1,330.0 r	9,809.5	2,234.2	2,124.2	2,501.6 r	2,588.3 r	2,595.5 r
United Kingdom	112	2,106.2	592.4	501.0	554.0 r	530.8 r	520.4 r	1,579.1	426.5	420.0	405.2 r	382.1 r	371.8 r
United States	111	19,353.9	4,773.5	4,544.5	4,976.3 r	4,872.0 r	4,961.0 r	13,418.6	3,515.9	3,341.6	3,520.3 r	3,341.4 r	3,215.4 r
Vatican	187	0.1	0.0 r	0.0 r	0.0 r
Emerg. & Dev. Economies	200	80,326.3	20,354.8	18,028.8	20,077.0	20,731.9	21,488.6	87,084.4	19,128.1	17,258.0	19,405.1	24,223.9	26,197.4
Emerg. & Dev. Asia	505	62,061.2	15,848.7	13,821.6	15,449.7	16,099.1	16,690.7	72,804.1	15,743.4	13,922.6	16,343.7	20,462.1	22,075.7
American Samoa	859	17.7	8.8	0.4	7.2 r	4.9 r	5.2 r	0.3	0.0	0.1 r	0.1 r	0.1 r
Bangladesh	513	1,240.8	241.6	255.0	418.9 r	310.8 r	256.2 r	190.0	40.8	50.0	52.2 r	45.4 r	42.5 r
Bhutan	514	1.5	0.1	0.5	0.2 r	0.4 r	0.5 r	0.0	0.0	0.0	0.0 r	0.0 r	0.0 r
Brunei Darussalam	516	512.0	171.2	121.9	145.6 r	126.9 r	117.6 r	157.0	42.6	18.0	75.9 r	38.9 r	24.1 r
Cambodia	522	285.0	63.0	89.0	63.6 r	64.9 r	67.5 r	140.7	46.6	35.4	29.5 r	37.1 r	38.8 r
China,P.R.: Mainland	924	23,753.3	6,374.3	4,962.7	5,490.7 r	6,366.8 r	6,933.1 r	34,306.5	8,222.2	7,248.2	8,856.4 r	9,117.6 r	9,084.3 r
Fiji	819	56.7	15.2	13.3	11.2 r	14.6 r	17.5 r	4.2	0.5	0.3	0.5 r	1.5 r	2.0 r
F.T. French Polynesia	887	13.8	10.4	1.0	4.8 r	4.6 r	3.4 r
F.T. New Caledonia	839	25.7	19.6	7.4	15.5 r	1.4 r	1.5 r	0.1	0.1	0.1	0.0 r	0.0 r	0.0 r
Guam	829	3.0	1.1	0.7	0.6 r	0.8 r	0.9 r	0.1	0.0	0.0	0.0 r	0.0 r	0.0 r
India	534	7,713.6	1,955.4	1,794.9	1,981.1 r	1,976.6 r	1,961.0 r	4,012.4	894.3	923.3	894.3 r	1,068.6 r	1,126.2 r
Indonesia	536	6,665.9	1,767.5	1,562.7	1,765.7 r	1,667.1 r	1,670.4 r	7,092.6	1,997.8	1,686.8	1,756.3 r	1,801.9 r	1,847.7 r
Kiribati	826	1.1	0.3	0.2	0.3 r	0.3 r	0.3 r	1.5	0.1 r	0.6 r	0.8 r
Lao People's Dem.Rep	544	18.5	4.6	5.1	6.0 r	4.0 r	3.5 r	12.4	0.3	4.0	1.3 r	3.1 r	3.9 r
Maldives	556	116.8	31.0	25.4	31.6 r	30.1 r	29.5 r	1.3	0.1	0.0	0.1 r	0.5 r	0.7 r
Marshall Islands	867	1.0	0.1 r	0.4 r	0.6 r	5.6	0.3 r	2.2 r	3.1 r
Micronesia	868	0.4	0.0 r	0.2 r	0.2 r	0.0	0.0 r	0.0 r	0.0 r

Malaysia (548)

In Millions of U.S. Dollars

		Exports (FOB)						Imports (CIF)					
		2016	2015Q4	2016Q1	2016Q2	2016Q3	2016Q4	2016	2015Q4	2016Q1	2016Q2	2016Q3	2016Q4
Mongolia	948	15.8	2.9	3.4	4.7 r	4.1 r	3.6 r	0.3	0.0	0.1	0.0 r	0.1 r	0.1 r
Myanmar	518	945.9	237.3	220.4	189.7 r	250.0 r	285.7 r	198.6	34.9	52.0	55.2 r	49.1 r	42.4 r
Nauru	836	0.2	0.0	0.1	0.1 r
Nepal	558	28.9	3.9	9.4	6.5 r	6.2 r	6.8 r	0.6	0.2	0.1	0.1 r	0.2 r	0.1 r
Palau	565	0.5	0.1	0.1	0.2 r	0.1 r	0.1 r
Papua New Guinea	853	335.9	67.4	89.3	85.5 r	73.7 r	87.3 r	171.2	27.5	25.9	22.4 r	54.5 r	68.3 r
Philippines	566	3,288.4	806.0	814.6	829.4 r	817.5 r	826.8 r	1,589.9	405.2	356.1	395.2 r	413.0 r	425.5 r
Samoa	862	5.1	1.5	1.3	1.5 r	1.2 r	1.0 r	0.3	0.2 r	0.1 r	0.1 r
Solomon Islands	813	38.6	7.4	7.4	13.6 r	8.3 r	9.2 r	16.1	2.2	1.5	3.8 r	5.5 r	5.3 r
Sri Lanka	524	582.6	128.7	119.5	135.6 r	158.1 r	169.5 r	59.5	13.8	13.8	12.6 r	15.8 r	17.3 r
Thailand	578	10,628.2	2,768.9	2,615.6	2,584.4 r	2,678.0 r	2,750.2 r	10,208.5	2,760.3	2,487.9	2,632.2 r	2,576.5 r	2,512.0 r
Timor-Leste	537	12.2	11.1	8.2	1.4 r	1.3 r	1.4 r	0.3	0.0	0.1	0.1 r	0.1 r	0.1 r
Tonga	866	2.3	0.7	0.7	0.7 r	0.5 r	0.4 r	0.0	0.0	0.0 r
Tuvalu	869	1.0	0.5	0.1	0.1 r	0.3 r	0.4 r	0.0	0.0 r	0.0 r	0.0 r
Vanuatu	846	16.4	6.6	0.4	7.1 r	4.4 r	4.5 r	4.4	1.1	0.9	0.6 r	1.3 r	1.6 r
Vietnam	582	5,730.3	1,140.9	1,090.4	1,645.7 r	1,519.8 r	1,474.3 r	4,536.0	1,247.9	1,010.6	990.5 r	1,235.7 r	1,299.1 r
Asia n.s.	598	2.1	0.6	0.5	0.5 r	0.5 r	0.6 r	10,093.4	4.9	7.5	563.8 r	3,992.6 r	5,529.4 r
Europe	170	3,325.5	731.2	727.3	775.2	882.1	941.0	1,828.8	363.9	415.5	383.8	487.4	542.2
Emerg. & Dev. Europe	903	2,499.9	528.6	539.7	562.1	671.8	726.3	725.0	172.6	173.3	168.6	188.3	194.7
Albania	914	10.8	0.9	0.4	1.2 r	3.8 r	5.3 r	0.6	0.0	0.2	0.1 r	0.2 r	0.2 r
Bosnia and Herzegovina	963	0.4	0.2	0.0	0.1 r	0.1 r	0.1 r	0.2	1.6	0.0	0.0 r	0.1 r	0.1 r
Bulgaria	918	64.0	13.6	15.1	16.0 r	15.8 r	17.1 r	32.2	9.9	6.7	8.2 r	8.2 r	9.1 r
Croatia	960	16.1	3.5	3.3	4.2 r	4.2 r	4.3 r	22.1	2.5	1.7	7.2 r	7.4 r	5.8 r
Gibraltar	823	0.2	0.0	0.0	0.1 r	0.1 r	0.1 r	0.0
Hungary	944	283.8	56.0	54.2	70.7 r	76.9 r	82.2 r	142.0	40.6	37.7	34.8 r	35.3 r	34.2 r
Macedonia, FYR	962	1.1	0.1	0.5 r	0.3 r	0.3 r	1.3	0.3	0.7 r	0.2 r	0.1 r
Montenegro	943	0.8	0.3	0.2	0.1 r	0.2 r	0.2 r	0.3	0.2	0.0 r	0.0 r	0.0 r
Poland	964	286.2	80.0	71.6	64.2 r	71.8 r	78.6 r	183.7	50.7	52.6	47.4 r	43.7 r	39.9 r
Romania	968	102.2	22.9	25.0	26.5 r	25.2 r	25.5 r	40.5	8.1	7.5	6.7 r	11.7 r	14.5 r
Serbia, Republic of	942	5.5	1.0	1.1	1.3 r	1.5 r	1.6 r	1.9	0.1	0.5	0.8 r	0.3 r	0.3 r
Turkey	186	1,728.8	350.1	368.6	377.2 r	472.0 r	511.0 r	300.1	59.2	65.8	62.7 r	81.0 r	90.5 r
CIS	901	825.4	202.7	187.4	213.1	210.2	214.6	1,103.8	191.3	242.2	215.1	299.0	347.5
Armenia	911	4.1	1.7	1.2	0.5 r	1.1 r	1.3 r	0.1	0.0	0.1
Azerbaijan, Rep. of	912	8.4	1.6	2.5	3.0 r	1.8 r	1.0 r	0.0	0.2	0.0
Belarus	913	3.0	0.1	0.3	0.7 r	0.9 r	1.0 r	36.2	8.8	3.2	12.7 r	11.0 r	9.3 r
Georgia	915	22.1	7.6	2.8	8.7 r	5.2 r	5.4 r	2.8	7.6	1.4	0.4 r	0.5 r	0.5 r
Kazakhstan	916	43.6	6.7	8.3	12.0 r	11.5 r	11.7 r	1.5	0.9	1.3	0.2 r	0.0 r	0.0 r
Kyrgyz Republic	917	2.0	0.5	0.3	0.6 r	0.5 r	0.6 r	0.0	0.0	0.0	0.0 r
Moldova	921	0.2	0.3	0.2	0.1 r	0.0 r	0.0 r	9.0	2.2	0.7	1.3 r	3.1 r	3.9 r
Russian Federation	922	529.9	145.3	118.1	122.3 r	138.1 r	151.5 r	969.3	135.7	215.1	180.3 r	262.1 r	311.9 r
Tajikistan	923	1.5	0.3	0.3	0.5 r	0.4 r	0.4 r	0.0	0.0 r	0.0 r	0.0 r
Turkmenistan	925	17.7	1.7	2.1	3.3 r	6.0 r	6.3 r	0.9	0.0	0.2	0.0 r	0.3 r	0.4 r
Ukraine	926	89.5	16.5	27.0	16.7 r	21.6 r	24.3 r	82.9	35.9	19.3	20.1 r	22.0 r	21.4 r
Uzbekistan	927	103.3	20.4	24.4	44.7 r	23.0 r	11.2 r	1.0	0.0	0.8	0.0 r	0.1 r	0.1 r
Europe n.s.	884	0.3	0.0	0.1	0.0 r	0.1 r	0.1 r	0.0	0.0	0.0 r	0.0 r	0.0 r
Mid East, N Africa, Pak	440	7,754.0	1,766.1	1,837.1	2,017.8	1,940.6	1,958.5	6,850.7	1,532.6	1,480.3	1,599.1	1,838.9	1,932.3
Afghanistan, I.R. of	512	85.4	30.0	16.9	15.5 r	23.9 r	29.1 r	0.2	0.0	0.0	0.1 r	0.1 r	0.1 r
Algeria	612	123.6	29.4	37.6	28.3 r	27.7 r	29.9 r	0.9	27.2	0.1	0.3 r	0.3 r	0.3 r
Bahrain, Kingdom of	419	64.2	12.9	15.6	19.5 r	15.4 r	13.5 r	143.4	3.4	25.8	61.7 r	39.9 r	16.0 r
Djibouti	611	90.8	14.9	20.1	22.4 r	22.5 r	25.8 r	0.1	0.0	0.1 r
Egypt	469	500.5	125.6	123.3	129.8 r	122.4 r	125.0 r	121.8	14.7	26.1	25.1 r	33.3 r	37.4 r
Iran, I.R. of	429	521.3	120.9	123.1	89.0 r	139.2 r	170.0 r	154.8	6.7	9.4	17.7 r	54.8 r	73.0 r
Iraq	433	115.9	27.3	19.8	28.0 r	33.3 r	34.8 r	79.1	0.0	0.1	11.5 r	33.7 r	33.8 r
Jordan	439	98.3	34.6	31.2	23.0 r	21.5 r	22.6 r	70.1	14.4	17.2	11.1 r	18.0 r	23.8 r
Kuwait	443	178.2	44.4	53.5	46.6 r	40.5 r	37.6 r	448.1	100.7	121.5	78.6 r	111.5 r	136.6 r
Lebanon	446	62.5	15.6	15.9	16.6 r	15.1 r	15.0 r	9.8	1.4	2.1	3.7 r	2.7 r	1.4 r
Libya	672	27.6	3.9	20.4	3.0 r	2.3 r	1.9 r	3.8	0.1	2.5	0.4 r	0.4 r	0.4 r
Mauritania	682	49.5	17.4	8.9	8.5 r	13.8 r	18.3 r	1.5	0.0	0.1	0.1 r	0.6 r	0.8 r
Morocco	686	69.0	15.3	16.0	18.8 r	17.7 r	16.4 r	24.7	4.6	6.1	5.5 r	6.2 r	6.8 r
Oman	449	236.1	51.7	55.0	64.4 r	59.0 r	57.6 r	264.7	59.1	74.6	53.1 r	67.4 r	69.6 r

Malaysia (548)

In Millions of U.S. Dollars

		Exports (FOB)						Imports (CIF)					
		2016	2015Q4	2016Q1	2016Q2	2016Q3	2016Q4	2016	2015Q4	2016Q1	2016Q2	2016Q3	2016Q4
Pakistan	564	1,170.2	219.2	235.4	330.9 r	311.1 r	292.8 r	171.6	45.5	41.4	52.9 r	40.6 r	36.7 r
Qatar	453	150.3	35.9	32.7	43.6 r	39.1 r	34.8 r	419.9	59.0	44.2	75.4 r	138.5 r	161.7 r
Saudi Arabia	456	812.9	206.9	192.3	204.7 r	206.8 r	209.0 r	2,559.2	410.8	493.9	661.3 r	696.6 r	707.3 r
Somalia	726	83.0	17.6	17.6	21.9 r	21.3 r	22.2 r
Sudan	732	45.1	7.0	8.6	11.2 r	12.1 r	13.3 r	0.8	0.0	0.3	0.2 r	0.2 r	0.2 r
Syrian Arab Republic	463	33.0	7.1	9.0	9.7 r	7.5 r	6.8 r	0.3	0.0	0.1	0.1 r	0.1 r	0.1 r
Tunisia	744	62.0	16.2	13.8	22.0 r	14.3 r	11.9 r	31.0	0.8	3.6	14.4 r	6.5 r	6.5 r
United Arab Emirates	466	3,031.0	682.9	741.0	817.1 r	736.3 r	736.6 r	2,335.8	781.8	609.5	522.8 r	585.3 r	618.2 r
West Bank and Gaza	487	0.9	0.3	0.6	0.1 r	0.1 r	0.1 r	0.3	0.0	0.2	0.0 r	0.0 r	0.0 r
Yemen, Republic of	474	142.7	29.2	28.6	43.1 r	37.5 r	33.5 r	8.6	2.1	1.5	3.1 r	2.3 r	1.7 r
Sub-Saharan Africa	603	3,500.8	1,109.7	791.2	879.8	873.8	956.1	1,518.7	420.2	365.8	379.5	385.0	388.3
Angola	614	130.4	70.3	23.7	30.1 r	37.5 r	39.1 r	1.1	0.4	0.5	0.1 r	0.2 r	0.3 r
Benin	638	285.9	55.7	62.9	86.2 r	70.0 r	66.8 r	0.0	0.6	0.0	0.0 r	0.0 r	0.0 r
Botswana	616	3.2	1.0	1.0	0.9 r	0.6 r	0.7 r	0.0	0.0
Burkina Faso	748	3.1	0.6	0.1	1.2 r	0.9 r	0.9 r	7.9	4.0	3.4	1.2 r	1.5 r	1.8 r
Burundi	618	0.1	0.2	0.1 r	0.0
Cabo Verde	624	1.1	0.1	0.1	0.1 r	0.4 r	0.5 r
Cameroon	622	41.8	7.1	3.9	9.6 r	12.5 r	15.8 r	71.9	21.0	18.0	15.5 r	18.0 r	20.4 r
Central African Rep.	626	3.6	1.3	1.0	0.5 r	1.0 r	1.2 r	0.1	0.0	0.1 r
Chad	628	0.4	0.0	0.2	0.1 r	0.1 r	0.1 r	0.0
Comoros	632	4.7	1.1	0.9	1.0 r	1.2 r	1.5 r	0.2	0.0 r	0.1 r	0.1 r
Congo, Dem. Rep. of	636	18.0	2.3	2.6	4.0 r	5.0 r	6.5 r	54.3	8.3	11.9	11.3 r	14.8 r	16.2 r
Congo, Republic of	634	42.1	17.7	4.9	13.1 r	12.2 r	11.8 r	34.9	9.7	3.5	6.7 r	10.7 r	14.0 r
Côte d'Ivoire	662	67.7	15.2	14.0	18.6 r	17.8 r	17.3 r	278.7	69.8	87.4	70.0 r	63.7 r	57.6 r
Equatorial Guinea	642	7.3	3.0	2.6	2.0 r	1.3 r	1.4 r	0.0	0.0	0.0
Eritrea	643	6.3	3.3	0.5	1.8 r	1.7 r	2.2 r
Ethiopia	644	113.1	35.5	26.8	24.9 r	30.5 r	31.0 r	1.1	0.1	0.0	0.6 r	0.4 r	0.1 r
Gabon	646	33.5	9.5	6.4	14.5 r	8.7 r	4.0 r	120.2	39.0	22.1	38.4 r	29.8 r	29.9 r
Gambia, The	648	27.2	9.0	5.8	5.1 r	7.5 r	8.8 r
Ghana	652	193.8	54.1	35.2	57.0 r	50.7 r	50.9 r	164.3	62.3	40.1	63.1 r	37.8 r	23.4 r
Guinea	656	50.5	9.1	4.9	10.8 r	14.6 r	20.2 r	3.3	1.2	2.4	0.4 r	0.3 r	0.2 r
Guinea-Bissau	654	4.6	1.8	0.5	1.1 r	1.4 r	1.6 r
Kenya	664	172.3	34.0	43.4	47.2 r	42.9 r	38.8 r	12.6	1.9	2.5	2.2 r	3.6 r	4.1 r
Lesotho	666	1.5	0.3	0.1	0.8 r	0.3 r	0.3 r	0.1	0.0	0.0 r	0.0 r	0.0 r
Liberia	668	36.0	7.8	7.8	15.7 r	7.6 r	4.8 r	14.5	1.7	3.7	1.3 r	4.0 r	5.5 r
Madagascar	674	79.8	17.3	17.6	20.3 r	21.3 r	20.6 r	9.7	1.2	4.6	2.0 r	1.5 r	1.5 r
Malawi	676	31.6	1.4	6.3	2.8 r	9.5 r	13.1 r	5.4	0.8	1.8	1.4 r	1.1 r	1.2 r
Mali	678	2.4	0.3	0.4	0.8 r	0.7 r	0.6 r	0.5	0.0	0.0 r	0.2 r	0.3 r
Mauritius	684	85.4	20.5	17.6	21.3 r	22.7 r	23.8 r	3.5	2.7	0.7	0.9 r	0.9 r	1.0 r
Mozambique	688	157.2	75.9	20.5	29.5 r	44.7 r	62.4 r	4.0	2.2	1.8	0.7 r	0.8 r	0.8 r
Namibia	728	4.3	2.2	1.6	0.8 r	0.9 r	1.0 r	1.0	0.4	0.7	0.3 r
Niger	692	4.0	2.6	1.4	2.0 r	0.5 r	0.1 r	0.1	0.0	0.0 r	0.1 r	0.1 r
Nigeria	694	714.4	269.5	210.8	194.3 r	153.1 r	156.2 r	107.3	14.9	13.7	22.6 r	33.1 r	37.9 r
Rwanda	714	2.4	0.8	0.3	0.3 r	0.8 r	1.0 r	16.2	5.2	3.4	4.5 r	4.5 r	3.7 r
São Tomé & Príncipe	716	0.3	0.0	0.1	0.1 r	0.1 r	0.1 r
Senegal	722	58.8	19.7	11.7	12.4 r	16.0 r	18.7 r	5.1	0.0	0.4	3.6 r	0.6 r	0.6 r
Seychelles	718	35.5	31.5	11.0	3.7 r	8.9 r	11.9 r	0.1	0.0	0.0	0.1 r	0.0 r	0.0 r
Sierra Leone	724	10.5	3.0	2.6	1.9 r	2.7 r	3.4 r	0.0	0.0
South Africa	199	695.6	161.5	152.0	150.5 r	180.0 r	213.2 r	411.2	125.6	109.0	103.4 r	102.7 r	96.2 r
Swaziland	734	1.6	1.3	0.1	0.4 r	0.5 r	0.6 r	0.3	0.0	0.1	0.1 r	0.1 r	0.1 r
Tanzania	738	256.4	77.0	72.0	59.8 r	54.5 r	70.0 r	151.7	31.8	26.9	16.4 r	45.8 r	62.5 r
Togo	742	85.9	69.5	9.9	26.0 r	23.6 r	26.5 r	2.1	0.7	0.8	0.1 r	0.5 r	0.7 r
Uganda	746	11.6	12.7	3.1	2.8 r	2.8 r	2.9 r	27.0	8.3	1.2	11.3 r	7.2 r	7.3 r
Zambia	754	2.9	1.0	0.5	0.4 r	0.8 r	1.0 r	6.3	5.8	3.7	0.8 r	0.9 r	1.0 r
Zimbabwe	698	12.0	1.8	2.5	3.5 r	3.2 r	2.8 r	1.9	0.7	1.5	0.3 r	0.0 r	0.0 r
Western Hemisphere	205	3,684.7	899.1	851.7	954.4	936.4	942.3	4,082.2	1,068.0	1,073.9	699.0	1,050.5	1,258.8
Antigua and Barbuda	311	1.2	0.2	0.6	0.2 r	0.2 r	0.2 r	0.3	0.1	0.2	0.0 r	0.0 r	0.0 r
Argentina	213	195.0	72.0	39.3	85.7 r	51.6 r	18.5 r	1,020.0	236.8	211.7	194.8 r	273.5 r	340.0 r
Aruba	314	1.1	0.0	0.5	0.1 r	0.2 r	0.3 r	0.0	0.0	0.0
Bahamas, The	313	5.7	1.0	1.3	1.7 r	1.4 r	1.4 r	0.1	0.1	0.1

Malaysia (548)

In Millions of U.S. Dollars

		Exports (FOB)						Imports (CIF)					
		2016	2015Q4	2016Q1	2016Q2	2016Q3	2016Q4	2016	2015Q4	2016Q1	2016Q2	2016Q3	2016Q4
Barbados	316	1.9	0.5	0.4	0.7 r	0.5 r	0.3 r	0.0	0.1	0.0	0.0 r	0.0 r	0.0 r
Belize	339	2.6	0.3	0.6	0.6 r	0.6 r	0.7 r	0.0	0.0	0.0
Bermuda	319	0.3	0.0	0.0	0.0 r	0.1 r	0.2 r	0.0	0.0	0.0 r	0.0 r	0.0 r
Bolivia	218	7.2	2.4	1.3	1.2 r	2.0 r	2.8 r	14.4	3.5	5.4	4.7 r	2.2 r	2.1 r
Brazil	223	709.8	158.9	179.7	146.9 r	177.2 r	206.0 r	2,037.3	498.5	587.3	272.7 r	523.2 r	654.1 r
Chile	228	164.1	37.6	43.8	49.2 r	40.0 r	31.1 r	110.3	54.6	24.9	28.3 r	29.8 r	27.3 r
Colombia	233	83.6	21.5	15.0	18.2 r	23.4 r	27.0 r	29.1	22.7	10.0	4.8 r	6.6 r	7.8 r
Costa Rica	238	43.0	6.9	9.9	12.1 r	10.9 r	10.2 r	21.0	4.7	5.1	5.0 r	5.3 r	5.7 r
Curacao	354	0.6	0.0 r	0.2 r	0.3 r	0.1	0.0 r	0.1 r	0.1 r
Dominica	321	0.9	0.1	0.1	0.2 r	0.3 r	0.3 r	0.0	0.0
Dominican Republic	243	33.3	5.8	7.8	7.4 r	8.7 r	9.5 r	2.7	0.2	0.4	0.7 r	0.8 r	0.8 r
Ecuador	248	16.8	5.2	3.0	3.7 r	4.6 r	5.5 r	60.8	27.0	25.5	9.9 r	12.7 r	12.7 r
El Salvador	253	16.1	2.7	3.7	5.0 r	4.0 r	3.4 r	1.3	0.1	0.1	0.6 r	0.3 r	0.3 r
Falkland Islands	323	0.1	0.0 r	0.0 r	0.0 r
Greenland	326	0.1	0.1	0.0	0.0 r	0.0 r	0.0 r
Grenada	328	8.9	1.5	0.9	2.3 r	2.6 r	3.1 r	0.1	0.0	0.0 r	0.0 r	0.0 r
Guatemala	258	32.4	7.7	8.3	6.5 r	8.3 r	9.3 r	41.6	0.7	18.0	19.1 r	2.0 r	2.6 r
Guyana	336	5.8	1.0	1.1	1.8 r	1.6 r	1.3 r	1.6	0.1	0.1	0.3 r	0.5 r	0.6 r
Haiti	263	10.6	2.2	1.5	2.5 r	3.2 r	3.3 r	0.1	0.0	0.0	0.1 r	0.0 r	0.0 r
Honduras	268	24.1	6.1	3.3	15.1 r	4.2 r	1.5 r	1.5	0.2	0.4	0.3 r	0.4 r	0.5 r
Jamaica	343	20.5	3.6	4.5	5.1 r	5.4 r	5.6 r	0.6	0.3	0.4	0.0 r	0.1 r	0.1 r
Mexico	273	1,890.9	457.9	413.4	504.9 r	484.7 r	488.0 r	373.2	105.1	86.5	86.6 r	98.8 r	101.4 r
Netherlands Antilles	353	0.2	0.4	0.2	0.0 r	0.1	10.3	0.1	0.0 r
Nicaragua	278	7.4	0.9	2.9	2.4 r	1.5 r	0.6 r	0.7	0.4	0.2	0.2 r	0.2 r	0.2 r
Panama	283	111.3	23.7	22.4	25.3 r	30.1 r	33.5 r	5.5	0.4	3.1	0.5 r	1.0 r	1.0 r
Paraguay	288	11.7	2.2	6.6	1.3 r	1.8 r	2.0 r	17.6	9.9	9.1	2.5 r	3.0 r	3.0 r
Peru	293	122.4	20.4	18.7	24.5 r	36.2 r	43.0 r	76.5	7.3	12.3	11.3 r	23.9 r	29.1 r
St. Kitts and Nevis	361	0.1	0.0	0.0	0.1 r	0.0 r	0.0 r	0.0	0.0
St. Lucia	362	0.5	0.2	0.1	0.1 r	0.1 r	0.2 r	0.0
St. Vincent & Grens.	364	0.4	0.1	0.2	0.1 r	0.1 r	0.1 r
Suriname	366	3.6	5.0	0.6	0.7 r	1.1 r	1.3 r	0.6	0.0	0.2	0.2 r	0.1 r	0.1 r
Trinidad and Tobago	369	56.7	5.2	38.6	6.7 r	5.5 r	5.8 r	25.6	0.0	25.1	0.0 r	0.2 r	0.2 r
Uruguay	298	22.4	7.3	5.9	4.2 r	5.7 r	6.7 r	21.4	6.9	6.3	2.2 r	5.5 r	7.3 r
Venezuela, Rep. Bol.	299	36.2	38.6	15.4	9.7 r	5.3 r	5.9 r	216.3	77.8	40.8	53.9 r	60.1 r	61.5 r
Western Hem. n.s.	399	35.2	0.0	0.4	8.4 r	13.0 r	13.5 r	1.4	0.1	0.6	0.3 r	0.2 r	0.2 r
Other Countries n.i.e	910	21.3	3.0	2.6	10.7	4.2	3.8	4.3	1.1	1.0	2.2	0.6	0.6
Cuba	928	17.5	2.1	1.7	9.3 r	3.5 r	3.0 r	2.3	0.7	1.0	0.4 r	0.5 r	0.5 r
Korea, Dem. People's Rep.	954	3.8	0.9	0.9	1.4 r	0.7 r	0.8 r	2.0	0.4	0.0	1.8 r	0.1 r	0.1 r
Special Categories	899	2.0	461.7
Countries & Areas n.s.	898	9.5	0.0	3.6	1.9 r	1.9 r	2.0 r	1,425.2	479.9	355.5 r	301.3 r	288.5 r
Memorandum Items													
Africa	605	4,023.7	1,227.3	913.8	1,012.9	1,003.2	1,093.8	1,577.7	452.8	376.0	400.0	398.8	402.9
Middle East	405	5,975.6	1,399.2	1,462.1	1,538.3	1,476.2	1,499.0	6,619.9	1,454.5	1,428.7	1,525.6	1,784.5	1,881.1
European Union	998	19,271.4	5,083.0	4,612.1	4,710.2	4,889.6	5,059.6	16,675.8	4,264.6	3,809.2	4,776.7	4,284.6	3,805.3
Export earnings: fuel	080	7,656.1	2,025.7	1,902.7	1,968.6	1,876.7	1,908.1	8,157.0	1,825.6	1,764.3	1,883.4	2,187.7	2,321.6
Export earnings: nonfuel	092	181,656.4	47,427.8	42,205.4	44,801.0	46,316.8	48,333.2	170,026.0	40,469.6	36,602.3	40,953.1	45,497.5	46,973.1

Maldives (556)

In Millions of U.S. Dollars

		Exports (FOB)						Imports (CIF)					
		2016	2015Q4	2016Q1	2016Q2	2016Q3	2016Q4	2016	2015Q4	2016Q1	2016Q2	2016Q3	2016Q4
IFS World		33.7	36.4	38.4	23.1	486.1	483.0	569.1	500.7
World	001	142.3	33.1	32.4	48.7	25.1	36.0	2,137.9	536.6	529.4	553.0	502.4	553.1
Advanced Economies	110	74.4	21.1	21.5	21.1	11.7	20.0	680.0	216.0	169.2	166.2	157.7	187.0
Euro Area	163	43.4	11.0	12.6	12.6	6.9	11.4	152.4	68.0	35.7	36.2	35.9	44.6
Austria	122	2.2	0.6 r	1.0 r	0.4 r	0.4 r	0.3 r
Belgium	124	0.4	0.2 r	0.2 r	0.1 r	0.1 r	0.1 r	6.2	1.7 r	1.2 r	1.0 r	1.3 r	2.7 r
Cyprus	423	2.9	0.4 r	0.6 r	0.9 r	0.5 r	1.0 r
Finland	172	0.2	0.1 r	0.0 r	0.0 r	0.2 r	0.2	0.2 r	0.0 r	0.0 r	0.0 r	0.2 r
France	132	12.3	3.5 r	3.3 r	3.8 r	1.6 r	3.5 r	17.5	7.4 r	4.1 r	3.7 r	4.3 r	5.4 r
Germany	134	12.2	2.8 r	3.4 r	4.0 r	1.8 r	3.1 r	51.7	13.3 r	13.1 r	10.8 r	12.3 r	15.4 r
Greece	174	0.0	0.0 r	0.0 r	0.5	0.0 r	0.0 r	0.0 r	0.1 r	0.4 r
Ireland	178	6.9	0.8 r	1.6 r	1.2 r	2.3 r	1.8 r	1.9	12.3 r	0.1 r	1.6 r	0.1 r	0.1 r
Italy	136	6.9	1.7 r	2.4 r	2.1 r	0.6 r	1.8 r	33.6	8.6 r	8.3 r	8.1 r	9.1 r	8.0 r
Latvia	941	0.0 e	0.0 e	0.2	0.1 r	0.0 r	0.0 r	0.1 r	0.1 r
Luxembourg	137	0.1	0.1 r	0.0 r	0.0 r	0.0 r	0.0 r
Malta	181	1.0	0.1 r	0.3 r	0.4 r	0.3 r	0.1 r
Netherlands	138	2.5	1.3 r	1.0 r	0.8 r	0.2 r	0.5 r	22.8	4.3 r	4.3 r	5.6 r	4.9 r	8.1 r
Portugal	182	0.0	0.0 r	0.0 r	0.0 r	0.0 r	0.0 r	0.5	0.1 r	0.1 r	0.0 r	0.3 r	0.1 r
Slovenia	961	0.3	0.1 r	0.0 r	0.0 r	0.1 r	0.2 r
Spain	184	1.9	0.6 r	0.7 r	0.5 r	0.1 r	0.6 r	10.6	18.6 r	2.3 r	3.5 r	2.2 r	2.6 r
Australia	193	0.6	0.1 r	0.1 r	0.0 r	0.0 r	0.4 r	34.5	9.3 r	9.9 r	11.8 r	0.2 r	12.7 r
Canada	156	0.3	0.2 r	0.0 r	0.1 r	0.0 r	0.1 r	15.1	3.2 r	2.7 r	3.6 r	2.8 r	6.0 r
China,P.R.: Hong Kong	532	1.6	0.8 r	0.6 r	0.4 r	0.2 r	0.3 r	46.7	11.5 r	9.0 r	9.6 r	10.6 r	17.5 r
Czech Republic	935	0.1	0.0 r	0.0 r	0.0 r	0.0 r	0.0 r	1.7	0.9 r	0.3 r	0.3 r	0.3 r	0.8 r
Denmark	128	0.0	0.0 r	0.0 r	0.0 r	0.0 r	0.0 r	6.7	1.0 r	1.2 r	2.4 r	1.0 r	2.0 r
Israel	436	0.1	0.0 r	0.0 r	0.0 r	0.0 r	0.0 r
Japan	158	3.0	0.7 r	0.4 r	1.4 r	0.2 r	1.0 r	20.8	5.0 r	4.5 r	6.2 r	5.2 r	4.9 r
Korea, Republic of	542	0.4	0.0 r	0.3 r	0.0 r	0.0 r	0.0 r	7.5	1.8 r	1.5 r	2.1 r	1.6 r	2.3 r
New Zealand	196	15.6	3.9 r	5.7 r	3.6 r	2.4 r	3.9 r
Norway	142	0.0	0.0 r	0.0 r	0.0 r	0.0 r	0.0 r	0.4	0.1 r	0.3 r	0.0 r	0.0 r	0.1 r
Singapore	576	0.0	0.3 r	0.0 r	0.0 r	0.0 r	0.0 r	305.4	88.2 r	82.9 r	72.4 r	80.2 r	69.8 r
Sweden	144	0.0 r	2.9	0.7 r	0.3 r	1.1 r	1.3 r	0.3 r
Switzerland	146	4.2	1.3 r	1.3 r	1.2 r	0.7 r	0.9 r	5.3	1.8 r	1.1 r	1.7 r	1.0 r	1.6 r
Taiwan Prov.of China	528	2.7	0.5 r	0.7 r	0.6 r	0.5 r	0.8 r	3.5	2.8 r	1.1 r	0.9 r	0.7 r	0.8 r
United Kingdom	112	5.8	1.5 r	1.4 r	1.6 r	1.4 r	1.4 r	19.2	5.9 r	3.2 r	3.7 r	4.8 r	7.5 r
United States	111	12.4	4.6 r	4.0 r	3.1 r	1.6 r	3.7 r	42.2	12.1 r	9.8 r	10.6 r	9.8 r	12.0 r
Emerg. & Dev. Economies	200	67.9	12.0	10.9	27.6	13.4	16.0	1,457.9	320.5	360.3	386.8	344.7	366.2
Emerg. & Dev. Asia	505	65.0	11.2	10.2	26.8	12.8	15.2	980.7	218.3	255.3	251.8	228.0	245.6
Bangladesh	513	0.3	0.0 r	0.1 r	0.1 r	0.0 r	0.1 r	3.1	0.6 r	0.8 r	0.8 r	0.8 r	0.8 r
Cambodia	522	0.1	0.1 r	0.0 r	0.0 r	0.0 r	0.0 r
China,P.R.: Mainland	924	0.1	0.0 r	0.0 r	0.0 r	0.0 r	0.0 r	285.6	46.6 r	80.2 r	75.0 r	59.8 r	70.7 r
India	534	1.6	1.2 r	0.1 r	0.2 r	1.1 r	0.2 r	275.7	60.1 r	66.9 r	65.1 r	70.3 r	73.4 r
Indonesia	536	0.1	0.0 r	0.0 r	0.0 r	0.0 r	45.8	10.8 r	11.0 r	12.3 r	11.2 r	11.4 r
Lao People's Dem.Rep	544	0.1	0.0 r	0.0 r	0.0 r	0.0 r	0.0 r
Malaysia	548	0.0	0.0 r	0.0 r	0.0 r	0.0 r	0.0 r	120.9	38.5 r	30.2 r	33.7 r	28.3 r	28.7 r
Myanmar	518	0.2	0.0 r	0.1 r	0.0 r	0.0 r
Philippines	566	0.3	0.0 r	0.1 r	0.1 r	0.1 r	0.1 r	1.3	0.3 r	0.3 r	0.4 r	0.3 r	0.3 r
Sri Lanka	524	14.2	3.3 r	4.6 r	4.4 r	2.7 r	2.4 r	134.4	32.7 r	37.2 r	33.0 r	32.0 r	32.1 r
Thailand	578	48.0	6.6 r	5.2 r	21.9 r	8.7 r	12.2 r	99.4	24.6 r	25.3 r	27.6 r	21.8 r	24.6 r
Vietnam	582	0.3	0.0 r	0.1 r	0.1 r	0.1 r	0.1 r	8.9	1.8 r	2.1 r	2.5 r	2.2 r	2.2 r
Asia n.s.	598	5.2	2.3 r	1.2 r	1.4 r	1.3 r	1.3 r
Europe	170	0.3	0.0	0.0	0.1	0.0	0.1	54.0	10.2	9.5	18.0	11.4	15.2
Emerg. & Dev. Europe	903	0.2	0.0	0.0	0.1	0.0	0.1	52.5	9.7	9.3	17.3	11.1	14.9
Bulgaria	918	0.0	0.0 r	0.0 r	0.2	0.0 r	0.0 r	0.0 r	0.0 r	0.1 r
Croatia	960	0.0 e	0.0 e	0.4	0.0 r	0.1 r	0.2 r	0.0 r	0.1 r
Hungary	944	0.0 e	0.0 e	0.2	0.0 r	0.0 r	0.1 r	0.0 r	0.0 r
Poland	964	0.2	0.0 r	0.0 r	0.1 r	0.0 r	0.1 r	9.1	1.4 r	2.2 r	2.2 r	1.9 r	2.9 r
Romania	968	0.1	0.2 r	0.0 r	0.0 r	0.0 r
Turkey	186	42.5	8.1 r	6.9 r	14.8 r	9.1 r	11.7 r

Maldives (556)

In Millions of U.S. Dollars

		Exports (FOB)						Imports (CIF)					
		2016	2015Q4	2016Q1	2016Q2	2016Q3	2016Q4	2016	2015Q4	2016Q1	2016Q2	2016Q3	2016Q4
CIS	901	0.0	0.0	0.0	0.0	0.0	0.0	1.3	0.5	0.2	0.7	0.3	0.2
Russian Federation	922	0.0 r	0.5	0.2 r	0.2 r	0.2 r	0.1 r	0.0 r
Ukraine	926	0.0	0.0 r	0.0 r	0.0 r	0.0 r	0.8	0.2 r	0.5 r	0.2 r	0.2 r
Europe n.s.	884	0.1	0.0 r	0.0 r	0.0 r	0.0 r	0.0 r
Mid East, N Africa, Pak	440	0.8	0.3	0.2	0.2	0.1	0.2	383.0	84.8	87.0	104.3	94.8	97.0
Afghanistan, I.R. of	512	0.1 e	0.0 e	0.0 e	0.0 e	0.0 e	0.0 e	0.0	0.0 r	0.0 r	0.0 r	0.0 r
Algeria	612	0.1 e	0.0 e	0.0 e	0.0 e	0.0 e	0.0 e
Bahrain, Kingdom of	419	0.0	0.0 r	0.0 r	0.0 r	0.0 r	0.0 r	22.7	5.6 r	5.3 r	6.3 r	5.5 r	5.6 r
Egypt	469	4.7	0.7 r	1.1 r	1.3 r	1.1 r	1.2 r
Lebanon	446	2.1	0.1 r	0.0 r	0.3 r	1.6 r	0.2 r
Oman	449	7.8	1.1 r	1.8 r	2.1 r	1.9 r	1.9 r
Pakistan	564	5.9	1.8 r	1.5 r	1.6 r	1.3 r	1.4 r
Qatar	453	0.0	0.0 r	0.0 r	0.0 r	0.0 r	4.8	0.1 r	1.1 r	1.3 r	1.2 r	1.2 r
Saudi Arabia	456	0.0	0.0 r	0.0 r	0.0 r	0.0 r	0.0 r	1.1	0.3 r	0.3 r	0.3 r	0.3 r	0.3 r
Tunisia	744	0.2	0.1 r	0.1 r	0.1 r	0.1 r	0.1 r
United Arab Emirates	466	0.6	0.2 r	0.2 r	0.2 r	0.1 r	0.2 r	333.6	75.0 r	75.7 r	91.0 r	81.8 r	85.1 r
Sub-Saharan Africa	603	1.9	0.5	0.4	0.5	0.5	0.5	16.2	2.2	3.2	6.0	4.0	3.1
Burkina Faso	748	1.0	0.2 r	0.2 r	0.3 r	0.2 r	0.3 r
Gambia, The	648	0.2	0.1 r	0.1 r	0.1 r	0.1 r
Kenya	664	0.1	0.0 r	0.0 r	0.0 r	0.0 r	0.0 r
Liberia	668	0.4	0.0 r	0.1 r	0.1 r	0.1 r	0.1 r
Mauritius	684	0.0 r	2.9	0.4 r	0.7 r	0.8 r	0.7 r	0.7 r
Nigeria	694	1.9 e	0.4 e	0.4 e	0.5 e	0.5 e	0.5 e
Seychelles	718	0.0	0.0 r	0.0 r	0.0 r	0.0 r	0.0 r	0.3	0.1 r	0.1 r	0.1 r	0.1 r	0.1 r
South Africa	199	0.0 r	10.4	1.4 r	1.8 r	4.4 r	2.6 r	1.6 r
Uganda	746	0.7	0.0 r	0.2 r	0.2 r	0.2 r	0.2 r
Western Hemisphere	205	0.0	0.0	0.0	0.0	0.0	0.0	24.0	5.0	5.3	6.7	6.6	5.4
Argentina	213	0.6	0.2 r	0.2 r	0.2 r	0.2 r	0.2 r
Bahamas, The	313	0.1	0.0 r	0.0 r	0.0 r	0.0 r	0.0 r
Brazil	223	16.2	3.2 r	3.5 r	4.5 r	4.7 r	3.6 r
Chile	228	0.3	0.0 r	0.1 r	0.2 r	0.1 r
Ecuador	248	0.1	0.0 r	0.0 r	0.0 r	0.0 r	0.0 r
Guyana	336	0.2	0.0 r	0.0 r	0.0 r	0.0 r
Jamaica	343	0.1	0.0 r	0.0 r	0.0 r	0.0 r	0.0 r
Mexico	273	0.3	0.2 r	0.1 r	0.2 r	0.1 r	0.0 r
Panama	283	0.2	0.0 r	0.1 r	0.1 r	0.1 r	0.1 r
Paraguay	288	0.1	0.0 r	0.0 r	0.0 r	0.0 r
St. Lucia	362	4.3	1.0 r	1.0 r	1.2 r	1.0 r	1.1 r
Uruguay	298	0.5	0.1 r	0.1 r	0.1 r	0.1 r
Western Hem. n.s.	399	1.0	0.2 r	0.2 r	0.3 r	0.2 r	0.2 r
Memorandum Items													
Africa	605	2.0	0.5	0.4	0.6	0.5	0.5	16.4	2.3	3.2	6.0	4.0	3.1
Middle East	405	0.6	0.2	0.2	0.2	0.1	0.2	376.9	83.0	85.4	102.6	93.4	95.5
European Union	998	49.5	12.6	14.0	14.2	8.4	12.9	192.7	78.1	43.1	46.1	45.2	58.4
Export earnings: fuel	080	2.6	0.7	0.6	0.7	0.6	0.7	370.6	82.5	84.4	101.3	90.7	94.2
Export earnings: nonfuel	092	139.6	32.4	31.8	48.0	24.5	35.3	1,767.3	454.1	445.0	451.8	411.6	458.9

Mali (678)

In Millions of U.S. Dollars

		Exports (FOB)						Imports (CIF)					
		2016	2015Q4	2016Q1	2016Q2	2016Q3	2016Q4	2016	2015Q4	2016Q1	2016Q2	2016Q3	2016Q4
IFS World	
World	001	1,181.6	244.5	266.2	364.4	317.1	233.9	4,414.9	983.6	1,025.3	1,085.2	997.9	1,306.6
Advanced Economies	110	484.0	94.5	103.0	127.8	110.8	142.4	1,299.5	304.5	310.6	307.3	306.6	374.9
Euro Area	163	72.9	15.3	10.8	27.9	12.2	21.9	953.0	220.2	244.8	220.9	215.8	271.4
Austria	122	0.0	0.0 r	0.0 r	0.0 r	0.0 r	0.0 r	6.8	1.7 r	1.8 r	1.8 r	1.2 r	2.0 r
Belgium	124	1.0	0.1 r	0.1 r	0.8 r	0.1 r	0.0 r	94.8	16.6 r	22.3 r	23.8 r	20.3 r	28.4 r
Cyprus	423	0.1	0.0 r	0.0 r	0.0 r	0.1 r
Estonia	939	0.0	0.1 r	0.0 r	2.6	0.6 r	0.7 r	0.7 r	0.6 r	0.6 r
Finland	172	0.0	0.0 r	0.0 r	0.0 r	10.9	7.7 r	1.2 r	0.6 r	7.2 r	1.8 r
France	132	47.2	9.2 r	6.8 r	16.5 r	7.1 r	16.8 r	455.7	104.5 r	155.0 r	108.5 r	91.3 r	101.0 r
Germany	134	2.7	0.1 r	0.3 r	1.6 r	0.4 r	0.4 r	140.8	40.0 r	27.8 r	28.9 r	38.4 r	45.8 r
Greece	174	10.5	0.7 r	0.6 r	0.6 r	8.7 r	0.5 r
Ireland	178	1.2	0.0 r	0.1 r	0.0 r	0.6 r	0.5 r	18.4	3.9 r	3.8 r	5.8 r	4.9 r	3.9 r
Italy	136	6.5	2.3 r	1.9 r	1.3 r	1.6 r	1.7 r	68.9	19.8 r	9.4 r	22.2 r	12.0 r	25.3 r
Latvia	941	0.3	0.0 r	0.0 r	0.2 r	0.0 r	0.1 r
Lithuania	946	0.6	0.1 r	0.1 r	0.1 r	0.1 r	0.1 r	0.1	0.1 r	0.1 r	0.0 r	0.0 r	0.0 r
Luxembourg	137	0.0 e	0.0 e	0.0 e	1.8 e	0.7 e	0.4 e	0.5 e	0.3 e	0.6 e
Netherlands	138	4.4	0.5 r	0.3 r	3.1 r	0.6 r	0.4 r	44.8	11.4 r	11.3 r	9.6 r	13.0 r	10.9 r
Portugal	182	5.8	1.7 r	0.7 r	2.4 r	1.0 r	1.6 r	7.5	1.2 r	0.5 r	1.6 r	1.3 r	4.0 r
Slovak Republic	936	0.0 e	0.0 e	6.3 e	0.3 e	0.2 e	3.8 e	2.0 e	0.3 e
Slovenia	961	0.0	0.0 r	0.5	0.2 r	0.0 r	0.2 r	0.1 r	0.2 r
Spain	184	3.4	1.3 r	0.5 r	2.1 r	0.6 r	0.2 r	82.2	10.7 r	9.6 r	12.2 r	14.6 r	45.8 r
Australia	193	1.5	0.6 r	0.7 r	0.6 r	0.1 r	0.0 r	15.3	7.4 r	4.7 r	6.1 r	0.3 r	4.2 r
Canada	156	2.3	0.8 r	0.3 r	0.7 r	0.5 r	0.8 r	29.1	10.8 r	8.3 r	7.8 r	4.3 r	8.8 r
China,P.R.: Hong Kong	532	1.5	0.6 r	0.0 r	0.5 r	0.5 r	0.5 r	1.5	1.1 r	0.4 r	0.5 r	0.2 r	0.5 r
Czech Republic	935	0.0	0.0 r	0.0 r	0.0 r	0.7	0.3 r	0.1 r	0.2 r	0.2 r	0.3 r
Denmark	128	0.7	0.0 r	0.6 r	0.0 r	0.0 r	0.0 r	8.2	2.2 r	3.0 r	0.9 r	2.3 r	2.1 r
Israel	436	15.1	0.1 r	0.1 r	7.4 r	7.5 r
Japan	158	0.2	0.0 r	0.0 r	0.1 r	0.0 r	0.0 r	54.2	5.6 r	4.3 r	8.0 r	27.2 r	14.7 r
Korea, Republic of	542	0.0	0.0 r	0.0 r	0.0 r	0.0 r	0.0 r	19.1	4.4 r	1.7 r	9.7 r	2.8 r	4.9 r
New Zealand	196	0.0	0.0 r	0.0 r	0.0 r	0.0 r	0.0 r	5.4	2.2 r	1.7 r	1.1 r	0.7 r	1.9 r
Norway	142	0.6	5.6 r	0.1 r	0.1 r	0.2 r	0.2 r
Singapore	576	0.4	0.1 r	0.1 r	0.2 r	0.1 r	0.0 r	1.2	0.2 r	0.5 r	0.3 r	0.1 r	0.4 r
Sweden	144	1.8	0.5 r	0.4 r	0.5 r	0.4 r	0.5 r	15.9	3.0 r	6.7 r	4.5 r	1.5 r	3.2 r
Switzerland	146	369.0	69.5 r	77.3 r	89.5 r	92.5 r	109.7 r	14.6	1.1 r	3.2 r	7.3 r	2.3 r	1.8 r
Taiwan Prov.of China	528	2.5 e	0.7 e	1.6 e	0.8 e	0.2 e	0.7 e	0.1 e	0.1 e	0.1 e	0.2 e	0.3 e
United Kingdom	112	8.8	0.5 r	0.8 r	2.8 r	0.9 r	4.3 r	48.3	11.8 r	11.6 r	13.5 r	7.7 r	15.6 r
United States	111	22.4	6.0 r	10.2 r	4.3 r	3.5 r	4.4 r	116.5	28.5 r	19.3 r	18.9 r	33.5 r	44.7 r
Emerg. & Dev. Economies	200	697.6	150.0	163.2	236.6	206.3	91.5	3,108.5	677.5	713.1	776.2	689.7	929.6
Emerg. & Dev. Asia	505	304.5	81.3	93.6	105.1	86.5	19.3	718.5	145.0	181.0	186.4	170.7	180.4
Bangladesh	513	7.7	0.8 r	0.8 r	3.5 r	2.5 r	0.9 r	0.2	0.1 r	0.1 r	0.1 r	0.1 r	0.1 r
Cambodia	522	0.8 e	0.2 e	0.2 e	0.2 e	0.2 e	0.2 e	0.0	0.0 r	0.0 r	0.0 r	0.0 r	0.0 r
China,P.R.: Mainland	924	59.4	3.4 r	3.7 r	29.4 r	23.3 r	2.9 r	537.1	105.8 r	132.5 r	138.8 r	127.9 r	137.8 r
India	534	143.2	67.6 r	77.8 r	31.4 r	31.7 r	2.3 r	104.0	23.9 r	32.2 r	24.1 r	25.6 r	22.0 r
Indonesia	536	65.6	3.1 r	5.3 r	31.0 r	21.6 r	7.8 r	7.6	0.6 r	1.4 r	1.9 r	1.8 r	2.4 r
Kiribati	826	0.1 e	0.0 e	0.0 e	0.0 e	0.0 e	0.0 e
Malaysia	548	0.1	0.0 r	0.0 r	0.0 r	0.0 r	12.7	1.0 r	1.6 r	3.0 r	3.5 r	4.6 r
Myanmar	518	16.3	3.8 r	3.9 r	3.9 r	3.6 r	4.8 r
Sri Lanka	524	0.6	0.4 r	0.5 r	0.1 r
Thailand	578	20.6	5.4 r	5.0 r	6.3 r	5.1 r	4.2 r	20.2	4.9 r	4.0 r	9.6 r	3.8 r	2.7 r
Timor-Leste	537	0.1	0.0 r	0.0 r	0.0 r	0.0 r	0.0 r
Tonga	866	0.3 e	0.1 e	0.0 e	0.1 e	0.1 e	0.1 e
Vanuatu	846	0.1	0.0 r	0.0 r	0.0 r	0.0 r	0.0 r
Vietnam	582	6.8	0.7 r	0.7 r	3.1 r	2.2 r	0.8 r	17.8	4.2 r	4.3 r	4.3 r	4.0 r	5.3 r
Asia n.s.	598	1.8	0.4 r	0.4 r	0.4 r	0.4 r	0.5 r
Europe	170	118.2	20.9	20.4	33.8	41.2	22.9	255.2	39.0	35.8	80.8	45.7	93.0
Emerg. & Dev. Europe	903	12.8	0.5	0.1	6.8	3.4	2.5	116.0	15.8	17.1	28.4	15.0	55.6
Albania	914	0.3	0.1 r	0.1 r	0.1 r	0.1 r	0.1 r
Bulgaria	918	0.0	0.0 r	0.0 r	0.0 r	0.0 r	0.0 r	0.1	0.0 r	0.0 r	0.0 r	0.0 r	0.0 r
Croatia	960	0.1	0.0 r	0.0 r	0.1 r	0.0 r

Mali (678)

In Millions of U.S. Dollars

		Exports (FOB)						Imports (CIF)					
		2016	2015Q4	2016Q1	2016Q2	2016Q3	2016Q4	2016	2015Q4	2016Q1	2016Q2	2016Q3	2016Q4
Hungary	944	0.0	0.0 r	2.1	1.1 r	0.4 r	0.9 r	0.3 r	0.5 r
Poland	964	0.0	0.0 r	0.0 r	0.0 r	9.8	2.6 r	2.3 r	3.1 r	2.3 r	2.2 r
Romania	968	2.8	0.4 r	1.0 r	0.4 r	0.2 r	1.1 r
Serbia, Republic of	942	0.1 e	0.0 e	0.0 e	0.1 e	0.1 e	0.1 e	0.0 e	0.0 e	0.0 e
Turkey	186	12.6	0.5 r	0.1 r	6.7 r	3.4 r	2.5 r	100.8	11.7 r	13.3 r	23.9 r	11.9 r	51.6 r
CIS	901	105.5	20.4	20.4	27.0	37.7	20.4	139.0	23.2	18.7	52.4	30.6	37.4
Belarus	913	23.2 e	0.0 e	5.8 e	17.3 e	0.2	0.1 r	0.1 r	0.1 r	0.1 r	0.0 r
Georgia	915	0.1	0.0 r	0.0 r	0.0 r	0.0 r	0.0 r	0.0	0.0 r	0.0 r	0.0 r	0.0 r	0.0 r
Russian Federation	922	22.3	5.4 r	5.4 r	6.0 r	5.4 r	5.4 r	80.6	17.7 r	18.6 r	19.9 r	20.0 r	22.1 r
Ukraine	926	59.9	14.9 r	14.9 r	15.1 r	14.9 r	14.9 r	58.2	5.4 r	32.4 r	10.5 r	15.2 r
Europe n.s.	884	0.1	0.0 r	0.0 r	0.0 r	0.0 r	0.0 r
Mid East, N Africa, Pak	440	58.1	5.8	7.1	26.3	18.1	6.6	271.6	54.0	64.0	67.4	60.6	79.6
Algeria	612	0.8	0.1 r	0.1 r	0.4 r	0.2 r	0.1 r	2.3	0.5 r	0.6 r	0.6 r	0.5 r	0.7 r
Bahrain, Kingdom of	419	0.5	0.0 r	0.1 r	0.2 r	0.1 r	0.1 r
Egypt	469	0.4	0.1 r	0.1 r	0.1 r	0.1 r	0.1 r	81.4	10.4 r	19.5 r	19.6 r	18.1 r	24.1 r
Iran, I.R. of	429	5.5	1.3 r	1.4 r	1.3 r	1.2 r	1.6 r
Jordan	439	1.0	0.1 r	0.7 r	0.2 r	0.1 r
Kuwait	443	0.0	0.0 r	0.0 r	0.0 r	0.0 r	0.0 r	0.1	0.0 r	0.0 r	0.0 r	0.0 r	0.0 r
Lebanon	446	2.0	1.3 r	1.0 r	0.7 r	0.3 r	0.0 r	9.4	1.2 r	1.4 r	3.7 r	1.8 r	2.5 r
Mauritania	682	4.7	0.5 r	0.5 r	2.2 r	1.5 r	0.5 r	15.6	3.6 r	3.7 r	3.8 r	3.5 r	4.6 r
Morocco	686	19.0	0.5 r	2.1 r	8.7 r	6.0 r	2.2 r	76.5	18.1 r	18.2 r	18.4 r	17.1 r	22.8 r
Oman	449	0.0 e	0.0 e	0.0 e	0.0 e	0.0 e	0.0 e	3.4	0.8 r	0.8 r	0.8 r	0.8 r	1.0 r
Pakistan	564	0.5	0.1 r	0.1 r	0.1 r	0.1 r	0.1 r	14.8	3.7 r	3.7 r	3.7 r	3.7 r	3.7 r
Qatar	453	0.7	0.2 r	0.2 r	0.2 r	0.2 r	0.2 r
Saudi Arabia	456	14.1	1.5 r	1.5 r	6.5 r	4.5 r	1.6 r	9.3	2.1 r	2.2 r	2.2 r	2.1 r	2.8 r
Tunisia	744	0.8	0.1 r	0.1 r	0.4 r	0.3 r	0.1 r	12.6	2.9 r	3.0 r	3.0 r	2.8 r	3.8 r
United Arab Emirates	466	15.3	1.6 r	1.6 r	7.0 r	4.9 r	1.8 r	39.0	9.0 r	9.3 r	9.4 r	8.7 r	11.7 r
Sub-Saharan Africa	603	216.5	41.9	42.0	71.3	60.4	42.8	1,782.5	430.6	423.6	430.9	403.6	524.4
Angola	614	0.0	0.0 r	0.0 r	0.0 r	0.0 r	0.0 r	0.1	0.0 r	0.0 r	0.0 r	0.0 r	0.0 r
Benin	638	5.4	0.5 r	0.6 r	2.5 r	1.7 r	0.6 r	381.8	87.9 r	90.9 r	91.8 r	85.2 r	113.9 r
Burkina Faso	748	51.0	5.3 r	5.5 r	23.4 r	16.2 r	5.9 r	42.8	10.0 r	10.3 r	10.3 r	9.5 r	12.7 r
Cameroon	622	0.0	0.0 r	0.0 r	0.0 r	0.0 r	0.0 r	0.5	0.1 r	0.1 r	0.1 r	0.1 r	0.2 r
Congo, Dem. Rep. of	636	0.0	0.0 r	0.0 r	0.0 r	0.0 r	0.0 r	0.2	0.0 r	0.0 r	0.0 r	0.0 r	0.1 r
Congo, Republic of	634	0.0	0.0 r	0.0 r	0.0 r	0.0 r	0.0 r	0.3	0.1 r	0.1 r	0.1 r	0.1 r	0.1 r
Côte d'Ivoire	662	46.4	10.4 r	10.4 r	13.4 r	12.2 r	10.4 r	367.8	85.4 r	88.0 r	88.6 r	81.9 r	109.4 r
Equatorial Guinea	642	0.1	0.0 r	0.0 r	0.0 r	0.0 r	0.0 r
Gabon	646	0.0	0.0 r	0.0 r	0.0 r	0.0 r	0.0 r	0.1	0.0 r	0.0 r	0.0 r	0.0 r	0.0 r
Gambia, The	648	0.0	0.0 r	0.0 r	0.0 r	0.0 r	0.0 r	13.6	3.2 r	3.3 r	3.3 r	3.0 r	4.0 r
Ghana	652	2.1	0.2 r	0.2 r	0.9 r	0.7 r	0.2 r	123.8	29.0 r	29.8 r	29.9 r	27.5 r	36.7 r
Guinea	656	8.8	0.9 r	0.9 r	4.0 r	2.8 r	1.0 r	8.8	2.1 r	2.2 r	2.1 r	2.0 r	2.6 r
Kenya	664	0.0	0.0 r	0.0 r	0.0 r	0.0 r	0.0 r	0.2	0.0 r	0.0 r	0.0 r	0.0 r	0.1 r
Mauritius	684	0.1	0.0 r	0.0 r	0.0 r	0.0 r	0.0 r
Niger	692	2.2	0.2 r	0.2 r	1.0 r	0.7 r	0.3 r	134.6	31.5 r	32.3 r	32.4 r	29.9 r	39.9 r
Nigeria	694	1.1	0.1 r	0.1 r	0.5 r	0.3 r	0.1 r	6.8	1.5 r	1.6 r	1.6 r	1.5 r	2.0 r
Senegal	722	50.9	12.5 r	12.4 r	13.2 r	12.9 r	12.4 r	537.4	136.0 r	130.3 r	129.9 r	119.2 r	158.0 r
Seychelles	718	0.1 e	0.0 e	0.0 e	0.0 e	0.0 e	0.0 e	0.0	0.0 r	0.0 r	0.0 r	0.0 r	0.0 r
Sierra Leone	724	1.3	0.1 r	0.1 r	0.6 r	0.4 r	0.1 r	0.0	0.0 r	0.0 r	0.0 r	0.0 r	0.0 r
South Africa	199	46.9	11.5 r	11.5 r	11.6 r	12.4 r	11.5 r	130.6	35.1 r	26.8 r	32.7 r	36.0 r	35.1 r
Swaziland	734	0.0	0.0 r	0.0 r	0.0 r	0.0 r	0.0 r	0.4	0.1 r	0.1 r	0.1 r	0.1 r	0.1 r
Tanzania	738	0.0	0.0 r	0.0 r	0.0 r	0.0 r	0.0 r	0.2	0.0 r	0.0 r	0.0 r	0.0 r	0.0 r
Togo	742	31.9	7.5 r	7.7 r	7.7 r	7.1 r	9.4 r
Uganda	746	0.1	0.0 r	0.0 r	0.0 r	0.0 r	0.0 r
Zambia	754	0.1	0.0 r	0.0 r	0.0 r	0.0 r	0.0 r	0.3	0.7 r	0.0 r	0.0 r	0.3 r	0.0 r
Western Hemisphere	205	0.2	0.1	0.0	0.1	0.0	0.0	80.8	8.9	8.6	10.8	9.1	52.3
Argentina	213	0.0	0.0 r	0.0 r	0.0 r	0.0 r	0.0 r	4.7	1.2 r	1.2 r	1.2 r	1.2 r	1.2 r
Brazil	223	0.0	0.0 r	0.0 r	0.0 r	0.0 r	0.0 r	68.4	5.8 r	5.7 r	7.6 r	6.1 r	49.0 r
Chile	228	0.0 r	0.1	0.1 r	0.0 r	0.1 r
Colombia	233	0.3	0.1 r	0.1 r	0.1 r	0.1 r	0.1 r
El Salvador	253	0.0	0.0 r	0.0 r	0.3	0.2 r	0.0 r	0.0 r
Guatemala	258	0.0	0.0 r	0.0 r	0.0 r	0.0 r	0.0 r	1.1	0.3 r	0.3 r	0.3 r	0.2 r	0.3 r

Mali (678)

In Millions of U.S. Dollars

		Exports (FOB)						Imports (CIF)					
		2016	2015Q4	2016Q1	2016Q2	2016Q3	2016Q4	2016	2015Q4	2016Q1	2016Q2	2016Q3	2016Q4
Mexico	273	0.0	0.0 r	0.0 r	0.0 r	0.0 r	0.0 r	0.3	0.1 r	0.1 r	0.1 r	0.1 r	0.1 r
Panama	283	1.4	0.4 r	0.4 r	0.4 r	0.4 r	0.4 r
Peru	293	3.8	0.9 r	0.9 r	0.9 r	0.9 r	1.1 r
Suriname	366	0.0 e	0.0 e	0.0 e	0.0 e	0.0 e	0.0 e	0.1	0.0 r	0.0 r	0.0 r	0.0 r	0.0 r
Western Hem. n.s.	399	0.1	0.0 r	0.0 r	0.0 r	0.0 r	0.0 r
Other Countries n.i.e	910	0.0	0.0	0.0	0.0	0.0	0.0	6.9	1.6	1.7	1.7	1.5	2.1
Cuba	928	0.3	0.1 r	0.1 r	0.1 r	0.1 r	0.1 r
Korea, Dem. People's Rep.	954	0.0	0.0 r	0.0 r	0.0 r	0.0 r	0.0 r	6.6	1.6 r	1.6 r	1.6 r	1.5 r	2.0 r
Memorandum Items													
Africa	605	241.9	43.1	44.8	82.9	68.5	45.7	1,889.5	455.7	449.1	456.6	427.5	556.3
Middle East	405	32.2	4.5	4.3	14.5	9.9	3.5	149.8	25.2	34.9	38.0	33.0	43.9
European Union	998	84.1	16.3	12.7	31.2	13.5	26.7	1,041.0	241.4	269.9	244.4	230.4	296.4
Export earnings: fuel	080	54.1	8.7	8.8	20.6	15.6	9.1	148.7	33.5	34.9	36.3	35.2	42.4
Export earnings: nonfuel	092	1,127.5	235.8	257.4	343.8	301.5	224.8	4,266.2	950.1	990.4	1,049.0	962.6	1,264.2

Malta (181)

In Millions of U.S. Dollars

		Exports (FOB)						Imports (CIF)					
		2016	2015Q4	2016Q1	2016Q2	2016Q3	2016Q4	2016	2015Q4	2016Q1	2016Q2	2016Q3	2016Q4
IFS World		3,909.6	896.1	861.8	1,048.4	1,125.1	880.1	7,012.2	1,301.0	1,888.8	1,914.4	1,762.1	1,457.4
World	001	3,015.2	656.5	716.0	720.0	864.7	714.5	6,208.7	1,183.2	1,705.6	1,740.5	1,484.0	1,278.6
Advanced Economies	110	2,460.2	511.0	579.2	583.3	734.9	562.8	4,402.9	909.1	1,030.2	1,204.6	1,152.7	1,015.5
Euro Area	163	924.2	217.8	229.5	216.7	251.9	226.0	2,765.5	653.6	597.1	694.3	794.4	679.8
Austria	122	7.5	2.4	2.2	1.9	1.6	1.8	25.1	8.5	7.3	5.8	4.7	7.3
Belgium	124	10.3	1.5	1.5	3.1	3.1	2.5	97.7	22.8	18.1	23.3	32.8	23.5
Cyprus	423	0.6	0.8	0.1	0.3	0.1	0.1	35.4	2.8	1.4	2.3	2.7	28.9
Estonia	939	0.0	0.0	0.0	0.0	8.0	0.5	0.3	0.3	7.0	0.4
Finland	172	9.1	1.8	1.9	3.0	2.9	1.3	6.6	0.7	1.2	1.9	0.9	2.6
France	132	251.0	55.1	54.8	58.9	76.6	60.7	275.6	63.1	93.9	74.8	59.0	47.8
Germany	134	419.4	93.9	116.9	93.1	107.7	101.7	388.7	121.7	121.6	80.8	91.3	95.0
Greece	174	8.4	2.0	1.6	2.2	2.0	2.6	126.2	12.6	10.9	45.3	32.0	37.9
Ireland	178	5.5	2.1	1.3	1.3	1.2	1.7	31.1	8.7	7.0	9.7	7.2	7.2
Italy	136	125.4	41.7	31.3	34.2	29.8	30.1	1,298.9	286.3	258.2	315.9	406.2	318.7
Latvia	941	0.3	0.1	0.1	0.0	0.1	0.1	2.8	0.8	0.7	0.7	0.8	0.5
Lithuania	946	1.9	0.4	0.5	0.6	0.4	0.4	0.9	2.3	0.3	0.2	0.2	0.2
Luxembourg	137	0.0	0.0	0.0	0.5	0.0	0.3	0.0	0.2	0.1
Netherlands	138	37.5	4.7	5.4	4.8	16.0	11.3	241.3	50.6	42.6	83.6	77.0	38.0
Portugal	182	4.1	1.0	1.1	1.2	0.8	0.9	11.6	1.4	1.0	3.5	4.0	3.1
Slovak Republic	936	5.3	2.0	1.5	1.2	1.7	0.9	2.8	0.4	0.4	0.5	0.7	1.2
Slovenia	961	2.3	0.3	0.3	0.3	0.5	1.2	7.4	0.8	1.7	2.4	2.1	1.1
Spain	184	35.6	7.9	9.0	10.6	7.4	8.5	205.0	69.5	30.2	43.2	65.4	66.2
Australia	193	11.7	3.7	2.2	3.3	3.6	2.6	3.6	0.6	0.8	1.1	0.3	1.4
Canada	156	30.7	8.3	9.3	7.9	7.0	6.5	644.4	0.9	229.6	191.2	125.9	97.8
China,P.R.: Hong Kong	532	130.1	33.9	30.1	27.6	34.6	37.7	43.9	8.0	15.6	11.9	6.5	10.0
Czech Republic	935	11.7	1.7	3.8	1.2	5.2	1.5	9.0	2.4	3.2	1.7	2.1	2.0
Denmark	128	6.7	0.9	0.7	1.4	2.2	2.4	34.9	7.3	7.1	5.6	14.0	8.1
Iceland	176	1.7	0.4	0.7	0.5	0.2	0.3	2.5	1.0	0.6	1.1	0.5	0.4
Israel	436	3.3	0.5	1.0	0.7	1.1	0.5	5.0	1.2	1.5	0.8	0.8	1.9
Japan	158	156.4	102.7	7.4	4.2	5.8	139.0	57.7	19.2	20.8	11.2	12.7	13.0
Korea, Republic of	542	29.9	9.4	2.6	3.1	2.6	21.7	69.0	13.6	9.9	37.1	13.8	8.3
New Zealand	196	0.8	0.1	0.1	0.1	0.4	0.1	3.6	0.6	0.8	1.0	0.4	1.3
Norway	142	3.0	2.0	0.8	0.7	0.8	0.7	4.6	0.2	0.2	0.3	1.9	2.2
San Marino	135	0.0	0.0	0.0	0.7	0.2	0.1	0.3	0.1	0.1
Singapore	576	170.0	48.6	46.0	44.5	41.4	38.1	33.3	8.2	6.5	7.5	12.1	7.2
Sweden	144	11.0	4.4	2.7	3.1	3.0	2.3	73.7	39.3	13.2	15.6	23.1	21.9
Switzerland	146	27.8	5.1	4.9	4.8	8.7	9.5	77.0	13.0	10.3	25.1	10.8	30.8
Taiwan Prov.of China	528	5.9	1.2	1.8	1.4	1.5	1.2	38.7	15.4	7.2	12.8	8.4	10.3
United Kingdom	112	112.7	33.5	28.7	32.1	27.9	24.0	367.1	92.3	81.3	91.2	103.9	90.6
United States	111	822.5	36.8	206.8	229.9	337.0	48.8	168.7	32.2	24.4	94.9	21.1	28.4
Emerg. & Dev. Economies	200	486.2	128.5	126.9	117.8	107.5	134.1	1,796.3	273.6	670.7	535.5	329.4	260.7
Emerg. & Dev. Asia	505	112.2	21.9	28.7	18.4	33.0	32.1	414.1	126.0	97.7	104.8	112.4	99.2
Bangladesh	513	6.0	2.4	1.7	1.4	1.6	1.3	0.4	0.1	0.1	0.2	0.1	0.1
Cambodia	522	0.0	0.0	0.5	0.1	0.1	0.1	0.2	0.1
China,P.R.: Mainland	924	48.0	8.0	8.7	4.5	15.8	19.0	204.8	80.4	47.0	59.6	45.9	52.4
Fiji	819	2.8	0.9	0.6	1.2	1.0
India	534	17.0	2.7	2.2	4.3	5.6	4.8	119.5	25.6	36.2	28.3	28.3	26.8
Indonesia	536	1.9	0.3	0.2	0.8	0.5	0.4	5.2	0.7	2.1	1.1	0.9	1.1
Malaysia	548	5.8	3.6	3.2	1.5	0.9	0.3	21.8	11.8	5.6	5.1	5.9	5.2
Maldives	556	0.9	0.1	0.3	0.3	0.3	0.1	0.0	0.0
Marshall Islands	867	27.7	25.6	2.1
Nepal	558	0.3	0.1	0.1	0.0	0.1	0.0	0.0	0.0	0.0	0.0	0.0
Papua New Guinea	853	0.1
Philippines	566	21.0	2.1	9.6	2.2	5.5	3.8	8.8	1.4	1.8	3.1	1.1	2.8
Solomon Islands	813	0.4	0.4
Sri Lanka	524	0.7	0.2	0.3	0.2	0.1	0.1	0.5	0.7	0.1	0.1	0.0	0.3
Thailand	578	3.7	0.7	0.8	1.3	0.8	0.9	22.1	4.5	4.1	6.8	4.3	7.0
Vietnam	582	3.5	0.8	1.0	1.6	0.7	0.3	2.8	0.5	0.7	0.5	0.2	1.4

Malta (181)

In Millions of U.S. Dollars

		Exports (FOB)						Imports (CIF)					
		2016	2015Q4	2016Q1	2016Q2	2016Q3	2016Q4	2016	2015Q4	2016Q1	2016Q2	2016Q3	2016Q4
Europe	170	77.0	16.4	18.6	22.2	15.7	20.5	277.8	76.2	49.7	125.8	59.0	43.4
Emerg. & Dev. Europe	903	71.4	16.1	17.8	19.7	15.2	18.7	233.2	59.6	38.4	96.9	56.5	41.4
Albania	914	0.1	0.0	0.0	0.0	0.0	1.9	0.7	0.2	0.2	0.2	1.3
Bosnia and Herzegovina	963	0.0	0.0	0.0	0.0	0.1	0.0	0.0	0.0	0.0	0.0
Bulgaria	918	5.7	1.4	1.5	1.7	1.3	1.2	39.2	9.9	3.0	19.9	13.5	2.8
Croatia	960	1.7	0.3	0.5	0.5	0.5	0.3	34.2	9.0	0.7	12.7	12.7	8.1
Gibraltar	823	0.4	0.2	0.0	0.2	0.0	2.9	0.0	0.1	1.7	1.1	0.0
Hungary	944	8.2	2.2	3.0	1.7	2.3	1.1	9.6	2.4	1.8	2.5	3.0	2.3
Macedonia, FYR	962	1.6	0.0	0.0	0.0	0.0	1.5	0.2	0.0	0.1	0.0	0.0	0.0
Montenegro	943	0.2	0.1	0.2	0.0	0.0	1.7	0.8	0.4	0.4	0.4	0.4
Poland	964	19.1	5.1	3.7	4.9	4.2	6.3	27.0	7.6	8.5	8.4	4.8	5.3
Romania	968	17.3	2.6	3.9	6.3	3.5	3.6	17.0	7.1	3.1	4.3	5.9	3.7
Serbia, Republic of	942	3.0	0.7	0.9	0.9	0.7	0.6	3.9	0.4	1.0	2.6	0.2	0.2
Turkey	186	13.9	3.8	3.9	3.5	2.5	4.1	95.5	21.7	19.4	44.2	14.6	17.2
CIS	901	5.6	0.3	0.8	2.5	0.5	1.8	44.7	16.6	11.4	28.8	2.5	2.0
Azerbaijan, Rep. of	912	0.0	0.0	0.0	12.8	0.0	7.6	5.1	0.0
Georgia	915	0.1	0.1	0.0	0.0	0.0	0.0	0.0	0.0	0.0	0.0
Kazakhstan	916	0.5	0.0	0.0	0.0	0.0	0.5	0.0	0.0	0.0	0.0
Kyrgyz Republic	917	1.1	0.1	1.0
Moldova	921	0.2	0.0	0.0	0.2	0.7	0.0	0.0	0.7	0.0
Russian Federation	922	3.5	0.3	0.8	2.1	0.4	0.3	27.8	15.4	2.7	21.9	1.5	1.7
Ukraine	926	0.1	0.0	0.0	0.0	0.0	0.1	3.3	1.1	1.1	1.7	0.3	0.2
Mid East, N Africa, Pak	440	195.5	46.0	56.0	49.4	35.5	54.6	192.8	29.0	46.1	41.4	52.8	52.5
Afghanistan, I.R. of	512	4.4	0.3	1.0	0.7	0.7	2.0	0.0	0.0	0.0
Algeria	612	1.8	0.5	0.4	0.1	1.0	0.2	8.0	2.9	1.9	0.1	2.4	3.5
Bahrain, Kingdom of	419	1.1	0.2	0.9	0.1	0.1	0.1	0.3	0.0	0.1	0.1	0.0
Djibouti	611	6.7	1.0	3.0	2.9	0.2	0.7	0.3	0.0	0.1	0.2
Egypt	469	12.5	3.1	3.3	2.9	3.1	3.2	55.5	5.9	9.6	26.6	11.7	7.5
Iran, I.R. of	429	1.1	0.0	0.0	0.3	0.8	0.4	0.0	0.1	0.2	0.0	0.1
Iraq	433	0.8	0.0	0.2	0.5	0.0	0.2	0.0	0.0	0.0	0.0
Jordan	439	2.2	0.7	1.0	0.5	0.5	0.2	0.1	0.0	0.0	0.1	0.0	0.0
Kuwait	443	4.8	0.3	2.6	0.7	0.4	1.1	0.0	0.0	0.0	0.0	0.0	0.0
Lebanon	446	0.7	0.1	0.2	0.4	0.1	0.0	1.0	0.1	0.1	0.1	0.6	0.2
Libya	672	85.3	16.9	10.8	26.4	22.5	25.6	14.0	0.1	5.4	2.0	0.4	6.3
Mauritania	682	0.1	0.1	0.0	0.0
Morocco	686	2.7	0.7	0.7	0.9	0.5	0.6	12.3	2.9	2.3	1.7	3.0	5.3
Oman	449	5.4	0.6	3.9	0.8	0.2	0.5	0.2	0.1	0.0	0.1	0.0	0.0
Pakistan	564	0.5	0.1	0.1	0.2	0.2	0.0	3.1	0.8	0.5	1.1	0.8	0.7
Qatar	453	4.6	0.6	1.6	0.8	0.8	1.4	0.8	0.6	0.5	0.1	0.1	0.1
Saudi Arabia	456	25.5	15.1	10.3	1.0	0.2	14.0	44.8	0.5	18.3	0.3	11.8	14.5
Somalia	726	1.0	0.8	0.1	0.0	0.1
Sudan	732	1.3	0.1	0.3	0.1	0.9	0.0	0.0	0.0	0.0
Tunisia	744	6.3	1.5	1.1	1.4	1.5	2.3	44.1	11.2	5.1	6.8	19.3	12.9
United Arab Emirates	466	22.7	3.9	10.1	8.7	2.3	1.7	8.1	3.8	2.3	1.8	2.6	1.4
West Bank and Gaza	487	0.2	0.0	0.1	0.1	0.0
Yemen, Republic of	474	3.7	3.6	0.1
Sub-Saharan Africa	603	64.5	18.2	17.7	20.4	16.4	9.9	25.4	17.3	2.9	3.0	1.9	17.7
Angola	614	2.7	1.1	0.1	0.0	0.7	1.9	0.4	0.4	0.0
Botswana	616	0.5	0.2	0.1	0.2	0.2
Burkina Faso	748	0.2	0.0	0.1	0.0	0.1	0.0
Cabo Verde	624	0.4	0.3	0.0	0.3	0.1	0.0
Cameroon	622	4.7	0.3	3.8	0.6	0.1	0.2	13.8	5.9	0.0	0.3	13.4
Chad	628	1.5	1.9	1.1	0.2	0.1
Congo, Dem. Rep. of	636	0.8	0.8	0.0	0.2	0.2	0.4
Congo, Republic of	634	0.2	0.1	0.2	0.0	0.1	0.1	0.0	0.0	0.0
Côte d'Ivoire	662	0.4	0.1	0.4	0.0	0.0	0.3	0.1	0.1	0.1	0.1
Gabon	646	0.1	1.2	0.0	0.0	0.1	0.1	0.0	0.0
Gambia, The	648	0.8	0.3	0.5	0.1	0.1	0.2
Ghana	652	17.9	4.0	0.1	6.5	10.5	0.9	0.0	0.0	0.0	0.0	0.0
Guinea	656	1.2	0.8	0.5	0.0

Malta (181)

In Millions of U.S. Dollars

		Exports (FOB)						Imports (CIF)					
		2016	2015Q4	2016Q1	2016Q2	2016Q3	2016Q4	2016	2015Q4	2016Q1	2016Q2	2016Q3	2016Q4
Guinea-Bissau	654	0.2	0.2	0.1	0.1
Kenya	664	2.3	0.9	1.3	0.2	0.2	0.5	0.6	0.0	0.2	0.0	0.3	0.1
Lesotho	666	1.1	2.1	1.1
Liberia	668	1.2	0.3	0.1	0.4	0.5	0.2	0.0
Madagascar	674	0.7	0.1	0.2	0.1	0.2	0.2	0.0	0.0
Mali	678	1.7	0.3	0.6	0.8	0.2	0.1
Mauritius	684	1.1	0.5	0.1	0.2	0.1	0.7	1.8	0.3	0.6	0.4	0.3	0.7
Mozambique	688	2.9	0.8	0.0	2.9	0.0	0.0
Namibia	728	0.0	0.0	0.0	0.8	0.6	0.3	0.2	0.2	0.2
Niger	692	0.8	0.0	0.8	0.0	0.0	0.0
Nigeria	694	5.6	0.7	3.0	2.3	0.2	0.1	1.6	0.0	0.0	0.0	0.0	1.5
Rwanda	714	0.8	0.6	0.2
São Tomé & Príncipe	716	0.1	0.0	0.0	0.0
Senegal	722	3.7	0.3	1.2	2.3	0.1	0.1	1.1	0.2	0.3	0.3	0.3	0.1
Seychelles	718	1.7	0.0	0.0	0.1	0.2	1.4	0.2	0.1	0.1	0.1
Sierra Leone	724	0.8	0.1	0.8	0.0	0.0	0.0	0.0	0.0	0.0	0.0
South Africa	199	5.5	1.5	1.1	1.5	0.9	2.0	3.6	9.8	1.1	0.9	0.6	1.0
South Sudan, Rep. of	733	0.6	0.3	0.3	0.1	0.3
Tanzania	738	1.5	0.0	0.0	1.5	0.0	0.2	0.1	0.1	0.1	0.0	0.1
Togo	742	0.1	0.0	0.0	0.0	0.1	0.0	0.0
Uganda	746	0.9	0.3	0.3	0.3	0.0	0.3	0.1	0.1	0.0	0.1	0.0
Zimbabwe	698	0.1	0.0	0.0	0.0
Western Hemisphere	205	37.0	25.9	5.9	7.3	6.8	17.0	886.2	25.1	474.2	260.6	103.4	48.0
Antigua and Barbuda	311	0.1	0.1	0.0	0.0	0.0	0.0
Argentina	213	0.3	0.2	0.1	0.1	0.0	0.0	4.4	0.4	2.4	0.4	0.8	0.8
Bahamas, The	313	1.0	0.0	0.0	0.9	0.0	0.0	0.0	0.0
Belize	339	0.1	0.1	0.0	0.0	0.0
Bermuda	319	0.0	0.0	0.0	0.0	0.0	13.5	0.0	0.0
Brazil	223	2.2	0.5	0.5	0.5	0.7	0.4	13.9	3.1	4.3	4.0	2.9	2.7
Chile	228	0.0	0.0	0.0	0.0	0.0	3.8	0.4	0.3	0.8	1.9	0.8
Colombia	233	0.2	0.0	0.0	0.1	0.1	2.9	0.3	0.5	0.6	0.3	1.6
Costa Rica	238	0.0	0.0	0.0	0.0	0.0	0.0	0.7	0.1	0.0	0.2	0.1	0.3
Dominican Republic	243	2.1	0.3	0.3	0.5	0.6	0.7	0.1	0.0	0.0	0.0	0.0
Ecuador	248	0.0	3.3	0.3	0.5	0.7	0.5	1.5
Guatemala	258	0.1	0.0	0.0	0.0	0.0	0.0
Guyana	336	0.1	0.3	0.1	0.0
Jamaica	343	2.1	0.0	1.0	1.1	0.0	0.0	0.0	0.0	0.0
Mexico	273	16.3	3.3	3.8	4.7	4.3	3.6	2.1	0.3	0.5	0.3	0.4	0.9
Nicaragua	278	0.1	0.0	0.0	0.0
Panama	283	0.3	0.0	0.2	0.1	0.0	0.0	0.0	0.0	0.0
Peru	293	0.0	0.0	0.0	0.0	0.4	0.2	0.0	0.1	0.1	0.2
Suriname	366	0.3	0.0	0.0	0.3	0.0	0.0
Trinidad and Tobago	369	0.1	0.1	0.0	0.1	0.0	0.0	0.1	0.1	0.0	0.1
Uruguay	298	0.0	0.0	0.0	0.2	0.2	0.0	0.0	0.0
Venezuela, Rep. Bol.	299	11.3	20.9	0.0	11.3	0.0	0.0	0.0	0.0	0.0	0.0
Western Hem. n.s.	399	0.8	0.1	0.0	0.0	0.8	854.0	6.4	465.3	253.3	96.3	39.0
Special Categories	899	68.6	17.0	9.9	18.8	22.3	17.6	0.0	0.0
Countries & Areas n.s.	898	0.2	0.0	0.1	0.0	0.0	9.4	0.5	4.7	0.4	1.9	2.4
Memorandum Items													
Africa	605	83.8	21.8	23.9	25.9	20.5	13.6	90.0	34.4	12.1	11.7	26.7	39.5
Middle East	405	170.7	41.8	48.5	43.0	30.5	48.6	125.1	11.1	36.4	31.5	27.1	30.0
European Union	998	1,118.4	269.7	278.0	269.8	302.1	268.6	3,377.0	830.8	718.8	856.1	977.6	824.6
Export earnings: fuel	080	183.2	64.7	49.8	44.3	29.3	59.9	125.5	24.2	40.0	33.6	19.6	32.3
Export earnings: nonfuel	092	2,831.9	591.8	666.2	675.7	835.4	654.6	6,083.2	1,159.0	1,665.6	1,706.9	1,464.4	1,246.3

Marshall Islands, Republic of (867)

In Millions of U.S. Dollars

		Exports (FOB)						Imports (CIF)					
		2016	2015Q4	2016Q1	2016Q2	2016Q3	2016Q4	2016	2015Q4	2016Q1	2016Q2	2016Q3	2016Q4
IFS World	
World	001	299.0	129.6	136.3	22.7	78.2	61.7	4,534.8	310.1	266.2	845.0	630.0	2,793.6
Advanced Economies	110	212.1	77.5	124.6	6.9	58.8	21.8	2,389.1	256.3	114.2	593.9	156.9	1,524.1
Euro Area	163	194.6	63.4	124.6	6.8	58.7	4.6	829.4	225.7	90.2	569.8	128.7	40.6
Austria	122	0.0 e	0.3 e	0.0 e	0.4 e	0.1 e	0.2 e	0.1 e	0.0 e	0.1 e
Belgium	124	0.0 e	0.0 e	0.2 e	0.0 e	0.0 e	0.2 e
France	132	0.7 e	0.0 e	0.7 e	102.6 e	13.1 e	40.8 e	61.2 e	0.5 e	0.0 e
Germany	134	0.0 e	0.0 e	0.0 e	0.0 e	0.0 e	0.0 e	171.6 e	148.3 e	36.2 e	22.3 e	99.0 e	14.1 e
Greece	174	133.6 e	63.0 e	124.1 e	5.9 e	1.3 e	2.4 e	87.3 e	34.5 e	12.4 e	32.9 e	17.2 e	24.8 e
Italy	136	0.0 e	0.0 e	0.0 e	463.0 e	3.6 e	0.1 e	452.2 e	10.6 e	0.1 e
Latvia	941	0.0 e	0.0 e	0.0 e	0.4 e	0.4 e	0.2 e	0.1 e	0.0 e	0.0 e
Lithuania	946	0.0 e	0.0 e	0.2 e	0.2 e	0.0 e	0.0 e	0.1 e	0.0 e
Malta	181	26.1 e	24.1 e	2.0 e
Netherlands	138	12.0 e	0.0 e	0.4 e	0.4 e	11.2 e	0.0 e	0.8 e	0.0 e	0.1 e	0.2 e	0.3 e	0.2 e
Portugal	182	0.0 e	0.0 e	0.0 e	0.0 e	0.0 e	0.0 e	0.6 e	0.1 e	0.1 e	0.1 e	0.1 e	0.2 e
Slovenia	961	0.1 e	0.0 e	0.0 e	0.0 e	0.0 e
Spain	184	22.0 e	0.1 e	0.0 e	0.4 e	21.4 e	0.1 e	2.2 e	25.3 e	0.1 e	0.5 e	0.8 e	0.8 e
Australia	193	0.3 e	0.3 e	7.0 e	7.0 e
Czech Republic	935	0.1 e	0.1 e	0.0 e	0.1 e	0.0 e	0.0 e	0.1 e
Denmark	128	0.0 e	14.1 e	0.0 e	9.1 e	29.7 e	0.7 e	0.7 e	4.9 e	2.8 e
Korea, Republic of	542	0.0 e	0.0 e	1,054.2 e	1,054.2 e
New Zealand	196	0.9 e	0.9 e
Norway	142	12.5 e	12.5 e	91.8 e	22.9 e	22.9 e	22.9 e	22.9 e
Singapore	576	0.0 e	0.0 e	348.5 e	348.5 e
Switzerland	146	0.0 e	0.0 e	0.8 e	0.2 e	0.2 e	0.2 e	0.2 e
Taiwan Prov. of China	528	0.0 e	0.0 e	2.1 e	2.1 e
United Kingdom	112	0.1 e	0.0 e	0.0 e	0.0 e	0.1 e	0.0 e	0.6 e	0.8 e	0.1 e	0.3 e	0.0 e	0.1 e
United States	111	4.4 e	4.4 e	44.8 e	44.8 e
Emerg. & Dev. Economies	200	86.9	52.1	11.7	15.8	19.4	39.9	2,145.7	53.9	152.0	251.1	473.1	1,269.5
Emerg. & Dev. Asia	505	33.0	0.1	0.8	5.0	9.5	17.7	1,089.1	1.0	1.0	1.1	2.4	1,084.6
China, P.R.: Mainland	924	3.6 e	3.6 e	1,081.2 e	1,081.2 e
Fiji	819	0.0 e	0.0 e	0.0 e	0.0 e	0.0 e	0.0 e	1.2 e	0.3 e	0.2 e	0.2 e	0.4 e	0.3 e
India	534	0.0 e	0.0 e	0.1 e	0.1 e
Indonesia	536	15.0 e	0.4 e	3.3 e	5.3 e	6.0 e	0.3 e	0.0 e	0.1 e	0.1 e	0.1 e
Kiribati	826	0.0 e	0.0 e	0.0 e	0.0 e	0.0 e	0.0 e	2.7 e	0.7 e	0.4 e	0.3 e	0.8 e	1.2 e
Malaysia	548	5.3 e	0.3 e	2.1 e	3.0 e	1.1 e	0.1 e	0.4 e	0.6 e
Micronesia	868	3.1 e	0.1 e	0.0 e	0.1 e	0.2 e	2.9 e	0.7 e	0.0 e	0.2 e	0.0 e	0.0 e	0.4 e
Papua New Guinea	853	0.1 e	0.0 e	0.0 e	0.0 e	0.0 e	0.0 e
Philippines	566	5.9 e	0.4 e	1.4 e	2.0 e	2.2 e	1.7 e	0.1 e	0.4 e	0.6 e	0.6 e
Europe	170	10.9	46.1	1.3	0.0	0.0	9.6	1,041.8	49.5	148.0	246.5	466.4	180.9
Emerg. & Dev. Europe	903	10.7	46.1	1.3	0.0	0.0	9.4	1,040.7	49.5	148.0	246.5	466.4	179.9
Albania	914	0.0 e	0.0 e	0.0 e	0.0 e	0.0 e	0.0 e	2.5 e	0.3 e	0.5 e	0.7 e	0.6 e	0.7 e
Bulgaria	918	0.2 e	0.3 e	0.1 e	0.0 e	0.0 e	0.0 e
Croatia	960	46.3 e	0.2 e	0.1 e	0.5 e	0.5 e	45.2 e
Poland	964	10.7 e	46.0 e	1.3 e	0.0 e	0.0 e	9.4 e	364.7 e	0.1 e	1.7 e	0.9 e	351.6 e	10.5 e
Romania	968	612.9 e	48.7 e	145.6 e	244.4 e	113.7 e	109.3 e
Serbia, Republic of	942	0.0 e	0.1 e	0.0 e
Turkey	186	14.3 e	14.3 e
CIS	901	0.2	0.0	0.0	0.0	0.0	0.2	1.0	1.0
Georgia	915	0.1 e	0.1 e
Ukraine	926	0.1 e	0.1 e	1.0 e	1.0 e
Mid East, N Africa, Pak	440	37.6	5.7	8.5	9.3	8.5	11.3	0.3	0.1	0.1	0.1	0.1	0.1
Afghanistan, I.R. of	512	30.4 e	5.6 e	7.6 e	7.6 e	6.3 e	8.9 e
Bahrain, Kingdom of	419	0.0 e	0.0 e	0.0 e	0.0 e	0.0 e	0.0 e	0.2 e	0.1 e	0.1 e	0.1 e	0.1 e	0.1 e
Egypt	469	7.1 e	0.8 e	1.7 e	2.2 e	2.4 e
Sub-Saharan Africa	603	5.1	0.2	1.1	1.4	1.3	1.2	12.5	2.7	2.5	3.0	3.9	3.1
Angola	614	0.1 e	0.0 e	0.0 e	0.0 e	0.0 e	0.0 e	8.6 e	2.3 e	1.8 e	2.1 e	2.8 e	2.0 e
Benin	638	0.2 e	0.0 e	0.1 e	0.0 e	0.0 e
Côte d'Ivoire	662	0.0 e	0.0 e	0.0 e	0.0 e	0.0 e	0.0 e	0.5 e	0.1 e	0.1 e	0.1 e	0.1 e	0.1 e
Mauritius	684	0.0 e	0.0 e	0.0 e	0.0 e	0.0 e	2.1 e	0.2 e	0.5 e	0.6 e	0.7 e

Marshall Islands, Republic of (867)

In Millions of U.S. Dollars

		Exports (FOB)						Imports (CIF)					
		2016	2015Q4	2016Q1	2016Q2	2016Q3	2016Q4	2016	2015Q4	2016Q1	2016Q2	2016Q3	2016Q4
Mozambique	688	0.1 e	0.0 e	0.0 e	0.0 e	0.0 e	0.0 e	0.0 e	0.0 e	0.0 e	0.0 e	0.0 e	0.0 e
Namibia	728	0.1 e	0.0 e	0.0 e	0.0 e	0.0 e	0.0 e	1.3 e	0.3 e	0.4 e	0.3 e	0.3 e	0.3 e
Tanzania	738	4.6 e	0.1 e	1.0 e	1.3 e	1.2 e	1.1 e
Western Hemisphere	205	0.2	0.0	0.0	0.1	0.1	0.1	2.0	0.5	0.4	0.4	0.4	0.8
Brazil	223	0.5 e	0.5 e
Colombia	233	0.1 e	0.0 e	0.0 e	0.0 e	0.1 e
Costa Rica	238	0.1 e	0.0 e	0.0 e	0.0 e	0.0 e	0.0 e
Montserrat	351	0.1 e	0.0 e	0.0 e	0.0 e	0.0 e	0.0 e
St. Lucia	362	0.1 e	0.0 e	0.0 e	0.0 e	0.0 e	0.0 e
Trinidad and Tobago	369	1.4 e	0.4 e	0.4 e	0.3 e	0.3 e	0.3 e
Uruguay	298	0.0 e	0.1 e
Memorandum Items													
Africa	605	5.1	0.2	1.1	1.4	1.3	1.2	12.6	2.7	2.5	3.0	3.9	3.1
Middle East	405	7.2	0.0	0.8	1.7	2.2	2.4	0.2	0.1	0.1	0.1	0.1	0.1
European Union	998	205.6	123.5	125.9	6.9	58.8	14.0	1,863.1	305.6	238.5	816.6	599.6	208.5
Export earnings: fuel	080	0.3	0.0	0.0	0.1	0.1	0.1	10.2	2.7	2.2	2.5	3.2	2.4
Export earnings: nonfuel	092	298.7	129.5	136.3	22.7	78.1	61.6	4,524.6	307.4	264.0	842.5	626.9	2,791.3

Mauritania (682)

In Millions of U.S. Dollars

		Exports (FOB)						Imports (CIF)					
		2016	2015Q4	2016Q1	2016Q2	2016Q3	2016Q4	2016	2015Q4	2016Q1	2016Q2	2016Q3	2016Q4
IFS World	
World	001	1,626.4	371.8	372.8	356.0	394.0	503.6	2,175.3	504.5	515.0	565.8	449.8	644.7
Advanced Economies	110	723.3	202.8	178.2	140.9	148.7	255.6	1,177.4	301.1	273.4	293.0	223.5	387.5
Euro Area	163	326.5	88.7	79.5	70.2	61.0	115.8	711.4	190.9	185.8	198.0	137.3	190.3
Austria	122	0.0	0.0 r	0.0 r	0.1	0.0 r	0.0 r	0.0 r	0.0 r	0.0 r
Belgium	124	0.1	0.0 r	0.0 r	0.0 r	0.0 r	0.0 r	199.0	40.1 r	50.0 r	58.2 r	35.3 r	55.5 r
Cyprus	423	0.2	0.1 r	0.0 r
Finland	172	0.0	0.0 r	0.0 r	0.0 r	0.5	0.0 r	0.0 r	0.2 r	0.1 r	0.1 r
France	132	27.2	6.7 r	7.8 r	4.0 r	10.9 r	4.6 r	143.8	44.1 r	30.9 r	56.3 r	24.7 r	32.0 r
Germany	134	54.6	17.7 r	9.7 r	10.8 r	0.2 r	33.9 r	47.5	11.4 r	15.4 r	12.7 r	9.6 r	9.8 r
Greece	174	4.4	0.8 r	1.6 r	0.9 r	1.2 r	6.5	1.1 r	1.7 r	1.6 r	1.1 r	2.2 r
Ireland	178	0.0	0.0 r	0.0 r	0.0 r	0.0 r	0.0 r	0.5	0.1 r	0.1 r	0.1 r	0.1 r	0.2 r
Italy	136	67.0	15.0 r	20.2 r	10.8 r	9.1 r	26.8 r	59.6	13.3 r	12.7 r	9.7 r	18.7 r	18.5 r
Latvia	941	1.2	0.3 r	0.4 r	0.5 r	0.0	0.0 r	0.0 r	0.0 r	0.0 r	0.0 r
Lithuania	946	0.5	0.0 r	0.1 r	0.2 r	0.2 r	0.1 r	0.0	0.0 r	0.0 r	0.0 r	0.0 r	0.0 r
Malta	181	0.8	0.8 r	0.2	0.2 r
Netherlands	138	7.6	3.3 r	2.2 r	3.0 r	1.8 r	0.6 r	153.8	52.6 r	55.3 r	29.3 r	29.2 r	40.0 r
Portugal	182	18.4	2.4 r	1.0 r	0.6 r	7.2 r	9.6 r	3.2	0.3 r	0.6 r	1.0 r	0.5 r	1.2 r
Slovak Republic	936	0.3	0.0 r	0.1 r	0.1 r	0.1 r	0.0 r
Slovenia	961	0.0	0.0 r	0.0 r	0.0 r	0.0 r	13.2	3.4 r	9.8 r
Spain	184	144.5	43.5 r	37.3 r	37.9 r	30.4 r	38.9 r	83.1	27.8 r	19.0 r	25.2 r	17.9 r	21.0 r
Australia	193	0.0	0.0 r	0.0 r	0.0 r	0.0 r	0.0 r	13.8	2.0 r	3.6 r	4.0 r	0.3 r	6.0 r
Canada	156	0.3	0.0 r	0.0 r	0.0 r	0.2 r	0.0 r	5.9	0.9 r	0.3 r	1.3 r	2.4 r	1.9 r
China,P.R.: Hong Kong	532	1.0	0.0 r	0.2 r	0.3 r	0.2 r	0.4 r	1.4	0.6 r	0.2 r	0.1 r	0.7 r	0.5 r
Denmark	128	15.6	4.7 r	2.6 r	5.2 r	7.8 r	4.2	0.7 r	1.4 r	0.7 r	0.6 r	1.5 r
Iceland	176	6.1	0.1 r	0.5 r	5.6 r
Japan	158	122.6	35.9 r	16.2 r	20.7 r	27.5 r	58.3 r	64.0	8.2 r	7.4 r	24.0 r	9.7 r	22.9 r
Korea, Republic of	542	26.3	9.7 r	7.2 r	5.4 r	5.3 r	8.3 r	1.1	0.3 r	0.3 r	0.3 r	0.3 r	0.3 r
Norway	142	0.7	1.9 r	0.1 r	0.2 r	0.3 r	0.1 r	3.7	0.5 r	1.1 r	1.4 r	0.2 r	1.0 r
Singapore	576	25.3	5.6 r	3.9 r	3.4 r	12.6 r	5.3 r
Sweden	144	3.0	0.2 r	0.8 r	1.9 r	0.1 r	18.6	0.2 r	2.3 r	4.0 r	9.3 r	3.1 r
Switzerland	146	219.7	60.1 r	70.3 r	36.2 r	41.6 r	71.6 r	5.2	1.4 r	1.0 r	1.6 r	1.3 r	1.2 r
Taiwan Prov.of China	528	5.5 e	1.5 e	1.2 e	1.3 e	2.1 e	0.8 e	1.3 e	0.4 e	0.1 e	0.7 e	0.3 e	0.2 e
United Kingdom	112	1.7	0.2 r	0.8 r	0.3 r	0.6 r	0.1 r	23.3	12.5 r	9.1 r	4.9 r	4.5 r	4.6 r
United States	111	0.3	0.0 r	0.0 r	0.1 r	0.1 r	0.0 r	292.1	76.7 r	57.0 r	48.1 r	38.5 r	148.5 r
Emerg. & Dev. Economies	200	902.8	168.9	194.6	215.0	245.2	247.9	997.2	203.4	241.4	272.6	226.1	257.1
Emerg. & Dev. Asia	505	623.3	128.9	134.0	142.4	169.8	177.2	375.6	86.6	95.6	111.9	81.4	86.7
Bangladesh	513	0.2	0.1 r	0.1 r	0.1 r	0.1 r	0.1 r
China,P.R.: Mainland	924	599.5	127.4 r	128.1 r	137.3 r	163.5 r	170.5 r	193.9	61.9 r	46.9 r	59.7 r	43.9 r	43.4 r
India	534	3.3	1.4 r	1.1 r	0.5 r	1.0 r	0.7 r	16.5	4.5 r	3.7 r	4.9 r	3.6 r	4.2 r
Indonesia	536	0.5	0.1 r	0.1 r	0.1 r	0.1 r	0.1 r	18.4	5.7 r	5.2 r	5.0 r	3.7 r	4.5 r
Malaysia	548	0.2	0.1 r	0.1 r	0.0 r	0.0 r	15.9	12.3 r	6.3 r	4.8 r	2.1 r	2.6 r
Nepal	558	0.1 e	0.0 e	0.0 e	0.0 e	0.0 e	0.0 e	0.0	0.0 r	0.0 r	0.0 r	0.0 r
Sri Lanka	524	0.0 e	0.0 e	0.1	0.0 r	0.0 r	0.0 r	0.0 r	0.0 r
Thailand	578	2.2	0.0 r	0.7 r	0.2 r	0.6 r	0.7 r	17.8	2.2 r	5.9 r	5.0 r	3.9 r	2.9 r
Timor-Leste	537	0.2	0.0 r	0.1 r	0.0 r	0.0 r
Vanuatu	846	0.0 e	0.0 e	0.0 e	0.0 e	0.0 e	0.0 e	108.1	26.3 r	31.0 r	23.0 r	27.8 r
Vietnam	582	17.5	3.7 r	4.1 r	4.5 r	5.1 r	4.4	1.1 r	1.3 r	0.9 r	1.1 r
Asia n.s.	598	0.2	0.0 r	0.0 r	0.0 r	0.0 r
Europe	170	97.7	18.0	21.6	27.6	30.0	18.6	111.1	32.2	20.1	19.6	33.5	37.9
Emerg. & Dev. Europe	903	16.1	1.7	2.6	2.5	3.7	7.3	60.0	23.5	14.7	13.8	10.3	21.2
Bosnia and Herzegovina	963	0.4	0.1 r	0.1 r	0.1 r	0.1 r
Bulgaria	918	0.0	0.0 r	0.0 r	2.7	0.0 r	0.1 r	0.0 r	0.0 r	2.6 r
Montenegro	943	0.1 e	0.0 e	0.0 e	0.0 e	0.0 e	0.0 e
Poland	964	7.2	7.3 r	1.3 r	1.9 r	1.2 r	2.8 r
Romania	968	0.3	0.0 r	0.2 r	0.0 r	0.0 r	0.0 r
Turkey	186	16.0	1.7 r	2.6 r	2.4 r	3.6 r	7.3 r	49.3	16.1 r	13.1 r	11.7 r	8.9 r	15.6 r
CIS	901	81.7	16.3	19.0	25.1	26.3	11.3	37.9	8.7	2.2	2.0	20.4	13.3
Belarus	913	1.0	0.3 r	0.3 r	0.3 r
Georgia	915	0.1	0.0 r	0.0 r	0.0 r	0.0 r	0.0 r

Mauritania (682)

In Millions of U.S. Dollars

		Exports (FOB)						Imports (CIF)					
		2016	2015Q4	2016Q1	2016Q2	2016Q3	2016Q4	2016	2015Q4	2016Q1	2016Q2	2016Q3	2016Q4
Russian Federation	922	78.4	15.9 r	18.0 r	24.2 r	25.3 r	10.8 r	23.3	3.5 r	1.2 r	0.7 r	9.1 r	12.3 r
Tajikistan	923	0.1 e	0.0 e	0.0 e	0.0 e	0.0 e	0.0 e	0.0 e	0.0 e	0.0 e	0.0 e	0.0 e	0.0 e
Ukraine	926	2.2	0.4 r	0.9 r	0.5 r	0.6 r	0.2 r	14.5	5.2 r	1.0 r	1.2 r	11.3 r	1.0 r
Europe n.s.	884	13.2	3.2 r	3.8 r	2.8 r	3.4 r
Mid East, N Africa, Pak	440	15.3	2.3	3.4	3.6	3.9	4.4	427.8	57.1	104.1	122.6	91.0	110.1
Algeria	612	0.0	0.0 r	0.0 r	0.0 r	0.0 r	3.1	0.7 r	0.9 r	0.7 r	0.8 r
Bahrain, Kingdom of	419	0.1 e	0.0 e	0.0 e	0.0 e	0.0 e	0.0 e	0.0	0.0 r	0.0 r	0.0 r	0.0 r
Egypt	469	1.5	0.3 r	0.3 r	0.3 r	0.4 r	0.4 r	5.3	3.1 r	1.3 r	1.5 r	1.1 r	1.4 r
Iran, I.R. of	429	0.0	0.0 r	0.0 r	0.0 r	0.0 r	0.1	0.0 r	0.0 r	0.0 r	0.0 r
Jordan	439	0.0	0.0 r	0.0 r	0.0 r	0.0 r	0.2	0.1 r	0.1 r	0.0 r	0.0 r	0.0 r
Kuwait	443	0.0 e	0.0 e	0.0 e	0.0 e	0.0 e	0.0 e	0.2	0.0 r	0.0 r	0.0 r	0.0 r
Lebanon	446	0.7	0.3 r	0.2 r	0.2 r	0.1 r	0.1 r	0.3	0.1 r	0.1 r	0.1 r	0.1 r	0.1 r
Libya	672	0.0	0.0 r	0.0 r	0.0 r	0.0 r	0.4	0.1 r	0.1 r	0.1 r	0.1 r
Morocco	686	0.4	0.0 r	0.1 r	0.1 r	0.1 r	0.1 r	137.2	49.3 r	33.4 r	39.3 r	29.2 r	35.3 r
Oman	449	0.3	0.1 r	0.1 r	0.1 r	0.1 r
Pakistan	564	1.5 r	7.2	1.9 r	1.7 r	2.1 r	1.5 r	1.9 r
Qatar	453	0.3	0.1 r	0.1 r	0.1 r	0.1 r
Saudi Arabia	456	2.8	0.6 r	0.7 r	0.7 r	0.8 r	5.7	1.4 r	1.6 r	1.2 r	1.5 r
Syrian Arab Republic	463	0.1	0.0 r	0.0 r	0.0 r	0.0 r
Tunisia	744	2.4	0.2 r	0.5 r	0.6 r	0.6 r	0.7 r	8.8	2.6 r	2.2 r	2.5 r	1.9 r	2.3 r
United Arab Emirates	466	7.3	1.6 r	1.7 r	1.9 r	2.2 r	258.4	62.8 r	74.1 r	55.0 r	66.5 r
West Bank and Gaza	487	0.0 e	0.0 e	0.0 e	0.0 e	0.0 e	0.0 e	0.1 e	0.0 e	0.0 e	0.0 e	0.0 e	0.0 e
Sub-Saharan Africa	603	164.8	19.7	35.3	41.1	41.2	47.2	44.7	12.8	10.8	12.7	9.8	11.3
Angola	614	0.1	0.0 r	0.0 r	0.0 r	0.0 r	1.0	0.2 r	0.3 r	0.2 r	0.3 r
Benin	638	2.0	0.4 r	0.5 r	0.5 r	0.6 r	0.2	0.0 r	0.0 r	0.0 r	0.0 r
Cameroon	622	7.9	1.7 r	1.9 r	2.0 r	2.3 r	0.0	0.0 r	0.0 r	0.0 r	0.0 r
Congo, Dem. Rep. of	636	1.6	0.4 r	0.4 r	0.4 r	0.5 r	0.0	0.0 r	0.0 r	0.0 r	0.0 r
Congo, Republic of	634	1.2	0.2 r	0.3 r	0.3 r	0.3 r
Côte d'Ivoire	662	54.3	18.1 r	11.6 r	12.8 r	13.9 r	15.9 r	9.2	2.7 r	2.2 r	2.6 r	2.0 r	2.4 r
Equatorial Guinea	642	0.3	0.1 r	0.1 r	0.1 r	0.1 r
Gabon	646	0.6	0.1 r	0.1 r	0.1 r	0.2 r	1.1	0.3 r	0.3 r	0.2 r	0.3 r
Gambia, The	648	0.0	0.0 r	0.0 r	0.0 r	0.0 r	0.7	0.2 r	0.2 r	0.2 r	0.2 r
Ghana	652	10.2	2.2 r	2.4 r	2.6 r	3.0 r	1.1	0.3 r	0.3 r	0.2 r	0.3 r
Guinea	656	0.3	0.1 r	0.1 r	0.1 r	0.1 r	0.3	0.1 r	0.1 r	0.1 r	0.1 r
Guinea-Bissau	654	0.0	0.0 r	0.0 r	0.0 r	0.0 r	0.1	0.0 r	0.0 r	0.0 r	0.0 r
Kenya	664	0.1	0.0 r	0.0 r	0.0 r	0.0 r
Liberia	668	0.8	0.2 r	0.2 r	0.2 r	0.2 r	0.0	0.0 r	0.0 r	0.0 r	0.0 r
Mali	678	9.6	2.1 r	2.3 r	2.5 r	2.8 r	3.1	0.8 r	0.9 r	0.7 r	0.8 r
Mauritius	684	0.0 e	0.4 e	0.0 e	0.0 e	0.0 e	0.0 e	0.3	0.1 r	0.1 r	0.1 r	0.1 r	0.1 r
Mozambique	688	0.1	0.0 r	0.0 r	0.0 r	0.0 r
Niger	692	0.0	0.0 r	0.0 r	0.0 r	0.0 r	0.1	0.0 r	0.0 r	0.0 r	0.0 r
Nigeria	694	67.3	14.4 r	15.9 r	17.3 r	19.8 r	0.3	0.1 r	0.1 r	0.1 r	0.1 r
Senegal	722	2.7	0.5 r	0.6 r	0.6 r	0.7 r	0.8 r	16.0	8.4 r	3.9 r	4.6 r	3.4 r	4.1 r
South Africa	199	3.6	0.0 r	0.3 r	3.2 r	0.0 r	0.0 r	8.1	1.6 r	2.0 r	2.2 r	2.0 r	1.9 r
Swaziland	734	2.4	0.6 r	0.7 r	0.5 r	0.6 r
Tanzania	738	0.1	0.0 r	0.0 r	0.0 r	0.0 r	0.1	0.0 r	0.0 r	0.0 r	0.0 r
Togo	742	1.5	0.4 r	0.3 r	0.4 r	0.4 r	0.4 r	0.0	0.0 r	0.0 r	0.0 r	0.0 r
Uganda	746	0.1	0.0 r	0.0 r	0.0 r	0.0 r	0.0 r
Zambia	754	0.6 e	0.2 e	0.6 e	0.0 e	0.0 e	0.0 e	0.1	0.0 r	0.0 r
Western Hemisphere	205	1.7	0.1	0.4	0.4	0.4	0.5	38.0	14.7	10.8	5.8	10.4	11.0
Anguilla	312	0.0	0.0 r	0.0 r	0.0 r	0.0 r	0.2	0.0 r	0.0 r	0.0 r	0.0 r
Brazil	223	0.0	0.0 r	0.0 r	0.0 r	33.0	14.5 r	9.8 r	4.6 r	9.1 r	9.5 r
Chile	228	1.3	0.0 r	0.1 r	0.2 r	0.5 r	0.6 r
Mexico	273	0.1	0.0 r	0.0 r	0.0 r	0.0 r	0.0 r
Panama	283	0.1 r	0.2	0.1 r	0.1 r	0.1 r	0.1 r	0.1 r
Paraguay	288	0.7	0.2 r	0.2 r	0.1 r	0.2 r
Peru	293	1.0	0.2 r	0.2 r	0.3 r	0.3 r	0.7	0.2 r	0.2 r	0.2 r	0.2 r
Suriname	366	1.3	0.3 r	0.4 r	0.3 r	0.3 r
Uruguay	298	0.0	0.0 r	0.0 r	0.0 r	0.0 r	0.2	0.1 r	0.0 r	0.1 r	0.0 r	0.1 r
Venezuela, Rep. Bol.	299	0.6	0.1 r	0.1 r	0.2 r	0.2 r	0.2	0.0 r	0.1 r	0.0 r	0.0 r

Mauritania (682)

In Millions of U.S. Dollars

		Exports (FOB)						Imports (CIF)					
		2016	2015Q4	2016Q1	2016Q2	2016Q3	2016Q4	2016	2015Q4	2016Q1	2016Q2	2016Q3	2016Q4
Other Countries n.i.e	910	0.3	0.1	0.1	0.1	0.1	0.7	0.2	0.2	0.1	0.2
Korea, Dem. People's Rep.	954	0.3	0.1 r	0.1 r	0.1 r	0.1 r	0.7	0.2 r	0.2 r	0.1 r	0.2 r
Memorandum Items													
Africa	605	167.6	19.9	35.9	41.7	41.9	48.1	193.8	64.7	47.1	55.4	41.5	49.7
Middle East	405	12.5	0.6	2.7	3.0	3.2	3.6	271.5	3.3	66.1	77.8	57.8	69.9
European Union	998	346.8	93.7	83.0	76.6	71.3	115.9	767.8	211.6	200.2	209.6	152.9	205.0
Export earnings: fuel	080	158.8	15.9	35.3	43.2	45.9	34.4	294.6	3.5	67.1	78.5	66.8	82.1
Export earnings: nonfuel	092	1,467.6	355.8	337.6	312.8	348.0	469.2	1,880.7	501.0	447.9	487.2	383.0	562.6

Mauritius (684)

In Millions of U.S. Dollars

		Exports (FOB)						Imports (CIF)					
		2016	2015Q4	2016Q1	2016Q2	2016Q3	2016Q4	2016	2015Q4	2016Q1	2016Q2	2016Q3	2016Q4
IFS World		627.8	1,235.9
World	001	2,206.4	555.2	529.5	534.5	578.8	563.6	4,791.6	1,192.0	987.6	1,283.3	1,172.7	1,347.9
Advanced Economies	110	1,492.5	361.1	352.7	360.9	394.1	384.8	1,739.9	428.2	345.4	463.3	431.4	499.9
Euro Area	163	767.1	184.6	177.0	185.1	204.5	200.5	895.8	215.8	177.1	238.4	222.4	257.9
Austria	122	1.6	2.3	0.4 r	0.4 r	0.4 r	0.4 r	9.8	2.5	2.5 r	2.7 r	2.2 r	2.4 r
Belgium	124	31.7	11.0	9.0 r	7.8 r	7.7 r	7.2 r	40.9	9.5	7.5 r	10.8 r	10.4 r	12.2 r
Cyprus	423	0.1	0.0	0.0 r	0.0 r	0.0 r	0.0 r	1.9	0.5	0.4 r	0.5 r	0.4 r	0.5 r
Estonia	939	0.5	0.1	0.1 r	0.1 r	0.1 r	0.1 r
Finland	172	6.7	2.2	1.6 r	1.6 r	1.7 r	1.7 r	3.1	0.5	0.6 r	0.8 r	0.8 r	0.9 r
France	132	325.4	80.5	75.8 r	78.6 r	86.4 r	84.6 r	365.1	89.0	71.9 r	97.1 r	90.8 r	105.3 r
Germany	134	36.7	5.6	7.3 r	8.7 r	10.3 r	10.3 r	143.8	28.5	24.6 r	37.4 r	37.4 r	44.4 r
Greece	174	19.5	4.6	6.0 r	4.9 r	4.5 r	4.2 r	2.9	0.8	0.5 r	0.7 r	0.7 r	0.9 r
Ireland	178	2.6	0.6	0.6 r	0.6 r	0.7 r	0.7 r	14.6	4.0	3.3 r	4.0 r	3.4 r	3.9 r
Italy	136	149.2	41.9	33.4 r	35.9 r	40.3 r	39.6 r	105.7	31.0	25.5 r	29.2 r	24.2 r	26.8 r
Latvia	941	0.1	0.0	0.0 r	0.0 r	0.0 r	0.0 r	0.4	0.1	0.1 r	0.1 r	0.1 r	0.1 r
Lithuania	946	0.2	0.0	0.0 r	0.0 r	0.0 r	0.0 r	4.7	0.9	1.0 r	1.2 r	1.1 r	1.3 r
Luxembourg	137	0.0	0.0	0.0 r	0.0 r	0.0 r	0.0 r	8.9	2.8	4.4 r	3.0 r	1.0 r	0.4 r
Malta	181	1.7	0.2	0.4 r	0.4 r	0.4 r	0.4 r	0.7	0.1	0.1 r	0.2 r	0.2 r	0.2 r
Netherlands	138	71.6	13.1	14.2 r	17.0 r	20.2 r	20.2 r	32.4	7.0	6.1 r	8.5 r	8.2 r	9.6 r
Portugal	182	22.0	3.7	5.4 r	5.4 r	5.7 r	5.5 r	14.3	2.6	2.1 r	3.6 r	3.9 r	4.7 r
Slovak Republic	936	0.4	0.0	0.1 r	0.1 r	0.1 r	0.1 r	5.4	0.3	1.1 r	1.4 r	1.3 r	1.5 r
Slovenia	961	0.1	0.0 r	0.0 r	0.0 r	0.0 r	2.1	1.3	0.6 r	0.6 r	0.4 r	0.5 r
Spain	184	97.5	18.7	22.6 r	23.5 r	25.9 r	25.4 r	138.8	34.3	24.6 r	36.3 r	35.7 r	42.1 r
Australia	193	16.5	3.3	4.5 r	4.0 r	4.0 r	3.8 r	91.2	33.9	16.5 r	23.9 r	23.3 r	27.4 r
Canada	156	9.2	2.8	2.5 r	2.3 r	2.3 r	2.2 r	21.3	8.1	4.7 r	5.8 r	5.0 r	5.7 r
China,P.R.: Hong Kong	532	13.6	3.6	3.6 r	3.3 r	3.4 r	3.3 r	18.8	8.0	5.5 r	5.4 r	3.9 r	4.0 r
Czech Republic	935	6.7	1.1	1.7 r	1.6 r	1.8 r	1.7 r	9.1	2.7	1.7 r	2.4 r	2.3 r	2.6 r
Denmark	128	4.7	1.5	1.7 r	1.2 r	1.0 r	0.8 r	19.1	2.8	2.8 r	4.9 r	5.2 r	6.3 r
Iceland	176	0.0	0.0 r	0.0 r	0.0 r	0.0 r	0.2	0.0	0.0 r	0.1 r	0.0 r	0.1 r
Israel	436	2.2	0.1	0.4 r	0.5 r	0.6 r	0.6 r	3.6	1.5	1.1 r	1.0 r	0.7 r	0.7 r
Japan	158	28.9	5.2	5.0 r	6.8 r	8.5 r	8.6 r	143.6	31.4	27.8 r	38.1 r	35.9 r	41.8 r
Korea, Republic of	542	6.6	1.3	1.6 r	1.6 r	1.7 r	1.7 r	42.2	11.4	8.7 r	11.3 r	10.3 r	11.9 r
New Zealand	196	0.7	0.1	0.2 r	0.2 r	0.2 r	0.2 r	72.2	16.0	14.0 r	19.1 r	18.1 r	21.0 r
Norway	142	0.1	0.0	0.0 r	0.0 r	0.0 r	0.0 r	2.9	0.9	0.6 r	0.8 r	0.7 r	0.8 r
San Marino	135	0.1	0.0 r	0.0 r	0.0 r	0.0 r
Singapore	576	32.2	10.6	8.5 r	7.9 r	8.1 r	7.7 r	39.0	6.3	6.5 r	10.1 r	10.2 r	12.2 r
Sweden	144	7.2	1.0	1.7 r	1.7 r	1.9 r	1.8 r	7.1	2.2	1.8 r	2.0 r	1.6 r	1.7 r
Switzerland	146	42.0	6.7	7.8 r	9.9 r	12.1 r	12.2 r	37.0	9.6	8.9 r	10.2 r	8.5 r	9.4 r
Taiwan Prov.of China	528	41.3	8.1	10.2 r	10.0 r	10.7 r	10.4 r	136.7	26.6	27.9 r	36.6 r	33.6 r	38.7 r
United Kingdom	112	263.7	68.9	63.3 r	63.9 r	69.2 r	67.4 r	101.3	28.2	19.4 r	26.8 r	25.4 r	29.6 r
United States	111	249.8	62.2	63.0 r	60.8 r	64.1 r	61.8 r	98.8	22.6	20.2 r	26.4 r	24.3 r	28.0 r
Emerg. & Dev. Economies	200	713.9	194.2	176.8	173.6	184.7	178.8	3,051.6	763.7	642.3	820.1	741.2	848.0
Emerg. & Dev. Asia	505	187.9	42.9	43.7	45.4	49.9	48.9	2,064.0	515.6	431.6	554.2	502.4	575.8
American Samoa	859	0.2	0.0 r	0.0 r	0.0 r	0.0 r	0.0	0.0 r	0.0 r	0.0 r	0.0 r
Bangladesh	513	12.0	3.4	2.9 r	2.9 r	3.1 r	3.0 r	5.1	1.1	1.2 r	1.4 r	1.2 r	1.3 r
Cambodia	522	0.0	0.0	0.0 r	0.0 r	0.0 r	0.0 r	0.6	0.2	0.1 r	0.2 r	0.2 r	0.2 r
China,P.R.: Mainland	924	45.7	5.0	8.5 r	10.8 r	13.1 r	13.2 r	824.5	221.1	171.3 r	221.2 r	201.1 r	230.9 r
India	534	15.9	4.8	4.3 r	3.9 r	3.9 r	3.7 r	768.0	203.7	166.7 r	207.6 r	184.2 r	209.4 r
Indonesia	536	0.9	0.4	0.2 r	0.2 r	0.2 r	0.2 r	76.0	19.3	15.5 r	20.3 r	18.6 r	21.5 r
Kiribati	826	0.1	0.0 r	0.0 r	0.0 r	0.0 r	0.7	0.2 r	0.2 r	0.2 r	0.2 r
Lao People's Dem.Rep	544	0.1	0.0	0.0 r	0.0 r	0.0 r	0.0 r
Malaysia	548	4.7	1.3	1.2 r	1.1 r	1.2 r	1.2 r	93.5	24.2	19.3 r	25.1 r	22.9 r	26.3 r
Maldives	556	2.4	0.4	0.6 r	0.6 r	0.6 r	0.6 r	0.0	0.0	0.0 r	0.0 r	0.0 r	0.0 r
Marshall Islands	867	2.0	0.2 r	0.5 r	0.6 r	0.7 r	0.1	0.0 r	0.0 r	0.0 r	0.0 r
Myanmar	518	1.3	0.3 r	0.3 r	0.3 r	0.3 r	0.5	0.2	0.2 r	0.2 r	0.1 r	0.1 r
Nepal	558	0.1	0.0	0.0 r	0.0 r	0.0 r	0.0 r
Papua New Guinea	853	0.0	0.0 r	0.0 r	0.0 r	0.0 r	8.5	2.1 r	2.1 r	2.1 r	2.1 r
Philippines	566	0.8	0.1	0.2 r	0.2 r	0.2 r	0.2 r	6.1	0.9	0.9 r	1.5 r	1.6 r	2.0 r
Samoa	862	0.3	0.1 r	0.1 r	0.1 r	0.1 r
Sri Lanka	524	1.4	0.1	0.4 r	0.3 r	0.4 r	0.4 r	2.6	0.8	0.5 r	0.7 r	0.6 r	0.7 r

Mauritius (684)

In Millions of U.S. Dollars

		Exports (FOB)						Imports (CIF)					
		2016	2015Q4	2016Q1	2016Q2	2016Q3	2016Q4	2016	2015Q4	2016Q1	2016Q2	2016Q3	2016Q4
Thailand	578	17.9	3.6	4.4 r	4.3 r	4.6 r	4.5 r	93.2	26.3	20.4 r	25.2 r	22.3 r	25.3 r
Vanuatu	846	0.2	0.1	0.0 r	0.0 r	0.0 r	0.0 r	0.0	0.0	0.0 r	0.0 r	0.0 r	0.0 r
Vietnam	582	82.1	23.6	20.2 r	19.9 r	21.3 r	20.7 r	95.6	17.6	15.1 r	24.6 r	25.4 r	30.5 r
Asia n.s.	598	0.1	88.7	0.3	18.1 r	23.7 r	21.8 r	25.1 r
Europe	170	16.3	3.9	4.4	4.0	4.0	3.8	83.4	22.0	18.1	22.5	20.0	22.8
Emerg. & Dev. Europe	903	13.8	3.2	3.7	3.4	3.4	3.3	67.6	16.9	14.8	18.3	16.1	18.3
Albania	914	0.0	0.0 r	0.0 r	0.0 r	0.0 r	0.2	0.0	0.0 r	0.1 r	0.1 r	0.1 r
Bosnia and Herzegovina	963	0.2	0.1	0.0 r	0.0 r	0.0 r	0.0 r	0.0	0.0	0.0 r	0.0 r	0.0 r	0.0 r
Bulgaria	918	2.3	0.2	0.6 r	0.5 r	0.6 r	0.6 r	2.8	0.3	0.6 r	0.7 r	0.7 r	0.8 r
Croatia	960	0.5	0.1	0.1 r	0.1 r	0.1 r	0.1 r	0.1	0.1	0.0 r	0.0 r	0.0 r	0.0 r
Hungary	944	1.1	0.2	0.3 r	0.3 r	0.3 r	0.3 r	7.8	1.2	1.6 r	2.1 r	1.9 r	2.2 r
Macedonia, FYR	962	0.1	0.0	0.0 r	0.0 r	0.0 r	0.0 r	0.1	0.0	0.0 r	0.0 r	0.0 r	0.0 r
Poland	964	5.4	1.6	1.6 r	1.3 r	1.3 r	1.2 r	14.4	3.9	2.9 r	3.9 r	3.5 r	4.1 r
Romania	968	2.3	0.2	0.6 r	0.6 r	0.6 r	0.6 r	1.9	0.5	0.4 r	0.5 r	0.5 r	0.5 r
Serbia, Republic of	942	0.0	0.0 r	0.0 r	0.0 r	0.0 r	0.4	0.0 r	0.1 r	0.1 r	0.1 r
Turkey	186	1.9	1.0	0.5 r	0.5 r	0.5 r	0.5 r	39.9	10.9	9.2 r	10.9 r	9.3 r	10.5 r
CIS	901	2.5	0.7	0.7	0.6	0.6	0.5	15.9	5.0	3.3	4.2	3.9	4.5
Belarus	913	0.4	0.1 r	0.1 r	0.1 r	0.1 r
Georgia	915	0.1	0.1	0.0 r	0.0 r	0.0 r	0.0 r
Moldova	921	0.0	0.0 r	0.0 r	0.0 r	0.0 r	0.2	0.0	0.0 r	0.1 r	0.1 r	0.1 r
Russian Federation	922	2.3	0.7	0.7 r	0.6 r	0.5 r	0.5 r	14.1	4.4	2.9 r	3.8 r	3.5 r	4.0 r
Ukraine	926	0.1	0.0	0.0 r	0.0 r	0.0 r	0.0 r	1.1	0.4	0.2 r	0.3 r	0.3 r	0.3 r
Mid East, N Africa, Pak	440	71.2	18.8	17.6	17.3	18.4	17.9	201.7	36.5	36.8	53.0	51.4	60.5
Afghanistan, I.R. of	512	0.1	0.0 r	0.0 r	0.0 r	0.0 r	0.0	0.0	0.0 r	0.0 r	0.0 r	0.0 r
Algeria	612	1.1	0.0	0.3 r	0.3 r	0.3 r	0.3 r	0.1	0.0	0.0 r	0.0 r	0.0 r	0.0 r
Bahrain, Kingdom of	419	0.0	0.0 r	0.0 r	0.0 r	0.0 r	24.3	0.5	5.0 r	6.5 r	6.0 r	6.9 r
Djibouti	611	0.1	0.0	0.0 r	0.0 r	0.0 r	0.0 r	0.0	0.0 r	0.0 r	0.0 r	0.0 r
Egypt	469	0.6	0.2	0.1 r	0.1 r	0.2 r	0.2 r	28.2	5.3	5.8 r	7.5 r	6.9 r	8.0 r
Iran, I.R. of	429	0.4	0.2	0.1 r	0.1 r	0.1 r	0.1 r	0.2	0.1	0.0 r	0.1 r	0.1 r	0.1 r
Jordan	439	0.0	0.0 r	0.0 r	0.0 r	0.0 r	0.8	0.1	0.2 r	0.2 r	0.2 r	0.2 r
Kuwait	443	0.1	0.0	0.0 r	0.0 r	0.0 r	0.0 r	0.6	0.1	0.1 r	0.2 r	0.1 r	0.2 r
Lebanon	446	0.1	0.0 r	0.0 r	0.0 r	0.0 r	0.2	0.1	0.0 r	0.1 r	0.1 r	0.1 r
Mauritania	682	0.0	0.0	0.0 r	0.0 r	0.0 r	0.0 r	0.0	0.4	0.0 r	0.0 r	0.0 r	0.0 r
Morocco	686	0.3	0.1	0.1 r	0.1 r	0.1 r	0.1 r	6.6	2.0	1.4 r	1.8 r	1.6 r	1.8 r
Oman	449	0.9	0.4	0.2 r	0.2 r	0.2 r	0.2 r	7.0	1.7	1.4 r	1.9 r	1.7 r	2.0 r
Pakistan	564	1.2	0.3	0.4 r	0.3 r	0.3 r	0.2 r	17.9	4.0	3.8 r	4.8 r	4.4 r	5.0 r
Qatar	453	0.0	0.0	0.0 r	0.0 r	0.0 r	0.0 r	1.3	0.3	0.3 r	0.4 r	0.3 r	0.4 r
Saudi Arabia	456	2.5	0.3	0.6 r	0.6 r	0.7 r	0.6 r	24.7	1.0	2.8 r	6.1 r	7.0 r	8.7 r
Somalia	726	0.1	0.0 r	0.0 r	0.0 r	0.0 r	0.0	0.0 r	0.0 r	0.0 r	0.0 r
Sudan	732	0.1	0.0	0.0 r	0.0 r	0.0 r	0.0 r	0.0	0.0 r	0.0 r	0.0 r	0.0 r
Tunisia	744	0.4	0.1	0.1 r	0.1 r	0.1 r	0.1 r	3.3	0.8	0.8 r	0.9 r	0.8 r	0.8 r
United Arab Emirates	466	63.3	17.1	15.6 r	15.4 r	16.4 r	15.9 r	86.3	20.2	15.2 r	22.6 r	22.3 r	26.3 r
Sub-Saharan Africa	603	427.7	122.4	108.5	104.3	109.5	105.5	586.6	143.5	124.5	157.7	142.2	162.2
Angola	614	0.5	0.0	0.1 r	0.1 r	0.1 r	0.1 r	0.1	0.0	0.0 r	0.0 r	0.0 r	0.0 r
Benin	638	0.1	0.1	0.0 r	0.0 r	0.0 r	0.0 r	1.8	0.5 r	0.5 r	0.5 r	0.5 r
Botswana	616	0.2	0.0	0.0 r	0.0 r	0.0 r	0.0 r	0.6	0.2	0.1 r	0.2 r	0.1 r	0.2 r
Burkina Faso	748	0.0	0.0	0.0 r	0.0 r	0.0 r	0.0 r	1.8	0.4 r	0.4 r	0.4 r	0.4 r
Burundi	618	0.3	0.1 r	0.1 r	0.1 r	0.1 r	0.0	0.0 r	0.0 r	0.0 r	0.0 r
Cameroon	622	0.2	0.0	0.0 r	0.0 r	0.1 r	0.1 r	1.8	0.6	0.4 r	0.5 r	0.5 r	0.5 r
Central African Rep.	626	0.0	0.1	0.0	0.0 r	0.0 r	0.0 r	0.0 r
Chad	628	0.1	0.1	0.0 r	0.0 r	0.0 r	0.0 r	0.0	0.0 r	0.0 r	0.0 r	0.0 r
Comoros	632	4.1	1.3	1.0 r	1.0 r	1.1 r	1.0 r	3.0	0.0	0.8 r	0.8 r	0.8 r	0.8 r
Congo, Republic of	634	0.1	0.0	0.0 r	0.0 r	0.0 r	0.0 r	3.0	0.6	0.6 r	0.8 r	0.7 r	0.9 r
Côte d'Ivoire	662	0.5	0.1 r	0.1 r	0.1 r	0.1 r	1.3	0.4	0.3 r	0.3 r	0.3 r	0.3 r
Ethiopia	644	0.2	0.0	0.1 r	0.1 r	0.1 r	0.1 r	0.1	0.0	0.0 r	0.0 r	0.0 r	0.0 r
Gabon	646	0.0	0.0	0.0 r	0.0 r	0.0 r	0.0 r	0.2	0.0	0.0 r	0.0 r	0.0 r	0.0 r
Ghana	652	1.0	0.1	0.2 r	0.2 r	0.2 r	0.2 r	0.2	0.4	0.1 r	0.1 r	0.1 r	0.1 r
Guinea	656	0.0	0.0	0.0 r	0.0 r	0.0 r	0.0 r	0.1	0.0	0.0 r	0.0 r	0.0 r	0.0 r
Kenya	664	37.0	7.3	7.6 r	8.8 r	10.3 r	10.2 r	35.3	9.9	8.5 r	9.7 r	8.1 r	9.0 r
Lesotho	666	0.0	0.0	0.0 r	0.0 r	0.0 r	0.0 r	1.8	0.5	0.4 r	0.5 r	0.4 r	0.5 r

Mauritius (684)

In Millions of U.S. Dollars

		Exports (FOB)						Imports (CIF)					
		2016	2015Q4	2016Q1	2016Q2	2016Q3	2016Q4	2016	2015Q4	2016Q1	2016Q2	2016Q3	2016Q4
Liberia	668	1.0	0.1	0.3 r	0.2 r	0.3 r	0.3 r	0.3	0.2	0.1 r	0.1 r	0.1 r	0.1 r
Madagascar	674	160.8	38.7	36.8 r	38.8 r	43.0 r	42.2 r	51.8	9.3	9.2 r	13.6 r	13.3 r	15.8 r
Malawi	676	0.1	0.0	0.0 r	0.0 r	0.0 r	0.0 r	0.5	2.0	0.1 r	0.1 r	0.1 r	0.1 r
Mali	678	0.0	0.0 r	0.0 r	0.0 r	0.0 r	1.0	0.3 r	0.3 r	0.3 r	0.3 r
Mozambique	688	2.2	0.2	0.3 r	0.5 r	0.7 r	0.7 r	13.9	9.6	2.8 r	3.7 r	3.4 r	3.9 r
Namibia	728	0.0	0.0	0.0 r	0.0 r	0.0 r	0.0 r	2.8	0.7	0.6 r	0.7 r	0.7 r	0.8 r
Nigeria	694	1.0	0.1	0.2 r	0.2 r	0.3 r	0.3 r	0.4	0.0	0.1 r	0.1 r	0.1 r	0.1 r
Rwanda	714	0.4	0.6	0.1 r	0.1 r	0.1 r	0.1 r	0.0	0.0	0.0 r	0.0 r	0.0 r	0.0 r
Senegal	722	0.1	0.0	0.0 r	0.0 r	0.0 r	0.0 r	0.2	0.1	0.0 r	0.1 r	0.0 r	0.1 r
Seychelles	718	27.8	7.6	6.6 r	6.7 r	7.3 r	7.2 r	72.4	15.7	14.8 r	19.4 r	17.8 r	20.5 r
Sierra Leone	724	0.0	0.0 r	0.0 r	0.0 r	0.0 r	6.1	1.2	1.2 r	1.6 r	1.5 r	1.7 r
South Africa	199	178.9	62.1	52.6 r	44.3 r	42.4 r	39.5 r	348.5	80.0	75.6 r	94.2 r	83.6 r	95.1 r
Swaziland	734	0.1	0.0 r	0.0 r	0.0 r	0.0 r	10.0	3.0	2.1 r	2.7 r	2.4 r	2.8 r
Tanzania	738	4.2	1.8	0.5 r	1.0 r	1.3 r	1.3 r	20.2	7.3	4.1 r	5.4 r	4.9 r	5.7 r
Togo	742	0.2	0.0 r	0.0 r	0.0 r	0.0 r	0.5	0.0	0.1 r	0.1 r	0.1 r	0.1 r
Uganda	746	2.0	0.5	0.4 r	0.5 r	0.6 r	0.6 r	0.3	0.0	0.1 r	0.1 r	0.1 r	0.1 r
Zambia	754	0.8	0.7	0.4 r	0.2 r	0.1 r	0.1 r	5.9	0.0	1.2 r	1.6 r	1.5 r	1.7 r
Zimbabwe	698	3.9	1.0	0.8 r	0.9 r	1.1 r	1.1 r	0.6	1.7	0.1 r	0.1 r	0.2 r	0.2 r
Western Hemisphere	205	10.8	6.0	2.5	2.6	2.9	2.8	115.8	46.1	31.2	32.7	25.1	26.7
Antigua and Barbuda	311	0.0	0.0	0.0 r	0.0 r	0.0 r	0.0 r	0.2	0.0 r	0.0 r	0.0 r	0.0 r
Argentina	213	0.3	0.0	0.1 r	0.1 r	0.1 r	0.1 r	58.7	15.1	19.7 r	17.5 r	11.1 r	10.5 r
Barbados	316	0.5	0.1 r	0.1 r	0.1 r	0.1 r	0.0	0.0	0.0 r	0.0 r	0.0 r	0.0 r
Belize	339	0.1	0.0	0.2	0.0 r	0.0 r	0.0 r	0.0 r
Bermuda	319	2.1	3.5	0.5 r	0.5 r	0.6 r	0.5 r	0.0	4.1	0.0 r	0.0 r	0.0 r	0.0 r
Brazil	223	0.2	0.1	0.0 r	0.0 r	0.0 r	0.0 r	46.8	17.8	9.5 r	12.5 r	11.5 r	13.2 r
Chile	228	0.2	0.0	0.1 r	0.1 r	0.1 r	0.1 r	0.7	0.2	0.1 r	0.2 r	0.2 r	0.2 r
Colombia	233	0.2	0.1	0.0 r	0.0 r	0.0 r	0.1 r
Costa Rica	238	0.0	0.1	0.0	0.0 r	0.0 r	0.0 r	0.0 r
Dominican Republic	243	0.1	0.0	0.0 r	0.0 r	0.0 r	0.0 r
Ecuador	248	0.1	0.0	0.0 r	0.0 r	0.0 r	0.0 r
El Salvador	253	0.1	0.0 r	0.0 r	0.0 r	0.0 r	0.0	0.0 r	0.0 r	0.0 r	0.0 r
Guatemala	258	0.4	0.1	0.1 r	0.1 r	0.1 r	0.1 r
Guyana	336	0.0	0.0	0.0 r	0.0 r	0.0 r	0.0 r	0.1	0.0 r	0.0 r	0.0 r	0.0 r
Mexico	273	3.8	1.3	0.9 r	0.9 r	1.0 r	1.0 r	6.4	0.9	1.0 r	1.6 r	1.7 r	2.1 r
Panama	283	3.4	0.9	0.8 r	0.8 r	0.9 r	0.9 r	0.3	0.0	0.1 r	0.1 r	0.1 r	0.1 r
Paraguay	288	0.1	6.9	0.0 r	0.0 r	0.0 r	0.0 r
Peru	293	0.0	0.1	0.0 r	0.0 r	0.0 r	0.0 r	1.2	0.6	0.4 r	0.4 r	0.2 r	0.2 r
Uruguay	298	0.4	0.0	0.1 r	0.1 r	0.1 r	0.1 r
Venezuela, Rep. Bol.	299	0.1	0.0	0.0 r	0.0 r	0.0 r	0.0 r
Other Countries n.i.e	910	0.0	0.0	0.0	0.0	0.0	0.1	0.0	0.0	0.0	0.0	0.0
Cuba	928	0.0	0.0 r	0.0 r	0.0 r	0.0 r	0.1	0.0	0.0 r	0.0 r	0.0 r	0.0 r
Memorandum Items													
Africa	605	429.7	122.7	109.0	104.7	110.0	106.0	596.6	146.6	126.7	160.4	144.6	164.9
Middle East	405	67.9	18.2	16.7	16.5	17.6	17.1	173.7	29.4	30.8	45.4	44.7	52.8
European Union	998	1,061.1	259.2	248.6	256.4	281.2	275.0	1,059.3	257.7	208.4	281.6	263.4	305.7
Export earnings: fuel	080	72.4	19.1	17.9	17.6	18.7	18.1	162.7	29.2	28.5	42.5	42.0	49.7
Export earnings: nonfuel	092	2,134.0	536.1	511.6	516.9	560.1	545.5	4,628.9	1,162.8	959.1	1,240.9	1,130.7	1,298.2

Mexico (273)

In Millions of U.S. Dollars

		Exports (FOB)						Imports (FOB)					
		2016	2015Q4	2016Q1	2016Q2	2016Q3	2016Q4	2016	2015Q4	2016Q1	2016Q2	2016Q3	2016Q4
IFS World		373,904.3	96,140.6	85,122.7	93,683.0	94,807.0	100,291.6	387,064.5	100,079.7	89,133.4	96,813.6	100,155.0	100,962.5
World	001	373,589.0	96,294.9	85,148.0	93,683.0	94,807.1	99,951.0	386,586.8	100,079.7	89,133.3	96,813.6	100,155.0	100,484.9
Advanced Economies	110	341,035.9	88,386.1	78,323.0	85,795.9	86,165.8	90,751.3	270,276.1	69,928.4	62,430.4	67,900.0	69,376.9	70,568.8
Euro Area	163	14,600.0	3,305.8	3,270.9	3,520.6	4,050.3	3,758.2	34,151.3	8,823.5	7,851.4	8,679.2	9,131.0	8,489.6
Austria	122	183.4	38.9	45.8	52.1	44.7	40.7	1,258.6	315.3	309.3	319.0	319.8	310.4
Finland	172	140.2	36.7	48.3	29.8	25.7	36.4	451.3	126.2	96.6	97.7	110.8	146.3
France	132	2,004.1	508.9	508.0	424.8	618.6	452.7	3,729.0	923.3	930.0	936.5	957.8	904.6
Germany	134	3,951.0	730.4	769.6	926.2	944.8	1,310.4	13,878.0	3,538.1	3,253.7	3,528.4	3,514.5	3,581.4
Greece	174	33.1	11.4	9.1	10.6	6.8	6.6	214.1	56.9	61.6	54.7	54.3	43.6
Ireland	178	281.0	62.2	60.5	67.9	80.8	71.8	1,581.4	384.7	369.9	376.6	407.5	427.5
Italy	136	1,600.0	407.8	437.4	329.7	446.7	386.1	5,291.3	1,329.6	1,153.1	1,371.6	1,413.9	1,352.6
Netherlands	138	1,637.0	480.2	393.8	373.0	494.1	376.1	1,949.7	661.1	343.1	411.1	744.5	451.1
Portugal	182	166.3	14.2	39.9	60.6	55.8	9.9	421.5	99.2	91.3	98.5	105.7	126.0
Spain	184	3,280.6	583.2	611.7	798.8	916.1	953.9	4,456.0	1,125.7	1,002.1	1,198.2	1,194.2	1,061.5
Australia	193	836.0	233.6	267.2	139.6	193.1	236.0	527.3	176.4	161.3	166.9	90.5	108.5
Canada	156	10,427.0	2,576.4	2,559.3	2,659.3	2,589.5	2,618.8	9,631.5	2,666.6	2,146.4	2,504.7	2,488.2	2,492.2
China,P.R.: Hong Kong	532	591.6	210.4	142.2	117.2	132.4	199.8	287.8	69.6	59.9	62.9	72.3	92.7
China,P.R.: Macao	546	0.3	0.1	0.1	0.1	0.1	0.0	1.2	0.4	0.3	0.4	0.2	0.3
Denmark	128	182.8	43.6	50.1	53.3	41.7	37.7	664.2	128.3	230.5	166.5	136.9	130.3
Israel	436	198.0	35.5	53.4	45.1	41.7	57.8	707.4	188.8	172.5	185.8	184.3	164.8
Japan	158	3,771.0	787.2	675.7	926.0	1,028.3	1,141.0	17,751.1	4,566.7	3,936.9	4,792.8	4,297.5	4,723.9
Korea, Republic of	542	2,502.9	685.2	474.8	580.0	735.3	712.7	13,618.9	3,490.2	3,042.7	3,329.3	3,639.6	3,607.4
New Zealand	196	93.5	28.8	21.3	21.7	28.1	22.4	364.2	66.6	104.3	77.3	81.1	101.4
Norway	142	44.6	11.5	11.2	13.5	13.6	6.3	174.7	31.3	43.0	42.4	55.3	34.0
Singapore	576	850.6	127.3	184.8	175.2	265.6	224.9	1,278.9	323.9	281.0	280.4	400.5	316.9
Sweden	144	96.1	31.0	31.4	26.1	20.4	18.2	926.1	244.2	224.3	218.5	267.9	215.5
Switzerland	146	708.7	343.1	198.4	177.8	132.6	200.0	1,643.8	438.7	356.1	455.0	437.1	395.6
Taiwan Prov.of China	528	246.3	58.9	46.0	59.4	62.6	78.3	6,836.9	1,731.1	1,544.5	1,665.5	1,736.8	1,890.0
United Kingdom	112	3,231.9	588.2	788.8	912.7	765.5	764.9	2,128.2	568.6	488.6	530.7	566.3	542.6
United States	111	302,654.5	79,319.6	69,547.2	76,368.1	76,065.0	80,674.2	179,582.7	46,413.5	41,786.6	44,741.7	45,791.3	47,263.1
Emerg. & Dev. Economies	200	32,129.8	7,817.3	6,730.3	7,783.5	8,527.6	9,088.3	116,274.8	30,145.5	26,698.1	28,902.5	30,770.2	29,904.0
Emerg. & Dev. Asia	505	10,016.7	2,027.3	1,665.9	2,242.5	2,648.3	3,459.9	95,973.4	24,982.5	22,135.9	23,709.9	25,194.1	24,933.5
China,P.R.: Mainland	924	5,407.4	1,217.7	1,180.3	1,123.2	1,303.9	1,799.9	69,520.7	18,458.1	15,993.3	17,177.1	18,472.1	17,878.2
India	534	2,055.8	353.9	174.5	427.9	631.0	822.5	4,285.9	979.8	1,003.6	1,136.4	1,059.8	1,086.1
Indonesia	536	65.2	17.8	17.4	15.2	14.9	17.7	1,318.7	330.3	329.5	333.4	330.3	325.5
Malaysia	548	448.0	29.9	31.9	37.6	35.7	342.8	8,161.2	2,111.1	1,967.0	2,086.6	2,026.5	2,081.0
Maldives	556	0.5	0.1	0.1	0.3	0.1	0.1	0.0	0.0	0.0	0.0	0.0	0.0
Philippines	566	86.1	17.4	26.9	12.4	26.7	20.1	2,233.9	485.1	504.4	547.3	589.5	592.6
Sri Lanka	524	6.5	1.6	1.9	1.5	1.2	1.8	186.0	45.7	47.0	43.0	45.0	51.1
Thailand	578	497.0	101.0	69.5	105.0	99.6	222.9	5,427.4	1,376.5	1,230.1	1,194.5	1,406.4	1,596.4
Asia n.s.	598	1,450.1	287.9	163.5	519.5	535.2	232.0	4,839.5	1,195.9	1,061.0	1,191.6	1,264.4	1,322.4
Europe	170	1,364.3	399.3	331.6	357.9	411.7	263.0	6,354.7	1,667.2	1,530.7	1,596.5	1,715.4	1,512.1
Emerg. & Dev. Europe	903	1,075.1	327.3	256.2	294.6	330.5	193.8	4,115.7	1,208.8	1,006.9	1,082.8	1,069.6	956.3
Bulgaria	918	35.1	1.5	2.5	0.5	22.0	10.1	60.5	17.6	14.1	13.7	16.5	16.2
Hungary	944	288.4	62.9	76.2	83.4	77.1	51.9	997.3	236.2	222.5	241.9	238.5	294.5
Poland	964	249.0	102.6	67.6	57.1	58.1	66.2	792.2	255.0	179.1	224.8	208.4	179.9
Romania	968	65.9	24.6	20.7	15.8	20.0	9.3	372.9	105.0	95.3	83.0	82.1	112.6
Turkey	186	238.8	71.0	41.1	77.1	80.9	39.7	730.5	150.4	145.6	169.3	187.7	227.9
CIS	901	197.7	37.5	55.4	42.5	49.6	50.2	1,491.6	334.4	401.3	328.9	402.3	359.0
Russian Federation	922	178.5	34.8	49.2	39.4	45.6	44.4	1,301.7	281.3	371.7	290.7	315.8	323.6
Ukraine	926	19.1	2.7	6.2	3.2	3.9	5.8	189.8	53.1	29.6	38.2	86.6	35.5
Europe n.s.	884	91.5	34.5	20.1	20.8	31.6	19.0	747.4	124.0	122.4	184.9	243.4	196.7
Mid East, N Africa, Pak	440	543.9	122.5	61.2	163.4	182.1	137.1	646.8	122.8	117.1	209.0	166.6	154.2
Algeria	612	177.0	70.6	8.1	68.5	80.9	19.5	50.3	0.8	4.3	17.3	21.5	7.2
Egypt	469	71.4	10.8	14.2	18.6	21.6	16.9	59.9	7.6	8.1	24.8	15.7	11.4
Iran, I.R. of	429	0.3	0.2	0.0	0.0	0.3	0.0	21.0	2.0	0.9	7.5	1.3	11.4
Kuwait	443	101.6	2.9	4.7	34.4	30.5	31.9	0.1	0.0	0.0	0.0	0.0	0.0
Lebanon	446	13.2	4.4	2.7	3.8	3.2	3.5	0.9	0.4	0.2	0.2	0.2	0.2
Libya	672	0.5	0.4	0.3	0.1	0.1	0.0	0.0	0.0	0.0	0.0	0.0	0.0
Morocco	686	22.9	5.3	4.5	3.3	4.7	10.4	210.9	59.8	51.6	59.9	52.7	46.7

Mexico (273)

In Millions of U.S. Dollars

		Exports (FOB)						Imports (FOB)					
		2016	2015Q4	2016Q1	2016Q2	2016Q3	2016Q4	2016	2015Q4	2016Q1	2016Q2	2016Q3	2016Q4
Pakistan	564	23.0	4.1	6.8	3.3	2.0	10.9	192.4	48.5	46.0	48.8	45.9	51.6
Saudi Arabia	456	134.0	23.9	20.0	31.3	38.9	43.8	111.3	3.8	5.9	50.6	29.3	25.6
Sub-Saharan Africa	603	585.3	115.3	86.1	158.0	256.0	85.1	633.9	133.8	133.6	178.8	157.2	164.3
Congo, Republic of	634	10.2	2.1	0.7	5.4	3.4	0.7	4.5	0.1	0.1	4.0	0.4	0.0
Côte d'Ivoire	662	3.3	1.5	0.9	0.7	0.9	0.9	102.9	23.2	26.9	25.4	25.2	25.4
Kenya	664	8.0	1.9	1.1	2.4	2.2	2.4	7.7	0.9	0.4	0.4	1.0	5.9
Liberia	668	1.1	0.3	0.1	0.3	0.2	0.5	2.2	0.3	0.4	0.5	0.6	0.7
Mozambique	688	9.4	0.8	0.1	2.4	6.8	0.1	16.2	1.2	1.3	6.7	7.8	0.4
Nigeria	694	38.3	14.6	7.7	15.1	8.6	6.9	105.8	26.2	9.7	40.6	27.9	27.6
Africa n.s.	799	514.9	94.2	75.6	131.7	234.0	73.6	394.5	81.9	94.8	101.2	94.3	104.2
Western Hemisphere	205	19,619.8	5,152.8	4,585.4	4,861.7	5,029.4	5,143.2	12,666.0	3,239.2	2,780.9	3,208.3	3,536.9	3,140.0
Argentina	213	1,408.7	302.5	328.0	381.5	388.8	310.4	896.8	271.0	165.5	227.3	278.3	225.8
Bahamas, The	313	47.4	2.2	2.6	32.8	3.8	8.1	124.2	0.1	16.0	1.0	84.2	23.0
Belize	339	115.7	31.5	25.2	31.2	29.4	29.9	1.2	0.2	0.5	0.3	0.2	0.2
Bermuda	319	1.2	0.9	0.2	0.7	0.2	0.1	0.0	0.0	0.0	0.0	0.0	0.0
Bolivia	218	156.3	42.7	30.2	36.2	35.2	54.7	29.8	6.4	7.1	8.9	5.8	8.0
Brazil	223	3,056.0	669.9	563.0	755.7	869.8	867.5	4,732.8	1,266.6	1,015.1	1,262.7	1,256.1	1,199.0
Chile	228	1,744.7	447.5	399.2	429.5	459.1	456.9	1,335.4	372.0	356.9	345.2	325.3	308.0
Colombia	233	3,066.3	1,023.5	787.0	755.0	725.1	799.1	1,097.9	214.5	213.7	253.7	310.9	319.5
Costa Rica	238	915.5	246.2	221.0	225.2	232.3	236.9	391.1	128.6	77.7	110.1	96.7	106.5
Dominican Republic	243	908.1	202.3	215.9	250.5	212.0	229.7	148.8	37.6	32.1	34.0	44.7	38.1
Ecuador	248	450.6	107.5	101.7	103.7	116.9	128.3	187.8	42.8	37.4	55.8	50.6	44.0
El Salvador	253	596.6	165.9	148.8	136.6	149.9	161.3	115.2	36.2	29.2	34.3	27.1	24.6
Guatemala	258	1,713.8	458.6	402.3	418.9	444.8	447.8	487.8	118.9	102.9	113.9	145.7	125.3
Haiti	263	45.0	9.5	10.8	10.5	11.8	11.9	29.5	6.0	5.3	8.7	8.2	7.3
Honduras	268	585.9	137.2	135.0	146.6	150.0	154.3	426.5	103.6	97.4	109.5	123.6	96.0
Jamaica	343	206.0	20.3	45.7	23.5	59.4	77.4	3.4	0.6	1.2	0.5	0.5	1.2
Netherlands Antilles	353	5.3	2.2	1.5	1.2	1.1	1.6	3.5	27.0	2.7	0.7	0.0	0.1
Nicaragua	278	938.1	231.8	229.7	228.9	234.2	245.2	661.9	151.2	179.7	178.8	158.4	145.1
Panama	283	898.5	250.8	219.4	228.8	218.2	232.0	50.6	7.6	19.0	5.3	12.5	13.8
Paraguay	288	97.0	17.6	20.1	20.0	22.6	34.2	134.0	5.3	3.8	55.7	68.0	6.5
Peru	293	1,403.7	422.6	385.4	325.3	327.9	365.0	556.3	158.4	124.8	131.8	189.6	110.2
Trinidad and Tobago	369	81.9	19.6	16.8	19.9	26.3	18.9	291.9	41.1	78.6	47.3	78.8	87.3
Uruguay	298	168.1	45.0	28.9	40.5	44.1	54.6	338.0	81.0	88.9	86.9	84.7	77.5
Venezuela, Rep. Bol.	299	600.3	197.9	174.2	166.2	154.6	105.2	173.6	36.0	30.2	35.2	59.1	49.0
Western Hem. n.s.	399	409.1	97.1	92.6	92.7	111.5	112.2	447.9	126.5	95.5	100.3	128.0	124.2
Other Countries n.i.e	910	324.4	76.5	72.4	77.3	84.9	89.8	9.2	2.2	1.8	1.5	3.3	2.6
Cuba	928	324.4	76.5	72.4	77.3	84.9	89.8	9.2	2.2	1.8	1.5	3.3	2.6
Countries & Areas n.s.	898	98.9	14.9	22.3	26.3	28.8	21.5	26.6	3.6	3.1	9.5	4.5	9.4
Memorandum Items													
Africa	605	785.1	191.2	98.7	229.8	341.6	115.0	895.1	194.4	189.5	256.0	231.4	218.2
Middle East	405	321.0	42.6	41.9	88.3	94.6	96.3	193.2	13.7	15.1	83.0	46.5	48.6
European Union	998	18,749.2	4,160.1	4,308.2	4,669.5	5,055.1	4,716.5	40,092.7	10,378.4	9,305.7	10,158.3	10,647.5	9,981.2
Export earnings: fuel	080	4,995.8	1,540.7	1,200.6	1,275.4	1,266.3	1,253.5	3,375.8	655.0	759.5	811.6	901.4	903.3
Export earnings: nonfuel	092	368,593.2	94,754.1	83,947.4	92,407.6	93,540.7	98,697.5	383,211.0	99,424.8	88,373.9	96,002.0	99,253.6	99,581.6

Micronesia, Federated States of (868)

In Millions of U.S. Dollars

		Exports (FOB)						Imports (CIF)					
		2016	2015Q4	2016Q1	2016Q2	2016Q3	2016Q4	2016	2015Q4	2016Q1	2016Q2	2016Q3	2016Q4
IFS World	
World	001	29.1	1.3	2.2	3.4	8.0	15.5	327.0	57.1	55.6	56.8	60.0	154.5
Advanced Economies	110	1.4	0.2	0.5	0.2	0.2	0.4	132.1	28.6	28.6	28.7	28.7	46.1
Euro Area	163	0.4	0.0	0.3	0.0	0.0	0.0	0.6	0.0	0.0	0.1	0.1	0.3
Germany	134	0.1 e	0.0 e	0.0 e	0.0 e	0.0 e	0.3	0.0 r	0.0 r	0.0 r	0.3 r
Slovak Republic	936	0.1	0.0 r	0.0 r	0.0 r	0.1 r	0.0 r
Slovenia	961	0.1	0.0 r	0.0 r	0.0 r	0.0 r	0.0 r
Spain	184	0.3 e	0.0 e	0.3 e	0.0 e
Australia	193	0.0 e	0.0 e	17.1	3.0 r	3.0 r	3.0 r	3.0 r	8.1 r
China,P.R.: Hong Kong	532	3.6	0.9 r	0.9 r	0.9 r	0.9 r	0.9 r
Japan	158	12.6	3.2 r	3.2 r	3.2 r	3.2 r	3.2 r
Korea, Republic of	542	0.0 e	0.0 e	9.1	1.4 r	1.4 r	1.4 r	1.4 r	4.9 r
New Zealand	196	1.5	0.3 r	0.3 r	0.3 r	0.3 r	0.6 r
Singapore	576	0.0 e	0.0 e	9.1	2.2 r	2.2 r	2.2 r	2.2 r	2.4 r
Switzerland	146	1.0	0.3 r	0.3 r	0.3 r	0.3 r	0.3 r
United Kingdom	112	0.1 e	0.0 e	0.0 e	0.0 e	0.0 e	0.0 e	0.0	0.0 r	0.0 r	0.0 r	0.0 r	0.0 r
United States	111	0.9	0.2 r	0.2 r	0.2 r	0.2 r	0.3 r	77.4	17.3 r	17.3 r	17.3 r	17.3 r	25.3 r
Emerg. & Dev. Economies	200	27.7	1.1	1.7	3.1	7.8	15.0	152.4	22.9	21.9	22.7	25.0	82.8
Emerg. & Dev. Asia	505	26.7	0.8	1.5	2.9	7.6	14.8	148.3	22.6	21.6	22.4	24.6	79.8
China,P.R.: Mainland	924	0.4 e	0.4 e	11.9	1.3 r	1.3 r	1.3 r	1.3 r	8.1 r
Fiji	819	1.6	0.0 r	0.0 r	0.0 r	0.1 r	1.5 r
Guam	829	3.6	0.7 r	1.0 r	0.7 r	0.7 r	1.2 r	92.1	17.9 r	17.5 r	17.9 r	18.7 r	38.0 r
India	534	0.8	0.2 r	0.2 r	0.2 r	0.2 r	0.2 r
Indonesia	536	9.2 e	0.3 e	2.0 e	3.2 e	3.7 e	0.2	0.0 r	0.0 r	0.0 r	0.0 r	0.0 r
Malaysia	548	0.0 e	0.0 e	0.0 e	0.0 e	0.1	0.0 r	0.0 r	0.0 r	0.0 r	0.0 r
Marshall Islands	867	0.7	0.0 r	0.2 r	0.0 r	0.0 r	0.4 r	3.3	0.1 r	0.0 r	0.1 r	0.2 r	3.1 r
Palau	565	0.1 e	0.0 e	0.0 e	0.0 e	0.1 e	0.0 e	1.5	0.0 r	0.0 r	0.0 r	0.1 r	1.4 r
Papua New Guinea	853	0.2	0.0 r	0.0 r	0.0 r	0.0 r	0.2 r
Philippines	566	0.4 e	0.0 e	0.1 e	0.1 e	0.1 e	5.6	1.4 r	1.4 r	1.4 r	1.4 r	1.4 r
Samoa	862	0.2	0.0 r	0.0 r	0.0 r	0.0 r	0.1 r
Thailand	578	12.3 e	3.4 e	8.9 e	1.9	0.3 r	0.3 r	0.3 r	0.5 r	1.0 r
Vietnam	582	3.7	0.1 r	0.0 r	0.1 r	0.2 r	3.4 r
Asia n.s.	598	25.1	1.2 r	0.8 r	1.1 r	1.9 r	21.3 r
Europe	170	0.0	0.0	0.0	0.0	0.0	0.0	0.7	0.2	0.2	0.2	0.2	0.2
Emerg. & Dev. Europe	903	0.0	0.0	0.0	0.0	0.0	0.2	0.1	0.1	0.1	0.1	0.1
Hungary	944	0.2	0.1 r	0.1 r	0.1 r	0.1 r	0.1 r
CIS	901	0.0	0.4	0.1	0.1	0.1	0.1	0.1
Georgia	915	0.4	0.1 r	0.1 r	0.1 r	0.1 r	0.1 r
Mid East, N Africa, Pak	440	0.6	0.2	0.2	0.2	0.1	0.1	1.0	0.1	0.1	0.1	0.1	0.8
Morocco	686	0.2	0.0 r	0.0 r	0.0 r	0.0 r	0.0 r
Saudi Arabia	456	0.6 e	0.2 e	0.2 e	0.2 e	0.1 e	0.1 e	0.8	0.0 r	0.0 r	0.0 r	0.0 r	0.7 r
Sub-Saharan Africa	603	1.3	0.1	0.1	0.1	0.1	1.0
Gambia, The	648	0.5	0.0 r	0.0 r	0.0 r	0.0 r	0.5 r
Senegal	722	0.2	0.0 r	0.0 r	0.0 r	0.0 r	0.0 r
Africa n.s.	799	0.5	0.0 r	0.0 r	0.0 r	0.0 r	0.5 r
Western Hemisphere	205	0.4	0.1	0.1	0.1	0.1	0.1	1.2	0.0	0.0	0.0	0.1	1.0
Brazil	223	0.1	0.1 r
Mexico	273	0.1	0.0 r	0.0 r	0.0 r	0.0 r	0.0 r
Nicaragua	278	0.2	0.0 r	0.0 r	0.0 r	0.0 r	0.2 r
Peru	293	0.8	0.0 r	0.0 r	0.0 r	0.0 r	0.8 r
St. Kitts and Nevis	361	0.4 e	0.1 e	0.1 e	0.1 e	0.1 e	0.1 e
Countries & Areas n.s.	898	42.5	5.6 r	5.1 r	5.5 r	6.3 r	25.6 r
Memorandum Items													
Africa	605	1.5	0.1	0.1	0.1	0.2	1.1
Middle East	405	0.6	0.2	0.2	0.2	0.1	0.1	0.8	0.0	0.0	0.0	0.0	0.7
European Union	998	0.5	0.1	0.3	0.1	0.0	0.1	0.9	0.1	0.1	0.1	0.2	0.4
Export earnings: fuel	080	0.6	0.2	0.2	0.2	0.1	0.1	0.8	0.0	0.0	0.0	0.0	0.8
Export earnings: nonfuel	092	28.6	1.1	2.1	3.2	7.9	15.3	326.2	57.1	55.6	56.8	60.0	153.7

Moldova (921)

In Millions of U.S. Dollars

		Exports (FOB)						Imports (CIF)					
		2016	2015Q4	2016Q1	2016Q2	2016Q3	2016Q4	2016	2015Q4	2016Q1	2016Q2	2016Q3	2016Q4
IFS World		2,045.4	519.2	416.5	488.9	527.3	612.7	4,021.3	1,024.3	861.4	1,007.7	1,026.9	1,125.3
World	001	2,011.4	537.5	439.5	481.2	485.7	604.9	4,031.2	1,020.3	934.7	1,010.4	1,015.0	1,071.0
Advanced Economies	110	735.8	188.6	167.6	174.1	177.5	216.7	1,330.4	348.4	301.0	352.0	332.5	344.8
Euro Area	163	516.1	130.0	117.3	117.6	121.2	160.0	1,001.7	262.4	228.0	274.6	245.2	254.0
Austria	122	27.2	7.5 r	4.9 r	4.7 r	7.1 r	10.5 r	73.7	20.0 r	18.0 r	18.0 r	20.6 r	17.1 r
Belgium	124	9.9	3.1 r	2.6 r	2.7 r	2.0 r	2.6 r	30.7	7.2 r	6.2 r	9.6 r	6.4 r	8.4 r
Cyprus	423	3.7	0.6 r	0.6 r	0.4 r	1.9 r	0.9 r	0.6	0.1 r	0.1 r	0.1 r	0.1 r	0.3 r
Estonia	939	3.4	1.5 r	1.1 r	1.1 r	0.6 r	0.7 r	4.3	2.9 r	1.2 r	1.1 r	1.1 r	0.9 r
Finland	172	1.0	0.0 r	0.0 r	0.0 r	0.1 r	0.8 r	11.9	3.0 r	1.5 r	4.3 r	3.9 r	2.2 r
France	132	44.7	15.0 r	17.6 r	10.1 r	3.9 r	13.3 r	90.0	22.0 r	29.0 r	26.2 r	18.3 r	16.4 r
Germany	134	126.6	30.2 r	30.0 r	30.7 r	32.7 r	33.2 r	316.4	78.2 r	71.6 r	83.8 r	81.1 r	79.9 r
Greece	174	29.5	6.6 r	4.1 r	5.0 r	8.5 r	11.9 r	19.5	5.6 r	2.5 r	5.5 r	5.7 r	5.8 r
Ireland	178	0.3	0.1 r	0.0 r	0.1 r	0.0 r	0.1 r	6.3	1.9 r	0.5 r	1.3 r	1.1 r	3.3 r
Italy	136	198.3	45.0 r	42.6 r	48.1 r	48.5 r	59.1 r	280.8	74.8 r	59.4 r	81.2 r	67.9 r	72.2 r
Latvia	941	5.3	1.9 r	1.2 r	1.4 r	1.2 r	1.6 r	8.8	3.1 r	2.0 r	1.8 r	2.1 r	2.9 r
Lithuania	946	7.5	2.2 r	2.1 r	2.0 r	1.3 r	2.3 r	14.3	4.5 r	3.0 r	3.1 r	3.6 r	4.6 r
Luxembourg	137	0.1	0.3 r	0.0 r	0.0 r	0.0 r	0.0 r	2.4	0.2 r	0.2 r	1.0 r	0.6 r	0.6 r
Malta	181	0.1	0.0 r	0.0 r	0.1 r	0.0 r	0.4	0.2 r	0.0 r	0.4 r
Netherlands	138	26.9	5.7 r	6.2 r	6.3 r	5.2 r	9.2 r	43.4	12.8 r	9.5 r	11.0 r	9.6 r	13.3 r
Portugal	182	5.5	0.4 r	0.1 r	0.2 r	3.2 r	2.1 r	12.5	3.1 r	1.9 r	3.3 r	3.3 r	4.0 r
Slovak Republic	936	6.8	2.7 r	2.1 r	1.4 r	1.6 r	1.9 r	18.3	4.9 r	4.1 r	4.4 r	5.4 r	4.4 r
Slovenia	961	0.4	0.1 r	0.1 r	0.2 r	0.1 r	0.1 r	17.5	6.8 r	3.1 r	4.4 r	4.1 r	5.8 r
Spain	184	18.8	7.0 r	2.1 r	3.3 r	3.3 r	10.0 r	50.0	11.4 r	14.2 r	13.8 r	10.2 r	11.7 r
Australia	193	0.3	0.0 r	0.1 r	0.0 r	0.1 r	0.1 r	0.7	0.0 r	0.0 r	0.0 r	0.7 r
Canada	156	2.4	0.4 r	0.7 r	0.6 r	0.7 r	0.5 r	4.3	2.9 r	1.4 r	1.1 r	1.2 r	0.5 r
China,P.R.: Hong Kong	532	0.2	0.0 r	0.0 r	0.1 r	0.1 r	0.0 r	3.3	1.2 r	0.6 r	0.5 r	0.7 r	1.6 r
Czech Republic	935	28.3	7.2 r	7.6 r	7.2 r	6.7 r	6.8 r	56.1	14.9 r	11.4 r	14.9 r	12.1 r	17.7 r
Denmark	128	1.1	1.2 r	0.3 r	0.5 r	0.3 r	0.0 r	12.0	2.9 r	2.9 r	2.6 r	3.2 r	3.2 r
Iceland	176	0.0	0.0 r	0.0 r	0.0 r	0.0 r	6.5	1.7 r	2.1 r	0.0 r	3.9 r	0.5 r
Israel	436	7.7	0.9 r	1.8 r	1.4 r	2.1 r	2.5 r	11.3	8.5 r	3.1 r	6.8 r	0.8 r	0.6 r
Japan	158	0.8	0.3 r	0.2 r	0.2 r	0.4 r	0.1 r	28.1	2.6 r	2.5 r	4.6 r	15.7 r	5.4 r
Korea, Republic of	542	0.3	0.0 r	0.1 r	0.0 r	0.1 r	0.1 r	21.4	4.1 r	5.7 r	5.2 r	4.1 r	6.4 r
New Zealand	196	0.0	0.0 r	0.0 r	0.0 r	0.0 r	0.0 r	0.7	0.1 r	0.1 r	0.1 r	0.1 r	0.5 r
Norway	142	0.5	0.2 r	0.2 r	0.1 r	0.2 r	0.1 r	6.3	1.4 r	0.5 r	2.4 r	1.1 r	2.4 r
San Marino	135	0.0 r	0.6	0.0 r	0.1 r	0.1 r	0.1 r	0.2 r
Singapore	576	0.3	0.2 r	0.1 r	0.0 r	0.1 r	0.1 r	2.0	0.6 r	0.1 r	0.4 r	1.2 r	0.3 r
Sweden	144	0.7	1.0 r	0.1 r	0.1 r	0.2 r	0.3 r	18.6	3.2 r	3.8 r	4.3 r	4.8 r	5.7 r
Switzerland	146	44.5	8.3 r	11.7 r	7.4 r	11.8 r	13.6 r	30.7	8.8 r	4.5 r	7.4 r	8.2 r	10.7 r
Taiwan Prov.of China	528	1.1	0.4 r	0.2 r	0.1 r	0.5 r	0.3 r	10.8	3.7 r	1.8 r	2.6 r	3.9 r	2.4 r
United Kingdom	112	114.3	35.0 r	24.5 r	33.8 r	28.0 r	28.1 r	62.0	14.4 r	15.5 r	16.4 r	18.1 r	12.1 r
United States	111	17.0	3.6 r	2.9 r	5.0 r	5.0 r	4.1 r	53.3	14.8 r	17.1 r	8.2 r	7.5 r	20.6 r
Emerg. & Dev. Economies	200	1,275.6	348.9	271.9	307.1	308.3	388.3	2,687.9	670.3	630.9	655.2	679.3	722.6
Emerg. & Dev. Asia	505	39.6	9.1	7.5	8.3	10.3	13.5	481.5	126.9	106.3	117.2	124.1	133.9
Bangladesh	513	1.4	0.1 r	0.3 r	0.3 r	0.4 r	0.4 r	6.9	2.1 r	1.5 r	1.7 r	1.8 r	1.9 r
Cambodia	522	0.5	0.1 r	0.1 r	0.1 r	0.1 r	0.2 r	0.8	0.2 r	0.2 r	0.2 r	0.2 r	0.2 r
China,P.R.: Mainland	924	14.5	1.8 r	3.2 r	2.9 r	3.8 r	4.5 r	393.7	108.3 r	83.6 r	96.1 r	103.0 r	111.0 r
India	534	1.9	0.2 r	0.0 r	0.1 r	0.2 r	1.6 r	22.4	5.9 r	5.7 r	5.6 r	6.5 r	4.7 r
Indonesia	536	3.9	4.1 r	0.9 r	0.9 r	1.0 r	1.1 r	4.7	1.1 r	1.4 r	1.0 r	1.1 r	1.2 r
Malaysia	548	10.4	1.4 r	1.8 r	2.4 r	2.8 r	3.3 r	6.5	1.7 r	5.1 r	1.4 r	0.1 r	0.1 r
Mongolia	948	0.3	0.1 r	0.1 r	0.1 r	0.1 r	0.1 r	0.0	0.0 r	0.0 r	0.0 r	0.0 r
Myanmar	518	4.6	0.5 r	0.7 r	1.1 r	1.3 r	1.6 r	0.1	0.0 r	0.0 r	0.0 r	0.0 r	0.0 r
Nepal	558	0.1	0.0 r	0.0 r	0.0 r	0.0 r	0.0 r	0.0	0.0 r	0.0 r	0.0 r	0.0 r	0.0 r
Philippines	566	0.3	0.1 r	0.1 r	0.1 r	0.1 r	1.9	0.3 r	0.5 r	0.5 r	0.5 r	0.5 r
Sri Lanka	524	0.0 r	1.3	0.4 r	0.3 r	0.4 r	0.2 r	0.3 r
Thailand	578	0.5	0.4 r	0.1 r	0.0 r	0.2 r	0.2 r	5.7	0.1 r	0.8 r	0.9 r	0.8 r	3.2 r
Vietnam	582	1.3	0.2 r	0.3 r	0.3 r	0.3 r	0.4 r	22.4	3.8 r	4.1 r	5.5 r	6.1 r	6.7 r
Asia n.s.	598	15.1	2.9 r	3.2 r	3.8 r	3.8 r	4.2 r
Europe	170	1,175.7	328.3	254.0	280.2	283.6	357.8	2,151.5	532.5	511.5	524.4	540.9	574.8
Emerg. & Dev. Europe	903	744.6	163.1	150.7	193.4	178.3	222.2	1,122.5	270.6	256.5	290.7	283.0	292.4
Albania	914	0.4	0.0 r	0.1 r	0.1 r	0.1 r	0.1 r	0.3	0.0 r	0.1 r	0.1 r	0.1 r	0.1 r

Moldova (921)

In Millions of U.S. Dollars

		Exports (FOB)						Imports (CIF)					
		2016	2015Q4	2016Q1	2016Q2	2016Q3	2016Q4	2016	2015Q4	2016Q1	2016Q2	2016Q3	2016Q4
Bosnia and Herzegovina	963	1.6	0.2 r	0.3 r	0.4 r	0.4 r	0.5 r	2.1	0.5 r	0.5 r	0.5 r	0.5 r	0.6 r
Bulgaria	918	76.0	7.6 r	8.7 r	17.2 r	17.4 r	32.6 r	57.6	21.7 r	30.1 r	11.3 r	9.3 r	6.9 r
Croatia	960	0.2	0.1 r	0.0 r	0.1 r	0.1 r	0.0 r	1.9	0.9 r	0.1 r	0.9 r	0.7 r	0.3 r
Faroe Islands	816	0.0 e	0.0 e	0.0 e	0.0 e	0.0 e	0.0 e	1.2	0.6 r	0.3 r	0.3 r	0.3 r	0.3 r
Gibraltar	823	0.4	0.0 r	0.1 r	0.1 r	0.1 r	0.1 r	0.0	0.0 r	0.0 r	0.0 r	0.0 r	0.0 r
Hungary	944	9.2	1.1 r	1.2 r	1.5 r	2.6 r	3.8 r	80.1	15.8 r	19.2 r	21.2 r	19.9 r	19.7 r
Macedonia, FYR	962	4.8	0.4 r	1.0 r	1.2 r	1.2 r	1.4 r	6.0	0.4 r	1.3 r	1.6 r	1.5 r	1.6 r
Montenegro	943	0.1	0.0 r	0.0 r	0.0 r	0.0 r	0.0 r	0.0	0.0 r	0.0 r
Poland	964	73.4	25.4 r	13.8 r	14.0 r	19.1 r	26.6 r	132.2	36.3 r	25.6 r	31.8 r	36.6 r	38.2 r
Romania	968	513.1	117.5 r	112.2 r	125.1 r	129.9 r	145.9 r	551.5	118.3 r	108.1 r	141.2 r	151.5 r	150.7 r
Serbia, Republic of	942	3.7	0.5 r	1.3 r	1.1 r	0.8 r	0.5 r	17.5	3.4 r	2.7 r	4.4 r	6.3 r	4.1 r
Turkey	186	61.7	10.4 r	11.9 r	32.6 r	6.7 r	10.5 r	272.0	72.6 r	68.7 r	77.4 r	56.1 r	69.7 r
CIS	901	431.1	165.1	103.3	86.8	105.3	135.6	1,029.0	261.8	255.0	233.7	257.9	282.4
Armenia	911	0.9	0.3 r	0.2 r	0.1 r	0.2 r	0.3 r	0.3	0.3 r	0.0 r	0.0 r	0.2 r	0.1 r
Azerbaijan, Rep. of	912	4.7	0.9 r	0.8 r	1.1 r	1.2 r	1.5 r	0.6	0.1 r	0.1 r	0.1 r	0.1 r	0.1 r
Belarus	913	103.5	67.0 r	49.0 r	18.0 r	17.8 r	18.7 r	101.3	22.8 r	16.1 r	26.4 r	32.8 r	26.0 r
Georgia	915	16.9	4.5 r	3.5 r	2.4 r	4.3 r	6.6 r	1.5	0.4 r	0.2 r	0.4 r	0.4 r	0.6 r
Kazakhstan	916	13.2	13.0 r	6.3 r	3.8 r	1.7 r	1.4 r	3.2	2.8 r	0.7 r	0.8 r	0.8 r	0.9 r
Kyrgyz Republic	917	1.8	0.4 r	0.4 r	0.4 r	0.5 r	0.5 r	0.1	0.0 r	0.0 r	0.0 r	0.0 r	0.0 r
Russian Federation	922	233.2	63.2 r	30.9 r	48.7 r	64.7 r	88.9 r	535.2	141.1 r	167.1 r	107.0 r	114.1 r	147.0 r
Tajikistan	923	0.5	0.2 r	0.1 r	0.1 r	0.1 r	0.2 r	0.0	0.0 r	0.0 r	0.0 r	0.0 r	0.0 r
Turkmenistan	925	1.1	0.5 r	0.2 r	0.3 r	0.3 r	0.3 r	0.0	0.7 r	0.0 r	0.0 r	0.0 r	0.0 r
Ukraine	926	49.7	13.4 r	10.6 r	10.5 r	13.1 r	15.5 r	383.9	91.1 r	69.6 r	98.1 r	109.0 r	107.3 r
Uzbekistan	927	5.6	1.6 r	1.2 r	1.4 r	1.4 r	1.6 r	2.8	2.4 r	1.2 r	0.8 r	0.4 r	0.4 r
Mid East, N Africa, Pak	440	56.5	10.4	9.6	17.7	13.3	15.8	18.9	3.8	4.6	4.7	4.7	4.9
Egypt	469	4.2	0.9 r	0.9 r	1.0 r	1.1 r	1.3 r	5.9	1.1 r	1.1 r	1.5 r	1.6 r	1.8 r
Iran, I.R. of	429	0.9	0.2 r	0.2 r	0.2 r	0.2 r	0.3 r	1.6	0.3 r	0.3 r	0.4 r	0.4 r	0.4 r
Iraq	433	26.3	4.5 r	5.4 r	6.3 r	6.8 r	7.9 r
Jordan	439	2.6	0.0 r	0.0 r	2.5 r	0.0 r	0.0 r	1.9	0.1 r	0.8 r	0.2 r	0.5 r	0.4 r
Lebanon	446	11.2	1.9 r	0.9 r	4.9 r	2.3 r	3.1 r	0.9	0.5 r	0.4 r
Libya	672	0.9	0.1 r	0.2 r	0.2 r	0.2 r	0.3 r	0.2 r
Mauritania	682	0.0	0.1 r	0.0 r	0.0 r	0.0 r	0.0 r
Morocco	686	0.1	0.0 r	0.0 r	0.0 r	0.0 r	0.0 r	3.3	0.3 r	0.8 r	0.8 r	0.8 r	0.8 r
Oman	449	0.8	0.2 r	0.2 r	0.2 r	0.2 r	0.0	0.0 r	0.0 r	0.0 r	0.0 r	0.0 r
Pakistan	564	0.9	0.2 r	0.2 r	0.2 r	0.2 r	0.2 r	2.1	0.8 r	0.5 r	0.5 r	0.5 r	0.6 r
Qatar	453	0.1	0.0 r	0.0 r	0.0 r	0.0 r	0.0 r	0.3	0.1 r	0.1 r	0.1 r	0.1 r	0.1 r
Saudi Arabia	456	1.8	0.1 r	0.4 r	0.4 r	0.5 r	0.5 r	0.8	0.1 r	0.2 r	0.2 r	0.2 r	0.2 r
Somalia	726	0.1	0.0 r	0.0 r	0.0 r	0.0 r
Sudan	732	0.2	0.6 r	0.0 r	0.0 r	0.0 r	0.0 r	0.0	0.0 r	0.0 r	0.0 r	0.0 r	0.0 r
Syrian Arab Republic	463	5.6	1.5 r	1.1 r	1.3 r	1.5 r	1.7 r	0.1	0.0 r	0.0 r	0.0 r	0.0 r	0.0 r
Tunisia	744	0.1	0.0 r	0.0 r	0.0 r	0.0 r	0.0 r	1.0	0.5 r	0.2 r	0.2 r	0.2 r	0.2 r
United Arab Emirates	466	0.8	0.2 r	0.2 r	0.2 r	0.2 r	0.2 r	1.1	0.2 r	0.2 r	0.3 r	0.3 r	0.3 r
Yemen, Republic of	474	0.1	0.0 r	0.0 r	0.0 r	0.0 r	0.0 r
Sub-Saharan Africa	603	3.0	0.7	0.6	0.7	0.8	0.9	6.4	1.2	1.6	2.0	1.8	1.0
Burkina Faso	748	0.1	0.0 r	0.0 r	0.0 r	0.0 r	0.0	0.0 r	0.0 r	0.0 r	0.0 r	0.0 r
Cabo Verde	624	0.1	0.0 r	0.0 r	0.0 r	0.0 r
Congo, Republic of	634	0.4	0.0 r	0.1 r	0.1 r	0.1 r	0.1 r
Côte d'Ivoire	662	0.5	0.1 r	0.1 r	0.1 r	0.1 r	0.1 r	1.5	0.4 r	0.4 r	0.4 r	0.3 r	0.4 r
Ethiopia	644	0.1	0.0 r	0.0 r	0.0 r	0.0 r	0.0 r
Ghana	652	0.5	0.1 r	0.1 r	0.1 r	0.1 r	0.1 r	1.6	0.4 r	0.3 r	0.4 r	0.4 r	0.5 r
Kenya	664	0.0	0.0 r	0.0 r	0.0 r	0.0 r	0.0 r	0.1	0.0 r	0.0 r	0.0 r	0.0 r	0.0 r
Madagascar	674	0.0 r	0.1	0.0 r	0.0 r	0.0 r	0.0 r	0.0 r
Mauritius	684	0.1	0.0 r	0.0 r	0.0 r	0.0 r
Nigeria	694	0.8	0.2 r	0.2 r	0.2 r	0.2 r	0.2 r	0.0	0.0 r	0.0 r	0.0 r	0.0 r	0.0 r
Senegal	722	0.3	0.1 r	0.1 r	0.1 r	0.1 r	0.1 r	0.1	0.0 r	0.0 r	0.0 r	0.0 r	0.0 r
South Africa	199	0.1	0.1 r	0.0 r	0.0 r	0.0 r	0.0 r	2.8	0.0 r	0.7 r	1.1 r	0.9 r	0.0 r
Swaziland	734	0.1	0.0 r	0.0 r	0.0 r	0.0 r	0.0	0.0 r	0.0 r	0.0 r	0.0 r	0.0 r
Uganda	746	0.0	0.0 r	0.0 r	0.0 r	0.0 r	0.0	0.2 r	0.0 r	0.0 r	0.0 r	0.0 r
Zimbabwe	698	0.1	0.0 r	0.0 r	0.0 r	0.0 r	0.0	0.0 r	0.0 r	0.0 r	0.0 r	0.0 r

Moldova (921)

In Millions of U.S. Dollars

		Exports (FOB)						Imports (CIF)					
		2016	2015Q4	2016Q1	2016Q2	2016Q3	2016Q4	2016	2015Q4	2016Q1	2016Q2	2016Q3	2016Q4
Western Hemisphere	205	0.9	0.4	0.2	0.2	0.2	0.3	29.6	5.9	6.8	7.0	7.8	8.0
Antigua and Barbuda	311	0.2 r	0.0	0.0 r	0.0 r	0.0 r	0.0 r	0.0 r
Argentina	213	0.0	0.0 r	0.0 r	0.0 r	0.0 r	5.9	1.5 r	1.5 r	1.5 r	1.5 r	1.5 r
Bahamas, The	313	0.0 r	0.1	0.0 r	0.0 r	0.0 r	0.0 r	0.0 r
Belize	339	0.3	0.1 r	0.1 r	0.1 r	0.1 r	0.0	0.0 r	0.0 r	0.0 r	0.0 r	0.0 r
Brazil	223	0.0	0.0 r	0.0 r	0.0 r	0.0 r	0.0 r	3.9	1.4 r	1.2 r	0.9 r	1.2 r	0.7 r
Chile	228	0.0	0.0 r	0.0 r	0.0 r	0.0 r	1.5	0.4 r	0.7 r	0.2 r	0.2 r	0.3 r
Colombia	233	0.0	0.0 r	0.0 r	0.0 r	0.0 r	0.0 r	0.8	0.1 r	0.2 r	0.2 r	0.2 r	0.2 r
Costa Rica	238	0.0 r	1.5	0.5 r	0.3 r	0.4 r	0.4 r	0.4 r
Dominican Republic	243	0.1	0.0 r	0.0 r	0.0 r	0.0 r	0.0 r
Ecuador	248	0.0	0.0 r	0.0 r	0.0 r	0.0 r	10.2	0.8 r	1.6 r	2.4 r	2.8 r	3.3 r
Greenland	326	0.0 e	0.0 e	0.0 e	0.0 e	0.0 e	0.1	0.3 r	0.0 r	0.0 r	0.0 r	0.0 r
Guatemala	258	0.1	0.0 r	0.0 r	0.0 r	0.0 r	0.0 r
Jamaica	343	0.0 e	0.0 e	0.0 e	0.0 e	0.0 e	0.0 e	0.2	0.0 r	0.0 r	0.1 r	0.1 r	0.1 r
Mexico	273	0.0	0.0 r	0.0 r	0.0 r	0.0 r	0.0 r	3.4	0.8 r	0.8 r	0.8 r	0.8 r	0.9 r
Panama	283	0.4	0.2 r	0.1 r	0.1 r	0.1 r	0.1 r	0.0	0.0 r	0.0 r	0.0 r	0.0 r	0.0 r
Peru	293	0.0	0.0 r	0.0 r	0.0 r	0.0 r	0.0 r	0.4	0.1 r	0.1 r	0.1 r	0.1 r	0.1 r
Trinidad and Tobago	369	0.0 r	0.1	0.0 r	0.0 r	0.0 r	0.0 r	0.0 r
Uruguay	298	1.0	0.3 r	0.3 r	0.3 r	0.3 r
Venezuela, Rep. Bol.	299	0.2	0.0 r	0.0 r	0.1 r	0.1 r	0.1 r
Other Countries n.i.e	910	0.0	0.0	0.0	0.0	0.1	0.1	0.0	0.0	0.0	0.0
Cuba	928	0.0	0.0 r	0.0 r	0.0 r	0.1	0.0 r	0.0 r	0.0 r	0.0 r	0.0 r
Korea, Dem. People's Rep.	954	0.0	0.1 r	0.0 r	0.0 r	0.0 r	0.0 r
Countries & Areas n.s.	898	12.7	1.5 r	2.7 r	3.2 r	3.3 r	3.6 r
Memorandum Items													
Africa	605	3.3	1.3	0.7	0.8	0.9	1.0	10.7	2.1	2.7	3.1	2.9	2.0
Middle East	405	55.2	9.6	9.3	17.4	13.0	15.5	12.5	2.1	3.1	3.1	3.1	3.2
European Union	998	1,332.4	326.0	285.7	317.0	325.5	404.2	1,973.7	490.9	444.5	519.1	501.4	508.7
Export earnings: fuel	080	284.8	83.1	44.9	61.7	76.3	101.9	554.0	146.4	170.5	111.6	119.2	152.7
Export earnings: nonfuel	092	1,726.5	454.4	394.6	419.5	409.4	503.1	3,477.2	873.9	764.2	898.8	895.9	918.3

Mongolia (948)

In Millions of U.S. Dollars

		Exports (FOB)						Imports (CIF)					
		2016	2015Q4	2016Q1	2016Q2	2016Q3	2016Q4	2016	2015Q4	2016Q1	2016Q2	2016Q3	2016Q4
IFS World		4,917.3	1,128.6	959.0	1,233.9	1,139.9	1,584.5	3,357.9	940.4	599.1	900.0	948.9	909.9
World	001	4,904.9	1,122.8	964.0	1,229.9	1,140.4	1,570.6	3,462.4	945.3	645.3	918.2	965.3	933.6
Advanced Economies	110	668.6	161.8	142.5	169.5	156.3	200.3	1,081.2	271.9	208.7	280.4	297.6	294.6
Euro Area	163	71.7	16.1	14.2	17.9	16.9	22.7	245.0	68.5	43.8	65.6	69.2	66.3
Austria	122	1.2	0.3 r	0.3 r	0.3 r	0.3 r	0.3 r	17.6	6.3 r	3.7 r	5.0 r	4.8 r	4.2 r
Belgium	124	0.4	0.1 r	0.1 r	0.1 r	0.1 r	0.1 r	6.7	1.8 r	1.2 r	1.8 r	1.9 r	1.8 r
Cyprus	423	0.7	0.2 r	0.1 r	0.2 r	0.2 r	0.2 r
Estonia	939	1.4	0.4 r	0.4 r	0.3 r	0.3 r	0.3 r
Finland	172	0.4	0.1 r	0.1 r	0.1 r	0.1 r	0.1 r	7.4	1.9 r	1.3 r	2.0 r	2.1 r	2.1 r
France	132	7.5	1.7 r	1.8 r	1.8 r	1.9 r	1.9 r	26.1	6.5 r	4.4 r	6.8 r	7.5 r	7.4 r
Germany	134	13.0	2.7 r	2.4 r	3.2 r	3.0 r	4.3 r	115.0	31.9 r	20.4 r	30.8 r	32.5 r	31.2 r
Greece	174	0.9	0.3 r	0.2 r	0.3 r	0.3 r	0.2 r
Ireland	178	0.0	0.0 r	0.0 r	0.0 r	0.0 r	0.0 r	2.6	0.8 r	0.5 r	0.7 r	0.7 r	0.7 r
Italy	136	47.9	10.9 r	9.3 r	12.0 r	11.1 r	15.5 r	29.3	8.3 r	5.2 r	7.9 r	8.3 r	7.9 r
Latvia	941	0.0	0.0 r	0.0 r	0.0 r	0.0 r	0.0 r	1.3	0.3 r	0.2 r	0.3 r	0.4 r	0.4 r
Lithuania	946	0.0	0.0 r	0.0 r	0.0 r	0.0 r	0.0 r	2.6	0.4 r	0.3 r	0.6 r	0.8 r	0.8 r
Luxembourg	137	0.1	0.0 r	0.0 r	0.0 r	0.0 r	0.0 r
Malta	181	0.0	0.0 r	0.0 r	0.0 r	0.0 r	0.0 r	0.1	0.0 r	0.0 r	0.0 r	0.0 r	0.0 r
Netherlands	138	0.5	0.1 r	0.1 r	0.1 r	0.1 r	0.1 r	12.7	3.7 r	2.3 r	3.4 r	3.6 r	3.4 r
Portugal	182	0.0	0.0 r	0.0 r	0.0 r	0.0 r	0.0 r	0.6	0.2 r	0.1 r	0.2 r	0.2 r	0.2 r
Slovak Republic	936	0.0	0.0 r	0.0 r	0.0 r	0.0 r	0.0 r	2.6	0.8 r	0.5 r	0.7 r	0.7 r	0.7 r
Slovenia	961	9.0	2.9 r	1.7 r	2.5 r	2.5 r	2.3 r
Spain	184	0.8	0.2 r	0.2 r	0.2 r	0.2 r	0.2 r	8.5	1.8 r	1.3 r	2.2 r	2.5 r	2.6 r
Australia	193	3.2	0.7 r	0.8 r	0.8 r	0.8 r	0.8 r	13.8	3.4 r	2.3 r	3.6 r	4.0 r	3.9 r
Canada	156	1.7	0.4 r	0.3 r	0.4 r	0.4 r	0.6 r	30.4	6.2 r	6.9 r	7.4 r	7.9 r	8.2 r
China,P.R.: Hong Kong	532	11.1	3.3 r	3.1 r	2.8 r	2.7 r	2.5 r	20.9	4.9 r	5.0 r	5.2 r	5.3 r	5.4 r
Czech Republic	935	0.2	0.1 r	0.0 r	0.1 r	0.0 r	0.1 r	6.9	1.8 r	1.2 r	1.8 r	1.9 r	1.9 r
Denmark	128	0.1	0.0 r	0.0 r	0.0 r	0.0 r	0.0 r	5.5	1.3 r	0.9 r	1.4 r	1.6 r	1.6 r
Israel	436	0.0	0.0 r	0.0 r	0.0 r	0.0 r	0.0 r	0.9	0.2 r	0.2 r	0.2 r	0.2 r	0.3 r
Japan	158	19.9	4.8 r	4.0 r	5.0 r	4.6 r	6.3 r	241.2	68.2 r	43.3 r	64.8 r	68.1 r	65.1 r
Korea, Republic of	542	61.9	18.2 r	14.1 r	16.4 r	13.8 r	17.6 r	298.6	65.0 r	69.2 r	73.3 r	76.6 r	79.4 r
New Zealand	196	0.1	0.0 r	0.0 r	0.0 r	0.0 r	0.0 r	8.5	2.6 r	1.6 r	2.3 r	2.4 r	2.2 r
Norway	142	0.6	0.2 r	0.1 r	0.1 r	0.1 r	0.1 r	1.0	0.3 r	0.2 r	0.3 r	0.3 r	0.3 r
Singapore	576	25.2	6.9 r	5.5 r	6.6 r	5.7 r	7.4 r	22.7	5.1 r	3.6 r	5.9 r	6.6 r	6.7 r
Sweden	144	0.8	0.2 r	0.2 r	0.2 r	0.2 r	0.2 r	13.4	3.6 r	2.3 r	3.6 r	3.8 r	3.7 r
Switzerland	146	119.4	26.4 r	29.4 r	29.9 r	29.7 r	30.4 r	7.2	2.2 r	1.3 r	2.0 r	2.0 r	1.9 r
Taiwan Prov.of China	528	0.1	0.0 r	0.0 r	0.0 r	0.0 r	0.0 r	5.9	1.7 r	1.1 r	1.6 r	1.7 r	1.6 r
United Kingdom	112	335.5	80.0 r	66.9 r	84.8 r	77.4 r	106.4 r	21.7	6.2 r	3.9 r	5.9 r	6.1 r	5.8 r
United States	111	17.3	4.6 r	3.7 r	4.5 r	3.9 r	5.2 r	137.7	30.9 r	21.8 r	35.6 r	39.9 r	40.3 r
Emerg. & Dev. Economies	200	4,235.6	960.8	821.3	1,060.2	984.0	1,370.2	2,380.4	673.1	436.5	637.6	667.6	638.8
Emerg. & Dev. Asia	505	4,137.7	936.5	800.7	1,035.3	961.2	1,340.6	1,292.7	374.6	239.8	347.9	361.5	343.5
Bangladesh	513	4.2	1.2 r	1.1 r	1.1 r	1.0 r	1.0 r
Cambodia	522	0.5	0.1 r	0.1 r	0.1 r	0.1 r	0.1 r
China,P.R.: Mainland	924	4,126.6	933.6 r	797.8 r	1,032.5 r	958.4 r	1,337.9 r	1,150.1	337.0 r	210.6 r	310.8 r	323.0 r	305.8 r
India	534	3.3	0.9 r	0.9 r	0.8 r	0.8 r	0.8 r	15.6	4.6 r	2.9 r	4.2 r	4.4 r	4.1 r
Indonesia	536	1.7	0.4 r	0.4 r	0.4 r	0.4 r	0.4 r	10.2	2.9 r	1.9 r	2.7 r	2.9 r	2.7 r
Lao People's Dem.Rep	544	0.1	0.0 r	0.0 r	0.0 r	0.0 r	0.0 r
Malaysia	548	0.1	0.0 r	0.0 r	0.0 r	0.0 r	0.0 r	46.4	9.4 r	10.4 r	11.3 r	12.0 r	12.7 r
Myanmar	518	0.0	0.0 r	0.0 r	0.0 r	0.0 r	0.0 r	0.1	0.0 r	0.0 r	0.0 r	0.0 r	0.0 r
Nepal	558	0.1	0.0 r	0.0 r	0.0 r	0.0 r	0.0 r	0.1	0.0 r	0.0 r	0.0 r	0.0 r	0.0 r
Philippines	566	1.2	0.3 r	0.3 r	0.3 r	0.3 r	0.3 r	3.7	1.2 r	0.7 r	1.0 r	1.0 r	0.9 r
Sri Lanka	524	0.0	0.0 r	0.0 r	0.0 r	0.0 r	0.0 r	1.1	0.3 r	0.3 r	0.3 r	0.3 r	0.3 r
Thailand	578	0.3	0.1 r	0.1 r	0.1 r	0.1 r	0.1 r	28.4	8.2 r	5.2 r	7.7 r	8.0 r	7.6 r
Vanuatu	846	0.1	0.0 r	0.0 r	0.0 r	0.0 r	0.0 r	0.1	0.0 r	0.0 r	0.0 r	0.0 r	0.0 r
Vietnam	582	4.2	1.2 r	1.1 r	1.1 r	1.0 r	1.0 r	22.9	7.4 r	4.5 r	6.3 r	6.3 r	5.8 r
Asia n.s.	598	9.2	2.1 r	2.2 r	2.3 r	2.4 r	2.4 r
Europe	170	83.9	20.9	17.2	21.4	19.2	26.0	1,061.3	292.0	190.7	283.0	299.2	288.5
Emerg. & Dev. Europe	903	0.6	0.2	0.2	0.2	0.1	0.1	77.1	22.0	14.3	20.7	21.5	20.6
Albania	914	0.1	0.0 r	0.0 r	0.0 r	0.0 r	0.0 r
Bosnia and Herzegovina	963	0.1	0.0 r	0.0 r	0.0 r	0.0 r	0.0 r

Mongolia (948)

In Millions of U.S. Dollars

		Exports (FOB)						Imports (CIF)					
		2016	2015Q4	2016Q1	2016Q2	2016Q3	2016Q4	2016	2015Q4	2016Q1	2016Q2	2016Q3	2016Q4
Bulgaria	918	0.0	0.0 r	0.0 r	0.0 r	0.0 r	0.0 r	2.2	0.5 r	0.4 r	0.6 r	0.6 r	0.6 r
Croatia	960	0.3	0.1 r	0.1 r	0.1 r	0.1 r	0.1 r
Gibraltar	823	0.1	0.0 r	0.0 r	0.0 r	0.0 r	0.0 r
Hungary	944	0.1	0.0 r	0.0 r	0.0 r	0.0 r	0.0 r	7.8	2.4 r	1.4 r	2.1 r	2.2 r	2.0 r
Macedonia, FYR	962	3.3	0.8 r	0.8 r	0.8 r	0.8 r	0.8 r
Poland	964	0.1	0.0 r	0.0 r	0.0 r	0.0 r	0.0 r	34.9	10.2 r	6.4 r	9.4 r	9.8 r	9.3 r
Romania	968	0.0	0.0 r	0.0 r	0.0 r	0.0 r	0.0 r	3.0	0.8 r	0.5 r	0.8 r	0.9 r	0.8 r
Serbia, Republic of	942	0.0	0.0 r	0.0 r	0.0 r	0.0 r	0.0 r	0.8	0.2 r	0.2 r	0.2 r	0.2 r	0.2 r
Turkey	186	0.4	0.1 r	0.1 r	0.1 r	0.1 r	0.1 r	24.5	7.0 r	4.4 r	6.6 r	6.9 r	6.6 r
CIS	901	83.3	20.7	17.1	21.3	19.1	25.8	984.3	270.0	176.4	262.3	277.7	267.9
Armenia	911	0.0	0.0 r	0.0 r	0.0 r	0.0 r	0.0 r	0.1	0.0 r	0.0 r	0.0 r	0.0 r	0.0 r
Azerbaijan, Rep. of	912	0.3	0.1 r	0.0 r	0.1 r	0.1 r	0.1 r
Belarus	913	0.1	0.0 r	0.0 r	0.0 r	0.0 r	0.0 r	29.7	6.2 r	4.6 r	7.6 r	8.7 r	8.8 r
Georgia	915	0.8	0.2 r	0.2 r	0.2 r	0.2 r	0.2 r
Kazakhstan	916	1.9	0.4 r	0.3 r	0.5 r	0.5 r	0.7 r	30.1	7.4 r	7.5 r	7.5 r	7.6 r	7.6 r
Kyrgyz Republic	917	1.5	0.4 r	0.3 r	0.4 r	0.3 r	0.4 r	0.4	0.1 r	0.0 r	0.1 r	0.1 r	0.1 r
Moldova	921	0.5	0.1 r	0.1 r	0.1 r	0.1 r	0.1 r
Russian Federation	922	79.7	19.9 r	16.4 r	20.4 r	18.3 r	24.7 r	885.8	246.4 r	157.3 r	237.1 r	250.6 r	240.8 r
Ukraine	926	0.0	0.0 r	0.0 r	0.0 r	0.0 r	0.0 r	31.9	8.4 r	5.5 r	8.5 r	9.1 r	8.9 r
Uzbekistan	927	0.0	0.0 r	0.0 r	0.0 r	0.0 r	0.0 r	4.7	1.1 r	1.1 r	1.2 r	1.2 r	1.2 r
Mid East, N Africa, Pak	440	14.0	3.3	3.4	3.5	3.5	3.6	6.5	1.7	1.6	1.7	1.6	1.6
Egypt	469	0.0	0.0 r	0.0 r	0.0 r	0.0 r	0.0 r	2.2	0.5 r	0.5 r	0.5 r	0.5 r	0.5 r
Iran, I.R. of	429	0.3	0.1 r	0.1 r	0.1 r	0.1 r	0.1 r
Jordan	439	0.0	0.0 r	0.0 r	0.0 r	0.0 r	0.0 r	0.1	0.0 r	0.0 r	0.0 r	0.0 r	0.0 r
Kuwait	443	0.1	0.0 r	0.0 r	0.0 r	0.0 r	0.0 r
Lebanon	446	0.1	0.0 r	0.0 r	0.0 r	0.0 r	0.0 r	0.0	0.0 r	0.0 r	0.0 r	0.0 r	0.0 r
Morocco	686	0.8	0.2 r	0.2 r	0.2 r	0.2 r	0.2 r
Pakistan	564	0.0	0.0 r	0.0 r	0.0 r	0.0 r	0.0 r	1.0	0.3 r	0.3 r	0.2 r	0.2 r	0.2 r
Qatar	453	0.3	0.1 r	0.1 r	0.1 r	0.1 r	0.1 r	0.0	0.0 r	0.0 r	0.0 r	0.0 r	0.0 r
Saudi Arabia	456	0.0	0.0 r	0.0 r	0.0 r	0.0 r	0.0 r	0.3	0.1 r	0.0 r	0.1 r	0.1 r	0.1 r
Tunisia	744	0.5	0.2 r	0.1 r	0.1 r	0.1 r	0.1 r
United Arab Emirates	466	13.4	3.2 r	3.3 r	3.3 r	3.4 r	3.4 r	1.4	0.4 r	0.4 r	0.4 r	0.3 r	0.3 r
Sub-Saharan Africa	603	0.0	0.0	0.0	0.0	0.0	0.0	2.6	0.4	0.4	0.6	0.8	0.9
Seychelles	718	0.1	0.0 r	0.0 r	0.0 r	0.0 r	0.0 r
South Africa	199	0.0	0.0 r	0.0 r	0.0 r	0.0 r	0.0 r	2.4	0.3 r	0.3 r	0.6 r	0.7 r	0.8 r
Western Hemisphere	205	0.1	0.0	0.0	0.0	0.0	0.0	17.2	4.4	4.0	4.4	4.4	4.4
Argentina	213	2.5	0.8 r	0.5 r	0.7 r	0.7 r	0.6 r
Belize	339	0.4	0.1 r	0.1 r	0.1 r	0.1 r	0.1 r
Brazil	223	4.5	1.1 r	1.1 r	1.1 r	1.1 r	1.1 r
Chile	228	0.0	0.0 r	0.0 r	0.0 r	0.0 r	0.0 r	1.2	0.2 r	0.2 r	0.3 r	0.4 r	0.4 r
Costa Rica	238	0.1	0.0 r	0.0 r	0.0 r	0.0 r	0.0 r
Dominican Republic	243	0.1	0.0 r	0.0 r	0.0 r	0.0 r	0.0 r
Ecuador	248	0.3	0.1 r	0.1 r	0.1 r	0.1 r	0.1 r
Guatemala	258	1.3	0.3 r	0.3 r	0.3 r	0.3 r	0.3 r
Mexico	273	0.0	0.0 r	0.0 r	0.0 r	0.0 r	0.0 r	6.5	1.6 r	1.6 r	1.6 r	1.6 r	1.7 r
Peru	293	0.1	0.0 r	0.0 r	0.0 r	0.0 r	0.0 r
Other Countries n.i.e	910	0.7	0.2	0.2	0.2	0.2	0.2	0.7	0.2	0.1	0.2	0.2	0.2
Cuba	928	0.1	0.0 r	0.0 r	0.0 r	0.0 r	0.0 r
Korea, Dem. People's Rep.	954	0.7	0.2 r	0.2 r	0.2 r	0.2 r	0.2 r	0.7	0.2 r	0.1 r	0.2 r	0.2 r	0.2 r
Memorandum Items													
Africa	605	0.0	0.0	0.0	0.0	0.0	0.0	4.0	0.8	0.7	1.0	1.1	1.2
Middle East	405	14.0	3.3	3.4	3.5	3.5	3.6	4.2	1.1	1.1	1.1	1.1	1.1
European Union	998	408.4	96.4	81.4	103.0	94.6	129.4	340.6	95.3	61.0	91.3	96.2	92.2
Export earnings: fuel	080	95.5	23.6	20.1	24.3	22.2	28.9	918.5	254.5	165.4	245.2	258.8	249.1
Export earnings: nonfuel	092	4,809.4	1,099.1	943.9	1,205.6	1,118.2	1,541.7	2,543.9	690.7	479.9	672.9	706.5	684.5

Montenegro (943)

In Millions of U.S. Dollars

		Exports (FOB)						Imports (CIF)					
		2016	2015Q4	2016Q1	2016Q2	2016Q3	2016Q4	2016	2015Q4	2016Q1	2016Q2	2016Q3	2016Q4
IFS World		360.5	107.4	64.8	98.3	95.8	101.7	2,282.8	500.6	416.8	677.3	641.4	547.3
World	001	360.5	107.4	64.8	98.3	95.8	101.7	2,282.7	501.5	416.8	677.2	641.4	547.3
Advanced Economies	110	92.2	28.9	17.9	27.3	20.9	26.2	980.5	185.3	172.7	303.9	273.7	230.3
Euro Area	163	66.9	23.2	13.8	21.6	16.4	15.1	807.6	153.2	142.5	255.8	230.6	178.7
Austria	122	7.9	0.2	0.8	5.8	0.9	0.4	42.1	10.0	7.8	13.2	11.7	9.3
Belgium	124	0.5	0.2	0.2	0.1	0.1	0.1	13.6	2.6	1.9	4.3	3.4	4.0
Cyprus	423	0.2	0.1	0.0	0.0	0.1	0.1	2.1	0.1	1.8	0.2	0.1	0.0
Estonia	939	0.5	0.0	0.0	0.1	0.3	0.1
Finland	172	0.1	0.0	0.0	0.1	0.0	6.1	0.9	0.4	2.2	1.0	2.5
France	132	4.1	1.2	0.9	0.9	1.1	1.2	46.2	6.9	9.3	13.7	12.1	11.1
Germany	134	14.5	4.2	4.3	3.5	2.7	4.0	241.2	36.1	34.9	94.7	63.7	47.8
Greece	174	0.8	6.0	0.0	0.6	0.1	0.0	121.3	25.1	21.4	30.5	40.6	28.7
Ireland	178	3.0	1.4	0.3	0.5	0.7	1.4
Italy	136	19.3	6.1	4.2	7.0	4.6	3.5	169.8	31.3	32.2	54.8	45.3	37.5
Latvia	941	0.0	0.0	0.0	0.0	0.0	0.3	0.0	0.1	0.1	0.1	0.1
Lithuania	946	0.0	0.0	0.0	0.0	12.8	0.1	0.1	0.2	12.4	0.1
Luxembourg	137	0.2	0.9	0.0	0.1	0.0	0.1	1.7	0.5	0.2	0.5	0.4	0.6
Malta	181	0.7	0.4	0.2	0.2	0.2	0.2	0.1	0.0	0.0	0.0	0.0	0.0
Netherlands	138	1.1	0.2	0.1	0.2	0.4	0.4	36.1	10.6	8.9	9.2	9.2	8.8
Portugal	182	0.0	0.0	0.0	3.2	0.1	0.4	0.8	1.2	0.8
Slovak Republic	936	0.5	0.4	0.1	0.2	0.1	0.1	7.4	1.8	1.3	2.0	2.0	2.2
Slovenia	961	16.7	3.3	2.9	3.0	6.0	4.9	51.5	16.5	10.1	16.5	14.0	10.9
Spain	184	0.3	0.0	0.0	0.0	0.1	0.1	48.6	9.1	11.3	12.1	12.3	12.9
Australia	193	0.1	0.1	0.0	0.0	0.0	0.0	0.3	0.0	0.1	0.0	0.1	0.0
Canada	156	0.4	0.2	0.0	0.2	0.0	0.2	2.1	0.3	0.3	0.4	0.8	0.6
China,P.R.: Hong Kong	532	2.5	0.0	0.0	0.0	0.1	2.4	0.8	0.7	0.2	0.2	0.3	0.1
Czech Republic	935	6.6	1.4	0.4	1.6	1.0	3.6	28.9	5.1	7.8	8.5	6.8	5.8
Denmark	128	0.8	0.2	0.3	0.4	0.1	0.0	4.8	1.3	1.1	1.4	1.0	1.2
Iceland	176	0.3	0.3	0.0	0.1	0.1	0.0
Israel	436	0.2	0.0	0.1	0.0	0.1	0.0	3.0	0.2	0.3	0.2	0.4	2.1
Japan	158	2.4	0.9	1.3	0.4	0.4	0.3	20.6	4.6	4.2	4.9	6.2	5.3
Korea, Republic of	542	0.0	0.0	7.3	2.3	1.7	2.4	1.3	1.8
New Zealand	196	0.5	0.1	0.0	0.1	0.3	0.1
Norway	142	0.0	0.0	0.0	0.0	0.0	0.0	18.7	0.4	0.0	0.6	5.8	12.3
Singapore	576	0.1	0.0	0.1	0.0	0.6	0.2	0.1	0.2	0.2	0.2
Sweden	144	2.8	0.8	0.6	0.7	0.7	0.8	19.8	2.7	2.5	8.9	3.5	4.9
Switzerland	146	4.7	0.5	0.1	1.2	0.8	2.6	14.5	3.9	2.5	3.4	4.3	4.3
Taiwan Prov.of China	528	4.9	1.4	1.6	1.4	1.1	0.8
United Kingdom	112	3.6	1.2	0.9	0.9	0.9	0.9	18.1	2.9	3.2	4.9	4.8	5.1
United States	111	1.3	0.6	0.3	0.3	0.4	0.3	27.7	5.8	4.5	10.3	6.0	6.9
Emerg. & Dev. Economies	200	258.0	76.3	46.4	70.0	68.6	73.0	1,301.9	315.9	244.0	373.3	367.6	317.0
Emerg. & Dev. Asia	505	25.0	4.9	2.3	8.3	10.3	4.1	257.5	58.7	55.0	75.7	69.4	57.4
Bangladesh	513	3.3	2.5	1.0	1.1	1.2	7.5	1.7	1.6	1.8	2.4	1.7
Cambodia	522	1.4	0.2	0.3	0.3	0.6	0.2
China,P.R.: Mainland	924	21.1	1.0	0.8	7.2	9.0	4.1	204.8	50.3	44.4	62.2	53.1	45.1
India	534	0.0	0.1	0.0	0.0	0.0	12.7	1.7	1.8	3.4	4.0	3.6
Indonesia	536	0.3	0.2	0.1	6.5	0.9	2.1	1.6	1.7	1.1
Malaysia	548	0.2	1.3	0.2	0.0	2.8	0.5	0.3	1.2	0.6	0.7
Myanmar	518	0.2	0.0	0.1	0.0	0.1	0.1
Philippines	566	0.7	0.2	0.1	0.2	0.2	0.2
Sri Lanka	524	0.0	0.0	0.4	0.1	0.1	0.1	0.1	0.1
Thailand	578	0.1	0.0	0.0	0.0	4.7	1.2	0.8	1.3	1.4	1.2
Vietnam	582	15.8	1.8	3.5	3.4	5.3	3.6
Europe	170	226.2	68.5	42.0	60.7	56.1	67.4	1,006.0	249.1	181.6	286.1	286.1	252.2
Emerg. & Dev. Europe	903	222.7	67.4	41.6	60.1	55.3	65.7	993.2	247.5	179.9	283.2	283.6	246.4
Albania	914	15.9	3.7	2.4	3.9	5.1	4.6	31.6	8.3	5.0	10.6	7.1	8.8
Bosnia and Herzegovina	963	29.3	6.8	3.9	6.2	7.5	11.7	123.5	29.1	23.4	32.9	32.8	34.4
Bulgaria	918	0.6	0.1	0.1	0.2	0.1	0.2	14.7	2.6	3.3	3.6	4.1	3.7
Croatia	960	2.5	0.9	0.6	0.7	0.5	0.7	122.7	28.0	21.6	34.4	35.4	31.3
Hungary	944	39.0	1.2	9.1	15.8	9.9	4.3	21.4	6.3	4.1	6.2	6.0	5.1

Montenegro (943)

In Millions of U.S. Dollars

		Exports (FOB)						Imports (CIF)					
		2016	2015Q4	2016Q1	2016Q2	2016Q3	2016Q4	2016	2015Q4	2016Q1	2016Q2	2016Q3	2016Q4
Kosovo	967	21.2	6.9	3.0	5.3	6.3	6.6	3.8	0.7	0.5	0.9	1.3	1.0
Poland	964	12.6	1.9	2.0	3.3	2.9	4.5	34.5	4.2	6.1	9.7	9.1	9.6
Romania	968	0.4	0.6	0.0	0.2	0.1	0.1	27.9	5.3	5.7	7.4	7.7	7.1
Serbia, Republic of	942	90.4	25.2	17.8	21.6	20.4	30.6	506.6	143.0	94.5	139.3	153.2	119.7
Turkey	186	5.7	18.6	2.0	1.6	1.0	1.0	77.0	12.0	10.6	30.7	17.0	18.7
CIS	901	3.5	1.1	0.4	0.6	0.9	1.7	12.8	1.7	1.7	2.9	2.5	5.8
Azerbaijan, Rep. of	912	0.3	0.3	0.0	0.0	0.0	0.0	0.0	0.0
Belarus	913	0.0	0.0	0.1	0.0	0.0	0.1	0.0	0.0
Kazakhstan	916	0.1	0.1	0.1	0.0	0.0	0.0	0.0	0.1
Kyrgyz Republic	917	0.8	0.1	0.3	0.1	0.1	0.4
Moldova	921	0.0	0.0	0.0	0.2	0.0	0.0	0.1	0.1	0.1
Russian Federation	922	2.5	0.7	0.4	0.4	0.6	1.1	5.3	0.9	0.8	1.5	1.1	1.9
Ukraine	926	0.6	0.3	0.0	0.0	0.6	6.2	0.5	0.5	1.1	1.2	3.4
Uzbekistan	927	0.1	0.1	0.1	0.0	0.0	0.0
Mid East, N Africa, Pak	440	6.1	2.9	2.1	1.0	1.9	1.1	7.5	1.5	1.6	2.2	1.9	1.9
Algeria	612	0.2	0.2	0.0	0.0	0.0
Egypt	469	2.3	0.6	0.4	0.5	0.6	0.7	1.0	0.3	0.1	0.3	0.2	0.3
Iran, I.R. of	429	0.7	0.1	0.1	0.1	0.1	0.4
Lebanon	446	0.1	0.0	0.0	0.0	0.0	0.1
Libya	672	0.4	1.0	0.4	0.0	0.0
Mauritania	682	0.1	0.0	0.0	0.0	0.0	0.0
Morocco	686	2.0	0.4	0.4	0.7	0.6	0.3
Pakistan	564	0.1	0.1	1.6	0.3	0.3	0.4	0.5	0.4
Saudi Arabia	456	1.0	0.8	0.8	0.2	0.1	0.0	0.0	0.0	0.0	0.0
Tunisia	744	1.3	0.2	0.4	0.3	0.4	0.3
United Arab Emirates	466	1.9	0.6	0.4	0.2	1.1	0.2	0.6	0.1	0.2	0.2	0.1	0.1
Sub-Saharan Africa	603	0.3	0.0	0.1	0.0	0.1	0.1	2.6	0.5	0.3	0.7	1.1	0.5
Cameroon	622	0.1	0.0	0.1
Equatorial Guinea	642	0.1	0.1	0.0	0.0
Ethiopia	644	0.1	0.1	0.0	0.0	0.0	0.0	0.0	0.0
Gabon	646	0.2	0.0	0.2
Kenya	664	0.1	0.0	0.1	0.0	0.0	0.0
Madagascar	674	0.1	0.0	0.0	0.0	0.0	0.0
Mauritius	684	0.1	0.0	0.0	0.0	0.1	0.0
Nigeria	694	0.1	0.0	0.1	0.0	0.0	0.0	0.0	0.0	0.0
South Africa	199	0.0	0.0	1.6	0.3	0.2	0.3	0.8	0.3
Zimbabwe	698	0.2	0.0	0.0	0.1	0.1
Western Hemisphere	205	0.5	0.0	0.0	0.0	0.1	0.3	28.3	6.1	5.6	8.6	9.1	4.9
Argentina	213	0.0	0.0	2.6	0.3	0.2	0.7	1.5	0.3
Brazil	223	13.6	3.3	2.5	4.3	4.2	2.6
Chile	228	0.5	0.1	0.1	0.1	0.2	0.1
Colombia	233	0.7	0.0	0.0	0.0	0.2	0.5
Costa Rica	238	0.9	0.1	0.1	0.3	0.3	0.2
Dominica	321	0.1	0.0	0.0	0.0	0.0	0.0
Ecuador	248	6.1	1.5	1.8	2.1	1.6	0.6
Falkland Islands	323	0.9	0.1	0.2	0.2	0.4	0.1
Mexico	273	0.4	0.1	0.2	2.2	0.4	0.4	0.6	0.6	0.6
Paraguay	288	0.1	0.1	0.1	0.0	0.0	0.0
Peru	293	0.3	0.1	0.1	0.1	0.1	0.1
Venezuela, Rep. Bol.	299	0.1	0.1	0.0	0.0	0.0	0.0	0.0
Other Countries n.i.e	910	0.3	0.3	0.1	0.0	0.1	0.0
Cuba	928	0.2	0.0	0.0	0.0	0.1	0.0
Korea, Dem. People's Rep.	954	0.1	0.3	0.1	0.0	0.0	0.0
Countries & Areas n.s.	898	10.3	2.1	0.5	1.0	6.3	2.5	0.0	0.0
Memorandum Items													
Africa	605	0.5	0.0	0.1	0.0	0.4	0.1	6.0	1.1	1.1	1.7	2.1	1.1
Middle East	405	5.7	2.9	2.1	1.0	1.7	1.0	2.5	0.6	0.5	0.7	0.4	0.9
European Union	998	135.8	31.4	27.7	45.3	32.6	30.1	1,100.3	211.6	197.8	340.9	309.1	252.5
Export earnings: fuel	080	6.5	3.0	2.1	0.8	2.2	1.5	13.8	2.7	3.0	4.3	3.1	3.5
Export earnings: nonfuel	092	354.0	104.4	62.8	97.4	93.6	100.1	2,268.8	498.9	413.8	672.9	638.3	543.8

Montserrat (351)

In Millions of U.S. Dollars

		Exports (FOB)						Imports (CIF)					
		2016	2015Q4	2016Q1	2016Q2	2016Q3	2016Q4	2016	2015Q4	2016Q1	2016Q2	2016Q3	2016Q4
IFS World		0.8	11.8
World	001	3.9	1.0	0.6	1.1	1.2	1.0	64.0	10.4	19.9	17.0	10.0	17.0
Advanced Economies	110	2.5	0.7	0.4	0.7	0.7	0.6	40.8	8.6	10.7	10.0	8.7	11.4
Euro Area	163	1.3	0.4	0.2	0.4	0.5	0.2	1.4	0.4	0.4	0.3	0.5	0.2
Austria	122	0.0 e	0.0 e	0.0 e	0.0 e	0.0 e	0.0 e	0.1	0.0 r	0.0 r	0.0 r	0.0 r	0.0 r
Belgium	124	0.4 e	0.1 e	0.1 e	0.1 e	0.1 e	0.1 e	0.3	0.0 r	0.3 r	0.0 r	0.0 r
France	132	0.8	0.3 r	0.1 r	0.2 r	0.4 r	0.1 r	0.5	0.2 r	0.0 r	0.1 r	0.4 r
Greece	174	0.0	0.1 r	0.0 r
Ireland	178	0.1 e	0.0 e	0.1 e	0.0	0.0 r
Netherlands	138	0.3	0.0 r	0.0 r	0.1 r	0.0 r	0.1 r
Portugal	182	0.1	0.1 r
Spain	184	0.0 e	0.0 e	0.0 e	0.0 e	0.1	0.0 r	0.0 r	0.0 r	0.0 r	0.0 r
Canada	156	0.0	0.0 r	0.9	0.2 r	0.2 r	0.2 r	0.2 r	0.2 r
Denmark	128	0.0 e	0.0 e	0.1	0.0 r	0.0 r	0.0 r
Japan	158	1.0	0.2 r	0.2 r	0.2 r	0.2 r	0.2 r
Singapore	576	0.0 e	0.0 e	0.1	0.0 r	0.0 r	0.0 r	0.0 r	0.1 r
United Kingdom	112	0.0	0.0 r	0.0 r	0.0 r	0.0 r	0.0 r	4.7	0.1 r	2.2 r	1.6 r	0.0 r	0.8 r
United States	111	1.1	0.2 r	0.2 r	0.2 r	0.2 r	0.4 r	32.6	7.6 r	7.6 r	7.6 r	7.6 r	9.7 r
Emerg. & Dev. Economies	200	1.4	0.4	0.2	0.4	0.4	0.3	22.8	1.8	9.0	6.9	1.4	5.6
Emerg. & Dev. Asia	505	0.1	0.0	0.0	0.0	0.0	0.0	0.4	0.1	0.1	0.1	0.1	0.2
China,P.R.: Mainland	924	0.4	0.1 r	0.1 r	0.1 r	0.1 r	0.2 r
Marshall Islands	867	0.1	0.0 r	0.0 r	0.0 r	0.0 r	0.0 r
Mid East, N Africa, Pak	440	0.0	0.0	0.0	0.0	0.0	0.0	0.4	0.0	0.2	0.1	0.0	0.1
United Arab Emirates	466	0.0 e	0.0 e	0.0 e	0.0 e	0.0 e	0.0 e	0.4	0.0 r	0.2 r	0.1 r	0.0 r	0.1 r
Sub-Saharan Africa	603	0.1	0.0	0.0	0.0	0.0	0.0	0.0	0.0	0.0	0.0	0.0	0.0
Togo	742	0.1	0.0 r	0.0 r	0.0 r	0.0 r	0.0 r
Western Hemisphere	205	1.2	0.3	0.2	0.3	0.4	0.3	21.9	1.7	8.7	6.6	1.2	5.3
Anguilla	312	0.2	0.1 r	0.0 r	0.1 r	0.1 r	0.1 r	0.4	0.0 r	0.2 r	0.1 r	0.0 r	0.1 r
Antigua and Barbuda	311	0.2	0.0 r	0.0 r	0.0 r	0.1 r	0.0 r	2.4	0.2 r	1.0 r	0.7 r	0.1 r	0.6 r
Argentina	213	0.1	0.0 r	0.0 r	0.0 r	0.0 r	0.0 r
Aruba	314	0.1	0.0 r	0.0 r	0.0 r	0.0 r	0.0 r	0.0	0.0 r	0.0 r	0.0 r	0.0 r	0.0 r
Barbados	316	0.4	0.1 r	0.1 r	0.1 r	0.1 r	0.1 r
Brazil	223	0.1	0.0 r	0.0 r	0.0 r	0.0 r	0.1 r
Curacao	354	1.6	0.1 r	0.6 r	0.5 r	0.1 r	0.4 r
Dominica	321	0.0	0.0 r	0.0 r	0.0 r	0.0 r	0.0 r	0.8	0.1 r	0.3 r	0.2 r	0.0 r	0.2 r
Dominican Republic	243	0.2	0.0 r	0.1 r	0.1 r	0.0 r	0.0 r
Guyana	336	0.1	0.0 r	0.0 r	0.0 r	0.0 r	0.0 r
Honduras	268	0.1	0.0 r	0.0 r	0.0 r	0.0 r	0.0 r
Jamaica	343	2.4	0.2 r	1.0 r	0.7 r	0.1 r	0.6 r
St. Kitts and Nevis	361	0.5	0.1 r	0.1 r	0.2 r	0.2 r	0.1 r	2.0	0.1 r	0.8 r	0.6 r	0.1 r	0.5 r
St. Lucia	362	0.0	0.0 r	0.0 r	0.0 r	0.0 r	0.0 r	0.1	0.0 r	0.1 r	0.0 r	0.0 r	0.0 r
St. Vincent & Grens.	364	0.9	0.1 r	0.4 r	0.3 r	0.0 r	0.2 r
Trinidad and Tobago	369	0.2	0.1 r	0.0 r	0.1 r	0.1 r	0.1 r	10.1	0.7 r	4.1 r	3.1 r	0.5 r	2.4 r
Western Hem. n.s.	399	0.2	0.0 r	0.1 r	0.1 r	0.0 r	0.0 r
Countries & Areas n.s.	898	0.4	0.0 r	0.1 r	0.1 r	0.0 r	0.1 r
Memorandum Items													
Africa	605	0.1	0.0	0.0	0.0	0.0	0.0	0.0	0.0	0.0	0.0	0.0	0.0
Middle East	405	0.0	0.0	0.0	0.0	0.0	0.0	0.4	0.0	0.2	0.1	0.0	0.1
European Union	998	1.3	0.4	0.2	0.4	0.5	0.2	6.2	0.5	2.6	1.9	0.6	1.0
Export earnings: fuel	080	0.3	0.1	0.0	0.1	0.1	0.1	10.5	0.8	4.3	3.2	0.5	2.5
Export earnings: nonfuel	092	3.6	1.0	0.6	1.0	1.1	0.9	53.4	9.6	15.6	13.8	9.5	14.5

Morocco (686)

In Millions of U.S. Dollars

		Exports (FOB)						Imports (CIF)					
		2016	2015Q4	2016Q1	2016Q2	2016Q3	2016Q4	2016	2015Q4	2016Q1	2016Q2	2016Q3	2016Q4
IFS World	
World	001	17,022.0	4,960.2	4,792.5	4,379.3	3,515.6	4,334.6	35,888.3	9,067.9	8,567.1	9,713.3	8,547.5	9,060.4
Advanced Economies	110	10,191.6	3,316.5	2,869.4	2,622.0	2,104.9	2,595.2	22,861.5	5,703.5	5,457.4	6,187.6	5,444.9	5,771.7
Euro Area	163	7,086.5	2,650.7	1,995.2	1,823.2	1,463.6	1,804.5	18,096.9	4,517.5	4,320.0	4,898.0	4,310.1	4,568.8
Austria	122	15.7	19.7	4.4 r	4.0 r	3.2 r	4.0 r	182.4	48.1	43.6 r	49.4 r	43.5 r	46.1 r
Belgium	124	151.6	57.8	42.7 r	39.0 r	31.3 r	38.6 r	563.7	132.0	134.6 r	152.6 r	134.3 r	142.3 r
Cyprus	423	1.7	0.2	0.5 r	0.4 r	0.4 r	0.4 r	0.3	0.8	0.1 r	0.1 r	0.1 r	0.1 r
Estonia	939	0.4	21.1	2.5	5.0 r	5.7 r	5.0 r	5.3 r
Finland	172	1.3	0.7	0.4 r	0.3 r	0.3 r	0.3 r	188.7	49.2	45.1 r	51.1 r	45.0 r	47.7 r
France	132	2,320.7	1,099.5	653.4 r	597.0 r	479.3 r	590.9 r	4,258.8	1,129.1	1,016.6 r	1,152.7 r	1,014.3 r	1,075.2 r
Germany	134	546.4	143.8	153.8 r	140.6 r	112.9 r	139.1 r	2,494.0	581.5	595.3 r	675.0 r	594.0 r	629.6 r
Greece	174	49.5	6.5	13.9 r	12.7 r	10.2 r	12.6 r	47.3	14.7	11.3 r	12.8 r	11.3 r	11.9 r
Ireland	178	10.5	21.3	3.0 r	2.7 r	2.2 r	2.7 r	75.1	21.0	17.9 r	20.3 r	17.9 r	19.0 r
Italy	136	722.9	187.9	203.5 r	186.0 r	149.3 r	184.1 r	2,222.7	559.8	530.6 r	601.6 r	529.4 r	561.1 r
Latvia	941	2.1	0.4	0.6 r	0.5 r	0.4 r	0.5 r	24.1	45.5	5.8 r	6.5 r	5.7 r	6.1 r
Lithuania	946	0.4	0.3	0.1 r	0.1 r	0.1 r	0.1 r	9.5	12.5	2.3 r	2.6 r	2.3 r	2.4 r
Luxembourg	137	8.1	1.3	2.3 r	2.1 r	1.7 r	2.1 r	8.0	3.0	1.9 r	2.2 r	1.9 r	2.0 r
Malta	181	6.1	1.8	1.7 r	1.6 r	1.3 r	1.5 r	2.1	0.5	0.5 r	0.6 r	0.5 r	0.5 r
Netherlands	138	230.5	84.7	64.9 r	59.3 r	47.6 r	58.7 r	673.8	149.8	160.8 r	182.4 r	160.5 r	170.1 r
Portugal	182	177.0	59.3	49.8 r	45.5 r	36.6 r	45.1 r	1,098.9	258.6	262.3 r	297.4 r	261.7 r	277.4 r
Slovak Republic	936	2.4	3.7	0.7 r	0.6 r	0.5 r	0.6 r	140.0	40.8	33.4 r	37.9 r	33.3 r	35.3 r
Slovenia	961	1.8	1.7	0.5 r	0.5 r	0.4 r	0.5 r	63.9	10.5	15.3 r	17.3 r	15.2 r	16.1 r
Spain	184	2,837.8	959.8	799.0 r	730.1 r	586.1 r	722.6 r	6,022.7	1,457.6	1,437.7 r	1,630.1 r	1,434.4 r	1,520.5 r
Australia	193	6.6	2.4	1.9 r	1.7 r	1.4 r	1.7 r	7.6	1.9	1.8 r	2.1 r	1.8 r	1.9 r
Canada	156	293.3	55.3	82.6 r	75.5 r	60.6 r	74.7 r	456.8	84.2	109.0 r	123.6 r	108.8 r	115.3 r
China,P.R.: Hong Kong	532	11.6	1.7	3.3 r	3.0 r	2.4 r	3.0 r	26.7	5.4	6.4 r	7.2 r	6.4 r	6.7 r
China,P.R.: Macao	546	0.1	0.0	0.0	0.0 r	0.0 r	0.0 r	0.0 r
Czech Republic	935	11.8	10.9	3.3 r	3.0 r	2.4 r	3.0 r	111.1	40.2	26.5 r	30.1 r	26.5 r	28.1 r
Denmark	128	49.2	10.3	13.9 r	12.7 r	10.2 r	12.5 r	87.6	16.7	20.9 r	23.7 r	20.9 r	22.1 r
Iceland	176	0.0	1.0	0.0 r	0.0 r	0.0 r	0.0 r	1.9	0.3	0.5 r	0.5 r	0.5 r	0.5 r
Japan	158	142.5	22.4	40.1 r	36.7 r	29.4 r	36.3 r	295.0	69.6	70.4 r	79.8 r	70.3 r	74.5 r
Korea, Republic of	542	69.8	17.5	19.6 r	18.0 r	14.4 r	17.8 r	248.9	88.3	59.4 r	67.4 r	59.3 r	62.8 r
New Zealand	196	0.4	7.0	0.1 r	0.1 r	0.1 r	0.1 r	40.9	9.2	9.8 r	11.1 r	9.8 r	10.3 r
Norway	142	46.0	17.5	12.9 r	11.8 r	9.5 r	11.7 r	40.7	8.6	9.7 r	11.0 r	9.7 r	10.3 r
Singapore	576	247.3	53.3	69.6 r	63.6 r	51.1 r	63.0 r	85.0	20.5	20.3 r	23.0 r	20.2 r	21.5 r
Sweden	144	35.1	26.1	9.9 r	9.0 r	7.3 r	8.9 r	317.3	89.9	75.7 r	85.9 r	75.6 r	80.1 r
Switzerland	146	116.3	20.9	32.7 r	29.9 r	24.0 r	29.6 r	269.7	69.9	64.4 r	73.0 r	64.2 r	68.1 r
Taiwan Prov.of China	528	15.7	3.8	4.4 r	4.0 r	3.3 r	4.0 r	100.6	21.9	24.0 r	27.2 r	24.0 r	25.4 r
United Kingdom	112	260.9	109.2	73.4 r	67.1 r	53.9 r	66.4 r	817.3	186.6	195.1 r	221.2 r	194.6 r	206.3 r
United States	111	1,798.6	306.5	506.4 r	462.7 r	371.5 r	458.0 r	1,857.3	472.9	443.4 r	502.7 r	442.4 r	468.9 r
Emerg. & Dev. Economies	200	6,553.9	1,562.8	1,845.2	1,686.1	1,353.6	1,668.9	13,023.9	3,338.1	3,109.0	3,525.0	3,101.9	3,288.0
Emerg. & Dev. Asia	505	1,866.0	497.1	525.4	480.1	385.4	475.2	4,686.0	1,087.8	1,118.6	1,268.3	1,116.1	1,183.0
Bangladesh	513	12.5	35.3	6.5	8.4 r	9.5 r	8.4 r	8.9 r
Cambodia	522	0.0	2.9	0.8	0.7 r	0.8 r	0.7 r	0.7 r
China,P.R.: Mainland	924	234.9	50.6	66.1 r	60.4 r	48.5 r	59.8 r	3,618.9	820.9	863.9 r	979.5 r	861.9 r	913.6 r
Fiji	819	0.9	0.2	0.2 r	0.2 r	0.2 r	0.2 r	0.0
F.T. French Polynesia	887	0.1
F.T. New Caledonia	839	2.4	0.4	0.7 r	0.6 r	0.5 r	0.6 r	0.0
India	534	1,539.1	403.1	433.3 r	396.0 r	317.9 r	391.9 r	359.4	115.0	85.8 r	97.3 r	85.6 r	90.7 r
Indonesia	536	1.6	15.2	0.5 r	0.4 r	0.3 r	0.4 r	178.5	37.2	42.6 r	48.3 r	42.5 r	45.1 r
Lao People's Dem.Rep	544	0.1
Malaysia	548	8.5	1.9	2.4 r	2.2 r	1.7 r	2.2 r	130.0	22.0	31.0 r	35.2 r	31.0 r	32.8 r
Myanmar	518	0.2	0.0	0.1 r	0.1 r	0.0 r	0.1 r	0.3	0.1	0.1 r	0.1 r	0.1 r	0.1 r
Nepal	558	0.1	0.0	0.0 r	0.0 r	0.0 r	0.0 r
Philippines	566	3.9	0.6	1.1 r	1.0 r	0.8 r	1.0 r	22.7	4.4	5.4 r	6.1 r	5.4 r	5.7 r
Sri Lanka	524	0.0	0.0	0.0 r	0.0 r	0.0 r	0.0 r	5.3	1.2	1.3 r	1.4 r	1.3 r	1.3 r
Thailand	578	62.8	11.3	17.7 r	16.2 r	13.0 r	16.0 r	114.9	35.6	27.4 r	31.1 r	27.4 r	29.0 r
Vietnam	582	11.6	1.0	3.3 r	3.0 r	2.4 r	3.0 r	217.8	44.0	52.0 r	59.0 r	51.9 r	55.0 r

Morocco (686)

In Millions of U.S. Dollars

		Exports (FOB)						Imports (CIF)					
		2016	2015Q4	2016Q1	2016Q2	2016Q3	2016Q4	2016	2015Q4	2016Q1	2016Q2	2016Q3	2016Q4
Europe	170	440.5	267.2	124.0	113.3	91.0	112.2	3,015.3	1,015.0	719.8	816.1	718.1	761.2
Emerg. & Dev. Europe	903	304.4	192.2	85.7	78.3	62.9	77.5	2,218.7	592.5	529.6	600.5	528.4	560.1
Albania	914	1.0	0.8	0.3 r	0.3 r	0.2 r	0.3 r	0.1	1.0	0.0 r	0.0 r	0.0 r	0.0 r
Bosnia and Herzegovina	963	0.6	0.7	0.2 r	0.1 r	0.1 r	0.1 r	1.6	0.2	0.4 r	0.4 r	0.4 r	0.4 r
Bulgaria	918	5.6	10.5	1.6 r	1.4 r	1.1 r	1.4 r	97.2	14.2	23.2 r	26.3 r	23.1 r	24.5 r
Croatia	960	3.8	1.3	1.1 r	1.0 r	0.8 r	1.0 r	1.5	1.4	0.4 r	0.4 r	0.4 r	0.4 r
Gibraltar	823	0.1	0.0	0.0 r	0.0 r	0.0 r	0.0 r	2.1	0.2	0.5 r	0.6 r	0.5 r	0.5 r
Hungary	944	2.7	4.7	0.8 r	0.7 r	0.6 r	0.7 r	178.2	43.8	42.5 r	48.2 r	42.4 r	45.0 r
Kosovo	967	0.6	0.1	0.2 r	0.2 r	0.1 r	0.2 r	0.0
Macedonia, FYR	962	0.0	0.1	0.0 r	0.0 r	0.0 r	0.0 r	0.0	0.1	0.0 r	0.0 r	0.0 r	0.0 r
Montenegro	943	0.3	0.8	0.1 r	0.1 r	0.1 r	0.1 r	0.0
Poland	964	51.5	25.2	14.5 r	13.3 r	10.6 r	13.1 r	328.3	76.2	78.4 r	88.9 r	78.2 r	82.9 r
Romania	968	5.6	9.4	1.6 r	1.5 r	1.2 r	1.4 r	160.6	60.8	38.3 r	43.5 r	38.2 r	40.5 r
Serbia, Republic of	942	3.0	0.5	0.8 r	0.8 r	0.6 r	0.8 r	2.8	1.3	0.7 r	0.8 r	0.7 r	0.7 r
Turkey	186	229.5	138.2	64.6 r	59.0 r	47.4 r	58.4 r	1,446.4	393.3	345.3 r	391.5 r	344.5 r	365.2 r
CIS	901	136.1	74.9	38.3	35.0	28.1	34.6	796.1	422.4	190.0	215.5	189.6	201.0
Belarus	913	6.2	3.6	1.7 r	1.6 r	1.3 r	1.6 r	0.5	0.2	0.1 r	0.1 r	0.1 r	0.1 r
Georgia	915	3.8	0.6	1.1 r	1.0 r	0.8 r	1.0 r	0.0	0.2	0.0 r	0.0 r	0.0 r	0.0 r
Kazakhstan	916	0.6	0.4	0.2 r	0.2 r	0.1 r	0.2 r	0.0	0.0	0.0 r	0.0 r	0.0 r	0.0 r
Kyrgyz Republic	917	0.1
Moldova	921	0.5	1.5	0.1 r	0.1 r	0.1 r	0.1 r
Russian Federation	922	118.8	66.8	33.5 r	30.6 r	24.5 r	30.3 r	457.1	292.5	109.1 r	123.7 r	108.9 r	115.4 r
Tajikistan	923	0.6	0.1	0.1 r	0.2 r	0.1 r	0.2 r
Turkmenistan	925	3.0
Ukraine	926	6.6	3.3	1.9 r	1.7 r	1.4 r	1.7 r	337.3	124.4	80.5 r	91.3 r	80.3 r	85.2 r
Uzbekistan	927	0.0	0.6	0.0 r	0.0 r	0.0 r	0.0 r
Europe n.s.	884	0.1	0.4	0.1	0.1 r	0.1 r	0.1 r	0.1 r
Mid East, N Africa, Pak	440	1,138.9	257.8	320.6	293.0	235.2	290.0	3,141.7	763.3	750.0	850.3	748.3	793.2
Afghanistan, I.R. of	512	0.1
Algeria	612	195.5	42.3	55.0 r	50.3 r	40.4 r	49.8 r	1,013.8	197.7	242.0 r	274.4 r	241.5 r	256.0 r
Bahrain, Kingdom of	419	2.3	0.6	0.6 r	0.6 r	0.5 r	0.6 r	68.9	19.6	16.4 r	18.6 r	16.4 r	17.4 r
Djibouti	611	1.4	0.1	0.4 r	0.4 r	0.3 r	0.3 r	0.0
Egypt	469	320.5	64.3	90.2 r	82.5 r	66.2 r	81.6 r	357.9	100.8	85.4 r	96.9 r	85.2 r	90.3 r
Iran, I.R. of	429	1.4	0.1	0.4 r	0.4 r	0.3 r	0.4 r	0.1	0.1	0.0 r	0.0 r	0.0 r	0.0 r
Iraq	433	9.1	4.5	2.6 r	2.3 r	1.9 r	2.3 r	2.0	0.3	0.5 r	0.5 r	0.5 r	0.5 r
Jordan	439	25.0	5.8	7.1 r	6.4 r	5.2 r	6.4 r	20.1	3.7	4.8 r	5.4 r	4.8 r	5.1 r
Kuwait	443	7.5	4.5	2.1 r	1.9 r	1.5 r	1.9 r	6.5	10.9	1.5 r	1.8 r	1.5 r	1.6 r
Lebanon	446	87.6	21.8	24.7 r	22.5 r	18.1 r	22.3 r	20.4	3.5	4.9 r	5.5 r	4.9 r	5.2 r
Libya	672	31.7	7.6	8.9 r	8.1 r	6.5 r	8.1 r
Mauritania	682	172.2	39.9	48.5 r	44.3 r	35.6 r	43.9 r	0.1	0.0	0.0 r	0.0 r	0.0 r	0.0 r
Oman	449	8.3	1.9	2.3 r	2.1 r	1.7 r	2.1 r	53.7	14.2	12.8 r	14.5 r	12.8 r	13.6 r
Pakistan	564	2.0	0.6	0.6 r	0.5 r	0.4 r	0.5 r	24.9	5.8	6.0 r	6.7 r	5.9 r	6.3 r
Qatar	453	7.4	2.5	2.1 r	1.9 r	1.5 r	1.9 r	83.7	18.1	20.0 r	22.7 r	19.9 r	21.1 r
Saudi Arabia	456	38.9	13.1	11.0 r	10.0 r	8.0 r	9.9 r	510.9	207.2	122.0 r	138.3 r	121.7 r	129.0 r
Sudan	732	2.0	0.6	0.6 r	0.5 r	0.4 r	0.5 r	0.1	0.0	0.0 r	0.0 r	0.0 r	0.0 r
Syrian Arab Republic	463	82.5	14.2	23.2 r	21.2 r	17.0 r	21.0 r	14.5	3.8	3.5 r	3.9 r	3.4 r	3.6 r
Tunisia	744	86.9	17.4	24.5 r	22.3 r	17.9 r	22.1 r	151.7	33.1	36.2 r	41.0 r	36.1 r	38.3 r
United Arab Emirates	466	36.8	11.9	10.4 r	9.5 r	7.6 r	9.4 r	812.1	144.4	193.9 r	219.8 r	193.4 r	205.0 r
West Bank and Gaza	487	6.8	1.3	1.9 r	1.7 r	1.4 r	1.7 r	0.4	0.0	0.1 r	0.1 r	0.1 r	0.1 r
Yemen, Republic of	474	13.2	2.5	3.7 r	3.4 r	2.7 r	3.4 r
Sub-Saharan Africa	603	1,089.4	250.1	306.7	280.3	225.0	277.4	428.6	109.6	102.3	116.0	102.1	108.2
Angola	614	26.7	9.3	7.5 r	6.9 r	5.5 r	6.8 r
Benin	638	23.3	5.6	6.6 r	6.0 r	4.8 r	5.9 r	0.1	0.0	0.0 r	0.0 r	0.0 r	0.0 r
Burkina Faso	748	57.4	13.0	16.2 r	14.8 r	11.9 r	14.6 r	3.1	0.3	0.7 r	0.8 r	0.7 r	0.8 r
Cabo Verde	624	0.6	0.3	0.2 r	0.2 r	0.1 r	0.2 r	10.5	1.1	2.5 r	2.8 r	2.5 r	2.6 r
Cameroon	622	62.2	16.0	17.5 r	16.0 r	12.8 r	15.8 r	4.9	0.7	1.2 r	1.3 r	1.2 r	1.2 r
Central African Rep.	626	1.7	0.2	0.5 r	0.4 r	0.3 r	0.4 r	6.9	1.7	1.6 r	1.9 r	1.6 r	1.7 r
Chad	628	0.8	0.4	0.2 r	0.2 r	0.2 r	0.2 r	0.0	0.0	0.0 r	0.0 r	0.0 r	0.0 r
Comoros	632	2.5	0.4	0.7 r	0.6 r	0.5 r	0.6 r
Congo, Dem. Rep. of	636	1.9	1.0	0.5 r	0.5 r	0.4 r	0.5 r	27.6	2.7	6.6 r	7.5 r	6.6 r	7.0 r

Morocco (686)

In Millions of U.S. Dollars

		Exports (FOB)						Imports (CIF)					
		2016	2015Q4	2016Q1	2016Q2	2016Q3	2016Q4	2016	2015Q4	2016Q1	2016Q2	2016Q3	2016Q4
Congo, Republic of	634	51.2	10.4	14.4 r	13.2 r	10.6 r	13.1 r	6.9	1.9	1.6 r	1.9 r	1.6 r	1.7 r
Côte d'Ivoire	662	144.4	33.8	40.6 r	37.1 r	29.8 r	36.8 r	10.6	3.0	2.5 r	2.9 r	2.5 r	2.7 r
Equatorial Guinea	642	23.0	3.6	6.5 r	5.9 r	4.8 r	5.9 r	0.1
Ethiopia	644	2.2	1.1	0.6 r	0.6 r	0.4 r	0.6 r	0.4	0.1	0.1 r	0.1 r	0.1 r	0.1 r
Gabon	646	69.3	15.1	19.5 r	17.8 r	14.3 r	17.6 r	9.6	2.8	2.3 r	2.6 r	2.3 r	2.4 r
Gambia, The	648	4.9	1.2	1.4 r	1.3 r	1.0 r	1.3 r
Ghana	652	50.5	12.0	14.2 r	13.0 r	10.4 r	12.9 r	2.6	1.0	0.6 r	0.7 r	0.6 r	0.7 r
Guinea	656	45.1	15.5	12.7 r	11.6 r	9.3 r	11.5 r	9.4	2.7	2.2 r	2.6 r	2.2 r	2.4 r
Guinea-Bissau	654	2.0	0.6	0.6 r	0.5 r	0.4 r	0.5 r
Kenya	664	0.3	0.2	0.1 r	0.1 r	0.1 r	0.1 r	5.7	1.4	1.4 r	1.5 r	1.4 r	1.4 r
Liberia	668	5.0	1.8	1.4 r	1.3 r	1.0 r	1.3 r
Madagascar	674	0.1	0.3	0.0 r	0.0 r	0.0 r	0.0 r	3.2	2.2	0.8 r	0.9 r	0.8 r	0.8 r
Malawi	676	3.5	3.0	0.8 r	0.9 r	0.8 r	0.9 r
Mali	678	88.1	18.7	24.8 r	22.7 r	18.2 r	22.4 r	0.7	0.1	0.2 r	0.2 r	0.2 r	0.2 r
Mauritius	684	5.6	1.2	1.6 r	1.4 r	1.2 r	1.4 r	0.5	0.1	0.1 r	0.1 r	0.1 r	0.1 r
Mozambique	688	0.6	0.1	0.2 r	0.1 r	0.1 r	0.1 r	0.0	0.0	0.0 r	0.0 r	0.0 r	0.0 r
Namibia	728	19.3	3.4	5.4 r	5.0 r	4.0 r	4.9 r	0.0	0.0	0.0 r	0.0 r	0.0 r	0.0 r
Niger	692	35.6	6.5	10.0 r	9.2 r	7.4 r	9.1 r
Nigeria	694	61.5	22.2	17.3 r	15.8 r	12.7 r	15.7 r	25.5	14.4	6.1 r	6.9 r	6.1 r	6.4 r
Rwanda	714	0.8	0.1	0.2 r	0.2 r	0.2 r	0.2 r	0.0	0.0	0.0 r	0.0 r	0.0 r	0.0 r
Senegal	722	193.8	35.5	54.6 r	49.9 r	40.0 r	49.4 r	4.6	0.6	1.1 r	1.2 r	1.1 r	1.2 r
Sierra Leone	724	14.0	3.6	4.0 r	3.6 r	2.9 r	3.6 r	0.3	0.4	0.1 r	0.1 r	0.1 r	0.1 r
South Africa	199	45.2	7.1	12.7 r	11.6 r	9.3 r	11.5 r	282.2	65.2	67.4 r	76.4 r	67.2 r	71.2 r
Swaziland	734	0.0	0.3	0.0	0.1 r	0.1 r	0.1 r	0.1 r
Tanzania	738	2.0	0.2	0.6 r	0.5 r	0.4 r	0.5 r	1.8	0.8	0.4 r	0.5 r	0.4 r	0.5 r
Togo	742	47.8	9.6	13.5 r	12.3 r	9.9 r	12.2 r	0.5	0.4	0.1 r	0.1 r	0.1 r	0.1 r
Uganda	746	0.0	0.2	0.0 r	0.0 r	0.0 r	0.0 r	7.2	1.9	1.7 r	2.0 r	1.7 r	1.8 r
Zimbabwe	698	0.9
Western Hemisphere	205	2,019.2	290.6	568.5	519.5	417.0	514.2	1,752.3	362.5	418.3	474.3	417.3	442.4
Argentina	213	1.2	1.9	0.3 r	0.3 r	0.3 r	0.3 r	223.1	66.9	53.3 r	60.4 r	53.1 r	56.3 r
Barbados	316	0.1	0.0	0.0 r	0.0 r	0.0 r	0.0 r	0.0	0.0	0.0 r	0.0 r	0.0 r	0.0 r
Bolivia	218	0.6	0.1	0.1 r	0.2 r	0.1 r	0.2 r
Brazil	223	1,904.8	254.2	536.3 r	490.1 r	393.4 r	485.1 r	1,269.3	215.0	303.0 r	343.5 r	302.3 r	320.5 r
Chile	228	2.7	1.6	0.8 r	0.7 r	0.6 r	0.7 r	18.6	5.2	4.4 r	5.0 r	4.4 r	4.7 r
Colombia	233	0.7	2.5	0.2 r	0.2 r	0.1 r	0.2 r	1.4	0.8	0.3 r	0.4 r	0.3 r	0.4 r
Costa Rica	238	6.1	0.6	1.7 r	1.6 r	1.3 r	1.6 r	2.4	0.8	0.6 r	0.6 r	0.6 r	0.6 r
Dominican Republic	243	0.3	0.3	0.1 r	0.1 r	0.1 r	0.1 r	0.5	0.1	0.1 r	0.1 r	0.1 r	0.1 r
Ecuador	248	0.0	11.2	2.2	2.7 r	3.0 r	2.7 r	2.8 r
El Salvador	253	0.9	0.2	0.3 r	0.2 r	0.2 r	0.2 r	16.0	1.3	3.8 r	4.3 r	3.8 r	4.0 r
Falkland Islands	323	0.2	0.0	0.0 r	0.1 r	0.0 r	0.1 r
Greenland	326	7.3	2.2	1.7 r	2.0 r	1.7 r	1.8 r
Guatemala	258	0.3	0.1	0.1 r	0.1 r	0.1 r	0.1 r	1.0	0.1	0.2 r	0.3 r	0.2 r	0.3 r
Guyana	336	0.1
Haiti	263	0.7	0.2	0.2 r	0.2 r	0.2 r	0.2 r	0.0
Honduras	268	0.9	0.1	0.3 r	0.2 r	0.2 r	0.2 r	0.0
Mexico	273	19.6	7.5	5.5 r	5.0 r	4.0 r	5.0 r	56.9	14.5	13.6 r	15.4 r	13.5 r	14.4 r
Netherlands Antilles	353	0.6	0.1	0.2 r	0.2 r	0.1 r	0.2 r
Panama	283	0.2	0.1	0.1 r	0.1 r	0.0 r	0.1 r	0.1	0.0	0.0 r	0.0 r	0.0 r	0.0 r
Paraguay	288	1.7	0.1	0.5 r	0.4 r	0.3 r	0.4 r	0.0	12.1	0.0 r	0.0 r	0.0 r	0.0 r
Peru	293	77.7	18.7	21.9 r	20.0 r	16.0 r	19.8 r	10.6	1.9	2.5 r	2.9 r	2.5 r	2.7 r
Suriname	366	0.1
Trinidad and Tobago	369	0.1	10.3
Uruguay	298	0.0	0.0	0.0 r	0.0 r	0.0 r	0.0 r	9.9	3.3	2.4 r	2.7 r	2.4 r	2.5 r
Venezuela, Rep. Bol.	299	0.6	2.2	0.2 r	0.2 r	0.1 r	0.2 r	123.2	25.7	29.4 r	33.3 r	29.3 r	31.1 r
Other Countries n.i.e	910	1.8	0.2	0.5	0.5	0.4	0.4	2.6	0.7	0.6	0.7	0.6	0.7
Cuba	928	0.7	0.1	0.2 r	0.2 r	0.1 r	0.2 r	1.9	0.4	0.5 r	0.5 r	0.5 r	0.5 r
Korea, Dem. People's Rep.	954	1.1	0.1	0.3 r	0.3 r	0.2 r	0.3 r	0.7	0.3	0.2 r	0.2 r	0.2 r	0.2 r
Special Categories	899	274.7	80.7	77.3 r	70.7 r	56.7 r	70.0 r	0.3	25.6	0.1 r	0.1 r	0.1 r	0.1 r
Memorandum Items													
Africa	605	1,547.3	350.4	435.6	398.1	319.6	394.0	1,594.3	340.4	380.6	431.5	379.7	402.5

Morocco (686)

In Millions of U.S. Dollars

		Exports (FOB)						Imports (CIF)					
		2016	2015Q4	2016Q1	2016Q2	2016Q3	2016Q4	2016	2015Q4	2016Q1	2016Q2	2016Q3	2016Q4
Middle East	405	678.9	156.9	191.1	174.7	140.2	172.9	1,951.1	526.6	465.8	528.1	464.7	492.6
European Union	998	7,512.8	2,858.3	2,115.2	1,932.8	1,551.6	1,913.1	20,196.0	5,047.2	4,821.1	5,466.1	4,810.1	5,098.7
Export earnings: fuel	080	705.3	224.7	198.6	181.4	145.7	179.6	3,187.1	966.4	760.8	862.6	759.1	804.6
Export earnings: nonfuel	092	16,316.7	4,735.6	4,593.9	4,197.9	3,370.0	4,155.0	32,701.1	8,101.5	7,806.3	8,850.7	7,788.4	8,255.8

Mozambique (688)

In Millions of U.S. Dollars

		Exports (FOB)						Imports (CIF)					
		2016	2015Q4	2016Q1	2016Q2	2016Q3	2016Q4	2016	2015Q4	2016Q1	2016Q2	2016Q3	2016Q4
IFS World	
World	001	3,348.2	923.1	738.4	802.5	763.0	1,044.3	6,588.2	2,079.5	1,327.1	1,651.7	1,681.7	1,927.7
Advanced Economies	110	1,733.0	518.1	377.8	427.5	422.0	505.7	1,702.0	727.3	370.8	488.2	397.0	446.1
Euro Area	163	1,342.2	422.2	284.9	325.4	341.0	390.8	1,282.1	545.2	267.1	373.9	281.6	359.5
Austria	122	0.0	0.0 r	0.0 r	0.0 r	0.0 r	0.0 r	12.8	3.1 r	2.6 r	2.5 r	3.6 r	4.0 r
Belgium	124	25.7	18.2 r	14.4 r	3.4 r	2.4 r	5.5 r	33.7	8.5 r	7.5 r	7.6 r	10.5 r	8.2 r
Cyprus	423	0.0	0.0 r	0.0 r	0.0 r	0.2	0.5 r	0.0 r	0.2 r	0.0 r	0.0 r
Finland	172	8.7	0.0 r	0.8 r	0.0 r	8.0 r	19.1	1.8 r	3.1 r	9.1 r	4.1 r	2.9 r
France	132	34.0	8.7 r	7.4 r	7.5 r	6.9 r	12.3 r	277.4	183.2 r	11.8 r	117.0 r	20.5 r	128.0 r
Germany	134	28.2	4.7 r	6.2 r	4.8 r	3.5 r	13.7 r	43.9	41.0 r	12.2 r	11.5 r	9.4 r	10.8 r
Greece	174	0.9	0.6 r	0.3 r	0.1 r	0.1 r	0.4 r	0.9	0.1 r	0.0 r	0.1 r	0.3 r	0.4 r
Ireland	178	28.0	4.0 r	7.2 r	6.8 r	7.1 r	6.9 r
Italy	136	102.7	25.2 r	26.1 r	30.3 r	22.6 r	23.6 r	50.2	14.5 r	14.6 r	15.6 r	10.6 r	9.5 r
Latvia	941	1.7	1.4 r	0.4 r	0.5 r	0.4 r	0.4 r
Lithuania	946	9.0	8.9 r	3.1 r	2.5 r	1.2 r	2.3 r	3.8	2.0 r	0.4 r	0.7 r	2.5 r	0.2 r
Luxembourg	137	47.1	11.7 r	11.7 r	11.7 r	11.7 r	12.1 r	0.3	0.1 r	0.1 r	0.0 r	0.2 r	0.0 r
Malta	181	0.6	0.2 r	0.2 r	0.2 r	0.2 r	0.2 r	0.1	0.0 r	0.0 r	0.1 r
Netherlands	138	1,023.2	328.1 r	200.0 r	251.8 r	267.2 r	304.1 r	511.6	160.3 r	122.0 r	126.4 r	138.6 r	124.6 r
Portugal	182	31.1	9.7 r	7.8 r	4.3 r	10.4 r	8.7 r	275.2	115.2 r	81.1 r	69.5 r	67.0 r	57.6 r
Slovak Republic	936	1.0	0.1 r	0.2 r	0.2 r	0.2 r	0.4 r
Slovenia	961	2.1	0.7 r	0.5 r	0.8 r	0.4 r	0.5 r	0.0	0.1 r	0.0 r	0.0 r	0.0 r
Spain	184	28.8	5.5 r	6.6 r	8.2 r	6.6 r	7.5 r	22.3	9.4 r	4.1 r	6.1 r	6.5 r	5.6 r
Australia	193	0.9	0.7 r	0.1 r	0.1 r	0.4 r	0.2 r	20.4	6.6 r	7.3 r	6.6 r	0.0 r	6.5 r
Canada	156	6.1	1.2 r	1.6 r	1.6 r	1.4 r	1.5 r	30.7	5.4 r	8.4 r	2.8 r	14.7 r	4.9 r
China,P.R.: Hong Kong	532	57.3	11.0 r	11.3 r	20.6 r	19.2 r	6.2 r	16.6	5.3 r	5.4 r	3.5 r	3.4 r	4.3 r
China,P.R.: Macao	546	0.1	0.0 r	0.0 r	0.0 r	0.0 r	0.0 r	0.1	0.0 r	0.0 r	0.0 r	0.0 r	0.0 r
Czech Republic	935	0.3	0.0 r	0.0 r	0.1 r	0.1 r	0.1 r	0.7	0.3 r	0.4 r	0.1 r	0.1 r	0.2 r
Denmark	128	0.0	0.0 r	0.0 r	0.0 r	0.0 r	0.0 r	15.7	1.9 r	1.1 r	11.7 r	2.2 r	0.7 r
Iceland	176	0.0	0.0 r	0.0 r	0.0 r	0.0 r	0.0 r	0.2	0.0 r	0.0 r	0.0 r	0.0 r	0.0 r
Israel	436	6.6	1.7 r	1.7 r	1.7 r	1.7 r	1.7 r
Japan	158	23.1	0.3 r	4.3 r	3.3 r	7.0 r	8.5 r	80.1	35.7 r	23.0 r	22.8 r	20.2 r	14.1 r
Korea, Republic of	542	28.2	17.0 r	8.9 r	1.3 r	8.3 r	9.8 r	21.1	9.8 r	3.8 r	5.6 r	4.1 r	7.5 r
New Zealand	196	0.0	0.0 r	0.0 r	0.0 r	0.0 r	0.0 r	2.9	0.7 r	0.7 r	0.4 r	0.5 r	1.2 r
Norway	142	0.6	0.2 r	0.1 r	0.3 r	0.2 r	0.2 r	0.3	0.1 r	0.0 r	0.1 r	0.1 r	0.1 r
Singapore	576	96.4	11.4 r	23.6 r	23.8 r	23.4 r	25.7 r	54.1	31.3 r	11.6 r	7.1 r	32.6 r	2.9 r
Sweden	144	0.1	0.0 r	0.0 r	0.0 r	0.0 r	0.0 r	10.4	6.0 r	1.9 r	1.7 r	4.5 r	2.3 r
Switzerland	146	20.0	3.3 r	5.6 r	5.7 r	3.7 r	5.0 r	6.3	7.8 r	0.8 r	3.6 r	0.8 r	1.1 r
Taiwan Prov.of China	528	20.5	14.1 r	0.5 r	12.8 r	0.7 r	6.5 r	6.2	4.8 r	1.7 r	1.1 r	1.3 r	2.0 r
United Kingdom	112	69.9	22.3 r	20.3 r	17.1 r	9.5 r	23.1 r	41.4	13.2 r	15.3 r	8.6 r	7.2 r	10.4 r
United States	111	67.2	14.3 r	16.5 r	15.4 r	7.2 r	28.1 r	105.9	51.5 r	20.5 r	36.7 r	21.9 r	26.8 r
Vatican	187	0.1	0.0 r	0.0 r	0.0 r	0.0 r	0.0 r
Emerg. & Dev. Economies	200	1,581.0	396.3	352.4	367.2	332.8	528.6	4,878.0	1,349.6	954.6	1,161.5	1,282.8	1,479.2
Emerg. & Dev. Asia	505	640.0	159.5	131.8	147.1	96.1	265.0	1,128.8	405.7	232.2	292.6	303.6	300.4
Bangladesh	513	4.2	1.1 r	1.0 r	0.9 r	1.0 r	1.2 r	0.6	0.1 r	0.1 r	0.1 r	0.1 r	0.2 r
Cambodia	522	0.4	0.1 r	0.1 r	0.1 r	0.1 r	0.1 r
China,P.R.: Mainland	924	93.3	22.0 r	25.1 r	15.1 r	25.2 r	27.9 r	718.3	271.6 r	149.0 r	196.8 r	177.2 r	195.3 r
Fiji	819	0.1	0.0 r	0.0 r	0.0 r	0.0 r	0.0 r
India	534	506.0	127.0 r	92.4 r	124.9 r	61.9 r	226.7 r	202.8	68.1 r	42.5 r	39.5 r	76.7 r	44.0 r
Indonesia	536	2.5	1.1 r	0.7 r	0.6 r	0.6 r	0.7 r	10.5	8.5 r	2.0 r	2.8 r	2.6 r	3.2 r
Malaysia	548	0.1	0.1 r	0.1 r	0.0 r	0.0 r	0.0 r	9.0	12.2 r	3.3 r	3.8 r	0.8 r	1.0 r
Marshall Islands	867	0.0	0.0 r	0.0 r	0.0 r	0.0 r	0.0 r	0.1	0.0 r	0.0 r	0.0 r	0.0 r	0.0 r
Myanmar	518	0.1	0.0 r	0.0 r	0.0 r	0.0 r	0.0 r
Papua New Guinea	853	0.0	0.0 r	0.0 r	0.0 r	0.0 r	0.0 r	0.1	0.0 r	0.0 r	0.0 r	0.0 r	0.0 r
Philippines	566	5.2	1.1 r	1.3 r	1.2 r	1.2 r	1.5 r	2.0	0.6 r	0.4 r	0.5 r	0.5 r	0.6 r
Sri Lanka	524	0.0	0.0 r	0.0 r	0.0 r	0.0 r	0.0 r	0.4	0.1 r	0.0 r	0.1 r	0.1 r	0.1 r
Thailand	578	21.5	5.3 r	9.5 r	2.7 r	4.5 r	4.8 r	112.8	21.8 r	20.1 r	30.3 r	27.9 r	34.6 r
Vietnam	582	3.7	0.9 r	0.9 r	0.8 r	0.9 r	1.1 r	60.9	19.0 r	12.4 r	15.6 r	14.8 r	18.1 r
Asia n.s.	598	3.3	0.8 r	0.8 r	0.8 r	0.8 r	1.0 r	10.9	3.5 r	2.3 r	2.8 r	2.6 r	3.2 r

Mozambique (688)

In Millions of U.S. Dollars

		Exports (FOB)						Imports (CIF)					
		2016	2015Q4	2016Q1	2016Q2	2016Q3	2016Q4	2016	2015Q4	2016Q1	2016Q2	2016Q3	2016Q4
Europe	170	123.8	34.8	28.5	30.1	39.2	26.0	149.6	33.8	41.1	39.6	35.2	33.7
Emerg. & Dev. Europe	903	84.9	23.6	17.0	20.4	31.4	16.0	115.9	21.6	35.1	29.7	24.4	26.7
Albania	914	0.1	0.0 r	0.0 r	0.0 r	0.0 r	0.0 r
Bulgaria	918	0.1	0.0 r	0.0 r	0.0 r	0.0 r	59.5	6.6 r	14.9 r	14.9 r	14.8 r	14.8 r
Croatia	960	1.0	1.2 r	0.2 r	0.1 r	0.6 r	0.4	0.1 r	0.2 r	0.2 r
Gibraltar	823	0.1	0.0 r	0.0 r	0.0 r	0.0 r	0.0 r
Hungary	944	0.9	0.1 r	0.4 r	0.2 r	0.1 r	0.2 r	0.9	0.1 r	0.4 r	0.3 r	0.1 r	0.0 r
Poland	964	26.4	5.2 r	5.8 r	10.5 r	4.6 r	5.5 r	29.7	1.6 r	11.6 r	7.2 r	4.5 r	6.4 r
Romania	968	26.2	3.8 r	4.5 r	3.4 r	16.7 r	1.6 r	0.0	0.0 r	0.0 r	0.0 r	0.0 r	0.0 r
Serbia, Republic of	942	1.3	3.0 r	0.4 r	0.2 r	0.3 r	0.3 r	0.0	0.0 r	0.0 r	0.0 r	0.0 r
Turkey	186	29.1	10.3 r	6.0 r	5.9 r	9.5 r	7.8 r	25.3	13.1 r	7.9 r	7.2 r	4.8 r	5.4 r
CIS	901	34.1	9.9	10.3	8.6	6.6	8.6	11.7	5.3	1.6	4.3	5.5	0.5
Georgia	915	12.5	3.1 r	3.1 r	3.1 r	3.1 r	3.1 r	0.3	0.1 r	0.1 r	0.1 r	0.1 r	0.1 r
Kyrgyz Republic	917	0.1	0.0 r	0.0 r	0.0 r	0.0 r	0.0 r
Russian Federation	922	18.6	5.5 r	6.3 r	4.7 r	2.9 r	4.6 r	9.3	4.7 r	1.5 r	2.4 r	5.3 r	0.1 r
Ukraine	926	3.0	1.3 r	0.8 r	0.7 r	0.6 r	0.8 r	2.0	0.5 r	1.8 r	0.0 r	0.3 r
Europe n.s.	884	4.9	1.2 r	1.2 r	1.1 r	1.2 r	1.4 r	21.9	6.8 r	4.5 r	5.6 r	5.3 r	6.5 r
Mid East, N Africa, Pak	440	58.8	14.0	13.7	13.0	14.8	17.3	874.7	255.5	171.5	220.7	214.7	267.8
Afghanistan, I.R. of	512	0.0	0.0 r	0.0 r	0.0 r	0.0 r	0.0 r	1.3	0.5 r	0.3 r	0.3 r	0.3 r	0.4 r
Algeria	612	0.1	0.0 r	0.0 r	0.0 r	0.0 r	0.0 r	0.0	0.0 r	0.0 r	0.0 r	0.0 r	0.0 r
Bahrain, Kingdom of	419	13.3	3.4 r	3.2 r	3.0 r	3.2 r	3.9 r	339.8	88.3 r	62.2 r	84.2 r	84.8 r	108.6 r
Egypt	469	0.8	0.4 r	0.2 r	0.2 r	0.2 r	0.2 r
Iran, I.R. of	429	0.2	0.0 r	0.0 r	0.0 r	0.0 r	0.1 r	4.1	1.3 r	0.8 r	1.0 r	1.0 r	1.2 r
Jordan	439	0.0	0.0 r	0.0 r	0.0 r	0.0 r	0.0 r	0.2	0.0 r	0.0 r	0.1 r	0.0 r	0.1 r
Kuwait	443	0.3	0.1 r	0.1 r	0.1 r	0.1 r	0.1 r	0.7	0.2 r	0.1 r	0.2 r	0.2 r	0.2 r
Lebanon	446	4.0	0.2 r	0.4 r	0.6 r	1.7 r	1.2 r	6.0	1.4 r	1.6 r	1.2 r	1.3 r	2.0 r
Libya	672	0.1	0.0 r	0.0 r	0.0 r	0.0 r	0.0 r	0.0	0.0 r	0.0 r	0.0 r	0.0 r	0.0 r
Mauritania	682	5.0	1.8 r	1.1 r	1.3 r	1.2 r	1.4 r
Morocco	686	0.0	0.0 r	0.0 r	0.0 r	0.0 r	0.0 r	0.1	0.0 r	0.0 r	0.0 r	0.0 r	0.0 r
Oman	449	0.1	0.0 r	0.0 r	0.0 r	0.0 r	0.0 r	1.8	0.6 r	0.4 r	0.5 r	0.4 r	0.5 r
Pakistan	564	0.5	0.1 r	0.1 r	0.1 r	0.1 r	0.2 r	51.7	16.2 r	10.5 r	13.2 r	12.6 r	15.4 r
Qatar	453	1.0	0.3 r	0.3 r	0.2 r	0.2 r	0.3 r	1.3	0.4 r	0.3 r	0.3 r	0.3 r	0.4 r
Saudi Arabia	456	4.7	1.2 r	1.1 r	1.1 r	1.1 r	1.4 r	10.2	3.2 r	2.1 r	2.6 r	2.5 r	3.0 r
Tunisia	744	0.2	0.1 r	0.1 r	0.1 r	0.1 r	0.1 r
United Arab Emirates	466	32.8	8.2 r	7.9 r	7.4 r	7.8 r	9.6 r	270.3	84.5 r	55.0 r	69.1 r	65.7 r	80.4 r
Middle East n.s.	489	1.6	0.4 r	0.4 r	0.4 r	0.4 r	0.5 r	181.1	56.6 r	36.9 r	46.3 r	44.0 r	53.9 r
Sub-Saharan Africa	603	712.3	180.9	170.7	162.4	166.4	212.9	2,606.0	629.7	489.9	584.5	689.1	842.6
Angola	614	4.4	1.1 r	1.1 r	1.0 r	1.1 r	1.3 r	0.8	0.3 r	0.2 r	0.2 r	0.2 r	0.2 r
Botswana	616	0.3	0.1 r	0.1 r	0.1 r	0.1 r	0.1 r	2.3	0.7 r	0.5 r	0.6 r	0.5 r	0.7 r
Cameroon	622	0.2	0.0 r	0.0 r	0.0 r	0.0 r	0.0 r	0.1	0.0 r	0.0 r	0.0 r	0.0 r	0.0 r
Congo, Republic of	634	2.1	0.5 r	0.5 r	0.5 r	0.5 r	0.6 r	0.3	0.1 r	0.1 r	0.1 r	0.1 r	0.1 r
Côte d'Ivoire	662	0.2	0.0 r	0.0 r	0.0 r	0.0 r	0.0 r	0.2	0.1 r	0.1 r	0.1 r	0.1 r	0.1 r
Equatorial Guinea	642	0.1	0.0 r	0.0 r	0.0 r	0.0 r	0.0 r
Ethiopia	644	0.0	0.0 r	0.0 r	0.0 r	0.0 r	0.0 r	0.1	0.0 r	0.0 r	0.0 r	0.0 r	0.0 r
Gabon	646	0.7	0.2 r	0.2 r	0.2 r	0.2 r	0.2 r	0.2	0.1 r	0.0 r	0.1 r	0.1 r	0.1 r
Ghana	652	1.4	0.4 r	0.4 r	0.3 r	0.3 r	0.4 r	1.0	0.3 r	0.2 r	0.2 r	0.2 r	0.3 r
Guinea	656	0.1	0.0 r	0.0 r	0.0 r	0.0 r	0.0 r	0.0	0.0 r	0.0 r	0.0 r	0.0 r	0.0 r
Kenya	664	3.0	0.8 r	0.7 r	0.7 r	0.7 r	0.9 r	5.1	1.6 r	1.0 r	1.3 r	1.2 r	1.5 r
Madagascar	674	0.2	0.1 r	0.0 r	0.0 r	0.0 r	0.1 r	0.4	0.1 r	0.1 r	0.1 r	0.1 r	0.1 r
Malawi	676	17.9	3.7 r	3.9 r	3.9 r	4.4 r	5.7 r	12.1	3.8 r	2.5 r	3.1 r	2.9 r	3.6 r
Mauritius	684	34.0	6.9 r	8.2 r	7.7 r	8.1 r	10.0 r	5.4	4.5 r	1.3 r	1.3 r	1.3 r	1.4 r
Namibia	728	66.5	16.7 r	16.1 r	15.0 r	15.9 r	19.5 r	38.1	11.9 r	7.7 r	9.7 r	9.3 r	11.3 r
Nigeria	694	0.5	0.1 r	0.1 r	0.1 r	0.1 r	0.1 r	0.4	0.1 r	0.1 r	0.1 r	0.1 r	0.1 r
Senegal	722	0.3	0.0 r	0.1 r	0.1 r	0.1 r	0.1 r	2.7	0.4 r	0.6 r	0.7 r	0.7 r	0.7 r
Seychelles	718	1.1	0.3 r	0.3 r	0.3 r	0.3 r	0.3 r	0.2	0.1 r	0.0 r	0.0 r	0.0 r	0.0 r
South Africa	199	486.0	126.0 r	115.6 r	111.2 r	112.6 r	146.6 r	2,413.0	558.3 r	447.9 r	534.9 r	643.0 r	787.2 r
Swaziland	734	1.1	0.3 r	0.3 r	0.2 r	0.3 r	0.3 r	38.9	13.0 r	8.2 r	10.1 r	9.3 r	11.2 r
Tanzania	738	12.4	3.1 r	3.0 r	2.8 r	3.0 r	3.6 r	10.9	2.7 r	2.0 r	2.7 r	2.7 r	3.5 r
Uganda	746	0.2	0.0 r	0.1 r	0.1 r	0.0 r	0.0 r	0.2	0.1 r	0.1 r	0.1 r	0.1 r	0.1 r
Zambia	754	5.7	1.0 r	1.6 r	1.2 r	1.2 r	1.8 r	3.2	4.8 r	1.1 r	0.3 r	0.4 r	1.3 r

Mozambique (688)

In Millions of U.S. Dollars

		Exports (FOB)						Imports (CIF)					
		2016	2015Q4	2016Q1	2016Q2	2016Q3	2016Q4	2016	2015Q4	2016Q1	2016Q2	2016Q3	2016Q4
Zimbabwe	698	73.3	19.3 r	18.2 r	16.7 r	17.4 r	21.0 r	70.5	26.8 r	16.2 r	18.8 r	16.6 r	19.0 r
Africa n.s.	799	0.7	0.2 r	0.2 r	0.2 r	0.2 r	0.2 r	0.0	0.0 r	0.0 r	0.0 r	0.0 r	0.0 r
Western Hemisphere	205	46.0	7.1	7.6	14.7	16.3	7.4	118.9	24.9	19.9	24.0	40.2	34.7
Argentina	213	14.2	3.6 r	3.6 r	3.6 r	3.6 r	3.6 r	32.9	8.2 r	8.2 r	8.2 r	8.2 r	8.2 r
Aruba	314	0.2	0.0 r	0.0 r	0.0 r	0.0 r	0.0 r
Bahamas, The	313	3.1	1.0 r	0.6 r	0.8 r	0.8 r	0.9 r
Brazil	223	1.7	0.0 r	0.4 r	0.0 r	0.0 r	1.2 r	35.3	5.4 r	2.9 r	3.0 r	12.6 r	16.7 r
Chile	228	0.0	0.0 r	0.0 r	1.4	0.3 r	0.4 r	0.3 r	0.4 r	0.3 r
Colombia	233	1.1	0.3 r	0.3 r	0.3 r	0.3 r	0.3 r	0.1 r
Costa Rica	238	0.3	0.1 r	0.1 r	0.1 r	0.1 r	0.1 r	0.0	0.0 r	0.0 r	0.0 r	0.0 r	0.0 r
Curacao	354	4.6	1.2 r	1.1 r	1.0 r	1.1 r	1.4 r	6.9	2.4 r	1.5 r	1.8 r	1.7 r	2.0 r
Dominican Republic	243	0.2	0.0 r	0.0 r	0.0 r	0.0 r	0.1 r
Guatemala	258	0.8	0.3 r	0.2 r	0.2 r	0.2 r	0.3 r
Haiti	263	0.1	0.0 r	0.0 r	0.0 r	0.0 r	0.0 r
Honduras	268	0.3	0.1 r	0.1 r	0.1 r	0.1 r	0.1 r
Jamaica	343	0.0	0.0 r	0.0 r	0.0 r	0.0 r	0.0 r	0.2	0.1 r	0.0 r	0.0 r	0.0 r	0.1 r
Mexico	273	22.8	1.7 r	1.9 r	9.4 r	10.9 r	0.6 r	14.2	1.1 r	0.1 r	3.6 r	10.3 r	0.1 r
Panama	283	0.9	0.2 r	0.2 r	0.2 r	0.2 r	0.2 r	22.3	5.6 r	5.6 r	5.6 r	5.6 r	5.6 r
Paraguay	288	0.1	0.0 r	0.0 r	0.0 r	0.0 r	0.0 r
Western Hem. n.s.	399	1.2	0.4 r	0.2 r	0.3 r	0.3 r	0.3 r
Other Countries n.i.e	910	0.2	0.1	0.1	0.1	0.1	0.1	8.1	2.5	1.6	2.1	2.0	2.4
Korea, Dem. People's Rep.	954	0.2	0.1 r	0.1 r	0.0 r	0.1 r	0.1 r	8.1	2.5 r	1.6 r	2.1 r	2.0 r	2.4 r
Countries & Areas n.s.	898	34.0	8.6 r	8.2 r	7.7 r	8.1 r	10.0 r
Memorandum Items													
Africa	605	712.5	181.0	170.7	162.4	166.4	212.9	2,611.5	631.7	491.1	585.9	690.4	844.1
Middle East	405	58.1	13.8	13.5	12.9	14.6	17.0	816.3	237.0	159.5	205.8	200.5	250.6
European Union	998	1,467.0	454.9	315.9	356.9	372.2	422.0	1,440.8	574.9	312.9	418.5	315.1	394.3
Export earnings: fuel	080	80.1	21.0	21.2	18.7	17.6	22.6	639.3	183.8	122.8	160.8	160.7	195.0
Export earnings: nonfuel	092	3,268.1	902.1	717.2	783.8	745.4	1,021.7	5,948.9	1,895.7	1,204.3	1,490.9	1,521.0	1,732.7

Myanmar (518)

In Millions of U.S. Dollars

		Exports (FOB)						Imports (CIF)					
		2016	2015Q4	2016Q1	2016Q2	2016Q3	2016Q4	2016	2015Q4	2016Q1	2016Q2	2016Q3	2016Q4
IFS World		2,454.3	3,071.2	2,701.1	4,538.7	4,075.2	3,777.9
World	001	11,046.0	3,190.0	2,613.7	2,664.6	2,846.9	2,920.8	10,395.3	3,076.7	2,843.2	2,415.1	2,378.6	2,758.4
Advanced Economies	110	4,378.8	1,054.6	1,059.7	968.3	1,251.3	1,099.6	4,538.7	1,294.1	1,288.6	993.9	1,022.4	1,233.9
Euro Area	163	635.2	106.5	128.2	123.5	201.0	182.5	327.3	101.2	93.6	63.7	105.9	64.1
Austria	122	30.8	5.3 r	4.3 r	7.2 r	10.6 r	8.8 r	0.1	0.0 r	0.0 r	0.0 r	0.0 r	0.0 r
Belgium	124	52.3	6.0 r	8.0 r	11.3 r	16.7 r	16.3 r	4.3	0.9 r	0.4 r	1.5 r	1.4 r	1.0 r
Cyprus	423	0.1 e	0.1 e	0.0 e	0.0 e	0.0 e	1.0	0.2 r	0.2 r	0.2 r	0.4 r	0.2 r
Estonia	939	0.1 e	0.0 e	0.0 e	0.0 e
Finland	172	2.4 e	0.2 e	0.8 e	0.6 e	0.5 e	0.5 e	0.1	0.1 r	0.0 r	0.0 r	0.0 r	0.0 r
France	132	37.6	7.3 r	8.8 r	7.5 r	14.4 r	6.9 r	183.2	67.2 r	58.1 r	22.3 r	80.6 r	22.2 r
Germany	134	287.8 e	52.9 e	63.9 e	52.3 e	88.3 e	83.3 e
Greece	174	1.6	0.2 r	0.3 r	0.2 r	0.5 r	0.5 r	2.6	0.5 r	0.6 r	0.6 r	0.6 r	0.8 r
Ireland	178	7.4	1.6 r	1.1 r	0.7 r	3.2 r	2.3 r	0.1	0.1 r	0.0 r	0.0 r	0.0 r	0.1 r
Italy	136	76.1	9.8 r	16.2 r	16.0 r	23.9 r	20.0 r	40.0	8.7 r	7.4 r	9.8 r	6.3 r	16.5 r
Latvia	941	0.1 e	0.0 e	0.0 e	0.0 e	0.0 e	0.3 e	0.0 e	0.1 e	0.0 e	0.1 e	0.0 e
Lithuania	946	1.8 e	0.2 e	0.4 e	0.5 e	0.5 e	0.4 e	0.4 e	0.1 e	0.1 e	0.0 e	0.1 e	0.2 e
Luxembourg	137	0.0 e	0.0 e	0.7 e	1.9 e	0.7 e	0.0 e	0.0 e
Netherlands	138	84.0	12.9 r	13.4 r	18.5 r	26.1 r	26.0 r	43.3	9.2 r	11.5 r	11.8 r	8.0 r	12.0 r
Portugal	182	0.5	0.0 r	0.1 r	0.1 r	0.2 r	0.1 r	0.0	0.0 r	0.0 r	0.0 r	0.0 r	0.0 r
Slovak Republic	936	1.2 e	0.3 e	0.5 e	0.0 e	0.2 e	0.5 e	0.3 e	0.3 e	0.1 e	0.0 e	0.0 e	0.1 e
Slovenia	961	1.8 e	0.1 e	0.5 e	0.1 e	0.8 e	0.4 e	0.6 e	0.2 e	0.1 e	0.1 e	0.2 e	0.2 e
Spain	184	49.9	9.5 r	9.9 r	8.5 r	15.2 r	16.3 r	50.5	11.8 r	14.2 r	17.3 r	8.2 r	10.8 r
Australia	193	11.0	2.5 r	2.4 r	2.3 r	3.5 r	2.8 r	91.9	28.5 r	30.4 r	30.9 r	7.1 r	23.5 r
Canada	156	42.1	4.1 r	7.7 r	10.0 r	12.5 r	11.9 r	6.5	1.8 r	1.5 r	1.1 r	1.3 r	2.6 r
China,P.R.: Hong Kong	532	2,092.7	521.6 r	519.8 r	519.5 r	526.4 r	527.1 r	18.7	5.7 r	4.5 r	4.6 r	4.5 r	5.2 r
China,P.R.: Macao	546	0.1	0.0 r	0.0 r	0.0 r	0.0 r	0.0 r	0.0	0.0 r	0.0 r	0.0 r
Czech Republic	935	1.0	0.1 r	0.2 r	0.2 r	0.3 r	0.3 r	4.7	0.9 r	1.2 r	0.3 r	1.9 r	1.2 r
Denmark	128	14.0	0.4 r	1.9 r	0.8 r	6.3 r	5.1 r	1.1	0.6 r	0.2 r	0.2 r	0.3 r	0.4 r
Iceland	176	0.4 e	0.0 e	0.1 e	0.1 e	0.1 e	0.1 e	0.0	0.0 r	0.0 r	0.0 r	0.0 r	0.0 r
Israel	436	0.0	0.0 r	0.0 r	0.0 r	0.0 r	0.0 r	7.0	2.0 r	1.2 r	0.7 r	1.1 r	4.1 r
Japan	158	517.7	132.9 r	135.5 r	102.1 r	155.1 r	125.1 r	856.4	210.6 r	205.5 r	206.0 r	196.0 r	248.9 r
Korea, Republic of	542	363.9	108.1 r	99.9 r	50.4 r	113.2 r	100.4 r	452.0	84.2 r	110.6 r	73.0 r	67.2 r	201.2 r
New Zealand	196	0.8	0.3 r	0.2 r	0.2 r	0.3 r	0.2 r	27.5	7.3 r	8.6 r	5.1 r	4.8 r	9.0 r
Norway	142	0.4	0.0 r	0.1 r	0.1 r	0.1 r	0.2 r	0.0	0.0 r	0.0 r	0.0 r	0.0 r	0.0 r
San Marino	135	0.1	0.0 r	0.0 r	0.0 r	0.0 r	0.0 r
Singapore	576	263.0	52.6 r	62.6 r	51.6 r	94.7 r	54.2 r	2,219.8	675.3 r	666.7 r	489.3 r	508.5 r	555.3 r
Sweden	144	11.8	1.6 r	2.4 r	2.5 r	3.8 r	3.2 r	30.6	5.5 r	9.4 r	6.1 r	5.3 r	9.8 r
Switzerland	146	45.9	41.9 r	10.6 r	7.4 r	14.0 r	13.9 r	22.6	5.3 r	5.3 r	7.5 r	5.2 r	4.6 r
Taiwan Prov.of China	528	65.8 e	14.5 e	12.7 e	15.5 e	17.8 e	19.8 e	224.9 e	54.9 e	56.1 e	62.1 e	46.1 e	60.6 e
United Kingdom	112	108.9	23.5 r	26.9 r	27.5 r	27.3 r	27.2 r	61.2	7.0 r	10.3 r	8.4 r	22.9 r	19.7 r
United States	111	204.0	44.0 r	48.7 r	54.7 r	75.1 r	25.5 r	186.5	103.3 r	83.6 r	34.9 r	44.4 r	23.6 r
Emerg. & Dev. Economies	200	6,667.2	2,135.4	1,554.1	1,696.3	1,595.6	1,821.2	5,855.6	1,782.3	1,554.3	1,421.1	1,356.0	1,524.3
Emerg. & Dev. Asia	505	6,258.1	2,051.7	1,455.5	1,608.1	1,494.8	1,699.7	5,290.6	1,639.0	1,410.9	1,294.1	1,209.3	1,376.2
American Samoa	859	0.5	0.1 r	0.1 r	0.1 r	0.1 r	0.1 r
Bangladesh	513	124.0	23.3 r	29.2 r	25.7 r	30.5 r	38.6 r	19.9	6.3 r	5.0 r	4.8 r	4.9 r	5.2 r
Brunei Darussalam	516	0.6	0.1 r	0.1 r	0.1 r	0.1 r	0.2 r	0.0 e	0.0 e	0.0 e	0.0 e	0.0 e	0.0 e
Cambodia	522	3.3 e	0.8 e	0.8 e	0.9 e	0.8 e	0.9 e	1.7 e	0.4 e	0.4 e	0.4 e	0.5 e	0.4 e
China,P.R.: Mainland	924	2,091.6	1,042.3 r	471.6 r	459.6 r	439.8 r	720.6 r	2,693.7	868.3 r	661.4 r	714.0 r	610.9 r	707.3 r
Guam	829	0.5	0.1 r	0.1 r	0.1 r	0.1 r	0.1 r
India	534	928.7	108.2 r	149.3 r	352.5 r	279.6 r	147.3 r	692.5	208.9 r	252.4 r	119.7 r	148.8 r	171.6 r
Indonesia	536	122.0	45.6 r	23.7 r	26.6 r	31.7 r	40.0 r	303.1	121.6 r	77.8 r	69.5 r	72.4 r	83.5 r
Malaysia	548	181.1	24.9 r	37.1 r	38.5 r	46.6 r	58.8 r	287.7	87.2 r	81.0 r	67.8 r	64.5 r	74.5 r
Maldives	556	0.2 e	0.0 e	0.1 e	0.0 e	0.0 e
Mongolia	948	0.1 e	0.0 e	0.0 e	0.0 e	0.0 e	0.0 e	0.0 e	0.0 e	0.0 e	0.0 e	0.0 e	0.0 e
Nepal	558	7.6 e	1.7 e	1.4 e	2.1 e	2.1 e	2.0 e
Philippines	566	62.0	3.7 r	14.6 r	12.8 r	15.3 r	19.3 r	19.4	8.2 r	4.8 r	4.5 r	4.7 r	5.4 r
Sri Lanka	524	6.6	0.6 r	1.2 r	1.1 r	1.9 r	2.4 r	0.7	0.1 r	0.2 r	0.1 r	0.2 r	0.2 r
Thailand	578	2,639.0	783.2 r	704.9 r	669.2 r	623.7 r	641.2 r	947.3	247.9 r	246.8 r	238.4 r	224.3 r	237.8 r
Vietnam	582	91.3	17.2 r	21.5 r	18.9 r	22.5 r	28.4 r	130.3	36.2 r	32.5 r	30.2 r	31.4 r	36.2 r
Asia n.s.	598	193.0	53.7 r	48.2 r	44.7 r	46.5 r	53.7 r

Myanmar (518)

In Millions of U.S. Dollars

		Exports (FOB)						Imports (CIF)					
		2016	2015Q4	2016Q1	2016Q2	2016Q3	2016Q4	2016	2015Q4	2016Q1	2016Q2	2016Q3	2016Q4
Europe	170	61.5	15.5	15.6	14.4	15.5	15.9	65.8	16.9	20.9	15.8	14.2	15.0
Emerg. & Dev. Europe	903	22.1	5.8	5.9	4.8	5.5	6.0	29.4	8.7	10.2	8.1	5.9	5.3
Albania	914	0.1 e	0.0 e	0.0 e	0.0 e	0.0 e	0.0 e
Bosnia and Herzegovina	963	0.6 e	0.1 e	0.1 e	0.2 e	0.2 e	0.2 e
Bulgaria	918	6.6	2.1 r	1.8 r	1.6 r	1.5 r	1.7 r	1.6	0.2 r	0.2 r	0.4 r	0.7 r	0.3 r
Croatia	960	1.3 e	0.1 e	0.3 e	0.3 e	0.5 e	0.3 e	0.4 e	0.2 e	0.1 e	0.0 e	0.0 e	0.3 e
Faroe Islands	816	0.1 e	0.0 e	0.0 e	0.0 e	0.0 e	0.0 e
Hungary	944	0.4	0.0 r	0.2 r	0.1 r	0.0 r	0.1 r	0.1	0.0 r	0.0 r	0.0 r	0.0 r	0.0 r
Macedonia, FYR	962	0.3 e	0.0 e	0.1 e	0.1 e	0.1 e	0.1 e
Montenegro	943	0.2 e	0.0 e	0.1 e	0.0 e	0.1 e	0.0 e
Poland	964	6.1	2.3 r	2.2 r	1.3 r	1.2 r	1.3 r	17.2	4.5 r	6.9 r	5.4 r	2.1 r	2.8 r
Romania	968	0.1	0.0 r	0.0 r	0.0 r	0.0 r	4.6	1.4 r	1.6 r	0.5 r	1.7 r	0.8 r
Serbia, Republic of	942	1.6 e	0.2 e	0.3 e	0.3 e	0.5 e	0.5 e	1.8	0.9 r	0.0 r	1.1 r	0.7 r	0.0 r
Turkey	186	4.9	0.9 r	0.8 r	1.0 r	1.4 r	1.7 r	3.8	1.4 r	1.4 r	0.6 r	0.8 r	1.1 r
CIS	901	39.3	9.6	9.8	9.5	10.0	10.0	36.4	8.2	10.7	7.7	8.4	9.6
Armenia	911	0.2 e	0.0 e	0.0 e	0.0 e	0.0 e	0.1 e	0.0	0.0 r	0.0 r	0.0 r	0.0 r	0.0 r
Belarus	913	0.2 e	0.0 e	0.0 e	0.0 e	0.1 e	0.1 e	0.2	0.4 r	0.0 r	0.0 r	0.0 r	0.2 r
Georgia	915	35.9	9.0 r	9.0 r	9.0 r	9.0 r	9.0 r	20.4	5.1 r	5.1 r	5.1 r	5.1 r	5.1 r
Kazakhstan	916	0.4 e	0.1 e	0.1 e	0.1 e	0.1 e	0.1 e	0.0 e
Moldova	921	0.1 e	0.0 e	0.0 e	0.0 e	0.0 e	0.0 e	4.9 e	0.5 e	0.7 e	1.1 e	1.4 e	1.6 e
Russian Federation	922	2.3	0.5 r	0.6 r	0.3 r	0.8 r	0.6 r	6.3	1.7 r	2.5 r	1.2 r	1.1 r	1.5 r
Ukraine	926	0.3	0.1 r	0.1 r	0.0 r	0.1 r	0.1 r	4.5	0.5 r	2.4 r	0.3 r	0.7 r	1.1 r
Mid East, N Africa, Pak	440	225.0	42.7	53.1	46.7	55.5	69.6	401.6	111.3	100.3	92.9	96.9	111.4
Afghanistan, I.R. of	512	1.5 e	0.3 e	0.4 e	0.4 e	0.3 e	0.4 e	0.3	0.1 r	0.1 r	0.1 r	0.1 r	0.1 r
Algeria	612	0.2 e	0.0 e	0.0 e	0.0 e	0.0 e	0.0 e	0.0 e	0.0 e	0.0 e	0.0 e	0.0 e	0.0 e
Bahrain, Kingdom of	419	0.2	0.0 r	0.0 r	0.0 r	0.0 r	0.1 r	0.0	0.0 r	0.0 r	0.0 r	0.0 r	0.0 r
Egypt	469	3.1	0.8 r	0.8 r	0.8 r	0.8 r	0.8 r
Iran, I.R. of	429	0.4	0.1 r	0.1 r	0.1 r	0.1 r	0.1 r	61.6	17.1 r	15.4 r	14.3 r	14.9 r	17.1 r
Jordan	439	0.6	0.2 r	0.3 r	0.1 r	0.2 r	0.0 r	0.1	0.0 r	0.1 r	0.0 r	0.0 r	0.0 r
Kuwait	443	99.4	18.7 r	23.4 r	20.6 r	24.5 r	30.9 r	2.9	0.8 r	0.7 r	0.7 r	0.7 r	0.8 r
Lebanon	446	0.0	0.0 r	0.0 r	0.0 r	0.0 r	0.0 r	1.6	0.2 r	0.4 r	0.4 r	0.6 r	0.2 r
Mauritania	682	0.2	0.1 r	0.1 r	0.1 r	0.1 r	0.1 r
Morocco	686	0.2 e	0.1 e	0.1 e	0.1 e	0.1 e	0.1 e	0.2	0.0 r	0.1 r	0.1 r	0.1 r	0.1 r
Oman	449	0.7	0.1 r	0.2 r	0.1 r	0.2 r	0.2 r	25.4	7.1 r	6.3 r	5.9 r	6.1 r	7.1 r
Pakistan	564	29.3	5.5 r	6.9 r	6.1 r	7.2 r	9.1 r	30.9	8.6 r	7.7 r	7.2 r	7.4 r	8.6 r
Qatar	453	1.6	0.3 r	0.4 r	0.3 r	0.4 r	0.5 r	2.5	0.7 r	0.6 r	0.6 r	0.6 r	0.7 r
Saudi Arabia	456	43.4	8.2 r	10.2 r	9.0 r	10.7 r	13.5 r	151.2	42.0 r	37.7 r	35.0 r	36.4 r	42.1 r
Tunisia	744	0.1 e	0.0 e	0.0 e	0.0 e	0.0 e	0.0 e	0.0	0.0 r	0.0 r	0.0 r	0.0 r	0.0 r
United Arab Emirates	466	43.9	8.3 r	10.3 r	9.1 r	10.8 r	13.7 r	124.0	34.5 r	31.0 r	28.7 r	29.9 r	34.5 r
Yemen, Republic of	474	0.3	0.1 r	0.1 r	0.1 r	0.1 r	0.1 r	0.3	0.1 r	0.1 r	0.1 r	0.1 r	0.1 r
Sub-Saharan Africa	603	108.6	22.1	26.0	24.0	26.4	32.3	12.1	3.0	3.0	2.8	2.9	3.3
Botswana	616	0.7	0.1 r	0.2 r	0.1 r	0.2 r	0.2 r
Burkina Faso	748	5.7 e	1.0 e	1.1 e	1.4 e	1.4 e	1.8 e
Cabo Verde	624	0.1	0.0 r	0.0 r	0.0 r	0.0 r	0.0 r
Cameroon	622	0.0	0.0 r	0.0 r	0.0 r	0.0 r	0.0 r	4.2	1.2 r	1.0 r	1.0 r	1.0 r	1.2 r
Comoros	632	0.3	0.1 r	0.1 r	0.1 r	0.1 r	0.1 r
Côte d'Ivoire	662	64.6	12.2 r	15.2 r	13.4 r	15.9 r	20.1 r
Ethiopia	644	0.0 e	0.0 e	0.0 e	0.0 e	0.0 e	0.0 e	0.1 e	0.0 e	0.0 e	0.0 e	0.0 e	0.0 e
Gambia, The	648	0.3	0.1 r	0.1 r	0.1 r	0.1 r	0.1 r
Ghana	652	1.3 e	0.4 e	0.3 e	0.4 e	0.3 e	0.3 e	0.0 e	0.0 e	0.0 e	0.0 e	0.0 e	0.0 e
Guinea-Bissau	654	0.1	0.0 r	0.0 r	0.0 r	0.0 r	0.0 r
Kenya	664	0.3 e	0.1 e	0.1 e	0.1 e	0.1 e	0.1 e	0.1	0.0 r	0.0 r	0.0 r	0.0 r	0.0 r
Mali	678	15.4 e	3.6 e	3.7 e	3.7 e	3.4 e	4.6 e	0.4	0.1 r	0.1 r	0.1 r	0.1 r	0.1 r
Mauritius	684	0.5 e	0.2 e	0.2 e	0.1 e	0.1 e	0.1 e	1.3 e	0.3 e	0.3 e	0.3 e	0.3 e
Mozambique	688	0.1 e	0.0 e	0.0 e	0.0 e	0.0 e	0.0 e
Namibia	728	0.6	0.2 r	0.1 r	0.1 r	0.1 r	0.2 r
Niger	692	0.5 e	0.2 e	0.1 e	0.1 e	0.1 e	0.1 e	0.2	0.1 r	0.0 r	0.0 r	0.0 r	0.1 r
Nigeria	694	0.8 e	0.2 e	0.2 e	0.2 e	0.2 e	0.2 e
Seychelles	718	0.0 e	0.0 e	0.0 e	0.0 e	0.0 e	0.0 e	1.9	0.5 r	0.5 r	0.4 r	0.5 r	0.5 r
Sierra Leone	724	0.5	0.1 r	0.1 r	0.1 r	0.1 r	0.1 r

Myanmar (518)

In Millions of U.S. Dollars

		Exports (FOB)						Imports (CIF)					
		2016	2015Q4	2016Q1	2016Q2	2016Q3	2016Q4	2016	2015Q4	2016Q1	2016Q2	2016Q3	2016Q4
South Africa	199	18.7	4.2 r	5.0 r	4.4 r	4.6 r	4.8 r	0.3	0.1 r	0.1 r	0.0 r	0.1 r	0.1 r
Swaziland	734	0.7	0.2 r	0.2 r	0.2 r	0.2 r	0.2 r
Africa n.s.	799	0.7	0.2 r	0.2 r	0.2 r	0.2 r	0.2 r
Western Hemisphere	205	14.1	3.5	3.8	3.2	3.4	3.6	85.7	12.2	19.2	15.5	32.6	18.3
Antigua and Barbuda	311	0.0 e	0.0 e	0.0 e	0.0 e	0.0 e	0.2	0.1 r	0.1 r	0.1 r	0.1 r	0.1 r
Argentina	213	6.6	1.6 r	1.6 r	1.6 r	1.6 r	1.6 r	0.6	0.2 r	0.2 r	0.2 r	0.2 r	0.2 r
Belize	339	1.6	0.5 r	0.4 r	0.4 r	0.4 r	0.5 r
Bolivia	218	0.2 e	0.0 e	0.0 e	0.0 e	0.1 e	0.1 e
Brazil	223	3.4	0.9 r	1.2 r	0.6 r	0.8 r	0.9 r	76.4	5.5 r	16.9 r	13.3 r	30.4 r	15.8 r
Chile	228	0.1	0.0 r	0.0 r	0.0 r	0.0 r	0.1 r	0.0	0.0 r	0.0 r	0.0 r	0.0 r
Colombia	233	0.3	0.0 r	0.1 r	0.1 r	0.1 r	0.1 r	0.1 e	0.0 e	0.0 e	0.0 e	0.0 e
Costa Rica	238	0.0	0.0 r	0.0 r	0.0 r	0.0 r	0.0 r	3.6	1.0 r	0.9 r	0.8 r	0.9 r	1.0 r
Dominica	321	0.6	0.2 r	0.2 r	0.1 r	0.1 r	0.2 r
Dominican Republic	243	0.3	0.0 r	0.1 r	0.1 r	0.1 r	0.1 r
Guatemala	258	0.0 e	0.0 e	0.0 e	0.0 e	0.0 e	0.0 e	0.6	0.2 r	0.1 r	0.1 r	0.1 r	0.2 r
Mexico	273	1.2	0.3 r	0.3 r	0.3 r	0.3 r	0.3 r	0.0	0.0 r	0.0 r	0.0 r	0.0 r	0.0 r
Panama	283	0.5	0.1 r	0.1 r	0.1 r	0.1 r	0.1 r
Paraguay	288	0.0 e	4.1 e
Peru	293	0.9 e	0.3 e	0.2 e	0.2 e	0.2 e	0.2 e	0.9	0.2 r	0.2 r	0.2 r	0.2 r	0.2 r
Suriname	366	0.1	0.0 r	0.0 r	0.0 r	0.0 r	0.0 r
Uruguay	298	0.1	0.0 r	0.0 r	0.0 r	0.0 r	0.0 r	0.1	0.0 r	0.0 r	0.0 r	0.0 r	0.0 r
Venezuela, Rep. Bol.	299	0.3	0.1 r	0.1 r	0.1 r	0.1 r	0.1 r	0.8	0.2 r	0.2 r	0.2 r	0.2 r	0.2 r
Countries & Areas n.s.	898	1.0	0.3 r	0.2 r	0.2 r	0.2 r	0.3 r
Memorandum Items													
Africa	605	109.0	22.2	26.1	24.1	26.5	32.4	12.5	3.1	3.1	2.9	3.1	3.5
Middle East	405	193.7	36.8	45.8	40.2	47.8	59.9	369.9	102.5	92.4	85.6	89.3	102.6
European Union	998	785.5	136.6	164.0	157.8	241.9	221.8	448.6	121.4	123.4	85.1	140.6	99.5
Export earnings: fuel	080	195.1	36.7	45.9	40.4	48.3	60.5	375.3	104.3	94.6	86.6	90.0	104.2
Export earnings: nonfuel	092	10,850.9	3,153.3	2,567.8	2,624.3	2,798.6	2,860.2	10,020.0	2,972.4	2,748.6	2,328.6	2,288.6	2,654.3

Namibia (728)

In Millions of U.S. Dollars

		Exports (FOB)						Imports (CIF)					
		2016	2015Q4	2016Q1	2016Q2	2016Q3	2016Q4	2016	2015Q4	2016Q1	2016Q2	2016Q3	2016Q4
IFS World		4,808.9	980.6	1,390.8	1,118.8	1,212.6	1,086.7	6,772.2	1,818.0	1,413.8	1,524.1	1,733.5	2,104.4
World	001	5,536.3	1,371.3	1,424.3	1,399.2	1,348.3	1,364.5	6,985.6	1,910.3	1,460.4	1,735.6	1,883.7	1,906.0
Advanced Economies	110	3,022.0	792.9	758.7	773.5	724.9	764.9	1,762.5	447.5	409.0	448.4	456.1	449.0
Euro Area	163	899.1	193.4	224.9	244.7	203.1	226.4	285.5	72.4	63.6	63.8	80.0	78.1
Austria	122	0.7	0.1 r	0.2 r	0.1 r	0.1 r	0.2 r	10.9	12.4 r	5.0 r	1.9 r	1.8 r	2.1 r
Belgium	124	153.9	11.4 r	37.6 r	35.5 r	21.4 r	59.3 r	20.8	3.9 r	4.1 r	4.6 r	7.6 r	4.6 r
Cyprus	423	0.8	0.2 r	0.2 r	0.3 r	0.2 r	0.1 r	0.0	0.0 r	0.0 r	0.0 r	0.0 r
Estonia	939	0.0	0.0 r	0.0 r	0.0 r	0.0 r	0.0 r	0.7	0.5 r	0.0 r	0.0 r	0.7 r	0.0 r
Finland	172	0.5	0.0 r	0.3 r	0.1 r	0.0 r	0.1 r	24.2	0.7 r	1.3 r	0.3 r	21.2 r	1.5 r
France	132	136.9	56.5 r	53.8 r	40.6 r	16.6 r	25.9 r	11.6	4.0 r	2.7 r	3.5 r	3.4 r	2.0 r
Germany	134	68.9	28.4 r	5.9 r	20.0 r	20.9 r	22.0 r	92.6	26.9 r	23.5 r	21.0 r	26.3 r	21.9 r
Greece	174	1.3	0.5 r	0.3 r	0.3 r	0.3 r	0.3 r	0.5	0.2 r	0.2 r	0.1 r	0.2 r	0.1 r
Ireland	178	1.5	0.4 r	0.4 r	0.4 r	0.4 r	0.3 r	3.7	0.2 r	0.2 r	0.3 r	2.9 r	0.4 r
Italy	136	252.1	32.5 r	69.0 r	65.4 r	68.2 r	49.5 r	44.9	4.1 r	9.2 r	4.0 r	2.6 r	29.1 r
Latvia	941	0.1	0.0 r	0.0 r	0.0 r	0.0 r	0.0 r	0.1	0.0 r	0.0 r	0.0 r	0.0 r	0.0 r
Lithuania	946	0.2	0.0 r	0.1 r	0.0 r	0.1 r	10.4	0.3 r	0.3 r	9.4 r	0.5 r	0.2 r
Luxembourg	137	0.0	0.0 r	0.0 r	0.0 r	0.6	0.1 r	0.1 r	0.1 r	0.1 r	0.3 r
Malta	181	0.5	0.3 r	0.2 r	0.1 r	0.1 r	0.1 r	0.0	0.0 r	0.0 r
Netherlands	138	65.3	22.6 r	19.1 r	16.9 r	11.0 r	18.3 r	21.6	4.4 r	8.0 r	3.6 r	6.5 r	3.5 r
Portugal	182	43.8	7.5 r	6.6 r	15.2 r	13.8 r	8.2 r	2.1	0.5 r	0.3 r	0.3 r	0.5 r	0.8 r
Slovak Republic	936	0.0	0.0 r	0.0 r	0.0 r	0.0 r	0.0 r	1.2	0.8 r	0.3 r	0.4 r	0.2 r	0.3 r
Slovenia	961	0.0 r	0.0	0.2 r	0.0 r	0.0 r
Spain	184	172.8	33.0 r	31.2 r	49.7 r	50.0 r	41.8 r	39.6	13.4 r	8.3 r	14.4 r	5.7 r	11.3 r
Australia	193	7.9	2.4 r	2.5 r	2.2 r	1.3 r	2.0 r	7.7	2.4 r	2.0 r	1.3 r	1.7 r	2.6 r
Canada	156	63.7	66.5 r	23.9 r	21.4 r	2.0 r	16.4 r	14.5	4.0 r	3.0 r	2.8 r	4.7 r	4.0 r
China,P.R.: Hong Kong	532	16.4	4.0 r	3.6 r	4.8 r	1.9 r	6.0 r	8.0	4.3 r	3.6 r	1.1 r	1.0 r	2.3 r
Czech Republic	935	0.1	0.0 r	0.0 r	0.0 r	0.1 r	0.0 r	1.7	0.7 r	0.9 r	0.2 r	0.3 r	0.3 r
Denmark	128	1.7	0.1 r	0.8 r	0.1 r	0.8 r	0.1 r	18.1	1.9 r	1.9 r	7.9 r	3.8 r	4.6 r
Iceland	176	0.0	0.0 r	0.0 r	0.0 r	0.0 r	0.0 r	1.1	0.4 r	0.6 r	0.2 r	0.1 r	0.2 r
Israel	436	60.4	15.2 r	15.0 r	15.1 r	15.1 r	15.0 r	11.3	1.9 r	3.1 r	3.2 r	2.7 r	2.5 r
Japan	158	6.0	1.8 r	0.7 r	2.9 r	1.3 r	1.1 r	19.0	4.1 r	5.2 r	5.6 r	3.7 r	4.6 r
Korea, Republic of	542	355.9	114.3 r	100.1 r	81.7 r	92.2 r	81.8 r	1,128.0	282.8 r	281.9 r	282.1 r	281.8 r	282.2 r
New Zealand	196	0.3	0.0 r	0.0 r	0.2 r	0.0 r	0.0 r	0.2	0.0 r	0.1 r	0.0 r	0.0 r	0.0 r
Norway	142	2.8	0.6 r	0.6 r	0.5 r	0.6 r	1.1 r	39.4	0.4 r	1.1 r	1.2 r	37.0 r	0.2 r
Singapore	576	60.5	4.6 r	6.1 r	13.6 r	25.5 r	15.3 r	1.8	2.6 r	0.2 r	0.9 r	0.3 r	0.3 r
Sweden	144	2.8	0.5 r	0.7 r	0.7 r	0.2 r	1.3 r	3.1	13.0 r	0.3 r	0.3 r	1.7 r	0.8 r
Switzerland	146	1,421.4	355.3 r	355.7 r	355.1 r	355.2 r	355.3 r	59.4	23.4 r	12.3 r	10.4 r	17.0 r	19.6 r
Taiwan Prov.of China	528	2.3 e	0.3 e	1.0 e	0.2 e	0.9 e	0.2 e	8.0 e	2.0 e	1.1 e	3.1 e	1.5 e	2.3 e
United Kingdom	112	49.4	19.8 r	8.5 r	9.6 r	11.2 r	20.1 r	41.2	15.6 r	9.0 r	11.1 r	10.8 r	10.4 r
United States	111	71.4	13.9 r	14.6 r	20.6 r	13.4 r	22.8 r	114.7	15.7 r	19.3 r	53.1 r	8.1 r	34.2 r
Emerg. & Dev. Economies	200	2,514.2	578.4	665.6	625.7	623.3	599.6	5,046.4	1,419.0	1,015.0	1,245.0	1,383.2	1,403.1
Emerg. & Dev. Asia	505	143.3	51.7	27.2	38.6	22.3	55.3	345.6	105.2	72.4	92.3	81.4	99.5
American Samoa	859	0.3	0.1 r	0.1 r	0.1 r	0.1 r	0.1 r
Bangladesh	513	0.1	0.0 r	0.0 r	0.0 r	0.0 r	0.0 r	0.1	0.0 r	0.0 r	0.0 r	0.0 r	0.0 r
Cambodia	522	0.1	0.0 r	0.0 r	0.0 r	0.0 r	0.0 r	0.0	0.0 r	0.0 r	0.0 r	0.0 r	0.0 r
China,P.R.: Mainland	924	94.5	43.6 r	14.7 r	28.0 r	12.1 r	39.7 r	168.6	62.7 r	29.8 r	43.5 r	43.2 r	52.1 r
India	534	11.7	0.9 r	0.6 r	2.9 r	1.0 r	7.2 r	66.2	14.1 r	18.3 r	22.9 r	11.0 r	14.0 r
Indonesia	536	2.7	1.1 r	0.7 r	0.6 r	0.7 r	0.6 r	0.1	0.2 r	0.1 r	0.0 r	0.0 r	0.0 r
Kiribati	826	0.6	0.1 r	0.2 r	0.1 r	0.2 r	0.1 r
Malaysia	548	0.4	0.2 r	0.3 r	0.1 r	3.5	1.7 r	1.2 r	0.6 r	0.8 r	0.9 r
Marshall Islands	867	1.2	0.3 r	0.4 r	0.3 r	0.3 r	0.3 r	0.1	0.0 r	0.0 r	0.0 r	0.0 r	0.0 r
Sri Lanka	524	0.0	0.0 r	0.0 r	0.0 r	0.0 r	0.0 r	0.2	0.0 r	0.1 r	0.1 r
Thailand	578	5.4	0.0 r	2.6 r	0.3 r	1.2 r	1.3 r	3.5	0.8 r	1.8 r	0.6 r	0.3 r	0.8 r
Tuvalu	869	0.1	0.0 r	0.0 r	0.0 r	0.0 r	0.0 r
Vanuatu	846	3.1	0.6 r	0.9 r	0.7 r	0.8 r	0.7 r	96.6	24.0 r	19.8 r	23.0 r	24.3 r	29.5 r
Vietnam	582	23.2	4.7 r	6.7 r	5.4 r	5.8 r	5.2 r	1.4	0.3 r	0.3 r	0.3 r	0.4 r	0.4 r
Asia n.s.	598	5.3	1.3 r	1.1 r	1.3 r	1.3 r	1.6 r
Europe	170	29.2	6.3	8.2	6.8	7.4	6.8	136.3	75.2	13.7	39.0	44.3	39.3
Emerg. & Dev. Europe	903	28.5	6.0	8.0	6.7	7.4	6.4	115.9	42.8	13.4	38.7	25.4	38.5
Albania	914	0.1	0.0 r	0.0 r	0.0 r	0.0 r	0.0 r	0.1	0.0 r	0.0 r	0.0 r	0.0 r	0.0 r

Namibia (728)

In Millions of U.S. Dollars

		Exports (FOB)						Imports (CIF)					
		2016	2015Q4	2016Q1	2016Q2	2016Q3	2016Q4	2016	2015Q4	2016Q1	2016Q2	2016Q3	2016Q4
Bosnia and Herzegovina	963	0.8	0.2 r	0.2 r	0.2 r	0.2 r	0.2 r	0.0	0.0 r	0.0 r	0.0 r	0.0 r	0.0 r
Bulgaria	918	0.1	0.0 r	0.0 r	0.0 r	0.0 r	0.0 r	47.7	19.6 r	5.8 r	15.0 r	17.8 r	9.1 r
Croatia	960	0.2	0.1 r	0.1 r	0.1 r	0.0 r	0.0	0.0 r	0.0 r	0.0 r	0.0 r	0.0 r
Faroe Islands	816	0.2	0.0 r	0.1 r	0.0 r	0.1 r	0.0 r
Gibraltar	823	24.7	5.0 r	7.1 r	5.7 r	6.2 r	5.6 r	26.2	6.5 r	5.4 r	6.2 r	6.6 r	8.0 r
Hungary	944	0.2	0.0 r	0.0 r	0.1 r	0.0 r	0.1 r	0.1	0.0 r	0.0 r	0.1 r	0.0 r	0.0 r
Poland	964	1.5	0.5 r	0.3 r	0.5 r	0.5 r	0.3 r	0.9	0.1 r	0.1 r	0.1 r	0.1 r	0.6 r
Romania	968	0.1	0.0 r	0.0 r	0.0 r	0.0 r	0.0 r	0.2	0.0 r	0.0 r	0.1 r	0.1 r	0.1 r
Turkey	186	0.6	0.2 r	0.2 r	0.1 r	0.2 r	0.2 r	40.8	16.5 r	2.2 r	17.2 r	0.8 r	20.6 r
CIS	901	0.6	0.3	0.2	0.0	0.0	0.4	20.4	32.4	0.3	0.3	18.9	0.9
Armenia	911	0.4	0.2 r	0.0 r	0.0 r	0.4 r	0.1	0.1 r
Azerbaijan, Rep. of	912	0.1	0.0 r	0.0 r	0.0 r	0.0 r	0.0 r
Russian Federation	922	0.2	0.0 r	0.2 r	0.0 r	0.0 r	0.0 r	20.3	32.2 r	0.3 r	0.2 r	18.9 r	0.9 r
Ukraine	926	0.0 r	0.1 r
Mid East, N Africa, Pak	440	11.2	2.3	3.2	2.6	2.8	2.6	44.2	8.8	9.0	10.5	11.1	13.5
Algeria	612	0.1	0.0 r	0.0 r	0.0 r	0.0 r	0.0 r
Bahrain, Kingdom of	419	0.0	0.0 r	0.0 r	0.0 r	0.0 r	0.0 r	1.7	0.4 r	0.4 r	0.4 r	0.4 r	0.5 r
Kuwait	443	0.1	0.0 r	0.0 r	0.0 r	0.0 r	0.0 r	0.2	0.1 r	0.0 r	0.0 r	0.1 r	0.1 r
Lebanon	446	0.2	0.0 r	0.0 r	0.1 r	0.1 r	0.1 r	0.0	0.0 r
Libya	672	0.8	0.2 r	0.2 r	0.2 r	0.2 r	0.2 r
Morocco	686	0.0	0.0 r	0.0 r	0.0 r	0.0 r	0.0 r	22.9	3.7 r	4.7 r	5.5 r	5.8 r	7.0 r
Pakistan	564	0.4	0.1 r	0.1 r	0.1 r	0.1 r	0.1 r	0.4	0.1 r	0.1 r	0.1 r	0.1 r	0.1 r
Saudi Arabia	456	0.3	0.1 r	0.1 r	0.1 r	0.1 r	0.1 r	3.9	1.0 r	0.8 r	0.9 r	1.0 r	1.2 r
Tunisia	744	0.3	0.1 r	0.1 r	0.1 r	0.1 r	0.1 r
United Arab Emirates	466	9.1	1.9 r	2.6 r	2.1 r	2.3 r	2.1 r	14.8	3.5 r	3.0 r	3.5 r	3.7 r	4.6 r
Sub-Saharan Africa	603	2,137.6	478.3	571.5	532.8	542.2	491.1	4,167.6	1,142.9	849.6	1,019.8	1,159.2	1,138.9
Angola	614	379.1	75.9 r	108.6 r	88.0 r	96.0 r	86.5 r	7.6	2.1 r	1.7 r	1.8 r	1.9 r	2.2 r
Benin	638	2.8	0.6 r	0.8 r	0.7 r	0.7 r	0.6 r	0.0	0.0 r	0.0 r	0.0 r	0.0 r	0.0 r
Botswana	616	798.7	162.9 r	231.0 r	185.8 r	201.4 r	180.5 r	139.0	34.2 r	28.4 r	33.1 r	34.9 r	42.5 r
Cameroon	622	2.1	0.4 r	0.6 r	0.5 r	0.5 r	0.5 r	0.1	0.0 r	0.0 r	0.0 r	0.0 r	0.0 r
Central African Rep.	626	0.9	0.2 r	0.3 r	0.2 r	0.2 r	0.2 r
Comoros	632	0.3	0.1 r	0.1 r	0.1 r	0.1 r	0.1 r
Congo, Dem. Rep. of	636	84.0	17.1 r	24.3 r	19.5 r	21.2 r	19.0 r	177.3	44.0 r	36.4 r	42.3 r	44.6 r	54.1 r
Congo, Republic of	634	6.0	1.2 r	1.7 r	1.4 r	1.5 r	1.4 r	0.0	0.0 r	0.0 r	0.0 r	0.0 r	0.0 r
Equatorial Guinea	642	1.7	0.4 r	0.5 r	0.4 r	0.4 r	0.4 r
Gabon	646	0.5	0.1 r	0.1 r	0.1 r	0.1 r	0.1 r	0.0	0.0 r	0.0 r	0.0 r	0.0 r	0.0 r
Ghana	652	0.4	0.1 r	0.1 r	0.1 r	0.1 r	0.1 r	0.4	0.1 r	0.1 r	0.1 r	0.1 r	0.1 r
Guinea	656	0.0	0.0 r	0.0 r	0.0 r	0.0 r	0.0 r	0.5	0.1 r	0.1 r	0.1 r	0.1 r	0.2 r
Kenya	664	0.3	0.1 r	0.1 r	0.1 r	0.1 r	0.1 r	1.1	0.3 r	0.2 r	0.3 r	0.3 r	0.3 r
Lesotho	666	0.4	0.1 r	0.1 r	0.1 r	0.1 r	0.1 r	0.6	0.2 r	0.1 r	0.1 r	0.2 r	0.2 r
Liberia	668	0.8	0.2 r	0.2 r	0.2 r	0.2 r	0.2 r	0.0	0.0 r	0.0 r	0.0 r	0.0 r	0.0 r
Malawi	676	1.5	0.3 r	0.4 r	0.3 r	0.4 r	0.3 r	0.1	0.0 r	0.0 r	0.0 r	0.0 r	0.0 r
Mauritius	684	4.4	1.3 r	1.3 r	1.0 r	1.1 r	1.0 r	0.0 r
Mozambique	688	41.9	8.4 r	12.0 r	9.7 r	10.6 r	9.5 r	0.4	0.1 r	0.1 r	0.1 r	0.1 r	0.1 r
Niger	692	1.1	0.2 r	0.3 r	0.3 r	0.3 r	0.3 r	0.0	0.0 r	0.0 r	0.0 r	0.0 r	0.0 r
Nigeria	694	5.7	1.1 r	1.6 r	1.3 r	1.5 r	1.3 r	0.1	0.0 r	0.0 r	0.0 r	0.0 r	0.0 r
São Tomé & Príncipe	716	0.2	0.0 r	0.0 r	0.0 r	0.0 r	0.0 r	0.1	0.0 r	0.0 r	0.0 r	0.0 r	0.0 r
Seychelles	718	0.3	0.1 r	0.1 r	0.1 r	0.1 r	0.1 r	0.0	0.0 r	0.0 r	0.0 r	0.0 r	0.0 r
Sierra Leone	724	0.3	0.1 r	0.1 r	0.1 r	0.1 r	0.1 r	0.0	0.0 r	0.0 r	0.0 r	0.0 r	0.0 r
South Africa	199	562.5	131.7 r	128.0 r	161.3 r	138.9 r	134.2 r	3,743.9	1,042.9 r	759.3 r	921.4 r	1,055.5 r	1,007.7 r
Swaziland	734	24.8	5.1 r	7.2 r	5.8 r	6.3 r	5.6 r	18.9	4.8 r	3.9 r	4.5 r	4.7 r	5.7 r
Tanzania	738	1.5	0.3 r	0.4 r	0.4 r	0.4 r	0.3 r	30.1	7.5 r	6.2 r	7.2 r	7.6 r	9.2 r
Uganda	746	0.0	0.0 r	0.0 r	0.0 r	0.0 r	0.0 r	0.3	0.1 r	0.1 r	0.1 r	0.1 r	0.1 r
Zambia	754	182.5	64.2 r	42.1 r	47.8 r	51.5 r	41.1 r	42.4	5.4 r	12.0 r	7.4 r	8.0 r	15.1 r
Zimbabwe	698	32.9	6.4 r	9.3 r	7.6 r	8.4 r	7.6 r	3.8	0.9 r	0.8 r	0.9 r	0.9 r	1.2 r
Africa n.s.	799	0.8	0.2 r	0.2 r	0.2 r	0.2 r	0.3 r
Western Hemisphere	205	192.9	39.8	55.6	44.9	48.6	43.8	352.7	87.0	70.3	83.3	87.2	111.9
Antigua and Barbuda	311	0.4	0.1 r	0.1 r	0.1 r	0.1 r	0.1 r	3.0	0.7 r	0.6 r	0.7 r	0.8 r	0.9 r
Argentina	213	0.0	0.0 r	0.0 r	0.0 r	0.0 r	0.0 r	5.1	1.2 r	1.3 r	1.3 r	1.3 r	1.3 r
Bahamas, The	313	181.3	37.0 r	52.4 r	42.2 r	45.7 r	41.0 r	239.3	59.3 r	49.1 r	57.1 r	60.1 r	73.0 r

Namibia (728)

In Millions of U.S. Dollars

		Exports (FOB)						Imports (CIF)					
		2016	2015Q4	2016Q1	2016Q2	2016Q3	2016Q4	2016	2015Q4	2016Q1	2016Q2	2016Q3	2016Q4
Belize	339	0.9	0.2 r	0.3 r	0.2 r	0.2 r	0.2 r	7.7	1.9 r	1.6 r	1.8 r	1.9 r	2.3 r
Bermuda	319	0.1	0.0 r	0.0 r	0.0 r	0.0 r	0.0 r
Brazil	223	1.0	0.2 r	0.2 r	0.2 r	0.3 r	0.3 r	10.6	0.6 r	0.3 r	0.1 r	0.5 r	9.7 r
Chile	228	0.3	0.2 r	0.2 r	0.0 r	0.1 r	11.9	4.4 r	3.8 r	3.8 r	4.3 r
Curacao	354	0.1	0.0 r	0.0 r	0.0 r	0.0 r	0.0 r	0.0	0.0 r	0.0 r	0.0 r	0.0 r	0.0 r
Dominican Republic	243	0.2	0.0 r	0.1 r	0.0 r	0.0 r	0.0 r	0.1	0.0 r	0.0 r	0.0 r	0.0 r	0.0 r
Falkland Islands	323	0.9	0.2 r	0.3 r	0.2 r	0.2 r	0.2 r	7.4	1.8 r	1.5 r	1.8 r	1.9 r	2.3 r
Haiti	263	0.1	0.0 r	0.0 r	0.0 r	0.0 r	0.0 r
Mexico	273	0.0	0.0 r	0.0 r	0.0 r	0.0 r	0.0 r	2.7	0.7 r	0.7 r	0.7 r	0.7 r	0.7 r
Panama	283	6.4	1.6 r	1.6 r	1.6 r	1.6 r	1.6 r	43.1	10.8 r	10.8 r	10.8 r	10.8 r	10.8 r
Peru	293	21.1	5.2 r	4.3 r	5.0 r	5.3 r	6.4 r
St. Kitts and Nevis	361	0.3	0.1 r	0.1 r	0.1 r	0.1 r	0.1 r	0.2	0.0 r	0.0 r	0.0 r	0.0 r	0.1 r
St. Vincent & Grens.	364	0.7	0.2 r	0.2 r	0.2 r	0.2 r	0.2 r	0.1	0.0 r	0.0 r	0.0 r	0.0 r	0.0 r
Trinidad and Tobago	369	0.0	0.0 r	0.0 r	0.0 r	0.0 r	0.0 r	0.2	0.0 r	0.0 r	0.0 r	0.0 r	0.1 r
Uruguay	298	0.2	0.1 r	0.1 r	0.1 r	0.1 r	0.1 r
Western Hem. n.s.	399	0.1	0.0 r	0.0 r	0.0 r	0.0 r	0.0 r
Other Countries n.i.e	910	0.1	0.0	0.0	0.0	0.0	0.0	0.2	0.0	0.0	0.0	0.0	0.1
Cuba	928	0.1	0.0 r	0.0 r	0.0 r	0.0 r	0.0 r	0.0	0.0 r	0.0 r	0.0 r	0.0 r	0.0 r
Korea, Dem. People's Rep.	954	0.2	0.0 r	0.0 r	0.0 r	0.0 r	0.1 r
Countries & Areas n.s.	898	176.5	43.8 r	36.2 r	42.1 r	44.3 r	53.8 r
Memorandum Items													
Africa	605	2,137.8	478.4	571.5	532.9	542.2	491.2	4,190.8	1,146.6	854.4	1,025.4	1,165.1	1,146.0
Middle East	405	10.6	2.2	3.0	2.5	2.7	2.4	20.6	5.0	4.2	4.9	5.2	6.3
European Union	998	955.2	214.4	235.2	255.6	216.1	248.3	398.4	123.5	81.5	98.5	114.6	103.9
Export earnings: fuel	080	403.6	80.8	115.7	93.7	102.2	92.0	48.7	39.4	6.2	7.0	26.0	9.5
Export earnings: nonfuel	092	5,132.7	1,290.6	1,308.6	1,305.5	1,246.1	1,272.5	6,936.9	1,870.9	1,454.2	1,728.5	1,857.7	1,896.5

Nauru (836)

In Millions of U.S. Dollars

		Exports (FOB)						Imports (CIF)					
		2016	2015Q4	2016Q1	2016Q2	2016Q3	2016Q4	2016	2015Q4	2016Q1	2016Q2	2016Q3	2016Q4
IFS World	
World	001	35.0	9.8	12.7	11.1	4.7	6.4	64.3	26.6	20.5	19.4	8.5	15.8
Advanced Economies	110	17.6	0.6	9.0	6.3	0.5	1.7	42.4	17.8	16.1	13.9	1.7	10.6
Euro Area	163	0.1	0.0	0.0	0.0	0.0	0.0	0.3	0.1	0.1	0.0	0.1	0.1
Ireland	178	0.0 e	0.0 e	0.1 e	0.1 e	0.0 e	0.1 e	0.0 e
Italy	136	0.0 e	0.0 e	0.1 e	0.1 e	0.0 e	0.0 e
Australia	193	4.7 e	0.1 e	3.4 e	0.0 e	0.0 e	1.3 e	35.9 e	16.7 e	14.6 e	13.2 e	0.0 e	8.0 e
Canada	156	0.2 e	0.0 e	0.1 e	0.0 e	0.0 e	0.0 e	0.0 e
China,P.R.: Hong Kong	532	0.0 e	0.0 e	0.4 e	0.1 e	0.0 e	0.0 e	0.3 e	0.0 e
Japan	158	4.5 e	2.2 e	2.3 e	2.2 e	0.1 e	0.1 e	0.1 e	0.1 e	1.9 e
Korea, Republic of	542	3.9 e	0.1 e	3.1 e	0.7 e	0.0 e	0.0 e	0.3 e	0.1 e	0.1 e	0.0 e	0.1 e	0.0 e
New Zealand	196	3.0 e	0.0 e	0.0 e	3.0 e	0.0 e	0.0 e	1.2 e	0.1 e	0.6 e	0.0 e	0.3 e	0.2 e
Singapore	576	0.0 e	0.0 e	0.0 e	0.0 e	0.0 e	0.0 e	1.2 e	0.1 e	0.3 e	0.2 e	0.5 e	0.2 e
Taiwan Prov. of China	528	0.1 e	0.0 e	0.0 e	0.0 e	0.0 e	0.1 e	0.2 e	0.0 e	0.0 e	0.1 e	0.0 e	0.0 e
United Kingdom	112	0.0 e	0.2 e	0.0 e	0.0 e	0.0 e	0.0 e	0.2 e	0.1 e	0.1 e	0.1 e	0.1 e
United States	111	1.0 e	0.1 e	0.1 e	0.3 e	0.4 e	0.2 e	0.5 e	0.5 e	0.2 e	0.2 e	0.1 e	0.1 e
Emerg. & Dev. Economies	200	17.4	9.3	3.7	4.8	4.2	4.7	21.9	8.7	4.4	5.6	6.8	5.2
Emerg. & Dev. Asia	505	0.3	5.5	0.1	0.1	0.1	0.1	21.4	8.6	4.3	5.4	6.6	5.0
China,P.R.: Mainland	924	0.0 e	0.0 e	0.0 e	0.0 e	0.0 e	0.0 e	1.7 e	3.9 e	0.4 e	1.0 e	0.2 e	0.1 e
Fiji	819	0.0 e	0.0 e	0.0 e	0.0 e	0.0 e	0.0 e	18.5 e	4.3 e	3.5 e	4.0 e	6.2 e	4.7 e
India	534	0.0 e	5.4 e	0.0 e	0.0 e	0.0 e
Indonesia	536	0.0 e	0.0 e	0.0 e	0.0 e	0.0 e	0.0 e	0.3 e	0.2 e	0.1 e	0.1 e	0.1 e	0.1 e
Malaysia	548	0.4 e	0.0 e	0.1 e	0.2 e
Philippines	566	0.2 e	0.1 e	0.1 e	0.1 e	0.1 e	0.0 e
Solomon Islands	813	0.3 e	0.1 e	0.1 e	0.1 e	0.1 e	0.1 e
Thailand	578	0.0 e	0.0 e	0.0 e	0.0 e	0.1 e	0.0 e	0.1 e	0.1 e	0.0 e
Europe	170	0.1	0.1	0.0	0.0	0.0	0.1	0.0	0.0
Emerg. & Dev. Europe	903	0.1	0.0	0.0	0.0	0.0	0.0	0.0	0.0
Turkey	186	0.1 e	0.0 e	0.0 e	0.0 e	0.0 e
CIS	901	0.1	0.0	0.0	0.0	0.0	0.0
Kazakhstan	916	0.1 e	0.0 e	0.0 e	0.0 e	0.0 e	0.0 e
Mid East, N Africa, Pak	440	0.1	0.0	0.0	0.0	0.0	0.0	0.0	0.0	0.0	0.0	0.0	0.0
Sub-Saharan Africa	603	16.5	3.7	3.5	4.6	4.1	4.3	0.5	0.1	0.1	0.1	0.1	0.1
Kenya	664	0.1 e	0.0 e	0.0 e	0.0 e	0.0 e	0.0 e	0.5 e	0.1 e	0.1 e	0.1 e	0.1 e	0.1 e
Nigeria	694	16.1 e	3.6 e	3.5 e	4.5 e	4.0 e	4.2 e
Senegal	722	0.1 e	0.0 e	0.0 e	0.0 e	0.0 e
Tanzania	738	0.2 e	0.0 e	0.0 e	0.1 e	0.0 e	0.0 e
Western Hemisphere	205	0.3	0.0	0.0	0.0	0.0	0.3	0.0	0.0
Chile	228	0.2 e	0.2 e
Suriname	366	0.1 e	0.0 e	0.0 e	0.0 e	0.0 e	0.0 e
Memorandum Items													
Africa	605	16.5	3.7	3.6	4.6	4.1	4.3	0.5	0.1	0.1	0.1	0.1	0.1
Middle East	405	0.1	0.0	0.0	0.0	0.0	0.0	0.0	0.0	0.0	0.0	0.0	0.0
European Union	998	0.1	0.2	0.0	0.1	0.0	0.0	0.5	0.2	0.2	0.1	0.2	0.1
Export earnings: fuel	080	16.2	3.7	3.5	4.5	4.0	4.2	0.0	0.0	0.0	0.0	0.0	0.0
Export earnings: nonfuel	092	18.7	6.1	9.2	6.6	0.7	2.2	64.3	26.6	20.5	19.4	8.5	15.8

Nepal (558)

In Millions of U.S. Dollars

		Exports (FOB)						Imports (CIF)					
		2016	2015Q4	2016Q1	2016Q2	2016Q3	2016Q4	2016	2015Q4	2016Q1	2016Q2	2016Q3	2016Q4
IFS World	
World	001	637.5	133.4	151.6	161.7	172.0	152.1	7,914.3	1,038.7	1,915.6	2,188.4	1,808.1	2,002.2
Advanced Economies	110	183.4	47.3	41.0	44.6	52.2	45.6	600.9	147.7	137.6	177.0	136.2	150.0
Euro Area	163	55.9	14.8	11.7	14.7	14.6	14.8	170.6	37.4	40.1	50.3	49.4	30.9
Austria	122	2.5	0.6 r	0.3 r	0.6 r	0.8 r	0.8 r	6.8	0.8 r	1.3 r	2.0 r	0.6 r	2.9 r
Belgium	124	2.2	0.4 r	0.4 r	0.5 r	0.5 r	0.7 r	6.9	4.4 r	2.3 r	2.5 r	1.4 r	0.7 r
Cyprus	423	0.0	0.0 r	0.0 r	0.0 r	0.0 r	0.0 r	0.1	0.0 r	0.0 r	0.0 r	0.0 r	0.1 r
Finland	172	0.7	0.2 r	0.2 r	0.2 r	0.1 r	0.2 r	1.6	1.0 r	1.0 r	0.2 r	0.1 r	0.4 r
France	132	10.1	2.8 r	2.2 r	2.5 r	2.7 r	2.5 r	89.4	16.9 r	19.6 r	29.0 r	30.8 r	10.0 r
Germany	134	24.7	7.1 r	5.0 r	6.5 r	6.5 r	6.7 r	17.8	3.1 r	3.4 r	5.1 r	4.6 r	4.8 r
Greece	174	0.2	0.0 r	0.0 r	0.0 r	0.1 r	0.0 r	0.1	0.0 r	0.0 r	0.1 r	0.0 r	0.0 r
Ireland	178	0.2	0.0 r	0.1 r	0.0 r	0.1 r	0.1 r	3.1	0.5 r	0.7 r	0.9 r	0.9 r	0.7 r
Italy	136	9.1	2.0 r	2.1 r	2.4 r	2.3 r	2.2 r	19.5	3.2 r	3.7 r	4.1 r	6.8 r	4.9 r
Latvia	941	0.0	0.0 r	0.0 r	0.0 r	0.0 r	0.0 r	0.2	0.1 r	0.0 r	0.0 r	0.0 r	0.1 r
Lithuania	946	0.1	0.1 r	0.0 r	0.0 r	0.0 r	0.0 r	0.2	0.0 r	0.1 r	0.0 r	0.1 r	0.0 r
Luxembourg	137	0.0	0.0 r	0.0 r	0.0 r	0.0 r	0.0	0.1 r	0.0 r	0.0 r	0.0 r	0.0 r
Malta	181	0.0	0.0 r	0.0 r	0.0 r	0.0 r	0.0 r	0.4	0.2 r	0.1 r	0.0 r	0.1 r
Netherlands	138	3.0	0.7 r	0.8 r	0.7 r	0.7 r	0.8 r	16.0	5.0 r	5.3 r	3.8 r	2.5 r	4.4 r
Portugal	182	0.5	0.0 r	0.1 r	0.2 r	0.1 r	0.0 r	0.1	0.0 r	0.0 r	0.0 r	0.0 r	0.0 r
Slovak Republic	936	0.0	0.0 r	0.0 r	0.0 r	0.0 r	0.0 r	0.4	0.0 r	0.1 r	0.3 r	0.0 r	0.0 r
Slovenia	961	0.2	0.0 r	0.1 r	0.1 r	0.0 r	0.1 r	0.1	0.0 r	0.0 r	0.0 r	0.0 r	0.0 r
Spain	184	2.4	0.8 r	0.4 r	0.8 r	0.6 r	0.6 r	7.7	2.1 r	2.3 r	2.2 r	1.4 r	1.8 r
Australia	193	5.5	1.3 r	1.5 r	1.6 r	1.2 r	1.3 r	39.2	14.0 r	8.4 r	9.5 r	1.9 r	19.4 r
Canada	156	6.8	1.7 r	1.5 r	1.5 r	2.1 r	1.7 r	24.4	13.7 r	3.3 r	3.8 r	4.1 r	13.2 r
China,P.R.: Hong Kong	532	1.6	0.5 r	0.4 r	0.5 r	0.3 r	0.4 r	2.4	0.7 r	0.4 r	0.5 r	0.7 r	0.8 r
Czech Republic	935	1.0	0.2 r	0.1 r	0.3 r	0.3 r	0.3 r	3.0	0.1 r	0.8 r	0.9 r	0.7 r	0.6 r
Denmark	128	2.9	0.7 r	0.4 r	0.5 r	0.7 r	1.3 r	3.5	0.8 r	0.7 r	1.0 r	0.7 r	1.1 r
Iceland	176	0.1	0.0 r	0.0 r	0.0 r	0.0 r	0.0 r
Israel	436	11.3	1.3 r	0.4 r	9.9 r	1.0 r
Japan	158	7.4	1.4 r	0.9 r	2.0 r	3.0 r	1.5 r	60.9	10.0 r	12.0 r	11.9 r	17.8 r	19.2 r
Korea, Republic of	542	0.7	0.2 r	0.1 r	0.1 r	0.2 r	0.3 r	43.1	6.6 r	8.9 r	10.0 r	13.9 r	10.3 r
New Zealand	196	0.4	0.1 r	0.1 r	0.1 r	0.1 r	0.1 r	12.3	1.2 r	1.9 r	4.3 r	4.1 r	2.0 r
Norway	142	1.5	0.4 r	0.4 r	0.3 r	0.4 r	0.4 r	0.8	0.4 r	0.1 r	0.2 r	0.1 r	0.4 r
Singapore	576	1.5	0.3 r	0.6 r	0.3 r	0.3 r	0.3 r	29.7	8.2 r	5.3 r	6.8 r	9.6 r	8.0 r
Sweden	144	1.0	0.2 r	0.1 r	0.3 r	0.2 r	0.3 r	0.5	1.3 r	0.1 r	0.1 r	0.1 r	0.3 r
Switzerland	146	2.4	1.1 r	0.6 r	0.7 r	0.6 r	0.5 r	55.1	30.5 r	12.9 r	31.0 r	3.5 r	7.7 r
Taiwan Prov.of China	528	1.7	0.4 r	0.4 r	0.4 r	0.3 r	0.6 r	27.5	6.2 r	7.7 r	6.1 r	7.5 r	6.2 r
United Kingdom	112	20.0	5.7 r	5.0 r	4.4 r	6.1 r	4.6 r	16.8	3.6 r	3.2 r	5.3 r	4.2 r	4.1 r
United States	111	73.1	18.3 r	17.1 r	16.9 r	21.7 r	17.3 r	99.6	11.8 r	31.5 r	25.4 r	16.9 r	25.7 r
Emerg. & Dev. Economies	200	434.9	81.5	106.5	112.3	114.2	101.9	7,313.4	891.0	1,778.0	2,011.4	1,671.9	1,852.1
Emerg. & Dev. Asia	505	392.3	75.4	99.4	100.7	101.7	90.4	6,738.5	769.3	1,658.9	1,859.4	1,517.6	1,702.6
American Samoa	859	0.1	0.0 r	0.0 r	0.0 r	0.0 r	0.0 r	0.0	0.0 r	0.0 r	0.0 r	0.0 r	0.0 r
Bangladesh	513	7.1	1.7 r	1.5 r	1.8 r	2.1 r	1.7 r	11.5	5.7 r	2.0 r	3.0 r	3.3 r	3.2 r
Bhutan	514	1.6	0.4 r	0.3 r	0.4 r	0.5 r	0.4 r	2.8	0.6 r	0.5 r	0.7 r	0.8 r	0.8 r
Cambodia	522	0.1	0.0 r	0.0 r	0.0 r	0.0 r	0.0 r	0.1	0.0 r	0.0 r	0.0 r	0.0 r	0.0 r
China,P.R.: Mainland	924	11.9	2.1 r	2.6 r	3.1 r	3.6 r	2.6 r	817.4	166.4 r	145.8 r	237.4 r	238.8 r	195.4 r
F.T. New Caledonia	839	0.1	0.0 r	0.0 r	0.0 r	0.0 r	0.0 r	0.0	0.0 r	0.0 r	0.0 r	0.0 r	0.0 r
India	534	360.4	69.0 r	92.4 r	92.6 r	92.5 r	83.0 r	5,570.0	545.3 r	1,428.1 r	1,532.1 r	1,187.1 r	1,422.7 r
Indonesia	536	0.1	0.0 r	0.0 r	0.0 r	0.0 r	0.0 r	98.7	11.7 r	14.7 r	25.1 r	29.1 r	29.8 r
Lao People's Dem.Rep	544	0.0	0.0 r	0.0 r	0.0 r	0.0 r	0.0 r	1.4	0.3 r	0.2 r	0.4 r	0.4 r	0.4 r
Malaysia	548	1.5	0.6 r	0.4 r	0.4 r	0.4 r	0.4 r	66.7	11.5 r	27.0 r	16.2 r	12.1 r	11.5 r
Mongolia	948	0.0	0.0 r	0.0 r	0.0 r	0.0 r	0.0 r	0.1	0.0 r	0.0 r	0.0 r	0.0 r	0.0 r
Myanmar	518	0.0	0.0 r	0.0 r	0.0 r	0.0 r	0.0 r	8.1	1.8 r	1.5 r	2.2 r	2.3 r	2.1 r
Papua New Guinea	853	0.0	0.0 r	0.0 r	0.0 r	0.0 r	0.0 r	0.2	0.0 r	0.0 r	0.0 r	0.0 r	0.0 r
Philippines	566	0.0	0.0 r	0.0 r	0.0 r	0.0 r	0.0 r	0.0	0.4 r	0.0 r	0.0 r	0.0 r	0.0 r
Sri Lanka	524	4.6	0.4 r	1.1 r	1.2 r	1.1 r	1.1 r	1.0	0.0 r	0.1 r	0.1 r	0.4 r	0.4 r
Thailand	578	0.9	0.2 r	0.2 r	0.2 r	0.3 r	0.2 r	104.2	13.9 r	28.8 r	27.2 r	27.3 r	20.8 r
Vietnam	582	3.7	0.9 r	0.8 r	0.9 r	1.1 r	0.9 r	38.6	7.7 r	6.7 r	10.1 r	11.0 r	10.7 r
Asia n.s.	598	17.8	4.0 r	3.3 r	4.8 r	5.0 r	4.7 r

Nepal (558)

In Millions of U.S. Dollars

		Exports (FOB)						Imports (CIF)					
		2016	2015Q4	2016Q1	2016Q2	2016Q3	2016Q4	2016	2015Q4	2016Q1	2016Q2	2016Q3	2016Q4
Europe	170	26.7	3.0	4.0	7.7	8.0	7.0	68.2	17.4	16.7	20.2	16.2	15.0
Emerg. & Dev. Europe	903	26.2	2.9	3.9	7.6	7.9	6.8	12.9	8.7	3.9	3.7	3.1	2.2
Albania	914	0.1	0.0 r	0.0 r	0.0 r	0.0 r	0.0 r
Bulgaria	918	0.0	0.0 r	0.0 r	0.0 r	0.0 r	0.0 r	2.0	0.1 r	0.3 r	0.4 r	1.3 r	0.1 r
Croatia	960	0.1	0.0 r	0.0 r	0.0 r	0.0 r	0.0 r	0.0	0.0 r
Hungary	944	0.1	0.0 r	0.0 r	0.1 r	0.0 r	0.0 r	0.6	0.1 r	0.1 r	0.1 r	0.2 r	0.2 r
Poland	964	0.1	0.1 r	0.0 r	0.0 r	0.0 r	0.0 r	1.5	0.1 r	0.2 r	0.3 r	0.2 r	0.7 r
Romania	968	0.1	0.0 r	0.0 r	0.0 r	0.0 r	0.0 r	0.1	0.2 r	0.0 r	0.0 r	0.1 r	0.0 r
Turkey	186	25.7	2.8 r	3.8 r	7.4 r	7.8 r	6.6 r	8.7	8.2 r	3.3 r	2.9 r	1.3 r	1.1 r
CIS	901	0.5	0.0	0.1	0.1	0.1	0.2	55.2	8.7	12.8	16.5	13.1	12.8
Georgia	915	0.0	0.0 r	0.0 r	0.1	0.0 r	0.0 r	0.0 r	0.0 r	0.0 r
Russian Federation	922	0.4	0.0 r	0.1 r	0.1 r	0.1 r	0.1 r	4.1	1.6 r	0.6 r	0.8 r	1.7 r	1.0 r
Ukraine	926	0.1	0.0 r	0.0 r	0.0 r	0.0 r	0.1 r	51.1	7.0 r	12.2 r	15.7 r	11.4 r	11.8 r
Europe n.s.	884	0.1	0.0 r	0.0 r	0.0 r	0.0 r	0.0 r
Mid East, N Africa, Pak	440	12.6	2.8	2.6	3.1	3.7	3.1	302.4	60.9	54.0	79.7	85.6	83.0
Afghanistan, I.R. of	512	9.5	2.3 r	2.0 r	2.4 r	2.8 r	2.3 r	0.1	0.0 r	0.0 r	0.0 r	0.0 r	0.0 r
Algeria	612	0.0	0.0 r	0.0 r	0.0 r	0.0 r	0.0 r	0.1	0.0 r	0.0 r	0.0 r	0.0 r	0.0 r
Bahrain, Kingdom of	419	0.1	0.0 r	0.0 r	0.0 r	0.0 r	0.0 r	0.3	0.1 r	0.0 r	0.1 r	0.1 r	0.1 r
Egypt	469	0.0	0.0 r	0.0 r	0.0 r	0.0 r	0.0 r	5.3	0.6 r	0.9 r	1.4 r	1.5 r	1.5 r
Iran, I.R. of	429	0.3	0.1 r	0.1 r	0.1 r	0.1 r	0.1 r
Jordan	439	0.1	0.0 r	0.0 r	0.1 r	0.0 r	0.9	0.1 r	0.3 r	0.2 r	0.2 r	0.2 r
Kuwait	443	0.1	0.0 r	0.0 r	0.0 r	0.0 r	0.0 r	0.3	0.1 r	0.0 r	0.1 r	0.1 r	0.1 r
Lebanon	446	0.1	0.0 r	0.0 r	0.0 r	0.0 r	0.0 r	0.1	0.0 r	0.1 r
Libya	672	0.1	0.0 r	0.0 r	0.0 r	0.0 r	0.0 r
Mauritania	682	0.1	0.0 r	0.0 r	0.0 r	0.0 r	0.0 r
Morocco	686	0.1	0.0 r	0.0 r	0.0 r	0.0 r	0.0 r	0.1	0.0 r	0.0 r	0.0 r	0.0 r	0.0 r
Oman	449	0.0	0.0 r	0.0 r	0.0 r	0.0 r	0.0 r	0.6	0.1 r	0.1 r	0.2 r	0.2 r	0.2 r
Pakistan	564	0.4	0.0 r	0.1 r	0.1 r	0.1 r	0.1 r	4.5	0.7 r	1.1 r	1.1 r	1.1 r	1.1 r
Qatar	453	0.0	0.0 r	0.0 r	0.0 r	0.0 r	0.0 r	3.8	0.7 r	0.6 r	1.0 r	1.1 r	1.1 r
Saudi Arabia	456	0.1	0.0 r	0.0 r	0.0 r	0.0 r	0.0 r	41.6	9.7 r	8.0 r	11.3 r	11.6 r	10.7 r
Sudan	732	0.0	0.0 r	0.0 r	0.0 r	0.0 r	0.0 r	1.5	0.4 r	0.4 r	0.4 r	0.4 r	0.4 r
Tunisia	744	0.0	0.0 r	0.0 r	0.0 r	0.0 r	0.0 r	0.2	0.1 r	0.1 r	0.1 r	0.1 r	0.1 r
United Arab Emirates	466	2.1	0.4 r	0.4 r	0.5 r	0.6 r	0.6 r	242.6	48.4 r	42.3 r	63.7 r	69.2 r	67.4 r
Sub-Saharan Africa	603	0.7	0.1	0.1	0.2	0.2	0.1	55.7	8.0	13.3	14.1	14.4	13.8
Angola	614	0.1	0.0 r	0.0 r	0.0 r	0.0 r	0.0 r
Guinea	656	0.1	0.0 r	0.0 r	0.0 r	0.0 r	0.0 r
Kenya	664	0.0	0.0 r	0.0 r	0.0 r	0.0 r	0.0 r	0.2	0.0 r	0.0 r	0.0 r	0.1 r	0.1 r
Madagascar	674	0.4	0.1 r	0.1 r	0.1 r	0.1 r	0.1 r
Mali	678	0.1	0.0 r	0.0 r	0.0 r	0.0 r	0.0 r
Mozambique	688	0.0	0.0 r	0.0 r	0.0 r	0.0 r	0.0 r	1.5	0.3 r	0.3 r	0.4 r	0.4 r	0.4 r
Namibia	728	0.0	0.0 r	0.0 r	0.0 r	0.0 r	0.0 r	0.1	0.0 r	0.0 r	0.0 r	0.0 r	0.0 r
South Africa	199	0.5	0.1 r	0.1 r	0.2 r	0.1 r	0.1 r	52.8	7.4 r	12.8 r	13.3 r	13.6 r	13.0 r
Tanzania	738	0.0	0.0 r	0.0 r	0.0 r	0.0 r	0.0 r	0.2	0.0 r	0.0 r	0.1 r	0.1 r	0.1 r
Uganda	746	0.0	0.0 r	0.0 r	0.0 r	0.0 r	0.0 r	0.1	0.0 r	0.0 r	0.0 r	0.0 r	0.0 r
Western Hemisphere	205	2.6	0.2	0.4	0.5	0.5	1.3	148.7	35.4	35.0	38.0	38.1	37.7
Argentina	213	71.1	17.8 r	17.8 r	17.8 r	17.8 r	17.8 r
Brazil	223	0.6	0.0 r	0.2 r	0.2 r	0.2 r	0.0 r	46.2	11.4 r	11.3 r	12.0 r	11.5 r	11.4 r
Chile	228	1.5	0.0 r	0.0 r	0.0 r	0.2 r	1.2 r	1.0	0.2 r	0.3 r	0.2 r	0.3 r	0.2 r
Colombia	233	0.0	0.0 r	0.0 r	0.0 r	0.0 r	0.0 r	0.1 r
Costa Rica	238	0.0	0.0 r	0.0 r	0.0 r	0.0 r	0.0 r	0.1	0.0 r	0.0 r	0.0 r	0.0 r	0.0 r
Dominican Republic	243	0.2	0.0 r	0.0 r	0.1 r	0.1 r	0.1 r
Ecuador	248	0.0	0.0 r	0.0 r	0.0 r	0.0 r	0.0 r	1.7	0.1 r	0.4 r	0.4 r	0.4 r	0.4 r
El Salvador	253	0.2	0.1 r	0.2 r	0.0	0.0 r	0.0 r	0.0 r	0.0 r	0.0 r
Guatemala	258	2.1	0.4 r	0.4 r	0.6 r	0.6 r	0.6 r
Mexico	273	0.3	0.1 r	0.1 r	0.1 r	0.1 r	0.1 r	1.7	0.4 r	0.4 r	0.4 r	0.4 r	0.4 r
Nicaragua	278	0.1	0.0 r	0.0 r	0.0 r	0.0 r	0.0 r
Paraguay	288	0.0	0.0 r	0.0 r	0.0 r	0.0 r	0.0 r	23.2	4.6 r	4.0 r	6.1 r	6.6 r	6.5 r
Peru	293	0.0	0.0 r	0.0 r	0.0 r	0.0 r	0.0 r	0.3	0.1 r	0.1 r	0.1 r	0.1 r	0.1 r
Uruguay	298	0.0	0.0 r	0.0 r	0.0 r	0.0 r	0.0 r	0.7	0.2 r	0.2 r	0.2 r	0.2 r	0.2 r
Countries & Areas n.s.	898	19.3	4.6 r	4.1 r	4.9 r	5.6 r	4.7 r

Nepal (558)

In Millions of U.S. Dollars

		Exports (FOB)						Imports (CIF)					
		2016	2015Q4	2016Q1	2016Q2	2016Q3	2016Q4	2016	2015Q4	2016Q1	2016Q2	2016Q3	2016Q4
Memorandum Items													
Africa	605	0.7	0.2	0.2	0.2	0.2	0.2	57.6	8.5	13.8	14.6	14.9	14.3
Middle East	405	2.6	0.5	0.5	0.6	0.8	0.7	295.8	59.8	52.4	78.1	84.0	81.3
European Union	998	81.1	21.7	17.4	20.3	22.0	21.4	198.7	43.6	45.4	58.3	56.8	38.1
Export earnings: fuel	080	3.0	0.5	0.6	0.7	0.9	0.8	295.5	60.9	52.2	77.7	84.4	81.2
Export earnings: nonfuel	092	634.5	132.9	151.1	161.0	171.1	151.3	7,618.8	977.7	1,863.4	2,110.8	1,723.7	1,921.0

Netherlands (138)

In Millions of U.S. Dollars

		Exports (FOB)						Imports (CIF)					
		2016	2015Q4	2016Q1	2016Q2	2016Q3	2016Q4	2016	2015Q4	2016Q1	2016Q2	2016Q3	2016Q4
IFS World		511,879.3	117,647.4	147,422.7	121,729.6	118,608.0	123,954.3	420,969.1	106,779.4	100,543.8	107,418.6	105,379.6	107,627.1
World	001	569,430.1	143,611.3	135,248.1	142,951.7	140,751.2	150,479.1	504,309.3	129,255.7	119,578.9	126,733.0	125,726.8	132,270.6
Advanced Economies	110	468,546.7	117,887.2	112,209.2	116,270.1	116,016.4	124,051.0	320,599.0	81,902.7	77,708.5	82,730.9	78,520.0	81,639.5
Euro Area	163	321,951.1	81,002.6	77,620.3	80,191.6	78,676.9	85,462.3	178,154.2	44,857.7	42,569.2	45,849.7	44,146.8	45,588.5
Austria	122	7,256.5	1,728.5	1,725.8	1,788.4	1,854.9	1,887.3	2,537.5	629.8	637.8	663.6	636.4	599.7
Belgium	124	60,674.8	15,486.4	14,430.9	15,549.1	14,759.0	15,935.8	42,479.6	10,929.1	9,934.0	11,063.2	10,547.6	10,934.8
Cyprus	423	432.6	101.1	98.6	109.0	103.3	121.7	68.1	23.9	16.6	20.7	15.9	14.9
Estonia	939	938.9	206.6	229.2	243.9	227.3	238.5	308.7	79.2	64.4	69.5	69.0	105.9
Finland	172	5,494.2	1,414.9	1,328.0	1,365.7	1,383.1	1,417.3	4,090.5	1,014.0	994.2	972.4	941.0	1,182.9
France	132	49,923.3	12,583.3	12,083.8	12,201.1	11,991.6	13,646.8	17,766.4	4,774.2	4,291.4	4,556.3	4,451.6	4,467.0
Germany	134	137,241.8	34,234.1	33,513.1	33,931.9	33,962.1	35,834.6	77,099.8	18,769.3	18,412.1	19,746.3	19,291.2	19,650.2
Greece	174	2,759.0	662.1	624.1	722.8	697.9	714.1	611.2	125.1	137.1	159.2	145.1	169.9
Ireland	178	4,728.3	1,204.5	1,215.7	1,206.0	1,114.0	1,192.6	6,608.2	1,786.1	1,615.1	1,732.1	1,630.4	1,630.7
Italy	136	23,896.8	6,219.9	5,798.6	5,803.1	5,677.7	6,617.3	10,618.4	2,660.6	2,532.0	2,783.4	2,582.4	2,720.5
Latvia	941	648.2	150.8	154.5	173.3	150.1	170.4	530.4	104.0	94.2	134.9	126.1	175.1
Lithuania	946	1,212.6	296.7	283.1	295.5	279.5	354.5	828.0	258.0	230.9	198.0	216.2	183.0
Luxembourg	137	1,427.7	343.7	324.6	348.2	341.8	413.1	1,087.0	242.5	253.5	272.5	299.0	262.0
Malta	181	356.2	115.4	76.0	94.4	111.3	74.5	93.5	11.5	16.0	15.8	40.5	21.3
Portugal	182	3,985.3	955.3	957.3	1,018.1	984.4	1,025.5	2,006.6	526.4	549.8	461.4	499.6	495.7
Slovak Republic	936	2,043.2	545.4	470.0	531.8	525.7	515.8	2,026.2	528.1	423.6	502.4	525.0	575.3
Slovenia	961	1,076.6	241.3	245.7	263.2	272.9	294.8	493.2	115.3	117.3	126.8	121.2	128.0
Spain	184	17,855.0	4,512.6	4,061.3	4,546.0	4,240.2	5,007.6	8,900.8	2,280.6	2,249.3	2,371.2	2,008.7	2,271.7
Australia	193	2,679.7	641.5	586.1	648.9	701.4	743.3	1,791.5	448.4	416.6	360.5	410.2	604.2
Canada	156	3,432.6	710.2	582.2	1,010.2	966.3	873.9	2,201.1	663.3	536.5	528.5	567.6	568.6
China,P.R.: Hong Kong	532	2,467.5	672.7	611.1	591.5	642.1	622.7	6,138.9	1,856.6	1,383.0	1,397.2	1,545.0	1,813.7
China,P.R.: Macao	546	22.4	8.4	7.1	3.7	4.4	7.2	6.0	2.1	1.8	1.9	1.4	1.0
Czech Republic	935	9,657.6	2,451.2	2,314.6	2,386.7	2,371.8	2,584.5	5,971.3	1,566.2	1,421.5	1,479.3	1,375.3	1,695.1
Denmark	128	7,616.7	2,023.2	1,875.9	1,869.6	1,873.5	1,997.7	3,827.9	1,104.8	943.1	957.1	955.4	972.4
Iceland	176	664.7	149.1	147.4	166.9	159.9	190.5	1,938.6	491.6	513.3	487.9	443.7	493.6
Israel	436	2,553.0	585.6	511.7	581.6	622.8	836.8	4,935.4	1,024.7	1,305.9	1,348.8	1,157.3	1,123.3
Japan	158	3,795.8	1,080.7	873.4	886.0	1,043.0	993.5	11,115.0	2,896.1	2,829.3	2,847.6	2,622.4	2,815.8
Korea, Republic of	542	4,647.6	1,394.0	1,233.8	1,134.9	1,095.4	1,183.4	4,564.4	1,012.2	1,051.4	1,088.2	1,190.0	1,234.8
New Zealand	196	472.8	109.2	105.5	118.7	128.4	120.2	595.7	121.4	142.7	202.0	142.2	108.7
Norway	142	4,739.1	1,089.6	1,102.5	1,184.3	1,122.4	1,329.9	11,804.0	3,429.6	2,897.4	3,169.6	2,756.7	2,980.3
San Marino	135	19.1	4.7	7.3	4.7	5.0	2.2	3.2	0.5	0.4	0.6	1.1	1.0
Singapore	576	5,647.7	1,118.7	1,434.8	1,382.1	1,312.6	1,518.2	5,178.0	1,307.9	1,153.6	1,325.9	1,232.4	1,466.2
Sweden	144	12,619.4	3,578.2	3,056.6	2,977.0	3,139.2	3,446.6	7,817.9	2,091.9	2,070.0	1,989.8	1,713.4	2,044.7
Switzerland	146	7,252.9	1,924.2	1,740.2	1,769.7	1,757.1	1,985.9	3,506.2	773.9	859.3	821.8	911.3	913.9
Taiwan Prov.of China	528	4,199.5	642.0	765.6	997.8	1,432.8	1,003.3	4,375.3	1,113.2	1,079.3	1,119.6	1,092.5	1,083.8
United Kingdom	112	53,669.5	13,429.4	13,204.9	13,223.4	13,547.6	13,693.6	26,680.3	6,671.4	6,520.3	6,745.5	6,905.6	6,508.9
United States	111	20,437.1	5,271.9	4,428.2	5,140.1	5,413.6	5,455.2	39,994.0	10,469.2	10,013.7	11,009.6	9,349.8	9,621.0
Vatican	187	1.0	0.2	0.2	0.7	0.1	0.1	0.0	0.0
Emerg. & Dev. Economies	200	93,749.8	24,382.2	21,803.4	24,085.4	22,957.6	24,903.4	180,507.4	46,840.2	41,326.8	43,404.2	46,236.4	49,540.0
Emerg. & Dev. Asia	505	19,662.7	4,971.5	4,706.8	4,941.2	4,818.8	5,195.9	98,247.8	27,182.9	23,326.5	22,083.7	24,820.4	28,017.2
American Samoa	859	0.1	0.0	0.1	0.0	0.0	5.7	0.0	4.5	1.2
Bangladesh	513	220.6	55.4	56.7	49.9	56.7	57.3	2,488.4	484.2	608.8	590.9	717.6	571.1
Bhutan	514	0.3	0.9	0.1	0.2	0.1	0.0	1.1	0.6	0.6	0.1	0.4
Brunei Darussalam	516	30.7	5.6	6.3	6.4	13.7	4.4	1.0	0.0	0.8	0.1	0.1	0.0
Cambodia	522	25.3	6.7	5.0	6.0	6.5	7.7	613.6	132.2	142.1	123.2	200.2	148.1
China,P.R.: Mainland	924	11,753.4	2,932.7	2,767.8	2,899.7	2,850.7	3,235.2	71,038.7	20,878.6	16,687.7	15,227.9	18,039.9	21,083.2
Fiji	819	6.1	0.9	1.2	2.0	1.7	1.2	20.1	1.2	1.0	0.7	10.4	8.0
F.T. French Polynesia	887	16.8	3.8	3.7	3.5	4.7	4.9	1.5	0.4	0.2	0.2	0.2	0.8
F.T. New Caledonia	839	14.3	3.6	3.4	4.0	3.9	2.9	2.2	0.4	0.4	0.3	1.1	0.4
Guam	829	4.7	0.6	1.3	1.7	0.8	0.9	0.0	0.0	0.0	0.0	0.0
India	534	2,054.4	558.2	493.9	530.5	521.3	508.7	4,118.3	895.6	1,150.9	994.2	875.9	1,097.3
Indonesia	536	1,110.4	247.3	238.8	291.5	234.8	345.3	3,282.7	821.3	788.1	846.6	825.8	822.2
Kiribati	826	0.2	0.0	0.1	0.0	0.1	0.0
Lao People's Dem.Rep	544	4.7	1.6	0.6	0.9	1.6	1.5	18.4	4.4	5.5	3.9	5.2	3.9
Malaysia	548	1,353.6	351.1	399.9	330.7	308.2	314.7	5,760.3	1,435.4	1,287.9	1,456.9	1,447.6	1,567.8
Maldives	556	16.2	3.1	3.1	4.0	3.5	5.7	3.3	1.7	1.3	1.1	0.3	0.6

Netherlands (138)

In Millions of U.S. Dollars

		Exports (FOB)						Imports (CIF)					
		2016	2015Q4	2016Q1	2016Q2	2016Q3	2016Q4	2016	2015Q4	2016Q1	2016Q2	2016Q3	2016Q4
Marshall Islands	867	0.8	0.0	0.1	0.2	0.3	0.2	12.8	0.0	0.4	0.5	11.8	0.0
Micronesia	868	0.1	0.0	0.0	0.0	0.0	0.0	0.0	0.0	0.0	0.0
Mongolia	948	17.9	3.6	2.2	3.5	7.0	5.2	1.3	0.7	0.0	0.0	0.0	1.2
Myanmar	518	30.7	6.5	8.2	8.4	5.7	8.5	149.5	23.0	23.9	32.9	46.4	46.3
Nepal	558	19.0	5.8	6.2	4.5	3.1	5.3	4.7	1.0	1.3	1.1	1.1	1.2
Palau	565	0.1	0.0	0.0	0.0	0.0	0.0	0.0	0.0	0.0
Papua New Guinea	853	11.6	5.7	3.2	3.4	1.8	3.2	194.9	19.4	20.2	65.7	63.2	45.7
Philippines	566	606.5	136.9	143.0	163.8	171.5	128.2	1,914.1	531.3	512.5	598.9	401.0	401.7
Samoa	862	0.2	0.0	0.0	0.0	0.1	0.1	0.1	0.0	0.0
Solomon Islands	813	0.8	0.3	0.3	0.2	0.1	0.2	8.2	1.9	0.4	4.0	0.9	2.9
Sri Lanka	524	126.5	55.5	36.5	39.6	27.9	22.5	199.8	44.3	49.5	49.1	52.1	49.1
Thailand	578	1,237.2	330.3	316.6	301.6	320.7	298.2	4,035.7	971.4	1,015.3	1,013.4	980.1	1,026.9
Timor-Leste	537	1.9	0.7	0.3	0.1	0.3	1.2	0.0	0.6	0.0	0.0
Tonga	866	16.0	0.0	0.0	15.9	0.0	0.1	0.0	0.0	0.0	0.0
Vanuatu	846	0.5	0.1	0.2	0.1	0.0	0.2	0.6	0.2	0.0	0.2	0.2	0.2
Vietnam	582	976.0	252.7	207.0	266.8	270.6	231.6	4,370.5	933.1	1,027.6	1,071.2	1,134.4	1,137.4
Asia n.s.	598	5.3	1.6	1.1	2.1	1.3	0.8	0.5	0.0	0.1	0.3	0.0	0.0
Europe	170	38,473.5	9,954.7	9,143.1	9,890.4	9,385.6	10,054.4	40,789.5	9,199.4	9,264.6	10,282.1	9,961.2	11,281.6
Emerg. & Dev. Europe	903	31,208.0	7,924.6	7,528.5	8,072.3	7,568.3	8,039.0	18,871.4	4,814.7	4,535.9	4,620.3	4,685.2	5,029.9
Albania	914	64.0	18.6	11.3	21.7	15.5	15.5	12.1	1.6	3.4	2.7	2.4	3.5
Bosnia and Herzegovina	963	176.0	42.8	40.5	40.4	45.0	50.1	101.4	21.5	23.2	23.6	25.3	29.2
Bulgaria	918	1,208.5	282.6	300.3	294.2	288.9	325.0	701.1	166.8	142.4	155.3	184.4	219.0
Croatia	960	765.6	185.9	176.7	205.3	192.3	191.3	379.4	49.6	61.9	84.2	145.1	88.2
Faroe Islands	816	17.9	6.0	4.5	4.4	5.1	3.9	68.1	16.9	13.1	14.6	18.5	21.9
Gibraltar	823	571.9	152.1	191.1	233.1	112.5	35.2	49.5	0.6	1.4	25.9	9.6	12.5
Hungary	944	4,809.1	1,185.9	1,172.8	1,215.9	1,136.3	1,284.1	2,625.8	770.9	543.3	632.6	658.4	791.5
Kosovo	967	26.7	6.4	7.1	7.3	5.4	6.9	12.8	3.3	3.3	3.3	2.7	3.5
Macedonia, FYR	962	116.0	24.7	26.9	30.0	27.2	31.9	67.1	13.8	16.1	15.3	19.7	16.0
Montenegro	943	46.2	11.5	12.8	10.8	10.6	11.9	3.2	0.3	0.6	0.5	0.6	1.4
Poland	964	13,617.3	3,422.2	3,284.7	3,415.2	3,395.1	3,522.2	9,048.5	2,203.9	2,193.8	2,215.1	2,189.3	2,450.3
Romania	968	3,118.2	729.0	739.8	851.0	741.8	785.6	1,363.7	462.8	325.7	315.1	364.8	358.1
Serbia, Republic of	942	478.7	111.1	108.8	121.8	114.3	133.8	169.1	31.3	35.0	40.6	48.7	44.9
Turkey	186	6,191.9	1,745.9	1,451.2	1,621.1	1,478.1	1,641.5	4,269.8	1,071.4	1,172.6	1,091.5	1,015.7	989.9
CIS	901	7,247.5	2,025.8	1,610.2	1,815.1	1,812.7	2,009.6	21,917.1	4,384.6	4,728.4	5,661.7	5,275.8	6,251.2
Armenia	911	32.8	10.4	8.2	8.1	8.5	8.1	52.5	7.3	9.3	11.3	12.2	19.8
Azerbaijan, Rep. of	912	138.4	45.9	34.0	34.5	30.5	39.4	4.0	0.9	0.9	1.0	1.3	0.8
Belarus	913	223.1	60.0	50.6	50.5	49.9	72.0	173.3	34.4	51.3	39.5	44.9	37.5
Georgia	915	135.6	30.0	25.1	26.5	46.9	37.1	53.4	10.9	12.9	16.1	13.6	10.9
Kazakhstan	916	434.5	98.6	114.0	132.3	90.3	97.8	266.1	46.6	55.9	95.0	53.4	61.7
Kyrgyz Republic	917	16.9	5.6	4.4	5.7	3.7	3.0	3.6	0.5	0.8	1.1	1.0	0.7
Moldova	921	76.7	21.4	16.4	19.4	17.1	23.8	20.0	5.6	5.1	4.7	3.7	6.5
Russian Federation	922	5,195.0	1,472.7	1,147.6	1,301.5	1,301.3	1,444.6	20,422.8	3,984.4	4,346.9	5,272.0	4,920.6	5,883.3
Tajikistan	923	11.6	2.6	2.0	3.0	2.8	3.9	1.2	1.4	0.4	0.3	0.3	0.2
Turkmenistan	925	47.3	26.4	6.4	10.4	14.4	16.1	0.9	0.6	0.1	0.6	0.1	0.1
Ukraine	926	859.9	227.9	184.5	199.3	227.2	248.9	913.5	291.2	243.9	217.9	223.8	227.9
Uzbekistan	927	75.8	24.3	17.0	23.9	20.1	14.9	5.7	0.7	1.0	2.2	0.9	1.6
Europe n.s.	884	17.9	4.4	4.4	3.0	4.6	5.9	1.0	0.1	0.3	0.1	0.2	0.5
Mid East, N Africa, Pak	440	14,847.4	4,149.5	3,558.9	3,726.0	3,503.0	4,059.5	12,407.1	2,927.6	2,414.8	3,179.3	3,477.7	3,335.4
Afghanistan, I.R. of	512	38.9	13.6	9.0	9.9	9.2	10.8	0.8	0.3	0.3	0.1	0.1	0.4
Algeria	612	955.5	339.2	195.1	229.6	277.9	253.0	955.9	338.5	141.7	252.8	268.4	293.0
Bahrain, Kingdom of	419	179.8	48.1	50.4	41.6	49.5	38.3	95.8	62.4	19.7	23.5	36.1	16.5
Djibouti	611	37.7	8.4	10.2	10.8	8.1	8.6	4.9	1.2	1.3	0.7	0.8	2.1
Egypt	469	1,548.1	424.8	344.0	421.0	328.1	455.0	348.9	55.8	95.3	132.2	63.0	58.4
Iran, I.R. of	429	791.8	156.0	202.9	203.3	196.7	189.0	556.8	10.0	18.0	193.2	305.5	40.1
Iraq	433	396.3	91.6	74.0	86.9	94.5	140.9	1,900.6	400.6	321.2	370.2	514.5	694.7
Jordan	439	331.5	96.0	78.5	97.0	86.3	69.8	54.2	17.1	11.9	14.5	10.8	17.0
Kuwait	443	612.3	228.5	170.5	148.2	130.6	162.9	1,152.9	550.4	296.5	151.7	328.0	376.7
Lebanon	446	378.4	95.4	89.7	96.3	91.6	100.8	71.8	13.7	16.8	19.0	18.4	17.6
Libya	672	184.9	69.4	78.8	30.9	33.5	41.8	313.6	156.3	63.4	86.0	62.4	101.8
Mauritania	682	95.4	32.6	34.3	18.1	18.1	24.8	38.5	10.8	11.3	15.3	8.9	3.1

Netherlands (138)

In Millions of U.S. Dollars

		Exports (FOB)						Imports (CIF)					
		2016	2015Q4	2016Q1	2016Q2	2016Q3	2016Q4	2016	2015Q4	2016Q1	2016Q2	2016Q3	2016Q4
Morocco	686	1,163.8	235.1	230.1	284.9	303.8	345.0	434.0	126.3	132.4	117.4	76.8	107.4
Oman	449	394.6	136.2	67.8	95.4	128.5	102.8	100.4	24.7	19.0	12.4	18.8	50.3
Pakistan	564	603.2	109.0	102.7	122.4	100.1	277.9	610.2	126.5	154.5	157.1	160.4	138.3
Qatar	453	488.3	136.9	119.6	135.4	100.0	133.3	512.6	128.1	87.4	181.3	89.5	154.5
Saudi Arabia	456	2,592.9	813.2	742.8	674.6	607.4	568.1	3,316.7	587.8	552.4	870.4	1,067.2	826.8
Somalia	726	11.4	2.9	2.7	3.3	3.2	2.2	0.3	0.0	0.0	0.3
Sudan	732	71.3	31.5	15.4	17.3	23.6	15.0	21.6	8.5	3.4	7.4	10.5	0.2
Syrian Arab Republic	463	55.1	19.0	10.3	9.6	6.2	29.0	6.2	1.3	1.8	1.6	1.3	1.5
Tunisia	744	327.6	93.4	72.0	109.8	68.4	77.4	184.1	37.7	58.4	41.4	33.9	50.4
United Arab Emirates	466	3,508.5	946.9	834.9	857.4	818.8	997.4	1,718.8	269.1	406.9	529.4	400.3	382.3
West Bank and Gaza	487	22.9	4.9	5.4	7.2	5.6	4.7	3.0	1.0	0.9	1.0	0.0
Yemen, Republic of	474	57.3	17.1	17.9	15.2	13.3	11.0	4.4	0.4	0.1	1.0	1.2	2.0
Sub-Saharan Africa	603	9,243.7	2,859.7	2,101.0	2,527.2	2,363.6	2,252.0	10,040.4	3,136.2	2,019.7	2,828.6	2,790.5	2,401.6
Angola	614	186.6	56.8	45.2	36.0	47.9	57.5	263.9	211.2	52.5	50.0	158.4	3.1
Benin	638	97.6	24.5	30.0	25.9	14.8	26.9	4.4	0.6	1.5	1.1	0.9	0.9
Botswana	616	10.3	5.2	1.1	1.6	6.3	1.3	4.4	0.5	0.8	1.1	1.0	1.5
Burkina Faso	748	52.9	20.9	18.5	11.4	11.5	11.5	13.4	1.6	1.6	5.3	4.3	2.2
Burundi	618	7.2	2.5	1.1	1.4	2.8	1.9	0.0	0.0	0.0	0.0	0.0	0.0
Cabo Verde	624	36.2	14.1	8.2	8.1	6.5	13.5	0.2	0.1	0.0	0.0	0.1	0.1
Cameroon	622	131.6	25.5	26.2	30.5	36.1	38.7	425.1	44.8	50.5	139.4	126.1	109.0
Central African Rep.	626	12.9	2.3	4.0	1.8	3.1	4.0	0.0	0.0	0.0	0.0
Chad	628	13.2	7.2	2.9	2.7	3.2	4.3	15.1	1.6	15.1	0.0	0.0	0.0
Comoros	632	2.6	0.6	0.6	0.9	0.7	0.5	1.9	0.5	0.6	0.4	0.3	0.6
Congo, Dem. Rep. of	636	85.8	22.5	20.9	25.9	16.7	22.2	30.6	16.8	1.7	11.4	9.0	8.6
Congo, Republic of	634	76.5	19.4	16.1	18.3	19.5	22.7	86.2	0.6	7.6	11.7	42.1	24.8
Côte d'Ivoire	662	182.8	63.4	39.7	50.9	43.8	48.3	1,329.1	450.7	234.5	398.1	308.0	388.6
Equatorial Guinea	642	44.3	257.8	12.0	10.7	10.5	11.1	239.0	111.9	72.7	52.1	75.7	38.5
Eritrea	643	5.8	0.8	0.7	3.9	0.4	0.7	0.0	0.0	0.0	0.0	0.0	0.0
Ethiopia	644	134.4	22.0	27.6	22.2	28.7	55.8	361.5	77.1	112.8	77.4	77.9	93.4
Gabon	646	63.6	22.7	17.9	13.3	15.6	16.8	151.2	176.5	17.4	71.6	54.3	7.8
Gambia, The	648	33.4	9.4	7.5	7.4	10.1	8.4	1.9	0.2	0.6	0.6	0.3	0.5
Ghana	652	525.3	148.1	110.8	190.9	125.3	98.3	946.0	167.5	87.8	272.5	325.2	260.5
Guinea	656	374.3	96.7	68.3	114.7	108.6	82.7	27.2	3.9	5.0	4.9	14.4	2.9
Guinea-Bissau	654	11.8	2.1	2.6	1.9	3.4	4.0	0.2	0.0	0.2	0.0
Kenya	664	285.1	65.3	56.9	69.7	81.9	76.5	521.7	121.1	138.0	141.6	111.9	130.1
Lesotho	666	1.4	0.2	0.5	0.3	0.3	0.3	0.7	0.0	0.0	0.0	0.2	0.5
Liberia	668	32.0	11.0	8.7	8.4	6.4	8.4	96.6	12.1	13.1	38.4	29.2	15.8
Madagascar	674	26.2	4.9	5.1	7.1	7.3	6.7	98.0	32.2	16.8	26.9	31.1	23.2
Malawi	676	7.6	1.4	1.5	2.1	2.5	1.4	17.8	2.3	2.8	4.6	4.6	5.7
Mali	678	104.5	26.7	26.4	22.3	30.3	25.5	9.7	1.2	0.7	6.8	1.3	0.9
Mauritius	684	57.7	14.2	17.4	14.7	12.3	13.4	65.7	18.5	12.6	15.7	21.0	16.4
Mozambique	688	48.0	11.0	6.1	10.5	22.7	8.7	333.0	58.4	27.5	79.3	94.6	131.6
Namibia	728	30.2	6.5	11.5	5.1	8.9	4.7	133.2	46.0	39.0	34.4	22.5	37.3
Niger	692	17.1	6.9	5.4	4.2	4.1	3.4	0.0	0.0	0.0	0.0	0.0	0.0
Nigeria	694	2,591.3	687.3	634.5	733.1	639.7	584.1	2,129.0	967.5	395.7	737.3	526.6	469.4
Rwanda	714	21.6	7.5	5.9	7.0	4.9	3.7	0.9	0.6	0.2	0.1	0.2	0.3
São Tomé & Príncipe	716	1.8	0.8	0.5	0.6	0.4	0.3	5.0	1.5	1.7	0.4	1.2	1.7
Senegal	722	347.2	130.9	97.1	71.1	76.3	102.7	44.3	4.9	15.9	9.2	11.7	7.4
Seychelles	718	20.8	4.1	4.4	5.7	4.9	5.9	17.6	2.0	6.1	5.6	4.8	1.0
Sierra Leone	724	39.1	13.2	10.1	10.2	8.4	10.4	47.1	9.6	3.6	9.0	16.4	18.1
South Africa	199	2,358.7	694.0	597.5	556.9	587.2	617.1	2,306.5	520.3	620.2	524.8	627.3	534.2
South Sudan, Rep. of	733	9.9	4.3	3.7	1.9	1.6	2.7	0.0	0.0	0.0	0.0	0.0	0.0
Swaziland	734	3.4	0.8	1.1	0.6	0.8	0.9	11.1	2.6	1.0	2.3	5.9	1.9
Tanzania	738	126.5	30.8	30.4	24.8	31.8	39.5	60.7	16.8	16.7	15.2	18.6	10.3
Togo	742	888.1	278.1	86.9	350.3	282.3	168.6	38.7	2.3	8.9	23.7	0.9	5.2
Uganda	746	72.4	24.0	16.0	23.5	16.7	16.2	104.1	21.9	21.3	34.0	26.1	22.8
Zambia	754	47.0	8.6	8.9	12.2	13.3	12.6	36.6	9.5	5.7	8.1	8.0	14.8
Zimbabwe	698	15.3	2.8	2.3	4.6	3.2	5.1	60.7	18.0	9.2	13.3	28.3	10.0
Africa n.s.	799	2.0	0.0	0.0	0.0	1.9	0.0	0.5	0.0	0.0

Netherlands (138)

In Millions of U.S. Dollars

		Exports (FOB)						Imports (CIF)					
		2016	2015Q4	2016Q1	2016Q2	2016Q3	2016Q4	2016	2015Q4	2016Q1	2016Q2	2016Q3	2016Q4
Western Hemisphere	205	11,522.5	2,446.6	2,293.5	3,000.7	2,886.7	3,341.6	19,022.6	4,394.3	4,301.3	5,030.5	5,186.5	4,504.2
Anguilla	312	1.5	0.4	0.2	0.2	0.5	0.6
Antigua and Barbuda	311	36.6	2.3	1.6	28.8	4.6	1.7	0.4	0.0	0.1	0.1	0.1	0.2
Argentina	213	828.4	174.4	180.9	287.5	176.1	183.8	1,481.5	351.3	320.4	399.0	428.7	333.3
Aruba	314	109.1	27.5	24.0	27.9	30.0	27.2	15.3	2.9	2.2	3.4	5.2	4.5
Bahamas, The	313	102.1	18.5	13.6	51.0	26.5	10.9	11.2	0.2	0.2	0.8	0.1	10.1
Barbados	316	12.9	2.7	2.4	2.1	3.5	4.9	5.0	0.9	1.0	1.9	1.1	1.1
Belize	339	7.9	1.8	1.6	2.3	1.8	2.2	12.7	1.9	1.5	3.7	5.5	2.0
Bermuda	319	4.1	1.7	1.1	1.5	0.6	0.8	0.3	0.2	0.1	0.0	0.1	0.0
Bolivia	218	71.3	23.8	17.9	21.0	17.3	15.1	68.4	21.0	17.1	13.1	18.0	20.2
Brazil	223	3,759.3	730.2	825.8	1,002.5	851.9	1,079.2	6,921.9	1,734.4	1,524.6	1,956.9	1,763.9	1,676.5
Chile	228	696.4	164.2	149.7	165.2	187.5	194.0	1,791.5	358.0	507.0	505.0	373.2	406.3
Colombia	233	484.2	179.1	107.8	104.1	147.5	124.8	1,535.1	361.5	387.1	298.5	403.9	445.5
Costa Rica	238	100.3	23.9	25.5	24.3	24.4	26.2	681.6	119.2	178.3	204.8	149.8	148.7
Curacao	354	229.5	66.9	52.0	58.4	59.5	59.6	12.4	2.2	2.4	2.3	4.7	3.1
Dominica	321	3.3	0.8	0.9	0.7	0.5	1.2	2.9	0.2	0.0	0.1	1.2	1.6
Dominican Republic	243	151.6	38.4	26.4	38.5	49.2	37.6	252.8	59.1	52.7	70.0	64.4	65.8
Ecuador	248	324.2	63.6	33.6	62.7	170.1	57.9	540.6	135.1	139.3	131.8	120.6	148.9
El Salvador	253	31.8	8.3	9.3	8.1	6.3	8.1	38.4	5.0	4.9	8.4	18.8	6.2
Falkland Islands	323	4.4	0.2	0.0	0.1	0.1	4.2	0.2	0.0	0.0	0.1	0.1
Greenland	326	7.8	1.4	1.4	1.9	2.8	1.8	5.9	2.3	2.1	1.6	1.7	0.5
Grenada	328	5.2	1.1	0.9	1.8	1.0	1.4	2.2	0.6	0.6	0.9	0.5	0.3
Guatemala	258	91.6	26.1	20.4	18.9	33.2	19.1	353.0	79.4	77.4	98.0	81.8	95.7
Guyana	336	30.4	7.6	6.7	7.9	10.1	5.5	35.0	6.5	8.5	8.8	8.8	8.9
Haiti	263	35.7	8.8	8.0	8.5	9.4	9.8	4.6	0.5	0.1	0.7	0.4	3.3
Honduras	268	50.9	16.4	10.1	11.2	12.8	16.7	240.1	17.3	63.8	55.9	73.0	47.4
Jamaica	343	34.5	7.5	7.4	7.3	10.8	9.0	121.8	34.9	14.3	55.7	49.0	2.7
Mexico	273	2,245.1	514.0	430.1	640.5	743.2	431.3	1,914.5	508.4	464.9	439.1	480.7	529.8
Montserrat	351	0.4	0.1	0.0	0.1	0.0	0.2	0.0	0.0	0.0
Nicaragua	278	18.6	6.7	3.6	4.7	4.8	5.5	23.7	6.3	4.7	6.8	4.1	8.0
Panama	283	175.5	44.6	36.0	55.6	41.9	42.0	224.0	46.1	60.7	66.6	48.4	48.2
Paraguay	288	68.2	25.9	11.8	26.4	16.3	13.7	50.7	7.7	9.5	25.5	7.1	8.5
Peru	293	349.0	73.5	51.6	83.4	110.4	103.7	942.1	247.5	234.3	226.0	213.0	268.8
Sint Maarten	352	47.4	12.8	12.4	9.6	11.4	14.0	0.6	0.2	0.3	0.1	0.1	0.1
St. Kitts and Nevis	361	1.0	0.3	0.3	0.2	0.2	0.3	0.1	0.0	0.1
St. Lucia	362	8.8	1.3	1.5	2.9	1.6	2.8	0.5	0.1	0.1	0.2	0.1	0.1
St. Vincent & Grens.	364	2.0	0.4	0.5	0.5	0.6	0.4	0.1	0.0	0.0	0.1
Suriname	366	160.0	50.3	37.7	37.5	41.3	43.5	41.9	14.1	10.3	10.6	9.6	11.3
Trinidad and Tobago	369	85.5	22.6	37.8	16.1	15.9	15.7	144.8	39.8	38.2	44.2	39.3	23.2
Uruguay	298	103.3	23.5	28.4	27.6	23.7	23.6	705.8	170.3	129.8	203.6	255.8	116.7
Venezuela, Rep. Bol.	299	162.0	69.5	30.4	46.1	32.0	53.5	173.3	57.0	40.9	22.1	54.9	55.4
Western Hem. n.s.	399	880.7	3.3	82.1	105.2	5.5	687.9	665.7	2.1	1.9	163.7	498.9	1.2
Other Countries n.i.e	910	178.2	53.1	30.1	39.5	54.9	53.6	71.8	21.2	22.5	15.5	14.6	19.2
Cuba	928	175.8	52.4	28.0	39.4	54.9	53.6	70.8	20.9	22.3	15.4	14.4	18.7
Korea, Dem. People's Rep.	954	2.3	0.7	2.1	0.1	0.0	0.0	1.0	0.4	0.2	0.1	0.3	0.5
Special Categories	899	4,295.8	1,059.5	832.6	1,078.2	1,261.8	1,123.1	39.2	3.8	5.4	7.0	5.3	21.6
Countries & Areas n.s.	898	2,659.7	229.3	372.9	1,478.5	460.4	347.9	3,091.9	487.8	515.7	575.4	950.5	1,050.3
Memorandum Items													
Africa	605	11,896.5	3,598.5	2,657.1	3,199.1	3,065.0	2,975.3	11,679.8	3,659.2	2,368.3	3,263.7	3,189.8	2,858.0
Middle East	405	11,542.6	3,283.8	2,887.4	2,919.8	2,690.6	3,044.8	10,156.7	2,277.8	1,911.5	2,587.0	2,917.9	2,740.3
European Union	998	429,032.8	108,290.0	103,746.5	106,630.0	105,363.4	113,292.9	236,570.1	59,945.9	56,791.3	60,423.6	58,638.4	60,716.7
Export earnings: fuel	080	20,122.6	6,046.9	4,823.1	5,069.5	5,021.9	5,208.1	36,670.1	8,645.2	7,514.6	9,473.0	9,561.1	10,121.5
Export earnings: nonfuel	092	549,307.5	137,564.4	130,425.1	137,882.3	135,729.3	145,271.0	467,639.2	120,610.5	112,064.3	117,260.0	116,165.8	122,149.1

New Zealand (196)

In Millions of U.S. Dollars

		Exports (FOB)						Imports (CIF)					
		2016	2015Q4	2016Q1	2016Q2	2016Q3	2016Q4	2016	2015Q4	2016Q1	2016Q2	2016Q3	2016Q4
IFS World		33,713.5	8,197.7	8,178.2	9,067.4	7,803.4	8,664.6	36,061.9	9,351.8	7,799.6	8,518.0	9,964.5	9,780.0
World	001	33,681.7	8,197.0	8,177.5	9,066.8	7,806.1	8,631.4	36,138.0	9,351.8	7,799.6	8,517.9	10,020.6	9,799.8
Advanced Economies	110	18,393.5	4,403.4	4,585.2	5,115.4	4,394.8	4,298.1	21,505.9	5,481.1	4,604.3	5,152.1	5,958.6	5,791.0
Euro Area	163	2,044.7	451.8	541.1	628.1	482.2	393.3	4,815.4	1,212.9	1,047.3	1,191.8	1,312.1	1,264.1
Austria	122	16.9	3.0	4.3	4.2	4.3	4.0	144.5	35.0	33.1	33.4	42.1	35.9
Belgium	124	138.2	35.2	35.8	41.6	29.2	31.5	243.7	60.2	57.2	56.9	63.6	66.0
Cyprus	423	10.7	0.8	3.5	3.3	2.5	1.4	1.4	0.1	0.4	0.3	0.3	0.4
Estonia	939	2.6	0.5	0.5	0.7	0.6	0.7	6.2	1.1	1.8	0.7	1.1	2.7
Finland	172	14.6	3.8	6.0	3.6	2.3	2.7	117.9	28.6	28.2	28.4	35.1	26.1
France	132	258.5	58.2	67.1	76.2	63.9	51.4	806.9	198.1	175.9	221.2	214.9	194.8
Germany	134	471.7	98.7	133.4	131.5	100.8	106.0	1,750.3	441.0	376.8	429.6	469.3	474.7
Greece	174	32.6	3.0	8.5	15.1	6.7	2.3	20.2	4.3	5.0	4.2	5.4	5.5
Ireland	178	37.6	10.1	6.9	11.0	11.4	8.2	187.8	29.2	36.6	43.6	65.4	42.2
Italy	136	264.2	60.6	61.4	73.5	78.5	50.8	743.1	167.6	164.1	174.5	207.8	196.7
Latvia	941	7.2	1.0	2.3	1.3	2.3	1.3	5.5	1.0	1.2	1.1	1.6	1.7
Lithuania	946	14.0	10.5	2.5	3.4	4.4	3.7	26.9	11.9	2.7	4.2	10.4	9.5
Luxembourg	137	1.3	0.3	0.2	0.5	0.4	0.2	5.0	1.1	1.1	1.6	0.9	1.3
Malta	181	3.7	1.0	1.0	1.3	0.8	0.7	2.9	1.0	1.1	0.4	0.9	0.5
Netherlands	138	559.5	140.7	154.5	179.0	115.7	110.2	385.8	124.1	80.7	94.9	102.2	108.1
Portugal	182	23.1	6.5	6.4	7.2	6.2	3.4	27.5	7.7	6.2	7.2	7.3	6.7
Slovak Republic	936	0.6	0.1	0.3	0.2	0.0	0.1	50.4	15.2	11.4	12.9	8.8	17.2
Slovenia	961	2.4	0.4	0.4	0.7	0.5	0.7	12.5	3.1	2.2	2.0	5.1	3.3
Spain	184	185.2	17.2	45.7	73.9	51.7	14.0	277.0	82.5	61.7	74.8	69.8	70.7
Australia	193	5,752.6	1,484.4	1,303.0	1,414.5	1,533.5	1,501.6	4,535.0	1,136.7	1,061.1	1,064.7	1,206.2	1,203.0
Canada	156	415.9	107.7	99.0	122.3	105.6	89.0	472.2	147.8	115.7	107.0	130.3	119.2
China,P.R.: Hong Kong	532	562.1	129.2	126.0	152.9	144.6	138.6	71.5	18.4	20.2	16.9	17.9	16.5
China,P.R.: Macao	546	5.8	0.9	1.1	0.9	1.3	2.4	0.5	0.4	0.2	0.1	0.2	0.1
Czech Republic	935	7.2	2.1	1.4	1.7	1.7	2.4	108.1	29.4	21.6	34.4	28.5	23.6
Denmark	128	103.2	41.7	30.9	17.3	24.2	30.8	141.1	34.0	34.3	32.5	40.1	34.2
Iceland	176	8.5	0.2	0.6	7.3	0.4	0.3	4.5	0.4	0.7	0.6	1.4	1.8
Israel	436	14.9	8.2	2.2	3.7	4.3	4.7	78.1	21.2	15.7	14.5	27.9	20.0
Japan	158	2,077.9	452.7	455.0	630.6	482.6	509.8	2,558.8	598.5	534.0	611.4	681.8	731.6
Korea, Republic of	542	1,040.2	246.1	265.5	278.6	233.9	262.2	1,529.6	349.9	310.1	476.1	396.1	347.3
New Zealand	196	28.3	28.3
Norway	142	33.5	6.7	8.5	11.1	9.3	4.6	56.3	21.3	8.0	8.8	10.8	28.7
Singapore	576	771.7	149.7	308.0	170.1	151.0	142.5	997.1	282.9	209.5	226.3	257.5	303.8
Sweden	144	43.7	10.0	12.0	13.8	10.6	7.3	218.5	55.7	50.0	51.2	58.5	58.8
Switzerland	146	59.8	13.8	16.5	18.3	12.7	12.2	253.1	59.1	57.2	62.1	58.8	75.0
Taiwan Prov.of China	528	756.8	149.0	168.0	250.2	187.8	150.9	522.2	135.4	110.1	117.7	146.3	148.1
United Kingdom	112	1,014.3	259.8	296.9	284.0	222.4	211.0	1,018.2	255.1	224.9	245.2	271.6	276.5
United States	111	3,680.6	889.2	949.4	1,110.0	786.8	834.5	4,097.3	1,122.0	783.8	890.7	1,312.7	1,110.2
Emerg. & Dev. Economies	200	14,731.4	3,681.0	3,492.3	3,731.6	3,269.9	4,237.6	14,512.0	3,827.7	3,161.6	3,328.4	4,024.1	3,997.9
Emerg. & Dev. Asia	505	10,922.3	2,730.2	2,530.4	2,836.1	2,489.8	3,066.0	11,640.6	3,164.2	2,572.2	2,688.5	3,168.4	3,211.4
American Samoa	859	31.6	5.4	3.7	5.6	12.0	10.2	1.4	0.1	0.2	0.0	0.7	0.4
Bangladesh	513	151.8	39.3	36.9	43.0	33.9	38.0	76.6	17.5	20.7	19.0	20.2	16.8
Bhutan	514	0.6	0.0	0.1	0.2	0.2	0.2	0.0	0.0	0.0	0.0
Brunei Darussalam	516	3.5	0.5	0.7	1.2	0.9	0.8	150.2	63.7	47.2	66.5	36.5	0.1
Cambodia	522	5.7	1.2	1.5	2.2	1.2	0.8	16.7	3.6	3.6	3.1	5.0	5.0
China,P.R.: Mainland	924	6,525.3	1,684.1	1,479.6	1,700.6	1,408.7	1,936.4	7,204.1	1,919.6	1,592.4	1,631.7	1,990.7	1,989.3
Fiji	819	328.5	75.3	69.6	85.1	93.9	79.8	44.9	13.1	9.6	10.5	12.0	12.8
F.T. French Polynesia	887	134.3	27.0	24.5	32.6	45.6	31.6	2.0	0.6	0.4	0.5	0.7	0.4
F.T. New Caledonia	839	107.1	27.8	23.3	32.4	29.0	22.4	2.1	0.6	0.5	0.4	0.4	0.9
Guam	829	6.0	1.2	1.4	1.3	1.5	1.8	0.0	0.0	0.0	0.0
India	534	445.7	109.0	86.6	115.3	139.7	104.0	412.6	110.2	92.9	93.2	116.6	109.9
Indonesia	536	603.7	116.6	152.4	164.2	138.6	148.6	552.6	165.0	111.8	110.2	154.1	176.6
Kiribati	826	8.9	1.6	1.5	2.3	1.7	3.5	0.0	0.0	0.0	0.0	0.0	0.0
Lao People's Dem.Rep	544	0.7	0.3	0.2	0.2	0.2	0.1	6.3	1.5	0.4	1.5	1.1	3.4
Malaysia	548	553.6	151.6	143.6	139.1	122.2	148.7	942.1	324.0	221.2	196.5	216.1	308.3
Maldives	556	12.5	2.9	4.4	2.9	2.0	3.2	0.0	0.0	0.0	0.0
Marshall Islands	867	0.8	0.8

New Zealand (196)

In Millions of U.S. Dollars

		Exports (FOB)						Imports (CIF)					
		2016	2015Q4	2016Q1	2016Q2	2016Q3	2016Q4	2016	2015Q4	2016Q1	2016Q2	2016Q3	2016Q4
Micronesia	868	0.3	0.3
Mongolia	948	7.5	3.4	0.1	2.3	1.7	3.3	0.4	0.5	0.1	0.2	0.1	0.0
Myanmar	518	27.9	7.5	8.8	5.2	4.8	9.1	2.5	0.8	0.5	0.5	0.8	0.7
Nauru	836	1.1	0.1	0.5	0.0	0.3	0.2	3.2	0.0	0.0	3.2	0.0	0.0
Nepal	558	8.3	0.8	1.3	2.9	2.8	1.3	1.0	0.2	0.1	0.3	0.3	0.2
Palau	565	0.6	0.0	0.2	0.2	0.1	0.1	0.0	0.0
Papua New Guinea	853	125.0	32.6	29.6	28.0	35.7	31.7	6.9	2.7	1.2	2.0	1.8	1.9
Philippines	566	440.5	96.8	114.6	104.3	98.6	123.0	84.5	23.8	22.4	19.2	22.7	20.2
Samoa	862	64.7	21.7	15.3	21.2	13.4	14.8	3.0	1.1	0.7	0.7	0.7	1.0
Solomon Islands	813	20.3	6.4	5.2	5.5	5.4	4.2	4.3	0.7	0.8	0.9	1.3	1.3
Sri Lanka	524	169.5	40.8	40.6	45.5	39.8	43.6	37.4	10.4	8.9	8.7	8.9	11.0
Thailand	578	573.8	129.0	143.7	159.5	122.0	148.7	1,621.6	392.8	341.2	405.0	452.0	423.4
Timor-Leste	537	1.9	0.6	0.6	0.2	0.3	0.7	0.2	0.3	0.0	0.0	0.2
Tonga	866	55.7	11.9	9.2	17.0	15.4	14.0	2.2	0.8	0.3	0.3	0.7	0.8
Tuvalu	869	2.8	0.8	0.6	0.5	0.4	1.3	0.0	0.0
Vanuatu	846	35.8	11.0	9.4	8.7	9.5	8.2	0.5	0.1	0.1	0.2	0.1	0.1
Vietnam	582	358.7	100.5	95.1	82.6	79.1	101.9	458.0	108.2	95.0	114.2	124.5	124.2
Asia n.s.	598	107.5	22.6	25.4	24.5	29.1	28.5	3.1	2.3	0.1	0.1	0.3	2.6
Europe	170	416.0	84.6	82.5	67.4	122.0	144.1	424.0	122.2	78.8	88.1	133.0	124.1
Emerg. & Dev. Europe	903	137.8	36.9	44.3	31.9	35.3	26.4	307.3	76.5	72.6	67.4	91.5	75.8
Albania	914	0.4	0.1	0.3	0.4	0.1	0.1	0.1	0.2	0.1
Bosnia and Herzegovina	963	0.1	0.1	0.1	2.2	0.5	0.7	0.5	0.6	0.5
Bulgaria	918	8.7	2.1	3.2	1.1	1.3	3.1	18.1	2.8	8.7	3.1	3.2	3.0
Croatia	960	3.8	0.0	1.5	2.0	0.3	0.0	3.1	0.8	0.5	0.6	0.9	1.1
Faroe Islands	816	2.8	0.5	0.7	0.8	0.7	0.6	0.0	0.0	0.0
Gibraltar	823	0.8	0.1	0.1	0.5	0.1	0.0	0.0	0.0
Hungary	944	2.1	0.3	0.4	0.5	0.6	0.6	46.1	12.5	11.3	10.7	12.7	11.5
Macedonia, FYR	962	0.0	0.0	0.0	0.2	0.1	0.1	0.1	0.1	0.0
Montenegro	943	0.2	0.1	0.1	0.1	0.0	0.0	0.0	0.0	0.0	0.0	0.0
Poland	964	45.0	6.4	8.0	12.6	17.5	6.8	96.5	21.8	20.1	22.3	29.6	24.4
Romania	968	3.4	2.5	0.4	0.3	1.5	1.2	12.6	2.2	2.6	2.9	4.1	3.1
Serbia, Republic of	942	0.6	0.0	0.1	0.2	0.0	0.3	2.5	0.8	0.5	0.5	0.7	0.7
Turkey	186	69.9	24.9	29.7	13.2	13.2	13.7	125.6	35.1	28.1	26.7	39.5	31.5
CIS	901	218.1	47.7	38.2	35.5	45.9	98.4	116.6	45.7	6.2	20.7	41.5	48.2
Armenia	911	10.8	3.7	2.1	2.4	1.9	4.5	0.1	0.0	0.0	0.0	0.0	0.0
Azerbaijan, Rep. of	912	36.3	13.5	13.2	6.0	9.3	7.8	0.8	0.0	0.1	0.7	0.0
Belarus	913	0.4	0.0	0.2	0.0	0.1	0.1	2.6	0.2	2.2	0.1	0.2	0.1
Georgia	915	2.3	0.2	0.6	0.2	0.6	1.0	0.2	0.0	0.0	0.0	0.0	0.1
Kazakhstan	916	2.0	2.1	0.6	0.1	0.4	0.9	0.7	0.1	0.0	0.0	0.7
Moldova	921	0.2	0.0	0.0	0.0	0.0	0.1	0.2	0.0	0.0	0.1	0.0	0.0
Russian Federation	922	157.0	25.1	19.4	24.5	31.6	81.5	107.3	39.9	3.0	18.9	39.7	45.7
Ukraine	926	6.9	2.0	1.6	2.2	1.4	1.7	4.8	5.3	0.9	1.4	0.8	1.6
Uzbekistan	927	2.3	0.9	0.6	0.1	0.6	1.0	0.0	0.0	0.0	0.0	0.0	0.0
Europe n.s.	884	60.1	40.9	19.2	0.0	0.0	0.0	0.0	0.0
Mid East, N Africa, Pak	440	2,150.2	506.5	540.7	535.6	400.4	673.5	1,582.1	328.1	303.5	354.4	496.3	427.8
Afghanistan, I.R. of	512	0.6	0.2	0.0	0.4	0.1	0.0	0.1	0.0	0.0	0.0	0.0	0.0
Algeria	612	489.7	62.2	47.7	124.4	102.7	214.9	0.1	0.0	0.1	0.1	0.0	0.0
Bahrain, Kingdom of	419	44.1	10.9	12.4	10.1	13.0	8.6	6.2	0.9	1.7	1.5	1.7	1.3
Djibouti	611	2.4	0.5	0.5	0.2	0.9	0.9	0.7	0.2	0.4	0.0
Egypt	469	295.1	81.2	86.0	77.5	59.0	72.6	7.2	0.6	0.6	0.6	3.0	2.9
Iran, I.R. of	429	103.2	18.7	50.8	17.5	19.1	15.8	3.5	0.6	1.0	0.9	0.7	0.9
Iraq	433	3.8	1.0	1.4	1.1	1.0	0.4	0.0	0.0	0.0
Jordan	439	50.4	14.6	13.0	19.3	5.7	12.4	1.6	0.2	0.5	0.1	0.5	0.4
Kuwait	443	46.1	17.6	11.7	12.8	8.9	12.6	2.6	28.9	2.6	0.0	0.0	0.0
Lebanon	446	10.0	3.6	1.5	2.0	1.9	4.5	1.1	0.2	0.4	0.2	0.2	0.3
Libya	672	43.9	8.3	1.4	19.2	1.8	21.5	0.0	0.0	0.0
Mauritania	682	1.5	1.5	0.0	0.0	0.0	0.0	0.0	0.0	0.0	0.0
Morocco	686	49.6	11.7	15.0	6.7	11.5	16.3	73.4	27.0	24.2	0.7	32.1	16.5
Oman	449	59.8	18.9	20.5	15.4	9.3	14.6	35.0	0.7	16.7	17.2	0.4	0.8
Pakistan	564	58.7	13.5	18.8	19.4	8.3	12.2	50.6	11.5	14.0	11.3	12.9	12.4

New Zealand (196)

In Millions of U.S. Dollars

		Exports (FOB)						Imports (CIF)					
		2016	2015Q4	2016Q1	2016Q2	2016Q3	2016Q4	2016	2015Q4	2016Q1	2016Q2	2016Q3	2016Q4
Qatar	453	20.5	5.1	5.8	5.3	4.5	4.9	163.0	97.0	43.8	3.6	84.8	30.8
Saudi Arabia	456	353.6	93.3	121.1	75.2	60.3	96.9	439.1	94.3	131.3	95.0	162.1	50.6
Somalia	726	2.3	0.0	0.2	2.1	0.0	0.0	0.0	0.0
Sudan	732	42.8	7.4	11.7	8.8	7.3	15.0	0.0	0.0	0.0	0.0
Syrian Arab Republic	463	10.0	3.3	1.9	1.4	2.2	4.5	0.0	0.0	0.0
Tunisia	744	2.8	0.7	1.2	0.2	0.3	1.0	3.9	0.8	1.1	1.1	0.9	0.8
United Arab Emirates	466	433.5	129.8	114.2	112.0	75.6	131.7	794.0	65.3	65.6	221.9	196.4	310.1
Yemen, Republic of	474	26.1	3.7	4.0	5.1	6.7	10.3	0.0	0.0	0.0	0.0	0.0	0.0
Sub-Saharan Africa	603	426.3	122.4	112.3	112.7	91.8	109.5	145.0	35.5	39.1	31.2	37.3	37.4
Angola	614	7.8	4.7	2.5	1.9	1.0	2.5	0.0	0.0	0.0
Benin	638	2.8	0.1	0.5	2.0	0.1	0.2
Botswana	616	0.1	0.0	0.0	0.0	0.0	0.0	0.0	0.0	0.0	0.0	0.0	0.0
Burkina Faso	748	1.7	0.3	0.2	0.8	0.4	0.4	0.0	0.0	0.0	0.0
Cameroon	622	13.4	3.1	7.5	2.0	0.6	3.2	0.9	0.3	0.1	0.0	0.5	0.2
Chad	628	0.3	0.3	0.2	0.1	0.0	0.0
Congo, Dem. Rep. of	636	9.2	1.8	1.8	4.4	0.7	2.2	0.2	0.0	0.0	0.0	0.1	0.0
Congo, Republic of	634	3.4	0.8	0.8	1.0	0.6	1.0	0.0	0.0	0.0	0.0	0.0
Côte d'Ivoire	662	13.9	1.5	3.5	3.1	2.4	4.9	0.3	0.0	0.3	0.0	0.0
Equatorial Guinea	642	0.4	0.1	0.2	0.1	0.1	0.1
Ethiopia	644	2.7	0.1	0.8	1.1	0.7	0.0	4.1	1.8	0.6	0.9	1.7	0.9
Gabon	646	1.4	0.7	0.4	0.2	0.5	0.3	0.3	0.2	0.1	0.0	0.1
Gambia, The	648	0.7	0.1	0.2	0.1	0.2	0.2	0.0	0.0	0.0	0.0	0.0	0.0
Ghana	652	22.4	4.9	7.2	5.1	6.6	3.6	7.0	3.1	4.1	2.1	0.0	0.7
Guinea	656	2.1	0.9	0.7	0.6	0.2	0.6	1.0	0.0	0.0	0.0	0.0	1.0
Guinea-Bissau	654	0.1	0.1	0.0	0.1	0.0	0.0
Kenya	664	5.6	2.3	1.1	1.9	2.1	0.6	2.5	0.7	0.7	0.5	0.8	0.5
Lesotho	666	0.4	0.0	0.1	0.1	0.2	0.0
Liberia	668	1.2	0.4	0.2	0.3	0.5	0.3	0.0	0.0	0.0	0.0
Madagascar	674	1.6	1.0	0.4	0.4	0.2	0.6	1.0	0.3	0.2	0.1	0.3	0.3
Malawi	676	0.2	0.0	0.0	0.0	0.1	0.2	0.5	0.2	0.0	0.0	0.0
Mali	678	5.3	2.2	1.6	1.1	0.7	1.9	0.0	0.0	0.0	0.0	0.0
Mauritius	684	49.5	10.5	13.7	13.9	9.5	12.4	1.7	0.3	0.5	0.3	0.5	0.4
Mozambique	688	4.2	1.1	1.1	0.6	0.7	1.8	0.7	0.0	0.0	0.0	0.0	0.6
Namibia	728	0.3	0.1	0.1	0.1	0.0	0.0	0.5	0.1	0.0	0.5	0.0	0.0
Niger	692	0.0	0.3	0.0	0.0	0.1	0.1	0.0	0.0	0.0	0.0
Nigeria	694	124.4	45.0	34.1	31.7	27.8	30.8	0.0	0.0	0.0	0.0	0.0	0.0
Rwanda	714	0.4	0.0	0.1	0.1	0.2	0.1	0.3	0.0	0.0	0.0	0.1	0.2
Senegal	722	12.8	5.3	3.4	5.9	2.3	1.2	1.2	0.0	0.7	0.4	0.1	0.0
Seychelles	718	3.7	0.3	1.7	1.2	0.3	0.4	0.4	0.0	0.1	0.2	0.1	0.0
Sierra Leone	724	2.4	0.8	0.5	0.9	0.3	0.7	0.5	0.0	0.0	0.1	0.3	0.1
South Africa	199	125.6	31.4	26.5	30.2	31.5	37.5	112.0	26.1	29.9	24.1	31.5	26.4
Swaziland	734	0.0	0.0	0.0	0.3	0.2	0.1	0.0	0.1	0.1
Tanzania	738	3.5	0.9	0.8	1.2	0.7	0.8	6.5	1.5	0.9	0.7	0.2	4.8
Togo	742	0.5	0.1	0.1	0.1	0.2	0.2	0.0	0.0	0.0	0.0
Uganda	746	0.6	0.5	0.1	0.0	0.4	0.1	0.9	0.1	0.5	0.2	0.0
Zambia	754	1.4	0.0	0.2	0.5	0.1	0.5	0.1	0.2	0.0	0.0	0.0	0.0
Zimbabwe	698	0.8	1.2	0.6	0.1	0.1	0.0	1.7	0.1	0.1	0.3	0.5	0.9
Western Hemisphere	205	816.6	237.3	226.5	179.7	165.9	244.5	720.3	177.8	167.9	166.2	189.1	197.1
Antigua and Barbuda	311	1.0	0.3	0.5	0.2	0.1	0.2	0.0	0.0	0.0	0.0	0.0	0.0
Argentina	213	16.1	3.8	3.3	5.6	4.3	2.9	126.1	38.6	33.0	27.7	35.2	30.2
Aruba	314	0.6	0.2	0.1	0.1	0.0	0.3	0.1	0.0	0.0	0.1	0.0	0.0
Bahamas, The	313	1.0	0.1	0.2	0.3	0.2	0.3	0.0	0.0	0.0	0.0	0.0	0.0
Barbados	316	17.1	3.8	5.5	4.7	2.9	4.0	0.8	0.0	0.1	0.2	0.2	0.3
Belize	339	0.3	0.1	0.1	0.1	0.1	0.3	0.2	0.0	0.0	0.2	0.1
Bermuda	319	5.8	1.7	0.8	1.0	1.1	2.9	0.7	0.7	0.0	0.6	0.0	0.0
Bolivia	218	1.8	1.1	0.4	0.1	0.5	0.7	4.7	1.5	0.7	0.9	1.1	2.0
Brazil	223	54.2	10.3	12.9	14.3	14.6	12.4	141.9	27.1	30.6	17.3	42.2	51.8
Chile	228	89.7	16.9	17.6	24.1	18.7	29.4	78.0	18.6	19.8	22.8	15.9	19.5
Colombia	233	8.7	2.7	2.0	1.7	1.0	3.9	16.1	3.4	3.9	3.5	3.9	4.8
Costa Rica	238	8.4	3.2	2.1	3.6	1.0	1.7	26.4	1.6	10.5	11.9	2.1	1.9

New Zealand (196)

In Millions of U.S. Dollars

		Exports (FOB)						Imports (CIF)					
		2016	2015Q4	2016Q1	2016Q2	2016Q3	2016Q4	2016	2015Q4	2016Q1	2016Q2	2016Q3	2016Q4
Dominica	321	0.3	0.0	0.2	0.0	0.0	0.1
Dominican Republic	243	11.0	2.1	3.2	1.5	2.0	4.3	12.7	2.6	2.6	3.7	3.7	2.7
Ecuador	248	6.0	1.0	1.4	0.7	1.8	2.0	57.1	14.2	12.6	14.3	13.9	16.3
El Salvador	253	7.2	3.8	2.6	3.0	0.8	0.8	1.4	0.2	0.4	0.5	0.2	0.2
Falkland Islands	323	0.1	0.2	0.0	0.0	0.0	0.0	0.0	0.0	0.0	0.0	0.0
Grenada	328	1.5	0.5	0.3	0.3	0.4	0.4	0.0	0.0	0.0	0.0
Guatemala	258	17.4	5.8	4.5	3.9	3.8	5.3	4.0	0.5	0.7	1.7	1.2	0.4
Guyana	336	13.4	2.7	3.1	2.6	2.9	4.8	2.1	0.5	0.2	0.5	0.9	0.5
Haiti	263	0.2	0.2	0.1	0.1	0.0	0.7	0.1	0.2	0.2	0.1	0.2
Honduras	268	0.4	2.7	0.0	0.1	0.1	0.2	2.5	0.6	0.7	0.7	0.6	0.5
Jamaica	343	22.8	9.6	6.1	3.2	5.2	8.3	5.7	1.6	0.9	0.9	2.1	1.7
Mexico	273	324.5	76.2	82.8	70.2	52.0	119.4	197.3	49.5	39.7	47.5	54.5	55.5
Netherlands Antilles	353	1.1	0.4	0.3	0.2	0.3	0.4	0.3	0.1	0.0	0.2
Nicaragua	278	17.1	3.2	3.9	3.9	2.4	6.9	1.2	0.1	0.1	0.4	0.2	0.4
Panama	283	32.3	10.1	12.0	6.7	4.9	8.8	0.8	0.0	0.0	0.3	0.2	0.3
Paraguay	288	0.6	0.8	0.1	0.1	0.3	0.1	0.3	0.1	0.0	0.1	0.0	0.1
Peru	293	49.1	30.4	24.0	5.7	8.6	10.7	32.0	14.8	9.6	8.4	7.7	6.3
St. Kitts and Nevis	361	0.1	0.0	0.0	0.0	0.1	0.1	0.0	0.0	0.0	0.0	0.1
St. Lucia	362	2.5	0.7	0.5	0.7	0.6	0.7	0.0	0.0	0.0	0.0	0.0
St. Vincent & Grens.	364	0.9	0.2	0.3	0.3	0.2	0.1	0.0	0.0	0.0	0.0
Suriname	366	0.1	0.0	0.1	0.5	0.0	0.0	0.2	0.0	0.2
Trinidad and Tobago	369	34.0	8.8	8.1	9.7	8.9	7.2	0.9	0.1	0.2	0.2	0.3	0.2
Uruguay	298	16.0	6.2	3.0	5.1	3.7	4.3	5.4	0.9	1.0	1.3	2.3	0.8
Venezuela, Rep. Bol.	299	51.8	27.3	24.0	5.7	21.7	0.5	0.1	0.0	0.0	0.0	0.0	0.0
Western Hem. n.s.	399	1.5	0.2	0.3	0.3	0.5	0.5	0.1	0.0	0.0	0.0	0.0	0.0
Other Countries n.i.e	910	26.2	13.4	9.2	10.7	2.0	4.5	0.9	0.1	0.3	0.2	0.1	0.2
Cuba	928	26.2	13.4	9.2	10.7	2.0	4.5	0.9	0.1	0.3	0.2	0.1	0.2
Special Categories	899	231.2	90.9	83.3	82.8	65.0	104.8	42.9	32.1	37.1	24.9	10.7
Countries & Areas n.s.	898	299.5	8.4	7.5	126.4	74.4	91.2	14.3	1.4	0.0	13.0	0.0
Memorandum Items													
Africa	605	1,017.4	204.9	188.5	254.5	214.8	359.6	223.2	63.3	64.4	33.3	70.8	54.7
Middle East	405	1,499.9	410.2	445.7	374.0	269.1	411.2	1,453.3	288.7	264.2	341.0	449.8	398.2
European Union	998	3,276.1	776.7	895.9	961.4	762.2	656.5	6,477.5	1,627.1	1,421.2	1,594.8	1,761.2	1,700.3
Export earnings: fuel	080	2,064.8	504.0	499.5	483.1	409.2	673.0	1,782.1	411.1	330.6	444.6	542.3	464.6
Export earnings: nonfuel	092	31,617.0	7,693.0	7,678.0	8,583.7	7,396.9	7,958.4	34,355.9	8,940.7	7,469.0	8,073.4	9,478.4	9,335.2

Nicaragua (278)

In Millions of U.S. Dollars

		Exports (FOB)						Imports (CIF)					
		2016	2015Q4	2016Q1	2016Q2	2016Q3	2016Q4	2016	2015Q4	2016Q1	2016Q2	2016Q3	2016Q4
IFS World		2,225.3	514.7	554.0	618.4	562.4	490.4	5,926.5	1,597.6	1,436.6	1,467.4	1,476.6	1,545.9
World	001	4,516.3	1,103.4	1,090.0	1,183.7	1,191.5	1,051.1	6,197.9	1,487.7	1,497.9	1,592.0	1,592.3	1,515.7
Advanced Economies	110	2,815.9	704.1	657.0	724.6	767.7	666.6	1,903.0	470.7	432.4	518.7	486.2	465.7
Euro Area	163	207.1	55.9	45.7	46.5	59.3	55.7	326.9	110.6	74.7	79.8	81.9	90.5
Austria	122	0.8	0.1 r	0.1 r	0.5 r	0.2 r	0.0 r	12.0	1.2 r	1.3 r	0.7 r	0.9 r	9.1 r
Belgium	124	31.8	10.1 r	6.7 r	7.0 r	9.4 r	8.6 r	15.0	2.1 r	3.5 r	3.4 r	4.0 r	4.0 r
Estonia	939	0.1	0.0 r	0.0 r	0.0 r	0.0 r	0.0 r	0.1	0.3 r	0.0 r	0.0 r	0.0 r	0.0 r
Finland	172	7.9	0.4 r	0.9 r	1.8 r	4.0 r	1.1 r	1.0	0.5 r	0.3 r	0.3 r	0.2 r	0.2 r
France	132	41.7	10.2 r	10.1 r	8.3 r	9.8 r	13.5 r	46.6	41.6 r	11.6 r	10.7 r	12.8 r	11.5 r
Germany	134	27.6	5.7 r	7.0 r	8.5 r	7.1 r	5.0 r	91.9	23.9 r	22.4 r	24.0 r	22.0 r	23.6 r
Greece	174	3.2	0.6 r	0.6 r	0.8 r	0.9 r	0.9 r	0.6	0.3 r	0.2 r	0.2 r	0.1 r	0.2 r
Ireland	178	1.6	0.1 r	0.3 r	0.7 r	0.6 r	0.0 r	6.1	2.7 r	1.6 r	1.5 r	1.6 r	1.4 r
Italy	136	26.9	7.7 r	5.0 r	8.3 r	6.0 r	7.6 r	56.6	14.2 r	9.8 r	14.6 r	17.2 r	14.8 r
Latvia	941	0.0	0.0 r	0.0 r	0.0 r	0.0 r	0.0 r	0.4	0.1 r	0.1 r	0.0 r	0.1 r	0.1 r
Lithuania	946	0.0	0.0 r	0.0 r	0.0 r	0.0 r	0.0 r	0.3	0.1 r	0.1 r	0.0 r	0.1 r	0.1 r
Malta	181	0.1	0.0 r	0.0 r	0.0 r	0.0	0.0 r	0.0 r	0.0 r	0.0 r	0.0 r
Netherlands	138	16.8	4.8 r	3.5 r	4.9 r	2.9 r	5.6 r	20.2	7.2 r	3.9 r	5.1 r	5.2 r	5.9 r
Portugal	182	0.4	0.0 r	0.0 r	0.0 r	0.3 r	0.2 r	3.8	0.5 r	0.8 r	0.4 r	1.2 r	1.3 r
Slovak Republic	936	0.0	0.0 r	0.0 r	0.0 r	0.0 r	0.0 r	0.7	0.0 r	0.3 r	0.4 r	0.0 r	0.1 r
Slovenia	961	0.0	0.0 r	0.0 r	0.0 r	0.0 r	0.0 r	1.1	0.0 r	0.2 r	0.3 r	0.1 r	0.5 r
Spain	184	48.3	16.3 r	11.5 r	5.6 r	18.0 r	13.2 r	70.6	15.8 r	18.6 r	18.0 r	16.4 r	17.6 r
Australia	193	13.8	1.7 r	2.1 r	4.3 r	4.1 r	3.3 r	5.9	1.1 r	0.1 r	0.5 r	4.6 r	0.7 r
Canada	156	45.6	7.4 r	10.0 r	13.2 r	13.9 r	8.6 r	28.1	8.9 r	7.8 r	7.9 r	6.7 r	5.7 r
China,P.R.: Hong Kong	532	11.0	1.8 r	2.0 r	3.5 r	2.8 r	2.7 r	3.1	1.1 r	0.8 r	0.8 r	0.7 r	0.8 r
Czech Republic	935	0.6	0.3 r	0.1 r	0.2 r	0.1 r	0.2 r	1.9	0.6 r	0.3 r	0.3 r	0.7 r	0.6 r
Denmark	128	1.6	0.0 r	0.2 r	0.8 r	0.3 r	0.3 r	7.6	2.0 r	1.4 r	1.0 r	3.9 r	1.3 r
Iceland	176	0.8	0.3 r	0.1 r	0.3 r	0.3 r	0.1 r	0.0	0.0 r	0.0 r	0.0 r	0.0 r	0.0 r
Israel	436	0.2	0.1 r	0.1 r	0.1 r	0.1 r	0.1 r	8.8	3.2 r	1.5 r	3.2 r	3.2 r	1.0 r
Japan	158	21.1	3.4 r	3.3 r	6.4 r	8.7 r	2.7 r	140.8	40.2 r	34.7 r	31.2 r	46.2 r	28.7 r
Korea, Republic of	542	7.0	1.7 r	1.3 r	1.5 r	2.1 r	2.1 r	74.4	23.7 r	21.7 r	18.9 r	18.3 r	15.4 r
New Zealand	196	0.6	0.1 r	0.1 r	0.2 r	0.1 r	0.2 r	4.4	0.8 r	1.0 r	1.0 r	0.6 r	1.8 r
Norway	142	2.0	0.7 r	0.0 r	1.0 r	0.7 r	0.3 r	0.5	0.1 r	0.0 r	0.5 r	0.0 r	0.0 r
Singapore	576	0.9	0.2 r	0.1 r	0.1 r	0.4 r	0.3 r	4.7	0.7 r	1.2 r	1.1 r	1.0 r	1.5 r
Sweden	144	44.5	0.6 r	1.2 r	2.9 r	2.3 r	38.1 r	24.8	4.9 r	6.4 r	8.6 r	3.5 r	6.3 r
Switzerland	146	5.9	0.3 r	0.2 r	0.7 r	1.5 r	3.5 r	10.4	2.1 r	2.0 r	2.6 r	3.7 r	2.2 r
Taiwan Prov.of China	528	73.2	22.1 r	19.8 r	13.9 r	25.9 r	13.5 r	23.1	7.5 r	6.5 r	6.5 r	4.9 r	5.3 r
United Kingdom	112	52.0	13.4 r	9.9 r	13.2 r	17.5 r	11.4 r	15.0	6.9 r	3.4 r	3.2 r	4.3 r	4.1 r
United States	111	2,327.9	594.3 r	560.8 r	616.0 r	627.6 r	523.5 r	1,222.6	256.5 r	268.8 r	351.6 r	302.3 r	299.8 r
Emerg. & Dev. Economies	200	1,698.7	398.9	432.6	458.5	423.4	384.2	4,292.8	1,016.4	1,065.0	1,072.8	1,105.5	1,049.5
Emerg. & Dev. Asia	505	19.2	5.0	4.4	5.6	5.0	4.2	1,162.4	333.5	325.4	294.7	307.0	235.3
Bangladesh	513	2.3	0.6 r	0.6 r	0.6 r	0.6 r	0.6 r
Cambodia	522	0.0	0.0 r	0.0 r	0.0 r	0.0 r	0.0 r	2.6	0.7 r	0.6 r	0.6 r	0.7 r	0.7 r
China,P.R.: Mainland	924	11.1	2.9 r	2.5 r	3.5 r	2.9 r	2.2 r	796.4	259.6 r	226.1 r	200.4 r	204.1 r	165.8 r
India	534	1.5	0.4 r	0.3 r	0.4 r	0.4 r	0.5 r	140.2	29.2 r	33.4 r	33.0 r	43.6 r	30.2 r
Indonesia	536	0.1	0.0 r	0.0 r	0.0 r	0.0 r	0.0 r	15.7	2.8 r	3.3 r	4.0 r	4.1 r	4.3 r
Malaysia	548	0.3	0.2 r	0.1 r	0.1 r	0.1 r	0.1 r	19.4	1.3 r	4.5 r	4.2 r	5.2 r	5.5 r
Micronesia	868	0.2 e	0.0 e	0.0 e	0.0 e	0.0 e	0.1 e
Nepal	558	0.1 e	0.0 e	0.0 e	0.0 e	0.0 e	0.0 e
Papua New Guinea	853	0.2	0.0 r	0.0 r	0.0 r	0.0 r	0.0 r
Philippines	566	0.1	0.0 r	0.0 r	0.0 r	0.0 r	0.0 r	2.9	0.5 r	0.7 r	0.7 r	0.7 r	0.7 r
Sri Lanka	524	0.1	0.0 r	0.0 r	0.0 r	0.0 r	0.0 r	2.7	0.5 r	1.0 r	0.9 r	0.4 r	0.4 r
Thailand	578	2.5	0.7 r	0.6 r	0.6 r	0.6 r	0.6 r	158.9	32.6 r	50.0 r	44.9 r	42.3 r	21.6 r
Vietnam	582	3.2	0.8 r	0.8 r	0.9 r	0.8 r	0.7 r	21.2	5.7 r	5.0 r	5.3 r	5.3 r	5.6 r
Europe	170	16.2	2.3	1.3	4.0	4.9	5.9	100.5	25.8	26.6	22.2	32.1	19.7
Emerg. & Dev. Europe	903	9.4	0.9	0.6	1.7	2.2	4.9	24.8	4.3	6.1	6.6	5.6	6.6
Bosnia and Herzegovina	963	0.1 e	0.0 e	0.0 e	0.0 e	0.0 e	0.0 e	0.0 e
Bulgaria	918	0.8	0.2 r	0.2 r	0.2 r	0.3 r	0.2 r	0.6	0.0 r	0.3 r	0.1 r	0.1 r	0.2 r
Hungary	944	0.0	0.0 r	0.0 r	0.0 r	0.0 r	0.0 r	4.4	1.0 r	0.5 r	1.9 r	0.8 r	1.2 r
Poland	964	8.1	0.6 r	0.4 r	1.4 r	1.7 r	4.6 r	11.5	1.7 r	2.8 r	2.8 r	2.8 r	3.1 r
Romania	968	0.1	0.0 r	0.0 r	0.0 r	0.0 r	0.0 r	3.3	0.3 r	0.8 r	0.8 r	0.9 r	0.8 r

Nicaragua (278)

In Millions of U.S. Dollars

		Exports (FOB)						Imports (CIF)					
		2016	2015Q4	2016Q1	2016Q2	2016Q3	2016Q4	2016	2015Q4	2016Q1	2016Q2	2016Q3	2016Q4
Serbia, Republic of	942	0.1 e	0.0 e	0.0 e	0.0 e	0.1 e	0.0 e	0.0 e	0.0 e
Turkey	186	0.0	0.0 r	0.0 r	0.0 r	0.0 r	0.0 r	5.0	1.3 r	1.8 r	1.0 r	1.0 r	1.3 r
CIS	901	6.8	1.4	0.7	2.3	2.7	1.0	75.7	21.5	20.5	15.6	26.5	13.1
Belarus	913	0.2 e	0.0 e	0.0 e	0.1 e	0.1 e	0.0 e	1.9	0.6 r	0.3 r	0.5 r	0.6 r	0.6 r
Russian Federation	922	6.2	1.3 r	0.7 r	2.2 r	2.6 r	0.8 r	73.7	20.6 r	20.2 r	15.1 r	25.9 r	12.5 r
Ukraine	926	0.3	0.1 r	0.3 r	0.0	0.2 r	0.0 r
Mid East, N Africa, Pak	440	5.0	1.2	1.2	1.4	1.3	1.1	7.4	2.0	1.8	1.8	1.8	1.9
Bahrain, Kingdom of	419	0.1 e	0.0 e	0.0 e	0.0 e	0.0 e	0.0 e	0.0	0.0 r	0.0 r	0.0 r	0.0 r	0.0 r
Jordan	439	0.1	0.0 r	0.0 r	0.0 r	0.1 r	0.1	0.0 r	0.0 r	0.0 r	0.0 r	0.0 r
Morocco	686	0.0 r	0.1	0.0 r	0.0 r	0.0 r	0.0 r	0.0 r
Pakistan	564	0.2	0.1 r	0.1 r	0.1 r	0.1 r	0.1 r	1.8	0.5 r	0.4 r	0.5 r	0.5 r	0.5 r
Qatar	453	0.9	0.2 r	0.2 r	0.2 r	0.2 r	0.2 r
Saudi Arabia	456	0.1	0.0 r	0.0 r	0.0 r	0.0 r	0.0 r	1.9	0.5 r	0.5 r	0.5 r	0.5 r	0.5 r
Tunisia	744	0.0 e	0.0 e	0.0 e	0.0 e	0.0 e	0.0 e	0.2	0.1 r	0.1 r	0.1 r	0.1 r	0.1 r
United Arab Emirates	466	4.3	1.0 r	1.1 r	1.2 r	1.1 r	1.0 r	2.2	0.6 r	0.5 r	0.5 r	0.5 r	0.6 r
Sub-Saharan Africa	603	29.2	7.3	7.3	7.4	7.3	7.2	11.7	3.7	2.5	2.9	2.8	3.4
Angola	614	0.1	0.0 r	0.0 r	0.0 r	0.0 r	0.0 r
Congo, Republic of	634	0.2	0.0 r	0.0 r	0.0 r	0.0 r	0.0 r	0.0	0.0 r	0.0 r	0.0 r	0.0 r	0.0 r
Côte d'Ivoire	662	28.0	7.0 r	7.0 r	7.0 r	7.0 r	7.0 r	0.0	0.0 r	0.0 r	0.0 r	0.0 r	0.0 r
Ethiopia	644	8.4	2.3 r	2.0 r	2.1 r	2.1 r	2.2 r
Mauritius	684	0.0 e	0.0 e	0.0 e	0.0 e	0.0 e	0.0 e	0.7	0.1 r	0.2 r	0.2 r	0.2 r	0.2 r
Nigeria	694	0.3	0.1 r	0.1 r	0.1 r	0.1 r	0.1 r
South Africa	199	0.6	0.1 r	0.1 r	0.2 r	0.1 r	0.0 r	2.2	1.3 r	0.3 r	0.5 r	0.5 r	0.9 r
Togo	742	0.2 e	0.1 e	0.1 e	0.1 e	0.1 e	0.1 e
Western Hemisphere	205	1,629.2	383.2	418.4	440.1	405.0	365.8	3,010.9	651.3	708.7	751.2	761.8	789.2
Argentina	213	0.1	0.0 r	0.0 r	0.0 r	0.0 r	0.0 r	34.1	7.9 r	8.2 r	8.5 r	8.7 r	8.8 r
Aruba	314	0.0 r	0.3	0.1 r	0.1 r	0.1 r	0.1 r	0.1 r
Bahamas, The	313	0.1	0.0 r	0.0 r	0.0 r	0.0 r	0.0 r	0.0	0.0 r	0.0 r	0.0 r	0.0 r	0.0 r
Belize	339	0.3	0.1 r	0.1 r	0.1 r	0.1 r	0.1 r	0.2	0.1 r	0.1 r	0.1 r	0.1 r	0.1 r
Bolivia	218	0.2	0.5 r	0.2 r	0.0 r	0.0 r	0.0 r	0.7	0.1 r	0.2 r	0.2 r	0.2 r	0.2 r
Brazil	223	2.4	0.6 r	0.6 r	0.6 r	0.6 r	0.6 r	140.1	42.8 r	39.1 r	42.0 r	35.1 r	23.8 r
Chile	228	1.9	0.5 r	0.4 r	0.6 r	0.4 r	0.6 r	42.4	12.0 r	9.8 r	11.9 r	12.2 r	8.6 r
Colombia	233	8.9	2.4 r	2.2 r	2.5 r	2.2 r	2.0 r	25.5	5.1 r	5.9 r	6.3 r	6.4 r	6.8 r
Costa Rica	238	119.4	27.4 r	29.6 r	33.2 r	30.2 r	26.4 r	482.4	131.2 r	114.7 r	120.5 r	120.7 r	126.6 r
Dominican Republic	243	29.4	7.4 r	7.7 r	8.3 r	7.3 r	6.2 r	8.6	2.2 r	2.0 r	2.1 r	2.2 r	2.3 r
Ecuador	248	1.3	0.4 r	0.3 r	0.3 r	0.3 r	0.3 r	151.5	33.7 r	38.0 r	38.4 r	37.2 r	37.8 r
El Salvador	253	271.6	62.6 r	63.6 r	66.9 r	71.7 r	69.4 r	294.6	77.5 r	70.1 r	73.5 r	74.8 r	76.2 r
Guatemala	258	99.3	24.4 r	25.6 r	27.9 r	24.7 r	21.1 r	403.0	112.0 r	96.9 r	101.0 r	100.4 r	104.6 r
Guyana	336	0.4	0.1 r	0.1 r	0.1 r	0.1 r	0.1 r	12.9	3.2 r	3.2 r	3.2 r	3.2 r	3.2 r
Haiti	263	1.2	0.3 r	0.3 r	0.3 r	0.3 r	0.3 r	0.0	0.0 r	0.0 r	0.0 r	0.0 r	0.0 r
Honduras	268	154.6	40.1 r	40.0 r	43.4 r	38.4 r	32.8 r	192.1	45.9 r	46.0 r	48.1 r	48.0 r	50.1 r
Jamaica	343	0.8	0.2 r	0.2 r	0.2 r	0.2 r	0.2 r	0.0	0.0 r	0.0 r	0.0 r	0.0 r	0.0 r
Mexico	273	625.2	142.8 r	169.7 r	168.9 r	149.6 r	137.0 r	600.5	149.6 r	147.7 r	146.7 r	149.7 r	156.4 r
Netherlands Antilles	353	0.3	0.1 r	0.1 r	0.1 r	0.1 r	354.9	84.3 r	88.6 r	88.8 r	93.2 r
Panama	283	37.9	9.9 r	9.4 r	10.6 r	9.6 r	8.4 r	17.0	6.0 r	5.3 r	4.0 r	3.8 r	3.8 r
Paraguay	288	0.2	0.1 r	0.1 r	0.1 r	0.1 r	0.0 r	3.6	1.0 r	0.9 r	0.9 r	0.9 r	1.0 r
Peru	293	2.4	0.5 r	0.6 r	0.7 r	0.6 r	0.5 r	20.5	5.6 r	4.9 r	5.1 r	5.1 r	5.4 r
Suriname	366	0.4	0.1 r	0.1 r	0.1 r	0.1 r	0.1 r	0.0	0.0 r	0.0 r	0.0 r	0.0 r	0.0 r
Trinidad and Tobago	369	0.5	0.1 r	0.1 r	0.1 r	0.1 r	0.1 r	2.2	0.6 r	0.5 r	0.6 r	0.6 r	0.6 r
Uruguay	298	0.1	0.0 r	0.0 r	0.0 r	0.0 r	0.0 r	5.2	1.4 r	1.3 r	1.3 r	1.3 r	1.3 r
Venezuela, Rep. Bol.	299	267.1	61.8 r	66.5 r	74.3 r	67.5 r	58.8 r	218.3	13.3 r	29.6 r	48.0 r	62.5 r	78.2 r
Western Hem. n.s.	399	3.1	0.7 r	0.8 r	0.9 r	0.8 r	0.7 r	0.0	0.0 r	0.0 r	0.0 r	0.0 r	0.0 r
Other Countries n.i.e	910	1.8	0.4	0.4	0.5	0.4	0.4	2.0	0.5	0.5	0.5	0.5	0.5
Cuba	928	1.8	0.4 r	0.4 r	0.5 r	0.4 r	0.4 r	1.7	0.5 r	0.4 r	0.4 r	0.4 r	0.4 r
Korea, Dem. People's Rep.	954	0.0	0.0 r	0.0 r	0.0 r	0.0 r	0.0 r	0.4	0.1 r	0.1 r	0.1 r	0.1 r	0.1 r
Countries & Areas n.s.	898	0.1	0.0 r	0.0 r	0.0 r	0.0 r
Memorandum Items													
Africa	605	29.2	7.3	7.3	7.4	7.3	7.2	12.0	3.8	2.6	3.0	2.9	3.5
Middle East	405	4.7	1.1	1.2	1.3	1.2	1.0	5.2	1.4	1.2	1.3	1.3	1.4
European Union	998	315.0	71.0	57.7	65.2	81.6	110.5	396.0	128.0	90.6	98.5	98.8	108.1

Nicaragua (278)

In Millions of U.S. Dollars

		Exports (FOB)						Imports (CIF)					
		2016	2015Q4	2016Q1	2016Q2	2016Q3	2016Q4	2016	2015Q4	2016Q1	2016Q2	2016Q3	2016Q4
Export earnings: fuel	080	289.1	67.6	71.3	80.8	74.0	63.1	477.3	74.9	95.7	110.0	134.1	137.5
Export earnings: nonfuel	092	4,227.2	1,035.8	1,018.7	1,102.9	1,117.5	988.1	5,720.6	1,412.8	1,402.2	1,482.0	1,458.2	1,378.2

Niger (692)

In Millions of U.S. Dollars

		Exports (FOB)						Imports (CIF)					
		2016	2015Q4	2016Q1	2016Q2	2016Q3	2016Q4	2016	2015Q4	2016Q1	2016Q2	2016Q3	2016Q4
IFS World	
World	001	791.4	217.3	306.1	207.2	141.2	136.9	1,800.6	670.7	417.6	485.9	414.6	482.4
Advanced Economies	110	661.0	142.6	254.0	165.6	123.1	118.3	797.8	400.3	201.6	191.8	164.2	240.3
Euro Area	163	148.0	88.1	58.2	56.0	14.5	19.4	591.0	345.0	172.8	151.5	140.7	125.9
Austria	122	1.1	0.2 r	0.2 r	0.5 r	0.0 r	0.3 r
Belgium	124	0.1	1.7 r	0.0 r	0.0 r	0.0 r	0.0 r	15.6	4.4 r	4.3 r	2.3 r	5.9 r	3.1 r
Cyprus	423	0.1	0.0 r	0.0 r	0.0 r	0.0 r	0.0 r
France	132	134.2	84.2 r	54.9 r	52.2 r	11.0 r	16.0 r	502.2	318.4 r	149.2 r	131.6 r	113.8 r	107.6 r
Germany	134	5.2	0.9 r	1.4 r	1.3 r	1.3 r	1.3 r	23.3	6.0 r	5.6 r	4.8 r	8.7 r	4.1 r
Greece	174	0.0	0.0 r	0.0	0.1 r	0.0 r	0.0 r	0.0 r	0.0 r
Ireland	178	5.2	0.2 r	1.0 r	1.0 r	1.5 r	1.6 r
Italy	136	1.4	0.1 r	0.3 r	0.3 r	0.3 r	0.4 r	15.9	5.3 r	3.5 r	3.2 r	5.0 r	4.2 r
Lithuania	946	0.0	0.0 r	0.1	0.0 r	0.1 r	0.0 r	0.0 r
Luxembourg	137	0.6	0.5 r	0.5 r	0.0 r	0.0 r	0.1 r
Malta	181	0.0	0.0 r	0.0 r	0.6	0.0 r	0.5 r
Netherlands	138	6.0	1.1 r	1.5 r	1.5 r	1.5 r	1.5 r	16.0	6.4 r	5.0 r	4.0 r	3.8 r	3.2 r
Portugal	182	0.0	0.0 r	0.0 r	0.0 r	0.0 r	0.0 r	0.8	0.4 r	0.1 r	0.5 r	0.2 r	0.0 r
Slovak Republic	936	0.0	0.0 r	0.1	0.2 r	0.1 r	0.0 r
Slovenia	961	0.0	0.0 r	0.3	0.1 r	0.1 r	0.1 r	0.1 r	0.1 r
Spain	184	1.1	0.2 r	0.0 r	0.6 r	0.3 r	0.1 r	9.3	2.7 r	3.1 r	2.9 r	1.7 r	1.7 r
Australia	193	8.3	0.4 r	4.9 r	1.9 r	0.6 r	0.9 r
Canada	156	0.3	0.1 r	0.1 r	0.1 r	0.1 r	0.0 r	6.1	0.7 r	0.3 r	1.0 r	0.3 r	4.5 r
China,P.R.: Hong Kong	532	0.0	0.0 r	0.0 r	0.0 r	0.0 r	0.0 r	0.2	0.0 r	0.0 r	0.1 r	0.0 r	0.0 r
Czech Republic	935	0.0	0.0 r	4.3	0.4 r	1.3 r	2.9 r	0.1 r	0.0 r
Denmark	128	0.0	0.0 r	0.0 r	0.0 r	0.0 r	0.0 r	6.1	1.8 r	2.4 r	1.1 r	1.1 r	1.5 r
Israel	436	0.2	0.2 r	0.2 r
Japan	158	30.8	2.7 r	7.7 r	7.7 r	7.6 r	7.9 r	35.1	10.0 r	3.8 r	3.0 r	5.1 r	23.2 r
Korea, Republic of	542	95.1	0.2 r	89.8 r	1.0 r	3.9 r	0.5 r	6.4	1.3 r	0.4 r	5.4 r	0.1 r	0.6 r
New Zealand	196	0.0	1.3 r	0.0 r	0.0 r
Singapore	576	3.3	0.4 r	1.1 r	0.7 r	0.7 r	0.8 r	0.7	0.9 r	0.1 r	0.3 r	0.0 r	0.3 r
Switzerland	146	28.9	13.2 r	9.1 r	10.5 r	8.2 r	1.2 r	5.3	2.6 r	1.4 r	1.4 r	1.3 r	1.3 r
Taiwan Prov.of China	528	2.2	0.5 r	0.6 r	0.8 r	0.0 r	0.9 r
United Kingdom	112	0.1	0.0 r	0.0 r	0.0 r	0.0 r	0.1 r	5.9	2.8 r	1.7 r	2.7 r	1.1 r	0.3 r
United States	111	354.4	38.0 r	88.0 r	89.7 r	88.2 r	88.5 r	126.0	32.4 r	11.8 r	19.5 r	13.7 r	81.0 r
Emerg. & Dev. Economies	200	130.4	74.8	52.1	41.6	18.2	18.6	991.5	266.5	213.7	291.2	247.8	238.8
Emerg. & Dev. Asia	505	23.6	26.9	7.9	5.9	5.0	4.7	543.0	144.9	114.0	175.3	138.8	114.9
Cambodia	522	0.3	0.1 r	0.1 r	0.1 r	0.1 r	0.1 r
China,P.R.: Mainland	924	6.8	1.3 r	3.3 r	1.6 r	1.1 r	0.8 r	307.4	83.4 r	46.4 r	115.1 r	85.1 r	60.8 r
India	534	1.9	1.1 r	0.6 r	0.4 r	0.4 r	0.4 r	115.6	28.2 r	38.6 r	31.1 r	23.7 r	22.2 r
Indonesia	536	0.0	0.2 r	0.0 r	6.7	0.6 r	1.3 r	1.8 r	1.6 r	2.0 r
Malaysia	548	21.7 r	23.6	10.5 r	5.6 r	8.1 r	4.5 r	5.5 r
Myanmar	518	0.5	0.2 r	0.1 r	0.1 r	0.1 r	0.1 r
Samoa	862	0.1 e	0.0 e	0.0 e	0.0 e	0.0 e	0.0 e
Sri Lanka	524	0.4	0.1 r	0.1 r	0.0 r	0.1 r	0.2 r
Thailand	578	12.9	1.7 r	3.2 r	3.2 r	3.2 r	3.3 r	85.1	20.7 r	21.2 r	18.0 r	22.8 r	23.1 r
Vietnam	582	1.8	0.9 r	0.8 r	0.6 r	0.2 r	0.2 r	3.1	1.1 r	0.7 r	0.8 r	0.8 r	0.9 r
Asia n.s.	598	0.2	0.1 r	0.0 r	0.1 r	0.1 r	0.1 r
Europe	170	2.3	0.3	0.6	0.6	0.5	0.6	16.9	4.6	3.7	4.9	4.6	3.8
Emerg. & Dev. Europe	903	2.3	0.3	0.6	0.6	0.5	0.6	14.5	4.5	3.7	3.9	3.9	3.0
Bosnia and Herzegovina	963	0.1	0.0 r	0.0 r	0.0 r	0.0 r	0.0 r
Hungary	944	1.5	0.3 r	0.6 r	0.2 r	0.7 r	0.1 r
Poland	964	2.2	0.2 r	0.5 r	0.5 r	0.5 r	0.5 r	1.9	1.2 r	0.2 r	0.5 r	0.6 r	0.6 r
Romania	968	0.0	0.0 r	0.0 r	0.0 r	0.2	0.1 r	0.0 r	0.1 r	0.0 r	0.0 r
Turkey	186	0.1	0.1 r	0.0 r	0.0 r	0.0 r	0.1 r	10.8	2.9 r	2.8 r	3.0 r	2.7 r	2.3 r
CIS	901	0.0	0.0	0.0	0.0	0.0	0.0	2.4	0.1	0.0	1.0	0.7	0.7
Belarus	913	0.0 e	0.0 e	0.0 e	0.0 e	0.0 e	0.1 r
Russian Federation	922	0.0 r	0.5	0.0 r	0.0 r	0.5 r
Ukraine	926	0.0	0.0 r	0.0 r	1.9	1.0 r	0.6 r	0.2 r
Mid East, N Africa, Pak	440	6.2	1.5	1.9	1.7	1.3	1.3	60.5	16.7	14.0	15.4	14.8	16.4
Algeria	612	0.9	0.4 r	0.4 r	0.3 r	0.1 r	0.1 r	8.6	2.7 r	1.7 r	2.2 r	2.1 r	2.6 r

Niger (692)

In Millions of U.S. Dollars

		Exports (FOB)						Imports (CIF)					
		2016	2015Q4	2016Q1	2016Q2	2016Q3	2016Q4	2016	2015Q4	2016Q1	2016Q2	2016Q3	2016Q4
Bahrain, Kingdom of	419	1.2	0.4 r	0.2 r	0.3 r	0.3 r	0.3 r
Egypt	469	0.0 r	0.6	0.3 r	0.1 r	0.1 r	0.1 r	0.2 r
Iran, I.R. of	429	0.5	0.2 r	0.1 r	0.1 r	0.1 r	0.2 r
Kuwait	443	0.9	0.3 r	0.2 r	0.2 r	0.2 r	0.3 r
Lebanon	446	2.9	0.2 r	0.7 r	0.7 r	0.7 r	0.7 r	1.7	0.2 r	0.6 r	0.3 r	0.5 r	0.3 r
Libya	672	0.1	0.1 r	0.1 r	0.0 r	0.0 r	0.0 r	1.1	0.4 r	0.2 r	0.3 r	0.3 r	0.3 r
Mauritania	682	0.1	0.0 r	0.0 r	0.0 r	0.0 r	0.0 r
Morocco	686	9.7	3.8 r	2.2 r	2.6 r	2.3 r	2.7 r
Pakistan	564	0.1	0.1 r	0.1 r	0.0 r	0.0 r	0.0 r	25.5	4.9 r	6.4 r	6.4 r	6.4 r	6.4 r
Saudi Arabia	456	0.1	0.0 r	0.0 r	0.0 r	0.0 r	0.0 r	1.1	0.4 r	0.2 r	0.3 r	0.3 r	0.3 r
Tunisia	744	1.2	0.3 r	0.3 r	0.3 r	0.3 r	0.3 r	3.4	1.1 r	0.7 r	0.9 r	0.8 r	1.0 r
United Arab Emirates	466	0.9	0.4 r	0.4 r	0.3 r	0.1 r	0.1 r	6.1	2.1 r	1.3 r	1.6 r	1.5 r	1.8 r
Sub-Saharan Africa	603	98.1	45.9	41.7	33.3	11.3	11.9	248.9	85.7	51.6	64.9	59.1	73.3
Benin	638	1.0	0.2 r	0.3 r	0.4 r	0.1 r	0.2 r	38.4	14.8 r	8.6 r	10.2 r	9.0 r	10.6 r
Burkina Faso	748	23.8	11.1 r	10.1 r	8.1 r	2.7 r	2.9 r	8.6	2.9 r	1.8 r	2.2 r	2.1 r	2.6 r
Cameroon	622	1.6	0.8 r	0.7 r	0.5 r	0.2 r	0.2 r	4.1	1.4 r	0.9 r	1.1 r	1.0 r	1.2 r
Congo, Republic of	634	0.0	0.0 r	0.0 r	0.0 r	0.0 r	0.0 r	0.2	0.1 r	0.0 r	0.0 r	0.0 r	0.1 r
Côte d'Ivoire	662	2.1	1.2 r	1.0 r	0.7 r	0.2 r	0.2 r	43.7	12.2 r	8.1 r	11.0 r	10.8 r	13.9 r
Ethiopia	644	0.0	0.0 r	0.0 r	0.0 r	0.0 r	0.0 r	0.1	0.0 r	0.0 r	0.0 r	0.0 r	0.0 r
Ghana	652	2.8	1.3 r	1.2 r	1.0 r	0.3 r	0.3 r	41.4	15.3 r	9.0 r	10.9 r	9.8 r	11.7 r
Kenya	664	0.2	0.1 r	0.0 r	0.1 r	0.1 r	0.1 r
Mali	678	12.6	5.9 r	5.3 r	4.3 r	1.4 r	1.5 r	0.9	0.3 r	0.2 r	0.2 r	0.2 r	0.3 r
Mauritius	684	0.1	0.0 r	0.0 r	0.0 r	0.0 r	0.0 r
Nigeria	694	53.9	25.2 r	22.9 r	18.3 r	6.2 r	6.5 r	62.8	22.9 r	13.6 r	16.5 r	14.8 r	17.8 r
Senegal	722	3.2	2.7 r	0.7 r	0.8 r	0.8 r	0.9 r
South Africa	199	0.0	0.0 r	0.0 r	0.0 r	0.0 r	0.0 r	5.2	1.9 r	1.3 r	1.8 r	0.7 r	1.4 r
Togo	742	0.3	0.1 r	0.1 r	0.1 r	0.1 r	0.1 r	39.7	10.9 r	7.3 r	9.9 r	9.8 r	12.7 r
Western Hemisphere	205	0.2	0.1	0.1	0.1	0.0	0.0	122.1	14.5	30.4	30.7	30.5	30.6
Antigua and Barbuda	311	0.1 e	0.0 e	0.0 e	0.0 e	0.0 e	0.0 e
Argentina	213	10.2	2.6 r	2.6 r	2.6 r	2.6 r	2.6 r
Brazil	223	0.1	0.0 r	0.0 r	0.0 r	0.0 r	0.0 r	109.8	9.4 r	27.3 r	27.6 r	27.4 r	27.4 r
Chile	228	0.0	0.0 r	0.0 r	0.0 r	0.0 r	0.0 r	0.0	1.9 r	0.0 r
Guatemala	258	0.8	0.3 r	0.2 r	0.2 r	0.2 r	0.2 r
Mexico	273	0.4	0.1 r	0.1 r	0.1 r	0.1 r	0.1 r
Peru	293	0.0 e	0.0 e	0.0 e	0.0 e	0.0 e	0.0 e	0.5	0.2 r	0.1 r	0.1 r	0.1 r	0.2 r
Venezuela, Rep. Bol.	299	0.3	0.1 r	0.1 r	0.1 r	0.1 r	0.1 r
Other Countries n.i.e	910	0.0	0.0	0.0	0.0	0.0	0.0	0.6	0.2	0.1	0.1	0.1	0.2
Cuba	928	0.3	0.1 r	0.1 r	0.1 r	0.1 r	0.1 r
Korea, Dem. People's Rep.	954	0.0	0.0 r	0.0 r	0.0 r	0.0 r	0.0 r	0.3	0.1 r	0.1 r	0.1 r	0.1 r	0.1 r
Countries & Areas n.s.	898	10.7	3.7 r	2.2 r	2.8 r	2.6 r	3.1 r
Memorandum Items													
Africa	605	100.2	46.6	42.4	33.9	11.7	12.3	270.7	93.3	56.2	70.6	64.3	79.6
Middle East	405	4.0	0.7	1.2	1.1	0.8	0.8	13.2	4.3	3.0	3.3	3.2	3.7
European Union	998	150.3	88.3	58.8	56.6	15.0	20.0	610.9	351.6	179.1	159.2	144.2	128.4
Export earnings: fuel	080	55.9	26.2	23.8	19.0	6.4	6.7	83.4	29.6	17.7	21.7	19.7	24.3
Export earnings: nonfuel	092	735.6	191.2	282.3	188.3	134.8	130.2	1,717.2	641.1	399.9	464.2	394.9	458.1

Nigeria (694)

In Millions of U.S. Dollars

		Exports (FOB)						Imports (CIF)					
		2016	2015Q4	2016Q1	2016Q2	2016Q3	2016Q4	2016	2015Q4	2016Q1	2016Q2	2016Q3	2016Q4
IFS World		8,002.4	7,606.3	9,927.5
World	001	39,205.5	13,244.1	9,773.4	10,107.9	9,142.2	10,182.1	31,848.0	9,577.3	7,015.3	8,721.0	7,901.6	8,210.2
Advanced Economies	110	15,723.5	4,721.3	3,900.9	4,205.2	3,645.8	3,971.6	13,244.5	4,307.0	3,059.2	3,532.9	3,258.8	3,393.7
Euro Area	163	7,933.1	2,894.1	2,081.1	1,964.7	1,809.4	2,077.9	5,931.5	1,613.1	1,188.3	1,718.1	1,445.9	1,579.2
Austria	122	10.9	4.8 r	2.8 r	3.1 r	1.9 r	3.1 r
Belgium	124	0.5	0.1 r	0.1 r	0.1 r	0.1 r	0.1 r	2,409.2	610.7 r	363.9 r	675.4 r	618.0 r	751.9 r
Cyprus	423	0.6 e	0.1 e	0.1 e	0.1 e	0.2 e	0.1 e	0.5	0.2 r	0.2 r	0.2 r	0.0 r	0.1 r
Estonia	939	5.7 e	1.6 e	1.0 e	1.7 e	1.1 e	2.0 e	42.9 e	0.4 e	8.6 e	11.6 e	22.0 e	0.8 e
Finland	172	0.0	0.0 r	11.2	4.0 r	2.4 r	4.2 r	1.9 r	2.7 r
France	132	2,259.7	799.5 r	575.3 r	405.7 r	646.2 r	632.5 r	561.2	138.5 r	134.5 r	248.6 r	88.0 r	90.1 r
Germany	134	784.2	226.2 r	281.8 r	170.9 r	132.5 r	199.0 r	871.0	288.0 r	173.5 r	227.8 r	212.6 r	257.2 r
Greece	174	26.6	8.7 r	6.0 r	6.7 r	5.9 r	8.1 r
Ireland	178	0.1	0.0 r	0.1 r	0.0 r	0.0 r	0.0 r	114.2	35.6 r	32.0 r	22.8 r	29.1 r	30.3 r
Italy	136	1,079.6	301.7 r	308.8 r	242.7 r	201.6 r	326.6 r	338.5	112.0 r	83.6 r	79.3 r	89.3 r	86.3 r
Latvia	941	0.0 e	0.0 e	0.0 e	0.0 e	0.0 e	0.0 e	4.8 e	1.1 e	2.7 e	1.0 e	0.5 e	0.6 e
Lithuania	946	0.0 e	0.0 e	0.0 e	0.0 e	0.0 e	0.0 e	34.0 e	0.6 e	0.7 e	15.1 e	12.2 e	6.1 e
Luxembourg	137	0.1 e	0.0 e	0.0 e	0.1 e	0.0 e	2.5	0.8 r	1.1 r	0.4 r	0.5 r	0.6 r
Malta	181	1.5 e	0.0 e	0.0 e	0.0 e	0.0 e	1.4 e	9.1	1.5 r	3.9 r	3.2 r	1.0 r	0.9 r
Netherlands	138	1,473.7	669.7 r	273.9 r	510.4 r	364.5 r	324.9 r	1,294.6	343.4 r	317.0 r	366.2 r	319.6 r	291.8 r
Portugal	182	8.0	39.8 r	2.0 r	2.7 r	1.8 r	1.5 r	34.4	7.4 r	9.2 r	6.2 r	9.0 r	10.1 r
Slovak Republic	936	0.9 e	0.0 e	0.0 e	0.0 e	0.3 e	0.6 e	16.0 e	2.8 e	3.7 e	3.0 e	3.9 e	5.3 e
Slovenia	961	0.1 e	0.0 e	0.0 e	0.0 e	0.0 e	0.0 e	8.3 e	2.1 e	1.7 e	1.5 e	2.2 e	2.9 e
Spain	184	2,318.4	855.3 r	637.9 r	630.3 r	461.1 r	589.1 r	141.4	50.5 r	40.9 r	42.0 r	28.2 r	30.3 r
Australia	193	16.8	4.0 r	4.2 r	4.4 r	4.2 r	4.1 r	128.5	40.8 r	40.8 r	44.4 r	0.2 r	43.1 r
Canada	156	1,992.8	387.8 r	409.0 r	766.5 r	524.1 r	293.3 r	163.1	55.5 r	40.6 r	29.0 r	46.3 r	47.3 r
China,P.R.: Hong Kong	532	14.4	2.8 r	2.5 r	5.7 r	2.3 r	3.9 r	509.4	187.4 r	92.8 r	120.0 r	142.7 r	153.9 r
China,P.R.: Macao	546	0.8 e	0.1 e	0.1 e	0.1 e	0.2 e	0.2 e	0.0	0.0 r
Czech Republic	935	8.8 e	0.5 e	4.2 e	1.6 e	1.7 e	1.4 e	16.8	6.1 r	3.7 r	4.4 r	3.9 r	4.8 r
Denmark	128	32.8	62.4 r	32.6 r	0.0 r	0.1 r	0.1 r	91.5	32.7 r	20.9 r	17.7 r	20.0 r	32.9 r
Iceland	176	0.0 e	0.0 e	0.0 e	0.0 e	0.0 e	0.0 e	13.2	6.1 r	3.1 r	3.4 r	3.4 r	3.2 r
Israel	436	0.0	0.0 r	0.0 r	0.0 r	0.0 r	0.0 r	41.4	9.4 r	12.2 r	19.8 r	5.1 r	4.3 r
Japan	158	749.1	280.8 r	302.9 r	190.8 r	67.7 r	187.7 r	354.9	92.5 r	108.0 r	75.7 r	90.7 r	80.5 r
Korea, Republic of	542	368.9	182.6 r	122.9 r	96.2 r	61.1 r	88.7 r	827.9	304.7 r	171.3 r	257.9 r	246.4 r	152.2 r
New Zealand	196	0.0	0.0 r	0.0 r	0.0 r	0.0 r	0.0 r	60.4	21.8 r	16.5 r	15.4 r	13.5 r	15.0 r
Norway	142	26.2	1.0 r	11.6 r	11.7 r	1.5 r	1.5 r	610.0	152.1 r	203.5 r	133.8 r	186.2 r	86.5 r
Singapore	576	2.2	0.2 r	0.1 r	0.5 r	0.2 r	1.4 r	52.9	13.9 r	11.4 r	13.6 r	12.8 r	15.2 r
Sweden	144	0.0	0.0 r	0.0 r	50.2	23.3 r	17.3 r	11.7 r	11.3 r	10.0 r
Switzerland	146	33.4	12.4 r	7.8 r	8.1 r	9.4 r	8.1 r	237.0	105.3 r	60.6 r	68.1 r	60.4 r	47.9 r
Taiwan Prov.of China	528	189.2	0.2 r	53.0 r	47.3 r	66.1 r	22.8 r	139.0	43.2 r	28.7 r	44.4 r	28.5 r	37.4 r
United Kingdom	112	813.4	424.3 r	178.5 r	119.7 r	264.5 r	250.7 r	1,396.4	427.5 r	366.9 r	287.1 r	305.3 r	437.1 r
United States	111	3,541.5	468.2 r	690.5 r	987.9 r	833.2 r	1,029.7 r	2,620.5	1,171.6 r	672.7 r	668.4 r	636.6 r	643.0 r
Emerg. & Dev. Economies	200	23,252.0	8,451.1	5,815.6	5,841.4	5,442.7	6,152.3	12,324.0	3,852.0	2,608.0	3,428.6	3,099.5	3,188.0
Emerg. & Dev. Asia	505	16,311.1	5,192.2	3,877.8	3,957.8	3,796.5	4,679.0	8,307.0	2,821.3	1,782.1	2,323.8	2,091.7	2,109.4
Bangladesh	513	0.1	0.0 r	0.0 r	0.0 r	0.0 r	0.0 r	1.9	0.3 r	0.4 r	0.5 r	0.5 r	0.5 r
Bhutan	514	0.2	0.0 r	0.0 r	0.0 r	0.0 r	0.0 r
Brunei Darussalam	516	0.0 e	0.0 e	0.0 e	0.0 e	0.0 e	0.0 e	31.2	7.1 r	6.7 r	8.7 r	7.7 r	8.1 r
China,P.R.: Mainland	924	1,550.0	423.7 r	436.9 r	633.3 r	228.1 r	251.6 r	6,418.5	2,216.1 r	1,307.7 r	1,836.3 r	1,634.7 r	1,639.8 r
Guam	829	0.7	0.1 r	0.1 r	0.2 r	0.2 r	0.2 r
India	534	13,309.2	4,226.4 r	3,056.9 r	2,965.0 r	3,221.1 r	4,066.2 r	1,095.4	383.0 r	287.3 r	261.8 r	270.3 r	276.1 r
Indonesia	536	1,304.3	508.2 r	352.6 r	323.7 r	309.9 r	318.1 r	499.8	116.4 r	112.1 r	138.3 r	121.3 r	128.0 r
Kiribati	826	2.2	0.5 r	0.5 r	0.6 r	0.5 r	0.6 r
Lao People's Dem.Rep	544	0.8	0.2 r	0.2 r	0.2 r	0.2 r	0.2 r
Malaysia	548	89.6	36.1 r	28.2 r	25.4 r	17.5 r	18.5 r
Maldives	556	2.0	0.5 r	0.4 r	0.6 r	0.5 r	0.5 r
Myanmar	518	0.8	0.2 r	0.2 r	0.2 r	0.2 r	0.2 r
Nauru	836	17.1	3.9 r	3.7 r	4.8 r	4.2 r	4.4 r
Nepal	558	1.0	0.2 r	0.2 r	0.3 r	0.2 r	0.2 r
Philippines	566	13.9	2.7 r	3.4 r	3.7 r	3.2 r	3.5 r	12.9	0.8 r	2.8 r	3.6 r	3.2 r	3.3 r
Samoa	862	2.9	0.6 r	0.6 r	0.8 r	0.7 r	0.7 r
Solomon Islands	813	0.3	0.1 r	0.1 r	0.1 r	0.1 r	0.1 r

Nigeria (694)

In Millions of U.S. Dollars

		Exports (FOB)						Imports (CIF)					
		2016	2015Q4	2016Q1	2016Q2	2016Q3	2016Q4	2016	2015Q4	2016Q1	2016Q2	2016Q3	2016Q4
Sri Lanka	524	0.9	0.1 r	0.1 r	0.5 r	0.1 r	0.1 r
Thailand	578	0.1	0.0 r	0.0 r	0.0 r	0.0 r	0.0 r	92.5	46.8 r	23.0 r	30.5 r	20.7 r	18.3 r
Tuvalu	869	0.2	0.0 r	0.0 r	0.1 r	0.0 r	0.0 r
Vanuatu	846	0.3	0.1 r	0.1 r	0.1 r	0.1 r	0.1 r
Vietnam	582	133.5 e	31.2 e	27.8 e	32.0 e	34.2 e	39.5 e	24.0	5.4 r	5.2 r	6.7 r	5.9 r	6.2 r
Asia n.s.	598	0.1	0.0 r	0.0 r	0.0 r	0.0 r	0.0 r	11.9	2.7 r	2.5 r	3.3 r	2.9 r	3.1 r
Europe	170	40.8	2.0	30.0	7.6	1.6	1.6	968.7	277.2	151.3	258.9	247.6	310.9
Emerg. & Dev. Europe	903	31.0	1.5	28.2	1.2	0.8	0.8	299.3	101.8	69.0	83.1	68.9	78.2
Bosnia and Herzegovina	963	0.1 e	0.0 e	0.0 e	0.0 e	0.0 e	0.0 e	0.5 e	0.0 e	0.1 e	0.1 e	0.1 e	0.1 e
Bulgaria	918	0.9	0.4 r	0.2 r	0.2 r	0.2 r	0.3 r
Croatia	960	0.1 e	0.2 e	0.1 e	0.0 e	2.1 e	0.6 e	0.5 e	0.9 e	0.1 e	0.6 e
Faroe Islands	816	90.1	20.3 r	19.3 r	25.2 r	22.1 r	23.4 r
Gibraltar	823	6.8	1.5 r	1.5 r	1.9 r	1.7 r	1.8 r
Hungary	944	2.7	0.6 r	0.6 r	0.7 r	0.7 r	0.6 r	21.7	7.4 r	4.7 r	4.7 r	6.8 r	5.5 r
Macedonia, FYR	962	0.1 e	0.0 e	0.0 e	0.0 e	0.0 e	0.0 e	0.1 e	0.0 e	0.0 e	0.0 e	0.0 e	0.0 e
Montenegro	943	0.0 e	0.0 e	0.0 e	0.0 e	0.1 e	0.0 e	0.1 e	0.0 e	0.0 e
Poland	964	59.0	31.6 r	12.2 r	13.1 r	13.4 r	20.2 r
Romania	968	20.9	6.5 r	4.5 r	10.2 r	3.0 r	3.2 r
Serbia, Republic of	942	27.9 e	0.6 e	27.5 e	0.4 e	0.0 e	0.1 e	7.9 e	3.4 e	4.5 e	0.5 e	2.7 e	0.2 e
Turkey	186	89.2	30.1 r	21.5 r	26.1 r	18.8 r	22.9 r
CIS	901	9.9	0.5	1.8	6.4	0.8	0.8	669.3	175.3	82.3	175.7	178.7	232.7
Armenia	911	0.5 e	0.4 e	0.1 e	0.3 e	0.2 e	0.0 e	0.0 e	0.0 e
Belarus	913	8.6 e	0.0 e	1.6 e	6.1 e	0.4 e	0.5 e
Georgia	915	0.0 e	0.0 e	0.0 e	0.0 e	0.0 e	0.0 e	0.1 e	0.0 e	0.0 e	0.0 e	0.0 e
Kazakhstan	916	0.0 e	0.0 e	0.0 e	0.0 e	0.0 e	0.0 e	0.0 e	0.3 e	0.0 e	0.0 e	0.0 e	0.0 e
Moldova	921	0.0 e	0.0 e	0.0 e	0.0 e	0.0 e	0.0 e	0.8 e	0.2 e	0.2 e	0.2 e	0.2 e	0.2 e
Russian Federation	922	571.2	151.5 r	73.5 r	158.3 r	132.5 r	206.8 r
Ukraine	926	0.7 e	0.1 e	0.2 e	0.2 e	0.1 e	0.1 e	97.2	23.3 r	8.5 r	17.2 r	45.8 r	25.6 r
Europe n.s.	884	0.1	0.0 r	0.0 r	0.0 r	0.0 r	0.0 r
Mid East, N Africa, Pak	440	211.5	120.2	68.5	42.3	66.5	34.1	920.2	217.1	199.6	258.7	226.1	235.8
Afghanistan, I.R. of	512	0.2	0.0 r	0.0 r	0.1 r	0.1 r	0.1 r
Algeria	612	0.4	0.1 r	0.1 r	0.1 r	0.1 r	0.1 r	1.9	0.4 r	0.4 r	0.5 r	0.5 r	0.5 r
Bahrain, Kingdom of	419	0.0	0.0 r	0.0 r	0.0 r	0.0 r	0.0 r	2.7	0.6 r	0.6 r	0.8 r	0.7 r	0.7 r
Djibouti	611	0.1	0.0 r	0.0 r	0.0 r	0.0 r	0.0 r
Egypt	469	62.3	14.3 r	13.4 r	17.5 r	15.3 r	16.2 r
Iran, I.R. of	429	2.2	0.5 r	0.5 r	0.6 r	0.5 r	0.6 r
Iraq	433	0.2	0.0 r	0.0 r	0.1 r	0.1 r	0.1 r
Jordan	439	179.2 e	113.0 e	61.4 e	30.7 e	59.7 e	27.4 e	8.4	2.0 r	2.1 r	2.2 r	2.1 r	2.0 r
Kuwait	443	7.7	1.7 r	1.6 r	2.2 r	1.9 r	2.0 r
Lebanon	446	3.6	0.5 r	0.9 r	1.5 r	0.8 r	0.5 r	38.8	15.4 r	10.2 r	11.8 r	9.3 r	7.4 r
Mauritania	682	0.3	0.1 r	0.1 r	0.1 r	0.1 r	0.1 r	95.8	21.6 r	20.6 r	26.9 r	23.6 r	24.9 r
Morocco	686	23.0	7.6 r	4.9 r	6.4 r	5.6 r	6.0 r
Oman	449	0.1 e	0.0 e	0.0 e	0.0 e	0.0 e	0.0 e	4.1	0.9 r	0.9 r	1.1 r	1.0 r	1.1 r
Pakistan	564	0.1	0.0 r	0.0 r	0.0 r	0.0 r	0.0 r	0.5	0.1 r	0.1 r	0.1 r	0.1 r	0.1 r
Qatar	453	0.5 e	0.1 e	0.1 e	0.1 e	0.1 e	0.1 e	0.2	0.1 r	0.1 r	0.1 r	0.1 r	0.1 r
Saudi Arabia	456	0.0	0.0 r	0.0 r	0.0 r	0.0 r	0.0 r	98.8	22.3 r	21.2 r	27.7 r	24.3 r	25.6 r
Somalia	726	24.8	5.6 r	5.3 r	7.0 r	6.1 r	6.4 r
Sudan	732	13.8	2.5 r	2.6 r	6.4 r	2.5 r	2.2 r	1.8	0.2 r	0.2 r	0.6 r	0.6 r	0.4 r
Syrian Arab Republic	463	10.1 e	3.0 e	2.5 e	2.4 e	2.4 e	2.8 e	5.6	1.3 r	1.2 r	1.6 r	1.4 r	1.5 r
United Arab Emirates	466	0.5	0.2 r	0.1 r	0.1 r	0.1 r	0.1 r	529.6	119.6 r	113.7 r	148.4 r	130.2 r	137.3 r
West Bank and Gaza	487	2.8 e	0.6 e	0.6 e	0.8 e	0.7 e	0.7 e
Yemen, Republic of	474	11.5	2.6 r	2.5 r	3.2 r	2.8 r	3.0 r
Sub-Saharan Africa	603	4,663.7	1,385.3	1,099.8	1,139.1	1,270.5	1,154.2	1,317.3	348.9	296.0	375.9	318.4	327.1
Angola	614	0.4	0.1 r	0.1 r	0.1 r	0.1 r	0.1 r	6.8	1.5 r	1.5 r	1.9 r	1.7 r	1.8 r
Benin	638	14.4	4.5 r	3.6 r	3.8 r	3.4 r	3.6 r	237.3	53.6 r	51.0 r	66.5 r	58.3 r	61.6 r
Botswana	616	0.0	0.0 r	0.0 r	0.0 r	0.0 r	0.0 r	2.1	0.5 r	0.5 r	0.6 r	0.5 r	0.6 r
Burkina Faso	748	0.1	0.0 r	0.0 r	0.0 r	0.0 r	0.0 r	4.4	1.0 r	0.9 r	1.2 r	1.1 r	1.1 r
Burundi	618	0.3	0.1 r	0.1 r	0.1 r	0.1 r	0.1 r
Cabo Verde	624	0.0	0.0 r	0.0 r	0.0 r	0.0 r	0.0 r	0.1	0.0 r	0.0 r	0.0 r	0.0 r	0.0 r
Cameroon	622	201.8	62.9 r	49.9 r	53.7 r	47.0 r	51.1 r	2.3	0.5 r	0.5 r	0.6 r	0.6 r	0.6 r

Nigeria (694)

In Millions of U.S. Dollars

		Exports (FOB)						Imports (CIF)					
		2016	2015Q4	2016Q1	2016Q2	2016Q3	2016Q4	2016	2015Q4	2016Q1	2016Q2	2016Q3	2016Q4
Central African Rep.	626	0.4	0.1 r	0.1 r	0.1 r	0.1 r	0.1 r	0.7	0.2 r	0.1 r	0.2 r	0.2 r	0.2 r
Chad	628	6.4	2.0 r	1.6 r	1.7 r	1.5 r	1.6 r	0.9	0.2 r	0.2 r	0.2 r	0.2 r	0.2 r
Comoros	632	0.1	0.0 r	0.0 r	0.0 r	0.0 r	0.0 r
Congo, Dem. Rep. of	636	0.2	0.1 r	0.0 r	0.1 r	0.0 r	0.0 r	2.3	0.5 r	0.5 r	0.6 r	0.6 r	0.6 r
Congo, Republic of	634	0.1	0.0 r	0.0 r	0.0 r	0.0 r	0.0 r	1.4	0.3 r	0.3 r	0.4 r	0.4 r	0.4 r
Côte d'Ivoire	662	1,095.3	341.4 r	271.1 r	291.8 r	255.3 r	277.1 r	30.1	6.8 r	6.5 r	8.4 r	7.4 r	7.8 r
Equatorial Guinea	642	0.1	0.0 r	0.0 r	0.0 r	0.0 r	0.0 r
Ethiopia	644	6.3	1.4 r	1.4 r	1.8 r	1.6 r	1.6 r
Gabon	646	5.4	1.7 r	1.3 r	1.4 r	1.3 r	1.4 r	27.1	6.1 r	5.8 r	7.6 r	6.7 r	7.0 r
Ghana	652	405.1	126.3 r	100.2 r	107.9 r	94.4 r	102.5 r	56.1	12.7 r	12.0 r	15.7 r	13.8 r	14.5 r
Guinea	656	0.2	0.1 r	0.1 r	0.1 r	0.0 r	0.1 r	69.3	15.7 r	14.9 r	19.4 r	17.0 r	18.0 r
Guinea-Bissau	654	17.2	3.9 r	3.7 r	4.8 r	4.2 r	4.5 r
Kenya	664	0.2	0.1 r	0.1 r	0.1 r	0.0 r	0.1 r	36.8	8.3 r	7.9 r	10.3 r	9.0 r	9.5 r
Lesotho	666	0.0 e	0.0 e	0.0 e	0.0 e	0.0 e	0.0 e	0.4	0.1 r	0.1 r	0.1 r	0.1 r	0.1 r
Liberia	668	2.2	0.5 r	0.5 r	0.6 r	0.5 r	0.6 r
Madagascar	674	2.5	0.6 r	0.5 r	0.7 r	0.6 r	0.7 r
Malawi	676	0.5	0.1 r	0.1 r	0.1 r	0.1 r	0.1 r
Mali	678	3.2	1.0 r	0.8 r	0.9 r	0.8 r	0.8 r	1.4	0.3 r	0.3 r	0.4 r	0.4 r	0.4 r
Mauritius	684	0.0	0.0 r	0.0 r	0.0 r	0.0 r	0.0 r	19.6	4.9 r	4.9 r	4.9 r	4.9 r	4.9 r
Mozambique	688	0.4 e	0.1 e	0.1 e	0.1 e	0.1 e	0.1 e	0.5	0.1 r	0.1 r	0.2 r	0.1 r	0.1 r
Namibia	728	0.1 e	0.0 e	0.0 e	0.0 e	0.0 e	0.0 e	18.3	4.1 r	3.9 r	5.1 r	4.5 r	4.7 r
Niger	692	0.7	0.2 r	0.2 r	0.2 r	0.2 r	0.2 r	3.7	0.8 r	0.8 r	1.0 r	0.9 r	0.9 r
Rwanda	714	0.3	0.1 r	0.1 r	0.1 r	0.1 r	0.1 r
São Tomé & Príncipe	716	0.3	0.1 r	0.1 r	0.1 r	0.1 r	0.1 r
Senegal	722	780.5	202.5 r	193.9 r	203.3 r	186.7 r	196.6 r	38.4	11.6 r	9.3 r	9.8 r	9.6 r	9.7 r
Seychelles	718	0.0 e	0.0 e	0.0 e	0.0 e	0.0 e	0.0 e	0.1	0.0 r	0.0 r	0.0 r	0.0 r	0.0 r
Sierra Leone	724	1.2	0.3 r	0.3 r	0.3 r	0.3 r	0.3 r
South Africa	199	2,148.2	642.0 r	476.6 r	473.7 r	679.3 r	518.6 r	439.5	143.0 r	98.3 r	137.4 r	101.9 r	101.9 r
Swaziland	734	0.0	0.0 r	0.0 r	0.0 r	0.0 r	0.0 r	8.8	2.0 r	1.9 r	2.5 r	2.2 r	2.3 r
Tanzania	738	0.0	0.0 r	0.0 r	0.0 r	0.0 r	0.0 r	10.9	2.5 r	2.3 r	3.0 r	2.7 r	2.8 r
Togo	742	0.2	0.1 r	0.0 r	0.0 r	0.0 r	0.0 r	252.9	61.6 r	60.8 r	65.2 r	62.9 r	63.8 r
Uganda	746	0.4	0.1 r	0.0 r	0.1 r	0.2 r	0.0 r
Zambia	754	1.8	0.2 r	1.3 r	0.2 r	0.2 r	0.2 r
Zimbabwe	698	10.9	2.5 r	2.3 r	3.0 r	2.7 r	2.8 r
Africa n.s.	799	1.5	0.3 r	0.3 r	0.4 r	0.4 r	0.4 r
Western Hemisphere	205	2,025.0	1,751.4	739.4	694.6	307.6	283.4	810.9	187.5	179.1	211.3	215.7	204.7
Anguilla	312	0.1	0.0 r	0.0 r	0.0 r	0.0 r	0.0 r
Antigua and Barbuda	311	0.1 e	0.0 e	0.0 e	0.0 e	0.0 e	0.0 e	3.2	0.7 r	0.7 r	0.9 r	0.8 r	0.8 r
Argentina	213	44.4	13.8 r	11.0 r	11.8 r	10.3 r	11.2 r	93.0	21.0 r	20.0 r	26.1 r	22.9 r	24.1 r
Bahamas, The	313	4.5 e	1.2 e	1.1 e	1.6 e	0.8 e	1.0 e	1.7	0.4 r	0.4 r	0.5 r	0.4 r	0.4 r
Barbados	316	0.0	0.0 r	0.0 r	0.0 r	0.0 r	0.0 r	1.0	0.3 r	0.3 r	0.3 r	0.3 r	0.3 r
Belize	339	0.0 e	0.0 e	0.0 e	0.0 e	0.0 e	15.4	3.5 r	3.3 r	4.3 r	3.8 r	4.0 r
Bermuda	319	7.0	1.6 r	1.5 r	2.0 r	1.7 r	1.8 r
Brazil	223	1,513.0	1,592.2 r	612.9 r	557.6 r	188.5 r	154.0 r	281.7	66.4 r	64.7 r	69.3 r	80.6 r	67.1 r
Chile	228	0.5	0.0 r	0.0 r	0.3 r	0.1 r	41.7	1.7 r	2.1 r	8.8 r	15.0 r	15.7 r
Colombia	233	0.9	0.2 r	0.2 r	0.2 r	0.2 r	0.2 r
Costa Rica	238	0.0 e	0.0 e	0.0 e	0.0 e	0.0 e	0.0 e	1.6	0.4 r	0.3 r	0.5 r	0.4 r	0.4 r
Dominican Republic	243	0.7 e	0.2 e	0.2 e	0.2 e	0.2 e	0.2 e	5.4	1.2 r	1.2 r	1.5 r	1.3 r	1.4 r
Ecuador	248	7.0	0.7 r	1.5 r	2.0 r	1.7 r	1.8 r
El Salvador	253	0.4 e	0.1 e	0.1 e	0.1 e	0.1 e	0.1 e	0.2	0.0 r	0.0 r	0.0 r	0.0 r	0.0 r
Falkland Islands	323	1.2	0.3 r	0.2 r	0.3 r	0.3 r	0.3 r
Greenland	326	1.7	0.4 r	0.4 r	0.5 r	0.4 r	0.4 r
Grenada	328	0.0 e	0.0 e	0.0 e	0.0 e	0.0 e	0.0 e	24.3	5.5 r	5.2 r	6.8 r	6.0 r	6.3 r
Guatemala	258	0.7 e	0.2 e	0.2 e	0.2 e	0.2 e	0.2 e	0.4	0.1 r	0.1 r	0.1 r	0.1 r	0.1 r
Guyana	336	0.8	0.2 r	0.2 r	0.2 r	0.2 r	0.2 r
Haiti	263	0.1	0.0 r	0.0 r	0.0 r	0.0 r	0.0 r
Honduras	268	0.4 e	0.0 e	0.1 e	0.1 e	0.1 e	0.1 e
Jamaica	343	4.9	1.1 r	1.0 r	1.4 r	1.2 r	1.3 r
Mexico	273	29.9	11.4 r	6.0 r	11.8 r	6.7 r	5.4 r
Netherlands Antilles	353	0.0 e	0.0 e	0.0 e	0.0 e	0.0 e	0.0 e	24.6	5.6 r	5.3 r	6.9 r	6.0 r	6.4 r

Nigeria (694)

In Millions of U.S. Dollars

		Exports (FOB)						Imports (CIF)					
		2016	2015Q4	2016Q1	2016Q2	2016Q3	2016Q4	2016	2015Q4	2016Q1	2016Q2	2016Q3	2016Q4
Nicaragua	278	2.0	0.5 r	0.4 r	0.6 r	0.5 r	0.5 r
Panama	283	223.7	56.0 r	55.9 r	55.9 r	55.9 r	55.9 r
Paraguay	288	2.1	0.5 r	0.5 r	0.6 r	0.5 r	0.5 r
Peru	293	61.1	19.1 r	15.1 r	16.3 r	14.3 r	15.5 r	3.1	0.7 r	0.7 r	0.9 r	0.8 r	0.8 r
St. Vincent & Grens.	364	0.0 e	0.0 e	0.0 e	0.0 e	0.0 e	0.0 e	2.8	0.6 r	0.6 r	0.8 r	0.7 r	0.7 r
Suriname	366	0.0	0.0 r	0.0 r	0.0 r	0.0 r	0.0 r	2.3	0.5 r	0.5 r	0.7 r	0.6 r	0.6 r
Trinidad and Tobago	369	0.1 e	0.0 e	0.0 e	0.0 e	0.0 e	0.0 e	0.7	0.2 r	0.1 r	0.2 r	0.2 r	0.2 r
Uruguay	298	399.1	124.4 r	98.8 r	106.3 r	93.0 r	101.0 r	2.7	0.6 r	0.6 r	0.8 r	0.7 r	0.7 r
Venezuela, Rep. Bol.	299	20.1	4.6 r	4.3 r	5.6 r	5.0 r	5.2 r
Western Hem. n.s.	399	3.5	0.8 r	0.8 r	1.0 r	0.9 r	0.9 r
Other Countries n.i.e	910	0.4	0.1	0.1	0.1	0.1	0.1
Cuba	928	0.4	0.1 r	0.1 r	0.1 r	0.1 r	0.1 r
Countries & Areas n.s.	898	230.0	71.7 r	56.9 r	61.3 r	53.6 r	58.2 r	6,279.1	1,418.2 r	1,348.0 r	1,759.4 r	1,543.2 r	1,628.5 r
Memorandum Items													
Africa	605	4,678.3	1,388.0	1,102.6	1,145.8	1,273.2	1,156.7	1,464.7	384.4	327.4	417.3	354.8	365.2
Middle East	405	196.8	117.4	65.7	35.7	63.8	31.6	772.1	181.4	168.0	217.1	189.5	197.5
European Union	998	8,791.0	3,382.1	2,297.1	2,086.8	2,076.3	2,330.8	7,591.0	2,149.1	1,619.1	2,068.2	1,809.7	2,093.9
Export earnings: fuel	080	14.0	4.3	3.5	3.7	3.3	3.5	1,326.3	321.5	235.7	369.9	318.1	402.6
Export earnings: nonfuel	092	39,191.5	13,239.8	9,769.9	10,104.1	9,138.9	10,178.6	30,521.8	9,255.8	6,779.6	8,351.1	7,583.5	7,807.6

Norway (142)

In Millions of U.S. Dollars

		Exports (FOB)						Imports (CIF)					
		2016	2015Q4	2016Q1	2016Q2	2016Q3	2016Q4	2016	2015Q4	2016Q1	2016Q2	2016Q3	2016Q4
IFS World		88,030.0	24,766.5	20,654.1	21,428.5	21,216.4	24,734.1	72,011.3	18,436.8	16,550.1	18,489.7	18,342.8	18,630.3
World	001	87,882.6	24,306.0	20,755.2	21,428.5	20,943.2	24,755.7	71,328.9	18,286.8	16,600.4	18,489.7	17,667.3	18,571.6
Advanced Economies	110	76,609.9	21,332.3	18,226.3	18,591.4	17,928.6	21,863.6	52,426.7	13,446.9	12,226.2	13,848.8	12,888.2	13,463.5
Euro Area	163	39,381.6	10,891.2	9,269.1	9,280.1	9,105.0	11,727.4	24,677.1	6,131.9	5,707.3	6,485.4	5,947.6	6,536.9
Austria	122	215.6	51.8	47.7	60.3	60.9	46.6 r	532.3	144.1	127.3	146.5	125.1	133.4 r
Belgium	124	3,888.3	1,264.2	1,026.3	937.2	790.8	1,134.0 r	1,317.5	336.1	261.9	353.1	328.4	374.2 r
Cyprus	423	92.6	9.2	1.4	9.4	3.4	78.4 r	5.7	0.5	0.9	1.2	1.2	2.3 r
Estonia	939	143.4	39.0	32.8	35.6	34.5	40.5 r	569.2	142.3	128.0	146.6	148.0	146.6 r
Finland	172	1,132.5	313.9	267.6	309.4	235.2	320.4 r	1,752.9	437.3	410.4	468.7	396.5	477.3 r
France	132	6,089.2	1,824.8	1,515.7	1,287.4	1,349.0	1,937.2 r	2,392.4	644.4	572.6	606.6	567.1	646.1 r
Germany	134	12,700.0	4,083.9	3,160.4	3,077.2	3,021.3	3,441.1 r	8,714.0	2,195.0	1,965.0	2,362.0	2,155.9	2,231.0 r
Greece	174	127.7	30.1	48.7	24.5	23.9	30.6 r	67.9	15.4	21.4	16.7	16.7	13.1 r
Ireland	178	1,398.9	341.8	229.1	356.9	321.8	491.1 r	531.2	155.8	120.0	126.9	118.2	166.2 r
Italy	136	1,173.0	251.3	249.4	274.6	304.8	344.2 r	2,182.4	543.1	556.2	585.9	514.9	525.4 r
Latvia	941	105.6	29.6	26.0	19.0	27.9	32.7 r	335.0	87.9	74.5	87.3	83.9	89.3 r
Lithuania	946	614.2	135.0	161.6	144.4	147.2	161.0 r	802.8	192.3	176.0	209.4	196.1	221.3 r
Luxembourg	137	24.0	5.4	4.2	4.5	5.1	10.2 r	92.2	20.1	27.0	25.7	20.0	19.5 r
Malta	181	9.4	3.4	5.0	1.7	1.6	1.2 r	4.4	1.1	1.2	1.3	1.0	0.9 r
Netherlands	138	9,419.2	2,083.1	1,941.1	2,096.4	2,277.1	3,104.6 r	2,904.3	646.0	606.0	745.8	735.5	817.0 r
Portugal	182	567.5	103.3	127.5	211.2	110.8	118.0 r	312.8	69.7	72.4	71.6	86.3	82.5 r
Slovak Republic	936	38.7	11.4	9.3	9.2	9.5	10.7 r	380.2	95.2	78.5	81.9	103.4	116.5 r
Slovenia	961	7.3	1.8	2.2	1.7	1.9	1.6 r	128.8	33.9	26.6	37.7	29.7	34.8 r
Spain	184	1,634.4	308.3	413.2	419.5	378.2	423.4 r	1,651.0	371.7	481.5	410.4	319.5	439.6 r
Australia	193	188.7	91.0	51.1	49.1	43.8	44.7 r	84.6	20.9	19.0	17.3	23.7	24.6 r
Canada	156	938.3	206.4	176.1	242.0	255.7	264.5 r	1,284.8	386.5	345.2	244.5	335.3	359.8 r
China,P.R.: Hong Kong	532	200.4	55.1	44.1	64.8	47.3	44.2 r	96.3	26.2	23.4	18.6	28.0	26.3 r
China,P.R.: Macao	546	0.3	0.2	0.0	0.1	0.0 r	0.6	0.1	0.2	0.0	0.0	0.4 r
Czech Republic	935	221.3	46.4	47.0	63.6	51.9	58.8 r	819.8	217.9	186.3	215.5	192.1	225.9 r
Denmark	128	3,548.4	925.2	820.3	936.4	980.8	810.9 r	4,064.7	1,157.0	883.7	1,024.9	1,018.3	1,137.8 r
Iceland	176	437.7	106.5	102.8	114.2	107.8	112.9 r	219.3	64.5	50.3	56.9	49.4	62.7 r
Israel	436	164.0	42.3	31.1	36.4	46.9	49.6 r	114.2	24.0	29.0	46.0	18.1	21.0 r
Japan	158	1,222.9	353.4	224.0	294.2	354.7	350.1 r	1,709.6	383.7	424.4	449.8	440.9	394.5 r
Korea, Republic of	542	596.0	333.8	262.2	549.9	171.3	378.6
New Zealand	196	40.9	17.2	4.8	4.9	24.1	7.1 r	47.8	11.2	8.6	15.4	13.3	10.5 r
San Marino	135	3.7	3.7 r	0.1	0.1 r
Singapore	576	1,012.0	378.5	327.4	272.6	102.5	309.5 r	338.8	78.8	76.7	104.3	112.5	45.3 r
Sweden	144	5,754.3	1,502.4	1,286.4	1,570.8	1,433.6	1,463.5 r	8,675.7	2,161.1	1,974.7	2,370.8	2,058.8	2,271.4 r
Switzerland	146	507.7	110.2	91.2	115.9	124.1	176.5 r	881.9	238.9	201.2	262.1	221.3	197.2 r
Taiwan Prov.of China	528	214.1	70.0	58.8	43.9	42.8	68.6 r	484.6	113.5	121.2	129.4	118.8	115.3 r
United Kingdom	112	18,436.8	5,572.6	4,504.3	4,283.1	4,177.4	5,471.9 r	3,677.1	1,263.6	949.8	934.2	887.0	906.1 r
United States	111	3,740.8	964.1	853.7	957.3	1,029.9	899.8 r	4,699.8	1,167.0	1,053.8	1,095.0	1,423.2	1,127.8 r
Emerg. & Dev. Economies	200	11,271.2	2,972.5	2,528.4	2,836.4	3,014.6	2,891.8	18,899.5	4,839.4	4,373.4	4,640.3	4,778.2	5,107.6
Emerg. & Dev. Asia	505	3,801.4	1,085.6	866.0	1,075.7	913.8	945.8	10,109.1	2,482.1	2,395.9	2,272.7	2,628.4	2,812.1
Bangladesh	513	16.1	19.9	2.4	3.2	4.3	6.2 r	251.2	50.6	60.2	57.5	79.9	53.5 r
Bhutan	514	0.4	0.1	0.3
Brunei Darussalam	516	1.8	0.5	0.3	0.4	0.2	0.9 r	0.0	0.0	0.0	0.0	0.0 r
Cambodia	522	0.1	0.1	0.0	0.0	0.0 r	59.2	10.7	14.4	12.6	18.6	13.6 r
China,P.R.: Mainland	924	2,356.4	706.6	580.7	585.5	558.5	631.8 r	8,012.8	2,020.9	1,891.0	1,767.6	2,069.7	2,284.5 r
Fiji	819	0.0	0.0	0.0	0.0	0.0	0.0 r	0.1	0.0	0.0	0.0	0.0	0.0 r
F.T. French Polynesia	887	0.1	0.0	0.0	0.1	0.0	0.0 r	0.1	0.1	0.0	0.0	0.0	0.0 r
F.T. New Caledonia	839	1.2	0.5	0.4	0.5	0.2	0.1 r
Guam	829	0.3	0.1	0.1	0.1	0.1	0.0 r
India	534	257.7	60.3	70.7	66.2	57.9	62.9 r	419.4	91.8	103.8	101.7	113.7	100.2 r
Indonesia	536	204.0	79.2	15.4	104.3	69.5	14.9 r	174.4	35.6	44.6	42.3	44.1	43.4 r
Lao People's Dem.Rep	544	0.1	0.1	0.0	0.0	0.0	0.0 r	1.7	0.4	0.5	0.4	0.5	0.4 r
Malaysia	548	197.2	74.1	55.6	57.0	39.1	45.5 r	280.3	77.2	62.2	80.0	64.2	73.8 r
Maldives	556	0.8	0.1	0.6	0.1	0.0	0.1 r	0.6	0.0	0.1	0.1	0.1	0.2 r
Marshall Islands	867	7.2	7.2 r	13.2	13.2 r
Mongolia	948	0.2	0.1	0.1	0.0	0.0	0.1 r	0.6	0.1	0.2	0.0	0.2	0.2 r
Myanmar	518	1.2	0.2	0.3	0.2	0.4	0.3 r	11.1	1.3	2.1	1.5	3.7	3.8 r

Norway (142)

In Millions of U.S. Dollars

		Exports (FOB)						Imports (CIF)					
		2016	2015Q4	2016Q1	2016Q2	2016Q3	2016Q4	2016	2015Q4	2016Q1	2016Q2	2016Q3	2016Q4
Nepal	558	0.6	0.3	0.1	0.2	0.1	0.3 r	2.7	0.8	0.7	0.5	0.7	0.7 r
Papua New Guinea	853	2.2	0.1	0.2	0.1	1.9	0.0 r	0.4	0.0	0.3	0.1	0.0	0.0 r
Philippines	566	76.2	31.1	21.8	20.5	17.4	16.5 r	36.6	8.7	9.8	8.7	8.5	9.6 r
Sri Lanka	524	7.0	2.0	2.7	0.9	1.0	2.4 r	43.9	11.0	10.5	10.6	11.9	10.9 r
Thailand	578	272.3	47.6	46.7	69.9	84.5	71.2 r	409.5	105.9	88.1	98.7	107.3	115.4 r
Timor-Leste	537	1.0	0.1	0.1	1.0	0.0	0.0
Vietnam	582	313.8	60.5	67.6	82.6	78.4	85.2 r	391.4	67.0	107.3	90.3	105.1	88.8 r
Asia n.s.	598	83.3	2.0	0.3	83.0	0.0	0.0 r	0.0	0.0	0.0	0.0 r
Europe	170	3,794.1	979.7	825.6	885.6	1,039.9	1,043.0	5,596.4	1,484.9	1,229.1	1,530.4	1,325.7	1,511.3
Emerg. & Dev. Europe	903	2,960.2	810.8	681.4	741.6	726.1	811.0	4,269.2	1,110.3	933.3	1,176.2	974.0	1,185.7
Albania	914	2.5	0.5	0.7	0.7	0.5	0.6 r	2.4	0.6	0.7	0.5	0.7	0.6 r
Bosnia and Herzegovina	963	2.3	1.3	1.0	0.6	0.2	0.5 r	18.4	3.6	4.3	5.5	4.6	3.9 r
Bulgaria	918	35.2	5.6	8.7	12.4	7.1	7.1 r	74.6	18.0	17.8	17.1	19.7	20.0 r
Croatia	960	35.9	9.0	6.5	10.4	7.4	11.5 r	70.4	16.7	7.4	23.2	24.6	15.1 r
Faroe Islands	816	84.1	24.3	29.9	15.5	22.4	16.4 r	61.1	12.3	14.1	21.1	7.2	18.7 r
Gibraltar	823	23.2	8.0	4.9	16.8	1.0	0.5 r	5.6	0.0	5.4	0.0	0.1	0.0 r
Hungary	944	96.0	22.1	25.1	23.6	22.2	25.1 r	324.0	82.2	72.5	90.4	76.9	84.2 r
Macedonia, FYR	962	0.9	0.4	0.0	0.3	0.3	0.3 r	9.0	1.9	2.0	3.4	2.1	1.6 r
Poland	964	2,079.3	562.7	454.7	518.9	509.4	596.3 r	2,556.0	632.7	535.7	750.6	602.4	667.3 r
Romania	968	90.8	28.1	23.0	24.7	20.9	22.2 r	347.6	193.1	104.0	73.7	68.7	101.3 r
Serbia, Republic of	942	11.6	6.7	4.6	7.0	12.7	5.8	6.8	5.9
Turkey	186	498.4	142.1	122.4	110.7	134.7	130.6 r	787.4	143.4	162.6	184.8	166.9	273.1 r
CIS	901	834.0	168.9	144.2	144.0	313.7	232.0	1,324.2	374.3	295.1	352.9	351.4	324.8
Armenia	911	0.8	0.8	0.1	0.2	0.1	0.4 r	0.3	0.0	0.3	0.0
Azerbaijan, Rep. of	912	228.6	33.1	28.8	27.1	161.2	11.4 r	8.5	0.3	1.5	1.1	5.5	0.5 r
Belarus	913	137.3	34.9	30.3	26.2	44.0	36.9 r	108.0	43.7	27.8	24.6	24.7	31.0 r
Georgia	915	11.5	3.6	1.4	2.4	2.7	5.0 r	0.6	0.1	0.2	0.1	0.2	0.1 r
Kazakhstan	916	61.1	13.4	12.4	11.2	21.3	16.2 r	11.9	0.7	3.0	2.2	4.5	2.1 r
Kyrgyz Republic	917	1.9	0.6	0.2	0.3	0.4	1.0 r	0.0	0.0	0.0	0.0
Moldova	921	1.5	0.4	0.1	0.6	0.2	0.5 r	4.6	1.2	1.4	1.0	1.5	0.8 r
Russian Federation	922	260.8	51.5	36.1	50.0	56.1	118.6 r	1,148.2	317.9	252.5	315.3	304.5	275.8 r
Tajikistan	923	0.4	0.0	0.0	0.0	0.0	0.3 r	0.0	0.0	0.0	0.0
Turkmenistan	925	0.9	0.0	0.1	0.7	0.2	0.0 r	0.0	0.0	0.0	0.0	0.0 r
Ukraine	926	127.9	30.4	34.4	25.2	27.3	40.9 r	41.9	10.4	8.3	8.6	10.5	14.5 r
Uzbekistan	927	1.4	0.2	0.2	0.1	0.3	0.8 r	0.0	0.0	0.0	0.0	0.0	0.0 r
Europe n.s.	884	0.0	0.0	0.0	0.0	0.0	0.0 r	3.0	0.2	0.7	1.2	0.4	0.7 r
Mid East, N Africa, Pak	440	761.6	201.9	217.1	170.0	176.2	198.3	483.9	163.7	132.2	121.2	104.7	125.9
Afghanistan, I.R. of	512	1.3	0.6	0.4	0.4	0.4	0.1 r	0.2	0.0	0.0	0.0	0.0	0.1 r
Algeria	612	26.4	8.1	4.9	11.8	1.8	7.9 r	13.8	0.1	9.4	0.1	4.0	0.3 r
Bahrain, Kingdom of	419	7.6	2.6	2.4	1.5	1.1	2.7 r	11.2	4.6	1.4	5.4	2.3	2.2 r
Djibouti	611	0.8	0.1	0.3	0.1	0.5	0.0 r
Egypt	469	163.0	44.8	44.5	27.4	68.5	22.6 r	24.9	3.9	7.5	8.7	4.1	4.5 r
Iran, I.R. of	429	18.5	2.9	4.8	5.2	4.4	4.0 r	5.3	2.0	0.9	1.0	1.1	2.3 r
Iraq	433	2.4	0.3	0.2	0.3	1.2	0.8 r	0.0	0.0	0.0	0.0	0.0	0.0 r
Jordan	439	17.0	2.7	6.6	4.9	2.2	3.3 r	5.6	3.3	1.3	0.4	1.8	2.1 r
Kuwait	443	38.3	3.0	3.3	10.5	2.9	21.7 r	0.6	0.2	0.3	0.0	0.0	0.2 r
Lebanon	446	10.0	9.7	1.9	1.9	1.9	4.2 r	1.5	0.2	0.2	0.3	0.5	0.5 r
Libya	672	0.4	0.6	0.1	0.1	0.0	0.1 r	28.8	8.8	10.1	15.1	3.7	0.0 r
Mauritania	682	4.8	0.7	1.4	1.9	0.3	1.3 r	29.2	5.4	5.2	8.2	14.5	1.3 r
Morocco	686	35.7	11.8	4.4	13.1	6.7	11.5 r	133.2	31.9	41.1	36.3	24.6	31.2 r
Oman	449	10.8	1.6	2.4	2.3	1.2	4.9 r	0.6	0.8	0.4	0.0	0.0	0.1 r
Pakistan	564	10.7	2.7	2.6	2.9	2.7	2.6 r	81.6	15.1	20.4	20.9	21.1	19.2 r
Qatar	453	25.8	12.5	6.8	5.1	6.6	7.4 r	12.2	57.0	6.5	1.6	2.0	2.0 r
Saudi Arabia	456	125.8	28.2	66.9	15.9	16.4	26.5 r	24.1	3.1	7.5	7.4	5.1	4.1 r
Somalia	726	0.3	0.1	0.2	0.1	0.0	0.0 r	0.0	0.0	0.0
Sudan	732	1.9	0.1	1.0	0.2	0.2	0.6 r	0.1	0.3	0.1	0.0	0.0
Syrian Arab Republic	463	0.4	0.1	0.1	0.3	0.1	0.0 r	0.2	0.0	0.0	0.0	0.1	0.0 r
Tunisia	744	14.3	1.1	0.4	2.2	3.2	8.5 r	37.5	7.3	14.1	6.4	8.6	8.4 r
United Arab Emirates	466	245.2	67.6	61.6	62.2	53.8	67.6 r	73.4	19.3	5.8	9.2	11.2	47.3 r
West Bank and Gaza	487	0.1	0.0	0.1	0.0	0.1	0.1	0.1

Norway (142)

In Millions of U.S. Dollars

		Exports (FOB)						Imports (CIF)					
		2016	2015Q4	2016Q1	2016Q2	2016Q3	2016Q4	2016	2015Q4	2016Q1	2016Q2	2016Q3	2016Q4
Yemen, Republic of	474	0.0	0.1	0.0	0.0	0.0	0.0	0.0	0.0	0.0	0.0 r
Sub-Saharan Africa	603	1,759.7	380.9	340.5	352.0	590.2	477.1	660.5	130.0	145.1	183.1	179.8	152.5
Angola	614	464.5	48.2	74.7	166.8	145.3	77.6 r	52.1	2.7	0.5	21.0	26.9	3.8 r
Benin	638	10.9	2.1	6.5	0.5	1.7	2.3 r	0.0	0.0 r
Botswana	616	0.1	0.1	0.0	0.0 r	141.2	10.5	48.1	35.9	32.7	24.5 r
Burkina Faso	748	0.2	0.1	0.0	0.1	0.0	0.0 r	0.1	0.0	0.0	0.1	0.0	0.0 r
Burundi	618	0.2	0.0	0.0	0.2	0.0	0.0 r	0.1	0.0	0.0	0.0	0.0	0.0 r
Cabo Verde	624	0.1	0.0	0.0	0.0	0.0 r	0.0	0.0	0.0	0.0
Cameroon	622	5.6	0.9	1.4	3.3	0.4	0.5 r	0.1	0.1	0.1	0.0	0.0	0.0 r
Central African Rep.	626	0.1	116.4	0.0	0.1	0.0	0.0 r	0.0	0.2	0.0	0.0 r
Chad	628	0.0	0.0	0.0	0.0	0.0	0.0 r	0.0	0.3	0.0	0.0	0.0
Comoros	632	0.6	0.0	0.0	0.6	0.1	0.0	0.0	0.0
Congo, Dem. Rep. of	636	2.6	0.9	1.7	0.0	0.0	0.0
Congo, Republic of	634	309.5	59.6	47.1	54.9	147.9 r	8.0	2.2	4.4	1.2	0.2 r
Côte d'Ivoire	662	7.2	10.4	2.2	1.6	1.7	1.7 r	6.0	1.7	0.7	3.3	0.9	1.0 r
Equatorial Guinea	642	7.3	0.2	0.4	0.4	6.0	0.5 r	0.1	0.2	0.0	0.1
Eritrea	643	0.1	0.0	0.1	0.0	0.0 r	0.0	0.0	0.0	0.0	0.0	0.0 r
Ethiopia	644	2.5	0.4	0.9	0.5	0.4	0.7 r	18.9	4.6	5.1	5.3	4.6	4.0 r
Gabon	646	6.1	2.2	0.9	2.4	1.5	1.3 r	68.1	33.3	13.4	14.9	15.4	24.4 r
Gambia, The	648	0.4	0.3	0.1	0.1	0.1	0.2 r	0.0	0.0	0.0	0.0	0.0	0.0 r
Ghana	652	46.9	9.1	20.8	7.0	6.4	12.8 r	5.5	0.3	0.3	1.9	0.7	2.6 r
Guinea	656	0.7	0.1	0.3	0.3	0.1	0.1 r	0.0	0.0	0.0	0.0
Kenya	664	14.6	1.3	7.5	2.8	2.0	2.4 r	53.7	11.7	13.0	14.4	14.3	12.0 r
Liberia	668	23.2	55.1	3.7	0.2	19.1	0.1 r	0.0	0.0	0.0	0.0	0.0	0.0 r
Madagascar	674	0.1	0.0	0.1	0.1	0.0	0.0 r	2.4	0.6	0.5	0.5	0.5	0.9 r
Malawi	676	0.6	0.0	0.0	0.1	0.5 r	0.2	0.1	0.0	0.1	0.1	0.1 r
Mali	678	0.3	3.0	0.1	0.1	0.1	0.1 r	0.2	0.1	0.0	0.1	0.0	0.0 r
Mauritius	684	3.5	0.9	0.7	1.2	0.7	0.9 r	2.1	1.3	0.4	0.4	1.0	0.3 r
Mozambique	688	4.5	0.9	0.6	1.9	1.1	0.9 r	1.2	0.4	0.1	0.5	0.3	0.3 r
Namibia	728	141.4	1.5	3.9	4.1	131.7	1.7 r	27.2	5.8	4.9	4.6	5.6	12.1 r
Nigeria	694	460.0	100.7	134.8	88.6	123.4	113.2 r	22.9	0.1	10.7	10.9	0.7	0.6 r
Rwanda	714	0.6	0.1	0.1	0.2	0.2	0.0 r	0.3	0.2	0.1	0.0	0.0	0.2 r
Senegal	722	2.4	0.6	0.1	0.9	1.1	0.3 r	18.1	5.5	4.3	6.5	6.9	0.4 r
Seychelles	718	1.2	1.2	0.1	0.2	0.5	0.4 r	0.0	0.0	0.0
Sierra Leone	724	0.3	0.1	0.0	0.1	0.1	0.1 r
South Africa	199	175.7	21.5	17.6	16.6	69.1	72.4 r	222.1	45.0	39.0	54.5	65.3	63.4 r
South Sudan, Rep. of	733	0.2	0.2 r	0.0	0.0 r
Swaziland	734	0.0	0.0	0.0	0.0	0.0	4.2	0.7	0.9	1.8	0.9	0.7 r
Tanzania	738	5.4	2.7	0.8	0.9	2.8	0.9 r	1.5	0.4	0.4	0.4	0.4	0.3 r
Togo	742	52.6	0.2	0.1	0.2	16.6	35.7 r	0.0	0.0	0.0	0.0	0.0	0.0 r
Uganda	746	4.8	0.5	1.3	1.3	1.3	0.9 r	1.7	0.4	0.3	0.4	0.7	0.3 r
Zambia	754	2.2	0.2	0.1	0.4	0.9	0.7 r	0.5	0.1	0.0	0.2	0.1	0.2 r
Zimbabwe	698	0.4	0.1	0.1	0.1	0.2	0.1 r	1.7	3.5	0.1	0.9	0.5	0.2 r
Western Hemisphere	205	1,154.4	324.4	279.2	353.0	294.5	227.6	2,049.6	578.8	471.1	533.0	539.6	505.8
Antigua and Barbuda	311	0.3	0.1	0.0	0.1	0.2 r	0.0	0.0	0.0	0.0
Argentina	213	76.1	22.1	6.7	18.6	23.1	27.7 r	25.8	7.1	3.4	7.9	8.7	5.7 r
Aruba	314	0.5	0.0	0.3	0.0	0.1	0.0 r	0.0	0.0 r
Bahamas, The	313	93.6	2.2	22.1	67.0	3.7	0.8 r	0.8	2.6	0.1	0.3	0.3	0.1 r
Barbados	316	0.8	0.3	0.3	0.2	0.3	0.1 r	0.1	0.1	0.0	0.0	0.0	0.1 r
Belize	339	0.1	0.0	0.0	0.1 r	0.2	0.0	0.0	0.0	0.0	0.1 r
Bermuda	319	3.6	0.6	0.9	0.8	0.4	1.5 r	17.6	0.0	17.6	0.0	0.0	0.0 r
Bolivia	218	6.1	1.4	1.3	1.1	1.4	2.2 r	2.4	0.5	0.5	0.5	0.7	0.7 r
Brazil	223	492.2	171.2	119.2	115.8	139.6	117.6 r	1,086.6	328.1	243.9	275.7	288.6	278.5 r
Chile	228	135.0	18.4	29.7	48.7	35.5	21.1 r	134.8	31.8	38.8	36.8	26.8	32.3 r
Colombia	233	23.8	8.5	9.7	6.4	3.7	4.1 r	121.7	26.8	30.6	28.6	30.1	32.4 r
Costa Rica	238	10.6	1.8	3.9	2.6	3.5	0.6 r	47.5	12.4	11.9	14.8	11.8	9.0 r
Curacao	354	0.7	0.7 r	0.3	0.3 r
Dominica	321	0.0	0.2	0.0	0.0 r	0.0	0.0	0.0	0.0
Dominican Republic	243	55.3	12.3	15.2	10.2	20.2	9.7 r	15.3	3.1	3.1	3.9	4.4	3.8 r
Ecuador	248	3.3	2.9	0.9	0.5	0.7	1.2 r	35.5	8.9	9.8	9.9	6.6	9.1 r

Norway (142)

In Millions of U.S. Dollars

		Exports (FOB)						Imports (CIF)					
		2016	2015Q4	2016Q1	2016Q2	2016Q3	2016Q4	2016	2015Q4	2016Q1	2016Q2	2016Q3	2016Q4
El Salvador	253	1.2	0.2	0.0	0.5	0.6	0.0 r	1.4	0.2	0.4	0.2	0.5	0.3 r
Greenland	326	19.6	0.3	0.2	14.6	4.3	0.4 r	26.4	2.8	3.3	9.2	11.1	2.9 r
Grenada	328	0.3	0.1	0.1	0.1	0.0	0.1 r	0.1	0.0	0.0	0.0	0.0	0.0 r
Guatemala	258	13.0	0.8	0.6	6.9	5.0	0.5 r	17.7	1.6	3.0	5.3	5.2	4.2 r
Guyana	336	1.1	0.1	0.7	0.4	0.0	0.0 r	0.0	0.0	0.0	0.0	0.0	0.0 r
Haiti	263	2.3	0.7	0.6	0.5	0.6	0.7 r	0.1	0.2	0.0	0.0	0.0	0.0 r
Honduras	268	1.5	0.5	0.3	0.5	0.5	0.2 r	3.7	0.4	1.2	1.6	0.6	0.3 r
Jamaica	343	19.4	3.7	6.3	2.5	5.3	5.3 r	0.5	0.1	0.1	0.1	0.2	0.1 r
Mexico	273	128.3	17.0	37.2	33.8	35.4	21.8 r	203.9	47.9	49.4	60.8	48.0	45.7 r
Nicaragua	278	9.8	13.7	0.3	8.7	0.5	0.3 r	2.7	0.9	0.0	1.2	0.9	0.6 r
Panama	283	13.8	4.2	8.5	1.6	1.5	2.2 r	23.0	15.4	1.5	3.1	15.7	2.6 r
Paraguay	288	2.0	0.1	0.3	0.6	0.4	0.6 r	0.4	0.0	0.0	0.0	0.4	0.0 r
Peru	293	12.4	32.1	4.5	1.8	1.8	4.3 r	227.5	79.0	44.3	59.7	60.1	63.4 r
Suriname	366	0.1	0.0	0.1	0.0 r	0.3	0.1	0.0	0.0	0.1	0.2 r
Trinidad and Tobago	369	9.9	5.8	4.1	2.8	1.5	1.5 r	7.1	0.3	0.3	0.9	3.6	2.3 r
Uruguay	298	14.0	1.8	4.0	4.4	3.9	1.6 r	46.1	8.4	7.5	12.3	15.1	11.2 r
Venezuela, Rep. Bol.	299	2.7	0.9	1.2	1.1	0.3	0.1 r	0.2	0.1	0.0	0.1	0.0	0.1 r
Western Hem. n.s.	399	0.9	0.3	0.3	0.1	0.4	0.1 r	0.0	0.0	0.0
Other Countries n.i.e	910	0.4	0.6	0.1	0.0	0.0	0.3	2.1	0.5	0.4	0.4	0.8	0.4
Cuba	928	0.4	0.6	0.1	0.0	0.0	0.3 r	2.1	0.5	0.4	0.4	0.8	0.4 r
Countries & Areas n.s.	898	1.0	0.5	0.4	0.6	0.6	0.0	0.4	0.2
Memorandum Items													
Africa	605	1,843.8	402.8	353.0	381.2	603.0	506.7	874.2	175.0	215.0	234.1	231.5	193.7
Middle East	405	665.3	176.7	201.5	137.6	160.3	165.8	188.4	103.5	41.9	49.2	31.9	65.5
European Union	998	69,679.5	19,565.3	16,445.1	16,723.9	16,315.9	20,194.7	45,287.0	11,874.2	10,439.2	11,985.7	10,896.1	11,965.9
Export earnings: fuel	080	2,348.9	396.9	518.7	522.5	667.1	640.5	1,656.7	488.1	367.4	449.7	429.1	410.5
Export earnings: nonfuel	092	85,533.7	23,909.1	20,236.5	20,906.0	20,276.1	24,115.2	69,672.3	17,798.7	16,233.0	18,040.0	17,238.2	18,161.1

Oman (449)

In Millions of U.S. Dollars

		Exports (FOB)						Imports (CIF)					
		2016	2015Q4	2016Q1	2016Q2	2016Q3	2016Q4	2016	2015Q4	2016Q1	2016Q2	2016Q3	2016Q4
IFS World		7,613.3	6,993.5	6,180.5	7,279.8	5,367.5	6,005.7
World	001	63,716.9	21,232.6	16,326.2	15,554.0	16,669.8	15,166.9	61,439.6	21,286.6	15,778.9	15,418.0	15,679.9	14,562.8
Advanced Economies	110	13,349.4	4,050.1	3,988.3	3,492.1	3,092.0	2,776.9	19,060.5	7,292.1	5,065.9	4,811.0	4,728.6	4,455.1
Euro Area	163	579.5	241.4	142.2	147.8	132.8	156.7	7,545.2	2,715.6	1,962.3	1,853.1	2,127.9	1,601.9
Austria	122	1.0	0.2 r	0.3 r	0.4 r	0.2 r	0.2 r	30.3	15.0 r	7.2 r	10.8 r	4.6 r	7.7 r
Belgium	124	22.2	14.1 r	5.7 r	4.6 r	6.0 r	6.0 r	733.2	228.6 r	167.6 r	157.9 r	208.2 r	199.5 r
Cyprus	423	1.1	0.2 r	0.1 r	0.1 r	0.6 r	0.2 r	107.5	18.7 r	27.1 r	26.7 r	26.8 r	26.9 r
Estonia	939	0.2	0.0 r	0.0 r	0.1 r	0.1 r	0.0 r	1.7	0.3 r	0.4 r	0.5 r	0.4 r	0.5 r
Finland	172	0.5	1.5 r	0.1 r	0.1 r	0.1 r	0.1 r	30.4	73.1 r	5.9 r	5.8 r	10.5 r	8.3 r
France	132	15.0	7.1 r	2.4 r	1.8 r	7.6 r	3.1 r	468.3	193.2 r	105.5 r	140.1 r	77.2 r	145.5 r
Germany	134	105.1	43.4 r	30.6 r	31.9 r	23.6 r	19.1 r	1,875.9	676.6 r	474.6 r	572.9 r	437.7 r	390.7 r
Greece	174	1.0	0.4 r	0.3 r	0.5 r	0.2 r	0.0 r	57.5	7.9 r	12.7 r	24.3 r	15.1 r	5.5 r
Ireland	178	10.4	3.3 r	2.0 r	2.8 r	3.8 r	1.8 r	142.4	31.6 r	38.8 r	36.8 r	34.7 r	32.0 r
Italy	136	103.3	62.2 r	28.7 r	38.0 r	13.4 r	23.2 r	1,869.0	527.6 r	473.0 r	354.6 r	720.1 r	321.3 r
Latvia	941	17.9	4.2 r	4.3 r	4.2 r	4.8 r	4.8 r
Lithuania	946	0.0	0.0 r	0.0 r	0.0 r	0.0 r	0.0 r	3.1	0.7 r	0.4 r	0.8 r	1.2 r	0.7 r
Luxembourg	137	0.1	0.6 r	0.1 r	0.0 r	13.3	13.0 r	3.3 r	3.4 r	3.3 r	3.4 r
Malta	181	0.2	0.2 r	0.0 r	0.1 r	0.0 r	0.0 r	12.1	2.9 r	5.6 r	2.5 r	1.8 r	2.1 r
Netherlands	138	294.7	86.8 r	67.6 r	60.9 r	67.4 r	98.9 r	1,569.9	676.3 r	311.3 r	401.1 r	492.3 r	365.2 r
Portugal	182	2.6	14.7 r	0.5 r	0.4 r	0.9 r	0.7 r	51.4	19.6 r	28.4 r	11.3 r	2.8 r	8.9 r
Slovak Republic	936	0.0	0.0 r	0.0 r	0.0 r	0.0 r	0.0 r	0.2	0.1 r	0.0 r	0.1 r	0.0 r	0.1 r
Slovenia	961	5.7	0.0 r	0.2 r	4.8 r	0.7 r	65.9	14.6 r	11.1 r	15.1 r	24.3 r	15.4 r
Spain	184	16.4	6.8 r	3.8 r	5.9 r	4.1 r	2.6 r	495.1	211.7 r	285.0 r	84.3 r	62.1 r	63.6 r
Australia	193	87.9	8.3 r	5.3 r	34.8 r	10.4 r	37.5 r	464.0	152.7 r	153.0 r	142.5 r	19.8 r	148.8 r
Canada	156	31.8	18.1 r	4.7 r	9.8 r	9.1 r	8.1 r	192.6	54.2 r	37.7 r	92.9 r	36.2 r	25.8 r
China,P.R.: Hong Kong	532	268.2	95.8 r	73.3 r	65.3 r	68.2 r	61.4 r	314.5	67.5 r	71.6 r	77.3 r	79.5 r	86.0 r
China,P.R.: Macao	546	0.1	0.0 r	0.0 r	0.0 r	0.0 r	0.0 r
Czech Republic	935	21.4	7.9 r	6.5 r	4.9 r	5.0 r	5.1 r	10.0	3.0 r	1.9 r	3.2 r	1.2 r	3.7 r
Denmark	128	9.9	1.3 r	5.7 r	1.9 r	1.2 r	1.1 r	179.6	60.7 r	55.0 r	47.9 r	47.9 r	28.9 r
Iceland	176	0.1	0.1 r	0.0 r	0.0 r	0.0 r	0.0 r	0.1	0.3 r	0.0 r	0.0 r	0.0 r	0.0 r
Japan	158	2,734.0	590.1 r	778.3 r	706.5 r	630.2 r	619.0 r	3,441.3	1,198.6 r	1,089.3 r	830.9 r	783.7 r	737.4 r
Korea, Republic of	542	5,026.4	1,627.5 r	1,827.9 r	1,222.4 r	1,007.1 r	969.0 r	1,394.0	605.3 r	306.6 r	410.7 r	265.1 r	411.6 r
New Zealand	196	140.3	18.7 r	43.0 r	43.5 r	26.7 r	27.1 r	137.9	51.6 r	52.4 r	35.8 r	20.3 r	29.3 r
Norway	142	0.6	2.1 r	0.4 r	0.1 r	0.0 r	0.1 r	26.5	4.8 r	6.6 r	5.9 r	2.9 r	11.1 r
Singapore	576	775.5	295.3 r	441.5 r	180.6 r	90.2 r	63.2 r	514.1	214.8 r	174.4 r	114.9 r	158.4 r	66.4 r
Sweden	144	2.5	0.2 r	0.3 r	1.6 r	0.1 r	0.5 r	178.4	77.6 r	51.4 r	54.7 r	37.5 r	34.8 r
Switzerland	146	19.6	16.0 r	5.6 r	4.8 r	4.8 r	4.4 r	508.6	126.8 r	127.6 r	119.2 r	150.0 r	111.7 r
Taiwan Prov.of China	528	2,015.4	836.8 r	392.1 r	453.6 r	662.0 r	507.7 r	163.0	44.4 r	38.7 r	27.8 r	66.1 r	30.5 r
United Kingdom	112	111.4	37.3 r	26.3 r	26.9 r	30.0 r	28.2 r	1,216.9	420.2 r	326.8 r	271.8 r	286.5 r	331.8 r
United States	111	1,524.9	253.2 r	235.1 r	587.6 r	414.3 r	287.9 r	2,773.8	1,494.0 r	610.5 r	722.5 r	645.6 r	795.3 r
Emerg. & Dev. Economies	200	49,344.8	16,912.5	12,089.9	11,840.3	13,296.5	12,118.2	42,377.1	13,994.0	10,712.6	10,606.5	10,950.8	10,107.2
Emerg. & Dev. Asia	505	30,164.2	10,858.8	7,036.3	7,594.5	8,139.8	7,393.6	10,822.0	2,751.5	3,062.7	2,661.2	2,650.1	2,448.1
Bangladesh	513	130.1	34.3 r	31.5 r	28.2 r	35.8 r	34.6 r	13.1	5.7 r	3.1 r	3.2 r	3.5 r	3.3 r
Cambodia	522	3.8	1.0 r	0.9 r	0.8 r	1.1 r	1.0 r	0.4	0.1 r	0.1 r	0.1 r	0.1 r	0.1 r
China,P.R.: Mainland	924	26,757.5	9,286.1 r	6,103.9 r	6,593.6 r	7,393.0 r	6,666.9 r	3,724.7	1,018.1 r	868.2 r	1,131.1 r	951.8 r	773.7 r
Fiji	819	1.0	0.3 r	0.2 r	0.2 r	0.3 r	0.3 r	0.2 e	0.0 e	0.0 e	0.0 e	0.1 e	0.0 e
F.T. New Caledonia	839	0.1 e	0.0 e	0.0 e	0.0 e	0.0 e	0.0 e
India	534	2,120.0	950.4 r	597.5 r	723.3 r	409.0 r	390.2 r	4,920.5	1,107.2 r	1,602.3 r	975.8 r	1,139.7 r	1,202.7 r
Indonesia	536	47.6	118.4 r	17.4 r	8.6 r	11.0 r	10.6 r	517.6	132.4 r	121.0 r	129.7 r	137.8 r	129.2 r
Malaysia	548	650.6	163.7 r	196.0 r	130.9 r	168.0 r	155.7 r	554.0	134.5 r	133.6 r	148.6 r	139.9 r	131.9 r
Maldives	556	38.7	10.2 r	9.4 r	8.4 r	10.6 r	10.3 r
Mongolia	948	0.2	0.1 r	0.1 r	0.1 r	0.1 r
Myanmar	518	36.9	9.7 r	8.9 r	8.0 r	10.1 r	9.8 r	5.6	1.6 r	1.2 r	1.4 r	1.5 r	1.5 r
Nepal	558	0.6	0.2 r	0.2 r	0.1 r	0.2 r	0.2 r	0.0	0.0 r	0.0 r	0.0 r	0.0 r	0.0 r
Papua New Guinea	853	0.3	0.1 r	0.1 r	0.1 r	0.1 r	0.1 r
Philippines	566	13.6	5.3 r	3.7 r	3.0 r	3.6 r	3.2 r	40.1	3.8 r	10.2 r	10.1 r	10.4 r	9.4 r
Sri Lanka	524	58.3	20.2 r	12.3 r	9.8 r	18.8 r	17.4 r	49.1	12.6 r	12.6 r	12.3 r	12.1 r	12.1 r
Thailand	578	184.7	227.1 r	25.0 r	53.2 r	45.2 r	61.4 r	892.6	298.1 r	284.9 r	223.0 r	226.0 r	158.7 r
Vietnam	582	120.2	31.7 r	29.1 r	26.0 r	33.1 r	31.9 r	103.9	37.3 r	25.5 r	25.9 r	27.3 r	25.3 r

Oman (449)

In Millions of U.S. Dollars

		Exports (FOB)						Imports (CIF)					
		2016	2015Q4	2016Q1	2016Q2	2016Q3	2016Q4	2016	2015Q4	2016Q1	2016Q2	2016Q3	2016Q4
Europe	170	204.4	22.8	38.8	39.0	97.8	28.8	947.3	469.5	242.4	262.1	256.9	185.8
Emerg. & Dev. Europe	903	186.2	19.0	34.4	34.5	93.0	24.3	586.3	192.1	170.9	160.5	130.6	124.2
Albania	914	0.2	0.0 r	0.0 r	0.0 r	0.0 r	0.0 r	2.8	0.8 r	0.6 r	0.7 r	0.8 r	0.8 r
Bulgaria	918	5.8	0.5 r	1.1 r	1.2 r	2.8 r	0.7 r	10.6	2.6 r	2.5 r	1.7 r	2.7 r	3.5 r
Croatia	960	1.3	0.1 r	0.2 r	0.4 r	0.1 r	0.5 r	5.1	10.7 r	0.8 r	0.9 r	0.6 r	2.8 r
Hungary	944	7.2	2.2 r	2.0 r	2.0 r	1.9 r	1.3 r	7.5	7.3 r	3.2 r	1.6 r	1.8 r	0.9 r
Poland	964	21.6	3.7 r	7.6 r	4.6 r	4.7 r	4.7 r	60.4	14.4 r	12.0 r	14.1 r	14.4 r	19.9 r
Romania	968	72.3	1.9 r	1.3 r	1.4 r	68.4 r	1.1 r	55.7	23.6 r	10.5 r	15.7 r	14.1 r	15.3 r
Serbia, Republic of	942	2.7 e	0.0 e	0.0 e	0.5 e	0.6 e	1.6 e	1.7 e	0.1 e	0.0 e	0.0 e	1.7 e	0.1 e
Turkey	186	75.1	10.7 r	22.0 r	24.3 r	14.4 r	14.3 r	442.4	132.7 r	141.2 r	125.7 r	94.5 r	81.0 r
CIS	901	18.1	3.8	4.4	4.5	4.7	4.5	361.0	277.5	71.5	101.6	126.3	61.6
Belarus	913	0.2	0.0 r	0.0 r	0.2 r	0.0	0.0 r
Georgia	915	0.0	0.8 r	0.0 r	0.0 r	0.0 r	0.0 r	8.4	2.1 r	2.1 r	2.1 r	2.1 r	2.1 r
Kazakhstan	916	1.0	0.3 r	0.3 r	0.2 r	0.3 r	0.3 r	0.0	0.0 r	0.0 r	0.0 r	0.0 r	0.0 r
Kyrgyz Republic	917	0.0 e	0.3 e	0.0 e	0.0 e	0.0 e	0.0 e
Moldova	921	0.1	0.0 r	0.0 r	0.0 r	0.0 r
Russian Federation	922	15.1	1.9 r	3.8 r	3.9 r	3.8 r	3.6 r	195.0	248.6 r	26.2 r	60.6 r	86.5 r	21.7 r
Ukraine	926	1.6	0.8 r	0.3 r	0.3 r	0.4 r	0.5 r	157.6	26.4 r	43.2 r	38.9 r	37.7 r	37.8 r
Uzbekistan	927	0.1	0.0 r	0.0 r	0.0 r	0.0 r
Mid East, N Africa, Pak	440	17,199.1	5,373.0	4,615.4	3,865.4	4,590.6	4,127.7	29,010.9	10,273.2	7,048.3	7,221.1	7,632.4	7,109.0
Afghanistan, I.R. of	512	0.3	0.1 r	0.1 r	0.1 r	0.1 r	0.1 r
Algeria	612	61.4	16.2 r	14.9 r	13.3 r	16.9 r	16.3 r	0.6	0.2 r	0.1 r	0.2 r	0.2 r	0.2 r
Bahrain, Kingdom of	419	155.5	50.4 r	42.7 r	34.8 r	41.0 r	36.9 r	515.4	184.7 r	126.3 r	128.4 r	135.2 r	125.5 r
Djibouti	611	60.7	19.9 r	16.8 r	13.6 r	16.0 r	14.3 r	2.5	0.7 r	0.5 r	0.6 r	0.7 r	0.7 r
Egypt	469	163.7	40.7 r	40.7 r	39.8 r	41.8 r	41.5 r	296.0	108.2 r	70.9 r	73.2 r	78.2 r	73.7 r
Iran, I.R. of	429	510.1	168.0 r	141.7 r	114.6 r	134.1 r	119.7 r	632.8	213.6 r	149.4 r	155.9 r	167.9 r	159.6 r
Iraq	433	1,009.3	266.4 r	244.8 r	218.7 r	277.6 r	268.2 r	302.2	88.5 r	65.2 r	72.7 r	82.2 r	82.1 r
Jordan	439	138.0	28.5 r	21.9 r	30.4 r	80.8 r	5.0 r	124.9	39.2 r	21.2 r	42.8 r	40.6 r	20.3 r
Kuwait	443	402.3	122.6 r	106.4 r	89.2 r	107.6 r	99.1 r	421.2	148.8 r	102.3 r	104.6 r	110.8 r	103.4 r
Lebanon	446	29.9	13.2 r	4.8 r	11.6 r	7.3 r	6.2 r	72.5	24.9 r	19.6 r	17.9 r	16.3 r	18.8 r
Libya	672	108.3	28.6 r	26.3 r	23.5 r	29.8 r	28.8 r
Mauritania	682	0.4	0.1 r	0.1 r	0.1 r	0.1 r	0.1 r
Morocco	686	69.1	22.7 r	18.5 r	15.4 r	18.4 r	16.8 r	24.7	6.5 r	6.0 r	6.1 r	6.3 r	6.3 r
Pakistan	564	965.2	248.4 r	239.9 r	234.9 r	246.1 r	244.3 r	446.5	156.6 r	107.9 r	110.7 r	117.6 r	110.2 r
Qatar	453	546.3	180.3 r	152.1 r	122.8 r	143.5 r	128.0 r	1,183.5	401.8 r	280.7 r	292.0 r	313.5 r	297.3 r
Saudi Arabia	456	3,387.3	1,117.8 r	942.5 r	761.3 r	889.7 r	793.8 r	2,487.3	852.9 r	592.9 r	614.6 r	658.0 r	621.9 r
Somalia	726	397.3	104.9 r	96.3 r	86.1 r	109.3 r	105.6 r	277.9	99.2 r	67.9 r	69.1 r	73.0 r	67.9 r
Sudan	732	36.5	17.8 r	9.3 r	8.8 r	7.2 r	11.1 r	2.7	1.7 r	0.6 r	0.8 r	0.8 r	0.5 r
Syrian Arab Republic	463	18.4	6.1 r	5.1 r	4.1 r	4.8 r	4.3 r	1.2	0.3 r	0.3 r	0.3 r	0.3 r	0.3 r
Tunisia	744	21.4	7.1 r	6.0 r	4.8 r	5.6 r	5.0 r	6.2	1.5 r	1.5 r	1.5 r	1.6 r	1.6 r
United Arab Emirates	466	7,810.6	2,568.2 r	2,167.6 r	1,754.2 r	2,053.5 r	1,835.3 r	22,152.4	7,923.6 r	5,420.9 r	5,514.8 r	5,813.3 r	5,403.4 r
Yemen, Republic of	474	1,307.2	345.1 r	317.0 r	283.2 r	359.6 r	347.4 r	60.3	20.2 r	14.2 r	14.8 r	16.0 r	15.3 r
Sub-Saharan Africa	603	1,244.9	500.5	262.9	199.7	345.3	437.0	183.9	74.7	44.9	48.9	44.7	45.4
Angola	614	35.1	11.1 r	9.5 r	7.8 r	9.3 r	8.5 r	0.0	0.0 r	0.0 r	0.0 r	0.0 r	0.0 r
Benin	638	1.0	0.3 r	0.2 r	0.2 r	0.3 r	0.3 r
Botswana	616	0.2	0.1 r	0.1 r	0.0 r	0.1 r	0.1 r
Burkina Faso	748	0.2	0.1 r	0.1 r	0.1 r	0.1 r	0.1 r
Cabo Verde	624	0.4 e	0.1 e	0.1 e	0.1 e	0.1 e	0.1 e
Cameroon	622	6.9	1.8 r	1.7 r	1.5 r	1.9 r	1.8 r	0.5	0.1 r	0.1 r	0.1 r	0.1 r	0.1 r
Chad	628	0.4	0.1 r	0.1 r	0.1 r	0.1 r	0.1 r
Comoros	632	5.1	1.7 r	1.4 r	1.1 r	1.3 r	1.2 r
Congo, Dem. Rep. of	636	0.1	0.0 r	0.0 r	0.0 r	0.0 r	0.0 r
Congo, Republic of	634	2.7	0.7 r	0.7 r	0.6 r	0.7 r	0.7 r	1.0	0.3 r	0.2 r	0.2 r	0.3 r	0.3 r
Côte d'Ivoire	662	3.9	1.0 r	1.0 r	1.0 r	1.0 r	1.0 r	0.0	0.0 r	0.0 r	0.0 r	0.0 r	0.0 r
Equatorial Guinea	642	1.0	0.2 r	0.2 r	0.3 r	0.3 r
Eritrea	643	0.1	0.0 r	0.0 r	0.0 r	0.0 r	0.0 r
Ethiopia	644	9.4	3.1 r	2.6 r	2.1 r	2.5 r	2.2 r	1.4	0.4 r	0.3 r	0.3 r	0.4 r	0.4 r
Gabon	646	0.6	0.2 r	0.1 r	0.1 r	0.2 r	0.2 r	0.1	0.0 r	0.0 r	0.0 r	0.0 r	0.0 r
Ghana	652	3.1	0.9 r	0.8 r	0.7 r	0.8 r	0.8 r	0.1	0.0 r	0.0 r	0.0 r	0.0 r	0.0 r
Guinea	656	0.3	0.1 r	0.1 r	0.1 r	0.1 r	0.1 r	0.0	0.0 r	0.0 r	0.0 r	0.0 r	0.0 r

Oman (449)

In Millions of U.S. Dollars

		Exports (FOB)						Imports (CIF)					
		2016	2015Q4	2016Q1	2016Q2	2016Q3	2016Q4	2016	2015Q4	2016Q1	2016Q2	2016Q3	2016Q4
Kenya	664	129.0	34.1 r	31.3 r	28.0 r	35.5 r	34.3 r	69.1	26.0 r	17.5 r	17.4 r	18.0 r	16.3 r
Liberia	668	3.4	1.2 r	1.0 r	0.8 r	0.9 r	0.8 r
Madagascar	674	2.7	0.7 r	0.7 r	0.6 r	0.7 r	0.7 r	0.1	0.0 r	0.0 r	0.0 r	0.0 r	0.0 r
Malawi	676	0.2	0.1 r	0.1 r	0.1 r	0.1 r	0.1 r	0.1	0.0 r	0.0 r	0.0 r	0.0 r	0.0 r
Mali	678	0.1	0.0 r	0.0 r	0.0 r	0.0 r	0.0 r	0.0	0.0 r	0.0 r	0.0 r	0.0 r	0.0 r
Mauritius	684	20.1	5.2 r	5.3 r	4.5 r	5.4 r	5.0 r	0.7	0.1 r	0.1 r	0.2 r	0.2 r	0.2 r
Mozambique	688	143.1	37.8 r	34.7 r	31.0 r	39.4 r	38.0 r	0.6	0.2 r	0.1 r	0.1 r	0.2 r	0.2 r
Namibia	728	0.6	0.2 r	0.2 r	0.1 r	0.2 r	0.2 r	0.0 e	0.0 e	0.0 e	0.0 e	0.0 e	0.0 e
Niger	692	1.9	0.5 r	0.5 r	0.4 r	0.5 r	0.5 r
Nigeria	694	13.8	4.4 r	3.8 r	3.1 r	3.7 r	3.3 r	0.1	0.0 r	0.0 r	0.0 r	0.0 r	0.0 r
Senegal	722	1.1	0.7 r	0.3 r	0.3 r	0.3 r	0.3 r	0.0 r
Seychelles	718	15.9	4.2 r	3.9 r	3.4 r	4.4 r	4.2 r	0.9	0.3 r	0.2 r	0.2 r	0.2 r	0.2 r
Sierra Leone	724	1.8	0.6 r	0.5 r	0.4 r	0.5 r	0.4 r
South Africa	199	709.2	355.4 r	130.8 r	82.1 r	199.6 r	296.7 r	66.8	35.0 r	16.9 r	19.9 r	13.8 r	16.1 r
Tanzania	738	122.8	32.4 r	29.8 r	26.6 r	33.8 r	32.6 r	38.0	11.1 r	8.2 r	9.1 r	10.3 r	10.3 r
Togo	742	4.2	1.1 r	1.1 r	1.1 r	1.1 r	1.1 r
Uganda	746	3.5	0.6 r	0.3 r	1.3 r	0.5 r	1.3 r	4.2	1.0 r	1.0 r	1.0 r	1.0 r	1.0 r
Zambia	754	0.7	0.2 r	0.2 r	0.2 r	0.2 r	0.2 r	0.0	0.0 r
Zimbabwe	698	0.3	0.1 r	0.1 r	0.1 r	0.1 r	0.1 r
Western Hemisphere	205	532.3	157.5	136.5	141.7	122.9	131.2	1,413.1	425.1	314.4	413.2	366.6	318.9
Argentina	213	124.4	31.1 r	31.1 r	31.1 r	31.1 r	31.1 r	90.1	26.5 r	24.8 r	23.1 r	21.7 r	20.5 r
Aruba	314	0.2 e
Barbados	316	0.1 e	0.0 e	0.0 e	0.0 e	0.0 e	0.0 e
Belize	339	0.1	0.0 r	0.0 r	0.0 r	0.0 r	0.0 r
Brazil	223	253.6	85.0 r	67.7 r	74.1 r	52.3 r	59.5 r	1,190.6	353.1 r	258.7 r	356.3 r	306.7 r	268.8 r
Chile	228	1.7	2.0 r	0.0 r	0.0 r	0.2 r	1.5 r	19.2	15.9 r	3.4 r	5.7 r	9.4 r	0.7 r
Colombia	233	0.1	0.0 r	0.0 r	0.0 r	0.0 r	0.0 r	0.3	0.2 r	0.1 r	0.1 r	0.1 r	0.1 r
Dominica	321	0.1	0.0 r	0.0 r	0.0 r	0.0 r	0.0 r
Dominican Republic	243	0.8	0.2 r	0.2 r	0.2 r	0.2 r	0.2 r	0.0	0.0 r	0.0 r	0.0 r	0.0 r	0.0 r
Ecuador	248	0.0 r	0.5	0.1 r	0.1 r	0.1 r	0.1 r	0.1 r
El Salvador	253	2.1	0.7 r	0.4 r	0.5 r	0.5 r	0.7 r	0.0	0.0 r
Guatemala	258	0.1	0.0 r	0.0 r	0.0 r	0.0 r	0.0 r	1.3	0.5 r	0.3 r	0.3 r	0.3 r	0.3 r
Haiti	263	0.4	0.1 r	0.1 r	0.1 r	0.1 r	0.1 r
Honduras	268	0.1 r
Jamaica	343	6.0	1.6 r	1.5 r	1.3 r	1.6 r	1.6 r
Mexico	273	99.3	24.8 r	24.8 r	24.8 r	24.8 r	24.8 r	88.5	22.1 r	22.1 r	22.1 r	22.1 r	22.1 r
Netherlands Antilles	353	0.1 e	0.0 e	0.0 e	0.0 e	0.0 e	0.0 e
Nicaragua	278	0.2	0.1 r	0.1 r	0.0 r	0.1 r	0.1 r
Paraguay	288	3.0	0.9 r	0.7 r	0.7 r	0.8 r	0.8 r
Peru	293	2.1	0.5 r	0.5 r	0.4 r	0.6 r	0.6 r	16.4	4.8 r	3.5 r	3.9 r	4.5 r	4.4 r
Trinidad and Tobago	369	2.2	0.6 r	0.5 r	0.5 r	0.6 r	0.6 r	0.0	0.0 r	0.0 r	0.0 r	0.0 r	0.0 r
Uruguay	298	3.1	0.9 r	0.7 r	0.8 r	0.9 r	0.9 r
Venezuela, Rep. Bol.	299	38.9	10.3 r	9.4 r	8.4 r	10.7 r	10.3 r	0.2	0.1 r	0.0 r	0.0 r	0.1 r	0.1 r
Other Countries n.i.e	910	0.2	0.0	0.0	0.0	0.0	0.0	1.1	0.3	0.2	0.3	0.3	0.3
Cuba	928	0.2	0.0 r	0.0 r	0.0 r	0.0 r	0.0 r	1.1	0.3 r	0.2 r	0.3 r	0.3 r	0.3 r
Countries & Areas n.s.	898	1,022.5	269.9 r	247.9 r	221.5 r	281.2 r	271.7 r	0.8	0.2 r	0.2 r	0.2 r	0.2 r	0.2 r
Memorandum Items													
Africa	605	1,891.6	689.1	424.8	341.8	518.8	606.2	498.4	184.5	121.5	127.2	127.3	122.5
Middle East	405	15,586.9	4,935.8	4,213.6	3,488.3	4,171.0	3,714.0	28,249.9	10,006.8	6,863.8	7,032.1	7,432.3	6,921.7
European Union	998	832.9	296.4	193.3	192.8	247.0	199.9	9,269.5	3,335.5	2,426.5	2,264.8	2,534.7	2,043.6
Export earnings: fuel	080	15,409.2	4,893.2	4,184.4	3,440.7	4,082.9	3,701.3	27,952.9	10,083.6	6,778.6	6,959.1	7,384.2	6,831.0
Export earnings: nonfuel	092	48,307.6	16,339.4	12,141.8	12,113.3	12,586.9	11,465.6	33,486.7	11,203.0	9,000.3	8,458.9	8,295.7	7,731.7

Pakistan (564)

In Millions of U.S. Dollars

		Exports (FOB)						Imports (CIF)					
		2016	2015Q4	2016Q1	2016Q2	2016Q3	2016Q4	2016	2015Q4	2016Q1	2016Q2	2016Q3	2016Q4
IFS World		5,202.2	5,323.6	5,234.3	4,704.5	11,537.1	10,273.2	12,229.2	11,657.8
World	001	21,017.5	5,317.4	5,438.3	5,346.6	4,807.2	5,425.4	47,084.2	11,573.0	10,311.2	12,227.8	11,657.2	12,888.1
Advanced Economies	110	10,524.0	2,714.3	2,753.4	2,684.6	2,395.9	2,690.1	11,450.5	2,858.3	2,526.5	2,983.8	2,826.1	3,114.0
Euro Area	163	4,174.5	1,073.7	1,090.2	1,064.4	951.0	1,068.9	3,382.0	846.0	747.5	881.7	834.3	918.5
Austria	122	15.5	3.8 r	3.9 r	3.9 r	3.6 r	4.1 r	136.7	35.6 r	30.9 r	35.9 r	33.5 r	36.4 r
Belgium	124	537.0	137.9 r	140.1 r	136.9 r	122.4 r	137.6 r	240.3	60.0 r	53.0 r	62.6 r	59.3 r	65.3 r
Cyprus	423	3.4	0.9 r	0.9 r	0.9 r	0.8 r	0.9 r	2.2	0.5 r	0.5 r	0.6 r	0.5 r	0.6 r
Estonia	939	16.2	3.8 r	4.0 r	4.1 r	3.8 r	4.3 r	3.2	0.8 r	0.7 r	0.8 r	0.8 r	0.9 r
Finland	172	36.8	7.8 r	8.6 r	9.1 r	8.7 r	10.3 r	97.2	26.6 r	22.7 r	25.7 r	23.6 r	25.2 r
France	132	334.7	83.7 r	86.0 r	85.0 r	76.7 r	87.0 r	435.1	110.8 r	97.1 r	113.8 r	107.0 r	117.3 r
Germany	134	1,037.5	269.2 r	272.4 r	264.9 r	235.9 r	264.4 r	1,128.1	265.6 r	240.9 r	291.3 r	281.1 r	314.7 r
Greece	174	54.3	13.7 r	14.1 r	13.8 r	12.4 r	14.0 r	17.0	3.4 r	3.3 r	4.3 r	4.3 r	5.0 r
Ireland	178	44.1	11.3 r	11.5 r	11.2 r	10.0 r	11.3 r	129.2	38.5 r	31.7 r	34.8 r	30.8 r	31.9 r
Italy	136	564.7	141.0 r	145.0 r	143.4 r	129.5 r	146.9 r	485.8	118.4 r	105.7 r	126.1 r	120.4 r	133.5 r
Latvia	941	9.5	1.5 r	2.0 r	2.3 r	2.3 r	2.9 r	46.9	14.4 r	11.8 r	12.7 r	11.1 r	11.4 r
Lithuania	946	34.3	8.1 r	8.5 r	8.6 r	7.9 r	9.1 r	9.7	2.4 r	2.1 r	2.5 r	2.4 r	2.7 r
Luxembourg	137	0.1	0.0 r	0.0 r	0.0 r	0.0 r	0.0 r	12.0	3.1 r	2.7 r	3.1 r	3.0 r	3.2 r
Malta	181	4.7	1.2 r	1.2 r	1.2 r	1.1 r	1.2 r	0.4	0.1 r	0.1 r	0.1 r	0.1 r	0.1 r
Netherlands	138	605.2	158.1 r	159.5 r	154.7 r	137.4 r	153.6 r	367.9	96.1 r	83.3 r	96.6 r	90.1 r	97.9 r
Portugal	182	140.7	36.2 r	36.8 r	35.9 r	32.1 r	36.0 r	19.2	4.9 r	4.3 r	5.0 r	4.7 r	5.2 r
Slovak Republic	936	2.8	0.7 r	0.7 r	0.7 r	0.6 r	0.7 r	32.2	7.0 r	6.6 r	8.2 r	8.1 r	9.3 r
Slovenia	961	44.2	11.8 r	11.8 r	11.3 r	10.0 r	11.1 r	3.5	0.8 r	0.7 r	0.9 r	0.9 r	1.0 r
Spain	184	688.9	183.0 r	183.2 r	176.5 r	155.8 r	173.4 r	215.5	57.0 r	49.3 r	56.7 r	52.6 r	56.9 r
Australia	193	174.9	44.3 r	45.4 r	44.5 r	39.9 r	45.0 r	565.7	152.1 r	130.6 r	149.4 r	137.6 r	148.1 r
Canada	156	200.4	51.6 r	52.4 r	51.1 r	45.6 r	51.3 r	415.6	115.0 r	97.3 r	110.2 r	100.7 r	107.4 r
China,P.R.: Hong Kong	532	243.1	56.6 r	60.1 r	61.2 r	56.5 r	65.3 r	80.2	17.2 r	16.2 r	20.4 r	20.3 r	23.3 r
Czech Republic	935	30.0	7.6 r	7.7 r	7.6 r	6.9 r	7.7 r	51.5	13.9 r	11.9 r	13.6 r	12.5 r	13.5 r
Denmark	128	100.4	26.8 r	26.8 r	25.7 r	22.7 r	25.2 r	143.1	26.7 r	26.9 r	35.7 r	36.9 r	43.6 r
Iceland	176	0.2	0.0 r	0.0 r	0.0 r	0.0 r	0.0 r	1.3	0.4 r	0.3 r	0.3 r	0.3 r	0.3 r
Japan	158	166.6	43.0 r	43.6 r	42.5 r	37.9 r	42.6 r	1,896.7	465.6 r	414.7 r	493.0 r	469.4 r	519.6 r
Korea, Republic of	542	282.7	68.5 r	71.4 r	71.5 r	65.2 r	74.6 r	785.8	194.3 r	172.7 r	204.5 r	194.2 r	214.4 r
New Zealand	196	33.6	8.5 r	8.7 r	8.5 r	7.7 r	8.6 r	51.1	12.4 r	11.1 r	13.2 r	12.7 r	14.1 r
Norway	142	41.5	10.3 r	10.6 r	10.5 r	9.5 r	10.8 r	12.1	2.5 r	2.4 r	3.1 r	3.1 r	3.5 r
San Marino	135	0.0	0.0 r	0.0 r	0.0 r	0.0 r	0.0 r	0.3	0.1 r	0.1 r	0.1 r	0.1 r	0.1 r
Singapore	576	171.4	45.7 r	45.6 r	43.9 r	38.8 r	43.1 r	906.4	215.9 r	194.2 r	234.2 r	225.7 r	252.3 r
Sweden	144	111.0	28.7 r	29.1 r	28.3 r	25.3 r	28.3 r	212.8	50.9 r	45.7 r	55.0 r	53.0 r	59.1 r
Switzerland	146	13.5	3.6 r	3.6 r	3.5 r	3.0 r	3.4 r	286.4	69.3 r	62.0 r	74.2 r	71.1 r	79.1 r
United Kingdom	112	1,415.8	368.9 r	372.5 r	361.7 r	321.6 r	360.0 r	641.4	161.6 r	142.3 r	167.4 r	158.1 r	173.7 r
United States	211	3,364.4	876.4 r	885.6 r	859.5 r	764.1 r	855.2 r	2,018.2	514.5 r	450.8 r	527.8 r	496.2 r	543.3 r
Emerg. & Dev. Economies	200	10,291.9	2,552.2	2,632.7	2,610.6	2,365.3	2,683.2	35,585.0	8,702.3	7,773.8	9,231.2	8,819.1	9,760.9
Emerg. & Dev. Asia	505	4,169.7	1,048.3	1,075.7	1,059.9	954.8	1,079.4	17,799.0	4,571.0	3,991.1	4,659.5	4,371.3	4,777.1
American Samoa	859	0.0	0.0 r	0.0 r	0.0 r	0.0 r	0.0 r	0.2	0.0 r	0.0 r	0.0 r	0.1 r	0.1 r
Bangladesh	513	645.0	168.4 r	170.0 r	164.8 r	146.4 r	163.7 r	64.2	16.0 r	14.2 r	16.7 r	15.8 r	17.4 r
Bhutan	514	2.8	0.7 r	0.7 r	0.7 r	0.7 r	0.7 r
Brunei Darussalam	516	0.6	0.2 r	0.2 r	0.2 r	0.1 r	0.1 r	0.0	0.0 r	0.0 r	0.0 r	0.0 r	0.0 r
Cambodia	522	32.0	8.0 r	8.2 r	8.1 r	7.3 r	8.3 r	1.1	0.3 r	0.3 r	0.3 r	0.3 r	0.3 r
China,P.R.: Mainland	924	1,865.8	459.5 r	475.9 r	473.0 r	428.9 r	488.0 r	11,064.7	2,929.9 r	2,526.3 r	2,911.9 r	2,702.0 r	2,924.5 r
Fiji	819	1.6	0.4 r	0.4 r	0.4 r	0.4 r	0.4 r	0.2	0.1 r	0.1 r	0.1 r	0.1 r	0.1 r
F.T. French Polynesia	887	0.2	0.1 r	0.1 r	0.1 r	0.1 r	0.1 r	0.0	0.0 r	0.0 r	0.0 r	0.0 r	0.0 r
F.T. New Caledonia	839	0.1	0.0 r	0.0 r	0.0 r	0.0 r	0.0 r	0.0	0.0 r	0.0 r	0.0 r	0.0 r	0.0 r
Guam	829	0.1	0.0 r	0.0 r	0.0 r	0.0 r	0.0 r
India	534	296.7	72.4 r	75.2 r	75.1 r	68.3 r	78.0 r	1,820.0	428.3 r	387.8 r	469.6 r	453.9 r	508.7 r
Indonesia	536	128.7	33.5 r	33.9 r	32.9 r	29.2 r	32.7 r	2,034.9	523.7 r	456.3 r	532.7 r	499.7 r	546.1 r
Lao People's Dem.Rep	544	0.9	0.2 r	0.2 r	0.2 r	0.2 r	0.2 r	0.1	0.0 r	0.0 r	0.0 r	0.0 r	0.0 r
Malaysia	548	171.1	42.3 r	43.7 r	43.4 r	39.3 r	44.7 r	1,152.2	245.3 r	232.8 r	293.0 r	291.7 r	334.7 r
Maldives	556	7.1	1.8 r	1.8 r	1.8 r	1.6 r	1.8 r	2.9	0.7 r	0.7 r	0.7 r	0.7 r	0.7 r
Mongolia	948	0.1	0.0 r	0.0 r	0.0 r	0.0 r	0.0 r	0.0	0.0 r	0.0 r	0.0 r	0.0 r	0.0 r
Myanmar	518	15.1	4.2 r	4.1 r	3.9 r	3.4 r	3.7 r	6.8	0.9 r	1.0 r	1.6 r	1.8 r	2.3 r
Nepal	558	1.9	0.6 r	0.5 r	0.5 r	0.4 r	0.4 r	0.5	0.1 r	0.1 r	0.1 r	0.1 r	0.2 r
Papua New Guinea	853	14.5	3.5 r	3.6 r	3.6 r	3.6 r	3.6 r	1.4	0.4 r	0.4 r	0.4 r	0.4 r	0.4 r

Pakistan (564)

In Millions of U.S. Dollars

		Exports (FOB)						Imports (CIF)					
		2016	2015Q4	2016Q1	2016Q2	2016Q3	2016Q4	2016	2015Q4	2016Q1	2016Q2	2016Q3	2016Q4
Philippines	566	64.4	15.9 r	16.4 r	16.3 r	14.8 r	16.8 r	44.0	11.2 r	9.8 r	11.5 r	10.8 r	11.8 r
Sri Lanka	524	246.6	63.0 r	64.2 r	62.8 r	56.2 r	63.3 r	76.0	19.6 r	17.1 r	19.9 r	18.7 r	20.4 r
Thailand	578	112.1	28.3 r	29.0 r	28.5 r	25.6 r	28.9 r	894.0	231.8 r	201.8 r	234.5 r	219.1 r	238.6 r
Timor-Leste	537	1.0	0.3 r	0.3 r	0.3 r	0.3 r	0.3 r	0.0	0.0 r	0.0 r	0.0 r	0.0 r	0.0 r
Vietnam	582	251.1	66.4 r	66.7 r	64.3 r	56.9 r	63.3 r	224.4	62.6 r	52.9 r	59.6 r	54.2 r	57.6 r
Asia n.s.	598	312.9	79.1 r	81.0 r	79.6 r	71.6 r	80.8 r	408.4	99.5 r	88.8 r	106.0 r	101.3 r	112.4 r
Europe	170	676.5	165.8	170.8	171.0	156.2	178.5	1,389.2	337.3	316.0	353.1	347.4	372.7
Emerg. & Dev. Europe	903	415.6	98.8	103.8	104.8	96.3	110.7	446.4	115.5	102.0	116.5	109.6	118.3
Albania	914	3.7	0.9 r	1.0 r	0.9 r	0.8 r	1.0 r	0.1	0.0 r	0.0 r	0.0 r	0.0 r	0.0 r
Bosnia and Herzegovina	963	0.1	0.0 r	0.0 r	0.0 r	0.0 r	0.0 r	0.1	0.0 r	0.0 r	0.0 r	0.0 r	0.0 r
Bulgaria	918	10.7	2.5 r	2.6 r	2.7 r	2.5 r	2.9 r	12.9	3.2 r	2.8 r	3.4 r	3.2 r	3.5 r
Croatia	960	9.0	2.3 r	2.3 r	2.3 r	2.0 r	2.3 r	1.5	0.4 r	0.4 r	0.4 r	0.4 r	0.4 r
Gibraltar	823	0.1	0.0 r	0.0 r	0.0 r	0.0 r	0.0 r
Hungary	944	11.0	2.9 r	2.9 r	2.8 r	2.5 r	2.8 r	34.2	8.9 r	7.8 r	9.0 r	8.4 r	9.1 r
Montenegro	943	36.2	9.1 r	9.1 r	9.1 r	9.1 r	9.1 r
Poland	964	124.5	33.2 r	33.2 r	31.9 r	28.2 r	31.3 r	98.2	26.6 r	22.7 r	26.0 r	23.9 r	25.6 r
Romania	968	18.5	4.6 r	4.7 r	4.7 r	4.3 r	4.8 r	41.9	10.3 r	9.1 r	10.9 r	10.4 r	11.5 r
Serbia, Republic of	942	2.1	0.5 r	0.5 r	0.5 r	0.5 r	0.5 r	11.0	2.7 r	2.7 r	2.7 r	2.7 r	2.7 r
Turkey	186	235.9	52.0 r	56.6 r	58.9 r	55.5 r	65.0 r	210.2	54.2 r	47.3 r	55.1 r	51.6 r	56.3 r
CIS	901	260.9	67.0	67.0	66.2	59.9	67.8	399.8	84.9	78.4	100.8	102.1	118.5
Armenia	911	0.2	0.0 r	0.0 r	0.0 r	0.0 r	0.0 r	0.1	0.0 r	0.0 r	0.0 r	0.0 r	0.0 r
Azerbaijan, Rep. of	912	40.6	11.1 r	11.0 r	10.5 r	9.1 r	10.1 r	0.0	0.0 r	0.0 r	0.0 r	0.0 r	0.0 r
Belarus	913	0.4	0.1 r	0.1 r	0.1 r	0.1 r	0.1 r	33.0	8.4 r	7.4 r	8.6 r	8.1 r	8.9 r
Georgia	915	5.8	1.4 r	1.5 r	1.5 r	1.3 r	1.5 r	0.1	0.0 r	0.0 r	0.0 r	0.0 r	0.0 r
Kazakhstan	916	10.9	3.2 r	3.1 r	2.8 r	2.4 r	2.6 r	4.0	1.0 r	0.9 r	1.0 r	1.0 r	1.1 r
Kyrgyz Republic	917	0.8	0.2 r	0.2 r	0.2 r	0.2 r	0.2 r	0.1	0.0 r	0.0 r	0.0 r	0.0 r	0.0 r
Moldova	921	0.1	0.0 r	0.0 r	0.0 r	0.0 r	0.0 r	2.9	0.7 r	0.7 r	0.7 r	0.7 r	0.7 r
Russian Federation	922	153.2	38.0 r	39.2 r	38.9 r	35.2 r	39.9 r	203.0	45.2 r	42.0 r	51.9 r	51.0 r	58.0 r
Tajikistan	923	3.8	0.9 r	1.0 r	1.0 r	0.9 r	1.0 r	0.1	0.0 r	0.0 r	0.0 r	0.0 r	0.0 r
Turkmenistan	925	2.0 r	3.9 r
Ukraine	926	43.1	9.5 r	10.3 r	10.8 r	10.1 r	11.9 r	155.4	25.3 r	27.1 r	38.1 r	40.8 r	49.4 r
Uzbekistan	927	2.0	0.5 r	0.5 r	0.5 r	0.5 r	0.5 r	1.2	0.3 r	0.3 r	0.3 r	0.3 r	0.3 r
Europe n.s.	884	543.0	136.9 r	135.7 r	135.8 r	135.7 r	135.8 r
Mid East, N Africa, Pak	440	3,815.5	929.1	966.7	965.7	879.4	1,003.7	14,370.5	3,248.5	2,995.9	3,685.1	3,606.8	4,082.8
Afghanistan, I.R. of	512	1,612.3	408.8 r	417.9 r	410.4 r	368.4 r	415.7 r	404.6	102.8 r	90.1 r	105.7 r	99.6 r	109.2 r
Algeria	612	24.2	5.7 r	6.0 r	6.1 r	5.6 r	6.5 r	0.4	0.1 r	0.1 r	0.1 r	0.1 r	0.1 r
Bahrain, Kingdom of	419	66.8	16.4 r	17.0 r	16.9 r	15.4 r	17.5 r	35.0	3.7 r	5.1 r	8.2 r	9.5 r	12.2 r
Djibouti	611	38.5	10.0 r	10.1 r	9.8 r	8.7 r	9.8 r	0.8	0.2 r	0.2 r	0.2 r	0.2 r	0.2 r
Egypt	469	123.9	30.6 r	31.6 r	31.4 r	28.5 r	32.4 r	130.0	31.3 r	28.0 r	33.7 r	32.3 r	36.0 r
Iran, I.R. of	429	33.1	7.5 r	8.1 r	8.3 r	7.7 r	9.0 r	265.6	72.0 r	61.6 r	70.2 r	64.5 r	69.3 r
Iraq	433	26.9	6.4 r	6.7 r	6.8 r	6.2 r	7.2 r	12.0	3.0 r	3.0 r	3.0 r	3.0 r	3.0 r
Jordan	439	39.7	9.4 r	9.9 r	10.0 r	9.2 r	10.6 r	32.0	8.0 r	7.6 r	8.1 r	8.0 r	8.3 r
Kuwait	443	91.5	24.0 r	24.2 r	23.4 r	20.7 r	23.1 r	2,210.8	438.0 r	429.3 r	556.4 r	565.5 r	659.5 r
Lebanon	446	22.9	5.6 r	5.8 r	5.8 r	5.3 r	6.0 r	3.2	0.7 r	0.7 r	0.8 r	0.8 r	0.9 r
Libya	672	7.6	1.8 r	1.9 r	1.9 r	1.7 r	2.0 r	6.1	1.5 r	1.5 r	1.5 r	1.5 r	1.5 r
Mauritania	682	13.3	2.0 r	2.6 r	3.2 r	3.3 r	4.2 r	0.6	0.1 r	0.1 r	0.1 r	0.1 r	0.1 r
Morocco	686	13.7	3.5 r	3.5 r	3.5 r	3.1 r	3.5 r	357.6	93.9 r	81.3 r	94.0 r	87.5 r	94.9 r
Oman	449	158.6	40.5 r	41.3 r	40.4 r	36.2 r	40.8 r	740.9	148.1 r	144.2 r	186.6 r	189.4 r	220.7 r
Qatar	453	59.9	14.9 r	15.3 r	15.2 r	13.8 r	15.6 r	316.4	88.9 r	75.0 r	84.2 r	76.3 r	80.9 r
Saudi Arabia	456	401.3	100.3 r	103.1 r	101.9 r	92.0 r	104.3 r	3,338.8	744.7 r	689.7 r	854.2 r	840.0 r	954.8 r
Somalia	726	27.7	6.2 r	6.7 r	6.9 r	6.5 r	7.5 r	7.3	1.7 r	1.6 r	1.9 r	1.8 r	2.0 r
Sudan	732	11.3	2.9 r	2.9 r	2.9 r	2.6 r	2.9 r	0.4	0.1 r	0.1 r	0.1 r	0.1 r	0.1 r
Syrian Arab Republic	463	13.2	3.0 r	3.2 r	3.3 r	3.1 r	3.6 r	1.9	0.6 r	0.5 r	0.5 r	0.5 r	0.5 r
Tunisia	744	21.7	5.3 r	5.5 r	5.5 r	5.0 r	5.7 r	8.5	2.1 r	1.9 r	2.2 r	2.1 r	2.3 r
United Arab Emirates	466	928.3	206.6 r	224.0 r	232.2 r	217.8 r	254.3 r	6,493.4	1,506.4 r	1,373.7 r	1,672.2 r	1,622.7 r	1,824.8 r
Yemen, Republic of	474	79.3	17.6 r	19.1 r	19.8 r	18.6 r	21.8 r	4.1	0.4 r	0.6 r	1.0 r	1.1 r	1.4 r
Sub-Saharan Africa	603	1,208.6	303.9	311.3	307.0	278.2	312.1	1,223.1	325.0	282.0	321.4	298.7	321.0
Angola	614	25.8	6.1 r	6.4 r	6.5 r	6.0 r	6.9 r	0.7	0.2 r	0.2 r	0.2 r	0.2 r	0.2 r
Benin	638	55.5	14.2 r	14.5 r	14.2 r	12.6 r	14.2 r	7.0	1.7 r	1.7 r	1.7 r	1.7 r	1.8 r
Botswana	616	2.1	0.5 r	0.5 r	0.5 r	0.5 r	0.6 r	0.1	0.0 r	0.0 r	0.0 r	0.0 r	0.0 r

Pakistan (564)

In Millions of U.S. Dollars

		Exports (FOB)						Imports (CIF)					
		2016	2015Q4	2016Q1	2016Q2	2016Q3	2016Q4	2016	2015Q4	2016Q1	2016Q2	2016Q3	2016Q4
Burkina Faso	748	0.2	0.1 r	0.1 r	0.1 r	0.0 r	0.1 r	10.5	2.6 r	2.6 r	2.6 r	2.6 r	2.6 r
Burundi	618	0.1	0.0 r	0.0 r	0.0 r	0.0 r	0.0 r	17.8	5.0 r	4.2 r	4.7 r	4.3 r	4.6 r
Cameroon	622	19.9	5.0 r	5.1 r	5.1 r	4.5 r	5.1 r	2.1	0.5 r	0.5 r	0.5 r	0.5 r	0.5 r
Chad	628	0.0	0.0 r	0.0 r	0.0 r	0.0 r	0.0 r	10.0	2.5 r	2.5 r	2.5 r	2.5 r	2.5 r
Comoros	632	21.2	5.2 r	5.4 r	5.4 r	4.9 r	5.6 r	1.1	0.3 r	0.3 r	0.3 r	0.3 r	0.3 r
Congo, Dem. Rep. of	636	15.2	4.4 r	4.2 r	3.9 r	3.4 r	3.6 r	1.2	0.3 r	0.3 r	0.3 r	0.3 r	0.3 r
Congo, Republic of	634	1.5	0.4 r	0.4 r	0.4 r	0.3 r	0.4 r	1.1	0.3 r	0.3 r	0.3 r	0.3 r	0.3 r
Côte d'Ivoire	662	77.2	19.5 r	20.0 r	19.6 r	17.6 r	19.9 r	4.9	1.2 r	1.2 r	1.2 r	1.2 r	1.2 r
Eritrea	643	0.3	0.1 r	0.1 r	0.1 r	0.1 r	0.1 r	0.1	0.0 r	0.0 r	0.0 r	0.0 r	0.0 r
Ethiopia	644	0.7	0.1 r	0.2 r	0.2 r	0.2 r	0.2 r	45.9	11.9 r	10.4 r	12.1 r	11.3 r	12.2 r
Gabon	646	1.8	0.4 r	0.4 r	0.4 r	0.5 r	0.5 r	0.8	0.2 r	0.2 r	0.2 r	0.2 r	0.2 r
Gambia, The	648	16.6	4.4 r	4.4 r	4.3 r	3.8 r	4.2 r	0.9	0.2 r	0.2 r	0.2 r	0.2 r	0.3 r
Ghana	652	6.7	1.7 r	1.7 r	1.7 r	1.5 r	1.7 r	2.5	0.6 r	0.6 r	0.6 r	0.6 r	0.6 r
Guinea	656	3.0	0.8 r	0.8 r	0.8 r	0.7 r	0.8 r	0.4	0.1 r	0.1 r	0.1 r	0.1 r	0.1 r
Guinea-Bissau	654	12.7	3.1 r	3.2 r	3.2 r	3.2 r	3.2 r
Kenya	664	250.4	63.6 r	64.9 r	63.7 r	57.2 r	64.6 r	360.8	96.0 r	82.7 r	95.1 r	88.0 r	95.1 r
Lesotho	666	4.4	0.9 r	1.0 r	1.1 r	1.1 r	1.2 r	0.0	0.0 r	0.0 r	0.0 r	0.0 r	0.0 r
Liberia	668	1.5	0.4 r	0.4 r	0.4 r	0.3 r	0.4 r	10.5	2.6 r	2.6 r	2.6 r	2.6 r	2.6 r
Madagascar	674	79.0	19.3 r	20.0 r	20.0 r	18.2 r	20.8 r	4.5	1.1 r	1.1 r	1.1 r	1.1 r	1.1 r
Malawi	676	1.0	0.2 r	0.2 r	0.3 r	0.2 r	0.3 r	0.2	0.0 r	0.0 r	0.0 r	0.0 r	0.0 r
Mali	678	0.4	0.1 r	0.1 r	0.1 r	0.1 r	0.1 r	1.6	0.4 r	0.4 r	0.4 r	0.4 r	0.4 r
Mauritius	684	21.0	5.1 r	5.3 r	5.3 r	4.8 r	5.5 r	58.4	17.4 r	14.4 r	15.7 r	13.9 r	14.4 r
Mozambique	688	99.1	25.2 r	25.7 r	25.2 r	22.6 r	25.5 r	0.8	0.2 r	0.2 r	0.2 r	0.2 r	0.2 r
Namibia	728	0.9	0.2 r	0.2 r	0.2 r	0.2 r	0.2 r	0.3	0.1 r	0.1 r	0.1 r	0.1 r	0.1 r
Niger	692	0.0	0.0 r	0.0 r	0.0 r	0.0 r	0.0 r	9.1	2.3 r	2.2 r	2.3 r	2.3 r	2.3 r
Nigeria	694	44.5	11.3 r	11.5 r	11.3 r	10.2 r	11.5 r	34.2	9.5 r	8.1 r	9.1 r	8.3 r	8.8 r
Rwanda	714	0.3	0.1 r	0.1 r	0.1 r	0.1 r	0.1 r	33.6	9.5 r	8.0 r	9.0 r	8.1 r	8.6 r
São Tomé & Príncipe	716	0.3	0.1 r	0.1 r	0.1 r	0.1 r	0.1 r	0.1	0.0 r	0.0 r	0.0 r	0.0 r	0.0 r
Senegal	722	34.8	9.8 r	9.6 r	9.0 r	7.8 r	8.4 r	3.1	0.8 r	0.7 r	0.8 r	0.8 r	0.8 r
Seychelles	718	2.4	0.6 r	0.6 r	0.6 r	0.6 r	0.6 r	0.3	0.1 r	0.1 r	0.1 r	0.1 r	0.1 r
Sierra Leone	724	23.9	5.8 r	6.0 r	6.0 r	5.9 r	6.0 r	0.5	0.1 r	0.1 r	0.1 r	0.1 r	0.1 r
South Africa	199	211.5	51.2 r	53.4 r	53.5 r	48.8 r	55.8 r	484.1	127.3 r	110.1 r	127.3 r	118.4 r	128.4 r
South Sudan, Rep. of	733	39.2	9.8 r	9.8 r	9.8 r	9.8 r	9.8 r	1.1	0.3 r	0.3 r	0.3 r	0.3 r	0.3 r
Swaziland	734	0.2	0.1 r	0.1 r	0.1 r	0.1 r	0.1 r	19.6	4.8 r	4.3 r	5.1 r	4.9 r	5.4 r
Tanzania	738	111.6	28.5 r	29.1 r	28.4 r	25.4 r	28.6 r	21.7	5.9 r	5.0 r	5.7 r	5.3 r	5.7 r
Togo	742	11.6	3.2 r	3.2 r	3.0 r	2.6 r	2.8 r	5.0	1.2 r	1.2 r	1.2 r	1.2 r	1.2 r
Uganda	746	1.3	0.3 r	0.3 r	0.3 r	0.3 r	0.3 r	8.0	2.0 r	1.8 r	2.1 r	2.0 r	2.2 r
Zambia	754	0.8	0.2 r	0.2 r	0.2 r	0.2 r	0.2 r	56.4	15.1 r	13.0 r	14.9 r	13.7 r	14.8 r
Zimbabwe	698	7.8	2.0 r	2.0 r	2.0 r	1.8 r	2.0 r	1.9	0.4 r	0.4 r	0.5 r	0.5 r	0.5 r
Africa n.s.	799	0.1	0.0 r	0.0 r	0.0 r	0.0 r	0.0 r
Western Hemisphere	205	421.5	105.2	108.2	107.0	96.7	109.5	803.2	220.5	188.8	212.2	194.9	207.3
Argentina	213	49.3	13.1 r	13.1 r	12.6 r	11.1 r	12.4 r	420.2	116.5 r	98.6 r	111.5 r	101.7 r	108.4 r
Aruba	314	0.2	0.0 r	0.0 r	0.0 r	0.0 r	0.0 r
Bahamas, The	313	0.1	0.0 r	0.0 r	0.0 r	0.0 r	0.0 r	3.3	0.8 r	0.8 r	0.8 r	0.8 r	0.8 r
Barbados	316	0.2	0.0 r	0.1 r	0.1 r	0.1 r	0.1 r	0.2	0.1 r	0.1 r	0.1 r	0.1 r	0.1 r
Belize	339	0.0	0.0 r	0.0 r	0.0 r	0.0 r	0.0 r	2.5	0.6 r	0.5 r	0.6 r	0.6 r	0.7 r
Bermuda	319	0.1	0.0 r	0.0 r	0.0 r	0.0 r	0.0 r	0.0	0.0 r	0.0 r	0.0 r	0.0 r	0.0 r
Bolivia	218	0.6	0.2 r	0.2 r	0.2 r	0.1 r	0.2 r	0.1	0.0 r	0.0 r	0.0 r	0.0 r	0.0 r
Brazil	223	55.5	13.1 r	13.8 r	14.0 r	12.9 r	14.8 r	258.7	71.7 r	60.8 r	68.7 r	62.6 r	66.7 r
Chile	228	62.2	15.2 r	15.8 r	15.8 r	14.3 r	16.3 r	24.7	6.2 r	6.1 r	6.2 r	6.2 r	6.2 r
Colombia	233	39.9	9.8 r	10.1 r	10.1 r	9.2 r	10.5 r	9.5	2.4 r	2.3 r	2.4 r	2.4 r	2.4 r
Costa Rica	238	3.8	1.0 r	1.0 r	1.0 r	0.9 r	0.9 r	1.0	0.2 r	0.2 r	0.3 r	0.2 r	0.3 r
Curacao	354	0.0	0.0 r	0.0 r	0.0 r	0.0 r	0.0 r	0.1	0.0 r	0.0 r	0.0 r	0.0 r	0.0 r
Dominica	321	0.0	0.0 r	0.0 r	0.0 r	0.0 r	0.0 r	0.2	0.0 r	0.0 r	0.0 r	0.0 r	0.0 r
Dominican Republic	243	10.8	3.0 r	2.9 r	2.8 r	2.4 r	2.7 r	0.5	0.1 r	0.1 r	0.1 r	0.1 r	0.1 r
Ecuador	248	6.5	1.5 r	1.6 r	1.6 r	1.5 r	1.8 r	0.1	0.0 r	0.0 r	0.0 r	0.0 r	0.0 r
El Salvador	253	3.8	0.9 r	0.9 r	0.9 r	0.9 r	0.9 r	0.1	0.0 r	0.0 r	0.0 r	0.0 r	0.0 r
Grenada	328	0.2	0.1 r	0.1 r	0.0 r	0.0 r	0.0 r	0.2	0.0 r	0.0 r	0.0 r	0.0 r	0.0 r
Guatemala	258	8.4	2.3 r	2.3 r	2.2 r	1.9 r	2.1 r	8.3	2.2 r	1.9 r	2.2 r	2.0 r	2.2 r
Guyana	336	0.5	0.1 r	0.1 r	0.1 r	0.1 r	0.1 r	0.1	0.0 r	0.0 r	0.0 r	0.0 r	0.0 r

Pakistan (564)

In Millions of U.S. Dollars

		Exports (FOB)						Imports (CIF)					
		2016	2015Q4	2016Q1	2016Q2	2016Q3	2016Q4	2016	2015Q4	2016Q1	2016Q2	2016Q3	2016Q4
Haiti	263	2.2	0.4 r	0.5 r	0.5 r	0.5 r	0.6 r	0.0	0.0 r	0.0 r	0.0 r	0.0 r	0.0 r
Honduras	268	10.9	3.4 r	3.2 r	2.9 r	2.4 r	2.5 r	0.4	0.1 r	0.1 r	0.1 r	0.1 r	0.1 r
Jamaica	343	1.8	0.5 r	0.5 r	0.5 r	0.4 r	0.4 r	0.7	0.2 r	0.2 r	0.2 r	0.2 r	0.2 r
Mexico	273	94.0	23.3 r	24.0 r	23.8 r	21.6 r	24.5 r	54.1	14.6 r	12.5 r	14.3 r	13.2 r	14.2 r
Nicaragua	278	9.5	2.1 r	2.3 r	2.4 r	2.2 r	2.6 r	0.1	0.0 r	0.0 r	0.0 r	0.0 r	0.0 r
Panama	283	11.4	3.1 r	3.1 r	2.9 r	2.6 r	2.8 r	2.9	0.7 r	0.7 r	0.7 r	0.7 r	0.7 r
Paraguay	288	7.2	1.9 r	1.9 r	1.8 r	1.6 r	1.8 r	4.4	1.1 r	1.1 r	1.1 r	1.1 r	1.1 r
Peru	293	23.1	5.8 r	5.9 r	5.9 r	5.3 r	6.0 r	3.0	0.7 r	0.7 r	0.8 r	0.8 r	0.8 r
St. Lucia	362	0.1	0.0 r	0.0 r	0.0 r	0.0 r	0.0 r	0.3	0.1 r	0.1 r	0.1 r	0.1 r	0.1 r
St. Vincent & Grens.	364	0.1	0.0 r	0.0 r	0.0 r	0.0 r	0.0 r
Suriname	366	0.4	0.1 r	0.1 r	0.1 r	0.1 r	0.1 r	0.0	0.0 r	0.0 r	0.0 r	0.0 r	0.0 r
Trinidad and Tobago	369	4.6	1.1 r	1.2 r	1.2 r	1.1 r	1.2 r	3.4	0.9 r	0.8 r	0.8 r	0.8 r	0.8 r
Uruguay	298	7.5	1.6 r	1.8 r	1.9 r	1.8 r	2.1 r	3.3	0.8 r	0.7 r	0.9 r	0.8 r	0.9 r
Venezuela, Rep. Bol.	299	5.6	1.1 r	1.3 r	1.4 r	1.3 r	1.6 r	0.2	0.0 r	0.0 r	0.0 r	0.0 r	0.0 r
Western Hem. n.s.	399	0.8	0.2 r	0.2 r	0.2 r	0.2 r	0.2 r	0.5	0.1 r	0.1 r	0.1 r	0.1 r	0.1 r
Other Countries n.i.e	910	4.0	1.0	1.1	1.0	0.9	1.0	48.8	12.4	10.9	12.7	12.0	13.2
Cuba	928	3.9	1.0 r	1.0 r	1.0 r	0.9 r	1.0 r	0.2	0.0 r	0.0 r	0.0 r	0.0 r	0.0 r
Korea, Dem. People's Rep.	954	0.0	0.0 r	0.0 r	0.0 r	0.0 r	0.0 r	48.6	12.3 r	10.8 r	12.7 r	12.0 r	13.1 r
Special Categories	899	197.6	50.0 r	51.1 r	50.3 r	45.2 r	51.0 r
Memorandum Items													
Africa	605	1,319.7	329.6	339.0	335.0	303.3	342.4	1,597.7	422.9	367.0	419.8	390.3	420.6
Middle East	405	2,052.9	484.7	511.3	517.4	476.1	548.0	13,590.3	3,047.4	2,820.5	3,480.7	3,415.3	3,873.8
European Union	998	6,005.4	1,551.1	1,572.1	1,532.2	1,366.9	1,534.3	4,619.6	1,148.4	1,017.1	1,203.0	1,140.9	1,258.6
Export earnings: fuel	080	2,253.9	538.3	563.5	568.5	522.8	599.1	13,691.8	3,073.3	2,841.4	3,506.5	3,440.9	3,902.9
Export earnings: nonfuel	092	18,763.6	4,779.1	4,874.8	4,778.1	4,284.4	4,826.3	33,392.5	8,499.7	7,469.8	8,721.2	8,216.3	8,985.2

Palau (565)

In Millions of U.S. Dollars

		Exports (FOB)						Imports (CIF)					
		2016	2015Q4	2016Q1	2016Q2	2016Q3	2016Q4	2016	2015Q4	2016Q1	2016Q2	2016Q3	2016Q4
IFS World	
World	001	12.0	1.2	7.3	0.8	2.8	1.1	206.1	59.4	43.7	39.1	76.1	47.3
Advanced Economies	110	10.1	0.6	5.9	0.7	2.5	1.0	125.2	29.8	24.5	25.9	46.7	28.3
Euro Area	163	6.9	0.0	5.2	0.0	1.7	0.0	2.4	1.6	0.3	0.2	0.4	1.4
France	132	0.1	0.0 r	0.0 r	0.0 r	0.0 r	0.1 r
Germany	134	0.0	0.0 r	0.0 r	0.0 r	0.0 r	0.0 r	0.0	0.3 r	0.0 r	0.0 r	0.0 r
Greece	174	6.9 e	5.2 e	1.7 e	1.8	1.2 r	0.3 r	0.2 r	0.2 r	1.1 r
Italy	136	0.0 e	0.0 e	0.0 e	0.2	0.1 r	0.0 r	0.0 r	0.1 r
Netherlands	138	0.0 e	0.0 e	0.0 e	0.2	0.0 r	0.1 r	0.0 r	0.0 r	0.1 r
Australia	193	0.4	0.0 r	0.1 r	0.1 r	0.1 r	0.1 r	2.0	1.8 r	0.9 r	0.7 r	0.4 r
Canada	156	0.0	0.0 r	0.0 r	0.0 r	0.0 r	0.0 r	0.2	0.0 r	0.0 r	0.0 r	0.0 r	0.0 r
China,P.R.: Hong Kong	532	0.8	0.2 r	0.2 r	0.2 r	0.2 r	0.2 r
Japan	158	0.1	0.0 r	0.1 r	0.0 r	40.8	8.6 r	3.6 r	4.0 r	27.1 r	6.1 r
Korea, Republic of	542	0.0	0.0 r	0.0 r	0.0 r	0.0 r	6.9	0.6 r	1.0 r	2.7 r	2.3 r	0.8 r
New Zealand	196	0.6	0.0 r	0.2 r	0.2 r	0.1 r	0.1 r
Singapore	576	0.0	0.0 r	0.0 r	0.0 r	7.8	2.2 r	1.8 r	2.2 r	1.7 r	2.1 r
Switzerland	146	0.7	0.2 r	0.2 r	0.2 r	0.2 r	0.2 r
Taiwan Prov. of China	528	0.2 e	0.0 e	0.0 e	0.0 e	0.1 e	0.0 e	11.9 e	2.6 e	4.4 e	3.6 e	2.7 e	1.2 e
United Kingdom	112	0.0	0.0 r	0.3	0.1 r	0.0 r	0.0 r	0.1 r	0.2 r
United States	111	2.5	0.5 r	0.5 r	0.5 r	0.5 r	0.8 r	50.8	11.8 r	11.8 r	11.8 r	11.8 r	15.5 r
Emerg. & Dev. Economies	200	2.0	0.5	1.4	0.1	0.4	0.1	80.8	29.5	19.2	13.2	29.4	19.0
Emerg. & Dev. Asia	505	1.9	0.5	1.4	0.1	0.4	0.1	79.1	29.4	19.1	13.1	28.1	18.8
China,P.R.: Mainland	924	0.0	0.0 r	0.0 r	0.0 r	29.4	14.8 r	9.8 r	6.1 r	7.1 r	6.3 r
Guam	829	1.8	0.5 r	1.3 r	0.1 r	0.3 r	0.1 r	29.3	9.9 r	5.4 r	4.0 r	12.6 r	7.4 r
Indonesia	536	0.4	0.2 r	0.1 r	0.1 r	0.2 r	0.1 r
Micronesia	868	0.1	0.0 r	0.1 r	0.0 r	0.0 r	0.0 r	0.2	0.1 r	0.0 r	0.0 r	0.1 r	0.0 r
Philippines	566	0.0 r	9.0	0.9 r	1.7 r	1.4 r	3.7 r	2.3 r
Thailand	578	0.8	0.2 r	0.2 r	0.2 r	0.2 r	0.2 r
Vietnam	582	0.2	0.1 r	0.0 r	0.0 r	0.1 r	0.0 r
Asia n.s.	598	9.7	3.3 r	1.8 r	1.3 r	4.2 r	2.4 r
Europe	170	0.0	0.0	0.0	0.0	0.0	0.0	0.1	0.0	0.0	0.0	0.0	0.1
Emerg. & Dev. Europe	903	0.0	0.0	0.0	0.0	0.0	0.0	0.1	0.0	0.0	0.0	0.0	0.1
Hungary	944	0.1	0.0 r	0.0 r	0.0 r	0.0 r	0.0 r
Sub-Saharan Africa	603	0.0	0.0	0.0	0.0	0.0	0.0	0.1	0.0	0.0	0.0	0.0	0.0
Western Hemisphere	205	0.0	0.0	0.0	0.0	0.0	0.0	1.6	0.1	0.1	0.1	1.3	0.1
Anguilla	312	0.3	0.1 r	0.0 r	0.0 r	0.1 r	0.1 r
Argentina	213	0.2	0.0 r	0.0 r	0.0 r	0.0 r	0.0 r
Brazil	223	0.0 e	0.0 e	0.0 e	0.0 e	0.0 e	1.1	0.0 r	0.0 r	0.0 r	1.1 r	0.0 r
Memorandum Items													
Africa	605	0.0	0.0	0.0	0.0	0.0	0.0	0.1	0.0	0.0	0.0	0.0	0.0
European Union	998	6.9	0.0	5.2	0.0	1.7	0.0	2.9	1.8	0.4	0.3	0.5	1.7
Export earnings: nonfuel	092	12.0	1.2	7.3	0.8	2.8	1.1	206.1	59.3	43.7	39.1	76.1	47.3

Panama (283)

In Millions of U.S. Dollars

		Exports (FOB)						Imports (CIF)					
		2016	2015Q4	2016Q1	2016Q2	2016Q3	2016Q4	2016	2015Q4	2016Q1	2016Q2	2016Q3	2016Q4
IFS World	
World	001	937.7	159.6	171.5	196.2	236.4	333.6	9,565.7	3,219.9	2,564.8	2,395.9	2,433.9	2,171.1
Advanced Economies	110	566.4	89.6	102.5	118.8	143.1	202.0	4,094.4	1,439.6	1,095.3	1,026.4	1,042.7	930.1
Euro Area	163	254.5	40.3	46.5	53.3	64.2	90.6	739.1	271.5	203.4	183.3	186.2	166.1
Austria	122	16.0	6.0	6.2 r	3.4 r	3.4 r	3.1 r
Belgium	124	1.8	0.4	0.6 r	0.3 r	0.4 r	0.5 r	50.5	15.9	14.2 r	12.4 r	12.6 r	11.3 r
Estonia	939	0.2	0.1	0.2 r
Finland	172	2.3	2.6	0.8 r	0.5 r	0.6 r	0.5 r
France	132	0.2	1.3	0.2 r	0.0 r	0.0 r	0.0 r	88.3	35.5	24.0 r	22.0 r	22.4 r	19.9 r
Germany	134	12.2	24.8	8.9 r	0.8 r	1.0 r	1.4 r	153.0	69.6	40.3 r	38.6 r	39.2 r	35.0 r
Greece	174	3.8	0.5	0.5 r	0.8 r	1.0 r	1.4 r	7.1	1.1	1.5 r	1.9 r	1.9 r	1.7 r
Ireland	178	0.0	12.9	5.4	3.1 r	3.4 r	3.4 r	3.0 r
Italy	136	26.6	3.1	4.9 r	5.6 r	6.7 r	9.5 r	118.1	43.4	35.1 r	28.4 r	28.9 r	25.7 r
Lithuania	946	0.2	0.0	0.1 r	0.0 r	0.0 r	0.0 r
Luxembourg	137	0.2
Malta	181	0.5	0.0	0.1 r	0.1 r	0.1 r	0.1 r
Netherlands	138	173.4	3.5	25.6 r	37.8 r	45.6 r	64.3 r	89.4	18.3	23.1 r	22.7 r	23.0 r	20.6 r
Portugal	182	24.7	2.2	3.7 r	5.4 r	6.5 r	9.1 r	13.8	5.4	3.7 r	3.5 r	3.5 r	3.1 r
Slovak Republic	936	0.1	0.3	0.0 r	0.0 r	0.0 r	0.0 r
Slovenia	961	4.2	1.7	0.9 r	1.1 r	1.2 r	1.0 r
Spain	184	11.8	4.5	2.1 r	2.5 r	3.0 r	4.2 r	182.3	65.8	50.1 r	45.2 r	46.0 r	41.0 r
Australia	193	2.0	0.0	0.4 r	0.4 r	0.5 r	0.7 r	7.1	2.6	1.5 r	1.9 r	2.0 r	1.8 r
Canada	156	2.2	0.1	0.4 r	0.5 r	0.6 r	0.8 r	75.7	26.3	21.0 r	18.7 r	19.0 r	16.9 r
China,P.R.: Hong Kong	532	4.9	1.1	0.8 r	1.1 r	1.3 r	1.8 r	28.8	15.3	7.4 r	7.3 r	7.4 r	6.6 r
Czech Republic	935	0.2	4.6	0.6	1.1 r	1.2 r	1.2 r	1.1 r
Denmark	128	10.8	3.9	1.9 r	2.3 r	2.7 r	3.9 r	43.6	11.4	11.0 r	11.1 r	11.3 r	10.1 r
Iceland	176	0.0	0.4	0.0 r
Israel	436	0.8	6.1	1.8	1.4 r	1.6 r	1.6 r	1.5 r
Japan	158	4.1	0.8	0.9 r	0.8 r	1.0 r	1.4 r	265.6	92.3	71.6 r	66.4 r	67.4 r	60.1 r
Korea, Republic of	542	12.1	2.4	2.1 r	2.6 r	3.1 r	4.4 r	282.2	128.7	76.3 r	70.5 r	71.6 r	63.9 r
Norway	142	9.7	1.6	2.2 r	2.6 r	2.6 r	2.3 r
Singapore	576	0.0	0.1	0.0 r	11.8	3.5	2.9 r	3.1 r	3.1 r	2.8 r
Sweden	144	0.0	0.0	0.0 r	9.2	3.3	3.0 r	2.1 r	2.2 r	1.9 r
Switzerland	146	39.7	11.7	9.7 r	10.3 r	10.4 r	9.3 r
Taiwan Prov.of China	528	40.3	7.2	8.0 r	8.3 r	10.0 r	14.1 r	47.4	19.8	14.3 r	11.3 r	11.5 r	10.3 r
United Kingdom	112	32.2	1.5	6.7 r	6.5 r	7.9 r	11.1 r	67.4	24.6	17.1 r	17.2 r	17.5 r	15.6 r
United States	111	203.2	31.1	34.9 r	43.1 r	51.9 r	73.3 r	2,456.5	824.3	651.5 r	617.7 r	627.5 r	559.8 r
Emerg. & Dev. Economies	200	338.6	64.8	62.4	70.7	85.2	120.3	3,457.2	1,078.1	932.2	864.1	877.8	783.1
Emerg. & Dev. Asia	505	114.5	20.2	20.6	24.0	29.0	40.9	1,241.7	447.5	346.0	306.5	311.4	277.8
Bangladesh	513	5.1	1.0	1.3 r	1.3 r	1.3 r	1.2 r
Cambodia	522	0.9	0.3	0.2 r	0.2 r	0.2 r	0.2 r
China,P.R.: Mainland	924	22.3	10.5	4.6 r	4.5 r	5.5 r	7.7 r	889.6	329.1	248.2 r	219.5 r	223.0 r	198.9 r
Fiji	819	0.7	0.0	0.1 r	0.2 r	0.2 r	0.3 r
India	534	60.0	1.5	10.1 r	12.8 r	15.4 r	21.8 r	101.8	33.9	27.3 r	25.5 r	25.9 r	23.1 r
Indonesia	536	13.5	8.1	4.9 r	2.9 r	3.0 r	2.7 r
Malaysia	548	0.0	0.1	0.0 r	14.2	5.2	3.8 r	3.6 r	3.6 r	3.2 r
Philippines	566	1.7	0.6	0.6 r	0.4 r	0.4 r	0.3 r
Sri Lanka	524	0.1	1.3	0.2	0.3 r	0.4 r	0.4 r	0.3 r
Thailand	578	9.3	1.5	1.6 r	2.0 r	2.4 r	3.4 r	151.0	54.6	44.6 r	36.4 r	37.0 r	33.0 r
Vietnam	582	22.0	6.6	4.2 r	4.6 r	5.5 r	7.8 r	14.4	6.6	3.9 r	3.6 r	3.7 r	3.3 r
Asia n.s.	598	48.3	7.9	10.9 r	12.8 r	13.0 r	11.6 r
Europe	170	5.2	2.4	1.0	1.1	1.3	1.8	54.1	11.7	14.0	13.7	13.9	12.4
Emerg. & Dev. Europe	903	4.0	2.3	0.7	0.8	1.0	1.4	47.6	10.7	12.0	12.2	12.4	11.0
Bulgaria	918	4.0	0.5	0.9 r	1.1 r	1.1 r	1.0 r
Hungary	944	2.0	0.9	0.6 r	0.5 r	0.5 r	0.4 r
Poland	964	0.1	15.0	1.8	3.2 r	4.0 r	4.1 r	3.7 r
Romania	968	0.3	0.0 r	0.1 r	0.1 r	0.1 r	1.1	0.4	0.6 r	0.2 r	0.2 r	0.2 r
Serbia, Republic of	942	0.1
Turkey	186	3.6	2.2	0.7 r	0.7 r	0.9 r	1.3 r	25.5	7.1	6.7 r	6.5 r	6.6 r	5.9 r

Panama (283)

In Millions of U.S. Dollars

		Exports (FOB)						Imports (CIF)					
		2016	2015Q4	2016Q1	2016Q2	2016Q3	2016Q4	2016	2015Q4	2016Q1	2016Q2	2016Q3	2016Q4
CIS	901	1.3	0.1	0.2	0.3	0.3	0.4	6.5	0.9	2.0	1.5	1.6	1.4
Russian Federation	922	1.3	0.1	0.2 r	0.3 r	0.3 r	0.4 r	5.3	0.9	1.8 r	1.2 r	1.2 r	1.1 r
Ukraine	926	1.2	0.0	0.2 r	0.3 r	0.3 r	0.3 r
Mid East, N Africa, Pak	440	1.5	0.2	0.3	0.3	0.4	0.5	12.2	4.1	3.3	3.1	3.1	2.8
Bahrain, Kingdom of	419	0.2
Egypt	469	0.2	3.6	0.7	0.9 r	0.9 r	0.9 r	0.8 r
Lebanon	446	0.3
Morocco	686	3.5	0.7	0.9 r	0.9 r	0.9 r	0.8 r
Pakistan	564	2.0	1.4	0.8 r	0.4 r	0.4 r	0.4 r
Tunisia	744	1.0	0.3	0.3 r	0.2 r	0.2 r	0.2 r
United Arab Emirates	466	1.5	0.0	0.3 r	0.3 r	0.4 r	0.5 r	2.1	0.4	0.4 r	0.6 r	0.6 r	0.5 r
Sub-Saharan Africa	603	2.3	0.3	0.3	0.5	0.6	0.8	99.4	4.7	21.2	26.8	27.2	24.3
Ghana	652	0.2
Madagascar	674	0.4	0.0	0.1 r	0.1 r	0.1 r	0.1 r
Nigeria	694	0.0	0.1	0.0 r
South Africa	199	2.2	0.0	0.3 r	0.5 r	0.6 r	0.8 r	99.0	4.7	21.1 r	26.7 r	27.1 r	24.2 r
Western Hemisphere	205	215.1	41.6	40.3	44.8	53.9	76.1	2,049.7	610.2	547.7	514.0	522.2	465.8
Argentina	213	0.0	0.0 r	44.6	14.5	12.6 r	10.9 r	11.1 r	9.9 r
Aruba	314	1.2	0.2	0.2 r	0.3 r	0.3 r	0.4 r
Bahamas, The	313	0.1	0.1 r	0.0
Barbados	316	5.7	0.6	0.8 r	1.3 r	1.5 r	2.1 r	0.4	0.1	0.1 r	0.1 r	0.1 r	0.1 r
Belize	339	1.4	0.1	0.4 r	0.4 r	0.4 r	0.3 r
Bolivia	218	3.3	0.6	0.6 r	0.7 r	0.8 r	1.1 r	0.6	0.1	0.1 r	0.1 r	0.2 r	0.1 r
Brazil	223	6.0	0.5	0.9 r	1.3 r	1.6 r	2.2 r	127.2	48.6	36.7 r	31.0 r	31.4 r	28.1 r
Chile	228	4.9	1.1	1.0 r	1.0 r	1.2 r	1.7 r	67.0	22.9	17.5 r	16.9 r	17.2 r	15.4 r
Colombia	233	18.2	3.0	3.6 r	3.7 r	4.5 r	6.4 r	320.8	98.3	85.5 r	80.5 r	81.8 r	73.0 r
Costa Rica	238	60.3	12.7	10.5 r	12.7 r	15.3 r	21.7 r	402.7	113.6	105.6 r	101.7 r	103.3 r	92.1 r
Dominican Republic	243	2.8	1.3	0.5 r	0.6 r	0.7 r	1.0 r	30.9	6.5	7.2 r	8.1 r	8.2 r	7.3 r
Ecuador	248	11.0	2.2	1.9 r	2.3 r	2.8 r	4.0 r	19.2	6.1	5.3 r	4.7 r	4.8 r	4.3 r
El Salvador	253	14.6	2.4	2.7 r	3.0 r	3.7 r	5.2 r	119.4	33.2	31.8 r	30.0 r	30.4 r	27.2 r
Guatemala	258	15.0	2.7	3.1 r	3.0 r	3.6 r	5.1 r	172.4	43.9	45.3 r	43.5 r	44.2 r	39.4 r
Guyana	336	0.2	0.0 r	0.0 r	0.0 r	0.1 r	7.8	3.4	3.4 r	1.5 r	1.5 r	1.4 r
Haiti	263	0.0	0.1	0.0 r
Honduras	268	8.6	1.5	1.5 r	1.8 r	2.2 r	3.1 r	39.3	10.1	9.9 r	10.1 r	10.2 r	9.1 r
Jamaica	343	6.1	0.9	1.1 r	1.3 r	1.5 r	2.2 r	0.2	0.0	0.1 r	0.1 r	0.1 r	0.1 r
Mexico	273	7.6	2.9	1.7 r	1.5 r	1.8 r	2.6 r	496.2	164.1	135.3 r	123.5 r	125.5 r	111.9 r
Netherlands Antilles	353	1.4	0.5	0.3 r	0.3 r	0.4 r	0.5 r
Nicaragua	278	16.0	3.5	3.6 r	3.2 r	3.8 r	5.4 r	36.0	9.3	9.1 r	9.2 r	9.4 r	8.3 r
Paraguay	288	1.0	0.3	0.2 r	0.3 r	0.3 r	0.3 r
Peru	293	11.6	1.2	2.2 r	2.4 r	2.9 r	4.1 r	135.5	23.5	33.3 r	35.0 r	35.5 r	31.7 r
St. Lucia	362	0.1
St. Vincent & Grens.	364	0.6	0.1 r	0.1 r	0.2 r	0.2 r
Suriname	366	11.9	1.8	2.1 r	2.5 r	3.0 r	4.3 r	1.2	0.2	0.3 r	0.3 r	0.3 r	0.3 r
Trinidad and Tobago	369	7.7	1.3	1.7 r	1.6 r	1.9 r	2.6 r	2.3	2.8	0.9 r	0.5 r	0.5 r	0.4 r
Uruguay	298	0.1	0.0	0.0 r	0.0 r	0.0 r	0.0 r	11.7	3.0	3.3 r	2.9 r	2.9 r	2.6 r
Venezuela, Rep. Bol.	299	0.1	0.4	0.0 r	0.0 r	0.0 r	0.0 r	12.0	5.6	3.9 r	2.8 r	2.8 r	2.5 r
Other Countries n.i.e	910	1.6	0.6	0.4	0.3	0.4	0.5	1.2	0.3	0.3	0.3	0.3	0.3
Cuba	928	1.6	0.6	0.4 r	0.3 r	0.4 r	0.5 r	1.2	0.3	0.3 r	0.3 r	0.3 r	0.3 r
Special Categories	899	31.1	4.6	6.2 r	6.4 r	7.7 r	10.9 r	2,012.9	701.9	537.1 r	505.1 r	513.1 r	457.7 r
Memorandum Items													
Africa	605	2.3	0.3	0.3	0.5	0.6	0.8	104.0	5.8	22.4	27.9	28.4	25.3
Middle East	405	1.5	0.2	0.3	0.3	0.4	0.5	5.7	1.7	1.4	1.5	1.5	1.4
European Union	998	297.8	46.0	55.1	62.1	74.9	105.7	885.9	314.9	241.0	220.7	224.2	200.0
Export earnings: fuel	080	43.1	7.7	8.3	8.9	10.7	15.1	362.2	114.4	97.9	90.5	91.9	82.0
Export earnings: nonfuel	092	894.6	151.9	163.2	187.3	225.7	318.5	9,203.5	3,105.5	2,466.9	2,305.4	2,342.0	2,089.2

Papua New Guinea (853)

In Millions of U.S. Dollars

		Exports (FOB)						Imports (CIF)					
		2016	2015Q4	2016Q1	2016Q2	2016Q3	2016Q4	2016	2015Q4	2016Q1	2016Q2	2016Q3	2016Q4
IFS World		1,877.2	1,810.1	1,926.8	1,724.5
World	001	6,286.2	1,422.8	1,385.2	1,716.3	1,685.1	1,499.6	5,050.2	1,202.9	1,144.2	1,110.4	1,583.6	1,212.0
Advanced Economies	110	4,942.3	1,007.0	1,031.5	1,358.4	1,385.6	1,166.8	3,278.6	764.5	719.2	681.9	1,133.5	744.1
Euro Area	163	482.3	106.3	78.5	130.9	141.1	131.7	175.3	70.8	19.5	42.3	48.6	64.9
Austria	122	0.0	0.0 r	0.0 r	0.0 r	0.0 r	0.0 r	2.2 e	0.2 e	0.4 e	0.6 e	0.4 e	0.8 e
Belgium	124	40.4	8.1 r	7.5 r	8.3 r	11.1 r	13.5 r	11.5 e	1.0 e	1.6 e	4.4 e	1.7 e	3.6 e
Cyprus	423	0.2 e	0.0 e	0.0 e	0.0 e	0.0 e	0.1 e
Finland	172	0.1	0.0 r	0.0 r	0.0 r	0.0 r	2.8 e	0.1 e	0.7 e	1.3 e	0.4 e	0.4 e
France	132	5.2	1.4 r	1.6 r	0.9 r	1.7 r	0.9 r	82.0 e	52.1 e	2.4 e	24.3 e	26.2 e	29.1 e
Germany	134	120.8	35.4 r	29.4 r	27.2 r	30.5 r	33.6 r	33.2 e	6.7 e	7.4 e	5.1 e	12.7 e	8.0 e
Greece	174	1.1	0.1 r	0.5 r	0.5 r	0.1 r	0.0 e	0.0 e	0.0 e	0.0 e	0.0 e	0.0 e
Ireland	178	0.2	0.2 r	0.0 r	0.0 r	0.1 r	0.0 r	2.0 e	0.3 e	0.2 e	0.2 e	0.7 e	0.9 e
Italy	136	62.7	22.7 r	12.1 r	15.2 r	18.6 r	16.8 r	25.0 e	2.7 e	1.2 e	1.9 e	3.6 e	18.3 e
Latvia	941	0.1 e	0.0 e	0.1 e	0.0 e	0.0 e	0.0 e
Lithuania	946	0.0 e	0.1 e	0.0 e
Luxembourg	137	12.8	3.2 r	3.2 r	3.2 r	3.2 r	3.2 r	1.4 e	0.5 e	1.1 e	0.2 e	0.0 e
Malta	181	0.1 r
Netherlands	138	173.2	17.5 r	18.1 r	58.6 r	56.1 r	40.4 r	13.0 e	6.4 e	3.6 e	3.8 e	2.0 e	3.6 e
Portugal	182	0.3	0.1 r	0.0 r	0.2 r	0.0 r	0.1 e	0.1 e	0.0 e	0.0 e
Slovenia	961	0.1	0.0 r	0.1 r	0.1 r	0.0 e	0.0 e	0.0 e	0.0 e
Spain	184	65.5	17.6 r	6.4 r	16.8 r	19.2 r	23.0 r	1.9 e	0.6 e	0.5 e	0.6 e	0.6 e	0.3 e
Australia	193	1,442.6	291.7 r	339.7 r	368.0 r	395.2 r	339.7 r	1,811.3 e	354.8 e	327.2 e	351.4 e	757.1 e	375.7 e
Canada	156	2.6	0.5 r	0.7 r	0.9 r	0.6 r	0.4 r	14.2 e	6.6 e	3.4 e	4.5 e	2.7 e	3.6 e
China,P.R.: Hong Kong	532	2.8	0.5 r	0.3 r	0.5 r	0.4 r	1.6 r	42.7 e	12.7 e	6.4 e	9.7 e	13.8 e	12.8 e
Czech Republic	935	0.0	0.0 r	1.5 e	0.2 e	0.1 e	0.0 e	0.7 e	0.7 e
Denmark	128	0.7	0.3 r	0.1 r	0.3 r	0.0 r	0.2 r	9.4 e	3.6 e	2.6 e	2.7 e	1.6 e	2.5 e
Iceland	176	0.1 e	0.1 e
Israel	436	1.7 e	0.2 e	0.4 e	0.7 e	0.6 e
Japan	158	828.5	219.3 r	224.5 r	155.4 r	225.7 r	222.9 r	180.5 e	37.4 e	39.4 e	40.0 e	38.2 e	62.9 e
Korea, Republic of	542	61.9	49.5 r	10.1 r	19.2 r	17.9 r	14.7 r	97.0 e	10.7 e	15.2 e	42.7 e	27.8 e	11.4 e
New Zealand	196	5.0	1.9 r	0.9 r	1.4 r	1.3 r	1.4 r	140.5 e	36.6 e	33.3 e	31.4 e	40.1 e	35.6 e
Norway	142	2.4 e	0.1 e	0.3 e	0.1 e	2.1 e	0.0 e
Singapore	576	1,497.5	135.0 r	283.9 r	544.8 r	423.8 r	245.0 r	428.4 e	112.3 e	111.2 e	103.0 e	99.5 e	114.6 e
Sweden	144	3.9	0.0 r	0.0 r	0.0 r	2.0 r	2.0 r	2.8 e	0.6 e	0.8 e	0.7 e	0.5 e	0.8 e
Switzerland	146	6.4	1.4 r	1.3 r	1.6 r	1.6 r	2.0 r	2.0 e	0.5 e	0.2 e	0.1 e	0.9 e	0.7 e
Taiwan Prov.of China	528	433.7 e	148.3 e	54.7 e	89.3 e	135.3 e	154.4 e	150.6 e	45.2 e	53.9 e	29.3 e	29.3 e	38.1 e
United Kingdom	112	107.5	33.6 r	23.6 r	31.8 r	24.1 r	28.0 r	75.7 e	4.7 e	66.8 e	2.5 e	2.6 e	3.8 e
United States	111	66.9	18.6 r	13.2 r	14.1 r	16.9 r	22.7 r	142.5 e	67.5 e	38.3 e	20.8 e	67.3 e	16.1 e
Emerg. & Dev. Economies	200	1,337.7	414.1	352.1	356.5	298.0	331.1	1,771.6	438.3	425.0	428.5	450.1	467.9
Emerg. & Dev. Asia	505	1,144.0	361.9	302.4	312.2	250.0	279.4	1,697.6	427.8	406.0	410.8	423.0	457.8
Bangladesh	513	0.9 e	0.3 e	0.2 e	0.2 e	0.3 e	0.2 e
Brunei Darussalam	516	1.4 e	0.4 e	0.5 e	0.4 e	0.3 e	0.3 e
China,P.R.: Mainland	924	748.3	243.5 r	218.1 r	192.2 r	145.1 r	192.9 r	752.1 e	221.4 e	167.9 e	176.9 e	187.5 e	219.8 e
Fiji	819	1.9	0.5 r	0.5 r	0.4 r	0.5 r	0.5 r	18.6 e	4.4 e	3.6 e	4.0 e	6.3 e	4.8 e
F.T. French Polynesia	887	0.5	0.1 r	0.1 r	0.1 r	0.1 r	0.1 r	0.0 e	0.0 e	0.0 e	0.0 e	0.0 e	0.0 e
F.T. New Caledonia	839	1.6	0.4 r	0.4 r	0.4 r	0.4 r	0.4 r	0.0 e	0.0 e	0.0 e	0.0 e	0.0 e	0.0 e
Guam	829	0.2	0.1 r	0.1 r	0.1 r	0.1 r	0.1 r
India	534	182.1	52.3 r	27.8 r	71.3 r	51.1 r	32.0 r	44.3 e	7.1 e	11.4 e	10.3 e	12.5 e	10.1 e
Indonesia	536	4.3	1.4 r	1.3 r	0.9 r	1.0 r	1.1 r	168.8 e	40.9 e	41.1 e	43.9 e	39.5 e	44.1 e
Malaysia	548	63.2	17.1 r	16.2 r	11.9 r	16.7 r	18.3 r	377.4 e	75.8 e	100.4 e	96.1 e	82.8 e	98.0 e
Marshall Islands	867	0.1	0.0 r	0.0 r	0.0 r	0.0 r	0.0 r
Micronesia	868	0.1	0.0 r	0.0 r	0.0 r	0.0 r	0.0 r
Philippines	566	61.8	24.1 r	16.1 r	14.0 r	15.1 r	16.5 r	19.7 e	2.3 e	3.7 e	4.7 e	5.7 e	5.7 e
Samoa	862	0.8	0.2 r	0.2 r	0.2 r	0.2 r	0.2 r	0.0 e	0.0 e	0.0 e	0.0 e	0.0 e	0.0 e
Solomon Islands	813	17.8	5.0 r	4.6 r	4.0 r	4.4 r	4.8 r	1.0 e	0.2 e	0.2 e	0.2 e	0.3 e	0.3 e
Sri Lanka	524	0.5	0.7 r	0.1 r	0.1 r	0.1 r	0.2 r	1.2 e	0.3 e	0.2 e	0.3 e	0.3 e	0.4 e
Thailand	578	46.3	12.2 r	13.0 r	13.2 r	11.7 r	8.3 r	155.7 e	36.7 e	42.4 e	35.2 e	46.7 e	31.4 e
Tonga	866	0.1	0.0 r	0.0 r	0.0 r	0.0 r	0.0 r	0.0 e	0.0 e	0.0 e	0.0 e	0.0 e	0.0 e
Vanuatu	846	2.3	0.6 r	0.6 r	0.5 r	0.6 r	0.6 r	1.9 e	0.9 e	0.5 e	0.6 e	0.4 e	0.5 e
Vietnam	582	12.1	3.4 r	3.2 r	2.8 r	3.0 r	3.2 r	154.6 e	37.1 e	34.0 e	38.0 e	40.4 e	42.3 e

Papua New Guinea (853)

In Millions of U.S. Dollars

		Exports (FOB)						Imports (CIF)					
		2016	2015Q4	2016Q1	2016Q2	2016Q3	2016Q4	2016	2015Q4	2016Q1	2016Q2	2016Q3	2016Q4
Europe	170	4.0	0.8	0.7	0.8	1.2	1.3	39.0	1.9	11.1	9.3	17.5	1.1
Emerg. & Dev. Europe	903	0.4	0.0	0.1	0.1	0.1	0.1	2.6	1.6	0.8	0.5	0.6	0.8
Bulgaria	918	0.1 e	0.1 e	0.0 e
Croatia	960	0.2	0.0 r	0.1 r	0.1 r	0.0 r	0.0 e	0.1 e	0.0 e
Poland	964	0.2	0.1 r	0.0 r	0.0 r	0.0 r	0.7 e	0.1 e	0.2 e	0.1 e	0.1 e	0.3 e
Turkey	186	1.8 e	1.4 e	0.5 e	0.4 e	0.5 e	0.4 e
CIS	901	3.6	0.8	0.5	0.7	1.1	1.3	36.3	0.3	10.3	8.8	16.8	0.4
Georgia	915	1.5	0.4 r	0.4 r	0.4 r	0.4 r	0.4 r
Russian Federation	922	2.1	0.4 r	0.1 r	0.3 r	0.7 r	0.9 r	36.3 e	0.3 e	10.3 e	8.8 e	16.8 e	0.3 e
Mid East, N Africa, Pak	440	3.6	1.4	0.8	0.8	1.3	0.7	16.9	4.1	4.2	4.2	4.2	4.2
Egypt	469	0.3	0.1 r	0.1 r	0.1 r	0.1 r	0.1 r	0.0 e	0.0 e	0.0 e	0.0 e	0.0 e
Iran, I.R. of	429	0.1	0.0 r	0.0 r	0.0 r	0.0 r	0.0 r
Jordan	439	2.5	1.1 r	0.5 r	0.6 r	1.0 r	0.4 r
Oman	449	0.3 e	0.1 e	0.1 e	0.1 e	0.1 e	0.1 e
Pakistan	564	16.3 e	3.9 e	4.1 e	4.1 e	4.1 e	4.1 e
Qatar	453	0.3 e	0.1 e	0.1 e	0.1 e	0.1 e	0.1 e
United Arab Emirates	466	0.7	0.2 r	0.2 r	0.2 r	0.2 r	0.2 r
Sub-Saharan Africa	603	12.4	1.3	3.0	3.0	3.1	3.2	13.6	3.5	3.5	3.0	3.5	3.6
Angola	614	2.5 e	0.8 e	0.5 e	0.6 e	0.7 e	0.7 e
Ethiopia	644	0.1	0.0 r	0.0 r	0.0 r	0.0 r	0.0 r	0.0 e
Gambia, The	648	1.3	0.4 r	0.3 r	0.3 r	0.3 r	0.3 r
Madagascar	674	0.1	0.0 r	0.0 r	0.0 r	0.0 r	0.0 r
Mauritius	684	8.0 e	2.0 e	2.0 e	2.0 e	2.0 e	0.0 e	0.0 e	0.0 e	0.0 e	0.0 e
Mozambique	688	0.1 e	0.0 e	0.0 e	0.0 e	0.0 e	0.0 e	0.0 e	0.0 e	0.0 e	0.0 e	0.0 e	0.0 e
Senegal	722	0.1 e	0.0 e	0.0 e	0.0 e	0.0 e
South Africa	199	0.0	0.0 r	0.0 r	0.0 r	0.0 r	0.0 r	13.4 e	3.5 e	3.4 e	3.0 e	3.4 e	3.6 e
Swaziland	734	0.1	0.0 r	0.0 r	0.0 r	0.0 r	0.0 r
Tanzania	738	0.2	0.0 r	0.0 r	0.0 r	0.0 r	0.0 r	0.0 e	0.0 e	0.0 e	0.0 e	0.0 e	0.0 e
Western Hemisphere	205	173.7	48.6	45.2	39.6	42.4	46.5	4.5	1.0	0.3	1.1	2.0	1.2
Anguilla	312	0.2	0.0 r	0.0 r	0.0 r	0.0 r	0.0 r
Antigua and Barbuda	311	64.4	18.3 r	16.8 r	14.6 r	15.7 r	17.2 r
Brazil	223	0.0	0.0 r	0.0 r	3.2 e	0.9 e	0.2 e	1.1 e	0.7 e	1.1 e
Chile	228	0.6	0.1 r	0.1 r	0.1 r	0.1 r	0.1 r	1.2 e	0.0 e	0.0 e	1.2 e
Colombia	233	0.2	0.0 r	0.0 r	0.0 r	0.0 r	0.0 r	0.0 e	0.0 e	0.0 e	0.0 e	0.0 e
Curacao	354	107.5	30.0 r	27.9 r	24.4 r	26.3 r	28.9 r
El Salvador	253	0.5	0.2 r	0.3 r	0.0 r	0.0 e
Nicaragua	278	0.1	0.0 r	0.0 r	0.0 r	0.0 r	0.0 r
Panama	283	0.1	0.0 r	0.0 r	0.0 r	0.0 r	0.0 r
Other Countries n.i.e	910	6.2	1.8	1.6	1.4	1.5	1.7
Korea, Dem. People's Rep.	954	6.2	1.8 r	1.6 r	1.4 r	1.5 r	1.7 r
Memorandum Items													
Africa	605	12.4	1.3	3.0	3.0	3.1	3.2	13.6	3.5	3.5	3.0	3.5	3.6
Middle East	405	3.6	1.4	0.8	0.8	1.3	0.7	0.6	0.2	0.1	0.1	0.2	0.2
European Union	998	594.8	140.2	102.4	163.2	167.3	162.0	265.4	80.0	90.1	48.2	54.1	73.0
Export earnings: fuel	080	5.7	1.5	1.0	1.2	1.6	1.9	38.4	0.9	11.0	9.4	17.3	0.8
Export earnings: nonfuel	092	6,280.5	1,421.3	1,384.2	1,715.2	1,683.5	1,497.6	5,011.8	1,201.9	1,133.3	1,101.1	1,566.3	1,211.2

Paraguay (288)

In Millions of U.S. Dollars

		Exports (FOB)						Imports (FOB)					
		2016	2015Q4	2016Q1	2016Q2	2016Q3	2016Q4	2016	2015Q4	2016Q1	2016Q2	2016Q3	2016Q4
IFS World		11,147.8	1,810.4	2,700.8	2,955.9	2,952.4	2,538.7	9,042.5	2,251.4	1,946.1	2,016.5	2,456.3	2,623.6
World	001	8,490.0	1,810.4	2,200.7	2,374.3	2,235.3	1,679.8	9,042.5	2,251.4	1,946.1	2,016.5	2,456.3	2,623.6
Advanced Economies	110	1,515.2	325.0	500.6	467.6	337.2	209.7	1,923.2	512.9	472.5	435.5	514.2	501.0
Euro Area	163	867.2	167.3	317.9	272.2	168.6	108.4	641.1	161.9	153.1	140.6	183.0	164.4
Austria	122	0.9	1.3	0.2	0.2	0.1	0.3	14.4	4.2	3.5	3.1	4.0	3.9
Belgium	124	9.2	2.1	2.1	2.5	1.7	2.9	34.2	8.3	8.9	10.4	4.8	10.1
Estonia	939	0.1
Finland	172	10.7	2.0	3.3	3.2	2.1	2.2
France	132	8.1	8.3	1.9	2.1	2.3	1.9	114.2	30.4	29.2	20.3	34.8	30.0
Germany	134	199.0	50.1	94.8	58.6	32.9	12.6	209.3	57.2	53.2	54.2	46.7	55.2
Greece	174	28.0	18.4	7.2	2.4	0.0	8.7	5.1	3.2	2.3	1.3	2.0
Ireland	178	0.1	0.0	0.1	0.0	2.8	0.8	0.9	1.1	0.8
Italy	136	297.8	38.0	75.0	91.1	73.5	58.2	70.9	13.3	16.2	14.7	19.4	20.7
Latvia	941	0.7
Lithuania	946	0.8
Luxembourg	137	0.0	0.3
Netherlands	138	77.8	39.6	38.7	16.1	11.8	11.2	57.9	7.1	41.8	16.1
Portugal	182	70.1	14.9	40.4	26.2	3.1	0.4	11.8	1.6	8.9	0.8	1.0	1.0
Slovak Republic	936	4.5	1.4	0.9	1.0	1.4	1.3
Slovenia	961	1.9	0.7	0.5	0.6	0.1	0.6
Spain	184	176.1	12.9	46.3	68.1	40.8	20.9	99.7	27.9	24.5	28.9	25.7	20.6
Australia	193	2.8	1.2	0.6	0.7	0.4	1.1	2.0	1.5	0.5	0.8	0.4	0.4
Canada	156	3.3	1.0	0.8	1.1	0.9	0.6	28.5	3.2	7.8	5.3	8.5	6.8
China,P.R.: Hong Kong	532	28.1	9.4	6.8	6.8	5.7	8.7	43.6	9.6	10.0	5.7	13.4	14.5
Czech Republic	935	0.6	0.1	0.1	0.2	0.1	0.2	4.0	1.1	1.4	0.9	0.9	0.7
Denmark	128	47.9	20.7	13.6	23.8	10.4	0.2	6.1	1.8	1.1	1.6	1.7	1.7
Iceland	176	0.0	0.2	0.0
Israel	436	157.6	23.1	66.0	35.3	41.6	14.6	11.6	2.0	2.5	1.6	4.5	3.0
Japan	158	39.8	9.0	7.8	12.0	6.1	13.9	210.9	45.0	43.1	52.2	56.8	58.8
Korea, Republic of	542	60.2	21.7	22.1	26.6	10.2	1.3	187.1	47.8	66.2	42.3	41.4	37.2
New Zealand	196	0.3	0.0	0.0	0.1	0.1	0.1	3.8	0.3	1.7	1.0	0.3	0.8
Norway	142	0.0	0.0	2.0	0.8	0.2	0.7	0.6	0.6
Singapore	576	4.4	0.7	0.4	0.4	3.0	0.6	18.0	6.1	6.1	3.4	4.2	4.3
Sweden	144	12.2	0.7	3.0	1.8	2.9	4.5	27.2	4.4	7.4	5.0	7.2	7.7
Switzerland	146	18.8	4.0	2.6	2.8	3.4	10.1	24.7	7.9	5.5	4.4	5.8	9.1
Taiwan Prov.of China	528	15.4	4.1	5.6	6.8	2.4	0.6	27.7	8.0	7.2	4.1	6.7	9.7
United Kingdom	112	113.3	24.7	24.0	45.2	32.8	11.3	40.6	10.2	9.1	10.9	8.1	12.5
United States	111	143.3	36.9	29.4	32.0	48.6	33.4	644.4	201.4	149.7	155.0	170.8	168.9
Emerg. & Dev. Economies	200	6,343.5	1,484.6	1,528.7	1,758.6	1,715.6	1,340.6	6,850.2	1,725.7	1,405.6	1,509.8	1,863.8	2,070.9
Emerg. & Dev. Asia	505	289.1	120.9	59.6	103.4	87.8	38.2	2,727.6	596.2	561.6	556.0	784.0	825.9
Bangladesh	513	13.3	2.0	0.3	0.2	1.1	0.4	0.3
Cambodia	522	0.3
China,P.R.: Mainland	924	5.0	2,491.6	541.5	503.1	502.7	737.1	748.7
India	534	193.8	35.3	38.1	73.6	58.9	23.3	132.5	30.9	30.9	25.6	26.4	49.6
Indonesia	536	28.6	13.1	11.5	14.2	2.3	0.6	10.0	3.0	1.7	2.4	2.3	3.7
Malaysia	548	10.8	11.4	4.9	2.3	0.1	3.5	20.9	3.6	4.0	8.2	4.6	4.1
Myanmar	518	3.8	0.0
Nepal	558	1.5	0.0
Philippines	566	0.2	4.1	0.0	0.1	2.0	0.3	0.3	0.5	0.5	0.6
Sri Lanka	524	0.0	0.4	0.1	0.0	0.3	0.1	0.0
Thailand	578	55.6	3.4	5.2	13.3	26.4	10.6	38.8	8.6	11.1	8.5	8.2	11.0
Vietnam	582	30.0	29.5	7.4	10.4	6.8	4.5	7.9
Europe	170	1,010.4	117.1	248.2	315.6	318.6	128.1	124.7	22.2	33.1	27.0	23.4	41.2
Emerg. & Dev. Europe	903	364.0	30.0	122.7	130.9	80.8	29.6	41.9	7.9	8.8	8.2	9.4	15.5
Albania	914	0.3
Bulgaria	918	0.2	4.6	0.8	0.9	0.8	0.8	2.2
Hungary	944	6.5	0.6	1.6	1.5	1.6	1.8
Kosovo	967	1.6
Montenegro	943	0.1
Poland	964	150.7	27.2	32.1	41.6	47.6	29.3	7.0	1.3	0.6	0.6	1.8	4.0

Paraguay (288)

In Millions of U.S. Dollars

		Exports (FOB)						Imports (FOB)					
		2016	2015Q4	2016Q1	2016Q2	2016Q3	2016Q4	2016	2015Q4	2016Q1	2016Q2	2016Q3	2016Q4
Romania	968	0.6	0.2	0.2	0.2	0.1	0.1
Serbia, Republic of	942	0.0	0.1
Turkey	186	213.3	0.6	90.6	89.3	33.2	0.2	23.2	4.9	5.5	5.2	5.0	7.4
CIS	901	646.4	87.1	125.4	184.7	237.8	98.5	82.8	14.3	24.4	18.8	14.0	25.7
Armenia	911	0.2
Azerbaijan, Rep. of	912	0.3
Belarus	913	0.9
Georgia	915	0.1	0.0
Kazakhstan	916	0.1
Moldova	921	0.1
Russian Federation	922	646.4	86.4	125.4	184.7	237.8	98.5	82.8	13.0	24.4	18.8	14.0	25.7
Turkmenistan	925	0.1
Ukraine	926	0.0	0.4
Mid East, N Africa, Pak	440	96.7	105.1	53.8	23.8	13.1	6.0	15.9	28.9	6.5	2.2	2.7	4.5
Algeria	612	6.6
Bahrain, Kingdom of	419	1.6	0.0
Egypt	469	31.8	19.5	12.6	12.1	7.0	0.1	0.1
Iran, I.R. of	429	0.1	0.0	0.1	0.0
Iraq	433	8.1	0.1	0.1
Jordan	439	0.0	0.1
Kuwait	443	24.6
Lebanon	446	22.2	4.9	3.7	8.6	5.1	4.8	0.7	0.0	0.1	0.1	0.0	0.5
Libya	672	2.0
Morocco	686	4.5	5.4	4.5	0.0
Oman	449	3.1	1.3
Pakistan	564	7.3	9.8	5.3	1.3	0.1	0.5	9.1	2.1	3.3	1.2	1.9	2.7
Qatar	453	0.6	20.4
Saudi Arabia	456	1.8	1.1	0.2	0.4	0.8	0.5	5.5	2.8	2.9	0.7	0.7	1.2
Syrian Arab Republic	463	0.4	0.1	0.1	0.1	0.1	0.1
Tunisia	744	29.1	3.9	27.5	1.4	0.2	0.0
United Arab Emirates	466	10.5	1.9
West Bank and Gaza	487	3.2
Sub-Saharan Africa	603	108.9	34.6	85.2	17.6	3.2	2.9	4.2	2.9	1.0	0.3	1.5	1.4
Angola	614	5.2
Comoros	632	0.1
Congo, Dem. Rep. of	636	0.6	0.0	0.1	0.2	0.1	0.1
Congo, Republic of	634	1.6	0.5	0.3	0.7	0.3	0.4
Côte d'Ivoire	662	0.2	1.6	0.0	0.1	0.0	0.1
Equatorial Guinea	642	0.1
Gabon	646	5.4	13.2	0.8	1.8	1.5	1.3
Ghana	652	0.5	0.2	0.1	0.3	0.0
Liberia	668	0.1
Madagascar	674	0.1	0.0	0.1
Malawi	676	0.4
Mauritius	684	1.4	0.0
Nigeria	694	0.0	0.3	0.0	0.0
Senegal	722	0.2	3.5	0.0	0.1	0.1
Seychelles	718	0.1
Sierra Leone	724	0.1
South Africa	199	100.2	8.3	83.8	14.6	1.0	0.8	4.2	1.3	1.0	0.3	1.5	1.4
Togo	742	0.2
Zimbabwe	698	0.1	1.1
Western Hemisphere	205	4,838.4	1,106.7	1,081.8	1,298.1	1,292.8	1,165.6	3,977.8	1,075.5	803.3	924.3	1,052.3	1,198.0
Argentina	213	887.8	149.3	191.0	266.7	240.3	189.7	1,302.8	347.2	266.4	278.6	336.8	421.0
Aruba	314	1.4
Belize	339	0.1	0.0
Bolivia	218	53.6	18.6	12.8	12.1	13.3	15.5	36.5	10.3	9.5	10.1	8.7	8.2
Brazil	223	3,006.0	676.1	672.9	785.4	813.8	733.9	2,211.6	597.9	448.7	525.9	604.4	632.6
Chile	228	518.4	152.7	110.4	115.2	167.2	125.6	128.2	35.5	27.2	30.3	33.6	37.2
Colombia	233	19.9	1.3	9.5	4.8	3.6	2.1	51.9	7.4	6.0	21.3	19.4	5.2

Paraguay (288)

In Millions of U.S. Dollars

		Exports (FOB)						Imports (FOB)					
		2016	2015Q4	2016Q1	2016Q2	2016Q3	2016Q4	2016	2015Q4	2016Q1	2016Q2	2016Q3	2016Q4
Costa Rica	238	7.4	6.6	5.4	1.0	0.7	0.3	1.5	0.6	0.5	0.3	0.5	0.2
Dominica	321	0.0	0.3
Dominican Republic	243	6.7	5.9	2.5	0.4	3.6	0.2	0.2
Ecuador	248	26.1	2.9	3.8	6.6	8.8	6.8	4.1	1.0	0.8	1.0	1.0	1.3
El Salvador	253	2.8	1.5	0.6	0.7	0.8	0.6	0.3	0.1	0.0	0.1	0.1	0.0
Guatemala	258	2.3	0.7	0.6	0.6	0.5	0.7	1.9	0.1	0.3	0.4	0.5	0.8
Honduras	268	0.8	0.1	0.0	0.4	0.1	0.2	0.2	0.1	0.0	0.1	0.1	0.0
Mexico	273	110.0	3.6	34.0	66.6	6.1	3.3	126.1	28.9	29.5	34.7	27.7	34.2
Netherlands Antilles	353	0.5
Nicaragua	278	0.9	0.2	0.1	0.4	0.4	0.0	0.1	0.0	0.0	0.1	0.0
Panama	283	2.1	0.4	0.1	0.5	0.7	0.8	76.7	14.2	12.4	19.7	16.9	27.7
Peru	293	96.7	22.0	27.8	33.9	20.9	14.1	8.9	2.9	1.7	1.9	1.9	3.3
Trinidad and Tobago	369	1.0	0.3	0.1	0.4	0.1	0.0
Uruguay	298	69.8	52.2	69.8	26.3	27.8	26.3
Venezuela, Rep. Bol.	299	26.2	10.4	9.9	2.7	11.7	1.9	0.7	1.2	0.1	0.0	0.5	0.0
Western Hem. n.s.	399	0.1	0.0
Other Countries n.i.e	910	0.0	0.6	1.1	0.1	0.2	0.2	0.1
Cuba	928	0.0	0.6	0.1	0.1	0.2	0.2	0.1
Korea, Dem. People's Rep.	954	1.1
Special Categories	899	0.9	0.6
Countries & Areas n.s.	898	631.4	171.4	148.1	182.5	129.4	268.5	11.1	67.9	70.9	78.0	51.6
Memorandum Items													
Africa	605	142.5	50.6	117.2	19.0	3.4	2.9	4.2	2.9	1.0	0.3	1.5	1.4
Middle East	405	55.8	79.4	16.5	21.1	12.9	5.4	6.8	26.7	3.2	1.0	0.8	1.8
European Union	998	1,191.8	241.0	390.7	384.8	262.4	154.0	737.6	182.3	175.3	162.1	205.1	195.1
Export earnings: fuel	080	782.1	197.5	163.1	213.9	278.1	127.0	181.9	59.3	43.9	51.9	44.4	41.6
Export earnings: nonfuel	092	7,708.0	1,612.9	2,037.6	2,160.4	1,957.2	1,552.8	8,860.6	2,192.1	1,902.2	1,964.5	2,411.8	2,582.0

Peru (293)

In Millions of U.S. Dollars

		Exports (FOB)						Imports (FOB)					
		2016	2015Q4	2016Q1	2016Q2	2016Q3	2016Q4	2016	2015Q4	2016Q1	2016Q2	2016Q3	2016Q4
IFS World		36,518.3	9,207.1	7,696.9	8,254.0	9,645.5	10,922.0	9,339.8	8,388.6	8,388.4
World	001	36,106.2	8,885.2	8,692.4	8,698.9	9,178.1	9,536.8	34,532.6	9,396.4	7,994.8	8,467.1	8,973.3	9,097.4
Advanced Economies	110	19,312.1	4,627.0	4,823.5	4,595.9	4,859.5	5,033.1	14,638.1	3,922.1	3,428.4	3,600.9	3,792.5	3,816.4
Euro Area	163	4,592.3	1,063.0	1,037.3	1,142.5	1,144.2	1,268.3	3,354.4	888.5	739.2	765.9	887.2	962.1
Austria	122	4.3	0.9	0.9 r	0.9 r	1.2 r	1.3 r	104.6	23.9	22.8 r	28.5 r	19.2 r	34.1 r
Belgium	124	622.6	110.2	152.0 r	134.9 r	149.2 r	186.5 r	210.5	53.2	51.9 r	52.7 r	59.8 r	46.2 r
Cyprus	423	0.5	0.3	0.0 r	0.2 r	0.1 r	0.2 r	0.1	0.0	0.0 r	0.1 r	0.0 r	0.0 r
Estonia	939	8.2	1.5	1.6 r	1.3 r	2.7 r	2.6 r	5.0	0.7	0.7 r	1.0 r	0.7 r	2.7 r
Finland	172	77.1	18.0	23.0 r	15.1 r	26.7 r	12.3 r	135.2	27.4	31.3 r	38.0 r	35.6 r	30.3 r
France	132	250.6	59.6	41.0 r	72.9 r	82.5 r	54.2 r	286.6	103.3	43.0 r	49.1 r	54.8 r	139.7 r
Germany	134	890.1	244.7	128.2 r	253.6 r	244.3 r	264.1 r	1,192.5	262.5	293.7 r	282.2 r	327.2 r	289.3 r
Greece	174	9.4	3.1	3.2 r	1.9 r	2.4 r	1.9 r	13.5	6.6	3.4 r	2.0 r	3.7 r	4.4 r
Ireland	178	11.3	3.4	1.7 r	1.5 r	4.8 r	3.3 r	22.3	14.3	4.8 r	6.1 r	5.2 r	6.2 r
Italy	136	466.2	125.6	101.5 r	123.1 r	125.4 r	116.2 r	402.6	158.3	66.0 r	86.1 r	114.1 r	136.5 r
Latvia	941	0.3	0.1	0.0 r	0.1 r	0.1 r	0.1 r	4.1	1.3	1.0 r	1.1 r	1.0 r	1.0 r
Lithuania	946	5.1	1.7	1.5 r	1.2 r	0.7 r	1.7 r	1.0	0.7	0.2 r	0.4 r	0.3 r	0.1 r
Luxembourg	137	0.1	0.0 r	0.1 r	0.0 r	0.0 r	3.1	0.6	0.7 r	1.4 r	0.7 r	0.3 r
Malta	181	0.5	0.0	0.0 r	0.1 r	0.1 r	0.3 r	0.3	0.0	0.1 r	0.1 r	0.1 r	0.1 r
Netherlands	138	992.5	246.1	234.1 r	236.4 r	229.1 r	292.9 r	196.8	44.9	27.7 r	46.3 r	62.7 r	60.0 r
Portugal	182	21.7	6.9	6.8 r	6.0 r	5.3 r	3.7 r	66.6	12.1	13.2 r	15.8 r	25.0 r	12.6 r
Slovak Republic	936	13.7	2.4	4.3 r	4.2 r	1.3 r	3.8 r	21.5	4.0	5.1 r	5.1 r	6.0 r	5.3 r
Slovenia	961	0.8	0.2	0.2 r	0.2 r	0.2 r	0.2 r	5.3	1.9	1.1 r	1.5 r	1.2 r	1.5 r
Spain	184	1,217.4	238.1	337.3 r	288.8 r	268.1 r	323.2 r	682.7	172.6	172.8 r	148.6 r	169.8 r	191.6 r
Australia	193	259.6	38.5	103.3 r	91.5 r	34.4 r	30.4 r	155.8	32.8	25.0 r	32.0 r	73.2 r	25.5 r
Canada	156	1,683.7	555.3	577.1 r	315.5 r	396.5 r	394.6 r	530.5	180.3	169.4 r	141.1 r	109.2 r	110.9 r
China,P.R.: Hong Kong	532	124.0	35.8	89.0 r	15.1 r	11.4 r	8.5 r	16.5	3.8	3.7 r	4.4 r	3.7 r	4.8 r
Czech Republic	935	2.1	0.5	0.4 r	0.6 r	0.6 r	0.5 r	37.7	13.5	9.0 r	10.7 r	10.2 r	7.8 r
Denmark	128	88.3	8.6	14.5 r	37.2 r	15.8 r	20.7 r	92.2	16.5	18.8 r	18.7 r	27.7 r	27.1 r
Iceland	176	0.9	1.0	0.2 r	0.1 r	0.5 r	0.1 r	1.0	0.2	0.2 r	0.2 r	0.2 r	0.4 r
Israel	436	7.7	2.6	1.9 r	2.3 r	2.6 r	0.9 r	52.4	18.7	14.3 r	13.4 r	13.0 r	11.8 r
Japan	158	1,262.6	302.1	335.2 r	302.6 r	309.3 r	315.5 r	1,121.1	280.8	257.1 r	333.3 r	310.3 r	220.3 r
Korea, Republic of	542	1,387.8	344.1	422.6 r	267.4 r	369.2 r	328.7 r	1,119.3	258.2	201.0 r	298.0 r	287.8 r	332.4 r
New Zealand	196	24.3	11.3	7.2 r	6.4 r	5.9 r	4.9 r	27.8	17.2	13.6 r	3.2 r	4.9 r	6.1 r
Norway	142	29.5	7.5	5.7 r	7.7 r	7.7 r	8.4 r	10.4	33.6	4.7 r	1.9 r	1.9 r	1.9 r
Singapore	576	38.7	5.6	3.4 r	25.2 r	7.6 r	2.5 r	111.3	16.8	11.6 r	36.6 r	46.6 r	16.5 r
Sweden	144	58.5	35.2	14.8 r	5.3 r	15.7 r	22.5 r	219.7	51.5	56.3 r	59.5 r	48.7 r	55.2 r
Switzerland	146	2,551.5	667.2	824.3 r	791.3 r	472.5 r	463.4 r	144.4	36.6	35.7 r	33.9 r	36.1 r	38.6 r
Taiwan Prov.of China	528	388.6	59.3	100.3 r	109.5 r	119.4 r	59.4 r	366.5	105.4	85.3 r	93.2 r	92.4 r	95.6 r
United Kingdom	112	576.6	105.7	91.3 r	116.6 r	167.0 r	201.7 r	276.7	77.0	84.2 r	62.9 r	70.9 r	58.7 r
United States	111	6,235.4	1,383.7	1,195.0 r	1,359.2 r	1,779.3 r	1,902.0 r	7,000.3	1,890.7	1,698.9 r	1,692.0 r	1,768.5 r	1,840.9 r
Emerg. & Dev. Economies	200	16,688.8	4,231.0	3,846.7	4,079.2	4,290.7	4,472.1	19,826.0	5,456.3	4,550.0	4,849.8	5,163.4	5,262.9
Emerg. & Dev. Asia	505	9,889.7	2,629.6	2,450.7	2,359.8	2,333.2	2,745.9	10,239.3	2,798.0	2,271.4	2,530.3	2,698.2	2,739.4
American Samoa	859	0.7	0.0	0.2 r	0.2 r	0.2 r	0.2 r	0.0	0.0 r	0.0 r	0.0 r	0.0 r
Bangladesh	513	3.7	1.4	0.8 r	0.8 r	1.0 r	1.1 r	32.8	8.5	7.9 r	7.9 r	8.4 r	8.7 r
Brunei Darussalam	516	0.1	0.0	0.0 r	0.0 r	0.0 r	0.0 r	0.0	0.0	0.0 r	0.0 r	0.0 r	0.0 r
Cambodia	522	0.5	0.1	0.1 r	0.1 r	0.1 r	0.2 r	15.0	4.0	3.6 r	3.6 r	3.8 r	4.0 r
China,P.R.: Mainland	924	8,483.9	2,217.7	2,109.7 r	2,046.6 r	2,061.1 r	2,266.5 r	7,881.3	2,206.6	1,682.4 r	1,937.2 r	2,079.8 r	2,181.9 r
F.T. French Polynesia	887	0.1	0.0 r	0.0 r	0.0 r	0.0 r
F.T. New Caledonia	839	1.3	0.2	0.3 r	0.3 r	0.4 r	0.4 r	0.1	0.0	0.0 r	0.0 r	0.0 r	0.0 r
India	534	929.9	348.9	203.2 r	209.1 r	159.0 r	358.7 r	779.0	199.0	169.5 r	189.1 r	217.5 r	202.9 r
Indonesia	536	41.8	12.7	19.2 r	14.1 r	6.3 r	2.2 r	228.9	78.9	54.3 r	55.9 r	58.6 r	60.1 r
Lao People's Dem.Rep	544	0.1	0.0	0.0 r	0.0 r	0.0 r	0.0 r
Malaysia	548	110.5	4.6	27.7 r	20.5 r	29.2 r	33.0 r	182.2	45.2	41.6 r	45.5 r	47.1 r	48.0 r
Micronesia	868	0.2	0.0 r	0.0 r	0.0 r	0.0 r
Myanmar	518	0.4	0.1 r	0.1 r	0.1 r	0.1 r	0.9	0.3	0.2 r	0.2 r	0.2 r	0.2 r
Philippines	566	160.1	0.7	33.7 r	36.2 r	42.3 r	47.9 r	62.9	15.4	15.1 r	15.1 r	16.0 r	16.6 r
Sri Lanka	524	0.5	0.9	0.1 r	0.1 r	0.1 r	0.2 r	18.2	6.8	3.1 r	3.8 r	5.5 r	5.7 r
Thailand	578	62.0	24.1	35.8 r	10.4 r	8.6 r	7.2 r	708.5	145.1	214.5 r	192.8 r	177.1 r	124.0 r
Vietnam	582	93.1	18.1	19.6 r	21.0 r	24.6 r	27.9 r	329.2	88.1	79.1 r	79.1 r	84.0 r	87.1 r
Asia n.s.	598	0.8	0.2	0.2 r	0.2 r	0.2 r	0.2 r	0.2	0.1	0.1 r	0.1 r	0.1 r	0.1 r

Peru (293)

In Millions of U.S. Dollars

		Exports (FOB)						Imports (FOB)					
		2016	2015Q4	2016Q1	2016Q2	2016Q3	2016Q4	2016	2015Q4	2016Q1	2016Q2	2016Q3	2016Q4
Europe	170	320.2	64.4	95.0	55.1	86.0	84.0	336.9	177.5	74.2	97.0	77.6	88.1
Emerg. & Dev. Europe	903	217.8	37.6	68.8	32.9	58.2	57.9	257.3	100.8	61.2	74.6	60.0	61.4
Albania	914	0.3	0.0	0.1 r	0.1 r	0.1 r	0.1 r	0.1	0.0	0.0 r	0.0 r	0.0 r	0.0 r
Bosnia and Herzegovina	963	0.5	0.1	0.1 r	0.1 r	0.1 r	0.1 r
Bulgaria	918	167.6	27.4	57.5 r	18.6 r	47.2 r	44.3 r	9.2	1.6	1.6 r	2.9 r	2.1 r	2.6 r
Croatia	960	0.2	0.1	0.1 r	0.1 r	0.0 r	0.0 r	5.3	0.4	0.3 r	2.6 r	1.0 r	1.4 r
Hungary	944	1.5	0.9	0.3 r	0.4 r	0.4 r	0.4 r	45.2	22.1	12.6 r	10.6 r	11.0 r	10.9 r
Macedonia, FYR	962	0.1	0.0	0.0 r	0.0 r	0.0 r	0.0 r
Poland	964	12.5	2.6	3.6 r	2.9 r	2.3 r	3.7 r	121.7	31.2	27.4 r	42.1 r	26.9 r	25.3 r
Romania	968	2.0	0.5	0.4 r	0.5 r	0.3 r	0.8 r	19.3	4.8	4.8 r	4.3 r	5.2 r	5.0 r
Serbia, Republic of	942	0.1	0.0	0.0 r	0.0 r	0.0 r	0.0 r	1.6	0.4	0.6 r	0.2 r	0.6 r	0.2 r
Turkey	186	33.5	6.1	6.8 r	10.2 r	7.9 r	8.6 r	54.3	40.2	13.8 r	11.8 r	13.0 r	15.8 r
CIS	901	102.4	26.8	26.3	22.2	27.8	26.1	79.5	76.6	12.9	22.4	17.6	26.6
Armenia	911	0.1	0.0 r	0.0 r	0.0 r	0.0 r	0.1	0.0	0.0 r	0.0 r	0.0 r	0.0 r
Belarus	913	0.1	0.0 r	0.0 r	0.0 r	0.0 r	9.3	0.3	0.1 r	7.0 r	2.1 r	0.1 r
Georgia	915	11.3	0.1 r	8.5 r	2.8 r	3.4	1.0	0.9 r	0.6 r	0.2 r	1.7 r
Kazakhstan	916	0.1	0.0 r	0.0 r	0.0 r	0.0 r	0.2	0.1	0.1 r	0.1 r	0.1 r	0.1 r
Moldova	921	0.2	0.0	0.0 r	0.0 r	0.0 r	0.0 r
Russian Federation	922	89.9	26.5	26.0 r	21.9 r	19.1 r	23.0 r	48.2	74.1	9.7 r	11.7 r	12.2 r	14.6 r
Ukraine	926	0.9	0.3	0.2 r	0.3 r	0.2 r	0.2 r	18.1	1.1	2.2 r	3.0 r	2.8 r	10.1 r
Mid East, N Africa, Pak	440	481.2	30.2	101.8	109.3	126.9	143.2	204.4	54.0	48.7	49.0	52.1	54.6
Algeria	612	1.0	0.1	0.2 r	0.2 r	0.3 r	0.3 r	0.0	0.0	0.0 r	0.0 r	0.0 r	0.0 r
Bahrain, Kingdom of	419	0.7	0.2	0.1 r	0.2 r	0.2 r	0.2 r	0.0	0.0	0.0 r	0.0 r	0.0 r	0.0 r
Djibouti	611	2.9	0.6 r	0.7 r	0.8 r	0.9 r	0.0	0.0 r	0.0 r	0.0 r	0.0 r
Egypt	469	7.9	1.6	1.8 r	1.8 r	2.0 r	2.2 r	4.9	1.1	1.2 r	1.2 r	1.3 r	1.3 r
Iran, I.R. of	429	1.8	0.2	0.4 r	0.4 r	0.5 r	0.5 r	3.2	0.8	0.8 r	0.8 r	0.8 r	0.8 r
Jordan	439	1.3	0.3	0.2 r	0.3 r	0.6 r	0.2 r	0.6	0.3	0.0 r	0.1 r	0.4 r	0.0 r
Kuwait	443	1.7	0.6	0.4 r	0.4 r	0.4 r	0.5 r
Lebanon	446	3.6	0.9	1.0 r	1.3 r	0.5 r	0.8 r	1.5	0.0	0.0 r	0.2 r	0.2 r	1.2 r
Libya	672	0.1	0.0 r	0.0 r	0.0 r	0.0 r
Mauritania	682	1.4	0.1	0.3 r	0.3 r	0.4 r	0.4 r	0.0	0.0	0.0 r	0.0 r	0.0 r	0.0 r
Morocco	686	3.4	0.4	0.7 r	0.8 r	0.9 r	1.0 r	32.1	8.4	7.7 r	7.7 r	8.2 r	8.5 r
Oman	449	12.5	10.7	2.6 r	2.8 r	3.3 r	3.7 r	6.1	1.6	1.5 r	1.5 r	1.6 r	1.6 r
Pakistan	564	2.4	0.5	0.5 r	0.5 r	0.6 r	0.7 r	30.0	8.0	7.2 r	7.2 r	7.7 r	7.9 r
Qatar	453	0.4	0.2	0.1 r	0.1 r	0.1 r	0.1 r	13.9	3.7	3.3 r	3.3 r	3.5 r	3.7 r
Saudi Arabia	456	7.3	8.0	1.5 r	1.7 r	1.9 r	2.2 r	85.6	22.9	20.6 r	20.6 r	21.8 r	22.6 r
Sudan	732	0.3	0.1 r	0.1 r	0.1 r	0.1 r	0.1	0.0	0.0 r	0.0 r	0.0 r	0.0 r
Syrian Arab Republic	463	0.6	0.3	0.1 r	0.1 r	0.2 r	0.2 r	0.0	0.0 r	0.0 r	0.0 r	0.0 r
Tunisia	744	0.4	0.1	0.1 r	0.1 r	0.1 r	0.1 r	3.7	0.9	0.9 r	0.9 r	0.9 r	0.9 r
United Arab Emirates	466	430.6	6.0	90.8 r	97.3 r	113.7 r	128.8 r	22.6	6.0	5.4 r	5.4 r	5.8 r	6.0 r
West Bank and Gaza	487	0.5 e	0.1 e	0.1 e	0.1 e	0.1 e
Yemen, Republic of	474	0.3	0.1 r	0.1 r	0.1 r	0.1 r	0.0	0.0	0.0 r	0.0 r	0.0 r	0.0 r
Sub-Saharan Africa	603	174.0	60.2	30.4	47.1	39.4	57.1	44.0	14.5	8.9	10.7	12.2	12.2
Angola	614	0.7	0.2	0.1 r	0.2 r	0.2 r	0.2 r	0.4	0.1	0.1 r	0.1 r	0.1 r	0.1 r
Benin	638	0.7	0.1	0.2 r	0.2 r	0.2 r	0.2 r
Burkina Faso	748	0.3	0.2	0.1 r	0.1 r	0.1 r	0.1 r	0.2	0.1 r	0.1 r	0.1 r	0.1 r
Cabo Verde	624	0.8	0.4	0.2 r	0.2 r	0.2 r	0.2 r	0.2	0.1	0.1 r	0.1 r	0.1 r	0.1 r
Cameroon	622	0.3	24.7	0.1 r	0.1 r	0.1 r	0.1 r	0.2	0.1	0.1 r	0.1 r	0.1 r	0.1 r
Congo, Dem. Rep. of	636	0.1	0.0	0.0 r	0.0 r	0.0 r	0.0 r	0.0	0.0	0.0 r	0.0 r	0.0 r	0.0 r
Congo, Republic of	634	0.1	0.0 r	0.0 r	0.0 r	0.0 r	0.0	0.0 r	0.0 r	0.0 r	0.0 r
Côte d'Ivoire	662	0.2	0.1 r	0.1 r	0.1 r	0.1 r	0.3	0.1	0.1 r	0.1 r	0.1 r	0.1 r
Equatorial Guinea	642	1.3	0.2	0.3 r	0.3 r	0.3 r	0.4 r	0.0	0.0 r	0.0 r	0.0 r	0.0 r
Gabon	646	0.2	0.1	0.0 r	0.0 r	0.0 r	0.1 r
Gambia, The	648	4.4	0.6	0.9 r	1.0 r	1.2 r	1.3 r	0.0	0.0 r	0.0 r	0.0 r	0.0 r
Ghana	652	5.9	0.0	1.2 r	1.3 r	1.6 r	1.8 r	0.1	0.0	0.0 r	0.0 r	0.0 r	0.0 r
Guinea-Bissau	654	0.1	0.0	0.0 r	0.0 r	0.0 r	0.0 r
Kenya	664	0.1	0.0 r	0.0 r	0.0 r	0.0 r	0.1	0.0	0.0 r	0.0 r	0.0 r	0.0 r
Liberia	668	1.3	0.4	0.3 r	0.3 r	0.3 r	0.4 r
Madagascar	674	0.1	0.0	0.0 r	0.0 r	0.0 r	0.0 r	0.3	0.1	0.1 r	0.1 r	0.1 r	0.1 r
Mali	678	0.1	0.0 r	0.0 r	0.0 r	0.0 r	0.1	0.0	0.0 r	0.0 r	0.0 r	0.0 r

Peru (293)

In Millions of U.S. Dollars

		Exports (FOB)						Imports (FOB)					
		2016	2015Q4	2016Q1	2016Q2	2016Q3	2016Q4	2016	2015Q4	2016Q1	2016Q2	2016Q3	2016Q4
Mauritius	684	0.8	0.5	0.2 r	0.2 r	0.2 r	0.2 r	0.1	0.2	0.0 r	0.0 r	0.0 r	0.0 r
Mozambique	688	0.3	0.1 r	0.1 r	0.1 r	0.1 r	0.0	0.0 r	0.0 r	0.0 r	0.0 r
Namibia	728	51.5	12.7	10.9 r	11.7 r	13.6 r	15.4 r
Nigeria	694	4.3	0.2	0.9 r	1.0 r	1.1 r	1.3 r	0.0	0.0	0.0 r	0.0 r	0.0 r	0.0 r
São Tomé & Príncipe	716	0.1	0.0 r	0.0 r	0.0 r	0.0 r
Senegal	722	1.2	0.5	0.2 r	0.3 r	0.3 r	0.4 r	0.0	0.0	0.0 r	0.0 r	0.0 r	0.0 r
Sierra Leone	724	0.7	0.2 r	0.2 r	0.2 r	0.2 r	0.2	0.1	0.0 r	0.0 r	0.1 r	0.1 r
South Africa	199	96.8	17.3	14.4 r	29.9 r	19.2 r	33.4 r	41.2	13.8	8.3 r	10.0 r	11.5 r	11.4 r
Swaziland	734	0.0	0.0 r	0.0 r	0.0 r	0.0 r	0.1	0.0	0.0 r	0.0 r	0.0 r	0.0 r
Tanzania	738	0.2	0.0 r	0.0 r	0.1 r	0.1 r	0.0	0.0	0.0 r	0.0 r	0.0 r	0.0 r
Togo	742	0.2	0.0	0.1 r	0.1 r	0.1 r	0.1 r	0.0	0.0	0.0 r	0.0 r	0.0 r	0.0 r
Uganda	746	0.0	0.0	0.0 r	0.0 r	0.0 r	0.0 r	0.1	0.0 r	0.0 r	0.0 r	0.0 r
Zambia	754	1.1	0.0	0.0 r	0.0 r	0.1 r	0.9 r	0.0	0.0 r	0.0 r	0.0 r	0.0 r
Zimbabwe	698	2.0	0.0	0.0	0.0 r	0.0 r	0.0 r	0.0 r
Africa n.s.	799	0.1	0.0	0.0 r	0.0 r	0.0 r	0.0 r
Western Hemisphere	205	5,823.6	1,446.6	1,168.7	1,507.9	1,705.2	1,441.9	9,001.4	2,412.4	2,146.7	2,162.8	2,323.2	2,368.6
Antigua and Barbuda	311	0.7	0.1	0.1 r	0.2 r	0.2 r	0.2 r	0.0	0.0 r	0.0 r	0.0 r	0.0 r
Argentina	213	127.5	38.5	30.2 r	29.5 r	32.3 r	35.6 r	745.3	203.2	171.7 r	177.1 r	192.7 r	203.8 r
Aruba	314	6.4	0.6	1.4 r	1.5 r	1.7 r	1.9 r	0.0	0.0 r	0.0 r	0.0 r	0.0 r
Bahamas, The	313	3.1	1.8	0.7 r	0.7 r	0.8 r	0.9 r	0.0	0.0 r	0.0 r	0.0 r	0.0 r
Barbados	316	2.0	0.3	0.4 r	0.5 r	0.5 r	0.6 r	0.6	0.1	0.1 r	0.1 r	0.1 r	0.1 r
Belize	339	0.5	0.1	0.1 r	0.1 r	0.1 r	0.2 r	0.1	0.0	0.0 r	0.0 r	0.0 r	0.0 r
Bolivia	218	561.3	156.3	125.8 r	131.6 r	144.5 r	159.5 r	361.3	114.1	88.2 r	87.5 r	91.7 r	94.0 r
Brazil	223	1,204.1	210.5	160.6 r	304.3 r	435.7 r	303.4 r	2,005.5	524.0	420.1 r	504.2 r	565.6 r	515.6 r
Chile	228	1,007.5	293.5	227.9 r	362.3 r	291.9 r	125.5 r	1,131.0	318.1	260.4 r	261.4 r	296.6 r	312.6 r
Colombia	233	710.4	185.9	155.0 r	162.1 r	185.8 r	207.6 r	1,354.0	326.5	329.0 r	326.3 r	344.0 r	354.7 r
Costa Rica	238	59.8	15.0	12.4 r	13.5 r	15.9 r	18.1 r	19.7	5.3	4.5 r	4.7 r	5.1 r	5.4 r
Curacao	354	4.6	1.0 r	1.0 r	1.2 r	1.4 r
Dominica	321	0.5	0.1	0.1 r	0.1 r	0.1 r	0.2 r	0.1	0.0	0.0 r	0.0 r	0.0 r	0.0 r
Dominican Republic	243	83.6	27.7	20.7 r	19.5 r	20.7 r	22.7 r	9.4	2.5	2.3 r	2.3 r	2.4 r	2.5 r
Ecuador	248	651.0	153.4	132.7 r	146.2 r	173.8 r	198.3 r	1,021.7	235.7	244.8 r	245.3 r	260.8 r	270.8 r
El Salvador	253	42.3	8.8	8.4 r	19.8 r	7.4 r	6.8 r	5.5	1.2	1.3 r	1.2 r	1.4 r	1.6 r
Grenada	328	0.3	0.1	0.1 r	0.1 r	0.1 r	0.1 r
Guatemala	258	57.9	15.6	12.1 r	13.0 r	15.3 r	17.5 r	40.3	10.2	8.8 r	9.5 r	10.6 r	11.4 r
Guyana	336	3.1	0.9	0.7 r	0.7 r	0.8 r	0.9 r	0.1	0.0	0.0 r	0.0 r	0.0 r	0.0 r
Haiti	263	50.0	14.3	11.6 r	11.5 r	12.7 r	14.1 r	0.0	0.0	0.0 r	0.0 r	0.0 r	0.0 r
Honduras	268	39.4	15.0	8.3 r	8.9 r	10.4 r	11.8 r	3.1	1.9	0.7 r	0.7 r	0.8 r	0.8 r
Jamaica	343	9.0	4.0	1.9 r	2.0 r	2.4 r	2.7 r	1.7	0.5	0.4 r	0.4 r	0.4 r	0.5 r
Mexico	273	464.2	137.8	108.4 r	110.6 r	155.6 r	89.6 r	1,573.8	476.2	440.3 r	366.6 r	364.8 r	402.1 r
Netherlands Antilles	353	13.8	0.3	0.1	0.1 r	0.1 r	0.1 r	0.1 r
Nicaragua	278	29.2	6.3	6.2 r	6.6 r	7.7 r	8.7 r	2.7	0.7	0.6 r	0.6 r	0.7 r	0.7 r
Panama	283	556.9	92.6	105.1 r	127.3 r	151.0 r	173.6 r	126.0	31.8	31.4 r	31.4 r	31.6 r	31.6 r
Paraguay	288	11.1	3.0	2.3 r	2.5 r	2.9 r	3.3 r	133.5	35.7	32.1 r	32.1 r	34.0 r	35.3 r
St. Kitts and Nevis	361	1.1	0.3	0.2 r	0.2 r	0.3 r	0.3 r	0.0	0.0	0.0 r	0.0 r	0.0 r	0.0 r
St. Lucia	362	2.3	0.8	0.5 r	0.5 r	0.6 r	0.7 r	0.0	0.0	0.0 r	0.0 r	0.0 r	0.0 r
St. Vincent & Grens.	364	0.9	0.2	0.2 r	0.2 r	0.2 r	0.3 r	0.0	0.0 r	0.0 r	0.0 r	0.0 r
Suriname	366	3.0	0.4	0.6 r	0.7 r	0.8 r	0.9 r	0.0	0.0	0.0 r	0.0 r	0.0 r	0.0 r
Trinidad and Tobago	369	15.9	4.6	3.5 r	3.6 r	4.1 r	4.7 r	349.8	93.6	84.0 r	84.0 r	89.2 r	92.5 r
Uruguay	298	31.1	9.4	7.4 r	7.2 r	7.8 r	8.6 r	106.8	28.7	23.6 r	25.1 r	28.0 r	30.1 r
Venezuela, Rep. Bol.	299	81.0	34.2	21.9 r	19.1 r	19.2 r	20.7 r	8.8	2.4	2.1 r	2.1 r	2.2 r	2.3 r
Western Hem. n.s.	399	2.0	0.5	0.4 r	0.4 r	0.5 r	0.6 r	0.0	0.0	0.0 r	0.0 r	0.0 r	0.0 r
Other Countries n.i.e	910	10.7	3.4	2.3	2.4	2.8	3.2	2.8	0.8	0.7	0.7	0.7	0.7
Cuba	928	10.6	3.1	2.2 r	2.4 r	2.8 r	3.2 r	2.3	0.7	0.6 r	0.6 r	0.6 r	0.6 r
Korea, Dem. People's Rep.	954	0.1	0.3	0.0 r	0.0 r	0.0 r	0.0 r	0.5	0.1	0.1 r	0.1 r	0.1 r	0.1 r
Special Categories	899	94.6	23.9	19.9 r	21.4 r	25.0 r	28.3 r	64.5	17.3	15.5 r	15.5 r	16.5 r	17.1 r
Countries & Areas n.s.	898	1.1	0.3 r	0.3 r	0.3 r	0.3 r
Memorandum Items													
Africa	605	183.5	60.9	32.5	49.2	41.9	59.9	80.0	23.9	17.6	19.4	21.4	21.6
Middle East	405	469.3	29.0	99.3	106.6	123.8	139.7	138.4	36.6	32.8	33.1	35.3	37.2
European Union	998	5,501.6	1,244.4	1,220.3	1,324.9	1,393.4	1,563.0	4,181.4	1,107.0	954.3	980.2	1,090.9	1,156.1

Peru (293)

In Millions of U.S. Dollars

		Exports (FOB)						Imports (FOB)					
		2016	2015Q4	2016Q1	2016Q2	2016Q3	2016Q4	2016	2015Q4	2016Q1	2016Q2	2016Q3	2016Q4
Export earnings: fuel	080	2,572.7	587.7	562.5	589.1	668.8	752.3	3,276.0	881.7	789.6	788.7	834.0	863.8
Export earnings: nonfuel	092	33,533.5	8,297.5	8,129.8	8,109.8	8,509.3	8,784.5	31,256.6	8,514.8	7,205.2	7,678.4	8,139.3	8,233.6

Philippines (566)

In Millions of U.S. Dollars

		Exports (FOB)						Imports (CIF)					
		2016	2015Q4	2016Q1	2016Q2	2016Q3	2016Q4	2016	2015Q4	2016Q1	2016Q2	2016Q3	2016Q4
IFS World		14,365.4	13,113.0	13,721.0	14,856.5	20,104.4	19,978.1	21,394.2	21,978.6
World	001	56,109.5	14,367.6	13,110.0	13,732.4	14,871.8	14,395.3	91,923.1	18,353.8	20,769.1	22,802.8	23,763.8	24,587.4
Advanced Economies	110	42,618.5	11,146.9	10,079.8	10,446.6	11,239.1	10,852.9	46,768.7	10,469.9	11,306.2	11,695.5	11,761.3	12,005.7
Euro Area	163	5,861.5	1,649.1	1,317.2	1,429.2	1,578.8	1,536.3	5,711.3	1,164.0	1,643.0	1,461.4	1,319.5	1,287.3
Austria	122	67.1	20.8	17.9 r	16.7 r	16.8 r	15.8 r	129.1	40.6	30.1 r	32.1 r	33.0 r	33.9 r
Belgium	124	399.6	54.6	77.7 r	95.8 r	113.2 r	112.9 r	546.1	177.6	133.2 r	136.7 r	136.8 r	139.4 r
Cyprus	423	2.7	0.3	0.2 r	0.6 r	0.9 r	0.9 r	2.3	0.6	0.5 r	0.6 r	0.6 r	0.6 r
Estonia	939	2.6	1.0	0.6 r	0.6 r	0.7 r	0.7 r	0.9	0.6	0.2 r	0.2 r	0.2 r	0.2 r
Finland	172	26.9	6.6	5.8 r	6.5 r	7.3 r	7.2 r	292.1	27.5	96.2 r	76.4 r	62.0 r	57.5 r
France	132	726.8	113.4	132.5 r	173.1 r	210.1 r	211.1 r	1,006.0	194.3	477.5 r	282.4 r	148.3 r	97.7 r
Germany	134	2,293.1	702.5	554.8 r	563.6 r	598.8 r	575.9 r	2,009.7	386.2	422.8 r	494.4 r	533.6 r	558.9 r
Greece	174	4.7	3.3	1.5 r	1.2 r	1.0 r	0.9 r	11.2	2.6	2.7 r	2.8 r	2.8 r	2.9 r
Ireland	178	71.9	17.2	11.7 r	17.0 r	21.4 r	21.8 r	159.2	22.6	30.4 r	38.8 r	43.6 r	46.4 r
Italy	136	162.7	38.4	29.3 r	38.7 r	47.2 r	47.5 r	511.2	137.2	126.2 r	128.2 r	127.4 r	129.5 r
Latvia	941	1.5	0.0	0.2 r	0.3 r	0.5 r	0.5 r	5.6	0.2	0.5 r	1.3 r	1.8 r	2.0 r
Lithuania	946	3.0	0.5	0.3 r	0.7 r	1.0 r	1.0 r	5.3	1.0	1.9 r	1.4 r	1.1 r	1.0 r
Luxembourg	137	5.5	1.3	2.0 r	1.4 r	1.1 r	0.9 r	4.5	0.4	2.2 r	1.3 r	0.6 r	0.4 r
Malta	181	167.9	242.4	11.8 r	39.0 r	58.2 r	58.9 r	14.1	1.6	2.7 r	3.4 r	3.9 r	4.1 r
Netherlands	138	1,715.6	406.9	427.1 r	423.2 r	442.5 r	422.9 r	536.3	100.9	130.0 r	134.2 r	134.7 r	137.4 r
Portugal	182	22.6	6.0	7.4 r	5.8 r	5.0 r	4.4 r	14.7	1.3	2.4 r	3.5 r	4.2 r	4.6 r
Slovak Republic	936	5.2	1.0	0.9 r	1.2 r	1.5 r	1.6 r	1.7	0.6	0.3 r	0.4 r	0.5 r	0.5 r
Slovenia	961	3.9	2.6	1.3 r	1.0 r	0.8 r	0.7 r	22.3	4.7	8.4 r	4.5 r	4.6 r	4.8 r
Spain	184	178.3	30.3	34.2 r	42.7 r	50.8 r	50.7 r	438.9	63.4	174.7 r	118.8 r	79.7 r	65.7 r
Australia	193	486.1	105.6	98.6 r	117.0 r	135.8 r	134.6 r	967.3	153.3	159.2 r	232.2 r	276.6 r	299.3 r
Canada	156	523.9	126.8	137.4 r	130.1 r	131.8 r	124.5 r	418.0	71.9	134.6 r	108.9 r	90.1 r	84.4 r
China,P.R.: Hong Kong	532	6,582.8	1,630.9	1,418.3 r	1,595.8 r	1,800.8 r	1,767.9 r	2,539.5	517.7	689.9 r	645.0 r	604.6 r	600.0 r
China,P.R.: Macao	546	26.1	4.0	5.4 r	6.3 r	7.2 r	7.1 r	29.8	0.3	3.8 r	7.0 r	9.0 r	10.0 r
Czech Republic	935	107.7	22.5	23.8 r	26.2 r	29.2 r	28.5 r	171.5	87.8	42.0 r	43.0 r	42.9 r	43.6 r
Denmark	128	35.6	11.5	8.1 r	8.7 r	9.6 r	9.3 r	130.8	29.9	31.1 r	32.6 r	33.1 r	33.9 r
Iceland	176	3.4	0.0	0.2 r	0.8 r	1.2 r	1.2 r	0.4	0.1	0.1 r	0.1 r	0.1 r	0.0 r
Israel	436	55.7	14.6	16.1 r	14.0 r	13.3 r	12.3 r	134.9	40.8	24.7 r	32.7 r	37.5 r	40.0 r
Japan	158	11,674.1	3,066.4	2,909.3 r	2,880.0 r	3,009.0 r	2,875.8 r	10,196.5	2,121.0	2,236.7 r	2,520.5 r	2,666.2 r	2,773.1 r
Korea, Republic of	542	2,095.0	579.5	471.1 r	510.4 r	563.9 r	549.7 r	5,622.5	1,308.7	1,438.6 r	1,416.4 r	1,378.3 r	1,389.2 r
New Zealand	196	49.7	10.0	13.7 r	12.4 r	12.2 r	11.4 r	437.8	62.7	98.5 r	108.5 r	113.4 r	117.4 r
Norway	142	5.4	1.3	1.4 r	1.3 r	1.4 r	1.3 r	58.0	5.7	21.0 r	15.4 r	11.5 r	10.1 r
San Marino	135	1.5	0.1 r	0.4 r	0.5 r	0.6 r
Singapore	576	3,700.6	945.3	870.5 r	906.3 r	978.0 r	945.7 r	5,596.5	1,343.4	1,312.5 r	1,394.4 r	1,425.4 r	1,464.2 r
Sweden	144	20.0	3.9	3.6 r	4.8 r	5.8 r	5.8 r	124.3	26.6	32.2 r	31.4 r	30.3 r	30.5 r
Switzerland	146	415.6	58.2	97.2 r	101.7 r	110.1 r	106.6 r	408.8	81.9	84.6 r	100.4 r	109.1 r	114.6 r
Taiwan Prov.of China	528	1,828.8	718.6	427.5 r	447.6 r	484.6 r	469.1 r	6,024.9	1,528.9	1,399.8 r	1,499.4 r	1,540.4 r	1,585.3 r
United Kingdom	112	475.8	106.3	115.1 r	116.9 r	124.3 r	119.5 r	513.4	108.2	137.5 r	130.1 r	123.1 r	122.6 r
United States	111	8,670.7	2,092.2	2,145.2 r	2,137.1 r	2,242.2 r	2,146.2 r	7,680.9	1,817.1	1,816.1 r	1,915.6 r	1,949.7 r	1,999.5 r
Emerg. & Dev. Economies	200	13,453.3	3,205.9	3,020.5	3,276.4	3,623.1	3,533.3	45,098.5	7,876.1	9,445.4	11,092.9	11,990.2	12,570.0
Emerg. & Dev. Asia	505	11,360.5	2,681.9	2,556.8	2,767.9	3,056.6	2,979.3	39,998.4	6,708.0	8,091.3	9,796.6	10,763.3	11,347.2
American Samoa	859	3.1	0.5	1.1 r	0.6 r	0.7 r	0.7 r	0.6	0.0	0.2 r	0.2 r	0.1 r	0.1 r
Bangladesh	513	15.1	3.0	3.3 r	3.8 r	4.1 r	3.9 r	31.2	5.5	6.9 r	7.7 r	8.1 r	8.4 r
Bhutan	514	0.1	0.0	0.0 r	0.0 r	0.0 r	0.0 r
Brunei Darussalam	516	8.2	2.3	2.8 r	2.1 r	1.8 r	1.6 r	21.5	0.1	1.3 r	4.9 r	7.1 r	8.1 r
Cambodia	522	15.8	2.8	3.5 r	3.9 r	4.3 r	4.1 r	22.0	5.9	5.8 r	5.6 r	5.3 r	5.3 r
China,P.R.: Mainland	924	6,192.4	1,352.5	1,317.9 r	1,499.0 r	1,701.6 r	1,674.0 r	15,916.1	3,050.5	3,698.0 r	3,961.0 r	4,069.2 r	4,187.8 r
Fiji	819	28.7	0.3	2.1 r	6.5 r	9.8 r	10.4 r	4.1	1.0	0.3 r	1.0 r	1.4 r	1.4 r
F.T. French Polynesia	887	1.6	0.3	0.6 r	0.4 r	0.3 r	0.3 r	6.7	0.0	0.5 r	1.6 r	2.2 r	2.4 r
F.T. New Caledonia	839	0.6	0.0	0.2 r	0.1 r	0.1 r	0.1 r	0.0	0.0	0.0 r	0.0 r	0.0 r	0.0 r
Guam	829	17.1	3.1	3.6 r	4.1 r	4.7 r	4.6 r	4.0	0.5	0.3 r	0.9 r	1.3 r	1.4 r
India	534	315.1	76.0	110.6 r	81.9 r	66.3 r	56.4 r	1,523.2	267.9	392.9 r	384.2 r	372.0 r	374.2 r
Indonesia	536	592.2	155.6	136.4 r	144.7 r	157.9 r	153.2 r	4,707.5	685.4	820.1 r	1,136.1 r	1,326.0 r	1,425.3 r
Kiribati	826	0.3	0.1	0.0 r	0.1 r	0.1 r	0.1 r	2.6	0.2 r	0.6 r	0.9 r	1.0 r
Lao People's Dem.Rep	544	0.7	0.2	0.2 r	0.2 r	0.2 r	0.2 r	2.7	0.0	0.2 r	0.6 r	0.9 r	1.0 r
Malaysia	548	1,189.5	281.0	260.8 r	288.9 r	323.3 r	316.5 r	3,417.3	842.1	829.1 r	855.0 r	858.0 r	875.2 r
Maldives	556	7.9	0.3	2.2 r	2.0 r	1.9 r	1.8 r	0.2	0.0	0.0 r	0.0 r	0.1 r	0.1 r

Philippines (566)

In Millions of U.S. Dollars

		Exports (FOB)						Imports (CIF)					
		2016	2015Q4	2016Q1	2016Q2	2016Q3	2016Q4	2016	2015Q4	2016Q1	2016Q2	2016Q3	2016Q4
Marshall Islands	867	1.6	0.1 r	0.4 r	0.5 r	0.6 r	6.3	0.4 r	1.5 r	2.1 r	2.3 r
Micronesia	868	6.5	0.4 r	1.5 r	2.2 r	2.4 r	0.4	0.0 r	0.1 r	0.1 r	0.2 r
Mongolia	948	2.8	0.4	0.5 r	0.7 r	0.8 r	0.8 r	0.2	0.2	0.1 r	0.0 r	0.0 r	0.0 r
Myanmar	518	16.8	6.6	3.9 r	4.1 r	4.5 r	4.3 r	19.3	2.6	6.8 r	5.1 r	3.9 r	3.5 r
Nauru	836	0.0	0.2	0.0 r	0.1 r	0.1 r	0.1 r
Nepal	558	1.7	0.2	0.1 r	0.4 r	0.6 r	0.6 r	0.1	0.0	0.0 r	0.0 r	0.0 r	0.0 r
Palau	565	2.7	0.6	0.9 r	0.7 r	0.6 r	0.5 r	0.0	0.0	0.0 r	0.0 r	0.0 r	0.0 r
Papua New Guinea	853	17.6	2.0	3.3 r	4.2 r	5.0 r	5.1 r	181.9	28.8	24.4 r	43.0 r	54.5 r	60.0 r
Samoa	862	1.2	0.3	0.3 r	0.3 r	0.3 r	0.3 r	0.1	0.0	0.0 r	0.0 r	0.0 r	0.0 r
Solomon Islands	813	1.2	0.1	0.1 r	0.3 r	0.4 r	0.4 r	15.7	1.5	1.9 r	3.7 r	4.8 r	5.4 r
Sri Lanka	524	32.5	8.7	7.1 r	7.9 r	8.9 r	8.7 r	18.0	1.5	3.2 r	4.3 r	5.0 r	5.4 r
Thailand	578	2,130.0	565.8	524.1 r	524.6 r	552.2 r	529.2 r	6,725.8	1,400.6	1,500.5 r	1,665.8 r	1,747.4 r	1,812.1 r
Timor-Leste	537	0.3	0.0	0.0 r	0.1 r	0.1 r	0.1 r	0.0	0.0 r	0.0 r	0.0 r	0.0 r
Tonga	866	0.5	0.1	0.2 r	0.1 r	0.1 r	0.1 r	0.4	0.2 r	0.1 r	0.1 r	0.1 r
Vanuatu	846	0.5	0.2	0.0 r	0.1 r	0.2 r	0.2 r	13.5	0.9	0.9 r	3.2 r	4.5 r	5.0 r
Vietnam	582	746.5	216.5	168.4 r	181.9 r	200.7 r	195.5 r	1,982.3	412.0	476.3 r	495.4 r	499.8 r	510.9 r
Asia n.s.	598	9.7	2.5	2.3 r	2.4 r	2.6 r	2.5 r	5,374.6	0.7	320.6 r	1,215.1 r	1,788.3 r	2,050.7 r
Europe	170	377.4	97.3	101.8	94.0	93.7	87.9	677.5	131.7	104.8	161.8	196.8	214.2
Emerg. & Dev. Europe	903	324.2	84.3	92.3	81.4	78.2	72.3	245.6	54.7	39.5	58.9	70.7	76.5
Albania	914	0.0	0.0 r	0.0 r	0.0 r	0.0 r	1.9	0.1	0.4 r	0.5 r	0.5 r	0.5 r
Bosnia and Herzegovina	963	0.0	0.0	0.0 r	0.0 r	0.0 r	0.0 r	1.1	0.3	0.1 r	0.3 r	0.4 r	0.4 r
Bulgaria	918	31.7	5.6	6.9 r	7.7 r	8.6 r	8.5 r	86.5	15.8	11.2 r	20.4 r	26.1 r	28.8 r
Croatia	960	2.0	0.2	0.5 r	0.5 r	0.5 r	0.5 r	0.7	2.4	0.1 r	0.2 r	0.2 r	0.2 r
Hungary	944	148.9	49.9	55.3 r	39.0 r	29.9 r	24.7 r	16.4	4.2	3.3 r	4.0 r	4.4 r	4.7 r
Macedonia, FYR	962	0.1	0.0	0.0 r	0.0 r	0.0 r	0.0 r	0.1	0.0	0.0 r	0.0 r	0.0 r	0.0 r
Poland	964	80.2	14.6	14.7 r	19.1 r	23.1 r	23.2 r	37.3	5.2	5.9 r	8.9 r	10.8 r	11.7 r
Romania	968	28.4	5.7	6.9 r	7.0 r	7.4 r	7.1 r	10.7	0.7	1.5 r	2.5 r	3.2 r	3.5 r
Serbia, Republic of	942	1.2	0.6	0.2 r	0.3 r	0.4 r	0.4 r	0.2	0.0	0.0 r	0.0 r	0.0 r	0.0 r
Turkey	186	31.6	7.7	7.8 r	7.8 r	8.2 r	7.8 r	90.6	26.0	16.9 r	22.0 r	25.0 r	26.7 r
CIS	901	53.2	13.0	9.6	12.6	15.5	15.6	430.4	76.8	64.7	102.5	125.9	137.4
Armenia	911	0.2	0.0	0.0 r	0.0 r	0.1 r	0.1 r	0.0	0.0	0.0 r	0.0 r	0.0 r	0.0 r
Azerbaijan, Rep. of	912	0.1	0.0	0.0 r	0.0 r	0.0 r	0.0 r	1.0	0.0	0.2 r	0.3 r	0.3 r	0.3 r
Belarus	913	0.4	0.2	0.2 r	0.1 r	0.0 r	0.0 r	4.3	2.1	0.3 r	1.0 r	1.4 r	1.6 r
Georgia	915	0.3	0.0	0.0 r	0.1 r	0.1 r	0.1 r	1.2	0.2	0.2 r	0.3 r	0.3 r	0.4 r
Kazakhstan	916	0.1	0.2	0.0 r	0.0 r	0.0 r	0.0 r	0.2	0.1 r	0.0 r	0.0 r	0.0 r
Kyrgyz Republic	917	0.1	0.0 r	0.0 r	0.0 r	0.0 r	0.5	0.0	0.0 r	0.1 r	0.2 r	0.2 r
Russian Federation	922	48.9	11.4	8.7 r	11.6 r	14.2 r	14.3 r	191.3	16.2	28.2 r	45.5 r	56.2 r	61.5 r
Ukraine	926	1.9	0.8	0.1 r	0.4 r	0.7 r	0.7 r	230.8	58.3	35.4 r	55.1 r	67.1 r	73.1 r
Uzbekistan	927	1.2	0.4	0.5 r	0.2 r	0.3 r	0.3 r	0.9	0.1 r	0.2 r	0.3 r	0.3 r
Europe n.s.	884	1.5	0.2	0.6 r	0.4 r	0.3 r	0.2 r
Mid East, N Africa, Pak	440	616.3	150.2	135.2	149.6	167.5	164.0	3,092.2	722.3	917.3	800.9	699.9	674.1
Afghanistan, I.R. of	512	7.4	1.7	1.5 r	1.8 r	2.1 r	2.0 r	0.1	0.0	0.0 r	0.0 r	0.0 r	0.0 r
Algeria	612	2.4	1.8	0.3 r	0.6 r	0.8 r	0.8 r	2.0	0.2	0.2 r	0.5 r	0.6 r	0.7 r
Bahrain, Kingdom of	419	7.5	2.0	1.5 r	1.8 r	2.1 r	2.1 r	2.1	0.5	0.5 r	0.5 r	0.5 r	0.6 r
Djibouti	611	1.0	0.0	0.1 r	0.2 r	0.3 r	0.3 r	0.0	0.0	0.0 r	0.0 r	0.0 r	0.0 r
Egypt	469	7.8	2.0	1.6 r	1.9 r	2.2 r	2.1 r	19.1	0.2	1.4 r	4.3 r	6.2 r	7.1 r
Iran, I.R. of	429	38.9	7.8	11.9 r	9.9 r	9.0 r	8.1 r	1.6	0.2	0.3 r	0.4 r	0.4 r	0.4 r
Iraq	433	14.1	1.8	1.6 r	3.2 r	4.6 r	4.8 r	0.0	0.0	0.0 r	0.0 r	0.0 r	0.0 r
Jordan	439	3.5	0.8	0.4 r	0.8 r	1.1 r	1.2 r	4.1	0.6	1.3 r	1.1 r	0.9 r	0.8 r
Kuwait	443	41.2	8.9	7.2 r	9.8 r	12.1 r	12.2 r	1,008.8	291.4	293.6 r	258.6 r	231.4 r	225.2 r
Lebanon	446	7.0	2.2	1.9 r	1.8 r	1.8 r	1.7 r	0.3	0.1	0.1 r	0.1 r	0.0 r	0.0 r
Libya	672	0.8	0.9	0.5 r	0.1 r	0.1 r	0.1 r	0.0	0.0	0.0 r	0.0 r	0.0 r	0.0 r
Morocco	686	13.6	3.1	2.2 r	3.2 r	4.1 r	4.1 r	2.2	2.1	0.8 r	0.6 r	0.4 r	0.4 r
Oman	449	7.4	1.2	3.4 r	2.0 r	1.2 r	0.8 r	27.4	0.8	2.1 r	6.3 r	8.9 r	10.1 r
Pakistan	564	43.0	11.8	12.9 r	10.9 r	10.1 r	9.2 r	113.0	7.2	37.4 r	29.6 r	23.9 r	22.1 r
Qatar	453	24.9	6.8	5.9 r	6.1 r	6.6 r	6.3 r	215.2	16.9	36.6 r	57.9 r	59.5 r	61.2 r
Saudi Arabia	456	82.5	20.5	18.0 r	20.0 r	22.5 r	22.0 r	1,078.4	345.8	427.4 r	291.0 r	196.4 r	163.7 r
Somalia	726	0.7	0.4	0.3 r	0.1 r	0.1 r	0.1 r	0.0	0.0 r	0.0 r	0.0 r	0.0 r
Sudan	732	1.1	0.5	0.1 r	0.3 r	0.4 r	0.4 r	0.3	0.1 r	0.1 r	0.1 r	0.1 r
Syrian Arab Republic	463	0.1	0.1	0.0 r	0.0 r	0.0 r	0.0 r	1.5	0.0	0.1 r	0.3 r	0.5 r	0.6 r

Philippines (566)

In Millions of U.S. Dollars

		Exports (FOB)						Imports (CIF)					
		2016	2015Q4	2016Q1	2016Q2	2016Q3	2016Q4	2016	2015Q4	2016Q1	2016Q2	2016Q3	2016Q4
Tunisia	744	5.3	1.5	1.2 r	1.3 r	1.4 r	1.4 r	2.5	0.3	0.8 r	0.5 r	0.6 r	0.6 r
United Arab Emirates	466	303.8	73.5	62.6 r	73.3 r	84.4 r	83.5 r	613.2	56.0	114.5 r	149.0 r	169.3 r	180.4 r
Yemen, Republic of	474	2.2	0.9	0.3 r	0.5 r	0.7 r	0.7 r	0.3	0.2 r	0.0 r	0.0 r	0.0 r
Sub-Saharan Africa	603	229.1	46.3	55.4	56.3	59.8	57.7	106.9	26.9	22.9	26.2	28.2	29.5
Angola	614	0.4	0.2	0.0 r	0.1 r	0.1 r	0.1 r	0.1	0.0	0.0 r	0.0 r	0.0 r	0.0 r
Botswana	616	0.1	0.0	0.0 r	0.0 r	0.0 r	0.0 r	0.0	0.0 r	0.0 r	0.0 r	0.0 r
Burundi	618	0.1	0.0 r	0.0 r	0.0 r	0.0 r
Cameroon	622	2.4	1.2	0.5 r	0.6 r	0.7 r	0.7 r	0.1	0.0	0.1 r	0.0 r	0.0 r	0.0 r
Central African Rep.	626	0.0	0.0	0.0 r	0.0 r	0.0 r	0.0 r	0.1	0.0 r	0.0 r	0.0 r	0.0 r
Chad	628	0.0	0.0	0.0 r	0.0 r	0.0 r	0.0 r	0.1	0.0	0.0 r	0.0 r	0.0 r	0.0 r
Congo, Republic of	634	0.5	0.3	0.1 r	0.1 r	0.1 r	0.1 r	0.0	0.0	0.0 r	0.0 r	0.0 r	0.0 r
Côte d'Ivoire	662	2.0	0.2	0.4 r	0.5 r	0.5 r	0.5 r	0.0	0.1	0.0 r	0.0 r	0.0 r	0.0 r
Ethiopia	644	3.3	0.4	0.9 r	0.8 r	0.8 r	0.8 r	0.5	0.1	0.1 r	0.1 r	0.1 r	0.1 r
Gabon	646	0.1	0.0	0.0 r	0.0 r	0.0 r	0.0 r	4.0	0.0	0.2 r	0.9 r	1.3 r	1.5 r
Gambia, The	648	0.1	0.0	0.0 r	0.0 r	0.0 r	0.0 r	0.0	0.0 r	0.0 r	0.0 r	0.0 r
Ghana	652	4.5	1.5	1.2 r	1.1 r	1.1 r	1.1 r	0.8	0.4	0.1 r	0.2 r	0.2 r	0.3 r
Guinea	656	0.5	0.1 r	0.1 r	0.1 r	0.1 r	0.0	0.0 r	0.0 r	0.0 r	0.0 r
Kenya	664	4.1	0.6	1.6 r	1.1 r	0.8 r	0.6 r	12.5	0.6	1.8 r	3.0 r	3.7 r	4.0 r
Liberia	668	81.8	0.0	5.3 r	18.2 r	28.1 r	30.2 r	0.0	0.0 r	0.0 r	0.0 r	0.0 r
Madagascar	674	0.0	0.1	0.0 r	0.0 r	0.0 r	0.0 r	0.1	0.0	0.0 r	0.0 r	0.0 r	0.0 r
Malawi	676	0.0	0.0 r	0.0 r	0.0 r	0.0 r	6.9	1.6	0.9 r	1.6 r	2.1 r	2.3 r
Mali	678	0.1	0.0	0.0 r	0.0 r	0.0 r	0.0 r	0.0	0.0	0.0 r	0.0 r	0.0 r	0.0 r
Mauritius	684	2.4	0.2	0.3 r	0.6 r	0.8 r	0.8 r	1.5	0.6	0.5 r	0.3 r	0.3 r	0.3 r
Mozambique	688	0.4	0.5	0.2 r	0.1 r	0.1 r	0.1 r	3.5	1.4	1.0 r	0.8 r	0.8 r	0.9 r
Nigeria	694	7.3	1.1	3.5 r	2.0 r	1.1 r	0.7 r	24.3	9.1	9.7 r	6.6 r	4.4 r	3.6 r
Rwanda	714	0.3	0.3	0.1 r	0.1 r	0.1 r	0.1 r
Senegal	722	1.4	0.2	0.2 r	0.3 r	0.5 r	0.5 r	0.1	0.0	0.0 r	0.0 r	0.0 r	0.0 r
Seychelles	718	0.3	0.1	0.0 r	0.1 r	0.1 r	0.1 r	2.0	0.2	1.1 r	0.6 r	0.2 r	0.1 r
Sierra Leone	724	0.1	0.1	0.1 r	0.0 r	0.0 r	0.0 r	0.2	0.0	0.0 r	0.0 r	0.1 r	0.1 r
South Africa	199	113.0	38.8	40.6 r	29.4 r	23.3 r	19.6 r	42.8	9.6	6.5 r	10.2 r	12.5 r	13.6 r
Swaziland	734	0.2	0.0	0.1 r	0.0 r	0.0 r	0.0 r	0.1	0.1	0.0 r	0.0 r	0.0 r	0.0 r
Tanzania	738	0.5	0.2	0.0 r	0.1 r	0.2 r	0.2 r	4.0	1.2	0.4 r	0.9 r	1.3 r	1.4 r
Togo	742	1.3	0.0	0.1 r	0.3 r	0.4 r	0.5 r	0.0	0.0	0.0 r	0.0 r	0.0 r	0.0 r
Uganda	746	0.8	0.2	0.1 r	0.2 r	0.3 r	0.3 r	0.1	0.0	0.0 r	0.0 r	0.0 r	0.0 r
Zambia	754	0.6	0.0	0.0 r	0.1 r	0.2 r	0.2 r	1.3	1.6	0.1 r	0.3 r	0.4 r	0.5 r
Zimbabwe	698	0.2	0.0	0.0 r	0.1 r	0.1 r	0.1 r	1.8	0.2	0.4 r	0.4 r	0.5 r	0.5 r
Western Hemisphere	205	869.9	230.2	171.2	208.7	245.6	244.4	1,223.6	287.2	309.1	307.4	302.1	305.0
Antigua and Barbuda	311	0.0	0.0	0.0 r	0.0 r	0.0 r	0.0 r	2.4	0.0	0.2 r	0.6 r	0.8 r	0.9 r
Argentina	213	76.0	12.7	18.1 r	18.6 r	20.0 r	19.2 r	319.5	95.4	106.3 r	83.6 r	67.3 r	62.3 r
Aruba	314	0.2	0.0	0.0 r	0.1 r	0.1 r	0.1 r	0.0	0.0 r	0.0 r	0.0 r	0.0 r
Bahamas, The	313	0.8	0.2	0.3 r	0.2 r	0.2 r	0.2 r	3.0	0.0	0.2 r	0.7 r	1.0 r	1.1 r
Barbados	316	0.1	0.0	0.0 r	0.0 r	0.0 r	0.0 r	0.1	0.1	0.0 r	0.0 r	0.0 r	0.0 r
Belize	339	0.1	0.0	0.0 r	0.0 r	0.0 r	0.0 r
Bermuda	319	0.1	0.0	0.0 r	0.0 r	0.0 r	0.0 r	0.0	0.0	0.0 r	0.0 r	0.0 r	0.0 r
Bolivia	218	0.7	0.1	0.1 r	0.2 r	0.2 r	0.2 r	2.5	0.1	0.2 r	0.6 r	0.8 r	0.9 r
Brazil	223	88.5	20.1	19.0 r	21.5 r	24.2 r	23.8 r	444.5	117.6	121.0 r	112.9 r	105.7 r	104.9 r
Chile	228	36.5	10.5	9.4 r	9.0 r	9.2 r	8.8 r	55.4	3.2	7.5 r	13.1 r	16.6 r	18.2 r
Colombia	233	10.5	5.9	3.7 r	2.7 r	2.2 r	1.9 r	12.5	2.7	2.8 r	3.1 r	3.2 r	3.4 r
Costa Rica	238	15.6	4.3	3.1 r	3.7 r	4.4 r	4.3 r	6.0	1.1	1.5 r	1.5 r	1.5 r	1.6 r
Curacao	354	5.4	0.4 r	1.3 r	1.8 r	2.0 r	1.8	0.1 r	0.4 r	0.6 r	0.7 r
Dominica	321	0.1	0.0 r	0.0 r	0.0 r	0.0 r	0.0	0.0 r	0.0 r	0.0 r	0.0 r
Dominican Republic	243	7.3	1.2	0.9 r	1.7 r	2.3 r	2.4 r	4.4	0.3	1.5 r	0.9 r	0.9 r	1.0 r
Ecuador	248	2.9	0.3	0.5 r	0.7 r	0.9 r	0.9 r	13.9	2.1	3.4 r	3.5 r	3.5 r	3.5 r
El Salvador	253	0.6	0.0	0.2 r	0.1 r	0.1 r	0.1 r	0.2	0.0	0.0 r	0.1 r	0.1 r	0.1 r
Guatemala	258	0.9	0.4	0.2 r	0.2 r	0.3 r	0.3 r	2.0	0.1	0.2 r	0.5 r	0.6 r	0.7 r
Guyana	336	0.2	0.0 r	0.0 r	0.1 r	0.1 r	0.9	0.4 r	0.3 r	0.1 r	0.1 r
Haiti	263	0.0	0.0 r	0.0 r	0.0 r	0.0 r	0.1	0.0	0.0 r	0.0 r	0.0 r	0.0 r
Honduras	268	0.2	0.0	0.0 r	0.1 r	0.1 r	0.1 r	1.0	0.1	0.2 r	0.2 r	0.3 r	0.3 r
Jamaica	343	0.4	0.2	0.1 r	0.1 r	0.1 r	0.1 r	0.9	0.1	0.1 r	0.2 r	0.3 r	0.3 r
Mexico	273	543.4	151.9	94.9 r	128.9 r	159.1 r	160.6 r	95.2	34.6	23.2 r	23.8 r	23.9 r	24.3 r

Philippines (566)

In Millions of U.S. Dollars

		Exports (FOB)						Imports (CIF)					
		2016	2015Q4	2016Q1	2016Q2	2016Q3	2016Q4	2016	2015Q4	2016Q1	2016Q2	2016Q3	2016Q4
Netherlands Antilles	353	0.1	1.5	0.1 r	1.0	1.9	1.0 r
Nicaragua	278	0.0	0.0	0.0 r	0.0 r	0.0 r	0.0 r	0.1	0.0	0.0 r	0.0 r	0.0 r	0.0 r
Panama	283	6.1	1.7	1.2 r	1.5 r	1.7 r	1.7 r	34.6	2.4	2.2 r	8.2 r	11.7 r	12.6 r
Paraguay	288	0.5	0.0	0.1 r	0.1 r	0.1 r	0.1 r	7.4	3.6	0.7 r	1.7 r	2.4 r	2.6 r
Peru	293	29.5	8.3	8.5 r	7.4 r	7.1 r	6.5 r	28.6	2.5	2.3 r	6.5 r	9.2 r	10.5 r
St. Kitts and Nevis	361	0.0	0.0 r	0.0 r	0.0 r	0.0 r	0.0	0.1	0.0 r	0.0 r	0.0 r	0.0 r
Suriname	366	1.0	0.4	0.6 r	0.3 r	0.1 r	0.0 r	0.0	0.0	0.0 r	0.0 r	0.0 r	0.0 r
Trinidad and Tobago	369	0.4	0.3	0.2 r	0.1 r	0.1 r	0.0 r	0.6	0.0	0.0 r	0.1 r	0.2 r	0.2 r
Uruguay	298	9.7	3.4	1.6 r	2.3 r	2.9 r	2.9 r	109.2	17.9	28.8 r	27.6 r	26.4 r	26.4 r
Venezuela, Rep. Bol.	299	1.8	1.8	0.7 r	0.4 r	0.4 r	0.4 r	0.2	0.0	0.1 r	0.0 r	0.0 r	0.0 r
Western Hem. n.s.	399	30.2	4.8	7.1 r	7.4 r	8.0 r	7.7 r	75.4	1.4	5.1 r	17.2 r	24.8 r	28.3 r
Other Countries n.i.e	910	37.7	14.8	9.8	9.4	9.5	9.0	55.9	7.8	17.4	14.5	12.3	11.7
Cuba	928	2.9	0.6	0.6 r	0.7 r	0.8 r	0.8 r	4.1	0.6	1.0 r	1.0 r	1.0 r	1.0 r
Korea, Dem. People's Rep.	954	34.8	14.2	9.2 r	8.6 r	8.7 r	8.3 r	51.8	7.1	16.4 r	13.5 r	11.3 r	10.6 r
Memorandum Items													
Africa	605	253.3	53.6	59.7	62.0	66.9	64.8	113.9	29.5	24.8	27.9	29.9	31.3
Middle East	405	541.7	129.4	116.6	131.2	148.3	145.7	2,972.1	712.5	878.0	769.6	674.2	650.2
European Union	998	6,791.8	1,869.4	1,552.1	1,659.0	1,817.2	1,763.5	6,802.9	1,445.0	1,907.8	1,734.6	1,593.6	1,566.9
Export earnings: fuel	080	607.8	149.9	133.3	147.5	165.2	161.8	3,221.4	742.0	921.8	829.7	744.3	725.6
Export earnings: nonfuel	092	55,501.6	14,217.7	12,976.7	13,584.9	14,706.5	14,233.5	88,701.7	17,611.8	19,847.3	21,973.1	23,019.5	23,861.8

Poland (964)

In Millions of U.S. Dollars

		Exports (FOB)						Imports (CIF)					
		2016	2015Q4	2016Q1	2016Q2	2016Q3	2016Q4	2016	2015Q4	2016Q1	2016Q2	2016Q3	2016Q4
IFS World		203,725.2	51,234.8	48,997.8	53,119.6	49,734.9	51,872.9	198,429.2	49,096.6	47,272.9	50,769.9	49,596.2	50,790.2
World	001	202,515.0	50,535.3	49,217.6	52,549.0	49,833.9	50,914.6	197,279.4	49,787.3	47,494.1	50,225.1	49,713.8	49,846.4
Advanced Economies	110	164,642.2	41,087.6	40,726.0	42,886.6	40,123.2	40,906.2	148,402.3	37,473.4	35,995.5	38,126.3	37,108.4	37,172.1
Euro Area	163	114,322.3	28,104.4	28,591.2	29,549.2	27,828.2	28,353.6	115,104.1	28,738.2	27,948.4	29,671.1	28,989.7	28,495.0
Austria	122	3,610.8	863.4	882.2	885.1	902.7	940.9	4,175.9	1,115.7	1,055.9	1,044.2	1,053.0	1,022.8
Belgium	124	4,349.8	1,007.8	1,064.0	1,134.6	1,079.4	1,071.8	7,204.5	1,575.5	1,672.0	1,918.2	1,871.3	1,743.0
Cyprus	423	197.8	53.4	63.9	60.1	45.7	28.2	129.2	38.9	51.5	34.7	18.9	24.2
Estonia	939	1,121.9	285.2	289.8	300.8	268.6	262.6	255.6	51.7	54.5	68.7	75.4	56.9
Finland	172	1,642.7	363.2	395.2	419.3	435.1	393.1	1,538.5	401.9	387.0	412.4	391.2	347.9
France	132	10,964.0	2,731.1	2,838.3	2,986.0	2,562.4	2,577.3	8,253.5	1,955.2	2,138.3	2,069.6	1,959.6	2,086.0
Germany	134	55,355.3	13,681.2	13,864.3	13,982.3	13,782.5	13,726.2	55,745.9	14,069.6	13,390.8	14,329.2	14,317.3	13,708.6
Greece	174	885.0	199.7	239.1	195.9	233.9	216.2	473.8	86.1	136.3	80.9	132.7	123.9
Ireland	178	742.2	181.7	187.4	202.6	162.9	189.4	1,410.0	340.7	358.2	384.6	316.7	350.6
Italy	136	9,747.4	2,394.4	2,466.2	2,720.1	2,211.4	2,349.8	10,388.2	2,568.4	2,475.7	2,886.7	2,601.1	2,424.6
Latvia	941	1,459.8	385.9	340.4	390.1	376.7	352.6	459.6	123.7	114.2	122.5	121.6	101.3
Lithuania	946	2,860.8	732.6	661.5	760.1	725.2	713.9	1,444.0	329.0	326.0	346.8	380.0	391.2
Luxembourg	137	253.8	58.6	63.0	65.4	59.2	66.2	383.5	88.7	90.1	98.7	104.3	90.3
Malta	181	46.2	9.7	11.7	10.6	13.4	10.5	40.3	15.4	11.7	11.0	8.1	9.5
Netherlands	138	9,049.7	2,197.7	2,217.6	2,199.9	2,175.9	2,456.4	11,772.0	3,075.2	2,821.8	2,884.1	2,952.4	3,113.7
Portugal	182	813.3	180.2	212.3	214.2	193.7	193.1	533.7	127.7	134.6	145.9	122.7	130.4
Slovak Republic	936	4,992.5	1,269.5	1,204.2	1,290.0	1,232.1	1,266.1	5,374.5	1,341.0	1,333.5	1,382.7	1,263.2	1,395.1
Slovenia	961	756.4	180.1	174.2	205.7	184.4	192.1	928.6	241.5	230.1	230.2	236.2	232.0
Spain	184	5,472.6	1,329.1	1,416.0	1,526.5	1,183.1	1,347.1	4,592.7	1,192.3	1,166.0	1,219.9	1,063.8	1,143.0
Australia	193	557.7	130.0	108.3	137.3	152.1	160.0	316.6	76.8	59.2	57.3	72.3	127.9
Canada	156	1,377.4	286.7	359.6	422.8	285.3	309.7	222.4	55.6	72.4	48.4	52.2	49.5
China,P.R.: Hong Kong	532	376.6	216.2	82.4	86.9	101.6	105.7	36.4	45.1	8.9	10.0	9.8	7.8
China,P.R.: Macao	546	2.4	0.9	0.5	0.7	0.5	0.6	0.1	0.0	0.0	0.1	0.0	0.0
Czech Republic	935	13,295.7	3,386.3	3,279.6	3,493.0	3,231.1	3,291.9	7,999.1	1,902.2	1,835.9	2,151.2	1,975.1	2,036.8
Denmark	128	3,545.2	843.2	885.3	941.1	868.9	850.0	2,563.9	654.5	625.4	664.8	650.0	623.7
Iceland	176	166.0	17.7	20.2	26.5	29.0	90.3	122.3	22.2	14.4	6.9	13.2	87.8
Israel	436	570.8	163.9	149.0	155.6	140.2	126.0	272.2	65.7	67.7	77.5	61.6	65.3
Japan	158	587.2	158.1	164.0	129.2	152.1	141.9	1,209.3	305.6	293.7	317.5	313.7	284.4
Korea, Republic of	542	504.8	123.2	108.7	120.6	134.1	141.3	2,659.6	682.8	640.8	625.6	655.9	737.3
New Zealand	196	137.0	23.0	19.8	57.3	32.7	27.2	85.6	10.5	26.7	26.2	15.1	17.7
Norway	142	2,466.6	676.6	511.5	780.5	594.5	580.1	1,064.9	500.6	207.6	264.0	254.3	339.0
San Marino	135	33.8	3.2	11.6	12.3	7.0	2.9	6.0	2.1	1.3	2.1	1.0	1.5
Singapore	576	623.3	318.9	124.7	267.3	93.2	138.0	559.6	246.7	211.7	113.7	71.7	162.6
Sweden	144	5,852.7	1,408.0	1,431.3	1,508.2	1,405.9	1,507.2	4,901.9	1,231.8	1,242.6	1,291.0	1,154.7	1,213.6
Switzerland	146	1,924.7	458.3	489.7	484.9	474.6	475.6	949.6	233.6	250.1	224.3	232.1	243.1
Taiwan Prov.of China	528	153.2	37.2	34.0	42.4	30.0	46.8	776.3	203.4	190.5	196.2	199.4	190.2
United Kingdom	112	13,349.5	3,504.3	3,169.0	3,458.8	3,345.4	3,376.3	5,683.4	1,596.7	1,327.3	1,435.3	1,452.6	1,468.2
United States	111	4,795.2	1,227.4	1,185.4	1,211.9	1,216.9	1,181.0	3,869.0	899.5	971.0	943.2	934.0	1,020.8
Vatican	187	0.1	0.0	0.0	0.1	0.0	0.0	0.0	0.0	0.0	0.0	0.0	0.0
Emerg. & Dev. Economies	200	37,405.9	9,105.8	8,309.9	9,571.3	9,641.7	9,882.9	48,180.2	12,095.5	11,302.3	11,852.9	12,488.2	12,536.9
Emerg. & Dev. Asia	505	3,836.1	877.9	791.5	888.7	1,170.8	985.1	19,245.5	4,796.5	4,639.4	4,636.1	5,024.9	4,945.1
Bangladesh	513	31.0	4.8	6.9	7.8	6.1	10.3	344.4	58.0	84.6	83.0	97.8	79.0
Bhutan	514	0.2	0.0	0.1	0.1	0.0	0.1	0.0	0.0
Brunei Darussalam	516	1.6	0.1	0.1	0.0	0.0	1.4	0.4	0.0	0.0	0.4
Cambodia	522	8.8	3.4	4.3	2.2	0.9	1.4	95.3	7.8	8.0	67.6	13.1	6.7
China,P.R.: Mainland	924	1,901.2	554.5	443.0	478.6	458.8	520.7	15,564.4	3,812.5	3,747.7	3,658.6	4,095.6	4,062.5
Fiji	819	0.4	0.0	0.0	0.0	0.3	0.1	0.0	0.0	0.0	0.0
F.T. French Polynesia	887	0.5	0.1	0.1	0.1	0.2	0.1	0.0	0.0	0.0
F.T. New Caledonia	839	2.9	0.5	0.6	0.8	0.9	0.6	0.0	0.0	0.0	0.0
Guam	829	0.1	0.9	0.0	0.0	0.0	0.0
India	534	666.8	117.2	139.9	175.8	135.7	215.3	1,495.8	321.1	391.0	397.7	386.1	321.1
Indonesia	536	109.2	22.7	24.3	29.4	27.8	27.6	322.2	88.9	85.1	85.9	69.6	81.6
Lao People's Dem.Rep	544	1.5	0.3	0.7	0.3	0.1	0.4	0.0	0.0	0.0	0.0	0.0
Malaysia	548	152.4	46.1	45.4	38.6	31.3	37.1	312.3	172.1	70.2	73.5	79.2	89.5
Maldives	556	10.1	1.5	2.4	2.4	2.1	3.2	0.4	0.1	0.1	0.1	0.1	0.2
Marshall Islands	867	344.0	0.1	1.6	0.8	331.7	9.9	11.3	48.8	1.4	0.0	0.0	9.9

Poland (964)

In Millions of U.S. Dollars

		Exports (FOB)						Imports (CIF)					
		2016	2015Q4	2016Q1	2016Q2	2016Q3	2016Q4	2016	2015Q4	2016Q1	2016Q2	2016Q3	2016Q4
Mongolia	948	41.8	10.6	6.4	10.5	12.2	12.7	0.2	0.0	0.0	0.0	0.1	0.1
Myanmar	518	35.3	9.2	14.2	11.1	4.3	5.7	8.9	3.3	3.3	2.0	1.7	2.0
Nepal	558	1.2	0.0	0.1	0.2	0.2	0.7	0.2	0.1	0.0	0.1	0.0	0.0
Papua New Guinea	853	0.6	0.1	0.2	0.1	0.1	0.3	0.2	0.1	0.0	0.0	0.0
Philippines	566	62.2	7.9	8.9	23.6	13.2	16.4	148.3	50.9	26.5	31.8	41.4	48.7
Sri Lanka	524	30.2	4.7	4.9	6.3	11.8	7.1	31.9	7.8	9.0	5.9	8.5	8.5
Thailand	578	188.5	31.9	37.9	41.3	55.9	53.4	445.0	120.0	106.2	116.7	111.6	110.5
Timor-Leste	537	0.1	0.0	0.0	0.0	0.0
Vanuatu	846	6.1	0.9	0.0	1.2	4.8	0.1	5.7	0.5	0.0	1.1	4.6
Vietnam	582	235.2	59.5	47.0	57.1	71.3	59.7	456.9	103.6	106.2	112.1	114.7	123.9
Asia n.s.	598	4.2	0.7	2.2	0.4	0.9	0.8	1.6	1.1	0.0	0.0	0.4	1.2
Europe	170	26,955.9	6,556.9	5,980.4	6,917.8	6,880.4	7,177.3	23,670.3	5,979.3	5,500.1	5,998.8	6,021.2	6,150.3
Emerg. & Dev. Europe	903	15,161.3	3,551.9	3,568.9	3,877.5	3,825.1	3,889.7	8,784.0	2,029.6	2,171.4	2,189.8	2,244.5	2,178.3
Albania	914	50.3	11.7	10.6	13.0	12.9	13.9	3.5	0.8	0.9	1.0	1.0	0.7
Bosnia and Herzegovina	963	220.7	53.6	43.2	60.6	62.0	54.8	40.5	8.6	8.4	11.3	11.2	9.6
Bulgaria	918	1,110.7	249.8	236.5	302.0	277.7	294.5	570.9	134.6	146.5	160.6	128.7	135.0
Croatia	960	663.1	139.7	143.8	158.4	205.3	155.5	201.8	42.7	37.8	43.4	82.0	38.6
Faroe Islands	816	34.0	0.3	31.2	1.6	0.6	0.6	60.9	9.4	38.7	4.7	4.9	12.5
Gibraltar	823	66.2	1.9	11.5	38.2	13.7	2.8	54.8	2.2	10.5	30.0	12.8	1.6
Hungary	944	5,325.4	1,340.3	1,280.7	1,360.0	1,347.9	1,336.8	3,705.9	872.9	900.5	885.6	995.9	923.9
Kosovo	967	63.0	16.2	12.3	15.5	18.9	16.3	2.6	0.6	0.1	0.4	1.3	0.8
Macedonia, FYR	962	79.1	18.8	16.6	20.0	20.8	21.6	28.8	6.9	5.5	9.4	5.7	8.2
Montenegro	943	47.0	4.2	25.8	6.7	7.7	6.9	12.9	2.3	2.1	2.9	1.6	6.3
Romania	968	3,623.2	873.7	838.3	879.7	949.9	955.3	1,566.0	337.8	383.4	389.4	412.1	381.2
Serbia, Republic of	942	771.1	155.3	185.6	213.6	188.2	183.6	271.8	59.2	64.6	69.9	69.7	67.6
Turkey	186	3,107.6	686.5	732.8	808.2	719.6	847.1	2,263.8	551.6	572.6	581.2	517.6	592.4
CIS	901	11,792.0	3,004.5	2,411.0	3,039.8	3,054.2	3,287.0	14,886.2	3,949.7	3,328.7	3,808.9	3,776.7	3,971.9
Armenia	911	36.8	15.5	9.6	9.9	9.1	8.2	19.7	3.4	3.7	6.2	4.1	5.7
Azerbaijan, Rep. of	912	60.2	23.5	10.4	14.9	19.4	15.5	42.8	4.0	2.4	2.5	35.0	2.9
Belarus	913	1,347.9	355.3	298.2	375.5	322.8	351.5	804.9	177.0	232.0	204.8	202.7	165.5
Georgia	915	113.1	24.6	21.3	25.8	28.1	38.0	7.7	16.0	1.6	1.9	2.0	2.2
Kazakhstan	916	324.4	90.2	61.0	92.6	87.3	83.5	556.3	196.0	88.4	134.3	145.5	188.0
Kyrgyz Republic	917	16.9	6.2	3.1	4.9	3.7	5.0	1.8	0.6	0.5	0.5	0.4	0.5
Moldova	921	160.9	42.6	30.3	38.1	44.7	47.9	63.6	20.8	11.4	11.8	16.5	23.8
Russian Federation	922	5,764.1	1,424.6	1,208.1	1,554.8	1,507.9	1,493.3	11,363.3	3,085.5	2,550.4	2,959.2	2,858.4	2,995.3
Tajikistan	923	9.9	3.1	1.0	2.0	3.7	3.3	0.2	0.2	0.0	0.1	0.0	0.1
Turkmenistan	925	54.3	10.2	9.9	17.9	12.3	14.3	3.0	0.3	0.6	1.0	1.0	0.4
Ukraine	926	3,816.3	978.9	738.1	875.4	995.6	1,207.2	1,997.2	439.8	431.0	480.5	504.5	581.1
Uzbekistan	927	87.0	29.9	20.2	27.9	19.6	19.3	25.7	6.1	6.7	6.1	6.5	6.4
Europe n.s.	884	2.6	0.4	0.4	0.5	1.1	0.6	0.1	0.0	0.0	0.0	0.0	0.0
Mid East, N Africa, Pak	440	3,318.6	756.9	808.2	857.1	792.6	860.7	1,983.6	387.1	344.6	314.5	677.4	647.0
Afghanistan, I.R. of	512	5.3	2.0	1.4	1.6	1.2	1.1	0.1	0.0	0.1	0.0	0.0	0.0
Algeria	612	303.8	62.2	70.0	70.8	89.3	73.8	17.5	8.3	3.1	1.7	6.1	6.6
Bahrain, Kingdom of	419	24.3	3.9	7.0	6.2	5.2	5.8	7.1	1.3	2.5	1.1	2.0	1.5
Djibouti	611	7.4	2.1	2.1	1.7	1.8	1.8	0.0	0.0	0.0	0.0
Egypt	469	369.3	99.4	120.5	92.6	80.7	75.4	78.5	17.2	20.6	17.9	20.5	19.5
Iran, I.R. of	429	89.0	19.0	13.2	21.0	21.3	33.5	127.6	5.6	5.1	10.4	101.1	11.0
Iraq	433	76.8	34.6	19.2	19.6	17.3	20.8	401.7	151.2	79.2	61.0	80.2	181.3
Jordan	439	115.3	27.7	21.9	53.4	17.0	23.0	0.7	0.1	0.2	0.2	0.2	0.2
Kuwait	443	71.0	19.7	14.3	16.2	17.5	23.0	1.3	0.3	0.4	0.2	0.3	0.3
Lebanon	446	69.2	17.5	17.7	13.3	19.1	19.1	3.5	2.7	0.9	1.3	0.9	0.5
Libya	672	29.0	11.1	8.4	9.0	5.4	6.2	0.1	0.0	0.1	0.0	0.0
Mauritania	682	7.3	7.4	1.3	2.0	1.2	2.8	0.1	0.1	0.0
Morocco	686	308.7	68.8	82.3	86.6	75.9	63.9	99.9	25.7	26.1	19.8	30.5	23.5
Oman	449	50.2	10.0	9.0	11.2	12.3	17.7	12.4	1.6	5.3	2.3	2.3	2.4
Pakistan	564	125.1	25.5	21.2	37.4	23.5	43.0	136.8	35.0	30.9	34.4	34.8	36.6
Qatar	453	81.4	15.8	20.5	16.8	20.5	23.6	289.4	3.4	4.1	38.8	124.9	121.6
Saudi Arabia	456	740.4	149.0	166.7	160.1	176.1	237.5	553.9	85.2	110.4	41.8	215.0	186.7
Somalia	726	0.6	0.4	0.1	0.2	0.1	0.3	0.0	0.0	0.0
Sudan	732	13.0	1.8	2.1	1.6	7.1	2.2	25.9	0.1	0.5	24.8	0.4	0.3

Poland (964)

In Millions of U.S. Dollars

		Exports (FOB)						Imports (CIF)					
		2016	2015Q4	2016Q1	2016Q2	2016Q3	2016Q4	2016	2015Q4	2016Q1	2016Q2	2016Q3	2016Q4
Syrian Arab Republic	463	6.2	2.1	2.7	1.1	1.0	1.4	0.4	0.2	0.2	0.0	0.1	0.1
Tunisia	744	138.5	31.7	31.7	29.5	45.7	31.6	107.3	27.6	30.0	28.8	25.0	23.5
United Arab Emirates	466	656.7	141.0	169.4	192.5	147.8	147.1	117.8	21.4	24.6	29.3	32.8	31.2
West Bank and Gaza	487	10.9	1.5	2.1	3.0	2.5	3.3	1.8	0.3	0.5	0.6	0.3	0.4
Yemen, Republic of	474	19.1	2.6	3.5	9.7	3.1	2.8	0.0	0.0
Sub-Saharan Africa	603	1,331.6	384.6	306.8	383.3	320.1	321.5	764.2	203.2	197.4	232.1	179.7	155.1
Angola	614	20.7	9.4	6.9	4.5	4.8	4.5	2.1	0.7	0.4	0.7	0.7	0.3
Benin	638	22.6	6.0	3.2	11.1	3.6	4.6	0.0	0.0	0.0
Botswana	616	2.0	0.1	0.2	0.3	1.2	0.4	0.0	0.0	0.0	0.0
Burkina Faso	748	3.0	3.1	0.3	1.6	0.5	0.5	0.4	0.0	0.3	0.1	0.0
Burundi	618	0.2	0.0	0.0	0.0	0.1	0.0	1.2	0.2	0.8	0.2	0.1	0.2
Cabo Verde	624	1.2	0.3	0.2	0.2	0.5	0.2	0.0	0.0	0.0	0.0	0.0
Cameroon	622	15.2	5.1	4.0	4.9	2.7	3.7	2.3	1.1	0.5	0.6	0.7	0.5
Central African Rep.	626	0.5	0.1	0.1	0.1	0.2	0.1	0.0	0.0	0.0	0.0	0.0	0.0
Chad	628	3.0	1.6	0.9	0.8	0.3	1.1	0.0	0.0	0.0
Comoros	632	0.9	0.2	0.2	0.2	0.3	0.2	0.0	0.1	0.0
Congo, Dem. Rep. of	636	10.7	1.4	2.6	4.4	1.4	2.3	0.0
Congo, Republic of	634	24.1	21.5	3.6	6.0	7.8	6.6	1.8	0.2	0.1	0.5	0.7	0.4
Côte d'Ivoire	662	21.4	3.6	5.3	4.3	6.4	5.4	113.5	34.6	29.1	30.9	28.2	25.4
Equatorial Guinea	642	1.4	0.5	0.2	0.4	0.4	0.5	0.0	0.0	0.0	0.0	0.0
Ethiopia	644	59.9	11.0	19.4	1.9	28.9	9.8	0.7	0.2	0.2	0.1	0.0	0.3
Gabon	646	9.4	2.7	2.5	2.0	2.3	2.5	24.4	5.6	18.5	0.7	1.0	4.2
Gambia, The	648	6.1	0.7	1.5	0.9	1.1	2.5	0.0	0.0	0.0	0.0	0.0	0.0
Ghana	652	37.3	13.0	8.6	9.3	9.2	10.2	29.6	13.2	10.2	10.0	7.5	1.8
Guinea	656	24.6	4.2	7.0	5.5	5.5	6.6	3.9	1.0	0.7	1.3	0.6	1.3
Guinea-Bissau	654	2.5	0.2	1.4	0.3	0.6	0.2	0.0	0.0
Kenya	664	49.5	17.9	15.1	7.5	12.7	14.1	19.8	8.0	6.6	4.4	4.6	4.2
Lesotho	666	0.0	0.2	0.0	0.0	0.0	0.0	0.0	0.0	0.0
Liberia	668	179.5	67.0	16.1	110.1	29.4	24.0	202.1	57.2	44.4	89.7	32.4	35.7
Madagascar	674	1.9	0.5	0.4	0.6	0.4	0.6	0.3	0.2	0.1	0.1	0.0	0.0
Malawi	676	3.7	0.3	0.4	0.6	1.5	1.1	6.5	6.1	1.8	0.8	0.8	3.2
Mali	678	6.6	1.7	1.5	2.1	1.6	1.5	0.0	0.0	0.0	0.0
Mauritius	684	8.2	2.5	1.3	1.7	2.5	2.7	6.2	1.3	1.7	1.9	1.6	1.0
Mozambique	688	38.5	2.1	15.1	9.3	5.9	8.3	37.2	7.3	8.2	14.8	6.5	7.8
Namibia	728	1.3	0.2	0.1	0.1	0.1	0.9	1.2	0.4	0.2	0.4	0.4	0.2
Niger	692	2.0	1.2	0.2	0.5	0.6	0.6	0.0	0.0	0.0	0.0	0.0
Nigeria	694	86.9	46.5	18.1	19.4	19.7	29.8	43.6	2.3	4.4	5.3	31.0	2.9
Rwanda	714	2.0	0.1	1.3	0.0	0.5	0.0	1.2	0.5	0.2	0.2	0.5	0.4
São Tomé & Príncipe	716	0.1	0.0	0.0	0.1	0.0	0.0	0.0
Senegal	722	50.6	11.9	11.7	15.9	10.1	12.8	25.6	5.7	9.8	8.1	2.9	4.8
Seychelles	718	2.3	0.1	0.4	0.8	0.2	0.9	0.4	0.5	0.4	0.0	0.0
Sierra Leone	724	4.7	0.7	0.8	0.6	0.6	2.6	0.1	0.0	0.0	0.0	0.0	0.0
South Africa	199	555.5	135.9	137.5	138.1	142.9	136.9	170.1	39.3	30.9	44.9	46.3	47.9
South Sudan, Rep. of	733	0.1	0.0	0.0	0.1	0.0
Tanzania	738	29.9	2.9	4.3	10.5	2.1	13.0	20.9	11.2	11.8	3.0	1.0	5.2
Togo	742	16.1	3.5	5.6	3.7	3.7	3.2	5.0	1.4	3.7	0.0
Uganda	746	15.9	3.8	5.7	2.6	4.9	2.7	11.8	4.2	2.3	3.3	2.9	3.3
Zambia	754	2.6	0.7	0.4	0.5	0.8	0.8	2.7	0.3	0.0	2.7	0.0	0.0
Zimbabwe	698	7.3	0.1	2.3	0.1	2.0	2.9	29.8	1.5	13.4	3.4	9.2	3.8
Western Hemisphere	205	1,963.6	529.4	423.0	524.4	477.9	538.4	2,516.5	729.4	620.8	671.5	585.0	639.3
Antigua and Barbuda	311	186.9	30.0	46.9	18.8	45.9	75.4	143.8	33.9	32.8	14.8	51.9	44.3
Argentina	213	78.9	17.9	17.0	17.0	24.9	19.9	623.9	125.7	174.3	156.9	146.4	146.3
Aruba	314	0.8	0.1	0.1	0.1	0.2	0.4	0.0	0.0	0.0	0.0
Bahamas, The	313	337.7	94.1	69.4	110.2	24.3	133.7	271.0	76.3	65.2	108.3	38.0	59.6
Barbados	316	3.9	0.1	3.4	0.1	0.1	0.3	6.8	0.0	6.7	0.0	0.0	0.0
Belize	339	1.8	0.6	0.5	0.7	0.1	0.6	0.0	0.0
Bermuda	319	0.1	0.0	0.0	0.0	0.1	0.0	0.0	0.0	0.0	0.0	0.0	0.0
Bolivia	218	3.6	1.1	1.0	0.6	1.1	1.0	4.6	2.1	3.0	0.2	0.5	0.9
Brazil	223	362.1	83.9	79.2	101.9	93.1	88.0	602.9	152.6	119.5	182.4	128.3	172.7
Chile	228	95.4	26.2	19.2	22.6	29.7	23.9	102.5	32.0	30.1	30.2	19.7	22.5

Poland (964)

In Millions of U.S. Dollars

		Exports (FOB)						Imports (CIF)					
		2016	2015Q4	2016Q1	2016Q2	2016Q3	2016Q4	2016	2015Q4	2016Q1	2016Q2	2016Q3	2016Q4
Colombia	233	98.0	18.2	19.2	26.9	27.6	24.3	51.9	9.3	13.5	13.2	9.4	15.8
Costa Rica	238	12.2	2.8	2.3	2.5	3.9	3.6	7.9	1.8	2.1	2.3	1.4	1.9
Curacao	354	5.8	0.6	0.3	0.4	4.8	0.3	0.4	0.0	0.4	0.0	0.0
Dominica	321	0.4	0.0	0.0	0.2	0.1	0.1	19.5	0.0	19.0	0.0	0.5
Dominican Republic	243	10.3	3.7	1.8	2.1	3.7	2.7	4.6	1.6	0.8	1.2	1.9	0.7
Ecuador	248	12.2	1.9	3.1	2.8	3.4	3.0	107.5	26.8	33.2	29.8	26.0	18.6
El Salvador	253	3.0	0.3	0.9	0.7	0.8	0.5	0.1	0.0	0.0	0.0	0.0	0.0
Greenland	326	24.4	0.0	10.5	0.5	11.4	2.1	13.7	0.5	0.2	0.0	1.3	12.1
Grenada	328	0.0	0.0	0.0	0.0	0.0	0.1	0.1	0.0
Guatemala	258	6.8	1.2	0.8	1.5	2.0	2.4	10.4	6.1	0.7	0.7	0.5	8.4
Guyana	336	2.6	0.3	0.6	0.3	1.0	0.6	0.8	0.1	0.0	0.7
Haiti	263	4.8	1.1	1.4	1.5	1.0	1.0	0.1	0.0	0.0	0.0	0.0	0.0
Honduras	268	3.0	0.3	0.7	1.0	0.6	0.8	4.2	0.2	0.9	1.2	1.1	1.0
Jamaica	343	3.3	0.3	0.3	0.9	0.6	1.6	0.0	0.0	0.0	0.0	0.0	0.0
Mexico	273	528.6	118.8	109.7	156.4	141.3	121.3	243.8	72.6	71.1	58.2	56.3	58.2
Nicaragua	278	1.2	0.6	0.2	0.2	0.3	0.6	11.8	0.9	0.6	2.0	2.5	6.7
Panama	283	57.1	43.3	9.0	8.0	33.1	7.0	24.9	65.1	0.0	0.1	24.6	0.2
Paraguay	288	5.2	2.1	0.8	1.5	1.5	1.5	181.1	36.0	30.1	46.9	52.8	51.3
Peru	293	56.3	14.3	11.4	19.0	12.9	12.9	11.8	3.0	3.4	2.8	2.2	3.5
Sint Maarten	352	1.0	0.1	0.9	0.0	0.0	0.0	0.0	0.0
St. Kitts and Nevis	361	3.7	0.0	0.0	3.6	0.0	9.1	20.2	9.0	0.1	0.0
St. Lucia	362	0.3	0.2	0.0	0.1	0.1	0.1	0.0	0.0	0.0
St. Vincent & Grens.	364	3.9	0.1	1.8	1.5	0.6	0.0	8.6	1.7	1.2	5.1	0.5
Suriname	366	4.7	1.7	0.8	1.4	1.4	1.1	0.0	0.0	0.0	0.0	0.0	0.0
Trinidad and Tobago	369	3.1	1.1	1.0	0.5	0.7	0.9	0.0	0.0	0.0	0.0	0.0	0.0
Uruguay	298	12.7	2.1	2.8	4.0	3.5	2.4	27.3	8.1	6.9	5.9	9.6	4.9
Venezuela, Rep. Bol.	299	19.9	14.3	5.4	11.6	1.2	1.7	21.4	5.6	4.8	3.7	4.3	8.7
Western Hem. n.s.	399	7.7	45.7	0.8	3.0	1.1	2.8	0.0	49.0	0.0	0.0	0.0
Other Countries n.i.e	910	48.4	15.8	18.5	13.7	5.3	10.9	0.4	0.2	0.3	0.1	0.0	0.0
Cuba	928	48.2	15.3	18.4	13.7	5.3	10.8	0.0	0.0	0.0	0.0	0.0	0.0
Korea, Dem. People's Rep.	954	0.2	0.4	0.0	0.0	0.0	0.0	0.4	0.1	0.3	0.1	0.0	0.0
Special Categories	899	55.9	23.6	13.9	16.9	11.1	14.0	0.4	3.2	0.0	0.1	0.0	0.3
Countries & Areas n.s.	898	362.7	302.6	149.2	60.4	52.5	100.5	696.1	215.1	196.1	245.7	117.2	137.1
Memorandum Items													
Africa	605	2,110.9	558.9	496.3	575.6	541.2	497.8	1,015.0	264.8	257.1	307.2	241.8	208.9
Middle East	405	2,408.8	555.0	596.0	625.7	546.8	640.3	1,595.9	290.5	253.9	205.0	580.4	556.6
European Union	998	161,087.6	39,849.7	39,855.7	41,650.5	39,460.3	40,121.1	142,296.8	35,511.3	34,447.8	36,692.4	35,840.7	35,315.9
Export earnings: fuel	080	8,629.1	2,136.4	1,852.6	2,288.9	2,212.0	2,275.6	13,751.9	3,616.7	2,954.4	3,337.7	3,678.6	3,781.2
Export earnings: nonfuel	092	193,885.9	48,398.9	47,365.0	50,260.0	47,621.9	48,638.9	183,527.5	46,170.6	44,539.8	46,887.4	46,035.2	46,065.2

Portugal (182)

In Millions of U.S. Dollars

		Exports (FOB)						Imports (CIF)					
		2016	2015Q4	2016Q1	2016Q2	2016Q3	2016Q4	2016	2015Q4	2016Q1	2016Q2	2016Q3	2016Q4
IFS World		55,661.5	13,690.1	13,194.5	14,495.4	13,825.0	14,147.0	67,472.2	16,637.9	15,864.5	17,417.4	16,770.8	17,420.5
World	001	55,675.1	13,690.1	13,174.1	14,495.4	13,834.5	14,171.1	67,614.2	16,637.9	15,864.5	17,417.4	16,844.7	17,487.6
Advanced Economies	110	45,028.6	10,765.5	10,886.5	11,963.1	11,093.2	11,085.8	53,876.9	13,241.1	12,776.4	13,970.2	13,200.3	13,930.0
Euro Area	163	35,045.5	8,352.6	8,561.3	9,314.0	8,632.1	8,538.1	47,429.8	11,718.9	11,193.3	12,240.8	11,697.3	12,298.4
Austria	122	326.5	84.6	85.4	93.3	71.0	76.8	353.1	89.4	84.1	92.5	78.3	98.2
Belgium	124	1,349.0	307.6	364.7	337.9	331.0	315.4	1,906.4	451.7	457.2	478.9	471.5	498.9
Cyprus	423	41.2	11.5	9.3	12.0	8.7	11.2	5.2	1.2	1.0	1.6	1.3	1.3
Estonia	939	25.4	6.6	6.1	7.4	5.6	6.2	26.4	4.8	5.4	8.6	5.0	7.4
Finland	172	248.0	50.2	46.6	65.1	58.9	77.4	168.5	36.6	36.4	38.1	44.6	49.3
France	132	7,010.4	1,706.6	1,762.4	1,894.7	1,678.8	1,674.5	5,266.2	1,221.8	1,279.8	1,389.9	1,221.5	1,374.9
Germany	134	6,486.8	1,536.2	1,571.5	1,776.0	1,590.0	1,549.3	9,138.7	2,175.7	2,156.3	2,422.2	2,214.4	2,345.8
Greece	174	138.8	33.9	35.0	36.2	32.3	35.3	158.4	34.8	42.7	34.6	45.6	35.5
Ireland	178	372.4	65.7	95.4	109.5	87.6	79.9	593.1	127.8	144.9	145.8	152.7	149.7
Italy	136	1,914.1	472.2	459.3	498.6	429.2	527.0	3,704.9	941.5	886.9	956.8	887.9	973.3
Latvia	941	22.8	5.6	5.7	6.6	6.5	4.1	13.6	1.8	2.4	2.1	3.8	5.3
Lithuania	946	38.2	15.5	10.9	10.5	7.6	9.3	70.6	13.6	17.3	17.1	19.3	16.9
Luxembourg	137	108.3	26.1	22.8	23.4	25.2	36.9	118.0	36.4	23.1	42.0	28.0	24.9
Malta	181	25.6	10.9	5.5	9.8	4.6	5.6	17.3	4.6	4.2	5.5	4.4	3.3
Netherlands	138	2,073.7	546.7	536.6	499.3	529.8	508.0	3,453.1	849.1	807.1	883.8	874.5	887.7
Slovak Republic	936	249.9	49.3	53.4	63.9	64.6	68.0	227.3	57.2	56.2	57.5	50.5	63.0
Slovenia	961	32.0	7.9	7.8	7.8	8.2	8.2	59.3	12.4	13.3	15.5	14.8	15.7
Spain	184	14,582.4	3,415.6	3,482.7	3,861.9	3,692.6	3,545.1	22,149.9	5,658.6	5,175.0	5,648.4	5,579.4	5,747.2
Australia	193	135.4	31.3	32.4	31.9	33.7	37.4	15.0	3.8	3.0	3.2	5.3	3.4
Canada	156	311.9	82.4	86.0	81.2	78.6	66.1	183.2	36.5	49.3	31.3	41.8	60.8
China,P.R.: Hong Kong	532	157.9	34.7	37.0	40.6	37.0	43.3	36.0	7.7	6.5	8.7	11.4	9.4
China,P.R.: Macao	546	41.1	7.6	6.9	19.8	6.1	8.3	1.1	0.1	0.1	0.3	0.6	0.1
Czech Republic	935	327.1	80.8	86.5	94.2	77.0	69.4	520.9	125.0	136.7	147.9	117.5	118.7
Denmark	128	371.7	85.9	89.6	90.0	97.4	94.7	318.4	86.3	63.3	73.6	94.1	87.4
Iceland	176	19.0	1.7	4.4	5.6	4.5	4.5	8.6	0.7	7.1	0.4	0.5	0.6
Israel	436	168.1	41.5	32.9	44.2	44.3	46.7	112.4	31.7	29.6	28.1	29.9	24.8
Japan	158	153.5	42.7	35.3	39.3	37.9	41.0	330.9	79.3	89.1	91.2	69.9	80.7
Korea, Republic of	542	117.2	26.9	26.2	29.5	30.8	30.6	361.3	85.0	97.9	95.7	91.4	76.3
New Zealand	196	19.6	8.1	4.4	3.8	6.0	5.5	25.2	3.8	7.5	8.3	6.0	3.3
Norway	142	195.5	67.2	42.5	51.4	53.5	48.1	118.5	15.2	15.4	75.7	5.7	21.7
San Marino	135	0.8	0.2	0.2	0.1	0.4	0.2	0.5	0.2	0.1	0.1	0.1	0.1
Singapore	576	49.6	15.8	12.7	10.2	13.8	12.9	61.7	11.5	13.3	14.7	17.1	16.6
Sweden	144	530.7	115.2	148.2	128.0	127.9	126.4	760.3	168.2	167.7	232.1	167.6	192.8
Switzerland	146	592.5	121.8	138.4	168.5	141.1	144.5	298.7	69.4	80.4	74.8	70.7	72.8
Taiwan Prov.of China	528	144.1	14.8	19.8	27.9	39.2	57.3	237.9	40.2	61.9	60.2	54.3	61.5
United Kingdom	112	3,919.2	976.7	962.9	1,037.4	950.8	968.1	2,087.1	506.0	516.0	531.5	519.3	520.2
United States	111	2,728.1	657.7	558.9	745.5	681.1	742.7	969.7	251.4	238.3	251.5	199.7	280.2
Emerg. & Dev. Economies	200	9,799.7	2,695.0	2,139.9	2,333.3	2,479.3	2,847.2	13,422.5	3,318.4	2,996.5	3,376.8	3,568.5	3,480.6
Emerg. & Dev. Asia	505	986.2	278.0	203.0	231.3	272.8	279.1	3,357.7	781.6	831.3	802.2	884.8	839.3
American Samoa	859	0.5	0.5
Bangladesh	513	7.3	3.4	1.2	1.0	0.6	4.5	60.9	11.9	13.4	10.5	20.5	16.5
Brunei Darussalam	516	2.0	0.9	0.7	0.5	0.0	0.9	0.0	0.1	0.0
Cambodia	522	3.3	0.7	0.1	1.8	0.2	1.1	8.6	1.7	1.3	1.9	2.2	3.2
China,P.R.: Mainland	924	748.1	211.0	152.2	172.0	216.0	208.0	2,011.9	478.3	512.7	479.2	522.8	497.1
Fiji	819	0.2	0.0	0.1	0.0	0.0	13.2	10.8	2.0	0.4
F.T. French Polynesia	887	1.3	0.4	0.4	0.2	0.3	0.4	0.0	0.0
F.T. New Caledonia	839	2.0	0.9	0.4	0.5	0.6	0.5	0.0	0.0	0.0
Guam	829	0.0	0.1	0.0	0.0
India	534	102.0	23.0	20.7	28.8	25.1	27.5	577.3	129.5	137.2	136.2	149.1	154.7
Indonesia	536	20.2	10.2	6.9	2.5	2.8	8.0	158.9	34.4	38.1	42.5	42.8	35.6
Lao People's Dem.Rep	544	0.4	0.1	0.2	0.1	2.5	1.7	1.2	0.5	0.5	0.4
Malaysia	548	18.9	4.4	3.7	5.7	4.8	4.8	56.2	13.0	12.0	15.2	14.5	14.5
Maldives	556	0.4	0.1	0.1	0.0	0.2	0.1	0.1	0.0	0.0	0.0	0.0	0.0
Marshall Islands	867	0.5	0.1	0.1	0.1	0.1	0.2	0.0	0.0	0.0	0.0	0.0	0.0
Mongolia	948	0.2	0.0	0.1	0.0	0.1	0.0	0.0	0.0
Myanmar	518	0.7	0.0	0.1	0.1	0.3	0.2	1.7	0.0	0.3	0.2	0.7	0.4

Portugal (182)

In Millions of U.S. Dollars

		Exports (FOB)						Imports (CIF)					
		2016	2015Q4	2016Q1	2016Q2	2016Q3	2016Q4	2016	2015Q4	2016Q1	2016Q2	2016Q3	2016Q4
Nepal	558	0.0	0.0	0.0	0.0	0.0	0.0	0.4	0.0	0.1	0.2	0.1	0.0
Papua New Guinea	853	0.1	0.1	0.0	0.0	0.6	0.2	0.1	0.5	0.1
Philippines	566	15.0	1.8	2.4	2.1	5.8	4.7	27.3	5.2	6.4	5.5	8.8	6.6
Sri Lanka	524	6.1	1.4	1.5	1.3	1.7	1.6	8.2	1.3	1.8	1.8	2.4	2.1
Thailand	578	25.0	6.9	6.3	6.1	5.6	7.0	151.5	33.0	38.6	40.8	35.4	36.7
Timor-Leste	537	9.1	4.8	2.2	1.8	2.0	3.1	1.0	0.2	0.3	0.3	0.2	0.1
Vietnam	582	23.2	8.0	3.8	6.6	6.4	6.4	276.9	71.1	57.1	65.2	84.3	70.4
Europe	170	2,279.2	533.6	487.2	544.5	621.5	626.0	4,473.5	1,066.3	845.1	1,238.3	1,061.5	1,328.6
Emerg. & Dev. Europe	903	2,062.3	476.7	438.1	490.7	559.2	574.4	2,074.2	471.6	472.1	537.1	472.6	592.4
Albania	914	6.7	2.3	1.5	1.2	1.9	2.1	0.3	0.1	0.1	0.1	0.0	0.1
Bosnia and Herzegovina	963	2.9	0.5	0.4	0.9	1.0	0.5	1.5	0.1	0.1	0.3	0.4	0.7
Bulgaria	918	83.4	21.3	20.7	15.3	18.3	29.1	113.4	21.3	31.1	35.4	25.7	21.3
Croatia	960	24.9	4.7	6.0	7.2	7.0	4.7	54.2	15.6	11.0	15.6	11.3	16.3
Faroe Islands	816	2.8	0.7	1.1	0.8	0.5	0.4	0.1	0.0	0.1
Gibraltar	823	148.1	34.8	29.1	17.7	22.7	78.6	0.6	1.7	0.5	0.0	0.1	0.1
Hungary	944	236.5	53.3	51.8	66.2	64.6	53.9	338.1	73.2	71.4	84.6	82.4	99.7
Kosovo	967	0.8	0.2	0.1	0.3	0.3	0.1	0.0	0.0	0.0
Macedonia, FYR	962	11.1	1.1	1.8	3.4	3.9	2.1	10.4	0.6	0.9	1.1	6.6	1.8
Montenegro	943	0.8	0.0	0.0	0.3	0.3	0.2	0.0	0.0	0.0	0.0	0.0
Poland	964	636.0	159.1	157.0	165.4	156.5	157.1	806.8	167.4	194.4	217.4	186.5	208.6
Romania	968	429.8	74.0	77.2	78.9	160.1	113.6	134.6	55.2	21.6	21.7	29.7	61.5
Serbia, Republic of	942	11.2	2.0	2.3	3.9	2.5	2.6	28.9	5.7	6.4	4.9	4.0	13.6
Turkey	186	467.2	122.6	89.1	129.1	119.6	129.4	585.2	130.7	134.6	156.0	125.7	168.8
CIS	901	213.3	56.1	48.3	52.8	61.2	51.0	2,399.1	594.7	372.9	701.2	588.9	736.1
Armenia	911	2.8	0.8	0.6	0.8	0.6	0.8	0.0	0.0	0.0	0.0	0.0
Azerbaijan, Rep. of	912	2.0	0.7	0.7	0.4	0.4	0.5	502.3	113.1	149.6	106.4	125.7	120.5
Belarus	913	5.8	1.5	1.3	1.4	1.4	1.7	1.9	0.2	1.8	0.1	0.0	0.0
Georgia	915	8.5	4.2	1.8	2.2	2.5	2.0	1.2	0.0	0.0	0.0	1.1	0.1
Kazakhstan	916	5.3	2.3	1.5	1.1	1.3	1.3	338.9	149.8	67.6	136.5	50.0	84.8
Kyrgyz Republic	917	0.1	0.0	0.0	0.0	0.1	0.1	0.1	0.1	0.0
Moldova	921	3.3	1.1	0.6	0.9	0.8	1.0	5.9	1.7	0.1	0.2	3.4	2.2
Russian Federation	922	158.3	38.7	36.1	38.2	46.5	37.5	1,308.6	228.7	60.7	403.7	380.2	464.0
Tajikistan	923	2.2	2.2	0.0	0.0	0.0	0.0
Turkmenistan	925	2.2	0.8	1.0	0.4	0.2	0.7	1.3	0.1	0.4	0.3	0.3	0.4
Ukraine	926	22.2	5.9	4.6	5.0	7.3	5.3	233.1	100.5	91.8	51.7	26.6	63.1
Uzbekistan	927	0.4	0.0	0.0	0.2	0.2	0.0	5.8	0.5	1.0	2.2	1.5	1.1
Europe n.s.	884	3.5	0.8	0.8	1.0	1.1	0.6	0.2	0.1	0.1	0.0	0.1	0.0
Mid East, N Africa, Pak	440	2,293.9	587.9	538.7	642.3	500.0	612.9	1,626.3	482.8	375.0	391.1	384.0	476.2
Afghanistan, I.R. of	512	1.1	0.1	0.4	0.1	0.6	0.0	0.1	0.0	0.0	0.1	0.0
Algeria	612	517.8	160.7	112.7	177.1	108.5	119.4	412.9	174.1	145.8	91.6	68.7	106.7
Bahrain, Kingdom of	419	5.9	2.3	1.9	1.3	1.6	1.1	0.3	0.1	0.2	0.0	0.1	0.0
Djibouti	611	18.0	0.3	0.0	17.6	0.2	0.1	0.5	0.0	0.3	0.2
Egypt	469	126.5	30.8	44.2	31.9	25.7	24.6	87.0	24.7	26.8	25.1	17.2	17.9
Iran, I.R. of	429	19.7	3.8	1.9	2.9	5.4	9.5	38.0	15.7	12.6	16.9	7.8	0.7
Iraq	433	27.6	3.0	2.1	2.7	10.3	12.5	205.3	0.3	28.2	44.6	40.4	92.0
Jordan	439	37.7	7.8	8.8	8.4	9.3	11.1	12.3	0.4	2.4	1.2	4.0	4.7
Kuwait	443	29.2	8.0	5.3	9.0	8.6	6.3	10.2	3.7	2.2	2.4	2.4	3.2
Lebanon	446	52.7	12.1	9.9	19.4	11.1	12.3	8.4	1.4	2.0	2.5	1.6	2.3
Libya	672	39.2	4.5	7.2	11.8	9.7	10.5	1.4	2.9	0.3	1.1
Mauritania	682	10.1	0.9	1.7	3.1	1.5	3.7	6.6	2.7	0.4	0.2	2.6	3.5
Morocco	686	788.4	174.8	181.1	193.2	184.0	230.2	172.0	47.8	42.5	47.8	40.0	41.7
Oman	449	20.2	6.8	10.4	4.5	1.2	4.2	1.2	6.6	0.2	0.1	0.6	0.4
Pakistan	564	33.6	7.9	6.7	13.7	4.6	8.6	112.4	26.3	30.6	28.0	28.8	24.9
Qatar	453	31.7	6.3	6.2	11.2	6.8	7.4	15.4	4.5	4.3	3.8	2.9	4.4
Saudi Arabia	456	134.6	44.1	30.2	36.9	25.3	42.2	511.1	158.0	69.9	120.4	158.5	162.3
Somalia	726	0.5	0.2	0.1	0.0	0.1	0.3
Sudan	732	8.5	1.3	1.8	2.2	1.3	3.3
Syrian Arab Republic	463	10.7	1.3	1.8	1.4	2.5	5.0	1.1	0.1	0.1	0.3	0.3	0.4
Tunisia	744	200.1	56.2	59.8	49.9	41.3	49.2	11.1	5.7	2.5	3.6	2.8	2.2
United Arab Emirates	466	178.9	54.5	44.2	43.7	40.2	50.7	18.6	7.7	3.8	2.3	5.0	7.5

Portugal (182)

In Millions of U.S. Dollars

		Exports (FOB)						Imports (CIF)					
		2016	2015Q4	2016Q1	2016Q2	2016Q3	2016Q4	2016	2015Q4	2016Q1	2016Q2	2016Q3	2016Q4
West Bank and Gaza	487	0.4	0.0	0.0	0.1	0.0	0.3	0.3	0.0	0.0	0.3
Yemen, Republic of	474	0.8	0.1	0.1	0.2	0.1	0.5
Sub-Saharan Africa	603	2,863.6	911.6	645.2	637.2	716.9	864.3	1,697.5	566.1	387.5	257.3	591.4	461.3
Angola	614	1,657.2	561.1	333.8	330.6	413.2	579.7	898.4	216.3	239.6	131.9	290.6	236.3
Benin	638	10.7	2.3	2.5	3.7	2.4	2.1	1.4	0.3	0.2	0.6	0.6
Botswana	616	1.0	0.0	0.0	0.0	1.0	0.0	0.0	0.0	0.0	0.0
Burkina Faso	748	9.1	2.5	2.4	2.0	2.2	2.6	1.9	0.8	1.2	0.7	0.1
Burundi	618	0.1	0.0	0.0	0.0	0.1	0.0	0.0
Cabo Verde	624	286.7	60.8	63.5	71.4	79.9	71.9	12.5	3.1	3.5	3.2	2.9	2.9
Cameroon	622	26.2	7.8	4.7	6.4	7.4	7.6	91.1	86.6	34.4	4.7	47.8	4.2
Central African Rep.	626	0.4	0.0	0.2	0.0	0.1	0.0	3.0	0.9	0.8	0.9	0.8	0.5
Chad	628	2.9	0.7	1.0	0.4	1.0	0.5	6.0	2.0	1.7	1.8	1.0	1.5
Comoros	632	0.7	0.0	0.1	0.5	0.1	0.0	0.0	0.0
Congo, Dem. Rep. of	636	4.3	3.1	1.4	1.0	1.2	0.7	5.0	1.8	1.3	0.8	1.7	1.3
Congo, Republic of	634	10.2	8.5	2.4	1.4	2.4	3.9	9.5	2.7	2.5	5.0	1.1	0.9
Côte d'Ivoire	662	39.2	14.3	11.2	9.2	9.0	9.9	31.7	7.4	8.3	8.6	5.8	9.0
Equatorial Guinea	642	22.5	5.1	5.2	6.8	7.8	2.7	96.5	52.5	2.1	4.1	47.8	42.6
Ethiopia	644	10.1	2.0	2.3	2.2	3.3	2.3	5.3	0.8	0.7	1.8	1.6	1.2
Gabon	646	8.7	1.9	2.6	2.9	1.8	1.3	45.5	1.6	1.8	0.8	42.2	0.7
Gambia, The	648	1.8	1.0	0.7	0.5	0.3	0.3	0.4	0.1	0.2	0.3
Ghana	652	42.1	10.1	18.5	9.7	7.8	6.0	62.9	48.0	2.0	2.4	3.3	55.2
Guinea	656	15.2	5.6	2.8	6.2	3.4	2.9	1.2	0.3	0.5	0.2	0.5
Guinea-Bissau	654	87.0	20.4	21.1	22.0	24.5	19.5	0.3	0.1	0.1	0.0	0.1	0.0
Kenya	664	23.0	2.1	2.7	2.8	7.3	10.1	6.2	1.7	0.9	1.6	1.1	2.6
Lesotho	666	0.1	0.1
Liberia	668	2.8	0.2	0.6	0.5	0.4	1.2	0.1	0.0	0.0	0.0	0.1	0.0
Madagascar	674	7.9	1.9	1.2	2.5	2.2	2.0	8.4	2.6	1.6	0.9	3.2	2.7
Malawi	676	2.0	0.4	0.5	0.4	0.5	0.6	27.0	8.4	9.8	7.1	3.5	6.6
Mali	678	4.9	0.8	0.4	1.1	0.8	2.7	5.8	1.7	0.7	2.4	1.0	1.6
Mauritius	684	5.0	1.2	1.1	1.2	1.3	1.4	13.7	3.3	2.9	3.9	2.5	4.4
Mozambique	688	237.8	97.9	69.4	60.0	58.1	50.3	39.5	15.3	11.3	5.5	12.6	10.0
Namibia	728	2.6	0.7	0.5	0.4	0.7	1.0	28.8	5.3	4.4	10.1	9.0	5.3
Niger	692	1.6	0.7	0.2	1.0	0.3	0.1
Nigeria	694	30.6	6.6	8.2	5.5	8.0	9.0	10.4	51.6	2.6	3.5	2.3	2.0
Rwanda	714	1.5	0.2	0.1	0.8	0.4	0.1	0.0	0.0	0.0
São Tomé & Príncipe	716	71.1	18.1	15.9	20.6	19.1	15.6	0.4	0.0	0.0	0.1	0.1	0.1
Senegal	722	38.5	13.6	6.7	13.8	8.0	10.0	27.3	4.0	6.1	5.7	9.3	6.3
Seychelles	718	3.7	0.9	0.4	0.9	0.8	1.5	0.0	0.0
Sierra Leone	724	2.1	0.3	0.2	0.5	0.7	0.6	0.5	0.0	0.3	0.1	0.1
South Africa	199	161.8	53.8	44.0	43.7	34.4	39.7	170.9	29.3	31.7	32.7	73.0	33.4
Swaziland	734	2.9	0.9	0.7	0.8	0.8	0.7	23.4	0.6	0.0	0.4	9.2	13.8
Tanzania	738	4.2	1.1	0.4	0.6	1.3	1.8	27.7	6.6	6.7	8.9	7.1	5.1
Togo	742	16.6	0.9	14.3	0.8	1.0	0.6	2.2	0.1	0.7	0.4	0.8	0.3
Uganda	746	2.6	1.1	0.8	0.7	0.5	0.7	24.3	5.3	6.6	6.1	6.4	5.3
Zambia	754	2.4	1.1	0.3	0.5	1.3	0.3	3.3	3.6	0.2	0.0	0.2	3.0
Zimbabwe	698	1.9	0.1	0.4	1.3	0.2	0.0	4.5	1.6	0.6	0.6	2.0	1.3
Africa n.s.	799	0.1	0.1
Western Hemisphere	205	1,376.8	384.1	265.8	277.9	368.1	464.9	2,267.5	421.6	557.7	687.9	646.7	375.2
Antigua and Barbuda	311	0.3	0.2	0.0	0.1	0.1	0.0	0.3	0.0	0.3
Argentina	213	90.4	33.6	12.4	12.1	10.3	55.5	111.9	11.4	17.3	28.7	29.4	36.6
Aruba	314	1.8	0.9	0.2	0.5	0.7	0.4	0.0	0.0
Bahamas, The	313	2.8	2.1	1.0	0.5	0.7	0.6	0.0	0.0	0.0	0.0	0.0	0.0
Barbados	316	1.0	1.4	0.1	0.4	0.3	0.2	0.0	0.0	0.0
Belize	339	0.0	0.0	0.0	0.0	1.2	0.0	0.3	0.4	0.1	0.4
Bermuda	319	0.9	0.1	0.2	0.3	0.2	0.2	0.0	0.0	0.0	0.0	0.0
Bolivia	218	7.4	1.5	1.1	2.6	1.2	2.5	1.2	0.3	0.3	0.2	0.5	0.2
Brazil	223	596.1	157.4	131.9	116.2	196.4	151.7	1,175.4	227.5	296.7	409.0	372.9	96.9
Chile	228	120.6	32.8	29.2	29.0	31.0	31.4	58.1	6.6	11.8	19.5	19.4	7.4
Colombia	233	51.6	15.4	6.3	14.8	11.2	19.3	310.1	48.2	69.2	49.2	74.4	117.3
Costa Rica	238	6.9	4.6	1.6	1.9	1.3	2.2	44.8	8.0	9.2	11.1	12.4	12.1

Portugal (182)

In Millions of U.S. Dollars

		Exports (FOB)						Imports (CIF)					
		2016	2015Q4	2016Q1	2016Q2	2016Q3	2016Q4	2016	2015Q4	2016Q1	2016Q2	2016Q3	2016Q4
Curacao	354	1.7	1.1	0.3	0.4	0.3	0.6	0.0	0.0
Dominica	321	0.1	0.0	0.0	0.0	0.0	0.0	0.0
Dominican Republic	243	20.8	5.4	3.8	4.6	4.5	7.9	1.8	6.5	0.4	0.3	0.8	0.3
Ecuador	248	10.6	2.9	1.9	1.8	2.0	5.0	20.5	5.2	3.6	5.8	5.0	6.1
El Salvador	253	11.2	1.4	2.2	4.0	2.6	2.3	1.4	0.2	0.1	0.1	0.9	0.3
Greenland	326	0.7	0.1	0.3	0.2	0.1	0.1	0.5	0.4	0.1
Guatemala	258	12.5	2.5	2.0	3.5	2.5	4.6	2.5	5.3	0.7	0.7	0.5	0.5
Guyana	336	0.6	0.1	0.2	0.2	0.2	0.1	51.9	8.8	10.1	21.0	11.0	9.9
Haiti	263	5.0	0.1	0.1	0.3	1.2	3.4	0.0	0.0	0.0	0.0	0.0	0.0
Honduras	268	4.1	1.5	0.9	1.2	1.1	0.9	5.3	0.5	1.0	1.5	1.4	1.3
Jamaica	343	1.0	0.6	0.2	0.1	0.4	0.3	0.0	0.0	0.0
Mexico	273	250.9	52.7	49.8	52.9	69.1	79.0	175.2	19.7	41.2	57.9	58.0	18.1
Montserrat	351	0.1	0.1
Nicaragua	278	2.3	0.3	0.5	0.3	0.8	0.8	13.0	0.1	0.1	0.0	7.6	5.1
Panama	283	25.2	6.6	2.7	10.4	6.9	5.2	13.6	1.7	3.3	6.2	3.0	1.1
Paraguay	288	5.9	1.3	0.8	1.1	1.3	2.6	99.3	28.5	23.8	39.2	19.1	17.2
Peru	293	35.6	6.4	6.6	8.3	13.6	7.2	25.4	7.9	7.9	7.0	6.2	4.3
Sint Maarten	352	0.8	0.6	0.3	0.2	0.1	0.1	0.0	0.0
St. Kitts and Nevis	361	0.1	0.0	0.1	0.0	0.0	0.0
St. Lucia	362	0.1	0.1	0.0	0.1	0.0	0.0
St. Vincent & Grens.	364	0.1	0.0	0.0	0.0
Suriname	366	0.3	0.3	0.1	0.1	0.1	0.1	6.3	0.0	0.1	1.5	0.5	4.1
Trinidad and Tobago	369	1.4	0.6	0.3	0.3	0.4	0.3	19.0	5.3	4.5	2.9	2.4	9.2
Uruguay	298	17.2	1.7	1.7	2.2	3.2	10.1	103.3	24.6	40.1	24.2	21.0	18.0
Venezuela, Rep. Bol.	299	83.3	46.5	6.0	5.6	3.1	68.6	24.3	5.0	15.1	1.0	0.1	8.2
Western Hem. n.s.	399	5.4	1.2	1.0	1.6	1.2	1.6	1.0	0.1	0.5	0.2	0.1
Other Countries n.i.e	910	55.0	13.0	10.3	12.0	14.6	18.2	52.0	14.1	14.4	11.4	20.2	6.1
Cuba	928	55.0	13.0	10.3	12.0	14.6	18.2	52.0	14.1	14.4	11.4	20.2	6.1
Special Categories	899	777.4	213.3	134.7	183.9	243.4	215.4
Countries & Areas n.s.	898	14.4	3.2	2.8	3.1	4.1	4.4	262.8	64.4	77.2	59.0	55.8	70.9
Memorandum Items													
Africa	605	4,406.9	1,306.0	1,002.4	1,080.3	1,053.8	1,270.4	2,300.7	796.4	579.1	400.6	705.7	615.4
Middle East	405	715.8	185.4	174.3	185.5	157.9	198.1	910.7	226.1	152.7	219.7	241.0	297.2
European Union	998	41,604.8	9,923.6	10,161.2	10,996.8	10,291.6	10,155.2	52,563.6	12,937.1	12,406.5	13,600.6	12,931.4	13,625.1
Export earnings: fuel	080	3,070.9	993.1	633.2	716.4	720.5	1,000.8	4,808.0	1,256.2	888.8	1,135.7	1,310.4	1,473.1
Export earnings: nonfuel	092	52,604.2	12,697.0	12,541.0	13,779.0	13,114.1	13,170.2	62,806.2	15,381.7	14,975.7	16,281.7	15,534.4	16,014.5

Qatar (453)

In Millions of U.S. Dollars

		Exports (FOB)						Imports (CIF)					
		2016	2015Q4	2016Q1	2016Q2	2016Q3	2016Q4	2016	2015Q4	2016Q1	2016Q2	2016Q3	2016Q4
IFS World		57,253.6	17,627.2	13,900.8	13,595.1	14,145.6	15,612.4	32,057.7	8,708.2	8,561.0	8,095.9	7,507.1	7,893.7
World	001	54,529.7	16,977.1	14,035.5	12,392.6	13,628.9	14,472.7	29,730.5	8,438.1	8,811.5	7,527.8	6,726.6	6,664.6
Advanced Economies	110	31,216.1	10,034.1	7,989.0	7,295.3	7,942.2	7,989.6	17,031.8	4,982.4	5,569.4	4,226.5	3,650.7	3,585.2
Euro Area	163	3,666.3	1,204.1	978.4	848.3	816.6	1,023.0	6,844.6	2,138.7	1,691.2	1,635.2	1,701.8	1,816.4
Austria	122	13.9	13.8 r	3.7 r	1.0 r	0.6 r	8.6 r	227.7	68.3 r	69.8 r	66.3 r	38.4 r	53.2 r
Belgium	124	764.3	249.1 r	207.2 r	197.1 r	177.5 r	182.5 r	216.6	56.1 r	61.2 r	43.1 r	56.5 r	55.9 r
Cyprus	423	12.2	2.4 r	2.9 r	3.1 r	3.2 r	3.0 r	6.5	3.1 r	1.6 r	2.0 r	1.6 r	1.2 r
Estonia	939	0.2	0.1 r	0.0 r	0.1 r	0.0 r	2.0	0.7 r	0.3 r	0.9 r	0.4 r	0.3 r
Finland	172	32.1	40.0 r	8.3 r	9.7 r	7.0 r	7.1 r	59.5	22.8 r	18.6 r	21.5 r	7.5 r	12.0 r
France	132	517.8	198.2 r	118.5 r	101.3 r	121.3 r	176.7 r	871.2	474.0 r	189.3 r	84.7 r	255.0 r	342.2 r
Germany	134	274.0	26.6 r	79.9 r	57.5 r	37.5 r	99.1 r	2,917.3	815.3 r	684.1 r	764.1 r	783.5 r	685.7 r
Greece	174	46.7	13.7 r	19.1 r	6.4 r	4.0 r	17.1 r	43.6	8.3 r	14.1 r	13.1 r	8.3 r	8.1 r
Ireland	178	6.0	0.1 r	0.0 r	6.0 r	0.0 r	0.0 r	158.3	32.1 r	63.0 r	27.7 r	36.8 r	30.7 r
Italy	136	996.8	342.6 r	292.0 r	139.8 r	301.3 r	263.7 r	1,295.2	392.6 r	342.1 r	325.7 r	276.0 r	351.4 r
Latvia	941	0.4	0.1 r	0.1 r	0.1 r	0.1 r	0.1 r	3.6	0.9 r	0.9 r	0.9 r	0.9 r	0.9 r
Lithuania	946	8.7	2.8 r	2.2 r	2.4 r	2.3 r	1.9 r	6.4	1.0 r	1.8 r	1.7 r	1.5 r	1.4 r
Luxembourg	137	0.0	0.1 r	0.0 r	0.0 r	0.0 r	0.0 r	44.0	8.9 r	13.3 r	15.5 r	6.4 r	8.7 r
Malta	181	1.4	1.0 r	0.9 r	0.2 r	0.1 r	0.2 r	2.3	0.3 r	0.8 r	0.4 r	0.4 r	0.7 r
Netherlands	138	464.7	129.1 r	84.6 r	167.1 r	79.5 r	133.5 r	398.6	120.6 r	102.1 r	111.8 r	80.3 r	104.4 r
Portugal	182	29.2	8.5 r	8.1 r	7.3 r	5.5 r	8.3 r	67.2	16.3 r	15.1 r	20.1 r	15.7 r	16.3 r
Slovak Republic	936	6.3	0.6 r	1.4 r	1.6 r	1.5 r	1.7 r	56.4	11.8 r	11.8 r	14.2 r	16.2 r	14.1 r
Slovenia	961	5.5	2.0 r	3.0 r	1.1 r	0.8 r	0.6 r	17.5	5.3 r	4.2 r	6.2 r	2.3 r	4.7 r
Spain	184	486.1	173.4 r	146.3 r	146.6 r	74.5 r	118.7 r	450.7	100.0 r	96.9 r	115.3 r	114.2 r	124.2 r
Australia	193	221.1	50.0 r	46.6 r	79.0 r	55.1 r	40.5 r	478.1	136.4 r	121.3 r	111.3 r	99.4 r	146.1 r
Canada	156	9.7	3.3 r	2.4 r	1.3 r	1.6 r	4.3 r	178.2	96.9 r	30.3 r	24.1 r	98.6 r	25.2 r
China,P.R.: Hong Kong	532	113.1	22.3 r	32.7 r	29.2 r	25.0 r	26.2 r	19.0	5.3 r	5.3 r	4.7 r	3.8 r	5.2 r
Czech Republic	935	8.9	2.1 r	1.8 r	3.1 r	1.9 r	2.0 r	186.5	53.2 r	40.9 r	51.1 r	39.1 r	55.5 r
Denmark	128	4.2	1.1 r	1.1 r	0.3 r	0.8 r	2.0 r	74.3	20.8 r	19.5 r	17.7 r	18.2 r	18.9 r
Iceland	176	65.0	3.6 r	8.8 r	35.4 r	11.9 r	8.8 r	0.1	0.3 r	0.0 r	0.0 r	0.0 r	0.1 r
Japan	158	10,890.5	3,220.0 r	3,010.0 r	2,433.7 r	2,756.5 r	2,690.3 r	2,146.7	661.7 r	658.9 r	421.1 r	508.1 r	558.5 r
Korea, Republic of	542	8,462.5	2,716.1 r	1,956.3 r	1,894.1 r	2,030.0 r	2,582.1 r	0.6	0.2 r	0.1 r	0.2 r	0.1 r	0.2 r
New Zealand	196	125.1	64.3 r	31.4 r	2.7 r	66.2 r	24.8 r	30.0	7.8 r	8.6 r	7.8 r	6.6 r	7.0 r
Norway	142	2.4	11.2 r	1.3 r	0.3 r	0.4 r	0.4 r	35.7	12.3 r	8.1 r	6.9 r	10.0 r	10.7 r
Singapore	576	2,866.8	852.7 r	390.1 r	806.9 r	813.8 r	855.9 r	144.5	32.9 r	26.8 r	32.3 r	38.6 r	46.7 r
Sweden	144	8.3	6.4 r	0.3 r	3.7 r	3.0 r	1.3 r	246.5	76.7 r	60.1 r	62.9 r	59.0 r	64.5 r
Switzerland	146	177.6	12.4 r	168.1 r	4.0 r	2.8 r	2.8 r	778.0	167.1 r	458.8 r	156.2 r	81.1 r	81.9 r
Taiwan Prov.of China	528	1,743.0	751.2 r	437.8 r	487.4 r	535.1 r	282.8 r	171.3	48.3 r	49.7 r	53.9 r	27.3 r	40.5 r
United Kingdom	112	2,062.3	897.2 r	646.5 r	490.4 r	661.3 r	264.1 r	1,634.8	430.0 r	627.9 r	359.4 r	308.8 r	338.7 r
United States	111	789.3	216.1 r	275.5 r	175.2 r	160.3 r	178.4 r	4,062.8	1,093.8 r	1,762.0 r	1,281.8 r	650.0 r	369.0 r
Emerg. & Dev. Economies	200	23,310.1	6,942.0	6,045.6	5,096.5	5,685.8	6,482.1	12,696.1	3,454.9	3,241.4	3,300.6	3,075.3	3,078.8
Emerg. & Dev. Asia	505	14,837.3	4,341.5	3,976.9	2,997.4	3,514.3	4,348.7	4,768.9	1,403.1	1,203.2	1,332.5	1,160.0	1,073.2
Bangladesh	513	147.6	45.4 r	35.8 r	35.1 r	36.5 r	40.3 r	43.7	10.2 r	11.2 r	11.0 r	10.7 r	10.9 r
Cambodia	522	1.0	0.3 r	0.2 r	0.2 r	0.2 r	0.3 r	16.1	4.4 r	4.3 r	4.1 r	3.8 r	4.0 r
China,P.R.: Mainland	924	4,476.4	1,466.2 r	1,440.8 r	742.1 r	733.9 r	1,559.5 r	2,565.7	779.2 r	573.7 r	803.7 r	646.2 r	542.1 r
Fiji	819	1.0	0.3 r	0.2 r	0.2 r	0.2 r	0.3 r	0.3	0.1 r	0.1 r	0.1 r	0.1 r	0.1 r
F.T. New Caledonia	839	10.8	2.7 r	2.7 r	2.7 r	2.7 r	2.7 r
India	534	7,134.3	2,031.8 r	1,866.3 r	1,519.9 r	1,931.3 r	1,816.7 r	986.8	282.7 r	265.3 r	249.0 r	235.1 r	237.4 r
Indonesia	536	532.3	140.3 r	140.2 r	123.0 r	127.9 r	141.2 r	83.1	28.1 r	23.4 r	20.9 r	19.1 r	19.7 r
Malaysia	548	223.4	45.2 r	34.1 r	52.2 r	65.0 r	72.1 r	272.7	61.0 r	54.0 r	71.1 r	72.7 r	74.9 r
Maldives	556	0.4	0.1 r	0.1 r	0.1 r	0.1 r	0.1 r
Mongolia	948	0.0 e	0.0 e	0.0 e	0.0 e	0.0 e	0.0 e	0.3 e	0.1 e	0.1 e	0.1 e	0.1 e	0.1 e
Myanmar	518	0.4	0.1 r	0.1 r	0.1 r	0.1 r	0.1 r	5.3	1.4 r	1.4 r	1.3 r	1.2 r	1.3 r
Nepal	558	1.9	0.6 r	0.5 r	0.4 r	0.5 r	0.5 r
Papua New Guinea	853	0.3	0.1 r	0.1 r	0.1 r	0.1 r	0.1 r
Philippines	566	29.8	19.8 r	7.5 r	7.1 r	7.3 r	7.9 r	67.0	23.5 r	18.6 r	17.1 r	15.5 r	15.9 r
Sri Lanka	524	31.3	9.1 r	6.7 r	7.2 r	8.3 r	9.2 r	31.0	7.5 r	6.8 r	7.8 r	8.1 r	8.3 r
Thailand	578	2,141.2	547.0 r	416.0 r	482.0 r	574.2 r	669.0 r	411.3	127.1 r	168.2 r	74.3 r	80.6 r	88.2 r
Vietnam	582	105.2	32.4 r	25.5 r	25.0 r	26.0 r	28.7 r	285.5	77.6 r	76.2 r	72.1 r	66.9 r	70.3 r

Qatar (453)

In Millions of U.S. Dollars

		Exports (FOB)						Imports (CIF)					
		2016	2015Q4	2016Q1	2016Q2	2016Q3	2016Q4	2016	2015Q4	2016Q1	2016Q2	2016Q3	2016Q4
Europe	170	1,061.4	252.2	219.4	234.5	299.1	308.4	1,128.0	258.6	276.3	288.8	251.9	311.0
Emerg. & Dev. Europe	903	1,000.2	242.4	209.7	224.1	271.8	294.7	986.9	228.5	241.5	244.5	219.9	281.0
Albania	914	2.5 e	0.6 e	0.5 e	0.7 e	0.6 e	0.7 e	2.2	0.6 r	0.6 r	0.6 r	0.5 r	0.5 r
Bosnia and Herzegovina	963	2.0	0.6 r	0.5 r	0.5 r	0.5 r	0.5 r	1.8	0.5 r	0.5 r	0.5 r	0.4 r	0.4 r
Bulgaria	918	4.6	0.9 r	1.3 r	1.0 r	1.0 r	1.3 r	28.2	5.0 r	7.0 r	7.0 r	6.9 r	7.2 r
Croatia	960	8.0	2.2 r	2.1 r	2.1 r	2.1 r	1.7 r	42.5	2.2 r	3.8 r	6.7 r	15.3 r	16.8 r
Hungary	944	1.1	0.2 r	0.2 r	0.2 r	0.2 r	0.3 r	77.6	14.3 r	19.1 r	19.1 r	19.8 r	19.6 r
Poland	964	345.5	16.3 r	18.1 r	52.8 r	139.0 r	135.6 r	204.1	40.9 r	51.2 r	47.5 r	51.2 r	54.3 r
Romania	968	5.4	1.3 r	1.6 r	0.7 r	2.0 r	1.0 r	80.1	25.2 r	20.7 r	19.3 r	19.0 r	21.1 r
Serbia, Republic of	942	1.7 e	1.2 e	0.4 e	0.4 e	0.3 e	0.5 e	3.3 e	1.0 e	0.6 e	0.8 e	1.0 e	0.9 e
Turkey	186	629.5	219.0 r	184.9 r	165.6 r	126.0 r	153.0 r	547.1	138.8 r	138.1 r	143.1 r	105.7 r	160.2 r
CIS	901	61.2	9.9	9.7	10.4	27.4	13.7	141.1	30.1	34.8	44.3	32.0	30.0
Armenia	911	0.4	0.1 r	0.0 r	0.1 r	0.0 r	0.3 r
Azerbaijan, Rep. of	912	0.6	0.2 r	0.2 r	0.2 r	0.2 r	0.2 r	0.5	0.1 r	0.1 r	0.1 r	0.1 r	0.1 r
Belarus	913	3.4	0.5 r	0.4 r	0.5 r	1.1 r	1.4 r	0.7 e	0.0 e	0.3 e	0.0 e	0.1 e	0.3 e
Georgia	915	0.3 e	0.0 e	0.1 e	0.1 e	0.0 e	0.2 e	0.5	0.5 r	0.0 r	0.0 r	0.0 r
Kazakhstan	916	1.2	0.4 r	0.3 r	0.3 r	0.3 r	0.3 r
Moldova	921	0.1	0.0 r	0.0 r	0.0 r	0.0 r	0.0 r	0.1 e	0.0 e	0.0 e	0.0 e	0.0 e	0.0 e
Russian Federation	922	23.4	5.5 r	4.5 r	5.1 r	6.9 r	7.0 r	52.7	10.6 r	13.4 r	21.3 r	9.5 r	8.4 r
Ukraine	926	31.7	3.1 r	4.3 r	4.3 r	18.9 r	4.3 r	86.6	19.3 r	20.4 r	22.8 r	22.2 r	21.1 r
Mid East, N Africa, Pak	440	5,972.6	1,816.0	1,485.0	1,443.3	1,515.5	1,528.8	5,804.0	1,572.2	1,542.7	1,481.1	1,361.3	1,418.8
Afghanistan, I.R. of	512	1.9	0.6 r	0.5 r	0.5 r	0.5 r	0.5 r
Algeria	612	38.3	11.8 r	9.3 r	9.1 r	9.5 r	10.4 r	1.9	0.5 r	0.5 r	0.5 r	0.4 r	0.5 r
Bahrain, Kingdom of	419	125.1	39.7 r	30.8 r	29.8 r	30.7 r	33.7 r	271.2	71.0 r	70.8 r	68.1 r	64.1 r	68.2 r
Djibouti	611	0.8	0.3 r	0.2 r	0.2 r	0.2 r	0.2 r	0.7	0.2 r	0.2 r	0.2 r	0.2 r	0.2 r
Egypt	469	1,136.4	252.0 r	275.9 r	269.9 r	280.8 r	309.9 r	422.0	101.3 r	114.1 r	106.9 r	98.3 r	102.7 r
Iran, I.R. of	429	3.8	1.0 r	0.9 r	0.9 r	1.0 r	1.1 r	99.5	30.5 r	28.5 r	25.6 r	22.6 r	22.8 r
Iraq	433	90.5	27.9 r	22.0 r	21.5 r	22.4 r	24.7 r	0.9	0.3 r	0.3 r	0.2 r	0.2 r	0.2 r
Jordan	439	249.6	50.0 r	49.9 r	71.1 r	118.3 r	10.3 r	123.5	37.2 r	24.8 r	40.2 r	36.0 r	22.4 r
Kuwait	443	350.0	102.3 r	82.7 r	82.5 r	87.2 r	97.6 r	197.7	50.2 r	50.8 r	49.5 r	47.0 r	50.4 r
Lebanon	446	21.1	9.5 r	4.5 r	6.5 r	4.2 r	5.9 r	97.0	22.3 r	23.7 r	27.2 r	20.0 r	26.0 r
Libya	672	1.3	0.4 r	0.3 r	0.3 r	0.3 r	0.4 r
Mauritania	682	0.4	0.1 r	0.1 r	0.1 r	0.1 r	0.1 r
Morocco	686	65.1	16.8 r	15.8 r	15.5 r	16.1 r	17.8 r	8.7	3.5 r	2.3 r	2.2 r	2.0 r	2.1 r
Oman	449	150.2	42.4 r	34.8 r	35.2 r	37.7 r	42.5 r	347.3	90.4 r	90.5 r	87.2 r	82.1 r	87.4 r
Pakistan	564	210.5	82.4 r	59.1 r	52.0 r	49.3 r	50.0 r	96.8	24.9 r	25.1 r	24.3 r	22.9 r	24.5 r
Saudi Arabia	456	533.7	173.6 r	133.8 r	127.8 r	130.5 r	141.7 r	1,376.6	369.4 r	364.9 r	347.1 r	323.3 r	341.3 r
Somalia	726	0.5	0.2 r	0.1 r	0.1 r	0.1 r	0.1 r	0.4	0.1 r	0.1 r	0.1 r	0.1 r	0.1 r
Sudan	732	3.9	0.7 r	0.8 r	0.8 r	0.7 r	1.6 r	11.3	3.6 r	1.2 r	5.3 r	2.0 r	2.8 r
Syrian Arab Republic	463	0.1	0.0 r	0.0 r	0.0 r	0.0 r	0.0 r
Tunisia	744	16.5	6.0 r	4.4 r	4.0 r	3.9 r	4.1 r	19.5	4.7 r	4.9 r	4.9 r	4.9 r	4.9 r
United Arab Emirates	466	2,971.5	997.9 r	758.8 r	715.2 r	721.7 r	775.8 r	2,726.6	761.6 r	739.4 r	691.1 r	634.5 r	661.7 r
Yemen, Republic of	474	1.6	0.5 r	0.4 r	0.4 r	0.4 r	0.4 r	2.2	0.6 r	0.6 r	0.6 r	0.5 r	0.5 r
Sub-Saharan Africa	603	590.6	240.0	147.7	173.9	165.9	103.1	157.3	25.3	38.9	48.2	43.2	27.1
Angola	614	27.5	8.5 r	6.7 r	6.5 r	6.8 r	7.5 r
Benin	638	0.1	0.0 r	0.0 r	0.0 r	0.0 r	0.0 r
Botswana	616	0.7	0.2 r	0.2 r	0.2 r	0.2 r	0.2 r
Burkina Faso	748	0.1	0.0 r	0.0 r	0.0 r	0.0 r	0.0 r
Cabo Verde	624	0.1 e	0.0 e	0.0 e	0.0 e	0.0 e	0.0 e
Cameroon	622	2.7	0.8 r	0.6 r	0.6 r	0.7 r	0.7 r	1.0	0.3 r	0.3 r	0.3 r	0.2 r	0.3 r
Chad	628	2.0	0.6 r	0.5 r	0.5 r	0.5 r	0.6 r
Comoros	632	0.1 e	0.0 e	0.0 e	0.0 e	0.0 e	0.0 e	0.3	0.1 r	0.1 r	0.1 r	0.1 r	0.1 r
Congo, Dem. Rep. of	636	4.0	1.2 r	1.0 r	0.9 r	1.0 r	1.1 r
Congo, Republic of	634	0.0	0.0 r	0.0 r	0.0 r	0.0 r	0.0 r	0.5	0.1 r	0.1 r	0.1 r	0.1 r	0.1 r
Côte d'Ivoire	662	4.3	1.3 r	1.0 r	1.0 r	1.1 r	1.2 r	1.7	0.4 r	0.4 r	0.4 r	0.4 r	0.4 r
Eritrea	643	0.1	0.0 r	0.0 r	0.0 r	0.0 r	0.0 r
Ethiopia	644	22.4	6.9 r	5.4 r	5.3 r	5.5 r	6.1 r	1.6	0.4 r	0.4 r	0.4 r	0.4 r	0.4 r
Gabon	646	0.3	0.1 r	0.1 r	0.1 r	0.1 r	0.1 r	1.1	0.3 r	0.3 r	0.3 r	0.3 r	0.3 r
Gambia, The	648	0.1 e	0.0 e	0.0 e	0.0 e	0.0 e	0.0 e
Ghana	652	7.9	2.4 r	1.9 r	1.9 r	1.9 r	2.1 r	1.2	0.3 r	0.3 r	0.3 r	0.3 r	0.3 r

Qatar (453)

In Millions of U.S. Dollars

		Exports (FOB)						Imports (CIF)					
		2016	2015Q4	2016Q1	2016Q2	2016Q3	2016Q4	2016	2015Q4	2016Q1	2016Q2	2016Q3	2016Q4
Guinea	656	0.4	0.1 r	0.1 r	0.1 r	0.1 r	0.1 r
Kenya	664	45.3	14.0 r	11.0 r	10.8 r	11.2 r	12.4 r	7.3	2.0 r	2.0 r	1.8 r	1.7 r	1.8 r
Lesotho	666	0.2	0.0 r	0.0 r	0.0 r	0.0 r	0.0 r
Liberia	668	0.1	0.0 r	0.0 r	0.0 r	0.0 r	0.0 r
Madagascar	674	44.0	13.5 r	10.7 r	10.4 r	10.9 r	12.0 r	1.9	0.5 r	0.5 r	0.5 r	0.5 r	0.5 r
Malawi	676	3.6	1.1 r	0.9 r	0.9 r	0.9 r	1.0 r	0.4	0.1 r	0.1 r	0.1 r	0.1 r	0.1 r
Mali	678	0.9	0.3 r	0.2 r	0.2 r	0.2 r	0.2 r	0.1	0.0 r	0.0 r	0.0 r	0.0 r	0.0 r
Mauritius	684	1.8	0.3 r	0.4 r	0.4 r	0.4 r	0.5 r	0.0	0.0 r	0.0 r	0.0 r	0.0 r	0.0 r
Mozambique	688	1.4	0.4 r	0.3 r	0.3 r	0.3 r	0.4 r	6.0	1.6 r	1.6 r	1.5 r	1.4 r	1.5 r
Namibia	728	0.2	0.1 r	0.1 r	0.0 r	0.0 r	0.0 r
Nigeria	694	24.3	7.5 r	5.9 r	5.8 r	6.0 r	6.6 r	0.5	0.1 r	0.1 r	0.1 r	0.1 r	0.1 r
Senegal	722	6.0	1.5 r	1.5 r	1.4 r	1.5 r	1.6 r	0.1 r
Sierra Leone	724	1.3	0.4 r	0.3 r	0.3 r	0.3 r	0.4 r	0.1	0.0 r	0.0 r	0.0 r	0.0 r	0.0 r
South Africa	199	364.0	171.1 r	92.2 r	120.2 r	109.9 r	41.6 r	128.1	17.4 r	31.1 r	40.8 r	36.3 r	19.9 r
Tanzania	738	11.6	3.6 r	2.8 r	2.8 r	2.9 r	3.2 r	3.4	0.9 r	0.9 r	0.9 r	0.8 r	0.8 r
Togo	742	9.4	2.6 r	2.3 r	2.3 r	2.3 r	2.4 r
Uganda	746	2.3	0.4 r	0.6 r	0.4 r	0.6 r	0.7 r	1.0	0.3 r	0.3 r	0.3 r	0.3 r	0.3 r
Zambia	754	1.5	0.7 r	0.7 r	0.3 r	0.4 r	0.2 r
Zimbabwe	698	0.4	0.1 r	0.1 r	0.1 r	0.1 r	0.1 r	0.5	0.1 r	0.1 r	0.1 r	0.1 r	0.1 r
Western Hemisphere	205	848.2	292.3	216.6	247.5	191.0	193.2	837.9	195.7	180.3	150.1	258.9	248.6
Argentina	213	147.5	36.9 r	36.9 r	36.9 r	36.9 r	36.9 r	31.1	8.8 r	8.4 r	7.9 r	7.5 r	7.2 r
Bolivia	218	0.1	0.1 r	0.1 r
Brazil	223	308.7	166.5 r	95.5 r	126.8 r	32.8 r	53.5 r	552.1	123.4 r	107.6 r	77.7 r	187.5 r	179.3 r
Chile	228	56.9	2.6 r	0.6 r	0.4 r	37.6 r	18.3 r	13.6	3.1 r	3.6 r	4.1 r	3.9 r	1.9 r
Colombia	233	3.5	0.8 r	0.8 r	0.8 r	0.9 r	0.9 r	1.2	0.4 r	0.3 r	0.3 r	0.3 r	0.3 r
Dominican Republic	243	2.7	0.8 r	0.6 r	0.6 r	0.7 r	0.7 r	3.3	0.9 r	0.9 r	0.8 r	0.8 r	0.8 r
Ecuador	248	0.5	0.5 r	0.1 r	0.1 r	0.1 r	0.1 r	10.2	1.6 r	2.7 r	2.6 r	2.4 r	2.5 r
El Salvador	253	0.0	0.0 r	0.0 r	0.0 r	0.0 r	0.3	0.1 r	0.1 r	0.1 r	0.1 r	0.1 r
Guatemala	258	1.0 e	0.3 e	0.2 e	0.3 e	0.3 e	0.3 e	4.4	1.2 r	1.2 r	1.1 r	1.0 r	1.1 r
Honduras	268	0.8 r
Jamaica	343	1.1	0.4 r	0.3 r	0.3 r	0.3 r	0.3 r	0.5	0.1 r	0.1 r	0.1 r	0.1 r	0.1 r
Mexico	273	267.8	67.0 r	67.0 r	67.0 r	67.0 r	67.0 r	215.6	53.9 r	53.9 r	53.9 r	53.9 r	53.9 r
Nicaragua	278	0.9 e	0.2 e	0.2 e	0.2 e	0.2 e	0.2 e	0.3	0.1 r	0.1 r	0.1 r	0.1 r	0.1 r
Paraguay	288	0.8	0.3 r	0.2 r	0.2 r	0.2 r	0.2 r	0.0	0.0 r	0.0 r	0.0 r	0.0 r	0.0 r
Peru	293	20.5	6.3 r	5.0 r	4.9 r	5.1 r	5.6 r	3.7	1.0 r	1.0 r	0.9 r	0.9 r	0.9 r
Suriname	366	0.2	0.1 r	0.0 r	0.0 r	0.0 r	0.0 r
Trinidad and Tobago	369	0.3	0.1 r	0.1 r	0.1 r	0.1 r	0.1 r
Uruguay	298	35.5	9.5 r	8.9 r	8.8 r	8.9 r	9.0 r	1.4	0.4 r	0.4 r	0.4 r	0.3 r	0.4 r
Venezuela, Rep. Bol.	299	0.2	0.0 r	0.0 r	0.0 r	0.0 r	0.0 r
Other Countries n.i.e	910	3.4	1.1	0.8	0.8	0.8	0.9	2.6	0.7	0.7	0.7	0.6	0.6
Cuba	928	0.2	0.1 r	0.1 r	0.1 r	0.1 r	0.1 r	2.6	0.7 r	0.7 r	0.7 r	0.6 r	0.6 r
Korea, Dem. People's Rep.	954	3.2	1.0 r	0.8 r	0.8 r	0.8 r	0.9 r
Memorandum Items													
Africa	605	716.0	275.7	178.4	203.7	196.5	137.5	199.8	37.9	48.1	61.3	52.8	37.6
Middle East	405	5,634.8	1,697.2	1,394.8	1,361.1	1,435.1	1,443.8	5,664.7	1,534.7	1,508.5	1,443.7	1,328.8	1,383.8
European Union	998	6,114.5	2,131.6	1,651.5	1,402.8	1,627.9	1,432.3	9,419.2	2,807.0	2,541.2	2,225.9	2,239.2	2,412.9
Export earnings: fuel	080	4,349.7	1,421.7	1,092.9	1,042.1	1,063.1	1,151.6	5,090.9	1,387.8	1,363.5	1,294.7	1,187.7	1,245.0
Export earnings: nonfuel	092	50,179.9	15,555.4	12,942.6	11,350.5	12,565.8	13,321.1	24,639.5	7,050.3	7,447.9	6,233.0	5,538.9	5,419.7

Romania (968)

In Millions of U.S. Dollars

		Exports (FOB)						Imports (CIF)					
		2016	2015Q4	2016Q1	2016Q2	2016Q3	2016Q4	2016	2015Q4	2016Q1	2016Q2	2016Q3	2016Q4
IFS World		63,582.4	15,005.9	15,278.6	16,166.5	16,191.4	15,945.9	74,605.3	18,112.3	17,441.9	19,021.7	18,925.3	19,216.4
World	001	63,527.5	14,973.0	15,293.2	16,155.7	16,206.5	15,872.1	74,537.8	18,076.4	17,454.2	19,010.0	18,943.9	19,129.7
Advanced Economies	110	43,367.9	10,371.9	10,590.5	10,978.8	11,019.4	10,779.2	48,266.6	11,964.6	11,596.7	12,420.4	11,959.0	12,290.4
Euro Area	163	35,035.0	8,178.4	8,518.5	8,865.5	8,910.1	8,740.9	41,096.4	10,095.8	9,827.6	10,616.5	10,165.3	10,487.0
Austria	122	1,507.6	386.2	383.7	401.6	373.8	348.5	2,662.2	736.7	639.1	683.1	658.1	681.9
Belgium	124	1,220.0	276.0	265.2	280.3	384.6	290.0	1,741.1	410.0	442.6	436.7	419.7	442.1
Cyprus	423	70.3	28.5	24.4	16.0	14.5	15.3	46.9	15.6	11.0	15.2	12.1	8.6
Estonia	939	75.8	17.1	18.4	20.4	20.1	17.0	117.9	15.8	11.5	12.7	51.4	42.4
Finland	172	167.2	44.5	48.1	37.7	34.4	47.0	152.9	38.5	35.4	36.1	39.8	41.6
France	132	4,588.2	1,058.4	1,130.7	1,158.5	1,095.9	1,203.1	4,134.7	967.1	1,060.6	1,060.5	999.7	1,014.0
Germany	134	13,673.0	2,913.1	3,272.3	3,469.4	3,554.2	3,377.1	15,288.4	3,667.7	3,616.5	3,944.3	3,877.4	3,850.1
Greece	174	850.9	182.7	185.3	239.8	196.1	229.7	875.7	203.3	213.3	217.3	225.0	220.1
Ireland	178	163.9	49.8	31.1	38.5	38.9	55.5	344.9	90.7	83.2	95.4	91.2	75.1
Italy	136	7,374.0	1,874.7	1,884.4	1,874.0	1,839.3	1,776.3	7,649.5	1,969.7	1,798.8	2,067.6	1,832.4	1,950.8
Latvia	941	20.3	7.4	5.3	5.4	5.4	4.1	21.9	6.1	4.0	5.5	5.8	6.5
Lithuania	946	70.3	15.4	16.0	17.3	18.7	18.4	88.7	22.3	20.5	20.4	26.3	21.5
Luxembourg	137	17.3	5.4	4.6	5.6	3.8	3.4	121.0	24.1	24.9	23.1	40.6	32.4
Malta	181	18.7	4.4	3.5	5.2	6.0	4.1	70.6	16.4	21.9	22.7	10.2	15.8
Netherlands	138	1,607.8	432.7	399.8	349.9	449.3	408.8	3,063.4	793.6	757.1	816.8	670.6	818.9
Portugal	182	250.2	68.2	45.0	44.8	51.7	108.7	422.8	71.6	69.8	75.8	163.8	113.5
Slovak Republic	936	1,109.7	257.8	273.2	276.2	279.3	280.9	1,746.5	445.5	394.7	439.4	410.1	502.3
Slovenia	961	344.9	90.6	78.1	106.9	83.8	76.0	512.1	132.5	136.7	123.4	124.3	127.7
Spain	184	1,905.2	465.5	449.4	518.2	460.4	477.2	2,035.1	468.4	486.0	520.5	506.9	521.7
Australia	193	64.5	19.3	16.1	17.2	17.6	13.5	37.1	8.6	6.5	10.4	8.9	11.2
Canada	156	116.6	19.5	15.5	26.9	31.1	43.1	80.4	30.3	10.7	21.0	23.6	25.1
China,P.R.: Hong Kong	532	46.9	10.7	9.3	13.8	11.1	12.8	16.1	5.2	3.1	4.2	5.0	3.8
China,P.R.: Macao	546	0.2	0.0	0.0	0.0	0.0	0.1	0.0	0.0	0.0	0.0	0.0	0.0
Czech Republic	935	1,678.8	389.8	416.8	433.6	408.2	420.2	2,109.1	519.4	511.8	552.7	504.8	539.8
Denmark	128	270.1	70.2	69.4	73.2	64.2	63.3	291.8	80.6	63.5	70.2	81.4	76.6
Iceland	176	8.8	0.9	0.9	4.1	1.3	2.5	3.9	0.6	1.8	0.9	0.8	0.4
Israel	436	419.3	82.0	96.4	100.6	89.7	132.7	126.7	28.3	38.0	27.4	31.0	30.2
Japan	158	238.4	51.1	52.8	55.1	71.5	59.0	367.3	76.7	80.6	91.1	96.3	99.4
Korea, Republic of	542	327.2	78.1	91.6	81.5	91.7	62.3	565.1	122.1	134.6	142.6	165.9	122.0
New Zealand	196	2.8	0.4	0.4	0.7	0.7	1.0	4.6	2.7	1.9	0.4	0.3	2.1
Norway	142	243.1	259.0	28.2	50.2	86.3	78.4	46.5	20.9	9.7	14.1	12.4	10.3
San Marino	135	26.3	6.6	7.8	7.5	5.4	5.5	15.0	4.2	4.6	3.3	2.9	4.2
Singapore	576	41.0	9.0	11.5	10.9	8.6	10.1	19.0	2.4	2.6	7.0	3.2	6.3
Sweden	144	599.7	145.2	151.7	156.4	145.5	146.0	422.1	109.4	110.6	109.0	93.3	109.1
Switzerland	146	392.1	85.6	91.2	100.3	93.4	107.1	459.1	113.9	132.9	105.5	112.8	107.9
Taiwan Prov.of China	528	45.5	11.2	10.8	10.6	13.7	10.3	196.2	55.6	46.9	50.2	49.0	50.1
United Kingdom	112	2,754.1	684.0	718.5	715.1	700.0	620.6	1,705.7	485.7	424.4	419.0	429.2	433.1
United States	111	1,057.8	270.9	282.9	255.5	269.4	249.9	704.4	202.2	185.0	174.8	172.9	171.7
Emerg. & Dev. Economies	200	20,129.9	4,591.3	4,698.6	5,169.2	5,177.2	5,085.1	26,245.6	6,109.1	5,856.7	6,574.9	6,976.5	6,837.5
Emerg. & Dev. Asia	505	1,878.7	279.3	402.0	502.9	540.0	433.9	4,602.5	1,090.7	1,103.5	1,104.4	1,241.7	1,153.0
American Samoa	859	0.5	0.1	0.4	0.0
Bangladesh	513	3.7	0.6	1.5	0.7	1.0	0.5	25.6	3.2	8.1	4.0	7.8	5.7
Bhutan	514	0.0	0.0	0.0	0.1
Brunei Darussalam	516	0.3	0.0	0.1	0.0	0.1	0.1
Cambodia	522	0.4	0.1	0.1	0.1	0.1	0.1	7.0	2.2	2.2	1.8	2.2	0.8
China,P.R.: Mainland	924	679.9	138.0	148.3	181.0	165.3	185.3	3,806.3	883.8	900.1	904.5	1,037.2	964.5
Fiji	819	0.0	0.0	0.0	0.0	14.1	0.0
F.T. French Polynesia	887	3.3	0.5	0.8	0.7	1.1	0.6	0.0	0.0
F.T. New Caledonia	839	6.7	1.4	1.9	1.4	1.6	1.9	0.0	0.0	0.0
Guam	829	0.1	0.0	0.0	0.0	0.0	0.0	0.0	0.0
India	534	270.8	55.1	66.3	56.6	79.9	68.0	269.6	66.8	72.3	71.7	66.5	59.2
Indonesia	536	35.7	2.8	15.6	2.6	13.9	3.6	107.4	25.7	28.7	31.1	21.6	26.0
Lao People's Dem.Rep	544	0.0	0.7	0.0	3.0	0.0	0.0	3.0
Malaysia	548	23.0	3.6	3.1	3.1	13.1	3.8	95.2	23.8	21.5	23.7	27.1	23.0
Maldives	556	0.0	0.2	0.0	0.0	0.0
Marshall Islands	867	578.2	46.0	137.3	230.5	107.2	103.1

Romania (968)

In Millions of U.S. Dollars

		Exports (FOB)						Imports (CIF)					
		2016	2015Q4	2016Q1	2016Q2	2016Q3	2016Q4	2016	2015Q4	2016Q1	2016Q2	2016Q3	2016Q4
Mongolia	948	2.0	0.4	0.2	0.5	0.7	0.6	0.0	0.0	0.0	0.0
Myanmar	518	4.6	1.4	1.6	0.5	1.7	0.8	0.5	0.1	0.0	0.2	0.1
Nepal	558	0.1	0.0	0.0	0.0	0.1	0.0	0.1	0.0	0.0	0.0	0.0	0.0
Philippines	566	8.4	1.2	4.1	1.6	1.2	1.5	20.2	5.4	4.7	4.8	5.5	5.2
Sri Lanka	524	2.5	1.6	1.3	0.2	0.1	0.9	10.0	1.7	2.6	2.2	2.7	2.4
Thailand	578	53.5	19.4	11.7	12.6	12.3	16.9	146.6	37.7	36.1	37.4	37.8	35.2
Vanuatu	846	0.5	0.3	0.2	0.1
Vietnam	582	204.3	6.5	7.7	10.1	140.4	46.0	111.0	26.1	27.1	23.1	30.0	30.8
Europe	170	13,248.0	3,107.6	3,151.4	3,361.2	3,321.8	3,413.5	20,182.9	4,688.8	4,439.0	5,054.9	5,308.5	5,380.5
Emerg. & Dev. Europe	903	10,519.6	2,511.4	2,533.6	2,675.5	2,599.9	2,710.7	15,447.3	3,725.0	3,519.6	3,883.8	4,036.0	4,007.9
Albania	914	63.3	9.6	19.0	13.9	15.1	15.3	29.0	4.4	3.7	4.9	8.1	12.3
Bosnia and Herzegovina	963	85.0	22.5	16.7	23.8	22.7	21.8	58.4	9.2	11.6	14.3	17.5	15.0
Bulgaria	918	2,048.9	483.2	477.2	503.5	521.9	546.4	2,322.2	519.4	506.1	608.8	668.3	539.0
Croatia	960	176.7	42.8	39.1	48.6	42.8	46.3	122.1	33.4	25.4	30.4	33.2	33.0
Faroe Islands	816	0.1	0.2	0.0	0.0	0.0	0.0	0.1	0.1
Gibraltar	823	33.6	3.8	2.8	14.1	7.4	9.3	0.2	0.2
Hungary	944	3,297.8	803.8	789.2	871.3	835.6	801.8	5,600.6	1,438.5	1,274.1	1,404.5	1,454.3	1,467.8
Kosovo	967	32.1	6.8	6.8	8.4	9.2	7.6	1.3	0.3	0.2	0.3	0.4	0.4
Macedonia, FYR	962	210.6	49.3	52.0	60.0	47.8	50.8	135.7	36.6	33.6	31.7	36.3	34.1
Montenegro	943	22.1	5.4	4.6	5.7	6.5	5.4	0.5	0.1	0.1	0.3	0.1	0.1
Poland	964	1,832.0	388.8	443.8	471.1	451.1	466.0	3,832.5	905.4	878.6	932.6	983.2	1,038.1
Serbia, Republic of	942	706.0	172.6	166.9	165.9	174.6	198.6	517.8	99.1	109.8	130.9	142.9	134.2
Turkey	186	2,011.5	522.8	515.6	489.3	465.2	541.4	2,826.8	678.7	676.4	725.1	691.6	733.7
CIS	901	2,728.1	596.2	617.7	685.7	721.9	702.8	4,735.5	963.7	919.4	1,171.0	1,272.5	1,372.6
Armenia	911	2.5	1.9	0.7	0.5	0.8	0.6	0.1	0.0	0.0	0.1	0.0
Azerbaijan, Rep. of	912	44.1	15.3	9.3	12.5	13.1	9.2	118.2	16.4	0.1	78.2	10.7	29.2
Belarus	913	21.3	3.9	5.4	6.4	5.2	4.2	84.2	14.5	14.0	20.5	24.1	25.6
Georgia	915	193.7	42.6	34.3	58.3	50.0	51.1	10.1	10.3	1.7	5.8	1.3	1.4
Kazakhstan	916	64.2	7.8	7.5	20.4	18.6	17.8	908.9	175.3	194.9	159.7	275.4	278.9
Kyrgyz Republic	917	3.6	0.8	0.4	1.7	0.8	0.7	0.4	0.4	0.2	0.1	0.0	0.1
Moldova	921	832.5	179.3	163.8	213.8	228.6	226.4	549.6	136.0	124.1	134.4	137.3	153.8
Russian Federation	922	1,074.2	250.0	275.0	253.8	288.4	257.1	2,182.8	421.4	387.6	547.5	617.0	630.7
Tajikistan	923	0.3	0.2	0.0	0.3	0.0	0.2	0.0	0.0	0.2
Turkmenistan	925	27.5	1.4	1.6	9.0	12.0	4.9	103.3	25.1	19.4	25.7	9.2	49.0
Ukraine	926	445.2	89.4	116.8	100.2	101.3	127.0	776.4	164.2	176.9	198.9	197.0	203.6
Uzbekistan	927	18.9	3.5	2.9	9.1	2.9	3.9	1.2	0.2	0.5	0.3	0.4	0.1
Europe n.s.	884	0.3	0.0	0.1	0.1	0.1	0.1	0.0	0.0	0.0	0.0
Mid East, N Africa, Pak	440	3,977.0	879.8	892.0	1,033.8	1,048.8	1,002.3	716.4	108.9	159.1	192.7	197.1	167.5
Afghanistan, I.R. of	512	3.8	3.1	0.8	0.7	1.3	1.0	0.2	0.0	0.0	0.0	0.1	0.0
Algeria	612	392.5	105.9	117.1	101.0	76.0	98.4	5.0	0.3	3.5	0.3	0.3	1.0
Bahrain, Kingdom of	419	9.1	0.9	0.5	1.2	1.0	6.4	0.9	0.2	0.3	0.3	0.3	0.1
Djibouti	611	49.4	4.5	18.8	6.7	13.5	10.4	0.0	0.0
Egypt	469	587.1	165.0	123.0	173.7	125.7	164.8	99.4	19.3	39.1	20.0	16.0	24.2
Iran, I.R. of	429	367.5	52.5	46.8	79.2	116.5	125.0	115.1	2.9	23.3	28.1	13.5	50.3
Iraq	433	64.1	21.8	17.4	29.4	5.7	11.5	67.4	14.2	10.5	56.8	0.1
Jordan	439	315.1	62.5	92.6	92.7	75.1	54.7	5.4	0.1	0.9	0.1	4.2	0.1
Kuwait	443	42.6	11.4	13.0	12.7	8.3	8.7	2.7	0.0	0.1	0.0	2.6	0.1
Lebanon	446	217.0	65.0	51.0	33.3	52.8	79.9	3.1	0.6	0.8	0.8	1.2	0.4
Libya	672	210.5	33.9	18.9	83.6	70.2	37.8	3.7	0.2	1.9	0.7	1.1
Mauritania	682	2.1	0.0	1.4	0.2	0.2	0.3
Morocco	686	554.0	107.7	124.7	129.8	128.2	171.3	161.8	30.7	32.7	35.2	53.5	40.4
Oman	449	26.5	10.2	3.2	8.4	6.8	8.0	48.5	1.3	0.9	1.0	45.9	0.7
Pakistan	564	69.3	8.3	9.4	4.4	34.2	21.2	22.4	6.6	4.3	4.8	6.4	6.8
Qatar	453	26.9	12.1	7.4	6.0	5.7	7.8	10.8	2.7	3.2	1.5	4.0	2.1
Saudi Arabia	456	313.0	99.4	49.2	116.3	102.7	44.7	13.1	2.6	2.3	7.6	2.3	0.9
Somalia	726	3.9	0.1	0.0	2.6	1.2	0.1	0.0	0.0
Sudan	732	55.6	1.5	4.7	26.6	23.7	0.7	9.1	0.0	9.1	0.0
Syrian Arab Republic	463	38.2	15.9	13.3	2.0	6.9	16.0	0.8	2.2	0.1	0.2	0.3	0.2
Tunisia	744	158.4	23.0	70.3	41.6	26.6	19.9	109.3	20.7	23.0	32.4	36.7	17.2
United Arab Emirates	466	452.8	74.8	103.9	74.8	164.3	109.7	37.7	4.3	3.3	2.9	8.6	23.0

Romania (968)

In Millions of U.S. Dollars

		Exports (FOB)						Imports (CIF)					
		2016	2015Q4	2016Q1	2016Q2	2016Q3	2016Q4	2016	2015Q4	2016Q1	2016Q2	2016Q3	2016Q4
West Bank and Gaza	487	3.8	0.1	0.3	0.7	2.0	0.8	0.0	0.0	0.0
Yemen, Republic of	474	14.0	0.1	4.3	6.3	0.1	3.2	0.0	0.0
Sub-Saharan Africa	603	406.7	126.2	111.5	94.1	108.2	92.9	194.3	75.8	42.0	48.5	68.1	35.7
Angola	614	1.7	0.6	0.5	0.5	0.4	0.3	0.1	40.0	0.0	0.0	0.0
Benin	638	0.9	0.2	0.3	0.2	0.2	0.2	0.0	0.0
Burkina Faso	748	1.1	0.6	0.3	0.1	0.2	0.5
Burundi	618	0.2	0.0	0.1	0.1	0.1	0.1	0.1
Cabo Verde	624	1.2	0.1	0.1	0.1	0.1	0.9	0.2	0.1	0.1
Cameroon	622	4.4	0.4	0.4	0.8	1.8	1.5	0.8	0.1	0.1	0.1	0.2	0.3
Central African Rep.	626	0.1	0.0	0.1
Chad	628	0.1	0.0	0.0	0.0	0.1	0.0	0.0
Comoros	632	1.1	0.0	0.0	0.5	0.5	0.0
Congo, Dem. Rep. of	636	7.3	0.3	3.1	4.2	0.9	0.2	0.4	0.4	0.2
Congo, Republic of	634	15.2	5.1	3.8	4.0	1.7	5.7	0.6	0.0	0.1	0.4	0.2
Côte d'Ivoire	662	12.3	2.4	2.3	2.0	6.5	1.5	8.2	1.6	1.1	1.8	2.3	3.0
Equatorial Guinea	642	0.2	0.0	0.1	0.1	0.0	0.0	0.0	0.0
Eritrea	643	2.0	2.0	0.0
Ethiopia	644	80.4	23.9	41.4	18.9	19.5	0.7	1.6	0.4	0.9	0.1	0.6	0.0
Gabon	646	3.4	1.3	0.5	0.9	1.7	0.3	0.4	0.0	0.0	0.0	0.0	0.4
Gambia, The	648	0.7	0.0	0.0	0.1	0.4	0.2
Ghana	652	7.5	6.6	0.6	1.2	5.0	0.8	0.1	0.9	0.0	0.0	0.0	0.1
Guinea	656	1.3	0.7	0.8	0.5	0.0	0.5	0.1	0.1	0.4	0.0
Guinea-Bissau	654	0.7	0.0	0.7	0.0
Kenya	664	5.5	2.8	1.3	0.5	2.9	0.8	4.8	0.8	1.3	1.7	1.0	0.9
Liberia	668	0.4	0.2	0.1	0.0	0.1	0.1
Madagascar	674	4.0	0.4	0.5	0.7	1.3	1.6	2.2	0.9	0.5	0.8	0.5	0.3
Malawi	676	0.0	0.1	0.0	2.7	0.0	0.7	0.4	0.6	0.9
Mali	678	3.7	0.5	1.3	0.5	0.3	1.5
Mauritius	684	1.5	0.2	0.2	0.2	0.4	0.7	1.5	0.6	0.1	0.3	0.5
Mozambique	688	1.3	0.6	0.0	0.1	1.2	0.0	26.6	3.4	4.2	3.3	17.3	1.7
Namibia	728	0.2	0.0	0.0	0.1	0.1	0.1	0.0	0.0	0.0
Niger	692	0.2	0.1	0.0	0.1	0.0	0.0	0.0	0.0	0.0	0.0
Nigeria	694	36.0	11.2	7.7	17.6	5.2	5.5	1.3	0.4	0.0	0.5	0.2	0.5
Rwanda	714	0.0	0.0	0.0	0.3	0.2	0.2	0.0
Senegal	722	4.2	0.9	0.3	1.6	1.1	1.2	0.0
Seychelles	718	0.4	0.1	0.1	0.1	0.2	0.1
Sierra Leone	724	1.1	0.3	0.2	0.0	0.1	0.8	60.0	15.8	16.9	15.6	12.6	14.8
South Africa	199	187.9	65.1	33.4	41.1	51.1	62.3	38.9	6.5	8.4	7.4	13.8	9.3
Swaziland	734	9.2	0.1	0.0	9.0	0.1
Tanzania	738	1.7	0.7	0.2	0.0	0.7	0.8	8.7	1.3	2.9	4.0	1.2	0.7
Togo	742	12.6	0.4	11.6	0.6	0.2	0.2
Uganda	746	2.1	0.1	0.6	0.6	0.7	0.3	7.5	1.3	2.3	1.7	2.1	1.4
Zimbabwe	698	1.6	0.1	0.1	1.5	17.2	1.6	1.3	1.2	14.2	0.5
Africa n.s.	799	0.1	0.1
Western Hemisphere	205	619.6	198.5	141.7	177.2	158.3	142.4	549.5	145.0	113.0	174.5	161.1	100.9
Argentina	213	25.3	4.3	6.6	10.7	4.4	3.5	66.6	19.4	12.4	23.2	12.4	18.5
Bahamas, The	313	0.1	0.0	0.0	0.0	0.1	0.0	0.0	0.0	0.0	0.0
Barbados	316	0.0	0.0	0.0	0.1	0.0	0.0	0.0	0.0	0.0
Bolivia	218	0.6	0.1	0.2	0.0	0.1	0.3	8.7	9.4	8.3	0.4	0.0
Brazil	223	220.1	33.3	39.5	83.2	51.5	45.8	284.3	74.1	44.9	94.5	97.5	47.3
Chile	228	39.9	10.3	9.6	10.3	11.1	8.9	4.2	0.3	1.1	0.6	1.0	1.5
Colombia	233	120.1	31.3	28.6	31.0	35.6	24.8	14.6	6.2	5.8	3.1	2.3	3.5
Costa Rica	238	2.1	0.1	0.5	0.3	0.2	1.1	1.3	0.1	0.2	0.4	0.4	0.2
Dominican Republic	243	1.7	0.5	0.6	0.5	0.4	0.1	0.3	0.1	0.0	0.0	0.1	0.1
Ecuador	248	3.6	2.6	2.2	0.4	0.3	0.6	3.8	1.8	0.9	1.6	0.9	0.4
El Salvador	253	0.3	0.1	0.1	0.1	0.1	0.0	0.0	0.0	0.0	0.0	0.0	0.0
Greenland	326	0.0	0.0	0.4	0.4
Guatemala	258	2.4	0.5	0.3	0.8	0.7	0.6	3.6	0.6	1.0	1.2	0.8	0.6
Guyana	336	11.4	9.8	0.0	0.1	1.5	0.0	0.0
Honduras	268	0.0	0.0	0.0	0.0	0.0	0.9	0.2	0.2	0.2	0.3	0.1

Romania (968)

In Millions of U.S. Dollars

		Exports (FOB)						Imports (CIF)					
		2016	2015Q4	2016Q1	2016Q2	2016Q3	2016Q4	2016	2015Q4	2016Q1	2016Q2	2016Q3	2016Q4
Jamaica	343	0.1	0.1	0.1	0.0	0.0	0.0
Mexico	273	172.9	77.3	36.0	36.8	49.6	50.5	146.9	21.8	41.2	37.3	42.0	26.4
Nicaragua	278	0.1	0.1	0.0	0.0	0.1	0.0	0.2	0.0	0.0	0.0	0.0	0.1
Panama	283	4.0	32.4	2.9	0.6	0.3	0.2	0.2	0.0	0.2	0.0
Paraguay	288	0.3	0.2	0.1	0.1	0.0	0.1	0.4	8.2	0.2	0.1	0.2
Peru	293	4.9	1.4	1.2	0.7	1.6	1.4	1.9	0.5	0.4	0.5	0.3	0.7
Sint Maarten	352	0.0	0.0	0.0	0.1	0.0	0.1
St. Vincent & Grens.	364	0.1	0.0	0.1	0.0
Trinidad and Tobago	369	2.8	0.3	1.6	0.7	0.3	0.2	0.1	0.0	0.1	0.0
Uruguay	298	4.0	1.5	0.9	0.6	1.3	1.3	10.6	1.6	4.7	2.8	2.3	0.8
Venezuela, Rep. Bol.	299	2.6	2.1	0.9	0.3	0.2	1.2	0.5	0.6	0.0	0.3	0.1
Western Hem. n.s.	399	0.1	0.0	0.0	0.0	0.1	0.0	0.0	0.0
Other Countries n.i.e	910	6.1	0.1	0.0	0.2	3.0	2.9	19.3	0.9	0.1	14.1	5.0	0.2
Cuba	928	6.1	0.1	0.0	0.2	3.0	2.9	19.3	0.9	0.1	14.1	5.0	0.2
Countries & Areas n.s.	898	23.6	9.7	4.1	7.6	7.1	4.8	6.3	1.7	0.7	0.7	3.4	1.6
Memorandum Items													
Africa	605	1,622.5	368.9	448.5	402.4	377.5	394.0	479.5	127.5	110.3	116.3	158.6	94.3
Middle East	405	2,688.1	625.6	544.8	720.3	744.0	679.0	408.7	50.5	86.5	120.0	100.1	102.1
European Union	998	47,693.1	11,186.2	11,624.1	12,138.2	12,079.3	11,851.4	57,502.6	14,187.5	13,622.1	14,743.8	14,413.1	14,723.6
Export earnings: fuel	080	3,315.9	752.2	721.3	870.2	935.3	789.1	3,648.2	725.4	657.9	924.0	995.3	1,071.0
Export earnings: nonfuel	092	60,211.6	14,220.8	14,571.9	15,285.5	15,271.3	15,082.9	70,889.6	17,351.0	16,796.3	18,086.0	17,948.6	18,058.7

Russian Federation (922)

In Millions of U.S. Dollars

		Exports (FOB)						Imports (CIF)					
		2016	2015Q4	2016Q1	2016Q2	2016Q3	2016Q4	2016	2015Q4	2016Q1	2016Q2	2016Q3	2016Q4
IFS World		282,189.0	81,103.0	60,247.0	67,890.0	71,372.0	82,680.0	210,665.4	55,887.7	42,009.0	50,210.6	57,830.3	60,615.5
World	001	285,050.7	82,284.0	61,224.7	68,461.5	71,911.9	83,452.6	182,040.0	48,105.1	35,976.8	43,543.8	50,186.6	52,332.8
Advanced Economies	110	156,671.4	44,343.9	34,049.0	36,858.5	38,889.0	46,874.9	92,004.9	24,771.3	17,687.3	22,704.0	24,983.5	26,630.2
Euro Area	163	102,647.6	29,108.5	22,364.0	25,106.6	24,515.9	30,661.1	53,465.9	14,494.7	10,236.1	13,442.6	14,360.3	15,426.9
Austria	122	1,058.9	310.8	207.7	191.2	235.0	425.0 r	1,857.3	546.3	350.2	482.3	485.9	538.8 r
Belgium	124	6,142.1	1,430.2	1,496.9	1,595.5	1,250.5	1,799.2 r	2,285.4	520.0	418.2	533.4	659.6	674.2 r
Cyprus	423	274.7	61.7	58.3	64.7	43.2	108.5 r	80.8	33.2	2.8	5.2	25.6	47.3 r
Estonia	939	1,962.5	452.0	476.8	562.4	446.2	477.2 r	555.3	111.2	129.8	173.9	130.7	120.9 r
Finland	172	6,964.7	1,690.1	1,342.6	1,590.0	1,550.6	2,481.6 r	2,429.5	720.8	440.2	660.6	647.3	681.4 r
France	132	5,087.3	1,529.1	1,124.6	1,140.9	1,164.1	1,657.7 r	8,836.3	1,777.4	1,522.8	1,965.9	2,639.7	2,707.9 r
Germany	134	21,115.1	6,034.8	4,589.0	4,792.2	5,360.9	6,373.0 r	19,326.0	5,520.5	3,909.7	4,942.5	5,072.8	5,401.0 r
Greece	174	2,627.6	677.9	534.8	562.2	577.6	952.9 r	213.4	69.3	38.2	56.3	55.2	63.7 r
Ireland	178	259.6	82.7	119.5	67.2	41.0	31.9 r	882.7	243.0	182.5	252.1	211.0	237.1 r
Italy	136	12,881.2	3,974.8	2,545.6	3,196.1	2,979.1	4,160.4 r	7,751.1	2,423.3	1,494.8	1,975.1	2,056.9	2,224.2 r
Latvia	941	4,427.6	1,152.4	1,281.2	1,355.9	997.2	793.2 r	341.8	86.1	55.5	89.7	84.3	112.2 r
Lithuania	946	2,757.9	777.4	567.6	499.5	566.1	1,124.7 r	416.3	119.4	82.8	95.9	113.0	124.6 r
Luxembourg	137	43.2	11.6	12.1	9.4	11.1	10.6 r	132.5	29.3	18.9	40.5	40.1	33.1 r
Malta	181	2,206.1	486.6	411.6	664.1	629.8	500.5 r	25.3	7.2	6.7	8.0	5.4	5.2 r
Netherlands	138	29,466.4	8,869.5	6,579.3	7,471.4	7,081.7	8,334.0 r	2,955.3	813.0	574.0	851.6	756.2	773.5 r
Portugal	182	469.3	85.2	42.1	128.6	287.9	10.7 r	391.3	102.3	89.3	90.4	114.1	97.5 r
Slovak Republic	936	2,578.7	743.9	588.0	647.0	585.5	758.1 r	1,740.3	488.4	291.1	395.2	429.1	625.0 r
Slovenia	961	155.6	22.0	29.5	83.6	32.1	10.4 r	791.4	224.8	150.5	176.0	209.8	255.1 r
Spain	184	2,169.0	715.8	356.6	484.6	676.3	651.5 r	2,454.0	659.1	478.1	647.8	623.8	704.2 r
Australia	193	64.4	23.8	17.5	15.4	15.8	15.7 r	495.6	153.0	112.0	142.0	95.1	146.6 r
Canada	156	451.4	117.3	91.6	110.7	121.9	127.2 r	687.0	326.8	149.4	195.4	152.7	189.6 r
China,P.R.: Hong Kong	532	656.6	102.8	116.8	166.3	204.9	168.6 r	165.7	38.9	34.5	30.9	41.2	59.1 r
China,P.R.: Macao	546	0.0	0.0	0.0	4.3	0.8	0.2	2.1	1.8	0.2 r
Czech Republic	935	2,630.7	784.6	550.5	571.2	662.9	846.0 r	2,813.0	732.5	545.8	708.0	713.0	846.2 r
Denmark	128	1,279.0	394.7	298.8	367.7	300.0	312.5 r	807.8	226.5	162.8	238.2	216.2	190.6 r
Iceland	176	31.4	4.3	6.7	21.3	1.1	2.2 r	20.3	9.8	3.7	6.9	3.3	6.4 r
Israel	436	1,697.1	374.0	268.4	345.4	433.7	649.6 r	666.2	173.4	184.1	176.2	151.0	154.9 r
Japan	158	9,599.9	3,425.1	2,337.5	2,115.9	2,342.7	2,803.9 r	6,585.9	1,819.9	1,352.4	1,539.0	1,889.2	1,805.3 r
Korea, Republic of	542	10,656.1	3,607.4	2,522.9	1,993.6	2,942.9	3,196.7 r	5,272.6	1,125.4	868.6	1,163.4	1,582.5	1,658.1 r
New Zealand	196	129.6	35.9	1.7	1.1	38.6	88.3 r	106.4	32.6	22.5	27.3	35.5	21.0 r
Norway	142	737.8	192.2	137.0	209.7	178.6	212.6 r	811.5	250.9	38.1	49.2	264.4	459.8 r
Singapore	576	1,799.3	443.3	323.0	309.5	567.5	599.3 r	499.7	143.4	128.7	126.7	106.6	137.7 r
Sweden	144	2,107.0	404.5	421.5	403.8	726.7	555.0 r	1,630.7	597.7	303.7	418.5	473.4	435.1 r
Switzerland	146	2,893.5	876.6	545.8	717.9	900.3	729.5 r	1,885.8	539.9	363.0	550.0	504.9	468.0 r
Taiwan Prov.of China	528	2,439.6	567.6	575.0	591.1	705.0	568.5 r	1,620.4	391.9	358.5	332.8	440.7	488.4 r
United Kingdom	112	6,933.6	1,472.4	1,685.7	1,541.1	1,759.4	1,947.5 r	3,389.2	906.9	656.5	916.4	865.7	950.6 r
United States	111	9,916.6	2,408.9	1,784.6	2,270.0	2,471.1	3,390.8 r	11,077.1	2,806.3	2,166.9	2,638.4	3,086.0	3,185.8 r
Emerg. & Dev. Economies	200	128,016.1	37,858.3	27,102.7	31,548.2	32,954.1	36,411.0	89,989.4	23,328.5	18,272.5	20,835.9	25,184.8	25,696.3
Emerg. & Dev. Asia	505	37,697.7	10,807.5	7,889.0	9,573.5	9,196.2	11,039.0	49,278.6	12,214.7	9,960.1	10,152.4	14,747.4	14,418.7
Bangladesh	513	927.8	399.9	57.2	101.6	220.0	549.0 r	654.4	119.9	167.2	159.8	191.8	135.6 r
Brunei Darussalam	516	0.1	0.1	0.0	0.0	0.1	0.0	0.0
Cambodia	522	9.0	3.0	3.0	1.0	1.9	2.9 r	130.0	26.2	31.6	28.8	41.6	28.0 r
China,P.R.: Mainland	924	27,230.2	7,251.1	5,966.5	7,069.8	6,377.7	7,816.3 r	38,418.5	9,450.7	7,517.2	7,821.4	11,850.1	11,229.8 r
Fiji	819	0.0	0.0	0.0	0.1	0.0	0.0	0.0	0.0	0.0 r
F.T. New Caledonia	839	0.5	0.2	0.2	0.0	0.1	0.1 r	0.0	0.0 r
India	534	5,271.5	1,534.0	948.0	1,316.6	1,431.8	1,575.1 r	2,403.1	568.9	567.2	590.3	596.2	649.5 r
Indonesia	536	369.2	107.7	105.9	75.3	104.0	84.1 r	2,247.9	395.0	532.1	324.7	509.1	882.0 r
Lao People's Dem.Rep	544	11.1	6.1	2.0	6.8	0.8	1.5 r	28.1	0.1	0.1	0.3	27.0	0.7 r
Malaysia	548	1,059.5	92.0	171.2	251.5	244.6	392.2 r	1,186.2	456.9	270.9	263.1	310.8	341.4 r
Maldives	556	0.4	0.0	0.1	0.1	0.1	0.0 r	0.0	0.0	0.0	0.0	0.0 r
Mongolia	948	837.3	309.5	176.2	231.3	228.0	201.8 r	38.9	8.9	7.4	9.6	9.4	12.5 r
Myanmar	518	113.1	31.8	44.8	21.4	20.0	27.0 r	18.2	3.9	4.5	2.7	6.2	4.8 r
Nepal	558	3.1	1.2	0.4	0.6	1.3	0.9 r	0.7	0.1	0.2	0.2	0.2	0.2 r
Papua New Guinea	853	32.3	0.3	9.2	7.9	15.0	0.3 r	3.8	0.8	0.3	0.6	1.3	1.6 r
Philippines	566	176.3	19.9	24.5	35.5	38.8	77.6 r	290.3	96.1	51.5	63.4	82.8	92.7 r
Solomon Islands	813	0.1	0.0	0.1	0.0	0.0 r

Russian Federation (922)

In Millions of U.S. Dollars

		Exports (FOB)						Imports (CIF)					
		2016	2015Q4	2016Q1	2016Q2	2016Q3	2016Q4	2016	2015Q4	2016Q1	2016Q2	2016Q3	2016Q4
Sri Lanka	524	71.4	32.3	27.5	18.8	17.1	8.1 r	280.5	77.6	60.3	68.3	76.9	75.0 r
Thailand	578	554.0	137.3	74.1	84.0	284.3	111.7 r	1,143.9	442.0	220.0	246.1	325.8	352.0 r
Vanuatu	846	0.1	0.0	0.1 r
Vietnam	582	957.4	850.2	265.6	333.3	183.1	175.3 r	2,433.6	567.7	529.6	573.1	718.1	612.8 r
Asia n.s.	598	73.5	30.9	12.5	18.0	27.7	15.1 r	0.1	0.0	0.0	0.0	0.0	0.1 r
Europe	170	70,026.3	20,614.7	14,515.5	17,218.4	17,693.9	20,598.6	30,460.5	8,443.8	5,891.8	7,914.9	8,023.9	8,630.0
Emerg. & Dev. Europe	903	31,737.9	8,874.7	6,455.0	7,711.5	8,115.7	9,455.7	10,860.6	3,422.2	2,245.1	2,638.7	2,746.2	3,230.6
Albania	914	89.2	25.2	11.0	13.9	11.2	53.1 r	10.7	2.2	2.2	1.9	3.3	3.2 r
Bosnia and Herzegovina	963	54.5	20.9	18.7	11.1	10.0	14.8 r	60.8	29.0	20.0	15.2	14.6	11.0 r
Bulgaria	918	2,367.4	622.8	447.7	542.4	687.0	690.2 r	483.4	141.0	93.3	121.0	131.9	137.2 r
Croatia	960	558.7	151.5	92.2	179.8	132.3	154.5 r	211.6	86.4	46.6	45.4	52.8	66.8 r
Faroe Islands	816	45.0	11.0	0.9	39.8	1.6	2.8 r	304.2	103.6	56.8	56.4	59.3	131.7 r
Gibraltar	823	168.3	54.0	44.3	47.4	65.0	11.5 r	0.0	0.0	0.0	0.0	0.0	0.0 r
Hungary	944	2,680.0	802.0	496.5	767.8	698.0	717.6 r	1,620.4	453.4	358.6	393.0	418.8	450.1 r
Macedonia, FYR	962	47.7	13.0	8.6	24.5	7.7	6.9 r	72.1	20.7	20.7	18.1	18.2	15.1 r
Montenegro	943	17.9	1.1	7.6	2.4	4.5	3.3 r	5.2	0.5	1.0	1.1	1.2	2.0 r
Poland	964	9,441.5	2,147.8	1,603.5	2,164.8	2,519.1	3,154.1 r	3,980.7	1,077.0	766.6	982.1	1,036.1	1,196.0 r
Romania	968	1,947.6	401.5	326.0	505.1	455.3	661.1 r	1,260.5	328.6	277.9	288.1	359.3	335.1 r
Serbia, Republic of	942	745.6	265.0	202.8	185.3	154.6	202.9 r	876.0	218.2	190.0	222.2	223.2	240.5 r
Turkey	186	13,574.6	4,359.0	3,195.3	3,227.2	3,369.3	3,782.8 r	1,974.9	961.6	411.4	494.2	427.4	641.9 r
CIS	901	38,286.0	11,738.6	8,059.8	9,505.8	9,577.6	11,142.8	19,413.1	5,010.7	3,638.1	5,263.2	5,139.4	5,372.4
Armenia	911	938.9	301.4	211.3	160.5	253.1	314.0 r	381.9	74.2	104.5	87.3	88.6	101.4 r
Azerbaijan, Rep. of	912	1,389.9	574.5	199.4	326.3	394.2	469.9 r	422.3	165.8	53.4	158.4	69.8	140.7 r
Belarus	913	14,391.9	3,812.0	3,235.9	3,808.4	3,304.4	4,043.2 r	9,327.4	2,068.7	1,763.0	2,476.7	2,569.2	2,518.5 r
Georgia	915	837.8	222.4	165.4	195.2	239.4	237.8 r	239.3	72.0	41.5	62.5	63.9	71.4 r
Kazakhstan	916	9,328.5	2,536.6	1,823.6	2,294.9	2,409.0	2,801.0 r	3,634.0	950.2	780.0	930.9	882.0	1,041.2 r
Kyrgyz Republic	917	1,056.1	336.6	240.0	250.8	253.4	311.8 r	182.3	20.1	26.6	37.8	54.8	63.0 r
Moldova	921	890.9	256.1	281.1	171.7	179.0	259.0 r	262.4	51.2	29.2	51.3	75.8	106.1 r
Tajikistan	923	677.7	197.9	114.2	167.8	169.1	226.6 r	32.4	11.4	8.0	3.8	7.9	12.7 r
Turkmenistan	925	493.3	293.0	153.6	182.3	125.7	31.8 r	314.2	18.4	21.4	249.8	33.1	9.8 r
Ukraine	926	6,291.1	2,666.9	1,194.8	1,459.8	1,741.2	1,895.3 r	3,875.6	1,427.7	679.0	993.6	1,095.4	1,107.6 r
Uzbekistan	927	1,990.1	541.1	440.5	488.0	509.1	552.4 r	741.2	150.9	131.6	210.9	198.8	200.0 r
Europe n.s.	884	2.4	1.5	0.7	1.0	0.6	0.1 r	186.8	10.9	8.5	13.0	138.3	200.0 r
Mid East, N Africa, Pak	440	13,414.7	4,713.2	3,274.1	3,084.2	4,140.2	2,916.3	1,950.6	455.5	697.2	618.7	310.5	324.2
Afghanistan, I.R. of	512	172.9	28.2	34.1	57.7	44.7	36.4 r	5.9	2.7	2.2	1.9	1.3	0.5 r
Algeria	612	3,230.9	1,221.2	443.6	626.2	1,292.1	869.0 r	8.3	0.9	2.4	2.5	1.2	2.3 r
Bahrain, Kingdom of	419	47.6	0.8	0.4	2.9	43.4	0.9 r	6.2	1.9	1.3	1.7	2.4	0.8 r
Djibouti	611	55.8	36.9	44.7	1.2	9.8	0.0 r	0.0	0.0
Egypt	469	2,977.5	1,372.7	1,125.1	638.0	622.2	592.2 r	357.4	46.4	132.1	154.2	40.9	30.2 r
Iran, I.R. of	429	1,826.4	291.0	303.5	449.1	672.3	401.5 r	248.0	71.7	109.7	61.3	30.8	46.2 r
Iraq	433	690.5	301.7	276.6	263.2	121.8	28.9 r	0.0	0.0	0.0
Jordan	439	130.3	108.4	70.7	32.6	19.7	7.4 r	18.3	5.1	3.3	4.9	4.1	5.9 r
Kuwait	443	476.5	115.6	103.5	117.7	122.0	133.4 r	0.3	0.0	0.0	0.0	0.3 r
Lebanon	446	580.7	153.6	105.8	101.3	161.1	212.4 r	12.0	1.4	3.0	3.2	3.0	2.9 r
Libya	672	72.1	71.8	11.9	2.5	49.2	8.6 r
Mauritania	682	29.6	4.5	1.5	1.0	11.7	15.4 r	10.0	3.6	2.3	3.1	3.2	1.4 r
Morocco	686	604.3	174.7	127.5	147.6	254.1	75.2 r	443.0	169.8	216.9	97.6	61.1	67.4 r
Oman	449	114.6	37.1	6.1	40.5	66.4	1.6 r	1.5	0.4	0.4	0.5	0.4	0.2 r
Pakistan	564	140.0	24.6	33.8	31.1	29.9	45.2 r	271.0	42.7	127.5	49.7	50.8	43.0 r
Qatar	453	21.2	1.4	5.5	13.4	1.6	0.7 r	36.3	8.5	7.0	7.9	10.7	10.8 r
Saudi Arabia	456	339.3	169.3	66.3	93.9	135.2	43.9 r	146.1	46.3	28.8	37.5	38.6	41.2 r
Somalia	726	0.7	0.4	0.5	0.0	0.1	0.1 r	0.0	0.0	0.0	0.0	0.0	0.0 r
Sudan	732	170.2	33.4	54.1	50.4	50.1	15.6 r	0.3	0.1	0.0	0.1	0.1	0.0 r
Syrian Arab Republic	463	159.4	72.0	74.4	38.6	35.6	10.8 r	10.4	1.1	4.2	4.8	1.3	0.2 r
Tunisia	744	372.9	66.9	79.6	98.1	86.3	108.8 r	114.9	19.1	27.5	23.8	31.8	31.7 r
United Arab Emirates	466	1,062.9	358.8	260.2	258.7	254.4	289.6 r	260.2	33.6	28.4	164.0	28.6	39.2 r
West Bank and Gaza	487	1.7	1.1	1.1	0.3	0.2	0.1 r	0.4	0.2	0.1	0.1	0.1	0.1 r
Yemen, Republic of	474	136.8	67.1	43.7	18.3	56.3	18.6 r	0.0	0.0	0.0	0.0	0.0	0.0 r
Sub-Saharan Africa	603	1,943.1	556.8	534.7	497.5	516.1	394.9	1,365.0	331.6	251.1	318.7	383.8	411.3
Angola	614	526.0	91.3	288.8	119.2	113.4	4.6 r	0.0	0.0	0.0

Russian Federation (922)

In Millions of U.S. Dollars

		Exports (FOB)						Imports (CIF)					
		2016	2015Q4	2016Q1	2016Q2	2016Q3	2016Q4	2016	2015Q4	2016Q1	2016Q2	2016Q3	2016Q4
Benin	638	1.4	0.5	0.4	0.3	0.7	0.0 r	0.0	0.0	0.0	0.0	0.0 r
Botswana	616	22.9	2.8	6.6	6.1	4.7	5.4 r	0.0	0.0	0.0
Burkina Faso	748	5.8	0.8	1.5	1.8	1.6	0.9 r	0.1	0.0	0.1
Burundi	618	10.5	0.2	2.7	0.6	0.5	6.7 r	1.1	0.0	0.4	0.4	0.3	0.0 r
Cabo Verde	624	0.0	0.2	0.0	0.0	0.0	0.0	0.0	0.0 r
Cameroon	622	40.9	5.9	5.9	10.4	13.3	11.4 r	4.0	1.2	0.7	1.1	1.2	0.9 r
Central African Rep.	626	0.9	0.0	0.2	0.2	0.4	0.0	0.0	0.0	0.0	0.0 r
Chad	628	0.1	0.0	0.0	0.1	0.0	0.0 r
Comoros	632	0.7	0.2	0.1	0.0	0.5
Congo, Dem. Rep. of	636	27.3	11.6	2.7	6.4	7.5	10.7 r	0.2	0.0	0.0	0.1	0.1	0.1 r
Congo, Republic of	634	5.5	3.6	0.9	1.7	2.4	0.5 r	0.2	0.0	0.0	0.0	0.1	0.1 r
Côte d'Ivoire	662	68.1	16.0	13.5	2.8	21.7	30.2 r	255.3	80.4	42.1	50.6	75.4	87.2 r
Equatorial Guinea	642	1.1	0.6	0.1	0.3	0.7	0.1 r
Ethiopia	644	34.6	9.0	4.5	16.0	6.6	7.5 r	18.0	8.2	3.4	3.2	7.4	4.1 r
Gabon	646	0.6	0.4	0.1	0.3	0.1	0.1 r	36.3	0.0	0.1	0.1	11.2	25.0 r
Gambia, The	648	5.2	0.0	5.2 r	0.0	0.0	0.0	0.0 r
Ghana	652	199.4	26.1	37.7	90.3	39.2	32.3 r	70.2	20.9	10.4	9.1	11.9	38.8 r
Guinea	656	10.5	3.3	2.8	1.2	2.3	4.1 r	1.2	0.8	0.0	0.3	0.4	0.4 r
Guinea-Bissau	654	0.1	0.0	0.0	0.0	0.0
Kenya	664	118.1	34.7	25.6	25.2	39.7	27.5 r	145.7	39.2	41.4	38.8	31.7	33.8 r
Liberia	668	0.4	0.1	0.3	0.0	0.0	0.0 r	0.2	0.2	0.0	0.2
Madagascar	674	2.1	0.0	0.1	0.5	0.1	1.5 r	7.4	1.8	1.9	1.4	2.5	1.6 r
Malawi	676	18.0	5.6	1.6	0.7	1.6	14.1 r	58.1	19.1	25.9	8.9	8.8	14.6 r
Mali	678	13.2	1.1	1.9	3.2	3.4	4.7 r	0.6	0.0	0.0	0.6	0.0	0.0 r
Mauritius	684	10.7	0.5	0.6	0.5	1.7	7.8 r	7.2	1.5	1.4	1.8	2.0	2.0 r
Mozambique	688	36.8	18.5	5.8	9.5	21.1	0.4 r	32.8	10.3	11.8	8.8	5.4	6.8 r
Namibia	728	19.4	32.0	0.1	0.0	18.7	0.6 r	0.5	0.2	0.5	0.0	0.0	0.0 r
Niger	692	0.2	0.0	0.0	0.2 r	0.0	10.2	0.0	0.0	0.0	0.0 r
Nigeria	694	350.6	89.7	43.5	93.7	78.5	134.8 r	11.2	3.8	0.9	3.7	5.0	1.6 r
Rwanda	714	6.4	7.0	1.7	2.8	2.0	2.5	0.4	0.6	0.7	0.9	0.4 r
São Tomé & Príncipe	716	0.0	0.0	0.0	0.1	0.0	0.0	0.0 r
Senegal	722	61.6	11.3	2.7	13.5	25.0	20.5 r	5.1	0.5	2.8	2.3	0.1	0.0 r
Seychelles	718	6.1	3.9	0.4	0.6	3.8	1.4 r	0.6	0.1	0.0	0.2	0.4	0.0 r
Sierra Leone	724	2.1	0.2	0.3	0.4	1.3	0.1 r	0.5	0.0	0.0	0.2	0.1	0.2 r
South Africa	199	207.5	50.3	31.2	66.3	77.0	33.1 r	565.7	100.3	81.6	147.9	184.4	151.7 r
Swaziland	734	1.5	0.3	0.0	0.4	0.4	0.7 r
Tanzania	738	78.6	29.9	30.1	13.8	19.0	15.7 r	50.2	11.6	7.8	12.6	11.2	18.6 r
Togo	742	11.0	51.2	10.2	0.5	0.1	0.2 r	0.0	0.0	0.0	0.0
Uganda	746	30.2	33.8	2.6	7.2	7.9	12.7 r	14.8	3.9	2.6	6.4	3.3	2.6 r
Zambia	754	0.5	13.7	0.3	0.2	0.0	15.0	2.7	0.4	2.0	5.2	7.5 r
Zimbabwe	698	8.6	1.0	7.4	1.2	0.0 r	57.6	13.7	14.0	17.1	14.0	12.5 r
Africa n.s.	799	0.0	0.0	0.0	0.1	0.0	0.1	0.0
Western Hemisphere	205	4,934.2	1,166.0	889.4	1,174.7	1,407.8	1,462.3	6,934.7	1,882.9	1,472.4	1,831.1	1,719.2	1,912.0
Argentina	213	204.9	47.3	21.4	43.2	60.4	79.9 r	711.9	180.9	135.1	223.0	169.1	184.7 r
Aruba	314	21.6	0.1	21.5
Bahamas, The	313	0.0	0.0	0.3	0.2	0.1	0.1	0.1	0.1 r
Barbados	316	0.0	0.0	0.1	0.1	0.0	0.0	0.0	0.1 r
Belize	339	1.9	0.9	1.2	0.2	0.1	0.3 r	0.0	0.0	0.0	0.0	0.0 r
Bolivia	218	2.5	0.8	0.2	0.6	0.5	1.2 r	5.7	2.5	1.1	1.1	1.9	1.6 r
Brazil	223	1,688.5	343.9	283.3	435.3	472.1	497.7 r	2,468.3	747.8	510.2	640.0	665.1	653.0 r
Chile	228	48.4	10.7	11.0	9.5	11.7	16.2 r	554.4	169.8	127.6	154.3	149.3	123.2 r
Colombia	233	219.9	25.3	40.5	30.8	28.2	120.4 r	101.1	38.8	26.4	25.0	25.4	24.3 r
Costa Rica	238	23.0	0.8	10.1	4.1	4.4	4.5 r	65.5	22.7	14.6	16.2	13.1	21.6 r
Dominica	321	0.4	0.4	0.0	0.1	0.0	0.0	0.0	0.0	0.1 r
Dominican Republic	243	29.0	5.1	5.8	7.6	11.3	4.3 r	13.1	4.1	2.3	2.9	4.0	3.8 r
Ecuador	248	197.3	63.4	34.5	59.1	54.0	49.7 r	1,208.6	313.0	339.9	321.6	234.5	312.6 r
El Salvador	253	6.7	0.9	1.8	2.5	1.5	0.9 r	1.4	0.5	0.3	0.3	0.4	0.6 r
Falkland Islands	323	0.0	0.1	0.0
Greenland	326	0.0	0.0	87.9	21.1	20.4	10.5	23.4	33.6 r
Guatemala	258	37.2	14.9	10.3	20.8	5.0	1.2 r	17.6	2.8	3.2	4.1	4.9	5.4 r

Russian Federation (922)

In Millions of U.S. Dollars

		Exports (FOB)						Imports (CIF)					
		2016	2015Q4	2016Q1	2016Q2	2016Q3	2016Q4	2016	2015Q4	2016Q1	2016Q2	2016Q3	2016Q4
Guyana	336	0.5	0.3	0.1	0.2	0.2	0.1 r	2.4	0.6	0.9	1.2	0.2	0.2 r
Haiti	263	5.1	4.8	0.0	0.0	5.1	0.2	0.1	0.1	0.1	0.0	0.1 r
Honduras	268	17.8	4.1	8.0	6.6	2.1	1.1 r	15.4	1.2	3.0	4.7	3.4	4.3 r
Jamaica	343	1.6	0.3	0.1	0.2	0.1	1.2 r	84.5	30.1	20.4	24.8	16.0	23.3 r
Mexico	273	1,086.6	234.2	216.8	268.1	282.7	319.0 r	678.4	132.7	156.5	158.6	154.8	208.5 r
Netherlands Antilles	353	60.3	7.5	15.5	37.2 r
Nicaragua	278	25.1	9.0	8.0	2.9	13.8	0.3 r	8.8	1.8	1.0	3.0	3.6	1.2 r
Panama	283	12.3	9.4	2.4	3.7	3.9	2.4 r	1.3	0.8	0.5	0.3	0.5	0.0 r
Paraguay	288	5.9	2.3	0.9	2.3	1.4	1.2 r	716.6	164.8	65.8	198.3	205.2	247.3 r
Peru	293	199.3	300.1	39.2	47.2	49.6	63.3 r	86.7	19.8	25.2	21.2	18.5	21.7 r
St. Kitts and Nevis	361	0.3	0.0	0.0	0.0
St. Lucia	362	0.0	0.0	0.1	0.0	0.0
Suriname	366	1.8	0.2	0.5	0.8	0.3 r	0.1	0.1	0.0	0.0	0.0	0.0 r
Trinidad and Tobago	369	748.6	61.0	85.0	202.7	251.2	209.7 r	0.3	0.1	0.0	0.0	0.1	0.1 r
Uruguay	298	34.1	13.3	12.0	13.7	2.8	5.7 r	103.0	26.1	17.5	19.8	25.3	40.4 r
Venezuela, Rep. Bol.	299	220.9	6.4	81.6	7.3	94.6	37.4 r	0.8	0.0	0.1	0.0	0.2	0.5 r
Western Hem. n.s.	399	32.8	6.5	7.3	5.4	13.2	6.9 r	0.0	0.3	0.0	0.0	0.0 r
Other Countries n.i.e	910	308.2	36.6	70.3	46.3	53.9	137.7	43.3	5.3	16.9	3.8	16.9	5.8
Cuba	928	238.3	18.7	56.9	29.6	38.4	113.5 r	33.5	1.9	13.2	2.3	16.1	2.0 r
Korea, Dem. People's Rep.	954	69.9	17.8	13.5	16.7	15.5	24.3 r	9.8	3.4	3.7	1.5	0.8	3.8 r
Countries & Areas n.s.	898	55.0	45.2	2.7	8.5	14.9	28.8 r	2.3	0.1	0.1	0.2	1.5	0.6 r
Memorandum Items													
Africa	605	6,407.6	2,094.9	1,286.2	1,422.0	2,220.3	1,479.1	1,941.4	525.1	500.2	445.8	481.2	514.2
Middle East	405	8,637.5	3,122.4	2,454.7	2,070.9	2,361.4	1,750.5	1,097.2	216.7	318.4	440.1	160.9	177.8
European Union	998	132,593.0	36,290.2	28,286.4	32,150.4	32,456.5	39,699.7	69,663.2	19,044.7	13,447.9	17,553.3	18,627.6	20,034.4
Export earnings: fuel	080	21,503.8	6,382.5	4,273.1	5,205.6	6,367.3	5,657.8	6,441.8	1,655.9	1,401.3	1,966.0	1,376.0	1,698.5
Export earnings: nonfuel	092	263,546.9	75,901.5	56,951.7	63,255.9	65,544.6	77,794.7	175,598.2	46,449.3	34,575.5	41,577.9	48,810.6	50,634.3

Rwanda (714)

In Millions of U.S. Dollars

		Exports (FOB)						Imports (CIF)					
		2016	2015Q4	2016Q1	2016Q2	2016Q3	2016Q4	2016	2015Q4	2016Q1	2016Q2	2016Q3	2016Q4
IFS World	
World	001	623.3	218.5	187.8	118.9	130.4	186.1	1,778.5	497.5	377.9	450.3	472.2	478.1
Advanced Economies	110	151.9	90.7	71.0	29.0	15.4	36.5	409.7	114.0	94.2	120.3	92.1	103.2
Euro Area	163	32.6	12.8	6.6	8.5	5.5	12.1	198.1	67.0	42.7	57.7	48.7	48.9
Austria	122	1.8	2.0 r	0.5 r	0.5 r	0.4 r	0.4 r	1.5	0.5 r	0.9 r	0.3 r	0.1 r	0.2 r
Belgium	124	18.3	7.3 r	3.7 r	2.9 r	3.7 r	8.0 r	43.4	9.4 r	13.8 r	12.8 r	7.4 r	9.4 r
Cyprus	423	0.0	0.0 r	0.3	0.0 r	0.2 r	0.1 r	0.1 r	0.0 r
Estonia	939	0.6	0.0 r	0.6 r
Finland	172	2.1	0.4 r	0.4 r	0.6 r	0.1 r	1.1 r	5.8	4.5 r	2.0 r	0.2 r	1.2 r	2.4 r
France	132	2.0	0.2 r	0.3 r	1.0 r	0.4 r	0.4 r	24.0	10.8 r	0.3 r	0.5 r	11.4 r	11.8 r
Germany	134	2.5	1.9 r	1.0 r	0.4 r	0.6 r	0.4 r	67.1	21.6 r	13.7 r	23.4 r	17.1 r	12.8 r
Greece	174	0.1	0.0 r	0.0 r	0.0 r	0.0 r	0.1 r	0.1	0.1 r	0.1 r	0.0 r	0.0 r	0.0 r
Ireland	178	0.0	0.1 r	0.0 r	0.0 r	2.2	0.2 r	0.6 r	0.6 r	0.0 r	1.0 r
Italy	136	2.7	0.3 r	0.5 r	0.8 r	0.1 r	1.3 r	20.8	8.4 r	2.4 r	7.8 r	4.8 r	5.9 r
Latvia	941	0.3 r	1.7	0.6 r	1.2 r	0.4 r	0.0 r	0.0 r
Lithuania	946	0.0	0.0 r	2.1	0.3 r	0.2 r	1.8 r	0.0 r	0.0 r
Luxembourg	137	2.2	0.0 r	2.2 r	0.5	0.4 r	0.2 r	0.2 r	0.1 r	0.0 r
Malta	181	0.2	0.2 r	0.0 r
Netherlands	138	0.8	0.3 r	0.2 r	0.1 r	0.2 r	0.3 r	21.1	8.4 r	6.1 r	6.9 r	4.6 r	3.5 r
Portugal	182	0.0	0.0 r	0.0 r	3.2	0.2 r	0.2 r	1.7 r	1.0 r	0.3 r
Slovenia	961	0.0	0.0 r	0.2	0.1 r	0.1 r	0.0 r	0.0 r	0.0 r
Spain	184	0.2	0.0 r	0.0 r	0.0 r	0.0 r	0.1 r	3.2	1.5 r	0.7 r	1.0 r	0.7 r	0.8 r
Australia	193	1.0	0.8 r	0.2 r	0.2 r	0.1 r	0.5 r	0.8	0.4 r	0.0 r	0.3 r	0.1 r	0.4 r
Canada	156	0.7	0.1 r	0.1 r	0.1 r	0.2 r	0.3 r	8.2	1.9 r	0.5 r	3.9 r	1.8 r	2.0 r
China,P.R.: Hong Kong	532	11.7	0.6 r	3.9 r	3.0 r	1.9 r	2.8 r	8.8	2.8 r	1.5 r	2.2 r	2.7 r	2.3 r
Czech Republic	935	0.9	0.0 r	0.1 r	0.3 r	0.5 r	1.4	0.1 r	0.2 r	0.5 r	0.7 r	0.0 r
Denmark	128	0.2	0.0 r	0.0 r	0.1 r	0.1 r	0.0 r	5.9	0.9 r	1.0 r	2.5 r	0.8 r	1.7 r
Israel	436	0.0	0.2 r	0.0 r	0.0 r	0.0 r	0.0 r	6.6	1.8 r	3.9 r	2.2 r	0.5 r
Japan	158	1.6	2.4 r	0.8 r	0.2 r	0.3 r	0.3 r	57.4	11.9 r	13.2 r	18.2 r	19.0 r	7.0 r
Korea, Republic of	542	1.2	0.3 r	0.4 r	0.5 r	0.2 r	0.0 r	24.6	5.6 r	9.2 r	9.4 r	4.4 r	1.5 r
New Zealand	196	0.4	0.0 r	0.0 r	0.0 r	0.1 r	0.2 r	0.1	0.2 r	0.0 r	0.0 r	0.0 r	0.0 r
Norway	142	0.4	0.5 r	0.3 r	0.0 r	0.0 r	0.0 r	5.1	0.1 r	1.2 r	1.9 r	2.0 r	0.0 r
Singapore	576	20.1	10.7 r	0.9 r	8.8 r	1.3 r	9.1 r	5.2	0.3 r	1.8 r	1.6 r	0.8 r	1.1 r
Sweden	144	1.0	0.0 r	0.3 r	0.4 r	0.2 r	0.1 r	14.9	1.3 r	1.4 r	5.6 r	1.8 r	6.2 r
Switzerland	146	54.9	47.4 r	52.3 r	2.2 r	0.3 r	0.0 r	9.2	2.1 r	2.5 r	1.5 r	0.4 r	4.7 r
Taiwan Prov.of China	528	0.3 e	0.1 e	0.1 e	0.1 e	0.0 e	0.1 e	0.2	0.0 r	0.1 r	0.0 r	0.0 r	0.1 r
United Kingdom	112	6.1	4.5 r	1.6 r	0.8 r	1.0 r	2.8 r	16.2	1.8 r	3.0 r	3.2 r	5.6 r	4.5 r
United States	111	18.7	10.4 r	3.4 r	3.9 r	3.8 r	7.6 r	46.9	15.8 r	12.0 r	9.5 r	2.7 r	22.7 r
Emerg. & Dev. Economies	200	469.8	127.1	116.4	89.6	114.7	149.2	1,367.8	383.0	283.6	329.8	379.8	374.6
Emerg. & Dev. Asia	505	14.1	6.3	2.4	2.3	4.6	4.8	554.7	176.3	102.7	155.6	155.0	141.4
Bangladesh	513	0.0 r	0.3	0.0 r	0.1 r	0.1 r	0.1 r	0.1 r
Cambodia	522	0.0	0.0 r	0.0 r	0.0 r	0.0 r	0.0 r	0.1	0.0 r	0.0 r	0.0 r	0.0 r	0.0 r
China,P.R.: Mainland	924	4.8	3.3 r	1.3 r	0.7 r	1.6 r	1.2 r	377.8	127.8 r	68.9 r	103.9 r	107.5 r	97.4 r
F.T. New Caledonia	839	0.1	0.0 r	0.0 r	0.0 r	0.0 r	0.0 r
India	534	0.7	0.3 r	0.1 r	0.1 r	0.3 r	0.3 r	131.9	36.9 r	28.5 r	44.8 r	31.1 r	27.4 r
Indonesia	536	0.0	0.0 r	8.5	2.7 r	1.0 r	1.6 r	2.7 r	3.3 r
Malaysia	548	7.4	0.9 r	0.8 r	1.1 r	2.4 r	3.1 r	16.9	2.1 r	1.3 r	2.0 r	5.9 r	7.7 r
Nepal	558	0.1	0.0 r	0.0 r	0.0 r	0.0 r	0.0	0.0 r	0.0 r	0.0 r	0.0 r	0.0 r
Philippines	566	0.0	0.0 r	0.0 r	0.0 r	0.0 r	0.4	0.2 r	0.1 r	0.1 r	0.1 r	0.1 r
Sri Lanka	524	0.0	1.8 r	0.0 r	0.5	0.3 r	0.1 r	0.1 r	0.1 r	0.2 r
Thailand	578	0.8	0.0 r	0.1 r	0.3 r	0.2 r	0.2 r	13.7	2.2 r	1.8 r	2.0 r	6.2 r	3.6 r
Vietnam	582	0.3	0.0 r	0.1 r	0.1 r	0.1 r	0.1 r	0.8	3.0 r	0.1 r	0.1 r	0.2 r	0.3 r
Asia n.s.	598	3.7	1.1 r	0.7 r	0.7 r	1.0 r	1.2 r
Europe	170	0.9	0.3	0.6	0.1	0.1	0.2	83.9	22.4	33.4	23.7	18.6	8.2
Emerg. & Dev. Europe	903	0.8	0.3	0.6	0.0	0.1	0.2	50.3	18.7	24.8	9.7	8.0	7.8
Bulgaria	918	0.0	0.0 r	0.0 r	1.9	0.3 r	0.6 r	0.5 r	0.3 r	0.5 r
Hungary	944	0.0	0.0 r	0.0 r	0.5	0.1 r	0.1 r	0.1 r	0.1 r	0.2 r
Macedonia, FYR	962	0.1 r	0.0	0.0 r	0.0 r	0.0 r	0.0 r
Poland	964	0.2	0.0 r	0.0 r	0.0 r	0.1 r	0.1 r	4.7	0.1 r	3.2 r	0.1 r	1.3 r	0.1 r
Romania	968	0.2	0.0 r	0.1 r	0.0 r	0.1	0.0 r	0.1 r

Rwanda (714)

In Millions of U.S. Dollars

		Exports (FOB)						Imports (CIF)					
		2016	2015Q4	2016Q1	2016Q2	2016Q3	2016Q4	2016	2015Q4	2016Q1	2016Q2	2016Q3	2016Q4
Serbia, Republic of	942	0.0 r	1.9	0.1 r	1.8 r	0.1 r	0.0 r
Turkey	186	0.5	0.2 r	0.4 r	0.1 r	41.2	18.0 r	19.0 r	8.9 r	6.2 r	7.1 r
CIS	901	0.1	0.0	0.0	0.0	0.0	0.0	33.6	3.7	8.6	14.0	10.6	0.4
Belarus	913	0.0	0.0 r	0.0 r	0.4	0.0 r	0.4 r
Georgia	915	0.3	0.1 r	0.1 r	0.1 r	0.1 r	0.1 r
Russian Federation	922	0.1	0.0 r	0.0 r	0.0 r	0.0 r	0.0 r	31.6	3.0 r	8.3 r	13.7 r	9.7 r
Ukraine	926	0.0	0.0 r	0.0 r	0.0 r	0.0 r	0.0 r	1.2	0.5 r	0.3 r	0.3 r	0.4 r	0.3 r
Europe n.s.	884	0.1	0.0 r	0.0 r	0.0 r	0.0 r	0.0 r
Mid East, N Africa, Pak	440	88.6	13.4	22.4	16.8	21.4	28.0	169.0	42.6	27.3	30.9	49.6	61.3
Bahrain, Kingdom of	419	0.6	0.3 r	0.1 r	0.1 r	0.2 r	0.2 r
Djibouti	611	0.0	0.0 r	0.0 r	0.0 r	0.0 r	0.1	0.0 r	0.0 r	0.0 r	0.0 r
Egypt	469	0.0	0.2 r	0.0 r	0.0 r	0.0 r	0.0 r	17.4	6.6 r	2.6 r	3.1 r	5.2 r	6.6 r
Iran, I.R. of	429	2.0	0.8 r	0.3 r	0.3 r	0.6 r	0.7 r
Jordan	439	0.6	0.3 r	0.2 r	0.2 r	0.2 r
Kuwait	443	0.1	0.0 r	0.0 r	0.0 r	0.0 r	0.0 r
Lebanon	446	0.0	0.0 r	0.9	0.5 r	0.1 r	0.2 r	0.5 r	0.1 r
Mauritania	682	1.0	0.2 r	0.2 r	0.3 r	0.4 r
Morocco	686	0.4	0.0 r	0.1 r	0.1 r	0.1 r	0.1 r	1.2	0.0 r	0.2 r	0.2 r	0.3 r	0.4 r
Oman	449	0.0	0.0 r	0.0 r	0.0 r	0.0 r	0.0 r	0.6	0.1 r	0.1 r	0.1 r	0.2 r	0.2 r
Pakistan	564	0.2	0.0 r	0.0 r	0.0 r	0.1 r	28.4	7.5 r	4.2 r	5.0 r	8.5 r	10.7 r
Qatar	453	0.0	0.0 r	0.0 r	0.0 r	0.0 r	0.0 r	1.3	0.0 r	0.2 r	0.2 r	0.4 r	0.5 r
Saudi Arabia	456	0.7	0.0 r	0.2 r	0.1 r	0.2 r	0.2 r	9.5	2.7 r	1.4 r	1.7 r	2.9 r	3.6 r
Sudan	732	0.3	0.2 r	0.1 r	0.1 r	0.1 r	0.1 r	0.2	0.1 r	0.0 r	0.0 r	0.0 r	0.0 r
Tunisia	744	0.0 r	1.9	0.0 r	0.5 r	0.5 r	0.5 r	0.5 r
United Arab Emirates	466	87.0	12.9 r	22.0 r	16.5 r	21.0 r	27.5 r	103.2	23.7 r	17.3 r	19.0 r	29.8 r	37.0 r
Sub-Saharan Africa	603	365.9	107.1	90.8	70.4	88.6	116.2	550.7	141.2	118.6	117.8	154.1	160.2
Botswana	616	0.0	0.0 r	0.0 r	0.0 r	0.0 r	0.0 r	0.1	0.0 r	0.0 r	0.0 r	0.0 r	0.0 r
Burundi	618	35.9	7.6 r	7.1 r	6.6 r	9.5 r	12.7 r	5.2	2.2 r	1.4 r	1.2 r	1.3 r	1.4 r
Cameroon	622	0.1	0.0 r	0.0 r	0.0 r	0.0 r	0.0 r	0.1	0.0 r	0.0 r	0.0 r	0.0 r	0.0 r
Central African Rep.	626	0.0	3.2 r	0.0 r	0.0 r	0.0 r	0.0 r	0.0	0.0 r	0.0 r	0.0 r	0.0 r	0.0 r
Congo, Dem. Rep. of	636	197.8	59.9 r	50.1 r	37.5 r	47.7 r	62.5 r	9.2	3.1 r	1.3 r	1.6 r	2.8 r	3.4 r
Côte d'Ivoire	662	0.1	0.0 r	0.0 r	0.0 r	0.0 r	0.0 r	0.1	0.0 r	0.0 r	0.0 r	0.0 r	0.0 r
Ethiopia	644	5.0	1.6 r	1.3 r	0.9 r	1.2 r	1.6 r	0.8	0.1 r	0.1 r	0.1 r	0.2 r	0.3 r
Ghana	652	0.0	0.1 r	0.0 r	0.0 r	0.0 r	0.0 r	0.2	0.0 r	0.0 r	0.0 r	0.0 r	0.1 r
Kenya	664	99.5	29.0 r	25.2 r	18.9 r	24.0 r	31.4 r	139.4	36.1 r	25.4 r	26.4 r	39.4 r	48.2 r
Liberia	668	0.0	0.0 r	0.0 r	0.0 r	0.0 r	0.0 r	0.2	0.0 r	0.0 r	0.0 r	0.0 r	0.1 r
Madagascar	674	0.1	0.0 r	0.0 r	0.0 r	0.0 r	0.0 r	0.2	0.2 r	0.0 r	0.0 r	0.1 r	0.1 r
Malawi	676	2.5	0.0 r	0.6 r	0.5 r	0.6 r	0.8 r	5.4	0.1 r	0.8 r	1.0 r	1.6 r	2.0 r
Mali	678	0.0	0.0 r	0.0 r	0.0 r	0.0 r	0.0 r	0.4	0.1 r	0.1 r	0.1 r	0.1 r	0.1 r
Mauritius	684	0.0	0.0 r	0.0 r	0.0 r	0.0 r	0.0 r	4.4	1.2 r	0.6 r	0.8 r	1.3 r	1.7 r
Mozambique	688	0.0	0.0 r	0.0 r	0.0 r	0.0 r	0.0 r	0.4	0.5 r	0.1 r	0.1 r	0.1 r	0.1 r
Namibia	728	0.2	0.0 r	0.0 r	0.0 r	0.1 r	0.1 r
Nigeria	694	0.0	0.4 r	0.0 r	0.0 r	0.0 r	0.0 r	0.7	0.1 r	0.1 r	0.1 r	0.2 r	0.3 r
Senegal	722	0.0	0.0 r	0.0 r	0.0 r	0.0 r	0.0 r	0.1	0.0 r	0.0 r	0.0 r	0.0 r
South Africa	199	2.6	0.5 r	1.0 r	0.3 r	0.6 r	0.8 r	44.7	11.7 r	17.0 r	11.0 r	8.7 r	7.9 r
South Sudan, Rep. of	733	1.3	1.7 r	0.3 r	0.3 r	0.3 r	0.4 r	0.0	0.0 r	0.0 r	0.0 r	0.0 r	0.0 r
Swaziland	734	0.0	0.0 r	0.0 r	0.0 r	0.0 r	0.0 r	3.5	0.8 r	0.5 r	0.6 r	1.0 r	1.3 r
Tanzania	738	5.9	0.7 r	1.5 r	1.1 r	1.4 r	1.9 r	95.0	22.6 r	16.5 r	17.8 r	27.4 r	33.3 r
Togo	742	0.1	0.0 r	0.0 r	0.0 r	0.0 r	0.0 r	0.1	0.0 r	0.0 r	0.0 r	0.0 r	0.0 r
Uganda	746	14.6	1.9 r	3.5 r	4.1 r	3.1 r	3.9 r	199.8	58.3 r	49.0 r	50.1 r	59.8 r	41.0 r
Zambia	754	0.0	0.1 r	0.0 r	0.0 r	0.0 r	40.1	3.8 r	5.5 r	6.6 r	9.5 r	18.5 r
Zimbabwe	698	0.0	0.0 r	0.0 r	0.0 r	0.0 r	0.0 r	0.5	0.1 r	0.1 r	0.1 r	0.2 r	0.2 r
Africa n.s.	799	0.2	0.1 r	0.1 r	0.0 r	0.1 r	0.1 r	0.0	0.0 r	0.0 r	0.0 r	0.0 r
Western Hemisphere	205	0.2	0.0	0.0	0.0	0.0	0.0	9.4	0.6	1.6	1.9	2.5	3.5
Argentina	213	0.0	0.1 r	0.0 r	0.0 r	0.0 r	0.0 r
Belize	339	0.1 r
Brazil	223	0.0 r	2.2	0.0 r	0.3 r	0.4 r	0.4 r	1.0 r
Colombia	233	0.2	0.2 r	0.0 r	0.0 r	0.1 r	0.1 r
Curacao	354	0.3	0.0 r	0.0 r	0.1 r	0.1 r
Ecuador	248	0.0	0.0 r	0.0 r	0.0 r	0.0 r	0.5	0.0 r	0.1 r	0.1 r	0.1 r	0.1 r

Rwanda (714)

In Millions of U.S. Dollars

		Exports (FOB)						Imports (CIF)					
		2016	2015Q4	2016Q1	2016Q2	2016Q3	2016Q4	2016	2015Q4	2016Q1	2016Q2	2016Q3	2016Q4
Guatemala	258	0.1	0.2 r	0.0 r	0.0 r	0.0 r	0.0 r
Mexico	273	0.0	0.0 r	0.0 r	0.0 r	0.0 r	0.5	0.0 r	0.1 r	0.1 r	0.1 r	0.1 r
Panama	283	0.1	0.0 r	0.0 r	0.0 r	0.0 r
Uruguay	298	1.0	0.3 r	0.3 r	0.3 r	0.3 r
Western Hem. n.s.	399	4.5	0.1 r	0.7 r	0.8 r	1.4 r	1.7 r
Other Countries n.i.e	910	0.0	0.0	0.0	0.0	0.0	0.0	1.0	0.5	0.2	0.2	0.3	0.4
Korea, Dem. People's Rep.	954	0.0	0.0 r	0.0 r	0.0 r	0.0 r	0.0 r	1.0	0.5 r	0.2 r	0.2 r	0.3 r	0.4 r
Countries & Areas n.s.	898	1.6	0.7 r	0.4 r	0.3 r	0.4 r	0.5 r
Memorandum Items													
Africa	605	365.3	105.6	90.7	70.3	88.4	115.9	555.0	141.4	119.5	118.7	155.2	161.6
Middle East	405	87.8	13.1	22.2	16.7	21.2	27.7	136.4	34.9	22.3	25.0	39.9	49.2
European Union	998	41.3	17.3	8.7	9.9	7.1	15.5	243.9	71.6	52.3	70.2	59.3	62.1
Export earnings: fuel	080	89.4	15.1	22.6	17.0	21.5	28.2	150.7	30.8	28.0	35.5	44.3	42.9
Export earnings: nonfuel	092	533.9	203.4	165.2	102.0	108.9	157.9	1,627.9	466.7	350.0	414.8	427.9	435.2

Samoa (862)

In Millions of U.S. Dollars

		Exports (FOB)						Imports (CIF)					
		2016	2015Q4	2016Q1	2016Q2	2016Q3	2016Q4	2016	2015Q4	2016Q1	2016Q2	2016Q3	2016Q4
IFS World		14.8	10.8	13.6	17.8	86.6	84.2	88.2	89.0
World	001	62.7	15.3	11.2	15.4	15.6	20.5	404.4	90.7	90.5	102.8	106.0	105.0
Advanced Economies	110	36.3	10.2	6.6	9.9	8.5	11.3	274.6	56.3	60.6	70.6	71.0	72.5
Euro Area	163	0.4	0.0	0.0	0.1	0.2	0.1	2.2	0.6	0.2	0.8	0.5	0.7
Finland	172	0.1	0.0 r	0.0 r	0.0 r	0.0 r	0.0 r
France	132	0.4	0.0 r	0.1 r	0.0 r	0.0 r	0.3 r
Germany	134	0.4	0.0 r	0.1 r	0.1 r	0.1 r	0.9	0.5 r	0.0 r	0.7 r	0.0 r	0.0 r
Italy	136	0.6	0.1 r	0.0 r	0.0 r	0.2 r	0.3 r
Netherlands	138	0.1	0.0 r	0.0 r	0.3	0.0 r	0.0 r	0.0 r	0.1 r	0.1 r
Australia	193	22.6	5.8 r	3.6 r	6.3 r	5.4 r	7.3 r	33.4	9.5 r	8.0 r	8.5 r	9.0 r	8.0 r
China,P.R.: Hong Kong	532	0.0	0.0 r	0.0 r	7.9	2.1 r	1.2 r	0.8 r	1.3 r	4.6 r
Czech Republic	935	0.0 e	0.1	0.0 r	0.0 r	0.0 r
Iceland	176	0.1	0.0 r	0.0 r	0.0 r	0.0 r	0.0 r
Japan	158	2.1	1.1 r	0.6 r	0.6 r	0.3 r	0.6 r	18.4	5.0 r	3.5 r	4.3 r	5.6 r	5.0 r
Korea, Republic of	542	0.0	0.0 r	0.0 r	0.0 r	0.0 r	0.0 r	0.8	0.1 r	0.2 r	0.2 r	0.2 r	0.2 r
New Zealand	196	7.2	2.3 r	1.4 r	1.6 r	1.6 r	2.6 r	80.4	27.5 r	19.3 r	26.4 r	16.6 r	18.2 r
Singapore	576	0.1	0.1 r	0.0 r	0.0 r	0.0 r	0.0 r	81.8	2.4 r	14.6 r	18.4 r	24.0 r	24.8 r
Sweden	144	0.1	0.0 r	0.1 r	1.3	0.1 r	0.8 r	0.1 r	0.4 r
Taiwan Prov.of China	528	0.0	0.0 r	0.0 r	0.0 r	0.0 r	0.0 r	2.5	0.2 r	0.5 r	0.4 r	0.4 r	1.2 r
United Kingdom	112	0.1	0.0 r	0.0 r	0.0 r	0.0 r	0.0 r	0.4	0.3 r	0.1 r	0.1 r	0.2 r	0.1 r
United States	111	3.5	0.8 r	0.8 r	1.1 r	0.9 r	0.7 r	45.4	8.5 r	12.4 r	10.5 r	13.1 r	9.4 r
Emerg. & Dev. Economies	200	26.4	5.1	4.6	5.5	7.1	9.1	128.9	34.2	29.7	32.0	34.9	32.3
Emerg. & Dev. Asia	505	20.1	4.5	3.4	4.4	5.8	6.5	126.7	33.9	29.4	31.2	34.3	31.8
American Samoa	859	12.8	3.0 r	2.2 r	2.8 r	3.6 r	4.1 r	0.5	0.1 r	0.1 r	0.1 r	0.1 r	0.2 r
China,P.R.: Mainland	924	0.7	0.4 r	0.4 r	0.2 r	0.1 r	0.0 r	62.5	18.3 r	13.9 r	15.5 r	18.2 r	14.9 r
Fiji	819	1.9	0.5 r	0.3 r	0.4 r	0.5 r	0.6 r	24.8	6.4 r	6.0 r	6.1 r	6.0 r	6.6 r
India	534	1.3	0.4 r	0.5 r	0.3 r	0.3 r	0.3 r
Indonesia	536	0.0	0.0 r	0.0 r	0.0 r	0.0 r	0.0 r	6.2	1.8 r	1.5 r	1.5 r	1.5 r	1.7 r
Malaysia	548	2.2	0.5 r	0.8 r	0.9 r	15.9	3.1 r	3.9 r	3.9 r	4.0 r	4.1 r
Papua New Guinea	853	0.0	0.0 r	0.0 r	0.0 r	0.0 r	0.0 r	0.6	0.1 r	0.1 r	0.1 r	0.1 r	0.2 r
Philippines	566	0.0	0.0 r	0.0 r	0.0 r	0.0 r	0.0 r	1.0	0.2 r	0.2 r	0.3 r	0.3 r	0.3 r
Solomon Islands	813	0.0	0.0 r	0.0 r	0.0 r	0.0 r	0.0 r	0.1	0.0 r	0.0 r	0.0 r	0.0 r	0.0 r
Thailand	578	0.1	0.0 r	0.1 r	0.0 r	0.0 r	0.0 r	7.6	2.0 r	1.6 r	1.8 r	2.3 r	1.8 r
Tonga	866	0.0	0.0 r	0.0 r	0.0 r	0.0 r	0.0 r	0.3	0.1 r	0.1 r	0.1 r	0.1 r	0.1 r
Vietnam	582	4.3	1.0 r	1.0 r	1.0 r	1.1 r	1.2 r
Asia n.s.	598	2.4	0.6 r	0.4 r	0.5 r	0.7 r	0.8 r	1.5	0.3 r	0.3 r	0.4 r	0.4 r	0.4 r
Europe	170	0.0	0.0	0.0	0.0	0.0	0.0	0.8	0.1	0.1	0.6	0.1	0.1
Emerg. & Dev. Europe	903	0.0	0.0	0.0	0.0	0.0	0.0	0.8	0.1	0.1	0.6	0.1	0.1
Turkey	186	0.8	0.1 r	0.1 r	0.5 r	0.1 r	0.1 r
Mid East, N Africa, Pak	440	1.7	0.3	0.4	0.4	0.4	0.5	0.0	0.0	0.0	0.0	0.0	0.0
Afghanistan, I.R. of	512	1.6 e	0.3 e	0.4 e	0.4 e	0.3 e	0.5 e
United Arab Emirates	466	0.1	0.0 r	0.0 r	0.0 r	0.0 r	0.0 r	0.0	0.0 r	0.0 r	0.0 r	0.0 r	0.0 r
Sub-Saharan Africa	603	0.1	0.0	0.0	0.0	0.0	0.0	0.2	0.0	0.0	0.0	0.0	0.0
Guinea	656	0.1 e	0.0 e	0.0 e	0.0 e	0.0 e	0.0 e
Niger	692	0.1	0.0 r	0.0 r	0.0 r	0.0 r	0.0 r
Western Hemisphere	205	4.5	0.3	0.7	0.7	1.0	2.1	1.1	0.2	0.1	0.3	0.3	0.4
Bahamas, The	313	0.1	0.0 r	0.0 r	0.0 r	0.0 r	0.0 r
Brazil	223	0.9	0.1 r	0.1 r	0.2 r	0.3 r	0.3 r
Chile	228	1.8 e	0.1 e	0.1 e	0.0 e	0.3 e	1.4 e	0.0	0.0 r	0.0 r	0.0 r	0.0 r
Colombia	233	2.4 e	0.1 e	0.6 e	0.6 e	0.6 e	0.6 e
Guatemala	258	0.1 e	0.0 e	0.0 e	0.0 e	0.0 e	0.0 e
Jamaica	343	0.2	0.0 r	0.0 r	0.0 r	0.0 r	0.0 r
Other Countries n.i.e	910	0.0	0.0	0.0	0.0	0.0	0.0	0.8	0.2	0.2	0.2	0.2	0.2
Korea, Dem. People's Rep.	954	0.0	0.0 r	0.0 r	0.0 r	0.0 r	0.0 r	0.8	0.2 r	0.2 r	0.2 r	0.2 r	0.2 r
Countries & Areas n.s.	898	0.1	0.0 r	0.0 r	0.0 r	0.0 r	0.0 r
Memorandum Items													
Africa	605	0.1	0.0	0.0	0.0	0.0	0.0	0.2	0.0	0.0	0.0	0.0	0.0
Middle East	405	0.1	0.0	0.0	0.0	0.0	0.0	0.0	0.0	0.0	0.0	0.0	0.0
European Union	998	0.7	0.1	0.1	0.2	0.2	0.2	3.9	0.9	1.0	1.0	0.7	1.2
Export earnings: fuel	080	2.5	0.1	0.6	0.6	0.6	0.6	0.0	0.0	0.0	0.0	0.0	0.0
Export earnings: nonfuel	092	60.2	15.1	10.6	14.8	15.0	19.8	404.4	90.7	90.5	102.8	106.0	105.0

San Marino (135)

In Millions of U.S. Dollars

		Exports (FOB)						Imports (CIF)					
		2016	2015Q4	2016Q1	2016Q2	2016Q3	2016Q4	2016	2015Q4	2016Q1	2016Q2	2016Q3	2016Q4
IFS World	
World	001	140.9	24.5	33.8	35.1	30.3	41.7	290.9	61.7	85.1	74.5	66.2	65.1
Advanced Economies	110	94.8	15.3	23.5	25.4	22.2	23.7	224.0	51.2	64.3	53.2	52.7	53.7
Euro Area	163	53.2	12.5	13.0	15.3	12.2	12.8	202.1	47.2	59.1	50.1	48.0	45.0
Austria	122	15.9 e	4.9 e	4.1 e	5.3 e	3.3 e	3.1 e	10.9 e	3.3 e	3.5 e	3.0 e	2.5 e	1.9 e
Belgium	124	0.7 e	0.1 e	0.3 e	0.1 e	0.3 e	0.1 e	20.7 e	2.9 e	7.5 e	2.9 e	7.5 e	2.8 e
Cyprus	423	0.2 e	0.0 e	0.0 e	0.1 e	0.0 e	0.1 e
Estonia	939	0.1 e	0.0 e	0.0 e	0.0 e	0.0 e	0.0 e	0.1 e	0.0 e	0.0 e	0.0 e	0.0 e	0.0 e
Finland	172	0.5 e	0.2 e	0.1 e	0.2 e	0.1 e	0.1 e	1.0 e	0.9 e	0.1 e	0.5 e	0.3 e	0.1 e
France	132	8.5 e	2.1 e	2.5 e	2.4 e	1.5 e	2.2 e	25.1 e	4.4 e	6.3 e	7.8 e	6.6 e	4.5 e
Germany	134	12.1 e	1.9 e	3.1 e	3.0 e	3.1 e	2.9 e	51.3 e	9.6 e	13.9 e	13.5 e	10.0 e	13.9 e
Greece	174	2.5 e	0.2 e	0.2 e	0.9 e	0.6 e	0.9 e	1.3 e	0.4 e	0.1 e	0.1 e	0.6 e	0.5 e
Ireland	178	0.0 e	0.0 e	0.0 e	0.0 e	0.0 e	0.0 e	0.1 e	0.0 e	0.0 e	0.0 e	0.0 e	0.0 e
Italy	136	34.1 e	11.3 e	10.3 e	6.3 e	6.8 e	10.7 e
Latvia	941	0.1 e	0.0 e	0.0 e	0.0 e	0.0 e	0.0 e	0.0 e	0.0 e	0.0 e	0.0 e
Lithuania	946	0.1 e	0.0 e	0.0 e	0.0 e	0.0 e	0.1 e	0.1 e	0.0 e	0.0 e	0.1 e	0.0 e
Malta	181	0.7 e	0.2 e	0.1 e	0.3 e	0.1 e	0.1 e	0.0 e	0.0 e	0.0 e
Netherlands	138	3.0 e	0.5 e	0.4 e	0.6 e	1.0 e	1.0 e	20.3 e	5.0 e	7.7 e	4.9 e	5.3 e	2.3 e
Portugal	182	0.5 e	0.2 e	0.1 e	0.1 e	0.1 e	0.1 e	0.9 e	0.2 e	0.2 e	0.1 e	0.4 e	0.2 e
Slovak Republic	936	0.2 e	0.1 e	0.0 e	0.0 e	0.1 e	0.1 e	8.6 e	2.2 e	2.0 e	2.6 e	1.8 e	2.1 e
Slovenia	961	3.0 e	0.9 e	0.6 e	0.8 e	0.7 e	0.9 e	9.4 e	2.8 e	2.1 e	2.8 e	2.0 e	2.4 e
Spain	184	5.1 e	1.3 e	1.2 e	1.5 e	1.3 e	1.0 e	18.3 e	4.2 e	5.2 e	5.4 e	4.3 e	3.5 e
Czech Republic	935	0.2 e	0.0 e	0.0 e	0.0 e	0.1 e	0.1 e	1.2 e	0.4 e	0.3 e	0.3 e	0.4 e	0.2 e
Denmark	128	0.6 e	0.1 e	0.2 e	0.1 e	0.1 e	0.2 e	2.3 e	0.4 e	1.2 e	0.2 e	0.4 e	0.5 e
Korea, Republic of	542	0.2 e	0.2 e	0.1 e	0.1 e
Norway	142	0.1 e	0.1 e	3.9 e	3.9 e
Sweden	144	0.8 e	0.4 e	0.2 e	0.2 e	0.1 e	0.3 e	4.9 e	0.6 e	1.5 e	0.8 e	1.9 e	0.7 e
Switzerland	146	33.7 e	8.4 e	8.4 e	8.4 e	8.4 e	3.4 e	0.9 e	0.9 e	0.9 e	0.9 e
United Kingdom	112	5.6 e	2.2 e	1.6 e	1.4 e	1.3 e	1.4 e	5.0 e	2.6 e	1.4 e	1.0 e	1.1 e	1.5 e
United States	111	0.2 e	0.2 e	1.0 e	1.0 e
Emerg. & Dev. Economies	200	46.0	9.2	10.3	9.7	8.1	18.0	66.9	10.5	20.8	21.3	13.5	11.3
Emerg. & Dev. Asia	505	3.0	0.0	0.1	0.4	0.7	1.8	1.7	0.0	0.0	0.0	1.7
Cambodia	522	0.1 e	0.0 e	0.0 e	0.0 e	0.0 e	0.0 e
China,P.R.: Mainland	924	1.0 e	1.0 e	1.6 e	1.6 e
India	534	0.1 e	0.1 e	0.1 e	0.1 e
Indonesia	536	0.1 e	0.0 e	0.0 e	0.0 e	0.0 e	0.0 e	0.0 e	0.0 e	0.0 e	0.0 e
Myanmar	518	0.1 e	0.0 e	0.0 e	0.0 e	0.0 e	0.0 e
Philippines	566	1.5 e	0.1 e	0.3 e	0.5 e	0.5 e
Sri Lanka	524	0.3 e	0.1 e	0.2 e
Europe	170	29.2	6.9	6.4	6.2	4.6	11.9	64.7	10.5	20.7	21.2	13.3	9.5
Emerg. & Dev. Europe	903	22.4	6.5	6.0	5.8	4.3	6.3	64.3	10.5	20.7	21.2	13.3	9.1
Albania	914	0.3 e	0.1 e	0.1 e	0.1 e	0.1 e	0.1 e	0.0 e
Bosnia and Herzegovina	963	0.5 e	0.1 e	0.1 e	0.1 e	0.1 e	0.1 e	0.1 e	0.0 e	0.0 e	0.0 e	0.0 e	0.0 e
Bulgaria	918	0.4 e	0.1 e	0.1 e	0.1 e	0.1 e	0.2 e	0.5 e	0.0 e	0.1 e	0.1 e	0.2 e	0.1 e
Croatia	960	0.4 e	0.1 e	0.1 e	0.2 e	0.1 e	0.1 e	0.0 e	0.0 e	0.0 e	0.0 e
Hungary	944	0.5 e	0.1 e	0.1 e	0.1 e	0.2 e	0.1 e	0.1 e	0.0 e	0.0 e	0.0 e	0.0 e	0.0 e
Poland	964	5.7 e	2.0 e	1.2 e	2.0 e	0.9 e	1.5 e	35.9 e	3.4 e	12.3 e	13.1 e	7.4 e	3.1 e
Romania	968	14.2 e	4.0 e	4.3 e	3.1 e	2.7 e	4.0 e	27.8 e	6.9 e	8.3 e	8.0 e	5.7 e	5.9 e
Serbia, Republic of	942	0.2 e	0.0 e	0.0 e	0.1 e	0.0 e	0.0 e	0.0 e	0.0 e	0.0 e
Turkey	186	0.2 e	0.2 e	0.0 e	0.0 e
CIS	901	6.7	0.4	0.3	0.4	0.4	5.6	0.4	0.0	0.4
Belarus	913	4.9 e	4.9 e
Georgia	915	0.2 e	0.2 e
Kazakhstan	916	0.9 e	0.3 e	0.2 e	0.3 e	0.2 e	0.2 e
Moldova	921	0.5 e	0.0 e	0.1 e	0.1 e	0.1 e	0.1 e	0.0 e
Ukraine	926	0.2 e	0.2 e	0.4 e	0.4 e
Mid East, N Africa, Pak	440	11.0	2.3	3.7	2.8	2.5	2.0	0.3	0.0	0.0	0.1	0.1	0.1
Algeria	612	0.1 e	0.0 e	0.0 e	0.0 e	0.0 e	0.0 e
Bahrain, Kingdom of	419	0.1 e	0.0 e	0.0 e	0.0 e	0.0 e	0.0 e
Egypt	469	0.0 e	0.0 e	0.0 e	0.0 e	0.0 e	0.3 e	0.0 e	0.1 e	0.1 e	0.1 e

San Marino (135)

In Millions of U.S. Dollars

		Exports (FOB)						Imports (CIF)					
		2016	2015Q4	2016Q1	2016Q2	2016Q3	2016Q4	2016	2015Q4	2016Q1	2016Q2	2016Q3	2016Q4
Iran, I.R. of	429	0.1 e	0.0 e	0.0 e	0.0 e	0.0 e	0.0 e
Kuwait	443	0.4 e	0.1 e	0.1 e	0.1 e	0.1 e	0.1 e
Lebanon	446	3.3 e	1.7 e	0.8 e	0.7 e	0.1 e
Pakistan	564	0.3 e	0.1 e	0.1 e	0.1 e	0.1 e	0.1 e	0.0 e	0.0 e	0.0 e	0.0 e	0.0 e	0.0 e
Saudi Arabia	456	4.0 e	1.3 e	1.1 e	1.1 e	0.9 e	0.9 e
United Arab Emirates	466	2.7 e	0.8 e	0.7 e	0.7 e	0.6 e	0.7 e
Sub-Saharan Africa	603	0.1	0.0	0.0	0.0	0.0	0.0	0.1	0.0	0.0	0.0	0.0	0.0
Kenya	664	0.0 e	0.0 e	0.0 e	0.0 e	0.0 e	0.0 e	0.1 e	0.0 e	0.0 e	0.0 e	0.0 e	0.0 e
Western Hemisphere	205	2.8	0.0	0.1	0.2	0.3	2.2	0.1	0.0	0.0	0.0	0.0	0.0
Brazil	223	1.3 e	1.3 e
Chile	228	0.6 e	0.6 e
Colombia	233	0.9 e	0.1 e	0.2 e	0.3 e	0.3 e
Trinidad and Tobago	369	0.0 e	0.0 e	0.0 e	0.0 e	0.0 e	0.0 e	0.1 e	0.0 e	0.0 e	0.0 e	0.0 e	0.0 e
Memorandum Items													
Africa	605	0.1	0.0	0.0	0.0	0.0	0.0	0.1	0.0	0.0	0.0	0.0	0.0
Middle East	405	10.6	2.2	3.6	2.7	2.4	1.9	0.3	0.0	0.1	0.1	0.1
European Union	998	81.8	21.5	20.8	22.5	17.8	20.6	279.8	61.6	84.1	73.5	65.2	57.0
Export earnings: fuel	080	9.2	2.5	2.2	2.4	2.2	2.4	0.1	0.0	0.0	0.0	0.0	0.0
Export earnings: nonfuel	092	131.6	22.0	31.6	32.7	28.1	39.3	290.8	61.7	85.1	74.5	66.2	65.1

Sao Tome and Principe (716)

In Millions of U.S. Dollars

		Exports (FOB)						Imports (CIF)					
		2016	2015Q4	2016Q1	2016Q2	2016Q3	2016Q4	2016	2015Q4	2016Q1	2016Q2	2016Q3	2016Q4
IFS World	
World	001	11.8	2.8	3.7	1.8	2.7	3.5	166.8	39.6	35.8	55.9	39.5	35.6
Advanced Economies	110	10.6	2.5	3.4	1.6	2.5	3.1	109.4	26.3	25.5	31.5	28.0	24.4
Euro Area	163	9.8	2.4	3.1	1.5	2.2	3.0	103.6	25.5	24.0	30.0	26.6	22.9
Belgium	124	2.2	0.3 r	0.6 r	0.4 r	0.6 r	0.5 r	2.6	0.5 r	0.7 r	0.8 r	0.6 r	0.6 r
France	132	0.8	0.1 r	0.4 r	0.1 r	0.0 r	0.3 r	1.5	0.2 r	0.2 r	0.9 r	0.1 r	0.3 r
Germany	134	0.5	0.1 r	0.1 r	0.1 r	0.1 r	0.2 r	0.6	0.2 r	0.1 r	0.3 r	0.1 r	0.2 r
Italy	136	0.4	0.1 r	0.0 r	0.1 r	0.3 r	0.1 r	0.1	0.1 r	0.0 r	0.0 r	0.0 r	0.0 r
Netherlands	138	4.5	1.5 r	1.6 r	0.4 r	1.0 r	1.5 r	1.0	0.4 r	0.3 r	0.3 r	0.2 r	0.2 r
Portugal	182	0.4	0.1 r	0.0 r	0.1 r	0.1 r	0.1 r	93.2	23.4 r	20.6 r	26.9 r	25.1 r	20.6 r
Spain	184	1.0	0.2 r	0.3 r	0.3 r	0.1 r	0.4 r	4.5	0.7 r	2.2 r	0.9 r	0.6 r	0.9 r
Canada	156	0.0 e	0.0 e	0.0 e	0.0 e	0.0 e	0.0 e	0.1	0.0 r	0.0 r	0.0 r	0.1 r	0.0 r
China,P.R.: Hong Kong	532	0.0	0.0 r	0.0 r	0.0 r	0.5	0.1 r	0.2 r	0.1 r	0.1 r	0.0 r
Denmark	128	0.0 e	0.0 e	0.0 e	0.3	0.1 r	0.0 r	0.1 r	0.1 r	0.1 r
Japan	158	0.0	0.0 r	1.3	0.1 r	0.0 r	0.4 r	0.5 r	0.5 r
Korea, Republic of	542	0.1 e	0.0 e	0.0 e	0.1 e	0.0 e	0.1	0.1 r	0.0 r	0.0 r	0.0 r	0.0 r
Switzerland	146	0.4	0.0 r	0.2 r	0.1 r	0.1	0.0 r	0.0 r	0.0 r	0.0 r	0.0 r
Taiwan Prov.of China	528	0.2 e	0.0 e	0.0 e	0.1 e	0.0 e	0.8 e	0.1 e	0.3 e	0.2 e	0.1 e	0.1 e
United States	111	0.0	0.0 r	0.0 r	0.0 r	0.0 r	0.0 r	2.7	0.2 r	0.9 r	0.7 r	0.4 r	0.8 r
Emerg. & Dev. Economies	200	1.2	0.3	0.3	0.2	0.3	0.4	57.4	13.3	10.3	24.4	11.5	11.2
Emerg. & Dev. Asia	505	0.0	0.0	0.0	0.0	0.0	0.0	5.6	2.8	1.1	1.8	1.2	1.5
China,P.R.: Mainland	924	3.9	1.9 r	0.7 r	1.4 r	0.8 r	0.9 r
India	534	0.7	0.2 r	0.1 r	0.1 r	0.1 r	0.4 r
Indonesia	536	0.2	0.2 r	0.0 r	0.1 r	0.0 r	0.0 r
Malaysia	548	0.3	0.0 r	0.0 r	0.1 r	0.1 r	0.1 r
Thailand	578	0.0 e	0.0 e	0.0 e	0.0 e	0.0 e	0.0 e	0.4	0.4 r	0.1 r	0.1 r	0.1 r	0.1 r
Vietnam	582	0.1	0.0 r	0.0 r	0.0 r	0.0 r	0.0 r
Asia n.s.	598	0.1	0.0 r	0.0 r	0.0 r	0.0 r	0.0 r
Europe	170	0.1	0.0	0.0	0.0	0.0	0.1	0.3	0.1	0.0	0.1	0.1	0.1
Emerg. & Dev. Europe	903	0.0	0.0	0.0	0.0	0.0	0.0	0.3	0.1	0.0	0.1	0.1	0.1
Poland	964	0.0 e	0.0 e	0.1	0.0 r	0.0 r	0.0 r	0.0 r
Turkey	186	0.0	0.0 r	0.0 r	0.2	0.1 r	0.0 r	0.1 r	0.0 r	0.1 r
CIS	901	0.1	0.0	0.0	0.0	0.0	0.0
Russian Federation	922	0.1 e	0.0 e	0.0 e	0.0 e
Mid East, N Africa, Pak	440	0.1	0.0	0.0	0.0	0.0	0.0	2.2	0.6	0.5	0.8	0.5	0.5
Lebanon	446	0.2	0.2 r	0.0 r	0.0 r	0.1 r	0.0 r
Pakistan	564	0.1 e	0.0 e	0.0 e	0.0 e	0.0 e	0.0 e	0.2	0.0 r	0.0 r	0.0 r	0.0 r	0.0 r
Saudi Arabia	456	0.1	0.0 r	0.0 r	0.0 r	0.0 r	0.0 r
United Arab Emirates	466	1.8	0.4 r	0.4 r	0.7 r	0.4 r	0.4 r
Sub-Saharan Africa	603	0.6	0.1	0.2	0.1	0.1	0.2	48.3	9.6	8.6	21.4	9.5	8.8
Angola	614	0.2	0.1 r	0.1 r	0.0 r	0.0 r	0.1 r	38.3	8.7 r	7.6 r	14.3 r	8.5 r	7.8 r
Cabo Verde	624	0.0	0.0 r	0.0 r	0.0 r	0.0 r	0.0 r	0.1	0.0 r	0.0 r	0.0 r	0.0 r	0.0 r
Ethiopia	644	0.0 e	0.1	0.0 r	0.0 r	0.0 r	0.0 r	0.0 r
Gabon	646	0.1	0.0 r	0.0 r	0.0 r	0.0 r	0.0 r	3.0	0.7 r	0.6 r	1.1 r	0.7 r	0.6 r
Namibia	728	0.1 e	0.0 e	0.0 e	0.0 e	0.0 e	0.0 e
Nigeria	694	0.0	0.0 r	0.0 r	0.0 r	0.0 r	0.0 r	0.6	0.1 r	0.1 r	0.2 r	0.1 r	0.1 r
South Africa	199	0.0	0.0 r	0.0 r	0.0 r	0.0 r	0.0 r	5.8	0.0 r	0.1 r	5.6 r	0.0 r	0.1 r
Togo	742	0.0	0.0 r	0.0 r	0.0 r	0.0 r	0.0 r	0.5	0.1 r	0.1 r	0.1 r	0.1 r	0.1 r
Western Hemisphere	205	0.4	0.1	0.1	0.1	0.1	0.1	0.9	0.2	0.1	0.2	0.3	0.3
Belize	339	0.2	0.0 r	0.0 r	0.0 r	0.0 r	0.0 r
Brazil	223	0.9	0.2 r	0.1 r	0.2 r	0.3 r	0.3 r
Dominican Republic	243	0.1 e	0.0 e	0.0 e	0.0 e	0.0 e	0.0 e
Guatemala	258	0.1 e	0.0 e	0.0 e	0.0 e	0.0 e	0.0 e
Peru	293	0.1 e	0.0 e	0.0 e	0.0 e	0.0 e	0.0 e
Memorandum Items													
Africa	605	0.6	0.1	0.2	0.1	0.1	0.2	48.3	9.7	8.6	21.4	9.5	8.8
Middle East	405	0.0	0.0	0.0	0.0	0.0	0.0	2.1	0.6	0.4	0.7	0.5	0.4
European Union	998	9.8	2.4	3.1	1.5	2.2	3.0	104.0	25.7	24.1	30.1	26.8	23.0
Export earnings: fuel	080	0.4	0.1	0.1	0.1	0.1	0.2	43.7	9.9	8.7	16.4	9.7	8.9
Export earnings: nonfuel	092	11.3	2.7	3.6	1.8	2.7	3.3	123.0	29.7	27.0	39.5	29.8	26.7

Saudi Arabia (456)

In Millions of U.S. Dollars

		Exports (FOB)						Imports (CIF)					
		2016	2015Q4	2016Q1	2016Q2	2016Q3	2016Q4	2016	2015Q4	2016Q1	2016Q2	2016Q3	2016Q4
IFS World		182,304.0	135,890.7	43,789.3	37,466.7	36,520.0	30,402.7	31,498.7
World	001	165,668.2	44,025.1	35,588.7	41,443.8	43,504.2	45,131.5	134,253.3	40,910.1	34,672.9	34,888.7	31,458.5	33,233.1
Advanced Economies	110	84,322.9	21,021.1	17,751.0	20,859.1	22,799.4	22,913.5	72,415.5	23,046.7	18,875.0	17,619.0	16,704.5	19,217.1
Euro Area	163	17,535.3	3,824.7	3,508.8	4,331.7	4,862.7	4,832.1	25,325.7	7,847.4	6,332.5	6,299.0	5,704.6	6,989.5
Austria	122	171.9 e	46.0 e	3.0 e	54.5 e	61.7 e	52.7 e	787.1	231.4 r	198.6 r	174.6 r	181.4 r	232.5 r
Belgium	124	2,350.1 e	366.4 e	424.8 e	795.9 e	644.8 e	484.6 e	975.8	288.6 r	238.6 r	276.0 r	238.6 r	222.5 r
Cyprus	423	19.8 e	4.0 e	1.8 e	3.9 e	7.3 e	6.7 e	21.8	2.9 r	2.4 r	3.8 r	12.6 r	3.0 r
Estonia	939	11.6 e	3.8 e	2.7 e	2.7 e	3.1 e	3.1 e	91.7	61.9 r	54.5 r	30.8 r	3.6 r	2.8 r
Finland	172	5.1 e	1.8 e	1.2 e	0.8 e	1.4 e	1.8 e	523.8	157.8 r	140.0 r	114.3 r	116.6 r	152.9 r
France	132	3,973.8 e	963.4 e	927.6 e	888.0 e	1,021.8 e	1,136.4 e	5,225.0	1,300.6 r	908.2 r	1,064.1 r	1,269.8 r	1,982.9 r
Germany	134	457.5 e	189.5 e	49.3 e	57.6 e	208.0 e	142.5 e	8,492.3	2,917.7 r	2,301.4 r	2,221.0 r	1,917.0 r	2,052.9 r
Greece	174	874.0 e	213.1 e	197.2 e	174.3 e	255.9 e	246.5 e	214.4	58.8 r	41.9 r	55.5 r	56.6 r	60.5 r
Ireland	178	20.4 e	2.4 e	2.1 e	1.4 e	4.8 e	12.1 e	1,184.1	358.3 r	427.6 r	293.0 r	205.9 r	257.5 r
Italy	136	2,669.3 e	624.9 e	609.9 e	598.0 e	656.3 e	805.1 e	4,139.7	1,300.1 r	1,044.5 r	1,048.8 r	870.0 r	1,176.4 r
Latvia	941	0.1 e	0.1 e	0.0 e	0.0 e	0.0 e	0.0 e	32.4	19.7 r	8.2 r	4.4 r	6.8 r	13.1 r
Lithuania	946	100.2 e	4.7 e	1.8 e	28.9 e	1.1 e	68.4 e	87.4	67.8 r	27.4 r	15.7 r	40.5 r	3.6 r
Luxembourg	137	0.9 e	0.5 e	0.5 e	0.1 e	0.4 e	0.0 e	50.8	13.2 r	11.4 r	18.0 r	10.2 r	11.2 r
Malta	181	42.3 e	0.5 e	17.3 e	0.3 e	11.1 e	13.6 e	19.7	11.7 r	8.0 r	0.7 r	0.2 r	10.8 r
Netherlands	138	3,129.0 e	554.5 e	521.1 e	821.1 e	1,006.8 e	780.0 e	1,264.1	392.9 r	360.4 r	328.6 r	296.8 r	278.3 r
Portugal	182	482.2 e	149.0 e	66.0 e	113.6 e	149.5 e	153.1 e	211.8	75.3 r	49.7 r	59.1 r	39.2 r	63.7 r
Slovak Republic	936	2.1 e	1.2 e	0.4 e	0.6 e	0.2 e	0.9 e	130.8	35.9 r	30.6 r	39.6 r	33.3 r	27.3 r
Slovenia	961	78.6 e	2.2 e	2.8 e	5.3 e	37.2 e	33.3 e	60.5	16.8 r	17.7 r	16.4 r	15.7 r	10.7 r
Spain	184	3,146.4 e	696.8 e	679.4 e	784.7 e	791.2 e	891.2 e	1,812.6	536.1 r	461.3 r	534.6 r	389.8 r	426.9 r
Australia	193	323.8 e	82.6 e	93.7 e	81.7 e	76.9 e	71.5 e	1,078.0	477.9 r	403.1 r	289.5 r	85.0 r	300.4 r
Canada	156	1,303.6 e	266.2 e	225.0 e	397.7 e	474.6 e	206.4 e	1,500.1	412.3 r	298.5 r	417.2 r	308.0 r	476.3 r
China,P.R.: Hong Kong	532	459.8 e	177.2 e	99.6 e	156.3 e	97.7 e	106.1 e	44.4	10.4 r	11.6 r	10.3 r	9.8 r	12.7 r
China,P.R.: Macao	546	38.8 e	8.1 e	11.5 e	9.1 e	8.1 e	10.1 e	0.6	0.1 r	0.1 r	0.1 r	0.1 r	0.1 r
Czech Republic	935	37.3 e	3.8 e	3.4 e	19.6 e	3.2 e	11.2 e	538.8	212.0 r	144.8 r	143.7 r	122.9 r	127.4 r
Denmark	128	8.2 e	11.7 e	1.4 e	0.8 e	2.2 e	3.9 e	740.7	167.3 r	253.4 r	176.3 r	154.5 r	156.6 r
Iceland	176	23.6 e	0.3 e	0.4 e	22.4 e	0.4 e	0.4 e	0.4	0.1 r	0.0 r	0.3 r	0.0 r	0.0 r
Israel	436	0.1 e	0.1 e
Japan	158	18,475.8 e	5,081.1 e	4,022.2 e	4,319.4 e	4,732.9 e	5,401.3 e	7,116.7	2,745.5 r	1,943.9 r	1,963.4 r	1,637.5 r	1,571.9 r
Korea, Republic of	542	14,811.9 e	3,744.3 e	2,603.0 e	3,683.3 e	4,194.1 e	4,331.5 e	5,801.8	2,303.0 r	1,522.3 r	1,567.2 r	1,278.1 r	1,434.2 r
New Zealand	196	414.2 e	89.0 e	123.9 e	89.6 e	152.9 e	47.7 e	420.0	112.1 r	144.9 r	89.4 r	71.5 r	114.3 r
Norway	142	22.7 e	2.9 e	7.1 e	7.0 e	4.8 e	3.9 e	120.2	25.4 r	61.4 r	15.2 r	16.0 r	27.6 r
San Marino	135	4.2	1.4 r	1.2 r	1.1 r	0.9 r	1.0 r
Singapore	576	7,668.4 e	1,518.7 e	1,866.8 e	1,801.6 e	1,679.0 e	2,321.0 e	686.3	187.0 r	145.0 r	170.1 r	215.5 r	155.8 r
Sweden	144	109.0 e	52.1 e	43.6 e	20.2 e	17.5 e	27.8 e	1,145.1	328.6 r	257.3 r	302.7 r	290.7 r	294.4 r
Switzerland	146	423.9 e	66.7 e	111.1 e	100.8 e	119.2 e	92.8 e	2,274.3	774.4 r	822.2 r	516.0 r	364.4 r	571.7 r
Taiwan Prov.of China	528	5,137.1 e	1,348.3 e	1,153.9 e	1,417.4 e	1,510.2 e	1,055.6 e	1,214.2	370.4 r	398.2 r	326.9 r	257.0 r	232.1 r
United Kingdom	112	1,561.8 e	435.7 e	318.7 e	488.6 e	384.6 e	369.9 e	4,253.5	1,444.4 r	872.0 r	1,339.4 r	785.5 r	1,256.6 r
United States	111	15,967.8 e	4,307.6 e	3,557.0 e	3,911.8 e	4,478.4 e	4,020.6 e	20,150.5	5,627.1 r	5,262.8 r	3,991.2 r	5,402.5 r	5,494.0 r
Emerg. & Dev. Economies	200	81,344.6	23,003.9	17,837.5	20,584.6	20,704.6	22,217.8	61,816.4	17,856.5	15,792.0	17,264.0	14,749.3	14,011.1
Emerg. & Dev. Asia	505	52,388.6	13,378.1	11,195.9	13,188.1	13,595.8	14,408.8	35,228.1	10,075.9	8,938.5	10,134.5	8,271.8	7,883.3
Bangladesh	513	609.9 e	150.4 e	142.6 e	154.1 e	151.2 e	162.1 e	304.3	93.2 r	86.1 r	82.2 r	67.3 r	68.7 r
Bhutan	514	0.9 e	0.3 e	0.3 e	0.3 e	0.2 e	0.2 e
Brunei Darussalam	516	1.2 e	0.7 e	0.2 e	0.2 e	0.2 e	0.5 e	0.4	0.1 r	0.1 r	0.1 r	0.1 r	0.1 r
Cambodia	522	2.2 e	0.5 e	0.5 e	0.6 e	0.5 e	0.6 e	44.9	14.5 r	12.4 r	12.1 r	10.1 r	10.4 r
China,P.R.: Mainland	924	22,259.8 e	5,804.5 e	4,809.1 e	5,473.8 e	5,783.3 e	6,193.6 e	21,775.5	5,520.9 r	5,055.2 r	6,508.6 r	5,209.2 r	5,002.6 r
Fiji	819	0.6 e	0.2 e	0.1 e	0.1 e	0.1 e	0.1 e	0.6	0.2 r	0.2 r	0.2 r	0.1 r	0.1 r
F.T. French Polynesia	887	0.1 e	0.0 e	0.0 e	0.0 e	0.0 e	0.0 e
India	534	17,402.4 e	4,654.4 e	3,785.1 e	4,389.2 e	4,595.6 e	4,632.6 e	3,902.2	1,407.0 r	1,069.4 r	1,090.1 r	945.4 r	797.2 r
Indonesia	536	2,570.8 e	712.6 e	516.4 e	617.6 e	659.6 e	777.1 e	1,376.5	477.9 r	372.6 r	374.0 r	309.9 r	320.0 r
Lao People's Dem.Rep	544	0.2	0.1 r	0.1 r	0.1 r	0.0 r	0.0 r
Malaysia	548	2,414.4 e	387.5 e	466.0 e	623.9 e	657.2 e	667.3 e	942.2	283.3 r	258.9 r	257.8 r	210.1 r	215.3 r
Maldives	556	1.1 e	0.3 e	0.3 e	0.3 e	0.3 e	0.3 e	1.6	0.5 r	0.5 r	0.4 r	0.4 r	0.4 r
Micronesia	868	0.7 e	0.0 e	0.0 e	0.0 e	0.0 e	0.7 e	0.6	0.2 r	0.2 r	0.2 r	0.1 r	0.1 r
Mongolia	948	0.2 e	0.1 e	0.0 e	0.1 e	0.1 e	0.1 e	1.0	0.3 r	0.3 r	0.3 r	0.3 r	0.3 r
Myanmar	518	142.7 e	39.7 e	35.6 e	33.0 e	34.4 e	39.7 e	36.7	12.1 r	10.3 r	9.9 r	8.2 r	8.4 r
Nepal	558	39.2 e	9.1 e	7.6 e	10.7 e	10.9 e	10.1 e	0.3	0.1 r	0.1 r	0.1 r	0.1 r	0.1 r

Saudi Arabia (456)

In Millions of U.S. Dollars

		Exports (FOB)						Imports (CIF)					
		2016	2015Q4	2016Q1	2016Q2	2016Q3	2016Q4	2016	2015Q4	2016Q1	2016Q2	2016Q3	2016Q4
Philippines	566	1,017.4 e	326.3 e	403.2 e	274.5 e	185.3 e	154.4 e	213.0	81.0 r	61.4 r	57.7 r	46.7 r	47.1 r
Samoa	862	0.0 e	0.0 e	0.0 e	0.0 e	0.0 e	0.0 e	0.5	0.1 r	0.1 r	0.1 r	0.1 r	0.1 r
Sri Lanka	524	128.2 e	30.5 e	24.9 e	30.4 e	30.7 e	42.1 e	87.7	21.9 r	25.4 r	21.6 r	20.1 r	20.6 r
Thailand	578	4,608.3 e	1,009.5 e	770.2 e	1,299.3 e	1,177.4 e	1,361.4 e	2,779.3	950.7 r	948.6 r	708.8 r	602.4 r	519.4 r
Vietnam	582	1,188.4 e	251.4 e	233.9 e	279.9 e	308.7 e	366.0 e	2,309.5	744.1 r	636.7 r	620.4 r	516.6 r	535.7 r
Asia n.s.	598	1,451.1	467.6 r	400.1 r	389.8 r	324.6 r	336.6 r
Europe	170	2,817.3	730.8	627.6	617.5	727.7	844.5	6,153.0	1,633.0	1,420.2	1,590.8	1,664.5	1,477.5
Emerg. & Dev. Europe	903	2,454.6	622.4	554.2	523.7	636.1	740.6	4,739.7	1,178.4	1,171.4	1,301.0	1,083.0	1,184.3
Albania	914	5.1 e	0.7 e	0.9 e	1.4 e	1.4 e	1.5 e	5.0	1.6 r	1.4 r	1.3 r	1.1 r	1.2 r
Bosnia and Herzegovina	963	3.2 e	1.1 e	0.8 e	0.9 e	0.8 e	0.7 e	15.7	5.6 r	4.6 r	4.3 r	3.4 r	3.4 r
Bulgaria	918	19.7 e	1.4 e	10.5 e	3.2 e	4.2 e	1.9 e	99.7	12.3 r	26.9 r	29.9 r	12.4 r	30.5 r
Croatia	960	71.5 e	28.8 e	1.2 e	5.8 e	34.5 e	30.0 e	107.3	8.4 r	29.7 r	48.6 r	23.8 r	5.1 r
Faroe Islands	816	0.0 e	0.0 e	0.0 e	0.0 e	0.0 e	0.0 e	0.2	0.1 r	0.1 r	0.1 r	0.0 r	0.0 r
Gibraltar	823	0.3	0.1 r	0.1 r	0.1 r	0.1 r	0.1 r
Hungary	944	56.2 e	0.4 e	1.0 e	1.8 e	1.2 e	52.3 e	270.0	90.7 r	75.8 r	71.9 r	66.9 r	55.3 r
Macedonia, FYR	962	8.4 e	2.0 e	1.9 e	2.2 e	2.1 e	2.2 e	1.8	0.5 r	0.5 r	0.5 r	0.4 r	0.5 r
Montenegro	943	0.1 e	0.0 e	0.0 e	0.0 e	0.0 e	0.0 e	0.1	0.1 r	0.1 r	0.0 r
Poland	964	522.5 e	80.4 e	104.1 e	39.4 e	202.8 e	176.2 e	1,089.8	219.3 r	245.3 r	235.6 r	259.2 r	349.7 r
Romania	968	12.4 e	2.4 e	2.2 e	7.1 e	2.2 e	0.9 e	343.4	109.3 r	54.1 r	127.7 r	112.7 r	49.0 r
Serbia, Republic of	942	24.1 e	5.2 e	6.9 e	6.6 e	5.7 e	4.9 e	28.9	5.6 r	7.1 r	12.5 r	5.5 r	3.8 r
Turkey	186	1,731.3 e	500.0 e	424.7 e	455.3 e	381.2 e	470.1 e	2,777.6	724.8 r	725.9 r	768.4 r	597.5 r	685.8 r
CIS	901	362.7	108.4	73.4	93.8	91.6	103.9	1,226.6	394.4	197.4	239.6	539.7	249.9
Armenia	911	7.4 e	0.7 e	0.4 e	0.3 e	0.7 e	6.0 e	2.0	0.5 r	0.6 r	0.4 r	0.4 r	0.6 r
Azerbaijan, Rep. of	912	4.8 e	1.3 e	1.0 e	1.2 e	1.4 e	1.2 e	0.0	0.0 r	0.0 r	0.0 r	0.0 r	0.0 r
Belarus	913	71.4 e	18.3 e	14.4 e	17.2 e	20.8 e	19.0 e	1.2	1.0 r	0.2 r	0.3 r	0.2 r	0.4 r
Georgia	915	4.0 e	0.6 e	0.4 e	1.0 e	0.9 e	1.7 e	22.7	1.6 r	6.7 r	6.8 r	2.5 r	6.7 r
Kazakhstan	916	4.8 e	2.4 e	0.9 e	1.3 e	1.2 e	1.4 e	19.2	6.2 r	5.3 r	5.1 r	4.3 r	4.4 r
Kyrgyz Republic	917	0.3 e	0.1 e	0.1 e	0.1 e	0.1 e	0.1 e	0.2	0.1 r	0.1 r	0.1 r	0.0 r	0.0 r
Moldova	921	0.7 e	0.1 e	0.2 e	0.2 e	0.2 e	0.2 e	0.5	0.2 r	0.1 r	0.1 r	0.1 r	0.1 r
Russian Federation	922	137.8 e	43.7 e	27.1 e	35.4 e	36.4 e	38.8 e	553.1	234.6 r	100.9 r	150.7 r	230.9 r	70.7 r
Tajikistan	923	0.1 e	0.0 e	0.0 e	0.0 e	0.0 e	0.0 e
Ukraine	926	131.5 e	41.3 e	29.1 e	37.0 e	29.9 e	35.5 e	622.5	148.6 r	82.0 r	74.7 r	300.1 r	165.7 r
Uzbekistan	927	5.3	1.7 r	1.5 r	1.4 r	1.2 r	1.2 r
Europe n.s.	884	186.7	60.2 r	51.5 r	50.2 r	41.8 r	43.3 r
Mid East, N Africa, Pak	440	19,595.7	5,471.9	4,717.4	5,156.2	4,750.8	4,971.3	14,495.6	4,558.5	4,006.4	3,968.3	3,289.2	3,231.7
Afghanistan, I.R. of	512	12.1 e	2.2 e	3.0 e	3.0 e	2.5 e	3.5 e	0.5	0.2 r	0.1 r	0.1 r	0.1 r	0.1 r
Algeria	612	501.0 e	132.7 e	125.0 e	128.8 e	123.6 e	123.6 e	6.9	2.2 r	1.9 r	1.9 r	1.6 r	1.6 r
Bahrain, Kingdom of	419	614.4 e	180.9 e	155.2 e	153.7 e	141.5 e	163.9 e	1,475.3	478.4 r	408.1 r	396.6 r	329.5 r	341.1 r
Djibouti	611	122.4 e	32.2 e	26.0 e	33.5 e	30.8 e	32.0 e	24.3	7.8 r	6.7 r	6.5 r	5.4 r	5.6 r
Egypt	469	2,274.5 e	684.7 e	576.2 e	614.4 e	542.5 e	541.4 e	1,916.7	525.3 r	536.2 r	516.5 r	426.0 r	438.0 r
Iran, I.R. of	429	119.6 e	27.1 e	23.0 e	31.3 e	30.0 e	35.3 e	147.3	50.1 r	41.8 r	39.8 r	32.5 r	33.2 r
Iraq	433	1.9	0.6 r	0.5 r	0.5 r	0.4 r	0.4 r
Jordan	439	1,857.6 e	587.0 e	528.6 e	550.8 e	446.9 e	331.3 e	684.0	221.0 r	196.6 r	237.2 r	200.6 r	49.5 r
Kuwait	443	1,278.4 e	371.3 e	299.8 e	331.1 e	294.8 e	352.8 e	370.6	116.8 r	100.9 r	99.3 r	83.4 r	87.0 r
Lebanon	446	350.3 e	92.8 e	96.1 e	86.5 e	82.4 e	85.2 e	314.2	96.0 r	86.8 r	85.7 r	71.2 r	70.5 r
Libya	672	28.9 e	8.0 e	6.6 e	7.9 e	7.0 e	7.4 e	0.0	0.0 r	0.0 r	0.0 r	0.0 r	0.0 r
Mauritania	682	5.4 e	1.3 e	1.6 e	1.2 e	1.4 e	5.1	1.7 r	1.4 r	1.4 r	1.1 r	1.2 r
Morocco	686	481.9 e	195.5 e	115.0 e	130.4 e	114.8 e	121.7 e	62.6	31.4 r	18.2 r	17.0 r	13.7 r	13.7 r
Oman	449	2,346.5 e	804.6 e	559.3 e	579.8 e	620.7 e	586.7 e	956.4	285.6 r	253.0 r	254.8 r	217.8 r	230.8 r
Pakistan	564	3,149.8 e	702.5 e	650.7 e	805.9 e	792.5 e	900.8 e	389.6	121.4 r	105.4 r	104.3 r	87.9 r	92.0 r
Qatar	453	1,298.7 e	348.5 e	344.3 e	327.4 e	305.0 e	322.0 e	384.7	115.6 r	102.1 r	102.6 r	87.5 r	92.5 r
Somalia	726	247.6	79.8 r	68.3 r	66.5 r	55.4 r	57.4 r
Sudan	732	493.8 e	114.2 e	117.5 e	135.3 e	129.8 e	111.2 e	524.1	172.2 r	151.0 r	161.1 r	113.5 r	98.5 r
Syrian Arab Republic	463	195.6 e	58.5 e	48.2 e	47.3 e	45.7 e	54.4 e	76.0	21.3 r	19.5 r	20.1 r	17.5 r	18.9 r
Tunisia	744	212.9 e	56.1 e	51.7 e	57.4 e	49.3 e	54.5 e	36.7	12.4 r	10.4 r	9.9 r	8.1 r	8.3 r
United Arab Emirates	466	3,636.7 e	936.2 e	832.9 e	932.4 e	861.7 e	1,009.8 e	6,739.9	2,184.3 r	1,864.9 r	1,812.0 r	1,505.3 r	1,557.7 r
West Bank and Gaza	487	81.1 e	17.0 e	18.4 e	22.9 e	20.7 e	19.1 e	7.4	2.3 r	2.0 r	2.0 r	1.7 r	1.7 r
Yemen, Republic of	474	534.0 e	119.8 e	138.4 e	174.7 e	107.6 e	113.4 e	118.9	30.4 r	29.0 r	31.2 r	28.0 r	30.8 r
Middle East n.s.	489	5.0	1.6 r	1.4 r	1.3 r	1.1 r	1.1 r

Saudi Arabia (456)

In Millions of U.S. Dollars

		Exports (FOB)						Imports (CIF)					
		2016	2015Q4	2016Q1	2016Q2	2016Q3	2016Q4	2016	2015Q4	2016Q1	2016Q2	2016Q3	2016Q4
Sub-Saharan Africa	603	4,804.9	2,521.2	890.5	1,197.6	1,245.2	1,471.6	2,056.3	599.4	541.9	554.3	492.1	468.0
Angola	614	13.6 e	5.1 e	3.1 e	3.3 e	3.5 e	3.7 e
Benin	638	10.0 e	0.2 e	2.5 e	2.9 e	2.5 e	2.2 e	0.5	0.1 r	0.1 r	0.1 r	0.1 r	0.1 r
Botswana	616	0.4 e	0.0 e	0.1 e	0.1 e	0.1 e	0.1 e	0.2	0.1 r	0.1 r	0.1 r	0.0 r	0.0 r
Burkina Faso	748	2.6 e	0.6 e	0.6 e	0.7 e	0.6 e	0.7 e
Burundi	618	40.0 e	5.9 e	7.9 e	9.1 e	12.6 e	10.4 e
Cabo Verde	624	0.1 e	0.0 e	0.0 e	0.0 e	0.0 e	0.0 e	0.3 e	0.1 e	0.1 e	0.1 e	0.1 e	0.1 e
Cameroon	622	9.9 e	2.4 e	2.1 e	2.7 e	2.7 e	2.4 e	5.2	1.7 r	1.5 r	1.4 r	1.2 r	1.2 r
Central African Rep.	626	0.0 e	0.0 e	0.0 e	0.0 e	0.0 e	0.0 e	0.3	0.1 r	0.1 r	0.1 r	0.1 r	0.1 r
Comoros	632	1.2 e	0.3 e	0.2 e	0.4 e	0.2 e	0.3 e	0.8	0.3 r	0.2 r	0.2 r	0.2 r	0.2 r
Congo, Dem. Rep. of	636	469.7	151.3 r	129.5 r	126.2 r	105.1 r	108.9 r
Congo, Republic of	634	0.8 e	0.3 e	0.2 e	0.2 e	0.2 e	0.2 e	1.1	0.4 r	0.3 r	0.3 r	0.3 r	0.3 r
Côte d'Ivoire	662	59.4 e	23.2 e	17.1 e	14.9 e	14.3 e	13.1 e	1.0	0.4 r	0.3 r	0.3 r	0.2 r	0.2 r
Eritrea	643	55.1 e	30.4 e	11.2 e	19.2 e	11.5 e	13.2 e	0.4	0.1 r	0.1 r	0.1 r	0.1 r	0.1 r
Ethiopia	644	400.5 e	147.7 e	92.3 e	107.2 e	106.9 e	94.2 e	149.0	48.4 r	41.2 r	40.1 r	33.3 r	34.4 r
Gabon	646	0.7 e	0.3 e	0.2 e	0.2 e	0.2 e	0.2 e	4.5	1.5 r	1.3 r	1.2 r	1.0 r	1.1 r
Gambia, The	648	0.4 e	0.1 e	0.1 e	0.1 e	0.1 e	0.1 e
Ghana	652	78.3 e	22.7 e	17.9 e	22.3 e	19.1 e	19.0 e	3.6	0.9 r	0.9 r	0.9 r	0.8 r	0.9 r
Guinea	656	21.0 e	5.3 e	4.7 e	5.8 e	5.5 e	5.0 e
Kenya	664	505.2 e	141.1 e	104.6 e	140.2 e	129.5 e	130.9 e	49.3	16.8 r	14.0 r	13.3 r	10.9 r	11.1 r
Lesotho	666	0.0 e	0.0 e	0.0 e	0.0 e	0.0 e	0.0 e	0.9	0.3 r	0.2 r	0.2 r	0.2 r	0.2 r
Madagascar	674	22.6 e	5.7 e	4.7 e	6.2 e	5.9 e	5.9 e	3.6	1.2 r	1.0 r	1.0 r	0.8 r	0.8 r
Malawi	676	14.9 e	3.8 e	3.0 e	3.8 e	4.4 e	3.7 e	0.2	0.1 r	0.1 r	0.1 r	0.0 r	0.0 r
Mali	678	8.8 e	2.0 e	2.1 e	2.1 e	2.0 e	2.6 e	0.1	0.0 r	0.0 r	0.0 r	0.0 r	0.0 r
Mauritius	684	23.3 e	0.9 e	2.7 e	5.8 e	6.6 e	8.2 e	3.3	0.4 r	0.9 r	0.9 r	0.7 r	0.8 r
Mozambique	688	9.6 e	3.0 e	2.0 e	2.5 e	2.3 e	2.9 e	10.3	3.3 r	2.8 r	2.8 r	2.3 r	2.4 r
Namibia	728	3.6 e	0.9 e	0.7 e	0.9 e	0.9 e	1.1 e	1.8	0.6 r	0.5 r	0.5 r	0.4 r	0.4 r
Niger	692	1.0 e	0.3 e	0.2 e	0.3 e	0.2 e	0.3 e
Nigeria	694	93.2 e	21.0 e	20.0 e	26.1 e	22.9 e	24.2 e	3.6	1.4 r	1.1 r	1.0 r	0.8 r	0.7 r
Rwanda	714	9.0 e	2.5 e	1.3 e	1.6 e	2.7 e	3.4 e	0.3	0.1 r	0.1 r	0.1 r	0.1 r	0.1 r
São Tomé & Príncipe	716	0.1 e	0.0 e	0.0 e	0.0 e	0.0 e	0.0 e
Senegal	722	22.8 e	12.5 e	5.0 e	5.6 e	5.9 e	6.3 e	0.0	0.0 r	0.0 r	0.0 r	0.0 r	0.0 r
Seychelles	718	1.7 e	0.6 e	0.4 e	0.4 e	0.4 e	0.4 e	0.1	0.0 r	0.0 r	0.0 r	0.0 r	0.0 r
Sierra Leone	724	5.7 e	0.9 e	1.3 e	1.5 e	1.3 e	1.5 e	8.3	2.7 r	2.3 r	2.2 r	1.9 r	1.9 r
South Africa	199	2,875.6 e	580.8 e	492.9 e	672.8 e	741.3 e	968.7 e	1,325.7	363.4 r	339.9 r	358.0 r	328.8 r	299.0 r
Swaziland	734	0.9	0.3 r	0.2 r	0.2 r	0.2 r	0.2 r
Tanzania	738	207.9 e	1,429.3 e	44.3 e	59.2 e	55.1 e	49.3 e	9.3	2.9 r	2.5 r	2.5 r	2.1 r	2.2 r
Togo	742	38.4 e	9.7 e	8.6 e	11.1 e	10.2 e	8.5 e
Uganda	746	236.6 e	46.1 e	29.2 e	63.6 e	64.4 e	79.4 e	0.8	0.3 r	0.2 r	0.2 r	0.2 r	0.2 r
Zambia	754	29.5 e	15.2 e	6.9 e	4.8 e	8.7 e	9.1 e	0.0	0.0 r	0.0 r	0.0 r
Zimbabwe	698	1.3 e	0.4 e	0.3 e	0.3 e	0.3 e	0.4 e	1.1	0.4 r	0.3 r	0.3 r	0.2 r	0.3 r
Western Hemisphere	205	1,738.1	901.9	406.2	425.2	385.2	521.5	3,883.4	989.6	885.0	1,016.0	1,031.7	950.6
Argentina	213	166.5 e	41.6 e	41.6 e	41.6 e	41.6 e	41.6 e	532.8	120.5 r	122.9 r	138.3 r	127.9 r	143.7 r
Bahamas, The	313	0.0 e	0.0 e	0.0 e	0.0 e	0.0 e	0.0 e	0.2	0.1 r	0.1 r	0.1 r	0.0 r	0.0 r
Barbados	316	0.3 e	0.0 e	0.1 e	0.1 e	0.1 e	0.1 e
Bermuda	319	0.0 e	0.0 e	0.0 e	0.0 e	0.0 e	0.0 e	1.6	0.5 r	0.4 r	0.4 r	0.4 r	0.4 r
Bolivia	218	1.2 e	0.1 e	0.2 e	0.3 e	0.3 e	0.4 e	0.1	0.3 r	0.1 r
Brazil	223	1,215.8 e	794.5 e	299.2 e	274.0 e	254.0 e	388.6 e	2,548.3	708.6 r	608.3 r	645.5 r	685.2 r	609.2 r
Chile	228	17.0 e	5.2 e	5.2 e	2.7 e	3.2 e	5.9 e	180.2	18.6 r	31.1 r	77.9 r	53.5 r	17.7 r
Colombia	233	33.2 e	7.4 e	7.8 e	8.1 e	8.5 e	8.7 e	11.6	2.8 r	3.3 r	3.1 r	2.5 r	2.6 r
Costa Rica	238	4.9 e	1.2 e	1.1 e	1.3 e	1.2 e	1.3 e	24.5	8.1 r	6.9 r	6.6 r	5.5 r	5.6 r
Curacao	354	0.6	0.2 r	0.2 r	0.2 r	0.1 r	0.1 r
Dominica	321	0.0 e	0.0 e	0.0 e	0.0 e	0.0 e	0.0 e	6.5	2.1 r	1.8 r	1.7 r	1.5 r	1.5 r
Dominican Republic	243	6.4 e	1.6 e	1.4 e	1.6 e	1.7 e	1.7 e	2.9	0.9 r	0.8 r	0.8 r	0.6 r	0.7 r
Ecuador	248	3.3 e	2.1 e	0.7 e	0.8 e	0.9 e	0.9 e	79.9	21.7 r	21.9 r	21.4 r	17.9 r	18.6 r
El Salvador	253	6.0 e	1.2 e	2.2 e	2.1 e	0.7 e	0.9 e	0.2	0.0 r	0.0 r	0.1 r	0.0 r
Guatemala	258	58.6 e	15.2 e	13.6 e	15.0 e	14.8 e	15.3 e	66.5	21.3 r	18.3 r	17.9 r	14.9 r	15.5 r
Guyana	336	0.2 e	0.1 e	0.0 e	0.0 e	0.0 e	0.0 e	0.6	0.1 r	0.1 r	0.1 r	0.1 r	0.1 r
Haiti	263	0.3 e	0.1 e	0.1 e	0.1 e	0.1 e	0.1 e	0.4	0.1 r	0.1 r	0.1 r	0.1 r	0.1 r
Honduras	268	0.8 e	0.0 e	0.2 e	0.2 e	0.2 e	0.2 e

Saudi Arabia (456)

In Millions of U.S. Dollars

		Exports (FOB)						Imports (CIF)					
		2016	2015Q4	2016Q1	2016Q2	2016Q3	2016Q4	2016	2015Q4	2016Q1	2016Q2	2016Q3	2016Q4
Jamaica	343	0.1 e	0.0 e	0.0 e	0.0 e	0.0 e	0.0 e	0.1	0.0 r	0.0 r	0.0 r	0.0 r	0.0 r
Mexico	273	111.3 e	3.8 e	5.9 e	50.6 e	29.3 e	25.6 e	398.4	74.4 r	60.8 r	94.1 r	115.1 r	128.3 r
Nicaragua	278	1.8 e	0.5 e	0.4 e	0.5 e	0.5 e	0.5 e	0.3	0.1 r	0.1 r	0.1 r	0.1 r	0.1 r
Paraguay	288	5.5 e	2.8 e	2.9 e	0.7 e	0.7 e	1.2 e	2.3	0.8 r	0.6 r	0.6 r	0.5 r	0.5 r
Peru	293	85.6 e	22.9 e	20.6 e	20.6 e	21.8 e	22.6 e	16.2	5.8 r	4.7 r	4.4 r	3.5 r	3.5 r
St. Lucia	362	0.0 e	0.0 e	0.0 e	0.0 e	0.0 e	0.0 e	0.3	0.1 r	0.1 r	0.1 r	0.1 r	0.1 r
Suriname	366	0.1 e	0.0 e	0.0 e	0.0 e	0.0 e	0.0 e	0.0	0.0 r	0.0 r	0.0 r	0.0 r	0.0 r
Trinidad and Tobago	369	0.4 e	0.1 e	0.1 e	0.1 e	0.1 e	0.1 e	0.3	0.1 r	0.1 r	0.1 r	0.1 r	0.1 r
Uruguay	298	18.1 e	1.2 e	2.5 e	4.8 e	5.2 e	5.5 e	7.9	2.2 r	2.1 r	2.0 r	1.9 r	1.9 r
Venezuela, Rep. Bol.	299	0.7 e	0.2 e	0.2 e	0.2 e	0.2 e	0.2 e	0.4	0.1 r	0.1 r	0.1 r	0.1 r	0.1 r
Western Hem. n.s.	399	0.3	0.1 r	0.1 r	0.1 r	0.1 r	0.1 r
Other Countries n.i.e	910	0.7	0.2	0.2	0.2	0.2	0.2	21.3	6.9	5.9	5.7	4.8	4.9
Cuba	928	0.7 e	0.2 e	0.2 e	0.2 e	0.2 e	0.2 e	1.4	0.4 r	0.4 r	0.4 r	0.3 r	0.3 r
Korea, Dem. People's Rep.	954	20.0	6.4 r	5.5 r	5.4 r	4.5 r	4.6 r
Memorandum Items													
Africa	605	6,622.3	3,051.9	1,327.1	1,684.5	1,694.6	1,916.0	2,963.6	906.9	799.7	818.7	690.8	654.3
Middle East	405	14,616.4	4,236.4	3,627.0	3,860.3	3,506.4	3,622.6	13,198.2	4,129.4	3,642.9	3,599.6	3,002.5	2,953.2
European Union	998	19,933.9	4,441.4	3,994.8	4,918.1	5,515.0	5,505.9	33,914.0	10,439.6	8,291.6	8,774.9	7,533.2	9,314.3
Export earnings: fuel	080	10,653.8	3,013.7	2,546.2	2,744.4	2,568.0	2,795.2	10,876.3	3,533.2	2,936.9	2,921.8	2,543.9	2,473.7
Export earnings: nonfuel	092	155,014.4	41,011.5	33,042.5	38,699.4	40,936.2	42,336.3	123,377.0	37,376.8	31,736.1	31,966.9	28,914.6	30,759.4

Senegal (722)

In Millions of U.S. Dollars

		Exports (FOB)						Imports (CIF)					
		2016	2015Q4	2016Q1	2016Q2	2016Q3	2016Q4	2016	2015Q4	2016Q1	2016Q2	2016Q3	2016Q4
IFS World		567.6	657.5	661.6	1,393.9	1,130.4	1,258.4
World	001	2,537.2	574.8	691.8	738.4	585.0	522.0	5,482.4	1,419.4	1,211.4	1,349.6	1,413.2	1,508.3
Advanced Economies	110	793.4	163.0	225.0	230.8	179.0	158.6	2,516.8	659.7	558.6	619.9	647.5	690.8
Euro Area	163	322.3	74.6	89.6	93.9	73.6	65.3	1,961.9	501.8	425.7	481.7	509.0	545.5
Austria	122	0.3	0.0	0.1 r	0.1 r	0.1 r	0.1 r	5.3	1.9	1.0 r	1.3 r	1.5 r	1.6 r
Belgium	124	14.0	4.0	4.0 r	4.1 r	3.1 r	2.8 r	161.5	39.4	35.7 r	39.7 r	41.6 r	44.4 r
Cyprus	423	1.1	0.2	0.3 r	0.3 r	0.2 r	0.2 r	0.0	0.0	0.0 r	0.0 r	0.0 r	0.0 r
Estonia	939	3.5	0.0	0.8 r	0.9 r	0.9 r	1.0 r
Finland	172	0.0	0.0	0.0 r	0.0 r	0.0 r	0.0 r	33.2	16.7	7.3 r	8.2 r	8.6 r	9.1 r
France	132	74.3	24.2	22.8 r	21.5 r	16.0 r	14.0 r	871.0	239.7	192.4 r	214.3 r	224.5 r	239.8 r
Germany	134	7.9	1.0	2.0 r	2.3 r	1.9 r	1.7 r	128.9	34.5	23.0 r	30.9 r	35.6 r	39.3 r
Greece	174	7.6	0.9	1.5 r	2.2 r	2.0 r	1.9 r	9.4	0.9	2.1 r	2.3 r	2.4 r	2.6 r
Ireland	178	2.2	0.2	0.5 r	0.5 r	0.5 r	0.5 r	17.2	3.3	3.8 r	4.2 r	4.4 r	4.7 r
Italy	136	65.3	17.9	22.7 r	18.9 r	12.8 r	10.9 r	132.5	32.9	34.0 r	33.3 r	32.1 r	33.1 r
Latvia	941	0.1	0.0 r	0.0 r	0.0 r	0.0 r	0.1	0.0 r	0.0 r	0.0 r	0.0 r
Lithuania	946	0.0	0.0 r	0.0 r	0.0 r	0.0 r	6.3	0.1	1.4 r	1.6 r	1.6 r	1.7 r
Malta	181	0.7	0.1	0.2 r	0.2 r	0.2 r	0.1 r	2.6	0.3	0.6 r	0.6 r	0.7 r	0.7 r
Netherlands	138	43.5	9.3	15.2 r	12.5 r	8.5 r	7.2 r	289.8	44.9	48.9 r	69.1 r	81.3 r	90.5 r
Portugal	182	15.0	2.6	2.9 r	4.4 r	4.0 r	3.7 r	30.7	17.0	9.4 r	7.9 r	6.7 r	6.6 r
Slovak Republic	936	0.0	0.0 r	0.0 r	0.0 r	0.0 r	2.2	0.1	0.5 r	0.5 r	0.6 r	0.6 r
Spain	184	90.3	14.4	17.3 r	26.7 r	24.2 r	22.2 r	267.7	70.2	64.9 r	66.7 r	66.5 r	69.6 r
Australia	193	0.5	0.0	0.1 r	0.1 r	0.1 r	0.1 r	7.9	3.7	1.8 r	2.0 r	2.0 r	2.2 r
Canada	156	1.3	0.1	0.4 r	0.4 r	0.3 r	0.3 r	19.1	4.8	4.7 r	4.8 r	4.7 r	4.9 r
China,P.R.: Hong Kong	532	3.3	1.8	2.0 r	0.9 r	0.3 r	0.1 r	7.7	2.0	1.8 r	1.9 r	1.9 r	2.0 r
China,P.R.: Macao	546	0.0	0.1	0.0 r	0.0 r	0.0 r	0.0 r	0.0	0.0	0.0 r	0.0 r	0.0 r	0.0 r
Czech Republic	935	4.7	0.9	1.0 r	1.2 r	1.2 r	1.3 r
Denmark	128	1.6	0.6	0.5 r	0.5 r	0.4 r	0.3 r	7.9	3.0	2.0 r	2.0 r	1.9 r	2.0 r
Iceland	176	1.2	0.2	0.3 r	0.3 r	0.3 r	0.2 r	0.4	0.1	0.1 r	0.1 r	0.1 r	0.1 r
Israel	436	3.5	0.4	1.0 r	1.0 r	0.8 r	0.7 r	6.2	1.7	1.4 r	1.5 r	1.6 r	1.7 r
Japan	158	7.1	0.6	2.1 r	2.1 r	1.6 r	1.4 r	124.5	30.1	24.2 r	30.2 r	33.5 r	36.6 r
Korea, Republic of	542	50.7	2.7	14.6 r	14.7 r	11.3 r	10.0 r	49.4	14.8	9.1 r	11.9 r	13.5 r	14.9 r
New Zealand	196	0.0	0.0	0.0 r	0.0 r	0.0 r	0.0 r	13.9	3.2	3.1 r	3.4 r	3.6 r	3.8 r
Norway	142	13.9	6.2	4.0 r	4.0 r	3.1 r	2.7 r	1.2	0.1	0.3 r	0.3 r	0.3 r	0.3 r
Singapore	576	1.4	0.0	0.4 r	0.4 r	0.3 r	0.3 r	74.9	16.3	15.4 r	18.3 r	19.8 r	21.4 r
Sweden	144	1.1	0.2	0.3 r	0.3 r	0.3 r	0.2 r	23.3	4.6	5.0 r	5.7 r	6.1 r	6.5 r
Switzerland	146	268.4	57.9	77.5 r	78.0 r	59.9 r	53.0 r	35.2	9.7	5.5 r	8.4 r	10.1 r	11.3 r
Taiwan Prov.of China	528	0.5	0.3	0.1 r	0.1 r	0.1 r	0.1 r	3.5	1.7	0.8 r	0.9 r	0.9 r	1.0 r
United Kingdom	112	53.8	10.9	17.4 r	15.6 r	11.2 r	9.7 r	52.4	26.5	22.6 r	14.6 r	8.7 r	6.5 r
United States	111	62.7	6.3	14.6 r	18.4 r	15.6 r	14.2 r	122.7	34.7	34.2 r	31.3 r	28.5 r	28.7 r
Emerg. & Dev. Economies	200	1,743.3	351.5	466.6	507.4	405.9	363.3	2,956.5	757.2	650.7	727.4	763.3	815.1
Emerg. & Dev. Asia	505	389.7	81.6	128.6	112.2	79.8	69.1	1,149.4	287.0	240.4	280.9	302.2	325.9
Bangladesh	513	11.2	0.6	2.8 r	2.8 r	2.8 r	2.8 r	0.1	0.0	0.0 r	0.0 r	0.0 r	0.0 r
Brunei Darussalam	516	0.5	0.0	0.1 r	0.1 r	0.1 r	0.1 r	0.1	0.0 r	0.0 r	0.0 r	0.0 r
Cambodia	522	0.0	0.0 r	0.0 r	0.0 r	0.0 r	0.1	0.0	0.0 r	0.0 r	0.0 r	0.0 r
China,P.R.: Mainland	924	127.2	29.0	47.0 r	36.6 r	23.7 r	19.8 r	564.6	171.4	132.1 r	140.1 r	142.3 r	150.2 r
India	534	208.1	44.5	66.5 r	60.3 r	43.5 r	37.8 r	417.3	77.3	73.8 r	100.0 r	115.6 r	127.9 r
Indonesia	536	0.9	0.4	0.3 r	0.3 r	0.2 r	0.2 r	21.8	5.0	4.8 r	5.4 r	5.6 r	6.0 r
Malaysia	548	0.3	0.1 r	0.1 r	0.1 r	0.1 r	37.7	7.3	5.4 r	8.9 r	11.0 r	12.4 r
Mongolia	948	0.2	0.0 r	0.0 r	0.0 r	0.0 r
Nauru	836	0.1	0.0 r	0.0 r	0.0 r	0.0 r
Papua New Guinea	853	0.1	0.0 r	0.0 r	0.0 r	0.0 r	0.2	0.0 r	0.0 r	0.0 r	0.0 r
Philippines	566	0.2	0.3	0.0 r	0.0 r	0.1 r	0.1 r
Sri Lanka	524	0.1	0.0	0.0 r	0.0 r	0.0 r	0.0 r
Thailand	578	2.1	0.1	0.4 r	0.6 r	0.6 r	0.5 r	100.0	23.5	22.5 r	24.7 r	25.6 r	27.2 r
Vietnam	582	39.1	7.0	11.3 r	11.4 r	8.7 r	7.7 r	4.2	2.1	0.7 r	1.0 r	1.2 r	1.3 r
Asia n.s.	598	2.8	0.7 r	0.7 r	0.7 r	0.7 r
Europe	170	26.1	10.0	7.4	7.4	5.9	5.4	396.4	90.4	96.6	98.9	98.3	102.6
Emerg. & Dev. Europe	903	24.1	9.9	6.8	6.9	5.5	5.0	224.8	52.2	58.5	56.7	54.0	55.5
Albania	914	0.2	0.2	0.1 r	0.1 r	0.0 r	0.0 r	6.1	2.1	1.4 r	1.5 r	1.6 r	1.7 r
Bulgaria	918	0.8	0.2	0.2 r	0.2 r	0.2 r	0.2 r	4.6	1.9	1.0 r	1.1 r	1.2 r	1.3 r

Senegal (722)

In Millions of U.S. Dollars

		Exports (FOB)						Imports (CIF)					
		2016	2015Q4	2016Q1	2016Q2	2016Q3	2016Q4	2016	2015Q4	2016Q1	2016Q2	2016Q3	2016Q4
Croatia	960	0.0	0.0 r	0.0 r	0.0 r	0.0 r	0.2	0.0	0.1 r	0.1 r	0.1 r	0.1 r
Gibraltar	823	2.6	0.6 r	0.6 r	0.6 r	0.6 r	0.3	0.0	0.1 r	0.1 r	0.1 r	0.1 r
Hungary	944	1.0	0.1	0.3 r	0.3 r	0.2 r	0.2 r	10.8	2.4	2.0 r	2.6 r	3.0 r	3.3 r
Montenegro	943	0.5	0.1 r	0.1 r	0.1 r	0.1 r	1.6	0.1	0.2 r	0.4 r	0.5 r	0.5 r
Poland	964	14.3	8.3	4.1 r	4.1 r	3.2 r	2.8 r	55.5	5.8	9.2 r	13.2 r	15.7 r	17.5 r
Romania	968	0.0	0.1	0.0 r	0.0 r	0.0 r	0.0 r	5.5	0.8	1.2 r	1.4 r	1.4 r	1.5 r
Serbia, Republic of	942	0.3	0.0 r	0.1 r	0.1 r	0.1 r	0.0	0.0 r	0.0 r	0.0 r	0.0 r
Turkey	186	4.5	1.0	1.3 r	1.3 r	1.0 r	0.9 r	140.1	39.0	43.4 r	36.4 r	30.7 r	29.6 r
CIS	901	2.0	0.1	0.6	0.6	0.5	0.4	171.0	38.3	37.9	42.1	44.1	47.0
Armenia	911	0.0	0.0 r	0.0 r	0.0 r	0.0 r	2.9	0.7 r	0.7 r	0.7 r	0.7 r
Azerbaijan, Rep. of	912	0.1	0.0 r	0.0 r	0.0 r	0.0 r	0.2	0.1	0.1 r	0.1 r	0.1 r	0.1 r
Belarus	913	0.1	0.1	0.0 r	0.0 r	0.0 r	0.0 r
Georgia	915	0.2	0.1	0.1 r	0.1 r	0.0 r	0.0 r	1.2	0.0	0.1 r	0.3 r	0.4 r	0.4 r
Kazakhstan	916	0.0	0.0 r	0.0 r	0.0 r	0.0 r	4.1	1.0 r	1.0 r	1.0 r	1.0 r
Russian Federation	922	1.1	0.0	0.3 r	0.3 r	0.3 r	0.2 r	92.1	24.1	20.4 r	22.7 r	23.7 r	25.3 r
Ukraine	926	0.6	0.1	0.2 r	0.2 r	0.1 r	0.1 r	70.5	13.9	15.6 r	17.3 r	18.2 r	19.4 r
Europe n.s.	884	0.6	0.2 r	0.2 r	0.2 r	0.2 r
Mid East, N Africa, Pak	440	184.3	39.3	48.6	53.7	43.2	38.8	440.6	105.6	88.1	107.1	117.6	127.8
Afghanistan, I.R. of	512	0.0	0.0	0.0 r	0.0 r	0.0 r	0.0 r	1.1	0.0	0.2 r	0.3 r	0.3 r	0.3 r
Algeria	612	0.6	0.0	0.2 r	0.2 r	0.2 r	0.2 r	24.7	0.1	5.5 r	6.1 r	6.4 r	6.8 r
Bahrain, Kingdom of	419	0.5	0.1	0.1 r	0.1 r	0.1 r	0.1 r
Djibouti	611	0.1	0.0	0.0 r	0.0 r	0.0 r	0.0 r
Egypt	469	0.5	0.5	0.2 r	0.2 r	0.1 r	0.1 r	28.0	5.5	4.7 r	6.7 r	7.9 r	8.8 r
Iran, I.R. of	429	2.1	0.4	0.6 r	0.6 r	0.5 r	0.4 r	27.5	5.5	4.9 r	6.6 r	7.6 r	8.4 r
Jordan	439	0.1	0.1	0.0 r	0.0 r	0.0 r	0.0 r	0.9	0.2	0.2 r	0.2 r	0.2 r	0.2 r
Kuwait	443	0.0	0.0	0.0 r	0.0 r	0.0 r	0.0 r	1.1	0.1	0.2 r	0.3 r	0.3 r	0.3 r
Lebanon	446	14.8	5.7	6.0 r	4.2 r	2.5 r	2.0 r	4.7	0.7	0.8 r	1.1 r	1.3 r	1.5 r
Libya	672	0.0	0.0 r	0.0 r	0.0 r	0.0 r	1.6	0.0	0.4 r	0.4 r	0.4 r	0.4 r
Mauritania	682	77.7	16.7	16.8 r	22.8 r	19.9 r	18.2 r	8.9	1.3	2.0 r	2.2 r	2.3 r	2.4 r
Morocco	686	7.7	0.6	1.5 r	2.3 r	2.0 r	1.9 r	95.0	20.2	19.7 r	23.2 r	25.0 r	27.0 r
Oman	449	0.0	0.4	0.1	0.1 r	0.1 r	0.1 r	0.1 r
Pakistan	564	0.9	0.3	0.2 r	0.2 r	0.2 r	0.2 r	19.4	11.0	4.3 r	4.8 r	5.0 r	5.3 r
Qatar	453	0.0	0.0	0.0 r	0.0 r	0.0 r	0.0 r	4.3	2.3	0.9 r	1.1 r	1.1 r	1.2 r
Saudi Arabia	456	1.6	0.1	0.5 r	0.5 r	0.4 r	0.3 r	24.2	13.2	5.3 r	5.9 r	6.2 r	6.6 r
Sudan	732	0.7	0.2	0.2 r	0.2 r	0.2 r	0.2 r	0.1	0.3	0.0 r	0.0 r	0.0 r	0.0 r
Tunisia	744	3.4	0.1	1.0 r	1.0 r	0.8 r	0.7 r	40.5	11.9	10.4 r	10.2 r	9.8 r	10.1 r
United Arab Emirates	466	74.1	14.5	21.4 r	21.5 r	16.5 r	14.6 r	157.9	33.2	28.4 r	37.9 r	43.5 r	48.0 r
Sub-Saharan Africa	603	1,127.1	218.0	277.5	329.5	273.3	246.8	736.5	223.9	172.8	182.8	185.4	195.5
Angola	614	4.4	0.1	1.3 r	1.3 r	1.0 r	0.9 r	1.4	17.1	0.3 r	0.4 r	0.4 r	0.4 r
Benin	638	19.3	4.3	4.2 r	5.7 r	4.9 r	4.5 r	0.4	0.6	0.1 r	0.1 r	0.1 r	0.1 r
Burkina Faso	748	52.7	8.7	10.9 r	15.5 r	13.7 r	12.6 r	0.6	0.0	0.1 r	0.1 r	0.1 r	0.2 r
Burundi	618	0.1	0.0	0.0 r	0.0 r	0.0 r	0.0 r	0.0	0.0 r	0.0 r	0.0 r	0.0 r
Cabo Verde	624	3.2	0.4	0.6 r	1.0 r	0.9 r	0.8 r	0.1	0.0	0.0 r	0.0 r	0.0 r	0.0 r
Cameroon	622	27.0	5.1	7.8 r	7.9 r	6.0 r	5.3 r	14.1	3.5	2.1 r	3.3 r	4.1 r	4.6 r
Central African Rep.	626	9.4	1.8	1.5 r	2.9 r	2.7 r	2.3 r	0.0	0.0 r	0.0 r	0.0 r	0.0 r
Chad	628	23.4	8.7	5.7 r	6.9 r	5.7 r	5.1 r
Comoros	632	0.1	0.5	0.0 r	0.0 r	0.0 r	0.0 r
Congo, Dem. Rep. of	636	1.5	0.4	0.4 r	0.4 r	0.3 r	0.3 r	0.2	0.0 r	0.0 r	0.0 r	0.0 r
Congo, Republic of	634	43.6	8.1	10.5 r	12.7 r	10.7 r	9.7 r	4.3	0.1	0.5 r	1.0 r	1.3 r	1.5 r
Côte d'Ivoire	662	135.0	27.9	37.2 r	39.3 r	30.9 r	27.6 r	104.8	25.8	21.6 r	25.6 r	27.7 r	30.0 r
Equatorial Guinea	642	4.8	1.5	1.4 r	1.4 r	1.1 r	1.0 r	5.3	1.3 r	1.3 r	1.3 r	1.3 r
Gabon	646	11.4	3.9	4.2 r	3.3 r	2.1 r	1.8 r	3.3	0.0	0.7 r	0.8 r	0.9 r	0.9 r
Gambia, The	648	85.8	15.7	19.3 r	25.2 r	21.6 r	19.7 r	0.2	0.1	0.1 r	0.1 r	0.1 r	0.1 r
Ghana	652	16.9	2.3	3.2 r	5.0 r	4.5 r	4.1 r	55.4	11.6	12.0 r	13.6 r	14.4 r	15.4 r
Guinea	656	85.3	23.1	26.7 r	24.7 r	18.1 r	15.8 r	3.3	0.6	0.7 r	0.8 r	0.9 r	0.9 r
Guinea-Bissau	654	53.1	10.7	15.5 r	15.4 r	11.8 r	10.4 r	0.0	0.0	0.0 r	0.0 r	0.0 r	0.0 r
Kenya	664	0.0	0.0	0.0 r	0.0 r	0.0 r	0.0 r	0.4	0.2	0.1 r	0.1 r	0.1 r	0.1 r
Liberia	668	7.1	1.8	2.1 r	2.1 r	1.6 r	1.4 r	2.1	0.1	0.5 r	0.5 r	0.5 r	0.5 r
Malawi	676	0.0	0.0 r	0.0 r	0.0 r	0.0 r	0.3	0.0	0.1 r	0.1 r	0.1 r	0.1 r
Mali	678	461.3	71.4	103.4 r	135.2 r	116.4 r	106.3 r	7.1	0.4	1.6 r	1.8 r	1.8 r	2.0 r

Senegal (722)

In Millions of U.S. Dollars

		Exports (FOB)						Imports (CIF)					
		2016	2015Q4	2016Q1	2016Q2	2016Q3	2016Q4	2016	2015Q4	2016Q1	2016Q2	2016Q3	2016Q4
Mauritius	684	0.0	0.0 r	0.0 r	0.0 r	0.0 r	4.3	0.1	0.9 r	1.0 r	1.1 r	1.2 r
Mozambique	688	0.7	0.1	0.2 r	0.2 r	0.1 r	0.1 r	1.0	0.2	0.2 r	0.2 r	0.2 r	0.3 r
Namibia	728	0.1	0.0	0.0 r	0.0 r	0.0 r	0.0 r	0.0	0.0 r	0.0 r	0.0 r	0.0 r
Niger	692	22.6	4.2	6.5 r	6.6 r	5.0 r	4.5 r	0.0	0.0 r	0.0 r	0.0 r	0.0 r
Nigeria	694	10.1	4.0	2.3 r	3.0 r	2.5 r	2.3 r	424.8	131.7	103.7 r	106.0 r	105.2 r	110.0 r
Rwanda	714	0.1	0.0 r	0.0 r	0.0 r	0.0 r
Seychelles	718	0.0	0.1	0.2	0.0 r	0.0 r	0.0 r	0.0 r
Sierra Leone	724	17.1	4.6	4.8 r	5.0 r	3.9 r	3.4 r	1.2	0.0	0.3 r	0.3 r	0.3 r	0.3 r
South Africa	199	1.9	3.1	0.5 r	0.5 r	0.5 r	0.5 r	91.1	30.2	23.5 r	22.9 r	22.0 r	22.7 r
Swaziland	734	2.1	0.0	0.5 r	0.5 r	0.5 r	0.5 r
Tanzania	738	3.0	0.2	0.9 r	0.9 r	0.7 r	0.6 r	0.8	0.0	0.1 r	0.2 r	0.3 r	0.3 r
Togo	742	25.4	5.2	6.3 r	7.4 r	6.1 r	5.6 r	7.4	1.2	1.6 r	1.8 r	1.9 r	2.0 r
Uganda	746	0.4	0.0	0.1 r	0.1 r	0.1 r	0.1 r	0.0	0.0	0.0 r	0.0 r	0.0 r	0.0 r
Zambia	754	0.2	0.0	0.0 r	0.0 r	0.1 r	0.1 r	0.1	0.0	0.0 r	0.0 r	0.0 r	0.0 r
Africa n.s.	799	0.1	0.0	0.0 r	0.0 r	0.0 r	0.0 r
Western Hemisphere	205	16.0	2.6	4.5	4.6	3.6	3.3	233.6	50.2	52.8	57.7	59.8	63.3
Antigua and Barbuda	311	0.1	0.2	0.0 r	0.0 r	0.0 r	0.0 r	7.8	0.1	1.7 r	1.9 r	2.0 r	2.1 r
Argentina	213	0.1	0.0 r	0.0 r	0.0 r	0.0 r	57.1	16.2	10.7 r	13.8 r	15.5 r	17.1 r
Aruba	314	1.2	0.3 r	0.3 r	0.3 r	0.3 r
Barbados	316	0.2	0.1 r	0.1 r	0.1 r	0.1 r
Belize	339	1.2
Bolivia	218	0.0	0.0 r	0.0 r	0.0 r	0.0 r	2.2	0.5 r	0.5 r	0.5 r	0.5 r
Brazil	223	5.3	0.4	1.5 r	1.5 r	1.2 r	1.0 r	121.0	23.8	29.5 r	30.2 r	30.0 r	31.3 r
Chile	228	0.1	0.0 r	0.0 r	0.0 r	0.0 r	0.8	0.3	0.2 r	0.2 r	0.2 r	0.2 r
Colombia	233	0.4	0.1 r	0.1 r	0.1 r	0.1 r	1.8	0.4	0.4 r	0.4 r	0.5 r	0.5 r
Costa Rica	238	0.0	0.0	0.0 r	0.0 r	0.0 r	0.0 r	0.7	0.1	0.1 r	0.2 r	0.2 r	0.2 r
Curacao	354	0.1	0.0 r	0.0 r	0.0 r	0.0 r
Dominica	321	1.0	0.2	0.2 r	0.2 r	0.3 r	0.3 r
Dominican Republic	243	0.4	0.1 r	0.1 r	0.1 r	0.1 r
Ecuador	248	0.3	0.1 r	0.1 r	0.1 r	0.1 r	0.1	0.0	0.0 r	0.0 r	0.0 r	0.0 r
Guatemala	258	0.0	0.0 r	0.0 r	0.0 r	0.0 r	16.2	4.1 r	4.1 r	4.1 r	4.1 r
Haiti	263	0.2	0.1 r	0.1 r	0.1 r	0.1 r	0.2	0.0 r	0.0 r	0.0 r	0.0 r
Mexico	273	8.1	1.0	2.3 r	2.3 r	1.8 r	1.6 r	3.9	0.2	0.5 r	0.9 r	1.2 r	1.3 r
Nicaragua	278	0.3	0.2	0.1 r	0.1 r	0.1 r	0.1 r	0.0	0.0	0.0 r	0.0 r	0.0 r	0.0 r
Panama	283	0.0	0.0 r	0.0 r	0.0 r	0.0 r	0.7	0.0	0.2 r	0.2 r	0.2 r	0.2 r
Paraguay	288	3.2	4.7	0.7 r	0.8 r	0.8 r	0.9 r
Peru	293	0.5	0.5	0.1 r	0.1 r	0.1 r	0.1 r
Suriname	366	0.8	0.5	0.1 r	0.1 r	0.1 r	0.1 r
Trinidad and Tobago	369	0.9	0.2 r	0.2 r	0.2 r	0.2 r	7.8	2.3	1.7 r	1.9 r	2.0 r	2.2 r
Uruguay	298	0.0	0.0 r	0.0 r	0.0 r	0.0 r	4.0	0.2	0.9 r	1.0 r	1.0 r	1.1 r
Venezuela, Rep. Bol.	299	2.4	0.6 r	0.6 r	0.6 r	0.6 r
Other Countries n.i.e	910	0.5	0.5	0.1	0.1	0.1	0.1	0.6	0.2	0.1	0.1	0.2	0.2
Cuba	928	0.2	0.1	0.0 r	0.1 r	0.1 r	0.1 r
Korea, Dem. People's Rep.	954	0.5	0.5	0.1 r	0.1 r	0.1 r	0.1 r	0.3	0.1	0.0 r	0.1 r	0.1 r	0.1 r
Special Categories	899	59.7	2.3
Countries & Areas n.s.	898	8.6	2.1 r	2.1 r	2.1 r	2.1 r
Memorandum Items													
Africa	605	1,217.2	235.7	297.2	355.9	296.3	267.8	905.7	257.7	210.4	224.4	229.0	241.9
Middle East	405	93.3	21.3	28.7	27.0	20.0	17.5	251.0	60.8	46.1	60.4	68.8	75.7
European Union	998	395.0	95.1	112.4	114.9	89.0	78.7	2,126.8	547.7	469.7	523.5	548.2	585.4
Export earnings: fuel	080	179.4	41.5	48.8	52.2	41.4	37.0	791.9	230.4	177.2	195.2	203.2	216.3
Export earnings: nonfuel	092	2,357.8	533.3	642.9	686.3	543.6	485.0	4,690.5	1,189.0	1,034.3	1,154.3	1,210.0	1,291.9

Serbia, Republic of (942)

In Millions of U.S. Dollars

		Exports (FOB)						Imports (CIF)					
		2016	2015Q4	2016Q1	2016Q2	2016Q3	2016Q4	2016	2015Q4	2016Q1	2016Q2	2016Q3	2016Q4
IFS World		3,329.0	3,406.6	3,921.3	3,731.6	4,747.2	4,404.7	5,098.8	4,718.4
World	001	14,855.8	3,329.1	3,416.7	3,942.1	3,738.3	3,758.6	19,176.7	4,747.2	4,402.4	5,115.3	4,721.6	4,937.5
Advanced Economies	110	7,800.8	1,799.5	1,892.2	2,098.3	1,895.6	1,914.7	10,015.7	2,394.4	2,290.9	2,702.0	2,447.8	2,575.0
Euro Area	163	6,455.4	1,481.7	1,584.2	1,755.4	1,567.6	1,548.2	8,005.7	1,911.9	1,856.4	2,169.3	1,942.9	2,037.1
Austria	122	375.2	95.9	82.3	95.0	98.0	99.9 r	583.8	136.9	123.4	154.0	149.0	157.4 r
Belgium	124	183.7	49.9	54.1	45.6	41.5	42.5 r	440.3	81.7	114.0	100.5	106.6	119.1 r
Cyprus	423	18.2	4.0	4.4	4.3	4.7	4.8 r	5.7	1.4	2.7	0.6	0.8	1.7 r
Estonia	939	5.1	1.0	1.3	1.3	1.5	1.1 r	5.8	1.4	1.0	1.4	1.5	2.0 r
Finland	172	19.1	3.2	5.7	4.6	4.6	4.3 r	83.4	17.0	19.9	21.1	18.4	24.1 r
France	132	413.8	101.9	99.1	104.7	103.2	106.8 r	577.0	140.4	150.9	160.8	123.5	141.8 r
Germany	134	1,940.0	449.4	466.3	513.5	483.7	476.5 r	2,473.4	583.8	560.0	665.4	614.0	634.1 r
Greece	174	147.6	47.0	37.2	38.9	39.1	32.4 r	292.3	73.6	64.9	83.9	67.3	76.2 r
Ireland	178	8.1	2.1	1.9	1.5	2.4	2.2 r	91.6	21.6	18.9	25.7	24.6	22.3 r
Italy	136	2,168.3	473.8	562.2	632.8	489.6	483.7 r	1,984.4	494.8	468.7	560.2	462.7	492.8 r
Latvia	941	3.2	1.0	0.5	0.8	1.1	0.9 r	5.8	1.3	1.2	1.1	1.2	2.4 r
Lithuania	946	18.4	4.7	3.9	5.3	5.1	4.1 r	17.3	5.3	2.1	6.2	4.3	4.8 r
Luxembourg	137	15.7	3.4	4.7	3.2	3.0	4.8 r	16.2	6.6	4.7	4.3	3.6	3.6 r
Malta	181	3.4	5.8	0.7	1.5	1.1	0.2 r	6.2	2.4	1.8	2.1	1.3	1.1 r
Netherlands	138	176.2	37.2	35.2	47.8	44.9	48.3 r	315.3	77.3	74.2	84.8	75.2	81.1 r
Portugal	182	18.7	5.8	6.6	4.8	4.4	2.9 r	25.7	4.7	4.8	7.0	6.0	7.9 r
Slovak Republic	936	302.1	58.7	66.9	79.2	78.9	77.1 r	250.3	56.2	47.7	64.0	77.5	61.1 r
Slovenia	961	476.5	101.7	112.8	122.3	126.3	115.0 r	568.7	144.0	137.3	155.1	140.1	136.2 r
Spain	184	162.1	35.2	38.3	48.3	34.6	40.9 r	262.3	61.7	58.3	71.3	65.4	67.4 r
Australia	193	9.7	2.8	2.0	2.1	2.5	3.0 r	5.9	1.2	1.5	1.1	1.9	1.4 r
Canada	156	27.0	5.6	6.0	5.4	6.9	8.6 r	21.5	8.3	4.5	5.7	6.0	5.4 r
China,P.R.: Hong Kong	532	58.2	13.3	16.5	16.3	13.4	11.9 r	12.6	2.0	1.9	3.6	4.5	2.6 r
China,P.R.: Macao	546	0.0	0.2	0.0	2.8	0.2	0.7	0.2	1.0	1.0 r
Czech Republic	935	367.5	85.0	86.4	96.8	91.8	92.6 r	482.8	119.3	104.4	126.6	120.8	131.0 r
Denmark	128	53.3	11.8	12.0	14.3	13.3	13.7 r	147.4	41.4	32.8	38.5	40.6	35.5 r
Iceland	176	1.4	0.1	0.1	0.6	0.5	0.2 r	1.9	0.5	0.6	0.6	0.6	0.2 r
Israel	436	22.8	4.9	5.2	5.7	6.5	5.4 r	43.2	4.9	8.5	11.0	10.8	12.8 r
Japan	158	55.6	14.8	21.9	18.6	8.6	6.4 r	113.9	25.5	24.7	28.2	30.6	30.4 r
Korea, Republic of	542	5.3	0.6	0.5	2.2	1.0	1.5 r	132.4	30.4	29.8	35.3	33.1	34.2 r
New Zealand	196	0.9	0.0	0.2	0.1	0.2	0.3 r	3.7	0.2	1.0	0.3	0.6	1.8 r
Norway	142	20.9	7.0	5.2	7.2	4.0	4.6 r	38.9	8.5	6.7	11.2	10.6	10.5 r
San Marino	135	0.0	0.0	0.0	0.2	0.0	0.0	0.1	0.0	0.0 r
Singapore	576	12.1	2.8	2.2	2.9	3.6	3.5 r	14.9	2.6	3.4	3.9	4.5	3.1 r
Sweden	144	87.0	18.0	19.9	20.6	19.0	27.5 r	164.9	41.0	46.3	42.6	38.3	37.6 r
Switzerland	146	110.9	25.0	24.0	26.7	28.7	31.6 r	205.2	51.4	46.4	50.6	54.9	53.3 r
Taiwan Prov.of China	528	1.6	0.2	0.2	0.5	0.4	0.5 r	75.3	12.4	13.0	15.4	15.2	31.6 r
United Kingdom	112	265.8	61.7	57.6	68.0	65.0	75.2 r	212.3	55.6	45.2	51.8	53.8	61.5 r
United States	111	245.5	64.1	47.9	54.7	62.8	80.0 r	330.2	76.9	63.0	105.9	77.2	84.1 r
Emerg. & Dev. Economies	200	7,054.9	1,529.5	1,524.4	1,843.8	1,842.7	1,843.9	9,157.4	2,351.2	2,110.1	2,412.1	2,272.7	2,362.4
Emerg. & Dev. Asia	505	89.6	14.4	29.6	19.4	20.7	19.9	2,109.2	531.4	495.0	505.0	531.4	577.8
Bangladesh	513	20.9	0.0	17.7	3.3	0.0	51.8	10.0	12.3	12.8	14.6	12.1 r
Cambodia	522	0.0	0.0	0.0	0.0	0.0	10.4	1.9	2.4	2.0	3.5	2.4 r
China,P.R.: Mainland	924	25.3	5.6	5.6	6.7	6.4	6.6 r	1,603.0	420.1	387.3	386.4	399.8	429.5 r
Fiji	819	0.1	0.1 r	0.0	0.0 r
India	534	9.4	0.8	2.0	3.8	1.5	2.1 r	133.1	30.1	30.9	33.2	35.3	33.7 r
Indonesia	536	9.6	4.6	2.1	2.5	2.5	2.5 r	46.8	14.0	12.3	11.7	10.5	12.3 r
Lao People's Dem.Rep	544	0.5	0.0	0.0	0.0	0.2	0.2 r
Malaysia	548	2.6	0.1	0.5	0.1	0.2	1.8 r	34.2	9.3	6.9	8.8	8.8	9.8 r
Marshall Islands	867	0.0	0.1	0.0
Mongolia	948	0.4	0.0	0.0	0.4	0.0	0.0 r	0.0	0.0
Myanmar	518	1.8	0.9	0.0	1.1	0.7	1.6	0.2	0.3	0.3	0.5	0.5 r
Nepal	558	0.1	0.0	0.0	0.1	0.0	0.0	0.0	0.0	0.0
Philippines	566	0.4	0.0	0.1	0.0	0.2	0.1 r	8.9	1.9	1.5	1.9	2.2	3.3 r
Sri Lanka	524	0.0	0.0	0.0	0.0	0.0	0.0 r	3.6	0.8	0.9	0.9	0.9	0.9 r
Thailand	578	1.5	0.3	0.4	0.4	0.2	0.5 r	57.0	12.3	12.2	13.7	13.6	17.5 r
Vietnam	582	17.4	1.9	1.1	1.1	9.0	6.3 r	142.3	30.5	28.0	33.2	41.4	39.8 r

Serbia, Republic of (942)

In Millions of U.S. Dollars

		Exports (FOB)						Imports (CIF)					
		2016	2015Q4	2016Q1	2016Q2	2016Q3	2016Q4	2016	2015Q4	2016Q1	2016Q2	2016Q3	2016Q4
Asia n.s.	598	0.0	0.0	15.8	0.0	—	15.8 r
Europe	170	6,479.1	1,404.3	1,384.4	1,701.7	1,701.7	1,691.3	6,397.1	1,718.0	1,460.7	1,715.2	1,561.2	1,660.0
Emerg. & Dev. Europe	903	5,505.1	1,169.4	1,168.7	1,461.2	1,444.0	1,431.2	4,533.5	1,128.9	986.4	1,213.2	1,146.0	1,187.8
Albania	914	99.3	21.3	21.4	28.3	27.1	22.5 r	29.0	5.4	3.2	12.8	5.4	7.6 r
Bosnia and Herzegovina	963	1,229.4	287.3	276.4	318.1	329.7	305.1 r	445.3	98.1	81.2	107.2	133.0	123.9 r
Bulgaria	918	422.7	85.6	86.3	112.7	116.5	107.1 r	362.2	90.7	74.1	91.8	104.0	92.3 r
Croatia	960	514.3	115.7	107.1	133.5	138.0	135.7 r	482.3	163.2	109.5	124.5	120.1	128.2 r
Faroe Islands	816	0.2	0.2	0.0	0.1	0.1	0.1
Hungary	944	477.6	95.4	106.8	111.9	124.9	134.0 r	883.2	226.7	200.3	239.3	215.2	228.3 r
Macedonia, FYR	962	587.0	140.3	124.5	158.0	146.2	158.3 r	212.4	58.6	42.8	55.4	56.1	58.1 r
Montenegro	943	722.9	166.2	137.5	211.0	208.0	166.4 r	64.2	19.3	11.4	13.4	15.3	24.2 r
Poland	964	336.0	68.8	76.7	90.9	81.2	87.2 r	834.3	177.2	185.1	246.3	207.0	195.9 r
Romania	968	846.2	137.1	177.3	218.9	208.3	241.6 r	552.8	125.3	128.6	141.7	135.5	147.0 r
Turkey	186	269.5	51.6	54.7	77.8	63.9	73.2 r	667.9	164.3	150.1	181.0	154.5	182.2 r
CIS	901	974.0	234.8	215.8	240.4	257.7	260.1	1,863.4	587.9	474.2	501.9	415.2	472.1
Armenia	911	1.5	0.5	0.3	0.4	0.6	0.2 r	42.7	12.6	13.1	14.5	2.6	12.5 r
Azerbaijan, Rep. of	912	10.0	3.0	0.9	1.7	3.6	3.8 r	2.1	4.1	1.5	0.5	0.0
Belarus	913	31.2	9.1	6.8	8.8	7.8	7.8 r	48.3	15.9	13.6	11.8	13.5	9.4 r
Georgia	915	5.3	0.9	0.6	1.3	2.1	1.3 r	1.6	0.5	1.5	0.0	0.1	0.0 r
Kazakhstan	916	24.3	7.1	5.4	3.9	7.4	7.5 r	14.7	124.4	8.6	5.7	0.3
Kyrgyz Republic	917	11.7	2.9	1.1	3.2	4.3	3.0 r	4.1	2.3	1.5	0.9	0.5	1.2 r
Moldova	921	10.3	2.4	1.6	2.6	3.8	2.2 r	16.0	6.5	5.6	4.8	3.4	2.3 r
Russian Federation	922	794.5	193.9	180.7	198.5	200.1	215.2 r	1,510.2	388.9	392.8	404.0	325.9	387.6 r
Tajikistan	923	6.5	0.6	0.6	3.0	2.4 r	0.1	0.1 r
Turkmenistan	925	1.2	0.1	0.1	0.0	1.1	0.3	0.0	0.0	0.1	0.1	0.1 r
Ukraine	926	76.6	14.9	17.4	19.1	23.7	16.5 r	222.9	32.7	36.0	59.4	68.7	58.9 r
Uzbekistan	927	0.8	0.2	0.3	0.2	0.1 r	0.3	0.0	0.0	0.1	0.1	0.1 r
Europe n.s.	884	0.0	0.0	0.0	0.2	1.1	0.0	0.0	0.0	0.1 r
Mid East, N Africa, Pak	440	391.5	77.5	91.0	94.4	94.1	111.9	349.6	46.1	64.9	116.2	119.5	48.9
Afghanistan, I.R. of	512	18.2	5.0	1.7	2.8	4.6	9.1 r	0.1	0.0	0.0	0.1	0.0
Algeria	612	44.3	7.5	8.8	8.3	14.0	13.3 r	0.9	0.0	0.0	0.0	0.9	0.0 r
Bahrain, Kingdom of	419	0.8	1.4	0.5	0.2	0.1	0.5	0.0	0.2	0.2	0.0	0.1 r
Egypt	469	57.4	7.9	6.8	21.0	10.5	19.1 r	55.2	4.7	4.9	6.0	28.5	15.8 r
Iran, I.R. of	429	11.7	3.0	3.6	2.6	2.2	3.3 r	8.7	1.7	1.8	2.8	2.1	2.0 r
Iraq	433	12.8	4.3	2.7	3.6	4.6	1.9 r	142.0	0.0	15.9	74.6	51.5
Jordan	439	13.2	2.8	2.4	4.1	5.5	1.1 r	16.4	16.2	11.7	2.2	2.4	0.2 r
Kuwait	443	3.4	0.8	1.2	0.5	0.7	1.0 r	1.7	0.2	1.3	0.1	0.2	0.1 r
Lebanon	446	8.3	1.7	1.3	2.4	2.2	2.4 r	0.2	0.0	0.1	0.0	0.1	0.1 r
Libya	672	7.4	9.6	2.6	2.0	1.3	1.4 r	0.0	0.1	0.0	0.0
Mauritania	682	14.6	0.0	0.9	5.0	5.4	3.3 r	0.0	0.0	0.0	0.0	0.0
Morocco	686	9.1	1.3	1.9	3.2	2.3	1.8 r	26.1	2.3	2.0	2.7	12.2	9.3 r
Oman	449	1.7	0.1	0.0	0.0	1.6	0.1 r	2.9	0.0	0.0	0.5	0.7	1.7 r
Pakistan	564	1.1	0.2	0.1	0.1	0.2	0.7 r	13.7	4.2	3.5	3.5	4.0	2.7 r
Qatar	453	3.0	0.9	0.6	0.7	0.9	0.8 r	1.8	1.2	0.4	0.5	0.3	0.6 r
Saudi Arabia	456	72.3	11.1	14.1	24.9	10.9	22.4 r	25.6	5.5	7.3	7.0	6.1	5.1 r
Somalia	726	0.1	0.1	0.1	0.0	0.0	0.0	0.0	0.0
Sudan	732	0.2	0.7	0.0	0.1	0.1	0.0	0.0	0.0	0.0
Syrian Arab Republic	463	0.4	0.1	0.3	0.1	0.0	0.0	0.0	0.0	0.0 r
Tunisia	744	20.5	5.1	12.3	1.8	2.1	4.4 r	21.6	5.1	6.1	5.9	5.2	4.5 r
United Arab Emirates	466	90.1	13.9	28.5	11.0	24.6	25.9 r	32.2	4.7	9.8	10.2	5.3	6.9 r
West Bank and Gaza	487	0.7	0.5	0.2	0.0
Yemen, Republic of	474	0.3	0.1	0.0	0.0	0.3	0.0	0.0
Sub-Saharan Africa	603	59.9	25.2	11.1	22.5	15.6	10.7	90.4	15.1	40.7	18.7	17.0	14.0
Angola	614	3.1	0.4	0.7	0.3	0.2	1.8 r	0.0
Benin	638	0.2	0.4	0.0	0.2	0.0	0.0	0.0
Botswana	616	0.3	1.1	0.0	0.1	0.1 r	0.1	0.0	0.1
Burkina Faso	748	0.2	0.0	0.2	0.0	0.0	0.0
Cameroon	622	15.2	10.7	0.0	3.6	7.1	4.6 r	0.7	0.1	0.2	0.2	0.1	0.2 r
Congo, Dem. Rep. of	636	0.1	0.0	0.0	0.0	0.0	0.0	0.0	0.0	0.0	0.0 r
Congo, Republic of	634	0.0	0.6	0.0	0.0	0.1	0.0	0.0	0.0

Serbia, Republic of (942)

In Millions of U.S. Dollars

		Exports (FOB)						Imports (CIF)					
		2016	2015Q4	2016Q1	2016Q2	2016Q3	2016Q4	2016	2015Q4	2016Q1	2016Q2	2016Q3	2016Q4
Côte d'Ivoire	662	0.2	0.1	0.0	0.1	0.0	13.0	3.7	3.8	2.8	2.3	4.2 r
Equatorial Guinea	642	5.4	1.5	0.7	0.2	2.6	2.0 r
Eritrea	643	7.4	0.0	5.0	2.4
Ethiopia	644	0.4	0.2	0.1	0.1	0.2 r	0.2	0.2	0.1	0.1	0.1	0.0 r
Gabon	646	1.7	0.6	0.1	0.4	0.5	0.7 r	0.2	0.0	0.1	0.1	0.0
Gambia, The	648	0.1	0.1	0.0	0.0
Ghana	652	2.7	2.6	0.6	1.6	0.2	0.3 r	13.2	5.1	3.4	3.2	3.0	3.6 r
Kenya	664	8.0	0.2	3.4	4.4	0.1	0.1 r	1.1	0.2	0.1	0.2	0.5	0.3 r
Lesotho	666	0.1	0.0	0.0	0.0	0.0	0.0 r
Liberia	668	0.1	0.0	0.0	0.0	0.0	0.6	0.4	0.2	0.0
Madagascar	674	0.0	0.0	0.0	0.0	0.0	1.0	0.0	0.1	0.3	0.3	0.3 r
Malawi	676	0.1	0.1	0.3	0.0	0.0	0.0	0.1	0.1 r
Mali	678	0.1	0.0	0.0	0.0	0.0	0.0	0.0	0.0	0.0
Mauritius	684	0.2	0.0	0.1	0.1	0.0	0.0 r	0.4	0.1	0.1	0.1	0.1	0.1 r
Mozambique	688	0.0	0.0	0.0	0.0	0.0	1.4	0.3	0.4	0.2	0.3	0.4 r
Namibia	728	0.1	0.6	0.0	0.1	0.2	0.0	0.1	0.1	0.0
Niger	692	0.1	0.1	0.0	0.1	0.0	0.0	0.0	0.0
Nigeria	694	7.4	3.2	4.3	0.5	2.5	0.1 r	29.7	0.7	29.2	0.4	0.0	0.1 r
Rwanda	714	0.1	0.1	0.1	0.0	0.0	0.0	0.0	0.0 r
Senegal	722	2.2	0.0	0.0	2.1	0.0	0.0 r	0.2	0.0	0.0	0.0	0.2	0.0 r
Seychelles	718	0.3	0.0	0.3	0.0	0.0	0.0	0.0	0.0 r
Sierra Leone	724	0.1	0.1	0.3	0.0	0.3	0.0	0.0	0.0 r
South Africa	199	2.7	1.3	0.6	0.5	1.0	0.7 r	14.0	1.6	1.6	4.2	5.3	3.0 r
Swaziland	734	0.6	0.0	0.6	0.0	0.0	0.0	0.0	0.0
Tanzania	738	0.2	0.1	0.0	0.1	0.0	0.0 r	0.6	0.1	0.0	0.0	0.4	0.1 r
Togo	742	0.1	0.0	0.0	0.0	0.0	0.0	0.0	0.0	0.0	0.0
Uganda	746	7.9	1.1	0.1	7.8	0.0	4.1	2.5	0.9	1.3	1.0	1.0 r
Zambia	754	0.0	0.0	0.0	0.0	0.0	0.0 r	0.1	0.1	0.0	0.0	0.1	0.0 r
Zimbabwe	698	0.0	0.0	0.0	1.1	0.2	0.1	0.2	0.4	0.5 r
Western Hemisphere	205	34.8	8.2	8.2	5.8	10.5	10.2	211.2	40.6	48.8	57.1	43.6	61.7
Argentina	213	2.2	0.3	0.5	0.4	0.7	0.6 r	27.1	4.1	3.7	5.3	6.0	12.1 r
Bahamas, The	313	0.1	0.0	0.0	0.2	0.1	0.0	0.1	0.1
Belize	339	3.1	0.7	0.2	0.6	1.1	1.2 r	0.0	0.0	0.0	0.0	0.0
Bermuda	319	0.1	0.1 r
Bolivia	218	0.1	0.0	0.1	0.1	0.0	0.5	0.0	0.1	0.2	0.1	0.1 r
Brazil	223	9.3	1.8	3.2	1.2	2.1	2.8 r	86.3	16.8	17.7	22.1	21.5	25.0 r
Chile	228	5.6	0.5	1.1	0.8	2.0	1.6 r	18.5	0.5	8.0	6.1	0.5	4.0 r
Colombia	233	1.3	0.8	0.4	0.2	0.3	0.3 r	12.8	0.8	1.0	4.2	2.8	4.8 r
Costa Rica	238	1.1	0.5	0.3	0.4	0.4	6.3	1.2	1.2	2.3	0.8	2.0 r
Dominican Republic	243	0.8	0.0	0.1	0.1	0.5	0.2 r	1.3	0.3	0.3	0.4	0.4	0.3 r
Ecuador	248	0.6	0.1	0.1	0.0	0.0	0.4 r	24.5	7.4	9.5	7.5	3.3	4.1 r
El Salvador	253	0.0	0.1	0.0	0.0	0.0	0.0	0.0 r
Falkland Islands	323	0.1	0.1	0.1 r
Greenland	326	0.0	0.0	0.0 r	0.1
Guatemala	258	0.9	0.1	0.3	0.2	0.2	0.2 r	0.3	0.4	0.0	0.1	0.1	0.1 r
Haiti	263	0.0	0.0	0.0	0.0	0.1	0.0	0.0	0.0	0.0	0.0 r
Honduras	268	0.2	0.1	0.0	0.1	0.0
Mexico	273	7.7	2.9	1.3	1.5	2.3	2.5 r	30.3	7.8	6.5	7.9	7.3	8.5 r
Nicaragua	278	0.0	0.0	0.1	0.0	0.0	0.0	0.1	0.0 r
Panama	283	0.5	0.1	0.1	0.2	0.2	0.1 r	0.1	0.0	0.0	0.0	0.0
Paraguay	288	0.1	0.0	0.0	0.0 r	0.0
Peru	293	0.9	0.2	0.3	0.1	0.3	0.1 r	1.7	0.5	0.5	0.5	0.4	0.3 r
Suriname	366	0.0	0.0	0.0	0.0	0.0	0.1	0.0	0.0	0.1	0.0	0.0 r
Uruguay	298	0.3	0.1	0.1	0.0	0.1	0.0 r	0.4	0.3	0.1	0.1	0.1	0.2 r
Venezuela, Rep. Bol.	299	0.1	0.0	0.1	0.0	0.0	0.0	0.0	0.0	0.0 r
Western Hem. n.s.	399	0.0	0.0	0.0	0.0	0.1	0.1	0.0	0.0	0.0
Other Countries n.i.e	910	0.1	0.0	0.1	0.0	0.6	1.6	0.4	0.1	0.0	0.1
Cuba	928	0.1	0.0	0.1	0.0	0.5	1.3	0.4	0.1	0.0	0.0 r
Korea, Dem. People's Rep.	954	0.1	0.2	0.1 r
Countries & Areas n.s.	898	3.0	0.9	1.1	1.0

Serbia, Republic of (942)

In Millions of U.S. Dollars

		Exports (FOB)						Imports (CIF)					
		2016	2015Q4	2016Q1	2016Q2	2016Q3	2016Q4	2016	2015Q4	2016Q1	2016Q2	2016Q3	2016Q4
Memorandum Items													
Africa	605	148.7	39.8	35.1	40.8	39.5	33.3	139.1	22.5	48.7	27.3	35.3	27.8
Middle East	405	283.4	57.7	65.2	73.3	65.5	79.4	287.2	34.5	53.4	104.0	97.2	32.5
European Union	998	9,825.8	2,160.7	2,314.3	2,623.0	2,425.6	2,462.8	12,127.8	2,952.4	2,782.7	3,272.3	2,978.3	3,094.5
Export earnings: fuel	080	1,097.4	264.1	256.2	259.5	279.7	302.0	1,811.3	539.9	479.6	518.8	399.8	413.1
Export earnings: nonfuel	092	13,758.5	3,064.9	3,160.5	3,682.6	3,458.7	3,456.7	17,365.4	4,207.3	3,922.7	4,596.5	4,321.8	4,524.4

Seychelles (718)

In Millions of U.S. Dollars

		Exports (FOB)						Imports (CIF)					
		2016	2015Q4	2016Q1	2016Q2	2016Q3	2016Q4	2016	2015Q4	2016Q1	2016Q2	2016Q3	2016Q4
IFS World	
World	001	517.2	120.0	100.2	144.5	142.6	129.8	864.6	246.9	190.5	208.1	213.1	252.9
Advanced Economies	110	335.6	69.4	63.9	94.5	91.8	85.3	366.8	88.2	76.4	87.5	86.0	116.8
Euro Area	163	228.1	37.5	39.0	65.7	65.6	57.8	234.5	53.4	44.2	54.1	56.2	80.0
Austria	122	0.0	0.0 r	0.0 r	0.0 r	0.0 r	0.0 r	0.5	0.1 r	0.1 r	0.2 r	0.1 r	0.1 r
Belgium	124	6.8	0.1 r	0.1 r	4.6 r	0.3 r	1.8 r	5.9	1.3 r	1.9 r	1.3 r	1.5 r	1.3 r
Cyprus	423	0.5	0.1 r	0.1 r	0.1 r	0.3 r	0.0 r	1.1	0.2 r	0.2 r	0.2 r	0.3 r	0.4 r
Finland	172	2.6	0.5 r	0.5 r	0.4 r	0.6 r	1.1 r	2.1	0.4 r	0.4 r	0.3 r	1.1 r	0.3 r
France	132	110.8	21.6 r	18.7 r	31.7 r	33.7 r	26.7 r	86.8	21.6 r	13.9 r	16.0 r	15.7 r	41.3 r
Germany	134	2.1	1.2 r	0.6 r	0.4 r	0.6 r	0.6 r	17.2	5.2 r	3.5 r	4.6 r	5.8 r	3.3 r
Greece	174	0.0	0.0 r	10.4	1.4 r	2.2 r	2.8 r	2.3 r	3.1 r
Ireland	178	2.5	0.8 r	0.5 r	0.6 r	0.5 r	0.8 r
Italy	136	48.5	9.3 r	5.8 r	15.6 r	13.2 r	13.9 r	22.3	6.5 r	3.8 r	7.4 r	5.2 r	5.9 r
Latvia	941	0.6	0.3 r	0.2 r	0.2 r	0.2	0.1 r	0.1 r	0.0 r	0.1 r	0.0 r
Lithuania	946	0.0 e	0.3	0.1 r	0.1 r	0.0 r	0.0 r
Luxembourg	137	0.3	0.0 r	0.3 r	0.2	0.0 r	0.0 r	0.2 r	0.0 r
Malta	181	0.1	0.0 r	0.0 r	0.0 r	1.5	0.0 r	0.0 r	0.1 r	0.2 r	1.3 r
Netherlands	138	9.4	0.9 r	3.0 r	3.0 r	2.8 r	0.6 r	16.7	3.5 r	3.7 r	4.6 r	3.8 r	4.5 r
Portugal	182	0.0	0.0 r	1.3	0.2 r	0.1 r	0.3 r	0.3 r	0.6 r
Slovak Republic	936	0.2	0.1 r	0.1 r	0.1 r	0.1 r	0.0 r
Slovenia	961	0.0	0.0 r	2.2	0.1 r	0.2 r	0.0 r	0.7 r	1.2 r
Spain	184	46.4	4.0 r	10.1 r	9.7 r	13.7 r	12.9 r	62.9	11.8 r	13.3 r	15.3 r	18.5 r	15.9 r
Australia	193	0.9	0.3 r	0.1 r	0.1 r	0.3 r	0.3 r	4.6	0.9 r	0.6 r	1.1 r	0.6 r	2.2 r
Canada	156	0.0	0.0 r	0.0 r	0.0 r	0.0 r	0.0 r	0.2	1.1 r	0.1 r	0.1 r	0.0 r	0.0 r
China,P.R.: Hong Kong	532	2.0	2.0 r	0.9 r	0.5 r	0.5 r	0.1 r	4.1	1.6 r	0.9 r	0.8 r	1.0 r	1.3 r
Czech Republic	935	0.0	0.0 r	0.0 r	0.6	0.2 r	0.1 r	0.2 r	0.2 r	0.1 r
Denmark	128	10.4	1.5 r	1.8 r	2.4 r	2.7 r	3.5 r	2.8	0.8 r	0.5 r	0.9 r	0.9 r	0.5 r
Iceland	176	0.7	0.2 r	0.2 r	0.2 r	0.1 r	0.2 r	0.1	0.1 r	0.0 r	0.0 r
Israel	436	0.5	0.1 r	0.1 r	0.1 r	0.1 r	0.1 r
Japan	158	5.4	1.2 r	1.7 r	1.2 r	1.6 r	1.0 r	22.9	4.2 r	5.3 r	4.7 r	5.7 r	7.2 r
Korea, Republic of	542	0.0	0.0 r	0.0 r	0.0 r	0.0 r	0.0 r	19.6	3.6 r	3.9 r	4.7 r	4.3 r	6.8 r
New Zealand	196	0.4	0.0 r	0.1 r	0.2 r	0.1 r	0.0 r	6.2	0.5 r	2.9 r	2.1 r	0.5 r	0.7 r
Norway	142	0.0	0.0 r	0.0 r	0.2	0.2 r	0.0 r	0.0 r	0.1 r	0.1 r
Singapore	576	0.0	0.0 r	0.0 r	0.0 r	0.0 r	0.0 r	10.3	2.7 r	2.4 r	2.1 r	2.8 r	3.1 r
Sweden	144	0.0	0.0 r	0.0 r	0.0 r	0.0 r	0.0 r	3.7	0.6 r	0.9 r	1.5 r	0.7 r	0.6 r
Switzerland	146	3.4	0.4 r	2.4 r	0.4 r	0.4 r	0.2 r	3.3	0.9 r	0.8 r	0.8 r	0.8 r	0.8 r
Taiwan Prov.of China	528	0.0 r	1.7 r
United Kingdom	112	77.4	24.9 r	15.7 r	22.9 r	19.7 r	19.0 r	41.2	11.8 r	11.2 r	11.4 r	8.6 r	10.1 r
United States	111	6.9	1.5 r	2.0 r	0.9 r	0.8 r	3.2 r	12.0	3.8 r	2.4 r	2.8 r	3.7 r	3.2 r
Emerg. & Dev. Economies	200	180.7	50.4	36.2	49.7	50.5	44.3	495.6	158.1	113.6	120.1	126.5	135.4
Emerg. & Dev. Asia	505	25.4	15.3	4.4	6.7	7.0	7.3	124.0	40.6	29.8	27.7	32.3	34.2
Bangladesh	513	0.0	0.0 r	0.0 r	0.0 r	0.0 r	0.0 r	0.6	0.1 r	0.1 r	0.1 r	0.1 r	0.1 r
China,P.R.: Mainland	924	0.0	0.0 r	0.0 r	0.0 r	0.0 r	42.2	12.9 r	6.6 r	6.5 r	14.5 r	14.6 r
F.T. New Caledonia	839	0.1 e	0.0 e	0.0 e	0.0 e	0.0 e	0.0 e
India	534	0.1	0.0 r	0.0 r	0.0 r	0.0 r	0.0 r	42.4	10.6 r	11.3 r	11.1 r	9.3 r	10.8 r
Indonesia	536	3.7	1.0 r	0.7 r	1.1 r	1.1 r	0.9 r	3.0	0.9 r	0.8 r	0.7 r	0.7 r	0.8 r
Malaysia	548	0.0	0.0 r	0.0 r	0.0 r	0.0 r	0.0 r	6.6	8.9 r	3.5 r	1.0 r	1.0 r	1.2 r
Maldives	556	0.9	0.2 r	0.2 r	0.3 r	0.3 r	0.2 r	0.2	0.1 r	0.0 r	0.0 r	0.0 r	0.1 r
Myanmar	518	1.8 e	0.5 e	0.4 e	0.4 e	0.4 e	0.5 e	0.0	0.0 r	0.0 r	0.0 r	0.0 r	0.0 r
Philippines	566	10.3	11.8 r	2.2 r	2.8 r	2.8 r	2.5 r	0.4	1.3 r	0.1 r	0.1 r	0.1 r	0.1 r
Sri Lanka	524	7.0	1.6 r	0.7 r	1.9 r	2.3 r	2.0 r	4.9	1.8 r	1.5 r	1.6 r	0.8 r	1.0 r
Thailand	578	1.3	0.0 r	0.0 r	0.2 r	0.1 r	1.0 r	20.5	3.1 r	5.2 r	5.8 r	4.9 r	4.6 r
Vietnam	582	0.1	0.0 r	0.0 r	0.0 r	0.0 r	0.0 r	1.4	0.5 r	0.3 r	0.3 r	0.3 r	0.4 r
Asia n.s.	598	1.8	0.4 r	0.3 r	0.4 r	0.5 r	0.6 r
Europe	170	0.7	0.2	0.1	0.2	0.3	0.1	10.0	2.6	2.6	3.0	2.0	2.4
Emerg. & Dev. Europe	903	0.1	0.0	0.0	0.0	0.0	0.0	8.9	1.9	2.5	2.9	1.3	2.2
Albania	914	0.1	0.0 r	0.0 r	0.0 r	0.0 r	0.0 r
Bulgaria	918	0.0	0.0 r	0.0 r	0.0 r	0.0 r	0.3	0.1 r	0.1 r	0.1 r	0.1 r	0.0 r
Hungary	944	0.0	0.0 r	0.0 r	0.0 r	0.2	0.1 r	0.1 r	0.0 r	0.0 r	0.0 r
Poland	964	0.0	0.0 r	0.0 r	0.0 r	2.4	0.1 r	0.4 r	0.8 r	0.2 r	0.9 r

Seychelles (718)

In Millions of U.S. Dollars

		Exports (FOB)						Imports (CIF)					
		2016	2015Q4	2016Q1	2016Q2	2016Q3	2016Q4	2016	2015Q4	2016Q1	2016Q2	2016Q3	2016Q4
Romania	968	0.0	0.0 r	0.0 r	0.0 r	0.0 r	0.0 r	0.1	0.0 r	0.0 r	0.0 r	0.0 r	0.0 r
Serbia, Republic of	942	0.3	0.0 r	0.3 r
Turkey	186	0.1	0.0 r	0.0 r	0.0 r	0.0 r	0.0 r	5.6	1.5 r	1.9 r	1.7 r	0.9 r	1.1 r
CIS	901	0.5	0.2	0.1	0.2	0.2	0.1	1.1	0.7	0.1	0.1	0.7	0.3
Kazakhstan	916	0.2	0.1 r	0.0 r	0.1 r	0.1 r	0.1 r	0.0	0.0 r	0.0 r	0.0 r	0.0 r	0.0 r
Russian Federation	922	0.3	0.1 r	0.0 r	0.1 r	0.2 r	0.0 r	1.1	0.7 r	0.1 r	0.1 r	0.7 r	0.3 r
Ukraine	926	0.1 r	0.0 r
Mid East, N Africa, Pak	440	142.6	32.7	29.4	39.7	39.8	33.7	203.8	62.0	45.2	49.3	51.9	57.4
Bahrain, Kingdom of	419	0.0	0.0 r	0.0 r	0.0 r	0.0 r	0.0 r	0.3	0.1 r	0.1 r	0.1 r	0.1 r	0.1 r
Egypt	469	0.0	0.0 r	0.0 r	0.0 r	0.0 r	0.0 r	5.0	1.3 r	1.0 r	1.2 r	1.3 r	1.5 r
Kuwait	443	0.1	0.0 r	0.0 r	0.0 r	0.0 r	0.0 r	0.0	0.0 r	0.0 r	0.0 r	0.0 r	0.0 r
Lebanon	446	0.3	0.0 r	0.0 r	0.0 r	0.3 r	0.0 r	0.6	0.2 r	0.3 r	0.2 r	0.2 r
Libya	672	0.3	0.1 r	0.1 r	0.1 r	0.1 r	0.1 r
Morocco	686	0.1 r
Oman	449	0.0	0.0 r	0.0 r	0.0 r	0.0 r	0.0 r	0.3	0.1 r	0.1 r	0.1 r	0.1 r	0.1 r
Pakistan	564	0.0	0.0 r	0.0 r	0.0 r	0.0 r	0.0 r	2.9	0.9 r	0.7 r	0.7 r	0.7 r	0.8 r
Saudi Arabia	456	0.0	0.0 r	0.0 r	0.0 r	0.0 r	0.0 r	1.8	0.7 r	0.4 r	0.5 r	0.5 r	0.5 r
Tunisia	744	6.0	1.5 r	1.5 r	1.5 r	1.5 r	1.5 r
United Arab Emirates	466	141.7	32.5 r	29.3 r	39.5 r	39.4 r	33.5 r	186.5	57.1 r	41.1 r	45.0 r	47.5 r	52.9 r
West Bank and Gaza	487	0.1 e	0.0 e	0.0 e	0.0 e	0.0 e	0.0 e
Yemen, Republic of	474	0.3	0.1 r	0.1 r	0.1 r	0.1 r	0.1 r
Sub-Saharan Africa	603	8.4	1.4	1.6	2.1	2.4	2.3	142.8	49.2	32.3	36.0	37.1	37.4
Burundi	618	1.2 e	0.2 e	0.3 e	0.3 e	0.4 e	0.3 e
Congo, Republic of	634	0.8	0.2 r	0.2 r	0.2 r	0.2 r	0.2 r
Côte d'Ivoire	662	1.0	0.2 r	0.2 r	0.2 r	0.2 r	0.2 r	0.1	0.0 r	0.0 r	0.0 r	0.0 r	0.0 r
Ethiopia	644	0.6	0.2 r	0.1 r	0.1 r	0.2 r	0.2 r
Ghana	652	0.2	0.1 r	0.1 r	0.1 r	0.1 r	0.1 r	0.0	0.0 r	0.0 r	0.0 r	0.0 r	0.0 r
Kenya	664	0.6	0.1 r	0.1 r	0.2 r	0.2 r	0.1 r	2.5	0.8 r	0.6 r	0.6 r	0.6 r	0.7 r
Madagascar	674	0.1	0.0 r	0.0 r	0.0 r	0.0 r	0.0 r	3.7	0.9 r	0.7 r	0.8 r	1.0 r	1.2 r
Malawi	676	0.1	0.0 r	0.0 r	0.0 r	0.0 r	0.0 r
Mali	678	0.1	0.0 r	0.0 r	0.0 r	0.0 r	0.0 r
Mauritius	684	0.9	0.2 r	0.2 r	0.2 r	0.2 r	0.2 r	60.6	22.0 r	14.0 r	14.9 r	15.2 r	16.5 r
Mozambique	688	1.3	0.3 r	0.3 r	0.4 r	0.4 r	0.3 r	0.0	0.0 r	0.0 r	0.0 r	0.0 r	0.0 r
Namibia	728	0.1	0.0 r	0.0 r	0.0 r	0.0 r	0.0 r
Sierra Leone	724	0.1	0.0 r	0.0 r	0.0 r	0.0 r	0.0 r
South Africa	199	3.2	0.1 r	0.4 r	0.7 r	1.0 r	1.1 r	73.5	24.7 r	16.4 r	19.0 r	19.6 r	18.4 r
Swaziland	734	0.3	0.1 r	0.1 r	0.1 r	0.1 r	0.1 r
Tanzania	738	0.0	0.0 r	0.0 r	0.0 r	0.0 r	0.0 r	0.1	0.0 r	0.0 r	0.0 r	0.0 r	0.0 r
Uganda	746	0.0	0.0 r	0.0 r	0.0 r	0.0 r	0.0 r	0.1	0.1 r	0.1 r	0.0 r	0.0 r	0.0 r
Zimbabwe	698	0.1	0.0 r	0.0 r	0.0 r	0.0 r	0.0 r
Western Hemisphere	205	3.6	0.9	0.7	1.0	0.9	0.9	14.9	3.8	3.7	4.1	3.2	3.9
Argentina	213	0.3	0.1 r	0.1 r	0.1 r	0.1 r	0.1 r
Bahamas, The	313	0.1	0.0 r	0.0 r	0.0 r	0.0 r	0.0 r
Belize	339	0.1 e	0.0	0.0 r	0.0 r	0.0 r	0.0 r	0.0 r
Brazil	223	0.0	0.0 r	0.0 r	0.0 r	0.0 r	0.0 r	8.6	2.2 r	2.4 r	2.6 r	1.6 r	2.0 r
Chile	228	0.2 e	0.0 e	0.1 e	0.1 e	0.3	0.1 r	0.1 r	0.1 r	0.1 r
Colombia	233	0.5	0.1 r	0.1 r	0.1 r	0.1 r	0.2 r
Ecuador	248	1.1	0.1 r	0.2 r	0.3 r	0.3 r	0.3 r
Mexico	273	0.3	0.1 r	0.1 r	0.1 r	0.1 r	0.1 r
Paraguay	288	0.1	0.0 r	0.0 r	0.0 r	0.0 r	0.0 r
Suriname	366	0.1	0.0 r	0.0 r	0.0 r	0.0 r	0.0 r
Western Hem. n.s.	399	3.3	0.8 r	0.7 r	0.9 r	0.9 r	0.8 r	3.6	1.0 r	0.7 r	0.9 r	0.9 r	1.1 r
Other Countries n.i.e	910	0.3	0.1	0.1	0.1	0.1	0.1	1.8	0.5	0.4	0.4	0.5	0.5
Cuba	928	0.3	0.1 r	0.1 r	0.1 r	0.1 r	0.1 r	0.0	0.0 r	0.0 r	0.0 r	0.0 r	0.0 r
Korea, Dem. People's Rep.	954	0.0	0.0 r	0.0 r	0.0 r	0.0 r	0.0 r	1.8	0.5 r	0.4 r	0.4 r	0.5 r	0.5 r
Countries & Areas n.s.	898	0.7	0.2 r	0.1 r	0.2 r	0.2 r	0.2 r	0.4	0.1 r	0.1 r	0.1 r	0.1 r	0.1 r
Memorandum Items													
Africa	605	8.4	1.4	1.6	2.1	2.4	2.3	148.8	50.8	33.8	37.5	38.6	38.9
Middle East	405	142.6	32.7	29.4	39.7	39.8	33.7	194.9	59.4	43.0	47.1	49.7	55.1
European Union	998	315.9	63.9	56.5	91.0	88.0	80.4	285.8	67.1	57.5	69.1	66.9	92.2

Seychelles (718)

In Millions of U.S. Dollars

		Exports (FOB)						Imports (CIF)					
		2016	2015Q4	2016Q1	2016Q2	2016Q3	2016Q4	2016	2015Q4	2016Q1	2016Q2	2016Q3	2016Q4
Export earnings: fuel	080	142.7	32.7	29.5	39.8	39.7	33.7	192.8	59.1	42.3	46.4	49.5	54.6
Export earnings: nonfuel	092	374.5	87.3	70.8	104.7	102.9	96.1	671.8	187.8	148.2	161.7	163.6	198.3

Sierra Leone (724)

In Millions of U.S. Dollars

		Exports (FOB)						Imports (CIF)					
		2016	2015Q4	2016Q1	2016Q2	2016Q3	2016Q4	2016	2015Q4	2016Q1	2016Q2	2016Q3	2016Q4
IFS World	
World	001	511.6	28.3	94.4	164.3	101.8	151.0	964.6	398.2	273.7	256.5	204.2	230.2
Advanced Economies	110	262.1	20.8	46.2	88.9	36.0	90.9	377.0	130.3	116.8	98.4	76.6	85.1
Euro Area	163	110.9	17.7	28.5	29.9	22.5	30.0	162.5	32.1	55.7	40.5	32.1	34.2
Belgium	124	90.0	12.7 r	25.0 r	26.1 r	16.5 r	22.4 r	53.5	8.8 r	15.7 r	14.6 r	10.2 r	13.0 r
Cyprus	423	0.3	0.3 r
Estonia	939	0.0 e	0.1	0.1 r	0.0 r	0.0 r	0.0 r
Finland	172	0.0	0.0 r	0.0 r	1.0	0.1 r	0.1 r	0.5 r	0.3 r
France	132	0.0	0.0 r	0.0 r	0.0 r	0.0 r	0.0 r	20.2	6.0 r	17.0 r	1.5 r	0.8 r	1.0 r
Germany	134	1.8	0.1 r	0.9 r	0.2 r	0.1 r	0.7 r	16.3	3.2 r	4.0 r	6.1 r	3.0 r	3.2 r
Greece	174	0.0 r	6.3	0.1 r	2.9 r	1.2 r	1.4 r	0.8 r
Ireland	178	0.2	0.0 r	0.2 r	0.0 r	0.0 r	3.5	0.1 r	2.0 r	0.2 r	0.8 r	0.5 r
Italy	136	0.1	0.0 r	0.0 r	0.0 r	0.0 r	0.0 r	9.1	4.6 r	2.8 r	2.5 r	2.4 r	1.4 r
Latvia	941	0.8	0.0 r	0.2 r	0.4 r	0.1 r	0.2 r
Lithuania	946	0.0 e	0.0 e	0.3	0.0 r	0.1 r	0.0 r	0.1 r	0.1 r
Luxembourg	137	0.0 e	0.0 e	0.1	0.0 r	0.0 r	0.1 r
Netherlands	138	17.0	4.8 r	1.6 r	3.5 r	5.8 r	6.2 r	35.4	7.4 r	7.7 r	9.2 r	8.2 r	10.3 r
Portugal	182	0.0	0.0 r	0.0 r	0.0 r	0.0 r	1.6	0.1 r	0.1 r	0.4 r	0.6 r	0.5 r
Slovenia	961	0.1	0.0 r	0.0 r	0.0 r	0.0 r
Spain	184	1.7	0.0 r	0.9 r	0.1 r	0.1 r	0.7 r	13.9	1.8 r	3.0 r	4.0 r	4.1 r	2.8 r
Australia	193	0.0	0.0 r	0.0 r	0.0 r	0.0 r	0.0 r	2.0	0.2 r	0.2 r	0.4 r	1.0 r	0.4 r
Canada	156	0.0 r	7.1	1.5 r	1.4 r	1.9 r	1.6 r	2.1 r
China,P.R.: Hong Kong	532	0.0	0.0 r	0.0 r	0.0 r	0.0 r	0.0 r	23.8	1.6 r	3.5 r	4.8 r	8.2 r	7.3 r
Denmark	128	0.0 r	23.9	7.6 r	7.0 r	4.0 r	5.7 r	7.2 r
Iceland	176	0.1 e	0.1 e	0.0	0.0 r	0.0 r	0.0 r	0.0 r
Japan	158	0.0	0.0 r	0.0 r	0.0 r	0.0 r	0.0 r	7.8	3.2 r	4.1 r	2.7 r	0.5 r	0.5 r
Korea, Republic of	542	2.4	0.5 r	1.0 r	0.6 r	0.4 r	0.4 r	1.6	0.4 r	0.2 r	0.3 r	0.1 r	1.0 r
New Zealand	196	0.4 e	0.0 e	0.0 e	0.1 e	0.2 e	0.1 e	0.6	0.1 r	0.2 r	0.1 r	0.2 r
Norway	142	0.4	0.1 r	0.1 r	0.1 r	0.1 r	0.1 r
Singapore	576	1.5	1.1 r	0.7 r	0.3 r	0.2 r	0.3 r
Sweden	144	1.1	9.4 r	0.0 r	0.0 r	0.0 r	0.9 r
Switzerland	146	0.1	1.7 r	0.1 r	2.3	0.2 r	0.8 r	0.3 r	0.3 r	1.0 r
Taiwan Prov.of China	528	0.2 e	0.0 e	0.0 e	0.1 e	0.1 e	0.0 e	3.7 e	2.3 e	0.6 e	1.0 e	1.7 e	0.4 e
United Kingdom	112	3.4	0.5 r	0.6 r	1.6 r	0.8 r	0.5 r	45.2	54.7 r	25.3 r	14.5 r	3.2 r	2.2 r
United States	111	144.4	0.3 r	16.0 r	56.7 r	12.0 r	59.7 r	93.4	15.8 r	17.0 r	27.3 r	21.6 r	27.4 r
Emerg. & Dev. Economies	200	249.4	7.4	48.2	75.3	65.8	60.1	587.5	267.8	156.8	158.1	127.6	145.0
Emerg. & Dev. Asia	505	37.9	0.9	6.9	10.2	12.0	8.7	231.5	69.8	60.4	63.2	52.4	55.4
Bangladesh	513	0.0	0.0 r	0.0 r	0.0 r	0.0 r	0.4	0.5 r	0.1 r	0.1 r	0.1 r	0.1 r
Cambodia	522	1.7 e	0.4 e	0.4 e	0.4 e	0.4 e	0.4 e	0.0	0.0 r	0.0 r	0.0 r	0.0 r
China,P.R.: Mainland	924	33.4	0.0 r	5.9 r	9.2 r	10.8 r	7.7 r	120.4	50.7 r	33.2 r	33.2 r	27.7 r	26.4 r
F.T. New Caledonia	839	0.1 e	0.0 e	0.0 e	0.0 e	0.0 e	0.0 e
India	534	1.8	0.2 r	0.5 r	0.3 r	0.6 r	0.4 r	75.1	12.9 r	17.3 r	17.8 r	18.5 r	21.5 r
Indonesia	536	5.1	0.9 r	1.4 r	1.3 r	1.1 r	1.3 r
Malaysia	548	0.0	0.0 r	6.6	2.5 r	2.6 r	1.8 r	1.0 r	1.1 r
Myanmar	518	0.5 e	0.1 e	0.1 e	0.1 e	0.1 e	0.1 e
Philippines	566	0.2 e	0.0 e	0.0 e	0.0 e	0.1 e	0.1 e	0.0	0.0 r	0.0 r	0.0 r	0.0 r
Sri Lanka	524	0.0	0.0 r	0.0 r	0.0 r	0.0 r	0.2	0.4 r	0.0 r	0.0 r	0.1 r	0.1 r
Thailand	578	0.0	0.0 r	0.0 r	0.0 r	0.0 r	11.1	1.4 r	2.3 r	5.7 r	1.2 r	1.9 r
Vietnam	582	0.2	0.0 r	0.1 r	0.1 r	0.1 r	11.2	0.0 r	3.1 r	3.0 r	2.4 r	2.7 r
Asia n.s.	598	1.5	0.5 r	0.4 r	0.4 r	0.3 r	0.4 r
Europe	170	24.9	0.1	3.3	14.4	4.6	2.6	58.0	7.4	12.0	16.0	13.8	16.1
Emerg. & Dev. Europe	903	4.3	0.0	0.6	1.5	1.6	0.6	56.3	7.2	12.0	15.4	13.2	15.8
Bosnia and Herzegovina	963	0.0 e	0.0 e	0.0 e	0.0 e	0.0 e	0.0 e	0.1 e	0.0 e	0.0 e	0.0 e	0.0 e	0.0 e
Bulgaria	918	0.0 e	0.0 e	1.3	0.1 r	1.3 r	0.0 r
Croatia	960	0.3	0.3 r	0.0 r	0.0 r
Gibraltar	823	0.1	0.0 r	0.0 r	0.0 r	0.0 r	0.0 r
Poland	964	1.5	0.3 r	0.3 r	0.2 r	0.2 r	0.8 r
Romania	968	0.0 r	0.2	0.1 r	0.0 r	0.0 r	0.0 r	0.2 r
Serbia, Republic of	942	0.3 e	0.0 e	0.3 e	0.0 e	0.0 e	0.0 e	0.1	0.1 r
Turkey	186	3.9 e	0.0 e	0.3 e	1.5 e	1.6 e	0.5 e	52.7	6.7 r	11.3 r	13.8 r	12.9 r	14.7 r

Sierra Leone (724)

In Millions of U.S. Dollars

		Exports (FOB)						Imports (CIF)					
		2016	2015Q4	2016Q1	2016Q2	2016Q3	2016Q4	2016	2015Q4	2016Q1	2016Q2	2016Q3	2016Q4
CIS	901	20.6	0.1	2.7	12.9	3.0	2.0	1.7	0.2	0.1	0.6	0.6	0.3
Belarus	913	15.5 e	0.0 e	2.7 e	12.8 e	0.0 e	0.0 e	0.0	0.0 r	0.0 r	0.0 r	0.0 r
Russian Federation	922	0.0 r	0.3	0.0 r	0.1 r	0.2 r	0.0 r
Ukraine	926	5.0 e	0.0 e	0.1 e	2.9 e	2.0 e	1.2	0.2 r	0.6 r	0.4 r	0.3 r
Mid East, N Africa, Pak	440	9.3	2.8	2.5	2.5	2.1	2.2	140.9	65.7	45.5	37.0	27.0	31.3
Algeria	612	0.5	0.1 r	0.1 r	0.1 r	0.1 r	0.1 r
Bahrain, Kingdom of	419	0.3 e	0.1 e	0.1 e	0.1 e	0.1 e	0.1 e	0.0	0.0 r	0.0 r	0.0 r	0.0 r	0.0 r
Egypt	469	0.3	0.1 r	0.1 r	0.1 r	0.1 r	3.1	0.4 r	0.7 r	0.8 r	0.7 r	0.8 r
Iran, I.R. of	429	0.0	0.0 r	0.0 r	0.0 r	0.0 r	0.0 r	2.1	0.0 r	0.6 r	0.6 r	0.5 r	0.5 r
Jordan	439	0.4	0.0 r	0.1 r	0.2 r	0.2 r
Kuwait	443	0.2 e	0.0 e	0.0 e	0.0 e	0.0 e	0.0 e	0.1	0.0 r	0.0 r	0.0 r	0.0 r	0.0 r
Lebanon	446	0.1	0.0 r	0.0 r	0.0 r	0.0 r	0.0 r	10.4	20.2 r	2.8 r	2.8 r	2.0 r	2.9 r
Mauritania	682	0.0	0.0 r	0.0 r	0.0 r	0.0 r	0.0 r	0.1 r
Morocco	686	0.1	0.0 r	0.0 r	0.0 r	0.0 r	4.9	0.7 r	1.0 r	1.3 r	1.2 r	1.4 r
Oman	449	0.5	0.0 r	0.1 r	0.1 r	0.1 r	0.1 r
Pakistan	564	0.1	0.0 r	0.0 r	0.0 r	0.0 r	38.4	1.4 r	10.6 r	10.2 r	8.2 r	9.4 r
Qatar	453	2.1	0.7 r	0.6 r	0.6 r	0.4 r	0.5 r
Saudi Arabia	456	7.8 e	2.5 e	2.2 e	2.1 e	1.7 e	1.8 e	6.0	1.0 r	1.4 r	1.6 r	1.4 r	1.6 r
Somalia	726	0.1 r
Tunisia	744	0.3 e	0.1 e	0.1 e	0.1 e	0.1 e	0.1 e	2.6	0.1 r	0.7 r	0.7 r	0.6 r	0.6 r
United Arab Emirates	466	0.1	0.0 r	0.0 r	0.0 r	0.0 r	69.7	41.0 r	26.8 r	18.1 r	11.6 r	13.2 r
Sub-Saharan Africa	603	176.7	3.5	35.4	48.1	46.9	46.4	116.2	118.2	29.1	30.7	25.9	30.5
Benin	638	0.0	0.8 r	0.0 r	0.0 r	0.0 r	0.0 r	12.1 r
Burkina Faso	748	0.1	0.0 r	0.0 r	0.0 r	0.0 r	1.9 e	0.5 e	0.3 e	0.7 e	0.5 e	0.3 e
Cabo Verde	624	0.0 e	0.0 e	0.0 e	0.0 e	0.0 e	0.0 e	5.9	1.6 r	1.6 r	1.3 r	1.4 r
Central African Rep.	626	0.1 e	0.0 e	0.0 e	0.0 e	0.0 e	0.0 e
Congo, Republic of	634	0.5	0.1 r	0.1 r	0.1 r	0.1 r
Côte d'Ivoire	662	161.5	32.1 r	44.0 r	42.9 r	42.5 r	1.7	0.9 r	0.1 r	0.1 r	0.4 r	1.1 r
Ethiopia	644	2.5 e	0.0 e	0.6 e	0.7 e	0.7 e	0.6 e	0.0	0.0 r	0.0 r	0.0 r	0.0 r
Gabon	646	0.3	0.0 r	0.1 r	0.1 r	0.1 r	0.1 r
Gambia, The	648	0.1	0.2 r	0.0 r	0.0 r	0.0 r	0.0 r	0.2	0.0 r	0.1 r	0.1 r	0.0 r	0.0 r
Ghana	652	2.5	0.4 r	0.5 r	0.7 r	0.7 r	0.7 r	6.8	2.2 r	2.0 r	1.8 r	1.4 r	1.6 r
Guinea	656	1.2	0.7 r	0.5 r	0.4 r	0.2 r	0.2 r	6.5	1.8 r	1.7 r	1.4 r	1.6 r
Kenya	664	0.0	0.0 r	0.0 r	0.0 r	0.0 r	0.0 r	0.4	0.5 r	0.1 r	0.1 r	0.1 r	0.1 r
Liberia	668	0.7	0.1 r	0.1 r	0.2 r	0.2 r	0.2 r	0.7	0.0 r	0.2 r	0.2 r	0.2 r	0.2 r
Mauritius	684	5.8 e	1.2 e	1.2 e	1.5 e	1.4 e	1.6 e	2.4	0.0 r	0.6 r	0.6 r	0.6 r	0.6 r
Mozambique	688	0.1	0.0 r	0.0 r	0.0 r	0.0 r
Namibia	728	0.0 e	0.0 e	0.0 e	0.0 e	0.0 e	0.0 e	0.1	0.1 r	0.0 r	0.0 r	0.0 r	0.0 r
Niger	692	0.0	0.0 r	0.0 r	0.0 r	0.0 r	0.2	0.1 r	0.0 r	0.0 r	0.0 r
Nigeria	694	0.1	0.0 r	0.0 r	0.0 r	0.0 r	0.0 r	8.3	1.4 r	1.9 r	2.2 r	2.0 r	2.3 r
Senegal	722	0.4	0.0 r	0.1 r	0.1 r	0.1 r	0.1 r	59.6	93.4 r	16.5 r	15.8 r	12.8 r	14.5 r
Seychelles	718	0.1 e	0.0 e	0.0 e	0.0 e	0.0 e	0.0 e
South Africa	199	0.7	0.1 r	0.0 r	0.2 r	0.3 r	0.2 r	20.1	6.7 r	3.3 r	5.4 r	4.8 r	6.4 r
Swaziland	734	0.6	0.0 r	0.2 r	0.2 r	0.1 r	0.1 r
Togo	742	0.1	0.0 r	0.0 r	0.0 r	0.0 r	0.3	0.2 r	0.1 r	0.1 r	0.0 r	0.1 r
Zambia	754	0.0	0.0 r	0.0 r	0.0 r	0.0 r	0.1	0.0 r	0.0 r
Western Hemisphere	205	0.7	0.1	0.2	0.2	0.2	0.2	41.0	6.7	9.7	11.1	8.4	11.7
Argentina	213	0.7	0.1 r	0.1 r	0.2 r	0.2 r	0.2 r
Brazil	223	0.0	0.0 r	0.0 r	0.0 r	0.0 r	12.4	6.4 r	1.9 r	3.6 r	2.2 r	4.7 r
Chile	228	0.1	0.0 r	0.0 r	0.0 r	0.0 r	0.0 r
Colombia	233	0.2 e	0.0 e	0.0 e	0.1 e	0.1 e	0.1 e	0.0	0.0 r	0.0 r	0.0 r	0.0 r
Dominican Republic	243	0.1 e	0.0 e	0.0 e	0.0 e	0.0 e	0.0 e
Guatemala	258	4.0	0.1 r	1.1 r	1.1 r	0.9 r	1.0 r
Honduras	268	0.5	0.1 r	0.1 r	0.1 r	0.1 r
Mexico	273	0.2	0.1 r	0.1 r	0.1 r	0.1 r
Paraguay	288	0.6	0.2 r	0.2 r	0.1 r	0.1 r
Peru	293	0.2 e	0.1 e	0.0 e	0.0 e	0.1 e	0.1 e	0.8 e	0.2 e	0.2 e	0.2 e	0.2 e
St. Lucia	362	0.0 e	0.0 e	0.0 e	0.0 e	0.0 e	0.0 e	0.2 e	0.1 e	0.0 e	0.0 e	0.1 e	0.0 e
Uruguay	298	0.0 e	0.0 e	0.0 e	0.0 e	0.0 e	21.4	0.1 r	5.9 r	5.7 r	4.6 r	5.2 r

Sierra Leone (724)

In Millions of U.S. Dollars

		Exports (FOB)						Imports (CIF)					
		2016	2015Q4	2016Q1	2016Q2	2016Q3	2016Q4	2016	2015Q4	2016Q1	2016Q2	2016Q3	2016Q4
Other Countries n.i.e	910	0.1	0.0	0.0	0.0	0.0	0.0	0.1	0.1	0.0	0.0	0.0	0.0
Korea, Dem. People's Rep.	954	0.1	0.0 r	0.0 r	0.0 r	0.0 r	0.0 r	0.1	0.1 r	0.0 r	0.0 r	0.0 r	0.0 r
Memorandum Items													
Africa	605	177.1	3.6	35.5	48.2	47.0	46.5	124.2	119.2	31.0	32.8	27.7	32.7
Middle East	405	8.8	2.7	2.4	2.3	2.0	2.1	94.5	63.4	33.1	24.7	16.9	19.7
European Union	998	114.4	18.2	29.2	31.5	23.3	30.4	236.1	104.2	88.7	60.5	41.4	45.6
Export earnings: fuel	080	9.4	2.8	2.5	2.5	2.1	2.2	90.1	44.3	31.7	23.5	16.4	18.5
Export earnings: nonfuel	092	502.2	25.5	91.9	161.8	99.7	148.8	874.5	353.9	242.0	233.0	187.8	211.7

Singapore (576)

In Millions of U.S. Dollars

		Exports (FOB)						Imports (CIF)					
		2016	2015Q4	2016Q1	2016Q2	2016Q3	2016Q4	2016	2015Q4	2016Q1	2016Q2	2016Q3	2016Q4
IFS World		338,082.0	83,796.9	76,645.2	86,087.1	86,120.2	89,229.4	291,908.3	71,364.7	67,688.0	73,017.6	72,605.9	78,596.8
World	001	330,279.8	84,640.5	75,229.3	84,411.3	85,006.0	85,633.2	281,981.8	71,442.7	65,396.6	71,787.3	70,511.5	74,286.4
Advanced Economies	110	154,830.7	37,727.0	34,918.2	40,146.2	40,076.0	39,690.4	139,941.8	36,335.4	33,309.7	36,039.7	34,545.4	36,047.1
Euro Area	163	25,534.5	5,757.7	5,836.1	6,336.1	6,927.9	6,434.3	29,633.4	7,476.3	7,122.5	8,206.2	6,512.5	7,792.1
Austria	122	107.9	19.5	19.6	26.4	27.8 r	34.0	927.0	251.0	265.5	269.1	216.9 r	175.6
Belgium	124	5,999.0	1,035.8	1,396.1	1,489.6	1,829.8 r	1,283.5	1,365.1	319.8	248.2	486.5	321.6 r	308.8
Cyprus	423	242.8	67.0	44.8	69.5	58.5 r	69.9	27.1	2.4	3.9	3.0	2.7 r	17.5
Estonia	939	7.1	2.1	1.3	1.8	2.3 r	1.7	32.5	2.5	6.0	16.8	5.9 r	3.8
Finland	172	120.6	32.1	24.4	34.8	34.2 r	27.1	276.5	70.9	72.2	77.0	60.6 r	66.7
France	132	3,272.6	873.7	820.8	827.1	791.1 r	833.7	8,433.6	2,175.4	2,032.3	2,332.2	1,772.3 r	2,296.8
Germany	134	5,778.2	1,391.2	1,429.7	1,405.5	1,538.1 r	1,404.9	8,626.3	2,236.7	2,086.0	2,258.9	2,128.7 r	2,152.6
Greece	174	474.2	124.9	96.8	129.9	112.6 r	134.9	194.2	50.8	40.8	34.8	20.9 r	97.7
Ireland	178	350.8	99.8	81.4	79.2	117.9 r	72.4	820.7	200.0	190.9	209.5	211.5 r	208.8
Italy	136	604.5	138.0	140.5	135.6	126.3 r	202.1	3,531.5	952.0	1,029.5	960.3	707.1 r	834.7
Latvia	941	10.8	2.4	1.9	2.8	3.5 r	2.6	23.3	3.9	6.5	5.5	5.0 r	6.3
Lithuania	946	14.9	3.0	2.0	3.7	7.2 r	2.0	68.4	2.9	4.6	53.3	4.0 r	6.5
Luxembourg	137	74.4	15.4	13.7	17.4	18.1 r	25.2	63.9	14.0	18.7	21.1	8.0 r	16.1
Malta	181	949.0	209.6	165.6	228.0	344.7 r	210.8	264.1	62.2	55.5	64.3	52.7 r	91.7
Netherlands	138	6,888.1	1,566.6	1,487.5	1,737.3	1,738.5 r	1,924.8	3,794.6	874.5	791.5	1,094.1	725.1 r	1,183.9
Portugal	182	212.1	34.4	31.1	53.8	74.4 r	52.8	272.4	35.3	58.4	69.3	52.7 r	92.1
Slovak Republic	936	21.1	5.7	5.5	6.7	4.6 r	4.3	55.4	16.2	13.3	14.9	14.3 r	12.9
Slovenia	961	31.0	10.4	5.7	5.3	6.7 r	13.3	46.6	19.6	10.1	13.1	11.9 r	11.4
Spain	184	375.6	126.0	67.7	81.7	91.6 r	134.5	810.1	186.2	188.7	222.7	190.4 r	208.3
Australia	193	9,516.4	2,828.2	2,228.2	2,213.8	2,610.2 r	2,464.3	2,924.5	707.7	737.7	707.5	718.4 r	760.8
Canada	156	756.4	174.0	226.7	136.9	192.3 r	200.6	1,172.5	283.7	311.9	294.2	292.1 r	274.3
China,P.R.: Hong Kong	532	41,446.8	9,921.2	8,932.5	10,474.3	11,080.8 r	10,959.2	2,624.6	762.3	662.9	609.1	652.6 r	700.1
China,P.R.: Macao	546	151.8	29.2	26.1	28.9	38.2 r	58.6	10.6	1.7	1.0	3.9	3.2 r	2.5
Czech Republic	935	322.8	112.2	95.8	65.8	77.1 r	84.2	308.1	70.1	67.3	74.3	78.2 r	88.4
Denmark	128	267.8	59.5	43.5	66.0	97.1 r	61.2	394.4	109.4	95.3	97.9	94.6 r	106.6
Iceland	176	7.7	0.3	1.4	0.2	5.9 r	0.2	1.9	0.3	0.5	0.5	0.5 r	0.4
Israel	436	720.7	114.1	141.0	175.0	236.1 r	168.6	674.2	174.8	148.6	154.5	172.8 r	198.3
Japan	158	14,922.3	3,989.0	3,620.2	3,658.2	3,915.7 r	3,728.2	19,637.7	4,571.5	4,360.4	5,369.3	4,996.0 r	4,912.1
Korea, Republic of	542	14,418.2	3,277.9	3,604.3	3,743.2	3,291.3 r	3,779.5	17,220.1	4,324.4	4,258.4	4,312.0	4,656.9 r	3,992.8
New Zealand	196	1,474.6	398.9	341.1	340.2	361.4 r	431.9	562.2	172.5	137.3	155.0	111.2 r	158.7
Norway	142	1,529.4	86.4	66.3	1,328.3	68.5 r	66.3	901.2	372.0	250.2	196.4	247.9 r	206.6
Sweden	144	181.2	42.8	39.7	36.8	62.3 r	42.4	966.4	293.6	252.2	271.3	206.7 r	236.2
Switzerland	146	3,008.0	438.1	894.1	996.2	673.4 r	444.3	3,830.3	1,145.0	899.2	905.2	941.7 r	1,084.2
Taiwan Prov.of China	528	14,879.8	3,624.5	2,840.9	3,571.1	3,985.1 r	4,482.7	23,183.8	6,153.2	5,416.2	5,352.0	6,021.2 r	6,394.4
United Kingdom	112	3,103.3	966.5	716.9	746.4	834.9 r	805.1	5,437.9	1,464.4	1,412.9	1,413.8	1,325.4 r	1,285.9
United States	111	22,588.9	5,906.5	5,263.5	6,228.8	5,617.9 r	5,478.7	30,458.0	8,252.5	7,175.2	7,916.5	7,513.4 r	7,852.8
Emerg. & Dev. Economies	200	175,435.3	46,905.0	40,302.3	44,261.1	44,929.2	45,942.6	142,029.3	35,105.6	32,083.1	35,746.0	35,964.8	38,235.4
Emerg. & Dev. Asia	505	154,383.0	41,705.5	35,944.1	39,154.1	38,427.5	40,857.2	108,335.0	27,480.3	24,747.6	27,464.0	27,269.5	28,853.9
American Samoa	859	37.5	3.1	7.5	6.9	12.1 r	11.1	0.3	0.4	0.2	0.1	0.0 r	0.0
Bangladesh	513	2,534.6	553.1	522.2	674.4	599.2 r	738.8	227.7	34.7	40.9	51.9	75.6 r	59.3
Bhutan	514	13.8	5.9	2.3	6.4	2.7 r	2.4	0.1	0.0	0.0	0.0	0.0 r	0.0
Brunei Darussalam	516	749.7	289.8	177.4	187.3	174.8 r	210.2	71.9	35.2	10.8	29.0	10.9 r	21.2
Cambodia	522	762.7	252.9	208.3	205.7	152.5 r	196.2	1,362.2	41.8	288.8	720.9	320.3 r	32.1
China,P.R.: Mainland	924	42,249.2	12,509.8	9,426.1	10,329.9	10,564.1 r	11,929.1	40,229.0	11,008.0	9,275.6	9,998.1	9,769.8 r	11,185.6
Fiji	819	236.0	37.6	37.8	68.0	65.5 r	64.7	4.2	1.0	0.9	0.9	1.1 r	1.4
F.T. French Polynesia	887	69.1	27.8	13.8	11.2	23.9 r	20.1	1.8	0.1	1.2	0.2	0.2 r	0.2
F.T. New Caledonia	839	203.5	40.0	29.1	37.9	71.6 r	64.9	1.3	0.1	0.9	0.1	0.1 r	0.2
Guam	829	228.0	73.5	49.7	57.2	56.7 r	64.5	0.6	0.3	0.3	0.1	0.1 r	0.2
India	534	9,760.7	2,512.6	2,335.1	2,612.5	2,417.9 r	2,395.1	5,874.5	1,169.6	1,295.8	1,386.8	1,424.1 r	1,767.7
Indonesia	536	25,739.6	6,515.8	5,988.7	6,392.4	6,645.2 r	6,713.4	13,477.9	3,358.5	3,300.8	3,538.6	3,315.6 r	3,322.8
Kiribati	826	3.7	1.3	1.4	1.0	0.7 r	0.7	0.0	0.0	0.0
Lao People's Dem.Rep	544	43.9	49.9	12.3	11.1	7.0 r	13.4	5.3	3.8	1.1	2.7	0.8 r	0.7
Malaysia	548	34,733.5	9,029.2	8,209.3	9,270.9	8,407.4 r	8,845.9	32,144.0	7,907.3	7,009.2	8,074.5	8,422.5 r	8,637.8
Maldives	556	225.0	60.5	59.3	53.4	59.3 r	53.0	1.1	0.2	0.1	0.4	0.4 r	0.2
Marshall Islands	867	328.7	328.7	0.0	0.0
Micronesia	868	0.2	0.2	0.0	0.0

Singapore (576)

In Millions of U.S. Dollars

		Exports (FOB)						Imports (CIF)					
		2016	2015Q4	2016Q1	2016Q2	2016Q3	2016Q4	2016	2015Q4	2016Q1	2016Q2	2016Q3	2016Q4
Mongolia	948	53.0	14.6	8.0	12.7	12.9 r	19.4	2.3	0.4	0.1	0.3	0.3 r	1.5
Myanmar	518	2,293.4	695.6	686.7	504.0	530.7 r	572.0	124.2	18.2	28.3	17.2	58.9 r	19.9
Nauru	836	1.1	0.1	0.3	0.2	0.5 r	0.2	0.0	0.0	0.0	0.0	0.0 r	0.0
Nepal	558	76.4	20.9	13.7	17.5	24.6 r	20.7	6.2	1.5	2.4	1.2	1.3 r	1.3
Palau	565	2.4	0.9	0.5	0.8	0.4 r	0.7	0.0	0.0	0.0 r	0.0
Papua New Guinea	853	381.3	99.9	99.0	91.7	88.6 r	102.0	279.5	24.7	52.1	100.2	82.1 r	45.2
Philippines	566	6,534.6	1,686.9	1,502.5	1,611.9	1,633.4 r	1,786.8	4,712.3	1,158.1	1,174.0	1,116.4	1,307.0 r	1,114.9
Samoa	862	36.8	1.1	6.4	8.1	11.1 r	11.1	0.0	0.0	0.0	0.0	0.0 r	0.0
Solomon Islands	813	39.2	5.2	6.0	14.8	8.9 r	9.5	0.2	0.0	0.0	0.0 r	0.2
Sri Lanka	524	1,305.3	328.4	273.0	381.0	319.9 r	331.4	88.2	23.1	18.7	20.2	27.3 r	22.0
Thailand	578	12,917.7	3,358.3	3,221.3	3,303.7	3,196.0 r	3,196.7	6,712.9	1,773.5	1,576.5	1,595.8	1,639.1 r	1,901.5
Timor-Leste	537	42.0	19.9	9.9	10.3	10.2 r	11.7	4.7	118.7	3.7	0.7	0.1 r	0.2
Tonga	866	5.2	0.3	0.5	3.5	0.6 r	0.6	0.0	0.0	0.0	0.0	0.0
Tuvalu	869	18.1	4.3	3.0	3.7	6.1 r	5.3	0.2	0.0	0.1	0.1 r	0.0
Vanuatu	846	27.8	8.3	4.7	4.3	10.6 r	8.1	0.6	1.2	0.0	0.1	0.3 r	0.2
Vietnam	582	11,322.2	3,043.3	2,708.9	2,808.7	2,826.3 r	2,978.2	2,993.6	795.6	661.2	805.1	809.9 r	717.4
Asia n.s.	598	1,407.2	454.6	319.6	451.2	485.9 r	150.5	8.1	4.2	3.7	2.1	1.8 r	0.4
Europe	170	2,047.4	394.7	364.1	417.8	828.7	436.8	4,763.7	1,017.0	1,253.5	1,011.6	1,178.0	1,320.6
Emerg. & Dev. Europe	903	1,150.2	279.6	271.1	276.5	292.6	309.9	2,029.0	279.1	620.1	420.7	541.4	446.8
Albania	914	0.4	0.0	0.1	0.1	0.1 r	0.1	0.6	0.0	0.1	0.1	0.3 r	0.1
Bosnia and Herzegovina	963	1.0	0.2	0.4	0.4	0.0 r	0.1	2.4	0.6	0.6	0.4	0.4 r	1.0
Bulgaria	918	24.9	5.6	7.5	2.7	9.6 r	5.1	220.7	18.0	29.8	32.6	110.7 r	47.6
Croatia	960	17.2	3.6	3.2	7.5	2.9 r	3.5	29.6	1.4	2.0	11.1	13.7 r	2.7
Faroe Islands	816	0.7	0.1	0.2	0.4	0.0 r	0.2	1.1	0.6	0.5	0.3	0.3 r
Gibraltar	823	39.0	7.7	8.2	11.3	9.1 r	10.4	0.0	0.0	0.0	0.0	0.0 r	0.0
Hungary	944	295.8	75.6	72.2	68.1	87.2 r	68.2	538.9	64.5	309.5	90.0	63.0 r	76.4
Macedonia, FYR	962	1.4	0.6	0.5	0.3	0.5 r	0.1	0.4	0.1	0.1	0.1	0.1 r	0.2
Montenegro	943	2.3	0.9	0.2	0.2	1.1 r	0.7	0.6	0.7	0.1	0.1	0.3 r	0.2
Poland	964	227.9	51.1	44.3	53.7	58.6 r	71.2	560.2	83.6	123.9	96.6	208.1 r	131.6
Romania	968	63.8	13.3	14.5	20.0	16.7 r	12.8	87.2	18.5	20.5	21.5	21.8 r	23.4
Serbia, Republic of	942	2.0	0.9	0.3	0.9	0.2 r	0.6	47.2	11.2	10.2	8.5	11.8 r	16.8
Turkey	186	474.0	120.0	119.6	110.8	106.5 r	137.0	540.1	79.8	123.0	159.5	111.0 r	146.7
CIS	901	897.0	114.9	92.9	141.2	536.1	126.8	2,734.6	737.9	633.4	590.9	636.6	873.8
Armenia	911	0.5	0.1	0.1	0.2	0.1 r	0.1	1.8	1.0	0.6	0.6	0.4 r	0.3
Azerbaijan, Rep. of	912	34.6	5.4	5.0	7.0	14.0 r	8.7	0.5	0.0	0.2	0.1	0.1 r	0.0
Belarus	913	1.4	0.4	0.2	0.3	0.7 r	0.3	14.7	14.4	12.9	0.4	0.4 r	1.0
Georgia	915	17.8	9.6	3.1	4.7	6.3 r	3.8	6.4	1.3	1.5	2.7	0.7 r	1.5
Kazakhstan	916	14.1	4.3	3.1	4.3	2.9 r	3.6	3.4	0.6	0.2	0.2	0.0 r	3.0
Kyrgyz Republic	917	1.2	0.4	0.2	0.1	0.5 r	0.4	0.1	0.0	0.0	0.1	0.0 r	0.0
Moldova	921	0.4	0.2	0.0	0.1	0.3 r	0.1	0.6	0.1	0.1	0.1	0.2 r	0.1
Russian Federation	922	796.2	90.3	76.4	118.2	496.7 r	104.9	2,679.1	717.6	614.5	568.8	631.9 r	864.0
Tajikistan	923	0.4	0.1	0.3	0.0	0.0 r	0.0	0.0	0.0	0.0	0.0 r
Turkmenistan	925	9.7	1.9	0.6	3.4	3.6 r	2.1	1.1	0.3	0.0	0.0	0.2 r	0.9
Ukraine	926	9.0	2.0	2.7	2.6	1.6 r	2.1	26.5	2.4	3.3	18.0	2.5 r	2.8
Uzbekistan	927	11.7	0.3	1.1	0.3	9.5 r	0.8	0.3	0.0	0.0	0.0	0.2 r	0.1
Europe n.s.	884	0.1	0.1	0.0	0.0	0.0 r	0.1	0.2	0.0	0.0	0.0	0.1 r	0.0
Mid East, N Africa, Pak	440	7,427.6	2,116.3	1,707.9	1,738.1	2,285.6	1,696.0	22,327.4	5,066.3	4,317.1	5,494.9	6,064.3	6,451.1
Afghanistan, I.R. of	512	17.4	3.5	5.6	3.8	3.8 r	4.3	0.6	0.0	0.3	0.1	0.2 r	0.0
Algeria	612	42.9	22.8	10.0	5.4	8.2 r	19.3	114.0	0.0	0.1	19.1	18.7 r	76.1
Bahrain, Kingdom of	419	101.0	46.0	18.8	26.3	25.4 r	30.4	128.8	42.2	4.0	54.9	23.0 r	47.0
Djibouti	611	19.4	12.7	11.3	4.6	2.4 r	1.1	0.9	0.6	0.3	0.2	0.1 r	0.4
Egypt	469	288.6	67.8	69.6	103.3	66.5 r	49.2	103.2	42.6	25.6	22.0	5.6 r	49.9
Iran, I.R. of	429	111.6	19.8	14.2	17.9	36.9 r	42.6	540.8	2.8	43.2	143.3	189.1 r	165.2
Iraq	433	88.2	10.1	19.1	29.2	21.5 r	18.4	516.8	59.7	96.3	108.7	102.4 r	209.4
Jordan	439	38.1	51.6	5.6	7.7	17.8 r	7.0	18.6	5.2	7.6	4.8	2.5 r	3.8
Kuwait	443	180.1	45.9	40.7	44.2	42.5 r	52.7	2,485.1	599.3	392.7	611.3	840.4 r	640.8
Lebanon	446	32.8	13.6	10.4	8.2	6.5 r	7.6	3.2	1.2	0.5	0.3	2.1 r	0.3
Libya	672	11.4	5.1	4.1	2.0	2.5 r	2.8	84.5	0.0	22.7	20.5 r	41.3
Mauritania	682	4.2	1.4	0.7	0.6	2.0 r	0.9	0.2	0.2	0.1	0.0	0.0 r	0.1
Morocco	686	114.2	23.8	28.3	29.5	32.6 r	23.8	113.2	23.9	24.1	29.7	29.3 r	30.1

Singapore (576)

In Millions of U.S. Dollars

		Exports (FOB)						Imports (CIF)					
		2016	2015Q4	2016Q1	2016Q2	2016Q3	2016Q4	2016	2015Q4	2016Q1	2016Q2	2016Q3	2016Q4
Oman	449	229.3	87.7	74.1	50.3	74.6 r	30.3	152.3	46.6	80.6	36.2	19.1 r	16.3
Pakistan	564	790.6	190.0	190.3	203.7	199.6 r	197.0	75.4	33.5	33.6	13.6	11.6 r	16.6
Qatar	453	141.7	47.4	32.0	34.0	35.3 r	40.5	2,990.0	886.4	406.9	843.6	842.1 r	897.5
Saudi Arabia	456	813.9	267.5	191.6	211.2	235.5 r	175.6	8,128.5	1,609.8	1,978.8	1,909.7	1,779.7 r	2,460.2
Somalia	726	0.6	0.0	0.3	0.3 r	0.1	0.6	0.2	0.2	0.3	0.1
Sudan	732	504.8	1.5	0.8	1.6	501.6 r	0.8	0.6	0.0	0.4	0.0	0.1 r	0.1
Syrian Arab Republic	463	8.6	2.7	1.5	1.7	2.5 r	3.0	0.1	0.1	0.1	0.0	0.0 r	0.0
Tunisia	744	24.3	4.8	5.9	4.8	6.9 r	6.6	14.7	2.5	4.4	3.4	3.9 r	3.0
United Arab Emirates	466	3,848.6	1,178.3	969.7	941.9	957.5 r	979.5	6,853.0	1,709.0	1,217.0	1,670.7	2,173.2 r	1,792.1
Yemen, Republic of	474	15.3	12.3	3.8	5.8	3.3 r	2.4	2.0	0.5	0.3	0.2	0.7 r	0.8
Sub-Saharan Africa	603	3,135.4	839.9	631.0	755.5	789.7	959.2	1,788.6	249.8	656.0	482.0	304.7	345.9
Angola	614	76.2	18.2	23.2	21.1	13.2 r	18.7	80.0	0.8	78.7	0.9	0.1 r	0.3
Benin	638	13.3	3.6	2.1	3.4	3.2 r	4.6	0.2	0.2	0.0
Botswana	616	23.7	0.6	16.1	4.7	1.9 r	0.9	541.4	30.6	262.9	125.8	79.0 r	73.8
Burkina Faso	748	1.1	0.4	0.5	0.4	0.1 r	0.1	0.2	0.0	0.1	0.1	0.0 r	0.0
Cabo Verde	624	6.5	0.0	3.0	0.4	0.0 r	3.1	0.2	0.0	0.1	0.0	0.0 r	0.2
Cameroon	622	11.2	3.7	2.9	3.4	1.9 r	3.1	34.3	11.1	6.6	9.6	7.4 r	10.8
Central African Rep.	626	0.1	0.0	0.0	0.0 r	0.1	0.4	0.0	0.1	0.1	0.1 r	0.1
Chad	628	0.5	0.5	0.0	0.0	0.2 r	0.2	0.2	0.2	0.0	0.1	0.0 r	0.0
Comoros	632	2.0	0.6	0.2	0.5	0.2 r	1.1	4.2	1.5	1.2	1.2	0.8 r	1.0
Congo, Dem. Rep. of	636	8.0	2.4	2.2	2.5	2.1 r	1.3	0.3	0.1	0.0	0.0	0.1 r	0.1
Congo, Republic of	634	13.4	6.3	3.2	2.8	3.9 r	3.5	18.0	0.7	2.3	0.8	0.6 r	14.3
Côte d'Ivoire	662	23.5	5.0	5.5	3.5	4.6 r	9.9	16.2	3.3	6.3	4.0	1.8 r	4.0
Equatorial Guinea	642	2.7	1.6	1.1	0.7	0.6 r	0.3	82.3	23.7	45.9	0.0 r	36.5
Eritrea	643	0.0	0.0	0.0	0.0 r	0.1	0.0	0.0	0.0	0.0 r	0.0
Ethiopia	644	24.9	1.6	4.7	6.7	9.9 r	3.6	10.7	1.4	1.1	4.8	3.1 r	1.6
Gabon	646	11.4	5.0	3.0	2.5	1.8 r	4.1	4.5	0.0	0.1	0.3	3.8 r	0.4
Gambia, The	648	0.9	0.2	0.2	0.1	0.3 r	0.3	0.1	0.0	0.0	0.1	0.0
Ghana	652	59.4	14.0	15.2	14.2	16.7 r	13.3	130.2	22.9	40.9	44.0	30.5 r	14.8
Guinea	656	46.9	1.5	0.7	44.5	0.3 r	1.3	0.1	0.0	0.1	0.0	0.0 r
Guinea-Bissau	654	0.1	0.0	0.0	0.1	0.0 r	0.0	0.4	0.4
Kenya	664	65.4	10.0	15.3	10.3	13.1 r	26.7	7.0	1.2	1.8	1.6	2.5 r	1.1
Lesotho	666	0.8	0.2	0.2	0.3	0.2 r	0.1	0.0	0.0	0.0	0.0	0.0 r	0.0
Liberia	668	1,805.6	518.3	336.6	446.4	506.6 r	515.9	0.7	0.0	0.1	0.1	0.2 r	0.2
Madagascar	674	18.3	4.4	3.9	5.5	4.4 r	4.5	82.0	10.3	37.4	36.6	3.6 r	4.4
Malawi	676	0.5	0.1	0.1	0.1	0.2 r	0.1	1.8	0.9	0.5	0.6	0.4 r	0.4
Mali	678	1.8	0.4	0.7	0.4	0.1 r	0.5	1.1	0.2	0.3	0.4	0.3 r	0.1
Mauritius	684	70.1	14.8	14.2	23.2	16.8 r	15.9	12.0	2.7	3.3	2.9	2.2 r	3.6
Mozambique	688	34.6	19.9	7.4	4.5	20.9 r	1.8	6.0	0.6	1.0	1.2	0.8 r	3.1
Namibia	728	6.2	9.0	0.8	3.2	1.1 r	1.1	55.3	3.2	4.7	12.2	24.5 r	13.9
Niger	692	1.1	1.3	0.2	0.5	0.0 r	0.4	0.6	0.0	0.4	0.0	0.0 r	0.1
Nigeria	694	155.6	41.4	33.8	40.4	36.2 r	45.2	14.3	1.0	0.6	3.3	1.7 r	8.8
Rwanda	714	0.8	0.1	0.3	0.2	0.1 r	0.2	0.3	0.1	0.0	0.1	0.0 r	0.1
São Tomé & Príncipe	716	0.0	0.0	0.1	0.1	0.0	0.0	0.0 r	0.0
Senegal	722	13.0	3.6	3.9	4.1	1.9 r	3.1	1.7	0.4	0.1	0.6	0.8 r	0.2
Seychelles	718	26.9	9.1	7.1	5.6	7.3 r	7.0	0.9	0.2	0.2	0.4	0.1 r	0.2
Sierra Leone	724	0.9	0.4	0.3	0.2	0.2 r	0.2	1.7	0.1	0.1	0.0	0.6 r	1.0
South Africa	199	410.2	125.1	109.2	85.0	107.4 r	108.6	492.5	119.5	126.4	120.3	113.3 r	132.6
South Sudan, Rep. of	733	0.0	0.0 r	0.0	0.1	0.0	0.0	0.0
Swaziland	734	1.6	0.4	0.3	0.3	0.4 r	0.5	1.7	1.7	0.4	0.6	0.4 r	0.3
Tanzania	738	29.6	9.0	8.6	6.7	7.1 r	7.1	28.3	2.1	17.0	5.7	2.3 r	3.4
Togo	742	152.3	3.1	1.1	1.5	1.9 r	147.9	0.5	0.0	0.0	0.0	0.0 r	0.5
Uganda	746	6.5	1.8	1.4	3.1	1.4 r	0.7	15.1	3.0	1.1	7.2	5.7 r	1.1
Zambia	754	2.5	0.9	0.6	1.1	0.5 r	0.3	96.7	2.3	9.3	66.8	12.7 r	8.0
Zimbabwe	698	4.9	1.3	0.8	1.2	1.0 r	1.9	43.6	3.4	4.7	28.8	5.1 r	5.0
Africa n.s.	799	0.3	0.0	0.3	0.4	0.1	0.4	0.1	0.0 r	0.0
Western Hemisphere	205	8,442.0	1,848.5	1,655.3	2,195.5	2,597.8	1,993.4	4,814.6	1,292.3	1,108.9	1,293.4	1,148.3	1,264.0
Antigua and Barbuda	311	125.5	44.5	25.1	32.2	29.2 r	39.1	0.1	0.1	0.0	0.0	0.0 r	0.1
Argentina	213	170.5	26.9	32.2	60.3	54.6 r	23.4	79.7	42.8	23.4	16.4	16.9 r	23.0
Aruba	314	0.2	0.0	0.1	0.0	0.0 r	0.1	0.0	0.0	0.0	0.0	0.0

Singapore (576)

In Millions of U.S. Dollars

		Exports (FOB)						Imports (CIF)					
		2016	2015Q4	2016Q1	2016Q2	2016Q3	2016Q4	2016	2015Q4	2016Q1	2016Q2	2016Q3	2016Q4
Bahamas, The	313	460.6	129.6	97.1	111.6	121.5 r	130.5	0.5	9.3	0.2	0.1	0.0 r	0.2
Barbados	316	3.4	0.6	0.9	0.7	1.7 r	0.1	0.4	0.1	0.1	0.1	0.0 r	0.1
Belize	339	4.0	1.6	1.0	0.9	0.9 r	1.2	1.0	0.3	0.2	0.2	0.0 r	0.7
Bermuda	319	75.3	23.3	21.7	20.1	17.8 r	15.7	0.3	0.0	0.0	0.0	0.2 r	0.0
Bolivia	218	7.5	0.7	3.4	2.8	0.6 r	0.8	66.8	30.2	33.4	23.2	10.1 r	0.1
Brazil	223	897.6	215.9	203.5	214.7	256.8 r	222.6	1,068.3	261.9	275.4	305.5	207.6 r	279.8
Chile	228	64.4	16.1	17.1	11.0	15.4 r	20.9	129.0	20.1	15.7	49.8	44.7 r	18.8
Colombia	233	109.1	16.6	19.3	14.6	57.4 r	17.8	278.0	84.0	58.0	63.1	93.7 r	63.3
Costa Rica	238	26.6	5.0	5.8	6.8	6.6 r	7.5	54.2	11.1	11.3	16.8	12.5 r	13.7
Dominica	321	3.5	1.2	0.3	0.7	2.1 r	0.4	0.1	0.0	0.0	0.0	0.0 r	0.0
Dominican Republic	243	12.0	3.1	3.0	2.6	3.3 r	3.2	47.6	7.4	6.6	12.7	18.5 r	9.7
Ecuador	248	37.6	7.2	7.5	8.4	8.6 r	13.1	31.4	1.5	1.4	25.2	2.1 r	2.7
El Salvador	253	5.8	1.2	1.2	1.5	1.4 r	1.7	7.6	1.1	1.4	1.5	2.0 r	2.6
Falkland Islands	323	1.3	1.3 r
Greenland	326	0.4	0.0	0.0	0.0	0.3 r	0.0	0.1	0.2	0.0	0.0 r	0.1
Grenada	328	0.0	0.0	0.0	0.0 r	0.0	0.1	0.0	0.0	0.0 r	0.1
Guatemala	258	17.6	4.2	4.0	5.2	5.5 r	2.8	9.6	1.6	3.3	1.2	2.8 r	2.3
Guyana	336	2.2	0.9	0.4	0.6	0.4 r	0.7	0.4	0.1	0.0	0.3	0.1 r	0.0
Haiti	263	2.7	0.2	0.8	0.3	0.4 r	1.2	0.5	0.1	0.1	0.1	0.2 r	0.2
Honduras	268	2.3	0.8	0.4	0.5	0.5 r	1.1	2.8	0.7	0.7	0.8	0.8 r	0.4
Jamaica	343	4.4	1.1	0.8	1.3	0.8 r	1.5	0.6	0.1	0.2	0.0	0.3 r	0.1
Mexico	273	1,189.2	275.5	234.7	340.1	314.9 r	299.5	1,891.7	382.6	442.4	457.9	487.7 r	503.7
Montserrat	351	0.1	0.1	0.0	0.0
Netherlands Antilles	353	11.8	2.2	2.3	6.8	1.0 r	1.6	71.8	0.4	27.6	10.0	33.7 r	0.4
Nicaragua	278	1.9	0.3	0.5	0.4	0.3 r	0.8	1.9	0.5	0.2	0.2	0.9 r	0.6
Panama	283	4,964.8	999.5	927.8	1,289.1	1,623.7 r	1,124.2	3.5	5.7	0.8	0.6	1.1 r	1.0
Paraguay	288	3.0	1.9	1.0	0.6	0.7 r	0.7	2.0	0.9	0.3	0.7	0.6 r	0.5
Peru	293	87.9	13.3	9.3	29.1	36.4 r	13.1	53.3	3.6	4.6	34.5	10.7 r	3.4
St. Kitts and Nevis	361	3.0	0.6	0.7	0.7	0.6 r	1.0	0.1	0.0	0.0	0.0	0.1 r	0.0
St. Lucia	362	0.1	0.0	0.0	0.0 r	0.0	0.0	0.0	0.0	0.0	0.0
St. Vincent & Grens.	364	22.9	8.8	6.6	4.9	5.2 r	6.2	0.0	0.0	0.0	0.0	0.0
Suriname	366	1.4	0.2	0.1	0.3	0.8 r	0.2	0.1	0.0	0.0	0.0	0.0 r	0.1
Trinidad and Tobago	369	17.4	3.9	4.4	2.9	2.4 r	7.7	4.2	23.9	0.3	3.8	0.1 r	0.0
Uruguay	298	20.7	17.3	4.6	6.7	5.1 r	4.3	11.4	2.5	3.3	1.5	3.8 r	2.9
Venezuela, Rep. Bol.	299	27.0	8.8	7.2	4.8	1.3 r	13.7	986.3	398.5	195.8	265.3	194.0 r	331.2
Western Hem. n.s.	399	57.4	15.6	10.8	12.1	19.6 r	14.9	7.8	0.8	2.0	1.8	1.9 r	2.1
Other Countries n.i.e	910	13.8	8.6	8.8	4.0	0.8	0.2	10.7	1.7	3.8	1.7	1.3	3.9
Cuba	928	1.0	1.5	0.5	0.2	0.3 r	0.0	10.6	1.6	3.8	1.7	1.3 r	3.8
Korea, Dem. People's Rep.	954	12.8	7.1	8.3	3.8	0.6 r	0.1	0.1	0.1	0.0	0.1
Memorandum Items													
Africa	605	3,845.8	907.0	687.9	802.4	1,343.7	1,011.8	2,032.6	277.1	685.4	534.8	356.7	455.7
Middle East	405	5,909.2	1,855.8	1,455.1	1,483.8	1,528.2	1,442.1	22,007.2	5,005.4	4,253.7	5,428.4	6,000.5	6,324.6
European Union	998	30,039.2	7,087.9	6,873.7	7,403.1	8,174.4	7,588.0	38,176.9	9,599.7	9,435.9	10,315.3	8,634.8	9,790.9
Export earnings: fuel	080	7,688.6	2,264.7	1,756.6	1,799.7	2,271.5	1,860.9	26,323.0	6,393.5	5,265.8	6,405.3	6,958.3	7,693.6
Export earnings: nonfuel	092	322,591.1	82,375.8	73,472.7	82,611.5	82,734.6	83,772.3	255,658.8	65,049.2	60,130.9	65,382.0	63,553.2	66,592.7

Sint Maarten (352)

In Millions of U.S. Dollars

		Exports (FOB)						Imports (CIF)					
		2016	2015Q4	2016Q1	2016Q2	2016Q3	2016Q4	2016	2015Q4	2016Q1	2016Q2	2016Q3	2016Q4
IFS World	
World	001	54.6	5.5	7.6	23.6	9.0	14.4	162.3	48.3	37.3	29.0	38.6	57.4
Advanced Economies	110	50.9	4.4	6.8	22.6	8.0	13.5	144.7	43.3	31.5	24.9	35.0	53.2
Euro Area	163	33.9	4.4	6.7	5.8	8.0	13.3	114.9	39.5	28.8	22.5	32.3	31.3
Austria	122	0.0 e	0.0 e	0.0 e	0.0 e	0.0 e	1.1 e	0.2 e	0.4 e	0.3 e	0.1 e	0.3 e
Belgium	124	30.7 e	3.5 e	5.8 e	4.8 e	7.4 e	12.6 e	3.1 e	0.6 e	0.8 e	0.6 e	0.7 e	1.0 e
Cyprus	423	0.0 e	0.0 e	0.1 e	0.0 e	0.0 e	0.0 e	0.0 e	0.0 e
Estonia	939	0.0 e	0.0 e	0.0 e	0.0 e	0.0 e	0.1 e	0.0 e	0.0 e
Finland	172	0.0 e	0.0 e	0.0 e	5.1 e	0.5 e	0.0 e	0.3 e	4.8 e	0.0 e
France	132	2.0 e	0.7 e	0.4 e	0.7 e	0.4 e	0.6 e	35.5 e	14.2 e	10.1 e	7.6 e	6.7 e	11.1 e
Germany	134	0.1 e	0.0 e	0.0 e	0.0 e	0.0 e	0.0 e	6.6 e	1.7 e	2.0 e	1.6 e	0.9 e	2.1 e
Greece	174	0.2 e	0.1 e	0.1 e	0.0 e	0.0 e	0.1 e
Ireland	178	0.0 e	0.0 e	0.0 e	0.0 e	0.5 e	0.3 e	0.2 e	0.1 e	0.1 e	0.1 e
Italy	136	5.3 e	6.0 e	5.3 e
Latvia	941	0.0 e	0.0 e	0.1 e	0.0 e	0.0 e	0.0 e
Lithuania	946	0.3 e	0.0 e	0.2 e
Netherlands	138	0.5 e	0.2 e	0.3 e	0.1 e	0.1 e	0.1 e	50.2 e	13.6 e	13.1 e	10.2 e	12.1 e	14.8 e
Portugal	182	0.0 e	0.0 e	0.8 e	0.7 e	0.4 e	0.2 e	0.1 e	0.1 e
Slovak Republic	936	0.0 e	0.0 e	0.2 e	0.1 e	0.2 e	0.0 e	0.0 e
Slovenia	961	0.0 e	0.0 e	0.0 e	0.1 e	0.3 e	0.0 e	0.0 e	0.0 e	0.0 e
Spain	184	0.4 e	0.0 e	0.3 e	0.2 e	0.0 e	0.0 e	5.7 e	1.2 e	1.4 e	1.4 e	1.4 e	1.5 e
Czech Republic	935	0.0 e	0.0 e	0.0 e	0.0 e	0.0 e	0.1 e	0.0 e	0.0 e	0.0 e	0.0 e	0.0 e
Denmark	128	0.0 e	0.0 e	0.0 e	0.0 e	0.0 e	2.0 e	0.7 e	0.5 e	0.4 e	0.4 e	0.7 e
Sweden	144	0.0 e	0.0 e	0.0 e	0.0 e	0.0 e	0.5 e	0.1 e	0.2 e	0.0 e	0.1 e	0.2 e
Switzerland	146	0.1 e	0.1 e	18.1 e	18.1 e
United Kingdom	112	16.8 e	0.0 e	0.0 e	16.8 e	0.0 e	0.0 e	9.1 e	3.1 e	2.0 e	1.9 e	2.3 e	3.0 e
Emerg. & Dev. Economies	200	3.7	1.2	0.8	1.0	1.0	0.9	17.5	5.0	5.7	4.1	3.6	4.1
Europe	170	0.1	0.2	0.0	0.0	0.1	0.0	1.9	0.5	1.3	0.2	0.1	0.4
Emerg. & Dev. Europe	903	0.1	0.2	0.0	0.0	0.1	0.0	1.9	0.5	1.3	0.2	0.1	0.4
Bulgaria	918	0.0 e	0.2 e	0.0 e	0.3 e	0.4 e	0.3 e	0.0 e	0.0 e
Croatia	960	0.0 e	0.0 e	0.0 e	0.1 e	0.0 e	0.0 e	0.0 e	0.0 e
Hungary	944	0.0 e	0.0 e	0.0 e	0.0 e	0.6 e	0.0 e	0.1 e	0.1 e	0.1 e	0.2 e
Poland	964	0.0 e	0.0 e	1.0 e	0.1 e	0.9 e	0.0 e	0.0 e	0.1 e
Romania	968	0.1 e	0.0 e	0.1 e	0.0 e	0.0 e	0.0 e
Western Hemisphere	205	3.6	1.0	0.8	1.0	0.9	0.9	15.6	4.4	4.5	3.9	3.5	3.8
Barbados	316	0.1 e	0.0 e	0.0 e	0.0 e	0.0 e	0.0 e	0.3 e	0.1 e	0.1 e	0.1 e	0.1 e	0.1 e
Jamaica	343	0.0 e	0.0 e	0.0 e	0.0 e	0.0 e	0.0 e	1.0 e	0.2 e	0.2 e	0.3 e	0.2 e	0.3 e
St. Kitts and Nevis	361	3.2 e	0.9 e	0.7 e	0.9 e	0.8 e	0.8 e	0.5 e	0.2 e	0.1 e	0.2 e	0.1 e	0.1 e
St. Lucia	362	0.2 e	0.1 e	0.1 e	0.0 e	0.1 e	0.1 e	0.2 e	0.1 e	0.1 e	0.0 e	0.1 e	0.0 e
St. Vincent & Grens.	364	0.1 e	0.0 e	0.0 e	0.0 e	0.0 e	0.0 e	0.6 e	0.0 e	0.3 e	0.2 e	0.1 e	0.0 e
Trinidad and Tobago	369	0.0 e	0.0 e	0.0 e	0.0 e	0.0 e	0.0 e	13.0 e	3.8 e	3.7 e	3.1 e	3.0 e	3.3 e
Memorandum Items													
European Union	998	50.9	4.5	6.8	22.6	8.1	13.4	128.6	43.9	32.8	25.1	35.1	35.5
Export earnings: fuel	080	0.0	0.0	0.0	0.0	0.0	0.0	13.0	3.8	3.7	3.1	3.0	3.3
Export earnings: nonfuel	092	54.6	5.5	7.6	23.6	9.0	14.4	149.3	44.5	33.6	25.9	35.7	54.1

Slovak Republic (936)

In Millions of U.S. Dollars

		Exports (FOB)						Imports (CIF)					
		2016	2015Q4	2016Q1	2016Q2	2016Q3	2016Q4	2016	2015Q4	2016Q1	2016Q2	2016Q3	2016Q4
IFS World		77,526.5	19,604.9	18,295.7	20,457.1	18,639.4	20,134.7	77,100.9	19,844.1	18,055.9	19,917.9	18,718.4	20,393.2
World	001	77,618.3	19,657.2	18,331.9	20,504.6	18,548.0	20,233.8	75,487.3	19,457.6	17,722.8	19,627.2	18,171.1	19,966.2
Advanced Economies	110	57,932.4	14,321.3	13,831.5	15,429.9	13,681.2	14,989.9	54,995.9	14,024.9	12,951.3	14,553.1	13,075.8	14,415.7
Euro Area	163	37,578.8	9,272.6	9,037.8	10,068.8	8,825.7	9,646.5	34,556.8	8,515.1	8,236.5	8,958.9	8,247.8	9,113.7
Austria	122	4,447.0	1,127.7	1,018.3	1,108.9	1,154.0	1,165.7	7,364.6	1,857.0	1,624.3	1,881.1	1,873.1	1,986.1
Belgium	124	1,124.5	246.7	290.9	303.3	256.8	273.6	1,131.3	274.0	277.1	304.4	266.3	283.5
Cyprus	423	72.6	25.8	21.1	16.5	11.9	23.0	77.2	22.8	14.0	15.2	22.8	25.1
Estonia	939	101.8	18.8	21.6	23.4	28.5	28.3	28.5	3.6	5.4	8.3	6.2	8.6
Finland	172	228.2	58.9	64.5	57.6	51.6	54.5	150.9	50.7	41.7	37.1	36.4	35.7
France	132	4,744.7	1,107.3	1,221.6	1,273.3	908.3	1,341.5	3,282.6	679.6	875.2	888.1	737.1	782.2
Germany	134	17,001.9	4,265.6	4,138.4	4,565.5	4,187.3	4,110.7	15,261.1	3,712.5	3,637.4	3,936.6	3,614.2	4,072.9
Greece	174	187.0	53.9	45.0	51.2	36.2	54.5	76.3	16.5	21.7	23.3	17.3	14.0
Ireland	178	148.9	54.9	49.4	35.5	19.9	44.1	182.2	57.6	44.7	45.9	41.4	50.2
Italy	136	3,756.3	883.2	875.5	1,028.5	817.5	1,034.7	2,615.6	650.4	618.4	712.8	609.5	674.9
Latvia	941	194.6	51.5	42.5	49.2	45.1	57.8	46.8	19.9	11.4	11.6	11.4	12.4
Lithuania	946	176.5	48.5	42.3	43.3	44.7	46.3	82.0	22.5	23.0	18.0	22.2	18.8
Luxembourg	137	87.1	22.5	22.0	24.0	20.9	20.1	104.2	33.3	27.8	27.8	21.5	27.1
Malta	181	11.4	4.4	3.6	2.8	2.8	2.2	10.7	2.9	2.8	3.4	2.1	2.3
Netherlands	138	2,243.2	524.0	446.8	575.4	593.3	627.6	1,799.4	438.1	394.6	445.3	428.2	531.2
Portugal	182	253.8	61.5	61.6	64.7	55.7	71.9	274.4	42.2	50.6	61.8	76.1	85.9
Slovenia	961	515.2	119.0	122.0	149.5	123.7	120.1	1,153.9	420.0	338.1	303.7	247.7	264.3
Spain	184	2,284.0	598.1	550.7	696.2	467.5	569.7	915.2	211.3	228.3	234.4	214.2	238.4
Australia	193	200.0	67.4	38.9	63.2	49.0	48.9	31.9	13.3	14.6	9.0	5.7	2.6
Canada	156	294.9	44.3	60.1	89.1	67.2	78.5	79.7	20.1	6.5	25.4	16.2	31.5
China,P.R.: Hong Kong	532	62.8	14.9	16.2	15.9	16.5	14.2	38.6	5.8	5.8	6.7	7.8	18.3
China,P.R.: Macao	546	0.3	0.0	0.1	0.1	0.0	0.0	0.1	0.0	0.0	0.0	0.1
Czech Republic	935	9,260.4	2,507.3	2,159.2	2,399.1	2,259.0	2,443.0	12,767.0	3,438.0	2,977.7	3,480.3	3,023.1	3,285.9
Denmark	128	708.5	173.0	156.7	203.0	179.8	169.1	276.1	79.2	66.0	73.8	71.3	65.0
Iceland	176	23.3	2.7	6.2	5.5	6.8	4.8	3.3	1.1	0.7	1.2	0.7	0.6
Israel	436	395.1	37.8	97.8	119.8	92.3	85.2	13.8	5.4	3.6	4.0	3.1	3.2
Japan	158	96.4	25.6	23.0	26.7	26.1	20.5	298.0	74.8	64.6	86.2	63.6	83.6
Korea, Republic of	542	149.6	28.5	43.7	53.7	27.0	25.2	3,570.1	1,140.1	880.1	979.2	848.6	862.1
New Zealand	196	27.5	8.4	6.9	5.6	8.2	6.8	3.6	0.2	0.6	0.5	0.9	1.7
Norway	142	186.0	48.6	41.2	48.3	53.5	43.0	13.0	3.4	2.5	3.8	3.5	3.2
San Marino	135	8.1	2.1	1.9	2.5	1.7	2.0	0.2	0.1	0.0	0.0	0.1	0.1
Singapore	576	30.5	8.1	9.0	8.8	5.7	7.0	25.2	8.8	4.4	7.8	9.4	3.6
Sweden	144	1,208.7	350.1	267.9	332.4	267.5	340.9	485.3	128.7	120.9	133.4	110.0	120.9
Switzerland	146	1,210.5	316.0	288.2	342.6	282.1	297.6	483.3	86.5	97.5	159.0	119.4	107.4
Taiwan Prov.of China	528	38.5	16.7	11.1	7.6	9.5	10.3	497.2	154.0	99.0	140.9	128.4	128.9
United Kingdom	112	4,597.8	1,059.2	1,170.3	1,130.4	1,066.4	1,230.8	1,488.4	259.2	271.3	389.1	347.3	480.7
United States	111	1,855.1	337.8	395.4	506.9	437.3	515.5	364.4	91.3	99.0	93.8	69.1	102.6
Emerg. & Dev. Economies	200	19,665.9	5,334.4	4,498.2	5,068.9	4,860.0	5,238.8	20,479.3	5,429.7	4,768.3	5,070.4	5,092.3	5,548.3
Emerg. & Dev. Asia	505	1,440.1	426.9	319.1	427.9	254.1	439.0	4,824.4	1,313.2	1,045.2	1,166.3	1,200.7	1,412.3
Bangladesh	513	1.6	0.1	0.6	0.5	0.2	0.3	75.1	15.8	19.1	21.9	16.7	17.4
Bhutan	514	0.8	0.1	0.6	0.1
Brunei Darussalam	516	0.2	0.2	0.1	0.0	0.0	0.0
Cambodia	522	0.3	0.0	0.0	0.0	0.2	0.0	19.9	5.6	4.4	3.1	5.4	7.1
China,P.R.: Mainland	924	1,257.9	380.7	275.9	379.7	212.5	389.7	3,474.3	977.7	751.7	844.1	864.6	1,013.9
Fiji	819	0.1	0.1	0.0	0.0	0.0
F.T. French Polynesia	887	0.2	0.1	0.0	0.0	0.1	0.0	0.0	0.0	0.0
F.T. New Caledonia	839	0.8	0.1	0.1	0.4	0.2	0.1	0.0
India	534	54.3	19.4	14.6	13.0	11.1	15.6	169.7	41.0	39.6	46.2	45.1	38.8
Indonesia	536	11.5	1.8	1.2	1.6	2.5	6.3	86.4	22.1	18.1	20.2	17.9	30.3
Malaysia	548	26.7	6.4	7.7	8.9	5.7	4.4	358.6	119.5	90.3	82.0	80.7	105.6
Maldives	556	0.5	0.1	0.4	0.0	0.0	0.0	0.0	0.0
Micronesia	868	0.1	0.1
Mongolia	948	1.2	0.5	0.2	0.2	0.6	0.1	0.0
Myanmar	518	0.2	0.3	0.1	0.0	0.0	0.1	1.3	0.3	0.6	0.0	0.2	0.5
Nepal	558	0.3	0.0	0.1	0.2	0.0	0.0	0.0	0.0	0.0	0.0	0.0	0.0
Philippines	566	3.2	1.1	0.2	0.7	0.3	2.0	23.9	12.6	8.1	7.0	4.4	4.4

Slovak Republic (936)

In Millions of U.S. Dollars

		Exports (FOB)						Imports (CIF)					
		2016	2015Q4	2016Q1	2016Q2	2016Q3	2016Q4	2016	2015Q4	2016Q1	2016Q2	2016Q3	2016Q4
Sri Lanka	524	17.4	3.4	4.6	3.9	4.6	4.3	34.9	9.0	9.3	9.0	7.0	9.6
Thailand	578	22.4	3.5	3.2	6.5	7.2	5.5	157.2	39.2	31.5	42.3	36.9	46.4
Vietnam	582	40.3	9.1	9.8	12.0	8.1	10.3	422.9	70.4	72.6	90.4	121.6	138.3
Asia n.s.	598	0.1	0.0	0.0	0.0	0.0	0.0	0.0	0.0
Europe	170	16,650.7	4,419.7	3,825.3	4,221.6	4,189.1	4,414.6	15,320.2	4,049.6	3,652.6	3,814.2	3,809.4	4,044.0
Emerg. & Dev. Europe	903	14,437.2	3,858.2	3,388.2	3,701.6	3,627.7	3,719.8	11,788.5	3,101.0	2,805.9	3,037.0	2,866.3	3,079.3
Albania	914	33.3	12.7	13.1	5.6	5.9	8.7	2.6	0.8	1.4	0.3	0.5	0.5
Bosnia and Herzegovina	963	95.4	23.6	23.1	26.3	23.6	22.5	65.5	17.7	13.5	17.0	17.4	17.5
Bulgaria	918	437.2	125.2	104.2	118.3	103.6	111.1	174.6	44.9	38.8	47.0	40.1	48.8
Croatia	960	371.6	111.0	95.9	96.1	91.4	88.2	222.3	70.7	48.3	43.3	59.0	71.7
Faroe Islands	816	0.6	0.0	0.4	0.1	0.2	0.0
Gibraltar	823	2.5	0.2	0.4	0.5	0.9	0.7	0.0	0.0
Hungary	944	4,405.3	1,132.9	951.6	1,101.0	1,181.2	1,171.5	4,618.8	1,317.1	1,089.6	1,207.7	1,108.9	1,212.6
Kosovo	967	16.5	5.2	6.1	3.1	2.9	4.4	1.2	0.5	0.1	1.0	0.0	0.0
Macedonia, FYR	962	58.5	13.8	11.9	15.6	14.4	16.6	44.9	17.8	12.7	15.2	10.9	6.1
Montenegro	943	22.8	9.5	5.6	4.7	6.7	5.8	0.3	0.6	0.1	0.0	0.1	0.1
Poland	964	5,970.1	1,693.5	1,483.0	1,543.1	1,455.1	1,488.9	4,871.2	1,199.5	1,198.0	1,244.1	1,193.2	1,235.9
Romania	968	1,764.5	455.7	397.0	439.7	421.4	506.4	1,052.1	229.0	233.9	269.1	261.2	287.9
Serbia, Republic of	942	353.5	79.3	75.9	84.2	102.7	90.7	364.0	72.8	74.6	92.8	92.0	104.5
Turkey	186	905.1	195.4	219.9	263.4	217.5	204.3	371.0	129.5	94.9	99.6	83.0	93.6
CIS	901	2,213.3	561.6	437.1	519.9	561.4	694.9	3,531.7	948.6	846.7	777.2	943.0	964.8
Armenia	911	1.7	0.9	0.2	0.5	0.3	0.7	0.2	0.0	0.1	0.0	0.0
Azerbaijan, Rep. of	912	27.1	8.6	7.1	8.8	5.6	5.7	6.7	0.0	0.1	1.6	2.8	2.2
Belarus	913	82.5	19.0	12.7	29.5	19.2	21.2	90.7	29.9	28.3	29.0	21.9	11.6
Georgia	915	31.1	13.3	8.6	14.6	4.8	3.1	2.0	0.0	0.0	0.2	0.6	1.2
Kazakhstan	916	21.3	7.1	4.7	7.0	4.9	4.8	8.0	0.5	0.8	0.7	2.9	3.6
Kyrgyz Republic	917	1.3	0.2	0.1	0.2	0.2	0.8	0.0	0.0	0.0
Moldova	921	21.1	8.0	5.4	5.1	5.9	4.8	12.9	5.5	4.0	2.6	2.9	3.4
Russian Federation	922	1,634.3	408.0	314.3	355.4	422.4	542.2	2,922.1	797.1	703.9	627.8	787.4	803.0
Tajikistan	923	1.2	0.9	0.1	1.0	0.0	0.0	0.0	0.0
Turkmenistan	925	1.6	0.3	0.4	0.6	0.4	0.0	0.1	0.1
Ukraine	926	384.5	92.3	82.2	95.8	96.1	110.4	487.9	115.6	109.4	115.1	124.0	139.4
Uzbekistan	927	5.7	2.9	1.4	2.4	0.6	1.3	1.0	0.0	0.1	0.3	0.3	0.3
Europe n.s.	884	0.1	0.0	0.0	0.1	0.0	0.0	0.0	0.0	0.0	0.0
Mid East, N Africa, Pak	440	1,096.2	268.5	245.4	294.6	288.7	267.5	184.8	41.0	43.6	51.6	43.2	46.3
Afghanistan, I.R. of	512	1.1	0.2	0.0	0.2	0.2	0.6	0.0	0.0	0.0	0.0	0.0
Algeria	612	40.3	22.1	7.9	3.9	18.9	9.5	0.0	0.0
Bahrain, Kingdom of	419	13.7	2.8	2.0	1.9	6.7	3.1	0.1	0.1	0.0	0.0	0.0	0.0
Djibouti	611	0.2	0.0	0.1	0.1	0.0
Egypt	469	227.7	54.3	52.4	64.7	59.4	51.2	41.5	9.3	10.0	12.6	10.2	8.8
Iran, I.R. of	429	23.4	6.7	4.4	9.0	4.3	5.7	10.8	2.4	3.1	2.9	2.0	2.8
Iraq	433	15.4	0.5	7.3	4.9	2.4	0.8	0.0	0.0	0.0
Jordan	439	33.4	1.8	13.9	5.7	7.0	6.8	1.5	1.2	0.3	0.3	0.4	0.5
Kuwait	443	59.1	15.2	10.4	14.8	15.0	18.9	0.1	0.1	0.0	0.0	0.0	0.0
Lebanon	446	46.4	8.3	6.3	16.2	10.5	13.3	0.1	0.0	0.0	0.1	0.0	0.0
Libya	672	1.0	1.2	0.4	0.1	0.3	0.2	0.0	0.0	0.0	0.0
Mauritania	682	0.7	0.0	0.3	0.2	0.1	0.1
Morocco	686	114.5	32.4	26.3	29.1	34.0	25.1	9.0	1.9	1.5	2.1	1.8	3.5
Oman	449	26.5	7.4	3.6	9.4	5.1	8.4	0.0	0.0	0.0	0.0	0.0	0.0
Pakistan	564	39.0	5.7	11.6	11.8	7.6	8.0	34.5	5.3	6.6	9.6	8.5	9.9
Qatar	453	22.0	4.8	3.2	5.6	7.5	5.5	0.7	0.0	0.0	0.2	0.1	0.3
Saudi Arabia	456	127.9	34.2	29.5	38.6	32.8	27.0	2.2	1.2	0.4	0.6	0.2	0.9
Somalia	726	0.1	0.3	0.0	0.0	0.1	0.0	0.0	0.0	0.0
Sudan	732	4.6	0.4	1.2	1.5	0.6	1.4	3.5	2.0	0.6	0.3	0.6
Syrian Arab Republic	463	27.4	0.6	7.0	5.1	5.6	9.8	0.0	0.0	0.0	0.0
Tunisia	744	65.0	16.2	14.1	16.9	19.0	15.0	79.8	19.0	19.1	22.4	19.4	18.9
United Arab Emirates	466	180.5	53.2	38.0	52.2	43.2	47.0	1.0	0.3	0.4	0.3	0.2	0.1
West Bank and Gaza	487	23.2	0.1	5.4	2.3	7.3	8.1
Yemen, Republic of	474	3.4	0.1	0.2	0.4	1.1	1.7

Slovak Republic (936)

In Millions of U.S. Dollars

		Exports (FOB)						Imports (CIF)					
		2016	2015Q4	2016Q1	2016Q2	2016Q3	2016Q4	2016	2015Q4	2016Q1	2016Q2	2016Q3	2016Q4
Sub-Saharan Africa	603	191.6	48.7	40.0	47.9	54.4	49.3	26.1	4.2	0.7	1.1	8.7	15.6
Angola	614	4.5	0.3	0.4	1.7	2.0	0.5	0.0	0.0
Benin	638	0.8	0.8	0.4	0.1	0.2	0.1	0.0	0.0	0.0
Botswana	616	0.3	0.2	0.2	0.0	0.0	0.1	0.0	0.0	0.0	0.0
Burkina Faso	748	1.7	0.4	0.3	0.8	0.2	0.3	0.0	0.0
Cabo Verde	624	0.1	0.0	0.0	0.0
Cameroon	622	2.5	0.2	0.1	0.5	0.7	1.2	2.0	0.9	1.0
Central African Rep.	626	0.1	0.0	0.0
Congo, Dem. Rep. of	636	1.4	0.3	0.3	0.2	0.1	0.8	0.0	2.5	0.0	0.0	0.0
Congo, Republic of	634	0.6	0.1	0.1	0.1	0.2	0.3	2.5	0.6	0.0	0.0	2.5
Côte d'Ivoire	662	6.2	0.3	0.3	1.1	3.1	1.7	2.8	0.0	0.6	2.2
Ethiopia	644	6.9	0.8	4.6	0.4	0.8	1.0	0.7	0.2	0.1	0.3	0.1	0.2
Gabon	646	0.7	0.2	0.1	0.3	0.1	0.2
Gambia, The	648	0.1	0.0	0.1
Ghana	652	6.5	1.3	1.2	1.7	1.8	1.7	0.0	0.0	0.0	0.0	0.0
Guinea	656	0.0	1.0	0.0	0.0	0.0	0.0	0.0	0.0	0.0
Kenya	664	4.2	0.2	0.5	0.8	1.4	1.5	0.1	0.1	0.0	0.0	0.0	0.0
Liberia	668	0.8	0.5	0.0	0.1	0.7	0.0	0.0
Madagascar	674	1.9	0.5	0.4	0.4	0.4	0.7	0.1	0.0	0.0	0.0	0.1	0.0
Malawi	676	0.2	0.0	0.0	0.0	0.1	0.0	0.0	0.0	0.0	0.0
Mali	678	6.0	0.2	0.2	3.6	1.9	0.3	0.0	0.0
Mauritius	684	5.6	0.3	0.8	0.6	2.5	1.7	0.3	0.0	0.1	0.1	0.2	0.0
Mozambique	688	1.0	0.0	0.2	0.2	0.2	0.4	13.9	0.0	5.8	8.2
Namibia	728	1.2	0.8	0.3	0.4	0.2	0.4	0.0	0.0	0.0
Niger	692	0.1	0.1	0.1	0.0	0.0	0.0
Nigeria	694	15.1	2.6	3.5	2.9	3.7	5.0	1.0	0.0	0.0	0.0	0.3	0.7
Senegal	722	4.5	0.1	0.2	1.3	2.0	1.0	0.0	0.0
Seychelles	718	0.8	0.3	0.2	0.2	0.3	0.1	0.0	0.0	0.0	0.0	0.0	0.0
Sierra Leone	724	0.1	0.0	0.0	0.0	0.1	0.0	0.0	0.0
South Africa	199	113.1	33.9	24.1	29.2	31.3	28.4	2.6	0.7	0.4	0.7	0.7	0.8
Swaziland	734	0.2	0.1	0.1	0.0	0.0	0.0
Tanzania	738	0.5	0.1	0.2	0.2	0.1	0.1	0.0	0.0	0.0	0.0	0.0
Togo	742	2.0	0.2	0.3	0.6	0.5	0.7
Uganda	746	1.2	2.8	0.6	0.2	0.1	0.2	0.0	0.0	0.0	0.0
Zambia	754	0.5	0.1	0.2	0.1	0.1	0.1	0.0
Zimbabwe	698	0.1	0.0	0.0	0.1	0.0	0.0	0.0	0.0
Western Hemisphere	205	287.3	170.5	68.4	76.8	73.7	68.4	123.7	21.7	26.2	37.1	30.3	30.1
Anguilla	312	0.1	0.0	0.0	0.0	0.0	0.0
Argentina	213	17.9	3.0	5.0	6.6	2.7	3.7	32.2	3.0	5.6	9.2	8.0	9.3
Bahamas, The	313	0.2	0.0	0.2	0.0
Barbados	316	0.0	0.0	0.0	0.0	0.3	0.0	0.1	0.1	0.1	0.1
Bolivia	218	1.8	0.3	0.8	0.6	0.0	0.4	0.0	0.0	0.0
Brazil	223	47.4	16.5	10.6	12.0	12.6	12.1	32.8	5.5	6.2	11.9	8.2	6.6
Chile	228	20.7	4.4	5.9	5.0	4.3	5.5	0.9	0.5	0.6	0.1	0.1	0.2
Colombia	233	14.4	6.9	3.6	3.8	3.3	3.7	0.0	0.1	0.0	0.0	0.0	0.0
Costa Rica	238	3.1	1.6	1.6	0.1	0.8	0.6	0.4	1.0	0.0	0.0	0.2	0.2
Curacao	354	0.4	0.1	0.1	0.1	0.1	0.1
Dominican Republic	243	3.0	1.8	0.9	0.7	0.4	0.9	0.2	0.0	0.0	0.1	0.1	0.0
Ecuador	248	2.1	1.1	0.4	0.3	0.8	0.6	1.9	0.2	0.3	0.4	0.8	0.4
El Salvador	253	0.5	0.2	0.1	0.1	0.2	0.1	0.2	0.1	0.0	0.1	0.0	0.1
Greenland	326	0.5	0.0	0.5
Guatemala	258	4.7	2.9	1.1	0.9	1.3	1.4	0.0	0.0	0.0	0.0	0.0	0.0
Guyana	336	0.2	0.1	0.1	0.1	0.0	0.0
Haiti	263	0.2	0.1	0.0	0.1	0.0	0.0	0.0	0.0	0.0	0.0	0.0
Honduras	268	0.3	0.3	0.0	0.1	0.1	0.1	1.6	0.3	0.4	0.4	0.5	0.3
Jamaica	343	0.3	1.4	0.1	0.2	0.1	0.0	0.0	0.0	0.0
Mexico	273	145.3	118.0	31.6	40.0	39.7	33.9	36.8	8.8	8.1	10.3	10.4	8.1
Nicaragua	278	2.2	0.1	0.8	1.2	0.0	0.2	0.1	0.1	0.0	0.0	0.0	0.0
Panama	283	4.0	2.3	1.4	0.5	1.0	1.0	0.0	0.0
Paraguay	288	3.9	1.9	1.3	1.0	1.0	0.6	0.0	0.0	0.0	0.0

Slovak Republic (936)

In Millions of U.S. Dollars

		Exports (FOB)						Imports (CIF)					
		2016	2015Q4	2016Q1	2016Q2	2016Q3	2016Q4	2016	2015Q4	2016Q1	2016Q2	2016Q3	2016Q4
Peru	293	7.6	1.7	1.6	1.6	2.5	1.8	14.7	2.1	4.6	4.5	1.4	4.1
Sint Maarten	352	0.2	0.1	0.2	0.0	0.0	0.0	0.0
St. Kitts and Nevis	361	0.1	0.0	0.1	0.0	0.0	0.0
Suriname	366	0.1	0.0	0.0	0.0	0.0
Trinidad and Tobago	369	2.2	0.5	0.6	0.7	0.6	0.4	0.0	0.0
Uruguay	298	1.2	0.3	0.4	0.2	0.4	0.3	1.1	0.1	0.1	0.1	0.6	0.4
Venezuela, Rep. Bol.	299	2.3	4.9	0.0	0.6	1.5	0.1	0.0	0.0	0.0	0.0	0.0	0.0
Western Hem. n.s.	399	0.3	0.3	0.1	0.0	0.0	0.1	0.1	0.1	0.0
Other Countries n.i.e	910	8.5	1.5	1.1	2.9	2.7	1.8	0.8	0.2	0.1	0.2	0.1	0.3
Cuba	928	8.5	1.5	1.1	2.9	2.7	1.8	0.8	0.2	0.1	0.2	0.1	0.3
Countries & Areas n.s.	898	11.4	0.0	1.2	2.9	4.0	3.4	11.3	2.8	3.1	3.5	2.9	1.8
Memorandum Items													
Africa	605	416.9	120.2	89.8	99.6	127.1	100.4	118.5	25.1	23.3	26.3	30.3	38.6
Middle East	405	830.9	191.1	184.0	230.9	208.2	207.7	57.9	14.7	14.3	16.9	13.2	13.5
European Union	998	66,302.9	16,880.5	15,823.6	17,431.9	15,851.0	17,196.4	60,512.5	15,281.5	14,281.0	15,846.7	14,461.8	15,923.1
Export earnings: fuel	080	2,241.4	589.2	443.1	523.6	582.9	691.8	2,957.2	802.6	709.1	634.5	797.0	816.7
Export earnings: nonfuel	092	75,376.9	19,068.0	17,888.9	19,981.0	17,965.1	19,542.0	72,530.2	18,655.0	17,013.7	18,992.8	17,374.2	19,149.5

Slovenia (961)

In Millions of U.S. Dollars

		Exports (FOB)						Imports (CIF)					
		2016	2015Q4	2016Q1	2016Q2	2016Q3	2016Q4	2016	2015Q4	2016Q1	2016Q2	2016Q3	2016Q4
IFS World		27,585.0	6,715.5	6,679.1	7,230.6	6,805.3	6,909.7	26,646.0	6,593.7	6,349.0	6,921.8	6,588.0	6,832.7
World	001	32,884.9	8,137.7	8,017.0	8,536.6	8,104.3	8,227.0	30,489.2	7,659.7	7,335.6	7,853.5	7,516.4	7,783.8
Advanced Economies	110	20,715.0	5,180.5	5,184.4	5,379.5	5,032.1	5,119.0	19,886.9	5,016.0	4,745.9	5,153.3	4,959.4	5,028.2
Euro Area	163	16,707.4	4,199.7	4,214.4	4,363.9	4,035.6	4,093.5	16,237.5	4,079.2	3,853.9	4,254.8	3,999.6	4,129.3
Austria	122	2,460.4	628.7	595.8	635.4	608.0	621.3	3,022.0	791.7	747.8	757.8	734.7	781.8
Belgium	124	373.6	79.2	84.1	108.2	95.1	86.2	562.3	130.9	138.3	146.3	138.2	139.6
Cyprus	423	25.9	6.9	3.5	6.7	6.7	9.0	26.2	5.6	4.2	3.5	2.8	15.7
Estonia	939	39.5	9.4	8.4	11.1	10.3	9.6	9.2	2.7	1.9	2.8	2.0	2.4
Finland	172	57.7	11.4	13.3	15.5	15.5	13.4	79.5	20.3	19.3	21.2	17.6	21.4
France	132	1,339.8	323.8	362.3	355.2	304.4	317.9	1,036.1	242.1	259.4	275.2	238.7	262.7
Germany	134	6,356.1	1,522.0	1,550.8	1,671.6	1,591.0	1,542.7	5,131.6	1,264.2	1,233.8	1,343.3	1,249.4	1,305.0
Greece	174	121.9	22.2	25.3	31.2	29.1	36.3	111.0	30.2	35.1	18.8	34.3	22.8
Ireland	178	52.9	9.7	13.6	16.4	12.6	10.3	112.9	28.2	22.2	36.4	24.9	29.4
Italy	136	3,416.0	866.7	863.9	855.4	813.2	883.5	4,104.1	1,031.7	916.9	1,136.6	1,029.1	1,021.5
Latvia	941	53.0	12.0	15.5	15.0	12.0	10.5	10.6	2.2	3.0	2.4	2.1	3.1
Lithuania	946	69.3	21.9	20.0	16.8	15.4	17.0	42.3	10.3	10.4	11.6	11.1	9.3
Luxembourg	137	22.3	5.5	5.2	6.1	5.6	5.4	53.0	15.3	14.0	14.5	12.7	11.9
Malta	181	10.4	2.9	2.0	3.0	2.2	3.3	6.5	2.4	1.7	2.3	1.1	1.3
Netherlands	138	535.6	126.1	143.7	147.2	116.7	128.0	1,022.5	241.4	234.0	243.0	273.4	272.0
Portugal	182	79.8	17.7	20.5	20.8	18.9	19.5	55.8	14.7	12.3	14.9	12.0	16.6
Slovak Republic	936	1,130.2	406.6	333.6	288.8	254.8	253.0	453.6	98.9	100.8	116.5	119.3	117.0
Spain	184	563.0	127.0	152.9	159.4	124.1	126.6	398.4	146.5	98.8	107.7	96.2	95.7
Australia	193	94.8	18.0	18.3	21.5	28.5	26.6	3.5	0.4	1.1	0.9	0.8	0.7
Canada	156	81.0	24.7	16.4	21.6	26.2	16.8	119.7	6.9	15.9	40.6	20.3	42.9
China,P.R.: Hong Kong	532	58.6	10.5	17.3	15.6	14.5	11.3	8.5	1.3	1.2	2.3	3.1	1.8
China,P.R.: Macao	546	4.4	3.7	1.0	2.9	0.2	0.3	0.1	0.0	0.1	0.0	0.0	0.0
Czech Republic	935	959.5	234.9	225.9	241.1	232.8	259.7	696.2	178.3	174.3	180.9	165.3	175.8
Denmark	128	311.5	78.4	77.0	83.5	82.0	69.1	92.4	23.3	25.3	22.4	21.8	22.9
Iceland	176	3.6	0.6	0.5	0.9	1.3	0.9	0.4	0.1	0.2	0.0	0.0	0.0
Israel	436	96.3	23.8	21.6	22.6	24.0	28.1	213.1	45.9	90.0	41.0	36.8	45.2
Japan	158	135.6	29.5	23.7	28.3	41.2	42.4	87.9	16.0	23.2	20.0	22.8	22.0
Korea, Republic of	542	89.1	17.6	22.2	22.1	19.6	25.2	970.8	222.4	229.5	241.1	276.5	223.7
New Zealand	196	7.5	2.0	1.3	1.7	2.4	2.0	0.9	0.4	0.1	0.4	0.1	0.2
Norway	142	77.3	19.8	14.5	23.5	20.8	18.6	4.7	1.1	1.2	1.1	1.3	1.1
San Marino	135	8.9	2.6	2.0	2.6	1.9	2.3	3.2	1.0	0.6	0.8	0.8	0.9
Singapore	576	26.1	9.8	7.2	6.2	6.0	6.7	7.8	5.3	1.2	2.1	2.0	2.5
Sweden	144	316.4	66.1	77.3	83.4	80.7	75.1	172.7	39.3	37.3	43.5	39.9	51.9
Switzerland	146	493.0	122.2	124.6	128.9	112.2	127.3	356.1	83.2	79.2	108.2	84.0	84.7
Taiwan Prov.of China	528	31.1	8.7	9.2	10.4	5.7	5.8	96.2	47.3	29.0	21.5	24.6	21.2
United Kingdom	112	627.7	152.6	166.3	155.7	152.2	153.5	406.8	111.7	99.4	103.3	101.8	102.4
United States	111	585.2	155.5	143.6	143.1	144.5	154.1	408.3	152.9	83.2	68.3	157.9	98.9
Emerg. & Dev. Economies	200	12,164.0	2,953.1	2,831.2	3,155.2	3,070.8	3,106.8	10,502.8	2,615.1	2,569.8	2,678.2	2,543.9	2,710.9
Emerg. & Dev. Asia	505	819.0	161.0	179.7	213.9	219.5	205.9	1,996.2	566.0	622.7	449.9	466.7	456.9
Bangladesh	513	23.1	5.3	7.1	7.5	5.2	3.3	37.4	8.8	11.6	6.4	10.4	9.0
Cambodia	522	2.1	0.9	0.5	0.2	0.6	0.7	7.2	1.5	2.7	2.4	0.8	1.3
China,P.R.: Mainland	924	510.6	93.7	108.6	130.6	139.3	132.1	1,461.4	422.5	443.3	341.2	361.1	315.9
F.T. French Polynesia	887	0.3	0.1	0.1	0.1	0.1	0.0
F.T. New Caledonia	839	0.4	0.0	0.1	0.0	0.1	0.2
India	534	103.8	20.0	25.2	27.4	29.4	21.8	282.4	60.2	90.9	51.6	53.1	86.9
Indonesia	536	11.0	4.2	3.0	2.7	2.3	2.9	68.7	19.4	22.4	18.2	11.0	17.0
Lao People's Dem.Rep	544	0.5	0.0	0.0	0.2	0.2	0.0	0.0	0.0
Malaysia	548	25.4	6.0	4.5	6.8	7.6	6.4	27.3	27.0	17.8	3.0	4.1	2.5
Maldives	556	0.8	0.1	0.1	0.1	0.2	0.4	0.0	0.0
Marshall Islands	867	0.1	0.0	0.0	0.0	0.0
Mongolia	948	11.2	2.8	2.5	2.7	2.9	3.2	0.1	0.0	0.0	0.1
Myanmar	518	0.5	0.2	0.1	0.1	0.2	0.2	1.9	0.1	0.5	0.1	0.8	0.5
Nepal	558	0.2	0.0	0.0	0.0	0.2	0.0	0.2	0.0	0.0	0.1	0.0	0.1
Papua New Guinea	853	0.0	0.0	0.0	0.0	0.1	0.0	0.1	0.0
Philippines	566	17.1	7.9	3.0	2.9	4.7	6.6	25.8	7.6	6.7	6.8	6.1	6.2
Sri Lanka	524	5.1	0.6	0.8	1.6	1.5	1.1	4.8	1.1	1.5	0.8	1.5	1.1

Slovenia (961)

In Millions of U.S. Dollars

		Exports (FOB)						Imports (CIF)					
		2016	2015Q4	2016Q1	2016Q2	2016Q3	2016Q4	2016	2015Q4	2016Q1	2016Q2	2016Q3	2016Q4
Thailand	578	41.0	8.2	8.5	12.5	9.6	10.4	36.2	10.0	7.4	12.0	8.8	8.0
Vietnam	582	65.8	10.9	15.7	18.2	15.3	16.6	42.8	7.7	17.9	7.4	9.1	8.4
Asia n.s.	598	0.1	0.0	0.1	0.0	0.0	0.0	0.0	0.0
Europe	170	10,204.7	2,495.1	2,375.0	2,664.7	2,572.2	2,592.8	7,456.5	1,791.3	1,708.9	1,941.0	1,836.8	1,969.8
Emerg. & Dev. Europe	903	8,939.5	2,133.7	2,117.2	2,375.6	2,250.0	2,196.7	7,095.1	1,696.1	1,600.7	1,842.9	1,772.7	1,878.8
Albania	914	64.3	14.6	14.3	14.5	18.2	17.2	4.5	0.9	0.4	0.7	0.8	2.6
Bosnia and Herzegovina	963	1,002.3	227.3	219.8	265.4	261.5	255.7	863.9	196.4	210.5	227.5	215.0	211.0
Bulgaria	918	234.9	50.6	57.5	63.6	55.9	57.9	112.6	28.9	30.1	28.2	25.2	29.2
Croatia	960	2,411.6	546.6	548.7	668.7	617.2	577.0	1,671.8	397.9	357.1	444.5	417.8	452.4
Faroe Islands	816	0.7	0.1	0.0	0.3	0.2	0.3
Gibraltar	823	0.1	0.0	0.1	0.0	0.0	0.1	0.1
Hungary	944	1,453.5	331.9	362.9	392.1	356.4	342.0	1,118.9	270.4	271.2	302.2	268.9	276.6
Kosovo	967	149.2	36.0	30.9	40.9	39.1	38.3	3.1	0.5	0.7	0.9	0.8	0.7
Macedonia, FYR	962	244.2	61.9	56.4	58.1	66.6	63.0	112.2	29.5	23.6	28.6	27.8	32.2
Montenegro	943	133.1	31.1	27.3	40.4	35.2	30.2	13.3	3.7	2.9	3.3	4.2	3.0
Poland	964	1,239.1	324.3	311.6	311.1	307.9	308.5	766.6	177.8	174.6	207.4	187.5	197.1
Romania	968	504.9	134.7	137.8	120.8	124.4	121.9	331.9	76.4	86.0	94.0	74.5	77.4
Serbia, Republic of	942	1,191.8	293.5	272.9	322.0	293.6	303.2	767.3	165.4	165.1	194.1	200.3	207.8
Turkey	186	310.0	81.0	77.0	77.6	73.7	81.6	1,329.0	348.3	278.7	311.6	349.8	388.9
CIS	901	1,265.1	361.4	257.8	289.1	322.3	396.0	361.3	95.2	108.1	98.1	64.0	91.0
Armenia	911	8.8	2.4	2.0	2.4	1.7	2.7	0.1	0.0	0.0	0.0	0.0	0.0
Azerbaijan, Rep. of	912	22.2	7.8	4.1	7.1	5.2	5.9	6.1	0.1	1.7	0.3	4.0
Belarus	913	44.1	15.7	11.9	9.0	10.5	12.6	12.3	2.3	1.9	3.0	3.3	4.1
Georgia	915	26.5	7.9	7.6	7.0	5.7	6.2	1.7	4.4	0.0	0.7	0.5	0.4
Kazakhstan	916	75.0	22.4	16.6	15.7	18.8	23.9	28.6	6.7	7.2	6.7	6.6	8.2
Kyrgyz Republic	917	10.4	2.5	2.8	3.0	2.3	2.4	0.2	0.0	0.0	0.1	0.1
Moldova	921	22.1	7.6	3.7	5.5	5.3	7.6	3.6	0.3	0.4	1.3	0.9	1.0
Russian Federation	922	871.8	243.0	163.1	193.7	229.9	285.1	279.9	76.7	91.9	75.5	44.9	67.7
Tajikistan	923	4.3	2.0	0.5	0.9	1.2	1.6	2.5	1.6	0.9
Turkmenistan	925	22.2	6.2	10.8	3.9	3.7	3.9	0.0	0.0	0.0
Ukraine	926	134.6	35.5	30.0	33.7	32.5	38.3	26.1	4.7	5.0	8.1	7.6	5.3
Uzbekistan	927	23.1	8.5	4.6	7.1	5.5	5.8	0.3	0.0	0.0	0.1	0.1
Mid East, N Africa, Pak	440	814.5	220.7	207.0	196.1	195.9	215.6	510.5	106.6	111.1	129.9	117.4	152.1
Afghanistan, I.R. of	512	0.2	0.1	0.1	0.0	0.1	0.0	0.0	0.0	0.0
Algeria	612	175.0	70.6	57.9	31.3	32.2	53.7	1.2	0.0	0.0	1.2
Bahrain, Kingdom of	419	5.9	1.0	1.0	1.5	1.7	1.7	0.2	0.2	0.0	0.0	0.0	0.1
Djibouti	611	4.7	2.1	1.8	1.8	0.2	0.9
Egypt	469	96.3	24.1	20.4	23.6	24.2	28.1	61.4	8.6	20.6	28.2	6.2	6.4
Iran, I.R. of	429	58.9	10.4	13.2	9.8	15.3	20.5	2.1	0.4	0.2	0.5	0.8	0.7
Iraq	433	19.9	7.9	1.8	3.9	5.2	9.0	0.0	0.0	0.0
Jordan	439	26.8	5.4	5.0	5.2	6.7	10.0	1.4	0.4	0.8	0.2	0.4	0.0
Kuwait	443	16.3	4.1	4.1	3.3	3.9	5.0	2.2	0.7	0.7	0.4	0.7	0.3
Lebanon	446	46.6	8.5	11.9	14.6	12.9	7.2	2.5	1.6	0.5	0.5	0.2	1.2
Libya	672	17.5	5.2	5.5	5.9	2.8	3.5	10.5	0.0	2.7	1.8	5.9
Morocco	686	31.1	7.5	7.5	10.4	6.5	6.7	279.5	78.2	62.2	79.2	48.7	89.4
Oman	449	13.8	2.9	2.3	3.1	5.1	3.3	5.7	0.0	0.2	4.8	0.7
Pakistan	564	14.3	1.8	1.3	3.1	5.9	4.0	26.8	5.4	6.7	7.4	6.3	6.4
Qatar	453	15.4	4.7	3.7	5.5	2.0	4.2	14.5	5.3	7.8	2.9	2.0	1.7
Saudi Arabia	456	97.4	26.5	28.2	26.3	25.5	17.4	83.3	2.3	2.9	5.6	39.4	35.3
Somalia	726	0.7	0.2	0.0	0.2	0.1	0.3
Sudan	732	10.0	1.9	1.4	2.7	4.6	1.3	0.0	0.0	0.0	0.0	0.0
Syrian Arab Republic	463	3.6	0.9	0.9	0.8	1.2	0.8	0.1	0.0	0.0	0.0	0.0
Tunisia	744	34.3	7.6	10.8	9.4	7.8	6.3	9.3	1.9	2.5	1.7	2.9	2.3
United Arab Emirates	466	112.4	26.9	27.6	30.2	27.2	27.3	9.9	1.7	3.5	3.1	1.7	1.6
West Bank and Gaza	487	0.5	0.1	0.1	0.1	0.2	0.1
Yemen, Republic of	474	12.8	0.2	0.5	3.3	4.7	4.2
Sub-Saharan Africa	603	98.3	26.8	23.2	22.9	25.7	26.5	91.9	25.8	21.2	29.8	19.4	21.5
Angola	614	0.8	0.8	0.0	0.4	0.3	0.0	0.0	0.0
Benin	638	0.1	0.1	0.0	0.0
Botswana	616	0.1	0.0	0.0	0.0	0.0	0.0	0.0

Slovenia (961)

In Millions of U.S. Dollars

		Exports (FOB)						Imports (CIF)					
		2016	2015Q4	2016Q1	2016Q2	2016Q3	2016Q4	2016	2015Q4	2016Q1	2016Q2	2016Q3	2016Q4
Burkina Faso	748	0.2	0.0	0.0	0.0	0.1	0.1	0.2	0.0	0.1	0.1	0.1	0.0
Burundi	618	0.0	0.0	0.0	0.3	0.1	0.2
Cabo Verde	624	0.1	0.1	0.0	0.0	0.0	0.0
Cameroon	622	0.7	0.3	0.2	0.2	0.3	0.1	0.4	0.3	0.0	0.1	0.1	0.1
Central African Rep.	626	0.0	0.0	0.0	0.1	0.0	0.1
Chad	628	1.0	0.0	1.0
Congo, Dem. Rep. of	636	0.1	0.1	0.0	0.0	0.0	0.1	0.0	0.0	0.0
Congo, Republic of	634	0.9	0.8	0.1	0.0	0.2	0.0	0.1	0.1	0.0
Côte d'Ivoire	662	0.6	0.3	0.2	0.2	0.2	0.1	10.8	1.6	2.8	2.3	3.6	2.2
Equatorial Guinea	642	0.3	0.0	0.2	0.1
Ethiopia	644	9.0	3.1	1.9	3.6	2.3	1.3	0.5	0.2	0.1	0.2	0.1	0.2
Gabon	646	0.4	0.1	0.1	0.1	0.1	0.1
Gambia, The	648	0.6	0.1	0.0	0.0	0.0	0.5
Ghana	652	6.6	2.2	1.5	1.5	2.0	1.6	0.0	0.0	0.0
Guinea-Bissau	654	0.4	0.1	0.1	0.1	0.1	0.1	0.0	0.0	0.0
Kenya	664	3.5	0.4	0.5	0.2	0.3	2.4	0.1	0.4	0.0	0.0	0.0	0.0
Liberia	668	0.4	0.0	0.0	0.4	0.1	0.0	0.1	0.0
Madagascar	674	0.5	0.1	0.1	0.1	0.1	0.2	3.5	0.5	0.3	1.7	1.5	0.0
Malawi	676	0.1	0.0	0.1
Mali	678	0.6	0.2	0.1	0.2	0.1	0.3	0.0	0.0
Mauritius	684	1.7	0.9	1.2	0.2	0.2	0.2	0.1	0.0	0.1	0.0	0.0
Mozambique	688	0.0	0.1	0.0	0.0	0.0	52.7	16.9	12.5	19.0	9.0	12.2
Namibia	728	0.0	0.3	0.0	0.0	0.0
Niger	692	0.3	0.1	0.1	0.1	0.1	0.1	0.0	0.0
Nigeria	694	7.8	2.0	1.6	1.4	2.1	2.7	0.1	0.0	0.0	0.0	0.0	0.0
Rwanda	714	0.4	1.5	0.2	0.1	0.1	0.1	0.1	0.1
Senegal	722	1.7	0.2	0.3	0.2	1.0	0.3	0.0	0.0	0.0	0.0
Seychelles	718	1.6	0.1	0.2	0.0	0.6	0.9	0.0	0.0
Sierra Leone	724	0.1	0.0	0.0	0.0	0.0	0.0	0.0	0.0	0.0	0.0
South Africa	199	43.3	12.2	11.9	10.1	12.3	9.0	21.0	5.3	4.7	5.9	4.3	6.1
Tanzania	738	0.7	0.6	0.1	0.0	0.1	0.4	0.0	0.0	0.0	0.0
Togo	742	0.1	0.0	0.0	0.0	0.0	0.0	0.0
Uganda	746	2.1	0.2	0.0	0.0	0.5	1.5	0.2	0.1	0.0	0.0	0.1	0.0
Zambia	754	11.4	0.4	2.8	3.1	2.8	2.7	0.0	0.0
Zimbabwe	698	0.1	0.0	0.0	0.0	0.1	1.4	0.3	0.5	0.4	0.3	0.3
Western Hemisphere	205	227.5	49.5	46.3	57.7	57.5	66.0	447.6	125.3	105.8	127.6	103.6	110.6
Argentina	213	28.6	6.8	7.4	6.1	8.2	7.0	44.1	20.7	7.0	8.3	12.7	16.1
Aruba	314	0.1	0.0	0.0	0.1	0.1	0.0	0.0	0.0	0.0	0.0
Bahamas, The	313	1.2	0.4	0.0	0.3	0.7	0.2	0.0	0.0	0.0
Barbados	316	0.1	0.0	0.0	0.0	0.0	0.0
Bermuda	319	0.1	0.0	0.0	0.0	0.0
Bolivia	218	0.2	0.1	0.0	0.0	0.1	0.1	0.0	0.0	0.0
Brazil	223	43.4	9.3	9.4	11.8	10.9	11.3	327.8	78.0	74.9	94.9	77.4	80.5
Chile	228	13.7	3.4	2.9	4.5	3.0	3.3	8.9	4.1	2.6	2.3	1.8	2.1
Colombia	233	18.8	5.1	4.1	4.4	4.1	6.2	12.7	1.5	3.7	2.3	2.6	4.1
Costa Rica	238	1.5	2.0	0.2	0.4	0.2	0.7	3.4	1.4	0.0	0.1	0.0	3.3
Curacao	354	1.1	0.2	0.4	0.2	0.3	0.2	0.0	0.0
Dominican Republic	243	4.4	0.4	1.0	0.3	0.2	3.0	0.0	0.0	0.0	0.0	0.0	0.0
Ecuador	248	2.4	0.6	0.4	0.6	0.6	0.9	24.2	8.1	12.1	6.6	4.8	0.7
El Salvador	253	0.2	0.0	0.0	0.0	0.2	0.0	0.0	0.0	0.0	0.0	0.0	0.0
Guatemala	258	1.3	0.0	0.1	0.0	0.0	1.2	0.2	0.1	0.1	0.0	0.1
Guyana	336	0.1	0.0	0.1	2.0	0.6	1.2	0.9
Haiti	263	0.5	0.1	0.3	0.0	0.1	0.0	0.0	0.0	0.0
Honduras	268	0.3	0.0	0.2	0.1	0.0	0.0	1.0	0.2	0.0	0.8	0.0	0.2
Jamaica	343	0.3	0.1	0.1	0.1	0.0	0.0	6.3
Mexico	273	84.3	15.1	16.4	20.5	23.7	23.7	12.6	3.3	1.8	4.3	3.2	3.2
Nicaragua	278	1.1	0.0	0.2	0.3	0.1	0.5	0.0	0.0	0.0	0.0	0.0	0.0
Panama	283	11.0	1.9	1.0	2.4	2.8	4.8	0.1	0.1	0.0	0.1	0.0
Paraguay	288	1.5	0.6	0.1	0.3	0.5	0.5	0.0	0.0	0.0	0.0
Peru	293	3.8	1.3	0.8	1.1	0.9	1.1	0.9	0.1	0.2	0.2	0.2	0.2

Slovenia (961)

In Millions of U.S. Dollars

		Exports (FOB)						Imports (CIF)					
		2016	2015Q4	2016Q1	2016Q2	2016Q3	2016Q4	2016	2015Q4	2016Q1	2016Q2	2016Q3	2016Q4
Sint Maarten	352	0.1	0.3	0.0	0.0	0.0	0.0	0.0	0.0	0.0
St. Kitts and Nevis	361	0.2	0.1	0.0	0.1	0.0
Suriname	366	0.3	0.0	0.0	0.0	0.0	0.2	0.2	0.0	0.1	0.1	0.0
Trinidad and Tobago	369	1.3	0.7	0.4	0.5	0.2	0.2	0.0	0.0	0.0	0.0
Uruguay	298	2.2	0.5	1.0	0.1	0.6	0.5	0.5	0.0	0.3	0.1	0.2	0.0
Venezuela, Rep. Bol.	299	1.0	0.2	0.1	0.7	0.1	0.1	6.8	0.4	0.4	6.5	0.0	0.0
Western Hem. n.s.	399	2.4	0.1	0.0	2.4	0.0	0.0	2.0	0.2	1.5	0.1	0.5	0.0
Other Countries n.i.e	910	2.3	0.7	0.4	0.8	0.7	0.3	0.4	0.0	0.0	0.0	0.2	0.1
Cuba	928	2.2	0.7	0.4	0.8	0.7	0.3	0.0	0.0	0.0	0.0	0.0	0.0
Korea, Dem. People's Rep.	954	0.0	0.0	0.4	0.0	0.0	0.2	0.1
Special Categories	899	3.6	1.0	1.0	1.1	0.7	0.8
Countries & Areas n.s.	898	0.0	2.3	0.0	99.2	28.6	20.0	21.8	12.8	44.6
Memorandum Items													
Africa	605	354.1	116.8	102.6	78.6	77.1	95.8	382.0	105.9	85.9	110.7	72.2	113.2
Middle East	405	544.2	128.8	126.2	137.1	138.6	142.3	193.7	21.1	39.8	41.6	58.3	54.0
European Union	998	24,766.4	6,119.7	6,179.4	6,483.9	6,045.2	6,058.0	21,607.5	5,383.2	5,109.1	5,681.1	5,302.4	5,514.9
Export earnings: fuel	080	1,571.5	449.4	347.2	353.5	390.6	480.2	488.4	104.0	133.3	112.2	111.8	131.1
Export earnings: nonfuel	092	31,313.3	7,688.3	7,669.8	8,183.0	7,713.7	7,746.8	30,000.9	7,555.7	7,202.3	7,741.3	7,404.5	7,652.7

Solomon Islands (813)

In Millions of U.S. Dollars

		Exports (FOB)						Imports (CIF)					
		2016	2015Q4	2016Q1	2016Q2	2016Q3	2016Q4	2016	2015Q4	2016Q1	2016Q2	2016Q3	2016Q4
IFS World		132.0	94.0	116.3	96.8
World	001	438.0	109.0	97.2	98.0	121.7	121.1	454.8	126.3	110.7	131.7	98.3	114.2
Advanced Economies	110	98.5	26.6	20.7	23.1	36.4	18.3	221.1	60.7	57.6	62.0	42.4	59.0
Euro Area	163	35.0	8.5	7.0	11.9	10.5	5.6	3.9	1.4	1.4	1.1	0.4	1.1
Austria	122	0.0 r	0.1 e	0.1 e	0.0 e	0.1 e
Belgium	124	0.1	0.0 r	0.0 r	0.0 r	0.0 r	0.8 e	0.4 e	0.6 e	0.1 e	0.0 e	0.0 e
Cyprus	423	0.0 e	0.0 e	0.1 e	0.1 e
France	132	0.4	0.0 r	0.0 r	0.1 r	0.2 r	0.1 r	0.4 e	0.2 e	0.1 e	0.1 e	0.1 e	0.1 e
Germany	134	0.1	0.0 r	0.1 r	0.8 e	0.3 e	0.3 e	0.1 e	0.1 e	0.3 e
Greece	174	0.1	0.1 r	0.0 e	0.0 e
Italy	136	30.5	8.3 r	6.6 r	9.8 r	9.7 r	4.4 r	0.2 e	0.0 e	0.1 e	0.0 e	0.1 e
Luxembourg	137	0.1 e	0.1 e
Malta	181	0.4 e	0.4 e
Netherlands	138	3.0	0.1 r	0.1 r	1.5 r	0.3 r	1.1 r	0.9 e	0.3 e	0.3 e	0.2 e	0.2 e	0.2 e
Spain	184	0.8	0.1 r	0.2 r	0.4 r	0.2 r	0.1 r	0.2 e	0.0 e	0.1 e	0.0 e	0.0 e
Australia	193	5.1	1.8 r	1.9 r	3.2 r	70.8 e	29.1 e	27.1 e	22.3 e	2.1 e	19.3 e
Canada	156	0.1	0.0 r	0.0 r	0.0 r	0.0 r	0.0 r	0.2 e	0.0 e	0.0 e	0.1 e	0.0 e	0.0 e
China,P.R.: Hong Kong	532	6.1	0.1 r	0.0 r	4.0 r	0.3 r	1.8 r	7.8 e	2.3 e	1.8 e	1.6 e	1.5 e	2.9 e
China,P.R.: Macao	546	0.3 e	0.3 e
Denmark	128	0.0	0.0 r	0.0 r	0.0 r	0.0 r	0.3 e	0.3 e	0.0 e	0.0 e	0.0 e	0.2 e
Japan	158	3.2	3.6 r	1.1 r	0.9 r	0.8 r	0.4 r	23.9 e	4.9 e	4.0 e	4.5 e	8.1 e	7.3 e
Korea, Republic of	542	3.4	0.9 r	1.2 r	0.6 r	1.0 r	0.6 r	22.9 e	5.4 e	5.4 e	6.2 e	6.6 e	4.6 e
New Zealand	196	2.3	0.5 r	0.5 r	0.5 r	0.7 r	0.6 r	22.8 e	7.2 e	5.9 e	6.2 e	6.0 e	4.7 e
Singapore	576	0.9	0.0 r	0.0 r	0.0 r	0.8 r	44.0 e	5.8 e	6.7 e	16.7 e	10.0 e	10.7 e
Sweden	144	0.4 e	0.0 e	0.3 e	0.1 e	0.0 e
Switzerland	146	14.5	0.8 r	3.8 r	2.9 r	4.0 r	3.8 r	0.6 e	0.0 e	0.1 e	0.0 e	0.5 e
Taiwan Prov.of China	528	6.7 e	2.8 e	1.3 e	2.1 e	2.3 e	1.0 e	11.4 e	2.6 e	3.3 e	1.6 e	2.4 e	4.1 e
United Kingdom	112	19.3	7.6 r	5.4 r	0.0 r	13.8 r	0.0 r	0.7 e	0.2 e	0.1 e	0.1 e	0.2 e	0.2 e
United States	111	1.9	0.1 r	0.2 r	0.1 r	1.1 r	0.4 r	11.1 e	1.3 e	1.5 e	1.5 e	4.1 e	4.0 e
Emerg. & Dev. Economies	200	339.2	82.2	76.4	74.8	85.2	102.8	233.8	65.7	53.0	69.7	55.9	55.1
Emerg. & Dev. Asia	505	338.3	82.0	76.2	74.5	85.0	102.5	232.7	65.3	52.7	69.4	55.6	54.9
Bangladesh	513	1.2	0.2 r	0.2 r	0.3 r	0.3 r	0.3 r
China,P.R.: Mainland	924	273.3	58.6 r	62.7 r	60.4 r	68.9 r	81.3 r	115.8 e	39.6 e	27.3 e	36.9 e	25.9 e	25.7 e
Fiji	819	1.1	0.4 r	0.3 r	0.3 r	0.3 r	0.3 r	10.9 e	2.5 e	2.1 e	2.3 e	3.7 e	2.8 e
F.T. New Caledonia	839	0.2	0.1 r	0.0 r	0.0 r	0.1 r	0.1 r	0.1 e	0.0 e	0.0 e	0.0 e	0.0 e	0.0 e
India	534	17.2	14.3 r	3.2 r	3.4 r	2.2 r	8.3 r	3.6 e	0.5 e	1.5 e	1.0 e	0.8 e	0.4 e
Indonesia	536	2.0	0.1 r	1.8 r	0.1 r	0.1 r	0.1 r	13.3 e	2.2 e	2.7 e	3.1 e	3.4 e	4.0 e
Kiribati	826	0.4	0.0 r	0.1 r	0.1 r	0.1 r	0.1 r	0.1 e	0.0 e	0.0 e	0.0 e	0.0 e	0.0 e
Malaysia	548	12.8	2.6 r	1.2 r	2.9 r	4.3 r	4.4 r	43.3 e	8.3 e	8.3 e	15.3 e	9.4 e	10.3 e
Nauru	836	0.3	0.1 r	0.1 r	0.1 r	0.1 r	0.1 r
Papua New Guinea	853	0.9	0.2 r	0.2 r	0.2 r	0.2 r	0.2 r	20.0 e	5.6 e	5.2 e	4.5 e	4.9 e	5.4 e
Philippines	566	16.2	4.0 r	3.5 r	4.1 r	4.3 r	4.3 r	1.4 e	0.1 e	0.1 e	0.3 e	0.5 e	0.5 e
Thailand	578	3.7	0.6 r	1.2 r	0.4 r	1.5 r	0.6 r	11.3 e	3.2 e	2.7 e	2.7 e	3.7 e	2.2 e
Tonga	866	1.3	0.0 r	0.2 r	0.3 r	0.4 r	0.4 r	0.0 e	0.0 e	0.0 e	0.0 e	0.0 e	0.0 e
Vanuatu	846	1.5	0.2 r	0.3 r	0.4 r	0.4 r	0.4 r	0.7 e	0.3 e	0.2 e	0.2 e	0.2 e	0.2 e
Vietnam	582	6.1	0.5 r	1.2 r	1.5 r	1.7 r	1.7 r	12.2 e	2.9 e	2.7 e	3.0 e	3.2 e	3.3 e
Europe	170	0.0	0.0	0.0	0.0	0.0	0.0	0.1	0.0	0.0	0.0	0.0	0.0
Emerg. & Dev. Europe	903	0.0	0.0	0.0	0.0	0.0	0.0	0.1	0.0	0.0	0.0	0.0	0.0
Mid East, N Africa, Pak	440	0.4	0.0	0.1	0.1	0.1	0.1	0.0	0.0	0.0	0.0	0.0	0.0
United Arab Emirates	466	0.3	0.1 r	0.1 r	0.1 r	0.1 r
Sub-Saharan Africa	603	0.4	0.1	0.1	0.1	0.1	0.1	0.7	0.2	0.2	0.2	0.2	0.2
Kenya	664	0.0 e	0.0 e	0.0 e	0.0 e	0.0 e	0.0 e	0.6 e	0.2 e	0.1 e	0.2 e	0.1 e	0.1 e
Madagascar	674	0.1 e	0.0 e	0.0 e	0.0 e	0.0 e	0.0 e
Malawi	676	0.1 e	0.0 e	0.0 e	0.0 e	0.0 e	0.0 e
Nigeria	694	0.3 e	0.1 e	0.1 e	0.1 e	0.1 e	0.1 e
Western Hemisphere	205	0.2	0.0	0.0	0.0	0.0	0.0	0.3	0.1	0.1	0.1	0.1	0.0
Argentina	213	0.1 e	0.0 e	0.0 e	0.0 e	0.0 e	0.0 e
Brazil	223	0.1 e	0.1 e	0.0 e	0.0 e	0.0 e
Colombia	233	0.1 e	0.0 e	0.0 e	0.0 e	0.0 e	0.0 e	0.1 e	0.0 e	0.0 e	0.0 e	0.0 e
Haiti	263	0.1 e	0.0 e	0.0 e	0.0 e	0.0 e	0.0 e

Solomon Islands (813)

In Millions of U.S. Dollars

		Exports (FOB)						Imports (CIF)					
		2016	2015Q4	2016Q1	2016Q2	2016Q3	2016Q4	2016	2015Q4	2016Q1	2016Q2	2016Q3	2016Q4
Other Countries n.i.e	910	0.3	0.1	0.1	0.1	0.1	0.1
Korea, Dem. People's Rep.	954	0.3	0.1 r	0.1 r	0.1 r	0.1 r	0.1 r
Memorandum Items													
Africa	605	0.4	0.1	0.1	0.1	0.1	0.1	0.7	0.2	0.2	0.2	0.2	0.2
Middle East	405	0.4	0.0	0.1	0.1	0.1	0.1
European Union	998	54.3	16.1	12.4	11.9	24.3	5.7	5.3	2.0	1.8	1.3	0.7	1.5
Export earnings: fuel	080	0.7	0.1	0.1	0.2	0.2	0.2	0.1	0.0	0.0	0.0	0.0
Export earnings: nonfuel	092	437.3	108.8	97.0	97.8	121.5	121.0	454.8	126.3	110.7	131.7	98.2	114.2

Somalia (726)

In Millions of U.S. Dollars

		Exports (FOB)						Imports (CIF)					
		2016	2015Q4	2016Q1	2016Q2	2016Q3	2016Q4	2016	2015Q4	2016Q1	2016Q2	2016Q3	2016Q4
IFS World	
World	001	745.5	237.7	182.5	198.2	186.5	178.3	2,273.3	635.7	519.6	587.5	578.5	587.7
Advanced Economies	110	25.9	8.4	6.2	7.2	6.4	6.0	162.3	43.9	30.2	52.9	44.9	34.3
Euro Area	163	13.1	2.5	4.0	4.4	2.2	2.5	84.4	29.7	14.4	24.0	24.9	21.1
Austria	122	0.0 e	0.0 e	0.0 e	0.0 e	0.0 e	0.0 e	0.8 e	0.6 e	0.1 e	0.1 e	0.4 e	0.2 e
Belgium	124	0.0 e	6.7 e	1.6 e	0.2 e	5.0 e	0.4 e	1.1 e
Cyprus	423	1.7 e	0.5 e	0.3 e	0.5 e	0.4 e	0.4 e
Finland	172	0.2 e	0.5 e	0.1 e	0.0 e	0.0 e	0.1 e
France	132	10.4 e	2.2 e	3.5 e	3.9 e	1.5 e	1.6 e	12.6 e	5.1 e	1.1 e	0.8 e	6.4 e	4.3 e
Germany	134	0.9 e	0.3 e	0.2 e	0.2 e	0.4 e	0.1 e	11.0 e	8.5 e	3.9 e	1.0 e	3.7 e	2.5 e
Greece	174	0.1 e	0.1 e	0.4 e	0.2 e	0.0 e	0.2 e	0.1 e	0.1 e
Ireland	178	0.0 e	0.0 e	0.0 e	0.0 e	0.0 e	0.0 e	1.0 e	0.4 e	0.2 e	0.5 e	0.1 e	0.2 e
Italy	136	0.9 e	0.1 e	0.2 e	0.1 e	0.2 e	0.4 e	23.9 e	6.3 e	3.8 e	9.3 e	6.1 e	4.8 e
Lithuania	946	0.1 e	0.0 e	0.0 e	0.1 e	0.0 e
Luxembourg	137	0.7 e
Malta	181	1.1 e	0.9 e	0.1 e	0.0 e	0.1 e
Netherlands	138	0.3 e	0.0 e	0.0 e	0.3 e	12.1 e	3.1 e	2.9 e	3.5 e	3.3 e	2.4 e
Portugal	182	0.5 e	0.2 e	0.1 e	0.0 e	0.1 e	0.3 e
Slovak Republic	936	0.0 e	0.0 e	0.0 e	0.1 e	0.3 e	0.0 e	0.0 e	0.1 e	0.0 e
Slovenia	961	0.7 e	0.2 e	0.0 e	0.2 e	0.1 e	0.3 e
Spain	184	0.5 e	0.0 e	0.0 e	0.3 e	0.0 e	0.1 e	11.4 e	1.6 e	0.9 e	2.6 e	3.5 e	4.4 e
Australia	193	0.4 e	0.1 e	0.1 e	0.1 e	0.1 e	0.4 e	0.0 e	0.2 e	0.0 e	0.0 e	0.1 e
Canada	156	0.2 e	0.1 e	0.1 e	0.0 e	0.1 e	0.1 e	2.0 e	0.1 e	0.9 e	0.2 e	0.4 e	0.5 e
China,P.R.: Hong Kong	532	0.5 e	0.1 e	0.2 e	0.0 e	0.0 e	0.2 e	1.8 e	0.4 e	0.2 e	0.4 e	0.7 e	0.5 e
Czech Republic	935	0.2 e	0.0 e	0.1 e	0.1 e	0.0 e	0.0 e
Denmark	128	2.6 e	1.5 e	0.4 e	1.0 e	0.5 e	0.7 e
Japan	158	7.9 e	1.1 e	0.8 e	1.8 e	3.2 e	2.2 e	3.8 e	1.2 e	1.1 e	0.9 e	0.6 e	1.3 e
Korea, Republic of	542	1.6 e	4.1 e	0.5 e	0.1 e	0.7 e	0.4 e	9.6 e	1.9 e	2.8 e	3.2 e	1.4 e	2.3 e
New Zealand	196	0.0 e	0.0 e	0.0 e	0.0 e	2.5 e	0.0 e	0.3 e	2.2 e
Norway	142	0.0 e	0.0 e	0.0 e	0.5 e	0.1 e	0.3 e	0.1 e	0.0 e	0.1 e
Singapore	576	0.5 e	0.1 e	0.1 e	0.3 e	0.1 e	0.7 e	0.0 e	0.3 e	0.3 e	0.1 e
Sweden	144	0.2 e	0.0 e	0.0 e	0.0 e	0.0 e	0.2 e	1.6 e	0.2 e	0.3 e	0.3 e	0.7 e	0.3 e
Switzerland	146	0.1 e	0.0 e	0.0 e	0.0 e	0.0 e	0.0 e	0.4 e	0.2 e	0.1 e	0.1 e	0.1 e	0.1 e
Taiwan Prov.of China	528	0.0 e	0.0 e	0.0 e	0.0 e	0.0 e	0.0 e	1.0 e	0.0 e	0.0 e	0.1 e	0.5 e	0.4 e
United Kingdom	112	0.3 e	0.0 e	0.1 e	0.1 e	0.0 e	0.1 e	11.7 e	2.2 e	2.8 e	3.7 e	2.5 e	2.8 e
United States	111	0.9 e	0.3 e	0.2 e	0.4 e	0.1 e	0.2 e	39.1 e	6.3 e	6.5 e	18.6 e	11.9 e	2.1 e
Emerg. & Dev. Economies	200	719.6	229.2	176.3	190.9	180.1	172.3	2,110.9	591.8	489.4	534.6	533.6	553.4
Emerg. & Dev. Asia	505	27.7	10.3	3.2	9.6	6.8	8.1	1,112.4	220.9	253.3	299.4	272.6	287.0
China,P.R.: Mainland	924	11.0 e	7.7 e	2.4 e	3.6 e	0.7 e	4.4 e	425.5 e	85.9 e	69.0 e	120.4 e	114.4 e	121.7 e
India	534	16.5 e	2.3 e	0.7 e	6.1 e	6.0 e	3.7 e	536.2 e	101.8 e	150.6 e	136.8 e	121.6 e	127.2 e
Indonesia	536	45.0 e	9.9 e	10.8 e	11.1 e	10.7 e	12.3 e
Malaysia	548	88.0 e	18.6 e	18.6 e	23.2 e	22.5 e	23.5 e
Philippines	566	0.0 e	0.0 e	0.0 e	0.0 e	0.0 e	0.5 e	0.5 e	0.1 e	0.1 e	0.1 e	0.1 e
Sri Lanka	524	0.0 e	0.0 e	0.0 e	0.0 e	0.0 e	0.1 e	0.1 e	0.0 e	0.0 e	0.0 e	0.0 e
Thailand	578	0.2 e	0.3 e	0.2 e	0.0 e	0.0 e	0.0 e	17.1 e	4.0 e	4.2 e	7.7 e	3.1 e	2.1 e
Europe	170	15.2	0.5	0.7	4.0	10.0	0.5	146.1	21.7	38.2	38.2	34.7	35.0
Emerg. & Dev. Europe	903	2.1	0.5	0.7	1.0	0.0	0.3	130.4	20.4	35.0	36.5	30.3	28.6
Bulgaria	918	0.9 e	0.0 e	0.8 e	0.1 e
Croatia	960	1.4 e	0.1 e	0.6 e	0.7 e
Hungary	944	0.0 e	0.0 e	0.0 e	0.1 e	0.0 e	0.1 e	0.0 e
Poland	964	0.0 e	0.0 e	0.0 e	0.7 e	0.4 e	0.1 e	0.2 e	0.1 e	0.3 e
Romania	968	0.0 e	0.0 e	4.1 e	0.1 e	0.0 e	2.7 e	1.3 e	0.1 e
Serbia, Republic of	942	0.0 e	0.0 e	0.0 e	0.3 e	0.1 e	0.2 e	0.1 e	0.0 e
Turkey	186	2.0 e	0.5 e	0.7 e	1.0 e	0.0 e	0.3 e	122.8 e	19.9 e	34.5 e	33.4 e	27.6 e	27.3 e
CIS	901	13.1	0.0	0.0	3.0	10.0	0.2	15.7	1.2	3.2	1.8	4.4	6.3
Belarus	913	12.9 e	3.0 e	9.9 e	0.1 e	0.0 e	0.1 e
Kazakhstan	916	0.0 e	0.0 e	0.0 e	0.0 e	0.0 e	0.0 e	0.8 e	0.7 e	0.4 e	0.2 e	0.1 e	0.1 e
Moldova	921	0.1 e	0.0 e	0.0 e	0.0 e	0.0 e
Russian Federation	922	0.0 e	0.0 e	0.0 e	0.0 e	0.0 e	0.0 e	0.8 e	0.4 e	0.5 e	0.0 e	0.1 e	0.1 e
Ukraine	926	0.2 e	0.0 e	0.0 e	0.2 e	13.9 e	0.1 e	2.3 e	1.5 e	4.0 e	6.1 e

Somalia (726)

In Millions of U.S. Dollars

		Exports (FOB)						Imports (CIF)					
		2016	2015Q4	2016Q1	2016Q2	2016Q3	2016Q4	2016	2015Q4	2016Q1	2016Q2	2016Q3	2016Q4
Mid East, N Africa, Pak	440	646.7	210.9	165.6	169.0	155.9	156.1	572.5	149.1	130.5	132.0	152.8	157.2
Bahrain, Kingdom of	419	3.9 e	1.2 e	1.0 e	1.0 e	0.9 e	1.1 e	0.4 e	0.1 e	0.1 e	0.1 e	0.1 e	0.1 e
Djibouti	611	11.3 e	3.0 e	2.4 e	3.1 e	2.8 e	2.9 e	64.9 e	10.1 e	8.8 e	19.3 e	14.9 e	21.9 e
Egypt	469	1.2 e	0.1 e	0.3 e	0.3 e	0.3 e	0.3 e	48.5 e	18.5 e	11.4 e	12.6 e	11.9 e	12.6 e
Jordan	439	0.9 e	0.2 e	0.3 e	0.2 e	0.3 e	0.1 e	1.8 e	0.5 e	0.4 e	0.3 e	0.8 e	0.3 e
Kuwait	443	0.4 e	0.1 e	0.1 e	0.1 e	0.1 e	0.1 e
Lebanon	446	0.2 e	0.0 e	0.0 e	0.2 e	0.0 e	0.0 e	0.2 e	0.2 e	0.0 e	0.0 e	0.0 e	0.1 e
Oman	449	262.1 e	93.6 e	64.0 e	65.2 e	68.8 e	64.1 e	421.1 e	111.2 e	102.1 e	91.2 e	115.8 e	111.9 e
Pakistan	564	6.9 e	1.6 e	1.5 e	1.8 e	1.7 e	1.9 e	29.3 e	6.6 e	7.1 e	7.3 e	6.9 e	8.0 e
Qatar	453	0.4 e	0.1 e	0.1 e	0.1 e	0.1 e	0.1 e	0.5 e	0.2 e	0.1 e	0.1 e	0.1 e	0.1 e
Saudi Arabia	456	233.6 e	75.3 e	64.4 e	62.8 e	52.3 e	54.2 e
Sudan	732	0.7 e	0.0 e	0.1 e	0.1 e	0.4 e	0.2 e	0.5 e	0.5 e
Syrian Arab Republic	463	0.2 e	0.1 e	0.0 e	0.0 e	0.0 e	0.1 e	0.0 e	0.0 e	0.0 e	0.0 e	0.0 e	0.0 e
Tunisia	744	1.7 e	0.4 e	0.4 e	0.4 e	0.4 e	0.4 e	0.1 e	0.0 e	0.0 e	0.0 e	0.0 e	0.0 e
United Arab Emirates	466	102.2 e	30.7 e	25.6 e	26.8 e	23.5 e	26.3 e
Yemen, Republic of	474	21.0 e	4.7 e	5.4 e	6.9 e	4.2 e	4.5 e	5.1 e	1.9 e	0.4 e	0.4 e	2.2 e	2.1 e
Sub-Saharan Africa	603	30.0	7.5	6.7	8.3	7.4	7.6	192.7	185.9	47.0	51.2	48.0	46.4
Côte d'Ivoire	662	2.8 e	1.2 e	0.8 e	0.7 e	0.6 e	0.6 e
Ethiopia	644	2.3 e	0.5 e	0.5 e	0.6 e	0.6 e	0.6 e	8.1 e	137.8 e	2.1 e	2.3 e	2.1 e	1.7 e
Ghana	652	0.2 e	0.0 e	0.0 e	0.0 e	0.0 e	0.0 e
Kenya	664	1.3 e	0.4 e	0.3 e	0.3 e	0.3 e	0.3 e	170.4 e	42.9 e	42.3 e	44.2 e	41.5 e	42.3 e
Mauritius	684	0.0 e	0.0 e	0.0 e	0.0 e	0.0 e	0.1 e	0.0 e	0.0 e	0.0 e	0.0 e
Nigeria	694	23.4 e	5.3 e	5.0 e	6.6 e	5.8 e	6.1 e
Sierra Leone	724	0.1 e
South Africa	199	0.0 e	0.0 e	0.0 e	0.0 e	0.0 e	0.0 e	9.3 e	4.2 e	1.7 e	3.8 e	3.0 e	0.8 e
Tanzania	738	0.1 e	0.4 e	0.6 e	0.1 e	0.1 e	0.1 e	0.1 e
Uganda	746	4.2 e	0.4 e	0.8 e	0.8 e	1.1 e	1.5 e
Zambia	754	0.1 e	0.1 e
Western Hemisphere	205	0.1	0.0	0.0	0.0	0.0	0.0	87.3	14.2	20.4	13.7	25.5	27.7
Argentina	213	0.0 e	0.0 e	0.0 e	0.0 e	0.0 e	0.0 e	1.0 e	0.2 e	0.2 e	0.2 e	0.2 e	0.2 e
Brazil	223	0.0 e	0.0 e	0.0 e	0.0 e	0.0 e	0.0 e	86.3 e	14.0 e	20.2 e	13.4 e	25.2 e	27.5 e
Memorandum Items													
Africa	605	43.7	10.9	9.6	11.9	11.1	11.1	258.2	195.9	55.8	71.1	63.0	68.4
Middle East	405	626.1	205.9	161.2	163.6	150.5	150.7	477.6	132.5	114.5	104.8	130.9	127.3
European Union	998	13.7	2.6	4.1	4.5	2.3	2.7	107.8	34.1	18.3	31.9	31.3	26.2
Export earnings: fuel	080	647.1	210.8	165.6	169.4	155.7	156.3	428.6	114.4	103.6	92.1	118.5	114.4
Export earnings: nonfuel	092	98.4	26.8	16.9	28.7	30.8	22.0	1,844.6	521.3	416.0	495.4	460.0	473.3

South Africa (199)

In Millions of U.S. Dollars

		Exports (FOB)						Imports (FOB)					
		2016	2015Q4	2016Q1	2016Q2	2016Q3	2016Q4	2016	2015Q4	2016Q1	2016Q2	2016Q3	2016Q4
IFS World		76,472.2	18,868.6	16,237.5	20,016.4	19,890.1	20,268.8	74,817.8	19,769.8	17,318.2	18,034.1	19,996.3	19,701.0
World	001	74,913.0	18,741.4	15,675.2	19,166.1	19,904.6	20,167.1	74,990.9	19,898.0	17,253.4	18,049.1	20,009.4	19,679.1
Advanced Economies	110	32,461.6	7,795.1	6,773.2	8,524.2	8,872.3	8,291.9	34,326.2	8,995.7	8,041.5	8,400.8	8,955.6	8,928.4
Euro Area	163	13,252.9	2,845.1	2,838.1	3,349.8	3,738.7	3,326.3	18,165.3	4,477.7	4,288.2	4,392.1	4,752.5	4,732.4
Austria	122	71.8	20.5	13.6	22.3	21.4	14.5	456.0	148.8	94.7	114.2	127.1	120.0
Belgium	124	2,298.8	501.3	524.0	547.5	644.8	582.5	833.3	216.7	178.3	209.1	213.2	232.7
Cyprus	423	10.4	2.7	2.3	2.3	2.4	3.4	2.5	0.9	0.8	0.8	0.5	0.5
Estonia	939	16.9	6.4	0.7	4.6	7.0	4.7	10.2	5.7	2.7	1.8	2.1	3.6
Finland	172	34.5	7.3	5.0	10.5	10.7	8.3	333.5	83.1	96.0	78.6	80.5	78.6
France	132	750.5	157.1	156.1	196.8	214.6	183.0	2,280.1	474.1	446.0	422.8	454.5	956.8
Germany	134	5,636.7	1,157.5	1,250.3	1,526.9	1,506.3	1,353.2	8,835.6	2,105.8	2,099.9	2,243.6	2,480.7	2,011.4
Greece	174	63.2	8.7	8.6	15.8	14.8	24.0	55.4	13.0	11.7	11.7	15.7	16.4
Ireland	178	88.7	30.1	17.5	26.6	23.5	21.1	384.7	87.9	71.5	115.6	89.2	108.4
Italy	136	1,103.0	271.3	237.6	272.2	330.0	263.3	1,847.3	523.1	457.5	455.6	475.4	458.8
Latvia	941	7.4	0.6	0.7	1.3	4.1	1.3	16.2	7.4	3.0	4.2	4.8	4.2
Lithuania	946	49.5	14.7	13.6	21.1	5.4	9.4	41.9	17.8	21.6	10.4	4.7	5.2
Luxembourg	137	7.0	1.0	2.4	0.9	2.5	1.2	48.4	11.3	10.6	12.8	13.6	11.4
Malta	181	12.5	7.0	2.3	3.4	3.7	3.1	13.5	2.9	2.5	3.5	4.2	3.4
Netherlands	138	2,016.0	410.5	407.4	442.7	623.9	542.0	1,280.6	333.6	360.6	296.9	316.1	307.0
Portugal	182	141.8	29.3	18.5	34.8	63.6	25.0	207.0	59.5	55.7	55.2	54.7	41.4
Slovak Republic	936	1.4	0.3	0.2	0.2	0.3	0.7	148.1	48.2	32.6	37.7	40.6	37.3
Slovenia	961	64.3	19.8	7.5	20.4	15.2	21.3	47.1	11.6	11.5	10.0	13.3	12.4
Spain	184	878.3	199.0	170.0	199.5	244.4	264.4	1,323.9	326.2	331.3	307.6	361.8	323.2
Australia	193	745.2	174.3	175.8	199.8	204.3	165.3	747.9	186.9	153.9	164.0	222.8	207.1
Canada	156	381.2	88.9	81.8	104.8	99.9	94.7	343.5	101.1	73.0	89.0	85.1	96.5
China,P.R.: Hong Kong	532	1,780.8	421.8	340.6	447.9	510.5	481.8	285.4	108.0	61.5	65.8	77.2	81.0
China,P.R.: Macao	546	0.9	0.4	0.2	0.1	0.4	0.2	1.9	0.1	0.0	0.1	0.2	1.6
Czech Republic	935	151.1	40.9	34.6	35.4	37.9	43.3	559.1	130.5	142.4	134.8	146.3	135.7
Denmark	128	128.2	13.7	15.6	34.4	38.0	40.2	310.5	119.3	76.4	49.3	89.7	95.1
Iceland	176	6.2	2.1	0.0	2.1	2.0	2.2	2.2	0.7	0.4	0.7	0.6	0.6
Israel	436	328.6	119.1	81.0	73.3	74.8	99.5	251.4	67.4	55.3	53.1	72.6	70.4
Japan	158	3,469.8	981.1	734.7	814.1	1,007.4	913.6	2,562.0	686.9	589.6	627.0	700.1	645.3
Korea, Republic of	542	1,327.4	270.2	270.8	296.0	261.3	499.3	1,002.9	268.8	241.3	250.3	262.2	249.1
New Zealand	196	83.8	24.3	18.3	20.8	23.9	20.8	131.3	31.8	30.2	32.0	34.6	34.4
Norway	142	129.4	13.6	23.1	33.9	29.3	43.1	178.9	21.5	18.4	15.6	17.2	127.7
Singapore	576	454.8	125.2	98.0	124.4	121.6	110.8	385.5	137.9	91.3	86.1	84.9	123.2
Sweden	144	176.3	42.3	26.2	56.2	49.5	44.5	780.2	225.2	167.3	258.8	172.0	182.0
Switzerland	146	888.1	316.8	171.2	260.6	246.8	209.5	725.0	173.9	195.5	169.0	187.2	173.4
Taiwan Prov.of China	528	456.7	119.2	102.6	119.8	119.1	115.2	723.1	198.5	176.8	168.6	188.7	189.0
United Kingdom	112	3,168.4	691.1	537.4	1,086.1	836.4	708.5	2,170.4	647.7	524.1	541.4	601.9	503.0
United States	111	5,531.8	1,505.0	1,223.5	1,464.6	1,470.5	1,373.2	4,999.6	1,411.9	1,155.9	1,303.0	1,259.9	1,280.9
Emerg. & Dev. Economies	200	38,176.8	9,341.4	7,957.8	9,537.0	9,973.7	10,708.3	40,030.1	10,801.9	9,094.7	9,485.8	10,820.5	10,629.1
Emerg. & Dev. Asia	505	11,901.0	2,679.8	2,414.3	3,036.5	2,950.7	3,499.5	21,825.8	5,987.7	5,127.4	5,138.5	5,835.0	5,725.0
American Samoa	859	0.1	0.0	0.0	0.1	0.0	0.0
Bangladesh	513	121.1	38.2	19.6	23.1	48.2	30.2	76.8	23.3	21.1	18.6	18.9	18.2
Brunei Darussalam	516	1.4	0.3	0.1	0.2	1.0	0.1	0.2	0.0	0.0	0.0	0.2	0.0
Cambodia	522	2.5	0.4	1.1	0.6	0.6	0.2	20.4	5.2	5.1	4.6	5.6	5.1
China,P.R.: Mainland	924	6,860.6	1,512.5	1,314.1	1,773.8	1,684.4	2,088.2	13,581.2	3,957.8	3,115.5	3,146.2	3,642.0	3,677.6
Fiji	819	3.6	0.4	0.4	1.0	1.0	1.3	0.1	0.0	0.0	0.1	0.0	0.0
F.T. French Polynesia	887	1.6	0.1	0.0	0.1	0.7	0.8	0.0	0.0	0.0	0.0	0.0
F.T. New Caledonia	839	1.6	0.3	0.1	0.6	0.7	0.2	38.1	8.5	8.3	7.7	9.7	12.4
India	534	3,193.0	742.8	705.6	828.4	773.6	885.3	3,115.6	859.4	730.8	666.6	882.6	835.6
Indonesia	536	258.9	60.3	60.9	60.0	60.9	77.1	663.8	173.6	155.2	146.0	179.1	183.6
Kiribati	826	2.0	0.0	1.5	0.4	0.1	0.0	0.0	0.0
Lao People's Dem.Rep	544	0.6	0.1	0.1	0.4	0.0	0.1	0.3	0.0	0.0	0.1	0.1	0.1
Malaysia	548	490.8	89.2	115.1	134.6	116.7	124.3	779.6	192.3	161.3	203.8	204.8	209.7
Maldives	556	10.6	1.1	1.6	4.5	2.7	1.7	0.5	0.1	0.0	0.0	0.0	0.5
Mongolia	948	0.3	0.0	0.0	0.1	0.2	0.1	0.1	0.0	0.0	0.0	0.1
Myanmar	518	6.5	1.8	1.2	0.5	2.2	2.6	3.8	0.5	1.3	0.6	0.9	1.0
Nepal	558	2.8	0.5	0.3	0.8	1.1	0.6	0.9	0.2	0.2	0.3	0.2	0.2

South Africa (199)

In Millions of U.S. Dollars

		Exports (FOB)						Imports (FOB)					
		2016	2015Q4	2016Q1	2016Q2	2016Q3	2016Q4	2016	2015Q4	2016Q1	2016Q2	2016Q3	2016Q4
Papua New Guinea	853	12.0	3.1	3.1	2.7	3.0	3.2	0.2	0.0	0.0	0.1	0.1	0.1
Philippines	566	53.3	16.9	8.6	12.9	15.3	16.5	173.8	45.8	51.6	37.5	38.8	45.9
Samoa	862	0.0	0.0	0.6	0.0	0.3	0.0	0.3	0.0
Solomon Islands	813	0.0	0.0	0.0	0.0	0.0	0.0	0.1	0.0	0.0	0.0	0.0	0.0
Sri Lanka	524	148.6	50.8	40.4	8.5	27.2	72.6	32.9	7.4	9.1	8.5	8.7	6.6
Thailand	578	488.4	104.6	99.7	124.5	133.8	130.4	2,158.1	446.9	512.6	556.3	577.1	512.1
Timor-Leste	537	0.1	0.0	0.0	0.1	0.0	0.0
Tonga	866	0.1	0.3	0.1	0.0	0.0	0.0
Tuvalu	869	1.0	0.2	0.4	0.1	0.2	0.4	0.0	0.0	0.0	0.0	0.0
Vanuatu	846	0.6	0.2	0.2	0.3	0.0	0.1	0.0	0.0	0.0	0.0	0.0
Vietnam	582	214.0	46.3	36.3	50.4	70.8	56.5	1,177.3	265.7	354.6	341.3	265.4	216.0
Asia n.s.	598	24.8	9.5	5.3	6.8	5.9	6.9	1.1	0.7	0.3	0.2	0.4	0.3
Europe	170	1,076.4	275.1	253.8	273.4	308.9	240.3	2,046.5	590.4	474.5	522.3	567.9	481.8
Emerg. & Dev. Europe	903	668.8	188.8	188.0	165.4	174.7	140.6	1,719.3	480.3	404.5	434.0	453.5	427.2
Albania	914	3.2	0.1	0.1	0.4	2.4	0.4	3.5	2.0	2.9	0.2	0.2	0.2
Bosnia and Herzegovina	963	9.8	1.2	3.8	2.5	3.4	0.1	5.8	0.8	1.5	2.0	1.3	1.0
Bulgaria	918	14.6	2.4	4.1	4.0	4.4	2.1	98.9	25.7	21.0	28.3	11.4	38.2
Croatia	960	6.0	0.8	1.8	1.8	1.3	1.1	12.1	1.6	3.8	1.6	5.3	1.4
Faroe Islands	816	0.0	0.0	0.1	0.1	0.0	0.0
Gibraltar	823	17.3	4.6	2.1	4.9	5.6	4.6	0.1	0.0	0.0	0.0	0.0	0.1
Hungary	944	81.1	19.6	11.0	25.0	21.0	24.1	266.1	65.9	57.6	72.2	68.6	67.7
Macedonia, FYR	962	0.8	0.0	0.1	0.7	0.1	0.0	1.3	0.1	0.9	0.3	0.1	0.1
Montenegro	943	0.8	0.1	0.0	0.1	0.6	0.0	0.1	0.4	0.1	0.0	0.0	0.0
Poland	964	140.2	33.5	28.7	38.7	40.5	32.3	653.8	183.3	151.4	165.9	180.7	155.8
Romania	968	36.6	10.6	6.4	7.4	15.9	6.9	236.6	85.5	64.3	53.7	60.1	58.5
Serbia, Republic of	942	2.7	0.0	0.2	0.9	1.3	0.2	7.8	1.5	2.1	1.7	2.1	1.9
Turkey	186	355.7	115.8	129.7	79.0	78.3	68.7	433.0	113.7	98.9	108.1	123.7	102.3
CIS	901	407.6	86.0	65.8	108.0	134.2	99.6	327.2	110.1	70.0	88.3	114.4	54.6
Armenia	911	1.2	1.0	0.8	0.1	0.1	0.2	0.1	0.0	0.0	0.0	0.0	0.0
Azerbaijan, Rep. of	912	2.5	5.9	1.0	0.4	0.4	0.7	0.0	0.1	0.0	0.0	0.0
Belarus	913	0.7	0.1	0.2	0.3	0.1	0.1	3.6	1.1	0.4	0.7	1.0	1.5
Georgia	915	12.1	4.6	1.3	2.8	7.5	0.4	0.5	0.0	0.1	0.3	0.1	0.1
Kazakhstan	916	35.8	4.9	8.2	5.9	4.3	17.4	12.4	1.1	0.2	7.6	0.7	3.8
Kyrgyz Republic	917	0.7	0.1	0.1	0.2	0.1	0.2	0.0	0.0	0.0	0.0	0.0	0.0
Moldova	921	0.3	0.0	0.1	0.1	0.1	0.0	0.4	0.8	0.1	0.1	0.2	0.1
Russian Federation	922	285.0	45.1	41.9	84.6	94.7	63.9	256.7	96.1	60.7	65.6	96.9	33.5
Turkmenistan	925	0.2	0.0	0.1	0.0	0.1	0.0	0.0	0.0	0.0	0.0	0.0
Ukraine	926	69.1	24.3	12.1	13.6	26.7	16.6	53.0	10.9	8.5	13.9	15.1	15.6
Uzbekistan	927	0.0	0.0	0.0	0.0	0.0	0.0	0.5	0.0	0.0	0.1	0.4	0.0
Europe n.s.	884	0.0	0.2	0.0	0.0	0.0	0.0	0.0	0.0	0.0	0.0	0.0
Mid East, N Africa, Pak	440	3,087.9	717.9	655.3	808.3	840.1	784.2	5,280.9	1,365.6	909.8	1,320.1	1,425.9	1,625.0
Afghanistan, I.R. of	512	1.4	0.5	0.4	0.2	0.5	0.3	0.2	0.0	0.0	0.0	0.0	0.1
Algeria	612	39.8	11.0	10.2	8.4	9.5	11.7	0.3	0.0	0.1	0.1	0.0	0.1
Bahrain, Kingdom of	419	19.3	5.2	3.7	6.7	5.8	3.2	184.9	33.6	8.5	70.2	64.2	42.0
Djibouti	611	53.5	5.6	9.2	18.3	10.2	15.8	0.7	0.0	0.0	0.4	0.2	0.1
Egypt	469	210.5	31.4	44.6	39.3	65.0	61.6	59.2	12.8	11.7	12.6	18.4	16.6
Iran, I.R. of	429	22.3	3.8	4.4	5.0	7.9	4.9	18.0	1.8	3.5	2.1	5.9	6.5
Iraq	433	12.5	0.9	1.3	0.9	9.6	0.7	0.0	42.3	0.0	0.0	0.0	0.0
Jordan	439	43.2	4.9	9.4	7.3	16.4	10.0	25.8	8.8	2.9	2.6	10.6	9.8
Kuwait	443	81.5	15.2	14.5	23.3	27.7	16.0	32.9	75.1	0.3	19.6	10.2	2.8
Lebanon	446	10.5	6.5	1.4	3.4	2.8	2.9	3.2	0.9	0.9	0.6	0.9	0.7
Libya	672	6.6	0.4	1.8	1.1	1.4	2.3	0.0	0.0	0.0	0.0	0.0	0.0
Mauritania	682	15.3	2.9	3.7	4.1	3.8	3.7	5.1	0.0	0.4	4.6	0.0	0.0
Morocco	686	144.5	42.0	40.7	35.4	32.1	36.4	80.2	11.0	9.5	37.8	21.1	11.8
Oman	449	50.8	25.0	12.4	15.0	10.7	12.7	370.3	185.5	68.3	42.8	104.2	154.9
Pakistan	564	383.5	67.5	77.2	99.1	79.8	127.4	162.7	46.6	41.1	37.9	42.1	41.6
Qatar	453	80.6	11.0	19.6	25.7	22.9	12.5	372.2	223.8	105.8	123.1	105.5	37.8
Saudi Arabia	456	385.8	138.4	104.9	123.0	93.9	64.0	2,875.6	580.8	492.9	672.8	741.3	968.7
Somalia	726	8.8	4.0	1.6	3.6	2.9	0.7	0.0	0.0	0.0	0.0	0.0	0.0
Sudan	732	22.6	10.0	3.8	6.4	5.9	6.5	0.0	0.1	0.0	0.0	0.0	0.0

South Africa (199)

In Millions of U.S. Dollars

		Exports (FOB)						Imports (FOB)					
		2016	2015Q4	2016Q1	2016Q2	2016Q3	2016Q4	2016	2015Q4	2016Q1	2016Q2	2016Q3	2016Q4
Syrian Arab Republic	463	8.7	3.6	2.0	6.0	0.0	0.6	0.2	0.3	0.1	0.0	0.0	0.1
Tunisia	744	7.5	6.5	1.4	2.2	3.0	0.9	22.3	8.2	7.9	4.3	4.0	6.2
United Arab Emirates	466	1,451.6	301.7	279.1	365.9	424.8	381.8	1,066.7	133.8	155.9	288.6	297.2	325.1
Yemen, Republic of	474	27.2	19.9	7.8	8.1	3.8	7.5	0.2	0.0	0.2	0.0	0.0
Sub-Saharan Africa	603	21,006.6	5,388.2	4,381.4	5,108.6	5,617.5	5,899.2	7,526.6	2,109.2	1,771.2	1,746.6	2,057.9	1,951.0
Angola	614	567.2	148.6	107.5	120.5	169.2	169.8	1,277.6	327.9	219.3	384.1	371.7	302.6
Benin	638	27.5	3.9	9.7	5.6	2.3	10.0	3.3	2.2	0.6	0.4	1.9	0.4
Botswana	616	3,724.5	903.0	887.0	895.5	946.8	995.2	409.9	72.1	110.3	101.4	116.2	82.0
Burkina Faso	748	28.7	8.9	7.2	6.9	5.6	9.0	0.2	0.0	0.0	0.0	0.0	0.2
Burundi	618	2.7	0.6	0.8	1.3	0.3	0.4	0.3	0.0	0.1	0.1	0.0	0.1
Cabo Verde	624	0.6	0.2	0.2	0.3	0.2	0.0	0.1	0.0	0.0	0.0	0.0	0.0
Cameroon	622	43.8	15.6	6.6	15.7	12.6	8.9	9.9	0.5	0.6	0.5	0.2	8.7
Central African Rep.	626	0.7	0.2	0.1	0.0	0.1	0.5	0.0	0.0	0.0	0.0	0.0	0.0
Chad	628	0.9	0.3	0.1	0.3	0.3	0.2	0.1	0.0	0.0	0.0	0.0	0.1
Comoros	632	3.8	0.9	1.2	1.1	0.9	0.5	0.2	0.1	0.1	0.0	0.0	0.1
Congo, Dem. Rep. of	636	795.1	220.1	161.6	188.0	220.3	225.2	97.3	9.7	5.4	8.6	21.7	61.5
Congo, Republic of	634	55.7	12.1	11.1	15.8	13.8	14.9	1.7	1.6	0.2	0.4	0.8	0.3
Côte d'Ivoire	662	113.1	19.2	21.4	46.5	24.3	20.9	24.7	6.9	6.6	7.0	5.3	5.9
Equatorial Guinea	642	9.1	2.0	2.0	2.9	2.6	1.6	52.5	30.9	19.5	0.6	17.3	14.9
Eritrea	643	13.0	3.0	3.4	3.0	3.6	3.0	0.1	0.0	0.0	0.0	0.0	0.0
Ethiopia	644	70.6	23.1	12.4	18.9	20.2	19.1	8.3	1.4	2.1	2.0	2.2	2.0
Gabon	646	40.3	10.8	10.7	9.5	10.8	9.3	6.7	1.4	1.3	1.4	1.6	2.4
Gambia, The	648	5.8	0.6	1.0	1.5	1.8	1.6	0.4	0.0	0.2	0.1	0.1	0.0
Ghana	652	337.3	67.8	68.8	82.2	93.8	92.4	13.1	5.0	4.2	2.0	4.3	2.7
Guinea	656	28.4	4.5	6.3	6.1	5.2	10.8	0.2	0.0	0.0	0.0	0.2	0.0
Guinea-Bissau	654	1.0	0.0	0.4	0.2	0.4	0.1	0.0	0.0	0.0
Kenya	664	561.4	153.4	98.8	153.3	144.1	165.1	19.5	4.7	6.3	7.1	2.8	3.2
Lesotho	666	1,148.8	294.5	230.8	273.0	314.2	330.7	293.6	81.7	65.6	63.5	76.7	87.8
Liberia	668	36.7	9.6	7.4	10.4	11.4	7.5	51.4	0.0	0.1	0.7	50.6	0.0
Madagascar	674	156.6	35.1	32.8	33.6	42.0	48.2	111.0	31.9	26.2	24.8	37.1	22.9
Malawi	676	364.6	90.0	67.2	88.9	105.0	103.5	54.9	12.5	11.5	15.8	15.4	12.1
Mali	678	64.5	17.6	13.3	16.2	17.7	17.2	1.3	0.1	0.1	0.2	0.9	0.1
Mauritius	684	327.8	76.1	68.1	76.1	84.9	98.6	157.0	48.3	42.1	32.9	45.2	36.8
Mozambique	688	2,287.6	529.7	424.4	507.0	609.6	746.5	691.7	189.9	170.2	159.8	158.6	203.1
Namibia	728	3,556.5	990.7	721.3	875.3	1,002.7	957.2	415.7	97.4	94.6	119.2	102.7	99.2
Niger	692	2.4	0.7	0.6	0.8	0.3	0.7	0.1	0.0	0.0	0.0	0.1	0.0
Nigeria	694	438.6	142.7	98.1	137.1	101.7	101.7	2,080.7	621.8	461.6	458.8	657.9	502.4
Rwanda	714	28.7	6.5	10.4	7.2	5.8	5.4	0.8	0.3	0.3	0.1	0.2	0.2
São Tomé & Príncipe	716	12.8	0.0	0.3	12.3	0.0	0.2	0.1	0.0	0.0	0.0	0.0	0.0
Senegal	722	120.1	23.3	26.7	28.0	27.8	37.6	2.1	3.5	0.0	0.2	0.6	1.3
Seychelles	718	67.0	22.1	14.8	17.3	17.9	16.9	1.9	0.1	0.2	0.4	0.6	0.6
Sierra Leone	724	22.9	8.8	3.8	6.2	5.5	7.3	1.3	0.1	0.1	0.4	0.5	0.4
Swaziland	734	1,164.5	316.4	238.0	274.1	325.7	326.8	1,055.7	311.8	224.1	215.0	272.0	344.6
Tanzania	738	444.4	126.7	97.0	112.5	115.9	119.0	24.2	5.4	6.8	4.3	7.1	6.0
Togo	742	87.6	13.3	12.8	20.9	26.9	27.0	89.6	0.1	35.1	0.2	0.8	53.5
Uganda	746	122.3	34.2	27.9	30.3	33.1	31.0	5.3	1.1	1.4	1.7	1.1	1.1
Zambia	754	2,091.4	543.8	447.5	512.1	545.0	586.8	185.9	36.8	45.6	40.1	49.6	50.6
Zimbabwe	698	2,013.5	503.3	415.8	489.5	540.9	567.4	376.1	201.8	208.4	92.5	33.9	41.3
Africa n.s.	799	16.0	4.3	4.1	4.7	4.0	3.2	0.3	0.0	0.1	0.2	0.0	0.1
Western Hemisphere	205	1,105.0	280.5	253.1	310.2	256.5	285.2	3,350.2	749.0	811.8	758.3	933.8	846.3
Antigua and Barbuda	311	3.9	1.3	0.9	1.0	0.9	1.0	0.0	0.0	0.0	0.0	0.0	0.0
Argentina	213	165.4	27.9	31.1	40.6	49.4	44.2	823.1	168.9	216.2	189.8	205.0	212.1
Aruba	314	0.4	0.1	0.1	0.1	0.1	0.1	0.0	0.0	0.0	0.0
Bahamas, The	313	6.8	2.9	1.4	2.2	1.2	1.9	30.9	5.9	10.3	6.5	6.8	7.3
Barbados	316	2.1	0.3	0.3	0.6	0.8	0.4	2.0	0.3	0.2	0.4	0.6	0.8
Belize	339	1.7	0.6	0.9	0.2	0.2	0.3	0.2	0.0	0.0	0.1	0.0	0.1
Bermuda	319	46.7	0.1	45.1	0.3	0.5	0.7	0.4	0.5	0.1	0.1	0.1	0.1
Bolivia	218	3.1	3.2	1.5	1.0	0.5	0.1	1.7	0.5	0.3	0.6	0.5	0.2
Brazil	223	378.3	109.3	66.6	150.1	79.4	82.2	1,406.2	328.8	325.3	335.6	362.3	383.0
Chile	228	55.1	14.9	8.8	16.4	14.4	15.4	99.0	48.0	27.1	20.7	28.4	22.7

South Africa (199)

In Millions of U.S. Dollars

		Exports (FOB)						Imports (FOB)					
		2016	2015Q4	2016Q1	2016Q2	2016Q3	2016Q4	2016	2015Q4	2016Q1	2016Q2	2016Q3	2016Q4
Colombia	233	26.7	4.7	6.5	9.2	6.7	4.3	61.5	11.2	6.7	5.2	7.9	41.6
Costa Rica	238	5.1	0.1	1.3	1.7	0.7	1.4	13.4	3.3	2.9	3.6	3.6	3.2
Dominica	321	0.6	0.0	0.2	0.1	0.1	0.2	0.8	0.0	0.0	0.8	0.0
Dominican Republic	243	10.9	2.1	2.3	3.8	1.7	3.0	23.4	2.8	2.4	4.7	7.7	8.6
Ecuador	248	12.3	10.7	4.7	4.1	1.0	2.5	6.6	1.1	0.5	1.2	0.9	4.0
El Salvador	253	0.9	0.1	0.2	0.2	0.1	0.4	3.3	0.7	0.7	0.9	1.2	0.5
Falkland Islands	323	0.2	0.0	0.1	0.0	0.1	0.0	1.2	1.0	0.2
Grenada	328	0.1	0.0	0.0	0.1	0.0	0.0	0.0	0.0	0.0	0.0
Guatemala	258	4.2	0.7	0.7	1.2	1.2	1.1	7.0	1.0	0.9	1.7	2.3	2.0
Guyana	336	10.9	0.2	4.7	1.9	0.2	4.1	0.0	0.0	0.0	0.0	0.0	0.0
Haiti	263	1.3	0.4	0.3	0.5	0.4	0.2	0.0	0.0	0.0	0.0	0.0	0.0
Honduras	268	4.8	0.2	0.9	1.4	1.0	1.5	3.2	0.4	1.4	0.5	0.7	0.7
Jamaica	343	3.7	0.7	1.3	0.8	0.8	0.8	0.3	0.0	0.1	0.1	0.1	0.1
Mexico	273	138.3	45.3	39.6	21.9	30.4	46.4	614.1	144.5	118.0	118.1	244.7	133.2
Netherlands Antilles	353	3.2	1.2	0.7	1.2	0.3	1.0	0.1	0.0	0.0	0.1	0.0	0.1
Nicaragua	278	1.6	0.9	0.2	0.4	0.3	0.7	0.8	0.2	0.2	0.3	0.2	0.0
Panama	283	57.1	12.9	11.7	14.4	14.0	17.0	1.0	0.2	0.2	0.1	0.2	0.6
Paraguay	288	7.3	0.9	0.9	2.4	1.7	2.4	108.6	1.2	50.7	37.4	19.8	0.7
Peru	293	25.6	9.0	4.6	6.0	7.3	7.7	31.2	7.1	4.6	9.6	6.2	10.8
St. Kitts and Nevis	361	0.1	0.0	0.0	0.0	0.0	0.0	0.1	0.0	0.0	0.1	0.0	0.0
St. Lucia	362	0.2	0.0	0.1	0.0	0.0	0.1	0.0	0.0	0.0
St. Vincent & Grens.	364	0.2	0.1	0.0	0.0	0.1	0.0	0.0	0.0	0.0	0.0
Suriname	366	18.3	1.5	1.2	2.5	8.1	6.6	0.2	0.1	0.1	0.0	0.0	0.0
Trinidad and Tobago	369	13.6	1.9	4.3	3.0	2.3	3.9	28.9	0.3	2.2	13.8	10.3	2.7
Uruguay	298	25.9	4.4	4.0	7.9	6.9	7.1	45.1	7.1	23.0	6.1	6.7	9.2
Venezuela, Rep. Bol.	299	14.1	1.9	1.2	5.9	1.5	5.5	16.1	4.4	0.1	0.0	15.0	0.9
Western Hem. n.s.	399	54.4	20.2	4.6	6.9	21.9	21.0	20.0	10.7	17.3	1.1	0.8	0.7
Other Countries n.i.e	910	16.2	1.6	1.2	1.9	4.5	8.5	4.5	2.1	2.5	0.7	0.5	0.9
Cuba	928	10.9	0.8	0.1	1.0	3.4	6.4	2.0	0.4	0.5	0.4	0.4	0.7
Korea, Dem. People's Rep.	954	5.3	0.8	1.1	0.9	1.1	2.1	2.5	1.7	2.0	0.3	0.1	0.2
Special Categories	899	4,130.0	1,585.6	920.7	1,080.4	1,012.1	1,116.8	498.6	80.8	75.4	125.2	200.7	97.3
Countries & Areas n.s.	898	128.5	17.7	22.3	22.5	42.1	41.6	131.4	17.4	39.4	36.7	32.1	23.3
Memorandum Items													
Africa	605	21,298.7	5,470.2	4,452.1	5,186.9	5,684.8	5,974.9	7,635.2	2,128.6	1,789.0	1,793.7	2,083.2	1,969.2
Middle East	405	2,410.9	567.9	507.0	630.7	692.5	580.7	5,009.4	1,299.6	850.8	1,235.1	1,358.5	1,565.0
European Union	998	17,155.4	3,700.1	3,503.9	4,638.7	4,783.5	4,229.3	23,253.0	5,962.3	5,496.5	5,698.0	6,088.6	5,969.9
Export earnings: fuel	080	3,684.5	927.5	758.7	983.6	1,028.9	913.3	8,724.5	2,375.1	1,608.1	2,158.6	2,510.4	2,447.3
Export earnings: nonfuel	092	71,228.5	17,814.0	14,916.5	18,182.5	18,875.7	19,253.9	66,266.4	17,522.9	15,645.3	15,890.4	17,498.9	17,231.7

South Sudan (733)

In Millions of U.S. Dollars

		Exports (FOB)						Imports (CIF)					
		2016	2015Q4	2016Q1	2016Q2	2016Q3	2016Q4	2016	2015Q4	2016Q1	2016Q2	2016Q3	2016Q4
IFS World	
World	001	1,369.9	430.9	296.4	361.4	332.8	379.3	148.8	57.5	47.6	45.1	26.6	29.5
Advanced Economies	110	1.0	0.7	0.2	0.1	0.3	0.4	51.7	28.6	14.7	16.4	8.8	11.8
Euro Area	163	0.3	0.0	0.1	0.1	0.1	0.1	29.1	10.4	7.5	9.0	5.8	6.8
Austria	122	0.0 e	2.0 e	0.7 e	0.4 e	0.7 e	0.7 e	0.2 e
Belgium	124	0.0 e	0.0 e	0.0 e	0.0 e	2.7 e	0.3 e	0.8 e	0.2 e	1.0 e	0.7 e
Cyprus	423	0.6 e	0.2 e	0.2 e	0.2 e	0.2 e	0.1 e
Finland	172	0.0 e	0.0 e	0.0 e	0.4 e	0.0 e	0.0 e	0.0 e
France	132	0.0 e	0.0 e	2.2 e	1.2 e	0.5 e	0.5 e	0.3 e	0.8 e
Germany	134	0.3 e	0.0 e	0.1 e	0.1 e	0.1 e	0.1 e	6.1 e	2.5 e	1.3 e	2.4 e	1.7 e	0.7 e
Ireland	178	0.0 e	0.0 e	0.2 e	0.0 e	0.0 e	0.1 e	0.1 e
Italy	136	1.0 e	0.1 e	1.0 e
Malta	181	0.6 e	0.3 e	0.3 e	0.1 e	0.3 e
Netherlands	138	0.0 e	0.0 e	0.0 e	0.0 e	0.0 e	0.0 e	10.4 e	4.6 e	3.9 e	2.0 e	1.7 e	2.8 e
Spain	184	3.1 e	0.1 e	0.1 e	2.8 e	0.1 e	0.2 e
Australia	193	0.1 e	0.6 e	0.1 e	0.0 e	0.0 e	0.0 e	0.2 e	0.0 e	0.1 e	0.1 e	0.0 e	0.0 e
Canada	156	0.3 e	0.3 e
China,P.R.: Hong Kong	532	0.0 e	0.0 e	0.0 e	2.4 e	4.9 e	1.8 e	0.4 e	0.1 e	0.1 e
Czech Republic	935	0.1 e	0.3 e	0.0 e	0.0 e
Denmark	128	0.0 e	0.0 e	0.0 e	0.0 e	0.0 e	4.8 e	0.3 e	0.5 e	1.5 e	1.2 e	1.6 e
Japan	158	0.2 e	5.2 e	0.2 e
Korea, Republic of	542	0.0 e	0.0 e	0.2 e	0.3 e	0.0 e	0.1 e	0.0 e	0.0 e
Norway	142	0.0 e	0.0 e	0.2 e	0.2 e
Singapore	576	0.1 e	0.0 e	0.0 e	0.0 e	0.0 e	0.0 e	0.0 e
Sweden	144	0.0 e	0.0 e	0.0 e	0.0 e	0.0 e	0.4 e	0.4 e	0.4 e	0.0 e	0.0 e
Switzerland	146	0.1 e	0.1 e	0.6 e	0.6 e
Taiwan Prov. of China	528	0.4 e	0.0 e	0.0 e	0.4 e
United Kingdom	112	0.1 e	0.0 e	0.1 e	0.0 e	2.4 e	1.0 e	0.7 e	0.9 e	0.3 e	0.4 e
United States	111	0.1 e	0.0 e	0.0 e	0.0 e	0.0 e	0.1 e	10.4 e	5.6 e	3.4 e	3.9 e	1.4 e	1.8 e
Emerg. & Dev. Economies	200	1,369.0	430.2	296.2	361.3	332.5	378.9	97.1	29.0	33.0	28.7	17.8	17.6
Emerg. & Dev. Asia	505	1,366.9	429.8	296.0	360.8	331.7	378.4	48.6	15.2	22.0	14.5	6.1	6.0
China,P.R.: Mainland	924	1,366.7 e	429.8 e	296.0 e	360.8 e	331.6 e	378.4 e	48.5 e	15.2 e	22.0 e	14.5 e	6.1 e	5.9 e
India	534	0.1 e	0.1 e	0.1 e	0.1 e
Europe	170	1.0	0.0	0.2	0.6	0.2	4.8	0.6	0.2	3.5	0.7	0.3
Emerg. & Dev. Europe	903	0.0	0.0	0.6	0.2	0.2	0.1	0.3	0.1
Bulgaria	918	0.0 e	0.0 e	0.1 e
Croatia	960	0.4 e	0.1 e	0.1 e	0.0 e	0.3 e
Poland	964	0.1 e	0.0 e	0.0 e	0.1 e	0.0 e
Turkey	186	0.1 e	0.1 e
CIS	901	1.0	0.0	0.2	0.6	0.2	4.2	0.4	3.5	0.5	0.3
Ukraine	926	1.0 e	0.0 e	0.2 e	0.6 e	0.2 e	4.2 e	0.4 e	3.5 e	0.5 e	0.3 e
Mid East, N Africa, Pak	440	1.1	0.3	0.3	0.3	0.3	0.3	41.6	10.4	10.4	10.4	10.4	10.4
Pakistan	564	1.1 e	0.3 e	0.3 e	0.3 e	0.3 e	0.3 e	41.6 e	10.4 e	10.4 e	10.4 e	10.4 e	10.4 e
Sub-Saharan Africa	603	0.0	0.1	0.0	0.0	0.0	0.0	1.4	2.6	0.4	0.3	0.3	0.5
Ethiopia	644	0.1 e	0.8 e
Rwanda	714	0.0 e	0.0 e	0.0 e	0.0 e	0.0 e	0.0 e	1.4 e	1.8 e	0.4 e	0.3 e	0.3 e	0.5 e
Western Hemisphere	205	0.7	0.1	0.0	0.2	0.5
Brazil	223	0.7 e	0.1 e	0.0 e	0.2 e	0.5 e
Memorandum Items													
Africa	605	0.0	0.1	0.0	0.0	0.0	0.0	1.4	2.6	0.4	0.3	0.3	0.5
European Union	998	0.5	0.1	0.1	0.1	0.2	0.1	37.2	12.7	9.3	11.5	7.6	8.8
Export earnings: nonfuel	092	1,369.9	430.8	296.4	361.4	332.8	379.2	148.8	57.5	47.6	45.1	26.6	29.5

Spain (184)

In Millions of U.S. Dollars

		Exports (FOB)						Imports (CIF)					
		2016	2015Q4	2016Q1	2016Q2	2016Q3	2016Q4	2016	2015Q4	2016Q1	2016Q2	2016Q3	2016Q4
IFS World		70,729.2	69,065.2	77,068.4	68,623.9	77,862.0	75,318.2	81,383.5	75,115.8
World	001	288,703.6	71,265.8	69,280.2	77,336.7	69,051.2	73,035.5	310,121.7	78,067.7	75,099.0	80,976.7	75,067.5	78,978.4
Advanced Economies	110	208,507.9	50,528.9	50,973.4	56,107.5	49,158.4	52,268.6	206,625.6	52,710.5	50,207.6	54,862.5	48,935.9	52,619.6
Euro Area	163	149,792.1	35,944.5	36,633.5	40,111.7	35,039.3	38,007.7	155,968.9	39,778.5	37,783.7	41,679.4	37,059.1	39,446.7
Austria	122	2,536.2	600.7	637.3	697.8	581.8	619.2	2,483.8	601.0	604.4	681.6	604.1	593.7
Belgium	124	9,155.8	2,047.6	2,121.8	2,422.5	2,105.1	2,506.4	10,526.1	2,575.7	2,520.2	2,815.3	2,584.7	2,606.0
Cyprus	423	271.7	68.5	68.0	77.2	65.9	60.6	24.4	6.8	6.4	6.0	6.0	6.0
Estonia	939	245.7	63.5	56.1	67.8	62.3	59.5	94.8	20.8	27.8	23.0	21.6	22.4
Finland	172	1,158.2	283.8	274.0	329.5	311.6	243.0	1,270.1	303.7	277.3	388.7	270.9	333.2
France	132	43,985.3	10,571.1	10,965.4	12,055.4	9,884.6	11,079.8	37,337.9	9,361.0	9,311.8	10,067.4	8,803.1	9,155.6
Germany	134	32,837.9	7,846.7	8,214.5	8,793.1	7,604.3	8,225.9	45,626.4	11,791.1	11,286.9	12,180.7	10,511.4	11,647.4
Greece	174	1,983.2	521.2	472.5	533.8	486.0	491.0	738.6	182.0	200.7	170.4	178.3	189.3
Ireland	178	2,167.8	501.0	545.1	556.1	480.8	585.8	4,075.1	1,179.6	990.6	1,139.1	964.1	981.2
Italy	136	22,486.7	5,266.1	5,415.6	6,049.1	5,355.0	5,666.9	20,873.9	5,363.7	4,763.0	5,680.6	5,012.6	5,417.7
Latvia	941	220.6	63.2	52.6	54.4	51.9	61.7	173.7	37.9	20.8	25.2	44.8	82.8
Lithuania	946	1,095.6	259.7	223.6	273.0	283.9	315.1	1,313.3	387.8	267.0	329.7	362.3	354.4
Luxembourg	137	330.1	80.7	72.1	86.2	82.9	88.9	713.1	178.0	235.5	163.1	171.3	143.2
Malta	181	368.5	94.5	51.8	104.4	95.0	117.3	115.0	37.7	23.1	34.9	33.0	24.0
Netherlands	138	9,131.2	2,245.5	2,324.6	2,352.9	2,087.5	2,366.1	16,069.1	4,096.4	3,773.7	4,043.4	3,938.4	4,313.5
Portugal	182	20,202.0	5,012.8	4,758.9	5,247.3	5,122.9	5,073.0	12,179.0	3,058.6	2,918.0	3,258.1	3,029.2	2,973.7
Slovak Republic	936	1,014.0	234.5	250.5	265.0	247.4	251.0	1,797.6	451.8	431.9	516.9	385.2	463.6
Slovenia	961	601.7	183.3	129.0	146.1	130.3	196.4	556.8	144.9	124.5	155.2	138.0	139.1
Australia	193	1,501.3	370.8	321.7	406.0	390.5	383.0	518.4	137.5	108.2	101.2	151.0	158.1
Canada	156	1,648.0	362.0	369.5	421.9	478.5	378.1	1,338.4	205.6	315.9	271.8	298.7	452.0
China,P.R.: Hong Kong	532	1,048.7	243.9	227.2	282.5	254.0	285.0	256.7	72.1	74.6	57.8	61.4	62.9
China,P.R.: Macao	546	17.5	3.8	4.3	4.2	5.3	3.8	1.3	0.7	0.1	0.3	0.2	0.7
Czech Republic	935	2,495.2	647.0	638.0	671.3	580.8	605.1	4,673.9	1,168.4	1,173.4	1,281.1	1,011.3	1,208.0
Denmark	128	1,663.3	451.0	416.5	460.5	382.6	403.7	2,333.3	568.5	549.8	604.5	581.5	597.5
Iceland	176	184.7	10.2	12.4	16.4	11.3	144.5	70.6	16.9	17.4	19.0	14.2	20.1
Israel	436	1,602.1	423.9	348.7	457.4	375.5	420.5	800.2	179.6	195.3	225.9	204.9	174.1
Japan	158	2,656.6	684.6	625.6	701.0	699.4	630.6	3,225.3	718.0	755.5	841.8	814.0	814.1
Korea, Republic of	542	1,810.1	612.7	463.5	467.2	405.2	474.2	2,397.7	546.8	581.4	641.8	615.2	559.2
New Zealand	196	226.1	54.8	53.2	52.8	57.8	62.3	163.4	32.6	19.5	57.1	54.8	32.1
Norway	142	1,303.0	275.3	392.8	300.5	258.7	351.0	1,495.8	417.6	420.4	385.4	334.4	355.5
San Marino	135	17.3	4.0	4.9	5.1	4.0	3.3	5.4	1.4	1.3	1.6	1.3	1.1
Singapore	576	609.8	146.4	144.4	170.9	146.8	147.6	286.0	86.4	60.9	70.3	59.6	95.2
Sweden	144	2,430.5	665.7	590.3	668.2	554.8	617.1	2,627.8	679.7	630.8	712.7	616.0	668.3
Switzerland	146	4,425.4	1,131.2	1,086.4	1,288.4	1,020.7	1,030.0	4,018.4	940.2	1,014.2	1,052.9	1,038.2	913.1
Taiwan Prov.of China	528	533.6	114.6	118.4	151.6	137.1	126.5	995.6	260.7	242.2	270.2	241.7	241.6
United Kingdom	112	21,968.9	5,299.6	5,657.9	5,902.4	5,387.5	5,021.1	13,664.2	4,227.3	3,265.2	3,599.6	3,245.0	3,554.5
United States	111	12,573.5	3,082.9	2,864.1	3,567.5	2,968.5	3,173.4	11,784.4	2,672.3	2,997.9	2,988.4	2,533.3	3,264.8
Vatican	187	0.1	0.0	0.0	0.0	0.0	0.0	0.0	0.0	0.0
Emerg. & Dev. Economies	200	72,507.8	18,720.2	16,760.4	19,294.5	17,712.7	18,740.2	103,328.7	25,302.4	24,858.1	26,084.6	26,077.0	26,309.0
Emerg. & Dev. Asia	505	9,838.0	2,390.2	2,155.1	2,677.8	2,427.1	2,578.0	34,570.3	8,041.8	8,689.5	8,497.2	9,077.8	8,305.8
American Samoa	859	0.7	0.9	0.2	0.1	0.1	0.3	0.0	0.0	0.0	0.0
Bangladesh	513	126.1	31.6	30.6	31.5	31.1	32.8	2,270.1	434.4	600.9	552.7	634.1	482.3
Bhutan	514	0.2	0.1	0.1	0.1	0.1	0.0	0.0	0.0	0.0
Brunei Darussalam	516	2.2	0.8	0.7	0.3	0.5	0.6	0.7	0.0	0.0	0.3	0.4	0.0
Cambodia	522	11.6	3.1	3.3	3.1	2.8	2.4	572.0	99.6	147.4	108.8	182.3	133.5
China,P.R.: Mainland	924	5,566.9	1,237.1	1,238.6	1,519.8	1,374.9	1,433.7	22,039.8	5,321.1	5,535.3	5,402.4	5,810.3	5,291.9
Fiji	819	1.7	0.1	0.3	0.5	0.6	0.4	0.4	0.7	0.0	0.1	0.3	0.1
F.T. French Polynesia	887	17.8	3.2	3.3	6.0	4.1	4.4	0.1	0.0	0.0	0.0	0.0	0.0
F.T. New Caledonia	839	25.6	6.2	6.0	5.9	7.7	6.1	41.7	11.9	7.9	10.3	11.3	12.1
Guam	829	2.7	0.1	0.4	1.7	0.3	0.3	0.1	0.0	0.1
India	534	1,391.8	347.1	310.8	364.6	357.7	358.7	3,597.5	744.0	914.8	909.1	871.0	902.7
Indonesia	536	429.3	115.0	111.5	110.3	100.8	106.7	1,703.5	442.4	449.1	450.9	408.7	394.8
Kiribati	826	1.4	0.0	0.7	0.7	0.0	0.0	0.0	0.0
Lao People's Dem.Rep	544	2.4	0.4	0.2	0.6	0.4	1.1	4.0	0.9	1.1	0.7	1.0	1.2
Malaysia	548	674.7	244.7	103.4	250.8	140.6	180.0	577.6	139.4	138.0	150.3	150.0	139.4
Maldives	556	9.3	4.5	2.1	3.1	1.9	2.3	2.9	1.3	1.1	0.7	0.2	1.0

Spain (184)

In Millions of U.S. Dollars

		Exports (FOB)						Imports (CIF)					
		2016	2015Q4	2016Q1	2016Q2	2016Q3	2016Q4	2016	2015Q4	2016Q1	2016Q2	2016Q3	2016Q4
Marshall Islands	867	2.0	23.9	0.1	0.5	0.7	0.7	23.3	0.1	0.0	0.4	22.7	0.1
Micronesia	868	0.7	0.0	0.0	0.3	0.0	0.3	0.3	0.0	0.3	0.0
Mongolia	948	8.6	1.5	0.9	2.8	2.0	3.0	0.6	0.1	0.2	0.2	0.1	0.1
Myanmar	518	29.0	6.8	8.2	9.9	4.7	6.2	97.0	18.5	19.3	16.6	29.5	31.6
Nepal	558	3.7	0.9	1.0	1.0	0.7	0.9	2.5	0.9	0.5	0.9	0.6	0.6
Papua New Guinea	853	1.7	0.5	0.5	0.5	0.5	0.2	88.6	23.8	8.7	22.7	26.0	31.2
Philippines	566	406.9	134.3	92.2	92.9	112.0	109.8	181.4	39.7	43.5	48.4	42.2	47.4
Samoa	862	0.1	0.0	0.0	0.0	0.0	0.0	0.0	0.0	0.0
Solomon Islands	813	0.2	0.0	0.1	0.0	0.0	2.2	0.2	0.5	1.0	0.5	0.1
Sri Lanka	524	72.6	9.0	16.6	12.9	11.7	31.4	86.9	20.6	21.1	24.4	23.5	17.8
Thailand	578	618.3	119.4	137.7	145.4	164.7	170.5	994.1	218.6	262.4	275.9	241.1	214.7
Timor-Leste	537	0.1	0.0	0.0	0.0	0.0	0.1	0.0	0.0	0.0	0.0
Tonga	866	0.1	0.0	0.0	0.0	0.0	0.0
Vanuatu	846	0.7	0.1	0.1	0.3	0.1	0.1	0.1	0.0	0.1
Vietnam	582	427.7	98.5	85.6	111.6	106.2	124.3	2,282.1	523.7	537.3	520.2	622.1	602.5
Asia n.s.	598	1.1	0.3	0.0	0.3	0.0	0.8	0.7	0.0	0.0	0.0	0.0	0.7
Europe	170	22,436.1	5,500.5	5,239.5	5,862.1	5,607.1	5,727.4	24,245.6	5,910.9	5,942.7	6,403.1	5,780.5	6,119.4
Emerg. & Dev. Europe	903	18,768.5	4,602.4	4,410.6	4,938.4	4,600.0	4,819.4	17,983.8	4,289.4	4,295.9	4,791.6	4,246.0	4,650.4
Albania	914	110.8	26.4	18.4	25.2	40.9	26.3	84.6	20.1	24.4	15.5	19.2	25.5
Bosnia and Herzegovina	963	63.7	12.1	12.7	15.0	17.6	18.4	28.3	12.5	7.2	8.6	6.0	6.5
Bulgaria	918	1,185.5	316.7	309.5	186.6	351.9	337.4	698.7	130.3	123.4	141.6	229.9	203.8
Croatia	960	452.0	119.5	98.7	125.8	114.5	113.0	213.0	61.0	54.1	55.2	49.1	54.6
Faroe Islands	816	2.1	0.2	0.7	0.5	0.7	0.2	3.5	0.3	2.6	0.1	0.6	0.3
Gibraltar	823	687.0	176.0	98.3	180.2	213.1	195.4	73.8	54.7	16.8	52.3	3.3	1.4
Hungary	944	1,718.3	378.3	398.8	452.8	435.5	431.3	2,758.1	680.6	663.9	799.4	621.2	673.6
Kosovo	967	16.5	3.4	3.1	5.9	4.2	3.3	0.9	0.9	0.5	0.1	0.1	0.2
Macedonia, FYR	962	58.6	16.0	14.4	16.5	13.6	14.0	106.3	25.7	27.5	24.8	23.8	30.2
Montenegro	943	29.8	2.9	4.3	6.8	10.8	7.9	0.4	0.0	0.0	0.2	0.2	0.0
Poland	964	5,598.0	1,377.4	1,365.4	1,502.4	1,304.8	1,425.3	6,068.8	1,389.1	1,453.9	1,648.1	1,362.7	1,604.2
Romania	968	2,889.4	696.8	681.6	814.5	642.4	750.9	2,313.0	605.4	527.2	590.2	546.5	649.1
Serbia, Republic of	942	221.1	48.9	48.6	58.4	55.1	58.9	194.4	32.0	38.8	63.4	42.6	49.6
Turkey	186	5,735.8	1,427.8	1,356.0	1,547.8	1,395.0	1,437.0	5,440.0	1,276.7	1,355.6	1,392.2	1,340.8	1,351.3
CIS	901	2,726.8	646.4	613.2	708.4	774.9	630.2	6,204.4	1,609.4	1,632.3	1,595.3	1,520.4	1,456.3
Armenia	911	23.9	3.8	4.9	4.8	6.3	7.8	105.2	6.6	22.3	23.6	34.2	25.1
Azerbaijan, Rep. of	912	39.0	13.2	9.9	8.3	12.0	8.9	559.6	71.0	115.7	120.1	252.1	71.7
Belarus	913	74.4	27.6	15.0	20.5	19.9	19.0	25.7	4.0	6.8	5.2	7.6	6.1
Georgia	915	74.3	18.5	15.2	19.7	21.9	17.5	46.4	12.1	8.7	5.2	10.6	21.8
Kazakhstan	916	270.6	59.2	44.5	57.7	105.5	62.8	795.0	151.3	292.2	156.3	175.7	170.9
Kyrgyz Republic	917	5.9	1.5	1.0	1.6	1.7	1.6	0.1	0.1	0.0	0.0	0.1	0.0
Moldova	921	30.0	7.0	8.6	8.3	6.1	7.0	34.4	7.4	2.5	5.0	5.9	20.9
Russian Federation	922	1,770.6	409.8	396.0	458.9	500.5	415.2	3,421.9	924.0	738.2	988.6	842.6	852.6
Tajikistan	923	3.6	1.5	0.8	0.5	1.1	1.1	0.0	0.0	0.0
Turkmenistan	925	20.1	9.9	6.9	8.3	3.7	1.2	3.6	13.2	1.6	1.1	0.5	0.3
Ukraine	926	334.5	66.7	77.7	89.0	88.8	79.0	1,205.9	419.1	443.2	288.2	189.3	285.2
Uzbekistan	927	79.9	27.8	32.7	30.8	7.3	9.1	6.7	0.7	1.1	2.1	1.9	1.6
Europe n.s.	884	940.8	251.7	215.6	215.3	232.1	277.8	57.4	12.2	14.5	16.2	14.1	12.7
Mid East, N Africa, Pak	440	21,992.8	5,757.2	5,162.3	6,109.5	5,046.2	5,674.8	21,413.3	5,403.6	5,160.7	5,348.8	5,074.5	5,829.3
Afghanistan, I.R. of	512	5.0	1.1	0.9	2.0	0.7	1.4	0.4	1.2	0.1	0.2	0.0	0.1
Algeria	612	3,317.9	958.9	727.8	964.5	757.3	868.3	4,998.2	1,763.1	1,372.0	1,185.3	1,298.5	1,142.4
Bahrain, Kingdom of	419	143.0	26.2	28.6	48.8	32.9	32.6	89.9	16.5	15.1	27.1	14.4	33.3
Djibouti	611	43.4	6.2	7.2	3.7	8.3	24.3	6.2	0.9	1.9	1.2	0.1	3.0
Egypt	469	1,545.9	343.1	363.4	463.8	344.3	374.4	899.4	156.0	166.5	216.4	196.8	319.7
Iran, I.R. of	429	397.1	87.7	65.7	96.9	102.0	132.5	968.4	51.7	90.0	257.9	295.6	324.9
Iraq	433	176.9	60.9	38.7	51.9	36.2	50.1	1,393.4	415.7	230.1	279.2	470.3	413.7
Jordan	439	484.0	83.7	92.9	162.4	74.9	153.7	33.3	19.9	12.1	7.5	8.0	5.7
Kuwait	443	389.4	77.2	97.4	112.5	90.0	89.5	65.0	15.0	40.3	11.7	7.0	6.0
Lebanon	446	527.4	145.8	110.7	129.2	125.5	162.0	30.0	11.9	9.7	4.5	11.2	4.6
Libya	672	379.2	130.1	54.6	121.7	108.1	94.7	941.8	203.1	214.0	227.4	131.4	369.1
Mauritania	682	126.5	42.3	28.9	38.3	27.2	32.0	206.9	47.1	53.4	54.3	43.6	55.7
Morocco	686	7,666.4	1,924.9	1,765.7	2,105.5	1,725.7	2,069.4	6,167.4	1,316.8	1,588.2	1,672.2	1,234.3	1,672.8

Spain (184)

In Millions of U.S. Dollars

		Exports (FOB)						Imports (CIF)					
		2016	2015Q4	2016Q1	2016Q2	2016Q3	2016Q4	2016	2015Q4	2016Q1	2016Q2	2016Q3	2016Q4
Oman	449	472.7	177.8	258.9	81.5	63.5	68.9	24.9	10.3	5.8	8.9	6.2	3.9
Pakistan	564	271.3	78.5	56.3	73.8	76.3	64.9	872.1	191.0	246.4	197.7	224.3	203.7
Qatar	453	378.1	81.9	80.2	96.3	96.2	105.4	567.0	204.6	172.0	171.2	86.5	137.2
Saudi Arabia	456	2,619.3	772.8	666.0	772.4	563.5	617.4	3,335.2	738.6	720.2	831.7	838.7	944.6
Somalia	726	10.8	1.5	0.8	2.5	3.3	4.1	0.5	0.0	0.0	0.3	0.0	0.1
Sudan	732	38.2	6.9	12.0	8.4	8.8	9.0	1.0	0.2	0.1	0.4	0.0	0.4
Syrian Arab Republic	463	43.7	8.5	8.2	10.7	13.1	11.7	24.5	7.2	2.1	4.8	7.1	10.4
Tunisia	744	961.6	198.6	205.0	247.0	294.4	215.2	402.5	117.8	118.9	98.6	72.4	112.6
United Arab Emirates	466	1,938.6	532.2	479.3	495.6	482.5	481.2	381.9	115.1	101.6	88.5	127.6	64.3
West Bank and Gaza	487	31.0	5.9	8.1	11.6	6.0	5.3	0.6	0.0	0.0	0.2	0.0	0.4
Yemen, Republic of	474	25.5	4.5	5.0	8.2	5.5	6.8	2.5	0.0	0.2	1.5	0.3	0.6
Sub-Saharan Africa	603	4,007.7	1,091.3	952.4	1,006.0	980.0	1,069.3	8,188.7	2,436.4	1,970.5	2,079.8	2,018.4	2,119.9
Angola	614	167.6	54.4	23.2	44.4	43.3	56.7	920.8	314.8	129.6	191.0	432.3	167.9
Benin	638	54.3	16.1	13.9	14.6	11.5	14.3	6.0	0.5	2.8	0.3	2.0	1.0
Botswana	616	4.6	0.5	1.7	1.6	0.9	0.4	0.1	0.0	0.0	0.1	0.0	0.0
Burkina Faso	748	60.4	10.7	9.8	9.8	16.6	24.1	32.9	4.7	12.8	9.4	10.2	0.4
Burundi	618	0.2	0.3	0.0	0.1	0.0	0.1	0.0	0.0	0.0	0.0
Cabo Verde	624	94.0	13.2	13.8	25.8	31.8	22.6	57.6	10.6	15.0	14.8	13.8	14.0
Cameroon	622	118.1	30.5	25.8	36.9	29.0	26.3	284.7	21.5	117.1	64.7	62.5	40.4
Central African Rep.	626	7.0	1.3	2.3	2.1	1.4	1.2	0.7	0.2	0.1	0.3	0.2	0.1
Chad	628	7.1	1.7	2.6	1.8	1.5	1.2	0.1	0.6	0.0	0.0	0.0
Comoros	632	4.8	0.6	0.6	0.8	1.6	1.7	0.4	0.2	0.1	0.1	0.0	0.2
Congo, Dem. Rep. of	636	26.3	13.7	7.8	5.8	6.0	6.7	181.9	12.9	66.2	42.5	11.7	61.4
Congo, Republic of	634	40.6	14.5	11.4	9.8	8.7	10.7	60.9	41.9	6.6	2.0	48.2	4.0
Côte d'Ivoire	662	259.1	62.6	62.0	62.3	57.8	77.0	375.1	77.1	98.6	99.2	72.1	105.1
Equatorial Guinea	642	260.9	70.0	73.5	74.2	59.6	53.6	574.5	97.2	50.6	171.1	99.7	253.1
Eritrea	643	3.0	0.3	0.3	0.2	0.2	2.3
Ethiopia	644	92.7	33.7	22.8	23.3	25.7	20.8	8.7	1.9	1.1	2.9	3.5	1.1
Gabon	646	39.9	11.3	9.7	10.1	11.4	8.7	143.3	63.1	62.6	10.1	9.2	61.4
Gambia, The	648	27.8	4.6	6.2	10.5	5.6	5.4	1.5	0.1	0.3	0.3	0.9	0.0
Ghana	652	209.7	52.9	72.9	49.6	43.1	44.1	95.2	29.6	24.1	21.0	26.8	23.2
Guinea	656	51.7	11.3	13.9	10.8	8.8	18.3	166.1	46.8	45.7	41.2	46.9	32.3
Guinea-Bissau	654	16.5	4.0	6.5	3.4	4.7	1.9	0.1	0.0	0.0	0.0	0.0
Kenya	664	87.8	35.9	17.5	27.0	22.1	21.2	32.8	7.5	5.0	11.1	9.1	7.6
Lesotho	666	0.3	0.1	0.0	0.0	0.0	0.3	0.0	0.0	0.0	0.0
Liberia	668	23.7	6.4	7.7	4.5	8.9	2.5	8.0	3.0	1.5	2.7	1.9	2.0
Madagascar	674	30.3	9.2	9.4	9.0	5.6	6.3	75.5	16.1	14.7	19.4	28.3	13.1
Malawi	676	2.4	0.7	0.5	0.3	0.8	0.8	6.2	2.9	1.4	1.1	1.7	2.0
Mali	678	99.8	12.8	11.6	14.8	17.7	55.8	2.2	0.8	0.3	1.3	0.4	0.2
Mauritius	684	92.8	24.0	16.6	28.5	18.4	29.3	84.3	13.5	18.5	18.9	25.2	21.6
Mozambique	688	27.4	11.5	5.0	7.6	8.0	6.8	180.4	39.4	44.2	51.9	40.2	44.1
Namibia	728	30.7	8.9	5.9	10.9	4.5	9.3	204.4	39.2	37.0	58.8	59.2	49.4
Niger	692	7.4	1.9	2.2	2.3	1.4	1.5	2.8	0.5	0.1	1.7	0.9	0.2
Nigeria	694	241.1	86.1	69.7	71.7	48.0	51.7	3,526.9	1,301.2	970.4	958.9	701.5	896.1
Rwanda	714	1.5	1.3	0.3	0.5	0.3	0.3	0.4	0.0	0.1	0.0	0.0	0.3
São Tomé & Príncipe	716	2.6	0.4	1.2	0.5	0.3	0.5	2.0	0.4	0.5	0.6	0.2	0.7
Senegal	722	278.9	68.8	73.9	65.3	58.1	81.7	99.8	18.3	21.2	28.5	26.4	23.6
Seychelles	718	111.1	28.5	27.7	28.1	30.8	24.5	28.9	2.5	6.3	6.0	8.5	8.0
Sierra Leone	724	12.2	2.7	3.2	3.5	3.3	2.3	2.4	0.0	1.2	0.1	0.2	0.9
South Africa	199	1,264.0	339.1	287.5	295.0	343.8	337.6	910.9	242.8	188.9	226.0	251.9	244.2
South Sudan, Rep. of	733	3.0	0.1	0.1	2.7	0.1	0.2
Swaziland	734	3.8	1.8	2.0	1.4	0.3	0.2	18.1	4.1	0.0	2.0	0.5	15.6
Tanzania	738	28.0	6.1	7.1	6.8	7.9	6.3	18.2	6.6	4.5	5.5	4.1	4.1
Togo	742	81.5	24.1	15.2	19.9	23.5	22.9	9.6	2.1	2.5	3.1	3.3	0.7
Uganda	746	20.3	6.2	5.4	4.6	4.9	5.5	32.2	9.9	9.2	8.3	6.7	8.1
Zambia	754	6.2	5.2	1.3	2.3	1.1	1.5	21.8	0.4	4.7	1.6	5.5	10.0
Zimbabwe	698	3.4	1.1	0.8	1.1	0.7	0.8	9.7	1.7	4.8	1.0	2.5	1.5
Africa n.s.	799	1.3	0.0	0.0	0.0	1.3	0.4	0.0	0.1	0.0	0.2	0.1
Western Hemisphere	205	14,233.3	3,980.9	3,251.1	3,639.2	3,652.3	3,690.6	14,910.8	3,509.6	3,094.7	3,755.7	4,125.9	3,934.5
Anguilla	312	0.3	0.0	0.2	0.1	0.1	0.0	0.0	0.0	0.0	0.0

Spain (184)

In Millions of U.S. Dollars

		Exports (FOB)						Imports (CIF)					
		2016	2015Q4	2016Q1	2016Q2	2016Q3	2016Q4	2016	2015Q4	2016Q1	2016Q2	2016Q3	2016Q4
Antigua and Barbuda	311	4.2	0.4	0.5	0.7	0.7	2.3	0.1	3.0	0.0	0.0	0.0	0.0
Argentina	213	941.9	313.9	225.3	240.7	224.6	251.2	1,684.9	514.9	348.6	363.6	499.4	473.2
Aruba	314	11.4	3.2	2.8	2.6	3.0	3.0	0.5	0.0	0.3	0.1	0.1	0.0
Bahamas, The	313	52.4	33.8	2.7	31.5	15.1	3.1	8.1	0.4	6.1	0.5	0.9	0.7
Barbados	316	11.2	6.4	3.4	2.9	2.0	3.0	1.6	0.5	0.6	0.4	0.3	0.2
Belize	339	1.3	1.6	0.5	0.2	0.2	0.5	13.5	3.7	1.9	4.0	7.0	0.6
Bermuda	319	1.8	0.7	0.3	0.3	0.3	0.9	0.7	0.0	0.0	0.6	0.1	0.0
Bolivia	218	101.1	44.7	22.0	24.3	27.6	27.2	115.1	16.9	16.5	29.0	29.9	39.7
Brazil	223	2,486.6	640.8	564.9	673.7	687.6	560.4	3,118.4	711.0	633.2	976.3	905.2	603.7
Chile	228	1,544.4	387.6	393.2	412.9	369.5	368.8	1,549.9	347.4	373.6	385.7	417.2	373.4
Colombia	233	979.0	275.3	214.3	231.7	229.2	303.8	1,168.5	352.2	267.4	209.6	361.6	329.9
Costa Rica	238	199.2	55.9	42.0	51.5	49.5	56.2	204.8	51.6	47.3	54.2	48.6	54.8
Curacao	354	12.2	31.6	2.8	3.5	3.1	2.9	51.6	5.2	6.3	10.9	16.4	17.9
Dominica	321	0.3	0.0	0.0	0.0	0.2	0.1	0.0	0.0	0.0	0.0
Dominican Republic	243	608.3	129.3	120.9	160.2	177.4	149.9	109.8	24.3	20.4	30.1	31.4	27.9
Ecuador	248	384.2	86.7	73.2	82.1	103.4	125.5	570.7	123.2	126.8	132.2	172.4	139.3
El Salvador	253	81.5	23.6	17.8	20.4	22.1	21.2	56.3	8.4	7.8	12.1	22.4	14.0
Falkland Islands	323	5.2	0.4	3.6	0.6	0.3	0.7	187.7	46.9	2.7	93.1	14.0	77.9
Greenland	326	10.0	0.1	0.1	9.8	0.1	0.0	0.0
Grenada	328	0.9	0.1	0.6	0.0	0.1	0.1	0.0	0.0	0.0	0.0
Guatemala	258	216.6	58.5	50.5	53.9	58.4	53.8	92.1	21.5	16.2	23.8	31.9	20.2
Guyana	336	2.9	0.5	0.6	0.8	1.2	0.4	11.6	1.4	1.0	4.7	1.2	4.7
Haiti	263	29.5	9.8	7.4	7.7	8.4	6.0	7.4	1.3	1.4	1.9	2.1	2.0
Honduras	268	81.1	22.6	23.1	19.0	19.1	19.8	49.7	10.3	12.9	8.2	13.9	14.7
Jamaica	343	71.6	16.0	10.3	16.0	25.7	19.6	1.2	0.1	0.2	0.3	0.6	0.1
Mexico	273	4,530.9	1,173.8	1,022.7	1,135.3	1,154.3	1,218.6	3,529.1	631.2	650.1	898.9	980.8	999.2
Montserrat	351	0.1	0.0	0.0	0.0	0.0	0.0	0.0	0.0	0.0
Nicaragua	278	50.0	11.3	13.3	12.8	11.6	12.4	60.7	19.5	14.1	7.0	22.8	16.9
Panama	283	372.5	87.2	93.5	96.6	95.7	86.7	54.6	13.4	7.1	12.5	18.5	16.5
Paraguay	288	113.3	28.0	30.9	25.7	30.7	25.9	166.5	33.3	33.5	14.8	59.9	58.2
Peru	293	653.5	167.0	167.2	142.6	161.9	181.7	1,570.4	237.6	351.9	357.5	376.5	484.5
Sint Maarten	352	5.4	1.1	1.3	1.4	1.3	1.4	0.5	0.0	0.3	0.2	0.0	0.0
St. Kitts and Nevis	361	4.0	0.2	0.6	1.5	1.0	1.0	0.4	0.0	0.0	0.0	0.0	0.4
St. Lucia	362	19.8	1.2	1.1	4.7	5.8	8.2	0.0	0.0	0.0	0.0
St. Vincent & Grens.	364	0.8	0.0	0.0	0.6	0.1	0.1	1.5	0.0	0.0	0.0	0.0	1.5
Suriname	366	9.6	2.1	2.0	3.1	1.9	2.6	0.7	0.5	0.3	0.0	0.0	0.3
Trinidad and Tobago	369	34.0	6.5	6.9	15.2	5.6	6.2	142.8	79.3	57.2	40.6	21.1	23.9
Uruguay	298	351.4	134.9	61.8	96.9	82.2	110.5	101.7	48.0	23.3	23.2	29.4	25.8
Venezuela, Rep. Bol.	299	238.9	80.0	63.4	53.9	68.2	53.4	276.3	202.6	65.5	58.6	39.9	112.3
Western Hem. n.s.	399	9.9	143.9	3.6	1.9	3.0	1.4	1.5	0.0	0.1	1.2	0.2	0.1
Other Countries n.i.e	910	1,004.7	321.4	226.7	281.5	232.8	263.8	146.1	41.0	29.1	24.0	48.1	44.9
Cuba	928	1,003.9	321.3	226.7	281.1	232.8	263.4	145.7	40.9	29.1	24.0	47.8	44.9
Korea, Dem. People's Rep.	954	0.8	0.1	0.0	0.4	0.0	0.4	0.3	0.1	0.0	0.0	0.3	0.0
Special Categories	899	3.0	0.9	1.3	0.9	0.8	0.1	0.0	0.0
Countries & Areas n.s.	898	6,680.2	1,694.4	1,318.5	1,652.4	1,946.5	1,762.9	21.3	13.8	4.3	5.7	6.5	4.9
Memorandum Items													
Africa	605	16,169.5	4,230.5	3,699.7	4,373.2	3,805.0	4,291.5	19,971.5	5,682.3	5,105.1	5,092.2	4,667.3	5,107.0
Middle East	405	9,551.8	2,538.4	2,357.7	2,663.7	2,144.1	2,386.3	8,757.9	1,965.5	1,779.6	2,138.5	2,201.2	2,638.5
European Union	998	190,193.2	45,896.5	46,790.2	50,896.2	44,794.2	47,712.6	191,319.6	49,288.6	46,225.2	51,111.7	45,322.3	48,660.4
Export earnings: fuel	080	14,837.8	4,134.4	3,530.2	4,005.9	3,566.6	3,735.1	25,049.3	7,286.1	5,862.2	6,159.9	6,463.9	6,563.2
Export earnings: nonfuel	092	273,865.8	67,131.4	65,750.0	73,330.8	65,484.6	69,300.4	285,072.5	70,781.5	69,236.9	74,816.8	68,603.6	72,415.2

Sri Lanka (524)

In Millions of U.S. Dollars

		Exports (FOB)						Imports (CIF)					
		2016	2015Q4	2016Q1	2016Q2	2016Q3	2016Q4	2016	2015Q4	2016Q1	2016Q2	2016Q3	2016Q4
IFS World	
World	001	10,310.3	2,360.4	2,600.5	2,259.3	2,831.0	2,619.6	17,591.6	3,690.9	3,554.5	3,596.9	4,979.5	5,460.5
Advanced Economies	110	7,043.3	1,655.6	1,894.8	1,622.9	1,867.8	1,657.8	6,882.9	1,582.0	1,634.6	1,707.9	1,697.1	1,843.4
Euro Area	163	1,907.4	441.9	493.6	430.0	512.5	471.3	1,450.4	318.6	319.4	353.5	358.6	418.8
Austria	122	26.7	5.6	6.9	5.7	6.5 r	7.6 r	100.0	20.9	37.7	24.4	18.1 r	19.8 r
Belgium	124	345.6	69.3	82.0	77.7	95.6 r	90.3 r	71.9	20.3	21.9	16.6	15.6 r	17.8 r
Cyprus	423	1.1	0.2	0.3	0.2	0.3 r	0.3 r	2.8	0.4	0.6	1.0	0.9 r	0.3 r
Estonia	939	5.0	0.7	0.9	1.3	1.4 r	1.4 r	5.8	1.1	1.1	1.6	1.6 r	1.6 r
Finland	172	14.9	2.4	4.0	3.4	4.2 r	3.3 r	14.3	3.5	5.5	2.5	3.0 r	3.4 r
France	132	172.2	45.9	39.4	38.5	49.1 r	45.3 r	295.0	30.2	40.8	30.9	84.5 r	138.8 r
Germany	134	509.9	106.2	139.7	116.5	136.0 r	117.7 r	435.0	111.6	94.5	132.6	106.4 r	101.5 r
Greece	174	6.3	1.6	1.9	1.5	1.6 r	1.3 r	8.8	2.3	1.6	2.4	2.2 r	2.5 r
Ireland	178	37.1	9.0	9.0	9.8	10.9 r	7.4 r	17.8	2.9	4.1	3.9	4.3 r	5.5 r
Italy	136	428.8	111.2	113.7	97.9	110.4 r	106.9 r	276.1	57.5	59.0	72.4	70.7 r	74.1 r
Latvia	941	5.1	1.3	1.9	1.2	1.0 r	1.0 r	1.1	0.1	0.1	0.3	0.3 r	0.3 r
Lithuania	946	6.6	1.6	1.1	1.1	2.3 r	2.2 r	2.0	0.3	1.0	0.2	0.4 r	0.4 r
Luxembourg	137	0.1	0.0	0.0	0.0	0.0 r	0.0 r	1.0	0.1	0.4	0.5	0.1 r	0.1 r
Malta	181	0.6	0.6	0.1	0.1	0.2 r	0.2 r	0.9	0.3	0.4	0.2	0.1 r	0.2 r
Netherlands	138	208.3	58.6	56.1	44.2	55.3 r	52.7 r	113.3	52.7	32.1	38.4	24.4 r	18.3 r
Portugal	182	8.3	1.5	2.0	2.1	2.3 r	1.9 r	7.8	1.5	1.8	2.1	2.0 r	1.9 r
Slovak Republic	936	39.8	6.7	10.7	7.7	11.0 r	10.4 r	14.7	2.6	3.2	2.9	4.0 r	4.6 r
Slovenia	961	3.7	0.9	0.8	0.7	1.1 r	1.0 r	4.5	1.5	0.8	0.9	1.3 r	1.5 r
Spain	184	87.2	18.4	23.0	20.5	23.4 r	20.4 r	77.6	8.9	12.8	19.8	18.7 r	26.3 r
Australia	193	165.9	40.1	41.8	38.3	46.1 r	39.8 r	196.3	51.7	68.2	45.8	41.1 r	41.2 r
Canada	156	179.3	43.2	45.5	42.3	49.4 r	42.1 r	251.1	52.9	60.7	65.0	49.7 r	75.6 r
China,P.R.: Hong Kong	532	156.1	26.5	31.4	30.4	48.6 r	45.7 r	465.9	99.0	121.1	107.0	107.8 r	129.9 r
China,P.R.: Macao	546	0.2	0.1	0.2	0.0	0.8	0.1	0.1	0.3	0.2 r	0.2 r
Czech Republic	935	15.3	3.6	4.2	3.2	4.1 r	3.9 r	11.6	2.5	2.2	2.8	3.1 r	3.5 r
Denmark	128	26.2	8.5	7.4	5.3	6.4 r	7.1 r	60.7	7.3	21.1	9.5	12.4 r	17.7 r
Iceland	176	0.3	0.1	0.0	0.1	0.1 r	0.1 r	0.1	0.2	0.0	0.0	0.0 r	0.0 r
Israel	436	93.5	29.7	33.4	21.0	21.3 r	17.9 r	80.9	11.1	16.4	19.4	21.2 r	23.9 r
Japan	158	203.8	48.2	59.4	41.1	52.5 r	50.8 r	949.8	312.5	280.8	217.1	208.8 r	243.1 r
Korea, Republic of	542	70.9	14.7	21.5	16.9	18.3 r	14.3 r	324.4	78.2	101.0	76.8	72.3 r	74.3 r
New Zealand	196	24.0	6.2	5.8	5.5	6.6 r	6.2 r	196.0	47.0	44.5	51.4	49.1 r	51.0 r
Norway	142	20.8	3.8	5.9	4.8	5.2 r	5.0 r	13.4	2.3	5.2	2.3	2.4 r	3.5 r
San Marino	135	0.3	0.1 r	0.2 r
Singapore	576	115.5	18.0	15.8	14.8	37.8 r	47.0 r	1,030.3	230.3	212.7	306.3	294.5 r	216.8 r
Sweden	144	69.4	19.1	15.9	15.4	19.3 r	18.8 r	64.7	27.7	16.2	12.7	15.3 r	20.5 r
Switzerland	146	103.6	22.7	27.6	23.7	27.3 r	24.9 r	274.2	31.4	54.0	74.1	72.4 r	73.7 r
Taiwan Prov.of China	528	35.9	10.3	8.3	8.9	9.6 r	9.1 r	526.2	107.0	113.5	125.8	134.2 r	152.7 r
United Kingdom	112	1,045.1	227.0	306.5	253.3	268.1 r	217.3 r	445.7	88.8	80.4	88.7	116.6 r	160.0 r
United States	111	2,810.2	692.0	770.8	668.1	734.8 r	636.5 r	540.0	113.4	117.0	149.3	137.0 r	136.6 r
Vatican	187	0.1	0.0 r	0.0 r	0.0	0.0 r	0.0 r
Emerg. & Dev. Economies	200	3,263.5	704.3	704.8	636.2	962.1	960.3	10,693.6	2,107.6	1,917.9	1,886.8	3,277.3	3,611.7
Emerg. & Dev. Asia	505	1,333.1	237.6	258.5	218.3	411.0	445.3	8,200.7	1,442.4	1,403.3	1,335.3	2,630.5	2,831.7
American Samoa	859	0.0	0.0 r	0.0 r	0.8	0.4 r	0.4 r
Bangladesh	513	118.9	24.6	25.1	21.8	33.7 r	38.2 r	29.4	7.5	7.5	7.4	7.4 r	7.1 r
Brunei Darussalam	516	0.1	0.0 r	0.0 r	0.1	0.0 r	0.0 r
Cambodia	522	6.4	1.4	1.6	1.2	1.8 r	1.7 r	6.8	0.4	0.2	0.1	2.2 r	4.4 r
China,P.R.: Mainland	924	107.7	53.9 r	53.9 r	2,135.4	1,067.7 r	1,067.7 r
Fiji	819	3.4	0.7	0.7	1.0	0.9 r	0.8 r	2.7	0.6	0.4	0.8	0.7 r	0.8 r
F.T. French Polynesia	887	0.4	0.1	0.0	0.1	0.2 r	0.0 r
F.T. New Caledonia	839	0.2	0.0	0.1	0.0	0.1 r	0.0 r	0.0	0.0	0.0	0.0
India	534	753.5	143.5	146.4	117.6	226.6 r	262.9 r	3,825.0	965.4	953.7	837.0	930.8 r	1,103.5 r
Indonesia	536	40.5	8.9	13.8	7.2	9.0 r	10.5 r	379.1	103.0	94.5	91.6	94.1 r	98.9 r
Lao People's Dem.Rep	544	2.1	0.0	0.0	0.6	1.1 r	0.4 r	0.0	0.3	0.0
Malaysia	548	42.2	7.2	7.3	7.1	12.8 r	15.0 r	642.0	151.0	131.8	186.4	167.6 r	156.2 r
Maldives	556	104.2	20.0	26.8	26.6	27.7 r	23.2 r	86.2	4.9	10.1	16.9	25.3 r	33.9 r
Mongolia	948	1.1	0.3	0.3	0.3	0.3 r	0.3 r	2.1	2.1	0.8	0.7	0.3 r	0.3 r
Myanmar	518	1.7	0.1	0.6	0.2	0.5 r	0.4 r	31.9	4.3	8.0	7.5	8.7 r	7.6 r

Sri Lanka (524)

In Millions of U.S. Dollars

		Exports (FOB)						Imports (CIF)					
		2016	2015Q4	2016Q1	2016Q2	2016Q3	2016Q4	2016	2015Q4	2016Q1	2016Q2	2016Q3	2016Q4
Nepal	558	1.4	0.0	0.2	0.3	0.5 r	0.4 r	0.3	0.0	0.0	0.1	0.0 r	0.0 r
Papua New Guinea	853	1.1	0.2	0.2	0.3	0.3 r	0.3 r	0.3	0.5	0.1	0.0	0.1 r	0.1 r
Philippines	566	15.2	2.5	2.6	2.6	4.6 r	5.4 r	26.6	6.1	6.2	7.6	7.0 r	5.8 r
Thailand	578	36.3	11.2	12.6	8.4	8.4 r	6.9 r	514.5	123.7	126.2	115.6	126.2 r	146.5 r
Timor-Leste	537	0.1	0.0 r	0.0 r	0.0	0.0 r	0.0 r
Vanuatu	846	0.0	0.0	0.1	0.1
Vietnam	582	96.5	16.7	20.3	22.8	28.6 r	24.8 r	269.6	72.7	63.6	63.7	67.8 r	74.4 r
Asia n.s.	598	248.1	0.0	124.0 r	124.0 r
Europe	170	523.2	127.3	121.7	122.1	151.6	127.8	390.9	127.3	97.1	89.3	97.2	107.3
Emerg. & Dev. Europe	903	247.9	58.7	55.6	57.1	73.0	62.1	122.5	25.5	27.9	30.4	31.1	33.1
Albania	914	6.3	2.0	2.1	1.1	1.4 r	1.6 r	0.1	0.0	0.0	0.1	0.0 r	0.0 r
Bosnia and Herzegovina	963	3.6	0.2	0.4	0.4	1.1 r	1.7 r	0.1	0.0	0.0	0.0	0.0 r	0.1 r
Bulgaria	918	2.0	0.4	0.4	0.7	0.6 r	0.3 r	7.0	2.8	1.7	1.6	1.7 r	2.0 r
Croatia	960	1.7	0.3	0.6	0.4	0.4 r	0.4 r	1.2	0.1	0.1	0.5	0.3 r	0.3 r
Hungary	944	23.2	3.5	4.6	6.2	6.6 r	5.8 r	11.3	3.5	2.2	3.5	3.8 r	1.9 r
Macedonia, FYR	962	0.3	0.1 r	0.1 r	0.1	0.0 r	0.1 r
Poland	964	46.3	11.7	15.0	9.9	12.0 r	9.4 r	27.5	6.1	5.0	7.1	7.2 r	8.2 r
Romania	968	9.1	1.8	2.4	2.0	2.4 r	2.3 r	4.9	0.5	3.2	0.4	0.6 r	0.7 r
Serbia, Republic of	942	0.4	0.2 r	0.2 r	1.0	0.5 r	0.5 r
Turkey	186	154.9	38.8	30.2	36.4	48.1 r	40.2 r	69.2	12.5	15.7	17.2	16.8 r	19.4 r
CIS	901	275.4	68.6	66.1	65.0	78.6	65.7	267.4	101.6	69.1	58.6	65.8	73.9
Armenia	911	0.8	0.4	0.0	0.1	0.4 r	0.3 r	0.0	0.0	0.0
Azerbaijan, Rep. of	912	46.3	10.0	8.3	10.6	14.1 r	13.3 r	0.0	0.0
Belarus	913	3.0	0.7	0.8	0.6	0.8 r	0.8 r	25.1	3.7	10.5	4.2	4.9 r	5.6 r
Georgia	915	3.2	0.6	0.5	0.6	1.0 r	1.0 r	0.3	0.0	0.1	0.1	0.0 r	0.0 r
Kazakhstan	916	2.8	0.7	0.6	0.5	0.9 r	0.8 r	7.0	0.3	2.8	1.2	1.4 r	1.5 r
Kyrgyz Republic	917	1.9	1.0 r	1.0 r	0.0	0.0 r	0.0 r
Moldova	921	1.2	0.4	0.3	0.4	0.3 r	0.3 r	0.0	0.0	0.0	0.0 r	0.0 r
Russian Federation	922	182.2	47.9	46.9	45.1	50.7 r	39.6 r	199.6	77.8	51.7	50.1	46.2 r	51.6 r
Tajikistan	923	0.2	0.1 r	0.1 r	0.0	0.0 r	0.0 r
Turkmenistan	925	0.3	0.2 r	0.2 r	0.0	0.0 r	0.0 r
Ukraine	926	27.7	6.2	7.0	5.8	7.7 r	7.3 r	35.2	1.6	3.7	3.1	13.3 r	15.1 r
Uzbekistan	927	5.6	1.8	1.7	1.3	1.5 r	1.1 r	0.2	18.3	0.2
Europe n.s.	884	1.0	0.1	0.2	0.3	0.3 r	0.3 r
Mid East, N Africa, Pak	440	982.7	230.9	224.6	205.9	281.7	270.5	1,636.9	417.7	311.5	378.5	430.8	516.2
Afghanistan, I.R. of	512	0.6	0.2	0.1	0.2	0.2 r	0.2 r	0.0	0.0	0.0	0.0	0.0 r	0.0 r
Algeria	612	0.5	0.2	0.1	0.1	0.2 r	0.2 r	0.0	0.0	0.0	0.0
Bahrain, Kingdom of	419	11.0	1.3	0.9	1.1	3.7 r	5.2 r	14.6	3.3	2.7	2.7	4.3 r	4.9 r
Djibouti	611	0.1	0.0	0.0	0.0	0.0 r	0.0 r	0.5	0.0	0.1	0.2	0.1 r	0.1 r
Egypt	469	18.5	9.2 r	9.2 r	13.8	6.9 r	6.9 r
Iran, I.R. of	429	173.5	47.8	34.9	43.0	49.7 r	45.9 r	7.0	0.6	2.7	1.1	1.6 r	1.7 r
Iraq	433	111.7	30.2	32.5	27.6	29.1 r	22.5 r	0.6	0.1	0.1	0.2	0.1 r	0.1 r
Jordan	439	34.1	9.3	9.1	8.5	8.7 r	7.8 r	2.2	0.1	0.3	0.2	0.6 r	1.1 r
Kuwait	443	32.6	8.8	9.7	6.2	8.3 r	8.3 r	15.6	12.6	3.4	4.4	3.7 r	4.2 r
Lebanon	446	30.9	6.9	8.1	6.8	8.7 r	7.2 r	0.2	0.0	0.1	0.1	0.0 r	0.1 r
Libya	672	45.6	8.6	4.7	8.3	16.8 r	15.9 r	0.0	0.0 r	0.0 r
Mauritania	682	1.0	0.4	0.3	0.2	0.3 r	0.3 r	0.0	0.0
Morocco	686	6.9	0.4	1.5	2.3	1.9 r	1.2 r	0.6	0.1	0.1	0.1	0.2 r	0.2 r
Oman	449	6.5	1.3	1.7	1.3	1.7 r	1.9 r	38.3	10.5	6.8	5.7	11.7 r	14.1 r
Pakistan	564	66.3	19.2	17.2	12.5	17.2 r	19.5 r	304.1	83.3	79.2	71.4	72.9 r	80.7 r
Qatar	453	14.5	3.2	2.7	3.7	4.3 r	3.8 r	30.1	9.8	7.2	7.8	7.8 r	7.4 r
Saudi Arabia	456	74.7	16.2	19.1	16.4	20.2 r	19.1 r	135.8	32.3	26.4	32.3	32.6 r	44.6 r
Somalia	726	0.1	0.1	0.0	0.0	0.0 r	0.0 r	0.0	0.0	0.0	0.0 r	0.0 r
Sudan	732	2.8	1.0	0.9	0.3	0.8 r	0.8 r	0.2	0.1	0.0	0.1	0.1 r	0.1 r
Syrian Arab Republic	463	54.8	14.5	12.2	12.5	16.2 r	13.9 r	0.2	0.1	0.2	0.0	0.0 r	0.0 r
Tunisia	744	1.9	0.1	0.3	0.4	0.6 r	0.7 r	0.2	0.0	0.1	0.1	0.1 r	0.1 r
United Arab Emirates	466	292.9	61.3	68.7	54.1	83.4 r	86.7 r	1,067.3	264.1	181.4	250.9	286.6 r	348.4 r
Yemen, Republic of	474	1.2	0.0	0.1	0.4	0.3 r	0.4 r	5.4	0.7	0.8	1.5	1.5 r	1.7 r
Sub-Saharan Africa	603	125.9	31.2	33.2	32.7	30.6	29.4	225.1	66.3	67.5	35.2	44.9	77.5
Angola	614	3.6	0.5	0.6	0.6	1.2 r	1.1 r	0.0

Sri Lanka (524)

In Millions of U.S. Dollars

		Exports (FOB)						Imports (CIF)					
		2016	2015Q4	2016Q1	2016Q2	2016Q3	2016Q4	2016	2015Q4	2016Q1	2016Q2	2016Q3	2016Q4
Benin	638	0.2	0.0	0.1	0.1	0.0	0.0 r	0.0 r
Burkina Faso	748	1.0	0.4	0.4	0.2	0.1 r	0.1 r
Cameroon	622	0.5	0.2	0.2	0.1	0.1 r	0.1 r	0.1	0.0	0.1	0.0
Comoros	632	0.8	0.1	0.1	0.7	0.0	0.0	0.0 r	0.0 r
Congo, Republic of	634	2.3	1.0	0.5	0.6	0.7 r	0.5 r	0.0	0.0
Côte d'Ivoire	662	4.8	1.4	2.8	1.0	0.6 r	0.3 r	1.4	0.7	1.4
Eritrea	643	0.1	0.0	0.0
Ethiopia	644	4.4	0.1	0.4	0.8	1.6 r	1.6 r	1.0	0.1	0.4	0.3	0.1 r	0.1 r
Gabon	646	0.2	0.0	0.0	0.1 r	0.1 r	0.0	0.0	0.0	0.0 r	0.0 r
Gambia, The	648	0.9	0.5 r	0.5 r
Ghana	652	13.3	2.7	4.2	3.1	3.2 r	2.8 r	0.3	0.0	0.2	0.1 r	0.1 r
Guinea	656	2.7	0.7	1.1	0.3	0.6 r	0.7 r	0.0	0.3	0.0 r	0.0 r
Guinea-Bissau	654	0.1	0.1 r	0.1 r
Kenya	664	13.7	6.7	3.6	3.2	3.1 r	3.8 r	2.7	0.7	0.4	0.6	0.8 r	0.9 r
Liberia	668	0.5	0.1	0.1	0.1	0.1 r	0.1 r	0.0	0.0	0.0
Madagascar	674	0.3	0.4	0.3	0.0	2.2	0.7	0.3	0.4	0.7 r	0.8 r
Malawi	676	0.3	0.1	0.1	0.1	0.1 r	0.1 r	0.5	0.0	0.0	0.5
Mali	678	0.2	0.1	0.2	0.0	0.2	0.0	0.2	0.0
Mauritius	684	3.4	0.6	0.8	0.6	1.0 r	1.0 r	1.3	0.2	0.4	0.0	0.4 r	0.5 r
Mozambique	688	0.5	0.1	0.0	0.2	0.2 r	0.2 r	0.1	0.1	0.0	0.0	0.0 r	0.0 r
Namibia	728	0.1	0.0	0.1 r	0.0 r	0.3	0.0	0.0	0.0	0.1 r	0.2 r
Niger	692	0.6	0.2	0.2	0.1	0.1 r	0.1 r	0.1	0.0	0.0	0.0	0.0 r	0.0 r
Nigeria	694	8.0	1.2	1.3	4.8	1.1 r	0.8 r	0.3	0.1	0.3	0.0	0.0 r	0.0 r
Rwanda	714	0.6	0.0	0.2	0.2	0.1 r	0.1 r	0.0	0.0	0.0
Senegal	722	5.7	1.2	1.3	1.3	1.5 r	1.5 r	0.6	0.2	0.3	0.1	0.1 r	0.1 r
Seychelles	718	4.1	1.5	1.2	1.4	0.7 r	0.7 r	7.4	2.2	0.9	2.4	1.9 r	2.2 r
Sierra Leone	724	5.8	0.3	0.1	2.0	1.9 r	1.8 r	0.0	0.0	0.0	0.0	0.0 r	0.0 r
South Africa	199	32.9	7.3	9.6	7.4	8.1 r	7.8 r	199.8	58.3	63.3	26.7	39.1 r	70.7 r
Swaziland	734	0.7	0.2	0.3	0.1	0.2 r	0.2 r	3.9	0.8	0.3	1.4	1.0 r	1.1 r
Tanzania	738	9.8	3.1	2.2	2.8	2.4 r	2.3 r	1.1	1.3	0.4	0.5	0.1 r	0.1 r
Togo	742	1.8	0.5	0.8	0.3	0.3 r	0.3 r	0.0	0.0	0.0
Uganda	746	1.5	0.2	0.1	0.2	0.6 r	0.6 r	1.8	0.3	0.2	0.6	0.4 r	0.6 r
Zambia	754	0.4	0.3	0.2	0.1	0.1 r	0.1 r	0.0	0.0
Zimbabwe	698	0.1	0.1	0.1	0.0	0.0	0.0
Africa n.s.	799	0.0	0.3	0.0	0.0
Western Hemisphere	205	298.5	77.3	66.8	57.2	87.2	87.3	240.0	53.9	38.5	48.6	73.9	79.0
Anguilla	312	0.3	0.1 r	0.2 r
Antigua and Barbuda	311	0.1	0.0	0.1	0.1	0.0	0.0	0.0
Argentina	213	9.5	1.9	2.0	2.1	2.9 r	2.5 r	7.0	0.9	1.9	1.2	1.8 r	2.1 r
Barbados	316	0.1	0.0	0.0	0.0	0.0 r	0.0 r	0.0	0.0	0.0 r	0.0 r
Belize	339	0.3	0.1	0.1	0.2	0.4	0.1	0.0	0.0	0.1 r	0.3 r
Bolivia	218	4.4	1.0	1.9	0.2	1.1 r	1.1 r	0.5	0.1	0.1	0.2	0.1 r	0.1 r
Brazil	223	44.5	8.2	9.4	9.0	12.7 r	13.5 r	193.2	44.4	23.9	35.2	62.9 r	71.2 r
Chile	228	39.2	11.1	7.4	9.4	11.2 r	11.2 r	15.5	3.8	5.5	4.9	3.8 r	1.2 r
Colombia	233	11.3	3.3	2.8	1.9	3.1 r	3.6 r	0.5	0.1	0.1	0.1	0.2 r	0.2 r
Costa Rica	238	1.3	0.6 r	0.6 r	0.3	0.2 r	0.2 r
Dominica	321	0.5	0.1	0.4	0.1	0.0 r	0.0 r	0.2	0.1	0.1	0.1	0.0 r	0.0 r
Dominican Republic	243	0.7	0.4 r	0.4 r	0.2	0.1 r	0.1 r
Ecuador	248	0.0	0.0	0.0	6.1	0.8	2.7	2.4	0.4 r	0.5 r
El Salvador	253	0.8	0.4 r	0.4 r	0.0	0.0 r	0.0 r
Grenada	328	0.0	0.1	0.0 r	0.0 r
Guatemala	258	4.9	1.4	1.3	0.9	1.1 r	1.6 r	0.1	0.0	0.0	0.0	0.0 r	0.0 r
Guyana	336	0.2	0.1	0.1	0.1	0.0	0.0 r	0.0 r
Haiti	263	0.0	0.1	0.0	0.0	0.0	0.0	0.0 r	0.0 r
Honduras	268	1.4	0.7	0.8	0.3	0.2 r	0.1 r	0.4	0.0	0.4	0.0	0.0 r	0.0 r
Jamaica	343	2.6	0.4	1.1	0.5	0.5 r	0.5 r	0.0	0.1	0.0	0.0 r	0.0 r
Mexico	273	132.2	32.1	32.0	25.3	37.6 r	37.3 r	12.8	2.2	3.1	3.8	3.6 r	2.3 r
Nicaragua	278	2.0	0.4	0.7	0.7	0.3 r	0.3 r	0.2	0.1	0.0	0.1	0.0 r	0.1 r
Panama	283	8.4	2.0	2.3	1.6	2.4 r	2.1 r	0.3	0.1	0.0	0.0	0.1 r	0.1 r
Peru	293	18.5	7.1	3.0	3.7	6.1 r	5.8 r	1.8	1.0	0.4	0.6	0.4 r	0.4 r

Sri Lanka (524)

In Millions of U.S. Dollars

		Exports (FOB)						Imports (CIF)					
		2016	2015Q4	2016Q1	2016Q2	2016Q3	2016Q4	2016	2015Q4	2016Q1	2016Q2	2016Q3	2016Q4
St. Vincent & Grens.	364	0.1	0.0	0.0
Suriname	366	0.0	0.1	0.0	0.0	0.0	0.2	0.0
Trinidad and Tobago	369	2.0	0.6	0.4	0.5	0.6 r	0.5 r	0.0	0.0	0.0	0.0	0.0 r	0.0 r
Uruguay	298	2.0	0.7	0.6	0.6	0.4 r	0.4 r	0.2	0.0	0.0	0.1	0.1 r	0.1 r
Venezuela, Rep. Bol.	299	11.4	5.9	0.1	0.2	5.7 r	5.4 r	0.0	0.0	0.0	0.0	0.0 r	0.0 r
Other Countries n.i.e	910	3.6	0.5	0.9	0.1	1.0	1.5	9.8	1.2	2.1	2.2	2.5	2.9
Korea, Dem. People's Rep.	954	3.6	0.5	0.9	0.1	1.0 r	1.5 r	9.7	1.2	2.1	2.2	2.5 r	2.9 r
Countries & Areas n.s.	898	5.2	2.6 r	2.6 r
Memorandum Items													
Africa	605	139.1	33.4	36.2	36.0	34.4	32.5	226.6	66.5	67.8	35.6	45.3	78.0
Middle East	405	902.5	209.4	204.3	189.9	260.5	247.8	1,331.2	334.2	232.0	306.7	357.4	435.1
European Union	998	3,145.6	717.7	850.4	726.2	832.4	736.5	2,085.0	457.9	451.4	480.3	519.7	633.6
Export earnings: fuel	080	1,039.8	250.9	238.5	227.2	297.3	276.8	1,528.9	413.1	289.3	360.4	398.2	481.0
Export earnings: nonfuel	092	9,270.5	2,109.4	2,362.0	2,032.1	2,533.7	2,342.8	16,062.7	3,277.8	3,265.2	3,236.5	4,581.4	4,979.6

St. Kitts and Nevis (361)

In Millions of U.S. Dollars

		Exports (FOB)						Imports (CIF)					
		2016	2015Q4	2016Q1	2016Q2	2016Q3	2016Q4	2016	2015Q4	2016Q1	2016Q2	2016Q3	2016Q4
IFS World	
World	001	56.4	30.3	10.4	27.0	9.6	9.4	333.8	108.8	83.2	76.7	82.3	91.6
Advanced Economies	110	30.7	7.2	7.6	8.4	7.3	7.4	260.7	85.6	67.7	57.3	62.6	73.1
Euro Area	163	0.9	0.1	0.2	0.1	0.1	0.4	11.9	0.8	1.7	6.2	1.9	2.1
Austria	122	0.1	0.0 r	0.1 r	0.0 r	0.0 r	0.0 r
Belgium	124	0.3	0.1 r	0.1 r	0.1 r	0.1 r	0.1 r
Cyprus	423	0.1	0.0 r	0.0 r	0.0 r	0.0 r
France	132	0.3	0.1 r	0.1 r	0.1 r	0.1 r	0.0 r	0.7	0.2 r	0.2 r	0.1 r	0.1 r	0.2 r
Germany	134	0.1	0.0 r	0.0 r	0.0 r	0.0 r	0.0 r	8.8	0.1 r	0.9 r	5.1 r	1.4 r	1.4 r
Ireland	178	0.0	0.0 r	0.0 r	0.0 r	0.0 r	0.0 r	0.2	0.0 r	0.0 r	0.1 r	0.0 r	0.1 r
Italy	136	0.0	0.0 r	0.0 r	0.7	0.2 r	0.1 r	0.4 r	0.1 r	0.2 r
Netherlands	138	0.0	0.0 r	0.0 r	0.2	0.1 r	0.1 r	0.0 r	0.0 r	0.1 r
Slovak Republic	936	0.1 e	0.0 e	0.1 e	0.0 e	0.0 e	0.0 e	0.0	0.0 r	0.0 r	0.0 r	0.0 r	0.0 r
Slovenia	961	0.2 e	0.1 e	0.0 e	0.1 e	0.0 e
Spain	184	0.4 e	0.0 e	0.0 e	0.0 e	0.0 e	0.4 e	0.5	0.0 r	0.1 r	0.2 r	0.1 r	0.1 r
Australia	193	0.3	0.1 r	0.1 r	0.1 r	0.0 r	0.1 r
Canada	156	0.0	0.0 r	0.0 r	0.0 r	0.0 r	0.0 r	4.1	1.2 r	0.8 r	0.8 r	0.9 r	1.5 r
China,P.R.: Hong Kong	532	0.5	0.1 r	0.1 r	0.1 r	0.1 r	0.1 r
Czech Republic	935	1.3 e	0.3 e	0.3 e	0.3 e	0.3 e	0.3 e	0.0	0.0 r	0.0 r	0.0 r	0.0 r	0.0 r
Denmark	128	1.0	0.4 r	0.3 r	0.3 r	0.3 r	0.1 r
Israel	436	0.2	0.0 r	0.0 r	0.0 r	0.0 r	0.0 r
Japan	158	14.5	4.3 r	3.9 r	3.7 r	4.0 r	2.9 r
Korea, Republic of	542	13.3	1.1 r	4.6 r	0.7 r	0.7 r	7.4 r
New Zealand	196	0.1 e	0.0 e	0.0 e	0.0 e	0.0 e	0.1 e	0.0	0.0 r	0.0 r	0.0 r	0.0 r
Singapore	576	0.1 e	0.0 e	0.0 e	0.0 e	0.1 e	0.0 e	0.0	0.0 r	0.0 r	0.0 r	0.0 r	0.0 r
Sweden	144	1.5	0.0 r	0.0 r	0.0 r	0.9 r	0.6 r
Switzerland	146	1.1	3.5 r	0.3 r	0.2 r	0.1 r	0.6 r
Taiwan Prov.of China	528	0.1	0.0 r	0.0 r	0.0 r	0.0 r	0.1 r	1.1	0.3 r	0.3 r	0.3 r	0.3 r	0.2 r
United Kingdom	112	0.1	0.0 r	0.0 r	0.0 r	0.1 r	0.0 r	7.5	1.6 r	1.5 r	1.7 r	2.1 r	2.2 r
United States	111	28.0	6.7 r	7.0 r	7.8 r	6.7 r	6.5 r	203.8	72.2 r	54.2 r	43.1 r	51.3 r	55.2 r
Emerg. & Dev. Economies	200	25.4	23.0	2.7	18.5	2.2	1.9	72.8	23.1	15.4	19.3	19.6	18.4
Emerg. & Dev. Asia	505	0.0	0.1	0.0	0.0	0.0	0.0	12.0	6.4	2.1	2.7	4.2	2.9
China,P.R.: Mainland	924	6.8	4.9 r	1.2 r	1.6 r	2.6 r	1.5 r
India	534	0.0	0.0 r	0.0 r	2.6	0.5 r	0.4 r	0.5 r	1.0 r	0.7 r
Indonesia	536	0.4	0.4 r	0.1 r	0.1 r	0.1 r	0.1 r
Malaysia	548	0.4	0.0 r	0.0 r	0.1 r	0.1 r	0.1 r
Micronesia	868	0.4	0.1 r	0.1 r	0.1 r	0.1 r	0.1 r
Philippines	566	0.0 e	0.1 e	0.0 e	0.0 e	0.0 e	0.0 e
Thailand	578	0.8	0.2 r	0.2 r	0.2 r	0.2 r	0.2 r
Vietnam	582	0.1	0.0 r	0.0 r	0.0 r	0.0 r	0.0 r
Asia n.s.	598	0.4	0.1 r	0.1 r	0.1 r	0.1 r	0.1 r
Europe	170	16.0	19.1	0.7	14.9	0.1	0.2	0.9	0.3	0.1	0.1	0.3	0.4
Emerg. & Dev. Europe	903	15.1	19.1	0.7	14.1	0.1	0.2	0.9	0.3	0.1	0.1	0.3	0.4
Albania	914	0.0	0.0 r	0.0 r	0.0 r	0.0 r	0.0 r	0.3	0.1 r	0.1 r	0.1 r	0.1 r	0.1 r
Hungary	944	0.0 e	0.0 e	0.0 e	0.0 e	0.5	0.2 r	0.1 r	0.2 r	0.3 r
Poland	964	8.6 e	19.0 e	8.4 e	0.1 e	0.0 e
Turkey	186	6.6 e	0.0 e	0.7 e	5.7 e	0.2 e	0.1	0.0 r	0.0 r	0.0 r	0.0 r	0.0 r
CIS	901	0.8	0.0	0.0	0.8	0.0	0.0	0.0	0.0	0.0	0.0	0.0	0.0
Ukraine	926	0.8 e	0.0 e	0.8 e	0.0 e	0.0	0.0 r	0.0 r	0.0 r	0.0 r
Mid East, N Africa, Pak	440	0.2	0.1	0.0	0.0	0.0	0.0	0.3	0.1	0.1	0.1	0.1	0.1
Afghanistan, I.R. of	512	0.0	0.0 r	0.0 r	0.0 r	0.0 r	0.0 r	0.1	0.0 r	0.0 r	0.0 r	0.0 r	0.0 r
Algeria	612	0.1	0.0 r	0.0 r	0.0 r	0.0 r	0.0 r
United Arab Emirates	466	0.1 e	0.0 e	0.0 e	0.0 e	0.0 e	0.0 e	0.1	0.0 r	0.0 r	0.0 r	0.0 r	0.0 r
Sub-Saharan Africa	603	0.3	0.1	0.0	0.1	0.1	0.1	0.1	0.0	0.0	0.0	0.0	0.0
Angola	614	0.2 e	0.1 e	0.0 e	0.0 e	0.0 e	0.0 e
South Africa	199	0.1 e	0.0 e	0.0 e	0.1 e	0.0 e	0.0 e	0.0	0.0 r	0.0 r	0.0 r	0.0 r	0.0 r
Western Hemisphere	205	9.0	3.7	1.9	3.5	2.0	1.6	59.5	16.3	13.1	16.4	15.0	15.0
Anguilla	312	0.4	0.2 r	0.1 r	0.2 r	0.1 r	0.1 r	0.0	0.0 r	0.0 r	0.0 r	0.0 r	0.0 r
Antigua and Barbuda	311	1.4	0.6 r	0.3 r	0.6 r	0.3 r	0.3 r	0.7	0.2 r	0.2 r	0.2 r	0.2 r	0.2 r
Argentina	213	0.3	0.1 r	0.1 r	0.1 r	0.1 r	0.1 r

St. Kitts and Nevis (361)

In Millions of U.S. Dollars

		Exports (FOB)						Imports (CIF)					
		2016	2015Q4	2016Q1	2016Q2	2016Q3	2016Q4	2016	2015Q4	2016Q1	2016Q2	2016Q3	2016Q4
Bahamas, The	313	0.0	0.0 r	0.0 r	0.0 r	0.0 r	0.0 r	0.5	0.1 r	0.1 r	0.1 r	0.1 r	0.1 r
Barbados	316	0.2	0.1 r	0.0 r	0.1 r	0.0 r	0.0 r	4.0	1.1 r	0.9 r	1.1 r	1.0 r	1.0 r
Brazil	223	1.9	0.4 r	0.5 r	0.5 r	0.4 r	0.4 r
Chile	228	0.2	0.1 r	0.0 r	0.1 r	0.0 r	0.1 r
Colombia	233	0.0 e	0.0 e	0.0 e	0.0 e	0.0 e	0.0 e	2.1	0.4 r	0.5 r	0.6 r	0.5 r	0.5 r
Costa Rica	238	0.8	0.2 r	0.2 r	0.2 r	0.2 r	0.2 r
Curacao	354	0.1	0.0 r	0.0 r	0.0 r	0.0 r	0.0 r	0.3	0.1 r	0.1 r	0.1 r	0.1 r	0.1 r
Dominica	321	1.0	0.5 r	0.2 r	0.4 r	0.2 r	0.2 r	1.1	0.3 r	0.2 r	0.3 r	0.3 r	0.3 r
Dominican Republic	243	0.0	0.0 r	0.0 r	0.0 r	0.0 r	0.0 r	3.7	1.0 r	0.8 r	1.0 r	0.9 r	0.9 r
El Salvador	253	0.7	0.2 r	0.1 r	0.4 r	0.0 r	0.1	0.0 r	0.0 r	0.0 r	0.0 r	0.0 r
Grenada	328	0.5	0.2 r	0.1 r	0.2 r	0.1 r	0.1 r	2.4	0.7 r	0.5 r	0.7 r	0.6 r	0.6 r
Guatemala	258	0.1	0.0 r	0.0 r	0.0 r	0.0 r	0.0 r
Guyana	336	0.0	0.0 r	0.0 r	0.0 r	0.0 r	0.0 r	2.9	0.8 r	0.6 r	0.8 r	0.7 r	0.7 r
Honduras	268	0.0	0.2 r	0.0 r	0.0 r	0.0 r	0.0 r
Jamaica	343	0.0	0.0 r	0.0 r	0.0 r	0.0 r	0.0 r	5.4	1.5 r	1.2 r	1.5 r	1.4 r	1.4 r
Mexico	273	0.9	0.2 r	0.2 r	0.2 r	0.2 r	0.2 r
Montserrat	351	0.3	0.2 r	0.1 r	0.1 r	0.1 r	0.1 r	0.0	0.0 r	0.0 r	0.0 r	0.0 r	0.0 r
Panama	283	0.1	0.0 r	0.0 r	0.0 r	0.0 r	0.0 r	0.7	0.2 r	0.2 r	0.2 r	0.2 r	0.2 r
Peru	293	0.0 e	0.0 e	0.0 e	0.0 e	0.0 e	0.0 e	1.0	0.3 r	0.2 r	0.3 r	0.3 r	0.3 r
Sint Maarten	352	0.4	0.2 r	0.1 r	0.2 r	0.1 r	0.1 r	3.4	0.9 r	0.7 r	0.9 r	0.9 r	0.9 r
St. Lucia	362	1.1	0.5 r	0.2 r	0.4 r	0.2 r	0.2 r	1.1	0.3 r	0.2 r	0.3 r	0.3 r	0.3 r
St. Vincent & Grens.	364	0.4	0.2 r	0.1 r	0.2 r	0.1 r	0.1 r	2.4	0.7 r	0.5 r	0.7 r	0.6 r	0.6 r
Suriname	366	0.1	0.0 r	0.0 r	0.0 r	0.0 r	0.0 r
Trinidad and Tobago	369	1.2	0.5 r	0.3 r	0.5 r	0.2 r	0.2 r	23.0	6.3 r	5.0 r	6.3 r	5.8 r	5.8 r
Western Hem. n.s.	399	1.1	0.5 r	0.2 r	0.4 r	0.2 r	0.2 r	0.2	0.0 r	0.0 r	0.0 r	0.0 r	0.0 r
Other Countries n.i.e	910	0.2	0.0	0.0	0.0	0.0	0.0
Korea, Dem. People's Rep.	954	0.2	0.0 r	0.0 r	0.0 r	0.0 r	0.0 r
Special Categories	899	0.3	0.1 r	0.1 r	0.1 r	0.0 r	0.0 r	0.0	0.0 r	0.0 r	0.0 r	0.0 r	0.0 r
Memorandum Items													
Africa	605	0.3	0.1	0.0	0.1	0.1	0.1	0.2	0.0	0.0	0.0	0.0	0.0
Middle East	405	0.1	0.0	0.0	0.0	0.0	0.0	0.1	0.0	0.0	0.0	0.0	0.0
European Union	998	10.9	19.4	0.6	8.9	0.6	0.7	22.4	3.0	3.5	8.2	5.4	5.3
Export earnings: fuel	080	1.5	0.7	0.3	0.6	0.3	0.3	25.4	6.8	5.5	7.0	6.5	6.4
Export earnings: nonfuel	092	54.8	29.6	10.0	26.4	9.3	9.1	308.4	102.0	77.7	69.7	75.9	85.1

St. Lucia (362)

In Millions of U.S. Dollars

		Exports (FOB)						Imports (CIF)					
		2016	2015Q4	2016Q1	2016Q2	2016Q3	2016Q4	2016	2015Q4	2016Q1	2016Q2	2016Q3	2016Q4
IFS World		34.5	149.0
World	001	87.1	58.4	23.7	18.7	26.8	17.9	531.3	155.8	147.9	100.0	127.1	156.3
Advanced Economies	110	56.3	47.0	15.5	11.6	17.8	11.4	343.2	91.2	93.7	65.2	81.5	102.8
Euro Area	163	3.2	0.8	1.1	0.8	0.9	0.5	52.4	7.4	8.4	12.2	10.5	21.3
Austria	122	0.1	0.1 r	0.0 r	0.0 r	0.0 r	0.0 r
Belgium	124	0.4	0.1 r	0.1 r	0.1 r	0.1 r	0.1 r	1.6	0.7 r	0.4 r	0.3 r	0.4 r	0.5 r
Cyprus	423	0.1	0.0 r	0.0 r	0.0 r	0.0 r	0.0 r	0.0	0.0 r
Estonia	939	0.1	0.0 r	0.0 r	0.0 r	0.0 r	0.0 r
France	132	1.9	0.4 r	0.8 r	0.3 r	0.6 r	0.2 r	14.8	2.4 r	2.8 r	2.8 r	3.3 r	6.0 r
Germany	134	0.3	0.1 r	0.0 r	0.1 r	0.0 r	0.1 r	6.0	0.8 r	1.4 r	1.7 r	1.5 r	1.4 r
Greece	174	0.0	0.0 r	0.0 r	0.0 r	0.0 r	0.0 r	0.2	0.1 r	0.2 r	0.0 r
Ireland	178	0.0	0.0 r	0.0 r	0.0 r	0.0 r	0.0 r	0.8	0.0 r	0.2 r	0.0 r	0.1 r	0.5 r
Italy	136	0.0	0.0 r	0.0 r	0.0 r	0.0 r	7.6	0.9 r	0.8 r	0.9 r	0.6 r	5.4 r
Netherlands	138	0.4	0.1 r	0.1 r	0.1 r	0.1 r	0.1 r	13.4	2.0 r	2.3 r	4.5 r	2.4 r	4.3 r
Portugal	182	0.0	0.0 r	0.0 r	0.0 r	0.0 r	0.0 r	0.1	0.0 r	0.0 r	0.0 r	0.0 r	0.0 r
Spain	184	7.5	0.4 r	0.4 r	1.8 r	2.2 r	3.1 r
Australia	193	0.0	0.0 r	0.0 r	0.0 r	1.3	0.8 r	0.5 r	0.3 r	0.0 r	0.6 r
Canada	156	0.5	0.1 r	0.2 r	0.1 r	0.1 r	0.1 r	7.9	2.2 r	2.0 r	1.5 r	2.3 r	2.0 r
China,P.R.: Hong Kong	532	0.0	0.0 r	0.0 r	0.0 r	0.0 r	0.0 r	1.9	0.5 r	0.5 r	0.5 r	0.5 r	0.5 r
Czech Republic	935	0.0	0.0 r	0.0 r	0.0 r	0.0 r	0.0 r	0.1	0.0 r	0.0 r	0.1 r	0.1 r
Denmark	128	0.1	0.1 r	0.1 r	0.0 r	0.0 r	0.6	0.3 r	0.0 r	0.1 r	0.2 r	0.2 r
Israel	436	0.1	0.0 r	0.0 r	0.0 r	0.0 r	0.0 r
Japan	158	0.0	0.0 r	0.0 r	21.3	7.7 r	7.0 r	4.6 r	4.6 r	5.0 r
Korea, Republic of	542	0.1	0.0 r	0.1 r	0.0 r	0.0 r	3.4	0.9 r	0.7 r	1.2 r	0.7 r	0.7 r
New Zealand	196	0.0	0.0 r	0.0 r	0.0 r	0.0 r	0.0 r	2.8	0.8 r	0.5 r	0.8 r	0.7 r	0.8 r
Singapore	576	0.1	0.0 r	0.0 r	0.0 r	0.0 r	0.0 r	0.1	0.0 r	0.0 r	0.0 r	0.0 r
Sweden	144	0.0	0.0 r	0.0 r	0.0 r	0.0 r	3.0	0.2 r	0.2 r	1.0 r	0.5 r	1.3 r
Switzerland	146	0.0	0.0 r	0.0 r	0.0 r	0.0 r	0.0 r	0.2	0.1 r	0.1 r	0.0 r	0.0 r	0.1 r
Taiwan Prov.of China	528	0.0	0.0 r	0.0 r	0.0 r	0.0 r	0.0 r	1.3	0.3 r	0.6 r	0.3 r	0.1 r	0.3 r
United Kingdom	112	9.7	2.8 r	2.7 r	2.9 r	2.8 r	1.3 r	35.3	9.3 r	8.5 r	10.2 r	7.6 r	9.0 r
United States	111	42.5	43.3 r	11.4 r	7.7 r	14.0 r	9.4 r	211.6	60.6 r	64.7 r	32.5 r	53.6 r	60.9 r
Emerg. & Dev. Economies	200	30.8	11.4	8.2	7.1	9.1	6.5	187.0	64.2	53.9	34.6	45.3	53.2
Emerg. & Dev. Asia	505	6.0	1.4	1.5	1.6	1.4	1.5	14.2	5.1	3.8	3.4	3.3	3.7
China,P.R.: Mainland	924	0.4	0.1 r	0.1 r	0.1 r	0.1 r	0.1 r	6.1	2.9 r	1.8 r	1.4 r	1.2 r	1.6 r
India	534	1.2	0.2 r	0.4 r	0.3 r	0.2 r	0.3 r	3.1	0.8 r	0.6 r	0.8 r	0.8 r	0.8 r
Indonesia	536	0.1	0.1 r	0.0 r	0.0 r	0.0 r	0.0 r
Malaysia	548	0.0	0.0 r	0.0 r	0.0 r	0.0 r	0.0 r	0.1	0.1 r	0.0 r	0.0 r	0.0 r	0.0 r
Maldives	556	4.1 e	1.0 e	1.0 e	1.1 e	1.0 e	1.0 e
Marshall Islands	867	0.1	0.0 r	0.0 r	0.0 r	0.0 r	0.0 r
Thailand	578	0.2	0.0 r	0.0 r	0.0 r	0.0 r	0.0 r	4.2	1.1 r	1.1 r	1.1 r	1.1 r	1.1 r
Vietnam	582	0.0	0.0 r	0.0 r	0.0 r	0.0 r	0.0 r	0.1	0.0 r	0.0 r	0.0 r	0.0 r	0.0 r
Asia n.s.	598	0.5	0.2 r	0.2 r	0.1 r	0.1 r	0.2 r
Europe	170	0.1	0.0	0.1	0.0	0.1	0.0	2.1	0.7	0.5	0.4	0.5	0.7
Emerg. & Dev. Europe	903	0.0	0.0	0.0	0.0	0.0	0.0	2.1	0.7	0.5	0.4	0.5	0.7
Croatia	960	0.1	0.0 r	0.0 r	0.0 r
Hungary	944	0.0 e	0.0 e	0.6	0.1 r	0.1 r	0.1 r	0.1 r	0.3 r
Turkey	186	1.4	0.6 r	0.4 r	0.2 r	0.4 r	0.4 r
CIS	901	0.1	0.0	0.1	0.1	0.0	0.0	0.0	0.0	0.0	0.0
Russian Federation	922	0.1	0.1 r	0.1 r	0.0	0.0 r	0.0 r	0.0 r	0.0 r	0.0 r
Mid East, N Africa, Pak	440	0.3	0.1	0.1	0.1	0.1	0.1	0.3	0.1	0.1	0.1	0.1	0.1
Morocco	686	0.0	0.0 r	0.0 r	0.0 r	0.0 r	0.0 r	0.1	0.0 r	0.0 r	0.0 r	0.0 r	0.0 r
Pakistan	564	0.1	0.0 r	0.0 r	0.0 r	0.0 r	0.0 r
United Arab Emirates	466	0.3	0.1 r	0.1 r	0.1 r	0.1 r	0.1 r	0.0	0.0 r	0.0 r	0.0 r	0.0 r	0.0 r
Sub-Saharan Africa	603	0.2	0.1	0.1	0.0	0.1	0.0	0.4	0.1	0.2	0.1	0.1	0.1
Sierra Leone	724	0.2	0.1 r	0.0 r	0.0 r	0.0 r	0.0 r	0.0	0.0 r	0.0 r	0.0 r	0.0 r	0.0 r
South Africa	199	0.3	0.0 r	0.1 r	0.1 r	0.0 r	0.1 r
Western Hemisphere	205	24.2	9.8	6.4	5.4	7.5	4.9	169.9	58.2	49.3	30.6	41.4	48.6
Anguilla	312	0.0	0.0 r	0.0 r	0.0 r	0.0 r	0.0 r	0.9	0.3 r	0.3 r	0.2 r	0.2 r	0.3 r
Antigua and Barbuda	311	0.6	0.3 r	0.2 r	0.1 r	0.2 r	0.1 r	0.9	0.3 r	0.2 r	0.2 r	0.2 r	0.3 r
Argentina	213	0.8	0.2 r	0.2 r	0.2 r	0.2 r	0.2 r

St. Lucia (362)

In Millions of U.S. Dollars

		Exports (FOB)						Imports (CIF)					
		2016	2015Q4	2016Q1	2016Q2	2016Q3	2016Q4	2016	2015Q4	2016Q1	2016Q2	2016Q3	2016Q4
Aruba	314	0.0 r	0.2	0.1 r	0.1 r	0.1 r	0.1 r	0.1 r
Barbados	316	2.4	1.0 r	0.6 r	0.5 r	0.7 r	0.5 r	13.3	4.8 r	3.9 r	2.3 r	3.2 r	3.8 r
Belize	339	0.3	0.1 r	0.1 r	0.1 r	0.1 r	0.1 r	0.1	0.0 r	0.0 r	0.0 r	0.0 r	0.0 r
Brazil	223	0.0	0.0 r	0.0 r	0.0 r	0.0 r	0.0 r	0.7	0.3 r	0.1 r	0.0 r	0.3 r	0.4 r
Chile	228	0.0	0.0 r	0.6	0.1 r	0.1 r	0.2 r	0.2 r	0.1 r
Colombia	233	0.1	0.0 r	0.0 r	0.0 r	0.0 r	0.0 r	4.5	0.9 r	1.3 r	0.8 r	1.1 r	1.3 r
Costa Rica	238	0.0	0.0 r	0.0 r	0.0 r	0.0 r	0.0 r	1.5	0.5 r	0.4 r	0.3 r	0.4 r	0.4 r
Curacao	354	0.0	0.0 r	0.0 r	0.0 r	0.0 r	0.0 r	1.3	0.5 r	0.4 r	0.2 r	0.3 r	0.4 r
Dominica	321	1.7	0.8 r	0.5 r	0.4 r	0.5 r	0.3 r	1.3	0.4 r	0.4 r	0.2 r	0.3 r	0.4 r
Dominican Republic	243	0.1	0.1 r	0.0 r	0.0 r	0.0 r	0.0 r	4.0	1.5 r	1.2 r	0.7 r	1.0 r	1.1 r
Ecuador	248	0.0	0.0 r	0.0 r	0.0 r	0.0 r	0.0 r	0.1	0.0 r	0.0 r	0.0 r	0.0 r	0.0 r
El Salvador	253	0.1	0.0 r	0.1 r	0.0 r
Grenada	328	0.4	0.2 r	0.1 r	0.1 r	0.1 r	0.1 r	3.2	1.1 r	0.9 r	0.6 r	0.8 r	0.9 r
Guatemala	258	0.3	0.1 r	0.1 r	0.1 r	0.1 r	0.1 r
Guyana	336	2.2	0.8 r	0.5 r	0.5 r	0.7 r	0.5 r	4.7	1.7 r	1.4 r	0.8 r	1.1 r	1.4 r
Honduras	268	0.0	0.0 r	0.0 r	0.0 r	0.0 r	0.0 r	5.6	0.8 r	1.7 r	1.0 r	1.3 r	1.5 r
Jamaica	343	0.6	0.3 r	0.2 r	0.1 r	0.2 r	0.1 r	8.0	3.1 r	2.4 r	1.4 r	1.9 r	2.3 r
Mexico	273	0.1	0.0 r	0.0 r	0.0 r	0.0 r	0.0 r	4.4	1.1 r	1.1 r	1.1 r	1.1 r	1.1 r
Panama	283	0.7	0.2 r	0.2 r	0.2 r	0.2 r	0.2 r	6.3	1.6 r	1.6 r	1.6 r	1.6 r	1.6 r
Peru	293	0.0	0.0 r	0.0 r	0.0 r	0.0 r	0.0 r	1.8	0.7 r	0.5 r	0.3 r	0.4 r	0.5 r
Sint Maarten	352	0.2	0.1 r	0.1 r	0.0 r	0.1 r	0.0 r	0.3	0.1 r	0.1 r	0.0 r	0.1 r	0.1 r
St. Kitts and Nevis	361	0.6	0.3 r	0.2 r	0.1 r	0.2 r	0.1 r	0.4	0.2 r	0.1 r	0.1 r	0.1 r	0.1 r
St. Vincent & Grens.	364	1.2	0.5 r	0.3 r	0.3 r	0.4 r	0.2 r	6.6	2.4 r	1.9 r	1.2 r	1.6 r	1.9 r
Suriname	366	0.1	0.0 r	0.0 r	0.0 r	0.0 r	0.0 r	0.1	0.0 r	0.0 r	0.0 r	0.0 r	0.0 r
Trinidad and Tobago	369	12.3	5.0 r	3.3 r	2.7 r	3.9 r	2.5 r	95.8	34.4 r	28.1 r	16.8 r	23.3 r	27.7 r
Western Hem. n.s.	399	0.5	0.2 r	0.2 r	0.1 r	0.2 r	0.1 r	1.9	0.7 r	0.6 r	0.3 r	0.5 r	0.5 r
Countries & Areas n.s.	898	1.1	0.4 r	0.3 r	0.2 r	0.3 r	0.3 r
Memorandum Items													
Africa	605	0.2	0.1	0.1	0.0	0.1	0.0	0.6	0.1	0.2	0.1	0.1	0.2
Middle East	405	0.3	0.1	0.1	0.1	0.1	0.1	0.0	0.0	0.0	0.0	0.0	0.0
European Union	998	13.0	3.6	3.8	3.7	3.6	1.9	92.1	17.4	17.2	23.7	19.0	32.2
Export earnings: fuel	080	12.8	5.1	3.4	2.8	4.0	2.5	100.4	35.4	29.4	17.6	24.4	29.0
Export earnings: nonfuel	092	74.3	53.3	20.3	15.8	22.8	15.4	430.8	120.4	118.5	82.4	102.7	127.3

St. Vincent and the Grenadines (364)

In Millions of U.S. Dollars

		Exports (FOB)						Imports (CIF)					
		2016	2015Q4	2016Q1	2016Q2	2016Q3	2016Q4	2016	2015Q4	2016Q1	2016Q2	2016Q3	2016Q4
IFS World	
World	001	469.9	8.3	234.2	167.8	45.3	22.6	324.1	87.3	85.2	79.3	88.1	71.5
Advanced Economies	110	18.5	1.0	9.8	5.1	1.5	2.2	216.0	56.7	58.7	52.6	56.9	47.9
Euro Area	163	13.4	0.0	9.1	3.5	0.7	0.0	26.2	4.4	14.8	4.3	3.6	3.6
Austria	122	0.5	0.0 r	0.2 r	0.0 r	0.3 r	0.0 r
Belgium	124	1.2	0.3 r	0.3 r	0.3 r	0.3 r	0.3 r
Cyprus	423	0.1	0.0 r	0.0 r
France	132	13.4	0.0 r	9.1 r	3.5 r	0.7 r	0.0 r	15.7	2.3 r	12.5 r	1.3 r	0.7 r	1.2 r
Germany	134	0.0	0.0 r	0.0 r	0.0 r	0.0 r	3.2	0.7 r	1.0 r	0.7 r	0.9 r	0.6 r
Ireland	178	0.0 r	0.5	0.3 r	0.0 r	0.1 r	0.1 r	0.2 r
Italy	136	0.0	0.0 r	0.0 r	0.0 r	0.0 r	0.0 r	1.5	0.2 r	0.1 r	0.4 r	0.4 r	0.6 r
Netherlands	138	0.0	0.0 r	0.0 r	0.0 r	2.4	0.5 r	0.6 r	0.6 r	0.7 r	0.5 r
Spain	184	0.0	0.0 r	0.0 r	0.0 r	0.0 r	1.2	0.1 r	0.0 r	0.9 r	0.1 r	0.1 r
Australia	193	0.0	0.0 r	0.0 r	0.0 r	0.0 r	0.0 r	2.6	0.3 r	0.7 r	0.6 r	0.6 r	0.7 r
Canada	156	0.1	0.0 r	0.0 r	0.0 r	0.0 r	0.0 r	4.0	3.3 r	1.1 r	0.8 r	1.2 r	1.0 r
China,P.R.: Hong Kong	532	0.0	0.0 r	0.0 r	0.0 r	0.0 r	0.0 r	0.3	0.1 r	0.1 r	0.1 r	0.1 r	0.1 r
Denmark	128	2.0	0.5 r	0.6 r	0.3 r	0.6 r	0.5 r
Japan	158	11.3	3.3 r	4.3 r	2.6 r	2.8 r	1.6 r
Korea, Republic of	542	0.0	0.0 r	0.0 r	1.5	0.2 r	0.2 r	0.3 r	0.3 r	0.6 r
New Zealand	196	0.0	0.0 r	1.2	0.3 r	0.4 r	0.4 r	0.2 r	0.1 r
Singapore	576	0.1	0.0 r	0.0 r	0.0 r	0.0 r	0.0 r
Sweden	144	0.0	0.0 r	0.0 r	0.0 r	0.0 r	0.0 r	1.2	0.0 r	0.1 r	0.5 r	0.3 r	0.3 r
Switzerland	146	0.4	0.1 r	0.0 r	0.3 r	0.0 r	0.0 r
Taiwan Prov. of China	528	0.0	0.0 r	0.0 r	0.0 r	1.7	0.3 r	0.4 r	0.5 r	0.4 r	0.4 r
United Kingdom	112	1.5	0.4 r	0.2 r	0.9 r	0.2 r	0.3 r	21.0	7.6 r	3.4 r	6.7 r	5.1 r	5.7 r
United States	111	3.5	0.5 r	0.5 r	0.7 r	0.5 r	1.8 r	142.6	36.2 r	32.6 r	35.2 r	41.7 r	33.2 r
Emerg. & Dev. Economies	200	451.4	7.3	224.4	162.8	43.8	20.4	107.6	30.5	26.4	26.6	31.1	23.6
Emerg. & Dev. Asia	505	0.0	0.0	0.0	0.0	0.0	0.0	12.9	3.9	2.2	3.4	4.6	2.7
China,P.R.: Mainland	924	0.0	0.0 r	0.0 r	0.0 r	0.0 r	0.0 r	8.2	2.7 r	1.0 r	2.1 r	3.6 r	1.5 r
India	534	1.2	0.2 r	0.1 r	0.5 r	0.4 r	0.3 r
Indonesia	536	0.3	0.3 r	0.1 r	0.1 r	0.1 r	0.1 r
Malaysia	548	0.7	0.2 r	0.4 r	0.1 r	0.1 r	0.1 r
Thailand	578	1.4	0.2 r	0.3 r	0.4 r	0.2 r	0.5 r
Vietnam	582	0.2	0.1 r	0.1 r	0.0 r	0.1 r	0.0 r
Asia n.s.	598	0.8	0.2 r	0.2 r	0.2 r	0.2 r	0.2 r
Europe	170	8.5	0.0	1.6	1.4	4.8	0.7	0.4	0.2	0.1	0.1	0.1	0.1
Emerg. & Dev. Europe	903	8.5	0.0	1.6	1.3	4.8	0.7	0.3	0.2	0.1	0.1	0.1	0.1
Croatia	960	0.2 e	0.2 e	0.0	0.0 r	0.0 r	0.0 r	0.0 r
Poland	964	8.1 e	1.6 e	1.2 e	4.8 e	0.5 e	0.0	0.0 r	0.0 r	0.0 r	0.0 r	0.0 r
Romania	968	0.1	0.0 r	0.0 r	0.0 r
Turkey	186	0.2 e	0.2 e	0.2	0.1 r	0.1 r	0.0 r	0.0 r	0.0 r
CIS	901	0.0	0.0	0.0	0.0	0.0	0.1	0.0	0.0	0.0	0.0	0.0
Georgia	915	0.1	0.0 r	0.0 r	0.0 r	0.0 r	0.0 r
Mid East, N Africa, Pak	440	0.0	0.0	0.0	0.0	0.0	0.0	0.2	0.0	0.0	0.0	0.0	0.0
Pakistan	564	0.1	0.0 r	0.0 r	0.0 r	0.0 r	0.0 r
United Arab Emirates	466	0.1	0.0 r	0.0 r	0.0 r	0.0 r	0.0 r
Sub-Saharan Africa	603	0.1	0.0	0.0	0.0	0.0	0.0	0.2	0.1	0.0	0.0	0.1	0.0
Angola	614	0.1 e	0.0 e	0.0 e	0.0 e	0.0 e	0.0 e
Swaziland	734	0.1	0.0 r	0.0 r	0.0 r	0.0 r	0.0 r
Western Hemisphere	205	442.8	7.3	222.7	161.4	39.0	19.7	94.0	26.3	24.0	23.0	26.2	20.7
Anguilla	312	0.1	0.0 r	0.1 r	0.1 r	0.0 r	0.0 r	0.0	0.0 r	0.0 r	0.0 r	0.0 r	0.0 r
Antigua and Barbuda	311	69.8	1.1 r	35.2 r	25.5 r	6.1 r	3.1 r	0.2	0.1 r	0.1 r	0.1 r	0.1 r	0.0 r
Argentina	213	0.3	0.1 r	0.1 r	0.1 r	0.1 r	0.1 r
Barbados	316	85.9	1.4 r	43.3 r	31.3 r	7.5 r	3.8 r	7.2	2.0 r	1.9 r	1.8 r	2.0 r	1.6 r
Belize	339	16.2	0.3 r	8.2 r	5.9 r	1.4 r	0.7 r	0.1	0.0 r	0.0 r	0.0 r	0.0 r	0.0 r
Brazil	223	2.5	1.2 r	0.5 r	0.5 r	0.9 r	0.6 r
Chile	228	0.7 e	0.2 e	0.1 e	0.4 e	0.5	0.1 r	0.0 r	0.2 r	0.1 r	0.2 r
Colombia	233	10.2	2.6 r	2.6 r	2.5 r	2.7 r	2.4 r
Costa Rica	238	0.0	0.0 r	0.0 r	0.0 r	0.0 r	0.0 r	1.0	0.3 r	0.2 r	0.2 r	0.3 r	0.2 r
Curacao	354	0.8	0.0 r	0.4 r	0.3 r	0.1 r	0.0 r	0.3	0.1 r	0.1 r	0.1 r	0.1 r	0.1 r

St. Vincent and the Grenadines (364)

In Millions of U.S. Dollars

		Exports (FOB)						Imports (CIF)					
		2016	2015Q4	2016Q1	2016Q2	2016Q3	2016Q4	2016	2015Q4	2016Q1	2016Q2	2016Q3	2016Q4
Dominica	321	44.5	0.7 r	22.4 r	16.2 r	3.9 r	2.0 r	0.4	0.1 r	0.1 r	0.1 r	0.1 r	0.1 r
Dominican Republic	243	1.3	0.0 r	0.6 r	0.5 r	0.1 r	0.1 r	2.9	0.8 r	0.7 r	0.7 r	0.8 r	0.6 r
Grenada	328	27.7	0.4 r	14.0 r	10.1 r	2.4 r	1.2 r	0.9	0.2 r	0.2 r	0.2 r	0.2 r	0.2 r
Guatemala	258	0.3	0.1 r	0.1 r	0.1 r	0.1 r	0.1 r
Guyana	336	1.6	0.0 r	0.8 r	0.6 r	0.1 r	0.1 r	4.2	1.2 r	1.1 r	1.0 r	1.2 r	0.9 r
Jamaica	343	4.0	0.1 r	2.0 r	1.5 r	0.4 r	0.2 r	3.7	1.0 r	1.0 r	0.9 r	1.0 r	0.8 r
Mexico	273	0.5	0.1 r	0.1 r	0.1 r	0.1 r	0.1 r	3.1	0.8 r	0.8 r	0.8 r	0.8 r	0.8 r
Montserrat	351	2.8	0.0 r	1.4 r	1.0 r	0.2 r	0.1 r
Panama	283	0.0	0.0 r	0.0 r	0.0 r	0.0 r	0.0 r	0.3	0.1 r	0.1 r	0.1 r	0.1 r
Peru	293	1.2	0.3 r	0.3 r	0.3 r	0.3 r	0.3 r
Sint Maarten	352	0.6	0.0 r	0.3 r	0.2 r	0.0 r	0.0 r	0.1	0.0 r	0.0 r	0.0 r	0.0 r	0.0 r
St. Kitts and Nevis	361	34.5	0.6 r	17.4 r	12.6 r	3.0 r	1.5 r	0.1	0.0 r	0.0 r	0.0 r	0.0 r	0.0 r
St. Lucia	362	83.0	1.3 r	41.8 r	30.3 r	7.2 r	3.7 r	1.9	0.5 r	0.5 r	0.5 r	0.5 r	0.4 r
Suriname	366	2.2	0.0 r	1.1 r	0.8 r	0.2 r	0.1 r	0.3	0.1 r	0.1 r	0.1 r	0.1 r	0.1 r
Trinidad and Tobago	369	58.0	0.9 r	29.2 r	21.2 r	5.0 r	2.6 r	45.5	12.8 r	11.8 r	11.1 r	12.7 r	9.8 r
Venezuela, Rep. Bol.	299	1.0	0.0 r	0.5 r	0.3 r	0.1 r	0.0 r	7.0	1.9 r	1.8 r	1.7 r	1.9 r	1.5 r
Western Hem. n.s.	399	7.4	0.1 r	3.7 r	2.7 r	0.6 r	0.3 r	0.1	0.0 r	0.0 r	0.0 r	0.0 r	0.0 r
Other Countries n.i.e	910	0.3	0.1	0.1	0.1	0.1	0.1
Cuba	928	0.3	0.1 r	0.1 r	0.1 r	0.1 r	0.1 r
Korea, Dem. People's Rep.	954	0.1	0.0 r	0.0 r	0.0 r	0.0 r	0.0 r
Countries & Areas n.s.	898	0.1	0.0 r	0.0 r	0.0 r	0.0 r	0.0 r
Memorandum Items													
Africa	605	0.1	0.0	0.0	0.0	0.0	0.0	0.2	0.1	0.0	0.0	0.1	0.0
Middle East	405	0.0	0.0	0.0	0.0	0.0	0.0	0.1	0.0	0.0	0.0	0.0	0.0
European Union	998	23.2	0.4	10.9	5.7	5.7	0.8	50.5	12.7	18.8	11.8	9.6	10.2
Export earnings: fuel	080	59.1	1.0	29.7	21.5	5.2	2.6	62.7	17.3	16.2	15.4	17.4	13.8
Export earnings: nonfuel	092	410.9	7.3	204.5	146.3	40.1	19.9	261.4	70.0	69.0	63.9	70.7	57.8

Sudan (732)

In Millions of U.S. Dollars

		Exports (FOB)						Imports (CIF)					
		2016	2015Q4	2016Q1	2016Q2	2016Q3	2016Q4	2016	2015Q4	2016Q1	2016Q2	2016Q3	2016Q4
IFS World	
World	001	2,598.7	753.1	546.2	714.3	589.1	749.1	5,662.3	2,747.7	1,304.3	1,465.3	1,316.5	1,576.3
Advanced Economies	110	148.5	212.5	38.6	46.2	22.5	41.2	1,453.5	1,212.4	383.0	327.0	311.1	432.3
Euro Area	163	105.3	25.6	31.5	37.0	13.8	22.9	558.1	202.3	162.2	120.6	125.1	150.2
Austria	122	4.3	1.7	1.3	1.4	0.5	1.2
Belgium	124	0.4	8.7
Cyprus	423	5.3	4.8	2.4	2.2	0.1	0.6
Finland	172	2.8	1.8	0.6	0.9	0.5	0.7
France	132	46.2	11.5	14.3	9.6	7.3	14.9	63.2	25.1	14.6	20.3	12.0	16.2
Germany	134	14.1	5.7	7.4	6.0	0.1	0.6	219.3	72.1	79.9	38.6	39.4	61.4
Greece	174	10.2	4.8	1.4	3.2	2.6	2.9	3.2	3.0	0.5	0.7	0.8	1.2
Ireland	178	0.1	4.1	1.2	0.9	0.5	1.5	1.2
Italy	136	16.9	2.9	5.3	3.4	3.7	4.4	141.8	53.1	39.8	35.4	28.4	38.1
Malta	181	0.3	0.1	0.0	0.3
Netherlands	138	17.8	0.1	3.0	14.7	0.0	0.1	78.5	22.7	14.6	13.0	34.7	16.1
Portugal	182	6.3	0.5	0.9	1.5	1.8	2.0
Spain	184	0.2	0.0	0.1	0.1	29.0	7.6	6.5	5.7	5.4	11.4
Australia	193	2.5	0.1	0.4	2.0	33.7	32.4	19.0	3.0	1.2	10.5
Canada	156	0.1	0.1	0.0	78.7	53.4	30.8	12.3	4.5	31.1
China,P.R.: Hong Kong	532	0.1	0.0	0.0	0.1	0.0	0.0	7.3	5.4	3.0	1.3	1.3	1.8
China,P.R.: Macao	546	179.8	662.7
Czech Republic	935	1.7
Denmark	128	7.2	0.8	1.5	2.3	2.5	11.9	0.8	1.4	2.8	3.1	4.6
Japan	158	3.4	1.7	0.3	0.4	1.8	0.9	283.1	91.6	65.1	70.8	57.3	90.0
Korea, Republic of	542	0.2	0.2	0.0	0.0	0.1	0.1	167.7	58.9	35.8	42.9	37.3	51.8
New Zealand	196	54.6	21.0	7.9	10.4	16.9	19.3
Norway	142	0.0	0.0	4.3	1.1	1.1	0.9	1.1	1.1
Singapore	576	6.5	0.2	6.4	6.2	1.0	0.5	3.3	1.0	1.3
Sweden	144	0.0	0.0	0.0	0.0	0.0	57.0	12.5	8.5	15.4	10.5	22.5
Switzerland	146	0.3	0.0	0.3	38.3	7.5	10.7	8.4	7.7	11.5
Taiwan Prov.of China	528	2.1	0.1	1.4	0.2	0.4	0.2	43.4	10.5	8.4	9.0	16.7	9.4
United Kingdom	112	10.9	3.0	0.6	3.3	3.0	3.9	86.0	41.3	22.1	20.1	21.0	22.9
United States	111	9.8	2.2	3.8	3.4	0.6	2.0	23.1	8.4	6.5	5.8	6.4	4.4
Emerg. & Dev. Economies	200	2,425.7	505.3	504.4	662.2	561.7	697.4	4,120.5	1,311.7	913.7	1,118.1	989.6	1,099.1
Emerg. & Dev. Asia	505	114.0	16.0	5.2	31.7	31.6	45.5	953.4	325.5	204.3	257.7	220.9	270.5
Bangladesh	513	0.2	0.2	30.1	1.9	3.4	2.0	0.4	24.3
India	534	88.4	6.5	4.2	26.1	26.9	31.2	632.9	183.9	150.1	176.6	147.8	158.3
Indonesia	536	3.9	0.1	0.5	0.3	0.8	2.3	119.8	47.4	19.4	28.7	36.0	35.7
Malaysia	548	3.2	0.0	0.1	0.1	2.1	1.0	48.9	12.6	5.9	15.8	9.8	17.3
Sri Lanka	524	3.2	0.6	0.3	0.8	0.7	1.5
Thailand	578	0.4	0.0	0.2	0.1	0.0	0.1	103.6	72.4	21.3	30.8	21.5	30.1
Vietnam	582	13.8	6.1	3.5	2.9	4.6	2.9
Asia n.s.	598	18.0	9.4	0.2	5.1	1.7	11.0	0.9	0.6	0.3	0.1	0.2	0.4
Europe	170	68.2	12.2	21.0	18.7	10.5	18.0	528.6	271.6	143.6	122.2	118.1	144.6
Emerg. & Dev. Europe	903	67.5	11.9	20.8	18.2	10.5	18.0	528.6	139.4	143.6	122.2	118.1	144.6
Bulgaria	918	0.0	0.0	1.1	0.4	0.2	0.5	0.1	0.3
Hungary	944	15.0	0.2	0.0	0.3	0.4	14.4
Poland	964	16.6	0.1	9.2	6.8	0.5	0.1	9.7	0.9	0.9	0.7	2.1	5.9
Romania	968	4.7	2.8	2.0	2.7	0.0
Turkey	186	46.1	9.0	9.7	8.6	10.0	17.8	502.8	138.0	142.5	120.8	115.5	124.0
CIS	901	0.3	132.2
Russian Federation	922	0.1	37.2
Ukraine	926	0.2	95.0
Europe n.s.	884	0.6	0.1	0.5	0.0	0.0
Mid East, N Africa, Pak	440	2,156.2	444.3	457.6	582.9	500.7	615.0	2,236.4	584.5	491.9	624.1	551.5	569.0
Algeria	612	2.1	0.1	1.0	0.5	0.1	0.6	0.0	0.0	0.0
Bahrain, Kingdom of	419	1.2	0.1	0.0	0.3	0.4	0.5	3.5	1.7	0.8	0.9	0.9	0.8
Djibouti	611	0.2	0.1	0.1	0.1	0.0	0.0
Egypt	469	411.9	90.6	123.0	108.2	80.6	100.1	591.3	160.7	127.5	172.8	133.1	158.0
Iran, I.R. of	429	28.9	8.6	3.9	7.4	7.3	10.3

Sudan (732)

In Millions of U.S. Dollars

		Exports (FOB)						Imports (CIF)					
		2016	2015Q4	2016Q1	2016Q2	2016Q3	2016Q4	2016	2015Q4	2016Q1	2016Q2	2016Q3	2016Q4
Iraq	433	1.8	0.1	0.4	0.1	1.2	0.0	0.0	0.0
Jordan	439	29.7	7.9	7.9	10.0	4.4	7.4	75.7	52.1	16.4	22.1	14.7	22.5
Kuwait	443	5.2	0.3	0.8	2.0	0.4	2.0	10.3	5.9	3.6	1.1	3.5	2.1
Lebanon	446	24.3	5.9	5.5	5.3	7.9	5.6	16.1	5.7	4.4	5.0	2.9	3.9
Libya	672	0.6	0.3	0.1	0.0	0.2	1.0	0.4	0.2	0.3	0.4	0.2
Morocco	686	5.4	4.1	5.4	21.2	4.0	20.3	0.1	0.4	0.3
Oman	449	2.3	0.4	0.5	0.7	0.7	0.4	10.5	4.1	2.4	2.4	2.1	3.6
Pakistan	564	11.9	0.0	1.3	4.2	6.4	70.1	14.7	14.3	21.5	17.4	16.9
Qatar	453	15.3	4.8	1.6	7.2	2.7	3.7	3.3	0.6	0.7	0.7	0.6	1.4
Saudi Arabia	456	506.5	166.5	145.9	155.7	109.7	95.2	523.4	121.1	124.6	143.4	137.6	117.8
Somalia	726	0.5	0.5	0.8	0.0	0.1	0.1	0.4	0.2
Syrian Arab Republic	463	13.1	2.1	2.6	2.3	1.5	6.7	5.8	1.4	1.7	1.3	1.3	1.5
Tunisia	744	8.7	3.3	3.6	1.6	0.8	2.6	5.4	7.5	1.0	2.4	0.4	1.7
United Arab Emirates	466	1,115.7	156.5	159.4	286.8	287.1	382.4	868.9	195.9	170.0	242.6	228.5	227.8
Yemen, Republic of	474	1.7
Sub-Saharan Africa	603	80.2	32.2	17.4	26.5	18.3	18.0	206.3	68.8	46.6	46.9	53.3	59.5
Burundi	618	0.4
Eritrea	643	2.5
Ethiopia	644	71.8	6.2	13.4	23.5	17.3	17.5	40.8	13.4	8.4	9.6	10.2	12.6
Kenya	664	0.2	0.1	0.0	0.0	0.1	0.0	62.6	15.2	11.8	17.7	14.4	18.6
Namibia	728	1.2
Nigeria	694	1.5	0.2	0.1	0.5	0.5	0.3	9.3	1.7	1.8	4.3	1.7	1.5
Rwanda	714	0.2	0.4
Senegal	722	0.1
South Africa	199	0.1	0.0	0.0	0.0	0.0
Swaziland	734	7.6
Uganda	746	0.1	0.1	0.0	0.0	41.7	10.4	13.9	6.2	10.9	10.7
Zambia	754	4.3	2.6	1.5	1.5	1.3
Zimbabwe	698	36.2	16.0	8.1	4.9	14.2	9.0
Africa n.s.	799	6.6	23.0	3.8	2.4	0.3	0.1	11.3	2.5	2.6	0.4	5.8
Western Hemisphere	205	7.1	0.6	3.2	2.4	0.6	0.8	195.7	61.2	27.3	67.2	45.8	55.4
Argentina	213	6.5	0.3	1.3	1.2	3.6	0.4
Brazil	223	0.4	0.2	0.1	0.0	0.1	0.2	30.3	12.7	5.7	4.7	7.9	12.1
Ecuador	248	12.9	6.5	2.0	4.7	2.9	3.2
Mexico	273	4.5	0.3	2.2	1.1	0.6	0.6	0.9	0.0	0.0	0.1	0.8
Western Hem. n.s.	399	2.2	0.9	1.3	0.1	145.1	41.7	18.2	56.4	30.6	39.8
Countries & Areas n.s.	898	24.6	35.3	3.1	5.9	5.0	10.5	88.3	223.5	7.5	20.2	15.8	44.8
Memorandum Items													
Africa	605	97.1	39.8	27.4	29.1	19.3	21.3	233.8	80.4	68.1	49.4	54.6	61.7
Middle East	405	2,127.4	436.7	447.6	579.0	495.5	605.2	2,138.8	558.2	456.1	600.0	532.8	550.0
European Union	998	144.8	31.5	44.2	51.4	19.7	29.6	738.8	260.1	195.3	160.3	162.3	220.9
Export earnings: fuel	080	1,652.1	330.7	309.8	454.2	401.8	486.4	1,472.0	383.7	309.9	407.9	385.5	368.7
Export earnings: nonfuel	092	946.7	422.5	236.4	260.1	187.4	262.8	4,190.3	2,364.0	994.3	1,057.4	931.0	1,207.5

Suriname (366)

In Millions of U.S. Dollars

		Exports (FOB)						Imports (CIF)					
		2016	2015Q4	2016Q1	2016Q2	2016Q3	2016Q4	2016	2015Q4	2016Q1	2016Q2	2016Q3	2016Q4
IFS World		1,432.9	324.7	302.8	350.7	341.3	449.1	1,239.5	421.1	328.6	319.0	300.7	296.1
World	001	1,060.9	258.1	221.6	257.5	232.7	349.2	998.3	357.8	251.0	256.4	245.2	245.7
Advanced Economies	110	530.6	135.9	110.2	126.8	106.7	186.9	463.1	172.6	121.0	117.8	112.5	111.8
Euro Area	163	148.3	53.2	37.4	45.8	31.1	34.0	163.4	58.2	40.3	42.6	40.1	40.4
Austria	122	0.1	0.0 r	0.0 r	0.0 r	0.0 r	0.1 r	0.4	0.1 r	0.0 r	0.3 r	0.0 r	0.1 r
Belgium	124	96.3	29.9 r	24.7 r	29.1 r	21.0 r	21.5 r	8.9	2.0 r	2.5 r	2.1 r	2.2 r	2.1 r
Estonia	939	0.2 e	0.0 e	0.1 e	0.1 e
Finland	172	0.0	0.0 r	0.0 r	0.0 r	0.1	0.3 r	0.0 r	0.0 r	0.0 r	0.0 r
France	132	13.8	11.5 r	4.3 r	3.5 r	3.0 r	3.1 r	18.8	9.7 r	3.7 r	5.2 r	4.8 r	5.2 r
Germany	134	2.9	0.1 r	0.0 r	2.8 r	0.1 r	0.0 r	12.2	3.5 r	3.9 r	4.1 r	2.5 r	1.7 r
Greece	174	0.2	0.0 r	0.0 r	0.0 r	0.0 r	0.1 r
Ireland	178	0.0 r	0.3	0.0 r	0.0 r	0.1 r	0.2 r
Italy	136	2.0	0.1 r	0.2 r	1.8 r	0.1 r	0.0 r	7.2	2.1 r	1.3 r	2.8 r	1.8 r	1.3 r
Malta	181	2.6	0.6 r	0.6 r	0.8 r	0.6 r	0.6 r
Netherlands	138	27.8	10.5 r	7.3 r	7.2 r	6.2 r	7.1 r	109.0	39.0 r	27.4 r	26.1 r	27.5 r	27.9 r
Portugal	182	2.0	0.0 r	0.0 r	0.5 r	0.2 r	1.3 r	0.3	0.3 r	0.1 r	0.0 r	0.1 r	0.1 r
Slovak Republic	936	0.1	0.0 r	0.0 r	0.0 r	0.0 r	0.0 r	0.0	0.0 r	0.0 r	0.0 r	0.0 r
Slovenia	961	0.0	0.0 r	0.0 r	0.0 r	0.3	0.0 r	0.0 r	0.0 r	0.0 r	0.2 r
Spain	184	0.6	0.4 r	0.3 r	0.0 r	0.0 r	0.3 r	5.6	1.3 r	1.3 r	1.8 r	1.1 r	1.4 r
Australia	193	0.1	0.0 r	0.0 r	0.0 r	0.0 r	0.0 r	0.6	0.2 r	0.3 r	0.2 r	0.0 r	0.1 r
Canada	156	5.2	7.6 r	3.3 r	0.5 r	0.3 r	1.0 r	10.9	10.2 r	3.6 r	2.5 r	2.7 r	2.1 r
China,P.R.: Hong Kong	532	0.4	0.1 r	0.1 r	0.1 r	0.1 r	0.1 r	4.9	1.2 r	1.9 r	0.7 r	1.8 r	0.4 r
Czech Republic	935	0.0	0.0 r	0.0 r	0.0 r	0.3	0.1 r	0.1 r	0.1 r	0.1 r	0.1 r
Denmark	128	0.1	0.0 r	0.0 r	0.0 r	0.0 r	1.3	0.2 r	0.1 r	0.3 r	0.4 r	0.4 r
Israel	436	0.2	0.0 r	0.0 r	0.0 r	0.0 r	0.0 r	0.0	0.0 r	0.0 r	0.0 r	0.0 r	0.0 r
Japan	158	3.4	0.5 r	0.6 r	0.7 r	1.3 r	0.9 r	18.7	11.6 r	8.8 r	4.2 r	2.6 r	3.1 r
Korea, Republic of	542	0.1	0.0 r	0.0 r	0.0 r	0.0 r	0.0 r	0.6	0.2 r	0.2 r	0.1 r	0.1 r	0.2 r
New Zealand	196	0.2	0.0 r	0.0 r	0.1 r	0.0 r	0.1 r	0.0	0.0 r	0.0 r
Norway	142	0.0	0.0 r	0.0 r	0.0 r	0.0 r	0.0 r	0.1	0.0 r	0.0 r	0.0 r
Singapore	576	21.6	5.4 r	5.4 r	5.4 r	5.4 r	5.4 r	37.0	9.1 r	9.0 r	9.2 r	9.8 r	9.1 r
Sweden	144	0.2	0.0 r	0.0 r	0.2 r	0.0 r	0.0 r	2.2	0.1 r	1.3 r	0.1 r	0.5 r	0.3 r
Switzerland	146	299.8	50.2 r	51.2 r	59.3 r	56.3 r	133.0 r	7.6	2.0 r	1.7 r	2.3 r	1.7 r	1.8 r
Taiwan Prov.of China	528	0.6	0.2 r	0.1 r	0.1 r	0.2 r	0.2 r	0.8	0.3 r	0.1 r	0.2 r	0.2 r	0.2 r
United Kingdom	112	0.5	0.0 r	0.0 r	0.3 r	0.0 r	0.1 r	3.5	0.3 r	0.7 r	1.3 r	0.4 r	1.0 r
United States	111	50.1	18.6 r	12.0 r	14.4 r	11.9 r	11.9 r	211.3	79.0 r	52.8 r	54.0 r	52.0 r	52.4 r
Emerg. & Dev. Economies	200	529.9	122.1	111.3	130.5	125.9	162.2	525.4	181.8	127.5	136.0	130.2	131.6
Emerg. & Dev. Asia	505	25.3	6.7	7.4	6.3	5.7	5.8	123.6	49.0	27.6	34.7	28.8	32.6
Bangladesh	513	0.3	0.1 r	0.1 r	0.1 r	0.1 r	0.1 r
China,P.R.: Mainland	924	18.4	5.5 r	6.4 r	5.0 r	4.1 r	2.9 r	105.2	40.6 r	23.2 r	30.1 r	24.7 r	27.2 r
India	534	4.7	0.7 r	0.6 r	0.7 r	1.0 r	2.4 r	4.6	1.5 r	0.9 r	1.4 r	1.2 r	1.2 r
Indonesia	536	1.6	1.2 r	0.4 r	0.4 r	0.4 r	0.4 r
Malaysia	548	0.0	0.0 r	0.0 r	0.0 r	0.0 r	0.0 r	0.8	2.0 r	0.2 r	0.2 r	0.2 r	0.2 r
Myanmar	518	0.1	0.0 r	0.0 r	0.0 r	0.0 r	0.0 r
Nauru	836	0.1	0.0 r	0.0 r	0.0 r	0.0 r	0.0 r
Philippines	566	0.0 r	2.6	0.4 r	0.7 r	0.7 r	0.6 r	0.6 r
Sri Lanka	524	0.1	0.1 r	0.0 r	0.0 r
Thailand	578	0.9	0.2 r	0.1 r	0.3 r	0.3 r	0.1 r	5.8	2.1 r	1.4 r	1.1 r	0.9 r	2.4 r
Vietnam	582	0.9	0.2 r	0.2 r	0.2 r	0.2 r	0.3 r	0.6	0.2 r	0.2 r	0.2 r	0.1 r	0.1 r
Asia n.s.	598	2.2	0.8 r	0.6 r	0.6 r	0.5 r	0.5 r
Europe	170	5.9	1.3	1.3	1.9	1.4	1.2	6.6	1.1	1.7	1.3	1.3	2.4
Emerg. & Dev. Europe	903	5.2	1.3	1.3	1.4	1.3	1.2	6.3	1.1	1.6	1.2	1.3	2.3
Bulgaria	918	0.0	0.0 r	0.0 r	0.0 r	0.0 r	0.0 r	1.8	0.0 r	0.9 r	0.0 r	0.0 r	0.9 r
Hungary	944	0.1	0.0 r	0.0 r	0.0 r	0.0 r	0.0 r	0.1	0.0 r	0.0 r	0.0 r	0.0 r	0.0 r
Montenegro	943	4.7	1.2 r	1.2 r	1.2 r	1.2 r	1.2 r
Poland	964	0.0	0.0 r	0.0 r	0.0 r	0.0 r	0.0 r	0.3	0.1 r	0.1 r	0.1 r	0.1 r	0.1 r
Turkey	186	0.3	0.0 r	0.0 r	0.2 r	0.1 r	0.0 r	4.1	1.0 r	0.6 r	1.1 r	1.1 r	1.3 r
CIS	901	0.7	0.0	0.0	0.5	0.1	0.0	0.3	0.0	0.1	0.0	0.0	0.1
Belarus	913	0.5 e	0.0 e	0.5 e	0.0 e	0.1 e	0.1 e
Georgia	915	0.1	0.0 r	0.0 r	0.0 r	0.1 r	0.0 r
Russian Federation	922	0.0	0.0 r	0.0 r	0.0 r	0.0 r	0.0 r	0.1	0.0 r	0.0 r	0.0 r	0.0 r

Suriname (366)

In Millions of U.S. Dollars

		Exports (FOB)						Imports (CIF)					
		2016	2015Q4	2016Q1	2016Q2	2016Q3	2016Q4	2016	2015Q4	2016Q1	2016Q2	2016Q3	2016Q4
Ukraine	926	0.0	0.0 r	0.0 r	0.1	0.0 r	0.1 r
Mid East, N Africa, Pak	440	286.1	64.8	58.2	70.0	68.2	89.7	1.5	0.5	0.4	0.4	0.4	0.4
Egypt	469	0.4	0.1 r	0.1 r	0.1 r	0.1 r	0.1 r
Iran, I.R. of	429	0.1	0.0 r	0.0 r	0.0 r	0.0 r	0.0 r
Morocco	686	0.1 r
Pakistan	564	0.0	0.0 r	0.0 r	0.0 r	0.0 r	0.0 r	0.3	0.1 r	0.1 r	0.1 r	0.1 r	0.1 r
Saudi Arabia	456	0.1	0.0 r	0.0 r	0.0 r	0.0 r	0.0 r
Tunisia	744	0.1	0.0 r	0.0 r	0.0 r	0.0 r	0.0 r
United Arab Emirates	466	286.1	64.8 r	58.2 r	70.0 r	68.2 r	89.7 r	0.5	0.2 r	0.1 r	0.1 r	0.1 r	0.1 r
Sub-Saharan Africa	603	2.7	0.7	0.7	0.6	0.6	0.8	23.2	2.8	2.4	3.7	9.3	7.8
Angola	614	0.2 e	0.1 e	0.0 e	0.0 e	0.1 e	0.1 e
Cameroon	622	0.2	0.0 r	0.0 r	0.0 r	0.0 r	0.1 r
Ghana	652	0.0	0.0 r	0.0 r	0.0 r	0.0 r	0.0 r	0.1	0.0 r	0.0 r	0.0 r	0.0 r	0.0 r
Namibia	728	0.0	0.0 r	0.0 r	0.0 r	0.0 r	0.0 r	0.2	0.1 r	0.1 r	0.1 r	0.1 r	0.1 r
Nigeria	694	0.0	0.0 r	0.0 r	0.0 r	0.0 r	0.0 r	0.3	0.1 r	0.1 r	0.1 r	0.1 r	0.1 r
Seychelles	718	2.0	0.5 r	0.4 r	0.5 r	0.5 r	0.6 r
South Africa	199	0.2	0.1 r	0.2 r	0.0 r	0.0 r	0.0 r	22.5	2.5 r	2.2 r	3.5 r	9.2 r	7.6 r
Western Hemisphere	205	209.9	48.6	43.8	51.6	49.9	64.6	370.4	128.3	95.4	96.0	90.4	88.5
Antigua and Barbuda	311	0.2	0.0 r	0.0 r	0.1 r	0.1 r	0.1 r	18.6	6.4 r	4.8 r	4.8 r	4.6 r	4.5 r
Argentina	213	0.0	0.0 r	0.0 r	0.0 r	0.0 r	0.0 r	4.7	1.3 r	1.3 r	1.2 r	1.1 r	1.1 r
Aruba	314	2.6	0.3 r	0.5 r	0.6 r	0.6 r	0.8 r	0.2	0.1 r	0.1 r	0.0 r	0.1 r	0.0 r
Bahamas, The	313	0.0	0.0 r	0.0 r	0.0 r	0.0 r	0.0 r	2.0	0.7 r	0.5 r	0.5 r	0.5 r	0.5 r
Barbados	316	18.8	4.6 r	4.0 r	4.7 r	4.4 r	5.7 r	1.7	0.6 r	0.4 r	0.4 r	0.4 r	0.4 r
Belize	339	0.0	0.0 r	0.0 r	0.0 r	0.0 r	0.0 r	0.9	0.3 r	0.2 r	0.2 r	0.2 r	0.2 r
Brazil	223	9.6	2.6 r	2.4 r	2.4 r	2.4 r	2.4 r	15.4	5.8 r	3.2 r	3.6 r	4.2 r	4.5 r
Chile	228	0.1	0.0 r	0.0 r	0.1 r	0.9	0.9 r	0.3 r	0.3 r	0.2 r	0.1 r
Colombia	233	0.8	0.1 r	0.2 r	0.2 r	0.2 r	0.3 r	11.5	3.6 r	3.0 r	3.0 r	2.8 r	2.7 r
Costa Rica	238	0.0	0.0 r	0.0 r	0.0 r	0.0 r	0.0 r	3.8	1.5 r	1.1 r	1.0 r	0.9 r	0.9 r
Curacao	354	1.3	0.3 r	0.3 r	0.3 r	0.3 r	0.4 r	72.6	24.9 r	18.6 r	18.8 r	17.8 r	17.5 r
Dominica	321	0.0	0.0 r	0.0 r	0.0 r	0.0 r	0.0 r	0.6	0.2 r	0.2 r	0.2 r	0.1 r	0.1 r
Dominican Republic	243	0.2	0.0 r	0.0 r	0.0 r	0.0 r	0.1 r	15.8	5.4 r	4.0 r	4.1 r	3.9 r	3.8 r
Ecuador	248	0.2	0.0 r	0.0 r	0.0 r	0.0 r	0.0 r
El Salvador	253	0.0	0.0 r	0.0 r	0.0 r	0.0 r	0.0 r	0.2	0.0 r	0.0 r	0.0 r	0.1 r
Grenada	328	0.1	0.0 r	0.0 r	0.0 r	0.0 r	0.0 r	0.1	0.0 r	0.0 r	0.0 r	0.0 r	0.0 r
Guatemala	258	1.7	0.6 r	0.5 r	0.5 r	0.4 r	0.4 r
Guyana	336	94.8	21.5 r	19.3 r	23.2 r	22.6 r	29.7 r	6.4	2.1 r	1.6 r	1.6 r	1.6 r	1.6 r
Haiti	263	1.6	0.4 r	0.3 r	0.4 r	0.4 r	0.5 r
Honduras	268	0.1	0.0 r	0.0 r	0.0 r	0.0 r	0.0 r
Jamaica	343	20.4	5.4 r	4.5 r	5.1 r	4.8 r	6.0 r	8.4	3.3 r	2.3 r	2.2 r	2.0 r	1.9 r
Mexico	273	0.2	0.0 r	0.0 r	0.0 r	0.0 r	0.0 r	13.4	3.9 r	3.6 r	3.4 r	3.2 r	3.1 r
Nicaragua	278	0.4	0.1 r	0.1 r	0.1 r	0.1 r	0.1 r
Panama	283	2.5	0.4 r	0.6 r	0.6 r	0.6 r	0.7 r	12.3	2.9 r	3.0 r	3.3 r	3.1 r	2.9 r
Paraguay	288	0.1	0.0 r	0.0 r	0.0 r	0.0 r	0.0 r
Peru	293	3.0	0.7 r	0.6 r	0.7 r	0.7 r	1.0 r	1.2	0.4 r	0.3 r	0.3 r	0.3 r	0.3 r
St. Lucia	362	0.9	0.2 r	0.2 r	0.2 r	0.2 r	0.3 r	70.1	24.0 r	17.9 r	18.2 r	17.1 r	16.9 r
St. Vincent & Grens.	364	0.2	0.0 r	0.0 r	0.0 r	0.0 r	0.1 r	0.3	0.1 r	0.1 r	0.1 r	0.1 r	0.1 r
Trinidad and Tobago	369	47.2	10.7 r	9.6 r	11.6 r	11.3 r	14.8 r	100.9	36.7 r	26.6 r	26.4 r	24.4 r	23.6 r
Venezuela, Rep. Bol.	299	5.4	1.2 r	1.1 r	1.3 r	1.3 r	1.7 r	5.9	2.4 r	1.6 r	1.6 r	1.4 r	1.3 r
Western Hem. n.s.	399	0.0	0.0 r	0.0 r	0.0 r	0.0 r	0.0 r	0.1	0.0 r	0.0 r	0.0 r	0.0 r	0.0 r
Other Countries n.i.e	910	0.4	0.1	0.1	0.1	0.1	0.1	6.6	2.3	1.7	1.7	1.6	1.6
Cuba	928	0.2	0.1 r	0.0 r	0.1 r	0.1 r	0.1 r	1.2	0.4 r	0.3 r	0.3 r	0.3 r	0.3 r
Korea, Dem. People's Rep.	954	0.2	0.0 r	0.0 r	0.0 r	0.0 r	0.1 r	5.4	1.9 r	1.4 r	1.4 r	1.3 r	1.3 r
Countries & Areas n.s.	898	3.3	1.1 r	0.8 r	0.8 r	0.8 r	0.8 r
Memorandum Items													
Africa	605	2.7	0.7	0.7	0.6	0.6	0.8	23.3	2.9	2.4	3.7	9.4	7.8
Middle East	405	286.1	64.8	58.2	70.0	68.2	89.7	1.1	0.3	0.3	0.3	0.3	0.3
European Union	998	149.1	53.3	37.4	46.2	31.2	34.2	172.9	59.1	43.5	44.5	41.6	43.3
Export earnings: fuel	080	339.8	76.9	69.1	83.2	81.0	106.5	119.5	43.0	31.6	31.3	28.8	27.8
Export earnings: nonfuel	092	721.2	181.2	152.5	174.3	151.7	242.7	878.8	314.8	219.4	225.2	216.3	217.9

Swaziland (734)

In Millions of U.S. Dollars

		Exports (FOB)						Imports (CIF)					
		2016	2015Q4	2016Q1	2016Q2	2016Q3	2016Q4	2016	2015Q4	2016Q1	2016Q2	2016Q3	2016Q4
IFS World	
World	001	2,244.7	617.8	508.0	511.0	568.8	657.0	3,710.9	970.7	813.0	896.1	1,004.3	997.6
Advanced Economies	110	76.0	18.6	18.2	18.6	20.5	18.6	124.1	32.8	22.7	44.3	29.8	27.3
Euro Area	163	68.9	17.1	16.9	17.5	16.9	17.7	44.3	9.5	6.5	25.3	7.6	4.9
Belgium	124	1.4	0.1 r	0.5 r	0.2 r	0.6 r	0.2 r
Germany	134	0.0	0.0 r	0.0 r	0.0 r	0.0 r	0.0 r	0.7	0.4 r	0.2 r	0.2 r	0.2 r	0.2 r
Greece	174	0.0	0.0 r	0.0 r	0.1	0.0 r	0.0 r	0.0 r	0.1 r
Italy	136	68.9	17.1 r	16.9 r	17.4 r	16.9 r	17.7 r	27.3	4.3 r	1.1 r	20.7 r	3.8 r	1.7 r
Netherlands	138	0.0	0.0 r	0.0 r	0.0 r	0.0 r	0.0 r	0.5	0.1 r	0.2 r	0.1 r	0.1 r	0.1 r
Portugal	182	10.1	2.7 r	2.5 r	2.6 r	2.6 r	2.5 r
Slovak Republic	936	0.0 e	0.0 e	0.2 e	0.1 e	0.1 e	0.0 e
Spain	184	3.8	1.8 r	2.0 r	1.4 r	0.3 r	0.2 r
Australia	193	0.1	0.0 r	0.0 r	0.0 r	0.0 r	0.1 r	0.1	0.0 r	0.0 r	0.0 r	0.1 r	0.0 r
China,P.R.: Hong Kong	532	0.9	0.1 r	0.2 r	0.2 r	0.4 r	0.2 r
Denmark	128	8.6	2.1 r	2.2 r	2.1 r	2.1 r	2.2 r
Israel	436	0.2	0.1 r	0.1 r	0.1 r	0.1 r	0.1 r
Japan	158	0.0	0.0 r	0.0 r	0.0 r	0.0 r	40.7	10.4 r	8.0 r	9.4 r	11.9 r	11.4 r
Korea, Republic of	542	4.3 e	0.9 e	0.7 e	0.6 e	2.9 e	0.1 e
Singapore	576	0.2	0.0 r	0.0 r	0.0 r	0.1 r	0.1 r
Switzerland	146	1.5	0.3 r	0.3 r	0.4 r	0.5 r	0.4 r
Taiwan Prov.of China	528	0.2 e	0.1 e	0.0 e	0.1 e	0.1 e	0.0 e	6.8 e	2.1 e	1.0 e	2.0 e	1.7 e	2.2 e
United Kingdom	112	0.8	0.1 r	0.3 r	0.1 r	0.1 r	0.3 r	3.5	0.7 r	0.5 r	1.0 r	1.0 r	1.1 r
United States	111	0.1	0.1 r	0.0 r	0.0 r	0.0 r	0.1 r	18.8	7.7 r	4.3 r	4.3 r	5.0 r	5.3 r
Emerg. & Dev. Economies	200	2,168.7	599.2	489.8	492.3	548.2	638.3	3,586.8	937.9	790.2	851.9	974.4	970.3
Emerg. & Dev. Asia	505	14.3	2.3	2.3	5.1	4.2	2.7	791.7	205.5	170.6	175.3	225.0	220.9
Cambodia	522	2.4 e	0.6 e	0.5 e	0.6 e	0.6 e	0.6 e	0.1 e	0.0 e	0.0 e	0.0 e	0.0 e	0.0 e
China,P.R.: Mainland	924	0.0	0.0 r	0.0 r	0.0 r	0.0 r	0.0 r	191.8	48.5 r	45.3 r	32.8 r	60.6 r	53.3 r
F.T. New Caledonia	839	0.2 e	0.1 e	0.1 e	0.1 e	0.1 e	0.1 e
India	534	0.1	0.1 r	0.0 r	0.0 r	0.0 r	0.0 r	46.2	8.3 r	12.4 r	10.1 r	9.9 r	13.8 r
Indonesia	536	1.8	0.4 r	0.5 r	0.4 r	0.4 r	0.4 r
Myanmar	518	0.6 e	0.2 e	0.2 e	0.1 e	0.2 e	0.2 e
Philippines	566	0.1	0.0 r	0.0 r	0.0 r	0.0 r	0.0 r
Sri Lanka	524	2.7 e	0.7 e	0.1 e	0.6 e	1.0 e	1.1 e	0.3	0.1 r	0.2 r	0.0 r	0.1 r	0.1 r
Thailand	578	8.2 e	0.7 e	1.4 e	3.7 e	2.4 e	0.7 e	1.8	0.1 r	0.2 r	0.6 r	0.1 r	0.9 r
Asia n.s.	598	549.6	148.2 r	112.0 r	131.3 r	153.9 r	152.4 r
Europe	170	9.5	0.3	0.2	8.7	0.4	0.2	0.8	0.0	0.0	0.1	0.7	0.0
Emerg. & Dev. Europe	903	8.9	0.1	0.1	8.6	0.2	0.1	0.7	0.0	0.0	0.0	0.6	0.0
Bosnia and Herzegovina	963	0.1 e	0.0 e	0.0 e	0.0 e	0.0 e	0.0 e	0.0 e
Faroe Islands	816	0.1 e	0.0 e	0.0 e	0.0 e	0.0 e	0.0 e
Romania	968	8.6 e	0.1 e	0.0 e	8.5 e	0.1 e
Serbia, Republic of	942	0.0	0.0 r	0.0 r	0.0 r	0.0 r	0.7 e	0.0 e	0.6 e
CIS	901	0.6	0.1	0.1	0.1	0.2	0.1	0.1	0.0	0.0	0.0	0.0
Azerbaijan, Rep. of	912	0.4 e	0.1 e	0.1 e	0.1 e	0.1 e	0.1 e
Belarus	913	0.1 e	0.0 e	0.1 e
Moldova	921	0.0 e	0.0 e	0.0 e	0.0 e	0.0 e	0.0 e	0.1 e	0.0 e	0.0 e	0.0 e	0.0 e
Mid East, N Africa, Pak	440	18.6	12.2	3.9	3.9	4.6	6.2	1.9	0.5	0.5	0.4	0.5	0.5
Algeria	612	0.3 e	0.1 e	0.1 e	0.1 e	0.1 e	0.1 e	0.0 e	0.0 e	0.0 e	0.0 e	0.0 e	0.0 e
Egypt	469	0.2	0.1 r	0.1 r	0.1 r	0.1 r	0.1 r
Iran, I.R. of	429	0.6	0.2 r	0.1 r	0.2 r	0.2 r	0.2 r
Lebanon	446	0.2 e	0.0 e	0.1 e	0.0 e	0.0 e	0.1 e	0.1	0.0 r	0.1 r	0.0 r	0.0 r	0.0 r
Mauritania	682	0.2	0.0 r	0.0 r	0.0 r	0.0 r	0.0 r
Morocco	686	0.5	0.1 r	0.1 r	0.1 r	0.1 r	0.2 r	0.0 e
Sudan	732	7.1 e
Tunisia	744	0.1 e	0.0 e	0.0 e	0.0 e	0.0 e	0.0 e	0.1 e	0.0 e	0.0 e	0.0 e	0.0 e	0.0 e
United Arab Emirates	466	16.9	4.7 r	3.5 r	3.5 r	4.2 r	5.7 r	0.9	0.2 r	0.2 r	0.2 r	0.3 r	0.3 r
Yemen, Republic of	474	0.3 e	0.1 e	0.1 e	0.1 e	0.1 e	0.1 e	0.0 e	0.0 e	0.0 e	0.0 e	0.0 e	0.0 e
Sub-Saharan Africa	603	2,119.2	583.3	482.3	473.5	537.8	625.6	2,774.8	730.8	614.7	671.7	743.9	744.5
Benin	638	0.2 e	0.0 e	0.0 e	0.0 e	0.0 e	0.0 e
Botswana	616	9.9	2.8 r	2.0 r	2.1 r	2.5 r	3.3 r	131.1	35.4 r	26.7 r	31.3 r	36.7 r	36.3 r
Burkina Faso	748	0.0 e	0.0 e	0.0 e	0.0 e	0.0 e	0.0 e	0.3 e	0.1 e	0.1 e	0.1 e	0.1 e	0.0 e

Swaziland (734)

In Millions of U.S. Dollars

		Exports (FOB)						Imports (CIF)					
		2016	2015Q4	2016Q1	2016Q2	2016Q3	2016Q4	2016	2015Q4	2016Q1	2016Q2	2016Q3	2016Q4
Cameroon	622	0.1 e	0.0 e	0.0 e	0.0 e	0.0 e	0.0 e
Congo, Republic of	634	0.4	0.1 r	0.1 r	0.1 r	0.1 r	0.1 r
Côte d'Ivoire	662	0.6	0.2 r	0.1 r	0.1 r	0.2 r	0.2 r
Ethiopia	644	0.1 e	0.0 e	0.0 e	0.0 e	0.0 e	0.0 e
Gabon	646	0.1 e	0.0 e	0.0 e	0.0 e	0.0 e	0.0 e
Gambia, The	648	0.5 e	0.1 e	0.1 e	0.1 e	0.1 e	0.1 e
Ghana	652	89.6	24.2 r	18.3 r	21.4 r	25.1 r	24.8 r
Guinea	656	0.9 e	0.2 e	0.2 e	0.2 e	0.2 e	0.2 e	31.4 e	4.6 e	6.5 e	8.2 e	7.8 e	8.9 e
Kenya	664	0.0	0.0 r	0.0 r	0.0 r	0.0 r	0.0 r	8.9	2.4 r	1.8 r	2.1 r	2.5 r	2.5 r
Lesotho	666	4.0	1.1 r	0.8 r	0.8 r	1.0 r	1.4 r	56.3	15.2 r	11.5 r	13.5 r	15.8 r	15.6 r
Madagascar	674	0.2	0.1 r	0.1 r	0.1 r	0.1 r	0.1 r	0.0 e	0.0 e	0.0 e	0.0 e	0.0 e	0.0 e
Malawi	676	0.1	0.0 r	0.0 r	0.0 r	0.0 r	0.0 r
Mali	678	0.4 e	0.1 e	0.1 e	0.1 e	0.1 e	0.1 e	0.0 e	0.0 e	0.0 e	0.0 e	0.0 e	0.0 e
Mauritius	684	0.2	0.0 r	0.0 r	0.0 r	0.0 r	0.1 r
Mozambique	688	61.2	17.1 r	12.5 r	12.7 r	15.3 r	20.6 r	196.2	52.9 r	40.0 r	46.9 r	54.9 r	54.4 r
Namibia	728	94.3	26.4 r	19.3 r	19.6 r	23.6 r	31.8 r
Sierra Leone	724	0.6 e	0.0 e	0.2 e	0.2 e	0.1 e	0.1 e
South Africa	199	1,944.3	534.0 r	446.3 r	437.2 r	494.1 r	566.7 r	2,197.8	574.7 r	496.3 r	532.4 r	584.0 r	585.1 r
Togo	742	0.0 e	0.1 e	0.0 e	0.0 e	0.0 e	0.0 e
Zambia	754	1.9	1.0 r	0.4 r	0.2 r	0.4 r	0.8 r	5.6	5.9 r	1.8 r	2.0 r	0.9 r	0.9 r
Zimbabwe	698	56.8	15.3 r	11.6 r	13.6 r	15.9 r	15.8 r
Western Hemisphere	205	7.2	1.1	1.2	1.1	1.2	3.7	17.5	1.0	4.5	4.4	4.3	4.4
Antigua and Barbuda	311	0.0 e	0.1 e	0.0 e	0.0 e	0.0 e	0.0 e
Barbados	316	0.7 e	0.1 e	0.2 e	0.2 e	0.2 e	0.2 e	0.0 e	0.0 e	0.0 e	0.0 e	0.0 e
Brazil	223	5.0	1.0 r	1.4 r	1.2 r	1.2 r	1.2 r
Chile	228	0.1 e	0.0 e	0.0 e	0.0 e	0.0 e	0.1 e	0.0	0.0 r	0.0 r	0.0 r
Colombia	233	0.7	0.1 r	0.1 r	0.1 r	0.2 r	0.2 r
Dominica	321	0.1 e	0.0 e	0.0 e	0.0 e	0.0 e	0.0 e
Dominican Republic	243	1.3 e	0.3 e	0.3 e	0.3 e	0.4 e	0.4 e
Ecuador	248	0.1 e
El Salvador	253	2.3 e	2.3 e	0.0 e	0.0 e
Guyana	336	1.4 e	0.3 e	0.4 e	0.3 e	0.3 e	0.3 e	12.3 e	3.1 e	3.1 e	3.1 e	3.1 e
Peru	293	0.1 e	0.0 e	0.0 e	0.0 e	0.0 e	0.0 e	0.0 e	0.0 e	0.0 e	0.0 e	0.0 e
St. Vincent & Grens.	364	0.1 e	0.0 e	0.0 e	0.0 e	0.0 e	0.0 e
Trinidad and Tobago	369	0.2 e	0.1 e	0.1 e	0.0 e	0.1 e	0.0 e	0.1 e	0.0 e	0.0 e	0.0 e	0.0 e	0.0 e
Memorandum Items													
Africa	605	2,120.1	590.6	482.5	473.8	538.0	625.9	2,775.1	730.9	614.7	671.8	744.0	744.6
Middle East	405	17.6	4.9	3.7	3.7	4.4	5.9	1.7	0.4	0.4	0.4	0.4	0.4
European Union	998	78.3	17.3	17.2	26.0	17.1	18.0	56.4	12.3	9.2	28.4	10.7	8.1
Export earnings: fuel	080	19.4	5.3	4.0	4.1	4.8	6.4	1.7	0.5	0.4	0.4	0.5	0.5
Export earnings: nonfuel	092	2,225.4	612.5	504.0	506.8	563.9	650.6	3,709.2	970.3	812.6	895.7	1,003.8	997.1

Sweden (144)

In Millions of U.S. Dollars

		Exports (FOB)						Imports (CIF)					
		2016	2015Q4	2016Q1	2016Q2	2016Q3	2016Q4	2016	2015Q4	2016Q1	2016Q2	2016Q3	2016Q4
IFS World		139,549.4	35,609.2	33,793.4	36,548.8	33,194.5	36,019.3	139,794.5	36,063.4	33,413.7	36,130.9	33,953.7	36,299.9
World	001	139,408.5	35,586.1	33,758.2	36,412.7	33,193.5	36,044.1	140,755.5	36,090.1	33,457.4	36,557.1	34,014.0	36,726.9
Advanced Economies	110	111,342.6	28,454.1	27,034.2	29,129.0	26,491.3	28,688.1	113,715.7	29,213.4	27,080.7	29,927.6	27,050.6	29,656.8
Euro Area	163	57,112.4	14,252.4	13,964.2	14,943.7	13,559.2	14,645.4	73,168.6	18,838.5	17,432.2	19,330.5	17,127.4	19,278.5
Austria	122	1,179.6	339.9	305.7	299.0	292.4	282.5	1,764.9	438.7	435.0	465.0	411.4	453.5
Belgium	124	6,505.0	1,582.4	1,599.7	1,739.7	1,528.1	1,637.5	6,479.7	1,569.1	1,539.0	1,705.9	1,523.8	1,711.0
Cyprus	423	32.3	7.0	7.3	7.6	8.4	9.0	40.4	5.2	8.7	12.9	9.8	8.9
Estonia	939	1,128.5	260.8	268.9	289.7	303.0	266.9	2,166.1	558.7	548.0	610.0	480.1	527.9
Finland	172	9,458.1	2,401.0	2,209.6	2,437.2	2,354.6	2,456.6	6,397.0	1,670.8	1,457.0	1,777.0	1,522.7	1,640.4
France	132	6,158.0	1,628.4	1,555.6	1,676.1	1,406.3	1,520.0	5,728.5	1,571.5	1,435.4	1,575.3	1,220.6	1,497.2
Germany	134	14,726.7	3,427.4	3,624.2	3,878.4	3,565.8	3,658.3	26,464.1	6,535.2	6,276.4	7,070.1	6,171.1	6,946.4
Greece	174	392.5	86.7	81.0	110.1	105.2	96.1	166.6	33.6	38.4	52.8	41.8	33.6
Ireland	178	793.8	152.2	223.1	152.6	135.3	282.8	1,975.4	573.4	393.6	456.1	498.6	627.2
Italy	136	3,734.6	897.8	930.0	991.1	857.9	955.5	4,571.0	1,180.5	1,104.3	1,213.0	1,094.8	1,158.8
Latvia	941	444.8	105.0	96.1	119.3	120.1	109.3	651.9	153.1	144.0	170.0	168.9	168.9
Lithuania	946	909.0	213.8	199.6	238.8	253.5	217.2	1,213.5	258.7	279.5	321.3	301.8	311.0
Luxembourg	137	103.8	26.8	19.4	23.2	24.8	36.4	296.6	70.8	67.8	84.4	69.1	75.4
Malta	181	68.8	21.1	13.1	17.8	17.3	20.7	52.1	20.0	16.7	17.3	13.8	4.3
Netherlands	138	7,508.3	2,154.8	1,866.5	1,864.0	1,658.9	2,118.9	11,443.5	3,224.6	2,773.1	2,829.3	2,715.1	3,126.0
Portugal	182	754.7	161.6	174.3	225.6	176.1	178.8	540.6	119.6	160.8	127.1	122.8	129.8
Slovak Republic	936	317.5	79.9	74.4	80.4	76.7	86.0	1,076.4	311.1	231.2	293.5	236.3	315.3
Slovenia	961	146.7	33.6	35.5	42.0	37.4	31.8	247.3	53.9	55.4	64.0	63.5	64.3
Spain	184	2,749.7	672.5	680.3	751.1	637.3	681.0	1,893.0	490.1	467.6	485.5	461.5	478.4
Australia	193	1,528.6	332.9	338.6	437.5	409.5	343.0	273.0	51.8	42.6	54.5	88.7	87.2
Canada	156	1,215.2	264.7	279.0	290.7	300.8	344.8	484.5	139.3	113.4	106.6	155.8	108.7
China,P.R.: Hong Kong	532	537.3	153.9	128.3	136.9	125.9	146.3	338.5	90.4	77.6	79.6	93.7	87.6
China,P.R.: Macao	546	1.8	0.6	0.2	0.4	0.4	0.8	3.0	0.6	1.0	0.7	0.7	0.6
Czech Republic	935	1,124.2	261.1	269.4	315.7	259.5	279.6	2,066.2	580.8	537.5	538.6	445.4	544.8
Denmark	128	9,741.6	2,533.1	2,406.3	2,460.3	2,370.4	2,504.7	10,665.9	2,777.8	2,509.7	2,684.4	2,692.8	2,778.9
Iceland	176	329.6	76.6	78.9	86.7	79.7	84.2	37.0	8.2	9.7	12.6	9.1	5.5
Israel	436	297.1	71.9	78.2	75.2	64.4	79.3	135.8	33.0	36.9	33.9	25.0	39.9
Japan	158	2,085.9	491.5	420.1	508.1	538.1	619.7	1,726.4	422.9	417.5	491.9	419.5	397.5
Korea, Republic of	542	1,397.5	285.9	273.3	330.0	329.0	465.1	830.6	219.2	211.2	202.7	208.8	207.9
New Zealand	196	163.4	37.9	32.8	36.7	46.6	47.3	52.3	11.0	12.3	16.0	13.2	10.8
Norway	142	14,459.2	3,739.3	3,262.9	3,827.5	3,492.8	3,876.0	10,996.6	2,645.5	2,466.3	2,872.0	2,716.8	2,941.5
San Marino	135	4.6	0.6	1.4	0.7	1.8	0.7	0.9	0.4	0.3	0.2	0.1	0.3
Singapore	576	615.5	207.9	146.4	165.3	148.7	155.2	122.8	39.4	32.7	32.3	25.7	32.1
Switzerland	146	1,681.3	458.0	435.7	448.0	397.9	399.7	1,072.8	295.9	261.9	304.2	232.5	274.3
Taiwan Prov.of China	528	447.4	114.3	116.7	98.8	132.0	99.9	721.4	174.4	187.2	186.0	180.7	167.4
United Kingdom	112	8,399.5	2,311.8	2,123.6	2,095.6	2,014.2	2,166.1	7,267.4	1,922.4	1,789.0	1,962.9	1,727.6	1,787.9
United States	111	10,200.1	2,859.9	2,678.2	2,871.2	2,220.3	2,430.4	3,752.1	961.6	941.7	1,017.8	887.3	905.3
Vatican	187	0.1	0.0	0.0	0.0	0.0	0.0	0.0	0.0	0.0	0.0	0.0
Emerg. & Dev. Economies	200	27,354.1	6,963.7	6,582.4	7,134.8	6,494.7	7,142.2	26,969.3	6,875.4	6,341.9	6,620.7	6,937.1	7,069.6
Emerg. & Dev. Asia	505	8,179.2	2,023.9	1,896.9	2,182.7	1,925.7	2,173.9	11,333.4	2,727.5	2,840.3	2,735.9	3,035.7	2,721.4
Bangladesh	513	54.9	12.5	11.0	14.5	14.6	14.9	463.2	87.9	115.6	109.0	136.3	102.4
Bhutan	514	3.1	0.2	0.4	1.5	0.1	1.1	0.0	0.0	0.0	0.0
Brunei Darussalam	516	9.4	0.7	0.5	1.7	0.9	6.3	0.1	0.0	0.0	0.0	0.1	0.0
Cambodia	522	5.2	2.3	0.9	1.0	1.3	2.0	72.7	15.7	19.5	17.9	20.9	14.3
China,P.R.: Mainland	924	5,365.8	1,309.9	1,223.6	1,467.2	1,235.1	1,439.8	7,886.9	1,949.1	2,007.9	1,845.3	2,147.4	1,886.2
Fiji	819	0.4	5.9	0.2	0.1	0.1	0.1	0.1	0.0	0.1	0.0	0.0	0.0
F.T. French Polynesia	887	2.3	0.5	0.2	1.7	0.1	0.3	0.1	0.0	0.0	0.0	0.0	0.1
F.T. New Caledonia	839	1.8	3.6	0.4	0.5	0.3	0.5	0.1	0.0	0.0	0.0	0.0	0.0
Guam	829	0.2	0.0	0.0	0.1	0.0	0.1	0.0	0.0	0.0	0.0	0.0
India	534	1,041.0	300.8	245.2	267.9	250.7	277.3	709.2	161.9	187.1	175.6	183.4	163.1
Indonesia	536	348.9	78.8	85.0	86.2	87.2	90.5	180.1	46.9	43.4	51.3	42.5	43.0
Kiribati	826	0.1	0.0	0.1	0.0	0.0	0.0	0.0	0.0	0.0
Lao People's Dem.Rep	544	0.3	0.1	0.0	0.0	0.1	0.1	19.1	5.9	4.3	4.3	4.8	5.8
Malaysia	548	337.3	78.6	74.0	101.6	76.6	85.1	359.3	112.2	96.1	89.8	89.9	83.5
Maldives	556	3.5	0.7	0.3	1.3	1.6	0.3	0.0	0.0	0.0	0.0	0.0	0.0
Mongolia	948	18.3	2.2	2.5	3.5	8.6	3.7	0.4	0.2	0.1	0.0	0.1	0.2

Sweden (144)

In Millions of U.S. Dollars

		Exports (FOB)						Imports (CIF)					
		2016	2015Q4	2016Q1	2016Q2	2016Q3	2016Q4	2016	2015Q4	2016Q1	2016Q2	2016Q3	2016Q4
Myanmar	518	17.3	3.1	5.3	3.4	3.0	5.6	15.4	2.0	3.1	3.2	5.0	4.2
Nepal	558	1.5	3.7	0.3	0.3	0.2	0.7	1.4	0.3	0.2	0.4	0.3	0.5
Papua New Guinea	853	2.5	0.5	0.7	0.6	0.5	0.7	5.1	0.0	0.0	0.0	2.5	2.6
Philippines	566	125.6	33.4	30.6	31.5	33.9	29.6	41.4	17.7	8.9	10.8	9.7	12.1
Samoa	862	0.7	0.0	0.4	0.0	0.2	0.1	0.0	0.1
Solomon Islands	813	0.3	0.0	0.2	0.1	0.0
Sri Lanka	524	39.2	9.9	8.4	11.0	10.2	9.6	63.6	16.2	15.0	16.4	15.9	16.3
Thailand	578	627.1	129.6	162.4	154.8	156.4	153.6	485.1	116.0	111.4	127.1	119.9	126.7
Timor-Leste	537	1.3	0.0	0.0	0.0	1.2	0.0	0.1	0.0	0.1
Vanuatu	846	0.1	0.1	0.0	0.0	0.0	0.0	0.1	0.0	0.0	0.1	0.0	0.0
Vietnam	582	170.3	46.8	43.8	32.1	42.8	51.6	1,029.2	195.3	227.3	284.4	257.0	260.4
Asia n.s.	598	0.9	0.1	0.6	0.1	0.1	0.2	0.5	0.1	0.1	0.2	0.1	0.1
Europe	170	9,869.2	2,454.6	2,397.9	2,542.7	2,425.5	2,503.1	12,424.2	3,209.6	2,789.8	3,172.0	3,112.3	3,350.2
Emerg. & Dev. Europe	903	7,440.1	1,940.3	1,868.0	1,938.2	1,792.9	1,841.1	8,454.3	2,096.8	1,995.8	2,207.5	2,045.7	2,205.3
Albania	914	9.5	1.4	1.2	4.4	1.8	2.1	4.5	0.4	0.3	0.8	2.1	1.3
Bosnia and Herzegovina	963	30.4	8.9	7.1	8.2	8.4	6.6	50.0	11.3	11.5	12.2	13.1	13.2
Bulgaria	918	139.6	33.2	33.3	35.3	34.7	36.3	181.3	39.4	35.7	45.8	42.9	56.9
Croatia	960	113.9	22.4	27.8	31.3	29.5	25.3	84.5	14.7	10.0	38.1	16.9	19.5
Faroe Islands	816	27.6	6.3	5.4	5.9	8.1	8.2	2.7	0.2	0.6	0.5	0.8	0.8
Gibraltar	823	121.3	28.2	47.3	5.6	28.1	40.3	0.0	0.0	0.0	0.0	0.0	0.0
Hungary	944	615.7	159.6	144.3	162.5	158.7	150.3	1,179.0	315.9	290.0	298.9	265.6	324.5
Kosovo	967	2.6	0.4	0.9	0.5	0.8	0.5	1.3	0.5	0.3	0.3	0.4	0.3
Macedonia, FYR	962	10.5	3.8	2.0	3.8	2.1	2.7	20.2	3.6	8.4	4.3	4.0	3.5
Montenegro	943	5.3	1.1	1.1	2.1	0.7	1.4	2.5	0.7	0.7	0.7	0.5	0.6
Poland	964	4,522.6	1,134.0	1,120.3	1,178.1	1,102.2	1,122.0	5,171.7	1,283.1	1,189.6	1,338.1	1,275.7	1,368.4
Romania	968	340.6	95.1	75.8	95.5	85.1	84.1	454.7	110.3	113.9	127.6	105.7	107.4
Serbia, Republic of	942	118.2	29.1	28.0	31.0	30.8	28.5	84.4	16.5	18.3	21.0	19.1	25.9
Turkey	186	1,382.2	416.9	373.4	374.1	302.1	332.7	1,217.6	300.4	316.6	319.3	298.8	282.9
CIS	901	2,428.1	514.1	529.7	604.3	632.3	661.8	3,969.8	1,112.8	793.9	964.5	1,066.6	1,144.9
Armenia	911	7.9	3.6	1.2	2.7	1.8	2.2	0.3	0.1	0.1	0.1	0.1	0.1
Azerbaijan, Rep. of	912	17.7	4.7	4.2	5.2	3.2	5.1	0.6	0.1	0.2	0.2	0.0	0.1
Belarus	913	40.0	14.1	8.2	7.9	11.7	12.1	42.3	12.6	12.7	9.4	10.9	9.3
Georgia	915	17.3	1.9	1.9	11.6	2.2	1.5	0.1	0.0	0.1	0.0	0.0	0.0
Kazakhstan	916	153.5	23.6	22.3	21.7	83.2	26.4	28.8	5.0	4.5	7.5	8.7	8.1
Kyrgyz Republic	917	4.3	0.4	1.6	1.1	0.1	1.5	0.3	0.0	0.1	0.1	0.1	0.1
Moldova	921	12.4	2.0	2.5	2.8	3.2	3.8	2.2	1.1	0.3	0.4	0.7	0.8
Russian Federation	922	1,709.5	393.1	367.8	445.7	432.3	463.7	3,817.3	1,075.7	758.6	931.1	1,023.9	1,103.7
Tajikistan	923	1.2	0.3	0.1	0.1	0.4	0.6	0.1	0.0	0.0	0.0	0.0	0.0
Turkmenistan	925	44.7	13.9	30.8	10.3	2.8	0.8	0.0	0.0	0.0	0.0	0.0	0.0
Ukraine	926	400.7	52.4	84.1	88.9	87.0	140.8	77.7	18.1	17.4	15.7	22.1	22.6
Uzbekistan	927	18.9	4.1	5.0	6.3	4.4	3.2	0.2	0.0	0.0	0.0	0.0	0.1
Europe n.s.	884	1.0	0.2	0.2	0.3	0.3	0.2	0.1	0.0	0.0	0.0	0.0	0.0
Mid East, N Africa, Pak	440	4,813.3	1,308.8	1,222.1	1,256.7	1,082.7	1,251.8	719.7	201.8	152.3	155.6	165.8	245.9
Afghanistan, I.R. of	512	8.0	1.5	5.0	1.7	0.7	0.6	0.2	0.5	0.1	0.0	0.0	0.0
Algeria	612	375.0	110.7	71.2	98.8	93.8	111.2	3.6	1.5	0.1	1.6	0.9	1.1
Bahrain, Kingdom of	419	17.7	8.0	4.2	5.9	2.4	5.2	1.0	0.2	0.2	0.2	0.2	0.3
Djibouti	611	6.9	0.6	3.6	1.9	1.0	0.4	0.0	0.0	0.0	0.0	0.0	0.0
Egypt	469	751.8	195.8	212.2	196.1	148.2	195.3	31.3	5.8	8.2	9.1	8.3	5.7
Iran, I.R. of	429	260.5	39.1	65.7	60.5	48.1	86.3	13.4	3.8	3.4	3.3	2.6	4.1
Iraq	433	242.6	51.0	169.0	34.8	20.1	18.7	148.9	0.2	2.0	0.2	31.8	115.0
Jordan	439	56.1	13.4	12.6	16.5	12.8	14.2	6.3	2.1	1.3	2.0	1.1	1.9
Kuwait	443	57.7	21.4	12.1	19.0	12.0	14.5	0.3	0.1	0.0	0.1	0.1	0.1
Lebanon	446	86.8	16.3	22.2	26.5	23.8	14.4	19.0	4.9	4.8	6.2	3.6	4.5
Libya	672	38.3	1.2	5.4	9.2	10.1	13.7	2.2	0.0	1.0	1.1	0.0	0.0
Mauritania	682	40.5	0.4	4.9	8.7	20.1	6.6	0.0	0.0	0.0	0.0	0.0	0.0
Morocco	686	384.9	81.9	85.5	115.7	89.0	94.7	99.1	31.6	28.7	22.6	20.4	27.4
Oman	449	126.3	46.4	32.8	38.0	27.9	27.6	1.4	0.1	0.2	0.9	0.1	0.3
Pakistan	564	235.7	70.2	52.8	52.6	49.2	81.1	152.9	33.5	40.0	34.4	44.4	34.2
Qatar	453	172.7	46.1	38.4	42.6	42.4	49.3	62.7	48.0	2.1	27.8	23.0	9.8
Saudi Arabia	456	1,083.3	299.9	238.3	284.7	276.8	283.5	115.5	55.2	46.2	21.4	18.5	29.4

Sweden (144)

In Millions of U.S. Dollars

		Exports (FOB)						Imports (CIF)					
		2016	2015Q4	2016Q1	2016Q2	2016Q3	2016Q4	2016	2015Q4	2016Q1	2016Q2	2016Q3	2016Q4
Somalia	726	1.5	0.2	0.3	0.3	0.7	0.3	0.3	0.0	0.0	0.0	0.0	0.2
Sudan	732	43.5	10.5	9.8	15.3	4.2	14.2	0.9	0.0	0.4	0.3	0.2	0.1
Syrian Arab Republic	463	22.2	5.2	3.3	10.7	2.2	6.0	3.6	0.6	0.4	1.2	0.8	1.2
Tunisia	744	94.1	34.1	19.1	25.9	20.2	28.9	31.0	3.6	4.4	17.2	5.0	4.5
United Arab Emirates	466	682.7	252.8	149.2	186.8	169.8	176.9	25.8	10.1	8.8	5.9	4.9	6.2
West Bank and Gaza	487	2.7	1.1	1.2	0.2	0.3	0.9	0.2	0.1	0.1	0.1	0.0	0.1
Yemen, Republic of	474	21.8	0.9	3.3	4.3	7.0	7.3	0.0	0.0	0.0	0.0	0.0
Sub-Saharan Africa	603	1,551.9	478.6	437.6	374.2	354.2	386.0	956.4	342.9	217.2	166.6	235.4	337.1
Angola	614	13.4	8.0	2.7	3.5	2.3	5.0	1.0	0.3	0.0	0.9	0.0	0.1
Benin	638	12.9	5.3	1.1	1.5	8.4	1.9	0.3	0.0	0.1	0.0	0.1	0.1
Botswana	616	5.1	1.0	1.0	2.3	1.5	0.3	0.0	0.0	0.0	0.0	0.0	0.0
Burkina Faso	748	23.3	3.6	4.1	7.6	4.6	6.9	0.0	0.0	0.0	0.0	0.0
Burundi	618	0.2	0.0	0.0	0.1	0.0	0.1	7.8	2.7	1.6	1.4	1.2	3.6
Cabo Verde	624	1.8	0.3	0.5	0.4	0.2	0.7	0.8	0.0	0.1	0.2	0.5
Cameroon	622	21.2	8.4	5.0	2.8	1.9	11.5	0.1	6.2	0.1	0.0	0.0	0.0
Central African Rep.	626	2.7	0.3	0.0	2.0	0.2	0.5	0.0	0.0	0.0	0.0
Chad	628	0.3	0.2	0.2	0.1	0.0	0.0	0.0	0.0	0.0	0.0
Comoros	632	0.0	0.0	0.0	0.0	0.0	0.0	0.3	0.2	0.1
Congo, Dem. Rep. of	636	6.1	3.0	1.9	0.7	1.9	1.7	0.8	0.2	0.0	0.4	0.0	0.4
Congo, Republic of	634	5.9	3.2	0.7	1.2	2.6	1.5	4.4	0.0	2.0	0.2	2.1	0.1
Côte d'Ivoire	662	33.4	25.0	9.2	3.0	5.1	16.1	46.3	0.2	0.0	0.3	45.5	0.5
Equatorial Guinea	642	4.0	0.0	0.0	3.3	0.1	0.5	0.1	0.0	0.0	0.0
Eritrea	643	2.0	0.3	0.3	0.8	0.3	0.6	0.0	0.0	0.0	0.0	0.0	0.0
Ethiopia	644	51.7	13.6	17.2	8.4	13.0	13.1	17.6	4.2	4.7	3.0	4.7	5.2
Gabon	646	3.5	1.3	1.3	0.3	1.3	0.6	7.7	0.0	0.0	0.0	7.7
Gambia, The	648	4.8	1.2	0.8	1.0	1.4	1.6	0.0	0.0	0.0	0.0	0.0	0.0
Ghana	652	109.8	41.0	22.5	31.4	36.6	19.3	4.0	1.7	1.4	0.4	0.4	1.8
Guinea	656	7.0	1.1	1.0	1.5	1.7	2.7	0.0	0.1	0.0	0.0	0.0	0.0
Guinea-Bissau	654	2.0	0.3	1.6	0.0	0.0	0.4	0.0	0.0	0.0
Kenya	664	48.0	11.7	13.3	11.4	11.0	12.3	31.3	9.5	5.2	7.4	12.4	6.4
Lesotho	666	0.0	0.0	0.0	0.0	0.2	0.1	0.2	0.0	0.0
Liberia	668	11.5	1.5	0.6	6.6	3.8	0.6	0.0	0.0	0.0	0.0	0.0
Madagascar	674	5.9	1.1	0.4	2.9	1.3	1.3	38.1	11.3	10.9	8.5	8.0	10.7
Malawi	676	1.6	0.3	1.0	0.0	0.4	0.1	1.6	0.5	0.4	0.2	0.6	0.3
Mali	678	12.6	2.4	5.3	3.6	1.2	2.5	0.5	0.2	0.0	0.2	0.1	0.2
Mauritius	684	5.5	1.4	1.0	1.5	1.3	1.7	8.1	1.3	2.2	1.6	2.1	2.2
Mozambique	688	4.9	3.3	1.0	0.9	2.1	1.0	0.7	0.1	0.2	0.2	0.2	0.2
Namibia	728	4.1	16.8	0.4	0.4	2.2	1.0	1.7	0.3	0.4	0.4	0.1	0.8
Niger	692	9.2	2.6	2.7	1.0	0.5	5.0	0.2	0.1	0.0	0.2	0.0	0.0
Nigeria	694	179.9	83.4	61.9	41.8	40.5	35.7	588.9	262.6	144.6	93.3	97.6	253.4
Rwanda	714	16.6	1.1	1.2	6.0	2.1	7.3	3.1	0.1	0.9	1.3	0.7	0.2
Senegal	722	24.7	3.8	7.2	9.2	4.1	4.3	2.7	0.1	0.1	2.5	0.0	0.0
Seychelles	718	3.7	0.6	0.9	1.6	0.7	0.6	0.2	0.0	0.0	0.1	0.0	0.0
Sierra Leone	724	9.9	0.9	0.4	0.4	0.4	8.7	0.1	0.0	0.0	0.0	0.0	0.0
South Africa	199	744.4	175.5	227.0	171.5	165.6	180.3	167.0	38.2	35.4	38.8	54.6	38.2
South Sudan, Rep. of	733	0.4	0.4	0.4	0.0	0.0	0.0	0.0	0.0	0.0	0.0
Swaziland	734	0.1	0.2	0.0	0.0	0.0	0.0	0.1	0.0	0.0	0.0	0.0	0.0
Tanzania	738	92.6	32.1	26.1	21.9	19.7	24.8	7.5	0.6	1.9	2.8	1.4	1.3
Togo	742	5.8	5.6	0.3	4.2	0.3	1.0	0.4	0.3	0.1	0.0	0.2	0.1
Uganda	746	8.5	2.1	2.1	2.0	2.3	2.1	7.0	1.1	1.8	1.2	2.8	1.2
Zambia	754	37.4	12.9	10.0	13.0	8.8	5.6	4.1	0.9	3.0	0.5	0.0	0.6
Zimbabwe	698	10.5	1.6	3.2	2.3	2.8	2.3	1.8	0.1	0.0	0.2	0.3	1.2
Africa n.s.	799	2.8	0.0	0.0	2.8	0.0	0.0	0.0
Western Hemisphere	205	2,940.4	697.7	627.8	778.5	706.6	827.5	1,535.6	393.7	342.4	390.6	387.8	414.9
Anguilla	312	0.2	0.0	0.0	0.0	0.0	0.1	0.0	0.0	0.0
Antigua and Barbuda	311	0.8	0.9	0.1	0.3	0.1	0.5	0.0	0.0	0.0	0.0	0.0	0.0
Argentina	213	282.6	68.8	70.5	52.6	70.2	89.1	76.7	21.2	11.3	18.6	15.1	31.7
Aruba	314	0.9	0.3	0.2	0.1	0.2	0.5	0.4	0.0	0.0	0.0	0.1	0.3
Bahamas, The	313	63.1	0.8	19.3	38.5	1.9	3.3	0.3	0.1	0.0	0.2	0.0	0.0
Barbados	316	12.6	3.0	1.4	4.0	3.3	3.9	0.5	0.0	0.1	0.1	0.3	0.0

Sweden (144)

In Millions of U.S. Dollars

		Exports (FOB)						Imports (CIF)					
		2016	2015Q4	2016Q1	2016Q2	2016Q3	2016Q4	2016	2015Q4	2016Q1	2016Q2	2016Q3	2016Q4
Belize	339	0.3	0.1	0.0	0.1	0.1	0.1	0.2	0.1	0.0	0.0	0.1	0.0
Bermuda	319	1.0	0.5	0.2	0.3	0.2	0.2	1.9	1.7	0.0	0.0	0.0	1.9
Bolivia	218	33.4	9.0	6.4	6.8	4.9	15.3	1.3	0.4	0.2	0.2	0.7	0.2
Brazil	223	789.8	169.1	152.8	209.8	184.1	243.0	539.6	151.5	126.4	152.1	126.7	134.4
Chile	228	294.6	84.5	67.5	62.9	73.6	90.6	116.0	16.4	15.6	35.0	50.7	14.7
Colombia	233	83.7	23.2	19.7	19.2	19.6	25.2	53.5	10.2	14.8	12.0	10.0	16.6
Costa Rica	238	32.5	6.5	6.4	9.2	6.7	10.2	32.4	7.5	8.7	9.4	7.6	6.7
Curacao	354	1.2	0.5	0.2	0.3	0.2	0.5	0.1	0.0	0.0	0.0	0.0
Dominica	321	1.4	0.2	0.1	0.4	0.6	0.4	0.0	0.0	0.0	0.0	0.0	0.0
Dominican Republic	243	44.8	9.7	12.1	9.5	12.3	10.9	62.0	8.4	12.6	18.6	16.6	14.1
Ecuador	248	29.5	10.0	7.3	5.2	9.1	7.9	39.6	12.7	12.9	10.4	8.9	7.4
El Salvador	253	20.1	6.2	5.9	3.7	2.4	8.0	0.4	0.1	0.2	0.2	0.0	0.0
Greenland	326	77.4	17.5	2.0	30.4	27.9	17.2	0.0	0.0	0.0	0.0	0.0	0.0
Grenada	328	1.8	0.2	0.1	0.4	0.4	0.8	0.0	0.0	0.0	0.0	0.0
Guatemala	258	27.7	7.3	7.5	5.7	5.7	8.7	5.6	0.4	0.5	0.9	1.9	2.3
Guyana	336	3.8	0.8	1.3	1.3	0.6	0.5	0.1	0.0	0.0	0.0	0.0	0.0
Haiti	263	6.2	0.9	3.9	0.4	1.2	0.7	0.1	0.1	0.0	0.0	0.0	0.0
Honduras	268	22.6	3.3	11.7	3.9	3.8	3.2	33.4	0.4	9.1	16.9	7.1	0.3
Jamaica	343	11.6	1.2	1.9	1.0	6.3	2.4	7.7	0.2	0.1	7.0	0.2	0.4
Mexico	273	702.1	196.8	139.4	214.8	171.3	176.6	117.9	42.2	35.3	33.7	25.8	23.1
Montserrat	351	0.3	0.3	0.1	0.0	0.0
Nicaragua	278	20.5	3.7	5.1	7.0	3.0	5.4	49.8	0.7	1.3	3.3	2.6	42.6
Panama	283	33.5	8.9	9.6	7.7	9.8	6.4	4.3	2.4	1.3	0.7	1.0	1.4
Paraguay	288	9.3	3.9	1.7	2.5	2.2	2.8	9.2	3.1	0.2	2.7	1.8	4.4
Peru	293	204.9	45.6	54.1	55.9	44.9	50.0	77.4	48.9	19.6	7.1	20.8	29.8
Sint Maarten	352	0.5	0.1	0.2	0.0	0.1	0.2	0.0	0.0	0.0	0.0	0.0
St. Kitts and Nevis	361	12.9	0.2	0.2	0.1	7.5	5.2	0.2	0.0	0.1	0.0
St. Lucia	362	1.6	0.1	0.1	0.5	0.3	0.7	0.0	0.0	0.0	0.0	0.0
St. Vincent & Grens.	364	0.9	0.0	0.0	0.5	0.2	0.3	0.0	0.0	0.0	0.0	0.0	0.0
Suriname	366	3.9	0.2	2.4	0.1	0.8	0.6	0.2	0.0	0.0	0.2	0.0	0.0
Trinidad and Tobago	369	13.7	4.7	2.8	3.8	3.5	3.6	1.6	0.0	1.5	0.0	0.0	0.1
Uruguay	298	35.6	7.7	9.5	8.5	7.9	9.7	8.3	2.1	1.8	2.5	1.9	2.1
Venezuela, Rep. Bol.	299	42.6	1.3	3.6	1.5	16.1	21.4	293.2	62.1	68.0	58.3	87.2	79.6
Western Hem. n.s.	399	14.4	0.2	0.4	9.3	3.4	1.3	1.8	0.6	0.6	0.3	0.3	0.5
Other Countries n.i.e	910	25.3	12.9	11.2	3.1	4.4	6.6	4.4	1.3	0.6	0.8	2.4	0.5
Cuba	928	25.2	12.9	11.2	3.0	4.4	6.6	4.2	1.2	0.6	0.8	2.3	0.5
Korea, Dem. People's Rep.	954	0.1	0.0	0.0	0.0	0.0	0.0	0.2	0.1	0.0	0.1	0.1	0.0
Special Categories	899	620.2	147.9	125.1	142.0	167.5	185.6	64.7	34.1	7.0	23.6
Countries & Areas n.s.	898	66.4	7.5	5.3	3.8	35.7	21.6	1.4	0.1	0.1	1.0	0.3	0.0
Memorandum Items													
Africa	605	2,498.0	716.7	631.7	640.7	583.2	642.3	1,091.4	379.6	250.8	208.3	261.8	370.4
Middle East	405	3,623.2	998.7	969.8	935.8	803.9	913.8	431.6	131.0	78.7	79.5	95.0	178.4
European Union	998	82,110.1	20,802.5	20,165.1	21,317.9	19,613.5	21,013.7	100,239.3	25,883.1	23,907.6	26,364.9	23,700.0	26,266.8
Export earnings: fuel	080	5,425.1	1,458.1	1,322.1	1,355.8	1,333.9	1,413.2	5,213.0	1,548.2	1,071.4	1,176.7	1,321.4	1,643.4
Export earnings: nonfuel	092	133,983.4	34,127.9	32,436.1	35,056.8	31,859.6	34,630.9	135,542.5	34,541.9	32,386.1	35,380.4	32,692.6	35,083.4

Switzerland (146)

In Millions of U.S. Dollars

		Exports (FOB)						Imports (CIF)					
		2016	2015Q4	2016Q1	2016Q2	2016Q3	2016Q4	2016	2015Q4	2016Q1	2016Q2	2016Q3	2016Q4
IFS World		213,990.4	53,887.8	51,883.7	55,128.7	53,845.3	53,132.8	175,908.0	44,119.6	42,502.0	45,622.2	43,529.4	44,254.4
World	001	304,652.0	75,377.1	67,700.3	77,403.6	77,277.6	82,270.5	268,605.2	63,656.8	65,999.7	67,526.0	64,097.2	70,982.3
Advanced Economies	110	225,557.6	53,555.5	49,157.3	61,038.4	60,301.3	55,060.7	190,903.5	49,708.0	45,105.2	47,107.2	44,218.6	54,472.6
Euro Area	163	106,332.4	25,978.0	25,677.6	27,438.4	25,933.1	27,283.3	122,906.5	30,905.8	29,048.8	31,837.8	31,063.7	30,956.1
Austria	122	7,563.8	2,075.0	2,028.6	1,808.0	1,754.7	1,972.4 r	7,891.5	2,012.8	1,854.4	1,870.9	2,062.7	2,103.5 r
Belgium	124	6,215.7	1,472.1	1,448.4	1,714.4	1,482.3	1,570.5 r	4,849.6	1,200.4	1,137.3	1,363.5	1,301.6	1,047.3 r
Cyprus	423	70.7	14.2	19.1	16.0	19.7	15.8 r	15.5	8.5	2.9	7.0	2.4	3.2 r
Estonia	939	173.1	36.9	35.8	38.5	38.4	60.3 r	52.5	11.0	11.4	12.4	13.6	15.0 r
Finland	172	813.1	163.8	212.3	204.5	204.8	191.5 r	951.8	205.2	214.9	232.9	217.0	287.0 r
France	132	17,735.2	4,140.6	3,923.3	4,788.9	4,558.6	4,464.4 r	16,413.0	4,026.1	4,238.6	4,167.3	4,164.1	3,843.1 r
Germany	134	43,704.3	10,683.7	10,294.0	11,008.1	10,786.3	11,615.9 r	52,014.7	12,992.3	12,434.4	13,390.9	13,160.1	13,029.2 r
Greece	174	793.6	178.7	221.2	205.2	198.2	168.9 r	163.5	37.3	40.9	42.0	44.1	36.5 r
Ireland	178	1,033.6	242.4	255.0	229.7	358.7	190.2 r	7,808.4	2,370.3	1,229.7	1,914.7	2,278.8	2,385.3 r
Italy	136	14,891.2	3,844.2	3,869.5	3,943.1	3,326.8	3,751.8 r	19,782.7	4,909.6	4,635.9	5,273.0	4,909.7	4,964.1 r
Latvia	941	173.5	32.5	51.1	39.8	41.9	40.7 r	51.9	10.7	15.1	12.7	13.3	10.8 r
Lithuania	946	141.7	34.4	34.3	37.6	40.9	29.1 r	141.5	27.3	35.4	37.3	35.8	33.1 r
Luxembourg	137	320.3	86.6	39.7	145.3	66.5	68.9 r	270.6	52.0	66.8	62.3	71.9	69.6 r
Malta	181	51.2	15.4	11.4	11.4	11.1	17.4 r	22.6	4.5	4.0	6.4	3.7	8.5 r
Netherlands	138	5,125.2	1,231.5	1,332.1	1,301.5	1,226.3	1,265.4 r	5,062.2	1,234.2	1,300.2	1,329.4	1,177.2	1,255.3 r
Portugal	182	823.2	196.4	214.7	212.5	193.9	202.1 r	871.9	217.1	194.7	228.8	218.7	229.7 r
Slovak Republic	936	577.1	119.3	138.9	152.6	146.1	139.5 r	928.3	229.7	226.6	247.8	209.6	244.3 r
Slovenia	961	425.8	100.0	107.6	121.5	97.6	99.1 r	449.9	141.6	90.6	161.1	93.6	104.6 r
Spain	184	5,700.2	1,310.1	1,440.7	1,459.7	1,380.3	1,419.5 r	5,164.4	1,215.5	1,315.1	1,477.5	1,085.7	1,286.0 r
Australia	193	2,378.6	616.4	594.2	611.6	583.8	589.1 r	891.5	168.3	205.1	261.2	221.1	204.2 r
Canada	156	3,531.7	911.2	878.6	883.6	900.8	868.7 r	1,044.2	162.4	194.9	138.9	266.7	443.7 r
China,P.R.: Hong Kong	532	18,589.1	7,730.4	3,308.5	4,417.2	4,217.1	6,646.2 r	8,220.0	750.8	1,083.0	2,229.1	2,210.0	2,697.8 r
China,P.R.: Macao	546	32.4	9.7	6.6	6.9	9.4	9.6 r	6.7	2.5	2.4	1.9	1.1	1.3 r
Czech Republic	935	1,539.5	379.5	384.8	386.1	391.5	377.1 r	2,320.0	576.7	573.4	582.0	575.0	589.6 r
Denmark	128	937.9	224.5	219.7	216.0	267.3	234.9 r	763.3	180.6	177.7	203.3	184.5	197.7 r
Iceland	176	35.6	7.7	6.3	10.8	9.8	8.7 r	30.1	8.2	7.3	6.7	7.5	8.6 r
Israel	436	1,139.6	306.3	298.7	292.1	259.6	289.2 r	696.9	154.9	228.1	162.2	122.4	184.3 r
Japan	158	7,700.8	1,690.7	1,727.1	1,888.4	2,199.5	1,885.8 r	3,585.8	750.5	906.6	925.3	767.1	986.8 r
Korea, Republic of	542	2,964.5	714.9	674.8	735.5	796.0	758.2 r	848.5	177.1	204.6	252.5	173.7	217.6 r
New Zealand	196	210.7	43.0	46.2	54.1	50.0	60.5 r	98.3	23.1	17.9	32.3	25.3	22.8 r
Norway	142	722.2	207.1	175.3	209.5	179.9	157.6 r	400.7	91.3	82.2	108.0	105.5	105.0 r
San Marino	135	0.5	0.5 r	6.0	6.0 r
Singapore	576	6,516.8	1,917.6	1,674.9	1,155.9	1,212.0	2,473.9 r	3,417.9	667.8	979.9	948.7	768.7	720.6 r
Sweden	144	1,474.2	381.2	389.7	374.3	348.1	362.0 r	1,488.3	364.4	372.7	389.8	282.8	442.9 r
Taiwan Prov.of China	528	1,787.0	459.8	479.6	410.6	510.0	386.7 r	1,054.9	241.6	264.5	271.0	259.8	259.6 r
United Kingdom	112	32,667.0	3,345.0	4,958.4	11,557.8	12,366.7	3,784.1 r	19,086.1	10,290.5	5,310.9	2,243.2	1,537.8	9,994.1 r
United States	111	36,995.9	8,632.3	7,656.3	10,389.5	10,066.5	8,883.7 r	24,038.0	4,191.5	5,445.2	6,513.0	5,645.9	6,433.9 r
Vatican	187	0.9	0.9 r	0.0	0.0 r
Emerg. & Dev. Economies	200	79,070.2	21,813.3	18,538.1	16,361.0	16,970.1	27,201.0	77,666.8	13,940.1	20,887.9	20,410.8	19,869.3	16,498.8
Emerg. & Dev. Asia	505	47,453.8	13,532.2	10,363.8	8,670.3	10,003.0	18,416.7	26,398.7	5,201.2	6,913.7	7,136.6	6,534.6	5,813.8
Bangladesh	513	155.2	39.8	37.0	43.9	39.5	34.8 r	449.2	84.3	103.6	102.8	121.7	121.1 r
Bhutan	514	0.7	1.1	0.0	0.1	0.4	0.2 r	0.0	0.1	0.0	0.0	0.0 r
Brunei Darussalam	516	3.2	0.3	0.5	1.5	0.3	0.9 r	1.6	0.1	0.4	1.1	0.0	0.1 r
Cambodia	522	9.0	1.6	2.2	2.2	2.3	2.3 r	356.5	26.9	77.1	181.5	62.8	35.2 r
China,P.R.: Mainland	924	27,332.2	6,294.7	5,968.1	4,574.6	5,719.0	11,070.5 r	12,576.6	3,394.1	3,153.0	2,902.0	3,103.4	3,418.2 r
Fiji	819	3.5	1.0	1.0	0.9	0.8	0.8 r	0.1	0.0	0.0	0.0	0.0	0.0 r
F.T. French Polynesia	887	1.9	0.4	0.4	0.7	0.6	0.3 r	0.6	0.1	0.3	0.1	0.1	0.2 r
F.T. New Caledonia	839	3.0	1.1	0.8	0.8	0.7	0.7 r
Guam	829	10.3	2.5	2.0	1.8	3.3	3.1 r	0.0	0.3	0.0	0.0
India	534	14,641.6	5,708.8	3,173.0	2,881.1	3,163.2	5,424.3 r	1,509.7	350.2	449.8	363.0	345.2	351.7 r
Indonesia	536	466.4	161.6	130.7	104.2	113.3	118.2 r	2,406.3	120.3	810.9	892.7	496.7	206.0 r
Lao People's Dem.Rep	544	4.9	0.7	0.9	0.9	0.6	2.5 r	57.2	1.3	6.5	5.0	44.2	1.5 r
Malaysia	548	1,517.2	379.5	314.6	344.4	386.1	472.1 r	969.7	178.3	187.2	189.9	276.3	316.4 r
Maldives	556	5.0	1.2	0.9	1.4	0.9	1.7 r	6.2	2.0	1.9	1.7	1.0	1.6 r
Marshall Islands	867	0.1	0.1 r	0.0	0.0 r
Mongolia	948	8.8	1.3	2.0	1.6	3.3	2.0 r	777.1	122.1	59.6	207.9	123.2	386.4 r

Switzerland (146)

In Millions of U.S. Dollars

		Exports (FOB)						Imports (CIF)					
		2016	2015Q4	2016Q1	2016Q2	2016Q3	2016Q4	2016	2015Q4	2016Q1	2016Q2	2016Q3	2016Q4
Myanmar	518	24.9	5.9	5.9	8.3	5.7	5.0 r	35.2	33.0	8.3	5.8	11.0	10.1 r
Nepal	558	41.2	20.9	8.9	21.3	2.4	8.7 r	8.1	3.6	1.7	2.1	1.9	2.3 r
Palau	565	0.1	0.1 r
Papua New Guinea	853	2.0	0.4	0.2	0.1	1.0	0.6 r	3.2	0.7	0.6	0.8	0.8	0.9 r
Philippines	566	374.6	72.9	86.3	104.6	91.6	92.2 r	516.2	93.3	107.6	153.2	129.9	125.4 r
Solomon Islands	813	0.5	0.0	0.0	0.0	0.4	10.5	2.2	2.8	2.1	3.0	2.6 r
Sri Lanka	524	215.8	28.6	44.8	56.2	59.4	55.3 r	160.5	47.9	41.2	39.5	40.8	39.0 r
Thailand	578	2,079.5	657.2	455.1	367.5	300.0	956.9 r	5,054.5	502.3	1,564.3	1,605.6	1,389.8	494.8 r
Timor-Leste	537	0.3	1.2	0.0	0.1	0.2	0.0 r
Tonga	866	0.1	0.1	0.1	0.0
Vanuatu	846	0.1	0.0	0.0	0.0	0.0	0.0 r	0.0
Vietnam	582	550.8	149.6	127.7	151.8	108.0	163.3 r	1,499.6	237.5	336.9	479.6	382.8	300.4 r
Asia n.s.	598	0.9	0.0	0.8	0.1	0.0	0.0 r	0.0	0.5	0.0
Europe	170	10,154.4	2,469.7	2,259.0	2,508.7	2,376.9	3,009.8	12,821.6	3,150.3	3,470.9	2,453.7	3,196.0	3,700.9
Emerg. & Dev. Europe	903	7,226.1	1,633.1	1,688.2	1,694.8	1,663.9	2,179.2	7,565.5	1,994.1	2,698.4	1,584.3	1,656.1	1,626.8
Albania	914	37.9	5.5	10.3	10.6	9.7	7.3 r	14.9	2.7	3.5	2.7	4.6	4.1 r
Bosnia and Herzegovina	963	57.0	14.8	13.4	16.1	13.8	13.7 r	88.6	21.9	20.9	20.1	24.1	23.5 r
Bulgaria	918	377.1	96.7	87.3	101.0	93.0	95.7 r	266.2	51.7	66.1	61.6	73.2	65.4 r
Croatia	960	252.1	54.3	65.3	77.9	53.7	55.2 r	182.0	39.2	41.3	38.2	63.2	39.3 r
Faroe Islands	816	0.4	0.2	0.2	0.1	0.0	0.1 r	4.0	0.9	0.4	0.7	1.2	1.7 r
Gibraltar	823	8.2	1.5	2.3	2.3	1.9	1.7 r	0.0	3.4	0.0	0.0	0.0	0.0 r
Hungary	944	949.6	243.9	229.7	231.1	241.8	247.1 r	1,105.0	256.8	267.8	266.9	275.0	295.2 r
Kosovo	967	24.9	7.3	6.5	9.3	6.8	2.2 r	14.3	3.2	3.8	5.4	3.7	1.4 r
Macedonia, FYR	962	41.8	11.8	10.2	11.9	9.0	10.8 r	67.3	16.5	18.0	14.7	18.1	16.4 r
Montenegro	943	10.6	2.1	4.8	2.6	2.5	0.7 r	3.2	1.6	0.6	0.9	1.2	0.5 r
Poland	964	2,220.6	510.9	588.3	548.5	534.1	549.7 r	2,013.5	462.3	501.4	476.8	450.7	584.7 r
Romania	968	714.0	168.1	204.0	175.1	164.4	170.5 r	606.2	140.4	144.2	147.8	160.3	154.0 r
Serbia, Republic of	942	176.4	43.2	41.2	44.9	45.5	44.7 r	126.9	26.5	27.1	30.7	33.3	35.8 r
Turkey	186	2,355.5	472.7	424.6	463.7	487.5	979.7 r	3,073.3	966.9	1,603.4	517.6	547.5	404.7 r
CIS	901	2,921.3	835.1	569.4	812.3	710.4	829.3	5,239.7	1,155.9	772.4	869.4	1,523.9	2,074.1
Armenia	911	33.5	9.4	4.7	9.4	6.3	13.2 r	6.0	0.7	0.8	1.0	2.6	1.5 r
Azerbaijan, Rep. of	912	82.4	34.7	25.0	21.0	16.5	19.8 r	93.4	31.4	22.0	25.1	28.0	18.3 r
Belarus	913	94.7	30.2	19.6	17.6	18.1	39.3 r	19.3	9.7	3.3	2.2	4.3	9.5 r
Georgia	915	45.4	9.1	9.3	13.2	7.8	15.1 r	45.8	0.7	0.7	5.5	21.2	18.4 r
Kazakhstan	916	150.7	56.8	23.6	44.9	32.4	49.7 r	258.3	55.4	8.8	76.3	93.3	79.9 r
Kyrgyz Republic	917	13.1	1.7	0.6	1.8	6.2	4.5 r	69.2	46.3	27.3	0.3	31.1	10.5 r
Moldova	921	15.5	5.6	2.4	3.6	3.8	5.6 r	16.5	3.5	4.5	2.8	4.6	4.6 r
Russian Federation	922	2,069.6	577.3	391.7	606.7	524.7	546.6 r	1,673.2	243.9	292.4	297.5	439.9	643.4 r
Tajikistan	923	11.7	5.2	2.6	1.1	1.5	6.5 r	75.7	21.9	25.1	39.0	10.9	0.7 r
Turkmenistan	925	22.0	4.6	4.0	5.8	5.7	6.4 r	0.8	0.1	0.1	0.1	0.2	0.4 r
Ukraine	926	275.9	68.8	59.1	65.6	65.7	85.5 r	117.8	21.4	32.1	26.8	26.3	32.6 r
Uzbekistan	927	106.8	31.6	26.7	21.4	21.7	37.0 r	2,863.6	721.0	355.3	392.6	861.5	1,254.3 r
Europe n.s.	884	6.9	1.6	1.4	1.6	2.5	1.4 r	16.3	0.3	0.1	0.1	16.1	0.0 r
Mid East, N Africa, Pak	440	13,804.1	4,032.0	3,971.8	3,103.3	2,633.1	4,095.8	18,922.0	1,228.7	4,630.4	5,882.6	5,805.9	2,603.0
Afghanistan, I.R. of	512	3.8	1.6	0.8	1.0	0.8	1.2 r	17.5	0.2	0.2	15.2	2.0	0.0 r
Algeria	612	338.6	81.7	91.6	100.2	78.1	68.7 r	2.4	0.7	0.3	1.0	0.4	0.8 r
Bahrain, Kingdom of	419	293.5	81.5	64.8	63.7	92.4	72.5 r	24.9	11.4	2.1	2.4	10.6	9.8 r
Djibouti	611	0.8	0.2	0.2	0.1	0.2	0.2 r	0.0	0.0 r
Egypt	469	884.1	163.8	265.4	231.1	201.2	186.4 r	477.1	15.0	96.6	172.8	126.0	81.8 r
Iran, I.R. of	429	508.9	129.2	111.8	99.9	115.4	181.9 r	21.7	6.3	6.8	5.2	5.1	4.7 r
Iraq	433	376.2	110.1	97.8	77.5	89.3	111.6 r	40.4	0.4	22.2	0.3	5.3	12.6 r
Jordan	439	745.2	165.9	117.7	79.5	100.0	448.0 r	8.5	1.4	1.2	2.0	3.7	1.6 r
Kuwait	443	464.1	143.7	88.7	144.0	91.5	140.0 r	69.4	30.0	4.1	32.4	2.0	30.9 r
Lebanon	446	646.9	146.3	156.2	150.7	123.3	216.8 r	219.9	30.2	50.7	54.3	48.6	66.3 r
Libya	672	215.4	40.3	45.6	35.5	70.7	63.6 r	24.7	0.1	0.0	7.1	17.6
Mauritania	682	4.1	1.1	0.8	1.3	1.1	0.9 r	223.6	55.6	71.9	37.0	42.6	72.1 r
Morocco	686	302.6	81.0	75.8	79.1	65.5	82.2 r	229.2	51.9	52.7	64.9	53.1	58.4 r
Oman	449	283.2	55.3	59.5	60.4	80.8	82.5 r	5.6	2.3	2.1	1.3	1.3	0.9 r
Pakistan	564	366.1	94.5	110.9	82.3	83.4	89.5 r	125.8	22.6	30.2	29.5	32.4	33.7 r
Qatar	453	841.7	188.0	490.2	161.3	80.8	109.3 r	291.3	20.3	275.4	6.6	4.5	4.8 r

Switzerland (146)

In Millions of U.S. Dollars

		Exports (FOB)						Imports (CIF)					
		2016	2015Q4	2016Q1	2016Q2	2016Q3	2016Q4	2016	2015Q4	2016Q1	2016Q2	2016Q3	2016Q4
Saudi Arabia	456	2,826.0	976.6	1,015.3	624.5	434.3	752.0 r	396.8	70.7	101.5	92.1	108.9	94.2 r
Somalia	726	0.4	0.2	0.1	0.1	0.1	0.0 r	0.1	0.0	0.0	0.0	0.0	0.0 r
Sudan	732	87.0	16.3	13.7	35.7	10.5	27.0 r	5.9	2.8	0.6	0.5	2.4	2.4 r
Syrian Arab Republic	463	30.7	6.8	7.6	8.0	2.5	12.6 r	0.2	0.1	0.1	0.1	0.0	0.1 r
Tunisia	744	194.8	45.8	57.9	46.0	45.2	45.7 r	168.3	32.4	43.9	37.9	46.8	39.6 r
United Arab Emirates	466	4,348.2	1,490.5	1,090.3	1,009.8	860.3	1,387.8 r	16,568.2	874.1	3,867.7	5,319.8	5,292.5	2,088.3 r
West Bank and Gaza	487	22.5	7.8	4.7	7.0	3.2	7.5 r	0.3	0.0	0.0	0.2	0.0	0.1 r
Yemen, Republic of	474	19.6	4.1	4.6	4.6	2.8	7.8 r	0.0	0.0	0.0	0.0
Sub-Saharan Africa	603	1,397.1	373.2	359.1	377.2	338.3	322.5	8,090.1	1,719.1	1,589.0	2,130.9	2,471.4	1,898.7
Angola	614	19.2	3.2	3.4	3.0	6.5	6.3 r	0.0	0.1	0.0	0.0	0.0
Benin	638	6.5	3.7	1.8	2.1	1.3	1.2 r	0.4	0.1	0.1	0.1	0.1	0.1 r
Botswana	616	1.8	0.5	0.2	0.5	0.4	0.6 r	30.5	0.1	2.8	9.7	8.7	9.3 r
Burkina Faso	748	4.8	1.1	1.3	1.6	1.6	0.3 r	1,329.7	285.9	256.6	306.6	410.1	356.4 r
Burundi	618	1.2	0.0	0.7	0.0	0.5	0.0	0.0	0.0	0.0	0.0	0.0 r
Cabo Verde	624	1.1	0.6	0.2	0.4	0.1	0.4 r
Cameroon	622	16.5	2.9	3.4	5.9	3.2	4.0 r	9.1	0.9	0.6	7.3	0.7	0.5 r
Central African Rep.	626	0.6	0.2	0.4	0.0	0.1	0.1 r	0.1	0.0	0.0	0.0	0.0	0.0 r
Chad	628	2.6	0.6	0.6	0.7	0.5	0.8 r	0.0	0.0	0.0	0.0	0.0 r
Comoros	632	0.0	0.0	0.0	0.0	0.0 r	0.6	0.1	0.1	0.1	0.2	0.1 r
Congo, Dem. Rep. of	636	5.8	2.5	1.7	1.6	1.8	0.7 r	2.2	1.0	0.4	0.4	1.1	0.3 r
Congo, Republic of	634	5.0	1.6	1.7	0.8	2.0	0.5 r	1.9	0.3	0.5	0.7	0.5	0.1 r
Côte d'Ivoire	662	27.8	12.2	7.7	7.1	8.8	4.2 r	513.4	127.1	110.5	130.3	134.9	137.7 r
Equatorial Guinea	642	1.7	0.3	1.4	0.0	0.2	0.1 r	0.0	0.0	0.0	0.0 r
Eritrea	643	0.4	0.0	0.0	0.1	0.2	0.1 r	0.0	0.0	0.0	0.0	0.0	0.0 r
Ethiopia	644	48.8	17.6	14.5	14.0	17.0	3.3 r	218.2	100.6	35.3	51.1	100.0	31.8 r
Gabon	646	2.9	0.7	0.5	0.7	0.7	1.0 r	43.4	15.1	9.2	8.5	13.4	12.3 r
Gambia, The	648	2.2	1.5	0.4	0.5	0.7	0.5 r	0.0
Ghana	652	34.9	8.3	9.7	8.6	6.5	10.2 r	2,400.3	334.9	434.0	669.8	800.9	495.6 r
Guinea	656	7.8	1.0	2.3	1.3	1.2	3.0 r	198.6	7.9	32.6	63.7	48.7	53.5 r
Guinea-Bissau	654	0.2	0.1	0.0	0.1	0.1	0.0 r
Kenya	664	94.8	18.7	25.5	17.1	24.6	27.5 r	46.0	12.3	12.1	11.4	10.0	12.4 r
Lesotho	666	0.8	0.5	0.2	0.3	0.1	0.2 r	0.0	0.0	0.0	0.0 r
Liberia	668	16.8	3.7	7.8	3.5	3.7	1.7 r	111.8	11.2	23.2	11.4	32.4	44.8 r
Madagascar	674	5.0	1.8	1.0	1.7	1.2	1.0 r	30.3	6.5	8.5	6.6	7.7	7.5 r
Malawi	676	3.1	0.3	0.4	0.0	1.3	1.3 r	3.8	1.0	0.7	1.1	0.9	1.0 r
Mali	678	16.2	1.3	3.7	8.4	2.7	1.4 r	555.4	109.3	121.7	140.9	145.5	147.4 r
Mauritius	684	42.6	6.7	11.9	17.4	6.1	7.2 r	88.7	33.3	34.3	19.3	24.6	10.6 r
Mozambique	688	6.0	2.0	0.2	3.0	0.2	2.6 r	41.2	7.1	11.9	12.0	7.9	9.4 r
Namibia	728	1.2	0.6	0.3	0.2	0.4	0.4 r	1.0	0.2	0.6	0.0	0.1	0.3 r
Niger	692	7.6	4.3	2.2	2.1	2.0	1.2 r	21.3	9.0	6.2	7.2	5.6	2.3 r
Nigeria	694	144.7	65.0	37.4	42.1	37.3	28.0 r	335.5	125.0	78.5	81.3	95.0	80.7 r
Rwanda	714	14.5	2.8	4.5	3.1	0.9	6.0 r	1.0	1.1	1.0	0.0	0.0	0.0 r
São Tomé & Príncipe	716	0.3	0.1	0.0	0.1	0.1	0.0 r	0.3	0.0	0.2	0.1
Senegal	722	27.1	4.8	4.3	4.8	10.8	7.1 r	282.1	59.8	82.8	74.3	63.6	61.4 r
Seychelles	718	41.1	10.7	10.0	9.9	9.1	12.1 r	12.4	1.3	8.7	1.6	1.4	0.7 r
Sierra Leone	724	1.4	0.4	0.4	0.2	0.1	0.7 r	0.0	0.1	0.0 r
South Africa	199	714.8	169.8	185.9	193.4	170.1	165.4 r	1,114.9	410.0	205.8	259.3	312.3	337.5 r
South Sudan, Rep. of	733	0.6	0.6 r	0.2	0.2 r
Swaziland	734	3.9	1.4	0.8	1.1	1.0	1.0 r	0.7	0.1	0.1	0.2	0.3	0.2 r
Tanzania	738	16.4	6.4	2.0	5.6	2.5	6.3 r	676.5	54.2	107.6	252.5	239.8	76.6 r
Togo	742	16.6	5.6	3.9	4.0	3.6	5.1 r	0.9	0.3	0.3	0.2	0.2	0.2 r
Uganda	746	11.2	4.0	1.3	5.1	1.2	3.5 r	5.9	0.8	0.6	1.6	1.7	2.0 r
Zambia	754	10.4	0.4	2.0	3.8	2.3	2.4 r	7.6	1.1	0.2	0.3	1.8	5.2 r
Zimbabwe	698	8.4	3.3	1.5	1.0	3.8	2.2 r	3.4	1.0	1.1	0.7	0.9	0.7 r
Africa n.s.	799	0.8	0.0	0.1	0.7
Western Hemisphere	205	6,260.7	1,406.1	1,584.3	1,701.5	1,618.7	1,356.1	11,434.4	2,640.7	4,283.9	2,806.9	1,861.3	2,482.4
Anguilla	312	0.3	0.3 r
Antigua and Barbuda	311	2.3	1.0	0.6	0.5	0.3	0.9 r	0.1	0.1	0.1
Argentina	213	678.8	168.2	180.8	172.9	169.0	156.1 r	1,155.6	292.7	302.6	267.2	333.6	252.2 r
Aruba	314	9.0	4.8	2.3	1.6	2.2	2.9 r	0.1	0.2	0.0	0.0	0.0	0.1 r

Switzerland (146)

In Millions of U.S. Dollars

		Exports (FOB)						Imports (CIF)					
		2016	2015Q4	2016Q1	2016Q2	2016Q3	2016Q4	2016	2015Q4	2016Q1	2016Q2	2016Q3	2016Q4
Bahamas, The	313	38.3	4.9	3.7	7.0	20.6	6.9 r	0.6	0.1	0.0	0.4	0.1	0.1 r
Barbados	316	6.1	2.8	1.4	1.0	0.8	2.9 r	0.7	0.5	0.1	0.3	0.2	0.1 r
Belize	339	3.1	0.5	1.5	0.2	0.5	0.8 r	1.2	0.1	0.1	0.3	0.4	0.4 r
Bermuda	319	5.0	0.5	0.6	1.9	1.4	1.0 r	0.1	0.6	0.0	0.0	0.0	0.0 r
Bolivia	218	34.0	3.1	7.0	14.4	8.7	4.0 r	9.6	3.5	3.1	1.8	2.7	1.9 r
Brazil	223	1,952.2	378.6	472.6	545.2	600.6	333.8 r	1,245.7	314.0	272.7	311.9	305.3	355.8 r
Chile	228	293.8	67.4	69.0	66.2	67.2	91.4 r	528.6	124.8	124.9	122.9	126.4	154.5 r
Colombia	233	479.1	91.6	134.0	132.0	113.5	99.6 r	496.5	152.5	120.2	128.4	122.8	125.2 r
Costa Rica	238	174.9	18.4	44.5	53.2	36.8	40.3 r	104.2	27.5	27.5	25.6	25.3	25.8 r
Curacao	354	24.6	24.6 r	93.7	93.7 r
Dominica	321	0.4	0.1	0.0	0.0	0.1	0.2 r	0.0
Dominican Republic	243	28.9	4.4	5.4	6.8	7.3	9.3 r	351.5	20.3	73.1	84.3	119.0	75.2 r
Ecuador	248	142.3	28.6	35.5	37.6	32.7	36.6 r	90.6	27.2	23.8	21.0	23.3	22.6 r
El Salvador	253	13.7	7.6	3.4	4.0	3.3	3.0 r	2.0	0.5	0.5	0.6	0.4	0.4 r
Greenland	326	0.3	0.0	0.3	0.0	0.0	0.0 r	0.0	0.0	0.0	0.0	0.0
Grenada	328	0.7	0.1	0.1	0.2	0.0	0.3 r	0.1	0.0	0.0	0.1	0.0	0.0 r
Guatemala	258	33.4	7.6	6.7	6.2	11.9	8.6 r	46.0	10.9	10.9	11.7	12.2	11.2 r
Guyana	336	1.3	0.8	0.4	0.3	0.4	0.3 r	25.3	0.0	6.9	14.5	3.9	0.0 r
Haiti	263	2.8	1.0	1.6	0.2	0.3	0.7 r	4.1	0.4	1.7	1.0	1.0	0.3 r
Honduras	268	14.0	4.5	2.5	3.3	4.2	3.9 r	22.2	3.0	5.2	7.0	5.9	4.2 r
Jamaica	343	12.9	3.4	3.6	1.8	2.6	4.9 r	3.2	0.2	0.8	0.8	1.2	0.4 r
Mexico	273	1,374.2	352.1	351.8	378.4	333.5	310.5 r	989.4	430.3	202.4	240.6	183.8	362.6 r
Nicaragua	278	4.8	1.1	1.0	1.2	1.7	0.9 r	53.4	2.5	2.2	6.2	13.5	31.5 r
Panama	283	231.3	64.3	75.3	60.1	48.9	46.9 r	102.1	23.6	42.3	24.0	22.5	13.3 r
Paraguay	288	20.1	7.4	3.1	4.6	4.8	7.6 r	18.4	4.9	4.5	4.0	4.3	5.6 r
Peru	293	167.4	44.3	45.3	41.2	42.2	38.7 r	2,465.4	447.9	761.9	731.5	436.8	535.1 r
Sint Maarten	352	17.0	17.0 r	0.1	0.1 r
St. Kitts and Nevis	361	1.8	5.3	0.4	0.2	0.1	1.0 r	0.0	0.0	0.0
St. Lucia	362	3.6	1.4	1.2	0.5	0.8	1.1 r	0.0	0.0	0.0	0.0	0.0
St. Vincent & Grens.	364	17.3	3.9	0.1	17.0	0.0	0.2 r	4.2	0.7	2.2	1.0	1.0 r
Suriname	366	1.9	0.6	0.3	0.9	0.3	0.3 r	478.1	82.9	84.6	98.0	93.0	202.4 r
Trinidad and Tobago	369	11.7	1.9	2.6	2.4	3.4	3.4 r	0.7	0.1	0.1	0.2	0.2	0.1 r
Uruguay	298	242.9	54.5	67.2	57.9	68.0	49.8 r	71.4	23.4	20.0	15.5	19.5	16.3 r
Venezuela, Rep. Bol.	299	186.2	59.3	53.8	77.2	25.7	29.5 r	2,915.8	645.5	2,191.5	684.8	3.0	36.5 r
Western Hem. n.s.	399	28.3	10.1	4.6	3.1	4.8	15.9 r	153.8	0.1	0.0	0.0	0.1	153.7 r
Other Countries n.i.e	910	23.8	8.3	4.9	3.7	6.3	8.9	35.0	8.7	6.7	8.1	9.3	10.9
Cuba	928	18.0	7.7	4.8	3.7	3.9	5.6 r	34.9	8.7	6.7	8.1	9.3	10.8 r
Korea, Dem. People's Rep.	954	5.8	0.5	0.1	0.0	2.4	3.2 r	0.0	0.0 r
Countries & Areas n.s.	898	0.5	0.5	0.0
Memorandum Items													
Africa	605	2,324.7	599.5	599.3	639.7	539.0	546.7	8,719.5	1,862.5	1,758.5	2,272.3	2,616.7	2,071.9
Middle East	405	12,506.1	3,709.7	3,620.0	2,757.5	2,348.3	3,780.3	18,149.0	1,062.4	4,430.5	5,696.5	5,626.1	2,395.9
European Union	998	147,464.4	31,382.3	32,804.9	41,106.1	40,393.8	33,159.6	150,737.1	43,268.5	36,504.3	36,247.5	34,666.2	43,319.1
Export earnings: fuel	080	13,873.6	4,231.7	3,882.7	3,372.3	2,807.0	3,811.6	23,366.8	2,316.4	7,032.7	6,794.9	6,270.5	3,268.7
Export earnings: nonfuel	092	290,778.4	71,145.4	63,817.6	74,031.3	74,470.6	78,458.9	245,238.4	61,340.4	58,967.1	60,731.1	57,826.7	67,713.6

Syrian Arab Republic (463)

In Millions of U.S. Dollars

		Exports (FOB)						Imports (CIF)					
		2016	2015Q4	2016Q1	2016Q2	2016Q3	2016Q4	2016	2015Q4	2016Q1	2016Q2	2016Q3	2016Q4
IFS World	
World	001	757.9	210.8	199.3	176.3	160.2	222.1	6,011.5	1,790.3	1,532.1	1,433.2	1,412.8	1,633.4
Advanced Economies	110	91.5	23.5	18.3	24.1	21.1	28.1	992.5	291.9	224.6	244.0	218.5	305.4
Euro Area	163	69.0	19.0	13.5	16.2	16.8	22.6	479.8	153.1	111.1	117.5	111.5	139.7
Austria	122	0.5	0.0 r	0.1 r	0.1 r	0.1 r	0.2 r	2.1	1.7 r	0.7 r	0.5 r	0.6 r	0.3 r
Belgium	124	1.6	0.1 r	0.4 r	0.3 r	0.4 r	0.4 r	13.3	3.0 r	3.3 r	3.6 r	2.3 r	4.2 r
Cyprus	423	1.8	0.9 r	0.5 r	0.4 r	0.4 r	0.6 r	0.2	0.1 r	0.0 r	0.0 r	0.0 r	0.1 r
Estonia	939	0.1	0.0 r	0.0 r	0.0 r	0.0 r	0.0 r
Finland	172	0.0	0.0 r	0.0 r	0.0 r	0.0 r	0.0 r	2.4	0.2 r	0.7 r	0.7 r	0.5 r	0.5 r
France	132	3.5	0.7 r	0.9 r	1.1 r	0.8 r	0.6 r	20.0	8.9 r	5.5 r	5.3 r	5.5 r	3.7 r
Germany	134	14.3	2.7 r	3.6 r	4.2 r	2.7 r	3.7 r	32.5	9.9 r	6.2 r	8.3 r	6.9 r	11.1 r
Greece	174	1.8	0.5 r	0.5 r	0.4 r	0.4 r	0.6 r	14.8	1.4 r	3.4 r	5.3 r	3.7 r	2.3 r
Ireland	178	0.0	0.0 r	0.0 r	0.0 r	0.0 r	0.0 r	5.7	1.7 r	0.7 r	2.5 r	2.2 r	0.4 r
Italy	136	8.4	3.8 r	2.9 r	2.0 r	1.6 r	1.9 r	52.3	48.2 r	12.4 r	14.1 r	11.2 r	14.5 r
Latvia	941	0.0	0.1 r	0.0 r	212.5	53.1 r	53.1 r	53.2 r	53.1 r	53.2 r
Lithuania	946	0.0 r	0.3	0.3 r	0.1 r	0.0 r	0.1 r	0.1 r
Luxembourg	137	0.1	0.1 r	0.0 r	0.0 r	0.1 r	0.0 r
Netherlands	138	6.3	1.4 r	1.8 r	1.6 r	1.3 r	1.6 r	43.3	15.0 r	8.1 r	7.6 r	4.9 r	22.7 r
Portugal	182	0.8	0.1 r	0.1 r	0.2 r	0.2 r	0.3 r	11.0	1.4 r	1.8 r	1.4 r	2.6 r	5.2 r
Slovak Republic	936	0.0	0.0 r	0.0 r	0.0 r	31.5	0.6 r	8.0 r	5.8 r	6.4 r	11.3 r
Slovenia	961	0.0	0.0 r	0.0 r	0.0 r	0.0 r	2.3	0.6 r	0.5 r	0.5 r	0.8 r	0.5 r
Spain	184	29.9	8.8 r	2.6 r	5.9 r	8.7 r	12.7 r	35.5	6.9 r	6.7 r	8.7 r	10.7 r	9.5 r
Australia	193	1.1	0.3 r	0.3 r	0.4 r	0.2 r	0.2 r	1.2	0.4 r	0.6 r	0.1 r	0.3 r	0.2 r
Canada	156	0.4	0.0 r	0.1 r	0.1 r	0.0 r	0.1 r	3.7	1.2 r	0.4 r	0.9 r	0.3 r	2.1 r
China,P.R.: Hong Kong	532	0.3	0.2 r	0.0 r	0.1 r	0.2 r	0.1 r	0.0	0.0 r	0.0 r	0.0 r	0.0 r	0.0 r
Czech Republic	935	0.0	0.0 r	0.0 r	0.0 r	1.9	1.1 r	0.5 r	0.4 r	0.3 r	0.7 r
Denmark	128	0.1	0.0 r	0.0 r	0.0 r	0.0 r	0.0 r	6.3	2.4 r	1.1 r	1.9 r	1.2 r	2.1 r
Japan	158	0.5	0.1 r	0.1 r	0.1 r	0.1 r	0.2 r	12.6	0.8 r	1.6 r	0.9 r	0.9 r	9.2 r
Korea, Republic of	542	5.7	0.0 r	1.5 r	2.3 r	0.8 r	1.2 r	144.8	45.7 r	27.3 r	33.5 r	26.6 r	57.4 r
New Zealand	196	0.0	0.0 r	0.0 r	10.8	3.6 r	2.1 r	1.5 r	2.4 r	4.8 r
Norway	142	0.1	0.0 r	0.0 r	0.0 r	0.0 r	0.0 r	0.6	0.1 r	0.1 r	0.4 r	0.1 r	0.0 r
Singapore	576	0.0	0.0 r	0.0 r	0.0 r	0.0 r	0.0 r	2.1	0.6 r	0.3 r	0.4 r	0.7 r	0.7 r
Sweden	144	2.6	0.4 r	0.3 r	0.9 r	0.6 r	0.8 r	21.6	5.1 r	3.2 r	10.5 r	2.1 r	5.9 r
Switzerland	146	0.0	0.0 r	0.0 r	0.0 r	0.0 r	0.0 r	23.1	4.9 r	5.5 r	5.7 r	1.8 r	10.1 r
Taiwan Prov. of China	528	0.1	0.0 r	0.0 r	0.0 r	0.0 r	0.0 r	274.4	69.6 r	68.2 r	68.8 r	67.3 r	70.2 r
United Kingdom	112	5.7	1.5 r	1.1 r	2.2 r	1.2 r	1.2 r	5.4	2.7 r	1.5 r	0.9 r	1.8 r	1.1 r
United States	111	5.9	1.8 r	1.4 r	1.8 r	1.1 r	1.6 r	4.2	0.5 r	1.2 r	0.5 r	1.2 r	1.2 r
Emerg. & Dev. Economies	200	666.2	187.3	181.0	152.2	139.0	194.0	4,990.3	1,489.8	1,300.4	1,182.3	1,187.6	1,320.0
Emerg. & Dev. Asia	505	79.6	21.4	20.2	18.9	20.0	20.6	968.1	265.6	234.9	248.1	226.4	258.6
Bangladesh	513	0.3	0.1 r	0.1 r	0.1 r	0.1 r	0.1 r	0.8	0.1 r	0.2 r	0.2 r	0.2 r	0.2 r
China,P.R.: Mainland	924	71.5	19.5 r	18.0 r	17.6 r	17.9 r	18.0 r	678.7	192.3 r	158.1 r	184.7 r	161.3 r	174.6 r
India	534	4.8	1.4 r	1.5 r	0.6 r	1.3 r	1.4 r	119.5	25.9 r	37.2 r	23.7 r	26.0 r	32.5 r
Indonesia	536	1.6	0.3 r	0.3 r	0.4 r	0.3 r	0.6 r	18.6	9.8 r	4.8 r	4.4 r	4.3 r	5.1 r
Malaysia	548	0.4	0.0 r	0.1 r	0.1 r	0.1 r	0.1 r	39.9	6.8 r	8.6 r	10.1 r	9.7 r	11.5 r
Philippines	566	0.0	0.0 r	0.0 r	0.0 r	0.0 r	0.0 r	0.1	0.2 r	0.0 r	0.0 r	0.0 r	0.0 r
Sri Lanka	524	0.3	0.1 r	0.2 r	0.0 r	0.0 r	0.0 r	28.4	7.2 r	6.1 r	6.3 r	7.3 r	8.7 r
Thailand	578	0.7	0.0 r	0.0 r	0.1 r	0.3 r	0.3 r	25.8	6.4 r	6.0 r	5.1 r	4.4 r	10.3 r
Vietnam	582	0.0	0.0 r	0.0 r	0.0 r	0.0 r	0.0 r	5.3	1.6 r	1.3 r	1.3 r	1.2 r	1.5 r
Asia n.s.	598	51.0	15.2 r	12.5 r	12.3 r	11.9 r	14.2 r
Europe	170	74.4	18.2	15.5	16.3	13.9	28.7	2,770.0	855.5	763.1	634.9	682.7	689.3
Emerg. & Dev. Europe	903	64.9	16.9	13.6	14.4	11.2	25.7	1,270.6	358.8	340.3	276.2	305.5	348.7
Bosnia and Herzegovina	963	0.1	0.0 r	0.0 r	0.0 r	0.0 r	0.0 r	1.7	0.5 r	0.4 r	0.4 r	0.4 r	0.5 r
Bulgaria	918	0.8	0.0 r	0.3 r	0.4 r	0.1 r	0.1 r	24.1	3.5 r	7.8 r	6.4 r	2.9 r	7.0 r
Croatia	960	0.0	0.0 r	0.0 r	0.0 r	0.1	0.2 r	0.0 r	0.0 r	0.0 r	0.0 r
Hungary	944	0.0	0.0 r	0.0 r	0.0 r	0.0 r	0.0 r	2.5	0.3 r	0.5 r	0.4 r	0.9 r	0.8 r
Poland	964	0.2	0.1 r	0.1 r	0.0 r	0.0 r	0.1 r	9.5	3.2 r	4.2 r	1.7 r	1.5 r	2.2 r
Romania	968	0.5	1.6 r	0.1 r	0.1 r	0.2 r	0.1 r	32.6	13.6 r	11.3 r	1.7 r	5.9 r	13.7 r
Serbia, Republic of	942	1.1	0.3 r	0.3 r	0.3 r	0.3 r	0.3 r	0.1	0.0 r	0.1 r	0.0 r
Turkey	186	62.1	14.9 r	12.8 r	13.5 r	10.6 r	25.1 r	1,200.0	337.5 r	316.1 r	265.6 r	293.9 r	324.5 r

Syrian Arab Republic (463)

In Millions of U.S. Dollars

		Exports (FOB)						Imports (CIF)					
		2016	2015Q4	2016Q1	2016Q2	2016Q3	2016Q4	2016	2015Q4	2016Q1	2016Q2	2016Q3	2016Q4
CIS	901	9.5	1.3	1.9	1.9	2.7	3.1	1,460.5	485.0	413.2	349.3	368.2	329.8
Armenia	911	0.1	0.0 r	0.0 r	0.0 r	0.0 r	0.0 r	24.9	5.6 r	2.6 r	6.0 r	4.7 r	11.7 r
Azerbaijan, Rep. of	912	2.8	0.7 r	0.7 r	0.7 r	0.7 r	0.7 r
Belarus	913	3.4	0.0 r	0.0 r	0.2 r	1.3 r	1.9 r	33.8	7.5 r	11.0 r	14.3 r	4.1 r	4.4 r
Georgia	915	0.5	0.1 r	0.2 r	0.1 r	0.2 r	0.3	0.3 r	0.0 r
Kazakhstan	916	0.0	0.0 r	0.0 r	0.0 r	0.0 r	0.0 r	14.1	4.2 r	3.5 r	3.4 r	3.3 r	3.9 r
Moldova	921	0.0	0.0 r	0.0 r	0.0 r	0.0 r	0.0 r	2.8	0.8 r	0.7 r	0.7 r	0.7 r	0.8 r
Russian Federation	922	1.3	0.1 r	0.5 r	0.6 r	0.2 r	0.0 r	1,299.0	357.0 r	359.5 r	323.6 r	320.6 r	295.3 r
Tajikistan	923	0.0	0.0 r	0.0 r	0.0 r	0.0 r	0.0 r	0.1	0.0 r	0.0 r	0.0 r	0.0 r	0.0 r
Ukraine	926	1.0	0.3 r	0.3 r	0.2 r	0.2 r	0.3 r	84.9	109.7 r	35.6 r	1.1 r	34.7 r	13.5 r
Uzbekistan	927	0.1	0.0 r	0.0 r	0.0 r	0.0 r	0.1 r	0.5	0.2 r	0.1 r	0.1 r	0.1 r	0.1 r
Europe n.s.	884	38.9	11.6 r	9.6 r	9.4 r	9.1 r	10.8 r
Mid East, N Africa, Pak	440	498.8	143.8	142.0	113.7	102.1	141.0	869.1	257.5	212.4	206.3	197.4	253.0
Afghanistan, I.R. of	512	0.0	0.0 r	0.0 r	0.0 r	0.0 r	0.0 r	0.5	0.1 r	0.1 r	0.1 r	0.1 r	0.1 r
Algeria	612	4.0	1.1 r	0.8 r	0.9 r	0.8 r	1.4 r	13.4	4.0 r	3.3 r	3.2 r	3.1 r	3.7 r
Bahrain, Kingdom of	419	0.2	0.1 r	0.0 r	0.1 r	0.0 r	0.1 r	13.4	4.0 r	3.3 r	3.2 r	3.1 r	3.7 r
Djibouti	611	0.1	0.0 r	0.0 r	0.0 r	0.0 r	0.0 r
Egypt	469	7.3	3.2 r	1.5 r	1.7 r	1.5 r	2.5 r	109.7	34.6 r	27.0 r	26.5 r	25.6 r	30.5 r
Iran, I.R. of	429	0.4	0.1 r	0.1 r	0.1 r	0.1 r	0.1 r	84.8	25.3 r	20.9 r	20.5 r	19.8 r	23.6 r
Iraq	433	58.0	16.1 r	12.0 r	13.8 r	12.0 r	20.2 r	8.5	2.5 r	2.1 r	2.1 r	2.0 r	2.4 r
Jordan	439	87.9	31.0 r	21.3 r	22.8 r	23.8 r	20.1 r	24.5	15.7 r	10.0 r	7.5 r	5.0 r	2.0 r
Kuwait	443	4.1	1.1 r	0.8 r	1.0 r	0.8 r	1.4 r	17.7	5.3 r	4.4 r	4.3 r	4.1 r	4.9 r
Lebanon	446	262.5	71.6 r	87.6 r	55.3 r	45.8 r	73.8 r	178.7	46.8 r	38.8 r	38.3 r	37.7 r	64.0 r
Libya	672	3.2	0.9 r	0.7 r	0.8 r	0.7 r	1.1 r	22.6	6.8 r	5.6 r	5.5 r	5.3 r	6.3 r
Mauritania	682	0.1	0.0 r	0.0 r	0.0 r	0.0 r	0.0 r	0.0	0.0 r	0.0 r	0.0 r	0.0 r	0.0 r
Morocco	686	1.7	0.7 r	0.4 r	0.4 r	0.4 r	0.6 r	23.9	5.4 r	5.9 r	5.8 r	5.6 r	6.6 r
Oman	449	0.5	0.1 r	0.1 r	0.1 r	0.1 r	0.2 r	5.0	1.5 r	1.2 r	1.2 r	1.2 r	1.4 r
Pakistan	564	0.1	0.0 r	0.0 r	0.0 r	0.0 r	0.0 r	5.0	1.5 r	1.2 r	1.2 r	1.2 r	1.4 r
Qatar	453	2.3	0.6 r	0.5 r	0.5 r	0.5 r	0.8 r	17.6	5.3 r	4.3 r	4.3 r	4.1 r	4.9 r
Saudi Arabia	456	13.7	3.8 r	2.8 r	3.3 r	2.8 r	4.8 r	207.4	62.0 r	51.1 r	50.1 r	48.4 r	57.7 r
Somalia	726	0.0	0.0 r	0.0 r	0.0 r	0.0 r	0.0 r	0.2	0.1 r	0.0 r	0.0 r	0.0 r	0.1 r
Sudan	732	11.6	2.8 r	3.3 r	2.6 r	2.6 r	3.1 r	59.6	13.7 r	14.3 r	13.9 r	13.1 r	18.3 r
Tunisia	744	36.9	9.2 r	9.2 r	9.2 r	9.2 r	9.2 r	11.0	3.3 r	2.7 r	2.7 r	2.6 r	3.1 r
United Arab Emirates	466	2.3	0.6 r	0.5 r	0.5 r	0.5 r	0.8 r	63.4	18.9 r	15.6 r	15.3 r	14.8 r	17.6 r
Yemen, Republic of	474	2.2	0.6 r	0.4 r	0.5 r	0.4 r	0.8 r	2.3	0.7 r	0.6 r	0.6 r	0.5 r	0.6 r
Sub-Saharan Africa	603	1.7	0.8	0.5	0.3	0.3	0.6	70.1	19.9	17.3	21.2	15.1	16.5
Angola	614	0.2	0.0 r	0.0 r	0.0 r	0.0 r	0.1 r	0.0	0.0 r	0.0 r	0.0 r	0.0 r	0.0 r
Burkina Faso	748	0.0	0.0 r	0.0 r	0.0 r	0.0 r	0.0 r	0.3	0.1 r	0.1 r	0.1 r	0.1 r	0.1 r
Cameroon	622	0.0	0.0 r	0.0 r	0.0 r	0.0 r	0.0 r	0.1	0.0 r	0.0 r	0.0 r	0.0 r	0.0 r
Congo, Republic of	634	0.0	0.0 r	0.0 r	0.0 r	0.0 r	0.0 r	0.1	0.0 r	0.0 r	0.0 r	0.0 r	0.0 r
Côte d'Ivoire	662	0.1	0.0 r	0.0 r	0.0 r	0.0 r	0.0 r
Ethiopia	644	0.0	0.0 r	0.0 r	0.0 r	0.0 r	0.0 r	0.5	0.1 r	0.1 r	0.1 r	0.1 r	0.1 r
Ghana	652	0.1	0.0 r	0.0 r	0.0 r	0.0 r	0.0 r	0.1	0.0 r	0.0 r	0.0 r	0.0 r	0.0 r
Kenya	664	0.0	0.0 r	0.0 r	0.0 r	0.0 r	0.0 r	0.3	0.1 r	0.1 r	0.1 r	0.1 r	0.1 r
Mali	678	0.0	0.0 r	0.0 r	0.0 r	0.0 r	0.0 r	0.2	0.1 r	0.0 r	0.0 r	0.0 r	0.1 r
Nigeria	694	0.1	0.0 r	0.0 r	0.0 r	0.0 r	0.0 r	10.7	3.2 r	2.6 r	2.6 r	2.5 r	3.0 r
Senegal	722	0.3	0.0 r	0.1 r	0.1 r	0.1 r	0.1 r
South Africa	199	0.4	0.5 r	0.2 r	0.0 r	0.1 r	0.1 r	50.2	14.0 r	12.4 r	16.3 r	10.4 r	11.0 r
Tanzania	738	0.1	0.0 r	0.0 r	0.0 r	0.0 r	0.0 r	0.0	0.0 r	0.0 r	0.0 r	0.0 r	0.0 r
Uganda	746	0.2	0.0 r	0.0 r	0.0 r	0.0 r	0.0 r	0.6	0.1 r	0.1 r	0.1 r	0.1 r	0.1 r
Africa n.s.	799	6.8	2.0 r	1.7 r	1.6 r	1.6 r	1.9 r
Western Hemisphere	205	11.8	3.0	2.9	3.0	2.7	3.2	313.0	91.3	72.6	71.8	66.0	102.6
Argentina	213	0.0	0.0 r	0.0 r	0.0 r	0.0 r	0.0 r	76.8	22.9 r	18.9 r	18.6 r	17.9 r	21.4 r
Aruba	314	8.8	2.2 r	2.2 r	2.2 r	2.2 r	2.2 r
Bolivia	218	0.2	0.0 r	0.0 r	0.0 r	0.0 r	0.1 r	0.1	0.0 r	0.0 r	0.0 r	0.0 r	0.0 r
Brazil	223	1.2	0.5 r	0.3 r	0.4 r	0.1 r	0.4 r	130.7	40.7 r	27.4 r	27.0 r	21.9 r	54.5 r
Chile	228	0.1	0.0 r	0.0 r	0.1 r	11.7	2.9 r	2.9 r	2.9 r	2.9 r	2.9 r
Colombia	233	0.0	0.0 r	0.0 r	0.0 r	0.0 r	0.0 r	33.0	8.5 r	8.3 r	8.2 r	8.2 r	8.3 r
Costa Rica	238	0.0	0.0 r	0.0 r	0.0 r	0.0 r	0.0 r	2.8	0.8 r	0.7 r	0.7 r	0.6 r	0.8 r
Dominican Republic	243	0.0	0.0 r	0.0 r	0.0 r	0.0 r	0.0 r	0.1	0.0 r	0.0 r	0.0 r	0.0 r	0.0 r

Syrian Arab Republic (463)

In Millions of U.S. Dollars

		Exports (FOB)						Imports (CIF)					
		2016	2015Q4	2016Q1	2016Q2	2016Q3	2016Q4	2016	2015Q4	2016Q1	2016Q2	2016Q3	2016Q4
Ecuador	248	0.0 r	42.4	11.2 r	10.6 r	10.6 r	10.6 r	10.6 r
Guatemala	258	0.0	0.0 r	0.0 r	0.0 r	0.0 r	0.0 r	3.2	1.0 r	0.8 r	0.8 r	0.8 r	0.9 r
Honduras	268	0.5	0.1 r	0.1 r	0.1 r	0.2 r	0.0 r
Mexico	273	0.7	0.2 r	0.2 r	0.2 r	0.2 r	0.2 r	7.6	1.9 r	1.9 r	1.9 r	1.9 r	1.9 r
Nicaragua	278	0.1	0.0 r	0.0 r	0.0 r	0.0 r	0.0 r
Panama	283	0.6	0.2 r	0.2 r	0.2 r	0.2 r	0.2 r
Paraguay	288	0.0	0.0 r	0.0 r	0.0 r	0.0 r	0.0 r	1.9	0.6 r	0.5 r	0.5 r	0.4 r	0.5 r
Peru	293	0.0	0.0 r	0.0 r	0.0 r	0.0 r	0.0 r	1.2	0.4 r	0.3 r	0.3 r	0.3 r	0.3 r
Venezuela, Rep. Bol.	299	0.1	0.0 r	0.0 r	0.0 r	0.0 r	0.0 r	0.7	0.2 r	0.2 r	0.2 r	0.2 r	0.2 r
Other Countries n.i.e	910	0.1	0.0	0.0	0.0	0.0	0.0	2.3	0.7	0.6	0.5	0.5	0.6
Cuba	928	0.0	0.0 r	0.0 r	0.0 r	0.0 r	0.0 r	2.2	0.7 r	0.5 r	0.5 r	0.5 r	0.6 r
Korea, Dem. People's Rep.	954	0.1	0.0 r	0.0 r	0.0 r	0.0 r	0.0 r	0.0	0.0 r	0.0 r	0.0 r	0.0 r	0.0 r
Special Categories	899	3.2	1.0 r	0.8 r	0.8 r	0.8 r	0.9 r
Countries & Areas n.s.	898	23.3	7.0 r	5.7 r	5.6 r	5.4 r	6.5 r
Memorandum Items													
Africa	605	56.0	14.7	14.2	13.5	13.4	14.9	178.2	46.4	43.5	46.8	39.5	48.3
Middle East	405	444.4	129.9	128.2	100.5	89.0	126.6	755.5	229.4	184.9	179.3	171.7	219.6
European Union	998	79.1	22.7	15.3	19.9	18.9	25.0	583.8	185.1	141.1	141.4	128.1	173.2
Export earnings: fuel	080	95.6	26.2	20.1	23.1	19.8	32.6	1,856.3	520.7	497.0	459.0	452.0	448.3
Export earnings: nonfuel	092	662.3	184.6	179.2	153.2	140.4	189.6	4,155.3	1,269.6	1,035.1	974.2	960.8	1,185.1

Tajikistan (923)

In Millions of U.S. Dollars

		Exports (FOB)						Imports (CIF)					
		2016	2015Q4	2016Q1	2016Q2	2016Q3	2016Q4	2016	2015Q4	2016Q1	2016Q2	2016Q3	2016Q4
IFS World		898.8	207.0	197.0	242.5	233.3	226.0
World	001	773.8	253.0	191.1	203.1	187.5	192.1	3,020.3	887.0	476.7	782.9	766.7	994.0
Advanced Economies	110	135.4	30.8	37.1	61.9	27.7	8.8	356.8	98.1	57.9	86.8	105.6	106.5
Euro Area	163	58.2	8.7	11.6	22.5	16.5	7.6	271.7	70.2	45.1	57.8	88.6	80.3
Austria	122	0.0	0.0 r	0.0 r	0.0 r	16.8	5.1 r	3.9 r	4.3 r	4.4 r	4.1 r
Belgium	124	0.6	0.1 r	0.1 r	0.2 r	0.1 r	0.2 r	2.1	0.2 r	0.3 r	0.5 r	0.6 r	0.8 r
Estonia	939	0.6	0.6 r	5.8	1.6 r	1.4 r	1.5 r	1.5 r	1.4 r
Finland	172	0.0	0.0 r	0.0 r	1.4	0.6 r	0.2 r	0.5 r	0.3 r	0.5 r
France	132	0.1	0.0 r	0.0 r	0.0 r	0.0 r	0.0 r	9.4	3.0 r	1.1 r	3.6 r	3.2 r	1.6 r
Germany	134	0.8	0.1 r	0.2 r	0.2 r	0.1 r	0.3 r	36.6	14.2 r	4.5 r	6.1 r	11.1 r	14.9 r
Greece	174	0.1	0.0 r	0.1 r
Italy	136	45.0	8.4 r	11.0 r	18.6 r	11.7 r	3.6 r	65.6	12.2 r	5.2 r	8.1 r	32.2 r	20.0 r
Latvia	941	0.1	0.1 r	49.2	12.6 r	11.7 r	11.7 r	12.5 r	13.2 r
Lithuania	946	11.0	0.0 r	0.1 r	3.5 r	3.9 r	3.5 r	60.5	14.9 r	12.9 r	14.1 r	17.1 r	16.3 r
Netherlands	138	0.0	0.0 r	0.0 r	0.0 r	0.0 r	0.0 r	17.7	4.0 r	3.0 r	4.5 r	4.2 r	5.9 r
Portugal	182	0.0	0.0 r	2.2	0.0 r	0.0 r	2.2 r	0.0 r	0.0 r
Slovak Republic	936	0.0	0.0 r	0.0 r	0.1	0.1 r	0.0 r	0.1 r	0.0 r
Slovenia	961	1.4	0.7 r	0.2 r	0.3 r	0.4 r	0.5 r
Spain	184	0.0	0.0 r	0.0 r	0.0 r	0.0 r	0.0 r	2.9	1.2 r	0.7 r	0.4 r	0.9 r	0.9 r
Australia	193	0.1	0.0 r	0.0 r	0.0 r	0.1 r
Canada	156	0.0	0.0 r	0.0 r	0.0 r	0.0 r	0.0 r	0.4	0.5 r	0.1 r	0.2 r	0.1 r	0.1 r
China,P.R.: Hong Kong	532	0.7	0.1 r	0.1 r	0.4 r	0.2 r	0.0 r
Czech Republic	935	0.1	0.0 r	0.0 r	0.0 r	3.2	1.0 r	0.4 r	0.5 r	0.7 r	1.5 r
Denmark	128	1.4	0.6 r	0.3 r	0.4 r	0.2 r	0.5 r
Israel	436	0.1	0.0 r	0.0 r	0.0 r	0.0 r	0.0 r	3.3	0.9 r	0.8 r	0.8 r	0.8 r	0.8 r
Japan	158	0.0	0.0 r	0.0 r	0.0 r	0.0 r	0.0 r	6.6	3.0 r	0.3 r	0.2 r	2.9 r	3.2 r
Korea, Republic of	542	0.0	0.0 r	0.0 r	0.0 r	0.0 r	12.4	3.3 r	2.4 r	2.8 r	3.3 r	3.9 r
Norway	142	0.5	0.0 r	0.1 r	0.1 r	0.0 r	0.3 r
Singapore	576	0.0	0.0 r	0.0 r	0.0 r	1.2	0.3 r	0.6 r	0.2 r	0.2 r	0.2 r
Sweden	144	0.1	0.0 r	0.0 r	0.0 r	0.0 r	0.0 r	0.4	0.1 r	0.0 r	0.0 r	0.1 r	0.2 r
Switzerland	146	75.8	21.9 r	25.1 r	39.0 r	10.9 r	0.7 r	15.2	5.4 r	2.8 r	1.3 r	1.6 r	9.4 r
Taiwan Prov. of China	528	0.2	0.0 r	0.0 r	0.0 r	0.1 r	0.1 r
United Kingdom	112	1.2	0.2 r	0.4 r	0.3 r	0.2 r	0.3 r	3.6	0.3 r	0.6 r	1.5 r	1.2 r	0.3 r
United States	111	0.1	0.0 r	0.0 r	0.0 r	0.0 r	0.0 r	35.8	12.3 r	4.3 r	20.5 r	5.4 r	5.6 r
Emerg. & Dev. Economies	200	638.4	222.2	154.0	141.1	159.9	183.4	2,663.5	788.9	418.8	696.1	661.1	887.5
Emerg. & Dev. Asia	505	115.9	57.4	26.4	20.7	42.4	26.4	435.3	140.9	72.0	130.1	106.0	127.3
China,P.R.: Mainland	924	114.2	57.0 r	26.0 r	20.3 r	41.9 r	26.0 r	373.8	125.3 r	56.7 r	115.0 r	90.6 r	111.5 r
India	534	0.2	0.0 r	0.0 r	0.0 r	0.1 r	0.0 r	58.2	14.9 r	14.8 r	14.1 r	14.6 r	14.8 r
Malaysia	548	2.1	0.4 r	0.4 r	0.7 r	0.5 r	0.6 r
Mongolia	948	0.9	0.2 r	0.2 r	0.2 r	0.2 r	0.2 r
Philippines	566	0.1	0.0 r	0.0 r	0.0 r	0.0 r	0.0 r	0.0 r
Thailand	578	0.1	0.0 r	0.0 r	0.0 r	0.0 r	0.0 r
Vietnam	582	0.5	0.1 r	0.1 r	0.1 r	0.1 r	0.1 r	1.0	0.3 r	0.2 r	0.3 r	0.3 r	0.3 r
Europe	170	421.9	141.5	105.2	93.7	91.7	131.4	1,878.0	536.3	290.9	464.5	465.3	657.2
Emerg. & Dev. Europe	903	216.0	72.7	56.4	64.7	41.8	53.1	109.4	27.9	20.0	24.5	31.1	33.9
Bosnia and Herzegovina	963	3.8	1.3 r	0.6 r	1.1 r	1.0 r	1.1 r
Bulgaria	918	0.0	0.0 r	0.0 r	5.0	1.2 r	1.0 r	0.8 r	1.2 r	1.9 r
Hungary	944	4.0	0.8 r	1.5 r	1.0 r	0.7 r	0.9 r
Poland	964	0.2	0.1 r	0.0 r	0.1 r	0.0 r	0.1 r	7.3	2.3 r	0.7 r	1.5 r	2.7 r	2.4 r
Romania	968	0.2	0.0 r	0.0 r	0.2 r	0.3	0.2 r	0.0 r	0.3 r	0.0 r
Serbia, Republic of	942	8.6	0.3 r	0.9 r	0.9 r	3.2 r	3.7 r
Turkey	186	215.6	72.6 r	56.4 r	64.6 r	41.8 r	52.9 r	80.2	21.8 r	15.4 r	19.2 r	21.9 r	23.8 r
CIS	901	206.0	68.7	48.8	29.1	49.9	78.3	1,768.5	508.4	270.9	440.1	434.2	623.3
Armenia	911	0.0 r	0.6	0.1 r	0.1 r	0.1 r	0.3 r	0.1 r
Azerbaijan, Rep. of	912	1.1	0.4 r	0.2 r	0.3 r	0.3 r	0.3 r
Belarus	913	4.1	3.3 r	1.0 r	1.1 r	0.9 r	1.1 r	21.0	5.0 r	3.4 r	4.2 r	5.2 r	8.2 r
Georgia	915	0.0	0.0 r	0.0 r	0.0 r	0.0 r	0.0 r	8.5	1.1 r	0.6 r	0.7 r	4.1 r	3.2 r
Kazakhstan	916	11.2	2.6 r	2.5 r	3.0 r	2.9 r	2.8 r	342.4	112.2 r	52.0 r	101.2 r	87.0 r	102.3 r
Kyrgyz Republic	917	4.6	1.1 r	1.0 r	1.2 r	1.2 r	1.1 r	29.2	9.5 r	4.4 r	8.6 r	7.4 r	8.7 r
Moldova	921	2.3	0.5 r	0.5 r	0.6 r	0.6 r	0.6 r	1.0	0.3 r	0.2 r	0.3 r	0.3 r	0.3 r

Tajikistan (923)

In Millions of U.S. Dollars

		Exports (FOB)						Imports (CIF)					
		2016	2015Q4	2016Q1	2016Q2	2016Q3	2016Q4	2016	2015Q4	2016Q1	2016Q2	2016Q3	2016Q4
Russian Federation	922	168.3	57.5 r	40.4 r	19.3 r	40.1 r	68.5 r	1,171.9	319.2 r	184.3 r	270.7 r	272.9 r	444.0 r
Ukraine	926	9.0	2.2 r	2.0 r	2.0 r	2.5 r	2.5 r	54.3	15.3 r	4.8 r	13.1 r	21.7 r	14.7 r
Uzbekistan	927	6.4	1.5 r	1.4 r	1.7 r	1.7 r	1.6 r	138.4	45.2 r	21.0 r	40.9 r	35.2 r	41.4 r
Mid East, N Africa, Pak	440	100.0	23.3	22.4	26.7	25.8	25.1	288.8	94.1	44.6	85.0	73.4	85.9
Afghanistan, I.R. of	512	26.2	6.1 r	5.8 r	7.1 r	6.8 r	6.6 r	46.9	15.4 r	7.1 r	13.9 r	11.9 r	14.0 r
Djibouti	611	0.5	0.1 r	0.1 r	0.1 r	0.1 r	0.1 r
Egypt	469	0.2	0.1 r	0.1 r	0.1 r	0.1 r	0.1 r	2.0	0.5 r	0.5 r	0.5 r	0.5 r	0.5 r
Iran, I.R. of	429	50.5	11.6 r	11.1 r	13.6 r	13.1 r	12.7 r	136.9	45.0 r	20.8 r	40.5 r	34.8 r	40.9 r
Iraq	433	0.9	0.2 r	0.2 r	0.2 r	0.2 r	0.2 r	0.0	0.0 r	0.0 r	0.0 r	0.0 r	0.0 r
Jordan	439	0.0	0.0 r	0.0 r	0.0 r	0.1	0.1 r
Kuwait	443	0.1	0.0 r	0.0 r	0.0 r	0.0 r	0.0 r
Lebanon	446	0.0	0.0 r	0.0 r	0.0 r	0.1	0.0 r	0.0 r	0.0 r	0.0 r	0.0 r
Mauritania	682	0.0	0.0 r	0.0 r	0.0 r	0.0 r	0.0 r	0.1	0.0 r	0.0 r	0.0 r	0.0 r	0.0 r
Morocco	686	0.5	0.1 r	0.1 r	0.1 r	0.1 r	0.1 r	0.0	0.0 r	0.0 r	0.0 r	0.0 r	0.0 r
Pakistan	564	17.9	4.4 r	4.4 r	4.6 r	4.5 r	4.5 r	6.3	1.7 r	1.5 r	1.6 r	1.6 r	1.6 r
Qatar	453	0.1	0.0 r	0.0 r	0.0 r	0.0 r	0.0 r
Saudi Arabia	456	0.1	0.0 r	0.0 r	0.0 r	0.0 r	0.0 r
Syrian Arab Republic	463	0.1	0.0 r	0.0 r	0.0 r	0.0 r	0.0 r	0.3	0.1 r	0.1 r	0.1 r	0.1 r	0.1 r
United Arab Emirates	466	3.0	0.7 r	0.7 r	0.8 r	0.8 r	0.8 r	95.7	31.3 r	14.5 r	28.3 r	24.3 r	28.6 r
Sub-Saharan Africa	603	0.0	0.0	0.0	0.0	0.0	0.0	0.1	0.0	0.0	0.0	0.0	0.0
Equatorial Guinea	642	0.1	0.0 r	0.0 r	0.0 r	0.0 r	0.0 r
Western Hemisphere	205	0.5	0.0	0.0	0.0	0.0	0.5	61.4	17.5	11.4	16.5	16.4	17.1
Anguilla	312	0.3	0.1 r	0.0 r	0.1 r	0.1 r	0.1 r
Brazil	223	0.0 e	0.0 e	0.0 e	0.0 e	0.0 e	27.0	6.4 r	6.0 r	6.4 r	7.7 r	6.9 r
Chile	228	0.5 e	0.0 e	0.0 e	0.0 e	0.5 e
Colombia	233	0.0 e	0.0 e	0.0 e	0.0 e	0.0 e	0.1 e	0.0 e	0.0 e	0.0 e	0.0 e	0.0 e
Ecuador	248	1.1 e	0.3 e	0.3 e	0.3 e	0.3 e	0.3 e
Jamaica	343	16.9	5.6 r	2.6 r	5.0 r	4.3 r	5.1 r
Panama	283	0.1	0.0 r	0.0 r	0.0 r	0.0 r	0.0 r
Uruguay	298	0.0 e	0.0 e	0.0 e	0.0 e	0.0 e	0.1 e	0.0 e	0.0 e	0.0 e	0.0 e
Venezuela, Rep. Bol.	299	15.6	5.1 r	2.4 r	4.6 r	4.0 r	4.7 r
Memorandum Items													
Africa	605	1.1	0.2	0.2	0.3	0.3	0.3	0.3	0.1	0.0	0.1	0.1	0.1
Middle East	405	54.8	12.7	12.0	14.8	14.2	13.8	235.4	77.0	35.9	69.4	59.8	70.2
European Union	998	59.9	9.0	12.0	22.9	16.7	8.2	297.1	76.7	49.6	63.5	95.8	88.1
Export earnings: fuel	080	233.9	72.7	54.8	37.0	57.2	85.0	1,765.3	513.7	274.5	446.0	423.6	621.3
Export earnings: nonfuel	092	539.9	180.3	136.3	166.0	130.4	107.2	1,255.0	373.2	202.2	336.9	343.1	372.8

Tanzania (738)

In Millions of U.S. Dollars

		Exports (FOB)						Imports (CIF)					
		2016	2015Q4	2016Q1	2016Q2	2016Q3	2016Q4	2016	2015Q4	2016Q1	2016Q2	2016Q3	2016Q4
IFS World	
World	001	5,102.4	1,351.9	1,287.2	1,257.9	1,235.0	1,322.4	7,913.8	3,667.5	1,724.7	2,185.3	2,057.4	1,946.4
Advanced Economies	110	1,690.8	254.7	388.7	570.1	447.9	284.1	2,173.2	639.2	505.0	635.8	527.7	504.6
Euro Area	163	578.3	117.2	169.9	174.6	109.4	124.4	648.5	156.7	141.9	195.6	168.7	142.4
Austria	122	0.4	0.1 r	0.1 r	0.0 r	0.1 r	0.2 r	14.3	6.3 r	3.3 r	2.7 r	5.1 r	3.2 r
Belgium	124	283.1	20.5 r	83.8 r	102.4 r	42.8 r	54.1 r	64.9	14.6 r	13.4 r	18.0 r	22.3 r	11.3 r
Cyprus	423	2.0	0.0 r	0.7 r	1.3 r	0.0 r	3.0	0.6 r	0.7 r	0.7 r	0.5 r	1.2 r
Estonia	939	0.0	0.0 r	0.0 r	8.1	4.4 r	3.0 r	1.6 r	1.4 r	2.3 r
Finland	172	2.9	0.4 r	0.6 r	0.7 r	0.5 r	1.0 r	34.7	7.4 r	6.4 r	9.9 r	10.1 r	8.4 r
France	132	25.8	4.1 r	6.2 r	5.8 r	4.5 r	9.2 r	67.9	20.5 r	6.2 r	44.9 r	9.5 r	7.4 r
Germany	134	115.3	55.7 r	36.4 r	23.4 r	23.1 r	32.3 r	191.7	37.3 r	48.7 r	59.0 r	43.1 r	40.9 r
Greece	174	6.1	1.2 r	1.5 r	2.2 r	1.1 r	1.3 r	1.5	0.2 r	0.3 r	0.4 r	0.5 r	0.4 r
Ireland	178	1.2	0.0 r	0.7 r	0.3 r	0.1 r	0.0 r	22.7	5.5 r	4.8 r	7.1 r	7.1 r	3.6 r
Italy	136	42.1	6.2 r	12.7 r	12.4 r	8.3 r	8.6 r	87.7	21.9 r	17.6 r	22.4 r	30.0 r	17.7 r
Latvia	941	0.2	0.0 r	0.0 r	0.2 r	0.0 r	0.0 r	0.9	3.4 r	0.8 r	0.0 r	0.0 r	0.1 r
Lithuania	946	0.7	0.1 r	0.2 r	0.2 r	0.1 r	0.2 r	7.0	6.7 r	6.2 r	0.2 r	0.1 r	0.5 r
Luxembourg	137	0.0	0.0 r	0.0 r	0.0 r	0.0 r	1.7	0.3 r	0.4 r	0.2 r	0.8 r	0.3 r
Malta	181	0.2	0.1 r	0.0 r	0.1 r	0.0 r	0.1 r	0.7	0.0 r	0.0 r	0.7 r	0.0 r
Netherlands	138	63.9	19.2 r	18.4 r	16.2 r	19.1 r	10.2 r	105.5	19.2 r	21.7 r	20.1 r	27.6 r	36.0 r
Portugal	182	18.8	4.6 r	4.6 r	6.0 r	4.8 r	3.4 r	3.2	0.8 r	0.3 r	0.5 r	1.0 r	1.4 r
Slovak Republic	936	0.0	0.0 r	0.0 r	0.0 r	0.0 r	0.6	0.2 r	0.2 r	0.2 r	0.1 r	0.1 r
Slovenia	961	0.0	0.0 r	0.0 r	0.0 r	0.9	0.9 r	0.2 r	0.0 r	0.1 r	0.6 r
Spain	184	15.7	5.0 r	3.8 r	4.7 r	3.6 r	3.6 r	31.5	6.4 r	7.8 r	7.7 r	9.0 r	7.1 r
Australia	193	7.6	1.0 r	1.8 r	2.0 r	1.7 r	2.1 r	64.5	14.1 r	17.8 r	19.1 r	1.9 r	25.6 r
Canada	156	4.7	1.2 r	1.4 r	1.6 r	1.0 r	0.7 r	100.9	17.4 r	10.6 r	26.2 r	48.8 r	15.2 r
China,P.R.: Hong Kong	532	30.0	8.3 r	5.0 r	8.3 r	8.2 r	8.5 r	51.6	10.1 r	6.8 r	12.6 r	14.7 r	17.5 r
Czech Republic	935	0.8	0.0 r	0.2 r	0.2 r	0.1 r	0.2 r	16.1	2.2 r	2.6 r	4.6 r	4.8 r	4.1 r
Denmark	128	3.9	0.6 r	0.8 r	1.3 r	1.1 r	0.8 r	40.6	15.4 r	12.3 r	14.6 r	7.3 r	6.4 r
Iceland	176	0.0	0.8 r	0.0 r	0.0 r	0.0 r	0.0 r	0.0	0.0 r	0.0 r	0.0 r	0.0 r	0.0 r
Israel	436	13.2	3.2 r	4.2 r	4.2 r	1.7 r	3.1 r	7.8	6.8 r	2.1 r	2.1 r	2.9 r	0.7 r
Japan	158	138.5	54.7 r	43.8 r	41.4 r	19.4 r	33.9 r	371.0	93.5 r	88.3 r	97.2 r	95.0 r	90.5 r
Korea, Republic of	542	38.9	0.8 r	13.0 r	16.4 r	7.4 r	2.1 r	165.3	51.2 r	51.8 r	44.0 r	42.1 r	27.5 r
New Zealand	196	5.6	1.1 r	0.8 r	0.6 r	0.1 r	4.1 r	3.6	1.1 r	0.9 r	1.2 r	0.7 r	0.8 r
Norway	142	0.8	0.2 r	0.2 r	0.2 r	0.2 r	0.1 r	7.0	2.3 r	0.8 r	1.0 r	3.6 r	1.6 r
Singapore	576	10.5	1.4 r	6.6 r	1.9 r	0.8 r	1.2 r	52.6	6.5 r	15.5 r	12.0 r	12.4 r	12.7 r
Sweden	144	5.6	0.5 r	1.4 r	2.1 r	1.0 r	1.0 r	69.0	18.9 r	17.2 r	16.1 r	15.4 r	20.3 r
Switzerland	146	767.9	53.3 r	122.2 r	286.8 r	272.4 r	86.6 r	129.8	104.3 r	25.2 r	44.8 r	16.7 r	43.1 r
Taiwan Prov.of China	528	4.8	0.8 r	1.0 r	0.6 r	2.3 r	0.9 r	37.7	14.6 r	9.4 r	9.8 r	8.2 r	10.4 r
United Kingdom	112	22.8	5.2 r	3.8 r	3.7 r	11.4 r	3.9 r	155.0	43.1 r	38.3 r	49.2 r	36.4 r	31.2 r
United States	111	56.9	4.5 r	12.7 r	24.2 r	9.7 r	10.3 r	252.0	80.8 r	63.6 r	85.8 r	48.0 r	54.6 r
Emerg. & Dev. Economies	200	3,363.1	1,086.2	887.0	675.1	775.1	1,025.8	5,739.5	3,027.3	1,219.5	1,549.1	1,529.4	1,441.5
Emerg. & Dev. Asia	505	1,257.2	443.0	329.5	162.4	249.3	515.9	3,530.8	963.0	725.7	969.2	954.1	881.8
American Samoa	859	1.0	0.5 r	0.2 r	0.3 r	0.2 r	0.3 r	0.2	0.0 r	0.0 r	0.0 r	0.0 r	0.0 r
Bangladesh	513	7.2	5.2 r	1.7 r	1.9 r	1.8 r	1.8 r	1.7	0.9 r	0.4 r	0.5 r	0.5 r	0.4 r
Brunei Darussalam	516	0.1	0.0 r	0.0 r	0.0 r	0.0 r	0.0	0.0 r	0.0 r	0.0 r	0.0 r	0.0 r
Cambodia	522	0.0 r	0.2	0.7 r	0.0 r	0.1 r	0.1 r	0.0 r
China,P.R.: Mainland	924	354.2	112.3 r	23.3 r	42.3 r	155.9 r	132.7 r	1,638.5	469.2 r	331.0 r	449.1 r	453.9 r	404.5 r
India	534	703.0	297.1 r	253.5 r	70.4 r	44.1 r	334.9 r	1,428.8	333.4 r	240.4 r	372.4 r	414.0 r	402.0 r
Indonesia	536	17.2	4.6 r	4.3 r	4.1 r	4.3 r	4.5 r	64.6	25.5 r	20.2 r	16.6 r	14.8 r	13.0 r
Malaysia	548	13.1	6.9 r	7.9 r	3.1 r	1.0 r	1.1 r	260.5	72.9 r	102.5 r	91.1 r	35.5 r	31.3 r
Marshall Islands	867	4.8	0.1 r	1.0 r	1.4 r	1.3 r	1.1 r
Mongolia	948	0.1	0.0 r	0.0 r	0.0 r	0.0 r	0.0 r
Nauru	836	0.2	0.0 r	0.0 r	0.1 r	0.0 r	0.0 r
Philippines	566	2.3	1.0 r	0.5 r	0.6 r	0.6 r	0.6 r	3.6	1.9 r	0.9 r	0.9 r	0.9 r	0.9 r
Sri Lanka	524	0.8	0.6 r	0.3 r	0.4 r	0.1 r	0.1 r	3.2	3.1 r	0.8 r	1.0 r	0.8 r	0.7 r
Thailand	578	9.0	0.3 r	2.3 r	0.2 r	4.8 r	1.7 r	78.6	17.5 r	18.6 r	23.0 r	20.1 r	16.8 r
Vietnam	582	149.2	14.3 r	35.3 r	39.2 r	36.5 r	38.2 r	19.1	23.9 r	4.1 r	5.4 r	5.1 r	4.5 r
Asia n.s.	598	26.8	13.8 r	5.7 r	7.6 r	7.1 r	6.4 r

Tanzania (738)

In Millions of U.S. Dollars

		Exports (FOB)						Imports (CIF)					
		2016	2015Q4	2016Q1	2016Q2	2016Q3	2016Q4	2016	2015Q4	2016Q1	2016Q2	2016Q3	2016Q4
Europe	170	332.8	82.6	82.8	87.1	77.5	85.4	235.6	75.4	78.9	54.0	49.4	53.4
Emerg. & Dev. Europe	903	23.3	11.2	10.5	6.4	2.3	4.2	114.5	24.0	28.5	31.7	22.4	31.9
Bosnia and Herzegovina	963	0.0	0.1 r	0.0 r	0.0 r	0.0 r	0.0 r
Bulgaria	918	0.3	0.1 r	0.1 r	0.2 r	0.0 r	0.0 r	10.3	0.5 r	1.8 r	2.2 r	3.6 r	2.8 r
Croatia	960	0.0	0.0 r	0.0 r	0.0 r	9.4	0.4 r	5.2 r	1.0 r	1.7 r	1.5 r
Gibraltar	823	0.1	0.1 r	0.0 r	0.0 r	0.0 r	0.0 r	0.1	0.1 r	0.0 r	0.0 r	0.0 r	0.0 r
Hungary	944	0.3	0.1 r	0.1 r	0.0 r	0.1 r	0.1 r	3.1	0.8 r	0.1 r	1.5 r	1.4 r	0.1 r
Macedonia, FYR	962	0.1	0.0 r	0.0 r	0.0 r	0.0 r	0.0 r
Poland	964	11.3	7.9 r	6.7 r	1.6 r	0.5 r	2.5 r	24.4	2.8 r	3.8 r	8.7 r	1.7 r	10.2 r
Romania	968	8.4	1.3 r	2.8 r	3.9 r	1.1 r	0.6 r	1.7	0.4 r	0.2 r	0.0 r	0.7 r	0.8 r
Serbia, Republic of	942	0.0	0.0 r	0.0 r	0.0 r	0.0 r	0.0 r	0.1	0.0 r	0.0 r	0.1 r	0.0 r	0.0 r
Turkey	186	2.8	1.7 r	0.7 r	0.6 r	0.6 r	0.9 r	65.4	19.0 r	17.5 r	18.1 r	13.2 r	16.6 r
CIS	901	13.3	3.5	2.2	3.0	2.7	5.4	121.1	51.4	50.3	22.3	27.0	21.5
Armenia	911	0.1	0.0 r	0.0 r	0.0 r	0.1 r	0.0	0.0 r	0.0 r
Belarus	913	0.5	0.0 r	0.1 r	0.1 r	0.1 r	0.3 r	0.3	0.2 r	0.0 r	0.1 r	0.2 r	0.0 r
Georgia	915	0.0 r	1.7	0.2 r	0.3 r	0.6 r	0.4 r	0.5 r
Kazakhstan	916	0.1	0.0 r	0.0 r	0.0 r	0.0 r	0.0 r	0.0	0.0 r	0.0 r	0.0 r	0.0 r	0.0 r
Moldova	921	0.1	0.0 r	0.0 r	0.0 r	0.0 r	0.0 r	0.0 r
Russian Federation	922	11.1	2.9 r	1.6 r	2.6 r	2.3 r	4.6 r	107.4	40.3 r	41.5 r	19.1 r	26.2 r	20.5 r
Ukraine	926	1.3	0.5 r	0.4 r	0.3 r	0.2 r	0.5 r	11.6	10.6 r	8.5 r	2.5 r	0.2 r	0.5 r
Europe n.s.	884	296.2	67.9 r	70.1 r	77.7 r	72.5 r	75.8 r	0.0	0.0 r	0.0 r	0.0 r	0.0 r	0.0 r
Mid East, N Africa, Pak	440	116.9	92.3	33.8	34.9	24.1	24.1	991.6	1,754.0	212.0	280.0	261.4	238.1
Algeria	612	0.5	0.2 r	0.1 r	0.1 r	0.1 r	0.1 r	7.8	0.8 r	1.7 r	2.2 r	2.1 r	1.9 r
Bahrain, Kingdom of	419	1.9	0.1 r	0.5 r	0.5 r	0.5 r	0.5 r	37.0	13.3 r	7.9 r	10.5 r	9.8 r	8.8 r
Djibouti	611	2.9	1.6 r	0.7 r	0.8 r	0.7 r	0.8 r	0.1	0.0 r	0.0 r	0.0 r	0.0 r	0.0 r
Egypt	469	1.0	0.1 r	0.2 r	0.3 r	0.3 r	0.3 r	34.8	11.3 r	6.6 r	10.0 r	9.7 r	8.5 r
Iran, I.R. of	429	0.0	0.0 r	0.0 r	0.0 r	0.0 r	0.0 r	10.5	4.3 r	2.2 r	3.0 r	2.8 r	2.5 r
Iraq	433	2.5	0.0 r	0.6 r	0.6 r	0.6 r	0.6 r	0.0	0.0 r	0.0 r	0.0 r	0.0 r	0.0 r
Jordan	439	0.4	0.0 r	0.1 r	0.1 r	0.2 r	0.1 r	1.8	0.7 r	0.3 r	0.3 r	1.1 r	0.1 r
Kuwait	443	0.8	0.1 r	0.2 r	0.2 r	0.2 r	0.2 r	1.7	0.4 r	0.4 r	0.5 r	0.5 r	0.4 r
Lebanon	446	0.2	0.1 r	0.0 r	0.1 r	0.1 r	0.1 r	4.4	1.3 r	1.3 r	1.8 r	0.6 r	0.6 r
Libya	672	0.1 r	0.0 r
Mauritania	682	0.0	0.0 r	0.0 r	0.0 r	0.0 r	0.0 r	0.1	0.1 r	0.0 r	0.0 r	0.0 r	0.0 r
Morocco	686	2.9	0.5 r	0.7 r	0.8 r	0.7 r	0.8 r	9.4	0.5 r	2.0 r	2.7 r	2.5 r	2.2 r
Oman	449	4.2	51.0 r	1.0 r	1.1 r	1.0 r	1.1 r	17.5	5.3 r	3.5 r	4.6 r	4.6 r	4.8 r
Pakistan	564	14.9	4.0 r	3.8 r	3.9 r	3.5 r	3.6 r	32.2	9.4 r	6.8 r	9.0 r	8.5 r	7.9 r
Qatar	453	1.2	0.6 r	0.3 r	0.3 r	0.3 r	0.3 r	20.6	5.8 r	4.4 r	5.9 r	5.5 r	4.8 r
Saudi Arabia	456	13.5	2.3 r	3.2 r	3.5 r	3.3 r	3.4 r	220.4	1,515.0 r	46.9 r	62.7 r	58.4 r	52.3 r
Somalia	726	0.4	0.6 r	0.1 r	0.1 r	0.1 r	0.1 r	0.1 r
Sudan	732	4.8	4.8 r	0.0	0.0 r	0.0 r	0.0 r	0.0 r	0.0 r
Tunisia	744	0.0	0.3 r	0.0 r	0.0 r	0.0 r	0.0 r	0.5	0.1 r	0.1 r	0.2 r	0.1 r	0.1 r
United Arab Emirates	466	63.5	29.6 r	22.0 r	17.3 r	12.3 r	11.9 r	592.3	185.1 r	127.8 r	166.3 r	155.1 r	143.1 r
West Bank and Gaza	487	1.2 e	0.3 e	0.3 e	0.4 e	0.3 e	0.3 e
Yemen, Republic of	474	0.0	0.8 r	0.0 r	0.0 r	0.0 r	0.0 r	0.4	0.3 r	0.1 r	0.1 r	0.1 r	0.1 r
Sub-Saharan Africa	603	1,649.8	447.8	439.3	389.0	422.6	398.9	932.0	221.2	191.9	236.5	252.1	251.5
Angola	614	4.6	0.8 r	1.1 r	1.2 r	1.1 r	1.2 r	0.0	0.0 r	0.0 r	0.0 r	0.0 r	0.0 r
Benin	638	0.1	0.0 r	0.0 r	0.0 r	0.0 r	0.0 r	0.0	0.0 r	0.0 r	0.0 r	0.0 r	0.0 r
Botswana	616	0.0	0.0 r	0.0 r	0.0 r	0.0 r	0.0 r	0.3	0.0 r	0.1 r	0.1 r	0.1 r	0.1 r
Burkina Faso	748	0.0	0.7 r	0.0 r	0.0 r	0.0 r	0.0 r	0.0	0.0 r	0.0 r	0.0 r	0.0 r	0.0 r
Burundi	618	52.1	9.5 r	11.3 r	13.7 r	13.3 r	13.9 r	0.8	0.3 r	0.2 r	0.2 r	0.2 r	0.2 r
Cabo Verde	624	0.0 r	0.1	0.0 r	0.0 r	0.0 r	0.0 r	0.0 r
Cameroon	622	0.1	0.1 r	0.0 r	0.0 r	0.0 r	0.0 r	0.1	1.0 r	0.0 r	0.0 r	0.0 r	0.0 r
Central African Rep.	626	0.9	0.2 r	0.2 r	0.2 r	0.2 r	0.0 r
Chad	628	3.5	0.0 r	0.8 r	0.9 r	0.9 r	0.9 r	0.0	0.0 r	0.0 r	0.0 r	0.0 r	0.0 r
Comoros	632	172.4	38.4 r	40.8 r	45.2 r	42.2 r	44.1 r	4.7	0.0 r	1.0 r	1.3 r	1.2 r	1.1 r
Congo, Dem. Rep. of	636	291.7	47.6 r	60.4 r	76.1 r	75.6 r	79.6 r	0.4	0.2 r	0.1 r	0.1 r	0.1 r	0.1 r
Congo, Republic of	634	0.2	23.6 r	0.1 r	0.1 r	0.1 r	0.1 r	0.1	0.0 r	0.0 r	0.0 r	0.0 r	0.0 r
Côte d'Ivoire	662	0.5	0.1 r	0.1 r	0.1 r	0.1 r	0.1 r	0.2	0.0 r	0.1 r	0.1 r	0.1 r	0.1 r
Eritrea	643	0.1	0.0 r	0.0 r	0.0 r	0.0 r	0.0 r	0.0	0.0 r	0.0 r	0.0 r	0.0 r	0.0 r
Ethiopia	644	0.8	0.0 r	0.2 r	0.2 r	0.2 r	0.2 r	0.1	0.6 r	0.0 r	0.0 r	0.0 r	0.0 r

Tanzania (738)

In Millions of U.S. Dollars

		Exports (FOB)						Imports (CIF)					
		2016	2015Q4	2016Q1	2016Q2	2016Q3	2016Q4	2016	2015Q4	2016Q1	2016Q2	2016Q3	2016Q4
Gabon	646	0.1	0.0 r	0.0 r	0.0 r	0.0 r	0.0 r	0.2	0.0 r	0.0 r	0.1 r	0.1 r	0.0 r
Ghana	652	1.3	0.1 r	0.3 r	0.3 r	0.3 r	0.3 r	1.3	0.2 r	0.3 r	0.4 r	0.3 r	0.3 r
Guinea	656	0.1	0.2 r	0.0 r	0.0 r	0.0 r	0.0 r	0.0	0.1 r	0.0 r	0.0 r	0.0 r	0.0 r
Kenya	664	313.9	144.7 r	108.0 r	85.2 r	60.9 r	59.7 r	267.7	41.4 r	42.7 r	73.0 r	77.5 r	74.5 r
Lesotho	666	0.5	0.1 r	0.1 r	0.1 r	0.1 r	0.1 r
Liberia	668	0.0	0.0 r	0.0 r	0.0 r	0.0 r	0.0 r	6.7	0.9 r	1.4 r	1.9 r	1.8 r	1.6 r
Madagascar	674	1.0	0.7 r	0.2 r	0.3 r	0.2 r	0.2 r	5.6	0.4 r	1.2 r	1.6 r	1.5 r	1.3 r
Malawi	676	30.8	10.6 r	8.9 r	8.2 r	6.8 r	6.9 r	26.6	4.8 r	4.7 r	7.6 r	7.6 r	6.7 r
Mali	678	0.1	0.0 r	0.0 r	0.0 r	0.0 r	0.0 r	0.1	0.1 r	0.0 r	0.0 r	0.0 r	0.0 r
Mauritius	684	1.6	0.5 r	0.4 r	0.4 r	0.4 r	0.4 r	15.1	7.4 r	3.2 r	4.3 r	4.0 r	3.6 r
Mozambique	688	12.3	2.1 r	2.3 r	3.0 r	3.2 r	3.9 r	12.0	8.4 r	2.5 r	3.4 r	3.2 r	2.8 r
Namibia	728	0.3	0.1 r	0.1 r	0.1 r	0.1 r	0.1 r	6.1	1.2 r	1.3 r	1.7 r	1.6 r	1.4 r
Niger	692	0.0	0.0 r	0.0 r	0.0 r	0.0 r	0.0 r	0.9	0.1 r	0.2 r	0.3 r	0.2 r	0.2 r
Nigeria	694	9.2	0.7 r	2.2 r	2.4 r	2.3 r	2.4 r	1.0	1.3 r	0.6 r	0.3 r	0.1 r	0.1 r
Rwanda	714	6.5	7.1 r	4.0 r	1.8 r	0.4 r	0.3 r	1.1	0.3 r	0.2 r	0.3 r	0.3 r	0.3 r
Senegal	722	0.4	0.1 r	0.1 r	0.1 r	0.1 r	0.1 r	0.3	0.0 r	0.1 r	0.1 r	0.1 r	0.1 r
Seychelles	718	0.2	2.9 r	0.1 r	0.1 r	0.1 r	0.1 r	0.1	0.0 r	0.0 r	0.0 r	0.0 r	0.0 r
Sierra Leone	724	0.1	0.0 r	0.0 r	0.0 r	0.0 r	0.0 r	0.0	0.0 r	0.0 r	0.0 r	0.0 r	0.0 r
South Africa	199	631.4	134.9 r	176.9 r	113.0 r	187.6 r	153.9 r	472.2	118.9 r	97.5 r	118.5 r	125.6 r	130.6 r
Swaziland	734	0.1	1.9 r	0.0 r	0.0 r	0.0 r	0.0 r	41.2	9.6 r	7.9 r	11.6 r	11.4 r	10.3 r
Togo	742	0.2	0.0 r	0.0 r	0.0 r	0.0 r	0.0 r	0.0	0.0 r	0.0 r	0.0 r	0.0 r	0.0 r
Uganda	746	58.2	10.2 r	9.7 r	16.5 r	17.9 r	14.2 r	30.7	11.8 r	6.1 r	6.2 r	9.5 r	8.9 r
Zambia	754	32.5	5.3 r	5.5 r	13.7 r	3.1 r	10.2 r	33.5	10.7 r	19.7 r	2.4 r	4.9 r	6.5 r
Zimbabwe	698	6.4	1.3 r	1.5 r	1.7 r	1.6 r	1.6 r	2.1	1.2 r	0.6 r	0.6 r	0.4 r	0.4 r
Africa n.s.	799	15.9	3.6 r	3.8 r	4.2 r	3.9 r	4.1 r	0.0 r
Western Hemisphere	205	6.4	20.6	1.6	1.8	1.5	1.5	49.4	13.7	11.0	9.4	12.4	16.6
Antigua and Barbuda	311	0.0	0.0 r	0.0 r	0.0 r	0.0 r	1.3	0.0 r	0.3 r	0.4 r	0.4 r	0.3 r
Argentina	213	1.0	0.2 r	0.3 r	0.3 r	0.3 r	0.3 r	7.1	4.3 r	1.8 r	1.8 r	1.8 r	1.8 r
Brazil	223	0.0	0.0 r	0.0 r	0.0 r	0.0 r	27.9	5.9 r	5.8 r	4.0 r	7.0 r	11.1 r
Chile	228	0.3	0.0 r	0.1 r	0.2 r	0.0 r	0.6	0.1 r	0.1 r	0.0 r	0.1 r	0.3 r
Colombia	233	0.7	0.1 r	0.2 r	0.2 r	0.2 r	0.2 r	0.7	0.1 r	0.2 r	0.2 r	0.2 r	0.2 r
Costa Rica	238	0.0	0.0 r	0.0 r	0.0 r	0.0 r	0.3	0.0 r	0.1 r	0.1 r	0.1 r	0.1 r
Curacao	354	0.1	0.0 r	0.0 r	0.0 r	0.0 r	0.0 r	0.8	0.2 r	0.2 r	0.2 r	0.2 r	0.2 r
Dominica	321	0.1	0.0 r	0.0 r	0.0 r	0.0 r	0.0 r	0.0	0.0 r	0.0 r	0.0 r	0.0 r	0.0 r
Dominican Republic	243	0.1	0.0 r	0.0 r	0.0 r	0.0 r	0.0 r	0.0	0.0 r	0.0 r	0.0 r	0.0 r	0.0 r
Jamaica	343	0.0	0.0 r	0.0 r	0.0 r	0.0 r	0.0 r	1.0	0.0 r	0.2 r	0.3 r	0.3 r	0.2 r
Mexico	273	1.2	0.3 r	0.3 r	0.3 r	0.3 r	0.3 r	4.8	1.8 r	1.2 r	1.2 r	1.2 r	1.2 r
Nicaragua	278	0.0	0.0 r	0.0 r	0.0 r	0.0 r	0.0	0.6 r	0.0 r	0.0 r	0.0 r	0.0 r
Panama	283	0.0	19.8 r	0.0 r	0.0 r	0.0 r	0.0 r	4.5	0.4 r	1.1 r	1.1 r	1.1 r	1.1 r
Paraguay	288	2.7	0.2 r	0.6 r	0.7 r	0.7 r	0.7 r	0.0 r
Peru	293	0.0	0.0 r	0.0 r	0.0 r	0.0 r	0.0 r	0.0	0.2 r	0.0 r	0.0 r	0.0 r	0.0 r
Uruguay	298	0.1	0.0 r	0.0 r	0.0 r	0.0 r	0.0	0.0 r	0.0 r	0.0 r	0.0 r
Western Hem. n.s.	399	0.2	0.0 r	0.0 r	0.0 r	0.0 r	0.0 r
Other Countries n.i.e	910	0.6	0.0	0.2	0.2	0.2	0.2	1.1	0.8	0.2	0.3	0.3	0.3
Cuba	928	0.0 r	0.0	0.3 r	0.0 r	0.0 r	0.0 r	0.0 r
Korea, Dem. People's Rep.	954	0.6	0.0 r	0.2 r	0.2 r	0.2 r	0.2 r	1.1	0.6 r	0.2 r	0.3 r	0.3 r	0.3 r
Countries & Areas n.s.	898	47.9	11.0 r	11.3 r	12.6 r	11.7 r	12.3 r	0.1 r
Memorandum Items													
Africa	605	1,661.4	451.0	441.0	395.6	424.3	400.6	950.0	223.0	195.7	241.6	256.8	255.8
Middle East	405	90.4	85.1	28.4	24.3	18.9	18.8	941.4	1,742.8	201.5	265.9	248.1	226.0
European Union	998	631.8	132.9	186.0	187.5	124.7	133.6	978.1	241.2	223.3	293.5	241.7	219.7
Export earnings: fuel	080	117.7	112.8	33.9	31.2	25.1	27.5	1,017.8	1,772.1	237.2	275.6	265.4	239.5
Export earnings: nonfuel	092	4,984.7	1,239.1	1,253.4	1,226.7	1,209.8	1,294.9	6,896.0	1,895.4	1,487.5	1,909.7	1,792.0	1,706.9

Thailand (578)

In Millions of U.S. Dollars

		Exports (FOB)						Imports (CIF)					
		2016	2015Q4	2016Q1	2016Q2	2016Q3	2016Q4	2016	2015Q4	2016Q1	2016Q2	2016Q3	2016Q4
IFS World		213,926.7	52,257.9	53,987.0	50,834.6	55,089.4	54,015.6	195,666.5	48,963.2	46,273.5	47,210.7	50,216.2	51,966.0
World	001	213,926.6	52,262.0	53,987.0	50,834.6	55,089.4	54,015.6	195,666.5	48,963.9	46,273.5	47,210.7	50,216.2	51,966.0
Advanced Economies	110	111,368.4	26,099.9	28,609.8	26,761.3	29,034.1	26,963.3	93,089.4	23,612.2	22,557.1	21,825.0	23,499.7	25,207.7
Euro Area	163	15,401.6	3,810.6	3,981.8	3,693.5	4,004.1	3,722.1	14,356.9	3,373.3	3,350.1	3,444.3	3,779.8	3,782.7
Austria	122	220.3	49.9	53.8	52.0	64.2	50.3	328.9	79.3	74.9	96.2	81.1	76.6
Belgium	124	1,446.2	366.1	382.2	361.9	383.3	318.9	746.4	187.6	187.5	178.1	131.6	249.2
Cyprus	423	23.4	5.3	6.0	7.4	5.3	4.7	4.5	0.4	1.4	0.3	1.2	1.6
Estonia	939	49.1	11.3	10.7	11.2	14.9	12.3	31.7	6.3	14.4	5.5	5.8	6.0
Finland	172	172.9	56.3	31.2	43.5	48.9	49.4	344.0	66.7	59.8	65.7	136.9	81.6
France	132	1,545.8	405.4	417.8	388.0	371.8	368.2	2,821.3	716.0	671.5	648.1	739.3	762.4
Germany	134	4,466.2	1,068.3	1,154.0	1,023.5	1,233.3	1,055.5	5,898.8	1,330.8	1,344.4	1,461.2	1,557.9	1,535.2
Greece	174	120.3	29.6	37.6	33.8	30.0	19.0	50.9	23.3	14.4	8.0	7.2	21.3
Ireland	178	445.1	119.3	117.9	97.1	107.2	122.8	422.5	83.7	111.4	98.1	89.1	123.9
Italy	136	1,520.9	299.5	401.2	350.3	405.5	363.8	1,896.8	490.2	454.3	443.3	506.1	493.0
Latvia	941	37.5	10.9	7.1	8.2	13.7	8.4	14.3	5.2	3.7	3.6	4.0	2.9
Lithuania	946	23.4	6.4	7.4	6.3	5.6	4.3	10.6	1.9	1.7	2.7	3.3	2.9
Luxembourg	137	8.2	1.1	3.8	1.5	1.3	1.6	17.6	2.7	2.9	4.6	3.2	6.9
Malta	181	22.6	4.1	4.2	7.5	6.0	4.8	33.5	10.1	5.1	5.2	15.1	8.2
Netherlands	138	4,200.4	1,089.8	1,056.9	1,006.6	1,046.1	1,090.9	993.3	242.9	251.4	259.9	244.7	237.3
Portugal	182	156.5	44.1	38.8	44.5	34.4	38.9	53.9	13.1	13.5	14.1	12.5	13.8
Spain	184	942.7	243.4	251.3	250.2	232.8	208.5	626.0	113.3	137.6	149.8	178.8	159.8
Australia	193	10,241.7	2,511.9	2,546.6	2,547.3	2,855.1	2,292.7	3,449.9	1,099.0	737.7	683.9	771.3	1,257.0
Canada	156	1,333.7	335.0	323.5	331.6	342.2	336.4	908.8	252.1	191.8	214.7	245.5	256.8
China,P.R.: Hong Kong	532	11,397.8	2,857.4	2,959.6	2,533.0	3,068.3	2,837.0	1,605.4	440.2	334.2	274.6	431.8	564.9
China,P.R.: Macao	546	21.8	4.9	5.6	5.1	6.4	4.7	9.5	2.9	3.3	2.7	1.7	2.0
Czech Republic	935	712.9	187.3	188.8	153.4	184.5	186.2	187.1	44.5	42.7	43.9	54.1	46.5
Denmark	128	388.8	108.6	95.7	95.7	100.8	96.6	263.3	53.3	57.3	70.7	72.0	63.4
Iceland	176	5.4	1.6	1.5	1.4	1.1	1.5	11.2	2.3	1.4	2.5	5.5	1.8
Israel	436	671.3	173.1	172.8	170.7	168.5	159.2	395.0	88.4	87.6	104.2	97.6	105.7
Japan	158	20,434.2	4,791.4	5,435.0	4,684.0	4,994.9	5,320.3	30,845.9	7,442.5	7,885.9	7,272.6	7,921.3	7,766.1
Korea, Republic of	542	4,016.2	969.2	938.4	949.0	1,047.6	1,081.1	7,312.4	1,590.9	1,746.8	1,725.0	1,972.4	1,868.2
New Zealand	196	1,415.5	327.2	325.5	330.2	403.2	356.5	590.9	126.1	153.6	146.3	155.1	135.9
Norway	142	177.1	40.1	35.6	43.7	56.0	41.8	345.0	70.1	80.5	65.9	90.9	107.7
Singapore	576	8,171.2	1,747.2	2,496.0	1,735.3	2,027.0	1,913.0	6,546.5	1,438.9	1,635.8	1,629.0	1,638.5	1,643.2
Sweden	144	437.9	103.2	100.1	100.9	114.6	122.3	713.5	168.9	146.6	173.8	189.2	203.9
Switzerland	146	4,987.9	445.7	1,679.2	1,511.9	1,350.9	445.9	4,147.8	1,804.7	956.8	898.6	712.7	1,579.7
Taiwan Prov.of China	528	3,339.5	828.8	774.6	866.3	837.0	861.6	7,168.3	1,746.8	1,650.0	1,761.1	1,903.0	1,854.1
United Kingdom	112	3,824.3	878.1	864.6	952.2	948.4	1,059.2	2,025.3	532.6	430.3	498.8	549.3	546.9
United States	111	24,389.8	5,978.5	5,684.9	6,056.0	6,523.4	6,125.4	12,206.5	3,334.8	3,064.8	2,812.6	2,907.9	3,421.2
Emerg. & Dev. Economies	200	102,035.1	25,989.5	25,226.3	23,939.0	25,918.4	26,951.5	99,574.2	24,639.6	22,902.0	24,624.9	26,020.8	26,026.5
Emerg. & Dev. Asia	505	76,773.4	19,436.4	18,610.6	17,913.1	19,476.2	20,773.5	75,764.9	18,882.9	18,013.8	18,558.9	19,800.5	19,391.7
Bangladesh	513	932.8	198.9	226.7	235.0	232.8	238.3	56.3	11.0	12.7	11.3	20.1	12.3
Brunei Darussalam	516	79.3	24.6	18.7	18.3	21.6	20.6	624.9	237.9	146.4	177.8	112.3	188.4
Cambodia	522	4,623.2	1,256.5	1,099.2	983.0	1,027.0	1,513.9	943.8	122.4	294.3	279.5	267.2	102.8
China,P.R.: Mainland	924	23,634.8	5,998.2	5,240.8	5,251.6	6,132.3	7,010.1	42,236.4	11,054.1	9,939.3	10,341.5	11,033.1	10,922.5
Fiji	819	59.3	13.6	14.1	16.2	15.0	14.0	3.2	0.7	0.3	0.7	1.3	0.8
F.T. French Polynesia	887	16.8	3.4	3.8	4.0	4.4	4.6	3.2	0.6	0.5	0.3	1.3	1.0
F.T. New Caledonia	839	41.4	11.5	11.3	11.7	10.0	8.3	0.3	0.0	0.0	0.1	0.1	0.1
Guam	829	8.8	2.1	1.8	2.4	2.4	2.1	0.0	0.0	0.0	0.0	0.0	0.0
India	534	5,120.2	1,155.3	1,281.5	1,347.9	1,294.5	1,196.3	2,584.1	574.7	705.6	535.3	641.2	702.0
Indonesia	536	8,029.3	1,864.8	2,225.9	1,866.1	2,170.8	1,766.4	6,409.9	1,423.0	1,485.4	1,587.8	1,716.1	1,620.7
Kiribati	826	2.6	0.3	0.3	0.9	1.0	0.5	91.7	29.9	15.1	23.2	33.6	19.7
Lao People's Dem.Rep	544	3,966.0	1,114.6	1,025.3	991.7	896.4	1,052.6	1,887.2	392.6	399.6	450.1	508.7	528.7
Malaysia	548	9,570.5	2,323.8	2,523.4	2,289.2	2,398.1	2,359.8	10,949.5	2,852.4	2,616.5	2,640.7	2,890.7	2,801.6
Maldives	556	100.0	22.1	24.3	27.8	22.5	25.5	36.7	6.7	4.5	16.8	6.5	9.0
Micronesia	868	0.9	0.2	0.7	13.1	3.6	9.5
Mongolia	948	12.5	2.6	2.2	3.1	3.7	3.4	12.2	0.2	0.9	5.6	4.4	1.3
Myanmar	518	4,147.7	1,085.4	1,080.8	1,043.6	982.1	1,041.2	2,366.6	702.3	632.2	600.1	559.3	575.0
Nauru	836	0.1	0.0	0.1	0.0	0.0	0.0	0.0	0.0	0.0
Nepal	558	66.2	8.9	18.3	17.3	17.3	13.2	0.6	0.1	0.1	0.1	0.3	0.1

Thailand (578)

In Millions of U.S. Dollars

		Exports (FOB)						Imports (CIF)					
		2016	2015Q4	2016Q1	2016Q2	2016Q3	2016Q4	2016	2015Q4	2016Q1	2016Q2	2016Q3	2016Q4
Papua New Guinea	853	138.5	32.6	37.7	31.3	41.6	27.9	188.3	49.5	52.8	53.8	47.7	34.0
Philippines	566	6,351.8	1,746.6	1,651.5	1,477.2	1,626.3	1,596.8	2,727.8	569.4	611.6	664.6	736.6	715.0
Samoa	862	11.7	3.4	2.7	2.9	3.5	2.6	0.2	0.0	0.2	0.0	0.0	0.0
Solomon Islands	813	10.1	2.9	2.4	2.4	3.3	1.9	14.4	3.5	5.5	1.7	5.2	1.9
Sri Lanka	524	434.1	103.8	106.7	94.9	117.9	114.6	40.2	11.3	11.8	9.9	9.3	9.1
Timor-Leste	537	6.7	4.5	2.9	1.9	1.4	0.5	0.0	0.0	0.0	0.0	0.0
Tonga	866	1.9	0.3	0.4	0.6	0.6	0.4	0.0	0.0	0.0	0.0	0.0
Vanuatu	846	11.3	3.1	3.2	2.6	3.0	2.5	15.6	1.1	1.1	3.5	6.9	4.1
Vietnam	582	9,357.4	2,444.6	1,995.8	2,180.6	2,436.5	2,744.5	4,448.2	828.5	1,062.5	1,142.1	1,130.3	1,113.3
Asia n.s.	598	37.6	8.0	8.9	8.8	9.9	10.0	110.6	10.8	14.7	12.3	64.7	18.9
Europe	170	3,015.3	765.1	757.7	728.7	809.7	719.3	3,245.6	845.5	669.4	740.6	915.3	920.3
Emerg. & Dev. Europe	903	2,039.8	494.7	527.6	507.0	526.8	478.4	873.9	177.5	185.1	190.3	292.6	205.9
Albania	914	6.4	1.6	1.4	2.0	1.6	1.4	0.8	0.1	0.1	0.3	0.2	0.2
Bulgaria	918	38.0	10.1	10.2	10.2	9.7	7.9	49.6	16.7	15.3	10.6	12.6	11.1
Faroe Islands	816	0.9	0.0	0.2	0.3	0.2	0.3	1.3	0.4	0.3	0.6	0.1	0.4
Gibraltar	823	0.3	0.0	0.1	0.1	0.1	0.0	0.0	0.0	0.0	0.0	0.0	0.0
Hungary	944	413.5	109.0	114.8	96.1	104.4	98.2	172.0	36.0	34.7	37.4	66.0	33.9
Montenegro	943	2.0	0.6	0.3	0.6	0.4	0.7	0.1	0.1	0.0	0.1	0.0	0.0
Poland	964	383.9	100.9	98.6	97.2	95.0	93.0	257.6	42.7	50.9	54.8	63.2	88.7
Romania	968	120.0	33.2	27.9	29.1	32.7	30.4	85.9	31.3	17.8	21.6	23.3	23.2
Serbia, Republic of	942	10.3	2.3	2.7	2.6	2.8	5.4	1.1	1.5	1.0	1.7
Turkey	186	1,064.6	238.8	271.8	268.9	280.3	243.7	301.1	50.2	64.8	63.4	126.2	46.8
CIS	901	735.6	205.5	166.0	158.4	220.5	190.6	2,290.8	648.1	466.2	531.5	600.2	692.9
Armenia	911	2.2	0.3	0.4	0.4	0.4	0.9	0.8	0.2	0.2	0.1	0.2	0.2
Azerbaijan, Rep. of	912	7.9	3.2	0.5	0.7	5.1	1.6	240.3	106.4	89.1	102.0	49.2	0.0
Belarus	913	5.3	0.7	1.3	0.9	1.8	1.4	63.3	14.0	15.6	16.2	16.4	15.1
Kazakhstan	916	37.5	8.6	4.4	7.9	12.8	12.4	14.4	6.0	2.7	3.1	5.5	3.1
Kyrgyz Republic	917	0.6	0.2	0.1	0.2	0.2	0.2	0.0	0.0	0.0	0.0	0.0	0.0
Moldova	921	0.3	0.0	0.0	0.0	0.0	0.2	3.4	2.0	0.5	0.1	1.2	1.7
Russian Federation	922	573.6	176.5	136.3	125.6	155.2	156.4	1,392.0	332.2	233.9	311.5	359.0	487.5
Tajikistan	923	0.8	0.3	0.2	0.2	0.3	0.1	0.0	0.0	0.0	0.0	0.0	0.0
Turkmenistan	925	8.8	0.5	1.9	2.6	2.8	1.5	3.0	0.6	0.5	0.2	1.8	0.4
Ukraine	926	91.8	14.1	19.8	18.4	38.5	15.2	573.6	186.7	123.7	98.1	166.8	184.9
Uzbekistan	927	6.8	1.0	1.1	1.3	3.5	0.8	0.1	0.0	0.0	0.0	0.0	0.0
Europe n.s.	884	239.9	64.9	64.1	63.2	62.3	50.3	81.0	20.0	18.1	18.9	22.5	21.5
Mid East, N Africa, Pak	440	9,713.4	2,837.8	2,773.9	2,384.8	2,334.8	2,219.9	14,957.9	3,522.5	2,963.8	3,823.2	3,882.0	4,288.9
Afghanistan, I.R. of	512	35.1	7.3	14.9	8.3	6.0	5.9	0.1	0.0	0.0	0.0	0.1	0.0
Algeria	612	117.4	19.4	23.3	28.5	34.6	31.0	246.6	46.0	113.2	86.7	12.5	34.2
Bahrain, Kingdom of	419	188.8	82.1	53.4	39.8	33.4	62.3	110.8	59.4	8.2	34.8	25.3	42.5
Djibouti	611	32.0	6.2	8.5	7.7	9.1	6.8	0.0	0.0	0.0	0.0	0.0	0.0
Egypt	469	761.5	246.9	208.1	186.6	202.2	164.6	71.8	13.8	3.6	22.8	16.5	29.0
Iran, I.R. of	429	265.8	48.9	52.8	56.9	82.6	73.4	154.2	1.4	24.6	53.8	27.1	48.6
Iraq	433	110.6	43.8	28.0	21.8	26.2	34.6	0.0	0.0	0.0	0.0	0.0	0.0
Jordan	439	159.1	69.6	58.1	34.6	35.2	31.2	11.9	1.9	1.8	1.9	5.3	2.9
Kuwait	443	331.0	102.0	106.5	84.6	81.7	58.2	470.9	168.4	165.1	72.6	139.8	93.4
Lebanon	446	171.2	61.2	54.0	44.2	37.5	35.4	5.6	0.6	1.4	0.3	2.4	1.5
Libya	672	125.4	24.6	16.3	23.8	49.3	36.0	43.2	0.0	0.0	0.1	34.7	8.4
Mauritania	682	18.2	2.2	6.1	5.1	4.0	2.9	0.8	0.0	0.3	0.1	0.2	0.2
Morocco	686	106.2	22.1	26.8	30.6	29.5	19.3	57.4	19.0	21.7	14.7	8.4	12.6
Oman	449	574.8	167.6	170.4	141.2	151.6	111.6	93.2	89.6	10.8	25.2	23.0	34.2
Pakistan	564	1,008.2	207.1	223.6	279.1	241.3	264.2	119.2	25.5	28.2	30.7	27.7	32.5
Qatar	453	286.1	85.1	114.7	51.6	56.9	63.0	2,450.6	622.7	474.6	551.1	657.6	767.3
Saudi Arabia	456	2,200.4	742.3	745.6	560.7	479.1	414.9	4,884.8	1,070.1	816.4	1,377.2	1,248.0	1,443.1
Somalia	726	16.1	3.8	3.9	7.3	2.9	2.0	0.2	0.3	0.2	0.0	0.0	0.0
Sudan	732	58.7	49.7	20.9	15.0	12.8	10.1	2.3	0.3	0.6	0.2	1.0	0.6
Syrian Arab Republic	463	32.2	8.0	7.5	6.4	5.4	12.8	0.9	0.0	0.0	0.2	0.4	0.4
Tunisia	744	152.4	23.6	45.1	44.4	29.1	33.8	18.3	3.6	3.6	5.1	6.5	3.1
United Arab Emirates	466	2,851.8	778.7	761.0	680.8	691.5	718.5	6,194.9	1,399.0	1,287.9	1,544.1	1,644.7	1,718.2
Yemen, Republic of	474	110.4	35.7	24.3	25.9	33.0	27.2	20.3	0.7	1.6	1.5	1.0	16.2

Thailand (578)

In Millions of U.S. Dollars

		Exports (FOB)						Imports (CIF)					
		2016	2015Q4	2016Q1	2016Q2	2016Q3	2016Q4	2016	2015Q4	2016Q1	2016Q2	2016Q3	2016Q4
Sub-Saharan Africa	603	4,735.3	1,135.9	1,168.9	1,182.5	1,156.6	1,227.2	1,549.0	421.8	374.4	317.7	383.4	473.4
Angola	614	154.0	49.2	30.1	39.8	26.4	57.7	166.0	46.8	22.6	13.9	77.7	51.8
Benin	638	523.0	106.6	96.4	99.0	129.4	198.2	3.1	2.4	1.0	1.3	0.5	0.4
Botswana	616	2.1	0.3	0.2	0.9	0.8	0.2	1.2	0.7	0.8	0.0	0.2	0.2
Burkina Faso	748	14.4	2.6	2.2	1.8	1.8	8.6	14.8	7.7	6.6	3.2	4.1	0.9
Burundi	618	0.8	0.2	0.1	0.2	0.2	0.2	0.0	0.0	0.0	0.0
Cabo Verde	624	6.7	2.0	1.1	2.0	0.5	3.2	0.1	0.0	0.0	0.0	0.0
Cameroon	622	188.3	56.8	67.5	40.1	29.1	51.5	3.5	2.1	1.2	1.3	0.6	0.4
Central African Rep.	626	0.7	0.4	0.1	0.2	0.0	0.3	0.6	0.1	0.3	0.1	0.1
Chad	628	0.9	1.1	0.1	0.3	0.4	0.0	22.4	1.4	4.5	0.2	0.1	17.6
Comoros	632	1.8	0.2	0.8	0.5	0.3	0.3	0.0	0.0	0.0	0.0	0.0	0.0
Congo, Republic of	634	72.9	9.3	15.4	23.1	18.6	15.8	140.5	13.9	18.7	34.6	42.3	44.8
Côte d'Ivoire	662	297.8	77.0	105.2	67.3	68.3	56.9	15.3	5.1	4.5	4.1	4.7	2.0
Ethiopia	644	46.5	7.9	13.8	12.9	11.0	8.8	7.2	2.1	1.8	2.1	2.2	1.1
Gabon	646	78.9	19.1	19.3	17.3	26.4	15.8	1.4	0.2	0.3	0.7	0.3	0.1
Gambia, The	648	20.3	6.0	6.0	4.0	5.5	4.9	0.2	0.0	0.1	0.1	0.0	0.0
Ghana	652	200.9	41.1	49.9	56.8	53.1	41.2	3.0	1.6	0.5	0.7	1.1	0.7
Guinea	656	46.9	6.8	15.0	4.5	17.0	10.4	3.3	0.3	0.3	1.6	1.2	0.1
Guinea-Bissau	654	0.7	3.5	0.3	0.2	0.1	0.1	0.2	0.2
Kenya	664	147.9	34.5	31.8	44.0	38.2	33.9	16.2	8.0	2.8	4.2	5.5	3.7
Lesotho	666	0.1	0.0	0.1	0.0	0.1	0.0	0.0	0.0	0.0	0.0	0.0	0.0
Liberia	668	3.3	1.2	1.1	0.8	0.4	1.1	0.9	0.0	0.0	0.3	0.2	0.4
Madagascar	674	24.0	6.4	5.5	3.3	7.7	7.6	5.0	0.3	0.9	1.2	2.3	0.6
Malawi	676	2.7	0.4	0.3	1.1	0.5	0.8	0.3	0.1	0.0	0.0	0.0	0.2
Mali	678	7.5	1.8	1.5	3.6	1.4	1.0	31.3	8.1	7.5	9.5	7.7	6.5
Mauritius	684	63.5	21.1	16.1	13.8	18.4	15.3	7.4	1.7	4.1	0.8	0.8	1.7
Mozambique	688	147.0	29.3	26.6	39.6	36.2	44.6	11.4	2.8	5.0	1.5	2.4	2.5
Namibia	728	3.9	0.9	2.0	0.7	0.3	0.9	4.4	0.0	2.1	0.2	1.0	1.0
Niger	692	21.6	8.8	5.3	2.1	6.9	7.2	0.1	0.0	0.0	0.0	0.0	0.1
Nigeria	694	186.2	94.4	46.3	61.5	41.6	36.8	48.5	2.0	41.1	2.7	1.9	2.8
Rwanda	714	4.4	0.7	0.6	0.7	2.0	1.2	39.6	5.3	6.4	16.6	8.2	8.3
São Tomé & Príncipe	716	0.4	0.2	0.1	0.1	0.1	0.1	0.0	0.0	0.0	0.0	0.0	0.0
Senegal	722	147.1	49.0	29.6	35.4	31.7	50.4	5.5	0.3	0.5	1.9	0.9	2.1
Seychelles	718	11.9	1.8	3.0	3.4	2.8	2.7	30.7	0.9	0.3	3.6	3.1	23.8
Sierra Leone	724	12.7	2.4	3.1	6.1	1.3	2.2	0.6	0.0	0.0	0.2	0.2	0.2
South Africa	199	2,088.4	424.1	521.2	538.7	529.1	499.3	736.9	230.2	174.1	158.8	170.8	233.3
Swaziland	734	2.5	0.1	0.3	0.8	0.1	1.2	8.7	0.7	1.5	3.9	2.6	0.7
Tanzania	738	91.7	19.5	21.2	26.8	23.7	20.1	28.6	0.9	7.9	0.6	14.9	5.2
Togo	742	63.8	34.1	17.4	17.9	14.8	13.7	2.8	0.6	0.9	1.3	0.3	0.3
Uganda	746	11.9	4.5	2.4	3.1	2.1	4.4	3.3	0.2	0.2	2.0	1.0	0.1
Zambia	754	4.2	2.0	1.8	1.3	0.3	0.8	138.9	40.8	55.2	43.4	24.0	16.3
Zimbabwe	698	5.9	1.5	0.9	1.5	1.5	1.9	2.2	0.8	0.9	0.4	0.2	0.7
Africa n.s.	799	25.0	7.1	7.2	5.3	6.2	6.2	43.0	33.9	0.0	0.3	0.0	42.6
Western Hemisphere	205	7,797.7	1,814.4	1,915.2	1,729.9	2,141.1	2,011.6	4,056.7	966.9	880.5	1,184.5	1,039.6	952.2
Argentina	213	974.4	172.5	245.1	231.5	272.4	225.4	563.3	135.2	126.1	214.3	82.7	140.2
Bahamas, The	313	5.3	0.6	2.3	0.5	1.0	1.6	0.7	0.2	0.1	0.3	0.1	0.1
Barbados	316	16.2	2.6	3.5	4.5	3.8	4.5	0.8	0.2	0.3	0.2	0.1	0.2
Belize	339	2.1	0.7	0.8	0.6	0.3	0.4	1.1	0.2	0.5	0.3	0.0	0.2
Bermuda	319	3.4	0.7	0.8	1.2	0.7	0.7	0.0	0.0	0.0	0.0	0.0	0.0
Bolivia	218	38.4	15.7	14.5	14.9	2.5	6.5	13.8	0.8	0.8	0.3	0.7	11.9
Brazil	223	1,516.5	335.2	420.2	290.0	356.9	449.4	2,171.9	472.1	443.1	625.3	620.7	482.8
Chile	228	541.0	125.1	127.4	133.4	153.0	127.2	352.7	74.3	99.4	108.9	72.5	72.0
Colombia	233	193.0	52.4	49.2	47.1	54.5	42.2	72.7	7.1	16.4	5.1	20.7	30.6
Costa Rica	238	160.6	31.6	47.4	35.2	55.4	22.5	23.1	5.6	5.2	6.0	6.7	5.1
Curacao	354	2.2	0.8	1.4	0.0	0.0	0.0
Dominica	321	5.9	3.7	3.9	1.0	0.4	0.6	0.0	0.0	0.0	0.0	0.0	0.0
Dominican Republic	243	81.7	23.9	21.2	13.4	26.5	20.5	20.7	5.2	4.5	4.8	5.4	5.9
Ecuador	248	116.9	27.3	31.0	21.6	25.7	38.5	1.3	2.0	0.5	0.2	0.3	0.3
El Salvador	253	55.0	12.9	16.3	12.9	14.2	11.5	1.6	0.2	0.5	0.3	0.3	0.5
Falkland Islands	323	0.0	0.0	0.0	0.8	0.8

Thailand (578)

In Millions of U.S. Dollars

		Exports (FOB)						Imports (CIF)					
		2016	2015Q4	2016Q1	2016Q2	2016Q3	2016Q4	2016	2015Q4	2016Q1	2016Q2	2016Q3	2016Q4
Greenland	326	0.0	0.0	0.0	4.0	0.9	1.0	0.5	0.7	1.8
Grenada	328	4.0	0.6	1.0	1.2	1.2	0.7	0.0	0.1	0.0	0.0	0.0	0.0
Guatemala	258	127.1	34.1	28.0	30.4	35.2	33.5	3.9	0.7	0.6	1.2	0.9	1.3
Guyana	336	6.6	1.9	1.6	1.4	1.6	1.9	0.1	0.1	0.0	0.1	0.0	0.0
Haiti	263	15.1	3.0	5.4	4.3	2.4	3.1	2.9	0.6	0.3	1.0	0.8	0.7
Honduras	268	83.0	23.0	23.6	24.4	19.1	15.9	2.9	0.3	1.1	0.6	0.5	0.7
Jamaica	343	60.5	14.3	12.2	16.5	16.8	14.9	1.3	0.3	0.2	0.3	0.4	0.4
Mexico	273	2,803.6	705.9	597.7	592.9	831.2	781.8	590.0	139.4	128.8	156.8	170.4	134.0
Netherlands Antilles	353	2.7	0.9	1.1	0.7	0.8	0.0	0.0	0.0	0.0	0.0	—
Nicaragua	278	113.5	23.3	35.7	32.1	30.2	15.5	2.0	0.6	0.5	0.5	0.5	0.5
Panama	283	249.0	56.7	53.8	58.0	81.5	55.8	46.8	75.3	0.7	26.2	1.7	18.2
Paraguay	288	22.9	8.1	4.9	5.9	6.2	5.8	55.2	14.1	5.0	5.9	25.0	19.4
Peru	293	380.3	76.8	108.5	102.6	98.1	71.1	69.0	17.7	32.5	12.6	12.6	11.3
St. Vincent & Grens.	364	1.0	0.1	0.2	0.3	0.1	0.4	2.0	0.0	0.4	0.1	1.5
Suriname	366	12.7	3.9	2.8	2.3	2.1	5.5	1.6	0.4	0.2	0.5	0.5	0.2
Trinidad and Tobago	369	100.8	24.6	36.9	21.2	20.2	22.6	4.3	0.7	0.9	1.0	2.1	0.3
Uruguay	298	33.7	10.6	8.9	8.0	8.2	8.7	43.5	11.6	9.5	10.7	12.3	10.9
Venezuela, Rep. Bol.	299	43.2	16.1	2.6	12.9	12.1	15.6	1.9	0.8	0.2	0.3	0.7	0.7
Western Hem. n.s.	399	25.4	5.8	6.7	6.9	5.9	6.0	0.7	0.2	0.4	0.0	0.2	0.0
Other Countries n.i.e	910	52.0	19.4	19.3	17.9	11.7	3.1	5.6	1.6	2.1	1.5	1.2	0.8
Cuba	928	5.2	1.6	1.4	1.6	0.9	1.3	2.6	0.4	0.8	0.6	0.7	0.5
Korea, Dem. People's Rep.	954	46.8	17.8	17.9	16.2	10.8	1.8	3.0	1.2	1.3	0.9	0.5	0.3
Countries & Areas n.s.	898	471.1	153.2	131.6	116.5	125.3	97.8	2,997.3	710.5	812.4	759.2	694.6	731.1
Memorandum Items													
Africa	605	5,236.3	1,262.8	1,303.6	1,321.0	1,278.6	1,333.1	1,874.6	491.1	514.0	424.5	412.0	524.1
Middle East	405	8,169.0	2,496.4	2,400.7	1,958.9	1,965.6	1,843.9	14,513.1	3,427.7	2,796.0	3,685.6	3,825.7	4,205.7
European Union	998	21,720.8	5,340.9	5,482.6	5,228.3	5,594.1	5,415.8	18,111.3	4,299.2	4,145.7	4,355.8	4,809.6	4,800.2
Export earnings: fuel	080	8,861.7	2,657.4	2,506.5	2,132.4	2,147.3	2,075.4	17,416.9	4,215.9	3,481.3	4,400.8	4,488.2	5,046.6
Export earnings: nonfuel	092	205,065.0	49,604.7	51,480.5	48,702.1	52,942.1	51,940.3	178,249.6	44,748.0	42,792.3	42,809.9	45,728.0	46,919.4

Timor-Leste, Dem. Rep. of (537)

In Millions of U.S. Dollars

		Exports (FOB)						Imports (CIF)					
		2016	2015Q4	2016Q1	2016Q2	2016Q3	2016Q4	2016	2015Q4	2016Q1	2016Q2	2016Q3	2016Q4
IFS World		15.7	5.3	297.5	115.8
World	001	29.6	11.5	6.7	5.1	4.7	13.1	549.4	172.9	120.8	131.9	151.3	145.4
Advanced Economies	110	19.6	9.0	4.3	2.9	3.1	9.3	105.3	39.6	24.9	28.0	23.6	28.8
Euro Area	163	6.4	1.7	1.7	1.0	0.8	2.8	22.0	8.6	5.1	4.7	5.2	7.0
Belgium	124	3.0	0.6 r	0.6 r	0.2 r	2.2 r	0.1	0.0 r	0.0 r	0.0 r	0.1 r
Cyprus	423	1.7	0.4 r	0.4 r	0.4 r	0.4 r	0.4 r	0.1	0.0 r	0.0 r	0.0 r
Finland	172	5.6	1.4 r	1.4 r	1.5 r	1.4 r	1.4 r
France	132	0.7	0.0 r	0.0 r	0.2 r	0.4 r	0.1 r
Germany	134	1.6	0.6 r	0.7 r	0.5 r	0.2 r	0.1 r	0.5	0.1 r	0.1 r	0.1 r	0.1 r	0.2 r
Greece	174	2.6	0.7 r	0.7 r	0.7 r	0.7 r	0.7 r
Italy	136	0.1	0.1 r	0.2	0.1 r	0.0 r	0.1 r	0.1 r	0.0 r
Netherlands	138	0.0	0.1 r	0.0 r	0.0 r	1.4	0.5 r	0.2 r	0.1 r	0.2 r	0.8 r
Portugal	182	0.1	0.0 r	0.0 r	0.0 r	0.0 r	0.0 r	10.8	5.7 r	2.6 r	2.1 r	2.3 r	3.7 r
Spain	184	0.0	0.0 r	0.0 r	0.0 r	0.1	0.0 r	0.0 r	0.0 r	0.0 r	0.1 r
Australia	193	2.7	0.9 r	0.6 r	0.5 r	0.9 r	0.7 r	13.5	3.0 r	2.7 r	6.8 r	0.4 r	3.5 r
China,P.R.: Hong Kong	532	0.1	0.0 r	0.0 r	0.0 r	0.0 r	0.0 r	10.8	2.7 r	2.7 r	2.7 r	2.7 r	2.7 r
Denmark	128	0.0	0.0 r	0.4	0.0 r	0.0 r	0.2 r	0.2 r	0.0 r
Israel	436	0.3	0.1 r	0.1 r	0.1 r	0.1 r	0.1 r
Japan	158	0.1	0.0 r	0.1 r	0.0 r	0.0 r	12.8	3.1 r	3.2 r	2.8 r	3.5 r	3.3 r
Korea, Republic of	542	0.0	0.0 r	0.0 r	0.0 r	0.0 r	0.0 r	5.1	1.9 r	1.9 r	1.1 r	0.9 r	1.2 r
New Zealand	196	0.1	0.2 r	0.0 r	0.0 r	0.1 r	1.4	0.5 r	0.5 r	0.2 r	0.2 r	0.5 r
Norway	142	0.0	0.0 r	0.1	0.0 r	0.0 r	0.1 r
Singapore	576	0.1	1.7 r	0.1 r	0.0 r	0.0 r	0.0 r	34.6	16.5 r	8.2 r	8.5 r	8.2 r	9.7 r
Sweden	144	1.3	0.0 r	0.0 r	0.0 r	1.2 r	0.0 r
Switzerland	146	0.3	1.5 r	0.0 r	0.1 r	0.2 r	0.0 r
Taiwan Prov.of China	528	0.1 e	0.1 e
United Kingdom	112	0.0	0.0 r	0.0 r	0.0 r	0.0 r	0.0 r	0.9	0.1 r	0.1 r	0.4 r	0.1 r	0.2 r
United States	111	10.1	4.3 r	1.8 r	1.3 r	1.3 r	5.6 r	1.8	1.5 r	0.4 r	0.3 r	0.5 r	0.5 r
Emerg. & Dev. Economies	200	10.0	2.5	2.4	2.2	1.6	3.8	444.0	133.4	95.9	103.9	127.7	116.6
Emerg. & Dev. Asia	505	4.5	0.6	1.0	0.9	0.5	2.0	434.7	130.6	93.2	101.1	126.1	114.3
Bangladesh	513	0.3	0.1 r	0.1 r	0.1 r	0.1 r	0.1 r
Brunei Darussalam	516	0.0	0.0 r	0.0 r	0.0 r	0.0 r	0.0 r	0.2	0.1 r	0.0 r	0.1 r	0.1 r	0.1 r
Cambodia	522	0.0	0.0 r	0.0 r	0.0 r	0.0 r	0.0 r	0.1	0.0 r	0.0 r	0.0 r	0.0 r	0.0 r
China,P.R.: Mainland	924	0.1	0.0 r	0.0 r	0.0 r	0.1 r	121.9	31.0 r	16.1 r	26.6 r	43.1 r	36.2 r
Fiji	819	0.0	0.0 r	0.0 r	0.0 r	0.0 r	0.0 r	0.3	0.2 r	0.1 r	0.1 r	0.1 r	0.1 r
Guam	829	0.3	0.2 r	0.1 r	0.1 r	0.1 r	0.1 r
India	534	0.0	0.0 r	2.0	0.8 r	0.8 r	0.2 r	0.1 r	0.8 r
Indonesia	536	3.7	0.4 r	0.9 r	0.7 r	0.4 r	1.7 r	205.5	47.7 r	45.2 r	49.7 r	57.1 r	53.5 r
Malaysia	548	0.0	0.0 r	0.0 r	0.0 r	0.0 r	0.0 r	53.4	21.5 r	18.6 r	11.7 r	11.6 r	11.5 r
Philippines	566	0.5	0.1 r	0.1 r	0.1 r	0.1 r	0.1 r	0.2	0.0 r	0.0 r	0.1 r	0.1 r	0.1 r
Thailand	578	0.0	0.0 r	0.0 r	0.0 r	0.0 r	6.2	4.1 r	2.7 r	1.7 r	1.3 r	0.4 r
Vietnam	582	25.2	14.0 r	5.5 r	6.1 r	7.0 r	6.6 r
Asia n.s.	598	19.1	10.7 r	4.2 r	4.6 r	5.3 r	5.0 r
Europe	170	0.1	0.0	0.0	0.0	0.0	0.1	0.2	0.1	0.0	0.0	0.1	0.0
Emerg. & Dev. Europe	903	0.0	0.0	0.0	0.0	0.0	0.0	0.1	0.1	0.0	0.0	0.0	0.0
Gibraltar	823	0.1	0.1 r	0.0 r	0.0 r	0.0 r	0.0 r
CIS	901	0.1	0.0	0.0	0.0	0.0	0.1	0.0	0.0
Russian Federation	922	0.1	0.0 r	0.0 r	0.0 r	0.0 r	0.0 r
Mid East, N Africa, Pak	440	4.1	1.2	1.0	1.0	0.9	1.2	0.1	0.1	0.0	0.0	0.0	0.0
Lebanon	446	0.8	0.2 r	0.2 r	0.2 r	0.2 r	0.2 r
Libya	672	0.4	0.3 r	0.1 r	0.1 r	0.0 r	0.2 r
Mauritania	682	0.2 e	0.0 e	0.0 e	0.0 e	0.0 e
Pakistan	564	0.4	0.1 r	0.1 r	0.1 r	0.1 r	0.1 r	0.0	0.0 r	0.0 r	0.0 r	0.0 r	0.0 r
Sudan	732	2.2	0.6 r	0.6 r	0.6 r	0.6 r	0.6 r
United Arab Emirates	466	0.1	0.1 r	0.0 r	0.0 r	0.0 r	0.0 r
Sub-Saharan Africa	603	1.3	0.7	0.3	0.3	0.1	0.6	1.5	0.4	0.3	0.4	0.4	0.4
Kenya	664	0.1	0.1 r	0.0 r	0.0 r	0.0 r	0.0 r	0.0	0.0 r	0.0 r	0.0 r	0.0 r	0.0 r
Liberia	668	0.8	0.6 r	0.2 r	0.1 r	0.0 r	0.4 r
South Africa	199	0.0	0.0 r	1.4	0.3 r	0.3 r	0.4 r	0.3 r	0.4 r
Uganda	746	0.3	0.1 r	0.1 r	0.1 r	0.1 r	0.1 r

Timor-Leste, Dem. Rep. of (537)

In Millions of U.S. Dollars

		Exports (FOB)						Imports (CIF)					
		2016	2015Q4	2016Q1	2016Q2	2016Q3	2016Q4	2016	2015Q4	2016Q1	2016Q2	2016Q3	2016Q4
Western Hemisphere	205	0.0	0.0	0.0	0.0	0.0	0.0	7.5	2.3	2.3	2.4	1.1	1.8
Brazil	223	0.0	0.0 r	0.0 r	0.0 r	7.5	2.3 r	2.3 r	2.3 r	1.1 r	1.8 r
Chile	228	0.1	0.0 r	0.0 r	0.0 r	0.0 r	0.0 r
Memorandum Items													
Africa	605	3.7	1.3	0.9	0.9	0.7	1.2	1.5	0.4	0.3	0.4	0.4	0.4
Middle East	405	1.3	0.5	0.3	0.3	0.2	0.4	0.1	0.1	0.0	0.0	0.0	0.0
European Union	998	6.5	1.7	1.7	1.0	0.8	2.8	24.6	8.7	5.2	5.3	6.7	7.2
Export earnings: fuel	080	0.6	0.3	0.1	0.1	0.0	0.3	0.3	0.2	0.1	0.1	0.1	0.1
Export earnings: nonfuel	092	29.0	11.1	6.6	5.0	4.7	12.8	549.1	172.7	120.8	131.8	151.2	145.3

Togo (742)

In Millions of U.S. Dollars

		Exports (FOB)						Imports (CIF)					
		2016	2015Q4	2016Q1	2016Q2	2016Q3	2016Q4	2016	2015Q4	2016Q1	2016Q2	2016Q3	2016Q4
IFS World	
World	001	721.8	74.2	190.6	232.7	101.9	196.7	1,717.2	431.4	391.3	495.0	452.5	378.3
Advanced Economies	110	84.7	17.1	22.6	24.9	15.3	21.9	645.5	173.1	145.2	185.5	170.9	143.8
Euro Area	163	40.5	6.5	11.3	13.1	5.7	10.4	448.1	123.2	100.6	128.4	118.7	100.4
Austria	122	0.0 r	12.8	4.0 r	3.1 r	3.7 r	3.2 r	2.7 r
Belgium	124	10.0	2.3 r	2.8 r	3.3 r	1.3 r	2.6 r	64.7	16.6 r	14.5 r	18.6 r	17.2 r	14.5 r
Cyprus	423	0.1	0.0 r	0.0 r	0.0 r	0.0 r	0.0 r	0.0	0.1 r	0.0 r	0.0 r	0.0 r	0.0 r
Estonia	939	0.1	0.0 r	0.0 r	0.0 r	0.0 r
Finland	172	0.0	0.0 r	0.0 r	0.0 r	0.0 r	3.4	4.6 r	0.8 r	1.0 r	0.9 r	0.7 r
France	132	8.6	1.0 r	2.4 r	2.8 r	1.1 r	2.2 r	153.5	36.9 r	33.5 r	44.2 r	41.2 r	34.6 r
Germany	134	1.9	0.3 r	0.5 r	0.6 r	0.2 r	0.5 r	49.0	14.7 r	11.7 r	14.1 r	12.6 r	10.6 r
Greece	174	1.3	0.1 r	0.4 r	0.4 r	0.2 r	0.3 r	8.3	2.9 r	2.0 r	2.4 r	2.2 r	1.8 r
Ireland	178	0.0 r	14.8	3.7 r	3.5 r	4.3 r	3.8 r	3.2 r
Italy	136	4.4	0.4 r	1.2 r	1.4 r	0.6 r	1.2 r	19.1	4.6 r	4.1 r	5.4 r	5.1 r	4.4 r
Latvia	941	12.9	7.4 r	3.2 r	3.2 r	3.2 r	3.2 r
Lithuania	946	0.6	0.1 r	0.1 r	0.2 r	0.1 r	0.1 r
Luxembourg	137	0.1	0.3 r	0.0 r	0.0 r	0.0 r	0.0 r
Malta	181	0.1	0.0 r	0.0 r	0.0 r	0.0 r	0.0 r	0.0	0.0 r	0.0 r	0.0 r	0.0 r	0.0 r
Netherlands	138	6.9	1.2 r	2.0 r	2.3 r	0.9 r	1.8 r	74.1	12.7 r	14.4 r	21.3 r	20.9 r	17.6 r
Portugal	182	2.7	0.7 r	0.7 r	0.7 r	0.7 r	0.7 r	4.0	1.4 r	0.9 r	1.2 r	1.0 r	0.9 r
Slovak Republic	936	0.6	0.1 r	0.2 r	0.2 r	0.2 r	0.1 r
Spain	184	4.5	0.4 r	1.3 r	1.5 r	0.6 r	1.2 r	30.2	13.1 r	8.6 r	8.7 r	7.0 r	5.9 r
Australia	193	6.2	2.5 r	1.5 r	1.5 r	1.5 r	1.5 r	0.6	0.2 r	0.1 r	0.2 r	0.2 r	0.1 r
Canada	156	18.3	3.9 r	4.6 r	4.6 r	4.6 r	4.6 r	15.1	3.4 r	3.2 r	4.4 r	4.1 r	3.4 r
China,P.R.: Hong Kong	532	0.8	0.0 r	0.2 r	0.2 r	0.2 r	0.2 r	3.5	0.6 r	0.7 r	1.0 r	1.0 r	0.8 r
Czech Republic	935	0.0 r	1.4	0.2 r	0.3 r	0.4 r	0.4 r	0.3 r
Denmark	128	0.2	0.1 r	0.0 r	0.0 r	0.0 r	0.0 r	5.0	1.4 r	1.2 r	1.5 r	1.3 r	1.0 r
Iceland	176	0.0 r	0.0	0.2 r	0.0 r	0.0 r	0.0 r	0.0 r
Israel	436	0.2	0.0 r	0.0 r	0.0 r	0.0 r	0.0 r	1.7	0.7 r	0.4 r	0.5 r	0.4 r	0.4 r
Japan	158	0.0	0.0 r	0.0 r	0.0 r	0.0 r	0.0 r	72.1	17.1 r	15.6 r	20.8 r	19.4 r	16.3 r
Korea, Republic of	542	4.2	2.7 r	1.1 r	1.1 r	1.1 r	1.1 r	21.3	4.5 r	5.0 r	6.1 r	5.5 r	4.6 r
New Zealand	196	0.1	0.1 r	0.0 r	0.0 r	0.0 r	0.0 r
Norway	142	0.0	0.0 r	0.0 r	0.0 r	0.0 r	0.4	0.1 r	0.1 r	0.1 r	0.1 r	0.1 r
Singapore	576	2.2	0.0 r	0.6 r	0.6 r	0.6 r	0.6 r	2.5	1.6 r	0.9 r	0.7 r	0.5 r	0.4 r
Sweden	144	0.0	0.0 r	0.0 r	0.0 r	0.0 r	6.0	1.8 r	1.4 r	1.7 r	1.6 r	1.3 r
Switzerland	146	1.8	0.1 r	0.3 r	0.5 r	0.3 r	0.8 r	22.2	2.8 r	4.0 r	6.5 r	6.4 r	5.3 r
Taiwan Prov.of China	528	3.5	0.4 r	1.0 r	1.2 r	0.5 r	0.9 r	1.6	0.5 r	0.4 r	0.5 r	0.4 r	0.3 r
United Kingdom	112	1.9	0.3 r	0.5 r	0.6 r	0.2 r	0.5 r	12.6	3.4 r	2.9 r	3.7 r	3.3 r	2.8 r
United States	111	4.8	0.5 r	1.4 r	1.6 r	0.6 r	1.2 r	31.0	11.2 r	8.2 r	9.0 r	7.6 r	6.3 r
Emerg. & Dev. Economies	200	633.2	56.8	166.9	206.5	86.1	173.8	1,071.2	258.1	246.0	309.3	281.5	234.4
Emerg. & Dev. Asia	505	102.0	13.2	29.7	33.2	13.1	26.0	592.0	139.4	129.4	171.6	159.2	131.7
Bangladesh	513	8.1	0.5 r	2.3 r	2.7 r	1.1 r	2.1 r	1.7	0.2 r	0.4 r	0.5 r	0.4 r	0.4 r
China,P.R.: Mainland	924	9.4	0.6 r	2.2 r	2.9 r	1.3 r	2.9 r	492.4	103.1 r	102.9 r	142.7 r	135.0 r	111.7 r
India	534	55.0	7.0 r	15.6 r	18.1 r	7.2 r	14.2 r	48.3	15.1 r	11.9 r	14.1 r	12.3 r	10.1 r
Indonesia	536	6.8	1.5 r	2.6 r	2.1 r	0.7 r	1.4 r	13.4	8.6 r	5.0 r	4.0 r	2.5 r	1.9 r
Malaysia	548	16.9	1.8 r	4.8 r	5.6 r	2.2 r	4.3 r	14.1	4.2 r	3.4 r	4.1 r	3.6 r	3.0 r
Philippines	566	0.5	0.1 r	0.1 r	0.2 r	0.1 r	0.1 r
Sri Lanka	524	0.2 r	0.1	0.0 r	0.0 r	0.0 r	0.0 r	0.0 r
Thailand	578	0.7	0.0 r	0.2 r	0.2 r	0.1 r	0.2 r	16.4	6.7 r	4.5 r	4.7 r	3.9 r	3.3 r
Tuvalu	869	0.3 r
Vietnam	582	5.1	1.3 r	2.1 r	1.6 r	0.5 r	1.0 r	2.3	0.4 r	0.5 r	0.7 r	0.6 r	0.5 r
Asia n.s.	598	2.8	1.0 r	0.7 r	0.7 r	0.7 r	0.7 r
Europe	170	3.6	0.2	1.0	1.2	0.5	0.9	124.2	19.8	28.7	35.7	32.5	27.3
Emerg. & Dev. Europe	903	3.4	0.1	1.0	1.1	0.4	0.9	52.1	9.5	11.7	14.9	13.8	11.6
Bulgaria	918	0.0	0.0 r	0.0 r	0.0 r	0.0 r	0.0 r	0.2	0.0 r	0.0 r	0.1 r	0.1 r	0.0 r
Hungary	944	2.5	0.1 r	0.6 r	0.7 r	0.6 r	0.5 r
Poland	964	3.4	0.0 r	1.0 r	1.1 r	0.4 r	0.9 r	20.5	3.9 r	4.2 r	6.0 r	5.7 r	4.7 r
Romania	968	3.5	0.2 r	0.9 r	0.9 r	0.9 r	0.9 r
Turkey	186	0.0	0.1 r	0.0 r	0.0 r	0.0 r	0.0 r	25.3	5.2 r	6.0 r	7.3 r	6.6 r	5.5 r

Togo (742)

In Millions of U.S. Dollars

		Exports (FOB)						Imports (CIF)					
		2016	2015Q4	2016Q1	2016Q2	2016Q3	2016Q4	2016	2015Q4	2016Q1	2016Q2	2016Q3	2016Q4
CIS	901	0.2	0.0	0.0	0.0	0.0	0.0	72.0	10.2	17.0	20.8	18.6	15.6
Russian Federation	922	0.0	0.0 r	0.0 r	0.0 r	0.0 r	48.5	9.2 r	11.5 r	14.0 r	12.6 r	10.5 r
Ukraine	926	0.1	0.0 r	0.0 r	0.0 r	0.0 r	0.0 r	23.5	1.0 r	5.5 r	6.8 r	6.1 r	5.1 r
Mid East, N Africa, Pak	440	35.8	4.1	10.6	11.7	4.6	8.9	118.2	35.5	28.8	34.2	30.1	25.1
Algeria	612	0.1 r	0.1	0.3 r	0.0 r	0.0 r	0.0 r	0.0 r
Bahrain, Kingdom of	419	0.5	0.1 r	0.1 r	0.2 r	0.1 r	0.1 r
Egypt	469	0.0	0.1 r	0.0 r	0.0 r	0.0 r	0.0 r	5.0	1.4 r	1.2 r	1.4 r	1.3 r	1.1 r
Iran, I.R. of	429	0.1	0.0 r	0.0 r	0.0 r	0.0 r	0.0 r
Jordan	439	0.0	0.0 r	0.0 r	0.0 r	0.0 r	0.0 r	0.0	0.3 r	0.0 r	0.0 r	0.0 r	0.0 r
Kuwait	443	1.5	0.5 r	0.4 r	0.4 r	0.4 r	0.4 r
Lebanon	446	7.7	0.8 r	2.2 r	2.5 r	1.0 r	2.0 r	3.2	0.9 r	0.8 r	0.9 r	0.8 r	0.7 r
Libya	672	0.0	1.2 r	0.0 r	0.0 r	0.0 r	0.0 r
Mauritania	682	0.1	0.0 r	0.0 r	0.0 r	0.0 r	0.0 r	7.8	2.3 r	1.8 r	2.3 r	2.0 r	1.7 r
Morocco	686	5.6	1.2 r	2.1 r	1.8 r	0.6 r	1.1 r	17.2	8.9 r	5.6 r	5.1 r	3.7 r	2.8 r
Oman	449	0.2	0.2 r	0.0 r	0.0 r	0.0 r	0.0 r
Pakistan	564	4.4	0.1 r	1.2 r	1.4 r	0.6 r	1.1 r	2.8	0.2 r	0.7 r	0.8 r	0.7 r	0.6 r
Qatar	453	8.7	2.6 r	2.1 r	2.5 r	2.3 r	1.9 r
Saudi Arabia	456	0.0 r	40.7	10.3 r	9.1 r	11.7 r	10.8 r	9.1 r
Sudan	732	0.2	0.0 r	0.0 r	0.0 r	0.0 r	0.0 r	0.0	0.0 r	0.0 r	0.0 r	0.0 r	0.0 r
Tunisia	744	0.2	0.1 r	0.0 r	0.0 r	0.0 r	0.0 r	2.9	0.5 r	0.5 r	0.8 r	0.8 r	0.7 r
United Arab Emirates	466	17.7	1.7 r	5.0 r	5.8 r	2.3 r	4.5 r	27.4	5.8 r	6.5 r	7.9 r	7.1 r	5.9 r
Sub-Saharan Africa	603	491.8	37.9	125.5	160.4	67.8	138.0	200.9	55.7	50.4	58.0	50.4	42.1
Angola	614	0.0	0.1 r	0.0 r	0.0 r	0.0 r	0.0 r	0.2	0.2 r	0.0 r	0.0 r	0.0 r	0.0 r
Benin	638	126.1	8.7 r	31.4 r	41.3 r	17.6 r	35.8 r	13.8	2.9 r	2.9 r	4.0 r	3.8 r	3.2 r
Burkina Faso	748	114.6	11.5 r	32.4 r	37.7 r	15.0 r	29.5 r	4.1	1.2 r	1.0 r	1.2 r	1.1 r	0.9 r
Cameroon	622	2.3	0.6 r	0.6 r	0.8 r	0.3 r	0.6 r	0.4	0.3 r	0.1 r	0.1 r	0.1 r	0.1 r
Central African Rep.	626	0.3	0.1 r	0.1 r	0.1 r	0.1 r	0.1 r
Chad	628	1.0	0.1 r	0.3 r	0.3 r	0.1 r	0.3 r	0.0	0.0 r	0.0 r	0.0 r	0.0 r
Congo, Dem. Rep. of	636	2.9	0.1 r	0.8 r	0.9 r	0.4 r	0.7 r	0.6	0.0 r	0.2 r	0.2 r	0.2 r	0.2 r
Congo, Republic of	634	8.6	0.4 r	2.4 r	2.8 r	1.1 r	2.2 r	0.1	0.0 r	0.0 r	0.0 r	0.0 r	0.0 r
Côte d'Ivoire	662	43.9	2.6 r	10.7 r	14.5 r	6.2 r	12.5 r	52.3	9.1 r	12.4 r	15.1 r	13.5 r	11.3 r
Equatorial Guinea	642	0.7	0.1 r	0.2 r	0.2 r	0.1 r	0.2 r	0.6	0.1 r	0.1 r	0.1 r	0.1 r
Gabon	646	3.3	0.3 r	0.9 r	1.1 r	0.4 r	0.8 r	0.1	0.0 r	0.0 r	0.0 r	0.0 r	0.0 r
Gambia, The	648	0.5	0.0 r	0.1 r	0.2 r	0.1 r	0.1 r	0.0	0.0 r	0.0 r	0.0 r	0.0 r	0.0 r
Ghana	652	34.5	1.2 r	7.2 r	11.0 r	5.1 r	11.2 r	59.9	14.5 r	13.1 r	17.2 r	16.1 r	13.5 r
Guinea	656	6.1	0.2 r	1.7 r	2.0 r	0.8 r	1.6 r	0.0	0.0 r	0.0 r	0.0 r	0.0 r
Guinea-Bissau	654	0.7	0.5 r	0.2 r	0.2 r	0.2 r	0.2 r	3.7	3.2 r	0.9 r	1.1 r	1.0 r	0.8 r
Kenya	664	0.0	0.0 r	0.0 r	0.0 r	0.0 r	0.0 r	0.3	0.1 r	0.1 r	0.1 r	0.1 r	0.1 r
Liberia	668	0.9	0.1 r	0.2 r	0.3 r	0.1 r	0.2 r	0.3	0.0 r	0.1 r	0.1 r	0.1 r	0.1 r
Madagascar	674	0.0	0.0 r	0.0 r	0.0 r	0.0 r	0.0 r	0.0	0.1 r	0.0 r	0.0 r	0.0 r	0.0 r
Malawi	676	0.1	0.0 r	0.0 r	0.0 r	0.0 r	0.0 r
Mali	678	52.0	3.9 r	13.3 r	17.1 r	7.2 r	14.4 r	0.2	0.2 r	0.0 r	0.0 r	0.0 r	0.0 r
Mozambique	688	0.0	0.2 r	0.0 r	0.0 r	0.0 r	0.0 r	2.8	0.7 r	0.7 r	0.7 r	0.7 r
Namibia	728	0.0	0.0 r	0.0 r	0.0 r	0.0 r	0.0 r	0.0	0.1 r	0.0 r	0.0 r	0.0 r	0.0 r
Niger	692	50.4	2.4 r	10.7 r	15.8 r	7.4 r	16.5 r	0.0	0.0 r	0.0 r	0.0 r	0.0 r	0.0 r
Nigeria	694	31.0	3.7 r	8.8 r	10.2 r	4.1 r	8.0 r	29.9	3.0 r	7.1 r	8.6 r	7.7 r	6.5 r
São Tomé & Príncipe	716	0.4	0.1 r	0.1 r	0.1 r	0.1 r	0.1 r
Senegal	722	8.9	0.6 r	2.5 r	2.9 r	1.2 r	2.3 r	14.3	3.6 r	3.2 r	4.2 r	3.8 r	3.2 r
Sierra Leone	724	0.7	0.1 r	0.2 r	0.2 r	0.1 r	0.2 r	0.0 r
South Africa	199	0.5	0.1 r	0.1 r	0.2 r	0.1 r	0.1 r	17.0	17.0 r	8.5 r	5.2 r	2.0 r	1.3 r
Swaziland	734	0.1	0.0 r	0.0 r	0.0 r	0.0 r	0.0 r	0.0	0.1 r	0.0 r	0.0 r	0.0 r	0.0 r
Uganda	746	1.1	0.2 r	0.3 r	0.4 r	0.1 r	0.3 r	0.0	0.0 r	0.0 r	0.0 r	0.0 r	0.0 r
Western Hemisphere	205	0.0	1.4	0.0	0.0	0.0	0.0	36.0	7.7	8.7	9.7	9.2	8.3
Antigua and Barbuda	311	0.0	0.1 r	0.0 r	0.0 r	0.0 r	0.0 r
Argentina	213	2.2	0.6 r	0.5 r	0.6 r	0.6 r	0.5 r
Brazil	223	14.4	5.0 r	3.4 r	4.2 r	3.7 r	3.1 r
Colombia	233	1.1 r	12.9	0.0 r	3.2 r	3.2 r	3.2 r	3.2 r
Costa Rica	238	0.1	0.0 r	0.0 r	0.0 r	0.0 r
Curacao	354	0.7 r
Guatemala	258	2.6	0.3 r	0.7 r	0.7 r	0.7 r	0.7 r

Togo (742)

In Millions of U.S. Dollars

		Exports (FOB)						Imports (CIF)					
		2016	2015Q4	2016Q1	2016Q2	2016Q3	2016Q4	2016	2015Q4	2016Q1	2016Q2	2016Q3	2016Q4
Mexico	273	3.0	0.9 r	0.7 r	0.9 r	0.8 r	0.6 r
Nicaragua	278	0.2	0.1 r	0.1 r	0.1 r	0.1 r	0.1 r
Uruguay	298	0.0	0.3 r	0.0 r	0.0 r	0.0 r	0.0 r	0.1	0.0 r	0.0 r	0.0 r	0.0 r	0.0 r
Venezuela, Rep. Bol.	299	0.2	0.0 r	0.0 r	0.0 r	0.0 r	0.0 r
Other Countries n.i.e	910	0.5	0.3	0.1	0.1	0.1	0.1
Korea, Dem. People's Rep.	954	0.5	0.3 r	0.1 r	0.1 r	0.1 r	0.1 r
Special Categories	899	4.0	0.4 r	1.1 r	1.3 r	0.5 r	1.0 r
Memorandum Items													
Africa	605	497.8	39.3	127.8	162.3	68.5	139.2	228.9	67.7	58.4	66.3	57.0	47.3
Middle East	405	25.4	2.6	7.2	8.3	3.3	6.5	87.4	23.3	20.1	25.1	22.9	19.2
European Union	998	45.9	7.0	12.9	14.9	6.4	11.8	499.9	134.4	112.1	143.3	132.6	111.9
Export earnings: fuel	080	62.5	7.4	17.7	20.5	8.2	16.1	171.8	33.5	40.3	49.0	44.6	38.0
Export earnings: nonfuel	092	659.3	66.8	172.9	212.2	93.7	180.6	1,545.4	397.9	351.0	446.1	407.9	340.4

Tonga (866)

In Millions of U.S. Dollars

		Exports (FOB)						Imports (CIF)					
		2016	2015Q4	2016Q1	2016Q2	2016Q3	2016Q4	2016	2015Q4	2016Q1	2016Q2	2016Q3	2016Q4
IFS World	
World	001	22.7	6.6	4.3	3.6	5.4	9.4	213.8	47.8	39.6	73.1	49.8	51.2
Advanced Economies	110	18.7	5.9	3.6	3.1	4.5	7.5	150.2	30.5	27.9	50.9	34.6	36.7
Euro Area	163	0.3	0.1	0.0	0.0	0.2	0.0	7.4	0.4	0.0	6.9	0.3	0.2
Belgium	124	0.1	0.0 r	0.0 r	0.0 r	0.1 r	0.0 r
Germany	134	0.0	0.1 r	0.0 r	0.0 r	0.5	0.3 r	0.0 r	0.2 r	0.2 r	0.1 r
Italy	136	0.2	0.0 r	0.2 r	0.1	0.0 r	0.0 r	0.0 r
Netherlands	138	0.0	0.0 r	0.0 r	0.0 r	6.7	0.0 r	0.0 r	6.6 r	0.0 r	0.0 r
Australia	193	2.3	0.2 r	0.5 r	0.2 r	0.5 r	1.1 r	16.0	3.9 r	5.1 r	6.1 r	0.4 r	4.4 r
Canada	156	0.0	0.0 r	0.0 r	0.0 r	0.0 r	0.0 r	0.2	0.2 r	0.0 r	0.2 r
China,P.R.: Hong Kong	532	5.8	1.5 r	1.4 r	1.5 r	1.4 r	1.5 r	1.0	0.6 r	0.0 r	0.2 r	0.4 r	0.3 r
Japan	158	3.4	2.0 r	0.6 r	0.3 r	0.2 r	2.3 r	9.0	1.4 r	1.4 r	3.0 r	2.3 r	2.2 r
Korea, Republic of	542	0.5	0.3 r	0.0 r	0.0 r	0.0 r	0.5 r	1.0	0.2 r	0.2 r	0.3 r	0.1 r	0.5 r
New Zealand	196	3.3	1.2 r	0.4 r	0.5 r	1.1 r	1.2 r	74.3	16.0 r	12.4 r	22.7 r	20.5 r	18.7 r
Norway	142	0.0	0.0 r	0.0 r	0.0 r	0.0 r	0.0 r	0.1	0.0 r	0.0 r	0.0 r	0.0 r	0.0 r
Singapore	576	0.0	0.0 r	0.0 r	0.0 r	0.0 r	19.6	3.9 r	4.1 r	7.1 r	4.2 r	4.2 r
Switzerland	146	0.0	0.0 r	0.0 r	0.0 r	0.0 r	0.0 r	0.1	0.1 r	0.1 r	0.0 r
Taiwan Prov. of China	528	0.0 e	3.9 e	1.2 e	0.6 e	1.0 e	0.9 e	1.5 e
United Kingdom	112	0.1	0.0 r	0.0 r	0.0 r	0.0 r	0.0 r	0.8	0.2 r	0.3 r	0.1 r	0.1 r	0.3 r
United States	111	3.1	0.7 r	0.6 r	0.6 r	0.9 r	0.9 r	16.8	2.6 r	3.8 r	3.5 r	5.1 r	4.3 r
Emerg. & Dev. Economies	200	4.0	0.7	0.7	0.6	0.9	1.8	63.2	17.1	11.6	22.0	15.1	14.5
Emerg. & Dev. Asia	505	3.8	0.7	0.7	0.5	0.8	1.8	60.4	16.0	10.7	21.4	14.6	13.7
American Samoa	859	0.2	0.1 r	0.0 r	0.0 r	0.1 r	0.1 r	0.1	0.0 r	0.0 r	0.0 r	0.0 r	0.0 r
Bangladesh	513	0.1	0.0 r	0.0 r	0.0 r	0.0 r	0.0 r
China,P.R.: Mainland	924	0.0	0.0 r	0.0 r	17.6	6.7 r	3.2 r	4.5 r	5.4 r	4.5 r
Fiji	819	0.3	0.1 r	0.0 r	0.0 r	0.1 r	0.1 r	26.1	6.0 r	4.4 r	10.6 r	5.5 r	5.7 r
India	534	0.0	0.0 r	0.0 r	0.5	0.1 r	0.1 r	0.2 r	0.1 r	0.1 r
Indonesia	536	0.0 r	2.5	0.7 r	0.5 r	1.0 r	0.5 r	0.5 r
Malaysia	548	0.0	0.0 r	0.0 r	3.9	0.9 r	0.8 r	1.5 r	0.8 r	0.8 r
Papua New Guinea	853	0.0	0.0 r	0.0 r	0.0 r	0.0 r	0.0 r	0.2	0.1 r	0.0 r	0.1 r	0.0 r	0.0 r
Philippines	566	2.1	0.1 r	0.4 r	0.3 r	0.5 r	1.0 r	2.3	0.1 r	0.4 r	0.9 r	0.5 r	0.5 r
Samoa	862	0.7	0.2 r	0.1 r	0.1 r	0.2 r	0.3 r	0.1	0.0 r	0.0 r	0.0 r	0.0 r	0.0 r
Thailand	578	0.0	0.0 r	0.0 r	0.0 r	0.0 r	3.1	0.5 r	0.7 r	0.9 r	0.9 r	0.6 r
Vanuatu	846	0.2	0.1 r	0.0 r	0.0 r	0.1 r	0.1 r	0.3	0.1 r	0.1 r	0.1 r	0.1 r	0.1 r
Vietnam	582	0.1	0.1 r	0.0 r	0.0 r	0.0 r	0.1 r	0.9	0.2 r	0.2 r	0.4 r	0.2 r	0.2 r
Asia n.s.	598	2.7	0.6 r	0.4 r	1.1 r	0.6 r	0.6 r
Europe	170	0.0	0.0	0.0	0.0	0.0	0.0	0.3	0.1	0.0	0.0	0.1	0.1
Emerg. & Dev. Europe	903	0.0	0.0	0.0	0.0	0.0	0.0	0.2	0.1	0.0	0.0	0.1	0.1
Turkey	186	0.2	0.1 r	0.0 r	0.0 r	0.1 r	0.1 r
Mid East, N Africa, Pak	440	0.0	0.0	0.0	0.0	0.0	0.0	0.3	0.1	0.0	0.1	0.1	0.1
Oman	449	0.1	0.0 r	0.0 r	0.0 r	0.0 r	0.0 r
United Arab Emirates	466	0.2	0.0 r	0.0 r	0.1 r	0.0 r	0.0 r
Sub-Saharan Africa	603	0.1	0.0	0.0	0.0	0.0	0.0	0.7	0.5	0.2	0.2	0.2	0.1
Ethiopia	644	0.1 e	0.0 e	0.0 e	0.0 e	0.0 e	0.0 e	0.3 e	0.1 e	0.1 e	0.1 e	0.1 e	0.1 e
Mali	678	0.3	0.1 r	0.0 r	0.1 r	0.1 r	0.1 r
South Africa	199	0.1	0.4 r	0.1 r	0.0 r
Western Hemisphere	205	0.0	0.0	0.0	0.0	0.0	0.0	1.5	0.5	0.6	0.2	0.3	0.4
Brazil	223	0.6	0.2 r	0.4 r	0.1 r	0.1 r	0.1 r
Chile	228	0.6	0.2 r	0.2 r	0.1 r	0.1 r	0.3 r
Uruguay	298	0.0 e	0.0 e	0.0 e	0.0 e	0.0 e	0.2	0.0 r	0.0 r	0.0 r	0.0 r	0.0 r
Venezuela, Rep. Bol.	299	0.1	0.0 r	0.0 r	0.0 r	0.0 r	0.0 r
Other Countries n.i.e	910	0.1	0.0	0.0	0.0	0.0	0.0	0.1	0.0	0.0	0.0	0.0	0.0
Korea, Dem. People's Rep.	954	0.1	0.0 r	0.0 r	0.0 r	0.0 r	0.0 r	0.1	0.0 r	0.0 r	0.0 r	0.0 r	0.0 r
Countries & Areas n.s.	898	0.3	0.1 r	0.1 r	0.1 r	0.1 r	0.1 r
Memorandum Items													
Africa	605	0.1	0.0	0.0	0.0	0.0	0.0	0.7	0.5	0.2	0.2	0.2	0.1
Middle East	405	0.0	0.0	0.0	0.0	0.0	0.0	0.3	0.1	0.0	0.1	0.1	0.1
European Union	998	0.3	0.1	0.0	0.0	0.2	0.1	8.2	0.6	0.3	7.0	0.4	0.5
Export earnings: fuel	080	0.0	0.0	0.0	0.0	0.0	0.0	0.3	0.1	0.1	0.1	0.1	0.1
Export earnings: nonfuel	092	22.7	6.6	4.3	3.6	5.4	9.4	213.5	47.7	39.6	73.0	49.8	51.2

Trinidad and Tobago (369)

In Millions of U.S. Dollars

		Exports (FOB)						Imports (CIF)					
		2016	2015Q4	2016Q1	2016Q2	2016Q3	2016Q4	2016	2015Q4	2016Q1	2016Q2	2016Q3	2016Q4
IFS World	
World	001	7,742.1	2,179.4	2,149.9	1,817.9	1,844.9	1,929.3	8,471.7	2,253.3	2,274.1	2,059.7	2,228.1	1,909.8
Advanced Economies	110	4,172.0	1,311.5	1,163.2	940.9	1,005.3	1,062.6	4,363.2	1,416.9	1,352.2	1,034.9	1,040.3	935.7
Euro Area	163	611.9	235.7	168.2	166.2	140.8	136.7	605.8	193.3	150.1	147.7	194.6	113.4
Austria	122	0.6	0.0 r	0.0 r	0.0 r	0.5 r	0.0 r	7.5	3.0 r	1.5 r	1.9 r	2.9 r	1.2 r
Belgium	124	91.7	59.7 r	26.2 r	21.0 r	20.6 r	24.0 r	45.1	13.2 r	9.7 r	15.0 r	12.1 r	8.4 r
Cyprus	423	10.1	0.8 r	2.5 r	2.5 r	2.5 r	2.5 r	0.1	0.1 r	0.0 r	0.0 r	0.0 r	0.0 r
Finland	172	0.1	0.0 r	0.0 r	0.0 r	0.0 r	0.1 r	1.3	0.3 r	0.3 r	0.4 r	0.2 r	0.4 r
France	132	221.3	49.7 r	52.7 r	61.1 r	54.2 r	53.3 r	44.6	25.5 r	10.9 r	12.0 r	11.4 r	10.4 r
Germany	134	23.1	10.2 r	4.4 r	8.0 r	5.1 r	5.7 r	221.5	44.1 r	38.4 r	45.2 r	101.5 r	36.5 r
Greece	174	4.8	2.9 r	0.0 r	1.7 r	1.8 r	1.3 r	1.0	0.3 r	0.2 r	0.3 r	0.3 r	0.3 r
Ireland	178	5.5	0.7 r	2.3 r	0.7 r	1.4 r	1.1 r	25.3	8.0 r	5.3 r	5.0 r	8.8 r	6.2 r
Italy	136	19.6	16.0 r	4.6 r	4.4 r	6.0 r	4.6 r	132.7	66.7 r	38.3 r	32.4 r	34.7 r	27.3 r
Latvia	941	0.0	0.0 r	0.1	0.0 r	0.1 r	0.0 r	0.0 r	0.0 r
Lithuania	946	0.0	0.0 r	0.0 r	0.0 r	0.0 r	0.0 r	0.3	0.0 r	0.1 r	0.1 r	0.1 r	0.0 r
Luxembourg	137	0.0 r	0.4	0.0 r	0.1 r	0.1 r	0.0 r	0.1 r
Malta	181	0.1	1.7 r	0.0 r	0.1 r	0.3	0.4 r	0.0 r	0.1 r	0.1 r	0.1 r
Netherlands	138	118.0	32.5 r	31.1 r	36.0 r	32.0 r	18.9 r	76.6	21.4 r	34.8 r	14.4 r	13.8 r	13.5 r
Portugal	182	20.4	6.4 r	5.3 r	3.2 r	2.5 r	9.4 r	1.6	0.8 r	0.3 r	0.4 r	0.5 r	0.4 r
Slovak Republic	936	0.0	0.0 r	4.4	1.0 r	1.2 r	1.3 r	1.1 r	0.8 r
Slovenia	961	0.7	0.4 r	0.2 r	0.3 r	0.1 r	0.1 r
Spain	184	96.6	55.0 r	39.1 r	27.5 r	14.1 r	15.8 r	42.2	8.1 r	8.6 r	18.9 r	7.0 r	7.7 r
Australia	193	4.0	1.5 r	1.2 r	0.6 r	0.9 r	1.2 r	17.5	3.2 r	5.3 r	3.3 r	2.2 r	6.6 r
Canada	156	61.3	42.1 r	11.3 r	11.5 r	15.9 r	22.6 r	143.0	42.5 r	37.5 r	37.8 r	42.0 r	25.6 r
China,P.R.: Hong Kong	532	12.9	2.4 r	1.1 r	1.1 r	6.5 r	4.3 r	14.8	1.4 r	5.1 r	2.0 r	6.0 r	1.7 r
Czech Republic	935	0.0	0.0 r	2.3	0.6 r	1.0 r	0.3 r	0.4 r	0.5 r
Denmark	128	0.2	0.0 r	0.0 r	0.1 r	0.0 r	0.1 r	11.3	3.4 r	2.9 r	2.6 r	3.0 r	2.9 r
Israel	436	8.1	12.3 r	4.5 r	1.2 r	1.5 r	0.9 r
Japan	158	25.3	2.7 r	9.9 r	2.4 r	1.9 r	11.2 r	186.0	74.7 r	53.1 r	40.5 r	41.1 r	51.2 r
Korea, Republic of	542	169.9	48.7 r	60.3 r	22.2 r	39.9 r	47.5 r	113.8	35.9 r	28.8 r	25.6 r	27.0 r	32.4 r
New Zealand	196	0.2	0.0 r	0.1 r	0.0 r	0.1 r	0.1 r	33.8	8.4 r	7.9 r	9.6 r	8.9 r	7.3 r
Norway	142	55.0	75.7 r	12.3 r	12.9 r	15.6 r	14.3 r	147.8	216.0 r	38.7 r	37.4 r	36.1 r	35.5 r
San Marino	135	0.1	0.0 r	0.0 r	0.0 r	0.0 r	0.0 r	0.0	0.0 r	0.0 r	0.0 r	0.0 r	0.0 r
Singapore	576	4.3	24.4 r	0.3 r	3.9 r	0.1 r	0.0 r	1.7	0.3 r	0.4 r	0.3 r	0.2 r	0.8 r
Sweden	144	0.6	0.0 r	0.5 r	0.0 r	0.0 r	0.0 r	15.8	5.3 r	3.2 r	4.4 r	4.1 r	4.2 r
Switzerland	146	9.8	2.7 r	2.4 r	2.5 r	2.5 r	2.4 r	79.4	19.3 r	24.3 r	21.1 r	26.9 r	7.1 r
Taiwan Prov.of China	528	63.6	5.3 r	7.8 r	5.8 r	38.6 r	11.4 r	24.9	7.4 r	4.5 r	6.3 r	7.0 r	7.2 r
United Kingdom	112	92.2	37.5 r	22.9 r	13.1 r	37.1 r	19.0 r	200.4	60.6 r	66.6 r	46.3 r	47.9 r	39.7 r
United States	111	3,060.7	832.6 r	864.9 r	698.6 r	705.5 r	791.7 r	2,756.7	732.5 r	918.3 r	648.4 r	591.4 r	598.7 r
Emerg. & Dev. Economies	200	3,508.6	850.2	969.2	862.5	825.6	851.4	4,098.6	833.6	918.9	1,022.5	1,185.3	971.9
Emerg. & Dev. Asia	505	231.8	6.8	111.8	65.6	31.2	23.1	849.9	209.3	229.6	189.7	242.8	187.7
Bangladesh	513	0.0	0.0 r	0.0 r	0.0 r	0.0 r	0.0 r	1.4	0.4 r	0.4 r	0.4 r	0.4 r	0.4 r
Brunei Darussalam	516	0.1	0.0 r	0.0 r	0.0 r	0.0 r	0.0 r	0.0	0.0 r	0.0 r	0.0 r	0.0 r	0.0 r
Cambodia	522	0.3	0.1 r	0.1 r	0.1 r	0.1 r	0.1 r
China,P.R.: Mainland	924	181.1	2.3 r	79.4 r	63.8 r	25.7 r	12.2 r	500.3	133.5 r	93.3 r	120.6 r	168.8 r	117.6 r
Fiji	819	0.0	0.0 r	0.0 r	0.0 r	0.0 r	0.0 r	3.0	0.8 r	0.9 r	0.7 r	0.7 r	0.7 r
India	534	17.8	2.8 r	4.8 r	0.1 r	3.3 r	9.6 r	88.2	19.6 r	20.9 r	18.7 r	26.5 r	22.1 r
Indonesia	536	0.6	0.0 r	0.6 r	0.0 r	0.0 r	0.0 r	15.4	3.8 r	4.6 r	3.7 r	3.8 r	3.4 r
Malaysia	548	25.5	0.1 r	25.2 r	0.1 r	0.1 r	0.1 r	67.2	6.6 r	48.9 r	7.9 r	5.5 r	4.9 r
Marshall Islands	867	1.3	0.4 r	0.4 r	0.3 r	0.3 r	0.3 r
Philippines	566	0.0	0.0 r	0.0 r	0.0 r	0.0 r	0.0 r	3.1	1.2 r	0.9 r	0.7 r	0.7 r	0.7 r
Sri Lanka	524	2.1	0.8 r	0.5 r	0.5 r	0.6 r	0.5 r
Thailand	578	2.3	0.4 r	0.5 r	0.5 r	1.1 r	0.2 r	125.6	31.1 r	46.3 r	26.4 r	25.0 r	27.9 r
Tonga	866	0.6	0.2 r	0.2 r	0.1 r	0.1 r	0.1 r	0.0	0.0 r	0.0 r	0.0 r	0.0 r	0.0 r
Vanuatu	846	1.0	0.3 r	0.3 r	0.2 r	0.2 r	0.2 r
Vietnam	582	1.3	0.4 r	0.4 r	0.3 r	0.3 r	0.3 r	13.0	3.1 r	3.7 r	3.0 r	3.3 r	3.0 r
Asia n.s.	598	0.1	0.0 r	0.0 r	0.0 r	0.0 r	0.0 r	30.3	8.3 r	9.1 r	7.2 r	7.4 r	6.6 r
Europe	170	20.0	10.4	1.9	7.9	3.7	6.6	1,380.6	126.9	171.5	390.0	473.3	345.8
Emerg. & Dev. Europe	903	19.8	10.4	1.8	7.8	3.6	6.5	69.1	15.4	16.4	19.9	14.5	18.3
Albania	914	0.1	0.0 r	0.0 r	0.0 r	0.0 r	0.0 r

Trinidad and Tobago (369)

In Millions of U.S. Dollars

		Exports (FOB)						Imports (CIF)					
		2016	2015Q4	2016Q1	2016Q2	2016Q3	2016Q4	2016	2015Q4	2016Q1	2016Q2	2016Q3	2016Q4
Bulgaria	918	0.0	0.1 r	0.0 r	0.0 r	0.2	0.1 r	0.0 r	0.1 r	0.1 r	0.1 r
Croatia	960	0.7	0.1 r	0.7 r
Faroe Islands	816	0.2	0.1 r	0.1 r	0.1 r	0.1 r	0.1 r
Gibraltar	823	0.1	0.0 r	0.0 r	0.0 r	0.0 r	0.0 r
Hungary	944	0.0	0.0 r	0.0 r	0.0 r	13.5	3.3 r	2.3 r	3.2 r	2.1 r	5.9 r
Poland	964	0.0	0.0 r	0.0 r	0.0 r	0.0 r	0.0 r	13.0	2.6 r	3.4 r	3.0 r	3.2 r	3.4 r
Romania	968	0.1	0.0 r	0.1 r	0.0 r	3.0	0.4 r	1.8 r	0.7 r	0.4 r	0.2 r
Turkey	186	19.4	10.2 r	1.8 r	7.8 r	3.5 r	6.4 r	38.5	9.0 r	8.1 r	12.9 r	8.8 r	8.7 r
CIS	901	0.3	0.0	0.1	0.0	0.1	0.1	1,311.5	111.4	155.1	370.1	458.7	327.5
Belarus	913	0.1	0.0 r	0.0 r	0.0 r	0.1	0.0 r	0.0 r
Russian Federation	922	0.1	0.0 r	0.0 r	0.0 r	0.0 r	0.1 r	1,311.4	111.3 r	155.1 r	370.1 r	458.7 r	327.5 r
Ukraine	926	0.1 r
Mid East, N Africa, Pak	440	45.6	31.4	12.9	10.9	10.5	11.4	15.4	4.3	4.6	3.6	3.8	3.4
Afghanistan, I.R. of	512	0.7	0.2 r	0.2 r	0.2 r	0.2 r	0.2 r	0.0	0.0 r	0.0 r	0.0 r	0.0 r	0.0 r
Algeria	612	0.0	0.0 r	0.0 r	0.0 r	0.0 r	0.0 r	0.1	0.0 r	0.0 r	0.0 r	0.0 r	0.0 r
Bahrain, Kingdom of	419	0.1	0.0 r	0.0 r	0.0 r	0.0 r	0.0 r
Egypt	469	1.5	0.4 r	0.4 r	0.3 r	0.4 r	0.3 r
Iran, I.R. of	429	0.0	0.0 r	0.0 r	0.0 r	0.0 r	0.0 r	0.3	0.1 r	0.1 r	0.1 r	0.1 r	0.1 r
Jordan	439	0.5	0.1 r	0.1 r	0.1 r	0.1 r	0.1 r
Kuwait	443	14.6	4.2 r	4.2 r	3.5 r	3.3 r	3.7 r	0.0	0.0 r	0.0 r	0.0 r	0.0 r	0.0 r
Lebanon	446	0.1	0.1 r	0.0 r	0.1 r	0.0 r	0.0 r	0.0	0.0 r	0.0 r	0.0 r
Mauritania	682	0.7	0.2 r	0.2 r	0.2 r	0.2 r	0.2 r	0.0	0.0 r	0.0 r	0.0 r	0.0 r	0.0 r
Morocco	686	18.1 r	0.1 r
Oman	449	0.0	0.0 r	0.0 r	0.0 r	0.0 r	0.0 r	0.4	0.1 r	0.1 r	0.1 r	0.1 r	0.1 r
Pakistan	564	0.6	0.1 r	0.1 r	0.1 r	0.1 r	0.1 r	5.4	1.5 r	1.6 r	1.3 r	1.3 r	1.2 r
Qatar	453	0.0	0.0 r	0.0 r	0.0 r	0.0 r	0.0 r	0.1	0.0 r	0.0 r	0.0 r	0.0 r	0.0 r
Saudi Arabia	456	1.1	0.3 r	0.3 r	0.3 r	0.3 r	0.3 r	0.4	0.1 r	0.1 r	0.1 r	0.1 r	0.1 r
Syrian Arab Republic	463	0.1	0.0 r	0.0 r	0.0 r	0.0 r	0.0 r
Tunisia	744	0.0	0.0 r	0.0 r	0.0 r	0.0 r	0.0 r	0.2	0.0 r	0.0 r	0.0 r	0.0 r	0.0 r
United Arab Emirates	466	27.8	8.0 r	7.9 r	6.6 r	6.4 r	6.9 r	6.2	1.6 r	1.8 r	1.5 r	1.5 r	1.4 r
West Bank and Gaza	487	0.1	0.0 r	0.0 r	0.0 r	0.0 r	0.0 r
Sub-Saharan Africa	603	235.5	36.8	55.5	64.8	60.9	54.3	1,060.3	288.3	318.9	251.0	258.7	231.7
Angola	614	2.9	0.8 r	0.8 r	0.7 r	0.7 r	0.7 r	1.5	0.4 r	0.5 r	0.4 r	0.4 r	0.3 r
Benin	638	0.3	0.1 r	0.1 r	0.1 r	0.1 r	0.1 r
Comoros	632	0.1	0.0 r	0.0 r	0.0 r	0.0 r	0.0 r
Congo, Dem. Rep. of	636	0.0	0.0 r	0.0 r	0.0 r	0.0 r	0.0 r	0.1	0.0 r	0.0 r	0.0 r	0.0 r	0.0 r
Côte d'Ivoire	662	0.1	0.0 r	0.0 r	0.0 r	0.0 r	0.0 r	0.0	0.0 r	0.0 r	0.0 r	0.0 r	0.0 r
Gabon	646	0.2	0.0 r	0.0 r	0.0 r	0.0 r	0.0 r	1,026.4	280.6 r	309.1 r	243.0 r	251.4 r	222.9 r
Ghana	652	11.6	3.3 r	3.3 r	2.7 r	2.6 r	2.9 r	0.0	0.0 r	0.0 r	0.0 r	0.0 r	0.0 r
Guinea	656	0.6	0.2 r	0.2 r	0.1 r	0.2 r	0.1 r
Kenya	664	0.1	0.0 r	0.0 r	0.0 r	0.0 r	0.0 r	0.0	0.0 r	0.0 r	0.0 r	0.0 r	0.0 r
Liberia	668	18.6	5.4 r	5.3 r	4.4 r	4.3 r	4.7 r
Malawi	676	0.0 e	0.0 e	0.0 e	0.0 e	0.0 e	0.0 e	0.1	0.0 r	0.0 r	0.0 r	0.0 r	0.0 r
Mauritius	684	1.0	1.0 r	0.2 r	0.2 r	0.2 r	0.2 r	0.0	0.0 r	0.0 r	0.0 r	0.0 r	0.0 r
Mozambique	688	3.3	0.9 r	1.0 r	0.8 r	0.8 r	0.7 r
Namibia	728	0.1	0.0 r	0.0 r	0.0 r	0.0 r	0.0 r	0.0	0.0 r	0.0 r	0.0 r	0.0 r	0.0 r
Nigeria	694	0.4	0.1 r	0.1 r	0.1 r	0.1 r	0.1 r	0.1	0.0 r	0.0 r	0.0 r	0.0 r	0.0 r
Senegal	722	152.2	20.6 r	38.5 r	37.9 r	37.7 r	38.0 r	0.0	0.0 r	0.0 r	0.0 r	0.0 r	0.0 r
South Africa	199	29.0	0.6 r	2.2 r	13.8 r	10.3 r	2.7 r	27.1	5.8 r	7.7 r	6.4 r	5.7 r	7.3 r
Swaziland	734	0.1	0.0 r	0.0 r	0.0 r	0.0 r	0.0 r	0.2	0.1 r	0.1 r	0.1 r	0.1 r	0.0 r
Tanzania	738	0.0	0.0 r	0.0 r	0.0 r	0.0 r	0.0 r	0.3	0.1 r	0.1 r	0.1 r	0.1 r	0.1 r
Togo	742	18.9	4.7 r	4.7 r	4.7 r	4.7 r	4.7 r	0.0	0.0 r	0.0 r	0.0 r	0.0 r	0.0 r
Zimbabwe	698	0.1	0.0 r	0.0 r	0.0 r	0.0 r	0.0 r	0.1	0.0 r	0.0 r	0.0 r	0.0 r	0.0 r
Western Hemisphere	205	2,975.7	764.8	787.1	713.3	719.3	756.0	792.4	205.0	194.3	188.1	206.7	203.3
Anguilla	312	3.6	1.0 r	1.0 r	0.8 r	0.8 r	0.9 r	0.2	0.0 r	0.0 r	0.0 r	0.0 r	0.0 r
Antigua and Barbuda	311	42.1	8.4 r	10.0 r	9.6 r	10.3 r	12.2 r	0.3	0.1 r	0.1 r	0.1 r	0.1 r	0.1 r
Argentina	213	726.2	181.5 r	181.5 r	181.5 r	181.5 r	181.5 r	14.2	3.4 r	3.5 r	3.5 r	3.6 r	3.6 r
Aruba	314	78.2	19.6 r	19.9 r	19.4 r	19.3 r	19.5 r	0.1	0.4 r	0.0 r	0.0 r	0.0 r	0.0 r
Bahamas, The	313	20.1	5.8 r	5.7 r	4.8 r	4.6 r	5.0 r	0.0	0.0 r	0.0 r	0.0 r	0.0 r	0.0 r
Barbados	316	150.8	37.9 r	39.8 r	35.2 r	35.6 r	40.2 r	35.4	9.7 r	10.7 r	8.4 r	8.7 r	7.7 r

Trinidad and Tobago (369)

In Millions of U.S. Dollars

		Exports (FOB)						Imports (CIF)					
		2016	2015Q4	2016Q1	2016Q2	2016Q3	2016Q4	2016	2015Q4	2016Q1	2016Q2	2016Q3	2016Q4
Belize	339	7.2	2.3 r	2.2 r	1.7 r	1.6 r	1.7 r	12.0	3.1 r	3.5 r	2.8 r	3.0 r	2.7 r
Bermuda	319	1.2	0.4 r	0.4 r	0.3 r	0.3 r	0.3 r	0.1	0.0 r	0.0 r	0.0 r	0.0 r	0.0 r
Bolivia	218	31.7	0.0 r	3.5 r	9.4 r	9.0 r	9.9 r	0.1 r
Brazil	223	69.1	32.9 r	16.8 r	20.3 r	20.9 r	11.0 r	203.3	55.6 r	36.1 r	45.8 r	51.4 r	70.0 r
Chile	228	261.0	59.3 r	64.2 r	63.4 r	66.5 r	66.9 r	18.3	6.5 r	3.1 r	7.0 r	4.6 r	3.6 r
Colombia	233	288.5	62.4 r	82.0 r	68.4 r	66.0 r	72.0 r	120.3	21.8 r	31.2 r	27.6 r	31.4 r	30.0 r
Costa Rica	238	50.8	14.7 r	14.4 r	12.0 r	11.6 r	12.7 r	44.4	12.4 r	13.5 r	10.5 r	10.8 r	9.6 r
Curacao	354	5.3	1.5 r	1.5 r	1.3 r	1.2 r	1.3 r	1.6	0.4 r	0.5 r	0.4 r	0.4 r	0.3 r
Dominica	321	13.0	3.5 r	3.6 r	3.1 r	3.0 r	3.4 r	3.5	0.8 r	1.0 r	0.8 r	0.9 r	0.8 r
Dominican Republic	243	110.9	32.6 r	31.9 r	26.4 r	25.2 r	27.4 r	30.0	7.9 r	8.9 r	7.1 r	7.4 r	6.6 r
Ecuador	248	7.5	1.7 r	2.1 r	1.8 r	1.7 r	1.9 r	2.6	1.1 r	0.8 r	0.6 r	0.6 r	0.6 r
El Salvador	253	1.6	0.2 r	0.5 r	1.0 r	0.0 r	0.0 r	4.1	0.7 r	0.9 r	1.0 r	0.6 r	1.6 r
Grenada	328	35.8	10.6 r	10.3 r	8.5 r	8.1 r	8.8 r	1.1	0.3 r	0.3 r	0.3 r	0.3 r	0.2 r
Guatemala	258	1.9	0.5 r	0.5 r	0.4 r	0.4 r	0.5 r	23.5	6.4 r	7.1 r	5.6 r	5.8 r	5.1 r
Guyana	336	152.8	42.8 r	42.7 r	36.1 r	35.2 r	38.7 r	28.6	7.9 r	8.6 r	6.8 r	7.0 r	6.2 r
Haiti	263	21.2	6.1 r	6.0 r	5.0 r	4.8 r	5.3 r	0.1	0.0 r	0.0 r	0.0 r	0.0 r	0.0 r
Honduras	268	0.7	0.3 r	0.2 r	0.2 r	0.2 r	0.2 r	3.4	1.4 r	1.0 r	0.8 r	0.8 r	0.7 r
Jamaica	343	240.8	62.8 r	64.8 r	56.5 r	56.3 r	63.2 r	17.7	5.0 r	5.4 r	4.2 r	4.3 r	3.8 r
Mexico	273	107.2	14.3 r	27.9 r	17.3 r	29.1 r	33.0 r	128.2	31.5 r	26.7 r	31.3 r	41.0 r	29.2 r
Montserrat	351	1.5	0.5 r	0.5 r	0.4 r	0.3 r	0.3 r	0.1	0.0 r	0.0 r	0.0 r	0.0 r	0.0 r
Nicaragua	278	0.1	0.0 r	0.0 r	0.0 r	0.0 r	0.0 r	1.0	0.3 r	0.3 r	0.2 r	0.3 r	0.2 r
Panama	283	13.7	12.1 r	4.4 r	2.7 r	3.0 r	3.6 r	15.7	4.1 r	5.5 r	3.5 r	3.6 r	3.1 r
Paraguay	288	0.6	0.2 r	0.2 r	0.1 r	0.1 r	0.1 r
Peru	293	284.8	82.2 r	81.0 r	67.6 r	65.2 r	71.1 r	15.3	4.2 r	4.6 r	3.6 r	3.7 r	3.3 r
Sint Maarten	352	12.3	3.5 r	3.5 r	2.9 r	2.8 r	3.1 r	0.0	0.0 r	0.0 r	0.0 r	0.0 r	0.0 r
St. Kitts and Nevis	361	15.3	4.6 r	4.5 r	3.7 r	3.5 r	3.7 r	1.8	0.5 r	0.5 r	0.4 r	0.4 r	0.4 r
St. Lucia	362	44.8	11.4 r	11.9 r	10.5 r	10.5 r	11.9 r	12.1	3.3 r	3.7 r	2.9 r	3.0 r	2.6 r
St. Vincent & Grens.	364	26.6	5.6 r	6.4 r	6.1 r	6.5 r	7.6 r	3.0	0.7 r	0.8 r	0.7 r	0.8 r	0.7 r
Suriname	366	112.2	31.4 r	31.4 r	26.5 r	25.8 r	28.4 r	20.4	6.8 r	6.9 r	5.0 r	4.7 r	3.9 r
Uruguay	298	13.8	3.8 r	4.2 r	3.3 r	3.4 r	3.0 r
Venezuela, Rep. Bol.	299	29.7	8.6 r	8.5 r	7.1 r	6.8 r	7.4 r	1.4	0.4 r	0.4 r	0.3 r	0.3 r	0.3 r
Western Hem. n.s.	399	5.3	1.5 r	1.5 r	1.2 r	1.2 r	1.3 r	14.2	3.9 r	4.3 r	3.4 r	3.5 r	3.1 r
Other Countries n.i.e	910	27.5	7.9	7.8	6.5	6.3	6.9	9.9	2.7	3.0	2.3	2.4	2.2
Cuba	928	5.9	1.7 r	1.7 r	1.4 r	1.4 r	1.5 r	7.9	2.2 r	2.4 r	1.9 r	1.9 r	1.7 r
Korea, Dem. People's Rep.	954	21.5	6.2 r	6.1 r	5.1 r	4.9 r	5.4 r	1.9	0.5 r	0.6 r	0.5 r	0.5 r	0.4 r
Special Categories	899	33.5	9.7 r	9.5 r	7.9 r	7.7 r	8.4 r
Countries & Areas n.s.	898	0.5	0.1 r	0.1 r	0.1 r	0.1 r	0.1 r	0.0	0.0 r	0.0 r	0.0 r	0.0 r	0.0 r
Memorandum Items													
Africa	605	236.2	55.2	55.7	65.0	61.0	54.5	1,060.6	288.4	319.0	251.0	258.8	231.8
Middle East	405	43.7	12.7	12.4	10.4	10.0	10.9	9.7	2.6	2.8	2.3	2.4	2.2
European Union	998	704.9	273.3	191.6	179.4	178.0	155.9	866.1	269.5	232.0	208.2	255.7	170.2
Export earnings: fuel	080	404.8	86.3	109.5	97.9	94.4	103.0	2,471.3	417.8	499.4	643.8	744.8	583.3
Export earnings: nonfuel	092	7,337.3	2,093.1	2,040.5	1,720.1	1,750.5	1,826.3	6,000.4	1,835.4	1,774.7	1,415.9	1,483.3	1,326.5

Tunisia (744)

In Millions of U.S. Dollars

		Exports (FOB)						Imports (CIF)					
		2016	2015Q4	2016Q1	2016Q2	2016Q3	2016Q4	2016	2015Q4	2016Q1	2016Q2	2016Q3	2016Q4
IFS World		13,483.1	3,618.8	3,455.0	3,490.2	2,944.3	3,593.7	19,455.7	5,002.4	4,662.7	5,223.2	4,526.3	5,043.6
World	001	12,898.6	3,457.6	3,303.7	3,336.3	2,825.8	3,432.8	19,455.8	5,045.9	4,691.8	5,213.6	4,534.1	5,016.2
Advanced Economies	110	10,316.5	2,769.9	2,644.2	2,670.3	2,253.9	2,748.2	11,910.4	3,089.2	2,868.8	3,201.8	2,766.0	3,073.8
Euro Area	163	9,151.5	2,474.7	2,354.7	2,371.2	1,996.2	2,429.4	9,873.2	2,560.3	2,378.0	2,654.1	2,293.0	2,548.1
Austria	122	66.9	18.9 r	17.7 r	17.5 r	14.4 r	17.3 r	81.6	19.6 r	18.8 r	21.7 r	19.2 r	21.8 r
Belgium	124	247.3	65.2 r	62.8 r	63.8 r	54.2 r	66.4 r	257.2	63.0 r	60.1 r	68.5 r	60.4 r	68.2 r
Cyprus	423	1.0	0.3 r	0.2 r	0.2 r	0.2 r	0.3 r	1.4	0.4 r	0.3 r	0.3 r	0.3 r	0.3 r
Estonia	939	2.9	0.7 r	0.7 r	0.7 r	0.7 r	0.7 r	4.9	1.3 r	1.2 r	1.2 r	1.2 r	1.2 r
Finland	172	2.4	0.7 r	0.6 r	0.6 r	0.5 r	0.7 r	63.6	16.0 r	15.0 r	17.0 r	14.9 r	16.7 r
France	132	3,884.7	1,059.5 r	1,004.2 r	1,007.9 r	845.4 r	1,027.2 r	3,491.7	910.6 r	843.9 r	939.7 r	809.8 r	898.4 r
Germany	134	1,379.6	377.6 r	357.3 r	358.1 r	300.0 r	364.2 r	1,420.1	368.9 r	342.3 r	381.9 r	329.6 r	366.2 r
Greece	174	18.5	5.4 r	5.0 r	4.9 r	4.0 r	4.8 r	118.3	28.5 r	27.3 r	31.4 r	27.9 r	31.7 r
Ireland	178	4.6	1.1 r	1.1 r	1.2 r	1.0 r	1.3 r	48.6	12.9 r	11.8 r	13.1 r	11.2 r	12.4 r
Italy	136	2,484.5	662.1 r	634.0 r	642.4 r	543.4 r	664.7 r	2,887.3	747.1 r	694.4 r	775.9 r	670.9 r	746.2 r
Latvia	941	0.4	0.1 r	0.1 r	0.1 r	0.1 r	0.1 r	10.0	2.7 r	2.5 r	2.5 r	2.5 r	2.5 r
Lithuania	946	2.3	0.6 r	0.6 r	0.6 r	0.6 r	0.6 r	2.0	0.4 r	0.4 r	0.5 r	0.5 r	0.6 r
Luxembourg	137	0.2	0.1 r	0.1 r	0.1 r	0.0 r	0.1 r	7.3	2.0 r	1.8 r	2.0 r	1.7 r	1.8 r
Malta	181	18.7	5.5 r	5.0 r	4.9 r	4.0 r	4.8 r	214.8	60.9 r	54.4 r	58.6 r	48.9 r	52.8 r
Netherlands	138	270.6	59.0 r	62.1 r	68.1 r	61.4 r	78.9 r	211.1	55.3 r	51.1 r	56.8 r	48.9 r	54.2 r
Portugal	182	66.9	19.5 r	18.0 r	17.5 r	14.4 r	17.1 r	153.2	39.5 r	36.8 r	41.2 r	35.6 r	39.6 r
Slovak Republic	936	26.0	6.8 r	6.5 r	6.5 r	6.5 r	6.5 r	53.5	14.1 r	13.0 r	14.4 r	12.4 r	13.7 r
Slovenia	961	1.4	0.4 r	0.3 r	0.3 r	0.3 r	0.4 r	15.4	3.9 r	3.7 r	4.1 r	3.6 r	4.0 r
Spain	184	672.6	191.5 r	178.4 r	175.7 r	144.9 r	173.6 r	831.4	213.2 r	199.1 r	223.1 r	193.5 r	215.7 r
Australia	193	7.5	2.0 r	1.9 r	1.9 r	1.9 r	1.9 r	6.6	1.8 r	1.6 r	1.8 r	1.5 r	1.7 r
Canada	156	22.3	6.6 r	6.1 r	5.9 r	4.8 r	5.6 r	141.8	41.2 r	36.4 r	38.8 r	32.1 r	34.4 r
China,P.R.: Hong Kong	532	21.5	5.7 r	5.5 r	5.5 r	4.7 r	5.8 r	22.7	5.9 r	5.5 r	6.1 r	5.3 r	5.9 r
China,P.R.: Macao	546	0.0	0.0 r	0.0 r	0.0 r	0.0 r	0.0 r	0.1	0.0 r	0.0 r	0.0 r	0.0 r	0.0 r
Czech Republic	935	55.2	15.2 r	14.3 r	14.3 r	12.0 r	14.6 r	67.2	18.2 r	16.6 r	18.2 r	15.5 r	17.0 r
Denmark	128	17.4	5.2 r	4.7 r	4.6 r	3.7 r	4.4 r	44.6	11.9 r	10.9 r	12.0 r	10.3 r	11.3 r
Iceland	176	1.0	0.3 r	0.3 r	0.3 r	0.3 r	0.3 r	0.9	0.2 r	0.2 r	0.2 r	0.2 r	0.2 r
Israel	436	0.1	0.0 r	0.0 r	0.0 r	0.0 r	0.0 r
Japan	158	31.0	7.0 r	7.3 r	7.8 r	7.0 r	8.9 r	222.4	57.2 r	53.3 r	59.7 r	51.7 r	57.6 r
Korea, Republic of	542	4.7	1.2 r	1.2 r	1.2 r	1.1 r	1.2 r	176.4	43.7 r	41.4 r	47.1 r	41.4 r	46.6 r
New Zealand	196	0.5	0.1 r	0.1 r	0.1 r	0.1 r	0.1 r	6.3	1.6 r	1.5 r	1.7 r	1.5 r	1.6 r
Norway	142	5.7	1.6 r	1.5 r	1.5 r	1.2 r	1.5 r	5.7	1.4 r	1.3 r	1.5 r	1.3 r	1.5 r
Singapore	576	16.0	5.4 r	4.7 r	4.3 r	3.3 r	3.7 r	22.2	6.0 r	5.5 r	6.0 r	5.1 r	5.6 r
Sweden	144	16.3	3.5 r	3.7 r	4.1 r	3.7 r	4.8 r	106.1	26.6 r	25.1 r	28.4 r	24.8 r	27.8 r
Switzerland	146	193.4	36.0 r	41.4 r	47.9 r	44.9 r	59.2 r	188.2	48.5 r	45.1 r	50.5 r	43.8 r	48.8 r
Taiwan Prov.of China	528	1.0	0.2 r	0.2 r	0.2 r	0.2 r	0.3 r	143.3	36.1 r	34.0 r	38.3 r	33.5 r	37.5 r
United Kingdom	112	430.9	105.6 r	104.9 r	110.1 r	95.9 r	120.0 r	278.8	72.7 r	67.4 r	75.0 r	64.7 r	71.8 r
United States	111	340.6	99.5 r	91.8 r	89.4 r	72.9 r	86.6 r	603.9	155.7 r	145.0 r	162.2 r	140.4 r	156.2 r
Emerg. & Dev. Economies	200	2,579.9	687.2	659.0	665.4	571.4	684.1	7,148.4	1,852.5	1,725.7	1,909.2	1,672.0	1,841.5
Emerg. & Dev. Asia	505	257.8	67.1	64.9	66.4	56.8	69.7	2,312.5	615.8	566.9	621.9	536.4	587.4
Bangladesh	513	106.1	26.7 r	26.2 r	27.2 r	23.5 r	29.2 r	9.3	2.4 r	2.2 r	2.5 r	2.1 r	2.4 r
Brunei Darussalam	516	0.0	0.0 r	0.0 r	0.0 r	0.0 r	0.0 r	0.4	0.1 r	0.1 r	0.1 r	0.1 r	0.1 r
Cambodia	522	1.3	0.3 r	0.3 r	0.3 r	0.3 r	0.3 r
China,P.R.: Mainland	924	27.1	7.3 r	6.9 r	7.0 r	5.9 r	7.2 r	1,559.1	421.9 r	384.3 r	422.0 r	358.9 r	394.0 r
F.T. French Polynesia	887	0.2	0.1 r	0.1 r	0.1 r	0.1 r	0.1 r	0.0	0.0 r	0.0 r	0.0 r	0.0 r	0.0 r
F.T. New Caledonia	839	0.1	0.0 r	0.0 r	0.0 r	0.0 r	0.0 r	0.0	0.0 r	0.0 r	0.0 r	0.0 r	0.0 r
India	534	90.7	23.9 r	22.9 r	23.4 r	19.9 r	24.5 r	237.6	61.0 r	56.9 r	63.8 r	55.3 r	61.6 r
Indonesia	536	13.2	3.6 r	3.4 r	3.4 r	2.9 r	3.5 r	65.4	15.8 r	15.1 r	17.4 r	15.4 r	17.5 r
Malaysia	548	16.0	4.4 r	4.2 r	4.2 r	3.5 r	4.2 r	59.7	15.2 r	14.3 r	16.0 r	13.9 r	15.5 r
Maldives	556	0.2	0.0 r	0.0 r	0.0 r	0.0 r	0.0 r	0.1	0.0 r	0.0 r	0.0 r	0.0 r	0.0 r
Myanmar	518	0.1	0.0 r	0.0 r	0.0 r	0.0 r	0.0 r
Philippines	566	0.1	0.0 r	0.0 r	0.0 r	0.0 r	0.0 r	12.4	3.3 r	3.1 r	3.4 r	2.9 r	3.2 r
Sri Lanka	524	0.2	0.0 r	0.0 r	0.0 r	0.0 r	0.0 r	0.9	0.2 r	0.2 r	0.2 r	0.2 r	0.2 r
Thailand	578	2.1	0.5 r	0.5 r	0.5 r	0.5 r	0.5 r	146.8	37.7 r	35.2 r	39.4 r	34.1 r	38.0 r
Vietnam	582	1.7	0.4 r	0.4 r	0.4 r	0.4 r	0.4 r	80.9	23.1 r	20.5 r	22.1 r	18.4 r	19.9 r
Asia n.s.	598	0.1	0.0 r	0.0 r	0.0 r	0.0 r	0.0 r	138.5	34.6 r	34.6 r	34.6 r	34.6 r	34.6 r

Tunisia (744)

In Millions of U.S. Dollars

		Exports (FOB)						Imports (CIF)					
		2016	2015Q4	2016Q1	2016Q2	2016Q3	2016Q4	2016	2015Q4	2016Q1	2016Q2	2016Q3	2016Q4
Europe	170	457.8	120.0	116.2	117.3	104.0	120.4	2,646.5	701.3	646.5	707.3	618.2	674.5
Emerg. & Dev. Europe	903	443.3	116.7	112.9	113.6	100.6	116.2	1,265.8	335.5	309.0	341.0	293.1	322.8
Albania	914	11.1	3.0 r	2.8 r	2.9 r	2.4 r	3.0 r	0.7	0.2 r	0.2 r	0.2 r	0.2 r	0.2 r
Bosnia and Herzegovina	963	0.9	0.2 r	0.2 r	0.2 r	0.2 r	0.2 r	0.3	0.1 r	0.1 r	0.1 r	0.1 r	0.1 r
Bulgaria	918	11.4	2.9 r	2.8 r	2.9 r	2.5 r	3.1 r	134.7	34.1 r	32.1 r	36.1 r	31.4 r	35.1 r
Croatia	960	1.6	0.4 r	0.4 r	0.4 r	0.3 r	0.4 r	5.5	1.4 r	1.3 r	1.5 r	1.3 r	1.4 r
Gibraltar	823	0.1	0.0 r	0.0 r	0.0 r	0.0 r	0.0 r	0.0	0.0 r	0.0 r	0.0 r	0.0 r	0.0 r
Hungary	944	43.0	12.2 r	11.3 r	11.2 r	9.3 r	11.2 r	104.1	29.0 r	26.1 r	28.3 r	23.8 r	25.9 r
Macedonia, FYR	962	3.0	0.8 r	0.8 r	0.8 r	0.8 r	0.8 r	7.1	1.8 r	1.8 r	1.8 r	1.8 r	1.8 r
Montenegro	943	1.2 e	0.2 e	0.4 e	0.2 e	0.4 e	0.3 e
Poland	964	143.4	41.8 r	38.4 r	37.6 r	30.8 r	36.6 r	108.2	29.5 r	26.8 r	29.3 r	24.9 r	27.2 r
Romania	968	112.4	27.7 r	27.9 r	28.0 r	28.2 r	28.3 r	141.1	39.8 r	35.6 r	38.4 r	32.2 r	34.9 r
Serbia, Republic of	942	0.4	0.1 r	0.1 r	0.1 r	0.1 r	0.1 r	23.5	5.3 r	5.5 r	5.8 r	6.0 r	6.2 r
Turkey	186	114.8	27.5 r	27.7 r	29.3 r	25.6 r	32.2 r	740.7	194.5 r	179.6 r	199.5 r	171.6 r	190.1 r
CIS	901	14.6	3.3	3.3	3.7	3.4	4.2	1,380.7	365.8	337.6	366.4	325.1	351.7
Armenia	911	0.1	0.0 r	0.0 r	0.0 r	0.0 r	0.0 r	0.0	0.0 r	0.0 r	0.0 r	0.0 r	0.0 r
Azerbaijan, Rep. of	912	0.9	0.2 r	0.2 r	0.2 r	0.2 r	0.2 r	283.3	75.6 r	70.8 r	70.8 r	70.8 r	70.8 r
Belarus	913	0.0	0.0 r	0.0 r	0.0 r	0.0 r	0.0 r	13.8	3.7 r	3.5 r	3.5 r	3.5 r	3.5 r
Georgia	915	0.1	0.0 r	0.0 r	0.0 r	0.0 r	0.0 r	0.2	0.1 r	0.1 r	0.1 r	0.1 r	0.1 r
Kazakhstan	916	0.4	0.1 r	0.1 r	0.1 r	0.1 r	0.1 r	12.3	3.3 r	3.0 r	3.3 r	2.9 r	3.2 r
Kyrgyz Republic	917	0.9	0.2 r	0.2 r	0.2 r	0.2 r	0.2 r
Moldova	921	0.0	0.0 r	0.0 r	0.0 r	0.0 r	0.0 r	0.1	0.0 r	0.0 r	0.0 r	0.0 r	0.0 r
Russian Federation	922	12.5	2.7 r	2.8 r	3.1 r	2.8 r	3.7 r	732.8	192.4 r	177.4 r	197.3 r	169.9 r	188.3 r
Turkmenistan	925	0.1 r
Ukraine	926	0.7	0.2 r	0.2 r	0.2 r	0.2 r	0.2 r	337.0	90.4 r	82.6 r	91.1 r	77.7 r	85.6 r
Uzbekistan	927	0.2	0.1 r	0.1 r	0.1 r	0.0 r	0.1 r
Mid East, N Africa, Pak	440	1,481.5	399.7	380.8	383.6	324.0	393.2	1,554.6	375.7	359.9	413.2	366.3	415.1
Algeria	612	507.9	142.0 r	133.1 r	132.2 r	110.0 r	132.6 r	791.2	176.3 r	175.3 r	207.8 r	189.2 r	218.8 r
Bahrain, Kingdom of	419	0.8	0.2 r	0.2 r	0.2 r	0.2 r	0.2 r	5.8	1.3 r	1.3 r	1.5 r	1.4 r	1.6 r
Djibouti	611	0.3	0.1 r	0.1 r	0.1 r	0.1 r	0.1 r	0.0	0.0 r	0.0 r	0.0 r	0.0 r	0.0 r
Egypt	469	65.6	18.0 r	17.0 r	17.0 r	14.3 r	17.3 r	155.8	38.2 r	36.4 r	41.5 r	36.6 r	41.3 r
Iran, I.R. of	429	1.2	0.3 r	0.3 r	0.3 r	0.3 r	0.3 r	4.5	1.2 r	1.1 r	1.2 r	1.1 r	1.1 r
Iraq	433	6.5	1.7 r	1.6 r	1.6 r	1.6 r	1.6 r	0.0	0.0 r	0.0 r	0.0 r	0.0 r	0.0 r
Jordan	439	9.1	2.5 r	2.4 r	2.4 r	2.0 r	2.4 r	22.1	6.1 r	5.5 r	6.0 r	5.1 r	5.5 r
Kuwait	443	7.0	1.8 r	1.7 r	1.7 r	1.7 r	1.8 r	19.6	5.2 r	4.8 r	5.3 r	4.5 r	5.0 r
Lebanon	446	25.4	8.0 r	7.1 r	6.7 r	5.4 r	6.2 r	15.5	4.5 r	4.0 r	4.3 r	3.5 r	3.7 r
Libya	672	548.5	141.9 r	137.9 r	141.3 r	120.6 r	148.7 r	18.7	4.8 r	4.5 r	5.0 r	4.4 r	4.9 r
Mauritania	682	21.7	5.6 r	5.4 r	5.6 r	4.8 r	5.9 r	1.9	0.6 r	0.5 r	0.5 r	0.4 r	0.5 r
Morocco	686	169.7	47.5 r	44.5 r	44.2 r	36.7 r	44.2 r	114.1	31.9 r	28.6 r	31.1 r	26.1 r	28.3 r
Oman	449	4.8	1.3 r	1.2 r	1.2 r	1.2 r	1.2 r	7.3	1.8 r	1.7 r	2.0 r	1.7 r	1.9 r
Pakistan	564	7.4	1.9 r	1.9 r	1.9 r	1.9 r	1.9 r	25.6	6.3 r	6.0 r	6.8 r	6.0 r	6.8 r
Qatar	453	8.9	2.9 r	2.6 r	2.4 r	1.9 r	2.1 r	16.3	4.5 r	4.0 r	4.4 r	3.7 r	4.1 r
Saudi Arabia	456	23.3	5.6 r	5.6 r	5.9 r	5.2 r	6.5 r	225.7	59.5 r	54.9 r	60.8 r	52.2 r	57.8 r
Somalia	726	0.1	0.0 r	0.0 r	0.0 r	0.0 r	0.0 r	1.8	0.5 r	0.5 r	0.5 r	0.5 r	0.5 r
Sudan	732	5.3	1.3 r	1.3 r	1.3 r	1.3 r	1.3 r	15.9	4.2 r	3.9 r	4.3 r	3.7 r	4.1 r
Syrian Arab Republic	463	6.6	1.4 r	1.5 r	1.6 r	1.5 r	1.9 r	1.4	0.4 r	0.3 r	0.4 r	0.3 r	0.4 r
United Arab Emirates	466	59.1	15.2 r	14.7 r	15.2 r	13.0 r	16.2 r	111.3	28.7 r	26.7 r	29.9 r	25.9 r	28.8 r
Yemen, Republic of	474	2.4	0.5 r	0.6 r	0.6 r	0.5 r	0.7 r	0.0	0.0 r	0.0 r	0.0 r	0.0 r	0.0 r
Sub-Saharan Africa	603	320.9	85.7	82.3	82.6	72.2	83.9	87.0	22.4	21.5	22.3	21.2	22.0
Angola	614	7.5	1.8 r	1.8 r	1.9 r	1.7 r	2.1 r	0.0	0.0 r	0.0 r	0.0 r	0.0 r	0.0 r
Benin	638	10.0	2.6 r	2.5 r	2.6 r	2.2 r	2.7 r	1.0	0.2 r	0.2 r	0.2 r	0.2 r	0.2 r
Botswana	616	0.1	0.0 r	0.0 r	0.0 r	0.0 r	0.0 r	0.0	0.0 r	0.0 r	0.0 r	0.0 r	0.0 r
Burkina Faso	748	10.3	2.4 r	2.4 r	2.6 r	2.3 r	3.0 r	0.1	0.0 r	0.0 r	0.0 r	0.0 r	0.0 r
Burundi	618	0.3	0.1 r	0.1 r	0.1 r	0.1 r	0.1 r
Cabo Verde	624	0.2	0.0 r	0.0 r	0.0 r	0.0 r	0.0 r	0.0	0.0 r	0.0 r	0.0 r	0.0 r	0.0 r
Cameroon	622	22.9	6.5 r	6.1 r	6.0 r	4.9 r	5.9 r	6.8	2.2 r	1.9 r	1.9 r	1.5 r	1.6 r
Central African Rep.	626	0.4	0.1 r	0.1 r	0.1 r	0.1 r	0.1 r
Chad	628	4.6	1.3 r	1.2 r	1.2 r	1.0 r	1.2 r
Comoros	632	0.4	0.1 r	0.1 r	0.1 r	0.1 r	0.1 r	0.1	0.0 r	0.0 r	0.0 r	0.0 r	0.0 r
Congo, Republic of	634	14.9	4.2 r	3.9 r	3.9 r	3.2 r	3.9 r	1.4	0.4 r	0.4 r	0.4 r	0.4 r	0.4 r

Tunisia (744)

In Millions of U.S. Dollars

		Exports (FOB)						Imports (CIF)					
		2016	2015Q4	2016Q1	2016Q2	2016Q3	2016Q4	2016	2015Q4	2016Q1	2016Q2	2016Q3	2016Q4
Côte d'Ivoire	662	32.9	9.0 r	8.5 r	8.5 r	7.2 r	8.7 r	6.5	1.7 r	1.6 r	1.8 r	1.5 r	1.7 r
Equatorial Guinea	642	2.6	0.7 r	0.6 r	0.6 r	0.6 r	0.6 r	0.4	0.1 r	0.1 r	0.1 r	0.1 r	0.1 r
Ethiopia	644	56.7	14.2 r	14.2 r	14.2 r	14.2 r	14.2 r	2.2	0.7 r	0.6 r	0.6 r	0.5 r	0.5 r
Gabon	646	19.8	5.3 r	5.1 r	5.1 r	4.3 r	5.3 r	1.1	0.3 r	0.3 r	0.3 r	0.2 r	0.3 r
Gambia, The	648	2.0	0.6 r	0.5 r	0.5 r	0.4 r	0.5 r	0.0	0.0 r	0.0 r	0.0 r	0.0 r	0.0 r
Ghana	652	14.7	4.1 r	3.9 r	3.8 r	3.2 r	3.8 r	16.1	4.3 r	4.0 r	4.0 r	4.0 r	4.0 r
Guinea	656	9.8	3.1 r	2.8 r	2.6 r	2.1 r	2.4 r	0.1	0.0 r	0.0 r	0.0 r	0.0 r	0.0 r
Guinea-Bissau	654	0.1	0.0 r	0.0 r	0.0 r	0.0 r	0.0 r	0.0	0.0 r	0.0 r	0.0 r	0.0 r	0.0 r
Kenya	664	1.0	0.2 r	0.2 r	0.2 r	0.2 r	0.2 r	0.3	0.1 r	0.1 r	0.1 r	0.1 r	0.1 r
Liberia	668	1.3	0.3 r	0.3 r	0.3 r	0.3 r	0.3 r	0.0	0.0 r	0.0 r	0.0 r	0.0 r	0.0 r
Madagascar	674	2.2	0.6 r	0.6 r	0.6 r	0.5 r	0.6 r	0.2	0.1 r	0.1 r	0.1 r	0.1 r	0.1 r
Malawi	676	2.5	0.6 r	0.6 r	0.7 r	0.6 r	0.6 r
Mali	678	6.0	1.6 r	1.5 r	1.6 r	1.3 r	1.6 r	0.2	0.0 r	0.0 r	0.0 r	0.0 r	0.0 r
Mauritius	684	1.9	0.5 r	0.5 r	0.5 r	0.5 r	0.5 r	0.4	0.1 r	0.1 r	0.1 r	0.1 r	0.1 r
Mozambique	688	0.1	0.0 r	0.0 r	0.0 r	0.0 r	0.0 r	0.1	0.0 r	0.0 r	0.0 r	0.0 r	0.0 r
Namibia	728	0.2	0.1 r	0.1 r	0.1 r	0.1 r	0.1 r	1.1	0.3 r	0.3 r	0.3 r	0.3 r	0.3 r
Niger	692	10.4	2.7 r	2.6 r	2.7 r	2.3 r	2.8 r	0.2	0.1 r	0.1 r	0.1 r	0.1 r	0.1 r
Nigeria	694	16.4	3.9 r	3.9 r	4.2 r	3.7 r	4.6 r	29.5	7.4 r	7.4 r	7.4 r	7.4 r	7.4 r
Rwanda	714	0.9	0.2 r	0.2 r	0.2 r	0.2 r	0.2 r	0.0	0.0 r	0.0 r	0.0 r	0.0 r	0.0 r
Senegal	722	46.5	13.4 r	12.4 r	12.2 r	10.0 r	11.9 r	0.2	0.0 r	0.0 r	0.0 r	0.0 r	0.0 r
Seychelles	718	8.0	2.0 r	2.0 r	2.0 r	2.0 r	2.0 r	0.6	0.1 r	0.1 r	0.2 r	0.1 r	0.1 r
Sierra Leone	724	1.8	0.5 r	0.5 r	0.5 r	0.4 r	0.5 r	0.3	0.1 r	0.1 r	0.1 r	0.1 r	0.1 r
South Africa	199	8.4	2.3 r	2.2 r	2.2 r	1.8 r	2.2 r	11.6	2.5 r	2.5 r	3.0 r	2.8 r	3.2 r
Swaziland	734	0.1	0.0 r	0.0 r	0.0 r	0.0 r	0.0 r	0.1	0.0 r	0.0 r	0.0 r	0.0 r	0.0 r
Tanzania	738	0.3	0.1 r	0.1 r	0.1 r	0.1 r	0.1 r	1.4	0.3 r	0.3 r	0.3 r	0.3 r	0.3 r
Togo	742	5.1	1.2 r	1.2 r	1.3 r	1.1 r	1.4 r	0.3	0.1 r	0.1 r	0.1 r	0.1 r	0.1 r
Uganda	746	0.1	0.0 r	0.0 r	0.0 r	0.0 r	0.0 r	0.0	0.0 r	0.0 r	0.0 r	0.0 r	0.0 r
Zambia	754	0.0	0.0 r	0.0 r	0.0 r	0.0 r	0.0 r	0.2	0.0 r	0.0 r	0.0 r	0.0 r	0.0 r
Zimbabwe	698	2.3	0.6 r	0.6 r	0.6 r	0.6 r	0.6 r
Western Hemisphere	205	61.7	14.7	14.9	15.6	14.3	16.9	547.7	137.3	130.8	144.5	129.9	142.5
Antigua and Barbuda	311	0.0	0.0 r	0.0 r	0.0 r	0.0 r	0.0 r	0.3	0.1 r	0.1 r	0.1 r	0.1 r	0.1 r
Argentina	213	0.3	0.1 r	0.1 r	0.1 r	0.1 r	0.1 r	102.7	19.2 r	21.0 r	26.4 r	25.2 r	30.1 r
Bahamas, The	313	0.9	0.2 r	0.2 r	0.2 r	0.2 r	0.2 r	0.0	0.0 r	0.0 r	0.0 r	0.0 r	0.0 r
Belize	339	0.1	0.0 r	0.0 r	0.0 r	0.0 r	0.0 r
Bolivia	218	0.1	0.0 r	0.0 r	0.0 r	0.0 r	0.0 r	0.0	0.0 r	0.0 r	0.0 r	0.0 r	0.0 r
Brazil	223	41.6	9.5 r	9.8 r	10.6 r	9.4 r	11.9 r	290.6	79.6 r	72.2 r	78.8 r	66.7 r	72.9 r
Chile	228	0.2	0.0 r	0.0 r	0.0 r	0.0 r	0.0 r	6.6	1.7 r	1.6 r	1.7 r	1.6 r	1.7 r
Colombia	233	0.0	0.0 r	0.0 r	0.0 r	0.0 r	0.0 r	1.3	0.3 r	0.3 r	0.4 r	0.3 r	0.3 r
Costa Rica	238	1.0	0.3 r	0.2 r	0.3 r	0.2 r	0.2 r
Dominican Republic	243	0.8	0.2 r	0.2 r	0.2 r	0.2 r	0.2 r	0.6	0.2 r	0.1 r	0.1 r	0.1 r	0.1 r
Ecuador	248	0.1	0.0 r	0.0 r	0.0 r	0.0 r	0.0 r	14.0	3.5 r	3.5 r	3.5 r	3.5 r	3.5 r
El Salvador	253	0.0	0.0 r	0.0 r	0.0 r	0.0 r	0.0 r	0.8	0.2 r	0.2 r	0.2 r	0.2 r	0.2 r
Guatemala	258	0.0	0.0 r	0.0 r	0.0 r	0.0 r	0.0 r	26.9	7.2 r	6.7 r	6.7 r	6.7 r	6.7 r
Guyana	336	0.2	0.1 r	0.1 r	0.1 r	0.0 r	0.1 r
Honduras	268	2.4	0.6 r	0.6 r	0.6 r	0.6 r	0.6 r	0.2	0.0 r	0.0 r	0.0 r	0.0 r	0.0 r
Mexico	273	12.2	3.2 r	3.1 r	3.1 r	3.0 r	3.1 r	39.0	9.0 r	8.9 r	10.3 r	9.3 r	10.6 r
Panama	283	1.3	0.3 r	0.3 r	0.3 r	0.3 r	0.3 r	0.3	0.1 r	0.1 r	0.1 r	0.1 r	0.1 r
Paraguay	288	0.0	0.0 r	0.0 r	0.0 r	0.0 r	0.0 r	57.2	14.3 r	14.3 r	14.3 r	14.3 r	14.3 r
Peru	293	0.0	0.0 r	0.0 r	0.0 r	0.0 r	0.0 r	2.4	0.6 r	0.6 r	0.6 r	0.6 r	0.6 r
Suriname	366	1.1	0.3 r	0.3 r	0.3 r	0.3 r	0.3 r	0.2	0.0 r	0.0 r	0.0 r	0.0 r	0.0 r
Uruguay	298	0.1	0.0 r	0.0 r	0.0 r	0.0 r	0.0 r	0.7	0.2 r	0.2 r	0.2 r	0.2 r	0.2 r
Venezuela, Rep. Bol.	299	0.3	0.1 r	0.1 r	0.1 r	0.1 r	0.1 r	2.7	0.7 r	0.7 r	0.7 r	0.7 r	0.7 r
Other Countries n.i.e	910	2.3	0.6	0.6	0.6	0.6	0.6	1.0	0.2	0.2	0.2	0.2	0.3
Cuba	928	2.1	0.5 r	0.5 r	0.5 r	0.5 r	0.5 r	0.1	0.0 r	0.0 r	0.0 r	0.0 r	0.0 r
Korea, Dem. People's Rep.	954	0.2	0.0 r	0.0 r	0.0 r	0.0 r	0.0 r	0.9	0.2 r	0.2 r	0.2 r	0.2 r	0.2 r
Countries & Areas n.s.	898	396.0	103.9 r	97.1 r	102.4 r	95.8 r	100.7 r
Memorandum Items													
Africa	605	1,025.9	282.2	266.7	266.0	225.1	268.1	1,012.0	235.8	230.3	266.5	241.1	274.1
Middle East	405	769.2	201.3	194.4	198.3	169.3	207.2	604.0	156.1	145.2	162.2	140.4	156.2
European Union	998	9,983.1	2,689.2	2,563.2	2,584.5	2,182.6	2,652.8	10,863.4	2,823.4	2,619.7	2,921.3	2,521.8	2,800.6

Tunisia (744)

In Millions of U.S. Dollars

		Exports (FOB)						Imports (CIF)					
		2016	2015Q4	2016Q1	2016Q2	2016Q3	2016Q4	2016	2015Q4	2016Q1	2016Q2	2016Q3	2016Q4
Export earnings: fuel	080	1,250.4	333.8	319.4	323.2	274.0	333.8	2,279.6	567.3	538.2	602.1	540.3	599.0
Export earnings: nonfuel	092	11,648.2	3,123.9	2,984.3	3,013.1	2,551.8	3,099.0	17,176.2	4,478.6	4,153.7	4,611.5	3,993.8	4,417.2

Turkey (186)

In Millions of U.S. Dollars

		Exports (FOB)						Imports (CIF)					
		2016	2015Q4	2016Q1	2016Q2	2016Q3	2016Q4	2016	2015Q4	2016Q1	2016Q2	2016Q3	2016Q4
IFS World		142,790.4	36,672.8	34,679.3	36,989.1	32,657.0	38,465.0	198,484.2	50,882.7	46,790.9	52,860.4	46,493.0	52,340.0
World	001	142,581.3	36,676.0	34,672.7	36,927.7	32,563.6	38,417.3	198,604.4	50,882.7	46,796.1	52,860.2	46,605.2	52,342.9
Advanced Economies	110	75,701.6	19,229.2	19,466.4	19,416.0	17,315.8	19,503.4	98,035.5	24,953.1	22,698.0	27,014.1	22,373.7	25,949.7
Euro Area	163	44,902.4	11,770.2	10,886.4	11,492.7	10,499.1	12,024.2	58,211.0	15,164.6	13,486.6	15,825.3	13,598.4	15,300.7
Austria	122	1,045.9	287.9	236.3	286.5	251.9	271.2	1,521.2	460.8	340.4	414.5	379.5	386.9
Belgium	124	2,550.1	682.4	625.5	659.0	581.9	683.7	3,200.8	770.1	768.5	894.5	701.3	836.4
Cyprus	423	0.6	0.0	0.1	0.3	0.2	0.0	0.1	0.0	0.0	0.1	0.0	0.0
Estonia	939	171.6	25.2	29.3	45.0	42.4	54.9	237.5	95.7	63.2	68.1	54.4	51.8
Finland	172	292.6	70.2	61.6	63.0	95.9	72.1	942.2	226.0	300.6	252.3	213.4	175.8
France	132	6,028.2	1,595.1	1,442.7	1,573.0	1,414.9	1,597.6	7,364.5	1,660.2	1,730.6	1,803.2	1,576.6	2,254.1
Germany	134	14,005.6	3,652.8	3,461.5	3,523.6	3,287.8	3,732.7	21,472.3	5,586.0	4,957.6	5,941.4	5,181.6	5,391.7
Greece	174	1,428.0	426.1	358.1	377.0	353.7	339.2	1,185.7	444.4	239.6	334.3	263.9	347.9
Ireland	178	494.8	147.9	113.9	118.4	88.7	173.7	824.4	260.3	159.4	238.7	205.2	221.1
Italy	136	7,582.7	1,955.5	1,773.5	1,946.3	1,703.6	2,159.4	10,220.5	2,767.5	2,317.8	2,896.4	2,375.8	2,630.5
Latvia	941	197.1	67.4	76.3	55.7	30.0	35.0	202.0	31.7	50.7	58.9	57.2	35.2
Lithuania	946	258.7	59.4	61.3	70.9	58.8	67.8	281.3	45.5	88.3	83.4	42.4	67.3
Luxembourg	137	59.9	9.8	12.9	19.3	20.8	6.9	134.5	35.7	33.2	34.6	34.8	31.9
Malta	181	239.2	122.7	63.1	55.8	50.3	70.0	39.1	5.6	5.2	17.7	4.9	11.2
Netherlands	138	3,590.9	883.5	909.8	938.1	831.7	911.3	2,999.9	784.8	738.0	773.0	670.3	818.6
Portugal	182	648.6	141.1	141.2	167.5	148.2	191.8	658.3	180.7	155.1	151.5	176.3	175.4
Slovak Republic	936	384.4	143.8	108.7	97.3	86.1	92.2	951.2	224.4	222.4	265.7	228.9	234.2
Slovenia	961	928.5	225.2	185.2	227.8	243.7	271.7	296.1	86.5	72.8	72.5	68.4	82.4
Spain	184	4,995.0	1,274.1	1,225.2	1,268.2	1,208.6	1,293.0	5,679.3	1,498.6	1,243.1	1,524.2	1,363.6	1,548.4
Australia	193	633.7	131.7	245.1	139.0	126.5	123.1	607.4	164.6	84.9	78.0	107.3	337.2
Canada	156	729.8	168.3	138.7	170.7	170.9	249.5	1,062.9	267.9	273.0	218.8	173.4	397.8
China,P.R.: Hong Kong	532	400.4	80.1	84.5	101.0	104.3	110.6	126.5	20.9	20.3	18.6	56.1	31.6
China,P.R.: Macao	546	5.7	0.9	3.5	1.5	0.7	0.0	0.1	0.0	0.0	0.0	0.0	0.0
Czech Republic	935	804.4	225.2	191.2	204.8	191.6	216.9	2,561.7	604.0	568.6	674.9	569.9	748.3
Denmark	128	947.8	254.7	235.2	221.3	231.7	259.6	910.6	181.3	251.7	222.3	207.1	229.4
Iceland	176	26.7	28.5	8.8	8.2	3.7	6.0	28.0	8.7	8.7	8.7	3.2	7.4
Israel	436	2,956.2	721.8	667.6	839.2	677.7	771.8	1,385.7	351.0	276.7	395.3	309.1	404.6
Japan	158	354.6	87.9	95.2	82.8	67.2	109.3	3,943.6	914.5	827.9	1,048.1	930.4	1,137.2
Korea, Republic of	542	519.0	177.6	113.5	171.1	128.1	106.3	6,384.2	1,714.4	1,627.4	1,771.5	1,556.0	1,429.3
New Zealand	196	95.7	22.0	18.4	27.3	20.6	29.3	46.6	16.4	10.7	12.1	12.6	11.2
Norway	142	559.4	63.7	118.6	122.6	72.4	245.7	627.5	185.8	138.5	140.6	160.7	187.7
San Marino	135	0.0	0.0	0.2	0.2
Singapore	576	418.3	89.7	126.0	106.1	70.8	115.4	363.2	98.0	87.1	77.6	91.2	107.3
Sweden	144	1,216.1	313.8	285.6	302.5	293.7	334.4	1,478.2	384.3	375.9	393.0	354.0	355.2
Switzerland	146	2,653.0	821.2	1,649.9	381.6	379.3	242.3	2,506.2	479.9	376.8	480.5	480.4	1,168.5
Taiwan Prov.of China	528	138.8	34.6	26.5	43.5	31.6	37.2	1,597.3	489.0	390.0	432.3	388.9	386.1
United Kingdom	112	11,677.4	2,604.4	3,080.8	3,215.4	2,693.7	2,687.4	5,320.7	1,398.6	1,296.6	1,333.1	1,224.9	1,466.1
United States	111	6,662.3	1,632.7	1,490.8	1,784.7	1,552.3	1,834.4	10,874.0	2,509.2	2,596.5	3,883.5	2,150.0	2,244.0
Emerg. & Dev. Economies	200	65,014.8	16,959.8	14,760.6	16,992.1	14,832.2	18,429.9	92,375.7	23,468.9	21,935.7	23,885.7	22,281.5	24,272.9
Emerg. & Dev. Asia	505	4,636.1	1,149.9	897.7	1,202.9	1,097.2	1,438.3	39,093.5	9,566.4	9,508.9	9,994.0	9,907.3	9,683.4
American Samoa	859	1.1	0.0	0.0	0.0	1.0	0.1	0.4	0.1	0.0	0.0	0.0
Bangladesh	513	264.0	58.1	52.6	69.0	73.1	69.3	881.0	201.7	217.6	216.8	238.7	207.9
Bhutan	514	0.1	0.1	0.0	0.2	0.2
Brunei Darussalam	516	8.1	1.4	2.0	3.4	1.7	1.0	0.0	0.0
Cambodia	522	14.2	3.1	5.7	3.1	2.3	3.0	77.2	24.7	20.2	18.5	21.5	17.1
China,P.R.: Mainland	924	2,329.6	608.2	408.4	579.4	573.8	768.0	25,440.7	6,433.1	6,255.4	6,472.2	6,635.7	6,077.4
Fiji	819	0.8	0.2	0.2	0.3	0.2	0.1	0.0	0.0	0.0	0.0	0.0	0.0
F.T. French Polynesia	887	2.9	0.4	0.4	0.5	0.9	1.2	0.0	0.0	0.0	0.0
F.T. New Caledonia	839	5.0	1.5	1.1	1.7	0.9	1.3	0.0	0.0	0.0
Guam	829	1.0	0.1	0.3	0.3	0.1	0.3
India	534	651.9	125.4	122.3	193.7	158.7	177.1	5,757.6	1,365.5	1,464.7	1,534.4	1,340.4	1,418.2
Indonesia	536	253.6	72.6	75.2	56.7	45.1	76.6	1,424.7	388.9	386.1	390.1	324.4	324.0
Kiribati	826	0.1	0.0	0.0	0.0	0.0	0.0	0.0	0.0	0.0
Lao People's Dem.Rep	544	2.2	0.1	0.8	0.8	0.4	0.2	1.5	0.3	0.5	0.3	0.4	0.4
Malaysia	548	319.4	74.6	69.5	97.1	55.2	97.7	1,996.9	398.5	432.9	441.5	506.0	616.6
Maldives	556	35.7	7.5	5.8	12.4	7.6	9.8	0.5	0.5

Turkey (186)

In Millions of U.S. Dollars

		Exports (FOB)						Imports (CIF)					
		2016	2015Q4	2016Q1	2016Q2	2016Q3	2016Q4	2016	2015Q4	2016Q1	2016Q2	2016Q3	2016Q4
Marshall Islands	867	13.4	13.4
Mongolia	948	24.2	5.8	4.7	6.5	7.1	6.0	5.2	0.2	0.1	0.8	3.8	0.5
Myanmar	518	27.3	10.1	10.2	4.1	5.4	7.5	11.1	2.0	1.9	2.2	3.2	3.9
Nauru	836	0.1	0.0	0.0	0.0	0.0
Nepal	558	10.0	9.4	3.8	3.3	1.5	1.3	31.3	3.6	4.8	9.2	9.4	7.9
Papua New Guinea	853	1.6	1.3	0.4	0.4	0.5	0.3	0.1	0.0	0.1	0.0	0.0	0.0
Philippines	566	106.7	23.6	21.2	26.4	26.0	33.1	122.4	30.7	29.6	28.2	30.2	34.3
Samoa	862	1.0	0.1	0.1	0.6	0.2	0.1
Sri Lanka	524	51.6	18.9	12.1	12.0	13.0	14.5	105.1	21.1	22.1	27.3	29.4	26.3
Thailand	578	164.0	44.3	34.5	47.4	36.2	45.9	1,482.3	334.0	288.6	374.9	320.6	498.2
Timor-Leste	537	0.1	0.0	0.0	0.0	0.0
Tonga	866	0.2	0.1	0.0	0.0	0.1	0.1
Tuvalu	869	0.3	0.2	0.1	0.0	0.2	0.0
Vanuatu	846	0.4	0.2	0.1	0.1	0.1	0.1	9.7	11.5	0.0	4.6	2.7	2.4
Vietnam	582	234.0	49.2	40.4	52.9	49.1	91.6	1,735.9	349.6	382.6	468.1	440.6	444.6
Asia n.s.	598	111.6	33.2	25.7	30.3	37.7	17.8	9.9	0.2	1.0	4.8	0.4	3.7
Europe	170	20,623.1	5,772.3	4,661.8	5,368.2	4,952.4	5,640.7	30,735.5	8,614.3	7,664.5	8,087.0	7,074.6	7,909.4
Emerg. & Dev. Europe	903	10,777.7	2,644.8	2,471.6	2,859.3	2,611.6	2,835.2	9,732.4	2,395.2	2,297.1	2,580.4	2,199.3	2,655.6
Albania	914	304.6	88.0	64.8	82.0	75.9	82.0	20.6	4.5	4.6	5.6	4.9	5.5
Bosnia and Herzegovina	963	309.4	79.4	66.8	87.2	76.4	79.0	287.8	62.8	57.0	67.4	70.0	93.4
Bulgaria	918	2,384.5	452.7	455.2	602.9	651.8	674.6	2,139.9	498.3	499.6	554.2	493.9	592.2
Croatia	960	278.8	67.5	80.3	78.7	54.5	65.3	133.5	37.3	28.9	43.8	33.3	27.5
Faroe Islands	816	0.2	23.2	0.0	0.0	0.0	0.1	0.1	0.0	0.0	0.0	0.1
Gibraltar	823	70.5	11.9	15.0	2.8	42.2	10.5	6.8	7.1	6.8	0.0	0.0
Hungary	944	832.1	213.1	175.1	197.4	194.0	265.6	1,301.0	330.6	285.8	359.6	290.4	365.3
Kosovo	967	260.9	71.2	58.3	75.0	59.7	68.0	8.5	2.4	2.5	2.5	1.8	1.8
Macedonia, FYR	962	378.2	103.3	80.6	107.4	82.6	107.6	82.6	21.8	22.4	24.4	17.2	18.6
Montenegro	943	51.8	8.2	8.3	19.3	12.3	11.8	23.4	3.3	19.1	2.4	1.3	0.5
Poland	964	2,652.0	641.8	687.1	714.3	591.3	659.2	3,244.2	783.1	747.6	883.3	715.7	897.6
Romania	968	2,672.6	742.0	648.2	735.1	633.0	656.3	2,195.7	598.6	565.7	555.0	509.9	565.0
Serbia, Republic of	942	582.1	142.5	131.9	157.2	138.0	155.0	288.2	45.4	57.2	82.1	60.8	88.0
CIS	901	8,937.5	2,869.9	2,000.1	2,267.8	2,130.2	2,539.4	20,938.5	6,209.3	5,347.8	5,484.1	4,864.1	5,242.5
Armenia	911	0.0	0.0	1.4	0.3	0.3	0.2	0.3	0.5
Azerbaijan, Rep. of	912	1,286.0	430.2	232.0	365.2	337.6	351.2	278.1	59.4	64.0	72.1	67.0	75.0
Belarus	913	358.0	57.5	74.2	77.3	81.4	125.1	102.6	43.6	30.0	27.0	17.9	27.6
Georgia	915	1,177.3	302.7	254.4	325.4	287.4	310.0	211.7	48.1	82.0	57.9	45.8	26.0
Kazakhstan	916	623.8	163.3	131.2	156.4	172.0	164.2	1,093.9	290.2	271.4	272.2	240.8	309.5
Kyrgyz Republic	917	309.0	62.4	67.2	71.2	96.2	74.4	101.1	21.7	28.2	21.2	32.2	19.5
Moldova	921	262.4	52.6	57.8	73.2	57.7	73.7	147.7	30.3	30.5	77.2	15.5	24.5
Russian Federation	922	1,734.5	879.9	353.4	383.5	381.8	615.8	15,160.6	4,577.6	3,931.5	3,836.9	3,543.0	3,849.2
Tajikistan	923	151.7	41.4	29.1	36.3	41.3	45.0	162.3	54.6	42.4	48.6	31.4	39.8
Turkmenistan	925	1,247.6	417.7	336.3	368.0	263.9	279.5	422.5	94.3	133.9	141.7	80.8	66.1
Ukraine	926	1,253.9	336.6	326.9	259.0	305.6	362.5	2,547.4	803.6	578.1	728.4	613.1	627.8
Uzbekistan	927	533.3	125.6	137.6	152.4	105.2	138.1	709.3	185.4	155.6	200.6	176.2	177.0
Europe n.s.	884	907.9	257.6	190.1	241.2	210.6	266.0	64.6	9.8	19.6	22.5	11.2	11.3
Mid East, N Africa, Pak	440	34,884.8	8,678.2	8,015.1	9,163.1	7,678.6	10,028.0	15,424.6	3,459.1	3,174.1	3,941.2	3,544.6	4,764.7
Afghanistan, I.R. of	512	146.8	38.5	29.6	36.2	38.8	42.2	9.4	3.6	2.8	2.8	1.7	2.2
Algeria	612	1,736.6	502.1	415.0	518.1	357.8	445.7	463.9	224.0	94.5	101.7	121.6	146.2
Bahrain, Kingdom of	419	193.3	68.8	43.8	50.0	39.9	59.6	127.8	19.1	36.8	28.9	23.5	38.6
Djibouti	611	78.0	23.9	21.6	19.8	13.8	22.8	0.1	0.1	0.0	0.0	0.1	0.0
Egypt	469	2,736.0	891.2	785.2	608.1	621.1	721.5	1,443.4	317.2	322.4	359.2	336.3	425.5
Iran, I.R. of	429	4,969.5	997.4	875.2	1,721.5	1,218.5	1,154.3	4,699.8	1,289.4	1,134.3	1,064.9	1,122.0	1,378.6
Iraq	433	7,644.6	2,136.8	1,823.6	1,738.9	1,717.8	2,364.3	836.3	95.0	164.5	251.0	272.2	148.5
Jordan	439	711.0	173.2	180.3	190.4	163.3	176.9	102.3	27.6	25.3	9.7	46.8	20.5
Kuwait	443	431.2	130.6	113.4	133.2	89.6	95.1	110.7	32.7	15.4	35.2	26.6	33.5
Lebanon	446	734.9	201.3	171.2	186.2	165.4	212.1	81.8	17.7	16.0	24.1	13.1	28.7
Libya	672	906.4	313.6	231.2	236.4	204.3	234.6	161.0	24.9	49.0	26.6	45.3	40.1
Mauritania	682	73.2	24.0	19.4	17.3	13.3	23.2	15.1	2.4	2.5	2.3	3.4	6.9
Morocco	686	1,469.8	360.2	360.6	418.3	334.4	356.5	918.2	181.6	242.9	218.4	189.8	267.0
Oman	449	243.8	62.3	71.1	68.3	54.5	49.9	49.1	3.9	15.5	17.8	7.9	7.9

Turkey (186)

In Millions of U.S. Dollars

		Exports (FOB)						Imports (CIF)					
		2016	2015Q4	2016Q1	2016Q2	2016Q3	2016Q4	2016	2015Q4	2016Q1	2016Q2	2016Q3	2016Q4
Pakistan	564	347.1	91.4	92.1	95.4	69.5	90.1	263.4	67.6	59.0	70.4	70.8	63.2
Qatar	453	439.2	113.3	111.9	115.1	84.6	127.6	271.1	91.5	78.5	71.1	54.6	66.9
Saudi Arabia	456	3,174.7	847.7	840.3	880.9	679.2	774.3	1,835.2	530.0	450.1	482.6	404.1	498.3
Somalia	726	115.9	18.8	32.5	31.5	26.0	25.8	2.2	0.5	0.8	1.1	0.0	0.3
Sudan	732	461.6	121.8	124.9	130.0	87.9	118.8	49.6	4.6	12.2	10.4	6.1	21.0
Syrian Arab Republic	463	1,323.8	372.3	348.7	293.0	324.2	358.0	65.4	15.7	13.5	14.2	11.2	26.4
Tunisia	744	910.6	200.5	204.8	253.0	215.0	237.8	214.4	31.0	44.8	58.9	70.3	40.4
United Arab Emirates	466	5,406.6	836.3	935.5	1,277.9	1,014.6	2,178.6	3,701.2	478.0	393.1	1,088.1	717.1	1,503.0
West Bank and Gaza	487	94.4	22.9	21.1	30.9	22.0	20.4	3.4	1.1	0.0	2.0	0.2	1.2
Yemen, Republic of	474	536.0	129.4	162.0	112.8	123.2	138.0	0.0	0.0	0.0	0.0
Sub-Saharan Africa	603	2,920.3	827.2	735.5	816.9	621.9	746.0	2,087.6	516.7	493.1	559.0	415.7	619.8
Angola	614	128.9	57.3	25.2	25.0	37.5	41.2	5.9	0.1	0.1	0.4	4.8	0.6
Benin	638	84.3	17.0	22.6	20.4	21.9	19.5	2.8	2.2	0.9	1.6	0.1	0.2
Botswana	616	2.9	0.1	0.6	0.2	1.4	0.7	0.0	0.0	0.0	0.0	0.0	0.0
Burkina Faso	748	24.7	4.4	5.5	9.3	4.9	5.0	44.7	18.9	9.9	23.8	8.7	2.3
Burundi	618	1.9	0.4	0.3	0.6	0.4	0.6	0.0	0.0	0.0	0.0	0.0	0.0
Cabo Verde	624	4.2	1.4	0.6	1.5	1.2	0.9	2.6	2.4	1.0	1.5	0.1
Cameroon	622	66.6	21.0	18.1	15.7	16.6	16.1	45.3	11.2	8.8	10.8	9.9	15.7
Central African Rep.	626	0.8	0.2	0.1	0.1	0.3	0.3	2.8	0.6	0.9	0.9	0.5	0.5
Chad	628	18.5	4.3	2.9	8.3	5.2	2.1	23.7	3.6	5.9	9.8	4.3	3.7
Comoros	632	4.8	1.2	0.9	1.3	1.7	1.0	0.0	0.6	0.0
Congo, Dem. Rep. of	636	25.7	7.8	5.7	7.2	6.4	6.5	34.5	8.3	17.4	3.9	9.5	3.7
Congo, Republic of	634	103.4	30.9	44.0	32.7	14.8	11.9	7.7	1.3	1.9	0.5	0.8	4.5
Côte d'Ivoire	662	109.9	34.2	24.1	28.7	23.9	33.2	251.3	81.5	96.8	70.2	31.5	52.8
Equatorial Guinea	642	23.6	7.8	5.4	7.4	4.7	6.1	0.7	0.0	0.7
Eritrea	643	15.7	4.5	0.2	4.7	6.1	4.7	2.4	0.0	2.3	0.0
Ethiopia	644	405.2	115.5	146.1	93.4	82.3	83.4	35.3	8.8	16.5	7.2	6.5	5.2
Gabon	646	24.0	8.8	4.8	6.1	4.2	8.9	1.7	0.6	0.3	0.5	0.6	0.3
Gambia, The	648	18.2	4.5	4.7	5.6	4.4	3.5	0.0	0.0
Ghana	652	298.5	71.2	76.6	123.9	43.1	54.8	180.5	35.0	35.0	46.5	47.5	51.4
Guinea	656	62.3	13.2	15.5	20.2	13.5	13.2	6.4	0.6	1.2	2.4	1.5	1.3
Guinea-Bissau	654	4.1	2.6	0.9	0.5	2.3	0.4	1.6	0.1	0.4	0.7	0.6
Kenya	664	127.9	35.2	29.7	26.3	36.1	35.8	13.2	2.6	4.8	2.6	3.1	2.7
Lesotho	666	0.3	0.0	0.1	0.1	0.1	0.1	0.0	0.0	0.0	0.0	0.0
Liberia	668	64.7	21.7	20.3	15.6	10.0	18.7	9.0	0.1	0.1	8.5	0.3	0.0
Madagascar	674	59.3	14.5	12.2	15.8	16.4	15.0	4.9	2.0	1.1	0.8	1.5	1.5
Malawi	676	2.2	1.3	0.6	0.7	0.2	0.7	16.2	7.7	3.2	4.1	4.0	4.9
Mali	678	64.7	7.5	8.6	15.4	7.7	33.2	9.1	0.3	0.0	4.9	2.4	1.8
Mauritius	684	35.5	9.6	6.2	7.9	7.5	13.9	5.0	1.3	1.7	0.9	1.4	1.1
Mozambique	688	24.2	12.6	7.6	6.9	4.6	5.1	90.8	32.1	18.7	18.3	29.6	24.3
Namibia	728	40.9	16.5	2.2	17.2	0.8	20.7	0.8	0.2	0.2	0.1	0.3	0.2
Niger	692	23.9	6.6	6.4	6.7	5.8	5.0	0.1	0.0	0.0	0.0	0.0	0.1
Nigeria	694	241.7	81.5	58.2	70.6	50.9	62.0	157.8	38.3	49.7	43.5	38.8	25.9
Rwanda	714	29.6	14.2	13.7	6.3	4.4	5.1	0.1	0.0	0.1	0.0
São Tomé & Príncipe	716	0.7	0.2	0.1	0.2	0.1	0.4	0.0	0.0	0.0
Senegal	722	154.4	33.3	26.5	41.5	37.6	48.8	6.1	1.4	1.4	2.0	1.2	1.6
Seychelles	718	6.2	1.5	2.0	1.8	1.0	1.4	5.3	1.6	0.9	1.4	2.0	1.0
Sierra Leone	724	39.7	10.4	10.6	10.3	8.7	10.0	4.1	0.0	0.3	1.6	1.7	0.5
South Africa	199	406.0	101.5	81.2	114.4	97.2	113.1	1,058.1	235.4	198.8	273.3	187.9	398.1
South Sudan, Rep. of	733	0.1	0.1
Swaziland	734	0.5	0.1	0.0	0.1	0.0	0.5	0.0	0.0	0.0	0.0	0.0	0.0
Tanzania	738	95.5	30.4	26.9	26.6	18.9	23.2	23.1	12.3	5.4	5.4	5.3	7.0
Togo	742	34.1	11.9	9.6	9.0	7.3	8.3	5.8	2.5	1.9	2.7	0.4	0.7
Uganda	746	21.0	4.6	4.1	5.6	5.6	5.6	10.9	1.0	2.1	3.9	3.5	1.5
Zambia	754	14.3	3.0	3.0	4.1	2.6	4.6	5.2	0.5	1.0	0.7	3.2	0.3
Zimbabwe	698	4.6	1.0	1.1	0.8	1.5	1.2	11.9	1.4	2.6	3.3	2.3	3.7
Western Hemisphere	205	1,950.4	532.1	450.4	440.9	482.1	577.0	5,034.5	1,312.4	1,095.3	1,304.5	1,339.3	1,295.5
Antigua and Barbuda	311	4.6	2.0	1.3	1.2	1.3	0.8	0.8	1.2	0.0	0.0	0.8
Argentina	213	126.9	28.0	33.8	36.7	23.0	33.3	382.2	75.9	56.0	92.5	92.2	141.5
Aruba	314	0.9	0.2	0.1	0.3	0.2	0.2	0.0	0.0

Turkey (186)

In Millions of U.S. Dollars

		Exports (FOB)						Imports (CIF)					
		2016	2015Q4	2016Q1	2016Q2	2016Q3	2016Q4	2016	2015Q4	2016Q1	2016Q2	2016Q3	2016Q4
Bahamas, The	313	9.9	3.7	2.1	2.7	2.5	2.7	0.0	0.0	0.0	0.0	0.0
Barbados	316	5.4	1.3	1.2	1.8	1.3	1.1	0.0	0.0	0.0	0.0	0.0	0.0
Belize	339	5.7	1.7	1.4	1.6	1.2	1.5	1.5	0.9	0.7	0.0	0.6	0.2
Bermuda	319	0.8	0.4	0.2	0.1	0.2	0.2	0.0	4.0	0.0
Bolivia	218	14.6	4.1	2.8	3.4	3.9	4.5	18.3	0.0	0.1	0.2	0.1	17.9
Brazil	223	333.8	90.5	73.6	81.5	81.5	97.3	1,788.1	518.8	472.8	511.1	406.7	397.4
Chile	228	217.2	51.0	59.4	47.7	53.5	56.6	233.0	71.0	60.6	69.1	58.5	44.8
Colombia	233	185.7	33.7	50.6	42.6	45.9	46.6	948.0	229.1	197.0	180.0	249.5	321.6
Costa Rica	238	46.9	6.6	8.3	9.5	13.0	16.1	43.8	16.1	9.0	15.5	7.9	11.3
Curacao	354	0.7	0.7	9.0	9.0
Dominica	321	0.5	0.1	0.1	0.1	0.1	0.2	0.0
Dominican Republic	243	40.3	11.3	11.9	8.4	9.7	10.3	12.5	2.7	2.7	2.9	3.6	3.3
Ecuador	248	38.5	8.4	6.0	9.4	13.3	9.7	97.6	14.4	25.8	31.8	22.4	17.5
El Salvador	253	5.6	1.3	1.1	1.4	1.4	1.7	5.0	0.8	0.6	1.6	0.1	2.7
Greenland	326	51.5	0.0	0.1	0.0	51.4	0.0	0.0	0.0	0.0	0.0
Grenada	328	0.7	0.3	0.2	0.2	0.1	0.1	0.0	0.0
Guatemala	258	30.8	7.3	5.7	9.0	12.0	4.1	11.0	10.0	3.4	2.1	1.9	3.7
Guyana	336	10.1	2.9	1.6	2.2	3.1	3.1	0.0	0.0	0.0	0.0	0.0	0.0
Haiti	263	21.8	5.5	5.1	5.0	5.6	6.0	0.3	0.1	0.1	0.1	0.0	0.1
Honduras	268	7.1	2.3	1.9	1.9	1.6	1.7	3.9	0.7	0.7	1.0	0.9	1.4
Jamaica	343	17.4	4.4	3.7	4.5	5.0	4.2	0.1	0.1	0.0	0.0	0.0	0.0
Mexico	273	443.8	80.0	90.4	92.3	127.8	133.3	820.9	184.8	167.0	198.5	239.1	216.2
Netherlands Antilles	353	3.7	2.0	1.1	0.6	0.8	1.3	2.2	0.0	1.0	0.0	1.2
Nicaragua	278	4.0	1.0	1.4	0.8	0.8	1.0	0.3	0.1	0.1	0.0	0.1	0.0
Panama	283	96.0	82.2	31.9	21.9	19.1	23.0	12.2	1.6	6.2	3.1	0.7	2.2
Paraguay	288	19.1	4.2	5.3	4.7	3.5	5.5	260.4	41.9	0.2	79.5	170.5	10.1
Peru	293	86.3	63.9	21.9	18.8	20.6	25.0	59.9	13.8	14.1	18.3	13.3	14.2
St. Kitts and Nevis	361	3.6	0.5	0.6	0.5	1.8	0.7	7.0	0.0	0.7	6.0	0.2
St. Lucia	362	1.6	0.6	0.4	0.3	0.4	0.4	0.1	0.0	0.1	0.0	0.0	0.0
St. Vincent & Grens.	364	3.5	2.7	1.1	0.9	0.5	1.0	0.2	0.2
Suriname	366	8.4	1.8	1.1	2.2	2.4	2.7	0.4	0.1	0.1	0.3	0.1	0.0
Trinidad and Tobago	369	30.2	6.8	6.2	10.1	6.9	7.0	16.3	8.6	1.5	6.5	2.9	5.4
Uruguay	298	37.1	10.7	9.8	9.3	7.4	10.6	234.4	97.1	58.7	53.3	63.9	58.6
Venezuela, Rep. Bol.	299	18.0	4.6	3.6	5.0	5.0	4.4	65.3	18.7	16.1	31.0	4.2	13.9
Western Hem. n.s.	399	17.9	4.3	3.3	2.3	5.4	6.8	0.1	0.0	0.0	0.1	0.0
Other Countries n.i.e	910	6.9	4.2	0.8	1.1	3.7	1.3	20.0	16.3	3.8	5.3	7.3	3.7
Cuba	928	6.3	2.8	0.8	0.7	3.6	1.2	13.7	3.1	2.1	4.8	3.9	3.0
Korea, Dem. People's Rep.	954	0.6	1.4	0.4	0.1	0.1	6.3	13.2	1.7	0.5	3.4	0.7
Special Categories	899	1,837.7	480.7	442.7	514.2	403.1	477.7	1,434.9	297.8	442.7	399.4	275.0	317.8
Countries & Areas n.s.	898	20.3	2.1	2.2	4.3	8.8	5.0	6,738.1	2,146.5	1,715.9	1,555.8	1,667.6	1,798.8
Memorandum Items													
Africa	605	7,765.9	2,078.5	1,914.4	2,204.8	1,670.2	1,976.6	3,751.1	960.9	890.8	951.8	807.0	1,101.6
Middle East	405	29,545.3	7,297.1	6,714.4	7,643.7	6,522.1	8,665.1	13,488.4	2,943.7	2,714.6	3,475.3	3,081.0	4,217.6
European Union	998	68,368.1	17,285.5	16,725.1	17,765.1	16,034.4	17,843.5	77,496.5	19,980.7	18,107.0	20,844.5	17,997.5	20,547.4
Export earnings: fuel	080	31,409.1	8,278.9	6,887.6	8,350.4	6,933.2	9,237.9	30,554.1	8,124.7	7,131.1	7,795.6	7,054.8	8,572.6
Export earnings: nonfuel	092	111,172.2	28,397.1	27,785.1	28,577.3	25,630.4	29,179.4	168,050.3	42,758.0	39,665.0	45,064.6	39,550.4	43,770.3

Turkmenistan (925)

In Millions of U.S. Dollars

		Exports (FOB)						Imports (CIF)					
		2016	2015Q4	2016Q1	2016Q2	2016Q3	2016Q4	2016	2015Q4	2016Q1	2016Q2	2016Q3	2016Q4
IFS World	
World	001	6,987.1	2,017.7	2,116.4	1,957.7	1,473.9	1,439.2	5,001.4	1,510.6	1,180.2	1,664.7	1,206.7	949.8
Advanced Economies	110	579.1	91.1	60.6	195.9	202.1	120.5	2,232.3	449.7	425.8	794.2	596.0	416.4
Euro Area	163	535.5	66.7	48.7	188.6	194.1	104.1	1,115.3	317.5	186.2	355.5	277.6	295.9
Austria	122	1.5	1.5 r	0.2 r	0.0 r	1.3 r	0.0 r	42.3	16.1 r	13.7 r	14.2 r	8.6 r	5.8 r
Belgium	124	1.3	0.1 r	0.3 r	0.4 r	0.3 r	0.2 r	27.1	2.2 r	3.0 r	9.5 r	8.6 r	6.0 r
Cyprus	423	0.2	0.1 r	0.1 r
Estonia	939	0.0 r	1.5	1.9 r	0.2 r	0.9 r	0.3 r	0.1 r
Finland	172	0.0	0.0 r	15.1	4.7 r	1.7 r	5.2 r	5.8 r	2.4 r
France	132	32.5	1.4 r	2.3 r	1.6 r	28.6 r	0.0 r	144.2	30.6 r	30.6 r	54.3 r	37.2 r	22.1 r
Germany	134	53.0	2.4 r	10.3 r	38.4 r	2.6 r	1.7 r	413.4	85.1 r	63.3 r	165.1 r	101.3 r	83.7 r
Greece	174	41.0	13.6 r	0.0 r	26.4 r	14.6 r	58.7	0.8 r	0.1 r	1.6 r	33.6 r	23.5 r
Ireland	178	1.1	2.7 r	0.5 r	0.1 r	0.2 r	0.2 r	5.4	0.1 r	0.7 r	1.2 r	3.0 r	0.4 r
Italy	136	398.7	31.6 r	32.7 r	145.9 r	133.8 r	86.4 r	262.6	117.6 r	36.8 r	63.6 r	46.1 r	116.0 r
Latvia	941	0.0 r	23.9	3.8 r	4.8 r	7.1 r	4.1 r	8.0 r
Lithuania	946	0.8	0.1 r	0.4 r	0.3 r	0.0 r	0.1 r	21.0	7.6 r	4.2 r	7.5 r	4.7 r	4.5 r
Luxembourg	137	0.9	0.8 r	0.2 r	0.1 r	0.4 r	0.3 r
Netherlands	138	0.9	0.6 r	0.1 r	0.6 r	0.1 r	0.1 r	50.2	28.0 r	6.8 r	11.0 r	15.3 r	17.1 r
Portugal	182	1.2	0.1 r	0.4 r	0.3 r	0.2 r	0.3 r	2.4	0.9 r	1.0 r	0.4 r	0.2 r	0.7 r
Slovak Republic	936	0.1	0.1 r	1.7	0.3 r	0.5 r	0.7 r	0.5 r	0.0 r
Slovenia	961	0.0 e	0.0 e	0.0 e	23.6	6.5 r	11.4 r	4.2 r	3.9 r	4.1 r
Spain	184	3.4	12.4 r	1.5 r	1.1 r	0.5 r	0.3 r	21.3	10.5 r	7.3 r	8.8 r	3.9 r	1.3 r
Australia	193	1.6	0.0 r	0.2 r	1.4 r	0.0 r	0.0 r	0.4	0.0 r	0.2 r	0.1 r	0.0 r	0.1 r
Canada	156	0.3	0.3 r	0.1 r	0.0 r	0.1 r	0.0 r	5.2	3.7 r	1.6 r	0.7 r	2.1 r	0.8 r
China,P.R.: Hong Kong	532	0.3	0.3 r	0.1 r	0.1 r	0.1 r	0.0 r	7.8	3.5 r	0.3 r	1.3 r	1.2 r	5.0 r
Czech Republic	935	0.4	0.0 r	0.0 r	0.1 r	0.0 r	0.4 r	26.0	5.2 r	2.5 r	11.8 r	4.9 r	6.9 r
Denmark	128	0.0	0.0 r	0.0 r	0.0 r	5.2	1.5 r	0.6 r	2.4 r	0.9 r	1.3 r
Israel	436	3.4	3.4 r	2.2	7.2 r	0.5 r	1.7 r
Japan	158	0.1	0.0 r	0.0 r	0.0 r	0.0 r	430.2	4.3 r	47.6 r	247.3 r	112.7 r	22.5 r
Korea, Republic of	542	0.1	0.0 r	0.1 r	0.0 r	0.0 r	0.0 r	392.1	58.3 r	125.1 r	133.2 r	86.9 r	46.9 r
Norway	142	0.0	0.0 r	0.0 r	0.0 r	0.0 r	1.0	0.0 r	0.1 r	0.7 r	0.2 r	0.0 r
Singapore	576	1.1	0.3 r	0.0 r	0.0 r	0.2 r	0.9 r	10.3	2.0 r	0.7 r	3.6 r	3.8 r	2.2 r
Sweden	144	0.0	0.0 r	0.0 r	0.0 r	0.0 r	0.0 r	47.4	14.7 r	32.6 r	10.9 r	3.0 r	0.9 r
Switzerland	146	0.7	0.1 r	0.1 r	0.1 r	0.2 r	0.3 r	23.3	4.9 r	4.3 r	6.2 r	6.0 r	6.8 r
Taiwan Prov.of China	528	0.0	0.0 r	0.0 r	0.0 r	0.0 r	0.0 r	5.3	0.3 r	1.5 r	1.0 r	2.4 r	0.3 r
United Kingdom	112	18.8	20.2 r	9.7 r	2.7 r	2.0 r	4.4 r	48.0	9.7 r	8.7 r	8.4 r	12.7 r	18.1 r
United States	111	16.8	3.2 r	1.8 r	2.8 r	5.3 r	6.9 r	112.8	16.8 r	13.2 r	11.0 r	79.9 r	8.7 r
Emerg. & Dev. Economies	200	6,408.1	1,926.6	2,055.7	1,761.8	1,271.8	1,318.7	2,769.1	1,060.9	754.5	870.5	610.7	533.4
Emerg. & Dev. Asia	505	5,274.7	1,574.4	1,845.0	1,289.9	1,054.8	1,085.0	462.1	170.0	124.6	148.3	97.5	91.6
Bangladesh	513	30.8 e
China,P.R.: Mainland	924	5,248.4	1,535.2 r	1,841.7 r	1,286.0 r	1,041.6 r	1,079.0 r	361.4	153.1 r	101.2 r	120.8 r	70.5 r	68.9 r
India	534	20.5	2.9 r	2.1 r	3.1 r	10.7 r	4.7 r	60.7	14.0 r	12.8 r	18.6 r	16.4 r	13.0 r
Indonesia	536	2.1 e	5.0 e	0.5 e	0.5 e	0.5 e	0.6 e	7.9	0.6 r	4.2 r	1.2 r	1.2 r	1.3 r
Malaysia	548	0.9	0.0 r	0.2 r	0.0 r	0.3 r	0.4 r	22.0	1.8 r	4.2 r	4.8 r	6.4 r	6.6 r
Sri Lanka	524	0.0 e	0.0 e	0.0 e	0.7	0.2 r	0.2 r	0.2 r	0.2 r
Thailand	578	2.8	0.5 r	0.5 r	0.2 r	1.7 r	0.4 r	9.4	0.6 r	2.0 r	2.8 r	3.0 r	1.6 r
Europe	170	1,131.7	193.4	210.3	471.5	216.6	233.2	2,303.6	888.0	629.2	721.4	512.2	440.8
Emerg. & Dev. Europe	903	512.1	113.2	145.8	159.8	87.5	119.0	1,448.6	481.1	378.1	424.1	315.4	330.9
Albania	914	0.7	0.0 r	0.1 r	0.2 r	0.2 r	0.2 r	0.7 e	0.0 e	0.2 e	0.2 e	0.2 e	0.2 e
Bosnia and Herzegovina	963	0.0 e	0.0 e	0.0 e	0.0 e	0.0 e	0.0 e	0.2 e
Bulgaria	918	9.8	0.1 r	0.3 r	0.4 r	1.2 r	8.0 r	3.0	2.7 r	0.5 r	1.3 r	0.8 r	0.4 r
Croatia	960	2.5 e	0.1 e	2.2 e	0.2 e	0.0 e	0.1 e
Hungary	944	1.6	0.1 r	0.0 r	1.5 r	31.9	22.9 r	6.6 r	3.8 r	7.8 r	13.7 r
Macedonia, FYR	962	0.9 e	0.1 e	0.2 e	0.2 e	0.2 e	0.2 e	0.1	0.1 r	0.0 r	0.0 r	0.0 r	0.0 r
Poland	964	2.8	0.3 r	0.6 r	0.9 r	0.9 r	0.4 r	57.6	10.8 r	10.4 r	19.0 r	13.0 r	15.2 r
Romania	968	97.5	23.7 r	18.3 r	24.2 r	8.7 r	46.2 r	29.1	1.5 r	1.7 r	9.6 r	12.7 r	5.2 r
Serbia, Republic of	942	0.3 e	0.0 e	0.0 e	0.1 e	0.1 e	0.1 e	1.3 e	0.1 e	0.1 e	0.1 e	1.1 e
Turkey	186	398.6	89.0 r	126.3 r	133.7 r	76.2 r	62.4 r	1,322.5	442.8 r	356.5 r	390.1 r	279.7 r	296.2 r
CIS	901	619.6	80.2	64.5	311.7	129.1	114.2	854.9	406.9	251.0	297.3	196.7	109.9
Armenia	911	5.9	0.1 r	2.4 r	2.8 r	0.4 r	0.3 r	5.6	3.6 r	1.5 r	1.8 r	1.3 r	1.0 r

Turkmenistan (925)

In Millions of U.S. Dollars

		Exports (FOB)						Imports (CIF)					
		2016	2015Q4	2016Q1	2016Q2	2016Q3	2016Q4	2016	2015Q4	2016Q1	2016Q2	2016Q3	2016Q4
Azerbaijan, Rep. of	912	2.9 r
Belarus	913	7.3	0.5 r	2.8 r	0.7 r	3.0 r	0.8 r	119.6	26.9 r	43.8 r	28.5 r	22.5 r	24.8 r
Georgia	915	71.2	28.0 r	5.7 r	13.4 r	24.3 r	27.8 r	11.0	5.6 r	2.7 r	2.8 r	2.5 r	3.0 r
Kazakhstan	916	202.3	23.9 r	27.8 r	53.1 r	57.8 r	63.5 r	73.3	19.8 r	16.1 r	18.0 r	18.1 r	21.0 r
Kyrgyz Republic	917	4.1	0.9 r	0.8 r	1.1 r	1.1 r	1.1 r	6.0	1.8 r	1.3 r	1.0 r	1.6 r	2.2 r
Moldova	921	0.0	0.7 r	0.0 r	0.0 r	0.0 r	0.0 r	1.1	0.5 r	0.2 r	0.3 r	0.3 r	0.3 r
Russian Federation	922	296.4	17.4 r	20.2 r	235.7 r	31.3 r	9.2 r	522.9	310.5 r	162.8 r	193.2 r	133.2 r	33.7 r
Ukraine	926	32.4	8.7 r	4.7 r	4.8 r	11.4 r	11.5 r	115.5	35.2 r	22.6 r	51.8 r	17.2 r	23.8 r
Mid East, N Africa, Pak	440	1.6	158.4	0.4	0.4	0.4	0.4	2.7	2.5	0.5	0.6	0.6	1.0
Afghanistan, I.R. of	512	148.4 r	0.2 r
Egypt	469	1.5	0.9 r	0.4 r	0.4 r	0.4 r	0.4 r	2.2	0.1 r	0.5 r	0.6 r	0.5 r	0.6 r
Jordan	439	0.0 e	0.0 e	0.5	0.1 r	0.4 r
Kuwait	443	0.1 r
Lebanon	446	0.1	0.0 r	0.0 r	0.0 r	0.0 r	0.0 r
Morocco	686	2.8 e
Pakistan	564	3.7 r	2.2 r
Tunisia	744	0.1 e
United Arab Emirates	466	2.6 r
Sub-Saharan Africa	603	0.1	0.2	0.0	0.0	0.0	0.0	0.2	0.0	0.1	0.0	0.1	0.0
Ethiopia	644	0.0 e	0.2 e	0.0 e	0.0 e	0.0 e	0.0 e
South Africa	199	0.0 e	0.0 e	0.0 e	0.0 e	0.0 e	0.0 e	0.2 e	0.0 e	0.1 e	0.0 e	0.1 e
Western Hemisphere	205	0.0	0.1	0.0	0.0	0.0	0.0	0.6	0.4	0.1	0.3	0.2	0.0
Brazil	223	0.0	0.0 r	0.0 r	0.0 r	0.6	0.1 r	0.1 r	0.3 r	0.2 r	0.0 r
Ecuador	248	0.3 e
Memorandum Items													
Africa	605	0.1	3.0	0.0	0.0	0.0	0.0	0.2	0.1	0.1	0.0	0.1	0.0
Middle East	405	1.6	3.6	0.4	0.4	0.4	0.4	2.7	0.1	0.5	0.6	0.6	1.0
European Union	998	666.4	111.0	77.6	217.0	206.9	165.0	1,366.1	386.8	252.1	422.8	333.5	357.7
Export earnings: fuel	080	498.7	44.0	48.1	288.8	89.0	72.8	596.1	333.6	178.9	211.2	151.4	54.7
Export earnings: nonfuel	092	6,488.5	1,973.7	2,068.3	1,668.9	1,384.9	1,366.4	4,405.3	1,177.0	1,001.3	1,453.5	1,055.3	895.1

Tuvalu (869)

In Millions of U.S. Dollars

		Exports (FOB)						Imports (CIF)					
		2016	2015Q4	2016Q1	2016Q2	2016Q3	2016Q4	2016	2015Q4	2016Q1	2016Q2	2016Q3	2016Q4
IFS World	
World	001	1.0	0.2	0.3	0.2	0.3	0.2	33.4	12.5	6.5	7.2	7.9	11.8
Advanced Economies	110	0.3	0.1	0.1	0.1	0.2	0.0	28.7	9.6	5.6	6.3	6.6	10.2
Euro Area	163	0.0	0.0	0.0	0.0	0.0	0.0	0.3	0.0	0.0	0.0	0.0	0.3
Greece	174	0.3	0.0 r	0.0 r	0.2 r
Australia	193	0.0	0.0 r	0.0 r	0.0 r	0.0 r	0.0 r	2.8	2.3 r	1.0 r	1.1 r	0.0 r	0.7 r
China,P.R.: Hong Kong	532	0.3	0.0 r	0.0 r	0.0 r	0.2 r	0.0 r
Israel	436	0.1	0.0 r	0.0 r	0.0 r	0.0 r	0.0 r
Japan	158	2.0	1.5 r	0.2 r	0.4 r	0.7 r	0.7 r
Korea, Republic of	542	0.0	0.0 r	0.0 r	0.0 r	0.5	0.2 r	0.1 r	0.1 r	0.1 r	0.2 r
New Zealand	196	0.0	0.0 r	3.1	0.9 r	0.7 r	0.6 r	0.4 r	1.5 r
Singapore	576	0.2 e	0.0 e	0.1 e	0.1 e	0.0 e	17.0	4.3 r	3.0 r	3.8 r	5.0 r	5.3 r
Taiwan Prov.of China	528	0.0 e	0.1 e	0.1 e	0.1 e	0.0 e	0.0 e	0.0 e
United States	111	0.1	0.1 r	0.0 r	0.0 r	0.0 r	0.0 r	2.3	0.3 r	0.4 r	0.2 r	0.2 r	1.5 r
Emerg. & Dev. Economies	200	0.7	0.1	0.2	0.2	0.2	0.1	4.7	2.9	1.0	0.9	1.3	1.6
Emerg. & Dev. Asia	505	0.2	0.0	0.1	0.0	0.1	0.0	3.5	2.4	0.6	0.7	1.0	1.2
China,P.R.: Mainland	924	0.0 e	0.0 e	0.0 e	0.2	0.2 r	0.0 r	0.0 r	0.1 r	0.1 r
Fiji	819	0.1	0.0 r	0.1 r	0.0 r	0.1 r	0.0 r	2.0	1.4 r	0.3 r	0.4 r	0.6 r	0.7 r
Indonesia	536	0.0	0.0 r	0.0 r	0.0 r	0.0 r	0.0 r	0.4	0.1 r	0.1 r	0.1 r	0.1 r	0.1 r
Malaysia	548	0.0 e	0.0 e	0.0 e	0.0 e	0.1	0.1 r	0.0 r	0.0 r	0.0 r	0.0 r
Asia n.s.	598	0.9	0.6 r	0.1 r	0.2 r	0.3 r	0.3 r
Europe	170	0.3	0.0	0.1	0.1	0.1	0.1	0.0	0.0	0.0
Emerg. & Dev. Europe	903	0.3	0.0	0.1	0.1	0.1	0.1	0.0	0.0	0.0
Bosnia and Herzegovina	963	0.3 e	0.0 e	0.1 e	0.1 e	0.1 e	0.1 e
Sub-Saharan Africa	603	0.2	0.0	0.1	0.1	0.1	0.0	1.2	0.5	0.4	0.1	0.2	0.4
Côte d'Ivoire	662	0.1 e	0.0 e	0.0 e	0.0 e	0.0 e	0.0 e
Namibia	728	0.1 e	0.0 e	0.0 e	0.0 e	0.0 e	0.0 e
Nigeria	694	0.2 e	0.0 e	0.0 e	0.1 e	0.0 e	0.0 e
South Africa	199	0.0 e	0.0 e	0.0 e	0.0 e	0.0 e	1.0	0.2 r	0.4 r	0.1 r	0.2 r	0.4 r
Togo	742	0.3 e
Memorandum Items													
Africa	605	0.2	0.0	0.1	0.1	0.1	0.0	1.2	0.5	0.4	0.1	0.2	0.4
European Union	998	0.1	0.0	0.0	0.0	0.0	0.0	0.4	0.0	0.0	0.0	0.1	0.3
Export earnings: fuel	080	0.2	0.0	0.0	0.1	0.0	0.0	0.0	0.0	0.0	0.0	0.0	0.0
Export earnings: nonfuel	092	0.8	0.1	0.2	0.2	0.3	0.1	33.4	12.5	6.5	7.2	7.9	11.8

Uganda (746)

In Millions of U.S. Dollars

		Exports (FOB)						Imports (CIF)					
		2016	2015Q4	2016Q1	2016Q2	2016Q3	2016Q4	2016	2015Q4	2016Q1	2016Q2	2016Q3	2016Q4
IFS World		637.6	717.2	724.0	1,072.1	956.1	992.1
World	001	2,025.4	500.5	551.4	533.9	489.3	450.7	5,654.3	1,253.2	1,147.9	1,196.8	1,256.0	2,053.6
Advanced Economies	110	504.4	115.8	142.9	139.3	123.5	98.7	1,168.8	257.5	230.8	266.6	275.8	395.6
Euro Area	163	339.2	73.8	94.6	88.8	87.9	67.9	420.0	74.1	92.4	105.2	92.9	129.4
Austria	122	10.0	0.9	2.6	2.5	4.0 r
Belgium	124	54.2	9.9	14.7	12.2	20.2	7.3 r	54.3	5.9	7.5	17.3	13.8	15.6 r
Cyprus	423	1.2	0.3	0.2	0.4	0.2	0.4 r
Finland	172	0.4	0.0	0.3	0.1	0.0 r	4.3	0.7	1.2	1.9	0.7	0.5 r
France	132	9.0	1.4	2.3	2.6	1.6	2.4 r	27.2	9.0	5.8	6.3	6.6	8.5 r
Germany	134	61.8	14.2	17.6	23.3	13.9	7.0 r	115.5	21.3	21.2	32.0	27.4	34.9 r
Greece	174	3.2	1.7	1.3	0.7	0.8	0.4 r	1.0	0.2	0.0	0.2	0.5	0.2 r
Ireland	178	27.7	6.8	7.6	3.9	5.1	11.1 r
Italy	136	92.0	18.5	23.5	20.1	23.9	24.5 r	47.6	7.2	10.8	14.3	9.2	13.4 r
Latvia	941	12.3	7.1	4.2	0.9	0.0 r
Lithuania	946	14.8	5.7	6.1	4.0	4.6	0.1 r
Netherlands	138	75.2	15.5	21.7	18.9	17.6	17.0 r	70.2	12.0	18.4	13.0	13.7	25.1 r
Portugal	182	13.1	3.5	3.0	3.8	3.1	3.1 r	1.7	0.5	0.6	0.4	0.6	0.2 r
Slovenia	961	0.8	0.4	0.7	0.1	0.0	0.0 r
Spain	184	29.5	8.8	9.9	6.7	6.7	6.2 r	32.1	4.5	4.8	4.7	7.1	15.5 r
Australia	193	0.9	0.3	0.6	0.3	0.0	0.0 r	4.6	0.8	1.0	0.7	0.8	2.1 r
Canada	156	7.2	1.1	3.9	2.0	0.9	0.4 r	27.6	3.5	4.4	5.8	6.2	11.3 r
China,P.R.: Hong Kong	532	36.9	8.1	11.2	9.3	8.1	8.4 r	33.3	11.6	9.4	6.5	6.3	11.1 r
Czech Republic	935	19.8	2.5	0.2	6.1	9.7	3.8 r
Denmark	128	0.5	0.5	0.2	0.2	0.1	27.1	10.2	3.6	6.5	13.1	3.9 r
Iceland	176	0.3	0.0	0.2	0.1	0.0	0.0 r
Israel	436	7.0	3.2	1.4	1.8	1.9	1.8 r	5.2	1.4	1.0	1.2	1.4	1.7 r
Japan	158	8.1	5.4	1.6	3.2	1.9	1.4 r	295.9	71.9	55.0	56.0	68.0	116.9 r
Korea, Republic of	542	2.2	1.2	0.8	1.2	0.1	0.0 r	39.6	8.5	7.9	8.2	9.7	13.8 r
New Zealand	196	0.1	0.0	0.1	0.0	0.8	0.2	0.5	0.0	0.2	0.1 r
Norway	142	0.3	0.1	0.0	0.1	0.2	0.1 r	5.3	0.7	0.5	0.9	1.4	2.5 r
Singapore	576	13.5	0.6	3.6	6.6	2.7	0.6 r	39.5	10.0	5.6	16.3	10.6	7.0 r
Sweden	144	4.3	1.3	0.8	1.9	0.8	0.7 r	17.6	4.9	5.1	3.2	3.6	5.6 r
Switzerland	146	33.4	8.2	9.4	9.7	7.1	7.2 r	47.6	3.8	3.7	7.6	10.9	25.5 r
Taiwan Prov. of China	528	0.5	0.2	0.1	0.1	0.2	0.1 r	12.5	3.6	4.9	2.9	1.6	3.0 r
United Kingdom	112	13.4	3.4	4.5	4.0	3.1	1.8 r	75.7	19.5	21.5	18.5	16.0	19.7 r
United States	111	36.8	8.6	10.1	10.0	8.4	8.3 r	96.3	30.4	13.9	20.8	23.3	38.3 r
Emerg. & Dev. Economies	200	1,408.7	346.6	380.4	368.8	336.1	323.4	4,485.1	994.0	917.1	930.1	980.0	1,657.8
Emerg. & Dev. Asia	505	100.9	19.2	38.8	24.3	21.0	16.7	2,420.1	547.2	541.6	501.2	498.9	878.5
Bangladesh	513	4.5	3.1	0.5	1.3	0.8	1.9 r
China,P.R.: Mainland	924	29.2	6.5	11.2	5.3	6.0	6.6 r	1,011.7	212.3	226.1	206.9	225.6	353.1 r
India	534	39.7	7.0	13.4	9.9	10.6	5.8 r	970.1	271.0	250.5	225.9	169.3	324.3 r
Indonesia	536	9.2	1.4	5.5	1.6	1.0	1.1 r	215.9	41.2	39.6	42.8	58.0	75.4 r
Malaysia	548	16.8	3.5	7.4	6.2	1.6	1.7 r	61.2	5.4	13.6	14.7	10.5	22.4 r
Philippines	566	3.3	0.4	0.7	0.2	0.6	1.8 r
Sri Lanka	524	1.7	0.5	0.3	0.3	0.4	0.7 r
Thailand	578	0.3	0.4	0.1	0.1	0.1	0.0 r	40.0	9.3	9.1	8.2	12.7	10.0 r
Vietnam	582	2.0	0.4	0.4	0.9	0.3	0.4 r	111.6	4.0	1.2	0.8	20.8	88.9 r
Asia n.s.	598	3.7	0.8	0.3	1.4	1.1 r	0.1	0.0	0.0	0.0	0.1 r
Europe	170	42.6	6.0	21.3	10.1	5.9	5.2	143.0	38.1	24.9	22.5	27.8	67.7
Emerg. & Dev. Europe	903	27.0	3.3	10.9	7.7	4.4	3.9	71.9	8.3	16.1	11.3	12.6	31.9
Bulgaria	918	0.6	0.1	0.3	0.0	0.1	0.3 r
Croatia	960	1.8	0.1	0.5	0.2	0.4	0.8 r	0.6	0.0	0.1	0.4 r
Hungary	944	0.0	0.0	0.0	0.0	10.5	1.4	2.6	1.7	2.3	3.9 r
Poland	964	7.0	1.9	1.5	1.9	1.5	2.1 r	32.3	2.0	7.0	4.4	4.8	16.1 r
Romania	968	4.9	1.0	1.7	1.0	2.0	0.2 r	0.5	0.2	0.3	0.0	0.1	0.1 r
Serbia, Republic of	942	0.1	0.0	0.0	0.0	0.0	0.0 r
Turkey	186	13.2	0.3	7.2	4.6	0.5	0.9 r	27.4	4.6	6.0	5.2	5.2	11.0 r
CIS	901	15.6	2.6	10.4	2.4	1.5	1.3	71.0	29.9	8.8	11.2	15.2	35.9
Russian Federation	922	12.9	1.4	9.7	1.2	1.2	0.8 r	55.9	26.5	6.6	8.1	12.2	28.9 r
Ukraine	926	2.7	1.3	0.7	1.2	0.3	0.5 r	15.2	3.4	2.2	3.1	2.9	7.0 r

Uganda (746)

In Millions of U.S. Dollars

		Exports (FOB)						Imports (CIF)					
		2016	2015Q4	2016Q1	2016Q2	2016Q3	2016Q4	2016	2015Q4	2016Q1	2016Q2	2016Q3	2016Q4
Mid East, N Africa, Pak	440	305.4	66.2	109.8	106.3	60.2	29.1	983.8	194.9	154.4	206.4	245.2	377.8
Bahrain, Kingdom of	419	15.7	0.6	4.5	6.3	4.8	0.2 r
Djibouti	611	0.2	0.1	0.0	0.2
Egypt	469	0.7	1.0	0.3	0.1	0.3	0.1 r	70.7	18.0	13.6	12.1	15.9	29.1 r
Iran, I.R. of	429	6.4	0.7	0.5	1.0	2.2	2.7 r
Jordan	439	2.3	0.5	0.6	0.5	0.6	0.6 r	2.0	1.1	0.5	0.3	0.6	0.6 r
Kuwait	443	0.4	0.0	0.0	0.0	0.2	0.2 r
Lebanon	446	2.1	0.3	0.5	0.6	0.5	0.5 r	4.4	1.0	1.9	0.8	0.7	1.0 r
Morocco	686	4.5	1.7	1.3	1.1	1.0	1.1 r	2.7	0.1	0.2	0.4	0.5	1.6 r
Oman	449	45.6	6.5	3.1	14.6	5.8	22.1 r
Pakistan	564	3.2	0.5	1.1	0.4	0.8	1.0 r	40.2	10.9	15.6	11.6	6.7	6.3 r
Qatar	453	8.4	1.3	2.0	1.3	2.0	3.1 r
Saudi Arabia	456	1.6	0.6	0.4	0.4	0.4	0.4 r	250.8	48.8	31.0	67.4	68.3	84.2 r
Somalia	726	4.0	0.3	0.8	0.7	1.0	1.4 r
Sudan	732	51.7	19.9	12.5	14.8	13.9	10.5 r	0.2	0.0	0.0	0.0	0.1	0.0 r
Tunisia	744	8.6	0.1	1.7	1.8	5.2 r	0.5	0.1	0.1	0.1	0.3 r
United Arab Emirates	466	226.5	41.4	92.4	86.0	39.8	8.3 r	535.8	105.8	81.6	90.6	137.3	226.3 r
Sub-Saharan Africa	603	956.9	254.6	207.7	228.0	248.9	272.3	897.6	211.8	191.8	195.9	197.5	312.5
Burundi	618	48.1	13.4	10.4	10.8	13.9	13.1 r	1.7	0.6	0.3	0.4	0.3	0.7 r
Congo, Dem. Rep. of	636	180.3	39.7	39.1	42.6	49.8	48.8 r	3.1	0.5	0.7	0.4	0.7	1.3 r
Côte d'Ivoire	662	2.1	0.3	0.3	0.4	0.5	0.9 r
Ethiopia	644	0.4	0.1	0.0	0.0	0.3	0.0 r	0.9	0.0	0.6	0.2	0.0	0.1 r
Ghana	652	0.2	0.2	0.1	0.0	0.0	0.1 r
Kenya	664	423.0	121.4	97.3	95.9	105.3	124.5 r	520.8	122.5	121.9	115.2	107.7	176.0 r
Liberia	668	0.5	0.1	0.1	0.2	0.2	0.0 r
Madagascar	674	0.1
Malawi	676	0.3	0.0	0.0	0.1	0.1	0.0 r	0.8	0.1	0.0	0.5	0.1	0.1 r
Mauritius	684	0.2	0.5	0.0	0.1	6.5	2.8	1.5	1.3	1.4	2.3 r
Mozambique	688	4.1	0.9	1.0	1.5	0.4	1.1 r
Nigeria	694	0.8	0.2	0.1	0.2	0.4	0.1 r
Rwanda	714	192.1	57.2	44.4	43.2	50.3	54.2 r	11.2	1.8	2.6	3.0	2.3	3.3 r
Seychelles	718	0.1	0.0	0.0	0.0	0.0	0.0 r	0.2	0.2	0.1	0.1	0.0	0.0 r
South Africa	199	17.1	1.1	1.4	13.7	1.0	1.0 r	253.1	61.2	47.3	50.6	59.0	96.3 r
Swaziland	734	0.3	0.0	0.2	0.1	0.0	22.8	5.3	5.0	4.6	6.1	7.2 r
Tanzania	738	68.3	20.7	11.9	13.6	22.1	20.7 r	60.5	12.7	8.8	15.1	16.3	20.3 r
Zambia	754	10.4	0.4	0.2	1.9	3.2	5.2 r	1.9	2.1	0.5	0.4	0.6	0.5 r
Zimbabwe	698	0.0	0.0	0.0	0.0	0.0	0.0 r	1.2	0.1	0.3	0.8	0.0	0.1 r
Africa n.s.	799	16.3	2.7	5.8	3.0	4.7 r	5.0	0.5	1.0	1.2	2.2 r
Western Hemisphere	205	3.0	0.6	2.8	0.1	0.0	0.0	40.6	2.0	4.4	4.1	10.7	21.3
Argentina	213	0.3	0.0	0.2	0.0	0.1	0.0 r
Brazil	223	0.0	0.0	0.0	36.1	1.7	3.8	2.3	9.9	20.1 r
Colombia	233	0.2	0.0	0.1	0.1	0.0
Ecuador	248	0.0	0.6	0.0
Guatemala	258	0.9	0.9	0.0
Mexico	273	1.1	0.2	0.2	0.7	0.2	0.1 r
Uruguay	298	0.1	0.1	0.0	0.1	0.1
Western Hem. n.s.	399	3.0	2.8	0.1	0.0	0.0 r	1.8	0.1	0.1	0.5	1.1 r
Other Countries n.i.e	910	0.3	0.0	0.0	0.2	0.1
Korea, Dem. People's Rep.	954	0.3	0.0	0.0	0.2	0.1 r
Countries & Areas n.s.	898	112.3	38.1	28.1	25.8	29.7	28.7 r	0.1	1.8	0.0	0.0	0.0	0.0 r
Memorandum Items													
Africa	605	1,025.9	276.7	222.2	246.4	266.8	290.5	901.0	211.9	192.0	196.4	198.1	314.4
Middle East	405	233.1	43.7	94.2	87.6	41.6	9.8	940.2	183.9	138.6	194.2	237.8	369.5
European Union	998	371.1	81.9	103.8	98.0	95.8	73.5	604.7	114.8	133.0	145.7	142.7	183.2
Export earnings: fuel	080	240.9	43.9	102.5	87.6	41.4	9.4	920.0	190.5	129.4	189.6	233.2	367.8
Export earnings: nonfuel	092	1,784.5	456.6	448.9	446.4	447.9	441.2	4,734.3	1,062.8	1,018.5	1,007.2	1,022.8	1,685.8

Ukraine (926)

In Millions of U.S. Dollars

		Exports (FOB)						Imports (CIF)					
		2016	2015Q4	2016Q1	2016Q2	2016Q3	2016Q4	2016	2015Q4	2016Q1	2016Q2	2016Q3	2016Q4
IFS World		36,369.0	9,780.2	7,717.0	8,905.0	9,251.0	10,490.0	39,184.0	9,853.4	8,726.0	8,527.0	10,294.0	11,602.0
World	001	36,288.5	9,780.1	7,718.5	8,904.7	9,234.7	10,430.4	39,234.2	9,853.4	8,679.8	8,626.1	10,322.6	11,605.6
Advanced Economies	110	10,898.5	3,123.4	2,554.8	2,599.0	2,679.2	3,065.5	17,522.7	3,877.5	3,996.9	3,720.9	4,525.6	5,279.3
Euro Area	163	7,971.3	2,358.8	1,963.8	1,917.2	1,857.6	2,232.7	11,093.3	2,637.4	2,516.2	2,420.7	2,893.3	3,263.2
Austria	122	361.3	97.7	81.6	77.5	84.2	118.0	465.0	116.7	121.1	128.4	108.8	106.7
Belgium	124	251.5	69.6	45.5	39.4	108.9	57.7	450.1	90.9	92.9	121.0	109.8	126.5
Cyprus	423	53.5	12.2	10.9	18.2	10.0	14.5	22.1	5.0	3.6	4.6	8.0	5.9
Estonia	939	98.0	20.0	18.9	24.5	23.7	31.0	66.6	15.7	16.5	18.1	17.1	15.0
Finland	172	62.4	16.5	14.6	17.3	16.3	14.2	216.8	59.3	48.8	52.9	56.8	58.3
France	132	457.2	146.2	107.3	110.7	121.3	117.9	1,530.3	232.5	428.0	237.9	371.0	493.4
Germany	134	1,423.7	356.5	340.9	345.7	361.1	375.9	4,318.6	870.6	957.1	942.5	1,142.1	1,276.9
Greece	174	159.1	41.4	37.2	40.3	39.5	42.1	234.0	107.3	42.2	42.5	47.2	102.1
Ireland	178	45.5	26.1	22.3	11.6	2.1	9.5	84.7	21.0	20.0	22.0	20.7	21.9
Italy	136	1,932.6	572.5	411.4	519.7	440.3	561.2	1,358.7	286.9	289.4	311.5	407.5	350.3
Latvia	941	138.2	32.3	31.1	35.7	33.5	37.8	112.5	26.0	24.7	25.1	30.2	32.5
Lithuania	946	258.2	62.8	57.6	52.8	71.0	76.8	492.5	211.5	78.6	89.3	144.4	180.3
Luxembourg	137	5.1	1.4	1.0	1.3	1.5	1.3	59.5	18.3	17.7	13.8	13.6	14.4
Malta	181	7.7	1.1	0.8	6.1	0.6	0.2	11.5	5.4	2.8	3.6	1.8	3.3
Netherlands	138	996.4	266.3	277.5	243.4	216.4	259.1	546.8	130.5	115.6	137.2	139.8	154.2
Portugal	182	228.1	101.2	79.9	41.6	30.3	76.2	50.6	11.3	12.9	11.3	14.4	11.9
Slovak Republic	936	471.4	114.7	102.2	110.6	118.7	139.9	434.7	267.9	91.7	109.7	106.2	127.1
Slovenia	961	16.8	3.5	3.7	5.1	5.1	2.8	137.3	42.9	26.6	33.4	32.0	45.3
Spain	184	1,004.5	416.7	319.2	215.6	173.1	296.7	500.9	117.7	126.0	115.7	121.9	137.2
Australia	193	12.8	2.4	1.6	2.1	4.8	4.2	109.3	27.3	35.2	19.2	38.3	16.6
Canada	156	28.9	7.8	6.1	6.8	7.6	8.4	217.3	55.0	50.9	32.7	36.7	97.1
China,P.R.: Hong Kong	532	63.9	3.8	30.2	23.6	2.0	8.1	17.6	4.4	3.1	3.8	3.8	6.9
Czech Republic	935	560.8	138.1	117.4	149.8	149.3	144.3	654.8	127.8	121.2	157.5	194.1	182.0
Denmark	128	155.5	44.2	31.0	37.6	38.1	48.8	184.2	45.5	40.2	55.6	43.4	45.1
Iceland	176	0.6	0.1	0.1	0.2	0.2	0.1	64.3	16.2	20.4	7.1	10.6	26.2
Israel	436	488.6	159.0	98.7	138.7	118.6	132.5	184.8	25.9	53.2	55.4	36.5	39.7
Japan	158	185.5	59.4	40.8	46.2	35.3	63.1	552.0	97.0	98.3	131.2	155.1	167.4
Korea, Republic of	542	413.7	91.9	62.4	44.6	147.6	159.1	255.3	60.1	53.0	66.8	74.1	61.4
New Zealand	196	2.6	0.5	0.2	0.2	1.7	0.5	10.9	2.0	3.1	3.0	2.7	2.1
Norway	142	15.3	2.9	2.9	3.7	3.8	5.0	163.0	42.3	40.9	31.6	38.8	51.8
San Marino	135	0.4	0.4	0.2	0.2
Singapore	576	21.6	2.8	2.5	12.4	4.3	2.4	21.6	5.7	5.4	5.1	5.3	5.8
Sweden	144	71.3	20.0	16.1	14.5	20.6	20.0	419.0	98.2	91.3	95.2	104.1	128.4
Switzerland	146	106.2	16.7	17.2	24.5	34.0	30.5	984.1	100.6	161.7	90.7	253.5	478.3
Taiwan Prov.of China	528	54.3	8.9	9.0	12.5	16.7	16.1	189.9	39.1	43.8	41.9	52.7	51.5
United Kingdom	112	317.8	93.9	82.2	80.5	72.0	83.1	709.3	125.1	201.1	121.7	142.3	244.2
United States	111	427.5	112.3	72.4	83.9	165.0	106.2	1,691.9	368.0	458.1	381.9	440.6	411.3
Emerg. & Dev. Economies	200	25,335.2	6,630.7	5,134.6	6,282.7	6,554.3	7,363.6	21,694.3	5,968.3	4,673.9	4,899.6	5,794.8	6,326.0
Emerg. & Dev. Asia	505	5,383.3	1,189.2	1,198.7	1,310.9	1,395.5	1,478.2	6,181.2	1,384.7	1,368.7	1,340.4	1,671.2	1,800.9
Bangladesh	513	327.5	60.3	55.1	86.0	119.5	67.0	58.0	12.5	14.8	13.2	16.1	13.9
Cambodia	522	1.0	0.1	0.0	0.3	0.6	0.2	14.7	2.7	3.5	2.4	4.2	4.5
China,P.R.: Mainland	924	1,832.5	399.5	584.2	502.4	361.3	384.7	4,688.5	1,059.0	1,035.5	988.6	1,290.0	1,374.4
India	534	1,903.2	402.3	390.5	391.9	420.5	700.4	486.1	106.4	106.8	117.9	122.9	138.5
Indonesia	536	366.4	94.8	17.9	113.0	135.8	99.7	226.7	47.2	50.4	55.7	54.0	66.6
Lao People's Dem.Rep	544	2.4	0.9	1.5	0.9	0.7	0.2	0.1	0.2	0.2	0.2
Malaysia	548	126.2	39.2	23.2	33.1	33.6	36.3	167.5	37.5	41.1	37.8	40.8	47.8
Maldives	556	1.0	0.0	0.6	0.2	0.2
Marshall Islands	867	1.0	1.0	0.1	0.1
Mongolia	948	24.6	8.6	3.8	7.6	9.3	3.9	1.2	0.3	0.2	0.5	0.4	0.2
Myanmar	518	62.0	6.2	32.6	3.6	10.0	15.7	1.2	0.3	0.4	0.2	0.3	0.3
Nepal	558	19.0	2.3	4.2	7.7	3.4	3.8	0.1	0.0	0.0	0.0	0.0	0.1
Philippines	566	143.4	41.7	4.2	39.4	72.4	27.4	26.6	6.2	4.3	5.5	7.5	9.3
Sri Lanka	524	80.3	2.1	1.8	1.7	17.9	58.8	32.6	6.4	8.7	7.3	7.8	8.8
Thailand	578	413.5	111.7	67.8	95.4	196.2	54.1	172.5	38.5	35.1	43.9	43.3	50.2
Vietnam	582	77.8	19.2	11.9	26.4	14.7	24.8	304.2	67.2	67.8	67.3	83.4	85.7
Asia n.s.	598	1.6	0.3	1.1	0.2	0.2	0.3	0.2	0.0	0.2	0.1

Ukraine (926)

In Millions of U.S. Dollars

		Exports (FOB)						Imports (CIF)					
		2016	2015Q4	2016Q1	2016Q2	2016Q3	2016Q4	2016	2015Q4	2016Q1	2016Q2	2016Q3	2016Q4
Europe	170	13,119.7	3,741.0	2,612.5	3,389.0	3,474.7	3,643.4	13,946.5	4,187.4	2,911.6	3,185.1	3,738.1	4,111.6
Emerg. & Dev. Europe	903	6,698.3	1,741.4	1,470.2	1,748.9	1,673.0	1,806.2	5,316.9	1,353.7	1,203.6	1,234.1	1,319.0	1,560.1
Albania	914	26.0	6.7	8.1	4.4	6.0	7.5	3.8	0.4	0.7	1.3	1.1	0.7
Bosnia and Herzegovina	963	9.2	2.4	2.3	2.6	1.9	2.4	10.8	4.0	2.6	1.5	4.1	2.7
Bulgaria	918	418.2	93.2	92.2	111.3	103.2	111.5	172.9	57.4	34.0	38.0	44.0	56.9
Croatia	960	39.1	4.3	10.3	10.2	12.0	6.6	29.7	3.5	4.8	5.4	5.7	13.8
Faroe Islands	816	3.5	1.5	1.9	0.6	0.2	0.9
Hungary	944	1,053.1	252.0	258.3	277.7	255.1	262.0	802.0	266.4	217.8	196.8	193.9	193.5
Macedonia, FYR	962	25.9	3.6	5.6	2.6	8.1	9.6	11.7	4.1	3.2	2.6	2.4	3.5
Montenegro	943	4.7	0.1	0.7	1.2	2.7	2.7	1.3	0.2	0.1	2.4
Poland	964	2,200.2	512.0	460.6	537.4	556.9	645.3	2,692.8	630.8	532.4	640.0	712.3	808.0
Romania	968	717.2	154.2	166.8	184.8	182.3	183.2	380.6	79.1	102.4	79.5	87.1	111.6
Serbia, Republic of	942	156.1	20.7	24.9	43.1	44.2	44.0	106.5	20.3	25.6	29.7	28.2	23.0
Turkey	186	2,048.7	692.2	441.2	574.1	502.2	531.2	1,100.0	284.8	278.2	238.5	239.9	343.3
CIS	901	6,421.4	1,999.6	1,142.4	1,640.2	1,801.6	1,837.2	8,629.6	2,833.7	1,708.0	1,951.0	2,419.1	2,551.5
Armenia	911	88.9	24.6	18.3	21.7	24.1	24.8	8.2	1.7	2.0	1.0	2.1	3.1
Azerbaijan, Rep. of	912	248.0	71.3	33.7	66.6	75.6	72.1	39.7	12.6	4.2	10.7	13.3	11.5
Belarus	913	903.3	236.0	147.0	226.8	252.4	277.1	2,777.3	658.7	570.3	692.3	748.5	766.1
Georgia	915	390.9	110.4	66.7	95.7	108.8	119.7	65.8	20.0	12.5	12.1	15.5	25.7
Kazakhstan	916	400.1	159.8	79.8	120.4	104.5	95.4	434.3	117.0	70.4	82.1	115.8	166.0
Kyrgyz Republic	917	40.4	14.0	6.2	13.0	11.8	9.5	1.8	4.0	0.3	0.4	0.7	0.4
Moldova	921	481.2	125.0	90.6	123.7	134.7	132.2	47.6	14.0	10.8	10.3	12.4	14.2
Russian Federation	922	3,591.8	1,174.5	649.9	878.0	1,026.1	1,037.9	5,148.3	1,979.8	1,020.7	1,116.3	1,478.3	1,533.0
Tajikistan	923	25.4	7.2	2.2	6.1	10.1	6.9	1.2	0.2	0.1	0.1	0.6	0.5
Turkmenistan	925	109.0	33.2	21.4	48.9	16.2	22.5	34.3	9.2	5.0	5.1	12.0	12.2
Uzbekistan	927	142.4	43.5	26.6	39.2	37.4	39.3	71.1	16.4	11.8	20.5	19.9	18.8
Mid East, N Africa, Pak	440	6,012.7	1,504.0	1,162.2	1,396.7	1,456.5	1,997.3	437.5	105.7	108.7	112.6	110.2	106.1
Afghanistan, I.R. of	512	6.7	1.6	1.9	2.5	2.2	0.0	0.0	0.0	0.0	0.0
Algeria	612	236.8	36.7	43.6	29.3	77.8	86.1	6.8	5.2	2.8	0.9	1.8	1.3
Bahrain, Kingdom of	419	5.2	0.2	1.0	2.9	1.4	0.1	0.0	0.0	0.0
Djibouti	611	14.9	30.4	13.1	0.3	0.9	0.6	0.0
Egypt	469	2,266.2	520.8	455.6	679.3	434.8	696.5	48.7	7.2	17.4	12.9	8.5	9.9
Iran, I.R. of	429	705.1	65.4	111.4	131.0	51.3	411.4	40.0	7.8	7.5	10.4	10.8	11.2
Iraq	433	374.4	110.6	97.8	100.2	86.9	89.5
Jordan	439	144.5	50.6	21.2	42.9	43.9	36.6	9.1	1.2	1.3	1.4	3.8	2.5
Kuwait	443	17.7	1.5	1.5	1.8	5.9	8.5	0.0	0.0	0.0	0.0	0.0	0.0
Lebanon	446	338.5	89.2	78.8	83.0	80.0	96.7	1.1	0.6	0.5	0.1	0.2	0.2
Libya	672	247.8	58.3	21.4	42.3	87.2	96.9
Mauritania	682	13.6	4.9	0.9	1.2	10.6	0.9	4.2	0.6	1.8	0.9	1.1	0.3
Morocco	686	247.4	77.1	55.4	41.3	85.4	65.3	33.5	8.7	6.2	11.7	7.3	8.2
Oman	449	51.9	8.1	16.7	12.5	11.3	11.4	1.7	0.9	0.3	0.4	0.5	0.6
Pakistan	564	114.3	10.1	29.0	25.3	27.4	32.6	47.6	11.8	15.8	9.9	9.3	12.6
Qatar	453	12.4	8.3	1.9	4.2	3.7	2.6	26.3	2.6	3.5	3.5	15.7	3.5
Saudi Arabia	456	592.9	152.2	81.2	72.3	284.7	154.7	139.4	43.8	30.9	39.2	31.7	37.6
Somalia	726	13.1	0.1	2.1	1.4	3.8	5.8	0.2	0.0	0.0	0.2
Sudan	732	34.6	20.5	13.4	6.1	1.9	13.2	1.0	0.0	0.0	0.1	0.1	0.9
Syrian Arab Republic	463	43.2	55.9	18.1	0.6	17.6	6.9	0.6	0.2	0.2	0.1	0.1	0.2
Tunisia	744	235.8	123.7	38.4	47.7	47.5	102.2	13.9	2.6	3.2	3.9	4.4	2.4
United Arab Emirates	466	277.6	66.9	56.0	67.3	84.6	69.7	63.4	12.5	17.2	16.9	14.8	14.6
West Bank and Gaza	487	14.6	3.2	3.5	3.0	3.4	4.6	0.0	0.0	0.0	0.0	0.0
Yemen, Republic of	474	3.4	7.7	1.0	1.0	0.4	1.0	0.0	0.0	0.0
Sub-Saharan Africa	603	549.1	149.7	99.4	142.2	139.7	167.8	444.5	120.7	105.7	85.7	108.2	144.9
Angola	614	15.4	3.5	1.8	1.6	4.5	7.5	0.3	0.0	0.3
Benin	638	3.8	0.0	0.8	0.1	2.7	0.2	0.0	0.0	0.0	0.0
Burkina Faso	748	3.3	0.5	0.9	1.1	0.9	0.5	0.0	0.0	0.0	0.0
Cabo Verde	624	0.1
Cameroon	622	11.8	2.7	1.7	3.5	4.5	2.2	2.1	0.4	0.5	0.4	0.9	0.3
Central African Rep.	626	1.5	0.1	1.5	0.0	0.0	0.0
Chad	628	0.4
Comoros	632	0.0	0.1

Ukraine (926)

In Millions of U.S. Dollars

		Exports (FOB)						Imports (CIF)					
		2016	2015Q4	2016Q1	2016Q2	2016Q3	2016Q4	2016	2015Q4	2016Q1	2016Q2	2016Q3	2016Q4
Congo, Dem. Rep. of	636	22.6	7.1	16.1	0.7	0.8	5.0	7.0	5.6	0.0	0.2	1.0	5.8
Congo, Republic of	634	2.7	0.4	1.6	0.5	0.6	0.3	0.0	0.1	0.0	0.2
Côte d'Ivoire	662	10.2	3.1	5.1	2.0	1.9	1.3	36.8	11.4	9.8	4.4	10.4	12.2
Equatorial Guinea	642	0.5	0.0
Ethiopia	644	124.4	57.2	32.2	26.6	20.5	45.1	3.1	0.4	1.0	0.5	1.0	0.5
Gabon	646	10.0	0.8	4.4	2.2	3.5	11.6	1.7	0.0	9.9
Gambia, The	648	0.0	0.2	0.0
Ghana	652	25.6	8.9	5.0	6.3	5.0	9.3	87.9	24.3	10.0	11.0	25.6	41.4
Guinea	656	17.4	0.8	2.4	0.5	1.0	13.4	95.1	31.5	32.5	26.7	17.6	18.3
Kenya	664	32.0	9.1	4.2	8.5	13.7	5.6	6.5	1.2	1.9	1.3	1.4	1.9
Liberia	668	3.0	2.4	0.3	0.9	0.9	0.9	3.3	0.4	1.2	0.3	0.2	1.5
Madagascar	674	1.0	0.0	0.1	0.2	0.7	1.5	0.5	0.6	0.3	0.5
Malawi	676	0.2	0.0	0.2	0.0	25.8	3.6	7.1	5.8	5.4	7.5
Mali	678	12.0	1.1	6.7	2.2	3.2	0.2	0.0	0.2	0.0	0.0
Mauritius	684	0.9	0.2	0.1	0.0	0.6	0.1	0.4	0.1	0.1	0.0	0.2	0.1
Mozambique	688	2.8	0.8	2.4	0.0	0.3	10.5	4.5	3.0	2.5	2.2	2.8
Namibia	728	0.2	0.0
Niger	692	0.9	0.5	0.3	0.1	0.0	0.0	0.0
Nigeria	694	104.2	25.0	9.2	18.4	49.1	27.5	0.7	0.1	0.2	0.3	0.2	0.1
Rwanda	714	1.8	0.5	0.4	0.4	0.6	0.4	0.0	0.0	0.0	0.0	0.0	0.0
Senegal	722	64.5	9.0	11.1	20.1	22.0	11.3	0.7	0.0	0.0	0.1	0.4	0.0
Seychelles	718	0.0	0.2
Sierra Leone	724	1.3	0.2	0.6	0.4	0.3	5.3	0.0	0.1	3.1	2.1
South Africa	199	60.0	8.7	5.7	25.7	3.5	25.1	117.7	30.7	34.6	22.7	30.2	30.3
South Sudan, Rep. of	733	4.0	0.4	3.3	0.5	0.3	1.0	0.0	0.2	0.6	0.2
Tanzania	738	2.1	4.7	1.5	0.4	0.0	0.1	11.6	3.4	3.3	2.4	2.0	4.0
Togo	742	1.3	0.1	0.9	0.2	0.2	0.0	0.0	0.0	0.0	0.0
Uganda	746	2.9	0.7	0.9	0.2	0.7	1.1	4.7	0.6	0.6	1.3	2.0	0.8
Zambia	754	0.1	0.1	0.1	0.0	1.3	0.1	1.2	0.1
Zimbabwe	698	5.3	0.0	4.7	0.2	0.4	8.9	1.4	2.9	2.2	3.8
Western Hemisphere	205	270.5	46.8	61.8	43.9	88.0	76.8	684.6	169.8	179.1	175.8	167.1	162.5
Argentina	213	1.9	0.3	0.4	0.4	0.7	0.3	66.4	10.0	19.5	14.6	19.2	13.1
Aruba	314	0.1
Belize	339	0.9	3.4	0.3	0.6	0.0	1.1	0.0	1.0	0.0	0.0
Bolivia	218	0.0	0.1	0.0	0.0	0.6	0.1	0.5	0.1
Brazil	223	20.5	1.3	7.9	1.5	1.7	9.4	193.0	43.1	46.6	45.8	52.5	48.1
Chile	228	3.9	0.6	1.1	1.4	0.7	0.7	33.9	6.4	14.1	6.3	3.2	10.3
Colombia	233	40.7	5.4	10.8	8.8	3.8	17.2	10.4	0.8	1.0	1.5	1.9	6.1
Costa Rica	238	21.1	0.9	4.3	8.8	2.2	5.8	19.6	6.4	4.8	4.0	3.9	6.9
Dominican Republic	243	5.8	2.8	5.3	0.0	0.2	0.2	2.7	1.5	0.6	0.4	0.7	1.0
Ecuador	248	2.9	0.0	0.0	0.2	1.6	1.1	117.2	33.3	38.7	30.8	19.9	27.8
El Salvador	253	0.0	0.1
Falkland Islands	323	0.7	0.1	0.7
Greenland	326	0.0	0.0	4.1	0.4	1.2	1.3	0.4	1.1
Guatemala	258	0.4	0.4	0.1	0.2	0.0	0.0	76.8	19.9	17.9	19.1	22.4	17.5
Guyana	336	0.1	0.0	0.1	40.3	15.9	13.3	9.2	13.7	4.2
Honduras	268	0.0	0.0	0.0	0.0	1.4	0.3	0.6	0.4	0.4
Jamaica	343	0.0	0.0	3.0	2.9	1.5	1.4	0.1
Mexico	273	136.5	25.9	22.4	15.2	69.7	29.2	98.7	17.3	17.8	35.4	23.3	22.1
Nicaragua	278	0.0	0.1	0.0	0.6	0.2	0.6
Panama	283	14.2	3.7	6.4	2.8	3.5	1.6	2.4	7.7	0.2	1.0	0.9	0.3
Peru	293	9.5	0.1	0.1	0.9	0.7	7.9	4.6	1.2	1.2	1.3	1.0	1.2
St. Kitts and Nevis	361	1.8	0.3	0.3	0.6	0.9	0.8	0.0	0.8	0.0
Suriname	366	0.5	0.0	0.5	0.0	0.0	0.0
Trinidad and Tobago	369	0.1	0.0
Uruguay	298	0.1	0.1	0.0	0.0	6.2	2.1	2.2	1.4	1.8	0.8
Venezuela, Rep. Bol.	299	0.5	0.0	0.5	0.0	0.1	0.0
Western Hem. n.s.	399	8.9	1.2	2.9	3.0	1.7	1.2	0.0	0.1	0.0
Other Countries n.i.e	910	7.4	4.4	2.3	2.5	1.2	1.4	4.8	0.9	1.0	1.1	2.2	0.4
Cuba	928	7.4	1.9	2.3	2.5	1.2	1.4	1.0	0.6	0.2	0.3	0.1	0.3

Ukraine (926)

In Millions of U.S. Dollars

		Exports (FOB)						Imports (CIF)					
		2016	2015Q4	2016Q1	2016Q2	2016Q3	2016Q4	2016	2015Q4	2016Q1	2016Q2	2016Q3	2016Q4
Korea, Dem. People's Rep.	954	2.6	3.8	0.2	0.8	0.8	2.1	0.0
Countries & Areas n.s.	898	47.4	21.6	26.8	20.5	12.4	6.6	8.0	4.5
Memorandum Items													
Africa	605	1,341.3	442.7	266.4	266.0	367.1	441.7	503.1	137.7	119.8	103.1	122.3	157.9
Middle East	405	5,095.5	1,199.0	966.1	1,242.4	1,198.6	1,688.3	330.3	76.8	78.8	85.1	86.1	80.3
European Union	998	13,504.2	3,670.6	3,198.7	3,320.9	3,247.0	3,737.6	17,138.5	4,071.1	3,861.4	3,810.3	4,420.0	5,046.7
Export earnings: fuel	080	7,054.7	1,991.4	1,239.0	1,615.2	1,981.4	2,219.2	6,076.5	2,226.0	1,202.4	1,320.1	1,717.7	1,836.2
Export earnings: nonfuel	092	29,233.7	7,788.7	6,479.6	7,289.5	7,253.3	8,211.3	33,157.7	7,627.4	7,477.4	7,306.0	8,604.9	9,769.4

United Arab Emirates (466)

In Millions of U.S. Dollars

		Exports (FOB)						Imports (CIF)					
		2016	2015Q4	2016Q1	2016Q2	2016Q3	2016Q4	2016	2015Q4	2016Q1	2016Q2	2016Q3	2016Q4
IFS World	
World	001	195,334.8	48,511.5	43,533.9	50,003.8	50,983.6	50,813.5	278,472.0	71,205.8	64,340.6	71,043.7	65,932.4	77,155.2
Advanced Economies	110	66,072.3	13,870.1	14,993.4	17,143.5	18,768.8	15,166.7	87,735.4	22,916.7	20,396.7	21,735.9	20,223.6	25,379.3
Euro Area	163	7,810.0	1,937.0	1,888.5	2,286.4	2,066.2	1,568.8	30,797.8	8,358.7	6,936.6	8,072.8	6,962.0	8,826.3
Austria	122	178.2 e	46.7 e	89.3 e	35.9 e	27.6 e	25.4 e	692.4	198.7 r	171.5 r	180.1 r	146.6 r	194.2 r
Belgium	124	2,516.5 e	736.7 e	645.2 e	685.3 e	729.4 e	456.6 e	3,875.0	1,176.4 r	889.4 r	975.9 r	970.6 r	1,039.2 r
Cyprus	423	63.3 e	4.5 e	4.5 e	6.1 e	21.8 e	31.0 e	33.3	4.9 r	13.9 r	7.8 r	4.9 r	6.7 r
Estonia	939	3.4 e	1.0 e	0.9 e	0.6 e	0.7 e	1.2 e	34.3	9.2 r	7.3 r	11.7 r	7.8 r	7.6 r
Finland	172	10.8 e	3.0 e	3.0 e	1.8 e	3.2 e	2.8 e	284.7	107.6 r	64.5 r	68.9 r	57.8 r	93.5 r
France	132	1,089.0 e	400.2 e	230.9 e	352.7 e	273.4 e	232.0 e	4,493.8	1,147.2 r	1,126.8 r	1,058.8 r	1,063.7 r	1,244.4 r
Germany	134	833.6 e	198.3 e	212.8 e	230.0 e	193.2 e	197.6 e	12,196.4	3,190.4 r	2,525.6 r	3,475.6 r	2,505.8 r	3,689.4 r
Greece	174	40.6 e	11.0 e	8.7 e	12.3 e	9.7 e	10.0 e	128.9	39.8 r	29.1 r	26.1 r	35.7 r	38.0 r
Ireland	178	37.6 e	6.2 e	16.8 e	7.3 e	7.5 e	6.0 e	501.1	125.2 r	113.7 r	129.1 r	132.5 r	125.8 r
Italy	136	993.6 e	149.9 e	182.5 e	358.2 e	286.1 e	166.9 e	4,912.4	1,402.0 r	1,127.6 r	1,219.6 r	1,158.0 r	1,407.3 r
Latvia	941	5.1 e	0.8 e	0.7 e	1.3 e	1.8 e	1.4 e	13.8	2.1 r	4.2 r	3.7 r	2.5 r	3.3 r
Lithuania	946	4.9 e	0.1 e	0.4 e	0.9 e	0.7 e	2.9 e	33.1	15.1 r	15.8 r	6.6 r	6.4 r	4.2 r
Luxembourg	137	16.0 e	3.3 e	4.0 e	4.0 e	4.2 e	3.8 e	57.4	12.6 r	13.1 r	16.8 r	14.6 r	12.9 r
Malta	181	7.6 e	3.6 e	2.2 e	1.7 e	2.4 e	1.3 e	22.3	3.8 r	9.9 r	8.5 r	2.2 r	1.7 r
Netherlands	138	1,621.5 e	253.9 e	383.9 e	499.4 e	377.6 e	360.6 e	1,453.2	375.0 r	337.1 r	352.7 r	341.7 r	421.6 r
Portugal	182	17.6 e	7.3 e	3.6 e	2.2 e	4.7 e	7.1 e	219.2	59.1 r	50.5 r	52.6 r	50.4 r	65.7 r
Slovak Republic	936	1.0 e	0.3 e	0.3 e	0.3 e	0.2 e	0.1 e	241.8	71.2 r	51.0 r	70.0 r	57.9 r	63.0 r
Slovenia	961	9.3 e	1.6 e	3.3 e	2.9 e	1.7 e	1.5 e	64.2	13.1 r	14.5 r	16.9 r	16.0 r	16.8 r
Spain	184	360.3 e	108.6 e	95.8 e	83.5 e	120.3 e	60.6 e	1,540.4	405.2 r	371.3 r	391.2 r	387.0 r	391.0 r
Australia	193	1,543.0 e	315.2 e	302.0 e	382.3 e	444.1 e	414.7 e	1,832.4	496.4 r	422.0 r	510.8 r	377.0 r	522.6 r
Canada	156	96.8 e	27.8 e	30.8 e	29.3 e	20.5 e	16.2 e	1,613.8	428.8 r	350.6 r	445.2 r	335.1 r	482.9 r
China,P.R.: Hong Kong	532	3,576.6 e	958.3 e	998.8 e	931.0 e	884.2 e	762.6 e	3,852.0	933.8 r	1,032.7 r	953.8 r	915.2 r	950.4 r
China,P.R.: Macao	546	0.5 e	1.8 e	0.3 e	0.0 e	0.0 e	0.1 e	0.4	0.3 r	0.1 r	0.2 r	0.2 r	0.0 r
Czech Republic	935	55.8 e	12.2 e	11.9 e	13.7 e	14.8 e	15.4 e	459.4	114.8 r	117.3 r	112.3 r	117.3 r	112.4 r
Denmark	128	48.8 e	8.7 e	7.1 e	5.9 e	26.6 e	9.2 e	338.0	80.4 r	87.6 r	81.1 r	85.5 r	83.7 r
Iceland	176	0.4 e	0.1 e	0.1 e	0.1 e	0.1 e	0.2 e	3.2	0.9 r	0.8 r	0.7 r	0.9 r	0.8 r
Israel	436	0.3 e	0.3 e
Japan	158	16,321.9 e	4,475.6 e	3,793.2 e	3,628.1 e	4,623.1 e	4,277.5 e	10,105.1	2,802.9 r	2,442.0 r	2,323.9 r	2,599.1 r	2,740.1 r
Korea, Republic of	542	6,808.7 e	1,873.7 e	1,412.1 e	1,348.0 e	1,848.3 e	2,200.3 e	5,700.2	1,175.0 r	1,148.9 r	1,375.3 r	1,031.1 r	2,145.0 r
New Zealand	196	749.1 e	61.6 e	61.9 e	209.3 e	185.3 e	292.6 e	400.2	115.8 r	103.4 r	102.9 r	70.3 r	123.7 r
Norway	142	69.3 e	18.3 e	5.4 e	8.7 e	10.5 e	44.6 e	221.5	51.5 r	50.6 r	54.6 r	49.7 r	66.7 r
San Marino	135	2.9	0.8 r	0.7 r	0.8 r	0.7 r	0.8 r
Singapore	576	6,465.1 e	1,612.3 e	1,148.1 e	1,576.2 e	2,050.2 e	1,690.7 e	1,627.8	507.4 r	413.9 r	398.5 r	406.8 r	408.7 r
Sweden	144	24.3 e	9.5 e	8.3 e	5.6 e	4.6 e	5.8 e	803.8	283.9 r	170.9 r	218.1 r	201.8 r	212.9 r
Switzerland	146	15,630.4 e	824.6 e	3,648.8 e	5,018.7 e	4,992.9 e	1,970.1 e	4,150.6	1,247.7 r	950.8 r	918.6 r	810.0 r	1,471.2 r
Taiwan Prov.of China	528	2,196.2 e	770.7 e	504.4 e	615.8 e	525.1 e	550.9 e	872.7	218.7 r	213.1 r	244.1 r	188.2 r	227.4 r
United Kingdom	112	1,509.4 e	404.5 e	343.5 e	355.4 e	298.8 e	511.6 e	5,713.0	1,277.1 r	1,193.0 r	1,321.2 r	1,337.7 r	1,861.1 r
United States	111	3,166.0 e	558.3 e	828.1 e	729.0 e	773.4 e	835.5 e	19,240.2	4,821.7 r	4,761.9 r	4,601.2 r	4,735.0 r	5,142.2 r
Emerg. & Dev. Economies	200	113,946.4	30,739.7	25,048.5	29,112.9	28,268.4	31,516.7	91,986.6	21,220.8	20,513.8	23,748.1	22,577.0	25,147.8
Emerg. & Dev. Asia	505	40,251.2	10,509.5	8,702.1	9,861.6	10,111.8	11,575.7	51,789.5	11,750.0	11,722.6	13,800.4	12,831.5	13,434.9
Bangladesh	513	608.7 e	150.1 e	142.3 e	153.8 e	150.9 e	161.8 e	335.6	71.5 r	68.9 r	83.7 r	82.1 r	100.9 r
Bhutan	514	0.6 e	0.2 e	0.2 e	0.2 e	0.1 e	0.1 e	0.0	0.0 r	0.0 r	0.0 r	0.0 r	0.0 r
Brunei Darussalam	516	4.9 e	2.9 e	1.0 e	0.9 e	0.9 e	2.0 e	6.5	1.8 r	1.5 r	1.7 r	1.5 r	1.7 r
Cambodia	522	14.8 e	3.7 e	3.4 e	3.9 e	3.6 e	3.9 e	95.4	26.1 r	22.6 r	24.7 r	22.3 r	25.7 r
China,P.R.: Mainland	924	9,373.9 e	2,883.5 e	2,175.6 e	2,096.3 e	2,306.5 e	2,795.5 e	20,717.6	4,795.5 r	4,246.1 r	5,688.3 r	5,272.3 r	5,510.9 r
Fiji	819	2.0 e	0.7 e	0.4 e	0.5 e	0.5 e	0.5 e	2.2	0.6 r	0.5 r	0.6 r	0.5 r	0.6 r
F.T. French Polynesia	887	0.4 e	0.1 e	0.1 e	0.1 e	0.1 e	0.1 e	0.0	0.0 r	0.0 r	0.0 r	0.0 r	0.0 r
F.T. New Caledonia	839	11.2 e	2.7 e	2.8 e	2.8 e	2.8 e	2.8 e	0.3	0.1 r	0.1 r	0.1 r	0.1 r	0.1 r
India	534	18,185.0 e	4,498.9 e	3,761.6 e	4,678.7 e	4,510.9 e	5,233.8 e	18,914.2	4,031.6 r	4,586.2 r	5,030.7 r	4,676.9 r	4,620.4 r
Indonesia	536	1,241.7 e	335.8 e	296.8 e	300.5 e	299.7 e	344.8 e	1,594.1	356.3 r	368.5 r	406.2 r	376.7 r	442.7 r
Kiribati	826	0.8	0.2 r	0.2 r	0.2 r	0.2 r	0.2 r
Lao People's Dem.Rep	544	0.4	0.1 r	0.1 r	0.1 r	0.1 r	0.1 r
Malaysia	548	2,203.6 e	737.6 e	575.0 e	493.2 e	552.2 e	583.2 e	3,053.2	626.5 r	709.8 r	811.2 r	701.3 r	830.9 r
Maldives	556	314.7 e	70.8 e	71.4 e	85.8 e	77.1 e	80.3 e	2.0	0.5 r	0.5 r	0.5 r	0.5 r	0.5 r
Mongolia	948	1.3 e	0.4 e	0.4 e	0.3 e	0.3 e	0.3 e	1.1	0.3 r	0.3 r	0.3 r	0.3 r	0.3 r
Myanmar	518	117.0 e	32.5 e	29.2 e	27.1 e	28.2 e	32.5 e	81.7	22.4 r	19.4 r	21.2 r	19.1 r	22.0 r

United Arab Emirates (466)

In Millions of U.S. Dollars

		Exports (FOB)						Imports (CIF)					
		2016	2015Q4	2016Q1	2016Q2	2016Q3	2016Q4	2016	2015Q4	2016Q1	2016Q2	2016Q3	2016Q4
Nepal	558	228.9 e	45.6 e	39.9 e	60.1 e	65.3 e	63.6 e	1.7	0.5 r	0.4 r	0.4 r	0.4 r	0.5 r
Philippines	566	578.5 e	52.8 e	108.0 e	140.6 e	159.8 e	170.2 e	329.3	90.7 r	75.3 r	84.4 r	78.1 r	91.6 r
Solomon Islands	813	0.3	0.1 r	0.1 r	0.1 r	0.1 r	0.1 r
Sri Lanka	524	1,006.9 e	249.1 e	171.1 e	236.7 e	270.4 e	328.7 e	193.8	48.3 r	54.1 r	42.6 r	45.1 r	51.9 r
Thailand	578	5,844.2 e	1,319.8 e	1,215.0 e	1,456.7 e	1,551.6 e	1,620.9 e	2,848.1	687.1 r	711.2 r	668.8 r	708.0 r	760.0 r
Timor-Leste	537	0.1 e	0.0 e	0.0 e	0.0 e	0.0 e	0.0 e
Tonga	866	0.2 e	0.0 e	0.0 e	0.1 e	0.0 e	0.0 e
Vanuatu	846	0.0 e	0.0 e	0.0 e	0.0 e	0.0 e	0.0 e	0.1	0.0 r	0.0 r	0.0 r	0.0 r	0.0 r
Vietnam	582	512.8 e	122.2 e	108.0 e	123.4 e	130.9 e	150.5 e	2,214.3	606.9 r	525.4 r	573.1 r	518.7 r	597.1 r
Asia n.s.	598	1,396.9	382.9 r	331.4 r	361.6 r	327.2 r	376.7 r
Europe	170	4,408.5	654.0	529.9	1,353.1	872.7	1,652.9	7,530.6	1,485.6	1,529.0	1,713.6	1,690.1	2,597.9
Emerg. & Dev. Europe	903	3,712.3	492.4	418.1	1,076.7	731.1	1,486.4	5,741.2	976.7	1,129.2	1,286.9	1,242.9	2,082.2
Albania	914	5.1 e	1.5 e	1.2 e	1.4 e	1.2 e	1.3 e	3.9	1.1 r	0.9 r	1.0 r	0.9 r	1.0 r
Bosnia and Herzegovina	963	6.8 e	1.7 e	1.5 e	1.8 e	1.8 e	1.7 e	10.9	2.4 r	2.3 r	2.7 r	2.7 r	3.2 r
Bulgaria	918	22.4 e	6.2 e	6.4 e	4.8 e	5.1 e	6.0 e	368.1	94.0 r	106.0 r	34.1 r	88.8 r	139.2 r
Croatia	960	3.5 e	2.0 e	1.0 e	0.6 e	1.0 e	0.9 e	64.6	8.5 r	26.1 r	7.1 r	23.1 r	8.2 r
Faroe Islands	816	0.0 e	0.0 e	0.0 e	0.0 e	0.0 e	0.0 e	0.1	0.0 r	0.0 r	0.0 r	0.0 r	0.0 r
Hungary	944	3.6 e	0.9 e	1.0 e	1.0 e	0.9 e	0.6 e	284.1	76.9 r	62.7 r	74.3 r	67.4 r	79.7 r
Macedonia, FYR	962	1.6 e	0.4 e	0.4 e	0.4 e	0.4 e	0.4 e	2.9	0.8 r	0.7 r	0.8 r	0.7 r	0.8 r
Montenegro	943	0.5 e	0.1 e	0.2 e	0.2 e	0.1 e	0.1 e	0.0	0.0 r	0.0 r	0.0 r	0.0 r	0.0 r
Poland	964	111.2 e	20.2 e	23.2 e	27.6 e	30.9 e	29.5 e	490.4	100.4 r	123.3 r	143.0 r	111.5 r	112.5 r
Romania	968	35.6 e	4.0 e	3.1 e	2.7 e	8.1 e	21.7 e	535.5	76.7 r	113.3 r	86.4 r	197.7 r	138.0 r
Serbia, Republic of	942	30.4 e	4.4 e	9.2 e	9.6 e	5.0 e	6.5 e	32.0	5.1 r	10.6 r	4.1 r	9.1 r	8.3 r
Turkey	186	3,491.7 e	451.0 e	370.8 e	1,026.5 e	676.5 e	1,417.9 e	3,948.7	610.8 r	683.2 r	933.3 r	741.0 r	1,591.2 r
CIS	901	696.3	161.6	111.8	276.4	141.6	166.4	1,789.3	508.9	399.8	426.6	447.2	515.7
Armenia	911	52.2 e	14.4 e	8.4 e	11.9 e	12.3 e	19.6 e	16.2	0.6 r	1.7 r	2.1 r	7.2 r	5.1 r
Azerbaijan, Rep. of	912	40.5 e	12.5 e	8.9 e	10.5 e	11.5 e	9.6 e	3.6	0.5 r	0.6 r	0.8 r	0.9 r	1.2 r
Belarus	913	8.0 e	1.5 e	1.0 e	2.6 e	1.7 e	2.7 e	10.7	3.4 r	2.4 r	1.9 r	1.4 r	4.9 r
Georgia	915	130.4 e	43.2 e	24.1 e	35.1 e	34.0 e	37.2 e	5.9	1.6 r	2.2 r	1.7 r	0.8 r	1.1 r
Kazakhstan	916	65.1 e	15.6 e	11.7 e	17.8 e	17.2 e	18.5 e	73.7	20.2 r	17.5 r	19.1 r	17.3 r	19.9 r
Kyrgyz Republic	917	3.6 e	1.2 e	0.8 e	1.0 e	0.9 e	0.8 e	82.9	22.7 r	19.7 r	21.5 r	19.4 r	22.3 r
Moldova	921	1.0 e	0.2 e	0.2 e	0.3 e	0.3 e	0.3 e	5.3	1.5 r	1.3 r	1.4 r	1.2 r	1.4 r
Russian Federation	922	245.5 e	31.7 e	26.8 e	154.7 e	27.0 e	37.0 e	1,359.8	399.6 r	307.3 r	321.8 r	329.7 r	401.0 r
Tajikistan	923	90.3 e	29.5 e	13.7 e	26.7 e	22.9 e	27.0 e	0.4	0.1 r	0.1 r	0.1 r	0.1 r	0.1 r
Turkmenistan	925	2.7 r
Ukraine	926	59.8 e	11.8 e	16.2 e	15.9 e	13.9 e	13.7 e	211.2	50.9 r	42.6 r	51.2 r	64.4 r	53.0 r
Uzbekistan	927	19.8	5.0 r	4.5 r	5.0 r	4.7 r	5.6 r
Europe n.s.	884	0.1	0.0 r	0.0 r	0.0 r	0.0 r	0.0 r
Mid East, N Africa, Pak	440	61,857.3	17,785.4	14,244.5	16,024.8	15,361.6	16,226.4	15,684.1	3,649.4	3,345.5	4,010.2	3,801.2	4,527.3
Afghanistan, I.R. of	512	406.0 e	75.2 e	101.9 e	101.6 e	83.8 e	118.7 e	18.2	5.0 r	4.3 r	4.7 r	4.3 r	4.9 r
Algeria	612	349.8 e	85.6 e	83.9 e	89.1 e	87.5 e	89.3 e	6.4	1.7 r	1.5 r	1.6 r	1.5 r	1.7 r
Bahrain, Kingdom of	419	925.2 e	281.4 e	238.2 e	232.7 e	211.6 e	242.6 e	674.8	166.7 r	150.7 r	171.9 r	161.1 r	191.1 r
Djibouti	611	378.4 e	99.6 e	80.5 e	103.5 e	95.3 e	99.1 e	24.3	6.7 r	5.8 r	6.3 r	5.7 r	6.5 r
Egypt	469	722.0 e	202.7 e	165.3 e	193.6 e	180.2 e	183.0 e	1,286.6	261.0 r	285.7 r	327.2 r	307.8 r	366.0 r
Iran, I.R. of	429	16,771.5 e	3,789.6 e	3,223.3 e	4,385.4 e	4,210.5 e	4,952.3 e	984.8	187.2 r	193.1 r	242.9 r	243.9 r	305.0 r
Iraq	433	792.7	217.3 r	188.1 r	205.2 r	185.7 r	213.8 r
Jordan	439	697.8 e	212.9 e	152.8 e	218.4 e	152.6 e	174.1 e	297.5	73.7 r	56.8 r	77.9 r	91.6 r	71.2 r
Kuwait	443	2,401.4 e	698.1 e	563.5 e	622.0 e	553.6 e	662.3 e	782.8	160.5 r	158.5 r	194.5 r	192.3 r	237.6 r
Lebanon	446	318.2 e	87.5 e	84.5 e	85.2 e	72.3 e	76.2 e	315.3	106.6 r	78.0 r	86.1 r	74.9 r	76.4 r
Libya	672	39.4 e	10.9 e	9.0 e	10.8 e	9.5 e	10.1 e	1,267.4	347.4 r	300.7 r	328.0 r	296.9 r	341.8 r
Mauritania	682	243.8 e	59.3 e	69.9 e	51.8 e	62.8 e	0.9	0.2 r	0.2 r	0.2 r	0.2 r	0.2 r
Morocco	686	766.1 e	136.2 e	182.9 e	207.4 e	182.5 e	193.4 e	79.7	33.6 r	19.5 r	20.8 r	18.5 r	20.9 r
Oman	449	20,898.5 e	7,475.1 e	5,114.0 e	5,202.6 e	5,484.3 e	5,097.5 e	1,579.0	432.8 r	374.7 r	408.7 r	369.9 r	425.8 r
Pakistan	564	6,125.9 e	1,421.1 e	1,295.9 e	1,577.6 e	1,530.9 e	1,721.5 e	672.9	143.2 r	138.9 r	168.0 r	164.4 r	201.6 r
Qatar	453	2,572.3 e	718.5 e	697.6 e	651.9 e	598.6 e	624.2 e	705.5	152.3 r	146.0 r	176.3 r	172.2 r	211.0 r
Saudi Arabia	456	6,358.4 e	2,060.7 e	1,759.4 e	1,709.4 e	1,420.1 e	1,469.5 e	3,854.9	992.4 r	882.8 r	988.3 r	913.4 r	1,070.4 r
Somalia	726	108.3	32.5 r	27.1 r	28.5 r	24.9 r	27.8 r
Sudan	732	819.7 e	184.8 e	160.4 e	228.9 e	215.5 e	214.9 e	2,074.5	291.0 r	296.3 r	533.3 r	533.8 r	711.1 r
Syrian Arab Republic	463	59.8 e	17.9 e	14.7 e	14.5 e	14.0 e	16.6 e	39.2	10.7 r	9.3 r	10.1 r	9.2 r	10.6 r
Tunisia	744	105.0 e	27.1 e	25.2 e	28.2 e	24.4 e	27.2 e	83.1	20.1 r	20.5 r	20.9 r	20.5 r	21.1 r

United Arab Emirates (466)

In Millions of U.S. Dollars

		Exports (FOB)						Imports (CIF)					
		2016	2015Q4	2016Q1	2016Q2	2016Q3	2016Q4	2016	2015Q4	2016Q1	2016Q2	2016Q3	2016Q4
West Bank and Gaza	487	37.3 e	7.8 e	8.5 e	10.6 e	9.5 e	8.8 e	11.9	3.5 r	2.9 r	3.1 r	2.7 r	3.1 r
Yemen, Republic of	474	860.8 e	192.5 e	223.6 e	281.7 e	173.2 e	182.2 e	23.4	3.3 r	4.0 r	5.6 r	6.0 r	7.8 r
Sub-Saharan Africa	603	6,857.0	1,638.1	1,328.0	1,774.3	1,808.1	1,946.6	12,767.2	3,282.5	2,942.0	3,298.7	3,139.2	3,387.3
Angola	614	268.5 e	61.4 e	46.5 e	59.6 e	74.4 e	88.1 e	983.6	269.6 r	233.4 r	254.6 r	230.4 r	265.2 r
Benin	638	61.0 e	7.6 e	15.1 e	17.5 e	15.2 e	13.2 e	207.7	56.9 r	49.3 r	53.8 r	48.7 r	56.0 r
Botswana	616	20.0 e	7.0 e	4.7 e	5.0 e	4.8 e	5.5 e	470.8	129.1 r	111.7 r	121.9 r	110.3 r	127.0 r
Burkina Faso	748	9.7 e	2.0 e	2.0 e	2.4 e	2.4 e	2.9 e	3.1	0.8 r	0.7 r	0.8 r	0.7 r	0.8 r
Burundi	618	26.4 e	5.3 e	6.1 e	6.3 e	7.9 e	6.1 e	153.3	42.0 r	36.4 r	39.7 r	35.9 r	41.3 r
Cabo Verde	624	0.5 e	0.1 e	0.1 e	0.1 e	0.1 e	0.1 e	0.1	0.0 r	0.0 r	0.0 r	0.0 r	0.0 r
Cameroon	622	55.8 e	14.1 e	11.8 e	15.2 e	15.1 e	13.6 e	350.0	95.9 r	83.0 r	90.6 r	82.0 r	94.4 r
Central African Rep.	626	4.1 e	1.1 e	1.2 e	1.0 e	1.1 e	0.8 e	0.2	0.1 r	0.1 r	0.1 r	0.1 r	0.1 r
Chad	628	67.7	18.6 r	16.1 r	17.5 r	15.9 r	18.3 r
Comoros	632	50.4 e	11.9 e	9.8 e	17.1 e	10.5 e	13.0 e	10.5	3.2 r	2.6 r	2.8 r	2.4 r	2.7 r
Congo, Dem. Rep. of	636	146.3	40.1 r	34.7 r	37.9 r	34.3 r	39.4 r
Congo, Republic of	634	72.7 e	21.8 e	19.1 e	17.3 e	20.1 e	16.1 e	776.7	199.6 r	177.8 r	199.1 r	184.0 r	215.7 r
Côte d'Ivoire	662	37.7 e	15.4 e	11.2 e	9.5 e	8.9 e	8.0 e	30.0	8.3 r	7.2 r	7.8 r	7.0 r	8.0 r
Equatorial Guinea	642	2.9	0.8 r	0.7 r	0.8 r	0.7 r	0.8 r
Eritrea	643	61.9 e	34.1 e	12.6 e	21.6 e	12.9 e	14.8 e	19.4	5.3 r	4.6 r	5.0 r	4.5 r	5.2 r
Ethiopia	644	446.4 e	114.5 e	98.0 e	119.4 e	121.7 e	107.3 e	107.1	29.3 r	25.4 r	27.7 r	25.1 r	28.9 r
Gabon	646	26.9 e	11.8 e	6.2 e	6.2 e	8.1 e	6.4 e	20.1	5.9 r	5.0 r	5.3 r	4.7 r	5.2 r
Gambia, The	648	6.4 e	1.5 e	1.4 e	1.7 e	1.8 e	1.5 e	2.2	0.6 r	0.5 r	0.6 r	0.5 r	0.6 r
Ghana	652	291.2 e	82.0 e	65.7 e	82.5 e	71.5 e	71.4 e	499.8	137.0 r	118.6 r	129.4 r	117.1 r	134.8 r
Guinea	656	112.7 e	32.0 e	27.4 e	31.7 e	28.6 e	25.0 e	173.2	47.5 r	41.1 r	44.8 r	40.6 r	46.7 r
Guinea-Bissau	654	3.8	1.0 r	0.9 r	1.0 r	0.9 r	1.0 r
Kenya	664	1,046.9 e	277.6 e	210.9 e	288.2 e	270.6 e	277.2 e	136.8	26.8 r	27.2 r	33.9 r	33.8 r	42.0 r
Lesotho	666	0.5 e	0.1 e	0.1 e	0.1 e	0.1 e	0.1 e	18.2	5.0 r	4.3 r	4.7 r	4.3 r	4.9 r
Liberia	668	102.0	28.0 r	24.2 r	26.4 r	23.9 r	27.5 r
Madagascar	674	189.3 e	47.4 e	39.0 e	51.7 e	49.0 e	49.7 e	128.0	35.1 r	30.4 r	33.1 r	30.0 r	34.5 r
Malawi	676	188.5 e	56.3 e	41.1 e	49.6 e	53.9 e	44.0 e	54.4	14.9 r	12.9 r	14.1 r	12.7 r	14.7 r
Mali	678	36.8 e	8.5 e	8.8 e	8.9 e	8.2 e	11.0 e	2,335.1	640.1 r	554.0 r	604.4 r	547.0 r	629.7 r
Mauritius	684	81.4 e	19.1 e	14.3 e	21.3 e	21.0 e	24.8 e	2.4	0.7 r	0.6 r	0.6 r	0.6 r	0.6 r
Mozambique	688	255.0 e	79.7 e	51.9 e	65.2 e	62.0 e	75.9 e	82.9	22.6 r	19.6 r	21.5 r	19.4 r	22.4 r
Namibia	728	13.9 e	3.3 e	2.8 e	3.3 e	3.5 e	4.3 e	16.6	4.5 r	3.9 r	4.3 r	3.9 r	4.5 r
Niger	692	5.8 e	2.0 e	1.2 e	1.5 e	1.4 e	1.7 e	166.5	45.6 r	39.5 r	43.1 r	39.0 r	44.9 r
Nigeria	694	499.6 e	112.8 e	107.3 e	140.0 e	122.8 e	129.6 e	509.6	139.7 r	120.9 r	131.9 r	119.4 r	137.4 r
Rwanda	714	97.4 e	22.3 e	16.4 e	17.9 e	28.1 e	34.9 e	67.5	18.5 r	16.0 r	17.5 r	15.8 r	18.2 r
São Tomé & Príncipe	716	1.7 e	0.4 e	0.3 e	0.6 e	0.4 e	0.3 e
Senegal	722	148.9 e	31.3 e	26.8 e	35.8 e	41.1 e	45.3 e	55.4	19.3 r	13.1 r	14.3 r	13.0 r	14.9 r
Seychelles	718	176.0 e	53.8 e	38.7 e	42.5 e	44.8 e	49.9 e	0.8	0.2 r	0.2 r	0.2 r	0.2 r	0.2 r
Sierra Leone	724	65.7 e	38.7 e	25.2 e	17.1 e	10.9 e	12.5 e	29.8	8.2 r	7.1 r	7.7 r	7.0 r	8.0 r
South Africa	199	1,066.7 e	133.8 e	155.9 e	288.6 e	297.2 e	325.1 e	1,969.6	395.8 r	371.3 r	493.1 r	579.3 r	525.9 r
Swaziland	734	0.9 e	0.2 e	0.2 e	0.2 e	0.2 e	0.2 e	7.4	2.0 r	1.8 r	1.9 r	1.7 r	2.0 r
Tanzania	738	558.8 e	174.7 e	120.6 e	156.9 e	146.3 e	135.0 e	867.9	237.9 r	205.9 r	224.7 r	203.3 r	234.0 r
Togo	742	25.9 e	5.4 e	6.1 e	7.5 e	6.7 e	5.6 e	350.8	82.0 r	87.6 r	87.8 r	87.6 r	87.8 r
Uganda	746	505.4 e	99.8 e	77.0 e	85.5 e	129.5 e	213.5 e	292.2	52.9 r	118.2 r	110.0 r	50.9 r	13.1 r
Zambia	754	299.4 e	35.8 e	35.8 e	68.2 e	94.6 e	100.8 e	1,352.6	358.4 r	287.9 r	333.0 r	355.8 r	375.8 r
Zimbabwe	698	40.3 e	11.1 e	8.7 e	9.7 e	10.5 e	11.4 e	192.2	52.7 r	45.6 r	49.7 r	45.0 r	51.8 r
Western Hemisphere	205	572.4	152.6	243.9	99.1	114.2	115.1	4,215.2	1,053.2	974.7	925.2	1,114.9	1,200.4
Antigua and Barbuda	311	0.5 e	0.2 e	0.1 e	0.1 e	0.1 e	0.2 e
Argentina	213	37.8 e	9.5 e	9.5 e	9.5 e	9.5 e	9.5 e	193.4	48.3 r	48.3 r	48.3 r	48.3 r	48.3 r
Aruba	314	0.2 e	0.2 e	0.1 e	0.0 e	0.0 e	0.1 e	0.0 r
Bahamas, The	313	1.1	0.3 r	0.3 r	0.3 r	0.3 r	0.3 r
Barbados	316	0.7 e	0.1 e	0.2 e	0.2 e	0.2 e	0.2 e	0.2	0.0 r	0.0 r	0.0 r	0.0 r	0.0 r
Belize	339	5.4 e	0.8 e	1.2 e	1.4 e	1.3 e	1.4 e	0.2	0.0 r	0.0 r	0.0 r	0.0 r	0.0 r
Bolivia	218	0.7 e	0.2 e	0.2 e	0.2 e	0.2 e	0.2 e	70.7	13.5 r	13.8 r	19.3 r	17.5 r	20.1 r
Brazil	223	335.5 e	89.7 e	185.9 e	33.9 e	53.5 e	62.1 e	2,186.1	548.0 r	480.4 r	393.1 r	620.0 r	692.7 r
Chile	228	73.1 e	18.4 e	19.2 e	23.6 e	18.9 e	11.4 e	90.3	11.5 r	20.2 r	39.3 r	21.7 r	9.1 r
Colombia	233	11.3 e	2.4 e	2.7 e	2.8 e	2.9 e	3.0 e	49.2	10.9 r	13.6 r	13.3 r	10.9 r	11.4 r
Costa Rica	238	5.8 e	1.5 e	1.3 e	1.5 e	1.4 e	1.5 e	11.3	3.1 r	2.7 r	2.9 r	2.6 r	3.0 r
Curacao	354	1.9	0.5 r	0.5 r	0.5 r	0.5 r	0.5 r

United Arab Emirates (466)

In Millions of U.S. Dollars

		Exports (FOB)						Imports (CIF)					
		2016	2015Q4	2016Q1	2016Q2	2016Q3	2016Q4	2016	2015Q4	2016Q1	2016Q2	2016Q3	2016Q4
Dominican Republic	243	9.3 e	2.3 e	2.1 e	2.3 e	2.5 e	2.5 e	13.7	3.7 r	3.2 r	3.5 r	3.2 r	3.7 r
Ecuador	248	6.5 e	1.9 e	1.5 e	1.5 e	1.7 e	1.8 e	24.1	6.8 r	5.7 r	6.2 r	5.7 r	6.5 r
El Salvador	253	10.1 e	2.8 e	1.8 e	3.5 e	2.8 e	2.1 e	0.6	0.2 r	0.1 r	0.1 r	0.1 r	0.3 r
Guatemala	258	8.1 e	2.1 e	1.9 e	2.1 e	2.0 e	2.1 e	94.3	25.9 r	22.4 r	24.4 r	22.1 r	25.4 r
Guyana	336	3.6 e	0.5 e	1.1 e	0.9 e	0.8 e	0.8 e	2.9	0.8 r	0.7 r	0.8 r	0.7 r	0.8 r
Haiti	263	1.0 e	0.2 e	0.2 e	0.3 e	0.3 e	0.2 e	0.5	0.1 r	0.1 r	0.1 r	0.1 r	0.1 r
Honduras	268	1.1 e	0.4 e	0.2 e	0.3 e	0.3 e	0.3 e	1.6	1.3 r	0.4 r	0.4 r	0.4 r	0.4 r
Jamaica	343	2.9 e	0.8 e	0.7 e	0.8 e	0.8 e	0.7 e	29.0	7.9 r	6.9 r	7.5 r	6.8 r	7.8 r
Mexico	273	992.3	248.1 r	248.1 r	248.1 r	248.1 r	248.1 r
Montserrat	351	0.4 e	0.0 e	0.2 e	0.1 e	0.0 e	0.1 e	0.0	0.0 r	0.0 r	0.0 r	0.0 r	0.0 r
Netherlands Antilles	353	0.1 e	0.0 e	0.0 e	0.0 e	0.0 e	0.0 e
Nicaragua	278	2.1 e	0.6 e	0.5 e	0.5 e	0.5 e	0.5 e	5.7	1.6 r	1.4 r	1.5 r	1.3 r	1.5 r
Panama	283	2.0 e	0.4 e	0.4 e	0.5 e	0.5 e	0.5 e	9.6	0.7 r	2.4 r	2.4 r	2.4 r	2.4 r
Paraguay	288	1.9 e	19.4	5.3 r	4.6 r	5.0 r	4.6 r	5.2 r
Peru	293	22.6 e	6.0 e	5.4 e	5.4 e	5.8 e	6.0 e	24.0	6.6 r	5.7 r	6.2 r	5.6 r	6.5 r
St. Kitts and Nevis	361	0.1 e	0.0 e	0.0 e	0.0 e	0.0 e	0.0 e	0.1	0.0 r	0.0 r	0.0 r	0.0 r	0.0 r
St. Vincent & Grens.	364	0.1 e	0.0 e	0.0 e	0.0 e	0.0 e	0.0 e
Suriname	366	0.4 e	0.2 e	0.1 e	0.1 e	0.1 e	0.1 e	384.1	105.3 r	91.1 r	99.4 r	90.0 r	103.6 r
Trinidad and Tobago	369	5.9 e	1.5 e	1.7 e	1.4 e	1.4 e	1.3 e	0.1	0.0 r	0.0 r	0.0 r	0.0 r	0.0 r
Uruguay	298	5.2 e	0.5 e	0.7 e	1.4 e	1.5 e	1.7 e	7.1	1.9 r	1.7 r	1.8 r	1.7 r	1.9 r
Venezuela, Rep. Bol.	299	20.0 e	7.5 e	5.2 e	4.9 e	5.1 e	4.8 e	1.5	0.4 r	0.4 r	0.4 r	0.4 r	0.4 r
Other Countries n.i.e	910	0.6	0.2	0.2	0.2	0.2	0.2	2.0	0.6	0.5	0.5	0.5	0.5
Cuba	928	0.6 e	0.2 e	0.2 e	0.2 e	0.2 e	0.2 e	1.9	0.5 r	0.5 r	0.5 r	0.5 r	0.5 r
Korea, Dem. People's Rep.	954	0.1	0.0 r	0.0 r	0.0 r	0.0 r	0.0 r
Special Categories	899	2,995.3	821.0 r	710.7 r	775.3 r	701.6 r	807.7 r
Countries & Areas n.s.	898	15,315.4	3,901.5 r	3,491.9 r	3,747.3 r	3,946.2 r	4,130.0 r	95,752.6	26,246.7 r	22,718.9 r	24,784.0 r	22,429.8 r	25,820.0 r
Memorandum Items													
Africa	605	9,519.7	2,171.4	1,920.2	2,501.1	2,465.2	2,633.3	15,144.3	3,668.4	3,313.0	3,910.4	3,744.2	4,176.7
Middle East	405	52,662.7	15,755.7	12,254.4	13,618.8	13,089.9	13,699.6	12,615.9	3,115.4	2,831.2	3,225.8	3,027.5	3,531.3
European Union	998	9,624.6	2,405.2	2,294.2	2,703.8	2,457.2	2,169.4	39,854.6	10,471.4	8,937.0	10,150.5	9,192.9	11,574.2
Export earnings: fuel	080	52,445.3	15,596.7	12,151.2	13,603.4	13,042.2	13,648.4	14,621.7	3,752.3	3,314.3	3,715.0	3,481.7	4,110.8
Export earnings: nonfuel	092	142,889.5	32,914.8	31,382.7	36,400.4	37,941.4	37,165.0	263,850.3	67,453.5	61,026.3	67,328.8	62,450.7	73,044.5

United Kingdom (112)

In Millions of U.S. Dollars

		Exports (FOB)						Imports (CIF)					
		2016	2015Q4	2016Q1	2016Q2	2016Q3	2016Q4	2016	2015Q4	2016Q1	2016Q2	2016Q3	2016Q4
IFS World		407,221.3	110,387.0	99,764.6	108,273.6	95,300.1	103,883.0	588,386.4	154,580.5	145,983.3	150,302.7	148,925.7	143,174.7
World	001	409,182.3	116,396.4	101,048.1	104,309.3	95,564.9	108,259.9	636,455.9	157,597.3	151,699.5	167,784.4	166,927.1	150,044.9
Advanced Economies	110	310,684.5	87,561.2	77,308.1	78,857.4	71,884.8	82,634.2	463,004.5	111,416.9	110,102.6	123,143.3	122,896.2	106,862.4
Euro Area	163	171,275.0	44,897.0	42,885.4	44,698.9	41,434.2	42,256.5	279,517.6	73,328.4	70,136.7	72,276.0	69,303.8	67,801.1
Austria	122	2,447.2	678.6	612.7	657.9	606.5	570.1	4,336.6	1,210.3	1,071.6	1,192.0	1,052.8	1,020.2
Belgium	124	15,762.5	4,287.8	3,889.7	4,161.1	4,036.2	3,675.5	31,376.6	7,965.8	7,604.1	7,852.1	8,074.1	7,846.3
Cyprus	423	435.5	134.5	104.2	111.1	115.4	104.8	233.1	62.3	55.4	70.2	59.1	48.5
Estonia	939	316.3	89.2	74.8	87.7	83.1	70.6	322.7	73.4	87.5	85.4	68.4	81.4
Finland	172	1,809.4	491.2	443.5	506.4	443.4	416.0	2,943.5	799.4	681.3	776.8	831.1	654.3
France	132	26,256.9	6,969.2	6,551.6	7,073.7	5,922.4	6,709.3	33,273.8	9,214.8	8,625.4	8,775.6	7,849.4	8,023.4
Germany	134	43,829.4	11,165.6	11,277.0	11,308.9	10,630.2	10,613.3	86,678.6	22,604.2	22,144.2	22,814.5	21,539.7	20,180.3
Greece	174	1,235.9	338.5	299.3	343.9	300.1	292.7	1,073.3	289.8	275.4	257.9	273.9	266.0
Ireland	178	22,910.6	6,832.9	5,502.3	5,912.5	5,471.0	6,024.8	17,655.0	5,404.2	4,202.6	4,326.6	4,342.8	4,783.1
Italy	136	13,124.4	3,214.6	3,356.6	3,515.9	3,163.6	3,088.2	23,272.1	6,038.5	5,740.9	6,133.9	5,538.4	5,859.0
Latvia	941	320.7	78.8	71.4	80.8	84.2	84.2	906.6	202.7	235.3	226.7	235.6	209.0
Lithuania	946	440.8	100.2	98.9	103.8	106.2	131.9	1,048.6	257.1	259.9	295.9	232.8	260.0
Luxembourg	137	284.2	90.3	80.1	75.8	62.1	66.2	554.4	201.9	152.8	128.6	139.9	133.2
Malta	181	532.5	143.4	130.3	143.2	131.2	127.8	268.1	77.5	86.0	56.4	50.6	75.0
Netherlands	138	25,551.9	6,196.5	6,497.2	6,355.1	6,619.8	6,079.8	46,832.7	11,681.1	11,534.8	11,605.0	12,008.5	11,684.5
Portugal	182	1,944.4	462.8	503.6	524.8	455.5	460.4	3,600.8	922.8	879.5	946.8	869.2	905.3
Slovak Republic	936	714.9	160.5	178.1	194.4	166.9	175.5	3,396.5	824.8	844.6	861.4	796.7	893.8
Slovenia	961	331.1	80.3	81.6	88.7	79.5	81.2	537.4	126.6	138.5	140.4	137.2	121.3
Spain	184	13,026.5	3,382.1	3,132.3	3,453.2	2,956.8	3,484.1	21,207.1	5,371.2	5,516.9	5,730.0	5,203.6	4,756.6
Australia	193	5,213.8	1,471.0	1,195.2	1,393.1	1,236.7	1,388.9	7,222.8	744.9	1,194.2	2,617.4	2,430.8	980.4
Canada	156	6,153.6	1,487.3	1,485.9	1,471.8	1,554.6	1,641.3	13,672.3	3,055.2	3,261.6	3,009.8	4,122.6	3,278.2
China,P.R.: Hong Kong	532	8,862.0	3,052.5	2,879.2	2,025.6	1,729.8	2,227.3	7,739.6	758.6	1,029.5	2,310.8	2,863.3	1,536.1
China,P.R.: Macao	546	55.2	13.9	11.5	12.2	15.9	15.6	10.9	1.8	1.7	1.9	3.5	3.8
Czech Republic	935	2,904.9	757.4	751.4	735.2	710.9	707.5	7,264.0	1,937.2	1,946.8	1,883.7	1,688.8	1,744.7
Denmark	128	3,363.0	892.4	843.2	856.0	834.3	829.5	5,324.4	1,295.7	1,221.3	1,508.9	1,314.9	1,279.4
Iceland	176	757.3	86.1	69.0	318.1	297.5	72.7	553.1	150.3	136.9	147.5	129.2	139.5
Israel	436	1,449.5	360.3	344.1	366.3	354.6	384.5	1,319.1	311.1	334.6	365.6	319.8	298.9
Japan	158	6,355.0	1,737.9	1,596.4	1,569.9	1,463.4	1,725.2	12,413.4	2,319.8	3,184.8	3,103.0	3,335.2	2,790.5
Korea, Republic of	542	5,851.7	1,724.7	1,360.6	1,329.8	1,218.1	1,943.2	6,068.8	1,344.4	1,214.8	2,067.4	1,334.3	1,452.3
New Zealand	196	933.0	226.1	200.4	210.2	248.5	274.1	1,157.8	278.5	310.9	341.8	260.4	244.8
Norway	142	4,111.5	1,339.7	965.1	912.2	1,413.1	821.1	17,439.1	4,806.7	4,024.7	4,253.7	3,692.9	5,467.8
San Marino	135	4.7	2.4	1.3	1.0	1.0	1.4	6.0	2.4	1.7	1.4	1.4	1.4
Singapore	576	6,112.8	1,442.8	1,497.9	1,455.3	1,509.8	1,649.8	2,353.9	473.5	411.5	442.1	1,076.4	423.8
Sweden	144	6,193.6	1,614.4	1,624.6	1,669.7	1,494.4	1,404.9	8,504.2	2,424.4	2,184.1	2,094.9	1,979.5	2,245.6
Switzerland	146	18,882.3	9,915.4	5,086.8	2,208.9	2,036.1	9,550.4	28,624.5	2,528.7	4,259.2	10,449.0	11,346.8	2,569.5
Taiwan Prov.of China	528	1,521.1	395.0	371.2	359.7	406.0	384.2	4,540.4	1,175.2	1,081.5	1,199.9	1,136.3	1,122.7
United States	111	60,684.1	16,144.8	14,138.9	17,263.5	13,925.6	15,356.1	59,272.7	14,480.0	14,166.0	15,068.5	16,556.3	13,482.0
Vatican	187	0.3	0.1	0.0	0.0	0.3	0.0	0.0	0.0	0.0	0.0	0.0	0.0
Emerg. & Dev. Economies	200	91,310.9	26,951.9	22,141.7	23,697.5	21,749.1	23,722.6	164,389.2	43,374.8	39,436.9	42,185.5	41,880.3	40,886.5
Emerg. & Dev. Asia	505	28,380.0	10,171.5	7,024.6	7,440.7	6,956.0	6,958.7	90,061.7	25,259.4	21,833.9	21,986.7	22,850.3	23,390.8
American Samoa	859	1.5	0.1	0.0	0.1	1.3	0.1	0.1	0.5	0.0	0.0	0.0	0.0
Bangladesh	513	275.6	57.8	46.7	71.4	70.0	87.5	2,940.8	760.4	775.7	823.2	703.5	638.4
Bhutan	514	1.8	0.4	0.5	0.6	0.4	0.3	0.0	0.1	0.0	0.0	0.0	0.0
Brunei Darussalam	516	129.4	498.5	43.5	58.3	13.4	14.2	20.6	1.3	1.0	18.5	0.5	0.6
Cambodia	522	23.6	8.3	8.0	5.4	4.9	5.2	1,086.6	327.5	261.8	285.1	297.2	242.5
China,P.R.: Mainland	924	18,020.3	6,772.2	4,389.9	4,805.2	4,486.1	4,339.1	58,850.6	17,009.5	14,080.6	13,882.3	15,191.1	15,696.6
Fiji	819	13.1	4.5	3.1	3.1	3.1	3.8	31.0	13.3	14.0	1.2	14.6	1.3
F.T. French Polynesia	887	10.0	2.3	3.6	1.5	2.0	2.8	0.4	0.1	0.2	0.1	0.0	0.0
F.T. New Caledonia	839	15.4	8.7	3.8	4.0	3.6	4.1	1.5	0.0	0.1	0.2	0.7	0.5
Guam	829	2.7	2.8	0.4	0.6	0.9	0.7	0.2	0.1	0.1	0.1	0.0	0.1
India	534	4,377.1	1,303.7	1,202.8	1,076.6	957.1	1,140.6	8,137.6	2,095.3	2,048.0	2,137.4	2,030.3	1,921.8
Indonesia	536	699.0	202.6	162.0	181.2	194.3	161.6	1,681.3	432.7	409.4	440.5	384.4	447.0
Lao People's Dem.Rep	544	7.5	1.4	1.6	1.3	2.1	2.5	50.9	11.1	11.0	11.0	21.9	6.9
Malaysia	548	1,726.2	498.5	413.0	479.8	398.0	435.4	5,035.6	1,502.0	1,365.6	1,197.4	1,168.5	1,304.0
Maldives	556	18.5	10.1	4.1	3.8	4.3	6.3	8.6	2.5	2.1	2.4	2.1	2.1
Marshall Islands	867	0.6	0.8	0.1	0.3	0.0	0.1	0.1	0.0	0.0	0.0	0.1	0.0

United Kingdom (112)

In Millions of U.S. Dollars

		Exports (FOB)						Imports (CIF)					
		2016	2015Q4	2016Q1	2016Q2	2016Q3	2016Q4	2016	2015Q4	2016Q1	2016Q2	2016Q3	2016Q4
Micronesia	868	0.0	0.0	0.0	0.0	0.0	0.0	0.1	0.0	0.0	0.0	0.0	0.0
Mongolia	948	7.5	3.2	1.9	2.0	1.7	1.8	8.1	4.4	3.4	1.5	1.6	1.6
Myanmar	518	42.3	4.8	7.1	5.8	15.8	13.6	158.5	34.2	39.1	40.1	39.7	39.6
Nauru	836	0.2	0.1	0.1	0.0	0.0	0.1	0.2	0.0	0.0	0.0	0.0
Nepal	558	13.8	2.9	2.6	4.4	3.4	3.4	26.0	7.7	6.6	5.8	7.8	5.8
Palau	565	0.3	0.1	0.0	0.0	0.1	0.2	0.0	0.0
Papua New Guinea	853	67.4	4.2	59.5	2.2	2.3	3.4	133.1	41.8	29.2	39.4	29.8	34.6
Philippines	566	539.0	137.5	130.1	149.0	134.2	125.6	644.1	147.4	139.2	179.9	161.0	164.0
Samoa	862	0.2	0.2	0.0	0.1	0.1	0.0	1.5	0.3	0.3	0.3	0.2	0.7
Solomon Islands	813	0.6	0.2	0.1	0.1	0.2	0.2	11.9	5.1	3.3	0.0	8.5	0.0
Sri Lanka	524	275.9	93.1	70.6	70.6	69.4	65.3	866.7	224.0	235.2	231.7	216.1	183.7
Thailand	578	1,459.9	407.0	312.6	364.7	432.8	349.8	3,572.4	867.3	872.5	963.8	886.1	850.1
Timor-Leste	537	0.5	0.0	0.1	0.2	0.1	0.1	0.3	0.1	0.1	0.0	0.0	0.2
Tonga	866	0.5	0.1	0.2	0.0	0.0	0.3	0.6	0.0	0.0	0.0	0.1	0.5
Tuvalu	869	0.1	0.0	0.0	0.1	0.0	0.0	0.0
Vanuatu	846	0.5	0.2	0.1	0.1	0.1	0.1	2.9	8.8	2.5	0.1	0.1	0.1
Vietnam	582	645.5	144.3	156.0	148.0	151.8	189.7	6,788.4	1,761.4	1,532.3	1,724.2	1,684.2	1,847.7
Asia n.s.	598	3.4	0.6	0.4	0.2	2.3	0.5	1.1	0.4	0.6	0.2	0.2	0.1
Europe	170	22,650.8	5,469.6	5,164.5	5,932.9	5,495.1	6,058.4	38,697.1	9,499.4	9,379.4	10,297.0	9,389.7	9,631.0
Emerg. & Dev. Europe	903	17,485.1	4,153.0	4,000.3	4,412.4	4,248.7	4,823.7	31,776.5	7,833.2	8,098.4	8,319.3	7,621.2	7,737.6
Albania	914	23.4	4.5	4.3	3.8	10.1	5.3	4.6	1.0	0.8	1.2	1.5	1.2
Bosnia and Herzegovina	963	29.4	9.2	6.3	8.4	8.1	6.6	26.1	7.0	6.3	6.3	7.2	6.3
Bulgaria	918	665.0	129.6	129.2	160.2	226.2	149.4	555.4	150.2	127.2	133.8	147.4	146.9
Croatia	960	224.0	51.7	58.4	59.4	50.3	55.9	134.7	28.8	24.1	44.7	27.8	38.1
Faroe Islands	816	12.9	4.2	2.6	2.2	4.8	3.3	305.9	66.3	74.4	84.4	64.0	83.1
Gibraltar	823	489.0	224.9	112.2	171.4	97.4	108.0	32.6	2.5	0.8	4.0	27.2	0.6
Hungary	944	1,829.3	476.5	456.7	459.7	457.7	455.1	3,625.6	1,050.7	950.3	905.6	866.0	903.7
Kosovo	967	5.8	0.7	1.8	2.0	0.8	1.2	0.9	0.2	0.0	0.1	0.5	0.2
Macedonia, FYR	962	889.7	201.8	175.6	230.2	235.9	248.0	57.6	9.9	14.6	14.0	16.8	12.0
Montenegro	943	22.0	3.0	2.7	9.5	6.0	3.9	5.8	1.6	2.0	1.3	1.4	1.0
Poland	964	5,690.9	1,363.3	1,351.1	1,487.9	1,467.0	1,384.9	12,429.3	3,211.2	2,890.2	3,166.4	3,067.5	3,305.1
Romania	968	1,408.4	390.5	378.8	355.4	348.7	325.6	2,330.8	619.8	612.0	608.1	555.9	554.8
Serbia, Republic of	942	169.4	47.5	38.8	43.7	42.1	44.7	257.7	54.3	58.3	70.0	60.9	68.5
Turkey	186	6,025.9	1,245.6	1,281.9	1,418.6	1,293.5	2,031.9	12,009.5	2,629.8	3,337.3	3,279.1	2,776.9	2,616.1
CIS	901	5,154.4	1,313.7	1,160.9	1,517.8	1,243.6	1,232.1	6,919.2	1,666.2	1,280.7	1,977.7	1,768.3	1,892.5
Armenia	911	16.3	4.5	5.0	3.3	2.5	5.6	0.8	0.1	0.1	0.3	0.3	0.2
Azerbaijan, Rep. of	912	527.7	187.3	164.3	154.4	116.8	92.2	146.6	33.0	2.4	37.3	56.3	50.7
Belarus	913	69.0	25.7	15.1	14.1	14.6	25.2	42.1	11.9	5.1	7.8	11.7	17.4
Georgia	915	139.6	24.9	33.3	46.7	34.4	25.2	31.8	5.1	2.1	2.9	4.9	21.9
Kazakhstan	916	330.2	65.2	65.7	72.9	123.9	67.8	668.8	245.3	134.9	151.4	199.4	183.1
Kyrgyz Republic	917	5.1	4.0	1.3	1.0	1.9	0.8	32.9	1.2	0.1	32.8	0.0	0.0
Moldova	921	57.5	14.9	15.0	15.2	16.4	10.9	61.1	16.9	12.4	17.8	15.3	15.6
Russian Federation	922	3,420.5	857.2	732.6	1,074.3	796.3	817.3	5,553.3	1,228.6	1,016.4	1,613.8	1,404.0	1,519.1
Tajikistan	923	2.4	0.2	0.4	1.0	0.8	0.2	1.0	0.1	0.4	0.2	0.1	0.3
Turkmenistan	925	45.2	9.1	8.2	8.0	12.0	17.1	19.9	21.4	10.3	2.8	2.1	4.7
Ukraine	926	497.3	114.2	113.8	115.0	107.7	160.8	358.2	102.4	95.2	110.2	73.5	79.3
Uzbekistan	927	43.6	6.4	6.2	12.0	16.4	8.9	2.6	0.2	1.5	0.2	0.6	0.3
Europe n.s.	884	11.3	2.9	3.3	2.7	2.8	2.5	1.3	0.0	0.3	0.0	0.1	0.9
Mid East, N Africa, Pak	440	25,205.1	6,941.9	6,223.6	6,497.4	5,452.6	7,031.4	11,340.5	3,311.9	3,078.5	2,745.9	2,827.2	2,688.9
Afghanistan, I.R. of	512	21.3	7.7	4.8	6.3	5.6	4.6	3.6	1.3	1.2	1.3	0.5	0.7
Algeria	612	557.1	149.8	145.3	183.1	97.7	131.0	894.4	403.2	203.5	99.6	343.2	248.1
Bahrain, Kingdom of	419	476.7	103.4	82.3	98.8	156.5	139.1	122.9	8.0	73.7	20.4	14.8	14.0
Djibouti	611	12.4	5.2	4.4	2.7	3.6	1.7	4.8	0.2	0.6	1.7	1.4	1.0
Egypt	469	1,632.5	393.0	359.3	366.1	461.0	446.1	844.2	193.6	221.6	277.1	177.4	168.1
Iran, I.R. of	429	189.8	30.1	32.4	57.0	42.0	58.3	61.2	6.8	10.5	30.4	11.1	9.3
Iraq	433	297.1	79.4	72.2	61.2	65.6	98.0	10.2	28.2	7.5	0.8	0.8	1.1
Jordan	439	348.9	87.5	73.1	90.5	78.4	107.0	66.5	8.8	8.3	7.6	26.7	24.0
Kuwait	443	669.7	217.5	178.5	184.2	130.9	176.1	863.4	224.1	130.1	198.0	255.6	279.6
Lebanon	446	449.7	147.8	103.4	114.7	101.6	129.9	39.6	9.5	11.2	10.8	7.6	10.0
Libya	672	204.1	46.5	27.8	45.7	75.2	55.4	316.3	90.5	29.8	65.9	77.4	143.2

United Kingdom (112)

In Millions of U.S. Dollars

		Exports (FOB)						Imports (CIF)					
		2016	2015Q4	2016Q1	2016Q2	2016Q3	2016Q4	2016	2015Q4	2016Q1	2016Q2	2016Q3	2016Q4
Mauritania	682	12.8	6.9	5.0	2.7	2.5	2.6	3.9	2.4	1.8	0.6	1.4	0.2
Morocco	686	1,154.0	202.3	477.0	289.6	217.8	169.6	1,294.6	211.9	679.2	246.9	166.2	202.3
Oman	449	633.9	183.7	152.7	136.8	154.3	190.1	90.6	25.3	19.3	21.1	25.2	25.0
Pakistan	564	834.8	181.5	205.7	223.3	178.3	227.4	1,471.8	368.2	367.9	388.8	367.2	347.9
Qatar	453	2,485.1	649.0	950.9	546.1	470.6	517.4	1,791.6	779.4	561.7	426.1	574.5	229.4
Saudi Arabia	456	5,833.8	2,018.4	1,207.8	1,842.5	1,074.0	1,709.4	1,655.5	461.8	337.8	517.9	407.7	392.1
Somalia	726	11.1	2.1	2.6	3.5	2.4	2.6	0.3	0.0	0.1	0.1	0.0	0.1
Sudan	732	91.3	47.5	21.2	21.5	21.5	27.2	10.3	1.1	2.7	1.6	3.5	2.6
Syrian Arab Republic	463	7.1	3.5	2.0	1.2	2.4	1.5	4.4	1.1	0.8	1.7	0.9	0.9
Tunisia	744	245.9	53.8	69.4	70.6	42.0	63.9	185.4	56.0	44.3	49.5	46.6	45.1
United Arab Emirates	466	8,976.7	2,313.9	2,030.7	2,126.7	2,059.4	2,760.0	1,600.0	428.8	364.2	376.8	316.8	542.3
West Bank and Gaza	487	10.1	4.6	2.2	3.6	1.0	3.3	4.2	1.5	0.7	1.5	0.3	1.7
Yemen, Republic of	474	49.3	7.0	12.9	18.8	8.3	9.3	0.7	0.1	0.2	0.0	0.3	0.2
Sub-Saharan Africa	603	7,363.5	2,159.8	1,813.7	1,818.7	1,814.8	1,916.4	13,713.7	2,585.4	2,553.5	4,225.2	4,328.5	2,606.6
Angola	614	498.5	184.4	98.9	168.9	79.5	151.2	377.9	153.1	27.7	43.6	160.3	146.2
Benin	638	28.4	20.2	13.0	6.8	4.0	4.6	1.7	1.1	0.4	0.4	0.5	0.3
Botswana	616	66.0	8.3	7.2	5.9	46.5	6.4	151.9	4.1	4.8	112.8	23.7	10.7
Burkina Faso	748	12.2	2.9	2.8	3.0	3.5	2.9	2.3	0.1	0.2	0.4	1.7	0.1
Burundi	618	2.7	0.7	0.5	0.7	1.1	0.4	1.1	0.3	0.4	0.1	0.2	0.4
Cabo Verde	624	5.1	1.8	0.9	0.4	1.6	2.2	0.1	0.1	0.0	0.0	0.0	0.1
Cameroon	622	56.8	16.5	14.5	14.5	14.4	13.5	84.7	77.7	40.8	15.4	15.0	13.5
Central African Rep.	626	2.7	0.6	0.2	0.6	1.7	0.2	0.1	0.0	0.0	0.1	0.0	0.0
Chad	628	3.5	1.2	1.1	0.7	0.7	1.0	1.0	0.8	0.9	0.0	0.0	0.0
Comoros	632	1.4	0.4	0.4	0.4	0.3	0.2	0.1	0.0	0.1
Congo, Dem. Rep. of	636	26.2	9.4	6.5	5.6	5.7	8.3	15.4	3.6	4.6	7.3	0.9	2.6
Congo, Republic of	634	169.0	38.8	51.6	18.0	38.7	60.7	27.0	4.5	2.9	12.0	7.8	4.2
Côte d'Ivoire	662	114.5	52.8	31.5	27.3	33.4	22.4	378.4	58.5	117.6	101.5	86.8	72.5
Equatorial Guinea	642	28.3	11.8	8.6	6.7	6.1	7.0	186.3	133.6	54.2	44.6	57.1	30.4
Eritrea	643	2.5	0.5	0.2	0.6	1.0	0.6	0.2	0.0	0.1	0.0	0.0	0.0
Ethiopia	644	243.6	29.2	60.3	47.1	79.0	57.2	55.2	9.9	12.4	13.1	15.3	14.4
Gabon	646	31.7	11.8	7.1	10.6	5.8	8.1	106.1	61.2	23.5	24.2	31.0	27.5
Gambia, The	648	27.3	8.4	7.0	6.5	6.7	7.0	5.2	0.2	0.9	2.3	1.8	0.2
Ghana	652	745.8	140.8	177.8	147.3	270.3	150.5	263.0	63.6	57.4	77.1	64.3	64.3
Guinea	656	28.9	8.5	5.9	8.7	5.7	8.6	0.3	0.1	0.0	0.1	0.1	0.1
Guinea-Bissau	654	1.3	0.1	0.2	0.2	0.4	0.5	0.0	0.0	0.0	0.0	0.0	0.0
Kenya	664	413.7	137.7	94.7	96.4	100.2	122.5	413.8	112.6	118.9	106.1	97.6	91.3
Lesotho	666	2.6	0.1	0.3	0.1	0.1	2.1	1.2	0.2	0.4	0.3	0.2	0.4
Liberia	668	18.2	4.5	6.0	3.2	4.8	4.2	5.6	0.4	1.9	0.2	0.3	3.2
Madagascar	674	19.5	4.6	3.1	4.2	1.4	10.8	44.0	24.1	5.9	6.3	15.4	16.3
Malawi	676	18.2	3.7	3.7	6.6	3.6	4.3	26.5	7.2	5.6	5.9	6.8	8.2
Mali	678	27.9	6.9	6.7	7.8	4.4	8.9	0.6	0.0	0.1	0.2	0.1	0.3
Mauritius	684	89.6	24.0	18.1	23.7	20.6	27.2	211.4	66.4	52.1	54.1	50.2	55.0
Mozambique	688	18.0	6.0	6.8	3.7	3.1	4.4	98.3	31.4	28.5	24.0	13.3	32.5
Namibia	728	40.9	15.3	8.8	11.0	10.7	10.4	50.5	21.5	9.0	10.0	11.5	20.1
Niger	692	5.3	2.5	1.5	2.5	1.0	0.2	0.3	0.1	0.0	0.1	0.0	0.2
Nigeria	694	1,270.5	389.0	333.9	261.2	277.8	397.7	1,152.6	601.2	253.0	169.6	374.8	355.3
Rwanda	714	9.8	1.8	2.4	2.0	3.2	2.2	12.4	4.7	3.2	1.6	1.9	5.7
São Tomé & Príncipe	716	0.2	0.0	0.0	0.1	0.1	0.0	0.0	0.0	0.0
Senegal	722	123.0	63.8	51.4	28.3	20.3	23.0	51.8	4.7	18.0	16.6	10.1	7.1
Seychelles	718	28.4	7.4	7.3	7.8	6.0	7.3	84.8	28.6	17.7	25.3	21.4	20.4
Sierra Leone	724	38.9	11.6	9.8	11.4	7.5	10.1	1.0	0.4	0.2	0.4	0.2	0.1
South Africa	199	2,649.9	794.7	663.7	695.6	637.6	653.0	9,722.1	1,074.7	1,641.6	3,314.4	3,206.1	1,560.0
South Sudan, Rep. of	733	2.2	1.0	0.6	0.9	0.3	0.4	0.1	0.0	0.1	0.0
Swaziland	734	4.0	0.8	0.6	1.1	1.1	1.2	37.3	4.3	15.6	3.0	5.5	13.3
Tanzania	738	139.2	41.8	35.3	43.9	32.2	27.7	30.2	9.1	5.8	5.1	14.4	4.9
Togo	742	167.3	26.4	19.7	80.1	24.5	43.0	0.5	0.8	0.1	0.0	0.0	0.3
Uganda	746	59.6	22.0	17.4	15.0	14.0	13.1	19.7	4.9	5.5	5.3	4.3	4.6
Zambia	754	61.6	17.2	12.7	14.9	18.1	15.9	30.9	6.1	17.8	3.7	5.6	3.8
Zimbabwe	698	36.6	20.9	9.2	8.7	10.0	8.7	59.5	9.3	3.8	17.3	22.2	16.3
Africa n.s.	799	22.4	6.8	3.9	8.0	6.0	4.6	0.8	0.0	0.1	0.6	0.0	0.1

United Kingdom (112)

In Millions of U.S. Dollars

		Exports (FOB)						Imports (CIF)					
		2016	2015Q4	2016Q1	2016Q2	2016Q3	2016Q4	2016	2015Q4	2016Q1	2016Q2	2016Q3	2016Q4
Western Hemisphere	205	7,711.5	2,209.2	1,915.4	2,007.8	2,030.6	1,757.7	10,576.2	2,718.8	2,591.5	2,930.7	2,484.7	2,569.2
Anguilla	312	2.6	0.4	0.6	0.6	1.0	0.3	0.0	0.0	0.0	0.0	0.0	0.0
Antigua and Barbuda	311	21.0	16.7	4.8	4.0	4.2	7.9	29.9	0.0	0.3	29.5	0.1	0.0
Argentina	213	398.1	128.5	100.3	74.8	95.3	127.6	827.5	249.4	167.9	231.3	224.2	204.1
Aruba	314	24.1	6.1	6.2	6.6	3.3	8.0	0.1	0.1	0.0	0.1	0.0	0.0
Bahamas, The	313	32.6	8.3	7.8	10.2	8.2	6.4	7.5	1.1	1.9	2.1	2.1	1.4
Barbados	316	62.4	18.5	14.4	13.0	13.4	21.7	6.6	1.8	1.8	1.8	1.6	1.4
Belize	339	18.9	3.0	3.2	4.3	5.2	6.2	73.5	22.9	24.7	27.5	12.0	9.4
Bermuda	319	29.6	10.9	6.4	8.2	6.8	8.2	35.4	1.0	0.2	34.9	0.1	0.2
Bolivia	218	23.4	7.6	3.9	6.9	5.5	7.1	61.1	18.4	10.2	14.0	18.3	18.5
Brazil	223	2,526.7	679.1	744.5	649.3	634.7	498.1	3,267.3	934.1	780.8	849.6	778.7	858.3
Chile	228	605.5	180.8	131.4	197.8	161.7	114.6	845.8	220.2	227.3	264.7	186.3	167.5
Colombia	233	352.8	95.3	81.1	87.6	84.5	99.6	648.5	249.2	171.6	126.4	144.6	205.9
Costa Rica	238	88.0	27.5	21.1	30.6	18.0	18.4	314.7	79.3	87.9	96.2	65.6	65.0
Curacao	354	13.4	12.3	4.1	2.8	3.7	2.8	0.3	0.2	0.1	0.1	0.2	0.1
Dominica	321	11.8	1.8	1.5	3.9	3.4	2.9	0.9	0.5	0.3	0.1	0.1	0.3
Dominican Republic	243	138.2	44.8	35.9	32.4	29.3	40.6	234.6	48.4	50.3	80.7	54.5	49.1
Ecuador	248	53.2	16.4	12.2	11.5	12.9	16.7	154.4	35.7	39.5	41.0	38.4	35.5
El Salvador	253	25.8	5.8	5.7	8.2	5.5	6.4	25.4	0.5	1.2	5.9	10.0	8.3
Falkland Islands	323	63.0	27.7	12.0	19.8	12.0	19.2	27.6	2.1	2.8	20.4	1.6	2.8
Greenland	326	3.1	0.7	0.4	1.2	0.7	0.8	7.5	0.8	1.1	3.0	1.3	2.1
Grenada	328	10.8	2.5	2.3	2.3	3.4	2.8	1.4	0.2	0.1	0.3	0.4	0.6
Guatemala	258	38.4	12.4	8.7	8.4	11.5	9.8	126.7	22.9	47.4	36.4	17.6	25.3
Guyana	336	44.4	8.8	10.2	16.6	7.9	9.7	38.8	27.2	3.5	11.0	8.9	15.5
Haiti	263	16.6	2.2	2.2	6.4	2.4	5.5	6.9	1.3	2.3	2.0	1.6	0.9
Honduras	268	14.9	4.3	3.6	3.8	2.9	4.5	126.6	22.6	38.3	33.7	27.9	26.7
Jamaica	343	71.3	18.5	13.6	23.9	17.9	15.9	55.6	11.7	10.3	23.5	11.6	10.2
Mexico	273	1,676.3	451.8	399.4	442.6	418.5	415.7	2,508.7	503.3	612.1	745.5	584.7	566.4
Montserrat	351	21.2	0.3	10.2	7.4	0.2	3.4	0.0	0.0	0.0	0.0	0.0	0.0
Nicaragua	278	9.7	5.9	2.6	2.1	2.6	2.4	51.1	12.8	9.6	12.9	17.3	11.4
Panama	283	171.3	68.9	43.3	37.2	37.2	53.6	36.2	6.3	10.2	10.3	9.3	6.4
Paraguay	288	39.4	7.2	12.8	6.2	9.4	11.0	136.5	25.5	17.8	31.9	41.9	44.9
Peru	293	211.0	57.5	61.7	47.6	55.1	46.6	413.5	113.7	78.2	86.2	114.3	134.9
Sint Maarten	352	8.6	2.9	1.9	1.8	2.1	2.8	17.8	0.0	0.0	17.8	0.0	0.0
St. Kitts and Nevis	361	7.4	1.6	1.4	1.7	2.0	2.2	0.4	0.0	0.1	0.1	0.2	0.1
St. Lucia	362	25.9	6.7	6.2	7.4	5.6	6.6	7.4	2.0	2.0	2.2	2.2	1.1
St. Vincent & Grens.	364	14.5	5.3	2.4	4.6	3.5	4.0	1.6	0.4	0.2	0.9	0.2	0.3
Suriname	366	16.3	1.4	3.2	6.0	1.9	5.2	0.4	0.0	0.0	0.3	0.0	0.1
Trinidad and Tobago	369	164.7	53.5	56.8	38.2	38.5	31.2	82.9	30.7	19.4	11.6	34.0	17.9
Uruguay	298	162.9	77.4	26.4	67.9	32.2	36.4	81.3	22.1	18.5	19.5	23.0	20.3
Venezuela, Rep. Bol.	299	142.8	82.9	33.4	52.3	21.3	35.8	170.2	46.6	17.4	52.2	47.0	53.6
Western Hem. n.s.	399	349.0	45.1	15.3	49.7	245.0	39.1	142.9	3.8	134.4	3.0	2.9	2.6
Other Countries n.i.e	910	34.7	9.1	7.9	13.2	6.1	7.5	14.1	3.3	4.4	3.6	2.8	3.2
Cuba	928	34.6	9.0	7.9	13.2	6.1	7.5	13.5	3.2	3.9	3.6	2.8	3.2
Korea, Dem. People's Rep.	954	0.1	0.1	0.1	0.0	0.0	0.5	0.0	0.5	0.0	0.0	0.0
Special Categories	899	2,506.8	588.4	560.5	582.0	780.9	583.3	1,290.9	451.6	371.7	385.7	234.5	298.9
Countries & Areas n.s.	898	4,645.4	1,285.8	1,029.8	1,159.2	1,144.0	1,312.3	7,757.3	2,350.7	1,784.0	2,066.2	1,913.2	1,993.8
Memorandum Items													
Africa	605	9,445.8	2,626.3	2,537.9	2,391.4	2,202.0	2,314.6	16,107.4	3,260.2	3,485.8	4,625.1	4,890.6	3,105.9
Middle East	405	22,264.4	6,285.2	5,288.3	5,694.1	4,881.1	6,400.8	7,471.3	2,267.6	1,777.2	1,956.0	1,897.2	1,840.9
European Union	998	193,554.1	50,572.8	48,478.6	50,482.4	47,023.9	47,569.1	319,685.9	84,046.3	80,092.8	82,622.2	78,951.7	78,019.2
Export earnings: fuel	080	27,567.3	8,309.7	6,597.1	7,332.5	5,968.5	7,669.2	16,784.3	5,321.0	3,523.3	4,120.1	4,603.2	4,537.7
Export earnings: nonfuel	092	381,615.0	108,086.7	94,451.0	96,976.8	89,596.5	100,590.7	619,671.6	152,276.2	148,176.1	163,664.3	162,323.9	145,507.2

United States (111)

In Millions of U.S. Dollars

		Exports (FOB)						Imports (CIF)					
		2016	2015Q4	2016Q1	2016Q2	2016Q3	2016Q4	2016	2015Q4	2016Q1	2016Q2	2016Q3	2016Q4
IFS World		1,453,828.6	370,942.0	347,561.8	363,629.8	363,677.7	378,959.3	2,251,351.4	556,976.0	528,033.8	562,122.7	577,787.1	583,407.7
World	001	1,453,698.7	371,238.4	347,656.7	363,685.6	363,433.9	378,922.5	2,189,178.0	557,390.0	512,723.8	546,988.6	561,881.3	567,584.3
Advanced Economies	110	791,126.7	199,399.0	191,179.9	201,941.6	197,807.1	200,198.0	1,024,437.6	261,000.1	245,802.6	262,008.8	255,946.6	260,679.5
Euro Area	163	201,668.7	50,681.9	50,914.1	51,425.2	49,092.5	50,236.9	325,960.5	86,341.6	77,467.7	84,117.7	81,270.0	83,105.1
Austria	122	3,796.8	758.2	1,820.0	674.5	651.9	650.6	10,864.5	2,958.6	2,577.1	2,819.3	2,635.4	2,832.7
Belgium	124	32,271.0	8,417.3	8,221.8	8,972.6	7,590.5	7,486.0	17,019.8	4,452.9	4,149.0	4,908.7	3,981.2	3,980.9
Cyprus	423	185.2	14.2	21.3	40.5	32.2	91.1	53.4	8.0	19.5	9.4	14.9	9.6
Estonia	939	257.0	75.0	57.3	57.8	59.6	82.4	1,002.0	139.5	212.1	308.5	249.8	231.6
Finland	172	1,576.8	328.4	375.8	381.5	375.2	444.4	4,580.0	1,069.7	1,022.4	1,135.7	1,226.2	1,195.8
France	132	32,438.9	7,791.1	7,883.3	8,201.4	8,034.2	8,320.0	46,838.3	12,922.3	11,493.7	11,934.9	11,714.4	11,695.3
Germany	134	49,362.0	12,859.0	12,305.0	12,049.5	12,488.1	12,519.4	114,227.4	32,259.8	27,759.4	29,055.0	28,935.3	28,477.8
Greece	174	720.4	159.7	160.2	159.5	141.7	259.1	1,229.4	349.5	295.6	286.1	302.4	345.4
Ireland	178	9,555.7	2,312.1	2,651.2	2,356.2	2,074.8	2,473.6	45,503.9	11,278.2	10,096.1	11,779.3	11,088.5	12,540.0
Italy	136	16,758.0	4,083.7	4,030.6	4,189.3	4,158.4	4,379.7	45,216.8	11,396.0	10,584.8	11,589.8	11,212.5	11,829.8
Latvia	941	257.6	59.6	58.4	54.5	68.2	76.6	338.3	75.2	76.6	91.6	86.1	83.9
Lithuania	946	463.5	177.2	116.4	104.8	116.1	126.1	1,182.2	310.5	318.0	374.3	176.3	313.6
Luxembourg	137	1,448.5	230.9	491.8	262.5	473.3	220.9	499.0	156.6	121.7	141.5	120.7	115.1
Malta	181	250.5	93.7	51.3	74.7	99.0	25.6	1,293.9	41.9	695.4	169.8	372.3	56.5
Netherlands	138	40,377.1	10,298.2	9,719.5	10,820.9	9,969.7	9,866.9	16,151.7	4,108.4	3,646.2	4,041.7	4,208.5	4,255.4
Portugal	182	948.2	198.9	232.8	269.0	182.2	264.2	3,204.8	753.6	629.3	881.1	862.3	832.0
Slovak Republic	936	293.2	85.7	82.8	71.1	65.2	74.1	2,534.8	463.7	535.3	684.0	614.7	700.8
Slovenia	961	335.2	109.5	44.7	100.4	115.5	74.7	752.4	167.6	185.2	195.6	190.3	181.2
Spain	184	10,373.1	2,629.8	2,590.1	2,584.7	2,396.8	2,801.6	13,467.9	3,429.5	3,050.3	3,711.5	3,278.3	3,427.9
Australia	193	22,224.9	5,984.2	4,965.1	5,783.4	5,877.5	5,598.9	9,534.5	2,489.8	2,328.8	2,566.8	2,417.7	2,221.1
Canada	156	265,960.6	67,786.8	63,729.0	70,263.6	66,452.1	65,515.9	278,066.8	70,051.5	67,232.5	69,798.4	69,421.3	71,614.5
China,P.R.: Hong Kong	532	34,908.0	9,346.2	8,610.0	7,948.2	9,022.6	9,327.2	7,386.3	1,464.9	1,587.1	1,927.7	2,180.7	1,690.8
China,P.R.: Macao	546	631.8	148.4	176.6	116.8	127.7	210.8	119.4	28.8	16.0	32.2	31.1	40.0
Czech Republic	935	1,934.1	499.4	504.9	538.8	403.6	486.7	4,398.9	1,098.9	1,081.0	1,142.1	1,105.8	1,070.0
Denmark	128	2,238.7	540.2	495.4	672.6	545.1	525.6	7,949.5	2,011.2	2,012.0	1,970.0	1,988.5	1,978.9
Iceland	176	467.3	62.9	92.6	163.1	138.8	72.8	371.7	81.8	87.9	93.6	98.9	91.2
Israel	436	13,197.1	3,167.1	3,254.9	3,614.5	3,136.6	3,191.1	22,206.4	6,181.0	5,500.3	5,765.2	5,765.2	5,175.8
Japan	158	63,264.3	14,942.7	15,059.1	15,083.4	16,232.8	16,889.0	132,201.8	32,834.4	31,994.7	31,847.2	33,118.6	35,241.4
Korea, Republic of	542	42,266.3	10,272.6	9,757.1	10,319.3	10,671.4	11,518.5	69,932.3	16,880.5	17,890.0	18,647.6	17,006.0	16,388.7
New Zealand	196	3,585.4	906.2	699.0	739.4	1,149.3	997.7	4,069.8	847.8	1,026.8	1,156.4	1,004.4	882.1
Norway	142	3,925.7	969.2	1,025.5	854.8	1,104.6	940.8	4,417.5	1,077.8	1,077.3	1,119.4	1,142.4	1,078.4
San Marino	135	1.0	1.0	0.3	0.3
Singapore	576	26,868.5	7,233.9	6,141.7	6,817.4	6,625.5	7,283.9	17,800.6	4,638.4	4,184.6	5,114.6	4,644.7	3,856.7
Sweden	144	3,817.3	1,025.0	915.7	1,067.1	904.9	929.5	9,720.0	2,717.1	2,405.2	2,549.4	2,217.9	2,547.4
Switzerland	146	22,725.8	4,825.0	5,473.6	5,857.9	5,236.0	6,158.3	36,662.5	9,087.4	7,726.3	10,475.0	9,382.8	9,078.3
Taiwan Prov.of China	528	26,045.1	6,838.5	5,989.5	6,387.4	6,625.0	7,043.1	39,312.8	9,807.5	9,212.5	9,795.6	10,212.1	10,092.6
United Kingdom	112	55,396.1	14,168.8	13,376.0	14,288.9	14,460.9	13,270.2	54,326.1	13,359.8	12,971.8	13,889.9	12,938.3	14,526.1
Vatican	187	0.1	0.1	0.1	0.1
Emerg. & Dev. Economies	200	662,322.9	171,813.3	156,423.8	161,692.7	165,554.6	178,651.8	1,164,740.4	296,389.9	266,921.2	284,979.7	305,934.7	306,904.8
Emerg. & Dev. Asia	505	187,767.0	49,190.3	41,452.5	42,939.6	46,553.1	56,821.8	658,765.3	170,360.8	149,803.1	157,547.6	175,670.3	175,744.4
Bangladesh	513	895.4	369.5	176.0	263.8	241.8	213.8	5,912.3	1,387.6	1,627.5	1,424.7	1,582.0	1,278.0
Bhutan	514	2.0	1.1	0.4	0.6	0.3	0.6	3.9	2.8	2.4	1.4	0.1	0.1
Brunei Darussalam	516	614.9	29.1	25.8	19.8	27.2	542.1	13.8	2.9	3.9	4.9	3.1	1.8
Cambodia	522	361.6	101.4	97.5	95.3	86.2	82.7	2,812.3	691.2	706.1	641.4	813.9	650.9
China,P.R.: Mainland	924	115,775.1	32,192.8	25,213.2	26,008.1	28,110.6	36,443.3	462,813.0	124,313.9	103,159.2	109,087.4	124,757.1	125,809.3
Fiji	819	55.0	12.9	15.9	13.2	11.9	14.0	203.3	53.9	49.3	39.1	59.1	55.8
F.T. French Polynesia	887	100.5	27.6	24.9	22.7	29.0	23.8	33.8	8.4	9.1	9.2	8.6	7.0
F.T. New Caledonia	839	65.9	27.2	17.5	12.6	14.8	21.0	43.1	9.5	9.0	10.9	10.7	12.4
India	534	21,689.0	4,988.4	4,859.9	5,130.7	5,420.4	6,278.0	45,998.4	10,176.0	11,273.3	11,397.9	11,802.6	11,524.6
Indonesia	536	6,037.5	1,744.4	1,703.3	1,381.4	1,426.9	1,525.9	19,203.4	4,670.4	4,768.1	4,728.9	4,887.0	4,819.4
Kiribati	826	1.2	0.5	0.5	0.3	0.2	0.1	3.5	1.1	0.9	0.7	1.1	0.9
Lao People's Dem.Rep	544	30.9	6.2	5.5	5.7	8.8	10.9	55.0	14.4	13.3	14.4	10.0	17.3
Malaysia	548	11,866.9	2,927.9	2,952.3	2,938.5	2,894.2	3,081.9	36,687.3	8,643.4	8,281.1	9,514.5	9,406.5	9,485.1
Maldives	556	31.1	10.8	7.9	7.8	6.9	8.5	20.4	6.8	6.4	5.1	2.7	6.3
Marshall Islands	867	42.2	42.2	4.7	4.7
Micronesia	868	8.0	8.0	0.1	0.1

United States (111)

In Millions of U.S. Dollars

		Exports (FOB)						Imports (CIF)					
		2016	2015Q4	2016Q1	2016Q2	2016Q3	2016Q4	2016	2015Q4	2016Q1	2016Q2	2016Q3	2016Q4
Mongolia	948	55.6	11.9	13.4	18.6	12.2	11.4	11.2	2.7	3.9	3.2	2.7	1.4
Myanmar	518	155.3	95.5	75.8	27.1	36.6	15.8	202.3	43.6	48.3	54.3	74.7	25.1
Nauru	836	0.5	0.5	0.2	0.2	0.1	0.1	1.1	0.1	0.1	0.3	0.4	0.2
Nepal	558	40.6	4.5	12.5	10.3	7.0	10.8	88.7	22.7	21.0	20.6	26.3	20.8
Palau	565	3.8	3.8	0.3	0.3
Papua New Guinea	853	126.8	60.1	34.1	18.5	59.9	14.3	91.8	25.6	18.1	19.4	23.1	31.1
Philippines	566	8,263.2	1,919.3	1,843.6	1,918.5	2,146.0	2,355.0	10,047.0	2,361.4	2,326.4	2,490.5	2,687.8	2,542.3
Samoa	862	27.9	5.3	7.7	6.5	8.0	5.7	5.3	1.0	1.1	1.7	1.4	1.1
Solomon Islands	813	9.9	1.2	1.3	1.3	3.7	3.6	2.1	0.3	0.2	0.2	1.3	0.5
Sri Lanka	524	407.1	79.7	96.9	81.7	98.9	129.6	2,829.5	707.0	750.9	662.6	701.3	714.8
Thailand	578	10,572.8	2,543.1	2,429.5	2,448.6	2,635.3	3,059.3	29,492.5	7,395.8	6,775.8	7,173.3	7,852.6	7,690.8
Timor-Leste	537	1.6	1.5	0.4	0.3	0.5	0.4	5.3	3.1	0.7	0.1	0.1	4.4
Tonga	866	15.2	2.3	3.4	3.2	4.7	3.9	3.3	0.8	0.7	0.6	1.0	1.0
Tuvalu	869	1.1	0.1	0.2	0.1	0.1	0.7	0.1	0.1	0.0	0.0	0.0	0.0
Vanuatu	846	7.8	1.0	3.7	2.0	1.2	1.1	5.6	1.2	1.4	1.5	1.6	1.1
Vietnam	582	10,151.3	1,956.9	1,736.1	2,405.0	3,157.6	2,852.6	42,109.2	9,787.5	9,931.0	10,203.7	10,943.3	11,031.2
Asia n.s.	598	349.5	67.5	93.1	97.4	102.1	57.0	61.6	25.6	13.9	35.1	8.1	4.5
Europe	170	27,700.6	6,439.3	6,389.4	7,755.4	6,469.5	7,086.3	39,679.1	9,508.0	8,902.0	10,162.9	10,200.1	10,414.0
Emerg. & Dev. Europe	903	18,232.3	4,088.9	4,367.1	5,560.3	3,882.7	4,422.1	23,336.2	5,775.3	5,691.8	5,846.6	5,833.5	5,964.3
Albania	914	50.4	6.1	8.4	18.6	12.4	11.0	124.7	35.6	5.5	35.9	64.7	18.7
Bosnia and Herzegovina	963	29.8	4.6	4.6	5.6	9.4	10.2	75.5	18.2	15.1	21.1	18.1	21.2
Bulgaria	918	269.1	76.1	58.4	70.6	59.6	80.4	603.9	142.0	143.6	149.6	150.2	160.6
Croatia	960	285.7	64.3	64.9	83.5	65.1	72.2	510.2	126.7	127.7	133.7	107.7	141.1
Faroe Islands	816	2.6	0.6	0.4	1.0	0.2	1.0	134.7	29.7	29.0	36.2	32.9	36.5
Gibraltar	823	1,771.7	229.9	317.5	611.9	397.2	445.1	0.3	0.0	0.1	0.1	0.1	0.1
Hungary	944	1,842.7	448.6	489.2	440.7	398.1	514.8	5,343.7	1,448.1	1,282.7	1,347.5	1,304.6	1,408.9
Kosovo	967	18.3	4.5	3.4	6.9	3.3	4.7	2.2	0.6	0.3	0.4	0.7	0.7
Macedonia, FYR	962	45.8	12.0	7.4	10.9	10.0	17.5	230.7	53.2	60.9	41.6	56.8	71.3
Montenegro	943	16.7	1.6	6.2	6.8	2.3	1.4	1.9	0.7	0.5	1.0	0.3	0.2
Poland	964	3,661.0	905.9	904.7	907.8	899.7	948.8	5,970.0	1,415.4	1,440.4	1,519.3	1,504.6	1,505.8
Romania	968	714.1	194.3	163.3	212.4	157.1	181.2	1,963.1	508.9	492.4	463.8	528.4	478.5
Serbia, Republic of	942	145.2	39.2	28.4	35.8	41.2	39.8	310.9	62.1	65.9	75.1	92.4	77.5
Turkey	186	9,379.2	2,101.3	2,310.5	3,147.7	1,826.9	2,094.1	8,064.3	1,934.0	2,027.7	2,021.3	1,971.9	2,043.3
CIS	901	9,465.5	2,348.7	2,020.9	2,194.5	2,586.4	2,663.7	16,336.2	3,730.1	3,208.0	4,315.5	4,364.8	4,448.0
Armenia	911	43.7	17.8	8.5	13.4	7.8	14.0	43.2	9.5	9.8	10.6	12.8	9.9
Azerbaijan, Rep. of	912	434.2	66.9	60.9	56.3	270.5	46.5	142.0	94.1	62.8	1.1	75.3	2.8
Belarus	913	195.0	12.0	11.7	15.7	104.7	63.0	133.9	14.8	28.8	16.7	46.4	42.1
Georgia	915	324.8	77.0	79.1	86.1	72.5	87.1	94.4	20.1	27.1	34.0	20.5	12.9
Kazakhstan	916	1,111.1	126.2	103.7	418.6	126.1	462.6	742.3	181.1	180.9	239.4	169.4	152.6
Kyrgyz Republic	917	19.9	4.7	3.8	4.9	6.2	4.9	3.2	0.6	2.4	0.2	0.2	0.4
Moldova	921	15.1	4.4	4.9	2.3	2.1	5.8	37.9	8.9	6.8	11.5	11.0	8.6
Russian Federation	922	5,797.5	1,776.5	1,468.3	1,338.1	1,501.9	1,489.3	14,512.5	3,215.4	2,757.1	3,837.0	3,823.9	4,094.5
Tajikistan	923	21.4	7.4	2.6	12.2	3.2	3.3	0.8	0.4	0.0	0.3	0.2	0.3
Turkmenistan	925	106.4	15.8	12.5	10.4	75.3	8.2	17.8	3.4	1.9	2.9	5.6	7.3
Ukraine	926	1,078.5	222.3	247.9	223.8	274.5	332.3	577.5	178.7	127.2	139.5	196.8	114.1
Uzbekistan	927	318.0	17.7	17.1	12.8	141.5	146.6	30.7	3.0	3.1	22.4	2.8	2.5
Europe n.s.	884	2.8	1.7	1.3	0.6	0.5	0.4	6.6	2.6	2.2	0.9	1.8	1.7
Mid East, N Africa, Pak	440	67,255.1	17,857.0	17,478.1	15,840.6	16,372.3	17,564.2	44,297.0	10,735.3	9,367.6	10,806.7	12,119.6	12,003.1
Afghanistan, I.R. of	512	913.5	128.0	286.7	218.8	137.5	270.5	33.5	4.9	5.0	9.1	12.0	7.4
Algeria	612	2,237.1	488.4	468.2	634.9	508.5	625.4	3,228.8	628.2	557.9	692.2	750.6	1,228.1
Bahrain, Kingdom of	419	902.1	297.6	205.5	229.1	217.8	249.8	768.3	203.6	196.6	230.9	179.8	161.1
Djibouti	611	145.0	24.9	34.9	42.6	38.0	29.5	28.0	5.3	2.9	10.9	7.9	6.3
Egypt	469	3,506.5	1,023.3	902.1	914.0	771.5	918.8	1,493.4	301.1	327.0	426.6	391.9	347.8
Iran, I.R. of	429	172.1	97.2	50.8	21.0	43.0	57.3	86.0	10.8	13.3	23.6	25.2	23.9
Iraq	433	1,268.7	262.7	282.0	365.3	293.4	328.1	5,965.1	1,520.0	735.0	1,330.7	1,867.3	2,032.1
Jordan	439	1,494.8	372.4	394.8	305.9	297.2	496.9	1,557.2	359.5	344.6	326.8	523.7	362.1
Kuwait	443	3,296.1	634.1	575.7	754.6	791.2	1,174.6	3,312.4	807.3	710.9	781.7	894.1	925.6
Lebanon	446	1,134.6	247.8	275.2	254.3	315.5	289.6	107.9	32.3	24.3	28.7	23.8	31.2
Libya	672	188.9	41.4	20.1	51.2	50.2	67.3	223.5	54.5	18.9	114.1	50.9	39.7
Mauritania	682	116.3	26.8	22.7	19.2	15.3	59.1	50.3	0.2	1.0	22.7	25.8	0.8

United States (111)

In Millions of U.S. Dollars

		Exports (FOB)						Imports (CIF)					
		2016	2015Q4	2016Q1	2016Q2	2016Q3	2016Q4	2016	2015Q4	2016Q1	2016Q2	2016Q3	2016Q4
Morocco	686	1,866.0	305.4	357.7	287.8	648.3	572.1	1,021.8	196.4	281.5	226.6	280.1	233.6
Oman	449	1,783.9	828.0	359.7	450.7	424.7	548.8	1,108.7	157.3	156.7	415.7	309.9	226.5
Pakistan	564	2,101.1	469.9	451.0	504.8	553.0	592.3	3,446.1	895.9	842.3	877.9	870.2	855.7
Qatar	453	4,928.7	1,262.2	2,094.2	1,558.0	808.4	468.1	1,160.7	281.7	381.9	254.4	243.4	281.0
Saudi Arabia	456	18,022.6	5,062.7	4,723.3	3,573.5	4,826.4	4,899.4	16,925.9	4,566.1	3,770.4	4,146.6	4,747.1	4,261.8
Somalia	726	36.9	5.9	6.1	17.6	11.2	1.9	1.0	0.3	0.2	0.4	0.1	0.2
Sudan	732	58.7	20.0	16.8	18.1	17.7	6.2	15.3	2.2	8.1	4.2	1.0	2.0
Syrian Arab Republic	463	3.7	0.5	1.1	0.5	1.1	1.1	6.7	2.0	1.5	2.0	1.3	1.8
Tunisia	744	524.2	167.9	126.4	133.6	139.8	124.4	391.6	111.1	107.7	106.2	91.6	86.0
United Arab Emirates	466	22,381.8	6,052.1	5,780.5	5,410.7	5,426.7	5,763.9	3,356.0	591.8	877.8	772.8	819.8	885.6
West Bank and Gaza	487	1.2	0.2	0.3	0.3	0.5	0.1	6.4	2.3	1.3	1.2	1.5	2.5
Yemen, Republic of	474	170.7	37.6	42.2	74.1	35.6	18.8	2.4	0.3	0.9	0.6	0.5	0.4
Sub-Saharan Africa	603	13,245.4	4,080.0	2,989.6	3,340.9	3,427.1	3,487.9	20,052.9	4,730.2	4,413.2	5,221.7	5,110.2	5,307.7
Angola	614	1,275.8	199.6	344.7	322.1	336.1	272.8	2,856.5	813.9	586.5	688.8	939.5	641.7
Benin	638	232.3	132.5	69.8	54.5	69.9	38.1	7.0	0.7	0.7	1.2	2.0	3.1
Botswana	616	42.3	10.3	11.1	14.5	10.2	6.5	434.2	51.2	48.1	95.1	147.6	143.3
Burkina Faso	748	35.3	7.1	7.9	7.8	6.4	13.2	5.3	0.7	0.6	1.3	1.7	1.7
Burundi	618	8.4	2.6	3.2	0.3	1.8	3.0	6.6	2.9	2.1	1.1	0.1	3.3
Cabo Verde	624	8.7	2.2	1.5	0.8	5.0	1.4	4.0	1.0	0.6	0.5	1.4	1.5
Cameroon	622	189.9	31.6	45.6	31.4	79.1	33.7	150.8	25.5	29.2	37.4	44.8	39.3
Central African Rep.	626	9.5	1.2	1.7	2.9	1.9	3.0	1.1	0.9	0.5	0.1	0.2	0.2
Chad	628	32.9	8.3	11.2	3.7	7.7	10.3	898.7	289.3	191.1	304.7	267.8	135.0
Comoros	632	1.3	0.5	0.2	0.3	0.3	0.5	2.7	0.2	2.1	0.1	0.4	0.2
Congo, Dem. Rep. of	636	83.3	13.5	17.9	15.3	15.7	34.5	173.9	26.0	19.9	35.1	55.4	63.6
Congo, Republic of	634	130.9	46.8	21.7	48.1	35.1	26.1	132.1	8.2	14.5	39.0	63.7	14.8
Côte d'Ivoire	662	286.1	50.2	50.2	104.4	73.5	58.1	1,163.9	200.6	429.3	222.4	195.8	316.4
Equatorial Guinea	642	278.4	27.1	22.6	23.5	201.1	31.1	193.2	65.9	38.9	71.7	32.3	50.4
Eritrea	643	3.0	0.7	1.6	0.5	0.7	0.3	0.5	0.0	0.1	0.3	0.0	0.0
Ethiopia	644	827.3	306.8	101.9	253.9	281.9	189.7	236.2	50.5	45.5	69.7	79.0	42.0
Gabon	646	84.8	65.1	25.3	23.1	14.4	22.0	107.4	120.4	29.1	14.6	36.4	27.3
Gambia, The	648	40.2	10.5	14.7	8.7	10.3	6.5	0.7	0.4	0.2	0.4	0.1	0.1
Ghana	652	830.5	207.1	189.8	186.3	228.1	226.3	321.2	62.7	107.6	95.7	45.7	72.2
Guinea	656	84.4	17.3	16.8	22.4	26.9	18.3	9.4	21.3	4.0	1.2	1.8	2.5
Guinea-Bissau	654	3.7	0.7	0.3	2.5	0.5	0.3	0.2	0.0	0.0	0.0	0.1	0.1
Kenya	664	393.9	405.7	114.1	93.7	78.4	107.6	551.5	139.0	134.8	131.5	149.1	136.1
Lesotho	666	2.1	0.2	0.2	0.2	0.9	0.8	310.6	87.0	66.3	71.5	86.5	86.4
Liberia	668	176.5	28.5	38.0	27.2	89.5	21.7	64.1	8.1	10.2	12.1	11.1	30.7
Madagascar	674	42.2	7.4	5.8	10.4	13.5	12.6	444.9	61.0	87.9	109.1	111.9	136.1
Malawi	676	42.2	4.6	11.0	10.9	9.4	10.9	76.7	29.0	13.1	12.0	10.3	41.2
Mali	678	73.1	17.9	12.1	11.9	21.0	28.1	4.3	1.2	2.0	0.8	0.7	0.8
Mauritius	684	87.0	10.2	13.5	29.5	7.3	36.6	335.4	100.1	87.2	77.2	86.4	84.6
Mozambique	688	147.0	65.1	27.0	50.1	31.0	38.9	110.9	23.7	27.2	25.5	12.0	46.3
Namibia	728	212.9	28.5	35.4	98.4	15.1	64.1	84.1	16.3	17.1	24.2	15.8	26.9
Niger	692	66.3	17.5	6.3	10.3	7.2	42.4	6.2	1.1	0.9	2.7	1.2	1.5
Nigeria	694	1,875.4	838.5	481.4	478.3	455.6	460.1	4,176.0	552.1	814.3	1,165.0	982.5	1,214.2
Rwanda	714	74.6	5.1	5.4	6.1	2.8	60.3	25.4	19.8	4.7	5.3	5.2	10.3
São Tomé & Príncipe	716	2.0	0.1	0.7	0.5	0.2	0.6	0.5	0.3	0.2	0.0	0.2	0.1
Senegal	722	182.0	44.8	33.4	31.6	71.1	45.9	54.6	11.3	13.4	14.0	10.6	16.6
Seychelles	718	12.4	3.9	2.4	2.9	3.8	3.3	5.8	1.3	1.7	0.7	0.7	2.7
Sierra Leone	724	63.2	17.8	13.6	18.6	13.6	17.4	30.1	16.7	3.3	11.8	2.5	12.5
South Africa	199	4,685.3	1,313.3	1,095.1	1,154.7	1,107.8	1,327.7	6,759.2	1,850.9	1,497.1	1,779.9	1,652.0	1,830.2
South Sudan, Rep. of	733	9.8	5.3	3.2	3.7	1.3	1.7	0.1	0.0	0.0	0.0	0.1	0.1
Swaziland	734	25.6	10.5	5.8	5.8	6.7	7.3	17.0	9.4	1.2	1.4	3.3	11.1
Tanzania	738	159.6	43.3	37.1	54.2	31.5	36.8	149.4	20.3	44.1	63.1	21.6	20.7
Togo	742	243.4	14.1	38.0	71.1	11.4	122.9	10.9	5.0	2.2	2.2	3.5	3.0
Uganda	746	69.0	21.7	15.4	18.3	17.6	17.8	51.5	9.4	16.5	14.0	8.9	12.0
Zambia	754	81.2	25.0	29.3	19.2	13.9	18.8	46.6	10.4	7.6	7.2	12.0	19.8
Zimbabwe	698	29.0	9.2	5.8	5.9	9.7	7.6	15.8	12.0	4.8	5.0	2.7	3.3
Africa n.s.	799	0.8	0.2	0.0	0.4	0.2	0.2	15.6	2.5	4.8	4.9	3.9	2.0

United States (111)

In Millions of U.S. Dollars

		Exports (FOB)						Imports (CIF)					
		2016	2015Q4	2016Q1	2016Q2	2016Q3	2016Q4	2016	2015Q4	2016Q1	2016Q2	2016Q3	2016Q4
Western Hemisphere	205	366,354.7	94,246.7	88,114.2	91,816.2	92,732.6	93,691.7	401,946.1	101,055.7	94,435.2	101,240.9	102,834.5	103,435.5
Anguilla	312	11.6	11.6	0.7	0.7
Antigua and Barbuda	311	262.0	86.2	53.1	78.3	56.5	74.1	17.2	1.0	4.2	3.0	7.1	2.9
Argentina	213	8,569.5	2,149.1	2,036.5	2,273.4	2,119.2	2,140.5	4,650.5	1,069.7	787.5	1,049.6	1,285.9	1,527.4
Aruba	314	777.5	198.6	231.2	153.8	170.2	222.2	16.4	11.7	3.6	3.8	5.2	3.8
Bahamas, The	313	2,179.8	614.1	464.7	578.6	512.1	624.3	298.2	93.3	64.8	95.3	67.7	70.3
Barbados	316	482.5	145.1	115.8	121.2	114.9	130.6	49.7	13.4	10.5	11.7	9.3	18.3
Belize	339	267.2	80.5	66.7	58.8	63.0	78.7	55.5	19.6	13.3	17.5	12.4	12.3
Bermuda	319	638.8	110.2	103.6	266.8	136.1	132.4	24.4	5.5	4.1	7.9	7.4	5.1
Bolivia	218	656.7	237.9	160.5	169.7	175.9	150.6	974.5	212.5	245.5	288.5	301.8	138.7
Brazil	223	30,297.1	6,806.8	6,406.3	7,325.0	8,317.2	8,248.5	26,175.7	6,496.6	5,642.9	6,154.9	7,363.8	7,014.1
Chile	228	12,940.9	3,481.9	3,703.8	3,437.6	3,020.6	2,778.9	8,799.4	1,809.6	2,577.7	2,042.1	2,079.9	2,099.7
Colombia	233	13,099.5	3,958.1	3,147.3	3,154.0	3,436.0	3,362.1	13,795.8	2,923.1	2,986.1	3,592.6	3,801.0	3,416.0
Costa Rica	238	5,897.4	1,573.4	1,348.6	1,466.0	1,466.3	1,616.5	4,332.7	1,048.0	1,062.4	1,160.4	1,048.7	1,061.2
Curacao	354	127.9	127.9	61.7	61.7
Dominica	321	51.1	14.0	12.2	10.6	14.3	14.1	2.7	0.5	0.5	0.8	1.1	0.3
Dominican Republic	243	7,785.8	1,793.1	1,743.8	1,856.5	2,094.8	2,090.6	4,684.1	1,131.1	1,027.0	1,232.3	1,233.6	1,191.1
Ecuador	248	4,152.8	1,358.0	1,024.3	979.1	979.1	1,170.3	6,061.4	1,519.0	1,495.0	1,441.9	1,563.9	1,560.6
El Salvador	253	2,962.6	824.2	743.6	713.8	728.9	776.2	2,496.9	607.2	575.3	652.2	681.3	588.2
Falkland Islands	323	1.5	0.2	1.0	0.0	0.0	0.4	19.8	1.3	0.0	8.6	4.6	6.5
Greenland	326	4.1	1.6	0.5	0.8	1.3	1.4	5.9	1.2	0.9	1.5	3.1	0.4
Grenada	328	86.8	22.2	20.5	23.3	17.7	25.3	12.5	1.9	1.9	5.2	3.3	2.2
Guatemala	258	5,899.9	1,504.8	1,522.4	1,509.5	1,404.7	1,463.3	3,948.5	949.5	945.3	1,039.5	1,019.1	944.6
Guyana	336	445.1	103.6	163.3	96.2	86.4	99.1	432.8	99.9	123.3	121.1	104.1	84.3
Haiti	263	1,102.5	267.5	255.3	278.0	298.4	270.9	898.7	233.9	203.7	237.5	256.4	201.0
Honduras	268	4,845.7	1,300.4	1,181.9	1,218.8	1,252.0	1,193.0	4,618.4	1,133.0	1,107.6	1,234.3	1,202.0	1,074.6
Jamaica	343	1,651.5	413.6	373.9	415.7	460.0	401.9	305.2	64.9	72.6	67.8	81.7	83.1
Mexico	273	230,959.1	58,794.4	55,630.9	57,981.9	58,432.0	58,914.3	294,151.0	74,893.6	70,336.5	74,847.5	73,672.3	75,294.7
Montserrat	351	2.1	2.1	0.1	0.1
Netherlands Antilles	353	1,271.0	355.5	448.1	496.9	232.9	93.0	261.5	76.1	88.3	76.5	74.7	22.0
Nicaragua	278	1,474.7	313.9	327.2	425.0	363.6	358.9	3,303.6	786.1	767.0	865.9	902.8	768.0
Panama	283	6,144.1	1,993.1	1,603.6	1,646.1	1,413.8	1,480.6	407.7	100.2	88.4	108.3	109.1	101.8
Paraguay	288	1,979.9	351.4	316.8	444.0	598.2	620.9	156.8	50.0	36.3	36.3	44.2	39.9
Peru	293	8,029.2	2,169.8	1,953.0	1,941.8	2,026.9	2,107.5	6,249.0	1,375.5	1,191.2	1,360.8	1,786.0	1,911.0
St. Kitts and Nevis	361	177.6	62.9	47.3	37.6	44.7	48.1	52.4	12.5	13.0	14.6	12.5	12.3
St. Lucia	362	402.8	129.2	130.2	62.7	99.6	110.2	14.0	13.7	3.7	2.5	4.7	3.1
St. Vincent & Grens.	364	95.0	24.1	21.7	23.4	27.7	22.1	3.1	0.5	0.4	0.6	0.5	1.6
Suriname	366	302.9	99.5	70.6	75.9	76.4	79.9	66.5	21.9	14.9	18.8	16.1	16.7
Trinidad and Tobago	369	2,344.1	607.2	770.8	549.9	506.5	516.9	2,960.9	810.4	839.7	676.4	681.5	763.3
Uruguay	298	1,138.0	308.7	259.4	268.3	308.7	301.6	536.2	141.3	121.7	134.8	140.2	139.5
Venezuela, Rep. Bol.	299	5,255.1	1,571.0	1,313.4	1,319.7	1,370.3	1,251.7	10,891.8	3,282.9	1,935.7	2,596.5	3,218.5	3,141.1
Western Hem. n.s.	399	1,581.5	421.0	340.2	357.4	305.5	578.5	152.1	43.6	42.6	31.3	27.0	51.2
Other Countries n.i.e	910	247.4	26.1	52.9	51.3	72.2	70.9
Cuba	928	247.2	25.9	52.9	51.3	72.2	70.8
Korea, Dem. People's Rep.	954	0.1	0.3	0.0	0.0	0.0	0.1
Countries & Areas n.s.	898	1.7	1.7
Memorandum Items													
Africa	605	18,219.8	5,114.1	4,019.3	4,491.0	4,804.6	4,904.9	24,789.6	5,674.0	5,372.5	6,285.0	6,267.4	6,864.7
Middle East	405	59,256.4	16,219.7	15,707.5	13,963.2	14,303.0	15,282.6	36,080.6	8,890.7	7,561.1	8,856.3	10,080.3	9,582.9
European Union	998	271,827.4	68,604.5	67,886.7	69,707.5	66,986.8	67,246.3	416,745.9	109,169.6	99,424.5	107,283.0	103,116.0	106,922.5
Export earnings: fuel	080	92,614.6	26,002.7	23,600.2	22,041.4	22,946.6	24,026.3	94,619.8	22,919.6	19,604.0	23,728.6	25,855.0	25,432.3
Export earnings: nonfuel	092	1,361,084.1	345,235.7	324,056.5	341,644.2	340,487.3	354,896.2	2,094,558.2	534,470.4	493,119.9	523,260.0	536,026.3	542,152.0

Uruguay (298)

In Millions of U.S. Dollars

		Exports (FOB)						Imports (CIF)					
		2016	2015Q4	2016Q1	2016Q2	2016Q3	2016Q4	2016	2015Q4	2016Q1	2016Q2	2016Q3	2016Q4
IFS World		7,180.2	1,688.2	1,428.0	1,951.2	2,088.9	1,712.1	7,908.6	2,047.9	1,783.8	2,150.5	1,948.8	2,025.4
World	001	7,319.2	1,784.9	1,484.8	1,995.4	2,115.1	1,724.0	8,169.7	2,176.8	1,853.2	2,221.1	2,010.3	2,085.0
Advanced Economies	110	1,701.0	393.8	352.5	463.8	487.2	397.5	2,381.0	624.1	535.5	648.6	588.9	608.0
Euro Area	163	787.9	176.7	154.7	213.5	230.1	189.6	1,078.3	237.3	218.0	289.7	278.6	292.1
Austria	122	0.1	0.0 r	0.0 r	0.0 r	0.0 r	0.0 r	22.1	5.7 r	5.0 r	6.0 r	5.4 r	5.7 r
Belgium	124	26.0	3.8 r	6.5 r	6.5 r	6.5 r	6.5 r	34.2	7.6 r	8.6 r	8.6 r	8.6 r	8.6 r
Cyprus	423	0.9	0.1 r	0.1 r	0.2 r	0.3 r	0.3 r	0.1	0.0 r	0.0 r	0.0 r	0.0 r	0.0 r
Estonia	939	0.2	0.1 r	0.1 r	0.1 r	0.1 r	1.5	7.1 r	0.3 r	0.4 r	0.4 r	0.4 r
Finland	172	2.5	0.0 r	0.5 r	0.7 r	0.7 r	0.6 r	29.9	8.9 r	6.8 r	8.1 r	7.4 r	7.7 r
France	132	33.3	6.5 r	5.8 r	8.9 r	10.1 r	8.4 r	109.2	33.4 r	24.3 r	29.5 r	27.0 r	28.4 r
Germany	134	218.8	55.0 r	46.5 r	59.8 r	62.1 r	50.4 r	385.7	62.4 r	67.8 r	102.7 r	104.4 r	110.9 r
Greece	174	13.0	0.0 r	2.6 r	3.5 r	3.8 r	3.1 r	11.9	0.7 r	1.4 r	3.1 r	3.5 r	3.9 r
Ireland	178	1.9	0.1 r	0.4 r	0.5 r	0.5 r	0.4 r	13.9	3.2 r	3.1 r	3.8 r	3.4 r	3.5 r
Italy	136	79.9	18.8 r	15.2 r	21.6 r	23.6 r	19.6 r	132.1	34.4 r	31.5 r	36.4 r	31.9 r	32.3 r
Latvia	941	1.4	0.4 r	0.3 r	0.4 r	0.4 r	0.3 r	0.8	0.1 r	0.1 r	0.2 r	0.2 r	0.2 r
Lithuania	946	1.0	0.0 r	0.2 r	0.3 r	0.3 r	0.2 r	14.4	0.2 r	3.3 r	3.9 r	3.6 r	3.7 r
Luxembourg	137	0.0	0.0 r	0.0 r	0.0 r	0.0 r	0.0 r	0.3	0.0 r	0.1 r	0.1 r	0.1 r	0.1 r
Malta	181	0.0	0.0 r	0.0 r	0.0 r	0.0 r	0.1	0.0 r	0.0 r	0.0 r	0.0 r	0.0 r
Netherlands	138	238.6	46.0 r	43.8 r	64.5 r	71.4 r	58.8 r	53.3	13.3 r	9.3 r	14.0 r	14.3 r	15.7 r
Portugal	182	95.9	17.2 r	22.8 r	27.4 r	26.4 r	19.3 r	11.5	1.9 r	2.6 r	3.1 r	2.8 r	3.0 r
Slovak Republic	936	0.3	0.1 r	0.1 r	0.1 r	0.1 r	2.0	1.3 r	0.7 r	0.6 r	0.4 r	0.4 r
Slovenia	961	0.1	0.0 r	0.0 r	0.0 r	0.0 r	2.0	0.4 r	0.4 r	0.5 r	0.5 r	0.6 r
Spain	184	74.0	26.3 r	9.8 r	18.9 r	23.8 r	21.5 r	253.3	53.5 r	52.7 r	68.6 r	64.7 r	67.3 r
Australia	193	1.9	0.4 r	0.4 r	0.5 r	0.5 r	0.4 r	8.6	1.9 r	1.8 r	2.3 r	2.2 r	2.3 r
Canada	156	74.5	21.2 r	19.8 r	21.1 r	19.1 r	14.4 r	77.8	16.0 r	11.1 r	20.0 r	22.1 r	24.6 r
China,P.R.: Hong Kong	532	46.1	11.5 r	12.2 r	13.2 r	12.0 r	8.8 r	19.3	7.1 r	4.8 r	5.3 r	4.5 r	4.7 r
China,P.R.: Macao	546	0.2	0.0 r	0.0 r	0.0 r	0.0 r
Czech Republic	935	4.5	0.8 r	0.7 r	1.2 r	1.4 r	1.2 r	8.0	1.4 r	1.8 r	2.2 r	2.0 r	2.1 r
Denmark	128	4.8	0.8 r	0.8 r	1.3 r	1.5 r	1.2 r	164.0	23.5 r	24.0 r	42.7 r	46.5 r	50.8 r
Iceland	176	0.0	0.0 r	0.0 r	0.0 r	0.0 r	0.1	0.0 r	0.0 r	0.0 r	0.0 r
Israel	436	128.2	9.0 r	25.5 r	34.8 r	37.3 r	30.6 r	12.7	4.0 r	2.9 r	3.5 r	3.1 r	3.3 r
Japan	158	10.0	2.1 r	1.6 r	2.7 r	3.1 r	2.6 r	60.4	27.8 r	8.3 r	15.0 r	17.1 r	19.9 r
Korea, Republic of	542	26.9	5.1 r	5.6 r	7.4 r	7.7 r	6.1 r	105.9	42.9 r	31.8 r	29.9 r	22.4 r	21.8 r
New Zealand	196	3.0	0.7 r	0.9 r	0.9 r	0.8 r	0.5 r	19.7	3.0 r	3.4 r	5.2 r	5.4 r	5.7 r
Norway	142	12.1	2.2 r	1.9 r	3.2 r	3.8 r	3.2 r	7.8	0.9 r	1.4 r	2.1 r	2.1 r	2.2 r
Singapore	576	4.9	1.5 r	1.4 r	1.4 r	1.2 r	0.9 r	5.5	1.6 r	1.2 r	1.5 r	1.4 r	1.4 r
Sweden	144	10.0	2.0 r	2.0 r	2.7 r	2.9 r	2.4 r	34.2	6.7 r	7.0 r	9.3 r	8.8 r	9.1 r
Switzerland	146	64.6	18.1 r	13.6 r	17.6 r	18.4 r	15.1 r	31.9	8.5 r	7.2 r	8.7 r	7.9 r	8.2 r
Taiwan Prov.of China	528	8.2	1.9 r	1.6 r	2.2 r	2.4 r	2.0 r	33.0	9.1 r	7.5 r	9.0 r	8.1 r	8.5 r
United Kingdom	112	61.8	15.8 r	11.8 r	16.6 r	18.2 r	15.2 r	148.4	65.9 r	60.7 r	45.5 r	24.2 r	18.0 r
United States	111	451.5	124.2 r	97.9 r	123.4 r	126.9 r	103.4 r	565.0	166.2 r	142.5 r	156.7 r	132.5 r	133.4 r
Emerg. & Dev. Economies	200	3,917.5	1,003.5	795.8	1,069.5	1,132.2	920.1	5,751.8	1,543.3	1,309.6	1,562.6	1,412.2	1,467.4
Emerg. & Dev. Asia	505	1,044.4	210.2	199.8	283.9	308.6	252.0	1,891.4	499.3	425.7	513.5	467.3	484.9
Bangladesh	513	11.7	2.0 r	2.7 r	3.3 r	3.3 r	2.5 r	6.1	1.2 r	1.2 r	1.6 r	1.6 r	1.7 r
Brunei Darussalam	516	0.1	0.0 r	0.0 r	0.0 r	0.0 r	0.0	0.0 r	0.0 r	0.0 r	0.0 r
Cambodia	522	0.0	0.0 r	0.0 r	0.0 r	0.0 r	3.1	0.6 r	0.5 r	0.8 r	0.8 r	0.9 r
China,P.R.: Mainland	924	891.3	177.3 r	171.8 r	242.8 r	262.8 r	213.9 r	1,532.1	411.9 r	343.1 r	416.6 r	378.8 r	393.6 r
F.T. French Polynesia	887	5.0	1.0 r	0.8 r	1.3 r	1.6 r	1.3 r
India	534	17.4	3.6 r	3.5 r	4.7 r	5.1 r	4.1 r	157.5	49.2 r	37.3 r	42.9 r	37.9 r	39.3 r
Indonesia	536	7.5	1.7 r	1.8 r	2.1 r	2.0 r	1.6 r	34.1	7.8 r	6.8 r	9.1 r	8.8 r	9.3 r
Malaysia	548	13.5	2.0 r	2.1 r	3.6 r	4.3 r	3.5 r	17.3	6.9 r	4.9 r	4.8 r	3.8 r	3.8 r
Myanmar	518	1.0	0.3 r	0.2 r	0.2 r	0.2 r	0.2 r	0.2	0.1 r	0.0 r	0.0 r	0.0 r	0.1 r
Nepal	558	0.4	0.1 r	0.1 r	0.1 r	0.1 r	0.1	0.0 r	0.0 r	0.0 r	0.0 r	0.0 r
Philippines	566	10.8	2.7 r	2.6 r	3.0 r	3.0 r	2.3 r	10.8	3.3 r	2.6 r	2.9 r	2.6 r	2.6 r
Sri Lanka	524	0.2	0.1 r	0.0 r	0.1 r	0.1 r	0.0 r	3.2	0.7 r	0.6 r	0.8 r	0.9 r	0.9 r
Thailand	578	43.1	10.0 r	6.7 r	11.3 r	13.5 r	11.6 r	28.6	7.2 r	6.7 r	7.9 r	6.9 r	7.0 r
Vanuatu	846	0.1	0.0 r	0.0 r	0.0 r	0.0 r
Vietnam	582	42.2	9.6 r	7.4 r	11.3 r	12.8 r	10.8 r	55.4	10.5 r	11.2 r	15.0 r	14.3 r	14.9 r
Asia n.s.	598	43.1	10.8 r	10.8 r	10.8 r	10.8 r

Uruguay (298)

In Millions of U.S. Dollars

		Exports (FOB)						Imports (CIF)					
		2016	2015Q4	2016Q1	2016Q2	2016Q3	2016Q4	2016	2015Q4	2016Q1	2016Q2	2016Q3	2016Q4
Europe	170	356.9	67.4	71.3	98.0	104.3	83.4	135.4	31.7	27.4	36.4	34.9	36.7
Emerg. & Dev. Europe	903	255.7	45.9	53.1	70.9	73.9	57.8	100.4	20.5	19.5	26.9	26.3	27.8
Albania	914	0.3	0.1 r	0.1 r	0.1 r	0.1 r	0.2	0.0 r	0.0 r	0.0 r	0.0 r	0.0 r
Bosnia and Herzegovina	963	0.1	0.0 r	0.0 r	0.0 r	0.0 r	0.7	0.1 r	0.1 r	0.2 r	0.2 r	0.2 r
Bulgaria	918	5.9	3.1 r	1.2 r	1.6 r	1.7 r	1.4 r	3.1	0.2 r	0.7 r	0.8 r	0.8 r	0.8 r
Croatia	960	0.1	0.1 r	0.0 r	0.0 r	0.0 r	0.0 r
Hungary	944	3.7	0.7 r	0.8 r	1.0 r	1.1 r	0.9 r	10.8	2.9 r	3.0 r	3.1 r	2.4 r	2.3 r
Macedonia, FYR	962	1.0	0.1 r	0.1 r	0.2 r	0.3 r	0.3 r	0.0	0.4 r	0.0 r	0.0 r	0.0 r	0.0 r
Poland	964	24.4	5.7 r	4.5 r	6.6 r	7.3 r	6.1 r	9.3	1.7 r	1.7 r	2.5 r	2.5 r	2.6 r
Romania	968	5.4	0.9 r	1.2 r	1.5 r	1.5 r	1.1 r	5.0	1.5 r	1.4 r	1.4 r	1.1 r	1.1 r
Serbia, Republic of	942	0.4	0.1 r	0.1 r	0.1 r	0.1 r	0.1 r	0.5	0.1 r	0.1 r	0.1 r	0.1 r	0.1 r
Turkey	186	214.5	35.2 r	45.1 r	59.8 r	61.7 r	47.9 r	70.7	13.5 r	12.4 r	18.7 r	19.1 r	20.5 r
CIS	901	101.2	21.5	18.2	27.1	30.4	25.6	35.0	11.1	7.9	9.5	8.6	9.0
Azerbaijan, Rep. of	912	0.1	0.0 r	0.0 r	0.0 r	0.0 r
Belarus	913	0.1	0.0 r	0.0 r	0.0 r	0.0 r	0.0 r	1.4	1.1 r	0.3 r	0.4 r	0.4 r	0.4 r
Georgia	915	0.9	0.6 r	0.3 r	0.2 r	0.2 r	0.2 r	0.5	0.2 r	0.1 r	0.1 r	0.1 r	0.1 r
Kazakhstan	916	0.3	0.0 r	0.1 r	0.1 r	0.1 r	0.1 r	0.0	0.0 r	0.0 r	0.0 r	0.0 r
Moldova	921	0.3	0.0 r	0.0 r	0.1 r	0.1 r	0.1 r	0.3	0.1 r	0.1 r	0.1 r	0.1 r
Russian Federation	922	97.4	20.9 r	17.2 r	26.1 r	29.4 r	24.6 r	32.2	9.8 r	7.3 r	8.8 r	7.9 r	8.3 r
Tajikistan	923	0.1	0.0 r	0.0 r	0.0 r	0.0 r	0.0	0.0 r	0.0 r	0.0 r	0.0 r
Ukraine	926	2.0	0.5 r	0.5 r	0.5 r	0.5 r	0.5	0.0 r	0.1 r	0.1 r	0.1 r	0.1 r
Mid East, N Africa, Pak	440	138.7	39.0	34.8	38.6	36.3	29.1	123.9	5.2	25.8	33.1	31.9	33.2
Afghanistan, I.R. of	512	0.7	0.2 r	0.2 r	0.2 r	0.2 r	0.0	0.0 r	0.0 r	0.0 r	0.0 r
Algeria	612	43.5	14.3 r	15.9 r	13.3 r	9.1 r	5.2 r	10.7	0.0 r	2.4 r	2.9 r	2.6 r	2.7 r
Bahrain, Kingdom of	419	0.5	0.0 r	0.1 r	0.1 r	0.1 r	0.1 r	0.3	0.1 r	0.1 r	0.1 r	0.1 r
Egypt	469	15.2	9.4 r	3.0 r	4.1 r	4.4 r	3.6 r	34.2	0.5 r	7.7 r	9.3 r	8.4 r	8.7 r
Iran, I.R. of	429	6.7	4.7 r	1.3 r	1.8 r	2.0 r	1.6 r	0.1	0.0 r	0.0 r	0.0 r	0.0 r
Iraq	433	26.6	1.2 r	4.5 r	6.7 r	7.8 r	7.6 r
Jordan	439	0.7	0.0 r	0.1 r	0.2 r	0.2 r	0.2 r	0.4	0.1 r	0.1 r	0.1 r	0.1 r	0.1 r
Kuwait	443	4.0	0.5 r	0.8 r	1.1 r	1.2 r	1.0 r
Lebanon	446	7.7	0.3 r	1.3 r	2.0 r	2.3 r	2.2 r	0.7	0.2 r	0.2 r	0.2 r	0.2 r
Libya	672	0.2	0.0 r	0.0 r	0.0 r	0.0 r	1.0	0.2 r	0.2 r	0.2 r	0.2 r
Mauritania	682	0.8	0.2 r	0.2 r	0.2 r	0.2 r	0.2 r	0.0	0.0 r	0.0 r	0.0 r	0.0 r	0.0 r
Morocco	686	6.5	2.5 r	1.4 r	1.7 r	1.8 r	1.6 r	25.6	0.5 r	5.8 r	7.0 r	6.3 r	6.6 r
Oman	449	0.8	0.8 r	0.4 r	0.3 r	0.1 r	0.0 r	14.5	3.6 r	3.6 r	3.6 r	3.6 r
Pakistan	564	0.6	0.4 r	0.1 r	0.2 r	0.2 r	0.1 r	5.8	1.0 r	1.2 r	1.6 r	1.5 r	1.5 r
Qatar	453	1.2	0.4 r	0.4 r	0.4 r	0.3 r	0.2 r	5.0	0.8 r	0.7 r	1.3 r	1.4 r	1.6 r
Saudi Arabia	456	12.6	2.4 r	2.9 r	3.5 r	3.5 r	2.7 r	19.2	1.3 r	2.7 r	5.1 r	5.5 r	5.9 r
Sudan	732	1.2	0.3 r	0.3 r	0.3 r	0.3 r
Syrian Arab Republic	463	0.1	0.0 r	0.0 r	0.0 r	0.0 r	0.0 r	0.3	0.2 r	0.1 r	0.1 r	0.1 r	0.1 r
Tunisia	744	0.6	0.2 r	0.2 r	0.2 r	0.1 r	0.1 r
United Arab Emirates	466	7.5	1.8 r	1.5 r	2.0 r	2.2 r	1.8 r	5.6	0.5 r	0.7 r	1.4 r	1.6 r	1.8 r
Yemen, Republic of	474	1.5	0.4 r	0.4 r	0.4 r	0.4 r
Sub-Saharan Africa	603	78.1	27.6	16.0	21.1	22.4	18.6	494.7	140.9	141.3	138.1	107.8	107.6
Angola	614	1.8	0.8 r	0.4 r	0.5 r	0.5 r	0.4 r	226.1	0.0 r	51.0 r	61.5 r	55.7 r	57.9 r
Benin	638	5.3	1.3 r	1.1 r	1.4 r	1.5 r	1.3 r	0.0	0.0 r	0.0 r	0.0 r	0.0 r
Botswana	616	0.1	0.0 r	0.0 r	0.0 r	0.0 r
Burkina Faso	748	0.3	0.1 r	0.1 r	0.1 r	0.1 r	0.0	0.0 r	0.0 r	0.0 r	0.0 r	0.0 r
Cabo Verde	624	0.1	0.0 r	0.0 r	0.0 r	0.0 r	0.0	0.0 r	0.0 r	0.0 r	0.0 r
Cameroon	622	3.2	0.1 r	0.6 r	0.9 r	0.9 r	0.8 r	0.1	0.0 r	0.0 r	0.0 r	0.0 r
Congo, Republic of	634	3.8	0.8 r	0.7 r	1.0 r	1.1 r	0.9 r	0.0	0.0 r	0.0 r	0.0 r	0.0 r
Côte d'Ivoire	662	0.8	0.1 r	0.2 r	0.2 r	0.2 r	0.2 r	0.3	0.1 r	0.1 r	0.1 r	0.1 r
Equatorial Guinea	642	0.8	0.2 r	0.2 r	0.2 r	0.2 r	0.2 r	6.8	1.7 r	1.7 r	1.7 r	1.7 r
Ethiopia	644	0.1	0.0 r	0.0 r	0.0 r	0.0 r	0.0 r	0.0	0.0 r	0.0 r	0.0 r	0.0 r
Gabon	646	4.6	0.9 r	0.4 r	1.2 r	1.6 r	1.4 r	0.1	0.0 r	0.0 r	0.0 r	0.0 r	0.0 r
Ghana	652	0.5	0.2 r	0.2 r	0.2 r	0.1 r	0.1 r	1.2	0.3 r	0.3 r	0.3 r	0.3 r
Guinea	656	0.3	0.1 r	0.1 r	0.1 r	0.1 r
Guinea-Bissau	654	2.6	0.7 r	0.7 r	0.7 r	0.7 r
Kenya	664	0.5	0.2 r	0.1 r	0.1 r	0.1 r	0.1 r	0.0	0.0 r	0.0 r	0.0 r	0.0 r
Liberia	668	0.5	1.0 r	0.1 r	0.1 r	0.1 r	0.1 r

Uruguay (298)

In Millions of U.S. Dollars

		Exports (FOB)						Imports (CIF)					
		2016	2015Q4	2016Q1	2016Q2	2016Q3	2016Q4	2016	2015Q4	2016Q1	2016Q2	2016Q3	2016Q4
Madagascar	674	0.1	0.0 r	0.0 r	0.0 r	0.0 r	0.0	0.0 r	0.0 r	0.0 r	0.0 r	0.0 r
Malawi	676	0.3	0.1 r	0.1 r	0.1 r	0.1 r
Mali	678	0.5	0.0 r	0.1 r	0.1 r	0.2 r	0.2 r
Mauritius	684	0.2	0.0 r	0.0 r	0.1 r	0.1 r	0.1 r	0.1	0.0 r	0.0 r	0.0 r	0.0 r	0.0 r
Namibia	728	0.2	0.0 r	0.0 r	0.0 r	0.0 r	0.0	0.0 r	0.0 r	0.0 r	0.0 r	0.0 r
Nigeria	694	6.9	2.3 r	1.7 r	1.9 r	1.8 r	1.5 r	236.8	135.5 r	82.7 r	68.0 r	44.3 r	41.8 r
Senegal	722	3.7	0.1 r	0.4 r	1.0 r	1.3 r	1.1 r	0.3	0.1 r	0.1 r	0.1 r	0.1 r
Sierra Leone	724	14.4	12.6 r	2.9 r	3.9 r	4.2 r	3.4 r	0.0	0.0 r	0.0 r	0.0 r	0.0 r
South Africa	199	25.9	6.7 r	5.9 r	7.2 r	7.1 r	5.7 r	22.4	5.3 r	5.3 r	6.2 r	5.4 r	5.5 r
Tanzania	738	0.1	0.0 r	0.0 r	0.0 r	0.0 r
Togo	742	0.3	0.1 r	0.1 r	0.1 r	0.1 r	0.0	0.0 r	0.0 r	0.0 r	0.0 r	0.0 r
Zambia	754	0.2	0.0 r	0.0 r	0.0 r	0.1 r	0.0 r	0.0	0.0 r	0.0 r	0.0 r	0.0 r
Zimbabwe	698	0.3	0.0 r	0.0 r	0.1 r	0.1 r	0.1 r
Western Hemisphere	205	2,299.4	659.4	473.9	627.9	660.6	537.0	3,106.3	866.3	689.4	841.6	770.4	805.0
Antigua and Barbuda	311	0.1	0.1 r	0.0 r	0.0 r	0.0 r	0.0 r
Argentina	213	363.9	86.6 r	75.4 r	99.4 r	104.3 r	84.8 r	1,084.3	286.2 r	235.1 r	293.3 r	271.6 r	284.3 r
Aruba	314	1.5	0.5 r	0.4 r	0.4 r	0.4 r	0.3 r
Barbados	316	3.3	0.8 r	0.7 r	0.9 r	0.9 r	0.8 r	0.5	0.0 r	0.1 r	0.1 r	0.1 r	0.1 r
Bolivia	218	39.1	12.7 r	9.0 r	10.7 r	10.7 r	8.6 r	7.7	1.7 r	1.7 r	2.1 r	1.9 r	2.0 r
Brazil	223	1,197.7	250.7 r	223.5 r	323.7 r	356.3 r	294.2 r	1,462.4	429.8 r	328.4 r	396.3 r	360.5 r	377.2 r
Chile	228	94.6	26.0 r	21.4 r	26.0 r	26.2 r	21.0 r	120.5	46.1 r	32.9 r	33.5 r	27.0 r	27.2 r
Colombia	233	52.1	5.5 r	7.8 r	14.0 r	16.6 r	13.7 r	44.4	6.3 r	7.9 r	11.9 r	12.0 r	12.7 r
Costa Rica	238	17.5	4.8 r	3.4 r	4.7 r	5.1 r	4.3 r	4.2	1.3 r	0.9 r	1.1 r	1.0 r	1.1 r
Curacao	354	1.8	0.6 r	0.5 r	0.5 r	0.5 r	0.5 r
Dominican Republic	243	6.5	1.3 r	1.2 r	1.8 r	1.9 r	1.6 r	2.0	0.8 r	0.4 r	0.5 r	0.5 r	0.5 r
Ecuador	248	9.1	2.2 r	1.9 r	2.5 r	2.6 r	2.1 r	28.5	6.5 r	6.1 r	7.7 r	7.2 r	7.4 r
El Salvador	253	0.8	0.1 r	0.1 r	0.2 r	0.3 r	0.2 r	0.2	0.1 r	0.1 r	0.1 r	0.1 r	0.1 r
Grenada	328	0.1	0.0 r	0.0 r	0.0 r	0.0 r	0.0 r	0.1	0.0 r	0.0 r	0.0 r	0.0 r
Guatemala	258	8.7	1.5 r	1.7 r	2.4 r	2.6 r	2.0 r	0.5	0.2 r	0.1 r	0.1 r	0.1 r	0.1 r
Guyana	336	1.3	1.4 r	0.3 r	0.4 r	0.4 r	0.3 r	0.0	0.0 r	0.0 r	0.0 r	0.0 r	0.0 r
Haiti	263	0.7	0.0 r	0.1 r	0.2 r	0.2 r	0.2 r	0.0	0.0 r	0.0 r	0.0 r	0.0 r
Honduras	268	2.1	0.4 r	0.6 r	0.6 r	0.5 r	0.4 r	0.8	0.1 r	0.2 r	0.2 r	0.2 r	0.2 r
Jamaica	343	0.5	0.1 r	0.1 r	0.1 r	0.1 r	0.1 r	0.0	0.0 r	0.0 r	0.0 r	0.0 r
Mexico	273	163.9	66.4 r	56.3 r	48.1 r	35.4 r	24.2 r	205.3	53.1 r	44.2 r	55.5 r	51.6 r	54.0 r
Netherlands Antilles	353	0.4 r
Nicaragua	278	2.7	0.3 r	0.5 r	0.7 r	0.8 r	0.6 r	0.0	0.0 r	0.0 r	0.0 r	0.0 r	0.0 r
Panama	283	10.4	2.0 r	2.0 r	2.8 r	3.0 r	2.5 r	2.1	0.2 r	0.3 r	0.6 r	0.6 r	0.7 r
Paraguay	288	121.7	27.4 r	25.1 r	33.3 r	35.0 r	28.3 r	100.3	26.6 r	21.7 r	27.1 r	25.1 r	26.3 r
Peru	293	137.2	34.5 r	29.3 r	37.6 r	38.8 r	31.5 r	28.4	6.8 r	6.3 r	7.7 r	7.1 r	7.3 r
St. Vincent & Grens.	364	0.6	0.0 r	0.1 r	0.2 r	0.2 r	0.2 r
Trinidad and Tobago	369	12.2	3.4 r	2.4 r	3.3 r	3.5 r	2.9 r	9.3	2.3 r	2.3 r	2.3 r	2.3 r
Venezuela, Rep. Bol.	299	49.1	129.7 r	9.8 r	13.4 r	14.3 r	11.7 r	4.0	0.1 r	0.5 r	1.1 r	1.2 r	1.2 r
Western Hem. n.s.	399	0.7	0.1 r	0.1 r	0.2 r	0.2 r	0.2 r
Other Countries n.i.e	910	29.6	2.2	4.2	8.0	9.6	7.8	2.5	0.3	0.4	0.7	0.7	0.7
Cuba	928	29.6	2.2 r	4.2 r	8.0 r	9.6 r	7.8 r	2.2	0.2 r	0.3 r	0.6 r	0.6 r	0.7 r
Korea, Dem. People's Rep.	954	0.3	0.1 r	0.0 r	0.1 r	0.1 r	0.1 r
Special Categories	899	40.1	9.3 r	8.0 r	10.9 r	11.7 r	9.6 r	9.7	4.4 r	2.2 r	2.6 r	2.4 r	2.5 r
Countries & Areas n.s.	898	1,630.9	376.2 r	324.4 r	443.2 r	474.5 r	388.9 r	24.8	4.7 r	5.6 r	6.7 r	6.1 r	6.4 r
Memorandum Items													
Africa	605	130.1	44.6	33.7	36.7	33.8	25.8	531.7	141.6	149.7	148.1	116.9	117.0
Middle East	405	85.5	21.5	16.8	22.7	24.5	21.5	81.0	3.5	16.1	21.4	21.3	22.2
European Union	998	908.5	206.5	177.7	246.0	265.7	219.1	1,461.3	341.3	318.3	397.1	366.9	379.0
Export earnings: fuel	080	382.6	205.3	79.9	104.5	109.2	89.0	652.3	162.7	171.8	179.8	149.4	151.3
Export earnings: nonfuel	092	6,936.6	1,579.6	1,404.9	1,890.8	2,005.9	1,634.9	7,517.4	2,014.1	1,681.5	2,041.4	1,860.9	1,933.7

Uzbekistan (927)

In Millions of U.S. Dollars

		Exports (FOB)						Imports (CIF)					
		2016	2015Q4	2016Q1	2016Q2	2016Q3	2016Q4	2016	2015Q4	2016Q1	2016Q2	2016Q3	2016Q4
IFS World	
World	001	7,627.4	1,780.0	1,415.7	1,724.6	2,023.2	2,463.8	10,196.7	2,616.6	2,237.8	2,486.1	2,668.3	2,804.4
Advanced Economies	110	2,917.0	759.7	387.0	432.5	856.1	1,241.3	3,440.8	825.8	702.1	707.4	968.4	1,063.0
Euro Area	163	148.5	69.6	41.1	31.2	32.4	43.8	1,580.2	413.8	372.0	386.2	423.3	398.7
Austria	122	1.1 e	0.8 e	0.3 e	0.2 e	0.3 e	0.3 e	47.5 e	36.0 e	12.9 e	13.5 e	9.8 e	11.3 e
Belgium	124	6.8 e	1.6 e	1.5 e	1.9 e	1.9 e	1.5 e	48.3 e	11.9 e	11.8 e	13.2 e	13.8 e	9.5 e
Cyprus	423	0.0 e	0.0 e	0.0 e	0.1 e	0.0 e	0.0 e	0.0 e	0.0 e	0.1 e
Estonia	939	0.1 e	0.1 e	0.0 e	0.0 e	0.1 e	0.0 e	14.7 e	3.3 e	3.7 e	2.9 e	4.9 e	3.2 e
Finland	172	0.2 e	0.0 e	0.0 e	0.0 e	0.2 e	0.1 e	26.4 e	5.8 e	6.2 e	6.6 e	5.9 e	7.8 e
France	132	60.9 e	53.2 e	25.3 e	7.2 e	12.0 e	16.5 e	256.4 e	49.8 e	21.6 e	27.6 e	105.7 e	101.5 e
Germany	134	22.8 e	4.7 e	6.0 e	4.4 e	4.7 e	7.7 e	511.4 e	135.1 e	140.1 e	128.4 e	131.2 e	111.6 e
Greece	174	0.8 e	0.0 e	0.6 e	0.1 e	0.1 e	0.1 e	1.2 e	0.5 e	0.4 e	0.5 e	0.1 e	0.1 e
Ireland	178	0.1 e	0.0 e	0.0 e	0.0 e	0.1 e	0.0 e	19.9 e	1.4 e	4.2 e	6.9 e	5.9 e	2.9 e
Italy	136	14.9 e	1.8 e	1.1 e	4.8 e	4.5 e	4.6 e	206.3 e	50.6 e	35.4 e	47.6 e	58.9 e	64.3 e
Latvia	941	18.3 e	4.4 e	2.4 e	5.1 e	3.4 e	7.4 e	113.1 e	18.2 e	28.4 e	37.2 e	23.8 e	23.7 e
Lithuania	946	3.9 e	1.2 e	0.9 e	1.0 e	0.8 e	1.1 e	133.2 e	33.3 e	46.7 e	30.1 e	27.2 e	29.2 e
Luxembourg	137	0.0 e	0.0 e	5.7 e	0.5 e	1.6 e	3.5 e	0.3 e	0.3 e
Netherlands	138	5.4 e	0.7 e	0.9 e	2.1 e	0.9 e	1.5 e	80.3 e	25.8 e	18.0 e	25.3 e	21.3 e	15.8 e
Portugal	182	5.5 e	0.5 e	0.9 e	2.0 e	1.4 e	1.1 e	0.5 e	0.0 e	0.0 e	0.2 e	0.2 e	0.1 e
Slovak Republic	936	1.0 e	0.0 e	0.1 e	0.3 e	0.3 e	0.3 e	6.0 e	3.1 e	1.5 e	2.5 e	0.6 e	1.4 e
Slovenia	961	0.3 e	0.0 e	0.0 e	0.1 e	0.1 e	24.5 e	9.0 e	4.9 e	7.5 e	5.8 e	6.2 e
Spain	184	6.3 e	0.6 e	1.0 e	2.0 e	1.8 e	1.5 e	84.7 e	29.4 e	34.6 e	32.7 e	7.8 e	9.6 e
Australia	193	0.0 e	0.4 e	0.0 e	0.0 e	0.0 e	0.1 e	1.1 e	0.0 e	0.1 e	0.0 e	0.0 e
Canada	156	0.3 e	0.1 e	0.1 e	0.2 e	0.0 e	0.0 e	3.5 e	0.4 e	0.6 e	1.8 e	0.8 e	0.3 e
China,P.R.: Hong Kong	532	1.1 e	0.2 e	0.3 e	0.3 e	0.2 e	0.3 e	19.7 e	9.1 e	2.9 e	4.3 e	8.7 e	3.8 e
Czech Republic	935	2.9 e	0.7 e	1.0 e	0.9 e	0.4 e	0.7 e	72.9 e	17.0 e	8.8 e	17.9 e	22.1 e	24.2 e
Denmark	128	1.3 e	0.0 e	0.0 e	0.0 e	0.0 e	1.3 e	11.9 e	10.8 e	1.7 e	3.5 e	3.0 e	3.7 e
Israel	436	3.9 e	0.2 e	1.9 e	1.9 e	14.1 e	2.2 e	2.1 e	3.7 e	2.5 e	5.8 e
Japan	158	2.5 e	0.6 e	0.6 e	0.4 e	1.0 e	0.4 e	171.3 e	17.8 e	35.8 e	35.9 e	46.4 e	53.2 e
Korea, Republic of	542	21.7 e	4.4 e	4.0 e	5.5 e	3.6 e	8.6 e	1,025.8 e	287.2 e	214.8 e	195.8 e	254.1 e	361.1 e
New Zealand	196	0.0 e	0.0 e	0.0 e	0.0 e	0.0 e	0.0 e	2.4 e	0.9 e	0.7 e	0.1 e	0.6 e	1.0 e
Norway	142	0.0 e	0.0 e	0.0 e	0.0 e	0.0 e	0.0 e	1.5 e	0.3 e	0.3 e	0.1 e	0.3 e	0.9 e
Singapore	576	0.3 e	0.0 e	0.0 e	0.0 e	0.2 e	0.1 e	12.4 e	0.3 e	1.1 e	0.4 e	10.1 e	0.8 e
Sweden	144	0.2 e	0.0 e	0.0 e	0.0 e	0.0 e	0.1 e	20.0 e	4.4 e	5.3 e	6.7 e	4.6 e	3.4 e
Switzerland	146	2,701.5 e	680.1 e	335.2 e	370.4 e	812.7 e	1,183.3 e	113.3 e	33.5 e	28.3 e	22.7 e	23.0 e	39.2 e
Taiwan Prov.of China	528	1.3 e	0.4 e	0.5 e	0.4 e	0.4 e	0.0 e	8.3 e	1.5 e	2.8 e	2.1 e	1.4 e	2.0 e
United Kingdom	112	2.4 e	0.2 e	1.4 e	0.2 e	0.6 e	0.3 e	46.2 e	6.7 e	6.6 e	12.7 e	17.4 e	9.4 e
United States	111	29.0 e	2.9 e	2.9 e	21.1 e	2.7 e	2.3 e	337.1 e	18.8 e	18.1 e	13.5 e	150.0 e	155.4 e
Emerg. & Dev. Economies	200	4,710.4	1,020.2	1,028.7	1,292.1	1,167.1	1,222.5	6,755.9	1,790.8	1,535.8	1,778.7	1,699.9	1,741.4
Emerg. & Dev. Asia	505	1,887.7	349.1	456.9	515.8	460.7	454.3	2,442.5	644.1	555.2	678.0	648.3	561.0
Bangladesh	513	310.1 e	67.8 e	60.1 e	74.7 e	81.2 e	94.2 e	15.6 e	3.3 e	3.7 e	3.7 e	4.5 e	3.7 e
China,P.R.: Mainland	924	1,516.0 e	251.5 e	379.4 e	431.3 e	361.1 e	344.1 e	2,182.6 e	583.6 e	491.0 e	593.0 e	587.3 e	511.3 e
India	534	43.9 e	8.5 e	13.0 e	5.6 e	14.0 e	11.2 e	96.2 e	25.8 e	25.8 e	24.7 e	20.2 e	25.5 e
Indonesia	536	6.9 e	2.1 e	1.2 e	1.9 e	1.8 e	2.0 e	3.7 e	1.4 e	1.1 e	1.0 e	0.8 e	0.8 e
Malaysia	548	1.2 e	0.0 e	1.0 e	0.1 e	0.1 e	0.1 e	109.5 e	21.6 e	25.8 e	47.4 e	24.4 e	11.9 e
Mongolia	948	4.4 e	1.0 e	1.1 e	1.1 e	1.1 e	1.1 e	0.0 e	0.0 e	0.0 e	0.0 e	0.0 e	0.0 e
Philippines	566	0.9 e	0.1 e	0.2 e	0.3 e	0.3 e	1.0 e	0.4 e	0.2 e	0.3 e	0.3 e	0.3 e
Sri Lanka	524	0.2 e	17.2 e	0.2 e	5.9 e	1.9 e	1.8 e	1.4 e	1.6 e	1.1 e
Thailand	578	0.1 e	0.0 e	0.0 e	0.0 e	0.0 e	0.0 e	7.2 e	1.1 e	1.2 e	1.4 e	3.7 e	0.9 e
Vietnam	582	4.1 e	1.0 e	0.9 e	1.0 e	1.0 e	1.2 e	20.7 e	5.0 e	4.6 e	5.1 e	5.4 e	5.7 e
Europe	170	2,256.5	558.4	436.3	633.4	583.7	603.1	4,244.5	1,131.1	954.3	1,086.0	1,038.1	1,166.2
Emerg. & Dev. Europe	903	696.9	181.6	153.8	196.0	173.2	173.9	737.6	180.4	184.4	216.7	148.4	188.2
Albania	914	0.1 e	0.0 e	0.0 e	0.0 e	0.0 e
Bosnia and Herzegovina	963	0.0 e	0.3 e	0.0 e	0.0 e	0.0 e	0.0 e
Bulgaria	918	1.4 e	0.3 e	0.1 e	0.5 e	0.2 e	0.6 e	14.9 e	4.5 e	3.4 e	4.2 e	2.4 e	5.0 e
Croatia	960	0.1 e	0.1 e	0.1 e	0.5 e	0.7 e	0.0 e	0.4 e	0.0 e
Hungary	944	0.2 e	0.1 e	0.0 e	0.1 e	0.0 e	43.5 e	6.5 e	10.4 e	10.9 e	10.3 e	11.9 e
Macedonia, FYR	962	0.5 e	0.1 e	0.1 e	0.1 e	0.1 e	0.1 e
Montenegro	943	0.0 e	0.0 e	0.0 e	0.1 e	0.1 e	0.1 e
Poland	964	24.2 e	5.8 e	6.3 e	5.8 e	6.1 e	6.0 e	92.3 e	31.7 e	21.4 e	29.6 e	20.8 e	20.5 e

Uzbekistan (927)

In Millions of U.S. Dollars

		Exports (FOB)						Imports (CIF)					
		2016	2015Q4	2016Q1	2016Q2	2016Q3	2016Q4	2016	2015Q4	2016Q1	2016Q2	2016Q3	2016Q4
Romania	968	1.1 e	0.2 e	0.4 e	0.3 e	0.3 e	0.1 e	20.0 e	3.7 e	3.1 e	9.6 e	3.1 e	4.2 e
Serbia, Republic of	942	0.2 e	0.0 e	0.0 e	0.0 e	0.1 e	0.1 e	1.1 e	0.2 e	0.4 e	0.2 e	0.2 e
Turkey	186	669.1 e	174.9 e	146.7 e	189.3 e	166.2 e	166.9 e	565.3 e	133.1 e	145.8 e	161.5 e	111.6 e	146.4 e
CIS	901	1,559.6	376.8	282.4	437.4	410.5	429.2	3,506.9	950.7	769.9	869.3	889.7	978.0
Armenia	911	1.5 e	0.5 e	0.2 e	0.4 e	0.3 e	0.6 e	1.9 e	1.1 e	0.3 e	0.7 e	0.2 e	0.7 e
Azerbaijan, Rep. of	912	3.7 e	1.1 e	0.8 e	0.9 e	1.1 e	0.9 e	7.7 e	2.1 e	1.6 e	1.9 e	2.2 e	2.1 e
Belarus	913	25.7 e	6.0 e	5.9 e	6.1 e	7.0 e	6.8 e	38.0 e	8.7 e	7.4 e	8.6 e	8.8 e	13.2 e
Georgia	915	8.7 e	1.4 e	2.2 e	2.8 e	1.7 e	2.0 e	75.6 e	36.8 e	17.5 e	23.9 e	14.6 e	19.5 e
Kazakhstan	916	554.5 e	150.5 e	104.7 e	151.4 e	142.8 e	155.6 e	977.9 e	249.3 e	221.3 e	251.9 e	245.4 e	259.3 e
Kyrgyz Republic	917	65.8 e	14.4 e	12.4 e	18.1 e	17.8 e	17.4 e	132.6 e	29.7 e	24.0 e	20.1 e	35.9 e	52.5 e
Moldova	921	2.7 e	2.3 e	1.2 e	0.7 e	0.4 e	0.4 e	6.0 e	1.7 e	1.3 e	1.4 e	1.5 e	1.7 e
Russian Federation	922	699.3 e	142.4 e	124.1 e	199.0 e	187.5 e	188.6 e	2,109.5 e	573.6 e	466.9 e	517.3 e	539.7 e	585.6 e
Tajikistan	923	130.6 e	42.6 e	19.8 e	38.6 e	33.2 e	39.1 e	6.8 e	1.6 e	1.5 e	1.8 e	1.8 e	1.7 e
Ukraine	926	67.0 e	15.5 e	11.1 e	19.4 e	18.8 e	17.7 e	150.9 e	46.1 e	28.2 e	41.6 e	39.6 e	41.6 e
Mid East, N Africa, Pak	440	552.2	111.5	132.5	139.4	119.2	161.0	3.3	0.8	0.7	1.0	0.7	0.8
Afghanistan, I.R. of	512	425.6 e	78.9 e	106.9 e	106.5 e	87.8 e	124.4 e	0.3 e	0.1 e	0.1 e	0.1 e	0.1 e	0.1 e
Algeria	612	0.1 e	0.0 e	0.0 e	0.0 e	0.0 e	0.0 e	0.0 e	0.0 e	0.0 e	0.0 e	0.0 e	0.0 e
Bahrain, Kingdom of	419	0.1 e	0.0 e	0.0 e	0.0 e	0.0 e	0.0 e
Egypt	469	1.1 e	2.8 e	0.3 e	0.3 e	0.3 e	0.3 e	0.3 e	0.0 e	0.1 e	0.1 e	0.1 e	0.1 e
Iran, I.R. of	429	98.9 e	22.4 e	19.0 e	25.9 e	24.8 e	29.1 e
Jordan	439	0.4 e	0.0 e	0.2 e	0.1 e	0.1 e	0.1 e	0.2 e	0.1 e	0.2 e
Lebanon	446	0.4 e	0.0 e	0.1 e	0.0 e	0.2 e	0.2 e	0.0 e	0.0 e	0.0 e
Morocco	686	0.0 e	0.6 e	0.0 e	0.0 e	0.0 e	0.0 e
Oman	449	0.1 e	0.0 e	0.0 e	0.0 e	0.0 e
Pakistan	564	1.1 e	0.3 e	0.2 e	0.3 e	0.3 e	0.3 e	2.1 e	0.5 e	0.5 e	0.5 e	0.5 e	0.6 e
Saudi Arabia	456	5.0 e	1.6 e	1.4 e	1.3 e	1.1 e	1.2 e
Syrian Arab Republic	463	0.5 e	0.2 e	0.1 e	0.1 e	0.1 e	0.1 e	0.2 e	0.0 e	0.0 e	0.0 e	0.0 e	0.1 e
Tunisia	744	0.2 e	0.1 e	0.0 e	0.1 e	0.0 e	0.1 e
United Arab Emirates	466	18.6 e	4.7 e	4.2 e	4.8 e	4.4 e	5.2 e
West Bank and Gaza	487	0.1 e	0.0 e	0.0 e	0.0 e	0.0 e	0.0 e
Sub-Saharan Africa	603	7.3	0.5	1.6	2.0	2.2	1.6	0.0	0.0	0.0	0.0	0.0	0.0
Cameroon	622	0.1 e	0.0 e	0.0 e	0.0 e	0.0 e
Ethiopia	644	6.8 e	0.5 e	1.6 e	1.8 e	1.8 e	1.6 e	0.0 e
South Africa	199	0.5 e	0.0 e	0.0 e	0.1 e	0.4 e	0.0 e	0.0 e	0.0 e	0.0 e	0.0 e	0.0 e	0.0 e
Western Hemisphere	205	6.6	0.6	1.5	1.5	1.3	2.4	65.5	14.8	25.6	13.7	12.8	13.4
Argentina	213	2.3 e	0.6 e	0.6 e	0.6 e	0.6 e	0.6 e	49.9 e	12.5 e	12.5 e	12.5 e	12.5 e	12.5 e
Brazil	223	0.5 e	0.0 e	0.0 e	0.5 e	14.4 e	1.9 e	12.9 e	0.7 e	0.0 e	0.7 e
Chile	228	1.1 e	0.0 e	0.3 e	0.3 e	0.6 e	0.1 e	0.1 e
Colombia	233	2.7 e	0.1 e	0.6 e	0.7 e	0.7 e	0.7 e	0.0 e	0.0 e	0.0 e	0.0 e	0.0 e
Costa Rica	238	0.1 e	0.0 e	0.0 e	0.0 e	0.0 e	0.0 e
Ecuador	248	1.0 e	0.4 e	0.2 e	0.3 e	0.3 e	0.3 e
Memorandum Items													
Africa	605	7.7	1.1	1.7	2.0	2.3	1.7	0.0	0.0	0.0	0.0	0.0	0.0
Middle East	405	125.1	31.7	25.3	32.6	31.0	36.2	0.9	0.2	0.1	0.4	0.2	0.2
European Union	998	182.3	76.9	50.4	38.9	40.1	52.8	1,902.4	499.9	432.7	481.7	506.9	481.1
Export earnings: fuel	080	1,382.9	322.9	255.0	384.0	362.5	381.5	3,096.3	825.5	690.0	771.4	787.6	847.3
Export earnings: nonfuel	092	6,244.4	1,457.1	1,160.8	1,340.6	1,660.7	2,082.3	7,100.4	1,791.2	1,547.8	1,714.7	1,880.8	1,957.1

Vanuatu (846)

In Millions of U.S. Dollars

		Exports (FOB)						Imports (CIF)					
		2016	2015Q4	2016Q1	2016Q2	2016Q3	2016Q4	2016	2015Q4	2016Q1	2016Q2	2016Q3	2016Q4
IFS World	
World	001	52.5	29.0	15.5	12.3	13.3	11.4	276.4	71.5	62.0	72.5	49.0	92.9
Advanced Economies	110	28.7	17.2	9.1	6.3	8.3	4.9	170.5	47.6	45.9	44.6	24.3	55.8
Euro Area	163	3.1	0.4	0.1	0.1	2.9	0.0	27.1	2.8	2.2	2.6	3.2	19.1
Belgium	124	0.0	0.0 r	0.0 r	0.0 r	0.0 r	0.1	0.0 r	0.0 r	0.0 r	0.1 r	0.0 r
Finland	172	0.0	0.0 r	0.0 r	0.0 r	0.0 r	0.3	0.0 r	0.1 r	0.1 r	0.1 r
France	132	3.0	0.0 r	0.0 r	0.0 r	2.9 r	0.0 r	23.1	2.3 r	1.5 r	1.7 r	1.7 r	18.3 r
Germany	134	0.1	0.0 r	0.0 r	0.0 r	0.4	0.0 r	0.0 r	0.2 r	0.1 r	0.1 r
Greece	174	0.0	0.0 r	1.0	0.2 r	0.1 r	0.4 r	0.3 r	0.2 r
Ireland	178	0.0	0.0 r	0.0 r	0.0 r	0.0 r	0.0 r	0.8	0.0 r	0.1 r	0.0 r	0.8 r	0.0 r
Italy	136	0.0	0.4 r	0.0 r	0.0 r	0.6	0.1 r	0.1 r	0.2 r	0.2 r	0.1 r
Latvia	941	0.1 e	0.0 e	0.0 e	0.0 e	0.1 e
Netherlands	138	0.0	0.0 r	0.0 r	0.0 r	0.0 r	0.0 r	0.6	0.1 r	0.2 r	0.1 r	0.1 r	0.2 r
Australia	193	7.1	2.2 r	1.8 r	2.2 r	1.5 r	1.6 r	64.5	22.7 r	20.5 r	24.7 r	0.5 r	18.8 r
Canada	156	0.4	0.0 r	0.3 r	0.0 r	0.1 r	0.0 r	0.2	0.3 r	0.0 r	0.0 r	0.1 r	0.1 r
China,P.R.: Hong Kong	532	2.7	0.6 r	0.8 r	0.5 r	0.9 r	0.6 r	5.6	2.9 r	0.7 r	1.0 r	1.8 r	2.1 r
Czech Republic	935	0.0	0.0 r	0.0 r	0.0 r	0.0 r	0.0 r	1.2	0.1 r	0.0 r	1.2 r	0.0 r
Israel	436	0.0	0.0 r	0.0 r	0.0 r	0.0 r	0.0 r	0.1	0.0 r	0.0 r	0.0 r	0.0 r	0.0 r
Japan	158	4.3	1.1 r	1.2 r	1.2 r	0.7 r	1.2 r	7.8	0.4 r	5.4 r	0.7 r	0.9 r	0.8 r
Korea, Republic of	542	0.3	0.1 r	0.1 r	0.1 r	0.0 r	0.0 r	0.3	0.1 r	0.1 r	0.1 r	0.1 r	0.1 r
New Zealand	196	0.9	0.1 r	0.2 r	0.3 r	0.2 r	0.2 r	40.8	12.5 r	10.7 r	9.9 r	10.8 r	9.4 r
Singapore	576	0.3	0.7 r	0.0 r	0.1 r	0.2 r	0.1 r	14.1	4.3 r	2.4 r	2.2 r	5.3 r	4.2 r
Sweden	144	0.1 e	0.0 e	0.0 e	0.1 e	0.0 e	0.0 e	0.1	0.1 r	0.0 r	0.0 r	0.0 r	0.0 r
Switzerland	146	0.1	0.0 r	0.0 r	0.0 r	0.1 r	0.0 r
Taiwan Prov.of China	528	1.0 e	0.3 e	0.4 e	0.2 e	0.2 e	0.1 e	1.0 e	0.4 e	0.3 e	0.1 e	0.3 e	0.3 e
United Kingdom	112	3.5	10.6 r	3.1 r	0.1 r	0.2 r	0.1 r	0.2	0.1 r	0.0 r	0.1 r	0.1 r	0.1 r
United States	111	5.1	1.1 r	1.2 r	1.4 r	1.4 r	1.0 r	7.4	1.0 r	3.4 r	1.8 r	1.1 r	1.0 r
Emerg. & Dev. Economies	200	23.8	11.8	6.4	6.0	5.0	6.5	105.8	23.9	16.2	27.9	24.7	37.0
Emerg. & Dev. Asia	505	17.0	9.6	4.9	4.4	3.5	4.1	100.2	22.5	14.6	26.3	23.5	35.8
Bangladesh	513	0.1	0.0 r	0.0 r	0.0 r	0.0 r	0.0 r
China,P.R.: Mainland	924	0.5	0.3 r	0.1 r	0.2 r	0.1 r	0.3 r	24.3	8.4 r	7.1 r	7.0 r	5.2 r	5.0 r
Fiji	819	6.8	3.1 r	1.6 r	2.0 r	1.5 r	1.7 r	3.2	0.8 r	1.1 r	0.8 r	0.5 r	0.9 r
F.T. New Caledonia	839	2.3	1.1 r	0.6 r	0.7 r	0.5 r	0.6 r	0.6	0.2 r	0.2 r	0.2 r	0.1 r	0.2 r
India	534	0.2	0.0 r	0.2 r	1.8	0.5 r	0.4 r	0.5 r	0.4 r	0.4 r
Indonesia	536	6.6	0.9 r	1.8 r	1.8 r	1.0 r	1.9 r
Kiribati	826	0.6	0.3 r	0.1 r	0.2 r	0.1 r	0.1 r
Malaysia	548	3.8	2.0 r	1.5 r	0.7 r	0.7 r	0.8 r	51.2	8.0 r	0.5 r	13.1 r	13.1 r	24.5 r
Mongolia	948	0.1 e	0.0 e	0.0 e	0.0 e	0.0 e	0.0 e	0.2 e	0.0 e	0.0 e	0.0 e	0.0 e	0.0 e
Papua New Guinea	853	1.7	0.8 r	0.4 r	0.5 r	0.4 r	0.4 r	0.5	0.1 r	0.2 r	0.1 r	0.1 r	0.1 r
Philippines	566	1.7 r	0.1	0.3 r	0.0 r	0.0 r	0.0 r	0.0 r
Solomon Islands	813	0.6	0.3 r	0.2 r	0.2 r	0.1 r	0.2 r	0.1	0.0 r	0.0 r	0.0 r	0.0 r	0.0 r
Sri Lanka	524	0.1 e	0.1 e	0.0	0.0 r
Thailand	578	0.0	0.0 r	0.0 r	0.0 r	0.0 r	0.0 r	11.0	3.0 r	3.1 r	2.6 r	2.9 r	2.5 r
Vietnam	582	0.2	0.1 r	0.1 r	0.1 r	0.1 r	0.1 r	0.4	0.1 r	0.1 r	0.1 r	0.1 r	0.1 r
Asia n.s.	598	0.1	0.0 r	0.0 r	0.0 r	0.0 r	0.0 r
Europe	170	0.2	0.1	0.0	0.0	0.0	0.2	1.0	0.2	0.1	0.5	0.3	0.2
Emerg. & Dev. Europe	903	0.1	0.1	0.0	0.0	0.0	0.0	1.0	0.2	0.1	0.5	0.3	0.2
Croatia	960	0.1	0.0 r	0.0 r	0.0 r	0.0 r	0.0 r
Romania	968	0.6 e	0.3 e	0.2 e	0.1 e
Turkey	186	0.1	0.1 r	0.0 r	0.0 r	0.0 r	0.0 r	0.3	0.2 r	0.1 r	0.1 r	0.1 r	0.1 r
CIS	901	0.1	0.0	0.0	0.1	0.0	0.0	0.0	0.0	0.0	0.0
Russian Federation	922	0.1	0.0 r	0.1 r	0.0	0.0 r	0.0 r	0.0 r	0.0 r	0.0 r
Mid East, N Africa, Pak	440	0.0	0.0	0.0	0.0	0.0	0.0	0.3	0.1	0.1	0.1	0.1	0.1
Bahrain, Kingdom of	419	0.0 e	0.0 e	0.0 e	0.0 e	0.0 e	0.0 e	0.2 e	0.0 e	0.0 e	0.0 e	0.0 e	0.0 e
Sub-Saharan Africa	603	0.4	0.1	0.1	0.1	0.1	0.1	2.8	0.7	0.9	0.8	0.5	0.6
Côte d'Ivoire	662	0.0 e	0.0 e	0.0 e	0.0 e	0.0 e	0.0 e	1.5 e	0.6 e	0.5 e	0.4 e	0.3 e	0.3 e
Mali	678	0.1 e	0.0 e	0.0 e	0.0 e	0.0 e	0.0 e	0.0	0.0 r	0.0 r	0.0 r	0.0 r	0.0 r
Mauritius	684	0.0	0.0 r	0.0 r	0.0 r	0.0 r	0.0 r	1.1	0.1 r	0.4 r	0.3 r	0.2 r	0.3 r
Nigeria	694	0.3 e	0.1 e	0.1 e	0.1 e	0.1 e	0.1 e
South Africa	199	0.0	0.0 r	0.0 r	0.0 r	0.0 r	0.2	0.1 r	0.1 r	0.1 r	0.0 r	0.0 r

Vanuatu (846)

In Millions of U.S. Dollars

		Exports (FOB)						Imports (CIF)					
		2016	2015Q4	2016Q1	2016Q2	2016Q3	2016Q4	2016	2015Q4	2016Q1	2016Q2	2016Q3	2016Q4
Western Hemisphere	205	6.2	2.0	1.4	1.4	1.3	2.1	1.5	0.4	0.4	0.4	0.3	0.4
Argentina	213	0.1	0.0 r	0.0 r	0.0 r	0.0 r	0.0 r
Brazil	223	0.1	0.0 r	0.0 r	0.0 r	0.0 r	0.0 r	0.0	0.0 r	0.0 r	0.0 r	0.0 r	0.0 r
Chile	228	0.9 e	0.0 e	0.0 e	0.1 e	0.8 e	0.0	0.0 r
Mexico	273	0.1	0.0 r	0.0 r	0.0 r	0.0 r	0.0 r
Trinidad and Tobago	369	1.0 e	0.3 e	0.3 e	0.2 e	0.2 e	0.3 e
Venezuela, Rep. Bol.	299	5.2 e	1.9 e	1.4 e	1.3 e	1.3 e	1.3 e
Memorandum Items													
Africa	605	0.4	0.1	0.1	0.1	0.1	0.1	2.9	0.7	0.9	0.8	0.5	0.6
Middle East	405	0.0	0.0	0.0	0.0	0.0	0.0	0.2	0.1	0.1	0.1	0.1	0.1
European Union	998	6.6	11.0	3.2	0.3	3.0	0.1	29.3	3.0	2.3	4.2	3.5	19.3
Export earnings: fuel	080	5.7	2.0	1.4	1.4	1.4	1.5	1.3	0.4	0.4	0.3	0.3	0.3
Export earnings: nonfuel	092	46.8	27.0	14.1	10.9	11.9	9.9	275.1	71.1	61.7	72.2	48.7	92.6

Vatican (187)

In Millions of U.S. Dollars

		Exports (FOB)						Imports (CIF)					
		2016	2015Q4	2016Q1	2016Q2	2016Q3	2016Q4	2016	2015Q4	2016Q1	2016Q2	2016Q3	2016Q4
IFS World	
World	001	3.4	0.6	1.5	0.6	0.5	0.8	44.8	10.9	10.0	11.0	11.4	12.4
Advanced Economies	110	2.8	0.4	1.4	0.5	0.3	0.6	43.9	10.9	9.9	10.7	11.2	12.1
Euro Area	163	2.7	0.4	1.4	0.5	0.3	0.5	37.7	10.8	8.4	9.2	9.5	10.6
Austria	122	0.1 e	0.1 e	0.0 e	0.0 e	0.0 e	0.0 e	0.9 e	0.1 e	0.1 e	0.1 e	0.6 e	0.1 e
Belgium	124	0.0 e	0.0 e	0.0 e	0.0 e	0.0 e	0.0 e	0.1 e	0.0 e	0.0 e	0.0 e	0.1 e	0.0 e
France	132	0.1 e	0.0 e	0.0 e	0.1 e	0.0 e	0.0 e	0.6 e	0.4 e	0.2 e	0.1 e	0.2 e	0.2 e
Germany	134	1.3 e	0.3 e	0.3 e	0.4 e	0.3 e	0.4 e	3.4 e	0.8 e	0.5 e	1.0 e	0.9 e	1.0 e
Italy	136	1.1 e	0.0 e	1.0 e	0.1 e	31.4 e	9.2 e	7.4 e	7.3 e	7.6 e	9.1 e
Netherlands	138	0.0 e	0.0 e	1.0 e	0.2 e	0.2 e	0.7 e	0.1 e	0.1 e
Spain	184	0.0 e	0.0 e	0.0 e	0.1 e	0.0 e	0.0 e	0.0 e	0.0 e	0.0 e
Sweden	144	0.0 e	0.0 e	0.0 e	0.0 e	0.0 e	0.1 e	0.0 e	0.0 e	0.0 e	0.0 e	0.0 e
Switzerland	146	0.0 e	0.0 e	5.7 e	1.4 e	1.4 e	1.4 e	1.4 e
United Kingdom	112	0.0 e	0.0 e	0.0 e	0.0 e	0.0 e	0.0 e	0.3 e	0.1 e	0.0 e	0.0 e	0.3 e	0.0 e
United States	111	0.1 e	0.1 e	0.1 e	0.1 e
Emerg. & Dev. Economies	200	0.5	0.1	0.1	0.1	0.1	0.2	0.9	0.0	0.1	0.3	0.2	0.3
Emerg. & Dev. Asia	505	0.1	0.0	0.0	0.0	0.0	0.1	0.2	0.0	0.0	0.0	0.1	0.1
Malaysia	548	0.1 e	0.0 e	0.0 e	0.0 e
Sri Lanka	524	0.0 e	0.0 e	0.0 e	0.1 e	0.0 e	0.0 e
Europe	170	0.0	0.0	0.0	0.0	0.0	0.0	0.2	0.0	0.0	0.1	0.0	0.0
Emerg. & Dev. Europe	903	0.0	0.0	0.0	0.0	0.0	0.0	0.2	0.0	0.0	0.1	0.0	0.0
Poland	964	0.0 e	0.0 e	0.0 e	0.0 e	0.0 e	0.0 e	0.2 e	0.0 e	0.0 e	0.1 e	0.0 e	0.0 e
Mid East, N Africa, Pak	440	0.1	0.0	0.0	0.0	0.0	0.0	0.0	0.0
Sub-Saharan Africa	603	0.3	0.1	0.1	0.1	0.1	0.1	0.0	0.0	0.0	0.0	0.0
Gambia, The	648	0.1 e	0.0 e	0.0 e	0.0 e	0.0 e	0.0 e
Kenya	664	0.1 e	0.0 e	0.0 e	0.0 e	0.0 e	0.0 e
Mozambique	688	0.1 e	0.0 e	0.0 e	0.0 e	0.0 e	0.0 e
Western Hemisphere	205	0.0	0.0	0.0	0.0	0.0	0.0	0.5	0.0	0.1	0.1	0.1	0.1
Guyana	336	0.5 e	0.1 e	0.1 e	0.1 e	0.1 e
Other Countries n.i.e	910	0.1	0.0	0.0	0.0	0.0	0.0
Cuba	928	0.1 e	0.0 e	0.0 e	0.0 e	0.0 e	0.0 e
Memorandum Items													
Africa	605	0.3	0.1	0.1	0.1	0.1	0.1	0.0	0.0	0.0	0.0	0.0
Middle East	405	0.1	0.0	0.0	0.0	0.0	0.0	0.0	0.0
European Union	998	2.7	0.4	1.4	0.5	0.3	0.5	38.3	10.9	8.5	9.4	9.8	10.6
Export earnings: fuel	080	0.1	0.0	0.0	0.0	0.0	0.0
Export earnings: nonfuel	092	3.4	0.5	1.5	0.6	0.5	0.8	44.8	10.9	10.0	11.0	11.4	12.4

Venezuela, Republica Bolivariana de (299)

In Millions of U.S. Dollars

		Exports (FOB)						Imports (CIF)					
		2016	2015Q4	2016Q1	2016Q2	2016Q3	2016Q4	2016	2015Q4	2016Q1	2016Q2	2016Q3	2016Q4
IFS World		7,782.0	4,780.0	6,387.0	9,194.9	4,660.7	3,872.0
World	001	27,034.6	7,910.9	5,493.1	6,660.8	7,645.4	7,235.2	20,732.3	8,487.6	5,421.4	5,071.0	5,319.8	4,920.1
Advanced Economies	110	12,591.6	4,035.2	2,726.0	3,022.3	3,321.7	3,521.6	7,521.3	2,576.6	1,904.5	1,872.2	1,924.1	1,820.6
Euro Area	163	613.7	414.9	142.7	162.2	126.3	182.4	1,817.4	762.7	493.9	433.5	401.8	488.0
Austria	122	0.4	0.1 r	0.0 r	0.4 r	0.0 r	0.0 r	44.4	85.5 r	26.4 r	7.2 r	5.7 r	5.2 r
Belgium	124	141.0	40.7 r	17.1 r	69.2 r	35.9 r	18.8 r	113.3	30.0 r	30.6 r	45.9 r	16.4 r	20.4 r
Cyprus	423	0.0	0.6 r	0.0 r	0.0 r
Finland	172	14.0	6.2 r	6.0 r	1.1 r	4.0 r	2.9 r
France	132	28.7	12.4 r	9.5 r	8.0 r	5.1 r	6.2 r	280.1	83.4 r	81.2 r	84.7 r	63.3 r	51.0 r
Germany	134	4.2	0.9 r	0.3 r	0.7 r	1.2 r	2.0 r	441.7	215.3 r	145.1 r	96.1 r	104.1 r	96.4 r
Greece	174	4.2	109.8 r	1.9 r	1.3 r	0.8 r	0.1 r	3.8	0.4 r	3.3 r	0.1 r	0.2 r	0.2 r
Ireland	178	0.0	0.0 r	0.0 r	0.0 r	0.0 r	0.0 r	10.1	3.0 r	3.8 r	0.8 r	4.2 r	1.2 r
Italy	136	34.8	12.8 r	9.8 r	10.7 r	7.9 r	6.4 r	336.5	118.1 r	64.9 r	77.8 r	74.5 r	119.3 r
Latvia	941	0.1	0.0 r	0.0 r	0.0 r	0.0 r	0.1 r
Lithuania	946	0.0	0.0 r	40.1	6.1 r	10.1 r	10.2 r	9.9 r	9.9 r
Luxembourg	137	1.0	0.1 r	0.8 r	0.1 r	0.0 r	0.0 r
Malta	181	0.1	0.2 r	0.0 r	0.1 r
Netherlands	138	123.7	51.1 r	33.8 r	16.6 r	37.4 r	35.9 r	67.1	24.4 r	11.5 r	18.7 r	13.5 r	23.4 r
Portugal	182	16.4	3.4 r	10.2 r	0.7 r	0.1 r	5.5 r	99.0	45.6 r	6.3 r	6.3 r	3.7 r	82.8 r
Slovak Republic	936	1.9	4.1 r	0.0 r	0.5 r	1.3 r	0.1 r
Slovenia	961	0.7	0.1 r	0.1 r	0.5 r	0.1 r	0.0 r
Spain	184	260.3	183.7 r	60.3 r	54.7 r	37.8 r	107.6 r	363.3	139.7 r	103.7 r	83.6 r	100.8 r	75.1 r
Australia	193	0.0	0.0 r	0.0 r	0.0 r	0.0 r	0.0 r	0.6	0.6 r	0.2 r	0.1 r	0.1 r	0.2 r
Canada	156	0.4	0.5 r	0.1 r	0.0 r	0.1 r	0.1 r	203.3	108.2 r	46.2 r	48.2 r	74.2 r	34.7 r
China,P.R.: Hong Kong	532	15.6	4.1 r	3.6 r	2.6 r	4.2 r	5.3 r	26.6	29.0 r	11.3 r	4.8 r	7.3 r	3.1 r
Czech Republic	935	3.5	0.9 r	0.8 r	1.2 r	1.0 r	0.5 r
Denmark	128	13.2	0.4 r	11.5 r	0.0 r	1.6 r	0.0 r	16.3	11.6 r	5.0 r	4.0 r	2.0 r	5.3 r
Iceland	176	0.3	1.0 r	0.3 r	0.0 r	0.0 r	0.0 r	0.0	0.0 r	0.0 r	0.0 r	0.0 r
Israel	436	2.7	0.8 r	0.4 r	0.7 r	0.7 r	0.9 r	2.3	1.3 r	1.5 r	0.4 r	0.2 r	0.1 r
Japan	158	111.5	45.2 r	81.5 r	14.0 r	7.1 r	8.9 r	183.6	40.9 r	38.5 r	40.9 r	56.1 r	48.1 r
Korea, Republic of	542	5.2	0.7 r	1.1 r	1.3 r	1.0 r	1.9 r	205.0	47.5 r	29.9 r	55.4 r	94.4 r	25.2 r
New Zealand	196	47.2	24.9 r	21.8 r	5.1 r	19.7 r	0.5 r
Norway	142	0.0	0.0 r	0.0 r	0.0 r	0.0 r	0.0 r	10.1	2.7 r	3.0 r	2.9 r	2.1 r	2.1 r
Singapore	576	1,420.7	574.3 r	282.2 r	382.3 r	278.9 r	477.3 r	44.1	14.4 r	11.8 r	7.9 r	2.0 r	22.4 r
Sweden	144	288.5	61.1 r	66.9 r	57.4 r	85.9 r	78.4 r	78.8	2.6 r	7.0 r	2.9 r	29.9 r	39.1 r
Switzerland	146	619.3	138.7 r	470.8 r	147.1 r	0.6 r	0.7 r	134.7	39.7 r	36.0 r	51.6 r	17.2 r	30.0 r
Taiwan Prov.of China	528	0.6	0.2 r	0.1 r	0.2 r	0.1 r	0.3 r
United Kingdom	112	149.8	83.3 r	34.2 r	54.6 r	22.6 r	38.4 r
United States	111	9,499.9	2,793.3 r	1,664.8 r	2,254.4 r	2,815.2 r	2,765.5 r	4,598.2	1,406.2 r	1,163.3 r	1,158.5 r	1,193.6 r	1,082.8 r
Emerg. & Dev. Economies	200	13,333.3	3,556.1	2,566.3	3,362.0	3,990.7	3,414.2	13,001.2	5,832.9	3,462.6	3,147.0	3,342.7	3,049.0
Emerg. & Dev. Asia	505	8,655.8	2,271.5	1,630.5	2,205.7	2,628.4	2,191.2	3,248.7	1,459.2	923.9	773.7	815.5	735.5
Bangladesh	513	45.0	11.3 r	11.3 r	11.3 r	11.3 r	11.3 r
China,P.R.: Mainland	924	3,818.0	900.7 r	653.4 r	1,048.8 r	1,258.2 r	857.6 r	2,978.5	1,344.0 r	848.2 r	704.3 r	753.9 r	672.1 r
India	534	4,653.5	1,306.1 r	942.8 r	1,111.4 r	1,315.2 r	1,284.1 r	112.1	40.7 r	38.3 r	27.2 r	23.7 r	22.9 r
Indonesia	536	1.1	0.1 r	0.2 r	0.3 r	0.3 r	0.3 r	3.5	3.7 r	1.1 r	0.8 r	0.8 r	0.8 r
Malaysia	548	175.7	62.4 r	32.8 r	43.4 r	52.5 r	47.2 r	23.1	27.5 r	10.9 r	6.6 r	2.9 r	2.7 r
Philippines	566	6.9	2.4 r	1.8 r	1.7 r	1.7 r	1.7 r
Sri Lanka	524	0.0	0.1 r	0.0 r	0.0 r	0.0 r	0.0 r
Thailand	578	0.4	0.2 r	0.1 r	0.1 r	0.2 r	0.2 r	41.8	15.5 r	2.5 r	12.5 r	11.6 r	15.1 r
Tonga	866	0.1 e	0.0 e	0.0 e	0.0 e	0.0 e	0.0 e
Vanuatu	846	5.5	2.1 r	1.4 r	1.4 r	1.4 r	1.3 r
Vietnam	582	6.9	2.0 r	1.2 r	1.7 r	2.1 r	1.9 r	31.9	11.9 r	8.3 r	7.9 r	8.1 r	7.7 r
Asia n.s.	598	0.2	0.1 r	0.1 r	0.1 r	0.1 r	0.1 r
Europe	170	49.8	14.0	10.5	15.5	8.4	15.3	149.3	47.8	46.6	25.7	48.4	28.6
Emerg. & Dev. Europe	903	33.8	9.2	8.1	11.0	4.4	10.3	58.4	36.5	14.0	22.5	10.0	11.9
Albania	914	0.3	0.1 r	0.1 r	0.1 r	0.1 r	0.1 r
Bulgaria	918	0.2	0.2 r	0.0 r	0.0 r	0.0 r	0.2	0.3 r	0.0 r	0.1 r	0.0 r	0.1 r
Croatia	960	0.0	0.0 r	0.8	0.0 r	0.8 r	0.0 r
Hungary	944	5.5	1.7 r	0.9 r	2.2 r	0.9 r	1.5 r
Montenegro	943	0.0 e	0.0 e	0.0 e	0.0 e	0.0 e	0.1 e	0.1 e

Venezuela, Republica Bolivariana de (299)

In Millions of U.S. Dollars

		Exports (FOB)						Imports (CIF)					
		2016	2015Q4	2016Q1	2016Q2	2016Q3	2016Q4	2016	2015Q4	2016Q1	2016Q2	2016Q3	2016Q4
Poland	964	15.9	4.1 r	3.6 r	2.7 r	3.2 r	6.5 r	22.6	16.2 r	6.1 r	13.1 r	1.3 r	2.0 r
Romania	968	0.0	0.0 r	0.0 r	0.0 r	0.0 r	4.9	4.0 r	1.8 r	0.6 r	0.3 r	2.3 r
Serbia, Republic of	942	0.0 e	0.0 e	0.0 e	0.0 e	0.0 e	0.0 e	0.1 e	0.0 e	0.1 e
Turkey	186	17.2	4.9 r	4.3 r	8.2 r	1.1 r	3.7 r	24.3	14.2 r	5.2 r	6.6 r	6.6 r	6.0 r
CIS	901	16.0	4.9	2.5	4.5	4.0	5.1	90.9	11.3	32.6	3.2	38.4	16.7
Belarus	913	2.2	8.5 r	0.1 r	0.0 r	0.8 r	1.3 r
Kazakhstan	916	0.1	0.0 r	0.0 r	0.0 r	0.0 r	0.0 r
Moldova	921	0.2 e	0.0 e	0.0 e	0.0 e	0.0 e	0.1 e
Russian Federation	922	1.1	0.0 r	0.2 r	0.1 r	0.2 r	0.6 r	87.0	2.5 r	32.2 r	2.9 r	37.3 r	14.6 r
Tajikistan	923	14.7 e	4.8 e	2.2 e	4.4 e	3.7 e	4.4 e
Ukraine	926	1.6	0.1 r	0.3 r	0.3 r	0.3 r	0.8 r
Mid East, N Africa, Pak	440	3.1	0.8	0.6	0.8	0.8	0.8	52.6	22.1	13.1	12.6	14.2	12.6
Egypt	469	0.0	0.0 r	0.0 r	0.0 r	0.0 r	0.0 r	0.3	0.3 r	0.1 r	0.1 r	0.1 r	0.1 r
Iran, I.R. of	429	0.0	0.0 r	0.0 r	0.0 r	0.0 r	0.0 r	19.1	7.1 r	4.9 r	4.7 r	4.8 r	4.6 r
Iraq	433	0.1	0.0 r	0.0 r	0.0 r	0.0 r	0.0 r
Jordan	439	0.0	0.1 r	0.0 r	0.0 r	0.0 r
Kuwait	443	0.0	0.0 r	0.0 r	0.0 r	0.0 r	0.0 r	0.1	0.0 r	0.0 r	0.0 r	0.0 r	0.0 r
Lebanon	446	0.1	0.0 r	0.0 r	0.0 r	0.0 r	0.0 r	2.4	0.2 r	0.1 r	0.2 r	1.5 r	0.5 r
Mauritania	682	0.2 e	0.0 e	0.0 e	0.0 e	0.0 e
Morocco	686	0.3	0.1 r	0.1 r	0.1 r	0.1 r	0.1 r	0.7	3.4 r	0.2 r	0.2 r	0.2 r	0.2 r
Oman	449	0.1	0.0 r	0.0 r	0.0 r	0.0 r	0.0 r	0.3	0.1 r	0.1 r	0.1 r	0.1 r	0.1 r
Pakistan	564	0.0	0.0 r	0.0 r	0.0 r	0.0 r	0.0 r	4.0	1.5 r	1.0 r	1.0 r	1.0 r	1.0 r
Qatar	453	0.5	0.2 r	0.1 r	0.1 r	0.1 r	0.1 r
Saudi Arabia	456	0.0	0.0 r	0.0 r	0.0 r	0.0 r	0.0 r	0.7	0.3 r	0.2 r	0.2 r	0.2 r	0.2 r
Sudan	732	0.2	0.1 r	0.1 r	0.1 r	0.1 r	0.1 r
Syrian Arab Republic	463	0.9	0.3 r	0.2 r	0.2 r	0.2 r	0.2 r
Tunisia	744	1.0	0.2 r	0.2 r	0.2 r	0.2 r	0.2 r	2.2	0.5 r	0.5 r	0.5 r	0.5 r	0.5 r
United Arab Emirates	466	1.3	0.4 r	0.2 r	0.3 r	0.4 r	0.3 r	21.2	7.9 r	5.5 r	5.2 r	5.4 r	5.1 r
West Bank and Gaza	487	0.1 e	0.0 e	0.0 e	0.0 e	0.0 e	0.0 e
Sub-Saharan Africa	603	91.3	26.1	14.6	20.1	34.3	22.3	23.3	3.4	2.2	9.6	2.7	8.9
Angola	614	0.1	0.0 r	0.0 r	0.0 r	0.0 r	0.0 r	0.0	0.0 r	0.0 r	0.0 r	0.0 r	0.0 r
Burkina Faso	748	0.2 e	0.0 e	0.0 e	0.0 e	0.0 e	0.1 e
Burundi	618	0.2 e	0.0 e	0.0 e	0.0 e	0.1 e	0.0 e
Cameroon	622	0.1	0.0 r	0.0 r	0.0 r	0.0 r	0.0 r
Congo, Republic of	634	0.0	0.0 r	0.0 r	0.0 r	0.0 r	0.0 r	0.1	0.0 r	0.0 r	0.0 r	0.0 r	0.0 r
Eritrea	643	0.0 e	0.0 e	0.0 e	0.0 e	0.0 e	0.0 e	0.3	0.1 r	0.1 r	0.1 r	0.1 r	0.1 r
Gabon	646	0.0	0.0 r	0.0 r	0.0 r	0.0 r	0.0 r	0.1	0.0 r	0.0 r	0.0 r	0.0 r	0.0 r
Madagascar	674	3.6	1.0 r	0.6 r	0.9 r	1.1 r	1.0 r
Malawi	676	0.0 e	0.0 e	0.0 e	0.0 e	0.0 e	0.0 e	0.1	0.0 r	0.0 r	0.0 r	0.0 r	0.0 r
Mauritius	684	0.1 e	0.0 e	0.0 e	0.0 e	0.0 e	0.0 e
Mozambique	688	0.1	0.1 r	0.0 r	0.0 r	0.0 r	0.0 r
Nigeria	694	76.2	21.9 r	13.8 r	19.0 r	22.9 r	20.6 r	0.0	0.0 r	0.0 r	0.0 r	0.0 r	0.0 r
Senegal	722	0.1	0.0 r	0.0 r	0.0 r	0.0 r	0.0 r
South Africa	199	10.9	3.0 r	0.1 r	0.0 r	10.2 r	0.6 r	22.3	3.0 r	1.9 r	9.3 r	2.4 r	8.6 r
Western Hemisphere	205	4,533.4	1,243.7	910.1	1,120.0	1,318.8	1,184.6	9,527.3	4,300.4	2,476.7	2,325.4	2,461.9	2,263.3
Antigua and Barbuda	311	18.8	5.4 r	3.4 r	4.7 r	5.6 r	5.1 r
Argentina	213	3.4	1.0 r	0.6 r	0.9 r	1.0 r	0.9 r	714.8	269.8 r	186.3 r	176.9 r	180.2 r	171.4 r
Aruba	314	374.3	100.6 r	92.3 r	93.6 r	94.5 r	93.9 r	1.4	0.2 r	0.1 r	0.2 r	0.5 r	0.5 r
Barbados	316	0.0	0.0 r	0.0 r	0.0 r	0.0 r	0.0 r	15.8	4.6 r	3.9 r	3.9 r	3.9 r	3.9 r
Belize	339	0.4	0.2 r	0.1 r	0.1 r	0.1 r	0.1 r
Bolivia	218	1.5	0.4 r	0.2 r	0.4 r	0.5 r	0.4 r	3.8	7.2 r	1.0 r	1.0 r	1.0 r	0.9 r
Brazil	223	304.0	84.7 r	108.5 r	64.4 r	71.4 r	59.6 r	1,545.2	888.5 r	343.5 r	315.9 r	449.8 r	436.1 r
Chile	228	49.3	1.8 r	21.6 r	18.5 r	6.7 r	2.4 r	267.9	180.8 r	88.7 r	68.2 r	72.7 r	38.3 r
Colombia	233	309.8	55.9 r	55.7 r	77.0 r	93.1 r	84.0 r	877.3	449.0 r	247.5 r	221.4 r	214.3 r	194.1 r
Costa Rica	238	12.6	4.3 r	2.5 r	3.2 r	3.7 r	3.2 r	32.8	12.1 r	8.4 r	8.1 r	8.3 r	8.0 r
Dominica	321	0.2	0.1 r	0.0 r	0.0 r	0.1 r	0.0 r	0.1	0.0 r	0.0 r	0.0 r	0.0 r	0.0 r
Dominican Republic	243	314.0	90.4 r	56.8 r	78.2 r	94.2 r	84.7 r	42.3	15.7 r	11.0 r	10.4 r	10.7 r	10.2 r
Ecuador	248	8.6	4.4 r	1.6 r	2.1 r	2.6 r	2.3 r	282.3	149.7 r	71.8 r	69.4 r	71.9 r	69.2 r
El Salvador	253	0.1	0.0 r	0.0 r	0.0 r	0.0 r	0.0 r	28.3	25.0 r	6.0 r	12.3 r	3.7 r	6.4 r
Grenada	328	0.1	0.0 r	0.0 r	0.0 r	0.0 r	0.0 r

Venezuela, Republica Bolivariana de (299)

In Millions of U.S. Dollars

		Exports (FOB)						Imports (CIF)					
		2016	2015Q4	2016Q1	2016Q2	2016Q3	2016Q4	2016	2015Q4	2016Q1	2016Q2	2016Q3	2016Q4
Guatemala	258	5.1	1.5 r	0.9 r	1.3 r	1.5 r	1.4 r	41.8	18.3 r	11.9 r	10.6 r	10.2 r	9.2 r
Guyana	336	25.0	9.3 r	6.5 r	6.2 r	6.3 r	6.0 r
Haiti	263	0.7	0.2 r	0.1 r	0.2 r	0.2 r	0.2 r
Honduras	268	0.1	0.0 r	0.0 r	0.0 r	0.0 r	0.0 r	27.3	0.1 r	7.1 r	6.7 r	6.9 r	6.6 r
Jamaica	343	211.8	61.0 r	38.3 r	52.8 r	63.6 r	57.1 r	0.1	0.0 r	0.0 r	0.0 r	0.0 r	0.0 r
Mexico	273	99.0	19.7 r	16.8 r	19.9 r	33.9 r	28.4 r	793.4	273.3 r	235.1 r	220.5 r	202.0 r	135.8 r
Netherlands Antilles	353	2,159.0	621.8 r	390.7 r	538.0 r	647.9 r	582.5 r	17.1	6.4 r	4.4 r	4.2 r	4.3 r	4.1 r
Nicaragua	278	177.0	51.0 r	32.0 r	44.1 r	53.1 r	47.8 r	168.2	62.6 r	43.6 r	41.6 r	42.5 r	40.5 r
Panama	283	10.3	3.0 r	2.2 r	2.5 r	3.0 r	2.7 r	284.2	307.9 r	71.0 r	71.1 r	71.1 r	71.1 r
Paraguay	288	0.0	0.0 r	0.0 r	0.0 r	0.0 r	0.0 r	27.4	10.2 r	7.1 r	6.8 r	6.9 r	6.6 r
Peru	293	10.9	3.1 r	2.0 r	2.7 r	3.3 r	2.9 r	156.5	55.9 r	39.7 r	38.5 r	39.9 r	38.4 r
St. Kitts and Nevis	361	0.1	0.0 r	0.0 r	0.0 r	0.0 r	0.0 r
St. Lucia	362	10.1	2.9 r	1.8 r	2.5 r	3.0 r	2.7 r
Suriname	366	0.8	0.2 r	0.1 r	0.2 r	0.2 r	0.2 r	0.8	0.3 r	0.2 r	0.2 r	0.2 r	0.2 r
Trinidad and Tobago	369	50.7	14.6 r	9.2 r	12.6 r	15.2 r	13.7 r	5.7	2.1 r	1.5 r	1.4 r	1.5 r	1.4 r
Uruguay	298	0.6	0.2 r	0.1 r	0.2 r	0.2 r	0.2 r	456.7	170.0 r	118.4 r	112.9 r	115.4 r	110.0 r
Western Hem. n.s.	399	400.5	115.4 r	72.5 r	99.8 r	120.2 r	108.1 r	3,710.8	1,381.3 r	962.0 r	917.0 r	937.6 r	894.2 r
Other Countries n.i.e	910	1,109.7	319.6	200.8	276.5	333.0	299.4	209.8	78.1	54.4	51.9	53.0	50.6
Cuba	928	1,109.5	319.5 r	200.8 r	276.5 r	332.9 r	299.3 r	193.8	72.1 r	50.2 r	47.9 r	49.0 r	46.7 r
Korea, Dem. People's Rep.	954	0.2	0.1 r	0.0 r	0.1 r	0.1 r	0.1 r	16.0	6.0 r	4.2 r	4.0 r	4.1 r	3.9 r
Memorandum Items													
Africa	605	92.8	26.5	15.0	20.4	34.7	22.6	26.4	7.4	3.0	10.3	3.4	9.6
Middle East	405	1.6	0.4	0.3	0.4	0.5	0.4	45.5	16.7	11.3	10.9	12.4	10.9
European Union	998	931.6	480.6	224.9	222.4	217.0	267.3	2,099.7	883.4	549.8	512.1	460.7	577.1
Export earnings: fuel	080	449.4	97.8	80.8	111.6	134.9	122.0	1,298.5	626.4	364.9	306.5	336.5	290.5
Export earnings: nonfuel	092	26,585.2	7,813.1	5,412.3	6,549.2	7,510.5	7,113.2	19,433.8	7,861.3	5,056.5	4,764.5	4,983.2	4,629.6

Vietnam (582)

In Millions of U.S. Dollars

		Exports (FOB)						Imports (CIF)					
		2016	2015Q4	2016Q1	2016Q2	2016Q3	2016Q4	2016	2015Q4	2016Q1	2016Q2	2016Q3	2016Q4
IFS World		42,408.0	38,579.0	43,362.7	41,945.0	37,381.0	43,028.7
World	001	185,548.8	41,142.6	41,909.3	44,771.5	48,505.7	50,362.3	186,508.3	47,406.2	39,547.5	46,062.2	48,051.6	52,847.1
Advanced Economies	110	116,465.4	27,041.5	27,136.1	28,353.2	30,597.4	30,378.8	90,676.4	20,603.6	19,373.2	22,606.4	23,771.8	24,925.1
Euro Area	163	26,499.3	6,022.7	6,495.8	6,502.3	6,835.5	6,665.8	9,542.4	2,524.7	1,873.7	2,396.0	2,430.8	2,841.9
Austria	122	2,573.9	567.1 r	520.4 r	644.0 r	648.3 r	761.3 r	416.7	117.2 r	65.2 r	93.4 r	120.4 r	137.8 r
Belgium	124	1,802.7	409.2 r	478.7 r	456.6 r	505.4 r	361.9 r	498.8	143.5 r	111.0 r	148.1 r	114.7 r	125.0 r
Cyprus	423	52.8	10.3 r	12.5 r	14.5 r	13.6 r	12.2 r	31.4	8.3 r	6.6 r	7.0 r	8.4 r	9.4 r
Estonia	939	27.5	5.9 r	6.4 r	7.0 r	6.6 r	7.6 r	8.5	3.1 r	1.4 r	1.5 r	2.3 r	3.3 r
Finland	172	103.2	23.8 r	27.3 r	24.7 r	26.5 r	24.8 r	234.5	42.4 r	35.8 r	104.6 r	63.6 r	30.4 r
France	132	3,210.9	838.5 r	812.6 r	740.3 r	858.8 r	799.2 r	1,326.9	393.9 r	227.8 r	268.4 r	269.7 r	561.1 r
Germany	134	6,082.2	1,420.8 r	1,608.8 r	1,525.7 r	1,505.5 r	1,442.1 r	3,660.9	1,024.1 r	736.6 r	860.0 r	1,011.8 r	1,052.6 r
Greece	174	184.3	41.8 r	42.1 r	52.9 r	46.6 r	42.7 r	59.7	9.9 r	7.8 r	5.7 r	10.3 r	35.9 r
Ireland	178	143.9	33.3 r	33.0 r	23.2 r	43.3 r	44.3 r	497.9	70.1 r	95.5 r	153.6 r	113.7 r	135.2 r
Italy	136	3,078.8	622.9 r	760.0 r	807.2 r	746.4 r	765.3 r	1,399.9	367.9 r	297.3 r	377.5 r	346.9 r	378.2 r
Latvia	941	147.4	34.2 r	30.3 r	36.6 r	40.9 r	39.6 r	8.6	2.1 r	2.3 r	2.2 r	2.0 r	2.2 r
Lithuania	946	37.7	9.6 r	9.1 r	9.9 r	9.6 r	9.1 r	29.0	5.9 r	3.9 r	5.1 r	3.9 r	16.2 r
Luxembourg	137	38.0	10.3 r	8.3 r	11.3 r	8.7 r	9.7 r	12.8	2.2 r	2.6 r	2.3 r	4.0 r	3.9 r
Malta	181	84.0	18.8 r	20.9 r	20.8 r	20.5 r	21.7 r	22.7	6.8 r	5.8 r	6.4 r	5.5 r	5.1 r
Netherlands	138	5,748.8	1,266.7 r	1,376.0 r	1,415.9 r	1,483.3 r	1,473.6 r	758.6	194.0 r	159.9 r	207.0 r	210.8 r	180.9 r
Portugal	182	301.7	78.9 r	62.9 r	71.2 r	91.6 r	76.0 r	72.7	21.2 r	10.5 r	20.0 r	20.4 r	21.7 r
Slovak Republic	936	436.7	65.1 r	69.9 r	91.3 r	127.0 r	148.5 r	32.6	5.5 r	6.8 r	9.3 r	7.0 r	9.6 r
Slovenia	961	172.2	34.4 r	76.0 r	29.8 r	35.2 r	31.1 r	54.2	9.0 r	12.9 r	15.0 r	12.6 r	13.7 r
Spain	184	2,272.7	531.0 r	540.5 r	519.5 r	617.6 r	595.1 r	416.1	97.5 r	84.2 r	108.9 r	103.0 r	120.0 r
Australia	193	2,925.7	646.0 r	700.1 r	712.1 r	800.5 r	713.0 r	2,271.1	444.0 r	538.9 r	528.3 r	695.2 r	508.7 r
Canada	156	2,807.5	588.6 r	622.5 r	724.5 r	717.0 r	743.5 r	349.1	84.4 r	82.6 r	93.6 r	94.6 r	78.3 r
China,P.R.: Hong Kong	532	7,181.9	1,996.8 r	1,660.6 r	1,845.0 r	1,784.0 r	1,892.3 r	1,255.7	363.9 r	290.9 r	295.9 r	311.7 r	357.3 r
China,P.R.: Macao	546	26.8	7.2 r	6.1 r	5.9 r	7.5 r	7.3 r	9.0	2.9 r	0.3 r	1.0 r	5.4 r	2.2 r
Denmark	128	277.1	63.0 r	76.3 r	65.1 r	65.6 r	70.1 r	287.9	67.3 r	53.7 r	76.0 r	85.3 r	72.9 r
Iceland	176	7.2	1.7 r	1.7 r	1.9 r	2.1 r	1.6 r	9.8	3.0 r	2.3 r	2.9 r	2.6 r	2.0 r
Israel	436	617.4	134.9 r	139.7 r	162.7 r	150.6 r	164.4 r	699.6	236.7 r	221.2 r	206.7 r	197.6 r	74.1 r
Japan	158	15,228.3	3,584.2 r	3,531.1 r	3,620.9 r	4,137.2 r	3,939.0 r	14,692.6	3,513.2 r	3,134.6 r	3,789.6 r	3,809.6 r	3,958.8 r
Korea, Republic of	542	11,427.0	2,646.3 r	2,541.3 r	2,598.5 r	3,192.2 r	3,095.0 r	32,449.0	6,768.9 r	7,051.9 r	8,030.6 r	8,293.4 r	9,073.1 r
New Zealand	196	347.5	82.4 r	72.2 r	86.7 r	94.5 r	94.1 r	377.5	104.7 r	99.5 r	86.8 r	83.4 r	107.8 r
Norway	142	124.9	20.2 r	32.1 r	26.9 r	31.1 r	34.9 r	281.5	58.1 r	62.5 r	73.9 r	68.0 r	77.1 r
Singapore	576	2,700.4	713.0 r	592.5 r	721.7 r	742.6 r	643.5 r	5,436.3	1,421.6 r	1,281.2 r	1,344.6 r	1,357.6 r	1,452.9 r
Sweden	144	1,009.1	193.3 r	224.0 r	279.3 r	251.6 r	254.2 r	262.6	71.3 r	67.2 r	49.4 r	66.0 r	79.9 r
Switzerland	146	340.6	52.0 r	74.4 r	107.0 r	86.1 r	73.0 r	549.6	158.4 r	135.3 r	160.8 r	114.4 r	139.1 r
Taiwan Prov.of China	528	2,451.4	533.7 r	535.9 r	579.4 r	664.4 r	671.6 r	10,299.0	2,445.5 r	2,375.7 r	2,653.2 r	2,518.2 r	2,751.8 r
United Kingdom	112	4,953.3	1,191.4 r	1,070.0 r	1,241.5 r	1,245.8 r	1,396.0 r	817.0	186.1 r	199.6 r	187.9 r	191.5 r	238.0 r
United States	111	37,540.0	8,564.3 r	8,759.8 r	9,071.7 r	9,789.1 r	9,919.5 r	11,086.8	2,149.0 r	1,902.1 r	2,629.2 r	3,446.3 r	3,109.1 r
Emerg. & Dev. Economies	200	69,083.4	14,101.1	14,773.2	16,418.3	17,908.3	19,983.6	93,744.0	26,314.6	19,739.1	22,955.2	23,745.3	27,304.5
Emerg. & Dev. Asia	505	48,716.7	9,289.8	10,139.1	11,405.0	12,603.4	14,569.3	82,545.7	23,090.0	17,140.1	20,337.5	20,681.5	24,386.5
Bangladesh	513	616.6	137.8 r	129.8 r	149.6 r	163.0 r	174.2 r	71.8	12.3 r	15.0 r	17.2 r	18.4 r	21.2 r
Brunei Darussalam	516	27.7	6.7 r	6.1 r	6.8 r	7.2 r	7.6 r	51.9	12.1 r	10.8 r	12.4 r	13.3 r	15.3 r
Cambodia	522	2,786.1	619.6 r	586.1 r	676.1 r	736.7 r	787.2 r	975.3	246.5 r	213.0 r	237.4 r	246.6 r	278.3 r
China,P.R.: Mainland	924	26,350.7	4,635.4 r	5,277.0 r	5,894.0 r	6,739.7 r	8,440.1 r	46,495.8	14,448.4 r	9,910.8 r	11,747.9 r	11,334.7 r	13,502.5 r
Fiji	819	13.9	3.3 r	3.1 r	3.4 r	3.6 r	3.8 r	4.7	1.1 r	1.0 r	1.1 r	1.2 r	1.4 r
F.T. French Polynesia	887	1.7 e	0.4 e	0.4 e	0.4 e	0.5 e	0.4 e
F.T. New Caledonia	839	10.8	2.6 r	2.4 r	2.7 r	2.8 r	3.0 r	0.1	0.0 r	0.0 r	0.0 r	0.0 r	0.0 r
India	534	2,812.7	594.1 r	566.1 r	742.9 r	731.7 r	772.0 r	3,013.8	957.0 r	587.4 r	640.9 r	761.5 r	1,024.0 r
Indonesia	536	4,196.3	766.2 r	875.0 r	1,050.8 r	1,111.5 r	1,159.0 r	3,378.0	838.2 r	667.1 r	820.4 r	876.8 r	1,013.8 r
Kiribati	826	1.7	0.4 r	0.4 r	0.4 r	0.4 r	0.5 r	12.2	2.9 r	2.5 r	2.9 r	3.1 r	3.6 r
Lao People's Dem.Rep	544	574.4	137.5 r	126.0 r	141.1 r	150.1 r	157.3 r	666.9	135.4 r	128.2 r	156.0 r	174.2 r	208.5 r
Malaysia	548	3,204.6	902.9 r	742.6 r	714.0 r	849.5 r	898.5 r	6,094.0	1,072.6 r	1,027.9 r	1,542.3 r	1,633.5 r	1,890.3 r
Mongolia	948	14.3	3.4 r	3.1 r	3.5 r	3.7 r	3.9 r	21.8	5.5 r	5.5 r	5.5 r	5.5 r	5.5 r
Myanmar	518	392.1	96.4 r	87.2 r	96.7 r	102.0 r	106.1 r	74.1	10.6 r	11.9 r	16.5 r	20.1 r	25.6 r
Nepal	558	26.3	6.3 r	5.8 r	6.5 r	6.9 r	7.2 r	1.4	0.3 r	0.3 r	0.3 r	0.4 r	0.4 r
Papua New Guinea	853	137.6	33.1 r	30.2 r	33.8 r	35.9 r	37.6 r	23.8	5.6 r	5.0 r	5.7 r	6.1 r	7.0 r
Philippines	566	3,719.9	639.7 r	803.6 r	909.6 r	976.2 r	1,030.4 r	982.4	251.3 r	191.8 r	230.8 r	255.7 r	304.2 r
Solomon Islands	813	10.8	2.6 r	2.4 r	2.7 r	2.8 r	3.0 r	7.2	1.7 r	1.5 r	1.7 r	1.8 r	2.1 r

Vietnam (582)

In Millions of U.S. Dollars

		Exports (FOB)						Imports (CIF)					
		2016	2015Q4	2016Q1	2016Q2	2016Q3	2016Q4	2016	2015Q4	2016Q1	2016Q2	2016Q3	2016Q4
Sri Lanka	524	212.1	55.2 r	48.6 r	48.9 r	55.9 r	58.8 r	108.9	16.9 r	20.5 r	23.1 r	30.3 r	35.0 r
Thailand	578	3,608.1	646.4 r	843.7 r	921.5 r	923.6 r	919.2 r	8,756.4	2,312.0 r	1,879.1 r	2,044.5 r	2,276.2 r	2,556.6 r
Asia n.s.	598	11,803.3	2,759.1 r	2,460.5 r	2,830.4 r	3,021.7 r	3,490.8 r
Europe	170	4,468.9	978.4	981.9	1,096.0	1,207.9	1,183.1	2,053.2	531.7	365.0	457.5	702.4	528.2
Emerg. & Dev. Europe	903	2,234.0	472.7	503.8	576.0	567.9	586.2	1,101.8	162.9	134.0	186.3	489.9	291.6
Bulgaria	918	37.8	8.4 r	8.0 r	9.7 r	11.6 r	8.4 r	137.3	17.0 r	10.0 r	20.0 r	83.7 r	23.5 r
Croatia	960	37.9	6.7 r	10.1 r	14.0 r	6.8 r	7.1 r	37.6	6.3 r	8.9 r	9.2 r	10.8 r	8.6 r
Hungary	944	115.6	21.8 r	22.5 r	22.1 r	32.0 r	39.0 r	140.3	31.6 r	24.3 r	42.1 r	36.9 r	37.0 r
Poland	964	606.3	138.9 r	141.8 r	149.0 r	152.0 r	163.6 r	191.5	46.3 r	37.3 r	46.1 r	58.5 r	49.5 r
Romania	968	112.7	26.7 r	27.5 r	23.5 r	30.4 r	31.3 r	362.1	11.6 r	13.7 r	17.9 r	248.9 r	81.6 r
Serbia, Republic of	942	13.0 e	2.0 e	0.6 e	0.6 e	5.1 e	6.7 e
Turkey	186	1,323.7	270.3 r	293.9 r	357.7 r	335.1 r	336.9 r	220.1	48.3 r	39.1 r	50.3 r	45.9 r	84.7 r
CIS	901	2,235.0	505.6	478.1	520.0	640.0	596.9	951.4	368.7	231.0	271.2	212.5	236.6
Azerbaijan, Rep. of	912	36.1	8.9 r	8.9 r	9.0 r	9.1 r	9.1 r
Belarus	913	4.9	1.6 r	0.9 r	1.2 r	1.4 r	1.4 r	77.6	22.3 r	9.0 r	15.5 r	15.5 r	37.6 r
Georgia	915	18.8	11.4 r	7.9 r	6.9 r	2.0 r	2.0 r	487.2	41.0 r	121.7 r	121.7 r	122.2 r	121.7 r
Kazakhstan	916	167.2	40.2 r	36.7 r	41.1 r	43.7 r	45.7 r	9.8	2.3 r	2.0 r	2.4 r	2.5 r	2.9 r
Russian Federation	922	1,792.7	398.2 r	377.4 r	414.1 r	524.6 r	476.6 r	306.6	285.9 r	87.3 r	108.3 r	58.8 r	52.2 r
Ukraine	926	195.7	40.6 r	42.0 r	42.8 r	54.2 r	56.7 r	65.8	16.2 r	10.1 r	22.3 r	12.4 r	21.0 r
Uzbekistan	927	19.6	4.7 r	4.3 r	4.8 r	5.1 r	5.3 r	4.3	1.0 r	0.9 r	1.0 r	1.1 r	1.3 r
Mid East, N Africa, Pak	440	8,494.7	2,047.3	1,882.8	2,089.3	2,221.2	2,301.3	2,428.2	537.3	493.4	577.5	625.9	731.4
Algeria	612	249.7	58.8 r	54.1 r	61.1 r	65.5 r	69.0 r	2.8	0.7 r	0.6 r	0.7 r	0.7 r	0.8 r
Bahrain, Kingdom of	419	16.8	4.0 r	3.7 r	4.1 r	4.4 r	4.6 r	7.6	1.8 r	1.6 r	1.8 r	2.0 r	2.3 r
Djibouti	611	49.1	11.8 r	10.8 r	12.1 r	12.8 r	13.4 r
Egypt	469	305.5	75.0 r	66.4 r	74.9 r	80.0 r	84.2 r	15.4	3.2 r	3.2 r	3.7 r	3.9 r	4.5 r
Jordan	439	126.1	34.1 r	40.0 r	34.5 r	34.7 r	16.9 r	5.6	1.3 r	1.3 r	1.5 r	1.4 r	1.4 r
Kuwait	443	88.3	22.7 r	20.1 r	21.9 r	22.8 r	23.4 r	140.9	32.9 r	29.4 r	33.8 r	36.1 r	41.7 r
Lebanon	446	66.0	13.6 r	14.7 r	13.8 r	18.4 r	19.1 r	0.4	0.2 r	0.1 r	0.0 r	0.1 r	0.2 r
Libya	672	35.4	8.5 r	7.8 r	8.7 r	9.2 r	9.7 r	0.0	0.0 r	0.0 r	0.0 r	0.0 r	0.0 r
Mauritania	682	10.1	2.4 r	2.2 r	2.5 r	2.6 r	2.8 r	6.3	1.5 r	1.3 r	1.5 r	1.6 r	1.9 r
Morocco	686	165.1	32.9 r	36.3 r	40.6 r	43.1 r	45.1 r	28.0	2.6 r	6.5 r	6.9 r	7.1 r	7.5 r
Oman	449	36.1	8.7 r	7.9 r	8.9 r	9.4 r	9.9 r	34.7	8.1 r	7.2 r	8.3 r	8.9 r	10.3 r
Pakistan	564	426.9	112.3 r	98.9 r	106.6 r	109.7 r	111.7 r	174.8	40.2 r	36.1 r	41.8 r	44.9 r	52.0 r
Qatar	453	45.7	11.0 r	10.0 r	11.2 r	11.9 r	12.5 r	202.3	47.3 r	42.2 r	48.5 r	51.8 r	59.8 r
Saudi Arabia	456	581.9	136.3 r	125.9 r	142.4 r	152.6 r	161.0 r	1,259.8	266.5 r	247.9 r	296.7 r	327.2 r	387.9 r
Sudan	732	15.4	6.8 r	3.9 r	3.2 r	5.1 r	3.3 r	0.1	0.0 r	0.0 r	0.0 r	0.0 r	0.0 r
Syrian Arab Republic	463	25.5	6.1 r	5.6 r	6.3 r	6.7 r	7.0 r	0.3	0.1 r	0.1 r	0.1 r	0.1 r	0.1 r
Tunisia	744	45.8	11.2 r	10.9 r	11.4 r	11.6 r	11.8 r	5.8	1.4 r	1.4 r	1.4 r	1.4 r	1.4 r
United Arab Emirates	466	6,178.8	1,485.0 r	1,357.6 r	1,518.4 r	1,613.6 r	1,689.2 r	543.6	129.5 r	114.5 r	130.8 r	138.8 r	159.5 r
West Bank and Gaza	487	9.7 e	2.0 e	2.2 e	2.7 e	2.5 e	2.3 e
Yemen, Republic of	474	16.9	4.1 r	3.7 r	4.2 r	4.4 r	4.6 r
Sub-Saharan Africa	603	2,201.2	507.0	549.0	577.8	544.9	529.5	1,989.7	466.5	424.7	480.1	518.3	566.7
Angola	614	66.9	11.7 r	12.4 r	15.7 r	18.3 r	20.5 r	2.4	0.6 r	0.5 r	0.6 r	0.6 r	0.7 r
Benin	638	23.0	5.5 r	5.0 r	5.6 r	6.0 r	6.3 r	114.9	26.9 r	24.0 r	27.6 r	29.4 r	34.0 r
Botswana	616	1.0	0.2 r	0.2 r	0.2 r	0.3 r	0.3 r	30.6	7.1 r	6.4 r	7.3 r	7.8 r	9.0 r
Burkina Faso	748	9.2	2.2 r	2.0 r	2.3 r	2.4 r	2.5 r	77.9	18.2 r	16.2 r	18.7 r	19.9 r	23.0 r
Cameroon	622	41.9	10.1 r	9.2 r	10.3 r	10.9 r	11.4 r	175.3	41.0 r	36.5 r	42.0 r	44.9 r	51.8 r
Chad	628	0.7	0.2 r	0.2 r	0.2 r	0.2 r	0.2 r	12.1	2.8 r	2.5 r	2.9 r	3.1 r	3.6 r
Congo, Dem. Rep. of	636	14.8	3.6 r	3.2 r	3.6 r	3.9 r	4.0 r	33.3	7.8 r	6.9 r	8.0 r	8.5 r	9.8 r
Congo, Republic of	634	4.8	1.1 r	1.1 r	1.2 r	1.2 r	1.3 r	54.7	12.8 r	11.4 r	13.1 r	14.0 r	16.2 r
Côte d'Ivoire	662	149.6	36.0 r	32.9 r	36.8 r	39.1 r	40.9 r	473.1	113.6 r	115.5 r	117.6 r	118.7 r	121.3 r
Ethiopia	644	10.2	2.5 r	2.3 r	2.5 r	2.7 r	2.8 r	5.4	1.3 r	1.1 r	1.3 r	1.4 r	1.6 r
Gabon	646	22.9	5.5 r	5.0 r	5.6 r	6.0 r	6.3 r	41.7	9.8 r	8.7 r	10.0 r	10.7 r	12.3 r
Gambia, The	648	3.5	0.8 r	0.8 r	0.9 r	0.9 r	1.0 r	15.4	3.6 r	3.2 r	3.7 r	3.9 r	4.6 r
Ghana	652	271.0	62.7 r	58.3 r	66.2 r	71.2 r	75.4 r	147.5	34.5 r	30.7 r	35.4 r	37.7 r	43.6 r
Guinea	656	20.1	4.8 r	4.4 r	4.9 r	5.2 r	5.5 r	60.4	14.1 r	12.6 r	14.5 r	15.5 r	17.9 r
Guinea-Bissau	654	2.5	0.6 r	0.5 r	0.6 r	0.6 r	0.7 r	34.4	8.0 r	7.2 r	8.3 r	8.8 r	10.2 r
Kenya	664	37.4	9.0 r	8.2 r	9.2 r	9.8 r	10.2 r	2.9	0.7 r	0.6 r	0.7 r	0.7 r	0.9 r
Lesotho	666	17.5	4.2 r	3.8 r	4.3 r	4.6 r	4.8 r	0.0	0.0 r	0.0 r	0.0 r	0.0 r	0.0 r
Liberia	668	106.9	25.7 r	23.5 r	26.3 r	27.9 r	29.2 r	6.5	1.5 r	1.4 r	1.6 r	1.7 r	1.9 r

Vietnam (582)

In Millions of U.S. Dollars

		Exports (FOB)						Imports (CIF)					
		2016	2015Q4	2016Q1	2016Q2	2016Q3	2016Q4	2016	2015Q4	2016Q1	2016Q2	2016Q3	2016Q4
Madagascar	674	17.0	4.1 r	3.7 r	4.2 r	4.4 r	4.7 r	2.9	0.7 r	0.6 r	0.7 r	0.7 r	0.9 r
Mali	678	1.4	0.3 r	0.3 r	0.4 r	0.4 r	0.4 r	62.4	14.6 r	13.0 r	15.0 r	16.0 r	18.5 r
Mauritius	684	32.3	9.6 r	7.1 r	7.9 r	8.4 r	8.8 r	84.4	25.0 r	17.6 r	20.2 r	21.6 r	25.0 r
Mozambique	688	64.7	15.5 r	14.2 r	15.9 r	16.9 r	17.7 r	7.0	1.6 r	1.5 r	1.7 r	1.8 r	2.1 r
Namibia	728	1.7	0.4 r	0.4 r	0.4 r	0.5 r	0.5 r	21.2	5.0 r	4.4 r	5.1 r	5.4 r	6.3 r
Nigeria	694	131.2	25.8 r	25.7 r	31.2 r	35.3 r	38.9 r	141.5	33.1 r	29.5 r	33.9 r	36.2 r	41.8 r
Senegal	722	17.1	13.6 r	4.2 r	4.3 r	4.3 r	4.3 r	12.7	1.5 r	2.6 r	3.0 r	3.2 r	3.7 r
Sierra Leone	724	15.8	3.8 r	3.5 r	3.9 r	4.1 r	4.3 r	9.0	2.1 r	1.9 r	2.2 r	2.3 r	2.7 r
South Africa	199	965.9	222.9 r	294.1 r	280.5 r	216.4 r	174.9 r	144.9	28.5 r	23.2 r	33.6 r	48.4 r	39.6 r
Tanzania	738	67.4	16.2 r	14.8 r	16.6 r	17.6 r	18.4 r	150.0	35.1 r	31.3 r	36.0 r	38.4 r	44.4 r
Togo	742	18.3	4.4 r	4.0 r	4.5 r	4.8 r	5.0 r	43.9	10.3 r	9.1 r	10.5 r	11.2 r	13.0 r
Zambia	754	52.5	1.0 r	1.1 r	8.8 r	17.5 r	25.1 r	0.0	0.0 r
Zimbabwe	698	12.0	2.9 r	2.6 r	2.9 r	3.1 r	3.3 r	21.4	5.0 r	4.5 r	5.1 r	5.5 r	6.3 r
Western Hemisphere	205	5,201.9	1,278.6	1,220.4	1,250.1	1,331.0	1,400.4	4,727.2	1,689.0	1,315.8	1,102.5	1,217.2	1,091.6
Argentina	213	377.6	94.4 r	94.4 r	94.4 r	94.4 r	94.4 r	2,163.2	540.8 r	540.8 r	540.8 r	540.8 r	540.8 r
Bahamas, The	313	38.9	9.3 r	8.5 r	9.5 r	10.1 r	10.6 r	0.0	0.0 r	0.0 r	0.0 r	0.0 r	0.0 r
Bolivia	218	11.9	3.5 r	3.2 r	2.7 r	2.9 r	3.0 r	0.1	0.1 r	0.0 r	0.0 r	0.0 r	0.0 r
Brazil	223	1,303.8	293.5 r	325.3 r	248.9 r	359.9 r	369.6 r	1,590.7	899.2 r	551.4 r	322.8 r	436.7 r	279.8 r
Chile	228	713.2	150.0 r	137.2 r	208.4 r	160.9 r	206.7 r	215.7	66.0 r	48.3 r	53.8 r	49.1 r	64.6 r
Colombia	233	235.6	83.3 r	52.8 r	58.2 r	61.2 r	63.4 r	20.7	3.9 r	4.3 r	5.0 r	5.3 r	6.1 r
Costa Rica	238	82.6	19.9 r	18.1 r	20.3 r	21.6 r	22.6 r	25.8	6.0 r	5.4 r	6.2 r	6.6 r	7.6 r
Dominican Republic	243	70.6	17.0 r	15.5 r	17.3 r	18.4 r	19.3 r	2.2	0.5 r	0.5 r	0.5 r	0.6 r	0.6 r
Ecuador	248	106.3	25.6 r	23.3 r	26.1 r	27.7 r	29.0 r	27.7	5.8 r	5.8 r	6.6 r	7.1 r	8.2 r
El Salvador	253	14.6	3.4 r	2.3 r	3.8 r	4.0 r	4.5 r	6.0	0.3 r	0.4 r	0.5 r	0.6 r	4.6 r
Guatemala	258	39.8	9.6 r	8.7 r	9.8 r	10.4 r	10.9 r	1.4	0.3 r	0.3 r	0.3 r	0.4 r	0.4 r
Haiti	263	30.6	7.4 r	6.7 r	7.5 r	8.0 r	8.4 r	3.4	0.8 r	0.7 r	0.8 r	0.9 r	1.0 r
Honduras	268	17.7	2.5 r	3.9 r	4.3 r	4.6 r	4.8 r	0.5	1.5 r	0.1 r	0.1 r	0.1 r	0.2 r
Jamaica	343	6.3	1.5 r	1.4 r	1.6 r	1.6 r	1.7 r	6.4	1.5 r	1.3 r	1.5 r	1.6 r	1.9 r
Mexico	273	1,545.5	386.4 r	386.4 r	386.4 r	386.4 r	386.4 r	477.0	119.2 r	119.2 r	119.2 r	119.2 r	119.2 r
Nicaragua	278	17.9	4.3 r	3.9 r	4.4 r	4.7 r	4.9 r	1.0	0.2 r	0.2 r	0.2 r	0.2 r	0.3 r
Panama	283	253.9	82.7 r	52.9 r	63.2 r	67.3 r	70.5 r	19.0	6.3 r	3.8 r	4.6 r	4.9 r	5.7 r
Paraguay	288	32.8	7.9 r	7.2 r	8.1 r	8.6 r	9.0 r	36.9	8.6 r	7.7 r	8.9 r	9.5 r	10.9 r
Peru	293	241.8	62.1 r	55.2 r	60.1 r	62.4 r	64.1 r	60.8	11.8 r	11.3 r	14.1 r	16.0 r	19.4 r
Trinidad and Tobago	369	7.6	1.8 r	1.7 r	1.9 r	2.0 r	2.1 r	5.4	1.3 r	1.1 r	1.3 r	1.4 r	1.6 r
Uruguay	298	36.3	8.7 r	8.0 r	8.9 r	9.5 r	9.9 r	59.0	13.8 r	12.3 r	14.1 r	15.1 r	17.4 r
Venezuela, Rep. Bol.	299	16.8	4.0 r	3.7 r	4.1 r	4.4 r	4.6 r	4.5	1.0 r	0.9 r	1.1 r	1.1 r	1.3 r
Countries & Areas n.s.	898	2,087.8	488.0 r	435.2 r	500.7 r	534.5 r	617.5 r
Memorandum Items													
Africa	605	2,736.3	630.8	667.2	708.6	685.6	674.9	2,032.7	472.7	434.6	490.6	529.1	578.4
Middle East	405	7,532.7	1,811.1	1,665.7	1,852.0	1,970.7	2,044.3	2,210.5	490.9	447.4	525.2	570.2	667.7
European Union	998	33,649.1	7,672.9	8,075.9	8,306.5	8,631.2	8,635.4	11,778.6	2,962.0	2,288.4	2,844.7	3,212.5	3,432.9
Export earnings: fuel	080	9,877.7	2,355.6	2,149.1	2,398.9	2,637.6	2,692.1	2,870.8	858.3	608.3	718.2	719.5	824.6
Export earnings: nonfuel	092	175,671.1	38,787.1	39,760.2	42,372.6	45,868.1	47,670.2	183,637.5	46,547.9	38,939.1	45,343.9	47,332.0	52,022.4

West Bank and Gaza (487)

In Millions of U.S. Dollars

		Exports (FOB)						Imports (CIF)					
		2016	2015Q4	2016Q1	2016Q2	2016Q3	2016Q4	2016	2015Q4	2016Q1	2016Q2	2016Q3	2016Q4
IFS World	
World	001	953.2	248.0	233.5	249.6	230.6	239.6	5,627.1	1,302.7	1,345.8	1,454.7	1,415.1	1,411.5
Advanced Economies	110	833.7	211.5	207.9	208.6	206.0	211.2	4,073.3	931.8	975.8	1,023.3	1,031.8	1,042.4
Euro Area	163	10.0	2.8	2.5	2.7	1.6	3.2	578.9	114.2	140.4	157.8	150.7	130.0
Austria	122	0.3	0.2 r	0.1 r	0.1 r	0.1 r	0.1 r	4.7	0.8 r	1.2 r	1.3 r	0.9 r	1.2 r
Belgium	124	0.3	0.1 r	0.1 r	0.1 r	0.1 r	0.1 r	41.3	8.7 r	9.6 r	10.2 r	10.8 r	10.6 r
Cyprus	423	0.9	0.1 r	0.2 r	0.2 r	0.2 r	0.3 r
Estonia	939	0.0	0.1 r	0.0 r
Finland	172	0.0	0.0 r	0.0 r	0.0 r	1.6	0.3 r	0.7 r	0.4 r	0.3 r	0.2 r
France	132	1.5	1.1 r	0.2 r	0.5 r	0.3 r	0.5 r	54.7	14.4 r	10.9 r	15.4 r	18.8 r	9.6 r
Germany	134	1.0	0.3 r	0.4 r	0.2 r	0.2 r	0.3 r	196.6	34.8 r	50.4 r	56.9 r	51.2 r	38.1 r
Greece	174	0.2	0.0 r	0.0 r	0.1 r	0.0 r	9.9	2.1 r	2.4 r	2.7 r	2.5 r	2.3 r
Ireland	178	0.0	0.0 r	0.0 r	0.0 r	0.0 r	0.0 r	11.5	6.0 r	3.1 r	2.5 r	2.6 r	3.3 r
Italy	136	3.4	0.9 r	1.0 r	0.9 r	0.3 r	1.2 r	116.4	20.0 r	27.0 r	28.0 r	29.3 r	32.1 r
Lithuania	946	0.5	0.1 r	0.0 r	0.2 r	0.1 r	0.2 r
Luxembourg	137	1.3	0.3 r	0.3 r	0.3 r	0.3 r	0.3 r
Malta	181	0.1	0.0 r	0.0 r	0.1 r	0.0 r
Netherlands	138	1.4	0.5 r	0.5 r	0.5 r	0.0 r	42.8	9.0 r	10.1 r	13.4 r	10.5 r	8.8 r
Portugal	182	0.3	0.0 r	0.0 r	0.3 r	1.6	0.1 r	0.3 r	0.4 r	0.3 r	0.5 r
Slovak Republic	936	10.8	0.0 r	2.5 r	1.1 r	3.4 r	3.8 r
Slovenia	961	7.8	1.2 r	1.9 r	1.9 r	2.0 r	1.9 r
Spain	184	0.6	0.1 r	0.0 r	0.2 r	0.0 r	0.4 r	77.5	16.4 r	19.8 r	23.2 r	17.6 r	16.9 r
Australia	193	0.0	0.0 r	0.0 r	0.0 r	0.0 r	0.0 r	5.4	1.4 r	1.4 r	1.4 r	1.4 r	1.4 r
Canada	156	0.6	0.1 r	0.1 r	0.1 r	0.1 r	0.1 r	3.2	0.8 r	0.8 r	0.8 r	0.8 r	0.8 r
China,P.R.: Hong Kong	532	0.0	0.0 r	0.0 r	0.0 r	0.0 r	0.0 r	10.5	3.1 r	2.9 r	2.7 r	2.5 r	2.4 r
Czech Republic	935	0.0	0.0 r	0.0 r	0.0 r	0.0 r	0.0 r	45.5	4.1 r	7.9 r	11.0 r	14.7 r	11.9 r
Denmark	128	0.4	0.1 r	0.1 r	0.1 r	0.1 r	0.1 r	8.6	2.0 r	4.0 r	2.7 r	0.9 r	1.1 r
Israel	436	802.7	201.8 r	201.3 r	200.8 r	200.4 r	200.1 r	3,119.0	723.2 r	747.0 r	771.5 r	791.8 r	808.7 r
Japan	158	0.5	0.1 r	0.2 r	0.1 r	0.2 r	0.1 r	76.9	15.1 r	18.8 r	19.7 r	19.8 r	18.6 r
Korea, Republic of	542	1.0	0.0 r	0.0 r	0.1 r	0.3 r	0.5 r	54.7	10.0 r	10.0 r	10.0 r	10.0 r	24.7 r
New Zealand	196	0.2	0.0 r	0.0 r	0.0 r	0.0 r	0.0 r	1.5	0.4 r	0.4 r	0.4 r	0.4 r	0.4 r
Norway	142	0.1	0.2 r	0.1 r	0.1	0.0 r	0.1 r	0.0 r
Singapore	576	0.1	0.0 r	0.0 r	0.0 r	0.0 r	0.0 r	4.4	1.1 r	1.1 r	1.1 r	1.1 r	1.1 r
Sweden	144	0.3	0.1 r	0.1 r	0.1 r	0.0 r	0.1 r	2.7	8.9 r	1.2 r	0.2 r	0.3 r	0.9 r
Switzerland	146	0.4	0.1 r	0.1 r	0.3 r	0.0 r	0.1 r	79.3	16.2 r	19.7 r	22.0 r	18.2 r	19.4 r
Taiwan Prov.of China	528	0.6 e	0.3 e	0.1 e	0.3 e	0.1 e
United Kingdom	112	5.0	1.7 r	0.9 r	1.8 r	0.3 r	2.0 r	32.9	19.9 r	7.9 r	9.3 r	6.7 r	9.0 r
United States	111	12.3	4.4 r	2.4 r	2.3 r	2.8 r	4.8 r	49.1	10.9 r	12.2 r	12.3 r	12.5 r	12.1 r
Emerg. & Dev. Economies	200	119.5	36.5	25.6	41.0	24.6	28.4	1,553.7	370.9	370.0	431.4	383.2	369.1
Emerg. & Dev. Asia	505	0.9	0.0	0.7	0.0	0.0	0.0	515.2	120.5	129.4	131.2	127.4	127.1
Bangladesh	513	0.3	0.1 r	0.1 r	0.1 r	0.1 r	0.1 r
China,P.R.: Mainland	924	0.0	0.0 r	0.0 r	0.0 r	0.0 r	0.0 r	423.9	96.4 r	106.2 r	107.8 r	104.8 r	105.1 r
India	534	0.0	0.0 r	0.0 r	0.0 r	0.0 r	0.0 r	33.2	8.9 r	8.6 r	8.4 r	8.2 r	8.0 r
Indonesia	536	0.4	0.4 r	0.1	1.7 r	0.1 r
Malaysia	548	0.5	0.0 r	0.4 r	0.0 r	0.0 r	0.0 r	8.2	1.9 r	2.5 r	1.9 r	1.9 r	1.9 r
Philippines	566	0.7	0.2 r	0.2 r	0.2 r	0.2 r	0.2 r
Sri Lanka	524	3.8	1.0 r	1.0 r	0.9 r	0.9 r	0.9 r
Thailand	578	24.7	6.2 r	6.2 r	6.2 r	6.2 r	6.2 r
Vietnam	582	10.3	2.2 r	2.3 r	2.9 r	2.6 r	2.4 r
Asia n.s.	598	10.0	2.1 r	2.3 r	2.8 r	2.6 r	2.4 r
Europe	170	7.3	2.2	0.7	3.6	0.7	2.2	564.6	136.9	132.6	173.9	132.6	125.5
Emerg. & Dev. Europe	903	6.6	1.9	0.6	3.4	0.6	2.0	499.0	122.7	115.4	158.3	116.8	108.6
Albania	914	0.2	0.0 r	0.0 r	0.0 r	0.0 r	0.0 r
Bulgaria	918	0.0	0.0 r	0.0 r	0.0 r	0.0 r	0.0 r	8.9	2.0 r	2.2 r	2.2 r	2.1 r	2.3 r
Croatia	960	0.0	0.0 r	1.0	0.3 r	0.2 r	0.2 r	0.3 r	0.4 r
Hungary	944	0.0	0.0 r	0.0 r	0.0 r	0.0 r	0.0 r	2.9	0.1 r	0.2 r	0.3 r	0.9 r	1.5 r
Macedonia, FYR	962	0.2	0.0 r	0.0 r	0.0 r	0.0 r	0.0 r
Poland	964	2.1	0.4 r	0.5 r	0.7 r	0.3 r	0.4 r	39.2	8.1 r	9.1 r	10.1 r	9.6 r	10.4 r
Romania	968	0.0	0.0 r	0.0 r	0.0 r	0.0 r	0.0 r	15.6	1.3 r	3.3 r	3.7 r	4.9 r	3.7 r
Serbia, Republic of	942	2.4	0.4 r	0.9 r	0.6 r	0.4 r	0.4 r

West Bank and Gaza (487)

In Millions of U.S. Dollars

		Exports (FOB)						Imports (CIF)					
		2016	2015Q4	2016Q1	2016Q2	2016Q3	2016Q4	2016	2015Q4	2016Q1	2016Q2	2016Q3	2016Q4
Turkey	186	4.5	1.5 r	0.0 r	2.7 r	0.2 r	1.6 r	428.7	110.4 r	99.3 r	141.1 r	98.5 r	89.8 r
CIS	901	0.7	0.2	0.2	0.2	0.1	0.1	65.5	14.2	17.2	15.6	15.8	16.9
Kyrgyz Republic	917	0.1	0.0 r	0.0 r	0.0 r	0.0 r	0.0 r
Russian Federation	922	0.7	0.2 r	0.2 r	0.2 r	0.1 r	0.1 r	2.2	1.5 r	1.5 r	0.4 r	0.2 r	0.1 r
Ukraine	926	0.0	0.0 r	0.0 r	0.0 r	0.0 r	63.0	12.7 r	15.6 r	15.1 r	15.5 r	16.7 r
Uzbekistan	927	0.1	0.0 r	0.0 r	0.0 r	0.0 r	0.0 r
Mid East, N Africa, Pak	440	111.3	34.3	24.0	37.3	23.8	26.1	397.3	94.0	89.6	106.3	103.4	98.0
Algeria	612	2.7	0.8 r	0.5 r	0.8 r	0.4 r	0.9 r
Bahrain, Kingdom of	419	0.3	0.1 r	0.1 r	0.1 r	0.1 r	0.1 r	7.3	1.5 r	1.6 r	2.1 r	1.9 r	1.7 r
Egypt	469	0.0 r	72.8	19.8 r	17.0 r	20.8 r	18.3 r	16.7 r
Iraq	433	0.2	0.0 r	0.0 r	0.0 r	0.0 r	0.0 r
Jordan	439	42.1	13.5 r	9.9 r	16.3 r	12.0 r	4.0 r	164.3	40.7 r	36.2 r	40.2 r	44.2 r	43.7 r
Kuwait	443	13.9	4.3 r	2.8 r	4.3 r	2.3 r	4.5 r	1.4	0.3 r	0.3 r	0.4 r	0.4 r	0.3 r
Lebanon	446	0.1	0.0 r	0.0 r	0.0 r	0.0 r	0.0 r
Mauritania	682	0.1	0.0 r	0.0 r	0.0 r	0.0 r	0.0 r	0.0	0.0 r	0.0 r	0.0 r	0.0 r	0.0 r
Morocco	686	2.8	0.2 r	0.7 r	0.7 r	0.7 r	0.7 r	2.2	0.4 r	0.5 r	0.6 r	0.6 r	0.5 r
Oman	449	0.7	0.2 r	0.1 r	0.2 r	0.1 r	0.2 r	3.2	0.7 r	0.7 r	0.9 r	0.8 r	0.7 r
Pakistan	564	0.2	0.0 r	0.0 r	0.0 r	0.0 r	0.0 r
Qatar	453	10.6	3.3 r	2.2 r	3.3 r	1.8 r	3.4 r	20.1	4.2 r	4.5 r	5.7 r	5.1 r	4.7 r
Saudi Arabia	456	16.2	5.0 r	3.3 r	5.0 r	2.7 r	5.2 r	85.9	18.0 r	19.5 r	24.3 r	21.9 r	20.2 r
Sudan	732	0.1	0.0 r	0.0 r	0.0 r	0.0 r	0.0 r
Tunisia	744	0.1	0.0 r	0.0 r	0.0 r	0.0 r	0.0 r	0.3	0.1 r	0.1 r	0.1 r	0.1 r	0.1 r
United Arab Emirates	466	20.6	6.4 r	4.2 r	6.3 r	3.5 r	6.7 r	39.6	8.3 r	9.0 r	11.2 r	10.1 r	9.3 r
Yemen, Republic of	474	0.8	0.3 r	0.2 r	0.2 r	0.1 r	0.3 r
Sub-Saharan Africa	603	0.0	0.0	0.0	0.0	0.0	0.0	14.8	3.2	3.4	4.2	3.7	3.4
Burkina Faso	748	0.3	0.1 r	0.1 r	0.1 r	0.1 r	0.1 r
Cameroon	622	0.2	0.0 r	0.1 r	0.1 r	0.1 r	0.1 r
Chad	628	0.2	0.0 r	0.1 r	0.1 r	0.1 r	0.1 r
Côte d'Ivoire	662	0.1	0.0 r	0.0 r	0.0 r	0.0 r	0.0 r
Ethiopia	644	8.7	1.9 r	2.0 r	2.5 r	2.2 r	2.0 r
Ghana	652	0.3	0.1 r	0.1 r	0.1 r	0.1 r	0.1 r
Kenya	664	0.1	0.0 r	0.0 r	0.0 r	0.0 r	0.0 r
Nigeria	694	3.0	0.6 r	0.7 r	0.8 r	0.8 r	0.7 r
Seychelles	718	0.1	0.0 r	0.0 r	0.0 r	0.0 r	0.0 r
South Africa	199	0.3	0.1 r	0.1 r	0.1 r	0.1 r	0.1 r
Tanzania	738	1.3	0.3 r	0.3 r	0.4 r	0.3 r	0.3 r
Western Hemisphere	205	0.1	0.0	0.0	0.0	0.0	0.0	62.0	16.3	15.1	15.8	16.0	15.0
Argentina	213	4.8	1.3 r	1.3 r	1.2 r	1.2 r	1.2 r
Aruba	314	0.8	0.2 r	0.2 r	0.2 r	0.2 r	0.2 r
Brazil	223	22.0	10.9 r	7.2 r	5.3 r	5.3 r	4.2 r
Chile	228	0.5	0.1 r	0.1 r	0.1 r	0.1 r	0.1 r
Colombia	233	20.6	0.7 r	3.2 r	5.4 r	5.8 r	6.2 r
Costa Rica	238	0.0 e	0.0 e	0.0 e	0.0 e	0.0 e	0.0 e	2.2	0.5 r	0.5 r	0.6 r	0.6 r	0.5 r
Guatemala	258	2.6	0.4 r	0.5 r	0.7 r	0.7 r	0.7 r
Honduras	268	0.6	0.1 r	0.1 r	0.1 r	0.1 r	0.1 r
Mexico	273	4.4	1.2 r	1.2 r	1.1 r	1.1 r	1.1 r
Paraguay	288	2.4	0.6 r	0.6 r	0.7 r	0.6 r	0.5 r
Peru	293	0.5	0.1 r	0.1 r	0.2 r	0.1 r	0.1 r
Trinidad and Tobago	369	0.1 e	0.0 e	0.0 e	0.0 e	0.0 e	0.0 e
Uruguay	298	0.3	0.1 r	0.1 r	0.1 r	0.1 r	0.1 r
Venezuela, Rep. Bol.	299	0.1	0.0 r	0.0 r	0.0 r	0.0 r	0.0 r
Other Countries n.i.e	910	0.1	0.0	0.0	0.0	0.0	0.0
Cuba	928	0.1	0.0 r	0.0 r	0.0 r	0.0 r	0.0 r
Memorandum Items													
Africa	605	5.7	1.1	1.3	1.6	1.2	1.6	17.3	3.7	4.0	4.9	4.4	4.0
Middle East	405	105.6	33.2	22.8	35.7	22.6	24.5	394.6	93.5	88.9	105.5	102.7	97.4
European Union	998	17.8	5.1	4.1	5.5	2.4	5.9	736.2	161.0	176.4	197.6	191.0	171.1
Export earnings: fuel	080	66.8	20.7	13.6	20.5	11.2	21.5	183.6	35.9	41.1	51.3	47.1	44.2
Export earnings: nonfuel	092	886.4	227.3	219.9	229.1	219.3	218.1	5,443.4	1,266.8	1,304.7	1,403.4	1,368.0	1,367.3

Yemen, Republic of (474)

In Millions of U.S. Dollars

		Exports (FOB)						Imports (CIF)					
		2016	2015Q4	2016Q1	2016Q2	2016Q3	2016Q4	2016	2015Q4	2016Q1	2016Q2	2016Q3	2016Q4
IFS World	
World	001	162.4	26.9	11.3	16.7	62.6	71.8	7,030.1	1,526.9	1,771.9	2,156.8	1,585.5	1,515.8
Advanced Economies	110	15.8	2.6	2.4	4.0	4.1	5.3	1,240.0	239.9	337.3	434.3	232.3	236.2
Euro Area	163	8.2	1.4	0.6	2.4	1.9	3.3	343.9	58.3	108.1	112.1	60.8	62.9
Austria	122	0.0	0.0 r	0.0 r	0.0 r	8.2	1.3 r	2.2 r	1.7 r	1.8 r	2.5 r
Belgium	124	0.5	0.1 r	0.1 r	0.2 r	0.1 r	0.2 r	15.0	5.2 r	4.6 r	3.5 r	3.6 r	3.3 r
Cyprus	423	0.4	0.1 r	0.1 r	0.0 r	0.1 r	0.1 r
Finland	172	1.0	0.3 r	0.3 r	0.3 r	0.3 r	0.1 r
France	132	1.0	0.1 r	0.0 r	0.2 r	0.4 r	0.5 r	110.1	13.2 r	37.9 r	33.3 r	22.5 r	16.3 r
Germany	134	2.3	0.2 r	0.0 r	0.5 r	0.4 r	1.5 r	108.0	18.7 r	42.9 r	29.3 r	14.9 r	21.0 r
Greece	174	0.1	0.0 r	0.0 r	0.0 r	0.0 r	0.0 r	2.8	0.5 r	0.5 r	0.7 r	0.5 r	1.1 r
Ireland	178	0.0	0.2 r	0.0 r	0.0 r	0.0 r	8.7	1.3 r	3.5 r	1.7 r	2.4 r	1.1 r
Italy	136	2.4	0.7 r	0.4 r	0.9 r	0.6 r	0.5 r	31.2	10.3 r	7.4 r	9.7 r	6.5 r	7.6 r
Latvia	941	7.2	0.2 r	0.4 r	6.0 r	0.4 r	0.4 r
Lithuania	946	0.0	0.0 r	0.0 r	0.0 r	0.0 r	0.0 r	17.1	0.6 r	0.2 r	16.2 r	0.1 r	0.6 r
Luxembourg	137	0.1	0.1 r	0.0	0.0 r	0.0 r	0.0 r	0.0 r	0.0 r
Malta	181	1.5	1.4 r	0.1 r
Netherlands	138	1.3	0.1 r	0.0 r	0.3 r	0.4 r	0.6 r	6.8	2.0 r	2.1 r	1.8 r	1.6 r	1.3 r
Portugal	182	0.9	0.4 r	0.1 r	0.2 r	0.1 r	0.5 r
Slovak Republic	936	1.5	0.0 r	0.1 r	0.2 r	0.5 r	0.8 r
Slovenia	961	2.3	0.0 r	0.1 r	0.6 r	0.8 r	0.7 r
Spain	184	0.5	0.0 r	0.0 r	0.3 r	0.1 r	0.1 r	21.1	3.9 r	4.2 r	6.9 r	4.5 r	5.5 r
Australia	193	0.0	0.0 r	0.0 r	155.4	63.4 r	40.0 r	87.7 r	0.0 r	27.7 r
Canada	156	0.2	0.0 r	0.1 r	0.1 r	0.0 r	0.0 r	6.9	1.8 r	2.1 r	1.8 r	1.9 r	1.0 r
China,P.R.: Hong Kong	532	0.9	0.0 r	0.1 r	0.2 r	0.3 r	0.3 r	0.1	0.0 r	0.0 r	0.0 r	0.0 r	0.0 r
Czech Republic	935	0.2	0.0 r	0.0 r	0.0 r	0.1 r
Denmark	128	34.3	11.9 r	13.2 r	8.1 r	6.5 r	6.6 r
Japan	158	0.8	0.1 r	0.2 r	0.4 r	0.2 r	0.1 r	184.0	12.6 r	44.0 r	64.9 r	42.7 r	32.3 r
Korea, Republic of	542	0.2	0.0 r	0.0 r	0.1 r	0.0 r	0.1 r	100.0	21.3 r	39.1 r	19.8 r	21.3 r	19.8 r
New Zealand	196	0.0	0.0 r	0.0 r	0.0 r	0.0 r	0.0 r	48.8	8.6 r	8.5 r	10.2 r	12.4 r	17.7 r
Norway	142	0.0	0.0 r	0.0 r	0.0 r	0.0 r	0.0 r	0.0	0.4 r	0.0 r	0.0 r
Singapore	576	1.0	0.2 r	0.1 r	0.1 r	0.5 r	0.3 r	3.4	2.6 r	0.8 r	1.2 r	0.8 r	0.5 r
Sweden	144	0.0	0.0 r	0.0 r	0.0 r	0.0 r	105.7	5.8 r	18.2 r	21.9 r	33.4 r	32.3 r
Switzerland	146	0.0	0.0 r	0.0 r	0.0 r	13.2	3.0 r	3.4 r	3.4 r	2.0 r	4.3 r
Taiwan Prov. of China	528	0.4	0.3 r	0.1 r	0.0 r	0.1 r	0.1 r	5.4	1.0 r	1.3 r	1.2 r	1.6 r	1.4 r
United Kingdom	112	3.4	0.3 r	0.8 r	0.7 r	1.0 r	0.9 r	33.6	4.7 r	8.7 r	12.8 r	5.7 r	6.4 r
United States	111	0.6	0.1 r	0.2 r	0.1 r	0.1 r	0.1 r	205.3	44.4 r	50.0 r	89.1 r	43.2 r	23.0 r
Emerg. & Dev. Economies	200	144.2	23.6	8.8	12.5	57.4	65.5	5,579.8	1,242.6	1,381.9	1,654.2	1,310.3	1,233.4
Emerg. & Dev. Asia	505	45.0	2.7	2.0	3.5	16.5	23.1	1,917.5	355.4	433.9	605.0	432.2	446.4
American Samoa	859	0.0	0.0 r	0.0 r	0.0 r	0.0 r	0.0 r	0.1	0.0 r	0.0 r	0.0 r	0.0 r	0.0 r
Bangladesh	513	0.0	0.0 r	0.0 r	0.0 r	0.0 r	0.0 r	0.5	0.1 r	0.1 r	0.2 r	0.1 r	0.1 r
China,P.R.: Mainland	924	1.3	0.4 r	0.0 r	0.0 r	0.6 r	0.6 r	841.0	152.0 r	176.0 r	281.2 r	184.1 r	199.7 r
India	534	0.1	0.0 r	0.0 r	0.0 r	0.0 r	0.0 r	333.1	100.0 r	104.3 r	83.2 r	75.1 r	70.5 r
Indonesia	536	1.5	0.0 r	0.1 r	0.1 r	0.7 r	0.7 r	473.3	26.7 r	91.9 r	164.3 r	104.3 r	112.9 r
Malaysia	548	28.6	1.5 r	1.1 r	2.4 r	12.7 r	12.5 r	107.3	25.9 r	24.8 r	35.5 r	22.8 r	24.2 r
Myanmar	518	1.2	0.2 r	0.3 r	0.4 r	0.2 r	0.3 r
Philippines	566	0.0	0.0 r	0.0 r	0.0 r	0.0 r	0.3	0.4 r	0.1 r	0.1 r	0.1 r	0.1 r
Sri Lanka	524	3.5	0.1 r	0.2 r	0.3 r	1.5 r	1.5 r	0.6	0.0 r	0.1 r	0.4 r	0.1 r	0.1 r
Thailand	578	8.7	0.2 r	0.5 r	0.6 r	0.4 r	7.2 r	136.5	45.0 r	30.4 r	32.1 r	40.6 r	33.4 r
Vietnam	582	1.3	0.4 r	0.1 r	0.1 r	0.5 r	0.5 r	13.4	2.8 r	3.3 r	4.3 r	2.7 r	2.9 r
Asia n.s.	598	10.2	2.2 r	2.6 r	3.3 r	2.1 r	2.2 r
Europe	170	3.3	0.0	0.2	0.1	0.8	2.2	800.0	220.4	236.0	177.1	199.3	187.6
Emerg. & Dev. Europe	903	1.1	0.0	0.0	0.1	0.2	0.9	598.0	138.6	177.4	134.5	133.8	152.3
Bosnia and Herzegovina	963	0.0	0.0 r	0.0 r	0.0 r	0.0 r	0.0 r	0.6	0.1 r	0.1 r	0.2 r	0.1 r	0.1 r
Bulgaria	918	1.1	0.0 r	0.0 r	0.1 r	0.2 r	0.9 r	0.9	0.8 r	0.5 r	0.1 r	0.1 r	0.2 r
Hungary	944	0.0	0.0 r	4.6	0.3 r	0.5 r	2.1 r	1.3 r	0.8 r
Poland	964	14.4	2.0 r	2.6 r	7.3 r	2.4 r	2.1 r
Romania	968	0.0	0.0 r	14.9	0.1 r	4.5 r	6.6 r	0.4 r	3.5 r
Turkey	186	0.0	0.0 r	0.0 r	0.0 r	562.5	135.2 r	169.0 r	118.2 r	129.6 r	145.7 r

Yemen, Republic of (474)

In Millions of U.S. Dollars

		Exports (FOB)						Imports (CIF)					
		2016	2015Q4	2016Q1	2016Q2	2016Q3	2016Q4	2016	2015Q4	2016Q1	2016Q2	2016Q3	2016Q4
CIS	901	2.1	0.0	0.2	0.0	0.6	1.3	122.4	64.9	38.7	16.7	49.2	17.8
Armenia	911	0.1	0.0 r	0.0 r	0.0 r	0.0 r
Belarus	913	2.1 e	0.0 e	0.2 e	0.0 e	0.6 e	1.3 e	0.0	0.0 r	0.0 r	0.0 r	0.0 r	0.0 r
Russian Federation	922	0.0	0.0 r	0.0 r	0.0 r	0.0 r	119.4	58.2 r	37.8 r	15.9 r	48.8 r	16.9 r
Ukraine	926	3.0	6.7 r	0.9 r	0.9 r	0.4 r	0.8 r
Europe n.s.	884	0.0	0.0 r	0.0 r	0.0 r	0.0 r	0.0 r	79.6	16.9 r	19.9 r	25.9 r	16.3 r	17.5 r
Mid East, N Africa, Pak	440	93.2	20.2	6.1	8.4	39.3	39.4	2,087.2	496.5	544.1	681.5	424.6	437.1
Afghanistan, I.R. of	512	0.0	0.0 r	0.0 r	0.0 r	0.0 r	0.1	0.0 r	0.0 r	0.0 r	0.0 r	0.0 r
Bahrain, Kingdom of	419	0.1	0.0 r	0.0 r	0.0 r	0.0 r	0.0 r	9.9	2.1 r	2.5 r	3.2 r	2.0 r	2.2 r
Djibouti	611	1.7	0.6 r	0.1 r	0.1 r	0.7 r	0.7 r	8.0	1.7 r	2.0 r	2.6 r	1.6 r	1.8 r
Egypt	469	36.1	2.8 r	2.0 r	2.7 r	15.3 r	16.0 r	188.2	65.3 r	47.7 r	61.3 r	38.3 r	40.9 r
Iran, I.R. of	429	14.6	3.2 r	3.7 r	4.8 r	3.0 r	3.1 r
Iraq	433	0.0	0.0 r	0.0 r	0.0 r	0.0 r	0.0 r	0.2	0.1 r	0.1 r	0.1 r	0.1 r	0.1 r
Jordan	439	1.8	0.0 r	0.3 r	1.0 r	0.3 r	0.2 r	48.3	12.9 r	14.0 r	16.5 r	13.1 r	4.7 r
Kuwait	443	0.0	0.0 r	0.0 r	0.0 r	0.0 r	0.0 r	9.1	1.9 r	2.3 r	3.0 r	1.9 r	2.0 r
Lebanon	446	0.3	0.1 r	0.0 r	0.1 r	0.0 r	0.1 r	8.1	1.7 r	1.6 r	2.7 r	1.6 r	2.2 r
Libya	672	0.1	0.0 r	0.0 r	0.0 r	0.0 r	0.0 r	0.0	0.0 r	0.0 r	0.0 r	0.0 r	0.0 r
Morocco	686	12.3	2.8 r	3.1 r	4.0 r	2.5 r	2.7 r
Oman	449	16.2	4.8 r	1.1 r	1.3 r	6.9 r	6.9 r	159.4	42.4 r	45.8 r	53.3 r	30.5 r	29.8 r
Pakistan	564	0.0	0.0 r	0.0 r	0.0 r	0.0 r	0.0 r	72.6	15.2 r	18.1 r	23.6 r	14.9 r	16.1 r
Qatar	453	0.0	0.0 r	0.0 r	0.0 r	0.0 r	0.0 r	2.8	0.3 r	0.5 r	0.8 r	0.6 r	0.8 r
Saudi Arabia	456	24.0	8.2 r	1.7 r	2.0 r	10.3 r	9.9 r	566.0	127.0 r	146.7 r	185.2 r	114.0 r	120.2 r
Somalia	726	4.8	1.8 r	0.4 r	0.4 r	2.1 r	2.0 r	22.3	4.9 r	5.7 r	7.3 r	4.5 r	4.7 r
Sudan	732	35.6	7.1 r	8.9 r	8.9 r	8.9 r	8.9 r
Syrian Arab Republic	463	0.0	0.0 r	0.0 r	0.0 r	0.0 r	0.0 r	13.3	2.9 r	3.4 r	4.3 r	2.7 r	2.9 r
Tunisia	744	1.5	0.3 r	0.4 r	0.5 r	0.3 r	0.3 r
United Arab Emirates	466	8.2	1.9 r	0.5 r	0.6 r	3.5 r	3.6 r	912.4	204.1 r	237.0 r	298.6 r	183.6 r	193.2 r
West Bank and Gaza	487	0.8	0.2 r	0.2 r	0.3 r	0.2 r	0.2 r
Middle East n.s.	489	1.6	0.3 r	0.4 r	0.5 r	0.3 r	0.4 r
Sub-Saharan Africa	603	1.3	0.3	0.2	0.1	0.5	0.5	93.4	38.5	24.7	29.4	16.8	22.5
Central African Rep.	626	2.7	0.6 r	0.7 r	0.9 r	0.5 r	0.6 r
Côte d'Ivoire	662	0.1	0.0 r	0.0 r	0.0 r	0.0 r	0.0 r	0.1	0.0 r	0.0 r	0.0 r	0.0 r	0.0 r
Eritrea	643	0.2	0.1 r	0.0 r	0.0 r	0.1 r	0.1 r	0.0	0.0 r	0.0 r	0.0 r	0.0 r	0.0 r
Ethiopia	644	0.5	0.1 r	0.0 r	0.0 r	0.2 r	0.2 r	17.0	3.3 r	4.0 r	5.5 r	3.5 r	3.9 r
Ghana	652	0.1	0.0 r	0.0 r	0.0 r	0.0 r	0.0 r
Kenya	664	0.1	0.0 r	0.0 r	0.0 r	0.0 r	0.0 r	30.1	6.8 r	7.8 r	9.9 r	6.1 r	6.4 r
Liberia	668	6.0	1.3 r	1.5 r	2.0 r	1.2 r	1.3 r
Nigeria	694	0.0	0.0 r	0.0 r	0.0 r	0.2	0.0 r	0.0 r	0.1 r	0.0 r	0.0 r
South Africa	199	0.2	0.0 r	0.2 r	0.0 r	0.0 r	35.7	26.1 r	10.2 r	10.6 r	5.0 r	9.8 r
Swaziland	734	0.0	0.0 r	0.0 r	0.0 r	0.0 r	0.0 r	0.3	0.1 r	0.1 r	0.1 r	0.1 r	0.1 r
Tanzania	738	0.1	0.0 r	0.0 r	0.0 r	0.1 r	0.1 r	0.2	0.0 r	0.0 r	0.1 r	0.0 r	0.0 r
Togo	742	0.1	0.0 r	0.0 r	0.0 r	0.0 r	0.0 r
Zimbabwe	698	0.9	0.2 r	0.2 r	0.3 r	0.2 r	0.2 r
Western Hemisphere	205	1.4	0.3	0.4	0.3	0.3	0.3	681.7	131.9	143.2	161.2	237.3	139.8
Anguilla	312	0.1	0.0 r	0.0 r	0.0 r	0.0 r	0.0 r
Argentina	213	1.2	0.3 r	0.3 r	0.3 r	0.3 r	0.3 r	208.2	52.0 r	52.0 r	52.0 r	52.0 r	52.0 r
Aruba	314	1.2	0.3 r	0.3 r	0.3 r	0.3 r	0.3 r
Brazil	223	0.0	0.0 r	0.0 r	0.0 r	0.0 r	0.0 r	462.0	77.1 r	88.3 r	106.2 r	182.5 r	85.0 r
Chile	228	0.1	0.0 r	0.0 r	0.0 r	0.0 r	0.0 r
Colombia	233	1.9	0.3 r	0.5 r	0.6 r	0.4 r	0.4 r
Guatemala	258	0.2	0.0 r	0.0 r	0.1 r	0.0 r	0.0 r
Mexico	273	0.0	0.0 r	0.0 r	0.0 r	0.0 r	0.0 r	7.8	2.0 r	2.0 r	2.0 r	2.0 r	2.0 r
Paraguay	288	0.1	0.0 r	0.0 r	0.0 r	0.0 r	0.0 r
Uruguay	298	0.2	0.0 r	0.0 r	0.0 r	0.0 r	0.0 r
Other Countries n.i.e	910	0.2	0.0	0.0	0.1	0.0	0.1
Korea, Dem. People's Rep.	954	0.2	0.0 r	0.0 r	0.1 r	0.0 r	0.1 r
Special Categories	899	2.0	0.6 r	0.1 r	0.2 r	0.9 r	0.9 r	2.2	0.5 r	0.5 r	0.7 r	0.4 r	0.5 r
Countries & Areas n.s.	898	0.4	0.1 r	0.0 r	0.0 r	0.2 r	0.2 r	207.8	44.0 r	52.1 r	67.5 r	42.5 r	45.7 r
Memorandum Items													
Africa	605	7.8	2.6	0.7	0.7	3.3	3.1	173.1	55.4	44.8	52.6	34.7	40.9

Yemen, Republic of (474)

In Millions of U.S. Dollars

		Exports (FOB)						Imports (CIF)					
		2016	2015Q4	2016Q1	2016Q2	2016Q3	2016Q4	2016	2015Q4	2016Q1	2016Q2	2016Q3	2016Q4
Middle East	405	86.7	17.9	5.6	7.8	36.5	36.8	1,934.8	464.3	505.8	634.6	391.8	402.5
European Union	998	12.7	1.8	1.5	3.1	3.0	5.1	552.5	83.9	156.3	171.0	110.4	114.8
Export earnings: fuel	080	48.6	15.0	3.3	4.0	20.8	20.4	1,796.0	439.5	476.9	565.5	384.8	368.7
Export earnings: nonfuel	092	113.8	11.8	8.0	12.7	41.8	51.3	5,234.1	1,087.4	1,295.0	1,591.2	1,200.7	1,147.1

Zambia (754)

In Millions of U.S. Dollars

		Exports (FOB)						Imports (CIF)					
		2016	2015Q4	2016Q1	2016Q2	2016Q3	2016Q4	2016	2015Q4	2016Q1	2016Q2	2016Q3	2016Q4
IFS World		6,504.5	1,832.7	1,544.5	1,630.5	1,542.3	1,788.2	7,435.8	2,221.7	1,695.6	1,797.6	1,761.1	2,187.9
World	001	6,508.5	1,832.9	1,554.8	1,610.2	1,553.8	1,789.7	7,551.9	2,220.4	1,761.7	1,778.7	1,820.9	2,190.6
Advanced Economies	110	3,402.5	1,116.3	805.0	837.1	819.4	941.1	1,243.7	337.8	266.6	242.0	258.8	476.3
Euro Area	163	78.7	10.5	31.7	5.8	14.8	26.4	501.1	74.9	74.2	75.6	97.7	253.7
Austria	122	0.0	0.0	0.0	12.4	3.5	0.6	1.4	3.6	6.8 r
Belgium	124	7.2	0.6	0.2	1.3	3.9	1.7 r	83.1	8.2	9.4	7.4	13.9	52.4 r
Cyprus	423	0.0	0.4	0.1	0.0	0.3	0.0	0.1 r
Estonia	939	0.7	0.0	0.7	0.0	0.0	0.0 r
Finland	172	0.1	0.0	0.0	0.1	0.0 r	89.2	11.6	8.5	18.9	32.1	29.6 r
France	132	0.4	0.1	0.0	0.1	0.2	0.0 r	47.6	8.2	6.6	4.3	10.8	25.9 r
Germany	134	33.8	4.4	24.0	1.0	2.6	6.2 r	68.3	12.2	16.2	13.1	12.5	26.6 r
Greece	174	0.0	0.0	1.1	0.7	0.9	0.1	0.0	0.0 r
Ireland	178	0.3	0.0	0.2	0.1	0.0	0.1 r	37.5	7.4	9.6	11.4	7.5	9.0 r
Italy	136	1.2	0.6	0.0	1.0	0.2	0.0 r	88.4	4.0	3.9	3.5	2.9	78.1 r
Latvia	941	0.0	0.0	0.2	0.0	0.1	0.1 r
Lithuania	946	2.2	0.0	1.0	1.2	0.0 r
Luxembourg	137	23.9	2.5	0.8	0.3	6.1	16.7 r	0.8	0.3	0.3	0.1	0.1	0.3 r
Malta	181	0.2	0.2	0.0 r	0.0	0.0	0.0	0.0 r
Netherlands	138	11.2	2.1	6.4	1.7	1.3	1.7 r	52.6	17.0	13.9	10.0	11.6	17.0 r
Portugal	182	0.4	0.0	0.2	0.2	5.8	0.5	0.9	0.6	0.3	4.0 r
Slovak Republic	936	0.0	0.0	0.0	0.6	0.3	0.0	0.3	0.2	0.1 r
Slovenia	961	1.8	0.0	0.0	1.7	0.0	0.0 r
Spain	184	0.1	0.2	0.1	0.0	8.6	0.8	2.6	1.5	0.8	3.7 r
Australia	193	0.8	52.1	0.3	0.1	0.1	0.3 r	43.5	16.3	13.1	7.8	12.4	10.1 r
Canada	156	1.4	0.0	0.0	1.2	0.2	0.0 r	22.4	3.8	2.4	3.5	3.7	12.8 r
China,P.R.: Hong Kong	532	102.8	15.6	20.7	34.9	31.6 r	41.9	14.0	12.3	6.1	9.4 r
Czech Republic	935	0.0	0.0	0.0	0.0	0.0	0.0 r	2.7	0.4	0.2	1.9	0.2	0.4 r
Denmark	128	0.8	0.3	0.7	0.0	0.0	39.0	7.0	6.1	5.9	3.8	23.2 r
Israel	436	0.2	0.2	0.1	0.0	0.1 r	9.0	1.1	2.5	1.8	0.7	4.0 r
Japan	158	52.8	16.1	15.2	12.4	14.4	10.8 r	135.0	70.8	36.1	25.5	30.2	43.2 r
Korea, Republic of	542	6.2	1.5	1.4	0.9	1.3	2.6 r	33.3	13.9	9.3	7.3	8.7	8.1 r
New Zealand	196	0.1	0.0	0.0	0.0	2.6	0.3	0.1	0.4	0.8	1.4 r
Norway	142	0.2	0.0	0.1	0.1	0.3	0.0	0.1	0.0	0.2	0.0 r
Singapore	576	366.1	106.3	77.2	109.7	81.8	97.3 r	48.4	30.4	20.9	7.1	12.3	8.1 r
Sweden	144	3.8	1.9	0.6	0.3	0.3	2.6 r	66.9	14.2	17.6	16.8	11.8	20.6 r
Switzerland	146	2,562.8	888.2	608.4	643.8	575.2	735.4 r	44.5	8.2	7.4	4.2	16.0	16.9 r
Taiwan Prov.of China	528	0.0	0.5	0.0	0.0	0.0	6.8	3.1	1.9	1.9	2.0	1.0 r
United Kingdom	112	223.9	38.0	53.5	41.4	95.7	33.3 r	134.1	40.3	27.6	37.2	27.0	42.2 r
United States	111	1.9	0.5	0.3	0.5	0.5	0.7 r	112.4	53.1	33.2	32.8	25.1	21.3 r
Emerg. & Dev. Economies	200	3,103.4	695.5	748.5	772.8	734.1	848.1	6,283.8	1,720.8	1,488.0	1,530.8	1,552.6	1,712.4
Emerg. & Dev. Asia	505	1,235.5	246.8	315.6	378.0	240.8	301.1	966.6	223.4	243.0	220.5	265.2	237.9
Bangladesh	513	2.0	0.5	0.5	0.6	0.5	0.4 r
Bhutan	514	0.1	0.0	0.0	0.0	0.0	0.0 r
Cambodia	522	0.2	0.0	0.2	0.1	0.0	0.1	0.0	0.0	0.0 r
China,P.R.: Mainland	924	1,168.8	206.4	306.2	335.5	226.6	300.5 r	571.8	112.5	157.1	134.6	150.0	130.1 r
India	534	66.2	15.4	9.2	42.3	14.2	0.6 r	303.9	102.4	76.4	68.1	86.8	72.6 r
Indonesia	536	0.0	1.0	0.0	0.0	3.0	0.8	0.8	0.8	0.7	0.7 r
Malaysia	548	0.0	0.0	0.0	19.1	3.3	4.4	4.6	6.6	3.4 r
Philippines	566	0.0	0.3	0.0	0.0	0.8	0.0	0.0	0.1	0.7	0.0 r
Sri Lanka	524	0.0	0.0	0.0	0.0	0.4	0.2	0.2	0.0	0.1	0.0 r
Thailand	578	0.2	23.7	0.2	0.0	0.0	0.0 r	15.2	2.5	2.3	2.8	1.9	8.3 r
Vietnam	582	0.0	0.0 r	50.3	1.0	1.2	8.9	17.8	22.4 r
Europe	170	2.0	0.4	1.5	0.3	0.0	0.2	74.8	25.3	19.2	16.8	18.6	20.2
Emerg. & Dev. Europe	903	0.2	0.4	0.0	0.0	0.0	0.2	70.3	14.4	16.4	16.6	18.3	18.9
Bulgaria	918	0.3	0.3	0.0	0.1	0.0	0.1 r
Croatia	960	1.9	0.0	0.0	1.8	0.0 r
Hungary	944	0.1	0.0	0.0	0.1 r	0.3	0.0	0.0	0.1	0.0	0.2 r
Poland	964	0.0	0.0	0.0	0.0 r	3.5	0.7	0.6	1.0	0.9	1.0 r
Romania	968	0.0	0.0	0.0	0.1	0.0	0.0	0.0	0.0	0.0 r
Turkey	186	0.0	64.3	13.6	15.8	15.5	15.4	17.6 r

Zambia (754)

In Millions of U.S. Dollars

		Exports (FOB)						Imports (CIF)					
		2016	2015Q4	2016Q1	2016Q2	2016Q3	2016Q4	2016	2015Q4	2016Q1	2016Q2	2016Q3	2016Q4
CIS	901	0.1	0.0	0.1	0.0	0.0	4.5	10.9	2.8	0.2	0.3	1.1
Georgia	915	0.1	0.1	0.1	0.0	0.0
Moldova	921	0.1	0.0	0.0	0.1
Russian Federation	922	0.0	0.0	0.0	0.0	2.8	10.6	2.6	0.0	0.1	0.0 r
Ukraine	926	0.1	0.1	0.0	1.5	0.1	0.1	0.1	0.1	1.1 r
Europe n.s.	884	1.7	1.4	0.3	0.0	0.1	0.0	0.0	0.0	0.0	0.1 r
Mid East, N Africa, Pak	440	392.6	35.0	52.8	97.8	121.0	121.1	989.6	63.2	178.0	238.8	276.3	296.6
Algeria	612	0.9	0.9 r	0.0
Bahrain, Kingdom of	419	0.5	0.3	0.1	0.0	0.3	0.1 r
Egypt	469	0.1	0.1	0.0	0.0	0.1	10.5	5.5	3.1	4.7	2.0	0.8 r
Iran, I.R. of	429	0.6	0.0	0.0	0.3	0.3	0.0 r
Jordan	439	0.5	0.0	0.4	0.1	0.0	0.0 r
Kuwait	443	610.9	125.4	151.8	157.2	176.5 r
Lebanon	446	0.0	0.0	0.0	0.0	4.1	1.2	1.4	1.1	0.6	1.0 r
Mauritania	682	0.0	0.0	0.0	0.7	0.2	0.6	0.0	0.0	0.0 r
Morocco	686	0.2	0.5	0.1	0.1	5.5	0.7	0.0	0.0	5.5
Oman	449	0.0	0.0	0.5	0.1	0.1	0.1	0.1	0.1 r
Pakistan	564	0.0	0.0	0.0	5.8	0.5	0.7	3.0	0.6	1.4 r
Qatar	453	1.3	0.6	0.6	0.2	0.3	0.1 r
Saudi Arabia	456	0.0	0.0	0.0	0.0	31.3	16.1	7.4	5.1	9.2	9.7 r
Somalia	726	0.1	0.1
United Arab Emirates	466	391.2	34.5	52.7	97.8	120.6	120.2 r	317.3	38.0	38.0	72.3	100.3	106.8 r
Sub-Saharan Africa	603	1,467.2	413.2	374.8	294.6	372.0	425.8	4,202.2	1,400.1	1,034.6	1,036.3	986.2	1,145.1
Angola	614	0.7	0.5	0.2	0.1	0.2	0.3 r	2.4	0.1	0.0	0.0	0.0	2.4 r
Botswana	616	23.7	7.5	6.0	4.7	4.6	8.4 r	16.9	3.6	3.3	3.5	4.9	5.2 r
Burundi	618	11.0	1.2	1.6	2.4	4.0	3.1 r	0.0	0.0	0.0	0.0	0.0
Cameroon	622	0.1	0.0	0.0	0.1	0.0	0.0	0.0	0.0	0.0	0.0 r
Congo, Dem. Rep. of	636	433.1	110.0	95.5	108.3	109.9	119.5 r	929.8	343.2	187.4	204.4	247.2	290.8 r
Congo, Republic of	634	1.7
Côte d'Ivoire	662	0.2	0.1	0.1	0.1	0.1	0.0	0.0	0.0	0.0 r
Ethiopia	644	0.3	0.0	0.0	0.3	0.0	0.0 r	0.1	0.1	0.0	0.0	0.0 r
Gabon	646	0.0	0.1	0.1	0.0	0.0	0.0	0.0 r
Ghana	652	1.1	0.0	0.0	1.0	0.1	0.0 r	1.5	0.1	0.6	0.3	0.2	0.3 r
Guinea	656	0.0	0.0	0.0	0.6	0.0	0.6	0.0
Kenya	664	39.4	12.0	10.4	9.7	8.5	10.8 r	50.6	13.1	20.9	11.4	9.1	9.3 r
Lesotho	666	4.0	1.4	2.8	0.5	0.8	0.0	0.0	0.0	0.0	0.0	0.0 r
Madagascar	674	0.1	0.0	0.0	0.0	0.1 r	0.0	0.0	0.0	0.0	0.0	0.0 r
Malawi	676	118.1	22.1	18.4	31.2	42.8	25.7 r	9.2	4.5	1.4	2.1	3.0	2.5 r
Mali	678	0.3	0.7	0.3	0.0	0.0	0.0	0.0	0.0 r
Mauritius	684	8.6	0.3	1.1	0.1	5.9	1.5 r	331.0	288.4	178.7	77.8	34.3	40.3 r
Mozambique	688	16.7	25.4	5.9	1.6	2.3	6.8 r	141.1	26.6	43.4	31.6	31.2	34.9 r
Namibia	728	28.3	3.3	8.0	5.3	6.0	9.1 r	90.3	41.4	19.3	25.0	28.7	17.4 r
Niger	692	0.0	0.1	0.0	0.0	0.0	0.0 r
Nigeria	694	1.2	0.0	1.2	0.0	0.0	0.0 r	1.0	0.1	0.2	0.2	0.5	0.1 r
Rwanda	714	24.6	1.9	4.9	5.9	8.5	5.3 r	0.0	0.0	0.0	0.0	0.0 r
Senegal	722	0.3	0.0	0.3	0.0	0.0	0.0	0.0
Seychelles	718	1.3	0.5	0.5	0.1	0.2	0.5 r
Sierra Leone	724	0.0	0.0	0.0	0.1	0.0	0.0	0.0	0.0	0.1 r
South Africa	199	415.5	121.8	93.6	82.8	122.4	116.7 r	2,358.0	638.2	538.1	584.2	579.4	656.3 r
Swaziland	734	5.6	5.9	1.8	2.0	0.9	0.8 r	10.3	5.6	2.5	1.3	2.4	4.1 r
Tanzania	738	92.9	23.0	56.4	6.9	13.7	15.9 r	177.4	11.0	19.8	74.0	22.7	60.9 r
Uganda	746	2.1	2.4	0.1	0.8	0.6	0.6 r	4.2	0.3	0.2	0.6	3.2	0.2 r
Zimbabwe	698	239.1	72.0	66.8	30.9	40.2	101.2 r	76.2	23.0	17.7	19.7	19.0	19.7 r
Africa n.s.	799	0.1	0.0	0.0
Western Hemisphere	205	6.2	0.0	3.9	2.0	0.3	0.0	50.6	8.8	13.2	18.5	6.2	12.7
Argentina	213	0.1	0.0	0.1	2.0	0.1	0.5	0.3	0.2	1.1 r
Bermuda	319	1.8	0.0	0.0	1.8 r
Brazil	223	0.3	0.0	0.0	0.2	0.1	6.8	1.2	1.9	3.6	0.8	0.5 r
Chile	228	0.0	0.0	0.0	0.0 r	23.1	2.3	6.5	8.7	1.5	6.5 r
Colombia	233	0.3	0.3	0.0	0.2	0.8	0.1	0.1	0.0	0.0 r

Zambia (754)

In Millions of U.S. Dollars

		Exports (FOB)						Imports (CIF)					
		2016	2015Q4	2016Q1	2016Q2	2016Q3	2016Q4	2016	2015Q4	2016Q1	2016Q2	2016Q3	2016Q4
Costa Rica	238	0.1	0.0	0.0	0.0	0.0	0.0 r
El Salvador	253	0.1	0.1	0.0	0.0	0.0
Guatemala	258	0.1	0.1
Jamaica	343	0.0	0.0 r	0.1	0.0	0.0	0.0	0.0	0.0 r
Mexico	273	0.0	0.0	0.0	2.5	1.5	1.4	0.4	0.1	0.6 r
Netherlands Antilles	353	0.1	0.0	0.0	0.1
Panama	283	5.3	0.0	3.6	1.7	0.0	0.0 r	11.2	2.6	2.7	5.0	2.9	0.7 r
Paraguay	288	0.1	0.0	0.0	0.1 r
Peru	293	0.0	0.0	0.0	0.0	0.0	0.0 r	1.8	0.3	0.0	0.1	0.2	1.5 r
Uruguay	298	0.3	0.0	0.0	0.0	0.2	0.1 r
Venezuela, Rep. Bol.	299	0.0	0.0	0.0	0.1	0.0
Western Hem. n.s.	399	0.3	0.0	0.1	0.2	0.0	0.0 r
Other Countries n.i.e	910	6.4	0.4	2.3	2.8	0.9
Korea, Dem. People's Rep.	954	6.4	0.4	2.3	2.8	0.9 r
Countries & Areas n.s.	898	2.5	21.2	1.3	0.4	0.4	0.5 r	17.9	161.7	6.6	3.6	6.7	1.0 r
Memorandum Items													
Africa	605	1,468.4	413.7	374.9	294.6	372.2	426.6	4,208.4	1,401.0	1,035.2	1,036.4	991.7	1,145.1
Middle East	405	391.4	34.5	52.7	97.8	120.7	120.2	977.7	61.8	176.6	235.7	270.2	295.1
European Union	998	307.4	51.1	86.5	47.5	110.9	62.5	749.7	137.5	126.4	138.7	143.4	341.3
Export earnings: fuel	080	394.4	36.7	54.3	97.9	120.8	121.4	968.9	66.9	174.6	230.2	268.3	295.8
Export earnings: nonfuel	092	6,114.1	1,796.2	1,500.5	1,512.4	1,433.0	1,668.3	6,582.9	2,153.5	1,587.0	1,548.5	1,552.5	1,894.8

Zimbabwe (698)

In Millions of U.S. Dollars

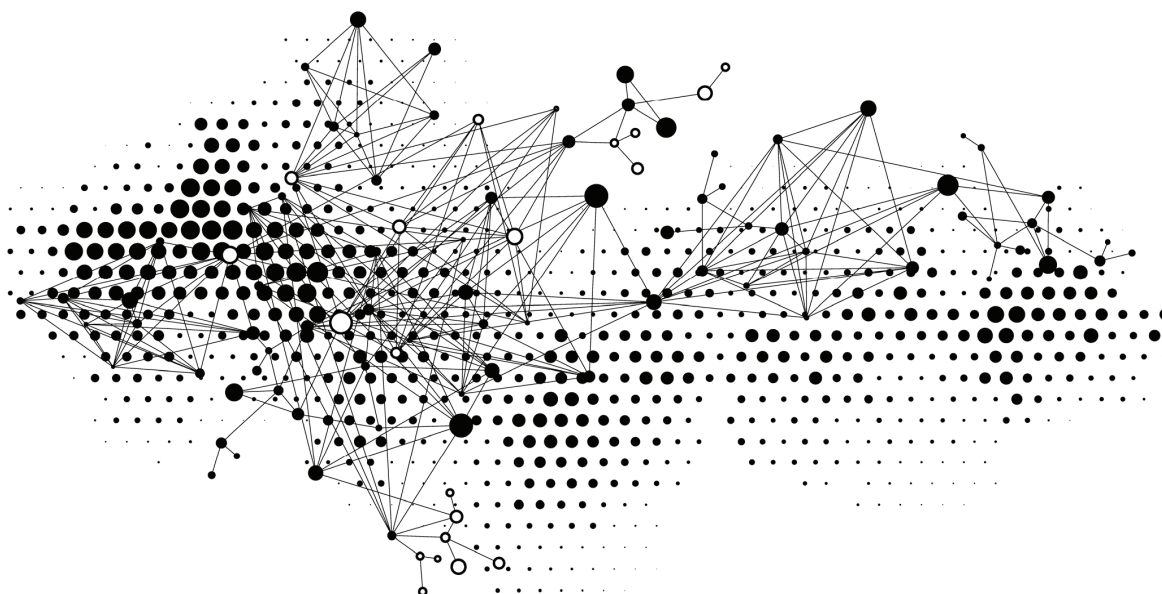
		Exports (FOB)						Imports (FOB)					
		2016	2015Q4	2016Q1	2016Q2	2016Q3	2016Q4	2016	2015Q4	2016Q1	2016Q2	2016Q3	2016Q4
IFS World	
World	001	2,832.5	1,366.4	1,470.6	738.2	287.2	336.4	4,212.6	1,132.3	948.6	1,001.8	1,075.7	1,186.6
Advanced Economies	110	68.8	11.4	26.3	18.9	9.5	14.1	374.9	119.5	86.2	93.0	95.1	100.6
Euro Area	163	60.3	6.9	24.9	16.5	6.6	12.4	84.4	21.5	19.2	25.6	17.6	22.0
Austria	122	0.2	0.0 r	0.0 r	0.1 r	0.1 r	0.0 r	2.2	0.3 r	0.4 r	0.4 r	0.6 r	0.7 r
Belgium	124	45.7	5.4 r	20.7 r	14.2 r	1.9 r	8.9 r	13.3	1.2 r	3.3 r	5.9 r	1.8 r	2.3 r
Cyprus	423	0.0	0.0 r	1.3	0.2 r	0.2 r	0.2 r	0.4 r	0.5 r
Finland	172	0.0 r	18.5	5.4 r	6.3 r	3.5 r	3.4 r	5.3 r
France	132	7.4	0.1 r	2.0 r	0.9 r	2.5 r	2.0 r	14.8	4.0 r	2.7 r	3.3 r	3.7 r	5.0 r
Germany	134	2.2	0.1 r	1.0 r	0.4 r	0.3 r	0.5 r	11.8	4.0 r	2.3 r	5.1 r	2.8 r	1.7 r
Ireland	178	0.1	0.0 r	0.0 r	0.0 r	0.0 r	0.0 r	2.1	0.4 r	0.5 r	0.5 r	0.7 r	0.5 r
Italy	136	1.2	0.1 r	0.4 r	0.2 r	0.2 r	0.3 r	8.1	3.9 r	1.2 r	2.6 r	1.8 r	2.5 r
Lithuania	946	0.0 r	0.4	0.4 r	0.0 r	0.0 r	0.0 r
Netherlands	138	2.9	1.1 r	0.4 r	0.6 r	1.4 r	0.5 r	8.9	1.6 r	1.4 r	2.7 r	1.9 r	3.0 r
Portugal	182	0.0 r	1.4	0.0 r	0.3 r	1.0 r	0.1 r	0.0 r
Slovenia	961	0.1	0.0 r	0.0 r	0.0 r	0.1 r
Spain	184	0.7	0.0 r	0.3 r	0.1 r	0.2 r	0.1 r	1.4	0.5 r	0.3 r	0.4 r	0.3 r	0.3 r
Australia	193	0.0	0.0 r	0.0 r	0.0 r	7.9	1.8 r	2.1 r	2.2 r	1.8 r	1.8 r
Canada	156	0.2	0.0 r	0.0 r	0.1 r	0.0 r	0.0 r	4.6	0.3 r	0.5 r	0.1 r	1.7 r	2.3 r
China,P.R.: Hong Kong	532	0.2	0.1 r	0.0 r	0.1 r	0.0 r	0.1 r	28.1	9.9 r	4.9 r	4.7 r	3.5 r	14.9 r
Czech Republic	935	0.0	0.0 r	0.0 r	0.0 r	0.3	0.1 r	0.1 r	0.1 r	0.1 r	0.0 r
Denmark	128	0.0	0.0 r	0.0 r	0.0 r	0.0 r	0.0 r	2.0	0.8 r	0.3 r	0.3 r	0.6 r	0.7 r
Israel	436	1.2	3.4 r	1.2 r	1.7	0.9 r	0.7 r	0.6 r	0.5 r
Japan	158	1.0	0.0 r	0.3 r	0.2 r	0.3 r	0.2 r	26.0	8.3 r	5.7 r	7.3 r	8.8 r	4.2 r
Korea, Republic of	542	0.2	0.0 r	0.0 r	0.1 r	0.1 r	0.0 r	7.4	1.8 r	1.6 r	2.0 r	1.8 r	1.9 r
New Zealand	196	0.0	0.0 r	0.0 r	0.0 r	0.0 r	0.0 r	0.2	0.3 r	0.1 r	0.0 r	0.0 r	0.0 r
Norway	142	0.0	0.0 r	0.0 r	0.0 r	0.0 r	0.0 r	0.3	0.0 r	0.1 r	0.1 r	0.2 r	0.1 r
Singapore	576	1.0	0.0 r	0.1 r	0.6 r	0.1 r	0.1 r	3.9	1.0 r	0.6 r	0.9 r	0.8 r	1.5 r
Sweden	144	0.1	0.0 r	0.0 r	0.0 r	0.0 r	0.1 r	2.6	0.4 r	0.8 r	0.5 r	0.7 r	0.6 r
Switzerland	146	0.6	0.1 r	0.2 r	0.1 r	0.2 r	0.1 r	16.1	5.5 r	3.7 r	3.2 r	6.0 r	3.1 r
Taiwan Prov.of China	528	0.1	0.0 r	0.0 r	0.0 r	0.0 r	0.0 r	3.6	0.8 r	0.7 r	0.8 r	0.7 r	1.3 r
United Kingdom	112	1.9	0.4 r	0.1 r	0.5 r	0.7 r	0.5 r	55.1	31.4 r	13.8 r	13.1 r	15.1 r	13.1 r
United States	111	2.0	0.4 r	0.6 r	0.6 r	0.3 r	0.4 r	130.9	34.7 r	31.3 r	31.4 r	35.2 r	33.1 r
Emerg. & Dev. Economies	200	2,763.7	1,354.9	1,444.3	719.3	277.7	322.4	3,680.3	969.2	828.3	870.9	939.8	1,041.3
Emerg. & Dev. Asia	505	1.0	0.4	0.4	0.4	0.1	0.1	191.8	71.7	50.9	43.2	46.4	51.3
China,P.R.: Mainland	924	0.9	0.2 r	0.4 r	0.4 r	0.1 r	0.1 r	121.0	47.1 r	32.1 r	26.2 r	27.1 r	35.6 r
India	534	0.0	0.1 r	0.0 r	0.0 r	0.0 r	0.0 r	61.2	22.5 r	17.1 r	14.7 r	16.7 r	12.8 r
Indonesia	536	0.0	0.1 r	0.0 r	0.0 r	0.0 r	0.0 r	1.8	0.6 r	0.4 r	0.4 r	0.5 r	0.5 r
Malaysia	548	0.0 r	5.1	0.6 r	0.8 r	1.2 r	1.5 r	1.6 r
Sri Lanka	524	0.1	0.1 r	0.1 r
Thailand	578	0.1	0.0 r	0.0 r	0.0 r	0.0 r	1.8	0.5 r	0.3 r	0.4 r	0.5 r	0.6 r
Timor-Leste	537	0.1	0.0 r	0.0 r	0.0 r	0.0 r	0.0 r
Vietnam	582	0.0	0.0 r	0.0 r	0.0 r	0.0 r	0.0 r	0.8	0.2 r	0.2 r	0.2 r	0.2 r	0.2 r
Europe	170	0.5	0.1	0.1	0.1	0.1	0.2	15.1	1.7	4.0	6.1	3.2	1.8
Emerg. & Dev. Europe	903	0.3	0.0	0.1	0.1	0.1	0.1	5.6	1.0	1.0	0.7	2.8	1.2
Bulgaria	918	0.0	0.0 r	0.0 r	0.0 r	0.0 r	0.5	0.1 r	0.0 r	0.1 r	0.1 r	0.2 r
Montenegro	943	0.2 e	0.0 e	0.0 e	0.1 e	0.1 e
Poland	964	0.0	0.0 r	0.0 r	0.0 r	0.0 r	0.0 r	0.1	0.0 r	0.0 r	0.0 r	0.0 r	0.0 r
Romania	968	1.6	0.1 r	0.1 r	0.0 r	1.5 r	0.0 r
Serbia, Republic of	942	0.1 e	0.0 e	0.1 e
Turkey	186	0.0	0.0 r	0.0 r	0.0 r	0.0 r	0.0 r	3.4	0.7 r	0.8 r	0.6 r	1.1 r	0.9 r
CIS	901	0.2	0.0	0.0	0.1	0.0	0.1	9.0	0.6	2.9	5.3	0.3	0.5
Belarus	913	0.2	0.0 r	0.2 r	0.0 r	0.0 r	0.0 r
Georgia	915	0.5	0.2 r	0.2 r	0.1 r	0.1 r
Russian Federation	922	0.1	0.0 r	0.0 r	0.0 r	0.0 r	0.0 r	2.9	0.3 r	2.5 r	0.4 r	0.0 r
Ukraine	926	0.0	0.0 r	0.0 r	0.0 r	5.4	0.0 r	0.0 r	4.7 r	0.2 r	0.5 r
Europe n.s.	884	0.0	0.0 r	0.0 r	0.0 r	0.0 r	0.0 r	0.4	0.1 r	0.1 r	0.1 r	0.1 r	0.1 r
Mid East, N Africa, Pak	440	118.4	32.6	48.4	39.5	15.6	14.9	143.6	39.5	31.0	34.6	37.3	40.7
Egypt	469	0.2	0.0 r	0.0 r	0.0 r	0.0 r	0.0 r	2.0	0.5 r	0.4 r	0.5 r	0.5 r	0.6 r
Iran, I.R. of	429	0.0	0.0 r	0.0 r	0.0 r	0.0 r	0.0 r	0.6	0.2 r	0.1 r	0.1 r	0.2 r	0.2 r

Zimbabwe (698)

In Millions of U.S. Dollars

		Exports (FOB)						Imports (FOB)					
		2016	2015Q4	2016Q1	2016Q2	2016Q3	2016Q4	2016	2015Q4	2016Q1	2016Q2	2016Q3	2016Q4
Iraq	433	0.1	0.0 r	0.0 r	0.0 r	0.0 r	0.0 r
Kuwait	443	0.0 r	96.5	26.6 r	20.8 r	23.2 r	25.0 r	27.3 r
Pakistan	564	0.1	0.0 r	0.0 r	0.0 r	0.0 r	0.0 r	2.3	0.6 r	0.5 r	0.6 r	0.6 r	0.7 r
Qatar	453	0.0 r	0.4	0.1 r	0.1 r	0.1 r	0.1 r	0.1 r
Saudi Arabia	456	0.0	0.2 r	0.0 r	0.0 r	0.0 r	0.0 r	1.3	0.4 r	0.3 r	0.3 r	0.3 r	0.4 r
Sudan	732	0.4	0.1 r	0.1 r	0.1 r	0.2 r	0.1 r	0.0	0.0 r	0.0 r	0.0 r	0.0 r	0.0 r
Syrian Arab Republic	463	0.0 r	0.1	0.0 r	0.0 r	0.0 r	0.0 r	0.0 r
Tunisia	744	0.8	0.2 r	0.2 r	0.2 r	0.2 r
United Arab Emirates	466	116.7	32.3 r	48.0 r	39.1 r	15.1 r	14.5 r	40.3	11.1 r	8.7 r	9.7 r	10.5 r	11.4 r
Sub-Saharan Africa	603	2,643.6	1,321.8	1,395.3	679.3	261.9	307.1	3,324.1	852.9	741.0	785.7	851.5	946.0
Benin	638	0.1	0.0 r	0.0 r	0.0 r	0.0 r	0.2	0.1 r	0.1 r	0.1 r	0.1 r	0.1 r
Botswana	616	29.1	6.7 r	12.0 r	9.7 r	3.8 r	3.6 r	149.2	41.2 r	32.2 r	35.9 r	38.7 r	42.3 r
Burundi	618	0.0	0.0 r	0.0 r	0.0 r	0.0 r	0.0 r	0.3	0.1 r	0.1 r	0.1 r	0.1 r	0.1 r
Congo, Dem. Rep. of	636	0.1	0.8 r	0.0 r	0.0 r	0.0 r	0.0 r	54.5	15.1 r	11.8 r	13.1 r	14.1 r	15.5 r
Congo, Republic of	634	0.2	0.1 r	0.1 r	0.1 r	0.0 r	0.0 r	23.7	6.5 r	5.1 r	5.7 r	6.2 r	6.7 r
Côte d'Ivoire	662	0.0	0.0 r	0.0 r	0.0 r	0.0 r	0.0 r	0.5	0.1 r	0.1 r	0.1 r	0.1 r	0.1 r
Eritrea	643	0.2 e	0.0 e	0.0 e	0.1 e	0.0 e	0.0 e
Kenya	664	11.2	0.2 r	4.6 r	3.8 r	1.5 r	1.4 r	3.5	1.0 r	0.8 r	0.8 r	0.9 r	1.0 r
Madagascar	674	0.1	0.0 r	0.1 r	0.0 r	0.0 r	0.0 r	0.3	0.1 r	0.1 r	0.1 r	0.1 r	0.1 r
Malawi	676	4.2	0.8 r	1.7 r	1.4 r	0.5 r	0.5 r	95.5	26.4 r	20.6 r	23.0 r	24.8 r	27.1 r
Mauritius	684	0.1	0.0 r	0.1 r	0.0 r	0.0 r	0.0 r	5.8	1.7 r	1.3 r	1.4 r	1.5 r	1.5 r
Mozambique	688	267.7	89.2 r	110.1 r	89.6 r	34.7 r	33.4 r	7.1	2.0 r	1.5 r	1.7 r	1.8 r	2.0 r
Namibia	728	7.3	3.0 r	3.0 r	2.5 r	1.0 r	0.9 r	2.8	0.8 r	0.6 r	0.7 r	0.7 r	0.8 r
Nigeria	694	0.0	0.1 r	0.0 r	0.0 r	0.0 r	0.0 r	0.2	0.0 r	0.0 r	0.0 r	0.0 r	0.0 r
Seychelles	718	2.8	0.8 r	0.6 r	0.7 r	0.7 r	0.8 r
South Africa	199	2,250.3	1,197.2 r	1,247.0 r	553.5 r	202.8 r	247.0 r	1,960.1	490.0 r	404.7 r	476.5 r	526.5 r	552.3 r
Swaziland	734	0.1	0.2 r	0.1 r	0.0 r	0.0 r	0.0 r	5.8	1.6 r	1.3 r	1.4 r	1.5 r	1.7 r
Tanzania	738	0.3	0.2 r	0.1 r	0.1 r	0.0 r	0.0 r	4.5	1.2 r	1.0 r	1.1 r	1.2 r	1.3 r
Uganda	746	0.3	0.0 r	0.1 r	0.2 r	0.0 r	0.0 r	0.0	0.0 r	0.0 r	0.0 r	0.0 r	0.0 r
Zambia	754	72.2	23.3 r	16.3 r	18.2 r	17.6 r	20.2 r	1,007.0	264.2 r	259.0 r	223.1 r	232.4 r	292.5 r
Western Hemisphere	205	0.2	0.0	0.0	0.0	0.0	0.0	5.6	3.4	1.3	1.4	1.4	1.5
Argentina	213	0.0	0.0 r	0.0 r	0.0 r	0.0 r	2.4	0.6 r	0.6 r	0.6 r	0.6 r	0.6 r
Bermuda	319	0.0	0.0 r	0.0 r	0.0 r	0.0 r	2.2	0.6 r	0.5 r	0.5 r	0.6 r	0.6 r
Brazil	223	0.0	0.0 r	0.0 r	0.0 r	0.0 r	0.9	2.2 r	0.2 r	0.2 r	0.2 r	0.3 r
Colombia	233	0.1	0.0 r	0.0 r	0.0 r	0.0 r
Other Countries n.i.e	910	0.0	0.2	0.1	0.1	0.1	0.1	0.1
Korea, Dem. People's Rep.	954	0.0 r	0.2	0.1 r	0.1 r	0.1 r	0.1 r	0.1 r
Countries & Areas n.s.	898	0.0	0.0 r	0.0 r	0.0 r	0.0 r	0.0 r	157.2	43.4 r	34.0 r	37.9 r	40.8 r	44.6 r
Memorandum Items													
Africa	605	2,644.8	1,321.9	1,395.6	679.5	262.3	307.4	3,324.2	852.9	741.0	785.7	851.5	946.0
Middle East	405	117.0	32.5	48.1	39.2	15.2	14.6	141.3	38.9	30.5	34.0	36.6	40.0
European Union	998	62.4	7.3	25.1	17.1	7.3	13.0	146.5	54.4	34.3	39.7	35.8	36.7
Export earnings: fuel	080	117.4	32.7	48.2	39.3	15.2	14.7	165.9	45.4	37.7	39.7	42.3	46.2
Export earnings: nonfuel	092	2,715.1	1,333.7	1,422.4	699.0	272.0	321.8	4,046.7	1,086.9	910.9	962.1	1,033.4	1,140.3

This page intentionally left blank



Notes

Aruba 314

As of January 2000, reported DOTS data include trade in the Aruba free trade zone.

Bahamas 313

Reported DOTS data in 1999 and IFS data beginning in 1990 exclude certain oil and chemical products.

Bahrain 419

Reported exports in DOTS and IFS include partial oil exports only. Beginning in 1998, reported imports from Saudi Arabia include oil imports as compiled by the Bahrain Ministry of Oil & industry and published in the Monthly Bulletin of the Bahrain Monetary Agency.

Belgium 124

Prior to 1997, trade data for Belgium are recorded as trade of the Belgium-Luxembourg Economic Union (BLEU). Belgium and BLEU trade data are not comparable due to the employment of different compilation methodologies.

China, P.R.: Mainland 924

Discrepancies in bilateral trade statistics as reported by China and its trading partners exist, particularly with industrial countries. Trade with these countries is classified by China as trade with Hong Kong Special Administrative Region (HKSAR) if it passes through HKSAR ports.

China, P.R.: Hong Kong 532

Reported exports and imports data with Belgium include trade with Luxembourg.

Dominican Republic 243

IFS data exclude trade in free trade processing zone. Beginning in 1994, DOTS data include trade in free trade processing zone.

El Salvador 253

IFS data exclude trade in free trade processing zone. Beginning in 2000, DOTS data include trade in free trade processing zone.

Estonia 939

IFS data are compiled according to the general trade system of recording trade transactions and DOTS data are compiled according to the special trade system.

European Union 998

The data for the European Union (EU) for all periods cover Austria, Belgium, Belgium-Luxembourg, Bulgaria, Croatia, Cyprus, Czech Republic, Denmark, Estonia, Finland, France, Germany, Greece, Hungary, Ireland, Italy, Latvia, Lithuania, Luxembourg, Malta, Netherlands, Poland, Portugal, Romania, Slovak Republic, Slovenia, Spain, Sweden, and the United Kingdom.

Export Earnings: Fuel Countries 080

The Export Earnings: Fuel Countries comprise Algeria, Angola, the Republic of Azerbaijan, the Kingdom of Bahrain, Bolivia, Brunei Darussalam, Chad, Colombia, the Republic of Congo, Ecuador, Equatorial Guinea, Gabon, the Islamic Republic of Iran, Iraq, Kazakhstan, Kuwait, Libya, Nigeria, Oman, Qatar, Russian Federation, Saudi Arabia, the Republic of South Sudan, Timor-Leste, Trinidad and Tobago, Turkmenistan, United Arab Emirates, the República Bolivariana de Venezuela and the Republic of Yemen.

France 132

Beginning in 1997, reported exports and imports data include trade of French Guiana, Guadeloupe, Martinique, and Réunion with the rest of the world. French trade data include trade of Mayotte.

Guatemala 258

IFS data exclude trade in the free trade processing zone. Beginning in 2004, DOTS data include trade in the free trade processing zone.

India 534

Data from 1997 to 2000, and for 2003 were adjusted to calendar year from reported data based on fiscal year beginning April.

Israel 436

IFS imports data include military goods.

Lithuania 946

Data from 2004 are compiled according to the special trade system.

Luxembourg 137

Prior to 1997, trade data for Luxembourg are recorded as trade of the Belgium-Luxembourg Economic Union (BLEU).

Mexico 273

DOTS and IFS reported exports and imports data include trade in maquiladoras.

Netherlands 138

From 1993 through 1998, DOTS reported exports and imports exclude estimation of underreporting as a result of the establishment of the internal European market. Trade revisions are made in the monthly data and may not necessarily be reflected in the quarterly and annual data.

Nigeria 694

Beginning in 1995, IFS data are valued at an average (unitary) exchange rate of 70.36 naira to the U.S. dollar. This exchange rate is the weighted average of the official rate and the market rate that went into effect in February, 1995.

Panama 283

Reported IFS and DOTS world totals exclude exports and imports of the COLON free trade processing zone. Beginning 2005, reported DOTS annual world totals include exports and imports of the COLON free trade processing zone. Beginning in Q1 2001, imports from Japan reflect reported exports of Japan to Panama which may represent flags of convenience.

Réunion 696

Beginning in January 1997, exports and imports data of Réunion are combined with exports and imports data for France.

Russian Federation 922

DOTS data exclude adjustments for unrecorded trade (including shuttle trade) and, prior to 1994 exclude trade with the countries of the former U.S.S.R.

Singapore 576

Trade data published in the Singapore Trade Statistics by the Singapore Trade Development Board exclude trade with Indonesia. Starting January 2003, Singapore reports its trade with Indonesia.

Switzerland 146

Switzerland data by partner countries include exports and imports of gold, silver, and coins from 2012. The Swiss Customs authority disseminates exports and imports of gold, silver, and coins separately back to 1998.

Syrian Arab Republic 463

Beginning in 2000, IFS exports and imports totals are calculated using a flexible exchange rate determined by the Ministry of Economy and Foreign Trade.

Turkmenistan 925

Special category exports for 1996 and 1997 consist of natural gas sales unclassified by partner country.

Estimated Trade

Estimated country trade data produced without benchmarks may be incomplete. Because estimates are made from partner country data, the estimates do not cover trade in cases where no partner country data have been specifically reported. For example, if the estimated country's trade was reported by the trading partner to a regional area rather than to the specific partner (exports to Asia not specified, rather than exports to Lao, as an example), this data is not captured in the estimation process.

